

# GOMOS Level 2 Daily Report

## SUMMARY

### [1. General Info](#)

### [2. Summary of processed GOM\\_NL\\_2P products](#)

### [3. Level 2 Quality information per product](#)

#### [3.1 Plot of level 2 quality information per product \(time dependant\)](#)

#### [3.2 Plot of level 2 quality information per product \(world map\)](#)

### [4. Level 1 Quality information per product \(stored on level 2 products\)](#)

#### [4.1 Plot of level 1 quality information per product \(time dependant\)](#)

##### [4.1.1 Plot of level 1 quality information per product \(time dependant\): ASCENDING](#)

##### [4.1.2 Plot of level 1 quality information per product \(time dependant\): DESCENDING](#)

#### [4.2 Plot of level 1 quality information per product \(world map\)](#)

##### [4.2.1 Plot of level 1 quality information per product \(world map\): ASCENDING](#)

##### [4.2.2 Plot of level 1 quality information per product \(world map\): DESCENDING](#)

### [5. Ozone profiles based on quality statistics and other trace gas profiles](#)

#### [5.1 Ozone statistics based on quality of products](#)

#### [5.2 Plot ozone profiles for all STD \(dark without errors\)](#)

#### [5.3 Plot ozone profiles where STD < 20% \(dark without errors\)](#)

#### [5.4. Plot ozone profiles where STD < 10% \(dark without errors\)](#)

#### [5.5. Plot ozone profiles where STD < 5% \(dark without errors\)](#)

#### [5.6 Plot NO2 profiles for all STD \(dark without errors\)](#)

#### [5.7 Plot NO3 profiles for all STD \(dark without errors\)](#)

#### [5.8 Plot H2O profiles \(only for occultations of stars 1,2,3,4,13,14,16,26,63 dark without errors\) for all STD](#)

### [6. Auxiliary Data Files used for the production reported in section 2](#)

This report presents the daily analysis on parameters extracted from GOMOS level 2 data (GOM\_NL\_\_2P). It is intended to monitor some important parameters that will impact the quality of these products. A list of level 2 products (and content) that have arrived during the reporting day to the PCF is also given.

Item	Value
Time of report generation	18APR2013 13:34:04
Data source version	GOMOS/6.01
Start time of products	28-12-2005 (28DEC2005 00:00:00)
Stop time of products	29-12-2005 (29DEC2005 00:00:00)
Store outputs in DB	Yes
Nb of level 2 prods	342
Nb of prods with errors	0

## 2. Summary of processed GOM\_NL\_\_2P products.

Nr	Filename	UTC Start time	Limb	Duration	Star Id	Star Name	Star Mag	Star Temp	Nb Meas	Orbit	Prod. error
1	GOM_NL__2PRFIN20051228_000212_000000352043_00417_20010_6984.N1	28-DEC-2005 00:02:12	Twilight	35.000	27	24Gam Ori	1.6360	26000.	70	20010	No
2	GOM_NL__2PRFIN20051228_000513_000000492043_00417_20010_6985.N1	28-DEC-2005 00:05:13	Bright	49.000	13	87Alp Tau	0.86700	3800.0	98	20010	No
3	GOM_NL__2PRFIN20051228_000749_000000362043_00417_20010_6986.N1	28-DEC-2005 00:07:49	Bright	35.500	146	25Eta Tau	2.8730	15200.	71	20010	No
4	GOM_NL__2PRFIN20051228_000952_000000382043_00417_20010_6987.N1	28-DEC-2005 00:09:52	Bright	37.500	114	31ot Aur	2.6930	4600.0	75	20010	No
5	GOM_NL__2PRFIN20051228_001200_000000352043_00417_20010_6988.N1	28-DEC-2005 00:12:00	Bright	34.500	149	45Eps Per	2.8880	30000.	69	20010	No
6	GOM_NL__2PRFIN20051228_001417_000000342043_00417_20010_6989.N1	28-DEC-2005 00:14:17	Bright	34.000	175	39Del Per	3.0100	19400.	68	20010	No
7	GOM_NL__2PRFIN20051228_001619_000000362043_00417_20010_6990.N1	28-DEC-2005 00:16:19	Bright	36.000	160	23Gam Per	2.9300	4700.0	72	20010	No
8	GOM_NL__2PRFIN20051228_002542_000000342043_00417_20010_6991.N1	28-DEC-2005 00:25:42	Bright	34.000	49	1Alp UMi	1.9900	6300.0	68	20010	No
9	GOM_NL__2PRFIN20051228_003015_000000382043_00417_20010_6992.N1	28-DEC-2005 00:30:15	Bright	37.500	60	7Bet UMi	2.0810	3950.0	75	20010	No
10	GOM_NL__2PRFIN20051228_003357_000000352043_00417_20010_6993.N1	28-DEC-2005 00:33:57	Bright	35.000	119	14Eta Dra	2.7270	4700.0	70	20010	No
11	GOM_NL__2PRFIN20051228_003556_000000362043_00417_20010_6994.N1	28-DEC-2005 00:35:56	Bright	36.000	130	23Bet Dra	2.7990	5800.0	72	20010	No
12	GOM_NL__2PRFIN20051228_004211_000000342043_00417_20010_6995.N1	28-DEC-2005 00:42:11	Bright	34.000	133	40Zet Her	2.8070	6000.0	68	20010	No
13	GOM_NL__2PRFIN20051228_004414_000000362043_00417_20010_6996.N1	28-DEC-2005 00:44:14	Bright	36.000	67	5Alp CrB	2.2210	11000.	72	20010	No
14	GOM_NL__2PRFIN20051228_004953_000000352043_00417_20010_6997.N1	28-DEC-2005 00:49:53	Bright	34.500	102	24Alp Ser	2.6000	4250.0	69	20010	No
15	GOM_NL__2PRFIN20051228_005449_000000542043_00417_20010_6998.N1	28-DEC-2005 00:54:49	Bright	54.000	104	27Bet Lib	2.6140	13100.	108	20010	No
16	GOM_NL__2PRFIN20051228_005721_000000242043_00417_20010_6999.N1	28-DEC-2005 00:57:21	Twilight	24.000	122	9Alp2Lib	2.7470	9700.0	48	20010	No
17	GOM_NL__2PRFIN20051228_010538_000000372043_00417_20010_7000.N1	28-DEC-2005 01:05:38	Dark	37.000	78	Alp Lup	2.3040	28000.	74	20010	No
18	GOM_NL__2PRFIN20051228_010658_000000392043_00417_20010_7001.N1	28-DEC-2005 01:06:58	Dark	38.500	95	Zet Cen	2.5450	26000.	77	20010	No
19	GOM_NL__2PRFIN20051228_010857_000000442043_00417_20010_7002.N1	28-DEC-2005 01:08:57	Dark	43.500	4	Alp1Cen	-0.010000	5800.0	87	20010	No
20	GOM_NL__2PRFIN20051228_011236_000000432043_00418_20011_6978.N1	28-DEC-2005 01:12:36	Dark	43.000	12	Alp1Cru	0.77500	30000.	86	20011	No
21	GOM_NL__2PRFIN20051228_011801_000000372043_00418_20011_6979.N1	28-DEC-2005 01:18:01	Dark	37.000	29	Bet Car	1.6720	10200.	74	20011	No
22	GOM_NL__2PRFIN20051228_012054_000000482043_00418_20011_6980.N1	28-DEC-2005 01:20:54	Dark	47.500	41	Eps Car	1.8600	4100.0	95	20011	No
23	GOM_NL__2PRFIN20051228_012518_000000442043_00418_20011_6981.N1	28-DEC-2005 01:25:18	Dark	43.500	2	Alp Car	-0.73600	7000.0	87	20011	No
24	GOM_NL__2PRFIN20051228_013104_000000402043_00418_20011_6982.N1	28-DEC-2005 01:31:04	Straylight	39.500	108	Alp Col	2.6520	15200.	79	20011	No
25	GOM_NL__2PRFIN20051228_013544_000000422043_00418_20011_6983.N1	28-DEC-2005 01:35:44	Straylight	42.000	101	11Alp Lep	2.5820	7000.0	84	20011	No
26	GOM_NL__2PRFIN20051228_013838_000000442043_00418_20011_6984.N1	28-DEC-2005 01:38:38	Straylight	44.000	7	19Bet Ori	0.10000	14000.	88	20011	No
27	GOM_NL__2PRFIN20051228_014247_000000352043_00418_20011_6985.N1	28-DEC-2005 01:42:47	Twilight	35.000	27	24Gam Ori	1.6360	26000.	70	20011	No
28	GOM_NL__2PRFIN20051228_014548_000000522043_00418_20011_6986.N1	28-DEC-2005 01:45:48	Bright	52.000	13	87Alp Tau	0.86700	3800.0	104	20011	No
29	GOM_NL__2PRFIN20051228_014825_000000362043_00418_20011_6987.N1	28-DEC-2005 01:48:25	Bright	35.500	146	25Eta Tau	2.8730	15200.	71	20011	No
30	GOM_NL__2PRFIN20051228_015027_000000382043_00418_20011_6988.N1	28-DEC-2005 01:50:27	Bright	37.500	114	31ot Aur	2.6930	4600.0	75	20011	No
31	GOM_NL__2PRFIN20051228_015236_000000362043_00418_20011_6989.N1	28-DEC-2005 01:52:36	Bright	35.500	149	45Eps Per	2.8880	30000.	71	20011	No
32	GOM_NL__2PRFIN20051228_015453_000000342043_00418_20011_6990.N1	28-DEC-2005 01:54:53	Bright	34.000	175	39Del Per	3.0100	19400.	68	20011	No
33	GOM_NL__2PRFIN20051228_015655_000000352043_00418_20011_6991.N1	28-DEC-2005 01:56:55	Bright	35.000	160	23Gam Per	2.9300	4700.0	70	20011	No
34	GOM_NL__2PRFIN20051228_020617_000000332043_00418_20011_6992.N1	28-DEC-2005 02:06:17	Bright	33.000	49	1Alp UMi	1.9900	6300.0	66	20011	No
35	GOM_NL__2PRFIN20051228_021051_000000372043_00418_20011_6993.N1	28-DEC-2005 02:10:51	Bright	37.000	60	7Bet UMi	2.0810	3950.0	74	20011	No
36	GOM_NL__2PRFIN20051228_021433_000000362043_00418_20011_6994.N1	28-DEC-2005 02:14:33	Bright	35.500	119	14Eta Dra	2.7270	4700.0	71	20011	No
37	GOM_NL__2PRFIN20051228_021632_000000352043_00418_20011_6995.N1	28-DEC-2005 02:16:32	Bright	35.000	130	23Bet Dra	2.7990	5800.0	70	20011	No
38	GOM_NL__2PRFIN20051228_022247_000000342043_00418_20011_6996.N1	28-DEC-2005 02:22:47	Bright	34.000	133	40Zet Her	2.8070	6000.0	68	20011	No
39	GOM_NL__2PRFIN20051228_022450_000000362043_00418_20011_6997.N1	28-DEC-2005 02:24:50	Bright	36.000	67	5Alp CrB	2.2210	11000.	72	20011	No
40	GOM_NL__2PRFIN20051228_023029_000000352043_00418_20011_6998.N1	28-DEC-2005 02:30:29	Bright	34.500	102	24Alp Ser	2.6000	4250.0	69	20011	No
41	GOM_NL__2PRFIN20051228_023525_000000482043_00418_20011_6999.N1	28-DEC-2005 02:35:25	Bright	47.500	104	27Bet Lib	2.6140	13100.	95	20011	No
42	GOM_NL__2PRFIN20051228_023757_000000242043_00418_20011_7000.N1	28-DEC-2005 02:37:57	Twilight	24.000	122	9Alp2Lib	2.7470	9700.0	48	20011	No

43	GOM_NL__2PRFIN20051228_024615_000000392043_00418_20011_7001.N1	28-DEC-2005 02:46:15	Dark	39.000	78	Alp Lup	2.3040	28000.	78	20011	No
44	GOM_NL__2PRFIN20051228_024734_000000382043_00418_20011_7002.N1	28-DEC-2005 02:47:34	Dark	37.500	95	Zet Cen	2.5450	26000.	75	20011	No
45	GOM_NL__2PRFIN20051228_024933_000000462043_00418_20011_7003.N1	28-DEC-2005 02:49:33	Dark	46.000	4	Alp1Cen	-0.010000	5800.0	92	20011	No
46	GOM_NL__2PRFIN20051228_025312_000000392043_00419_20012_6979.N1	28-DEC-2005 02:53:12	Dark	38.500	12	Alp1Cru	0.77500	30000.	77	20012	No
47	GOM_NL__2PRFIN20051228_025837_000000432043_00419_20012_6980.N1	28-DEC-2005 02:58:37	Dark	42.500	29	Bet Car	1.6720	10200.	85	20012	No
48	GOM_NL__2PRFIN20051228_030131_000000422043_00419_20012_6981.N1	28-DEC-2005 03:01:31	Dark	42.000	41	Eps Car	1.8600	4100.0	84	20012	No
49	GOM_NL__2PRFIN20051228_030554_000000532043_00419_20012_6982.N1	28-DEC-2005 03:05:54	Dark	53.000	2	Alp Car	-0.73600	7000.0	106	20012	No
50	GOM_NL__2PRFIN20051228_031140_000000402043_00419_20012_6983.N1	28-DEC-2005 03:11:40	Straylight	39.500	108	Alp Col	2.6520	15200.	79	20012	No
51	GOM_NL__2PRFIN20051228_031620_000000422043_00419_20012_6984.N1	28-DEC-2005 03:16:20	Straylight	42.000	101	11Alp Lep	2.5820	7000.0	84	20012	No
52	GOM_NL__2PRFIN20051228_031914_000000452043_00419_20012_6985.N1	28-DEC-2005 03:19:14	Straylight	44.500	7	19Bet Ori	0.10000	14000.	89	20012	No
53	GOM_NL__2PRFIN20051228_032126_000000122043_00419_20012_6986.N1	28-DEC-2005 03:21:26	Straylight	12.000	72	34Del Ori	2.2500	30000.	24	20012	No
54	GOM_NL__2PRFIN20051228_032323_000000442043_00419_20012_6987.N1	28-DEC-2005 03:23:23	Tw_i_and_stray	43.500	27	24Gam Ori	1.6360	26000.	87	20012	No
55	GOM_NL__2PRFIN20051228_032624_000000502043_00419_20012_6988.N1	28-DEC-2005 03:26:24	Bright	49.500	13	87Alp Tau	0.86700	3800.0	99	20012	No
56	GOM_NL__2PRFIN20051228_032901_000000352043_00419_20012_6989.N1	28-DEC-2005 03:29:01	Bright	35.000	146	25Eta Tau	2.8730	15200.	70	20012	No
57	GOM_NL__2PRFIN20051228_033103_000000372043_00419_20012_6990.N1	28-DEC-2005 03:31:03	Bright	37.000	114	3lot Aur	2.6930	4600.0	74	20012	No
58	GOM_NL__2PRFIN20051228_033312_000000352043_00419_20012_6991.N1	28-DEC-2005 03:33:12	Bright	35.000	149	45Eps Per	2.8880	30000.	70	20012	No
59	GOM_NL__2PRFIN20051228_033529_000000352043_00419_20012_6992.N1	28-DEC-2005 03:35:29	Bright	34.500	175	39Del Per	3.0100	19400.	69	20012	No
60	GOM_NL__2PRFIN20051228_033732_000000362043_00419_20012_6993.N1	28-DEC-2005 03:37:32	Bright	35.500	160	23Gam Per	2.9300	4700.0	71	20012	No
61	GOM_NL__2PRFIN20051228_034653_000000332043_00419_20012_6994.N1	28-DEC-2005 03:46:53	Bright	32.500	49	1Alp UMi	1.9900	6300.0	65	20012	No
62	GOM_NL__2PRFIN20051228_035126_000000402043_00419_20012_6995.N1	28-DEC-2005 03:51:26	Bright	40.000	60	7Bet UMi	2.0810	3950.0	80	20012	No
63	GOM_NL__2PRFIN20051228_035509_000000372043_00419_20012_6996.N1	28-DEC-2005 03:55:09	Bright	37.000	119	14Eta Dra	2.7270	4700.0	74	20012	No
64	GOM_NL__2PRFIN20051228_035708_000000512043_00419_20012_6997.N1	28-DEC-2005 03:57:08	Bright	51.000	130	23Bet Dra	2.7990	5800.0	102	20012	No
65	GOM_NL__2PRFIN20051228_040323_000000352043_00419_20012_6998.N1	28-DEC-2005 04:03:23	Bright	34.500	133	40Zet Her	2.8070	6000.0	69	20012	No
66	GOM_NL__2PRFIN20051228_040526_000000542043_00419_20012_6999.N1	28-DEC-2005 04:05:26	Bright	54.000	67	5Alp CrB	2.2210	11000.	108	20012	No
67	GOM_NL__2PRFIN20051228_041106_000000352043_00419_20012_7000.N1	28-DEC-2005 04:11:06	Bright	35.000	102	24Alp Ser	2.6000	4250.0	70	20012	No
68	GOM_NL__2PRFIN20051228_041602_000000542043_00419_20012_7001.N1	28-DEC-2005 04:16:02	Bright	54.000	104	27Bet Lib	2.6140	13100.	108	20012	No
69	GOM_NL__2PRFIN20051228_041834_000000072043_00419_20012_7002.N1	28-DEC-2005 04:18:34	Straylight	7.0000	122	9Alp2Lib	2.7470	9700.0	14	20012	No
70	GOM_NL__2PRFIN20051228_042524_000000402043_00419_20012_7003.N1	28-DEC-2005 04:25:24	Dark	39.500	109	Bet Lup	2.6770	26000.	79	20012	No
71	GOM_NL__2PRFIN20051228_042651_000000392043_00419_20012_7004.N1	28-DEC-2005 04:26:51	Dark	39.000	78	Alp Lup	2.3040	28000.	78	20012	No
72	GOM_NL__2PRFIN20051228_042811_000000382043_00419_20012_7005.N1	28-DEC-2005 04:28:11	Dark	38.000	95	Zet Cen	2.5450	26000.	76	20012	No
73	GOM_NL__2PRFIN20051228_043010_000000522043_00419_20012_7006.N1	28-DEC-2005 04:30:10	Dark	51.500	4	Alp1Cen	-0.010000	5800.0	103	20012	No
74	GOM_NL__2PRFIN20051228_043349_000000402043_00420_20013_6980.N1	28-DEC-2005 04:33:49	Dark	39.500	12	Alp1Cru	0.77500	30000.	79	20013	No
75	GOM_NL__2PRFIN20051228_043914_000000442043_00420_20013_6981.N1	28-DEC-2005 04:39:14	Dark	43.500	29	Bet Car	1.6720	10200.	87	20013	No
76	GOM_NL__2PRFIN20051228_044207_000000422043_00420_20013_6982.N1	28-DEC-2005 04:42:07	Dark	42.000	41	Eps Car	1.8600	4100.0	84	20013	No
77	GOM_NL__2PRFIN20051228_044630_000000432043_00420_20013_6983.N1	28-DEC-2005 04:46:30	Dark	42.500	2	Alp Car	-0.73600	7000.0	85	20013	No
78	GOM_NL__2PRFIN20051228_045216_000000392043_00420_20013_6984.N1	28-DEC-2005 04:52:16	Straylight	39.000	108	Alp Col	2.6520	15200.	78	20013	No
79	GOM_NL__2PRFIN20051228_045656_000000422043_00420_20013_6985.N1	28-DEC-2005 04:56:56	Straylight	42.000	101	11Alp Lep	2.5820	7000.0	84	20013	No
80	GOM_NL__2PRFIN20051228_045950_000000442043_00420_20013_6986.N1	28-DEC-2005 04:59:50	Straylight	44.000	7	19Bet Ori	0.10000	14000.	88	20013	No
81	GOM_NL__2PRFIN20051228_050202_000000122043_00420_20013_6987.N1	28-DEC-2005 05:02:02	Straylight	12.000	72	34Del Ori	2.2500	30000.	24	20013	No
82	GOM_NL__2PRFIN20051228_050359_000000442043_00420_20013_6988.N1	28-DEC-2005 05:03:59	Tw_i_and_stray	44.000	27	24Gam Ori	1.6360	26000.	88	20013	No
83	GOM_NL__2PRFIN20051228_050700_000000472043_00420_20013_6989.N1	28-DEC-2005 05:07:00	Bright	47.000	13	87Alp Tau	0.86700	3800.0	94	20013	No
84	GOM_NL__2PRFIN20051228_050937_000000362043_00420_20013_6990.N1	28-DEC-2005 05:09:37	Bright	36.000	146	25Eta Tau	2.8730	15200.	72	20013	No
85	GOM_NL__2PRFIN20051228_051139_000000392043_00420_20013_6991.N1	28-DEC-2005 05:11:39	Bright	38.500	114	3lot Aur	2.6930	4600.0	77	20013	No
86	GOM_NL__2PRFIN20051228_051348_000000352043_00420_20013_6992.N1	28-DEC-2005 05:13:48	Bright	34.500	149	45Eps Per	2.8880	30000.	69	20013	No
87	GOM_NL__2PRFIN20051228_051605_000000352043_00420_20013_6993.N1	28-DEC-2005 05:16:05	Bright	34.500	175	39Del Per	3.0100	19400.	69	20013	No
88	GOM_NL__2PRFIN20051228_051808_000000362043_00420_20013_6994.N1	28-DEC-2005 05:18:08	Bright	35.500	160	23Gam Per	2.9300	4700.0	71	20013	No
89	GOM_NL__2PRFIN20051228_052729_000000362043_00420_20013_6995.N1	28-DEC-2005 05:27:29	Bright	36.000	49	1Alp UMi	1.9900	6300.0	72	20013	No
90	GOM_NL__2PRFIN20051228_053202_000000392043_00420_20013_6996.N1	28-DEC-2005 05:32:02	Bright	38.500	60	7Bet UMi	2.0810	3950.0	77	20013	No
91	GOM_NL__2PRFIN20051228_053545_000000362043_00420_20013_6997.N1	28-DEC-2005 05:35:45	Bright	36.000	119	14Eta Dra	2.7270	4700.0	72	20013	No
92	GOM_NL__2PRFIN20051228_053745_000000352043_00420_20013_6998.N1	28-DEC-2005 05:37:45	Bright	35.000	130	23Bet Dra	2.7990	5800.0	70	20013	No
93	GOM_NL__2PRFIN20051228_054359_000000352043_00420_20013_6999.N1	28-DEC-2005 05:43:59	Bright	34.500	133	40Zet Her	2.8070	6000.0	69	20013	No
94	GOM_NL__2PRFIN20051228_054603_000000362043_00420_20013_7000.N1	28-DEC-2005 05:46:03	Bright	36.000	67	5Alp CrB	2.2210	11000.	72	20013	No
95	GOM_NL__2PRFIN20051228_055142_000000352043_00420_20013_7001.N1	28-DEC-2005 05:51:42	Bright	35.000	102	24Alp Ser	2.6000	4250.0	70	20013	No
96	GOM_NL__2PRFIN20051228_055638_000000482043_00420_20013_7002.N1	28-DEC-2005 05:56:38	Bright	47.500	104	27Bet Lib	2.6140	13100.	95	20013	No
97	GOM_NL__2PRFIN20051228_055910_000000072043_00420_20013_7003.N1	28-DEC-2005 05:59:10	Straylight	7.0000	122	9Alp2Lib	2.7470	9700.0	14	20013	No
98	GOM_NL__2PRFIN20051228_060600_000000402043_00420_20013_7004.N1	28-DEC-2005 06:06:00	Dark	40.000	109	Bet Lup	2.6770	26000.	80	20013	No
99	GOM_NL__2PRFIN20051228_060727_000000402043_00420_20013_7005.N1	28-DEC-2005 06:07:27	Dark	40.000	78	Alp Lup	2.3040	28000.	80	20013	No
100	GOM_NL__2PRFIN20051228_060847_000000402043_00420_20013_7006.N1	28-DEC-2005 06:08:47	Dark	39.500	95	Zet Cen	2.5450	26000.	79	20013	No
101	GOM_NL__2PRFIN20051228_061046_000000432043_00420_20013_7007.N1	28-DEC-2005 06:10:46	Dark	43.000	4	Alp1Cen	-0.010000	5800.0	86	20013	No

102	GOM_NL__2PRFIN20051228_061425_000000392043_00421_20014_6980.N1	28-DEC-2005 06:14:25	Dark	39.000	12	Alp1Cru	0.77500	30000.	78	20014	No
103	GOM_NL__2PRFIN20051228_061950_000000382043_00421_20014_6981.N1	28-DEC-2005 06:19:50	Dark	37.500	29	Bet Car	1.6720	10200.	75	20014	No
104	GOM_NL__2PRFIN20051228_062244_000000442043_00421_20014_6982.N1	28-DEC-2005 06:22:44	Dark	44.000	41	Eps Car	1.8600	4100.0	88	20014	No
105	GOM_NL__2PRFIN20051228_062707_000000442043_00421_20014_6983.N1	28-DEC-2005 06:27:07	Dark	43.500	2	Alp Car	-0.73600	7000.0	87	20014	No
106	GOM_NL__2PRFIN20051228_063252_000000382043_00421_20014_6984.N1	28-DEC-2005 06:32:52	Straylight	37.500	108	Alp Col	2.6520	15200.	75	20014	No
107	GOM_NL__2PRFIN20051228_063733_000000392043_00421_20014_6985.N1	28-DEC-2005 06:37:33	Straylight	39.000	101	11Alp Lep	2.5820	7000.0	78	20014	No
108	GOM_NL__2PRFIN20051228_064026_000000452043_00421_20014_6986.N1	28-DEC-2005 06:40:26	Straylight	45.000	7	19Bet Ori	0.10000	14000.	90	20014	No
109	GOM_NL__2PRFIN20051228_064238_000000242043_00421_20014_6987.N1	28-DEC-2005 06:42:38	Straylight	24.000	72	34Del Ori	2.2500	30000.	48	20014	No
110	GOM_NL__2PRFIN20051228_064435_000000442043_00421_20014_6988.N1	28-DEC-2005 06:44:35	Tw_i_and_stray	44.000	27	24Gam Ori	1.6360	26000.	88	20014	No
111	GOM_NL__2PRFIN20051228_064737_000000502043_00421_20014_6989.N1	28-DEC-2005 06:47:37	Bright	50.000	13	87Alp Tau	0.86700	3800.0	100	20014	No
112	GOM_NL__2PRFIN20051228_065013_000000372043_00421_20014_6990.N1	28-DEC-2005 06:50:13	Bright	36.500	146	25Eta Tau	2.8730	15200.	73	20014	No
113	GOM_NL__2PRFIN20051228_065215_000000382043_00421_20014_6991.N1	28-DEC-2005 06:52:15	Bright	37.500	114	3Iot Aur	2.6930	4600.0	75	20014	No
114	GOM_NL__2PRFIN20051228_065425_000000352043_00421_20014_6992.N1	28-DEC-2005 06:54:25	Bright	34.500	149	45Eps Per	2.8880	30000.	69	20014	No
115	GOM_NL__2PRFIN20051228_065641_000000352043_00421_20014_6993.N1	28-DEC-2005 06:56:41	Bright	34.500	175	39Del Per	3.0100	19400.	69	20014	No
116	GOM_NL__2PRFIN20051228_065844_000000352043_00421_20014_6994.N1	28-DEC-2005 06:58:44	Bright	35.000	160	23Gam Per	2.9300	4700.0	70	20014	No
117	GOM_NL__2PRFIN20051228_070805_000000362043_00421_20014_6995.N1	28-DEC-2005 07:08:05	Bright	35.500	49	1Alp UMi	1.9900	6300.0	71	20014	No
118	GOM_NL__2PRFIN20051228_071238_000000382043_00421_20014_6996.N1	28-DEC-2005 07:12:38	Bright	37.500	60	7Bet UMi	2.0810	3950.0	75	20014	No
119	GOM_NL__2PRFIN20051228_071621_000000342043_00421_20014_6997.N1	28-DEC-2005 07:16:21	Bright	34.000	119	14Eta Dra	2.7270	4700.0	68	20014	No
120	GOM_NL__2PRFIN20051228_071821_000000522043_00421_20014_6998.N1	28-DEC-2005 07:18:21	Bright	52.000	130	23Bet Dra	2.7990	5800.0	104	20014	No
121	GOM_NL__2PRFIN20051228_072436_000000352043_00421_20014_6999.N1	28-DEC-2005 07:24:36	Bright	34.500	133	40Zet Her	2.8070	6000.0	69	20014	No
122	GOM_NL__2PRFIN20051228_072639_000000362043_00421_20014_7000.N1	28-DEC-2005 07:26:39	Bright	35.500	67	5Alp CrB	2.2210	11000.	71	20014	No
123	GOM_NL__2PRFIN20051228_073218_000000352043_00421_20014_7001.N1	28-DEC-2005 07:32:18	Bright	35.000	102	24Alp Ser	2.6000	4250.0	70	20014	No
124	GOM_NL__2PRFIN20051228_073714_000000382043_00421_20014_7002.N1	28-DEC-2005 07:37:14	Bright	38.000	104	27Bet Lib	2.6140	13100.	76	20014	No
125	GOM_NL__2PRFIN20051228_074525_000000392043_00421_20014_7003.N1	28-DEC-2005 07:45:25	Twilight	38.500	131	Gam Lup	2.8000	26000.	77	20014	No
126	GOM_NL__2PRFIN20051228_074637_000000392043_00421_20014_7004.N1	28-DEC-2005 07:46:37	Dark	38.500	109	Bet Lup	2.6770	26000.	77	20014	No
127	GOM_NL__2PRFIN20051228_074804_000000402043_00421_20014_7005.N1	28-DEC-2005 07:48:04	Dark	39.500	78	Alp Lup	2.3040	28000.	79	20014	No
128	GOM_NL__2PRFIN20051228_074924_000000402043_00421_20014_7006.N1	28-DEC-2005 07:49:24	Dark	40.000	95	Zet Cen	2.5450	26000.	80	20014	No
129	GOM_NL__2PRFIN20051228_075122_000000442043_00421_20014_7007.N1	28-DEC-2005 07:51:22	Dark	44.000	4	Alp1Cen	-0.010000	5800.0	88	20014	No
130	GOM_NL__2PRFIN20051228_075501_000000412043_00422_20015_6980.N1	28-DEC-2005 07:55:01	Dark	40.500	12	Alp1Cru	0.77500	30000.	81	20015	No
131	GOM_NL__2PRFIN20051228_080026_000000432043_00422_20015_6981.N1	28-DEC-2005 08:00:26	Dark	42.500	29	Bet Car	1.6720	10200.	85	20015	No
132	GOM_NL__2PRFIN20051228_080320_000000482043_00422_20015_6982.N1	28-DEC-2005 08:03:20	Dark	48.000	41	Eps Car	1.8600	4100.0	96	20015	No
133	GOM_NL__2PRFIN20051228_080743_000000452043_00422_20015_6983.N1	28-DEC-2005 08:07:43	Dark	45.000	2	Alp Car	-0.73600	7000.0	90	20015	No
134	GOM_NL__2PRFIN20051228_081328_000000382043_00422_20015_6984.N1	28-DEC-2005 08:13:28	Straylight	38.000	108	Alp Col	2.6520	15200.	76	20015	No
135	GOM_NL__2PRFIN20051228_081809_000000422043_00422_20015_6985.N1	28-DEC-2005 08:18:09	Straylight	41.500	101	11Alp Lep	2.5820	7000.0	83	20015	No
136	GOM_NL__2PRFIN20051228_082102_000000512043_00422_20015_6986.N1	28-DEC-2005 08:21:02	Straylight	50.500	7	19Bet Ori	0.10000	14000.	101	20015	No
137	GOM_NL__2PRFIN20051228_082314_000000242043_00422_20015_6987.N1	28-DEC-2005 08:23:14	Straylight	24.000	72	34Del Ori	2.2500	30000.	48	20015	No
138	GOM_NL__2PRFIN20051228_082511_000000432043_00422_20015_6988.N1	28-DEC-2005 08:25:11	Tw_i_and_stray	42.500	27	24Gam Ori	1.6360	26000.	85	20015	No
139	GOM_NL__2PRFIN20051228_082813_000000442043_00422_20015_6989.N1	28-DEC-2005 08:28:13	Bright	43.500	13	87Alp Tau	0.86700	3800.0	87	20015	No
140	GOM_NL__2PRFIN20051228_083050_000000362043_00422_20015_6990.N1	28-DEC-2005 08:30:50	Bright	35.500	146	25Eta Tau	2.8730	15200.	71	20015	No
141	GOM_NL__2PRFIN20051228_083251_000000382043_00422_20015_6991.N1	28-DEC-2005 08:32:51	Bright	38.000	114	3Iot Aur	2.6930	4600.0	76	20015	No
142	GOM_NL__2PRFIN20051228_083501_000000352043_00422_20015_6992.N1	28-DEC-2005 08:35:01	Bright	34.500	149	45Eps Per	2.8880	30000.	69	20015	No
143	GOM_NL__2PRFIN20051228_083717_000000342043_00422_20015_6993.N1	28-DEC-2005 08:37:17	Bright	34.000	175	39Del Per	3.0100	19400.	68	20015	No
144	GOM_NL__2PRFIN20051228_083920_000000362043_00422_20015_6994.N1	28-DEC-2005 08:39:20	Bright	36.000	160	23Gam Per	2.9300	4700.0	72	20015	No
145	GOM_NL__2PRFIN20051228_084841_000000342043_00422_20015_6995.N1	28-DEC-2005 08:48:41	Bright	34.000	49	1Alp UMi	1.9900	6300.0	68	20015	No
146	GOM_NL__2PRFIN20051228_085314_000000352043_00422_20015_6996.N1	28-DEC-2005 08:53:14	Bright	34.500	60	7Bet UMi	2.0810	3950.0	69	20015	No
147	GOM_NL__2PRFIN20051228_085657_000000522043_00422_20015_6997.N1	28-DEC-2005 08:56:57	Bright	52.000	119	14Eta Dra	2.7270	4700.0	104	20015	No
148	GOM_NL__2PRFIN20051228_085857_000000362043_00422_20015_6998.N1	28-DEC-2005 08:58:57	Bright	35.500	130	23Bet Dra	2.7990	5800.0	71	20015	No
149	GOM_NL__2PRFIN20051228_090512_000000342043_00422_20015_6999.N1	28-DEC-2005 09:05:12	Bright	33.500	133	40Zet Her	2.8070	6000.0	67	20015	No
150	GOM_NL__2PRFIN20051228_090715_000000362043_00422_20015_7000.N1	28-DEC-2005 09:07:15	Bright	36.000	67	5Alp CrB	2.2210	11000.	72	20015	No
151	GOM_NL__2PRFIN20051228_091254_000000342043_00422_20015_7001.N1	28-DEC-2005 09:12:54	Bright	34.000	102	24Alp Ser	2.6000	4250.0	68	20015	No
152	GOM_NL__2PRFIN20051228_091751_000000542043_00422_20015_7002.N1	28-DEC-2005 09:17:51	Bright	54.000	104	27Bet Lib	2.6140	13100.	108	20015	No
153	GOM_NL__2PRFIN20051228_092601_000000382043_00422_20015_7003.N1	28-DEC-2005 09:26:01	Twilight	38.000	131	Gam Lup	2.8000	26000.	76	20015	No
154	GOM_NL__2PRFIN20051228_092713_000000402043_00422_20015_7004.N1	28-DEC-2005 09:27:13	Dark	39.500	109	Bet Lup	2.6770	26000.	79	20015	No
155	GOM_NL__2PRFIN20051228_092840_000000392043_00422_20015_7005.N1	28-DEC-2005 09:28:40	Dark	38.500	78	Alp Lup	2.3040	28000.	77	20015	No
156	GOM_NL__2PRFIN20051228_093000_000000392043_00422_20015_7006.N1	28-DEC-2005 09:30:00	Dark	39.000	95	Zet Cen	2.5450	26000.	78	20015	No
157	GOM_NL__2PRFIN20051228_093158_000000412043_00422_20015_7007.N1	28-DEC-2005 09:31:58	Dark	40.500	4	Alp1Cen	-0.010000	5800.0	81	20015	No
158	GOM_NL__2PRFIN20051228_093538_000000402043_00423_20016_7000.N1	28-DEC-2005 09:35:38	Dark	39.500	12	Alp1Cru	0.77500	30000.	79	20016	No
159	GOM_NL__2PRFIN20051228_094103_000000392043_00423_20016_7001.N1	28-DEC-2005 09:41:03	Dark	39.000	29	Bet Car	1.6720	10200.	78	20016	No
160	GOM_NL__2PRFIN20051228_094356_000000532043_00423_20016_7002.N1	28-DEC-2005 09:43:56	Dark	52.500	41	Eps Car	1.8600	4100.0	105	20016	No



161	GOM_NL__2PRFIN20051228_094819_000000382043_00423_20016_7003.N1	28-DEC-2005 09:48:19	Dark	38.000	2	Alp Car	-0.73600	7000.0	76	20016	No
162	GOM_NL__2PRFIN20051228_095404_000000392043_00423_20016_7004.N1	28-DEC-2005 09:54:04	Straylight	39.000	108	Alp Col	2.6520	15200.	78	20016	No
163	GOM_NL__2PRFIN20051228_095845_000000402043_00423_20016_7005.N1	28-DEC-2005 09:58:45	Straylight	39.500	101	11Alp Lep	2.5820	7000.0	79	20016	No
164	GOM_NL__2PRFIN20051228_100138_000000482043_00423_20016_7006.N1	28-DEC-2005 10:01:38	Straylight	47.500	7	19Bet Ori	0.10000	14000.	95	20016	No
165	GOM_NL__2PRFIN20051228_100350_000000362043_00423_20016_7007.N1	28-DEC-2005 10:03:50	Straylight	36.000	72	34Del Ori	2.2500	30000.	72	20016	No
166	GOM_NL__2PRFIN20051228_100547_000000392043_00423_20016_7008.N1	28-DEC-2005 10:05:47	Tw_i_and_stray	39.000	27	24Gam Ori	1.6360	26000.	78	20016	No
167	GOM_NL__2PRFIN20051228_100849_000000452043_00423_20016_7009.N1	28-DEC-2005 10:08:49	Bright	44.500	13	87Alp Tau	0.86700	3800.0	89	20016	No
168	GOM_NL__2PRFIN20051228_101126_000000362043_00423_20016_7010.N1	28-DEC-2005 10:11:26	Bright	35.500	146	25Eta Tau	2.8730	15200.	71	20016	No
169	GOM_NL__2PRFIN20051228_101327_000000382043_00423_20016_7011.N1	28-DEC-2005 10:13:27	Bright	37.500	114	3lot Aur	2.6930	4600.0	75	20016	No
170	GOM_NL__2PRFIN20051228_101537_000000342043_00423_20016_7012.N1	28-DEC-2005 10:15:37	Bright	34.000	149	45Eps Per	2.8880	30000.	68	20016	No
171	GOM_NL__2PRFIN20051228_101753_000000352043_00423_20016_7013.N1	28-DEC-2005 10:17:53	Bright	34.500	175	39Del Per	3.0100	19400.	69	20016	No
172	GOM_NL__2PRFIN20051228_101956_000000362043_00423_20016_7014.N1	28-DEC-2005 10:19:56	Bright	35.500	160	23Gam Per	2.9300	4700.0	71	20016	No
173	GOM_NL__2PRFIN20051228_102917_000000362043_00423_20016_7015.N1	28-DEC-2005 10:29:17	Bright	36.000	49	1Alp UMi	1.9900	6300.0	72	20016	No
174	GOM_NL__2PRFIN20051228_103350_000000372043_00423_20016_7016.N1	28-DEC-2005 10:33:50	Bright	37.000	60	7Bet UMi	2.0810	3950.0	74	20016	No
175	GOM_NL__2PRFIN20051228_103733_000000372043_00423_20016_7017.N1	28-DEC-2005 10:37:33	Bright	36.500	119	14Eta Dra	2.7270	4700.0	73	20016	No
176	GOM_NL__2PRFIN20051228_103933_000000372043_00423_20016_7018.N1	28-DEC-2005 10:39:33	Bright	36.500	130	23Bet Dra	2.7990	5800.0	73	20016	No
177	GOM_NL__2PRFIN20051228_104548_000000352043_00423_20016_7019.N1	28-DEC-2005 10:45:48	Bright	34.500	133	40Zet Her	2.8070	6000.0	69	20016	No
178	GOM_NL__2PRFIN20051228_104751_000000362043_00423_20016_7020.N1	28-DEC-2005 10:47:51	Bright	35.500	67	5Alp CrB	2.2210	11000.	71	20016	No
179	GOM_NL__2PRFIN20051228_105330_000000352043_00423_20016_7021.N1	28-DEC-2005 10:53:30	Bright	34.500	102	24Alp Ser	2.6000	4250.0	69	20016	No
180	GOM_NL__2PRFIN20051228_105827_000000542043_00423_20016_7022.N1	28-DEC-2005 10:58:27	Bright	54.000	104	27Bet Lib	2.6140	13100.	108	20016	No
181	GOM_NL__2PRFIN20051228_110637_000000372043_00423_20016_7023.N1	28-DEC-2005 11:06:37	Twilight	37.000	131	Gam Lup	2.8000	26000.	74	20016	No
182	GOM_NL__2PRFIN20051228_110749_000000382043_00423_20016_7024.N1	28-DEC-2005 11:07:49	Dark	38.000	109	Bet Lup	2.6770	26000.	76	20016	No
183	GOM_NL__2PRFIN20051228_110916_000000392043_00423_20016_7025.N1	28-DEC-2005 11:09:16	Dark	38.500	78	Alp Lup	2.3040	28000.	77	20016	No
184	GOM_NL__2PRFIN20051228_111037_000000402043_00423_20016_7026.N1	28-DEC-2005 11:10:37	Dark	40.000	95	Zet Cen	2.5450	26000.	80	20016	No
185	GOM_NL__2PRFIN20051228_111234_000000492043_00423_20016_7027.N1	28-DEC-2005 11:12:34	Dark	48.500	4	Alp1Cen	-0.010000	5800.0	97	20016	No
186	GOM_NL__2PRFIN20051228_111614_000000412043_00424_20017_7000.N1	28-DEC-2005 11:16:14	Dark	41.000	12	Alp1Cru	0.77500	30000.	82	20017	No
187	GOM_NL__2PRFIN20051228_112139_000000392043_00424_20017_7001.N1	28-DEC-2005 11:21:39	Dark	39.000	29	Bet Car	1.6720	10200.	78	20017	No
188	GOM_NL__2PRFIN20051228_112433_000000512043_00424_20017_7002.N1	28-DEC-2005 11:24:33	Dark	51.000	41	Eps Car	1.8600	4100.0	102	20017	No
189	GOM_NL__2PRFIN20051228_112855_000000522043_00424_20017_7003.N1	28-DEC-2005 11:28:55	Dark	52.000	2	Alp Car	-0.73600	7000.0	104	20017	No
190	GOM_NL__2PRFIN20051228_113440_000000402043_00424_20017_7004.N1	28-DEC-2005 11:34:40	Straylight	40.000	108	Alp Col	2.6520	15200.	80	20017	No
191	GOM_NL__2PRFIN20051228_113921_000000422043_00424_20017_7005.N1	28-DEC-2005 11:39:21	Straylight	41.500	101	11Alp Lep	2.5820	7000.0	83	20017	No
192	GOM_NL__2PRFIN20051228_114214_000000522043_00424_20017_7006.N1	28-DEC-2005 11:42:14	Straylight	52.000	7	19Bet Ori	0.10000	14000.	104	20017	No
193	GOM_NL__2PRFIN20051228_114426_000000362043_00424_20017_7007.N1	28-DEC-2005 11:44:26	Straylight	36.000	72	34Del Ori	2.2500	30000.	72	20017	No
194	GOM_NL__2PRFIN20051228_114623_000000422043_00424_20017_7008.N1	28-DEC-2005 11:46:23	Tw_i_and_stray	41.500	27	24Gam Ori	1.6360	26000.	83	20017	No
195	GOM_NL__2PRFIN20051228_114925_000000522043_00424_20017_7009.N1	28-DEC-2005 11:49:25	Bright	52.000	13	87Alp Tau	0.86700	3800.0	104	20017	No
196	GOM_NL__2PRFIN20051228_115202_000000362043_00424_20017_7010.N1	28-DEC-2005 11:52:02	Bright	36.000	146	25Eta Tau	2.8730	15200.	72	20017	No
197	GOM_NL__2PRFIN20051228_115403_000000372043_00424_20017_7011.N1	28-DEC-2005 11:54:03	Bright	36.500	114	3lot Aur	2.6930	4600.0	73	20017	No
198	GOM_NL__2PRFIN20051228_115613_000000362043_00424_20017_7012.N1	28-DEC-2005 11:56:13	Bright	35.500	149	45Eps Per	2.8880	30000.	71	20017	No
199	GOM_NL__2PRFIN20051228_115829_000000342043_00424_20017_7013.N1	28-DEC-2005 11:58:29	Bright	34.000	175	39Del Per	3.0100	19400.	68	20017	No
200	GOM_NL__2PRFIN20051228_120032_000000372043_00424_20017_7014.N1	28-DEC-2005 12:00:32	Bright	36.500	160	23Gam Per	2.9300	4700.0	73	20017	No
201	GOM_NL__2PRFIN20051228_120953_000000342043_00424_20017_7015.N1	28-DEC-2005 12:09:53	Bright	34.000	49	1Alp UMi	1.9900	6300.0	68	20017	No
202	GOM_NL__2PRFIN20051228_121426_000000342043_00424_20017_7016.N1	28-DEC-2005 12:14:26	Bright	34.000	60	7Bet UMi	2.0810	3950.0	68	20017	No
203	GOM_NL__2PRFIN20051228_121809_000000362043_00424_20017_7017.N1	28-DEC-2005 12:18:09	Bright	36.000	119	14Eta Dra	2.7270	4700.0	72	20017	No
204	GOM_NL__2PRFIN20051228_122009_000000362043_00424_20017_7018.N1	28-DEC-2005 12:20:09	Bright	36.000	130	23Bet Dra	2.7990	5800.0	72	20017	No
205	GOM_NL__2PRFIN20051228_122624_000000352043_00424_20017_7019.N1	28-DEC-2005 12:26:24	Bright	34.500	133	40Zet Her	2.8070	6000.0	69	20017	No
206	GOM_NL__2PRFIN20051228_122827_000000352043_00424_20017_7020.N1	28-DEC-2005 12:28:27	Bright	34.500	67	5Alp CrB	2.2210	11000.	69	20017	No
207	GOM_NL__2PRFIN20051228_123406_000000352043_00424_20017_7021.N1	28-DEC-2005 12:34:06	Bright	34.500	102	24Alp Ser	2.6000	4250.0	69	20017	No
208	GOM_NL__2PRFIN20051228_123903_000000392043_00424_20017_7022.N1	28-DEC-2005 12:39:03	Bright	39.000	104	27Bet Lib	2.6140	13100.	78	20017	No
209	GOM_NL__2PRFIN20051228_124713_000000372043_00424_20017_7023.N1	28-DEC-2005 12:47:13	Twilight	37.000	131	Gam Lup	2.8000	26000.	74	20017	No
210	GOM_NL__2PRFIN20051228_124826_000000392043_00424_20017_7024.N1	28-DEC-2005 12:48:26	Dark	38.500	109	Bet Lup	2.6770	26000.	77	20017	No
211	GOM_NL__2PRFIN20051228_124953_000000372043_00424_20017_7025.N1	28-DEC-2005 12:49:53	Dark	37.000	78	Alp Lup	2.3040	28000.	74	20017	No
212	GOM_NL__2PRFIN20051228_125113_000000392043_00424_20017_7026.N1	28-DEC-2005 12:51:13	Dark	38.500	95	Zet Cen	2.5450	26000.	77	20017	No
213	GOM_NL__2PRFIN20051228_125310_000000422043_00424_20017_7027.N1	28-DEC-2005 12:53:10	Dark	42.000	4	Alp1Cen	-0.010000	5800.0	84	20017	No
214	GOM_NL__2PRFIN20051228_125651_000000392043_00425_20018_7000.N1	28-DEC-2005 12:56:51	Dark	39.000	12	Alp1Cru	0.77500	30000.	78	20018	No
215	GOM_NL__2PRFIN20051228_130215_000000382043_00425_20018_7001.N1	28-DEC-2005 13:02:15	Dark	37.500	29	Bet Car	1.6720	10200.	75	20018	No
216	GOM_NL__2PRFIN20051228_130509_000000462043_00425_20018_7002.N1	28-DEC-2005 13:05:09	Dark	45.500	41	Eps Car	1.8600	4100.0	91	20018	No
217	GOM_NL__2PRFIN20051228_130931_000000462043_00425_20018_7003.N1	28-DEC-2005 13:09:31	Dark	45.500	2	Alp Car	-0.73600	7000.0	91	20018	No
218	GOM_NL__2PRFIN20051228_131516_000000422043_00425_20018_7004.N1	28-DEC-2005 13:15:16	Straylight	41.500	108	Alp Col	2.6520	15200.	83	20018	No
219	GOM_NL__2PRFIN20051228_163629_000000402043_00427_20020_7001.N1	28-DEC-2005 16:36:29	Straylight	39.500	108	Alp Col	2.6520	15200.	79	20020	No

220	GOM_NL__2PRFIN20051228_164109_000000422043_00427_20020_7002.N1	28-DEC-2005 16:41:09	Straylight	41.500	101	11Alp Lep	2.5820	7000.0	83	20020	No
221	GOM_NL__2PRFIN20051228_164402_000000492043_00427_20020_7003.N1	28-DEC-2005 16:44:02	Straylight	48.500	7	19Bet Ori	0.10000	14000.	97	20020	No
222	GOM_NL__2PRFIN20051228_164614_000000442043_00427_20020_7004.N1	28-DEC-2005 16:46:14	Straylight	43.500	72	34Del Ori	2.2500	30000.	87	20020	No
223	GOM_NL__2PRFIN20051228_164811_000000432043_00427_20020_7005.N1	28-DEC-2005 16:48:11	Tw_i_and_stray	42.500	27	24Gam Ori	1.6360	26000.	85	20020	No
224	GOM_NL__2PRFIN20051228_165113_000000522043_00427_20020_7006.N1	28-DEC-2005 16:51:13	Bright	52.000	13	87Alp Tau	0.86700	3800.0	104	20020	No
225	GOM_NL__2PRFIN20051228_165350_000000372043_00427_20020_7007.N1	28-DEC-2005 16:53:50	Bright	36.500	146	25Eta Tau	2.8730	15200.	73	20020	No
226	GOM_NL__2PRFIN20051228_165550_000000372043_00427_20020_7008.N1	28-DEC-2005 16:55:50	Bright	37.000	114	3lot Aur	2.6930	4600.0	74	20020	No
227	GOM_NL__2PRFIN20051228_165801_000000352043_00427_20020_7009.N1	28-DEC-2005 16:58:01	Bright	34.500	149	45Eps Per	2.8880	30000.	69	20020	No
228	GOM_NL__2PRFIN20051228_170018_000000352043_00427_20020_7010.N1	28-DEC-2005 17:00:18	Bright	34.500	175	39Del Per	3.0100	19400.	69	20020	No
229	GOM_NL__2PRFIN20051228_170221_000000362043_00427_20020_7011.N1	28-DEC-2005 17:02:21	Bright	36.000	160	23Gam Per	2.9300	4700.0	72	20020	No
230	GOM_NL__2PRFIN20051228_171141_000000372043_00427_20020_7012.N1	28-DEC-2005 17:11:41	Bright	36.500	49	1Alp UMi	1.9900	6300.0	73	20020	No
231	GOM_NL__2PRFIN20051228_171613_000000402043_00427_20020_7013.N1	28-DEC-2005 17:16:13	Bright	40.000	60	7Bet UMi	2.0810	3950.0	80	20020	No
232	GOM_NL__2PRFIN20051228_171957_000000372043_00427_20020_7014.N1	28-DEC-2005 17:19:57	Bright	36.500	119	14Eta Dra	2.7270	4700.0	73	20020	No
233	GOM_NL__2PRFIN20051228_172157_000000342043_00427_20020_7015.N1	28-DEC-2005 17:21:57	Bright	33.500	130	23Bet Dra	2.7990	5800.0	67	20020	No
234	GOM_NL__2PRFIN20051228_172812_000000342043_00427_20020_7016.N1	28-DEC-2005 17:28:12	Bright	34.000	133	40Zet Her	2.8070	6000.0	68	20020	No
235	GOM_NL__2PRFIN20051228_173015_000000362043_00427_20020_7017.N1	28-DEC-2005 17:30:15	Bright	36.000	67	5Alp CrB	2.2210	11000.	72	20020	No
236	GOM_NL__2PRFIN20051228_173555_000000352043_00427_20020_7018.N1	28-DEC-2005 17:35:55	Bright	35.000	102	24Alp Ser	2.6000	4250.0	70	20020	No
237	GOM_NL__2PRFIN20051228_174052_000000542043_00427_20020_7019.N1	28-DEC-2005 17:40:52	Bright	54.000	104	27Bet Lib	2.6140	13100.	108	20020	No
238	GOM_NL__2PRFIN20051228_174902_000000382043_00427_20020_7020.N1	28-DEC-2005 17:49:02	Twilight	38.000	131	Gam Lup	2.8000	26000.	76	20020	No
239	GOM_NL__2PRFIN20051228_175015_000000382043_00427_20020_7021.N1	28-DEC-2005 17:50:15	Dark	37.500	109	Bet Lup	2.6770	26000.	75	20020	No
240	GOM_NL__2PRFIN20051228_175142_000000372043_00427_20020_7022.N1	28-DEC-2005 17:51:42	Dark	37.000	78	Alp Lup	2.3040	28000.	74	20020	No
241	GOM_NL__2PRFIN20051228_175303_000000402043_00427_20020_7023.N1	28-DEC-2005 17:53:03	Dark	39.500	95	Zet Cen	2.5450	26000.	79	20020	No
242	GOM_NL__2PRFIN20051228_175459_000000422043_00427_20020_7024.N1	28-DEC-2005 17:54:59	Dark	42.000	4	Alp1Cen	-0.010000	5800.0	84	20020	No
243	GOM_NL__2PRFIN20051228_175840_000000402043_00428_20021_7001.N1	28-DEC-2005 17:58:40	Dark	39.500	12	Alp1Cru	0.77500	30000.	79	20021	No
244	GOM_NL__2PRFIN20051228_180404_000000382043_00428_20021_7002.N1	28-DEC-2005 18:04:04	Dark	38.000	29	Bet Car	1.6720	10200.	76	20021	No
245	GOM_NL__2PRFIN20051228_180658_000000512043_00428_20021_7003.N1	28-DEC-2005 18:06:58	Dark	51.000	41	Eps Car	1.8600	4100.0	102	20021	No
246	GOM_NL__2PRFIN20051228_181120_000000472043_00428_20021_7004.N1	28-DEC-2005 18:11:20	Dark	47.000	2	Alp Car	-0.73600	7000.0	94	20021	No
247	GOM_NL__2PRFIN20051228_181705_000000412043_00428_20021_7005.N1	28-DEC-2005 18:17:05	Straylight	40.500	108	Alp Col	2.6520	15200.	81	20021	No
248	GOM_NL__2PRFIN20051228_182145_000000392043_00428_20021_7006.N1	28-DEC-2005 18:21:45	Straylight	38.500	101	11Alp Lep	2.5820	7000.0	77	20021	No
249	GOM_NL__2PRFIN20051228_182438_000000442043_00428_20021_7007.N1	28-DEC-2005 18:24:38	Straylight	43.500	7	19Bet Ori	0.10000	14000.	87	20021	No
250	GOM_NL__2PRFIN20051228_182650_000000432043_00428_20021_7008.N1	28-DEC-2005 18:26:50	Straylight	42.500	72	34Del Ori	2.2500	30000.	85	20021	No
251	GOM_NL__2PRFIN20051228_182846_000000432043_00428_20021_7009.N1	28-DEC-2005 18:28:46	Tw_i_and_stray	42.500	27	24Gam Ori	1.6360	26000.	85	20021	No
252	GOM_NL__2PRFIN20051228_183149_000000522043_00428_20021_7010.N1	28-DEC-2005 18:31:49	Bright	52.000	13	87Alp Tau	0.86700	3800.0	104	20021	No
253	GOM_NL__2PRFIN20051228_183427_000000352043_00428_20021_7011.N1	28-DEC-2005 18:34:27	Bright	34.500	146	25Eta Tau	2.8730	15200.	69	20021	No
254	GOM_NL__2PRFIN20051228_183626_000000382043_00428_20021_7012.N1	28-DEC-2005 18:36:26	Bright	37.500	114	3lot Aur	2.6930	4600.0	75	20021	No
255	GOM_NL__2PRFIN20051228_183837_000000342043_00428_20021_7013.N1	28-DEC-2005 18:38:37	Bright	34.000	149	45Eps Per	2.8880	30000.	68	20021	No
256	GOM_NL__2PRFIN20051228_184054_000000352043_00428_20021_7014.N1	28-DEC-2005 18:40:54	Bright	34.500	175	39Del Per	3.0100	19400.	69	20021	No
257	GOM_NL__2PRFIN20051228_184257_000000342043_00428_20021_7015.N1	28-DEC-2005 18:42:57	Bright	34.000	160	23Gam Per	2.9300	4700.0	68	20021	No
258	GOM_NL__2PRFIN20051228_185217_000000372043_00428_20021_7016.N1	28-DEC-2005 18:52:17	Bright	37.000	49	1Alp UMi	1.9900	6300.0	74	20021	No
259	GOM_NL__2PRFIN20051228_185649_000000382043_00428_20021_7017.N1	28-DEC-2005 18:56:49	Bright	37.500	60	7Bet UMi	2.0810	3950.0	75	20021	No
260	GOM_NL__2PRFIN20051228_190033_000000362043_00428_20021_7018.N1	28-DEC-2005 19:00:33	Bright	36.000	119	14Eta Dra	2.7270	4700.0	72	20021	No
261	GOM_NL__2PRFIN20051228_190234_000000522043_00428_20021_7019.N1	28-DEC-2005 19:02:34	Bright	52.000	130	23Bet Dra	2.7990	5800.0	104	20021	No
262	GOM_NL__2PRFIN20051228_190848_000000342043_00428_20021_7020.N1	28-DEC-2005 19:08:48	Bright	33.500	133	40Zet Her	2.8070	6000.0	67	20021	No
263	GOM_NL__2PRFIN20051228_191051_000000372043_00428_20021_7021.N1	28-DEC-2005 19:10:51	Bright	37.000	67	5Alp CrB	2.2210	11000.	74	20021	No
264	GOM_NL__2PRFIN20051228_191631_000000352043_00428_20021_7022.N1	28-DEC-2005 19:16:31	Bright	34.500	102	24Alp Ser	2.6000	4250.0	69	20021	No
265	GOM_NL__2PRFIN20051228_192129_000000542043_00428_20021_7023.N1	28-DEC-2005 19:21:29	Bright	54.000	104	27Bet Lib	2.6140	13100.	108	20021	No
266	GOM_NL__2PRFIN20051228_192938_000000382043_00428_20021_7024.N1	28-DEC-2005 19:29:38	Twilight	38.000	131	Gam Lup	2.8000	26000.	76	20021	No
267	GOM_NL__2PRFIN20051228_193051_000000382043_00428_20021_7025.N1	28-DEC-2005 19:30:51	Dark	38.000	109	Bet Lup	2.6770	26000.	76	20021	No
268	GOM_NL__2PRFIN20051228_193218_000000382043_00428_20021_7026.N1	28-DEC-2005 19:32:18	Dark	37.500	78	Alp Lup	2.3040	28000.	75	20021	No
269	GOM_NL__2PRFIN20051228_193339_000000392043_00428_20021_7027.N1	28-DEC-2005 19:33:39	Dark	39.000	95	Zet Cen	2.5450	26000.	78	20021	No
270	GOM_NL__2PRFIN20051228_193535_000000462043_00428_20021_7028.N1	28-DEC-2005 19:35:35	Dark	45.500	4	Alp1Cen	-0.010000	5800.0	91	20021	No
271	GOM_NL__2PRFIN20051228_193916_000000422043_00429_20022_7002.N1	28-DEC-2005 19:39:16	Dark	41.500	12	Alp1Cru	0.77500	30000.	83	20022	No
272	GOM_NL__2PRFIN20051228_194440_000000412043_00429_20022_7003.N1	28-DEC-2005 19:44:40	Dark	41.000	29	Bet Car	1.6720	10200.	82	20022	No
273	GOM_NL__2PRFIN20051228_194735_000000532043_00429_20022_7004.N1	28-DEC-2005 19:47:35	Dark	53.000	41	Eps Car	1.8600	4100.0	106	20022	No
274	GOM_NL__2PRFIN20051228_195156_000000452043_00429_20022_7005.N1	28-DEC-2005 19:51:56	Dark	44.500	2	Alp Car	-0.73600	7000.0	89	20022	No
275	GOM_NL__2PRFIN20051228_195741_000000402043_00429_20022_7006.N1	28-DEC-2005 19:57:41	Straylight	39.500	108	Alp Col	2.6520	15200.	79	20022	No
276	GOM_NL__2PRFIN20051228_200221_000000392043_00429_20022_7007.N1	28-DEC-2005 20:02:21	Straylight	39.000	101	11Alp Lep	2.5820	7000.0	78	20022	No
277	GOM_NL__2PRFIN20051228_200514_000000442043_00429_20022_7008.N1	28-DEC-2005 20:05:14	Straylight	43.500	7	19Bet Ori	0.10000	14000.	87	20022	No
278	GOM_NL__2PRFIN20051228_200726_000000422043_00429_20022_7009.N1	28-DEC-2005 20:07:26	Straylight	41.500	72	34Del Ori	2.2500	30000.	83	20022	No

279	GOM_NL__2PRFIN20051228_200922_000000422043_00429_20022_7010.N1	28-DEC-2005 20:09:22	Twilight	42.000	27	24Gam Ori	1.6360	26000.	84	20022	No
280	GOM_NL__2PRFIN20051228_201225_000000512043_00429_20022_7011.N1	28-DEC-2005 20:12:25	Bright	51.000	13	87Alp Tau	0.86700	3800.0	102	20022	No
281	GOM_NL__2PRFIN20051228_201503_000000352043_00429_20022_7012.N1	28-DEC-2005 20:15:03	Bright	34.500	146	25Eta Tau	2.8730	15200.	69	20022	No
282	GOM_NL__2PRFIN20051228_201702_000000392043_00429_20022_7013.N1	28-DEC-2005 20:17:02	Bright	38.500	114	3Iot Aur	2.6930	4600.0	77	20022	No
283	GOM_NL__2PRFIN20051228_201913_000000352043_00429_20022_7014.N1	28-DEC-2005 20:19:13	Bright	34.500	149	45Eps Per	2.8880	30000.	69	20022	No
284	GOM_NL__2PRFIN20051228_202130_000000332043_00429_20022_7015.N1	28-DEC-2005 20:21:30	Bright	33.000	175	39Del Per	3.0100	19400.	66	20022	No
285	GOM_NL__2PRFIN20051228_202334_000000352043_00429_20022_7016.N1	28-DEC-2005 20:23:34	Bright	35.000	160	23Gam Per	2.9300	4700.0	70	20022	No
286	GOM_NL__2PRFIN20051228_203253_000000352043_00429_20022_7017.N1	28-DEC-2005 20:32:53	Bright	34.500	49	1Alp UMi	1.9900	6300.0	69	20022	No
287	GOM_NL__2PRFIN20051228_203725_000000332043_00429_20022_7018.N1	28-DEC-2005 20:37:25	Bright	33.000	60	7Bet UMi	2.0810	3950.0	66	20022	No
288	GOM_NL__2PRFIN20051228_204109_000000342043_00429_20022_7019.N1	28-DEC-2005 20:41:09	Bright	34.000	119	14Eta Dra	2.7270	4700.0	68	20022	No
289	GOM_NL__2PRFIN20051228_204310_000000462043_00429_20022_7020.N1	28-DEC-2005 20:43:10	Bright	46.000	130	23Bet Dra	2.7990	5800.0	92	20022	No
290	GOM_NL__2PRFIN20051228_204924_000000352043_00429_20022_7021.N1	28-DEC-2005 20:49:24	Bright	34.500	133	40Zet Her	2.8070	6000.0	69	20022	No
291	GOM_NL__2PRFIN20051228_205128_000000352043_00429_20022_7022.N1	28-DEC-2005 20:51:28	Bright	35.000	67	5Alp CrB	2.2210	11000.	70	20022	No
292	GOM_NL__2PRFIN20051228_205707_000000352043_00429_20022_7023.N1	28-DEC-2005 20:57:07	Bright	34.500	102	24Alp Ser	2.6000	4250.0	69	20022	No
293	GOM_NL__2PRFIN20051228_210205_000000362043_00429_20022_7024.N1	28-DEC-2005 21:02:05	Bright	35.500	104	27Bet Lib	2.6140	13100.	71	20022	No
294	GOM_NL__2PRFIN20051228_211127_000000382043_00429_20022_7025.N1	28-DEC-2005 21:11:27	Dark	37.500	109	Bet Lup	2.6770	26000.	75	20022	No
295	GOM_NL__2PRFIN20051228_211254_000000392043_00429_20022_7026.N1	28-DEC-2005 21:12:54	Dark	38.500	78	Alp Lup	2.3040	28000.	77	20022	No
296	GOM_NL__2PRFIN20051228_211416_000000392043_00429_20022_7027.N1	28-DEC-2005 21:14:16	Dark	38.500	95	Zet Cen	2.5450	26000.	77	20022	No
297	GOM_NL__2PRFIN20051228_211611_000000472043_00429_20022_7028.N1	28-DEC-2005 21:16:11	Dark	47.000	4	Alp1Cen	-0.010000	5800.0	94	20022	No
298	GOM_NL__2PRFIN20051228_211953_000000442043_00430_20023_7002.N1	28-DEC-2005 21:19:53	Dark	43.500	12	Alp1Cru	0.77500	30000.	87	20023	No
299	GOM_NL__2PRFIN20051228_212517_000000462043_00430_20023_7003.N1	28-DEC-2005 21:25:17	Dark	46.000	29	Bet Car	1.6720	10200.	92	20023	No
300	GOM_NL__2PRFIN20051228_212811_000000452043_00430_20023_7004.N1	28-DEC-2005 21:28:11	Dark	44.500	41	Eps Car	1.8600	4100.0	89	20023	No
301	GOM_NL__2PRFIN20051228_213232_000000462043_00430_20023_7005.N1	28-DEC-2005 21:32:32	Dark	46.000	2	Alp Car	-0.73600	7000.0	92	20023	No
302	GOM_NL__2PRFIN20051228_213817_000000402043_00430_20023_7006.N1	28-DEC-2005 21:38:17	Straylight	39.500	108	Alp Col	2.6520	15200.	79	20023	No
303	GOM_NL__2PRFIN20051228_214257_000000412043_00430_20023_7007.N1	28-DEC-2005 21:42:57	Straylight	40.500	101	11Alp Lep	2.5820	7000.0	81	20023	No
304	GOM_NL__2PRFIN20051228_214550_000000442043_00430_20023_7008.N1	28-DEC-2005 21:45:50	Straylight	44.000	7	19Bet Ori	0.10000	14000.	88	20023	No
305	GOM_NL__2PRFIN20051228_214801_000000432043_00430_20023_7009.N1	28-DEC-2005 21:48:01	Straylight	43.000	72	34Del Ori	2.2500	30000.	86	20023	No
306	GOM_NL__2PRFIN20051228_214958_000000422043_00430_20023_7010.N1	28-DEC-2005 21:49:58	Twilight	42.000	27	24Gam Ori	1.6360	26000.	84	20023	No
307	GOM_NL__2PRFIN20051228_215301_000000522043_00430_20023_7011.N1	28-DEC-2005 21:53:01	Bright	52.000	13	87Alp Tau	0.86700	3800.0	104	20023	No
308	GOM_NL__2PRFIN20051228_215539_000000362043_00430_20023_7012.N1	28-DEC-2005 21:55:39	Bright	36.000	146	25Eta Tau	2.8730	15200.	72	20023	No
309	GOM_NL__2PRFIN20051228_215738_000000372043_00430_20023_7013.N1	28-DEC-2005 21:57:38	Bright	37.000	114	3Iot Aur	2.6930	4600.0	74	20023	No
310	GOM_NL__2PRFIN20051228_215949_000000352043_00430_20023_7014.N1	28-DEC-2005 21:59:49	Bright	34.500	149	45Eps Per	2.8880	30000.	69	20023	No
311	GOM_NL__2PRFIN20051228_220206_000000342043_00430_20023_7015.N1	28-DEC-2005 22:02:06	Bright	34.000	175	39Del Per	3.0100	19400.	68	20023	No
312	GOM_NL__2PRFIN20051228_220410_000000342043_00430_20023_7016.N1	28-DEC-2005 22:04:10	Bright	34.000	160	23Gam Per	2.9300	4700.0	68	20023	No
313	GOM_NL__2PRFIN20051228_221328_000000352043_00430_20023_7017.N1	28-DEC-2005 22:13:28	Bright	35.000	49	1Alp UMi	1.9900	6300.0	70	20023	No
314	GOM_NL__2PRFIN20051228_221801_000000382043_00430_20023_7018.N1	28-DEC-2005 22:18:01	Bright	38.000	60	7Bet UMi	2.0810	3950.0	76	20023	No
315	GOM_NL__2PRFIN20051228_222145_000000352043_00430_20023_7019.N1	28-DEC-2005 22:21:45	Bright	35.000	119	14Eta Dra	2.7270	4700.0	70	20023	No
316	GOM_NL__2PRFIN20051228_222346_000000342043_00430_20023_7020.N1	28-DEC-2005 22:23:46	Bright	33.500	130	23Bet Dra	2.7990	5800.0	67	20023	No
317	GOM_NL__2PRFIN20051228_223000_000000342043_00430_20023_7021.N1	28-DEC-2005 22:30:00	Bright	33.500	133	40Zet Her	2.8070	6000.0	67	20023	No
318	GOM_NL__2PRFIN20051228_223203_000000352043_00430_20023_7022.N1	28-DEC-2005 22:32:03	Bright	35.000	67	5Alp CrB	2.2210	11000.	70	20023	No
319	GOM_NL__2PRFIN20051228_223744_000000352043_00430_20023_7023.N1	28-DEC-2005 22:37:44	Bright	34.500	102	24Alp Ser	2.6000	4250.0	69	20023	No
320	GOM_NL__2PRFIN20051228_224241_000000542043_00430_20023_7024.N1	28-DEC-2005 22:42:41	Bright	53.500	104	27Bet Lib	2.6140	13100.	107	20023	No
321	GOM_NL__2PRFIN20051228_225050_000000382043_00430_20023_7025.N1	28-DEC-2005 22:50:50	Twilight	38.000	131	Gam Lup	2.8000	26000.	76	20023	No
322	GOM_NL__2PRFIN20051228_225204_000000382043_00430_20023_7026.N1	28-DEC-2005 22:52:04	Dark	38.000	109	Bet Lup	2.6770	26000.	76	20023	No
323	GOM_NL__2PRFIN20051228_225330_000000392043_00430_20023_7027.N1	28-DEC-2005 22:53:30	Dark	39.000	78	Alp Lup	2.3040	28000.	78	20023	No
324	GOM_NL__2PRFIN20051228_225452_000000382043_00430_20023_7028.N1	28-DEC-2005 22:54:52	Dark	38.000	95	Zet Cen	2.5450	26000.	76	20023	No
325	GOM_NL__2PRFIN20051228_225648_000000482043_00430_20023_7029.N1	28-DEC-2005 22:56:48	Dark	47.500	4	Alp1Cen	-0.010000	5800.0	95	20023	No
326	GOM_NL__2PRFIN20051228_230029_000000482043_00431_20024_7002.N1	28-DEC-2005 23:00:29	Dark	48.000	12	Alp1Cru	0.77500	30000.	96	20024	No
327	GOM_NL__2PRFIN20051228_230553_000000382043_00431_20024_7003.N1	28-DEC-2005 23:05:53	Dark	38.000	29	Bet Car	1.6720	10200.	76	20024	No
328	GOM_NL__2PRFIN20051228_230847_000000422043_00431_20024_7004.N1	28-DEC-2005 23:08:47	Dark	42.000	41	Eps Car	1.8600	4100.0	84	20024	No
329	GOM_NL__2PRFIN20051228_231308_000000532043_00431_20024_7005.N1	28-DEC-2005 23:13:08	Dark	53.000	2	Alp Car	-0.73600	7000.0	106	20024	No
330	GOM_NL__2PRFIN20051228_231853_000000392043_00431_20024_7006.N1	28-DEC-2005 23:18:53	Straylight	38.500	108	Alp Col	2.6520	15200.	77	20024	No
331	GOM_NL__2PRFIN20051228_232333_000000422043_00431_20024_7007.N1	28-DEC-2005 23:23:33	Straylight	42.000	101	11Alp Lep	2.5820	7000.0	84	20024	No
332	GOM_NL__2PRFIN20051228_232626_000000462043_00431_20024_7008.N1	28-DEC-2005 23:26:26	Straylight	46.000	7	19Bet Ori	0.10000	14000.	92	20024	No
333	GOM_NL__2PRFIN20051228_232821_000000092043_00431_20024_7009.N1	28-DEC-2005 23:28:21	Straylight	9.0000	30	46Eps Ori	1.6940	30000.	18	20024	No
334	GOM_NL__2PRFIN20051228_233034_000000432043_00431_20024_7010.N1	28-DEC-2005 23:30:34	Twilight	43.000	27	24Gam Ori	1.6360	26000.	86	20024	No
335	GOM_NL__2PRFIN20051228_233337_000000432043_00431_20024_7011.N1	28-DEC-2005 23:33:37	Bright	42.500	13	87Alp Tau	0.86700	3800.0	85	20024	No
336	GOM_NL__2PRFIN20051228_233615_000000362043_00431_20024_7012.N1	28-DEC-2005 23:36:15	Bright	35.500	146	25Eta Tau	2.8730	15200.	71	20024	No
337	GOM_NL__2PRFIN20051228_233814_000000372043_00431_20024_7013.N1	28-DEC-2005 23:38:14	Bright	37.000	114	3Iot Aur	2.6930	4600.0	74	20024	No

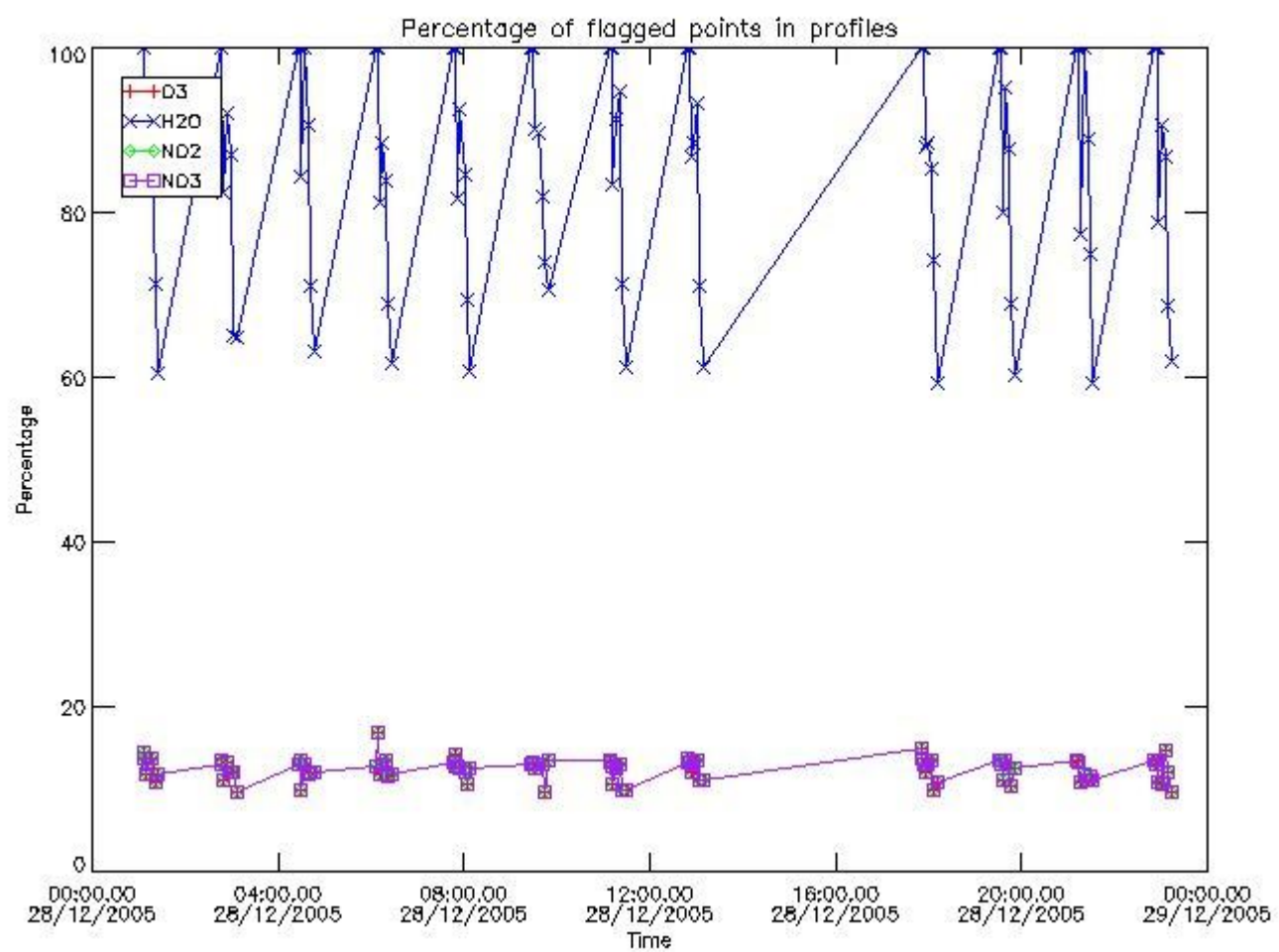


338	GOM_NL__2PRFIN20051228_234025_000000352043_00431_20024_7014.N1	28-DEC-2005 23:40:25	Bright	34.500	149	45Eps Per	2.8880	30000.	69	20024	No
339	GOM_NL__2PRFIN20051228_234159_000000122043_00431_20024_7015.N1	28-DEC-2005 23:41:59	Twilight_stray	12.000	6	13Alp Aur	0.080000	3400.0	24	20024	No
340	GOM_NL__2PRFIN20051228_234446_000000362043_00431_20024_7016.N1	28-DEC-2005 23:44:46	Bright	36.000	160	23Gam Per	2.9300	4700.0	72	20024	No
341	GOM_NL__2PRFIN20051228_235404_000000372043_00431_20024_7017.N1	28-DEC-2005 23:54:04	Bright	36.500	49	1Alp UMi	1.9900	6300.0	73	20024	No
342	GOM_NL__2PRFIN20051228_235836_000000332043_00431_20024_7018.N1	28-DEC-2005 23:58:36	Bright	33.000	60	7Bet UMi	2.0810	3950.0	66	20024	No

### 3. Quality information per product

In this section it is plotted some information contained in the Quality Summary data set of the level 2 products. Only products in dark limb conditions and without errors (error flag in the MPH set to "0") are used.

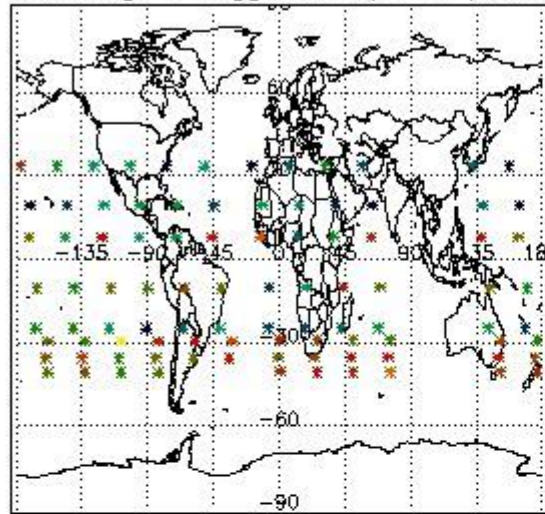
#### 3.1 Plot quality information per product (time dependant)



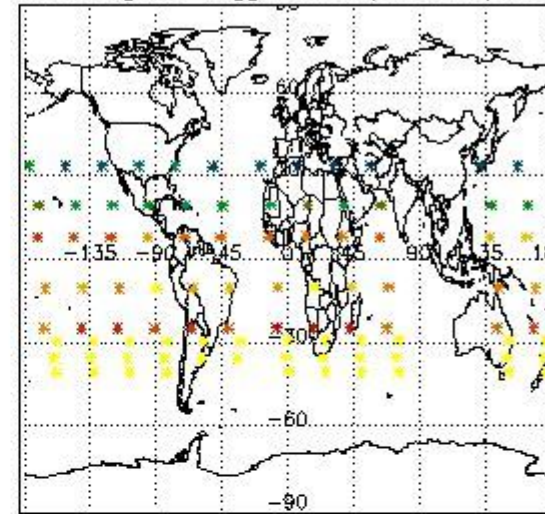
#### 3.2 Plot quality information per product (world map)



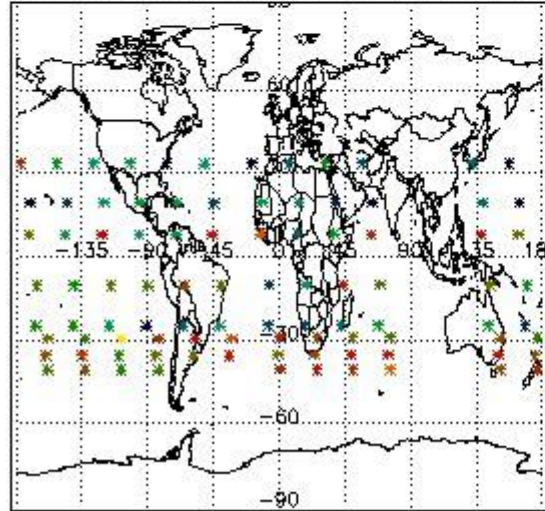
Percentage of flagged data per O3 profile



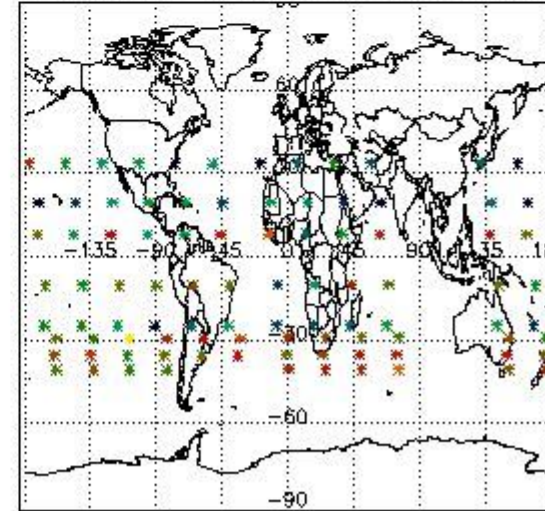
Percentage of flagged data per H2O profile



Percentage of flagged data per NO2 profile



Percentage of flagged data per NO3 profile

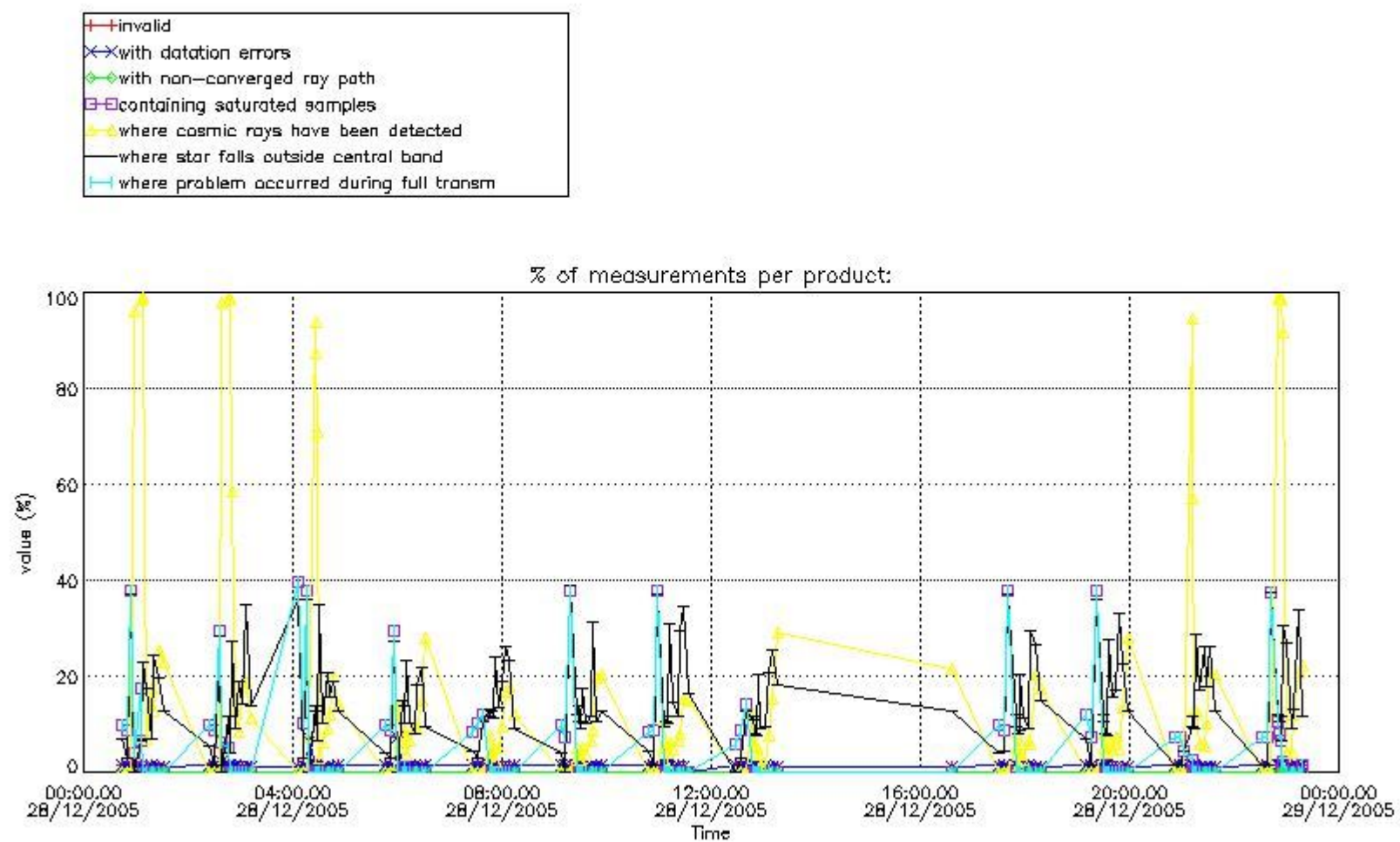


#### 4. Level 1 quality information per product

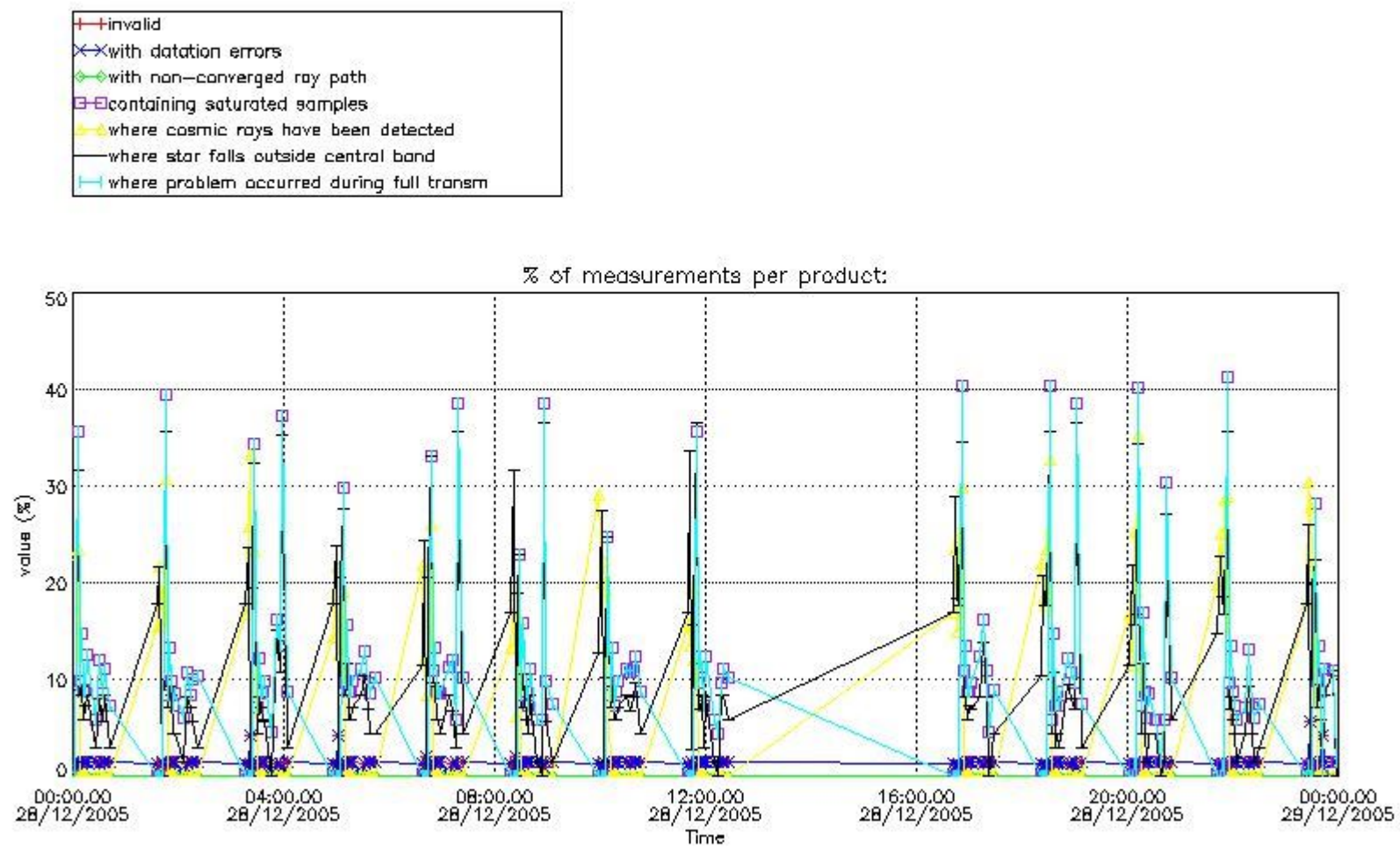
In this section it is plotted some information contained in the Quality Summary data set of the level 2 products that comes from the level 1b processing. Products without errors (error flag in the MPH set to "0") are used.

##### 4.1 Plot quality information per product (time dependant) coming from level 1b processing

###### 4.1.1 Plot level 1 quality information per product (time dependant): ENVISAT ASCENDING passes



4.1.2 Plot level 1 quality information per product (time dependant): ENVI SAT DESCENDING passes

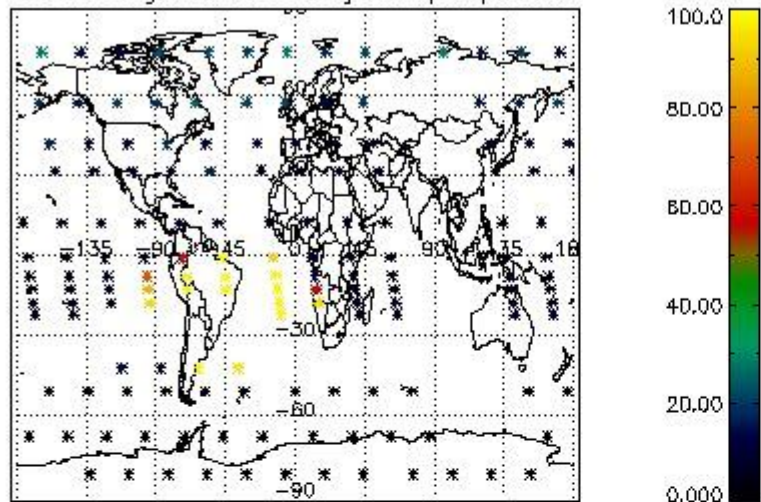


4.2 Plot quality information per product coming from level 1b processing (world map)

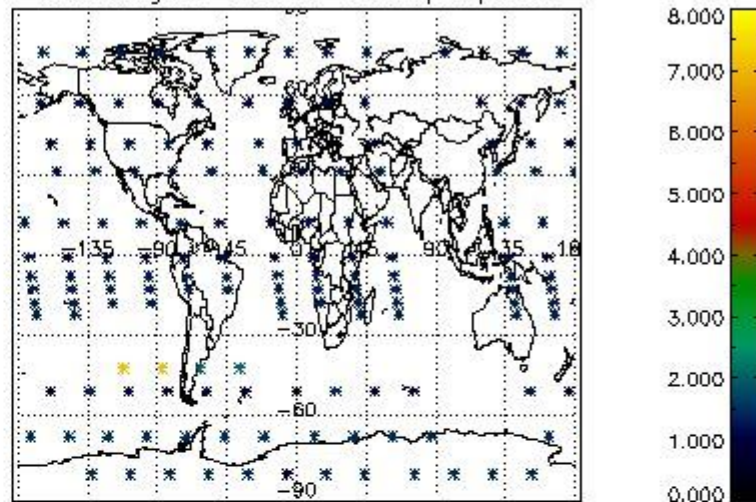
4.2.1 Plot level 1 quality information per product (world map): ENVISAT ASCENDING passes



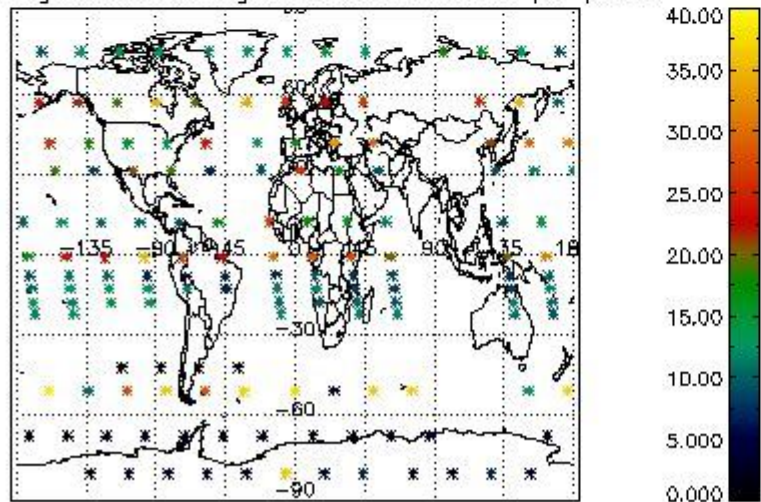
Percentage of cosmic ray hits per profile



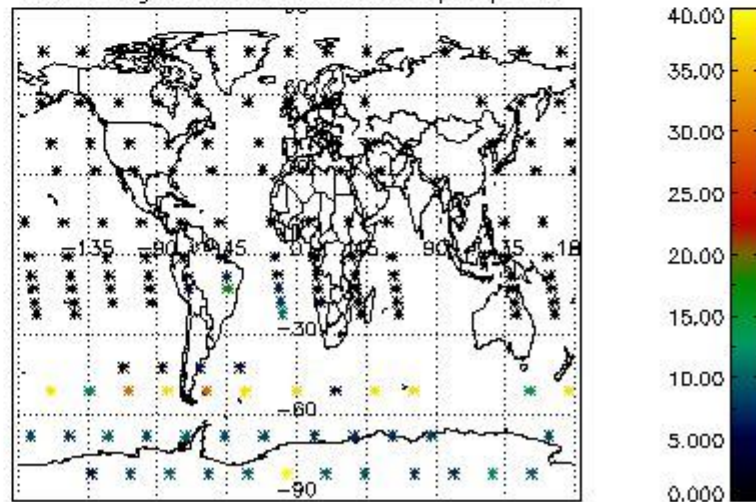
Percentage of datation errors per profile



Percentage of star falling outside central band per profile

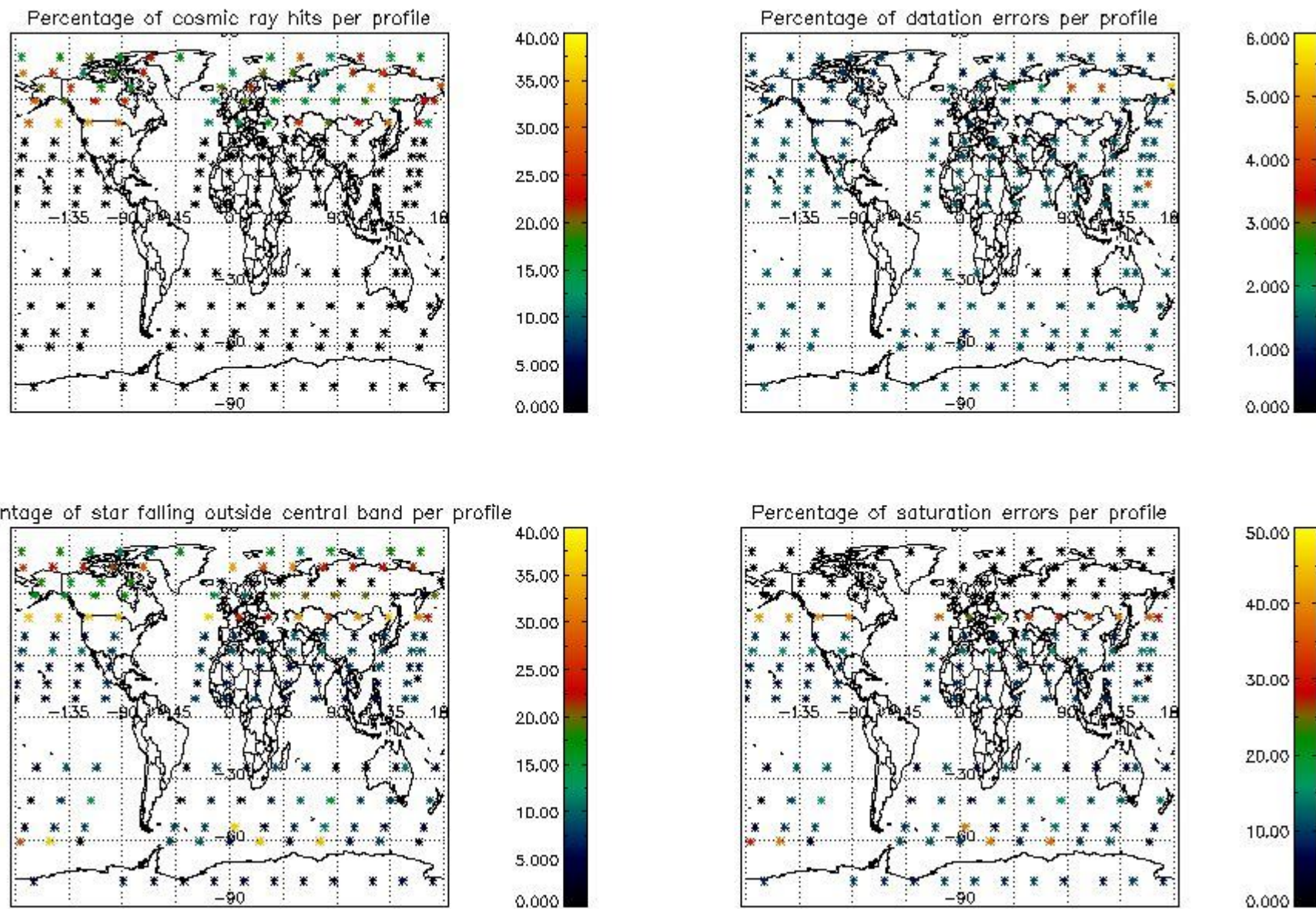


Percentage of saturation errors per profile



4.2.2 Plot level 1 quality information per product (world map): ENVISAT DESCENDING passes





## 5. Trace gas profiles

### 5.1 Ozone statistics based on quality of products

The final quality of the products can be "measured" using the STD (Standard Deviation) attached to every point profile. This information is written to the parameter GOM\_NL\_\_2P/NL\_LOCAL\_SPECIES\_DENSITY/o3\_std of the level 2 products. The table below shows the statistics for given STD ranges.

The statistics are given with respect to the overall valid production:

- Products without fatal errors: GOM\_NL\_\_2P/MPH/PRODUCT\_ERR=0
- Valid point profile: GOM\_NL\_\_2P/NL\_LOCAL\_SPECIES\_DENSITY/pcd(0)=0

The 'Criteria' is applied to valid points of dark limb products:

- Products in dark limb illumination condition: GOM\_NL\_\_2P/NL\_SUMMARY\_QUALITY/obs\_ill\_cond=0
- Products without fatal errors: GOM\_NL\_\_2P/MPH/PRODUCT\_ERR=0
- Valid point profile: GOM\_NL\_\_2P/NL\_LOCAL\_SPECIES\_DENSITY/pcd(0)=0

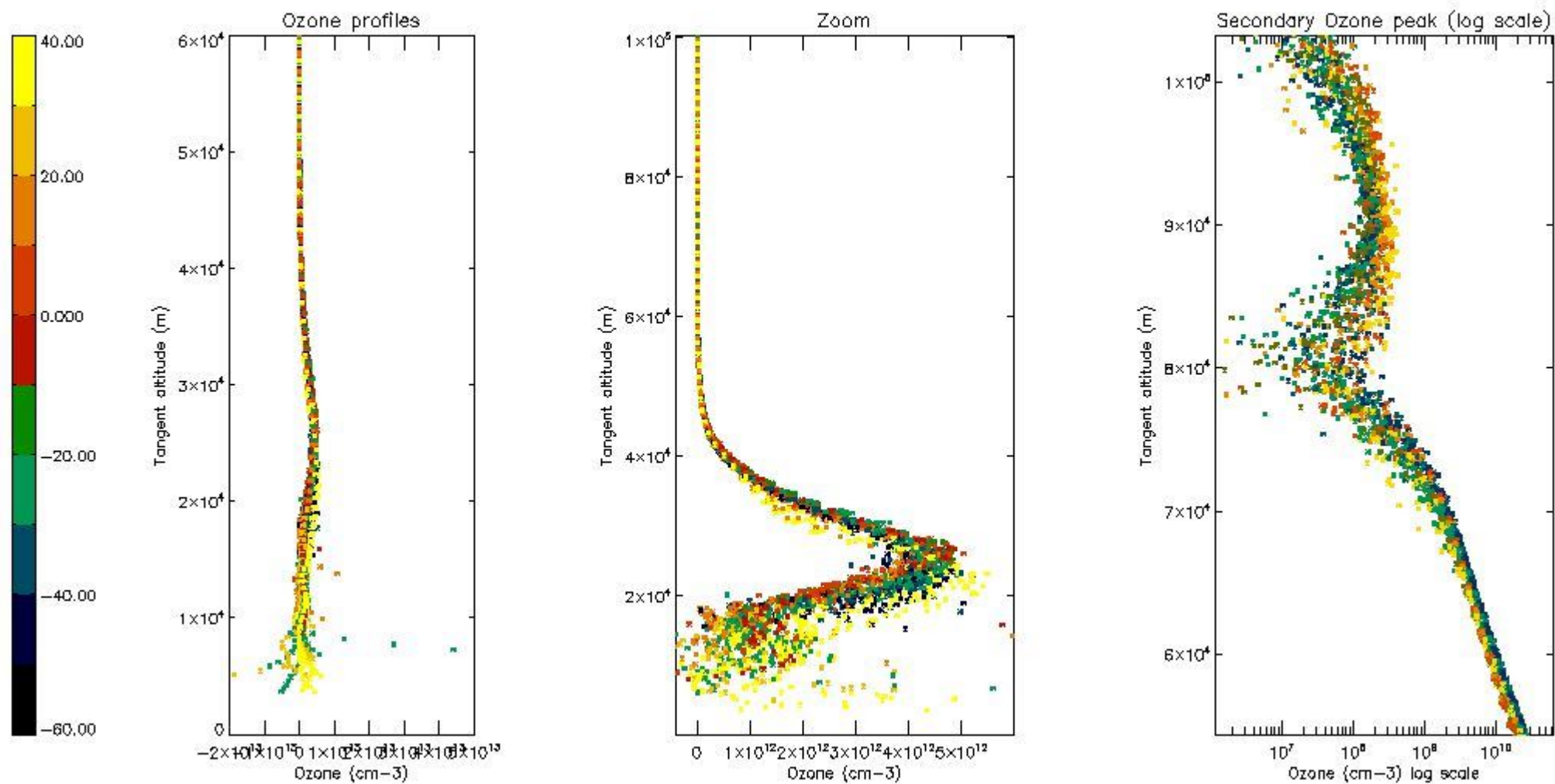
So, the table below shows the percentage of dark limb and valid observations for each criteria with respect to the overall valid daily observations.

Criteria	% of total production
All STD	31
STD < 20	20

STD < 10	17
STD < 5	12

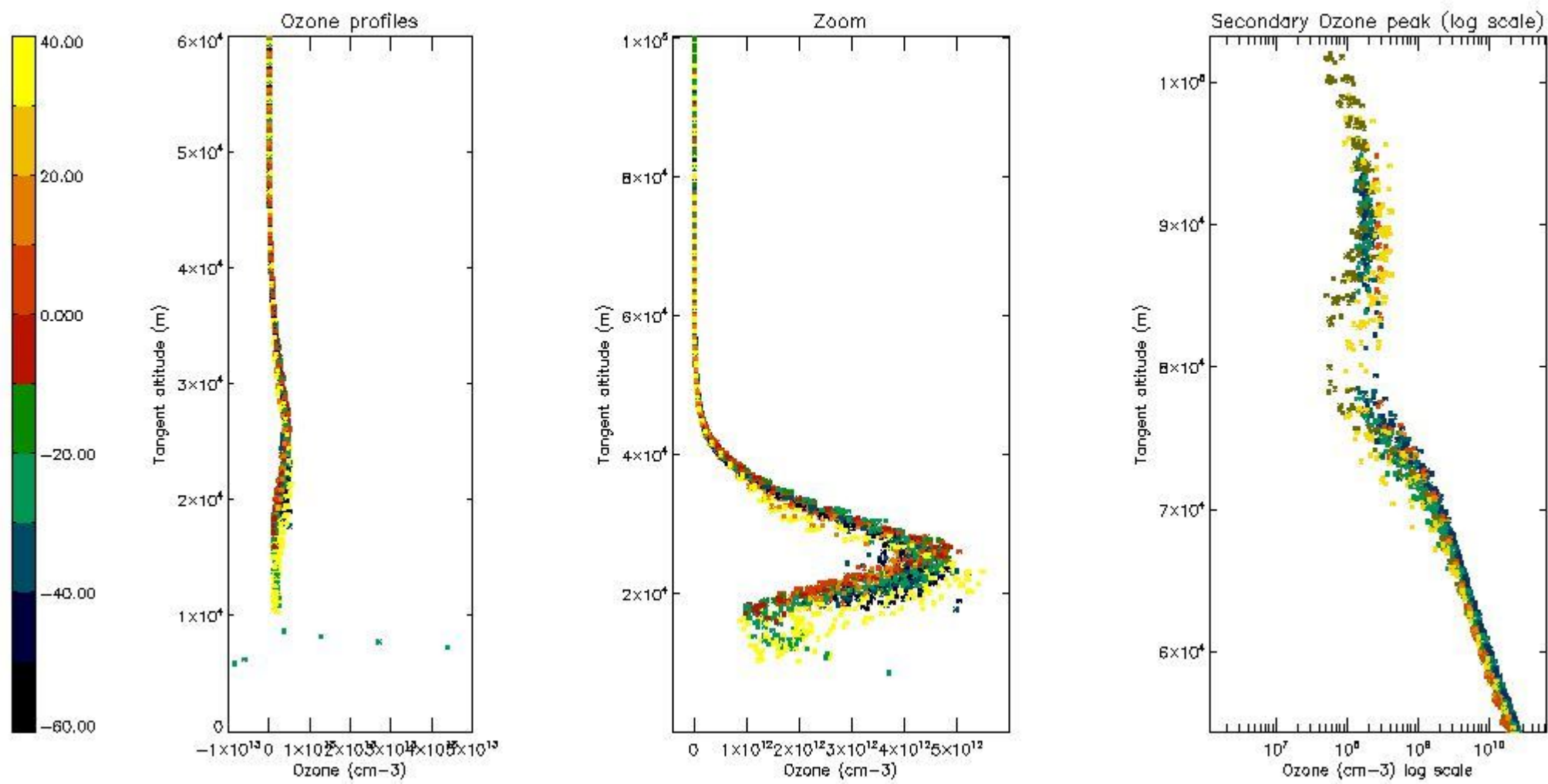
5.2 Plot ozone profiles for all STD (dark without errors)

The colorbar represents the latitude.



5.3 Plot ozone profiles where STD < 20% (dark without errors)

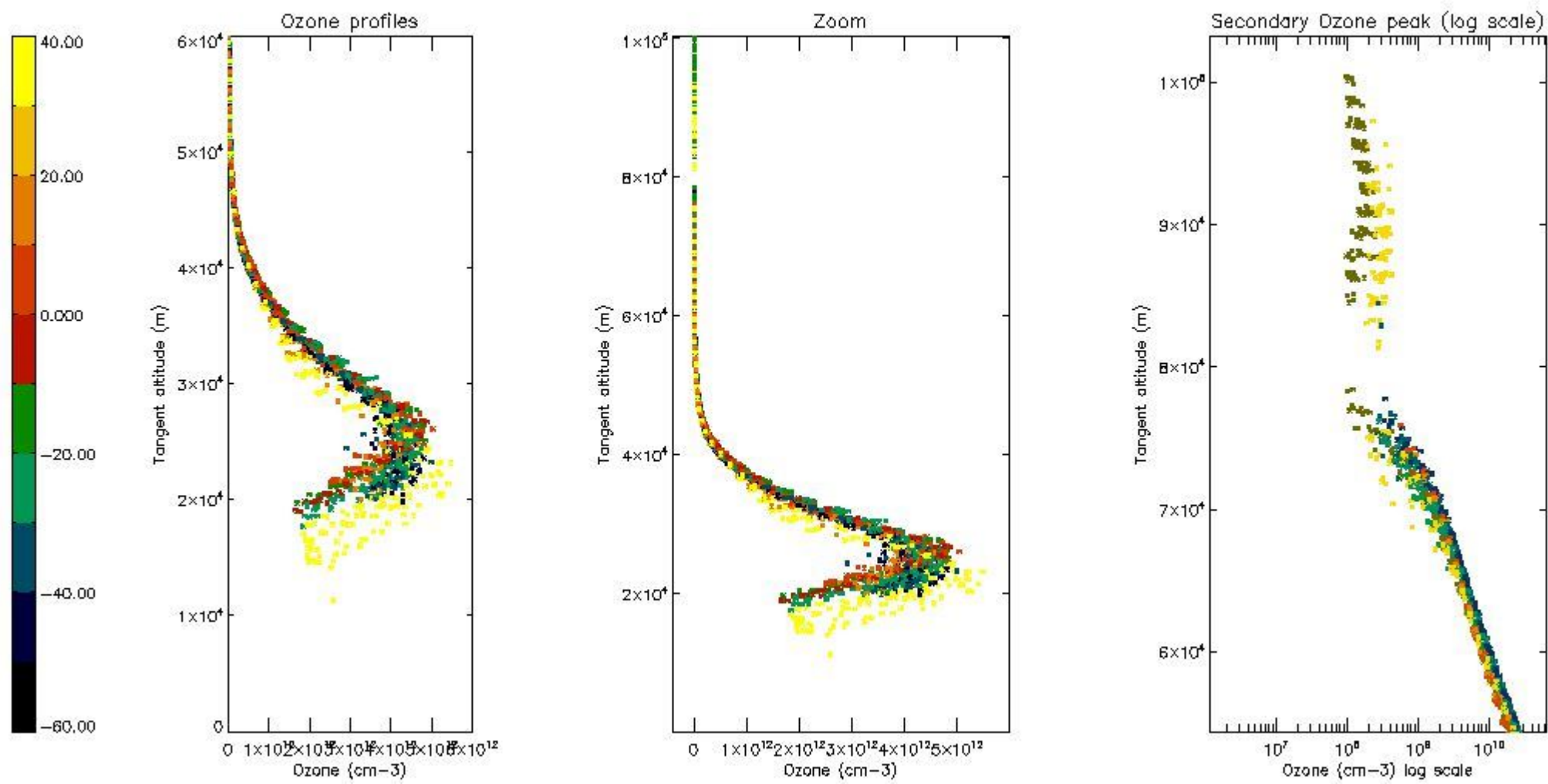
The colorbar represents the latitude.



*5.4 Plot ozone profiles where STD < 10% (dark without errors)*

The colorbar represents the latitude.

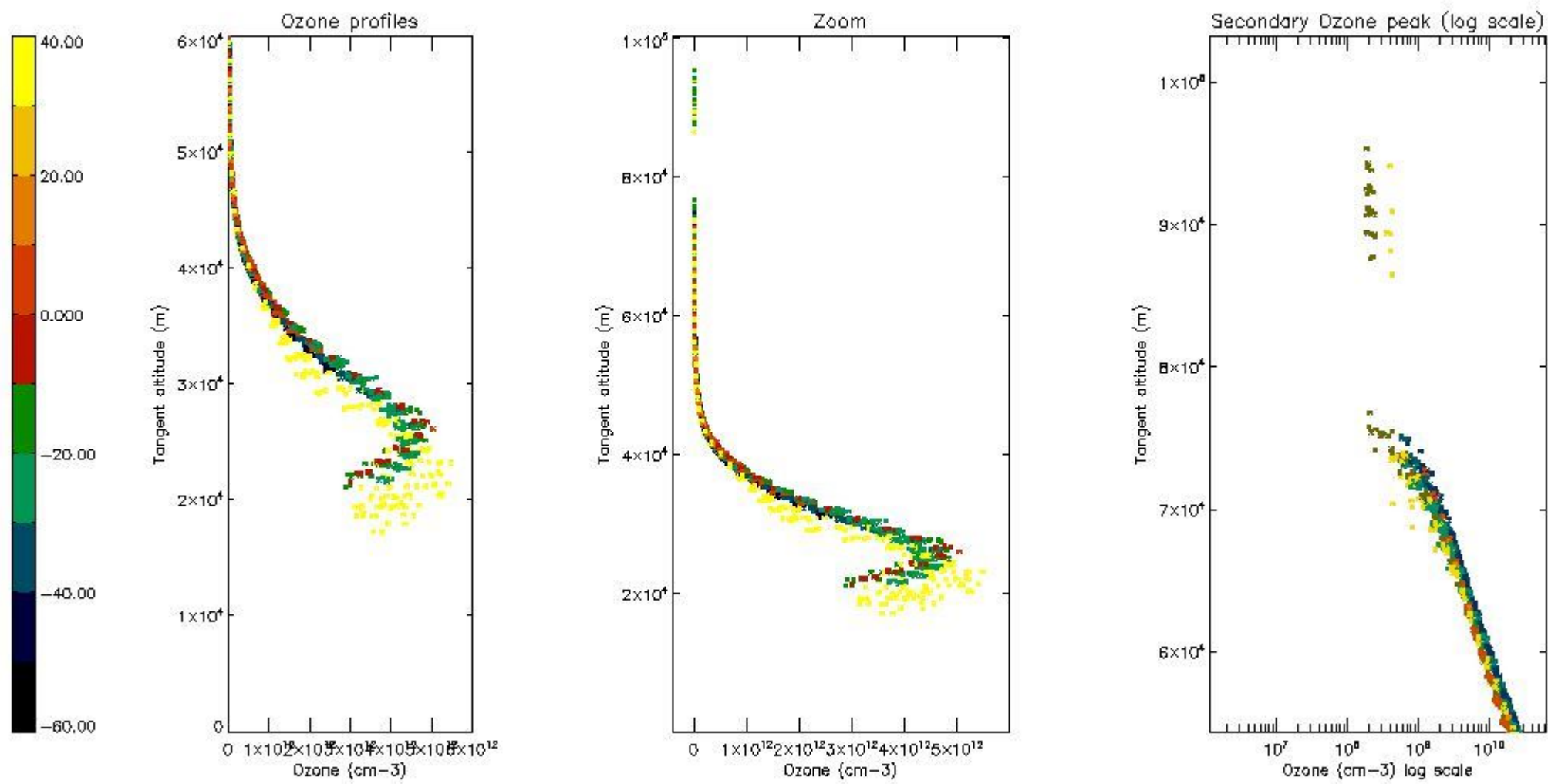




*5.5 Plot ozone profiles where STD < 5% (dark without errors)*

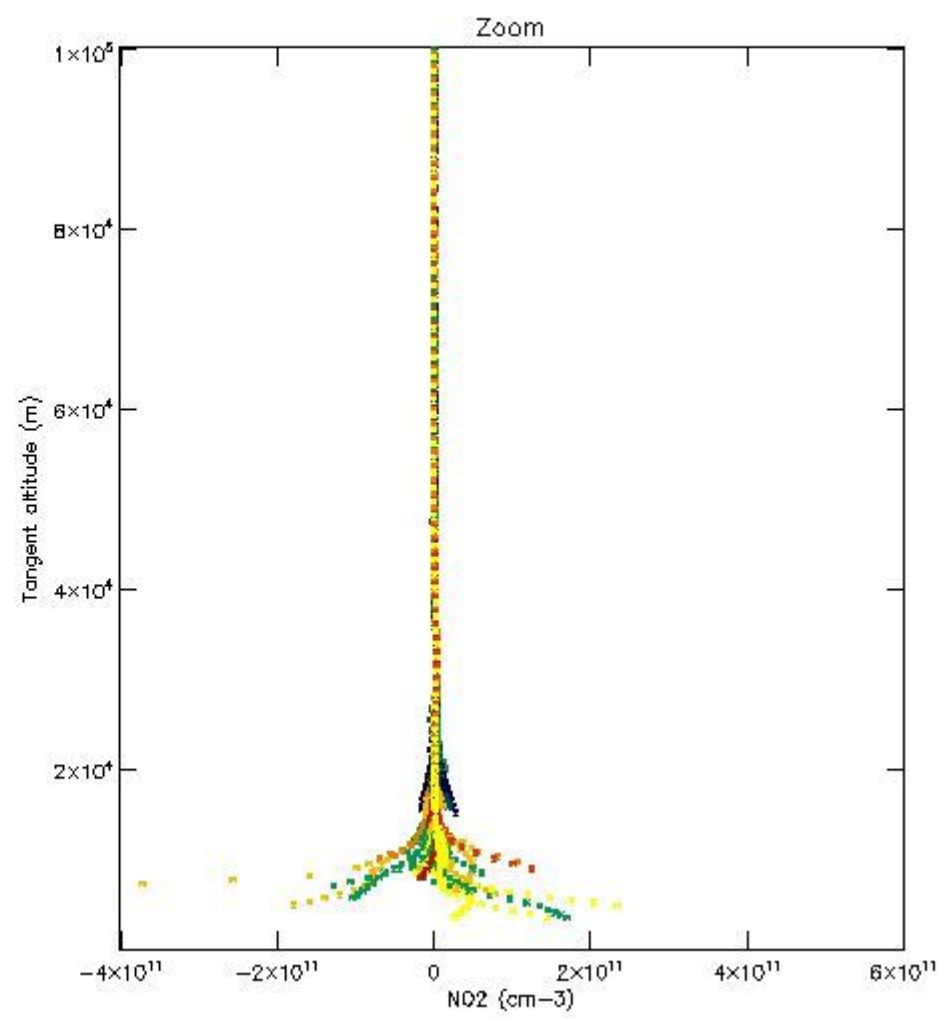
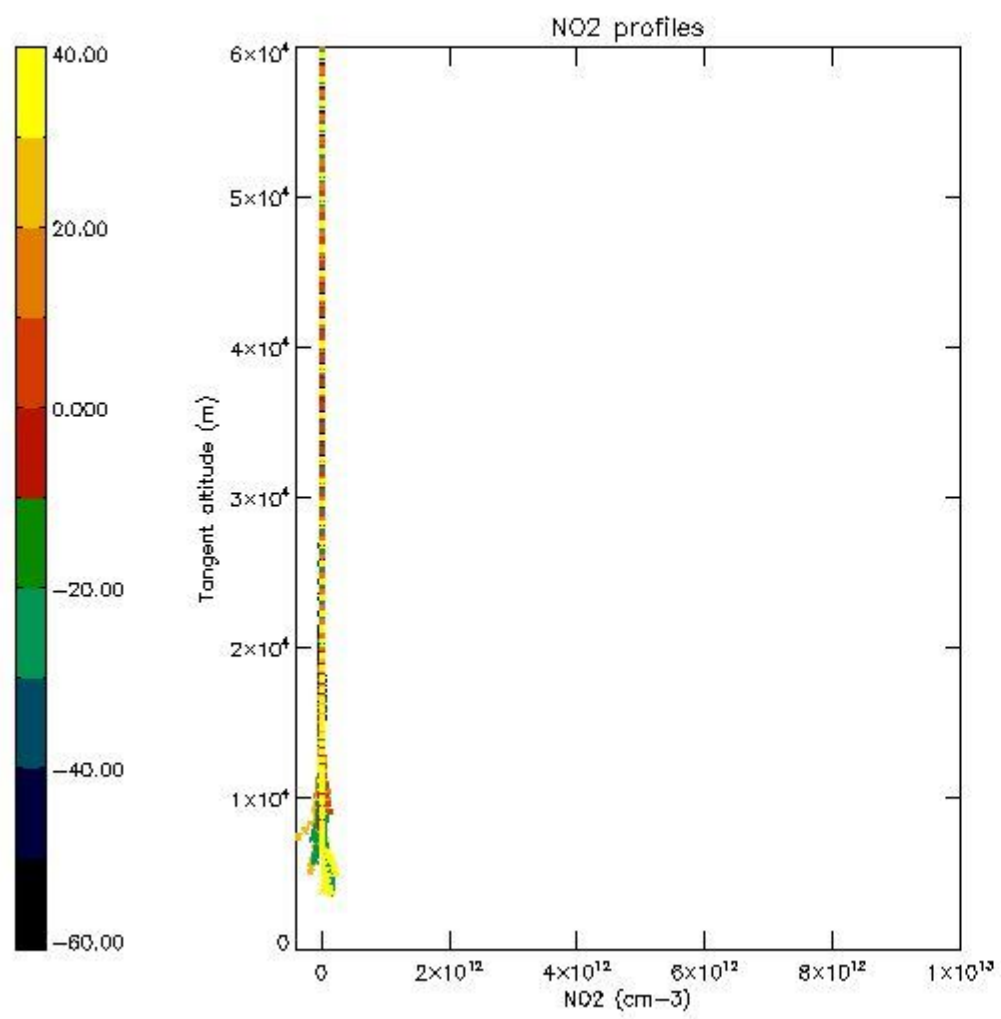
The colorbar represents the latitude.





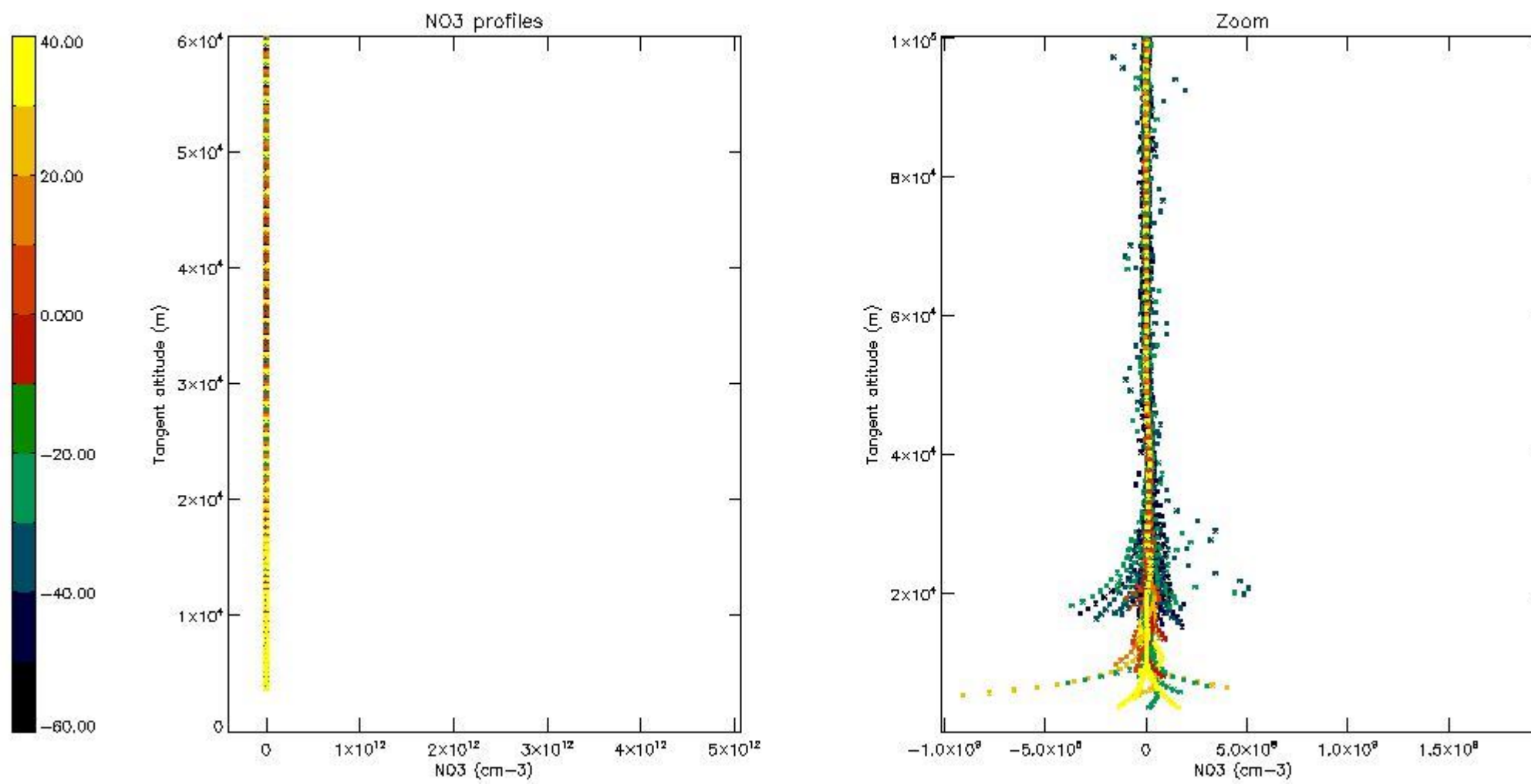
*5.6 Plot NO<sub>2</sub> profiles for all STD (dark without errors)*

The colorbar represents the latitude.



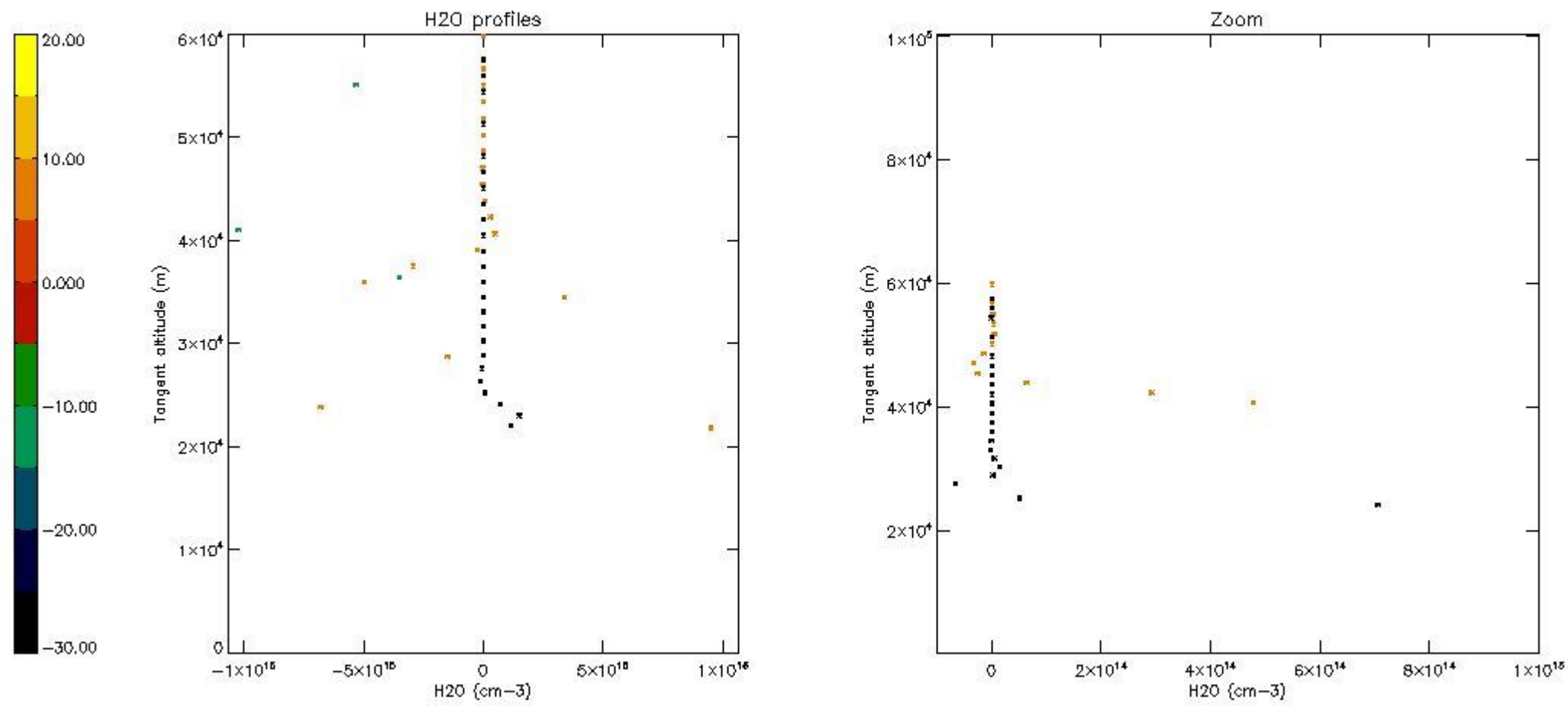
*5.7 Plot NO3 profiles for all STD (dark without errors)*

The colorbar represents the latitude.



5.8 Plot H<sub>2</sub>O profiles for all STD (only for occultations of stars 1,2,3,4,13,14,16,26,63 dark without errors)

The colorbar represents the latitude.



## 6. Auxiliary Data Files used for the production reported in section 2

The number reported in the third column indicates since which file (see list in section 2) the corresponding auxiliary file has been used. The fourth column is the date of those product files.

Type	Auxiliary Filename	Used since product	Used since product date
INST_PHYS_CHARACTERISTICS	GOM_INS_AXVIEC20091111_143220_20030716_120000_20500101_000000	1	28-DEC-2005 00:02:12
LEVEL-2_PROC_CONFIG	GOM_PR2_AXVIEC20091111_152718_20020301_000000_20500101_000000	1	28-DEC-2005 00:02:12
CROSS_SECTIONS_FILE	GOM_CRS_AXVIEC20091111_154832_20020301_000000_20500101_000000	1	28-DEC-2005 00:02:12



# GOMOS Level 2 Daily Report

## SUMMARY

### [1. General Info](#)

### [2. Summary of processed GOM\\_NL\\_2P products](#)

### [3. Level 2 Quality information per product](#)

#### [3.1 Plot of level 2 quality information per product \(time dependant\)](#)

#### [3.2 Plot of level 2 quality information per product \(world map\)](#)

### [4. Level 1 Quality information per product \(stored on level 2 products\)](#)

#### [4.1 Plot of level 1 quality information per product \(time dependant\)](#)

##### [4.1.1 Plot of level 1 quality information per product \(time dependant\): ASCENDING](#)

##### [4.1.2 Plot of level 1 quality information per product \(time dependant\): DESCENDING](#)

#### [4.2 Plot of level 1 quality information per product \(world map\)](#)

##### [4.2.1 Plot of level 1 quality information per product \(world map\): ASCENDING](#)

##### [4.2.2 Plot of level 1 quality information per product \(world map\): DESCENDING](#)

### [5. Ozone profiles based on quality statistics and other trace gas profiles](#)

#### [5.1 Ozone statistics based on quality of products](#)

#### [5.2 Plot ozone profiles for all STD \(dark without errors\)](#)

#### [5.3 Plot ozone profiles where STD < 20% \(dark without errors\)](#)

#### [5.4. Plot ozone profiles where STD < 10% \(dark without errors\)](#)

#### [5.5. Plot ozone profiles where STD < 5% \(dark without errors\)](#)

#### [5.6 Plot NO2 profiles for all STD \(dark without errors\)](#)

#### [5.7 Plot NO3 profiles for all STD \(dark without errors\)](#)

#### [5.8 Plot H2O profiles \(only for occultations of stars 1,2,3,4,13,14,16,26,63 dark without errors\) for all STD](#)

### [6. Auxiliary Data Files used for the production reported in section 2](#)

This report presents the daily analysis on parameters extracted from GOMOS level 2 data (GOM\_NL\_\_2P). It is intended to monitor some important parameters that will impact the quality of these products. A list of level 2 products (and content) that have arrived during the reporting day to the PCF is also given.

Item	Value
Time of report generation	18APR2013 13:34:04
Data source version	GOMOS/6.01
Start time of products	28-12-2005 (28DEC2005 00:00:00)
Stop time of products	29-12-2005 (29DEC2005 00:00:00)
Store outputs in DB	Yes
Nb of level 2 prods	342
Nb of prods with errors	0

## 2. Summary of processed GOM\_NL\_\_2P products.

Nr	Filename	UTC Start time	Limb	Duration	Star Id	Star Name	Star Mag	Star Temp	Nb Meas	Orbit	Prod. error
1	GOM_NL__2PRFIN20051228_000212_000000352043_00417_20010_6984.N1	28-DEC-2005 00:02:12	Twilight	35.000	27	24Gam Ori	1.6360	26000.	70	20010	No
2	GOM_NL__2PRFIN20051228_000513_000000492043_00417_20010_6985.N1	28-DEC-2005 00:05:13	Bright	49.000	13	87Alp Tau	0.86700	3800.0	98	20010	No
3	GOM_NL__2PRFIN20051228_000749_000000362043_00417_20010_6986.N1	28-DEC-2005 00:07:49	Bright	35.500	146	25Eta Tau	2.8730	15200.	71	20010	No
4	GOM_NL__2PRFIN20051228_000952_000000382043_00417_20010_6987.N1	28-DEC-2005 00:09:52	Bright	37.500	114	3lot Aur	2.6930	4600.0	75	20010	No
5	GOM_NL__2PRFIN20051228_001200_000000352043_00417_20010_6988.N1	28-DEC-2005 00:12:00	Bright	34.500	149	45Eps Per	2.8880	30000.	69	20010	No
6	GOM_NL__2PRFIN20051228_001417_000000342043_00417_20010_6989.N1	28-DEC-2005 00:14:17	Bright	34.000	175	39Del Per	3.0100	19400.	68	20010	No
7	GOM_NL__2PRFIN20051228_001619_000000362043_00417_20010_6990.N1	28-DEC-2005 00:16:19	Bright	36.000	160	23Gam Per	2.9300	4700.0	72	20010	No
8	GOM_NL__2PRFIN20051228_002542_000000342043_00417_20010_6991.N1	28-DEC-2005 00:25:42	Bright	34.000	49	1Alp UMi	1.9900	6300.0	68	20010	No
9	GOM_NL__2PRFIN20051228_003015_000000382043_00417_20010_6992.N1	28-DEC-2005 00:30:15	Bright	37.500	60	7Bet UMi	2.0810	3950.0	75	20010	No
10	GOM_NL__2PRFIN20051228_003357_000000352043_00417_20010_6993.N1	28-DEC-2005 00:33:57	Bright	35.000	119	14Eta Dra	2.7270	4700.0	70	20010	No
11	GOM_NL__2PRFIN20051228_003556_000000362043_00417_20010_6994.N1	28-DEC-2005 00:35:56	Bright	36.000	130	23Bet Dra	2.7990	5800.0	72	20010	No
12	GOM_NL__2PRFIN20051228_004211_000000342043_00417_20010_6995.N1	28-DEC-2005 00:42:11	Bright	34.000	133	40Zet Her	2.8070	6000.0	68	20010	No
13	GOM_NL__2PRFIN20051228_004414_000000362043_00417_20010_6996.N1	28-DEC-2005 00:44:14	Bright	36.000	67	5Alp CrB	2.2210	11000.	72	20010	No
14	GOM_NL__2PRFIN20051228_004953_000000352043_00417_20010_6997.N1	28-DEC-2005 00:49:53	Bright	34.500	102	24Alp Ser	2.6000	4250.0	69	20010	No
15	GOM_NL__2PRFIN20051228_005449_000000542043_00417_20010_6998.N1	28-DEC-2005 00:54:49	Bright	54.000	104	27Bet Lib	2.6140	13100.	108	20010	No
16	GOM_NL__2PRFIN20051228_005721_000000242043_00417_20010_6999.N1	28-DEC-2005 00:57:21	Twilight	24.000	122	9Alp2Lib	2.7470	9700.0	48	20010	No
17	GOM_NL__2PRFIN20051228_010538_000000372043_00417_20010_7000.N1	28-DEC-2005 01:05:38	Dark	37.000	78	Alp Lup	2.3040	28000.	74	20010	No
18	GOM_NL__2PRFIN20051228_010658_000000392043_00417_20010_7001.N1	28-DEC-2005 01:06:58	Dark	38.500	95	Zet Cen	2.5450	26000.	77	20010	No
19	GOM_NL__2PRFIN20051228_010857_000000442043_00417_20010_7002.N1	28-DEC-2005 01:08:57	Dark	43.500	4	Alp1Cen	-0.010000	5800.0	87	20010	No
20	GOM_NL__2PRFIN20051228_011236_000000432043_00418_20011_6978.N1	28-DEC-2005 01:12:36	Dark	43.000	12	Alp1Cru	0.77500	30000.	86	20011	No
21	GOM_NL__2PRFIN20051228_011801_000000372043_00418_20011_6979.N1	28-DEC-2005 01:18:01	Dark	37.000	29	Bet Car	1.6720	10200.	74	20011	No
22	GOM_NL__2PRFIN20051228_012054_000000482043_00418_20011_6980.N1	28-DEC-2005 01:20:54	Dark	47.500	41	Eps Car	1.8600	4100.0	95	20011	No
23	GOM_NL__2PRFIN20051228_012518_000000442043_00418_20011_6981.N1	28-DEC-2005 01:25:18	Dark	43.500	2	Alp Car	-0.73600	7000.0	87	20011	No
24	GOM_NL__2PRFIN20051228_013104_000000402043_00418_20011_6982.N1	28-DEC-2005 01:31:04	Straylight	39.500	108	Alp Col	2.6520	15200.	79	20011	No
25	GOM_NL__2PRFIN20051228_013544_000000422043_00418_20011_6983.N1	28-DEC-2005 01:35:44	Straylight	42.000	101	11Alp Lep	2.5820	7000.0	84	20011	No
26	GOM_NL__2PRFIN20051228_013838_000000442043_00418_20011_6984.N1	28-DEC-2005 01:38:38	Straylight	44.000	7	19Bet Ori	0.10000	14000.	88	20011	No
27	GOM_NL__2PRFIN20051228_014247_000000352043_00418_20011_6985.N1	28-DEC-2005 01:42:47	Twilight	35.000	27	24Gam Ori	1.6360	26000.	70	20011	No
28	GOM_NL__2PRFIN20051228_014548_000000522043_00418_20011_6986.N1	28-DEC-2005 01:45:48	Bright	52.000	13	87Alp Tau	0.86700	3800.0	104	20011	No
29	GOM_NL__2PRFIN20051228_014825_000000362043_00418_20011_6987.N1	28-DEC-2005 01:48:25	Bright	35.500	146	25Eta Tau	2.8730	15200.	71	20011	No
30	GOM_NL__2PRFIN20051228_015027_000000382043_00418_20011_6988.N1	28-DEC-2005 01:50:27	Bright	37.500	114	3lot Aur	2.6930	4600.0	75	20011	No
31	GOM_NL__2PRFIN20051228_015236_000000362043_00418_20011_6989.N1	28-DEC-2005 01:52:36	Bright	35.500	149	45Eps Per	2.8880	30000.	71	20011	No
32	GOM_NL__2PRFIN20051228_015453_000000342043_00418_20011_6990.N1	28-DEC-2005 01:54:53	Bright	34.000	175	39Del Per	3.0100	19400.	68	20011	No
33	GOM_NL__2PRFIN20051228_015655_000000352043_00418_20011_6991.N1	28-DEC-2005 01:56:55	Bright	35.000	160	23Gam Per	2.9300	4700.0	70	20011	No
34	GOM_NL__2PRFIN20051228_020617_000000332043_00418_20011_6992.N1	28-DEC-2005 02:06:17	Bright	33.000	49	1Alp UMi	1.9900	6300.0	66	20011	No
35	GOM_NL__2PRFIN20051228_021051_000000372043_00418_20011_6993.N1	28-DEC-2005 02:10:51	Bright	37.000	60	7Bet UMi	2.0810	3950.0	74	20011	No
36	GOM_NL__2PRFIN20051228_021433_000000362043_00418_20011_6994.N1	28-DEC-2005 02:14:33	Bright	35.500	119	14Eta Dra	2.7270	4700.0	71	20011	No
37	GOM_NL__2PRFIN20051228_021632_000000352043_00418_20011_6995.N1	28-DEC-2005 02:16:32	Bright	35.000	130	23Bet Dra	2.7990	5800.0	70	20011	No
38	GOM_NL__2PRFIN20051228_022247_000000342043_00418_20011_6996.N1	28-DEC-2005 02:22:47	Bright	34.000	133	40Zet Her	2.8070	6000.0	68	20011	No
39	GOM_NL__2PRFIN20051228_022450_000000362043_00418_20011_6997.N1	28-DEC-2005 02:24:50	Bright	36.000	67	5Alp CrB	2.2210	11000.	72	20011	No
40	GOM_NL__2PRFIN20051228_023029_000000352043_00418_20011_6998.N1	28-DEC-2005 02:30:29	Bright	34.500	102	24Alp Ser	2.6000	4250.0	69	20011	No
41	GOM_NL__2PRFIN20051228_023525_000000482043_00418_20011_6999.N1	28-DEC-2005 02:35:25	Bright	47.500	104	27Bet Lib	2.6140	13100.	95	20011	No
42	GOM_NL__2PRFIN20051228_023757_000000242043_00418_20011_7000.N1	28-DEC-2005 02:37:57	Twilight	24.000	122	9Alp2Lib	2.7470	9700.0	48	20011	No

43	GOM_NL__2PRFIN20051228_024615_000000392043_00418_20011_7001.N1	28-DEC-2005 02:46:15	Dark	39.000	78	Alp Lup	2.3040	28000.	78	20011	No
44	GOM_NL__2PRFIN20051228_024734_000000382043_00418_20011_7002.N1	28-DEC-2005 02:47:34	Dark	37.500	95	Zet Cen	2.5450	26000.	75	20011	No
45	GOM_NL__2PRFIN20051228_024933_000000462043_00418_20011_7003.N1	28-DEC-2005 02:49:33	Dark	46.000	4	Alp1Cen	-0.010000	5800.0	92	20011	No
46	GOM_NL__2PRFIN20051228_025312_000000392043_00419_20012_6979.N1	28-DEC-2005 02:53:12	Dark	38.500	12	Alp1Cru	0.77500	30000.	77	20012	No
47	GOM_NL__2PRFIN20051228_025837_000000432043_00419_20012_6980.N1	28-DEC-2005 02:58:37	Dark	42.500	29	Bet Car	1.6720	10200.	85	20012	No
48	GOM_NL__2PRFIN20051228_030131_000000422043_00419_20012_6981.N1	28-DEC-2005 03:01:31	Dark	42.000	41	Eps Car	1.8600	4100.0	84	20012	No
49	GOM_NL__2PRFIN20051228_030554_000000532043_00419_20012_6982.N1	28-DEC-2005 03:05:54	Dark	53.000	2	Alp Car	-0.73600	7000.0	106	20012	No
50	GOM_NL__2PRFIN20051228_031140_000000402043_00419_20012_6983.N1	28-DEC-2005 03:11:40	Straylight	39.500	108	Alp Col	2.6520	15200.	79	20012	No
51	GOM_NL__2PRFIN20051228_031620_000000422043_00419_20012_6984.N1	28-DEC-2005 03:16:20	Straylight	42.000	101	11Alp Lep	2.5820	7000.0	84	20012	No
52	GOM_NL__2PRFIN20051228_031914_000000452043_00419_20012_6985.N1	28-DEC-2005 03:19:14	Straylight	44.500	7	19Bet Ori	0.10000	14000.	89	20012	No
53	GOM_NL__2PRFIN20051228_032126_000000122043_00419_20012_6986.N1	28-DEC-2005 03:21:26	Straylight	12.000	72	34Del Ori	2.2500	30000.	24	20012	No
54	GOM_NL__2PRFIN20051228_032323_000000442043_00419_20012_6987.N1	28-DEC-2005 03:23:23	Tw_i_and_stray	43.500	27	24Gam Ori	1.6360	26000.	87	20012	No
55	GOM_NL__2PRFIN20051228_032624_000000502043_00419_20012_6988.N1	28-DEC-2005 03:26:24	Bright	49.500	13	87Alp Tau	0.86700	3800.0	99	20012	No
56	GOM_NL__2PRFIN20051228_032901_000000352043_00419_20012_6989.N1	28-DEC-2005 03:29:01	Bright	35.000	146	25Eta Tau	2.8730	15200.	70	20012	No
57	GOM_NL__2PRFIN20051228_033103_000000372043_00419_20012_6990.N1	28-DEC-2005 03:31:03	Bright	37.000	114	3lot Aur	2.6930	4600.0	74	20012	No
58	GOM_NL__2PRFIN20051228_033312_000000352043_00419_20012_6991.N1	28-DEC-2005 03:33:12	Bright	35.000	149	45Eps Per	2.8880	30000.	70	20012	No
59	GOM_NL__2PRFIN20051228_033529_000000352043_00419_20012_6992.N1	28-DEC-2005 03:35:29	Bright	34.500	175	39Del Per	3.0100	19400.	69	20012	No
60	GOM_NL__2PRFIN20051228_033732_000000362043_00419_20012_6993.N1	28-DEC-2005 03:37:32	Bright	35.500	160	23Gam Per	2.9300	4700.0	71	20012	No
61	GOM_NL__2PRFIN20051228_034653_000000332043_00419_20012_6994.N1	28-DEC-2005 03:46:53	Bright	32.500	49	1Alp UMi	1.9900	6300.0	65	20012	No
62	GOM_NL__2PRFIN20051228_035126_000000402043_00419_20012_6995.N1	28-DEC-2005 03:51:26	Bright	40.000	60	7Bet UMi	2.0810	3950.0	80	20012	No
63	GOM_NL__2PRFIN20051228_035509_000000372043_00419_20012_6996.N1	28-DEC-2005 03:55:09	Bright	37.000	119	14Eta Dra	2.7270	4700.0	74	20012	No
64	GOM_NL__2PRFIN20051228_035708_000000512043_00419_20012_6997.N1	28-DEC-2005 03:57:08	Bright	51.000	130	23Bet Dra	2.7990	5800.0	102	20012	No
65	GOM_NL__2PRFIN20051228_040323_000000352043_00419_20012_6998.N1	28-DEC-2005 04:03:23	Bright	34.500	133	40Zet Her	2.8070	6000.0	69	20012	No
66	GOM_NL__2PRFIN20051228_040526_000000542043_00419_20012_6999.N1	28-DEC-2005 04:05:26	Bright	54.000	67	5Alp CrB	2.2210	11000.	108	20012	No
67	GOM_NL__2PRFIN20051228_041106_000000352043_00419_20012_7000.N1	28-DEC-2005 04:11:06	Bright	35.000	102	24Alp Ser	2.6000	4250.0	70	20012	No
68	GOM_NL__2PRFIN20051228_041602_000000542043_00419_20012_7001.N1	28-DEC-2005 04:16:02	Bright	54.000	104	27Bet Lib	2.6140	13100.	108	20012	No
69	GOM_NL__2PRFIN20051228_041834_000000072043_00419_20012_7002.N1	28-DEC-2005 04:18:34	Straylight	7.0000	122	9Alp2Lib	2.7470	9700.0	14	20012	No
70	GOM_NL__2PRFIN20051228_042524_000000402043_00419_20012_7003.N1	28-DEC-2005 04:25:24	Dark	39.500	109	Bet Lup	2.6770	26000.	79	20012	No
71	GOM_NL__2PRFIN20051228_042651_000000392043_00419_20012_7004.N1	28-DEC-2005 04:26:51	Dark	39.000	78	Alp Lup	2.3040	28000.	78	20012	No
72	GOM_NL__2PRFIN20051228_042811_000000382043_00419_20012_7005.N1	28-DEC-2005 04:28:11	Dark	38.000	95	Zet Cen	2.5450	26000.	76	20012	No
73	GOM_NL__2PRFIN20051228_043010_000000522043_00419_20012_7006.N1	28-DEC-2005 04:30:10	Dark	51.500	4	Alp1Cen	-0.010000	5800.0	103	20012	No
74	GOM_NL__2PRFIN20051228_043349_000000402043_00420_20013_6980.N1	28-DEC-2005 04:33:49	Dark	39.500	12	Alp1Cru	0.77500	30000.	79	20013	No
75	GOM_NL__2PRFIN20051228_043914_000000442043_00420_20013_6981.N1	28-DEC-2005 04:39:14	Dark	43.500	29	Bet Car	1.6720	10200.	87	20013	No
76	GOM_NL__2PRFIN20051228_044207_000000422043_00420_20013_6982.N1	28-DEC-2005 04:42:07	Dark	42.000	41	Eps Car	1.8600	4100.0	84	20013	No
77	GOM_NL__2PRFIN20051228_044630_000000432043_00420_20013_6983.N1	28-DEC-2005 04:46:30	Dark	42.500	2	Alp Car	-0.73600	7000.0	85	20013	No
78	GOM_NL__2PRFIN20051228_045216_000000392043_00420_20013_6984.N1	28-DEC-2005 04:52:16	Straylight	39.000	108	Alp Col	2.6520	15200.	78	20013	No
79	GOM_NL__2PRFIN20051228_045656_000000422043_00420_20013_6985.N1	28-DEC-2005 04:56:56	Straylight	42.000	101	11Alp Lep	2.5820	7000.0	84	20013	No
80	GOM_NL__2PRFIN20051228_045950_000000442043_00420_20013_6986.N1	28-DEC-2005 04:59:50	Straylight	44.000	7	19Bet Ori	0.10000	14000.	88	20013	No
81	GOM_NL__2PRFIN20051228_050202_000000122043_00420_20013_6987.N1	28-DEC-2005 05:02:02	Straylight	12.000	72	34Del Ori	2.2500	30000.	24	20013	No
82	GOM_NL__2PRFIN20051228_050359_000000442043_00420_20013_6988.N1	28-DEC-2005 05:03:59	Tw_i_and_stray	44.000	27	24Gam Ori	1.6360	26000.	88	20013	No
83	GOM_NL__2PRFIN20051228_050700_000000472043_00420_20013_6989.N1	28-DEC-2005 05:07:00	Bright	47.000	13	87Alp Tau	0.86700	3800.0	94	20013	No
84	GOM_NL__2PRFIN20051228_050937_000000362043_00420_20013_6990.N1	28-DEC-2005 05:09:37	Bright	36.000	146	25Eta Tau	2.8730	15200.	72	20013	No
85	GOM_NL__2PRFIN20051228_051139_000000392043_00420_20013_6991.N1	28-DEC-2005 05:11:39	Bright	38.500	114	3lot Aur	2.6930	4600.0	77	20013	No
86	GOM_NL__2PRFIN20051228_051348_000000352043_00420_20013_6992.N1	28-DEC-2005 05:13:48	Bright	34.500	149	45Eps Per	2.8880	30000.	69	20013	No
87	GOM_NL__2PRFIN20051228_051605_000000352043_00420_20013_6993.N1	28-DEC-2005 05:16:05	Bright	34.500	175	39Del Per	3.0100	19400.	69	20013	No
88	GOM_NL__2PRFIN20051228_051808_000000362043_00420_20013_6994.N1	28-DEC-2005 05:18:08	Bright	35.500	160	23Gam Per	2.9300	4700.0	71	20013	No
89	GOM_NL__2PRFIN20051228_052729_000000362043_00420_20013_6995.N1	28-DEC-2005 05:27:29	Bright	36.000	49	1Alp UMi	1.9900	6300.0	72	20013	No
90	GOM_NL__2PRFIN20051228_053202_000000392043_00420_20013_6996.N1	28-DEC-2005 05:32:02	Bright	38.500	60	7Bet UMi	2.0810	3950.0	77	20013	No
91	GOM_NL__2PRFIN20051228_053545_000000362043_00420_20013_6997.N1	28-DEC-2005 05:35:45	Bright	36.000	119	14Eta Dra	2.7270	4700.0	72	20013	No
92	GOM_NL__2PRFIN20051228_053745_000000352043_00420_20013_6998.N1	28-DEC-2005 05:37:45	Bright	35.000	130	23Bet Dra	2.7990	5800.0	70	20013	No
93	GOM_NL__2PRFIN20051228_054359_000000352043_00420_20013_6999.N1	28-DEC-2005 05:43:59	Bright	34.500	133	40Zet Her	2.8070	6000.0	69	20013	No
94	GOM_NL__2PRFIN20051228_054603_000000362043_00420_20013_7000.N1	28-DEC-2005 05:46:03	Bright	36.000	67	5Alp CrB	2.2210	11000.	72	20013	No
95	GOM_NL__2PRFIN20051228_055142_000000352043_00420_20013_7001.N1	28-DEC-2005 05:51:42	Bright	35.000	102	24Alp Ser	2.6000	4250.0	70	20013	No
96	GOM_NL__2PRFIN20051228_055638_000000482043_00420_20013_7002.N1	28-DEC-2005 05:56:38	Bright	47.500	104	27Bet Lib	2.6140	13100.	95	20013	No
97	GOM_NL__2PRFIN20051228_055910_000000072043_00420_20013_7003.N1	28-DEC-2005 05:59:10	Straylight	7.0000	122	9Alp2Lib	2.7470	9700.0	14	20013	No
98	GOM_NL__2PRFIN20051228_060600_000000402043_00420_20013_7004.N1	28-DEC-2005 06:06:00	Dark	40.000	109	Bet Lup	2.6770	26000.	80	20013	No
99	GOM_NL__2PRFIN20051228_060727_000000402043_00420_20013_7005.N1	28-DEC-2005 06:07:27	Dark	40.000	78	Alp Lup	2.3040	28000.	80	20013	No
100	GOM_NL__2PRFIN20051228_060847_000000402043_00420_20013_7006.N1	28-DEC-2005 06:08:47	Dark	39.500	95	Zet Cen	2.5450	26000.	79	20013	No
101	GOM_NL__2PRFIN20051228_061046_000000432043_00420_20013_7007.N1	28-DEC-2005 06:10:46	Dark	43.000	4	Alp1Cen	-0.010000	5800.0	86	20013	No

102	GOM_NL__2PRFIN20051228_061425_000000392043_00421_20014_6980.N1	28-DEC-2005 06:14:25	Dark	39.000	12	Alp1Cru	0.77500	30000.	78	20014	No
103	GOM_NL__2PRFIN20051228_061950_000000382043_00421_20014_6981.N1	28-DEC-2005 06:19:50	Dark	37.500	29	Bet Car	1.6720	10200.	75	20014	No
104	GOM_NL__2PRFIN20051228_062244_000000442043_00421_20014_6982.N1	28-DEC-2005 06:22:44	Dark	44.000	41	Eps Car	1.8600	4100.0	88	20014	No
105	GOM_NL__2PRFIN20051228_062707_000000442043_00421_20014_6983.N1	28-DEC-2005 06:27:07	Dark	43.500	2	Alp Car	-0.73600	7000.0	87	20014	No
106	GOM_NL__2PRFIN20051228_063252_000000382043_00421_20014_6984.N1	28-DEC-2005 06:32:52	Straylight	37.500	108	Alp Col	2.6520	15200.	75	20014	No
107	GOM_NL__2PRFIN20051228_063733_000000392043_00421_20014_6985.N1	28-DEC-2005 06:37:33	Straylight	39.000	101	11Alp Lep	2.5820	7000.0	78	20014	No
108	GOM_NL__2PRFIN20051228_064026_000000452043_00421_20014_6986.N1	28-DEC-2005 06:40:26	Straylight	45.000	7	19Bet Ori	0.10000	14000.	90	20014	No
109	GOM_NL__2PRFIN20051228_064238_000000242043_00421_20014_6987.N1	28-DEC-2005 06:42:38	Straylight	24.000	72	34Del Ori	2.2500	30000.	48	20014	No
110	GOM_NL__2PRFIN20051228_064435_000000442043_00421_20014_6988.N1	28-DEC-2005 06:44:35	Tw_i_and_stray	44.000	27	24Gam Ori	1.6360	26000.	88	20014	No
111	GOM_NL__2PRFIN20051228_064737_000000502043_00421_20014_6989.N1	28-DEC-2005 06:47:37	Bright	50.000	13	87Alp Tau	0.86700	3800.0	100	20014	No
112	GOM_NL__2PRFIN20051228_065013_000000372043_00421_20014_6990.N1	28-DEC-2005 06:50:13	Bright	36.500	146	25Eta Tau	2.8730	15200.	73	20014	No
113	GOM_NL__2PRFIN20051228_065215_000000382043_00421_20014_6991.N1	28-DEC-2005 06:52:15	Bright	37.500	114	3Iot Aur	2.6930	4600.0	75	20014	No
114	GOM_NL__2PRFIN20051228_065425_000000352043_00421_20014_6992.N1	28-DEC-2005 06:54:25	Bright	34.500	149	45Eps Per	2.8880	30000.	69	20014	No
115	GOM_NL__2PRFIN20051228_065641_000000352043_00421_20014_6993.N1	28-DEC-2005 06:56:41	Bright	34.500	175	39Del Per	3.0100	19400.	69	20014	No
116	GOM_NL__2PRFIN20051228_065844_000000352043_00421_20014_6994.N1	28-DEC-2005 06:58:44	Bright	35.000	160	23Gam Per	2.9300	4700.0	70	20014	No
117	GOM_NL__2PRFIN20051228_070805_000000362043_00421_20014_6995.N1	28-DEC-2005 07:08:05	Bright	35.500	49	1Alp UMi	1.9900	6300.0	71	20014	No
118	GOM_NL__2PRFIN20051228_071238_000000382043_00421_20014_6996.N1	28-DEC-2005 07:12:38	Bright	37.500	60	7Bet UMi	2.0810	3950.0	75	20014	No
119	GOM_NL__2PRFIN20051228_071621_000000342043_00421_20014_6997.N1	28-DEC-2005 07:16:21	Bright	34.000	119	14Eta Dra	2.7270	4700.0	68	20014	No
120	GOM_NL__2PRFIN20051228_071821_000000522043_00421_20014_6998.N1	28-DEC-2005 07:18:21	Bright	52.000	130	23Bet Dra	2.7990	5800.0	104	20014	No
121	GOM_NL__2PRFIN20051228_072436_000000352043_00421_20014_6999.N1	28-DEC-2005 07:24:36	Bright	34.500	133	40Zet Her	2.8070	6000.0	69	20014	No
122	GOM_NL__2PRFIN20051228_072639_000000362043_00421_20014_7000.N1	28-DEC-2005 07:26:39	Bright	35.500	67	5Alp CrB	2.2210	11000.	71	20014	No
123	GOM_NL__2PRFIN20051228_073218_000000352043_00421_20014_7001.N1	28-DEC-2005 07:32:18	Bright	35.000	102	24Alp Ser	2.6000	4250.0	70	20014	No
124	GOM_NL__2PRFIN20051228_073714_000000382043_00421_20014_7002.N1	28-DEC-2005 07:37:14	Bright	38.000	104	27Bet Lib	2.6140	13100.	76	20014	No
125	GOM_NL__2PRFIN20051228_074525_000000392043_00421_20014_7003.N1	28-DEC-2005 07:45:25	Twilight	38.500	131	Gam Lup	2.8000	26000.	77	20014	No
126	GOM_NL__2PRFIN20051228_074637_000000392043_00421_20014_7004.N1	28-DEC-2005 07:46:37	Dark	38.500	109	Bet Lup	2.6770	26000.	77	20014	No
127	GOM_NL__2PRFIN20051228_074804_000000402043_00421_20014_7005.N1	28-DEC-2005 07:48:04	Dark	39.500	78	Alp Lup	2.3040	28000.	79	20014	No
128	GOM_NL__2PRFIN20051228_074924_000000402043_00421_20014_7006.N1	28-DEC-2005 07:49:24	Dark	40.000	95	Zet Cen	2.5450	26000.	80	20014	No
129	GOM_NL__2PRFIN20051228_075122_000000442043_00421_20014_7007.N1	28-DEC-2005 07:51:22	Dark	44.000	4	Alp1Cen	-0.010000	5800.0	88	20014	No
130	GOM_NL__2PRFIN20051228_075501_000000412043_00422_20015_6980.N1	28-DEC-2005 07:55:01	Dark	40.500	12	Alp1Cru	0.77500	30000.	81	20015	No
131	GOM_NL__2PRFIN20051228_080026_000000432043_00422_20015_6981.N1	28-DEC-2005 08:00:26	Dark	42.500	29	Bet Car	1.6720	10200.	85	20015	No
132	GOM_NL__2PRFIN20051228_080320_000000482043_00422_20015_6982.N1	28-DEC-2005 08:03:20	Dark	48.000	41	Eps Car	1.8600	4100.0	96	20015	No
133	GOM_NL__2PRFIN20051228_080743_000000452043_00422_20015_6983.N1	28-DEC-2005 08:07:43	Dark	45.000	2	Alp Car	-0.73600	7000.0	90	20015	No
134	GOM_NL__2PRFIN20051228_081328_000000382043_00422_20015_6984.N1	28-DEC-2005 08:13:28	Straylight	38.000	108	Alp Col	2.6520	15200.	76	20015	No
135	GOM_NL__2PRFIN20051228_081809_000000422043_00422_20015_6985.N1	28-DEC-2005 08:18:09	Straylight	41.500	101	11Alp Lep	2.5820	7000.0	83	20015	No
136	GOM_NL__2PRFIN20051228_082102_000000512043_00422_20015_6986.N1	28-DEC-2005 08:21:02	Straylight	50.500	7	19Bet Ori	0.10000	14000.	101	20015	No
137	GOM_NL__2PRFIN20051228_082314_000000242043_00422_20015_6987.N1	28-DEC-2005 08:23:14	Straylight	24.000	72	34Del Ori	2.2500	30000.	48	20015	No
138	GOM_NL__2PRFIN20051228_082511_000000432043_00422_20015_6988.N1	28-DEC-2005 08:25:11	Tw_i_and_stray	42.500	27	24Gam Ori	1.6360	26000.	85	20015	No
139	GOM_NL__2PRFIN20051228_082813_000000442043_00422_20015_6989.N1	28-DEC-2005 08:28:13	Bright	43.500	13	87Alp Tau	0.86700	3800.0	87	20015	No
140	GOM_NL__2PRFIN20051228_083050_000000362043_00422_20015_6990.N1	28-DEC-2005 08:30:50	Bright	35.500	146	25Eta Tau	2.8730	15200.	71	20015	No
141	GOM_NL__2PRFIN20051228_083251_000000382043_00422_20015_6991.N1	28-DEC-2005 08:32:51	Bright	38.000	114	3Iot Aur	2.6930	4600.0	76	20015	No
142	GOM_NL__2PRFIN20051228_083501_000000352043_00422_20015_6992.N1	28-DEC-2005 08:35:01	Bright	34.500	149	45Eps Per	2.8880	30000.	69	20015	No
143	GOM_NL__2PRFIN20051228_083717_000000342043_00422_20015_6993.N1	28-DEC-2005 08:37:17	Bright	34.000	175	39Del Per	3.0100	19400.	68	20015	No
144	GOM_NL__2PRFIN20051228_083920_000000362043_00422_20015_6994.N1	28-DEC-2005 08:39:20	Bright	36.000	160	23Gam Per	2.9300	4700.0	72	20015	No
145	GOM_NL__2PRFIN20051228_084841_000000342043_00422_20015_6995.N1	28-DEC-2005 08:48:41	Bright	34.000	49	1Alp UMi	1.9900	6300.0	68	20015	No
146	GOM_NL__2PRFIN20051228_085314_000000352043_00422_20015_6996.N1	28-DEC-2005 08:53:14	Bright	34.500	60	7Bet UMi	2.0810	3950.0	69	20015	No
147	GOM_NL__2PRFIN20051228_085657_000000522043_00422_20015_6997.N1	28-DEC-2005 08:56:57	Bright	52.000	119	14Eta Dra	2.7270	4700.0	104	20015	No
148	GOM_NL__2PRFIN20051228_085857_000000362043_00422_20015_6998.N1	28-DEC-2005 08:58:57	Bright	35.500	130	23Bet Dra	2.7990	5800.0	71	20015	No
149	GOM_NL__2PRFIN20051228_090512_000000342043_00422_20015_6999.N1	28-DEC-2005 09:05:12	Bright	33.500	133	40Zet Her	2.8070	6000.0	67	20015	No
150	GOM_NL__2PRFIN20051228_090715_000000362043_00422_20015_7000.N1	28-DEC-2005 09:07:15	Bright	36.000	67	5Alp CrB	2.2210	11000.	72	20015	No
151	GOM_NL__2PRFIN20051228_091254_000000342043_00422_20015_7001.N1	28-DEC-2005 09:12:54	Bright	34.000	102	24Alp Ser	2.6000	4250.0	68	20015	No
152	GOM_NL__2PRFIN20051228_091751_000000542043_00422_20015_7002.N1	28-DEC-2005 09:17:51	Bright	54.000	104	27Bet Lib	2.6140	13100.	108	20015	No
153	GOM_NL__2PRFIN20051228_092601_000000382043_00422_20015_7003.N1	28-DEC-2005 09:26:01	Twilight	38.000	131	Gam Lup	2.8000	26000.	76	20015	No
154	GOM_NL__2PRFIN20051228_092713_000000402043_00422_20015_7004.N1	28-DEC-2005 09:27:13	Dark	39.500	109	Bet Lup	2.6770	26000.	79	20015	No
155	GOM_NL__2PRFIN20051228_092840_000000392043_00422_20015_7005.N1	28-DEC-2005 09:28:40	Dark	38.500	78	Alp Lup	2.3040	28000.	77	20015	No
156	GOM_NL__2PRFIN20051228_093000_000000392043_00422_20015_7006.N1	28-DEC-2005 09:30:00	Dark	39.000	95	Zet Cen	2.5450	26000.	78	20015	No
157	GOM_NL__2PRFIN20051228_093158_000000412043_00422_20015_7007.N1	28-DEC-2005 09:31:58	Dark	40.500	4	Alp1Cen	-0.010000	5800.0	81	20015	No
158	GOM_NL__2PRFIN20051228_093538_000000402043_00423_20016_7000.N1	28-DEC-2005 09:35:38	Dark	39.500	12	Alp1Cru	0.77500	30000.	79	20016	No
159	GOM_NL__2PRFIN20051228_094103_000000392043_00423_20016_7001.N1	28-DEC-2005 09:41:03	Dark	39.000	29	Bet Car	1.6720	10200.	78	20016	No
160	GOM_NL__2PRFIN20051228_094356_000000532043_00423_20016_7002.N1	28-DEC-2005 09:43:56	Dark	52.500	41	Eps Car	1.8600	4100.0	105	20016	No



161	GOM_NL__2PRFIN20051228_094819_000000382043_00423_20016_7003.N1	28-DEC-2005 09:48:19	Dark	38.000	2	Alp Car	-0.73600	7000.0	76	20016	No
162	GOM_NL__2PRFIN20051228_095404_000000392043_00423_20016_7004.N1	28-DEC-2005 09:54:04	Straylight	39.000	108	Alp Col	2.6520	15200.	78	20016	No
163	GOM_NL__2PRFIN20051228_095845_000000402043_00423_20016_7005.N1	28-DEC-2005 09:58:45	Straylight	39.500	101	11Alp Lep	2.5820	7000.0	79	20016	No
164	GOM_NL__2PRFIN20051228_100138_000000482043_00423_20016_7006.N1	28-DEC-2005 10:01:38	Straylight	47.500	7	19Bet Ori	0.10000	14000.	95	20016	No
165	GOM_NL__2PRFIN20051228_100350_000000362043_00423_20016_7007.N1	28-DEC-2005 10:03:50	Straylight	36.000	72	34Del Ori	2.2500	30000.	72	20016	No
166	GOM_NL__2PRFIN20051228_100547_000000392043_00423_20016_7008.N1	28-DEC-2005 10:05:47	Tw_i_and_stray	39.000	27	24Gam Ori	1.6360	26000.	78	20016	No
167	GOM_NL__2PRFIN20051228_100849_000000452043_00423_20016_7009.N1	28-DEC-2005 10:08:49	Bright	44.500	13	87Alp Tau	0.86700	3800.0	89	20016	No
168	GOM_NL__2PRFIN20051228_101126_000000362043_00423_20016_7010.N1	28-DEC-2005 10:11:26	Bright	35.500	146	25Eta Tau	2.8730	15200.	71	20016	No
169	GOM_NL__2PRFIN20051228_101327_000000382043_00423_20016_7011.N1	28-DEC-2005 10:13:27	Bright	37.500	114	3lot Aur	2.6930	4600.0	75	20016	No
170	GOM_NL__2PRFIN20051228_101537_000000342043_00423_20016_7012.N1	28-DEC-2005 10:15:37	Bright	34.000	149	45Eps Per	2.8880	30000.	68	20016	No
171	GOM_NL__2PRFIN20051228_101753_000000352043_00423_20016_7013.N1	28-DEC-2005 10:17:53	Bright	34.500	175	39Del Per	3.0100	19400.	69	20016	No
172	GOM_NL__2PRFIN20051228_101956_000000362043_00423_20016_7014.N1	28-DEC-2005 10:19:56	Bright	35.500	160	23Gam Per	2.9300	4700.0	71	20016	No
173	GOM_NL__2PRFIN20051228_102917_000000362043_00423_20016_7015.N1	28-DEC-2005 10:29:17	Bright	36.000	49	1Alp UMi	1.9900	6300.0	72	20016	No
174	GOM_NL__2PRFIN20051228_103350_000000372043_00423_20016_7016.N1	28-DEC-2005 10:33:50	Bright	37.000	60	7Bet UMi	2.0810	3950.0	74	20016	No
175	GOM_NL__2PRFIN20051228_103733_000000372043_00423_20016_7017.N1	28-DEC-2005 10:37:33	Bright	36.500	119	14Eta Dra	2.7270	4700.0	73	20016	No
176	GOM_NL__2PRFIN20051228_103933_000000372043_00423_20016_7018.N1	28-DEC-2005 10:39:33	Bright	36.500	130	23Bet Dra	2.7990	5800.0	73	20016	No
177	GOM_NL__2PRFIN20051228_104548_000000352043_00423_20016_7019.N1	28-DEC-2005 10:45:48	Bright	34.500	133	40Zet Her	2.8070	6000.0	69	20016	No
178	GOM_NL__2PRFIN20051228_104751_000000362043_00423_20016_7020.N1	28-DEC-2005 10:47:51	Bright	35.500	67	5Alp CrB	2.2210	11000.	71	20016	No
179	GOM_NL__2PRFIN20051228_105330_000000352043_00423_20016_7021.N1	28-DEC-2005 10:53:30	Bright	34.500	102	24Alp Ser	2.6000	4250.0	69	20016	No
180	GOM_NL__2PRFIN20051228_105827_000000542043_00423_20016_7022.N1	28-DEC-2005 10:58:27	Bright	54.000	104	27Bet Lib	2.6140	13100.	108	20016	No
181	GOM_NL__2PRFIN20051228_110637_000000372043_00423_20016_7023.N1	28-DEC-2005 11:06:37	Twilight	37.000	131	Gam Lup	2.8000	26000.	74	20016	No
182	GOM_NL__2PRFIN20051228_110749_000000382043_00423_20016_7024.N1	28-DEC-2005 11:07:49	Dark	38.000	109	Bet Lup	2.6770	26000.	76	20016	No
183	GOM_NL__2PRFIN20051228_110916_000000392043_00423_20016_7025.N1	28-DEC-2005 11:09:16	Dark	38.500	78	Alp Lup	2.3040	28000.	77	20016	No
184	GOM_NL__2PRFIN20051228_111037_000000402043_00423_20016_7026.N1	28-DEC-2005 11:10:37	Dark	40.000	95	Zet Cen	2.5450	26000.	80	20016	No
185	GOM_NL__2PRFIN20051228_111234_000000492043_00423_20016_7027.N1	28-DEC-2005 11:12:34	Dark	48.500	4	Alp1Cen	-0.010000	5800.0	97	20016	No
186	GOM_NL__2PRFIN20051228_111614_000000412043_00424_20017_7000.N1	28-DEC-2005 11:16:14	Dark	41.000	12	Alp1Cru	0.77500	30000.	82	20017	No
187	GOM_NL__2PRFIN20051228_112139_000000392043_00424_20017_7001.N1	28-DEC-2005 11:21:39	Dark	39.000	29	Bet Car	1.6720	10200.	78	20017	No
188	GOM_NL__2PRFIN20051228_112433_000000512043_00424_20017_7002.N1	28-DEC-2005 11:24:33	Dark	51.000	41	Eps Car	1.8600	4100.0	102	20017	No
189	GOM_NL__2PRFIN20051228_112855_000000522043_00424_20017_7003.N1	28-DEC-2005 11:28:55	Dark	52.000	2	Alp Car	-0.73600	7000.0	104	20017	No
190	GOM_NL__2PRFIN20051228_113440_000000402043_00424_20017_7004.N1	28-DEC-2005 11:34:40	Straylight	40.000	108	Alp Col	2.6520	15200.	80	20017	No
191	GOM_NL__2PRFIN20051228_113921_000000422043_00424_20017_7005.N1	28-DEC-2005 11:39:21	Straylight	41.500	101	11Alp Lep	2.5820	7000.0	83	20017	No
192	GOM_NL__2PRFIN20051228_114214_000000522043_00424_20017_7006.N1	28-DEC-2005 11:42:14	Straylight	52.000	7	19Bet Ori	0.10000	14000.	104	20017	No
193	GOM_NL__2PRFIN20051228_114426_000000362043_00424_20017_7007.N1	28-DEC-2005 11:44:26	Straylight	36.000	72	34Del Ori	2.2500	30000.	72	20017	No
194	GOM_NL__2PRFIN20051228_114623_000000422043_00424_20017_7008.N1	28-DEC-2005 11:46:23	Tw_i_and_stray	41.500	27	24Gam Ori	1.6360	26000.	83	20017	No
195	GOM_NL__2PRFIN20051228_114925_000000522043_00424_20017_7009.N1	28-DEC-2005 11:49:25	Bright	52.000	13	87Alp Tau	0.86700	3800.0	104	20017	No
196	GOM_NL__2PRFIN20051228_115202_000000362043_00424_20017_7010.N1	28-DEC-2005 11:52:02	Bright	36.000	146	25Eta Tau	2.8730	15200.	72	20017	No
197	GOM_NL__2PRFIN20051228_115403_000000372043_00424_20017_7011.N1	28-DEC-2005 11:54:03	Bright	36.500	114	3lot Aur	2.6930	4600.0	73	20017	No
198	GOM_NL__2PRFIN20051228_115613_000000362043_00424_20017_7012.N1	28-DEC-2005 11:56:13	Bright	35.500	149	45Eps Per	2.8880	30000.	71	20017	No
199	GOM_NL__2PRFIN20051228_115829_000000342043_00424_20017_7013.N1	28-DEC-2005 11:58:29	Bright	34.000	175	39Del Per	3.0100	19400.	68	20017	No
200	GOM_NL__2PRFIN20051228_120032_000000372043_00424_20017_7014.N1	28-DEC-2005 12:00:32	Bright	36.500	160	23Gam Per	2.9300	4700.0	73	20017	No
201	GOM_NL__2PRFIN20051228_120953_000000342043_00424_20017_7015.N1	28-DEC-2005 12:09:53	Bright	34.000	49	1Alp UMi	1.9900	6300.0	68	20017	No
202	GOM_NL__2PRFIN20051228_121426_000000342043_00424_20017_7016.N1	28-DEC-2005 12:14:26	Bright	34.000	60	7Bet UMi	2.0810	3950.0	68	20017	No
203	GOM_NL__2PRFIN20051228_121809_000000362043_00424_20017_7017.N1	28-DEC-2005 12:18:09	Bright	36.000	119	14Eta Dra	2.7270	4700.0	72	20017	No
204	GOM_NL__2PRFIN20051228_122009_000000362043_00424_20017_7018.N1	28-DEC-2005 12:20:09	Bright	36.000	130	23Bet Dra	2.7990	5800.0	72	20017	No
205	GOM_NL__2PRFIN20051228_122624_000000352043_00424_20017_7019.N1	28-DEC-2005 12:26:24	Bright	34.500	133	40Zet Her	2.8070	6000.0	69	20017	No
206	GOM_NL__2PRFIN20051228_122827_000000352043_00424_20017_7020.N1	28-DEC-2005 12:28:27	Bright	34.500	67	5Alp CrB	2.2210	11000.	69	20017	No
207	GOM_NL__2PRFIN20051228_123406_000000352043_00424_20017_7021.N1	28-DEC-2005 12:34:06	Bright	34.500	102	24Alp Ser	2.6000	4250.0	69	20017	No
208	GOM_NL__2PRFIN20051228_123903_000000392043_00424_20017_7022.N1	28-DEC-2005 12:39:03	Bright	39.000	104	27Bet Lib	2.6140	13100.	78	20017	No
209	GOM_NL__2PRFIN20051228_124713_000000372043_00424_20017_7023.N1	28-DEC-2005 12:47:13	Twilight	37.000	131	Gam Lup	2.8000	26000.	74	20017	No
210	GOM_NL__2PRFIN20051228_124826_000000392043_00424_20017_7024.N1	28-DEC-2005 12:48:26	Dark	38.500	109	Bet Lup	2.6770	26000.	77	20017	No
211	GOM_NL__2PRFIN20051228_124953_000000372043_00424_20017_7025.N1	28-DEC-2005 12:49:53	Dark	37.000	78	Alp Lup	2.3040	28000.	74	20017	No
212	GOM_NL__2PRFIN20051228_125113_000000392043_00424_20017_7026.N1	28-DEC-2005 12:51:13	Dark	38.500	95	Zet Cen	2.5450	26000.	77	20017	No
213	GOM_NL__2PRFIN20051228_125310_000000422043_00424_20017_7027.N1	28-DEC-2005 12:53:10	Dark	42.000	4	Alp1Cen	-0.010000	5800.0	84	20017	No
214	GOM_NL__2PRFIN20051228_125651_000000392043_00425_20018_7000.N1	28-DEC-2005 12:56:51	Dark	39.000	12	Alp1Cru	0.77500	30000.	78	20018	No
215	GOM_NL__2PRFIN20051228_130215_000000382043_00425_20018_7001.N1	28-DEC-2005 13:02:15	Dark	37.500	29	Bet Car	1.6720	10200.	75	20018	No
216	GOM_NL__2PRFIN20051228_130509_000000462043_00425_20018_7002.N1	28-DEC-2005 13:05:09	Dark	45.500	41	Eps Car	1.8600	4100.0	91	20018	No
217	GOM_NL__2PRFIN20051228_130931_000000462043_00425_20018_7003.N1	28-DEC-2005 13:09:31	Dark	45.500	2	Alp Car	-0.73600	7000.0	91	20018	No
218	GOM_NL__2PRFIN20051228_131516_000000422043_00425_20018_7004.N1	28-DEC-2005 13:15:16	Straylight	41.500	108	Alp Col	2.6520	15200.	83	20018	No
219	GOM_NL__2PRFIN20051228_163629_000000402043_00427_20020_7001.N1	28-DEC-2005 16:36:29	Straylight	39.500	108	Alp Col	2.6520	15200.	79	20020	No

220	GOM_NL__2PRFIN20051228_164109_000000422043_00427_20020_7002.N1	28-DEC-2005 16:41:09	Straylight	41.500	101	11Alp Lep	2.5820	7000.0	83	20020	No
221	GOM_NL__2PRFIN20051228_164402_000000492043_00427_20020_7003.N1	28-DEC-2005 16:44:02	Straylight	48.500	7	19Bet Ori	0.10000	14000.	97	20020	No
222	GOM_NL__2PRFIN20051228_164614_000000442043_00427_20020_7004.N1	28-DEC-2005 16:46:14	Straylight	43.500	72	34Del Ori	2.2500	30000.	87	20020	No
223	GOM_NL__2PRFIN20051228_164811_000000432043_00427_20020_7005.N1	28-DEC-2005 16:48:11	Tw_i_and_stray	42.500	27	24Gam Ori	1.6360	26000.	85	20020	No
224	GOM_NL__2PRFIN20051228_165113_000000522043_00427_20020_7006.N1	28-DEC-2005 16:51:13	Bright	52.000	13	87Alp Tau	0.86700	3800.0	104	20020	No
225	GOM_NL__2PRFIN20051228_165350_000000372043_00427_20020_7007.N1	28-DEC-2005 16:53:50	Bright	36.500	146	25Eta Tau	2.8730	15200.	73	20020	No
226	GOM_NL__2PRFIN20051228_165550_000000372043_00427_20020_7008.N1	28-DEC-2005 16:55:50	Bright	37.000	114	3lot Aur	2.6930	4600.0	74	20020	No
227	GOM_NL__2PRFIN20051228_165801_000000352043_00427_20020_7009.N1	28-DEC-2005 16:58:01	Bright	34.500	149	45Eps Per	2.8880	30000.	69	20020	No
228	GOM_NL__2PRFIN20051228_170018_000000352043_00427_20020_7010.N1	28-DEC-2005 17:00:18	Bright	34.500	175	39Del Per	3.0100	19400.	69	20020	No
229	GOM_NL__2PRFIN20051228_170221_000000362043_00427_20020_7011.N1	28-DEC-2005 17:02:21	Bright	36.000	160	23Gam Per	2.9300	4700.0	72	20020	No
230	GOM_NL__2PRFIN20051228_171141_000000372043_00427_20020_7012.N1	28-DEC-2005 17:11:41	Bright	36.500	49	1Alp UMi	1.9900	6300.0	73	20020	No
231	GOM_NL__2PRFIN20051228_171613_000000402043_00427_20020_7013.N1	28-DEC-2005 17:16:13	Bright	40.000	60	7Bet UMi	2.0810	3950.0	80	20020	No
232	GOM_NL__2PRFIN20051228_171957_000000372043_00427_20020_7014.N1	28-DEC-2005 17:19:57	Bright	36.500	119	14Eta Dra	2.7270	4700.0	73	20020	No
233	GOM_NL__2PRFIN20051228_172157_000000342043_00427_20020_7015.N1	28-DEC-2005 17:21:57	Bright	33.500	130	23Bet Dra	2.7990	5800.0	67	20020	No
234	GOM_NL__2PRFIN20051228_172812_000000342043_00427_20020_7016.N1	28-DEC-2005 17:28:12	Bright	34.000	133	40Zet Her	2.8070	6000.0	68	20020	No
235	GOM_NL__2PRFIN20051228_173015_000000362043_00427_20020_7017.N1	28-DEC-2005 17:30:15	Bright	36.000	67	5Alp CrB	2.2210	11000.	72	20020	No
236	GOM_NL__2PRFIN20051228_173555_000000352043_00427_20020_7018.N1	28-DEC-2005 17:35:55	Bright	35.000	102	24Alp Ser	2.6000	4250.0	70	20020	No
237	GOM_NL__2PRFIN20051228_174052_000000542043_00427_20020_7019.N1	28-DEC-2005 17:40:52	Bright	54.000	104	27Bet Lib	2.6140	13100.	108	20020	No
238	GOM_NL__2PRFIN20051228_174902_000000382043_00427_20020_7020.N1	28-DEC-2005 17:49:02	Twilight	38.000	131	Gam Lup	2.8000	26000.	76	20020	No
239	GOM_NL__2PRFIN20051228_175015_000000382043_00427_20020_7021.N1	28-DEC-2005 17:50:15	Dark	37.500	109	Bet Lup	2.6770	26000.	75	20020	No
240	GOM_NL__2PRFIN20051228_175142_000000372043_00427_20020_7022.N1	28-DEC-2005 17:51:42	Dark	37.000	78	Alp Lup	2.3040	28000.	74	20020	No
241	GOM_NL__2PRFIN20051228_175303_000000402043_00427_20020_7023.N1	28-DEC-2005 17:53:03	Dark	39.500	95	Zet Cen	2.5450	26000.	79	20020	No
242	GOM_NL__2PRFIN20051228_175459_000000422043_00427_20020_7024.N1	28-DEC-2005 17:54:59	Dark	42.000	4	Alp1Cen	-0.010000	5800.0	84	20020	No
243	GOM_NL__2PRFIN20051228_175840_000000402043_00428_20021_7001.N1	28-DEC-2005 17:58:40	Dark	39.500	12	Alp1Cru	0.77500	30000.	79	20021	No
244	GOM_NL__2PRFIN20051228_180404_000000382043_00428_20021_7002.N1	28-DEC-2005 18:04:04	Dark	38.000	29	Bet Car	1.6720	10200.	76	20021	No
245	GOM_NL__2PRFIN20051228_180658_000000512043_00428_20021_7003.N1	28-DEC-2005 18:06:58	Dark	51.000	41	Eps Car	1.8600	4100.0	102	20021	No
246	GOM_NL__2PRFIN20051228_181120_000000472043_00428_20021_7004.N1	28-DEC-2005 18:11:20	Dark	47.000	2	Alp Car	-0.73600	7000.0	94	20021	No
247	GOM_NL__2PRFIN20051228_181705_000000412043_00428_20021_7005.N1	28-DEC-2005 18:17:05	Straylight	40.500	108	Alp Col	2.6520	15200.	81	20021	No
248	GOM_NL__2PRFIN20051228_182145_000000392043_00428_20021_7006.N1	28-DEC-2005 18:21:45	Straylight	38.500	101	11Alp Lep	2.5820	7000.0	77	20021	No
249	GOM_NL__2PRFIN20051228_182438_000000442043_00428_20021_7007.N1	28-DEC-2005 18:24:38	Straylight	43.500	7	19Bet Ori	0.10000	14000.	87	20021	No
250	GOM_NL__2PRFIN20051228_182650_000000432043_00428_20021_7008.N1	28-DEC-2005 18:26:50	Straylight	42.500	72	34Del Ori	2.2500	30000.	85	20021	No
251	GOM_NL__2PRFIN20051228_182846_000000432043_00428_20021_7009.N1	28-DEC-2005 18:28:46	Tw_i_and_stray	42.500	27	24Gam Ori	1.6360	26000.	85	20021	No
252	GOM_NL__2PRFIN20051228_183149_000000522043_00428_20021_7010.N1	28-DEC-2005 18:31:49	Bright	52.000	13	87Alp Tau	0.86700	3800.0	104	20021	No
253	GOM_NL__2PRFIN20051228_183427_000000352043_00428_20021_7011.N1	28-DEC-2005 18:34:27	Bright	34.500	146	25Eta Tau	2.8730	15200.	69	20021	No
254	GOM_NL__2PRFIN20051228_183626_000000382043_00428_20021_7012.N1	28-DEC-2005 18:36:26	Bright	37.500	114	3lot Aur	2.6930	4600.0	75	20021	No
255	GOM_NL__2PRFIN20051228_183837_000000342043_00428_20021_7013.N1	28-DEC-2005 18:38:37	Bright	34.000	149	45Eps Per	2.8880	30000.	68	20021	No
256	GOM_NL__2PRFIN20051228_184054_000000352043_00428_20021_7014.N1	28-DEC-2005 18:40:54	Bright	34.500	175	39Del Per	3.0100	19400.	69	20021	No
257	GOM_NL__2PRFIN20051228_184257_000000342043_00428_20021_7015.N1	28-DEC-2005 18:42:57	Bright	34.000	160	23Gam Per	2.9300	4700.0	68	20021	No
258	GOM_NL__2PRFIN20051228_185217_000000372043_00428_20021_7016.N1	28-DEC-2005 18:52:17	Bright	37.000	49	1Alp UMi	1.9900	6300.0	74	20021	No
259	GOM_NL__2PRFIN20051228_185649_000000382043_00428_20021_7017.N1	28-DEC-2005 18:56:49	Bright	37.500	60	7Bet UMi	2.0810	3950.0	75	20021	No
260	GOM_NL__2PRFIN20051228_190033_000000362043_00428_20021_7018.N1	28-DEC-2005 19:00:33	Bright	36.000	119	14Eta Dra	2.7270	4700.0	72	20021	No
261	GOM_NL__2PRFIN20051228_190234_000000522043_00428_20021_7019.N1	28-DEC-2005 19:02:34	Bright	52.000	130	23Bet Dra	2.7990	5800.0	104	20021	No
262	GOM_NL__2PRFIN20051228_190848_000000342043_00428_20021_7020.N1	28-DEC-2005 19:08:48	Bright	33.500	133	40Zet Her	2.8070	6000.0	67	20021	No
263	GOM_NL__2PRFIN20051228_191051_000000372043_00428_20021_7021.N1	28-DEC-2005 19:10:51	Bright	37.000	67	5Alp CrB	2.2210	11000.	74	20021	No
264	GOM_NL__2PRFIN20051228_191631_000000352043_00428_20021_7022.N1	28-DEC-2005 19:16:31	Bright	34.500	102	24Alp Ser	2.6000	4250.0	69	20021	No
265	GOM_NL__2PRFIN20051228_192129_000000542043_00428_20021_7023.N1	28-DEC-2005 19:21:29	Bright	54.000	104	27Bet Lib	2.6140	13100.	108	20021	No
266	GOM_NL__2PRFIN20051228_192938_000000382043_00428_20021_7024.N1	28-DEC-2005 19:29:38	Twilight	38.000	131	Gam Lup	2.8000	26000.	76	20021	No
267	GOM_NL__2PRFIN20051228_193051_000000382043_00428_20021_7025.N1	28-DEC-2005 19:30:51	Dark	38.000	109	Bet Lup	2.6770	26000.	76	20021	No
268	GOM_NL__2PRFIN20051228_193218_000000382043_00428_20021_7026.N1	28-DEC-2005 19:32:18	Dark	37.500	78	Alp Lup	2.3040	28000.	75	20021	No
269	GOM_NL__2PRFIN20051228_193339_000000392043_00428_20021_7027.N1	28-DEC-2005 19:33:39	Dark	39.000	95	Zet Cen	2.5450	26000.	78	20021	No
270	GOM_NL__2PRFIN20051228_193535_000000462043_00428_20021_7028.N1	28-DEC-2005 19:35:35	Dark	45.500	4	Alp1Cen	-0.010000	5800.0	91	20021	No
271	GOM_NL__2PRFIN20051228_193916_000000422043_00429_20022_7002.N1	28-DEC-2005 19:39:16	Dark	41.500	12	Alp1Cru	0.77500	30000.	83	20022	No
272	GOM_NL__2PRFIN20051228_194440_000000412043_00429_20022_7003.N1	28-DEC-2005 19:44:40	Dark	41.000	29	Bet Car	1.6720	10200.	82	20022	No
273	GOM_NL__2PRFIN20051228_194735_000000532043_00429_20022_7004.N1	28-DEC-2005 19:47:35	Dark	53.000	41	Eps Car	1.8600	4100.0	106	20022	No
274	GOM_NL__2PRFIN20051228_195156_000000452043_00429_20022_7005.N1	28-DEC-2005 19:51:56	Dark	44.500	2	Alp Car	-0.73600	7000.0	89	20022	No
275	GOM_NL__2PRFIN20051228_195741_000000402043_00429_20022_7006.N1	28-DEC-2005 19:57:41	Straylight	39.500	108	Alp Col	2.6520	15200.	79	20022	No
276	GOM_NL__2PRFIN20051228_200221_000000392043_00429_20022_7007.N1	28-DEC-2005 20:02:21	Straylight	39.000	101	11Alp Lep	2.5820	7000.0	78	20022	No
277	GOM_NL__2PRFIN20051228_200514_000000442043_00429_20022_7008.N1	28-DEC-2005 20:05:14	Straylight	43.500	7	19Bet Ori	0.10000	14000.	87	20022	No
278	GOM_NL__2PRFIN20051228_200726_000000422043_00429_20022_7009.N1	28-DEC-2005 20:07:26	Straylight	41.500	72	34Del Ori	2.2500	30000.	83	20022	No

279	GOM_NL__2PRFIN20051228_200922_000000422043_00429_20022_7010.N1	28-DEC-2005 20:09:22	Twilight	42.000	27	24Gam Ori	1.6360	26000.	84	20022	No
280	GOM_NL__2PRFIN20051228_201225_000000512043_00429_20022_7011.N1	28-DEC-2005 20:12:25	Bright	51.000	13	87Alp Tau	0.86700	3800.0	102	20022	No
281	GOM_NL__2PRFIN20051228_201503_000000352043_00429_20022_7012.N1	28-DEC-2005 20:15:03	Bright	34.500	146	25Eta Tau	2.8730	15200.	69	20022	No
282	GOM_NL__2PRFIN20051228_201702_000000392043_00429_20022_7013.N1	28-DEC-2005 20:17:02	Bright	38.500	114	3Iot Aur	2.6930	4600.0	77	20022	No
283	GOM_NL__2PRFIN20051228_201913_000000352043_00429_20022_7014.N1	28-DEC-2005 20:19:13	Bright	34.500	149	45Eps Per	2.8880	30000.	69	20022	No
284	GOM_NL__2PRFIN20051228_202130_000000332043_00429_20022_7015.N1	28-DEC-2005 20:21:30	Bright	33.000	175	39Del Per	3.0100	19400.	66	20022	No
285	GOM_NL__2PRFIN20051228_202334_000000352043_00429_20022_7016.N1	28-DEC-2005 20:23:34	Bright	35.000	160	23Gam Per	2.9300	4700.0	70	20022	No
286	GOM_NL__2PRFIN20051228_203253_000000352043_00429_20022_7017.N1	28-DEC-2005 20:32:53	Bright	34.500	49	1Alp UMi	1.9900	6300.0	69	20022	No
287	GOM_NL__2PRFIN20051228_203725_000000332043_00429_20022_7018.N1	28-DEC-2005 20:37:25	Bright	33.000	60	7Bet UMi	2.0810	3950.0	66	20022	No
288	GOM_NL__2PRFIN20051228_204109_000000342043_00429_20022_7019.N1	28-DEC-2005 20:41:09	Bright	34.000	119	14Eta Dra	2.7270	4700.0	68	20022	No
289	GOM_NL__2PRFIN20051228_204310_000000462043_00429_20022_7020.N1	28-DEC-2005 20:43:10	Bright	46.000	130	23Bet Dra	2.7990	5800.0	92	20022	No
290	GOM_NL__2PRFIN20051228_204924_000000352043_00429_20022_7021.N1	28-DEC-2005 20:49:24	Bright	34.500	133	40Zet Her	2.8070	6000.0	69	20022	No
291	GOM_NL__2PRFIN20051228_205128_000000352043_00429_20022_7022.N1	28-DEC-2005 20:51:28	Bright	35.000	67	5Alp CrB	2.2210	11000.	70	20022	No
292	GOM_NL__2PRFIN20051228_205707_000000352043_00429_20022_7023.N1	28-DEC-2005 20:57:07	Bright	34.500	102	24Alp Ser	2.6000	4250.0	69	20022	No
293	GOM_NL__2PRFIN20051228_210205_000000362043_00429_20022_7024.N1	28-DEC-2005 21:02:05	Bright	35.500	104	27Bet Lib	2.6140	13100.	71	20022	No
294	GOM_NL__2PRFIN20051228_211127_000000382043_00429_20022_7025.N1	28-DEC-2005 21:11:27	Dark	37.500	109	Bet Lup	2.6770	26000.	75	20022	No
295	GOM_NL__2PRFIN20051228_211254_000000392043_00429_20022_7026.N1	28-DEC-2005 21:12:54	Dark	38.500	78	Alp Lup	2.3040	28000.	77	20022	No
296	GOM_NL__2PRFIN20051228_211416_000000392043_00429_20022_7027.N1	28-DEC-2005 21:14:16	Dark	38.500	95	Zet Cen	2.5450	26000.	77	20022	No
297	GOM_NL__2PRFIN20051228_211611_000000472043_00429_20022_7028.N1	28-DEC-2005 21:16:11	Dark	47.000	4	Alp1Cen	-0.010000	5800.0	94	20022	No
298	GOM_NL__2PRFIN20051228_211953_000000442043_00430_20023_7002.N1	28-DEC-2005 21:19:53	Dark	43.500	12	Alp1Cru	0.77500	30000.	87	20023	No
299	GOM_NL__2PRFIN20051228_212517_000000462043_00430_20023_7003.N1	28-DEC-2005 21:25:17	Dark	46.000	29	Bet Car	1.6720	10200.	92	20023	No
300	GOM_NL__2PRFIN20051228_212811_000000452043_00430_20023_7004.N1	28-DEC-2005 21:28:11	Dark	44.500	41	Eps Car	1.8600	4100.0	89	20023	No
301	GOM_NL__2PRFIN20051228_213232_000000462043_00430_20023_7005.N1	28-DEC-2005 21:32:32	Dark	46.000	2	Alp Car	-0.73600	7000.0	92	20023	No
302	GOM_NL__2PRFIN20051228_213817_000000402043_00430_20023_7006.N1	28-DEC-2005 21:38:17	Straylight	39.500	108	Alp Col	2.6520	15200.	79	20023	No
303	GOM_NL__2PRFIN20051228_214257_000000412043_00430_20023_7007.N1	28-DEC-2005 21:42:57	Straylight	40.500	101	11Alp Lep	2.5820	7000.0	81	20023	No
304	GOM_NL__2PRFIN20051228_214550_000000442043_00430_20023_7008.N1	28-DEC-2005 21:45:50	Straylight	44.000	7	19Bet Ori	0.10000	14000.	88	20023	No
305	GOM_NL__2PRFIN20051228_214801_000000432043_00430_20023_7009.N1	28-DEC-2005 21:48:01	Straylight	43.000	72	34Del Ori	2.2500	30000.	86	20023	No
306	GOM_NL__2PRFIN20051228_214958_000000422043_00430_20023_7010.N1	28-DEC-2005 21:49:58	Twilight	42.000	27	24Gam Ori	1.6360	26000.	84	20023	No
307	GOM_NL__2PRFIN20051228_215301_000000522043_00430_20023_7011.N1	28-DEC-2005 21:53:01	Bright	52.000	13	87Alp Tau	0.86700	3800.0	104	20023	No
308	GOM_NL__2PRFIN20051228_215539_000000362043_00430_20023_7012.N1	28-DEC-2005 21:55:39	Bright	36.000	146	25Eta Tau	2.8730	15200.	72	20023	No
309	GOM_NL__2PRFIN20051228_215738_000000372043_00430_20023_7013.N1	28-DEC-2005 21:57:38	Bright	37.000	114	3Iot Aur	2.6930	4600.0	74	20023	No
310	GOM_NL__2PRFIN20051228_215949_000000352043_00430_20023_7014.N1	28-DEC-2005 21:59:49	Bright	34.500	149	45Eps Per	2.8880	30000.	69	20023	No
311	GOM_NL__2PRFIN20051228_220206_000000342043_00430_20023_7015.N1	28-DEC-2005 22:02:06	Bright	34.000	175	39Del Per	3.0100	19400.	68	20023	No
312	GOM_NL__2PRFIN20051228_220410_000000342043_00430_20023_7016.N1	28-DEC-2005 22:04:10	Bright	34.000	160	23Gam Per	2.9300	4700.0	68	20023	No
313	GOM_NL__2PRFIN20051228_221328_000000352043_00430_20023_7017.N1	28-DEC-2005 22:13:28	Bright	35.000	49	1Alp UMi	1.9900	6300.0	70	20023	No
314	GOM_NL__2PRFIN20051228_221801_000000382043_00430_20023_7018.N1	28-DEC-2005 22:18:01	Bright	38.000	60	7Bet UMi	2.0810	3950.0	76	20023	No
315	GOM_NL__2PRFIN20051228_222145_000000352043_00430_20023_7019.N1	28-DEC-2005 22:21:45	Bright	35.000	119	14Eta Dra	2.7270	4700.0	70	20023	No
316	GOM_NL__2PRFIN20051228_222346_000000342043_00430_20023_7020.N1	28-DEC-2005 22:23:46	Bright	33.500	130	23Bet Dra	2.7990	5800.0	67	20023	No
317	GOM_NL__2PRFIN20051228_223000_000000342043_00430_20023_7021.N1	28-DEC-2005 22:30:00	Bright	33.500	133	40Zet Her	2.8070	6000.0	67	20023	No
318	GOM_NL__2PRFIN20051228_223203_000000352043_00430_20023_7022.N1	28-DEC-2005 22:32:03	Bright	35.000	67	5Alp CrB	2.2210	11000.	70	20023	No
319	GOM_NL__2PRFIN20051228_223744_000000352043_00430_20023_7023.N1	28-DEC-2005 22:37:44	Bright	34.500	102	24Alp Ser	2.6000	4250.0	69	20023	No
320	GOM_NL__2PRFIN20051228_224241_000000542043_00430_20023_7024.N1	28-DEC-2005 22:42:41	Bright	53.500	104	27Bet Lib	2.6140	13100.	107	20023	No
321	GOM_NL__2PRFIN20051228_225050_000000382043_00430_20023_7025.N1	28-DEC-2005 22:50:50	Twilight	38.000	131	Gam Lup	2.8000	26000.	76	20023	No
322	GOM_NL__2PRFIN20051228_225204_000000382043_00430_20023_7026.N1	28-DEC-2005 22:52:04	Dark	38.000	109	Bet Lup	2.6770	26000.	76	20023	No
323	GOM_NL__2PRFIN20051228_225330_000000392043_00430_20023_7027.N1	28-DEC-2005 22:53:30	Dark	39.000	78	Alp Lup	2.3040	28000.	78	20023	No
324	GOM_NL__2PRFIN20051228_225452_000000382043_00430_20023_7028.N1	28-DEC-2005 22:54:52	Dark	38.000	95	Zet Cen	2.5450	26000.	76	20023	No
325	GOM_NL__2PRFIN20051228_225648_000000482043_00430_20023_7029.N1	28-DEC-2005 22:56:48	Dark	47.500	4	Alp1Cen	-0.010000	5800.0	95	20023	No
326	GOM_NL__2PRFIN20051228_230029_000000482043_00431_20024_7002.N1	28-DEC-2005 23:00:29	Dark	48.000	12	Alp1Cru	0.77500	30000.	96	20024	No
327	GOM_NL__2PRFIN20051228_230553_000000382043_00431_20024_7003.N1	28-DEC-2005 23:05:53	Dark	38.000	29	Bet Car	1.6720	10200.	76	20024	No
328	GOM_NL__2PRFIN20051228_230847_000000422043_00431_20024_7004.N1	28-DEC-2005 23:08:47	Dark	42.000	41	Eps Car	1.8600	4100.0	84	20024	No
329	GOM_NL__2PRFIN20051228_231308_000000532043_00431_20024_7005.N1	28-DEC-2005 23:13:08	Dark	53.000	2	Alp Car	-0.73600	7000.0	106	20024	No
330	GOM_NL__2PRFIN20051228_231853_000000392043_00431_20024_7006.N1	28-DEC-2005 23:18:53	Straylight	38.500	108	Alp Col	2.6520	15200.	77	20024	No
331	GOM_NL__2PRFIN20051228_232333_000000422043_00431_20024_7007.N1	28-DEC-2005 23:23:33	Straylight	42.000	101	11Alp Lep	2.5820	7000.0	84	20024	No
332	GOM_NL__2PRFIN20051228_232626_000000462043_00431_20024_7008.N1	28-DEC-2005 23:26:26	Straylight	46.000	7	19Bet Ori	0.10000	14000.	92	20024	No
333	GOM_NL__2PRFIN20051228_232821_000000092043_00431_20024_7009.N1	28-DEC-2005 23:28:21	Straylight	9.0000	30	46Eps Ori	1.6940	30000.	18	20024	No
334	GOM_NL__2PRFIN20051228_233034_000000432043_00431_20024_7010.N1	28-DEC-2005 23:30:34	Twilight	43.000	27	24Gam Ori	1.6360	26000.	86	20024	No
335	GOM_NL__2PRFIN20051228_233337_000000432043_00431_20024_7011.N1	28-DEC-2005 23:33:37	Bright	42.500	13	87Alp Tau	0.86700	3800.0	85	20024	No
336	GOM_NL__2PRFIN20051228_233615_000000362043_00431_20024_7012.N1	28-DEC-2005 23:36:15	Bright	35.500	146	25Eta Tau	2.8730	15200.	71	20024	No
337	GOM_NL__2PRFIN20051228_233814_000000372043_00431_20024_7013.N1	28-DEC-2005 23:38:14	Bright	37.000	114	3Iot Aur	2.6930	4600.0	74	20024	No

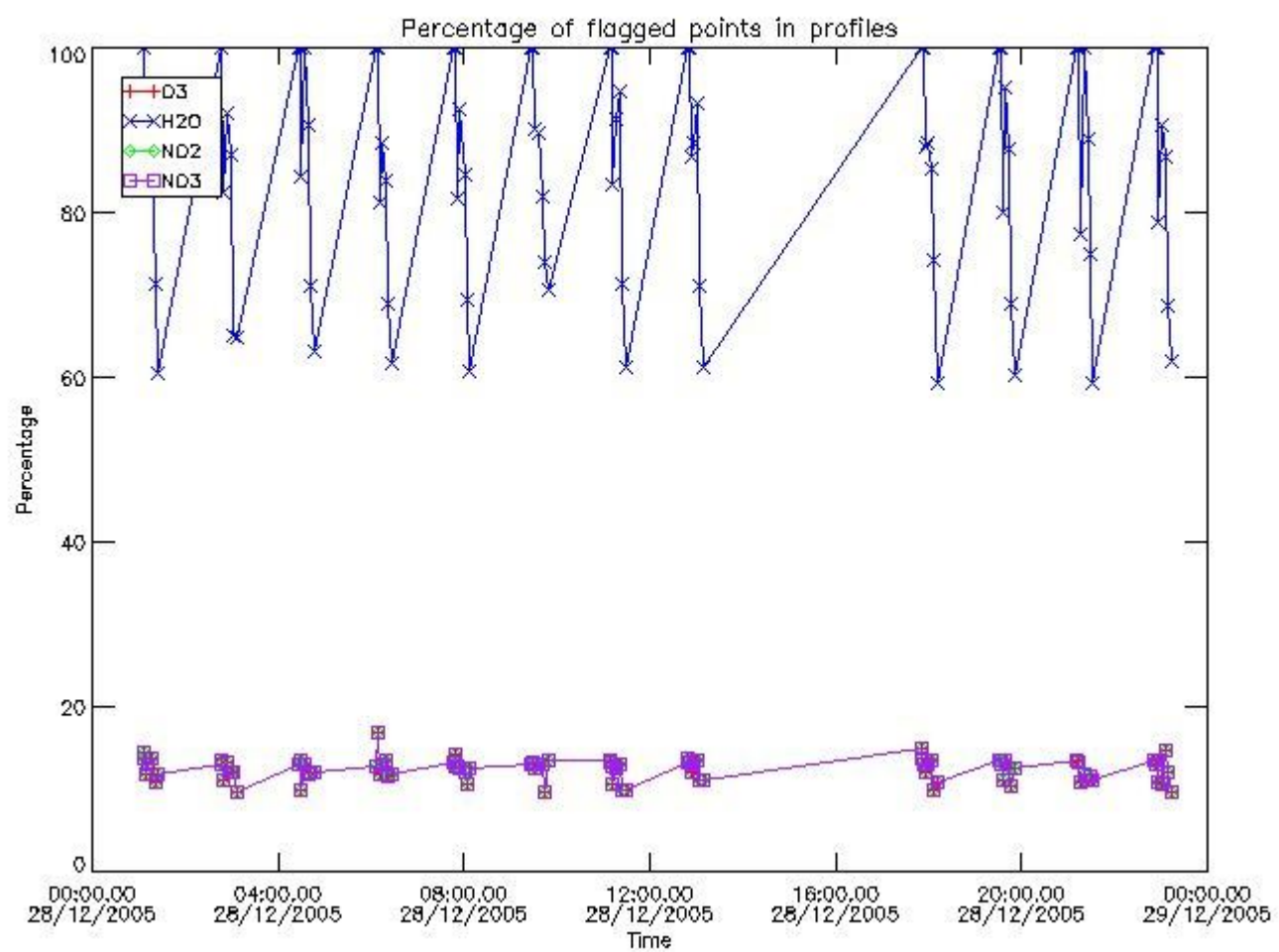


338	GOM_NL__2PRFIN20051228_234025_000000352043_00431_20024_7014.N1	28-DEC-2005 23:40:25	Bright	34.500	149	45Eps Per	2.8880	30000.	69	20024	No
339	GOM_NL__2PRFIN20051228_234159_000000122043_00431_20024_7015.N1	28-DEC-2005 23:41:59	Twilight_stray	12.000	6	13Alp Aur	0.080000	3400.0	24	20024	No
340	GOM_NL__2PRFIN20051228_234446_000000362043_00431_20024_7016.N1	28-DEC-2005 23:44:46	Bright	36.000	160	23Gam Per	2.9300	4700.0	72	20024	No
341	GOM_NL__2PRFIN20051228_235404_000000372043_00431_20024_7017.N1	28-DEC-2005 23:54:04	Bright	36.500	49	1Alp UMi	1.9900	6300.0	73	20024	No
342	GOM_NL__2PRFIN20051228_235836_000000332043_00431_20024_7018.N1	28-DEC-2005 23:58:36	Bright	33.000	60	7Bet UMi	2.0810	3950.0	66	20024	No

### 3. Quality information per product

In this section it is plotted some information contained in the Quality Summary data set of the level 2 products. Only products in dark limb conditions and without errors (error flag in the MPH set to "0") are used.

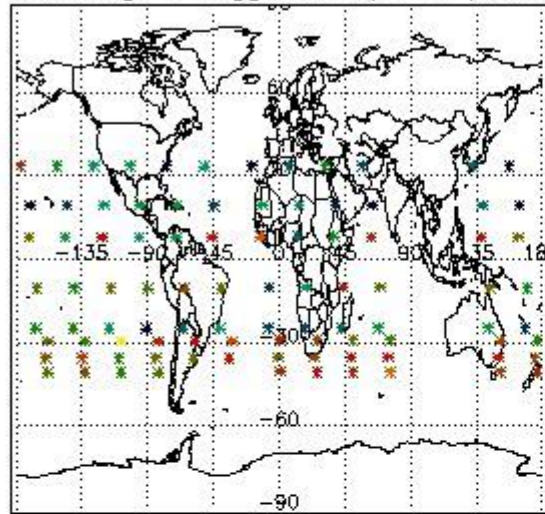
#### 3.1 Plot quality information per product (time dependant)



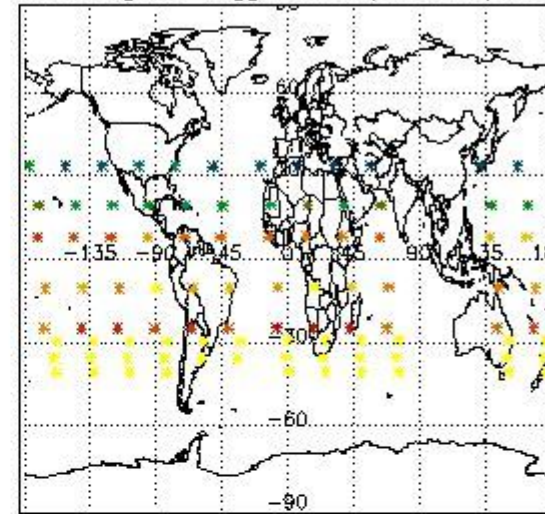
#### 3.2 Plot quality information per product (world map)



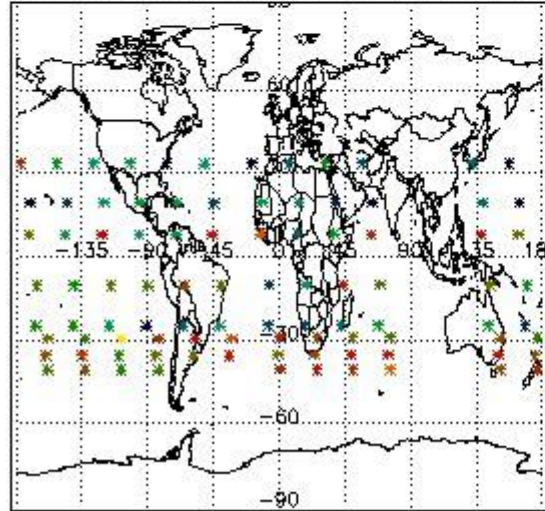
Percentage of flagged data per O3 profile



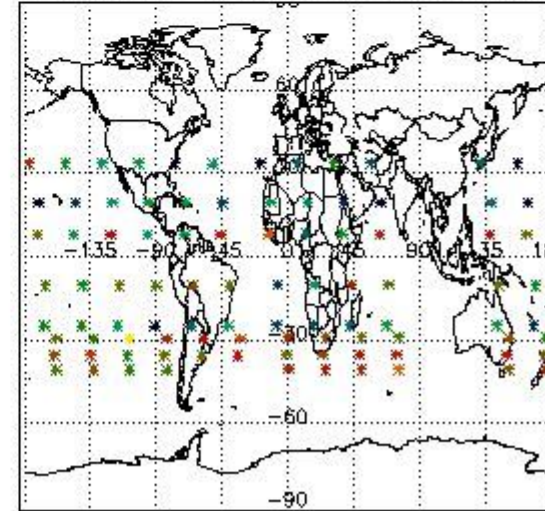
Percentage of flagged data per H2O profile



Percentage of flagged data per NO2 profile



Percentage of flagged data per NO3 profile

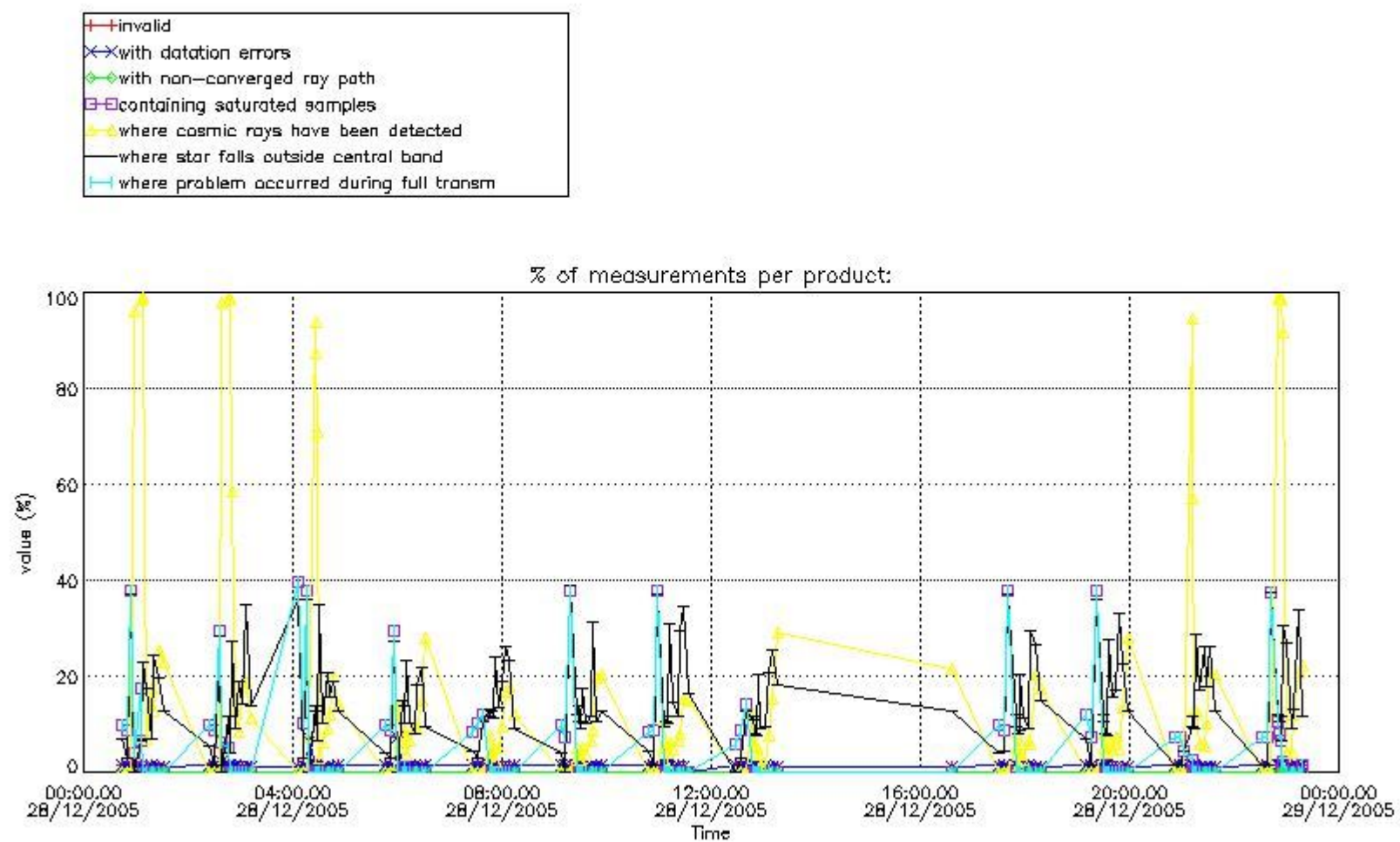


#### 4. Level 1 quality information per product

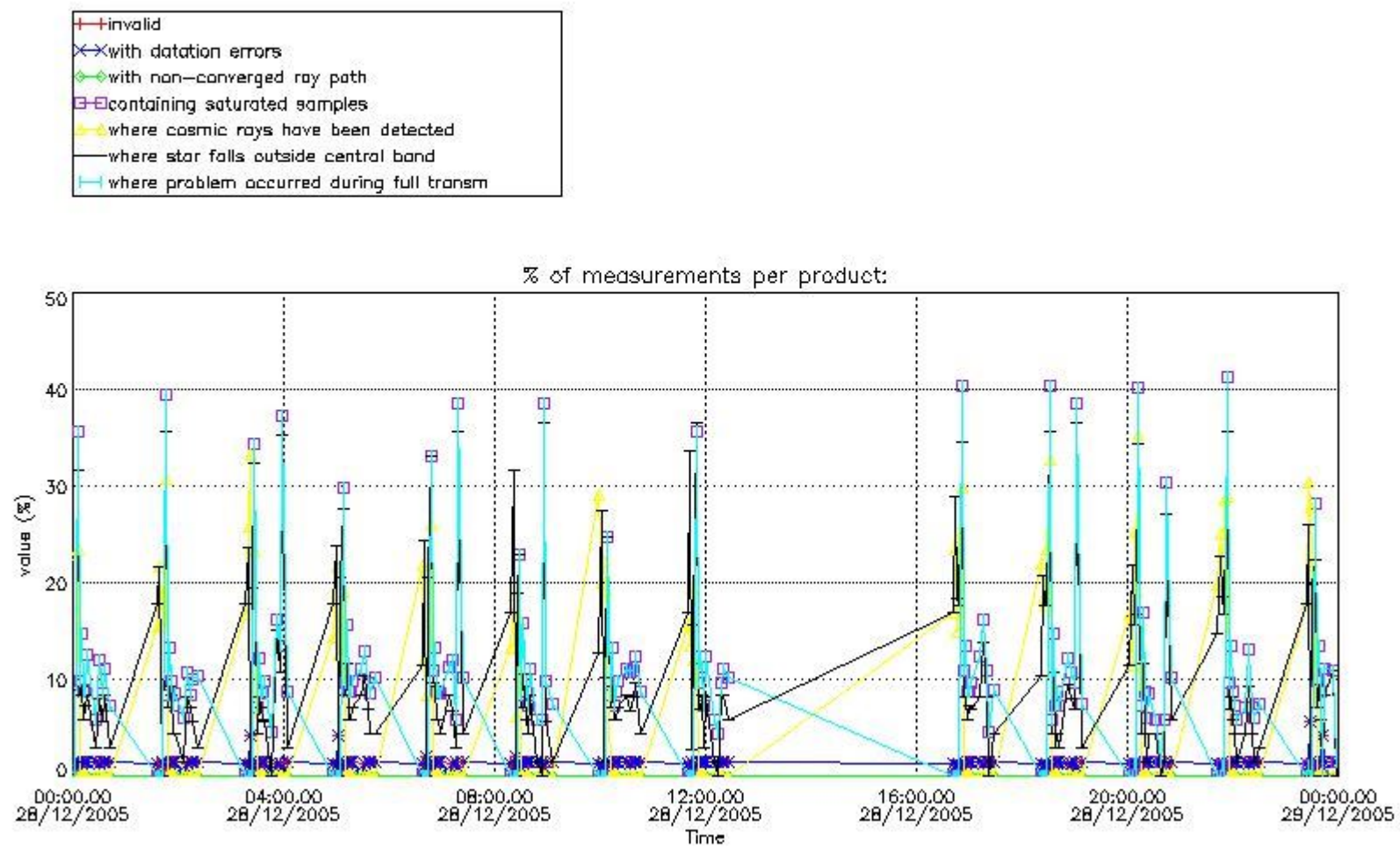
In this section it is plotted some information contained in the Quality Summary data set of the level 2 products that comes from the level 1b processing. Products without errors (error flag in the MPH set to "0") are used.

##### 4.1 Plot quality information per product (time dependant) coming from level 1b processing

###### 4.1.1 Plot level 1 quality information per product (time dependant): ENVISAT ASCENDING passes



4.1.2 Plot level 1 quality information per product (time dependant): ENVI SAT DESCENDING passes

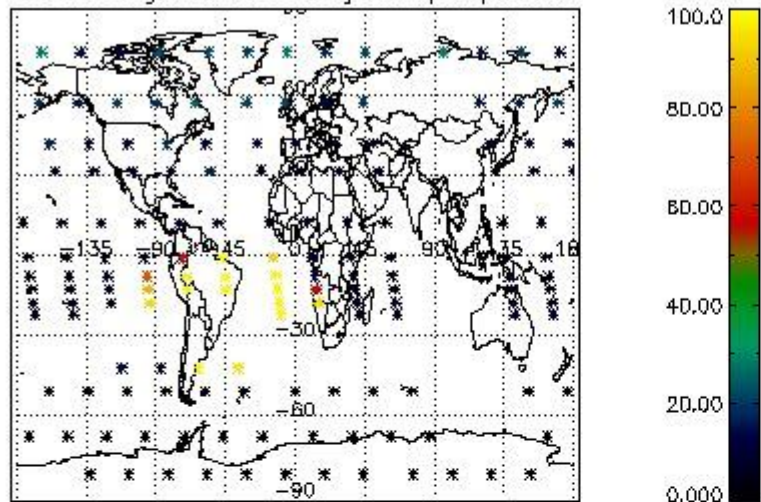


4.2 Plot quality information per product coming from level 1b processing (world map)

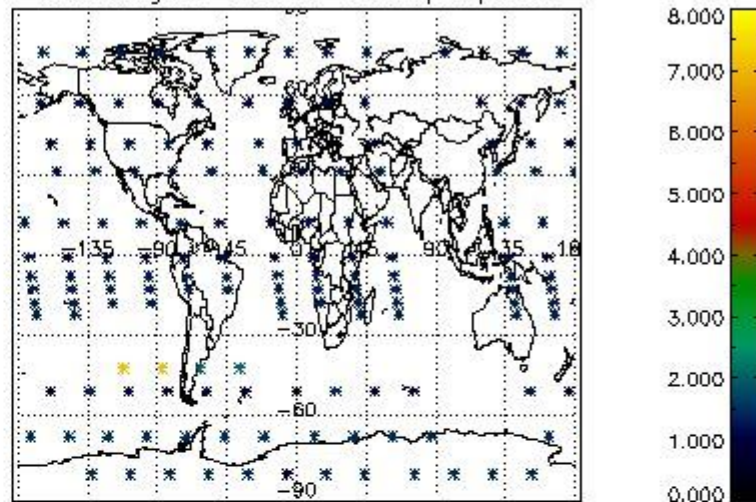
4.2.1 Plot level 1 quality information per product (world map): ENVISAT ASCENDING passes



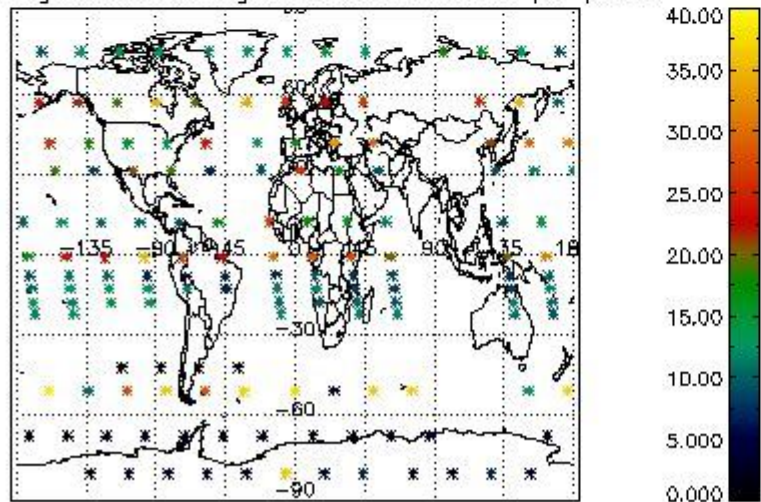
Percentage of cosmic ray hits per profile



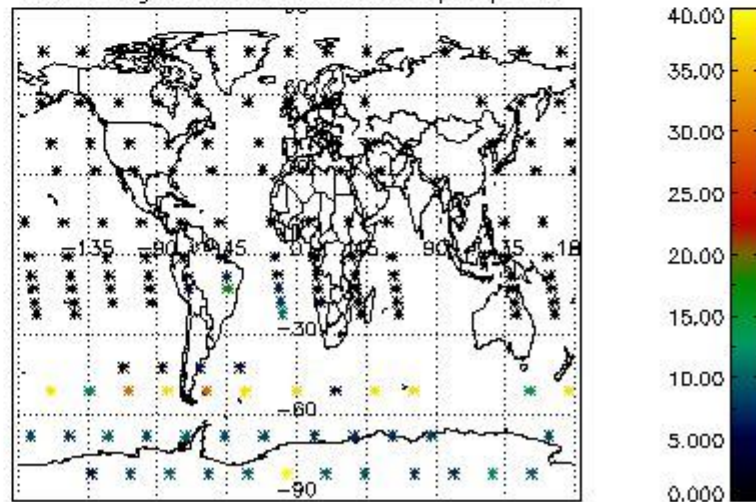
Percentage of datation errors per profile



Percentage of star falling outside central band per profile

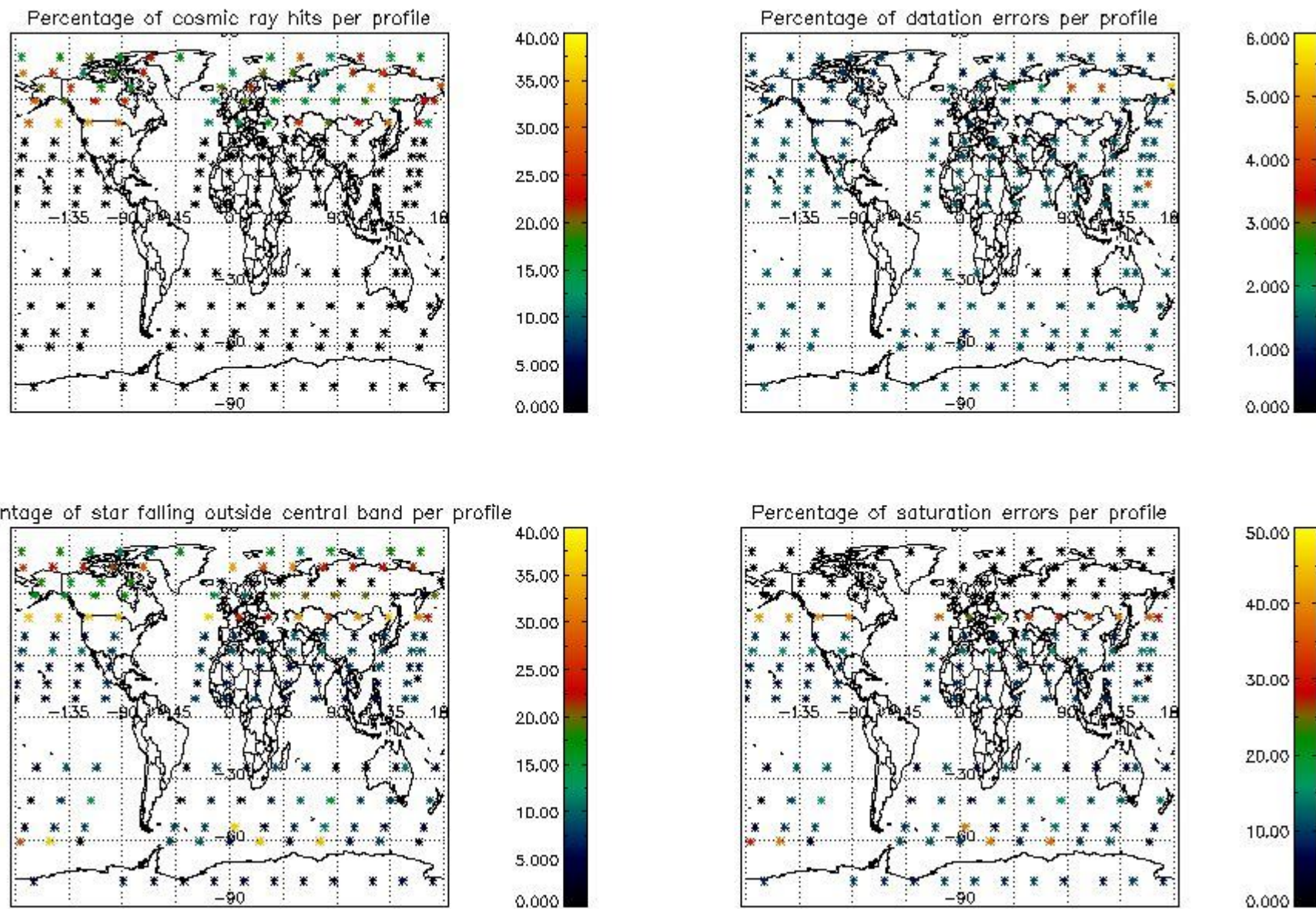


Percentage of saturation errors per profile



4.2.2 Plot level 1 quality information per product (world map): ENVISAT DESCENDING passes





## 5. Trace gas profiles

### 5.1 Ozone statistics based on quality of products

The final quality of the products can be "measured" using the STD (Standard Deviation) attached to every point profile. This information is written to the parameter GOM\_NL\_\_2P/NL\_LOCAL\_SPECIES\_DENSITY/o3\_std of the level 2 products. The table below shows the statistics for given STD ranges.

The statistics are given with respect to the overall valid production:

- Products without fatal errors: GOM\_NL\_\_2P/MPH/PRODUCT\_ERR=0
- Valid point profile: GOM\_NL\_\_2P/NL\_LOCAL\_SPECIES\_DENSITY/pcd(0)=0

The 'Criteria' is applied to valid points of dark limb products:

- Products in dark limb illumination condition: GOM\_NL\_\_2P/NL\_SUMMARY\_QUALITY/obs\_ill\_cond=0
- Products without fatal errors: GOM\_NL\_\_2P/MPH/PRODUCT\_ERR=0
- Valid point profile: GOM\_NL\_\_2P/NL\_LOCAL\_SPECIES\_DENSITY/pcd(0)=0

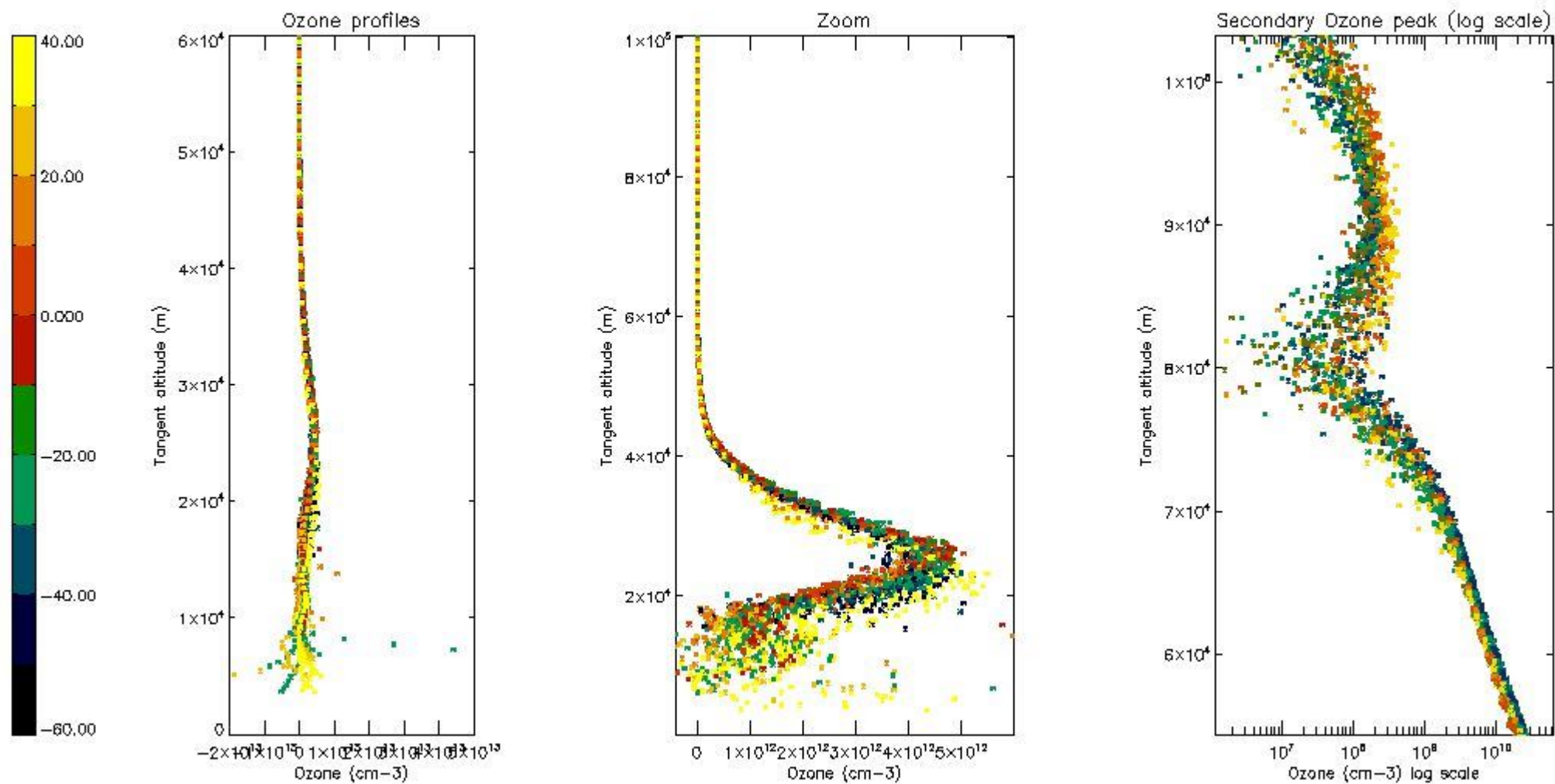
So, the table below shows the percentage of dark limb and valid observations for each criteria with respect to the overall valid daily observations.

Criteria	% of total production
All STD	31
STD < 20	20

STD < 10	17
STD < 5	12

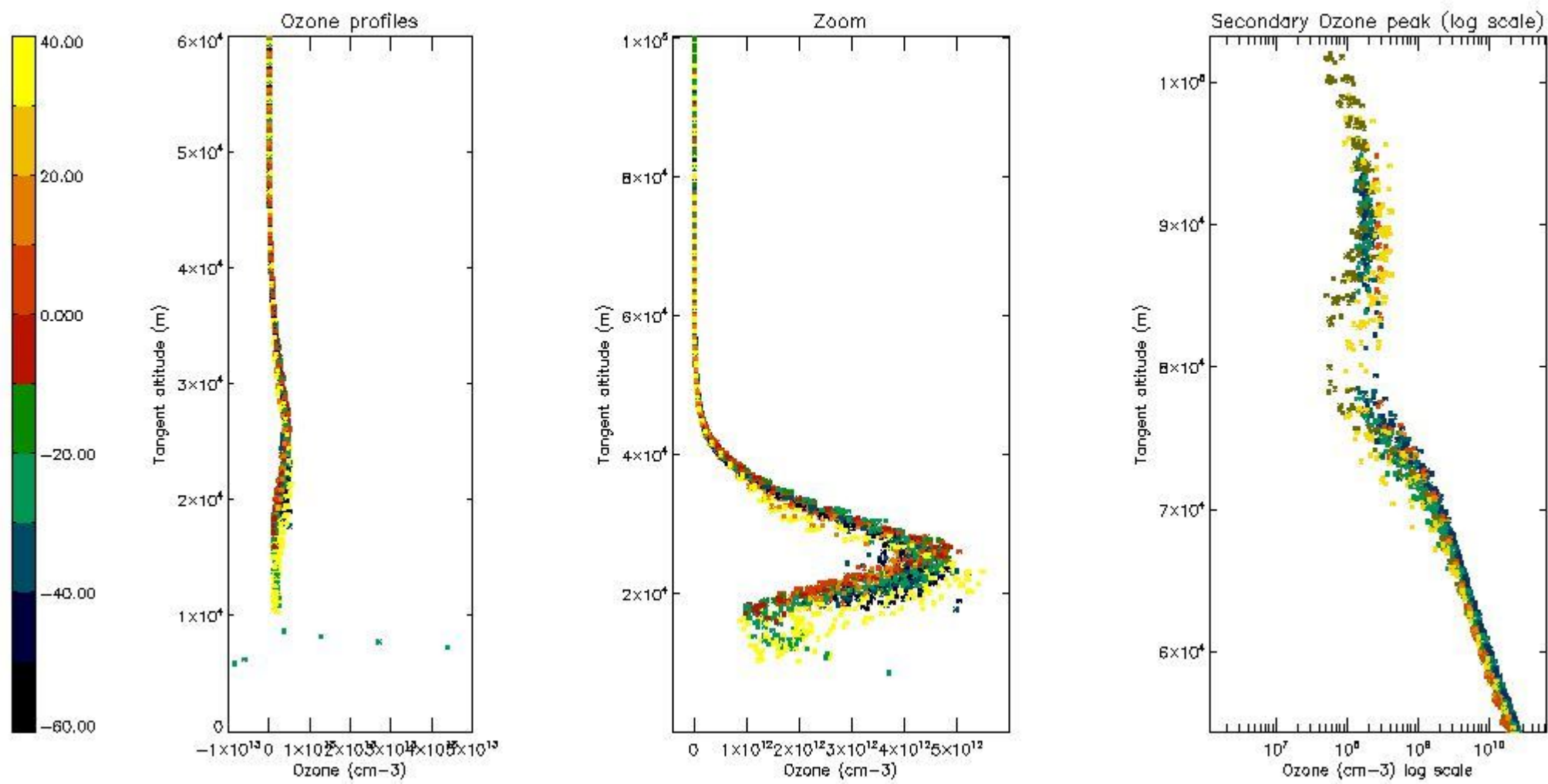
5.2 Plot ozone profiles for all STD (dark without errors)

The colorbar represents the latitude.



5.3 Plot ozone profiles where STD < 20% (dark without errors)

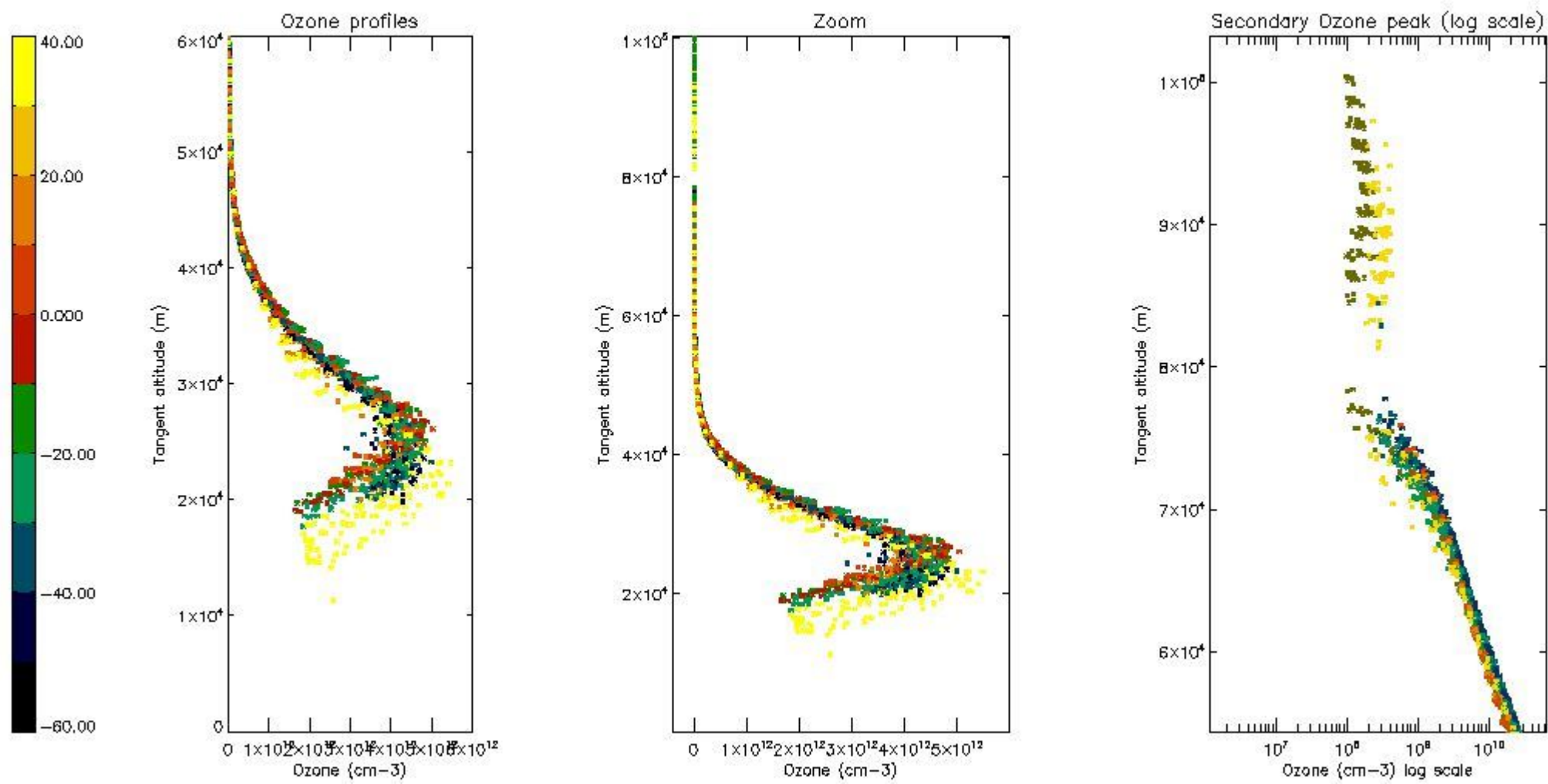
The colorbar represents the latitude.



*5.4 Plot ozone profiles where STD < 10% (dark without errors)*

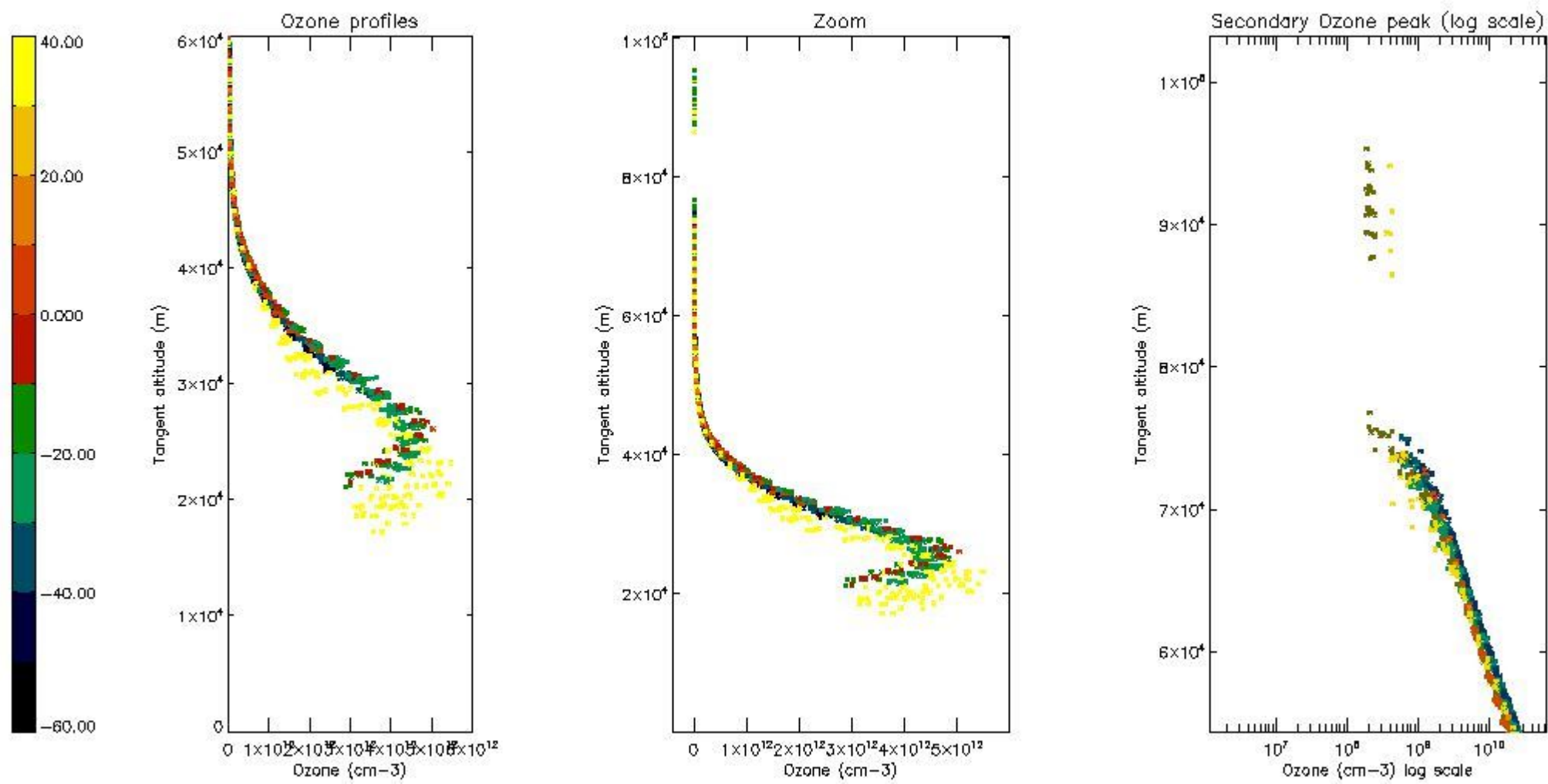
The colorbar represents the latitude.





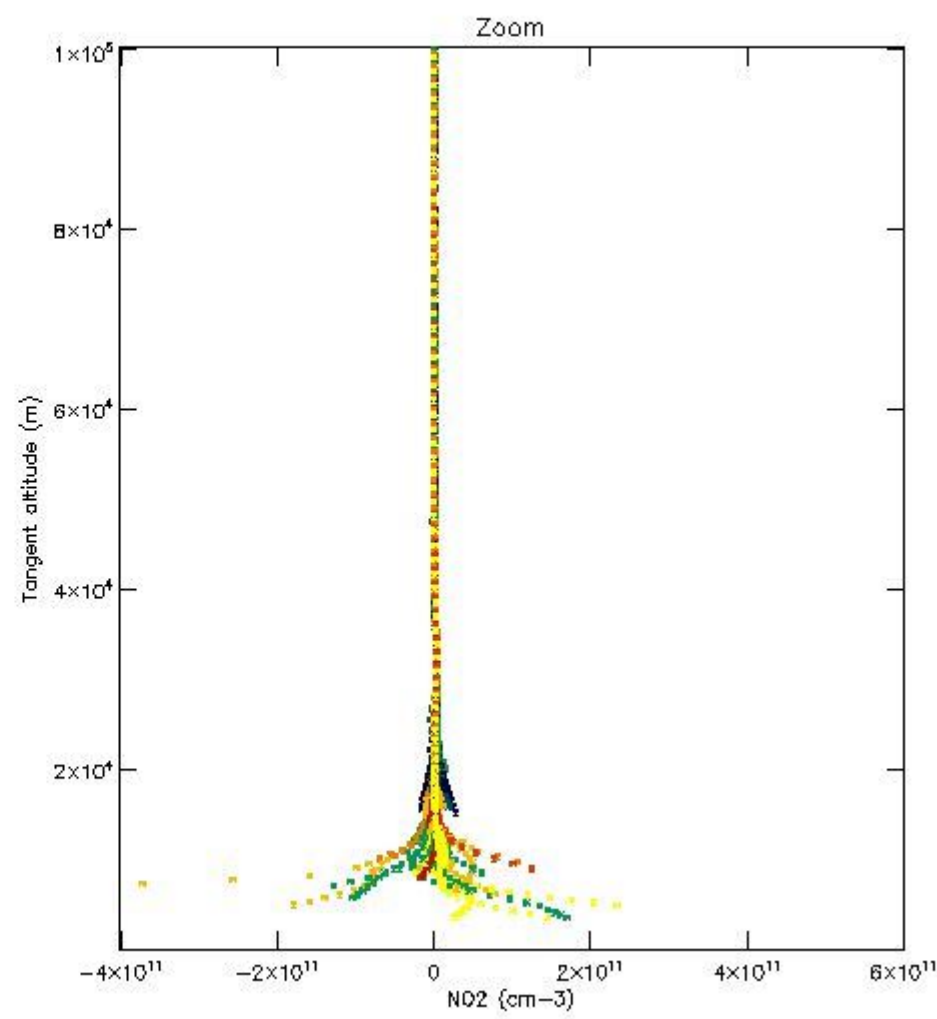
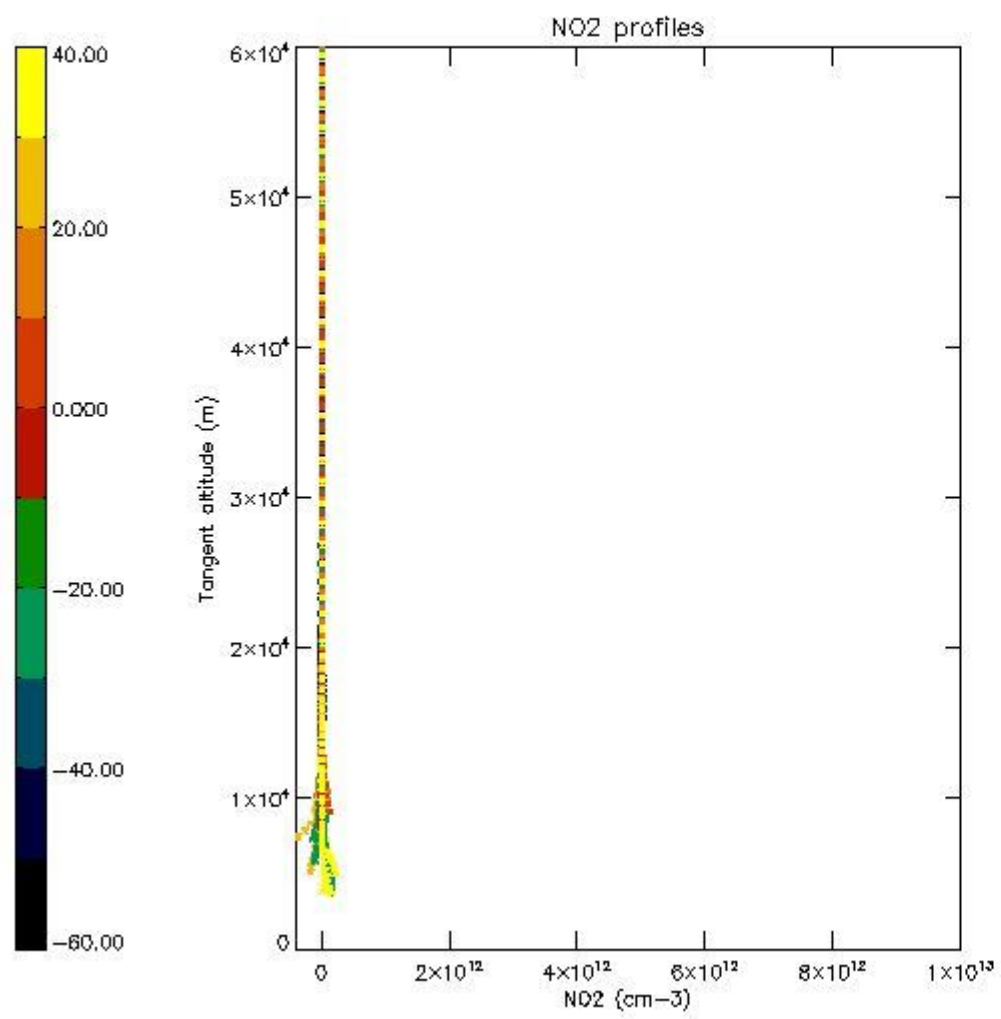
*5.5 Plot ozone profiles where STD < 5% (dark without errors)*

The colorbar represents the latitude.



*5.6 Plot NO<sub>2</sub> profiles for all STD (dark without errors)*

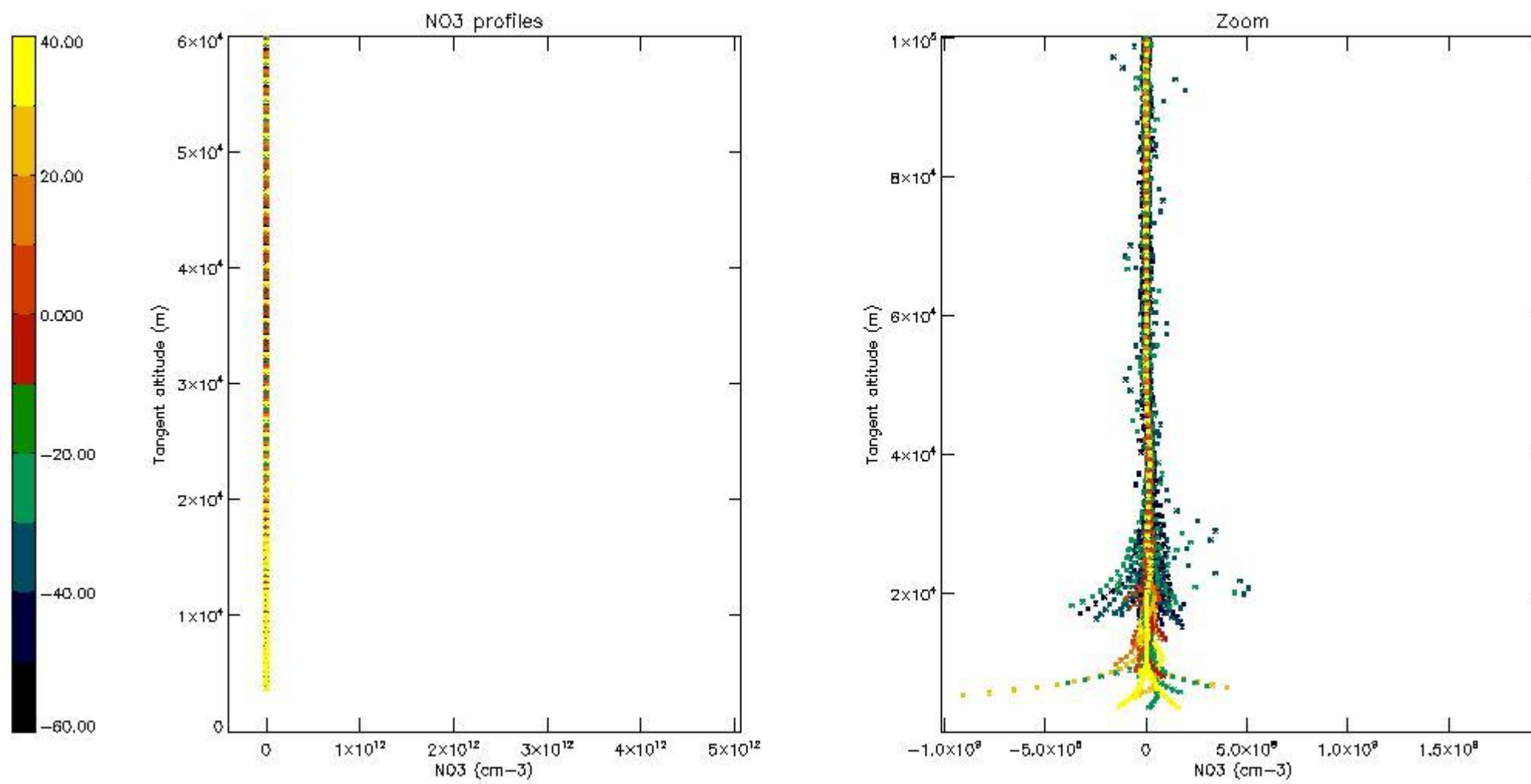
The colorbar represents the latitude.



*5.7 Plot NO3 profiles for all STD (dark without errors)*

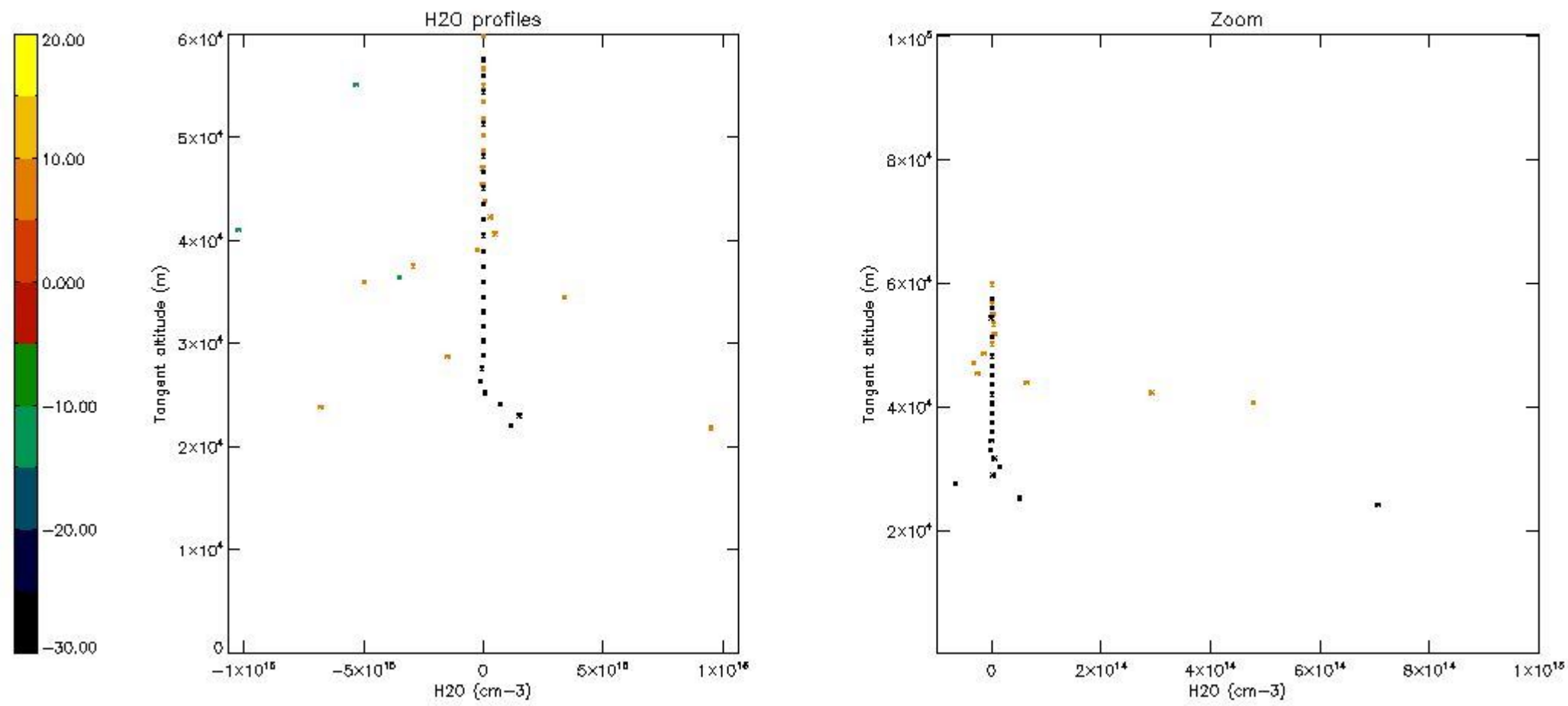
The colorbar represents the latitude.





*5.8 Plot H2O profiles for all STD (only for occultations of stars 1,2,3,4,13,14,16,26,63 dark without errors)*

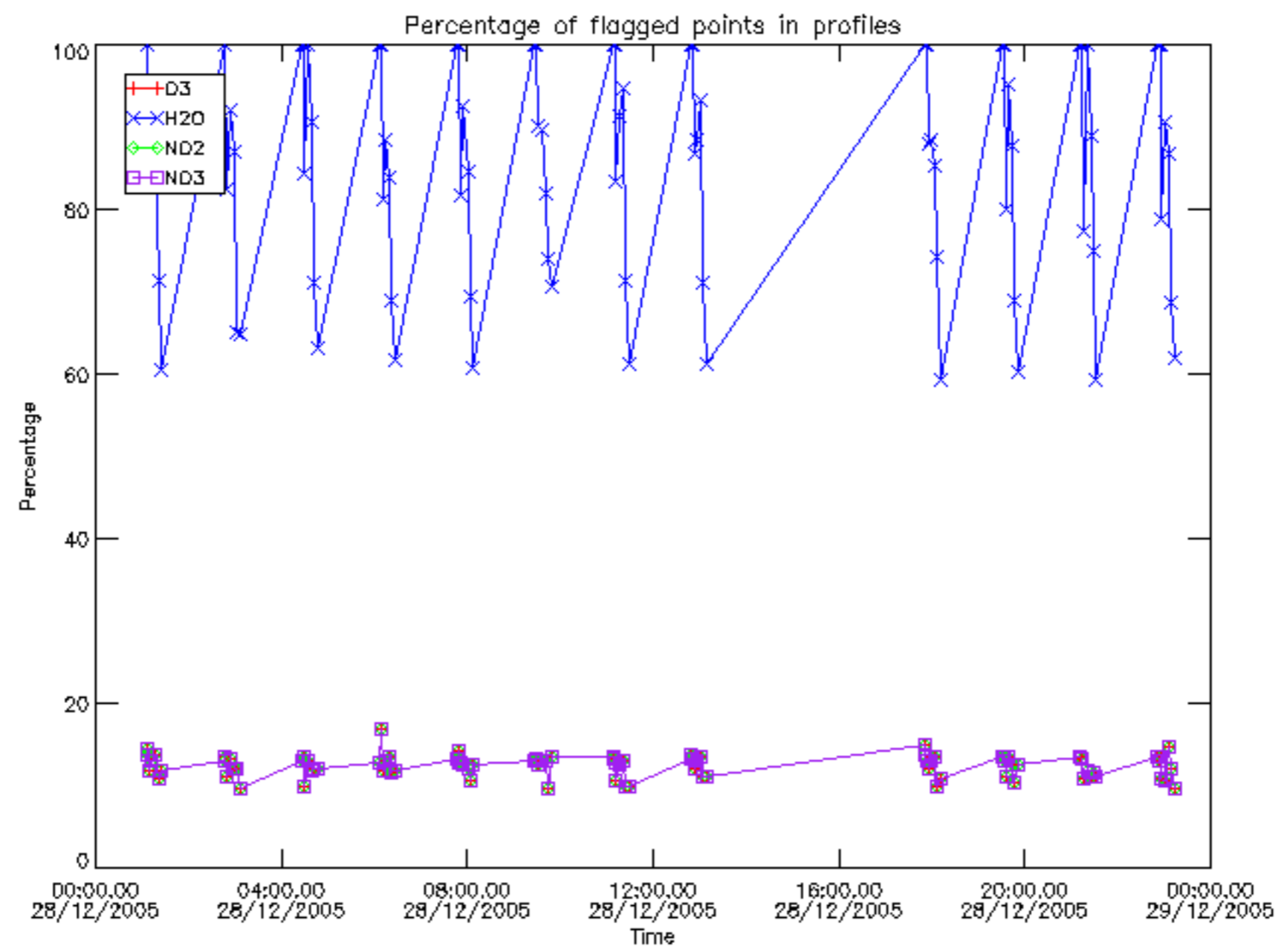
The colorbar represents the latitude.



## 6. Auxiliary Data Files used for the production reported in section 2

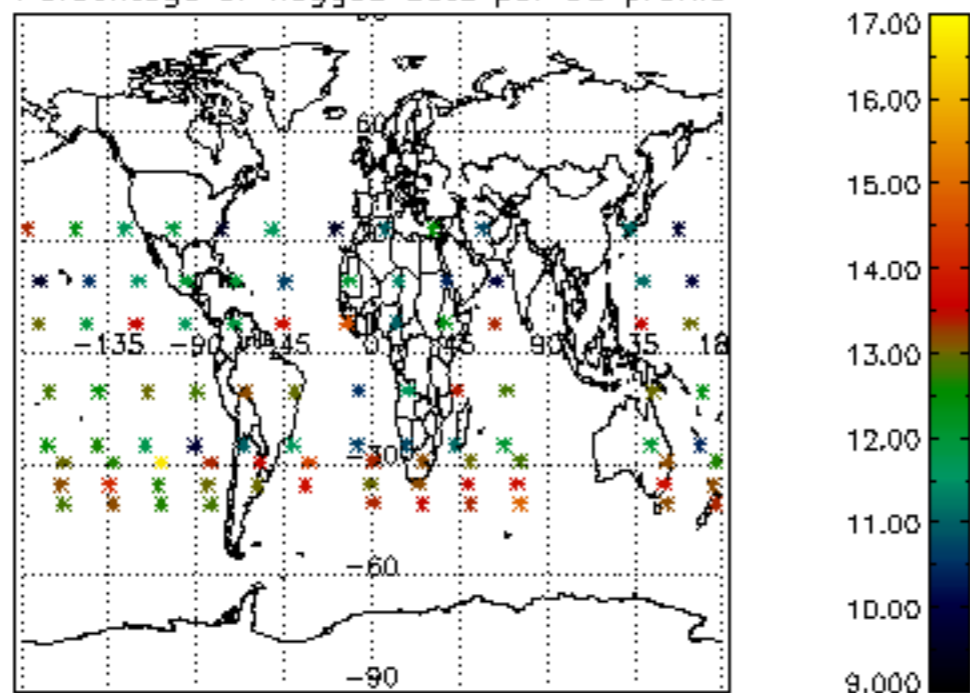
The number reported in the third column indicates since which file (see list in section 2) the corresponding auxiliary file has been used. The fourth column is the date of those product files.

Type	Auxiliary Filename	Used since product	Used since product date
INST_PHYS_CHARACTERISTICS	GOM_INS_AXVIEC20091111_143220_20030716_120000_20500101_000000	1	28-DEC-2005 00:02:12
LEVEL-2_PROC_CONFIG	GOM_PR2_AXVIEC20091111_152718_20020301_000000_20500101_000000	1	28-DEC-2005 00:02:12
CROSS_SECTIONS_FILE	GOM_CRS_AXVIEC20091111_154832_20020301_000000_20500101_000000	1	28-DEC-2005 00:02:12

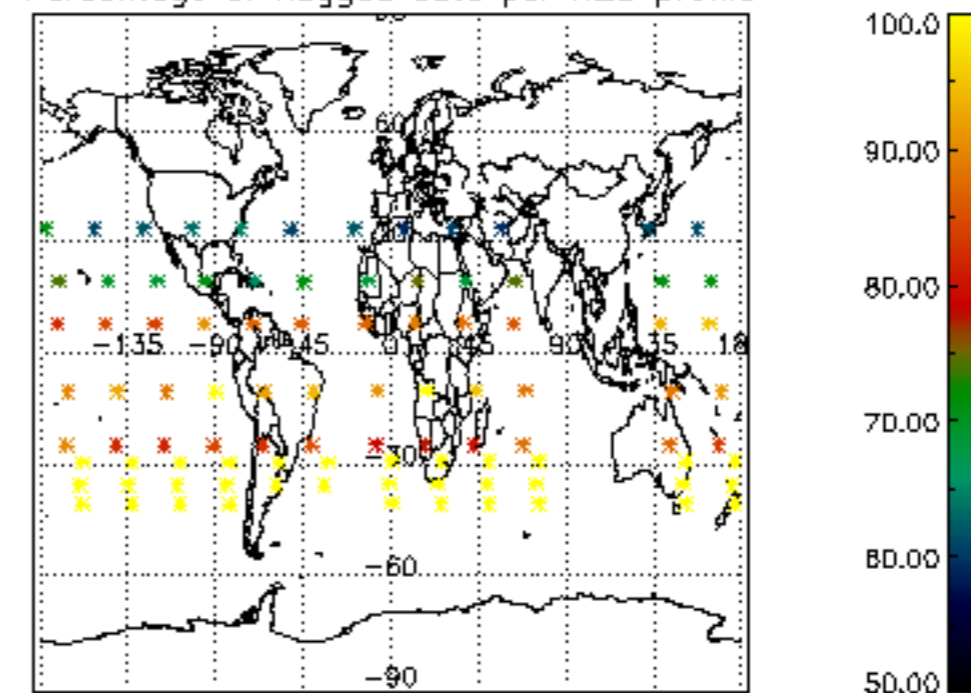




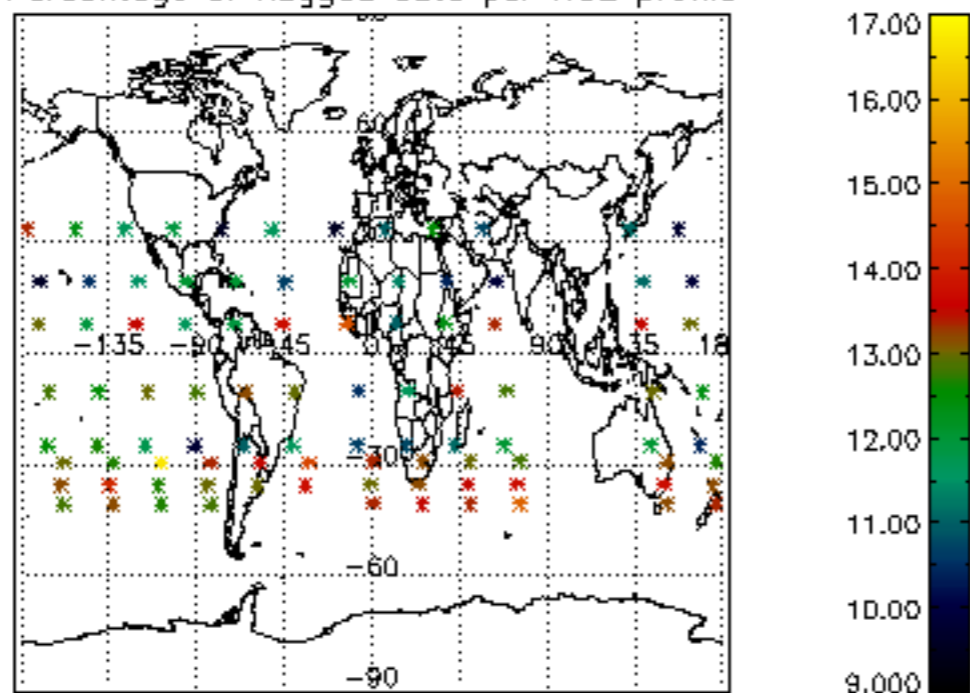
Percentage of flagged data per D3 profile



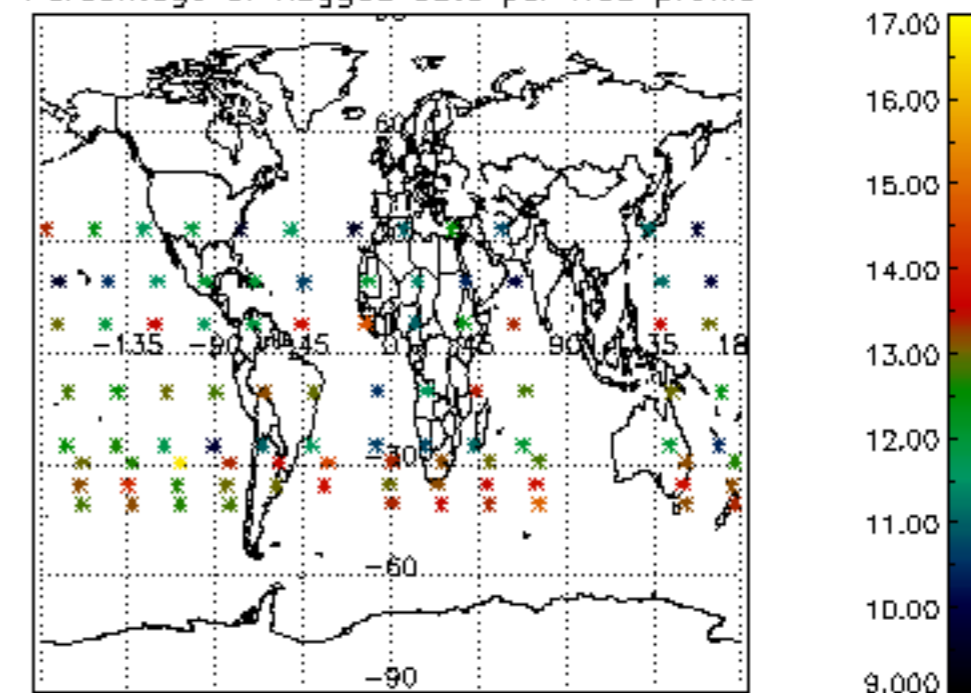
Percentage of flagged data per H2O profile

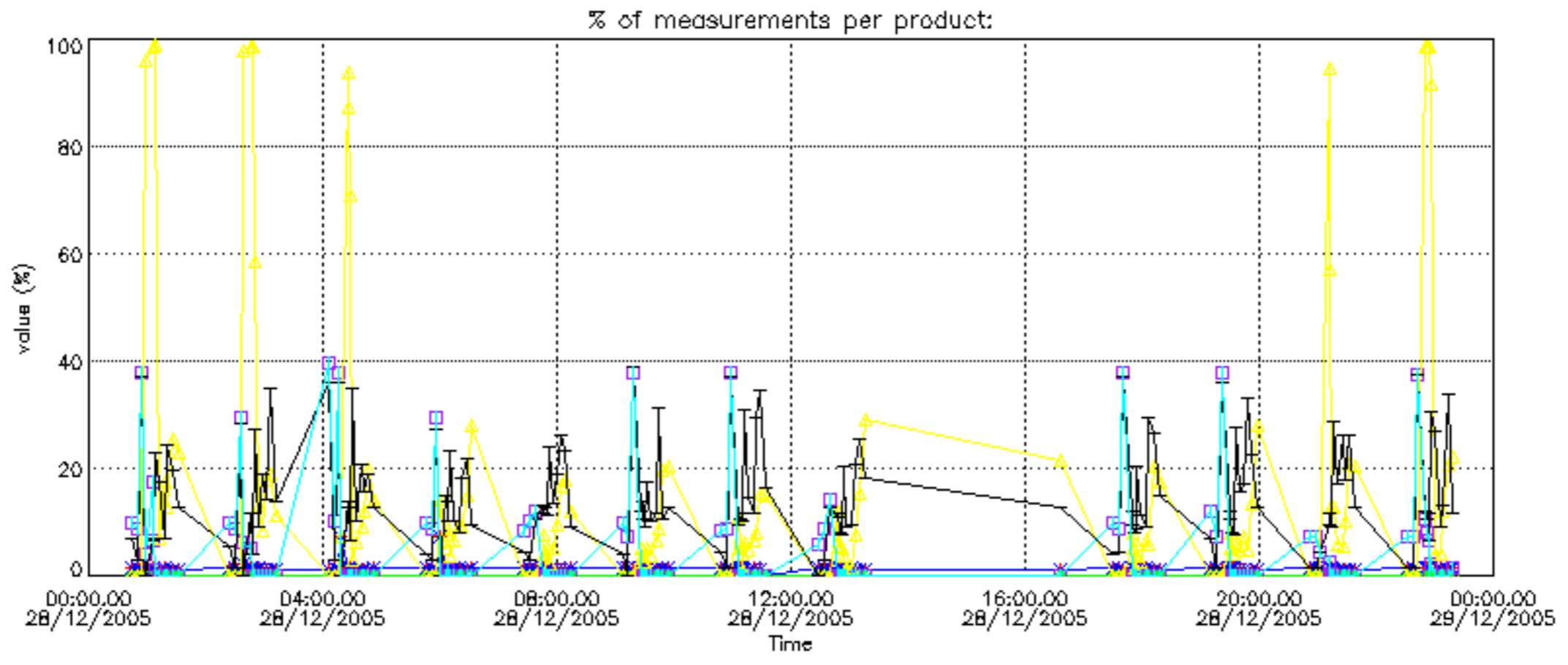


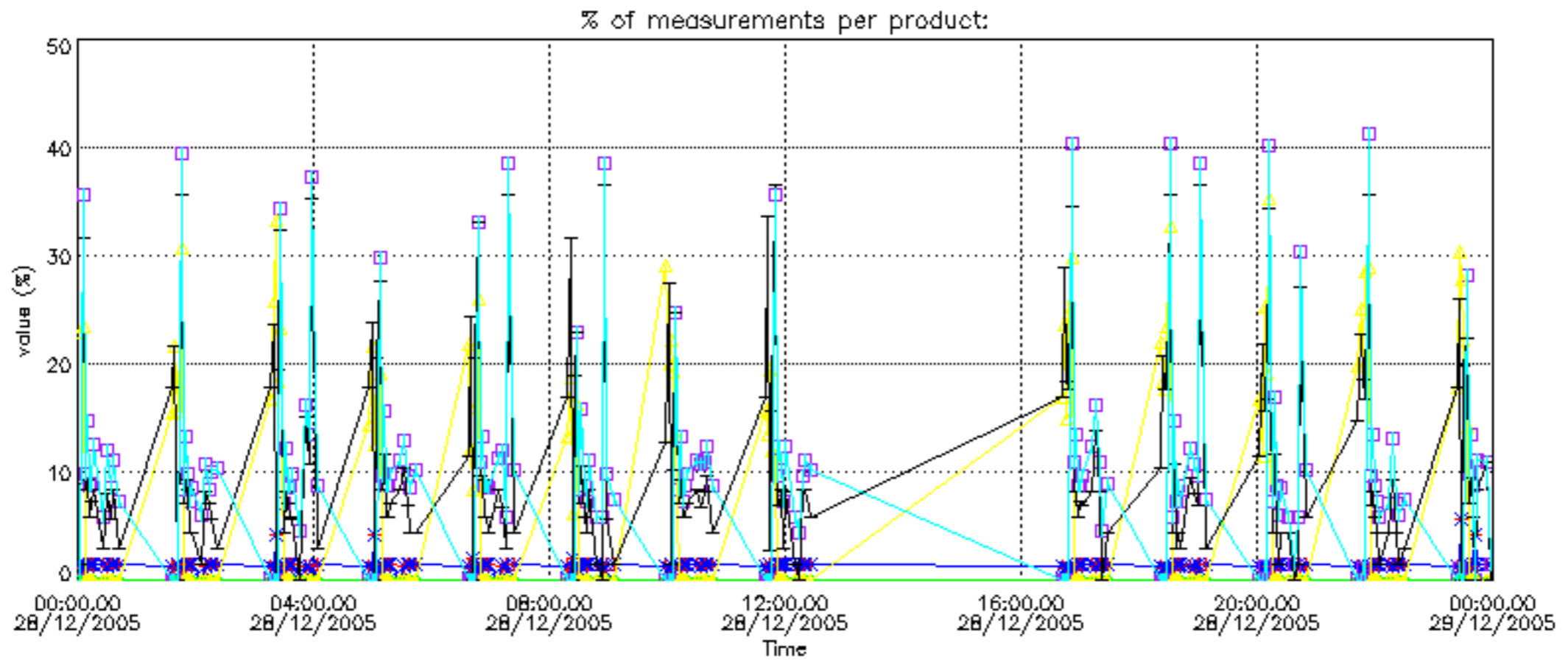
Percentage of flagged data per NO2 profile



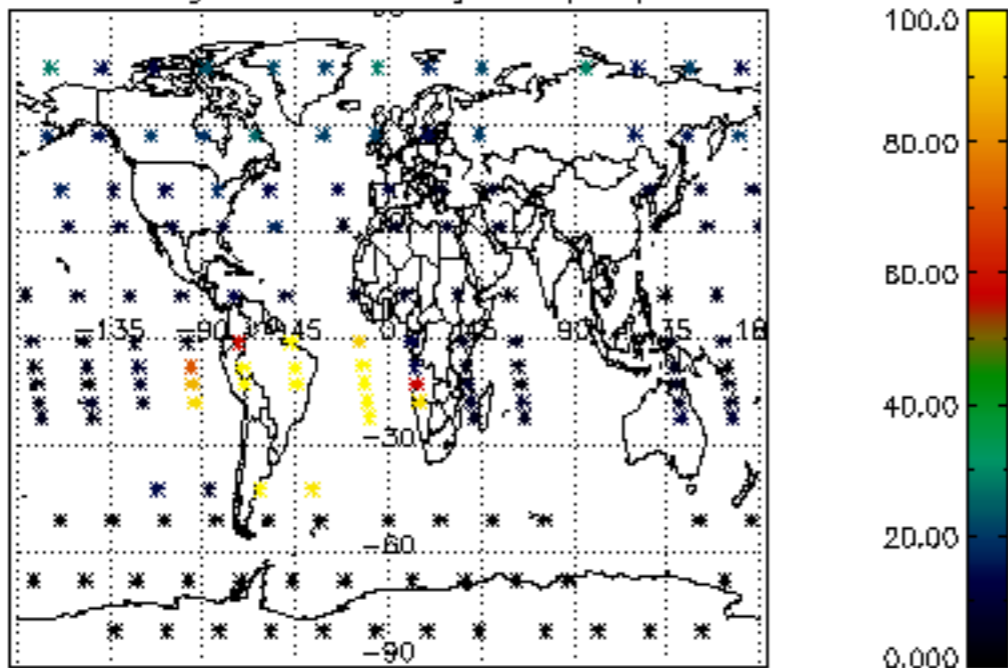
Percentage of flagged data per NO3 profile



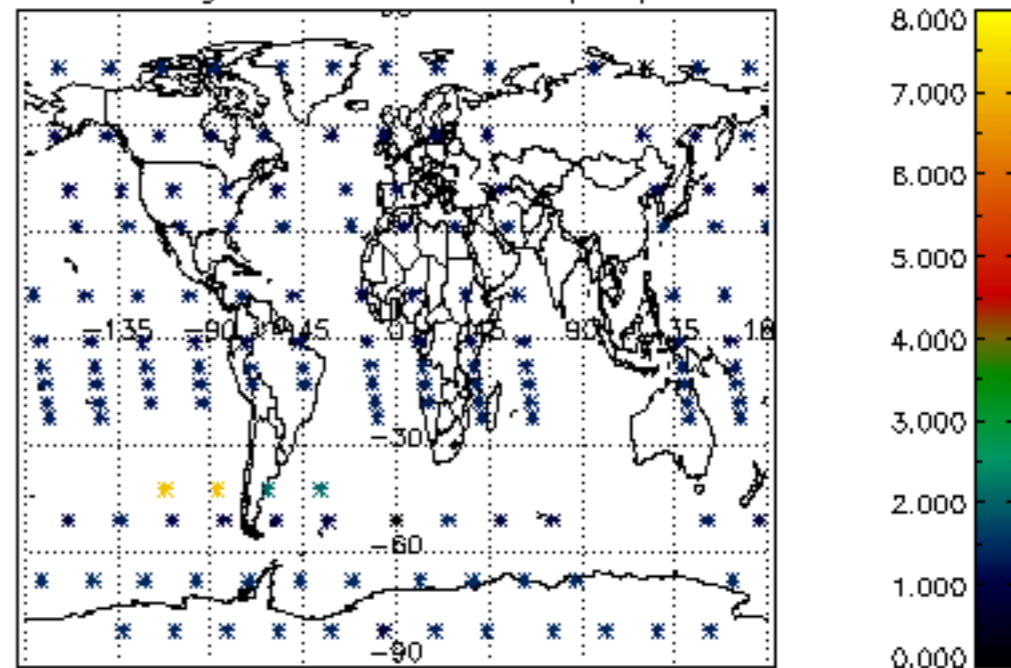




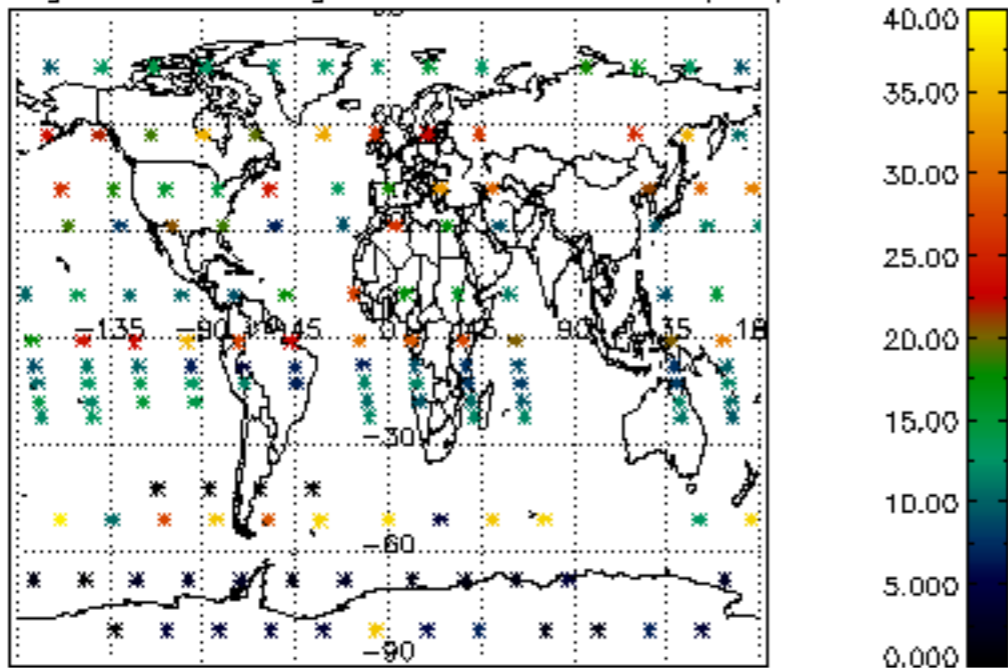
Percentage of cosmic ray hits per profile



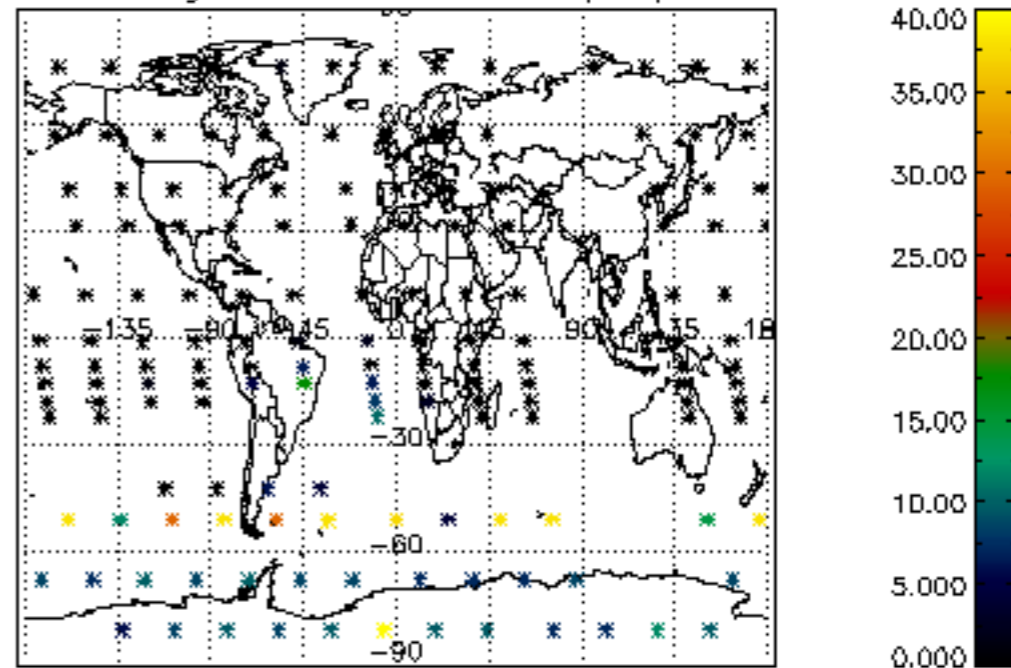
Percentage of datation errors per profile



Percentage of star falling outside central band per profile

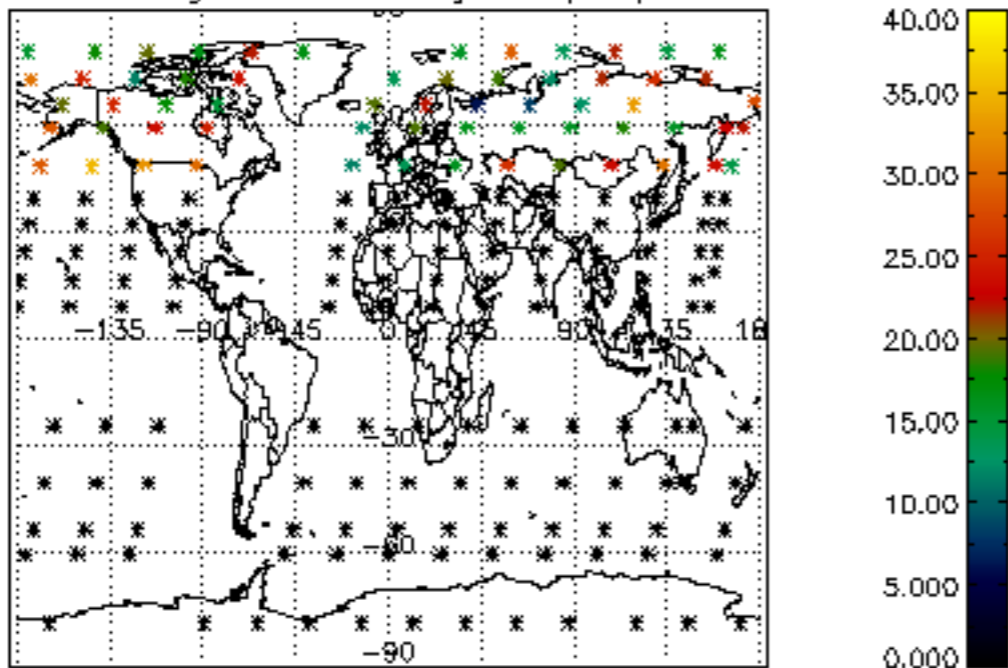


Percentage of saturation errors per profile

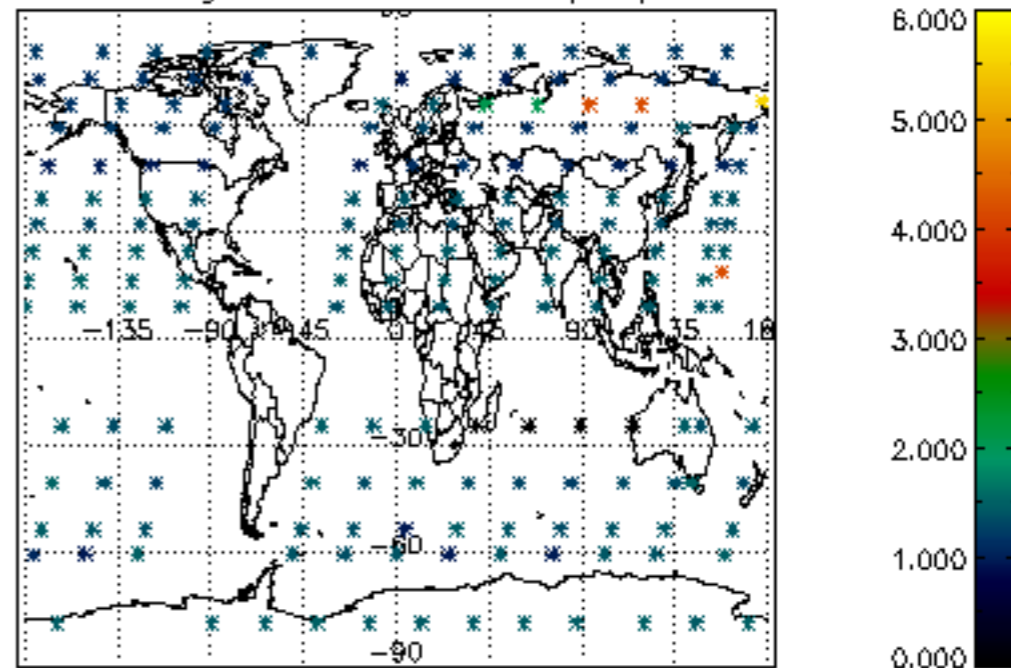




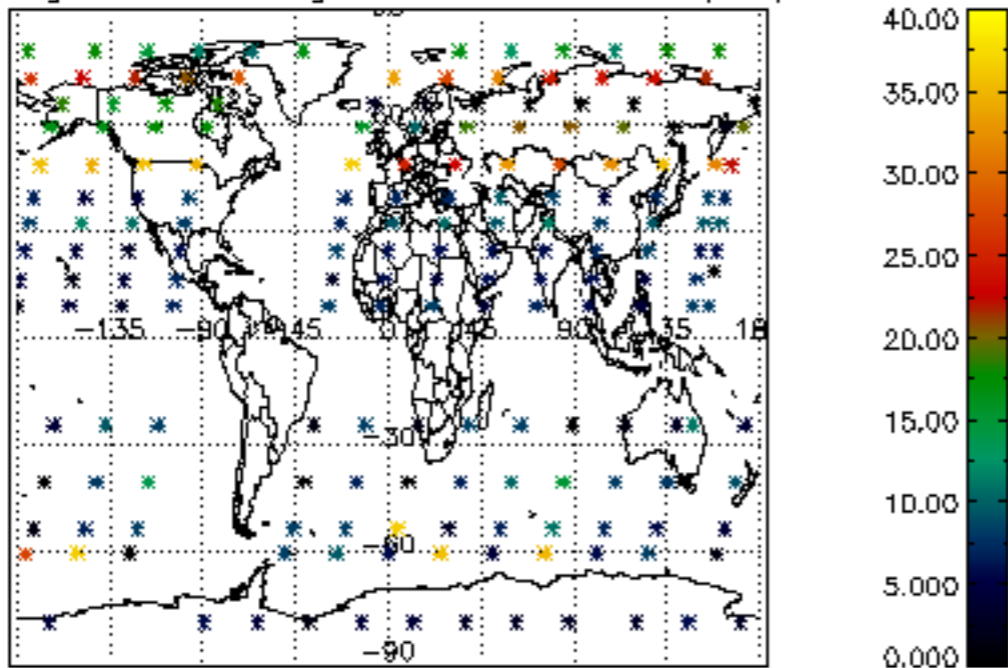
Percentage of cosmic ray hits per profile



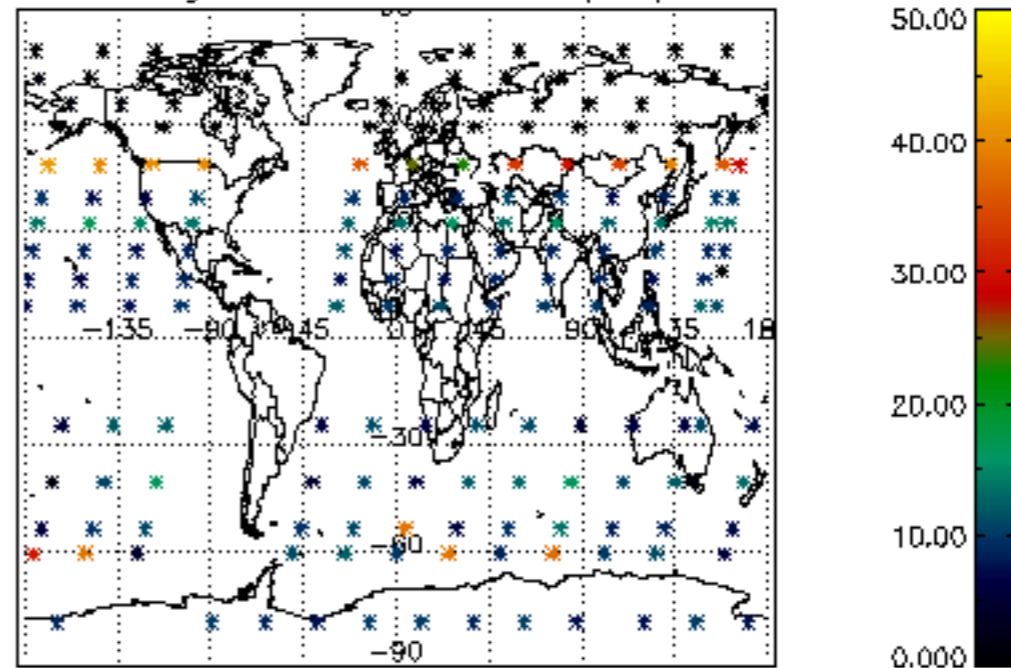
Percentage of datation errors per profile

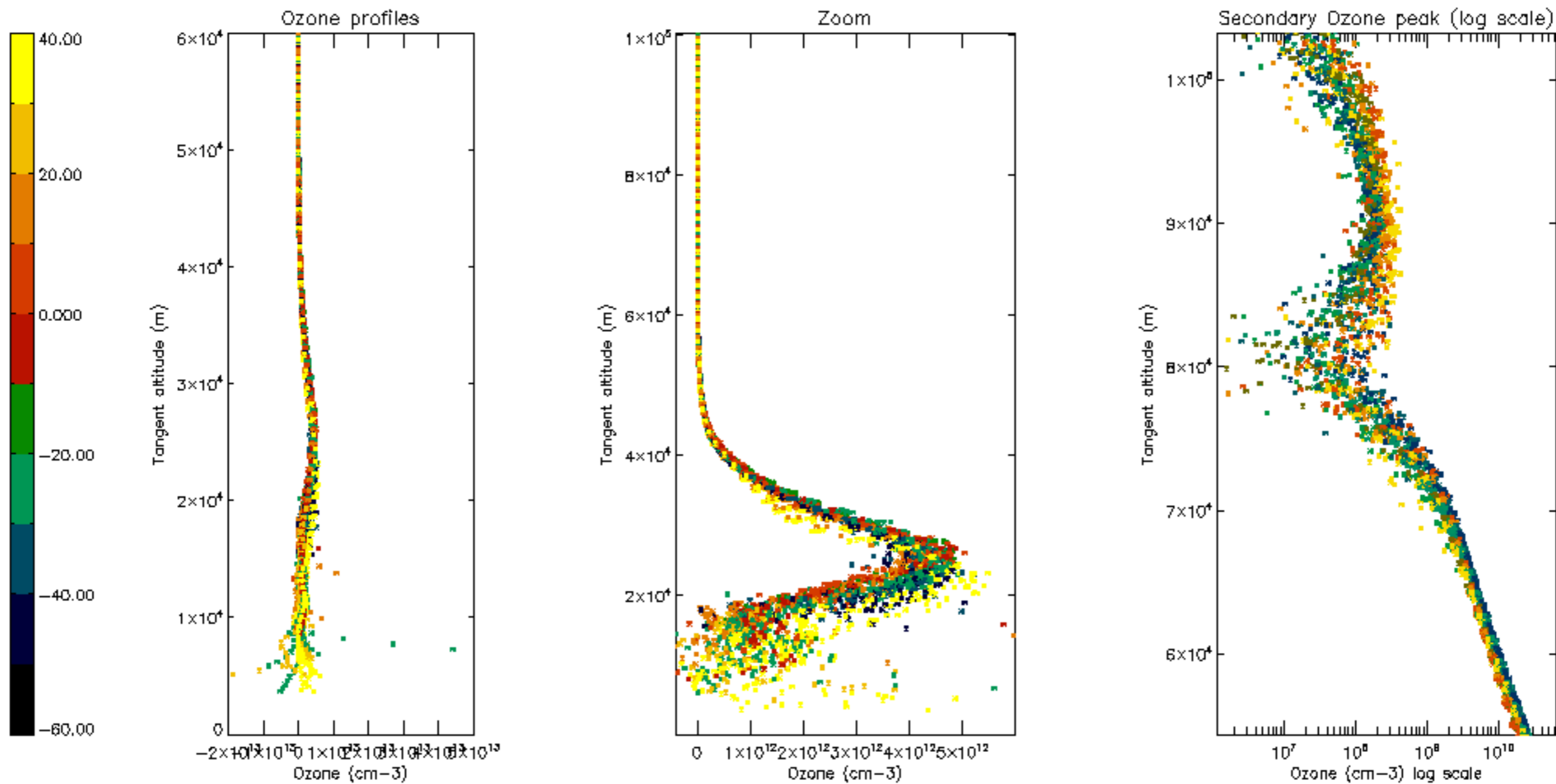


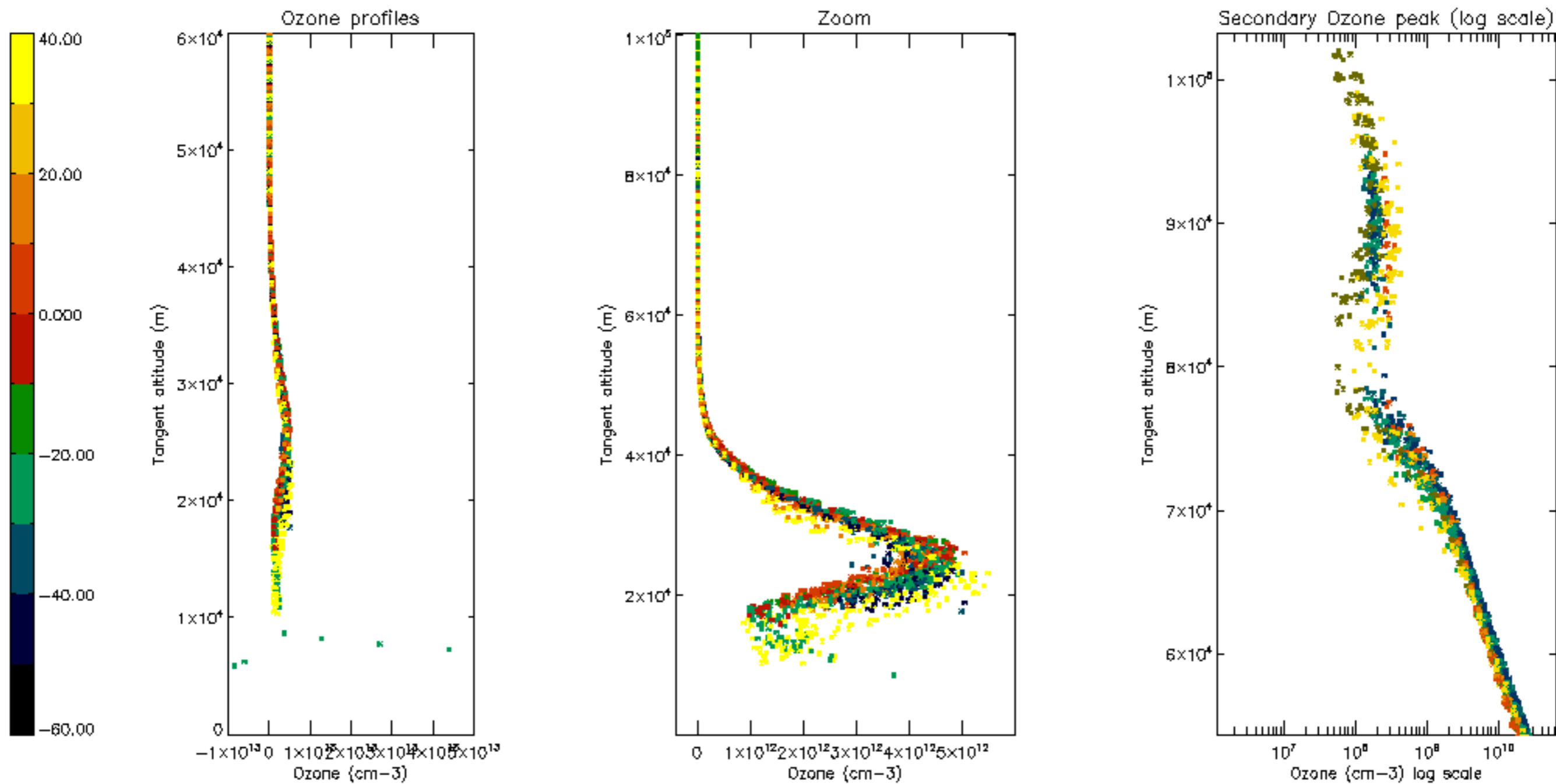
Percentage of star falling outside central band per profile

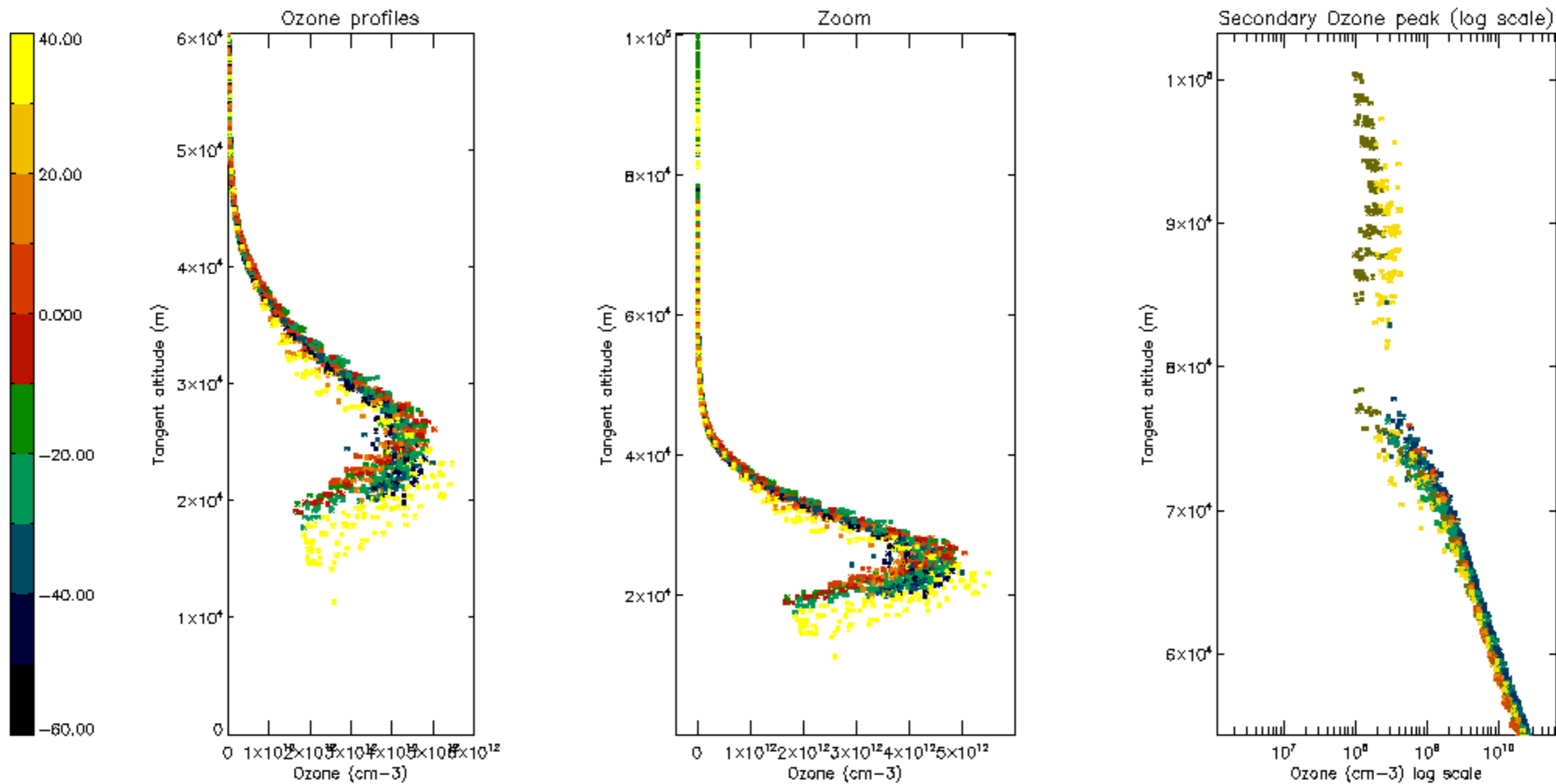


Percentage of saturation errors per profile

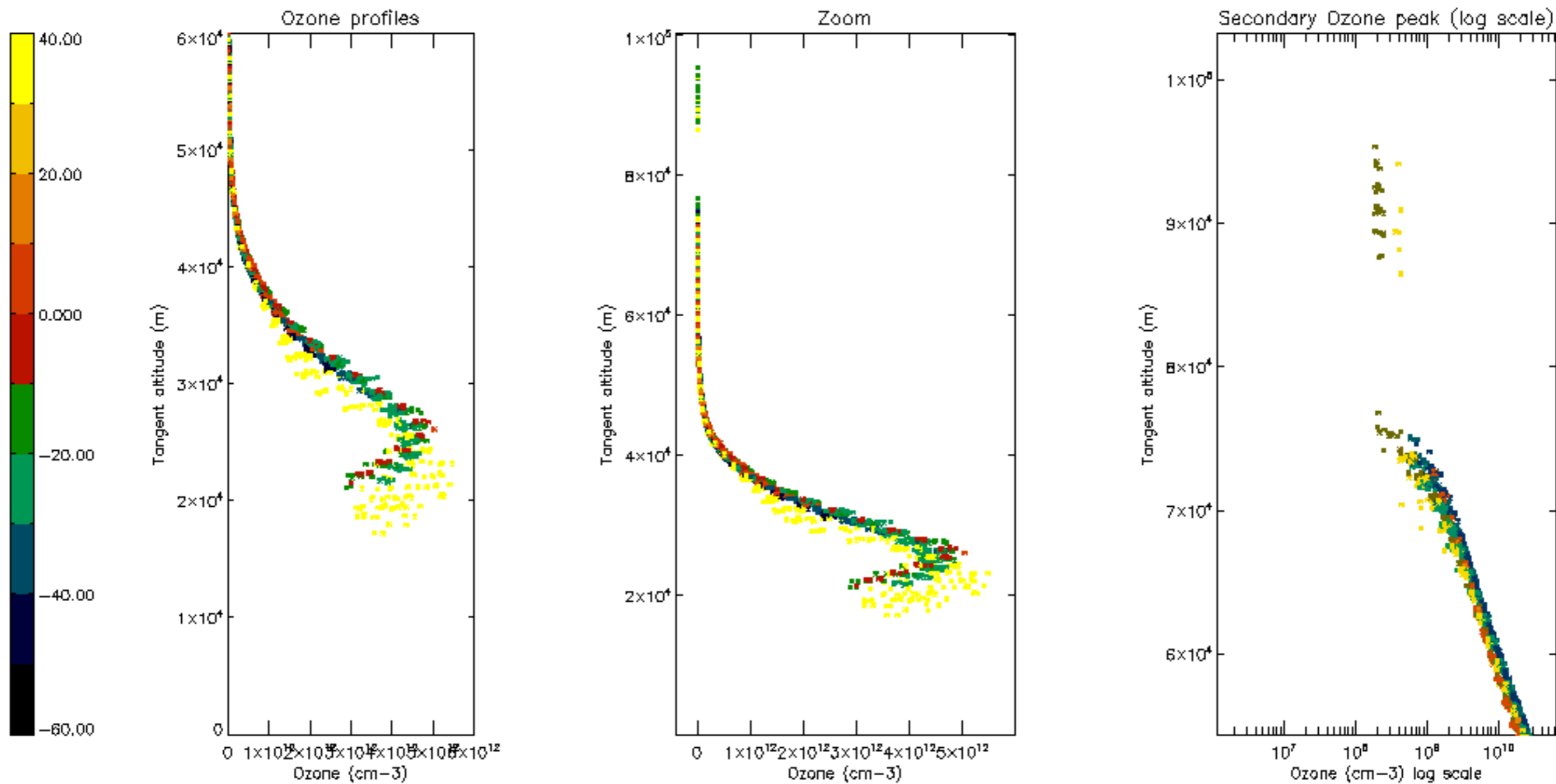


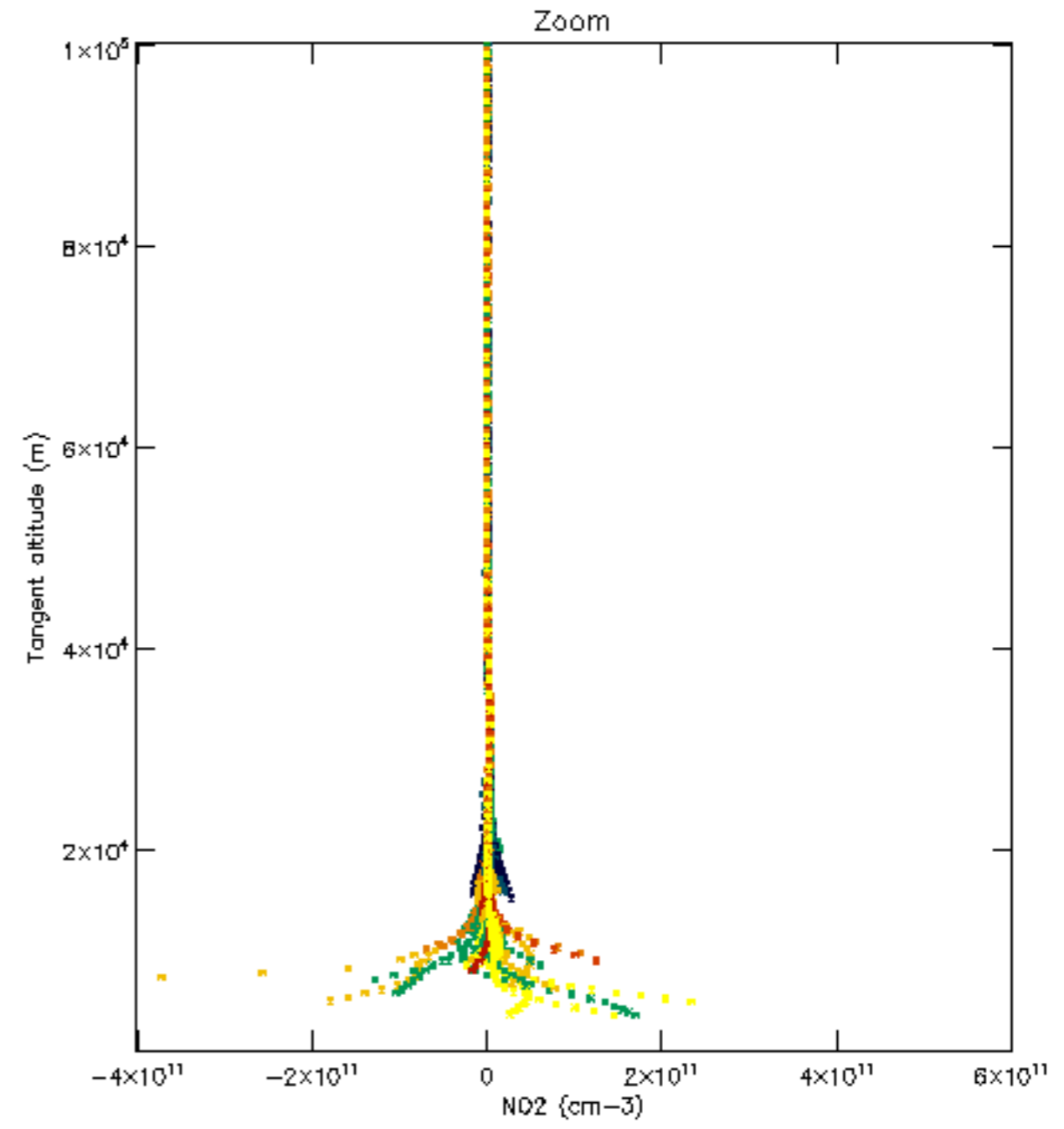
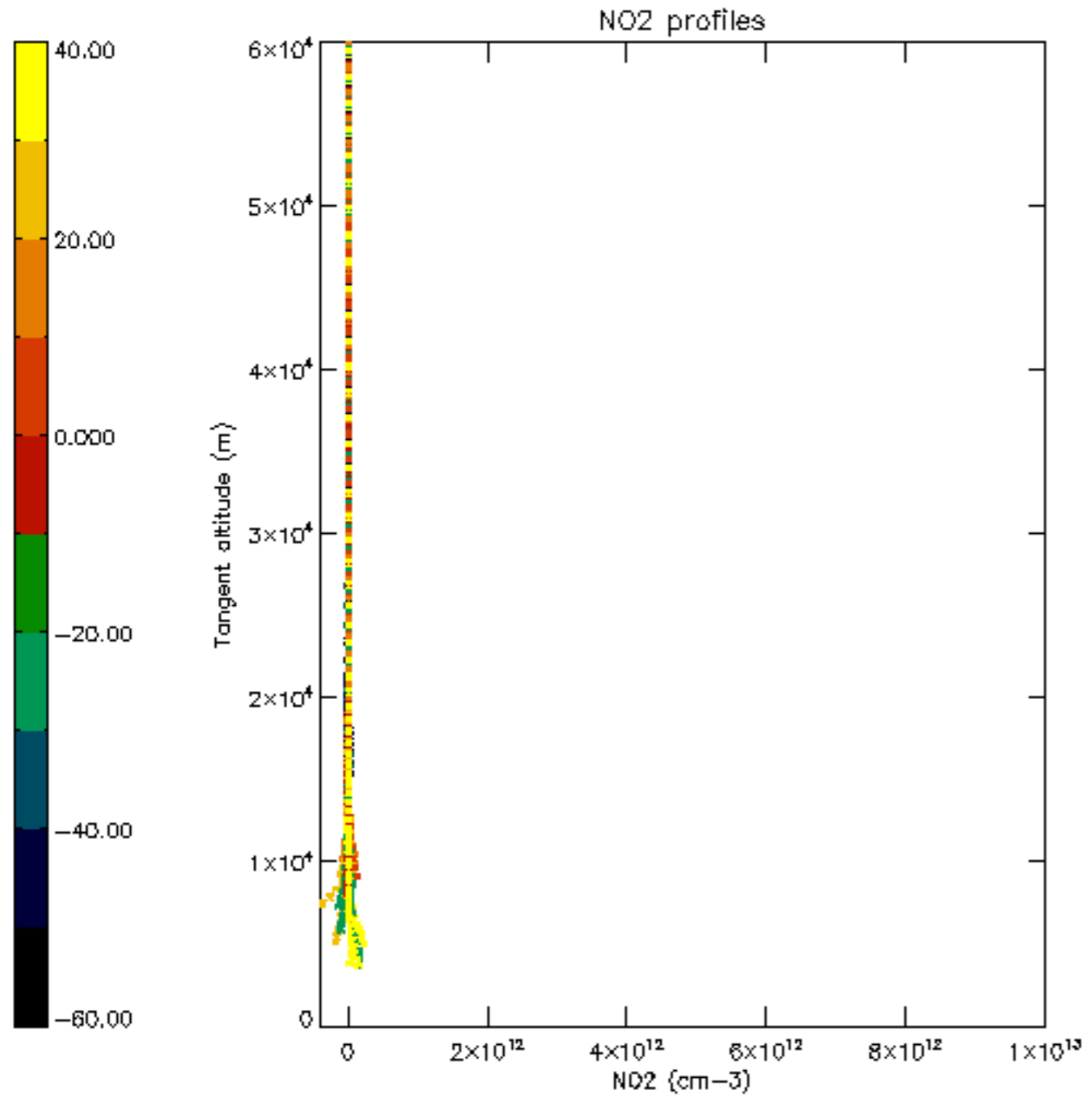


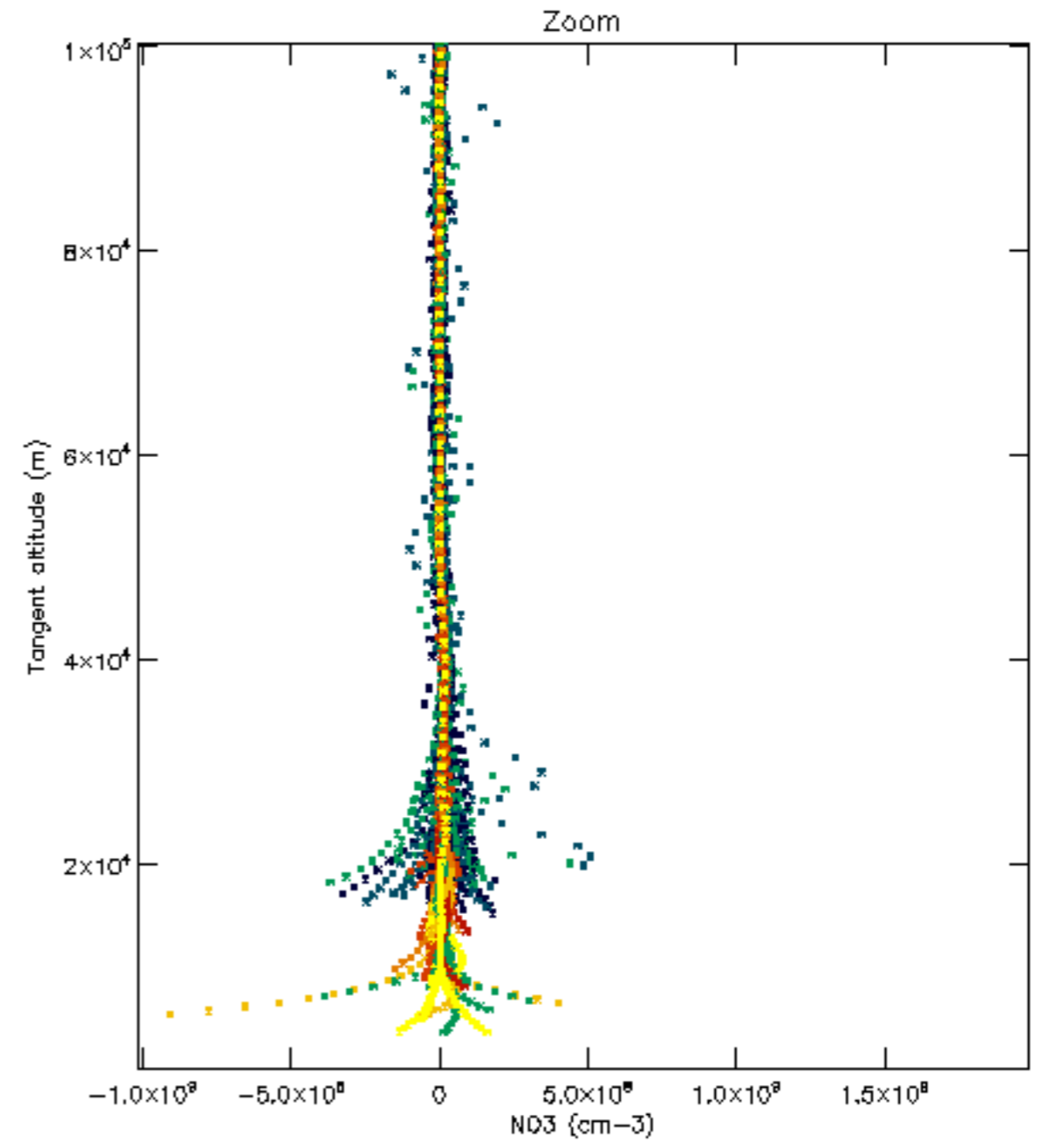
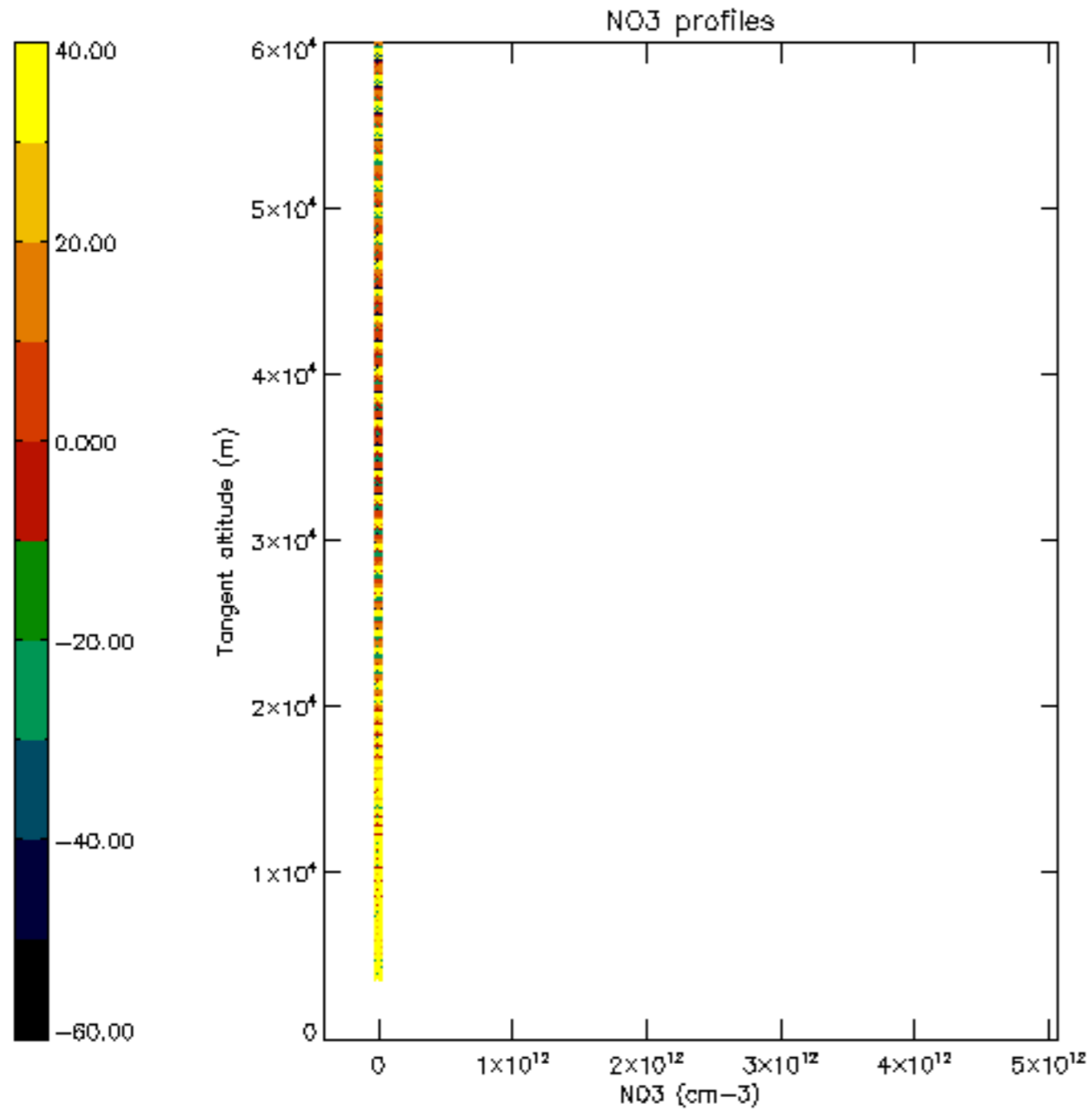


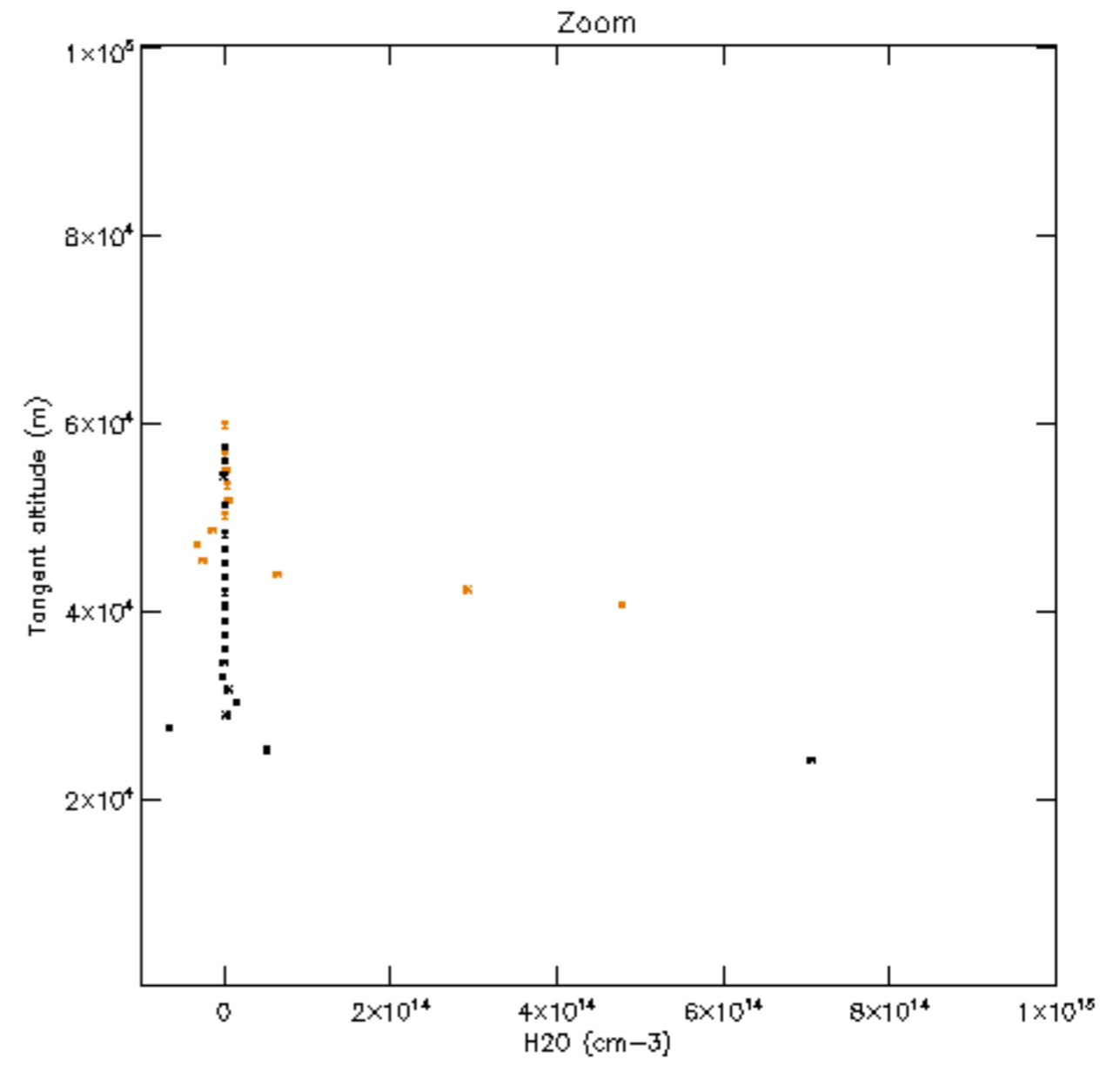
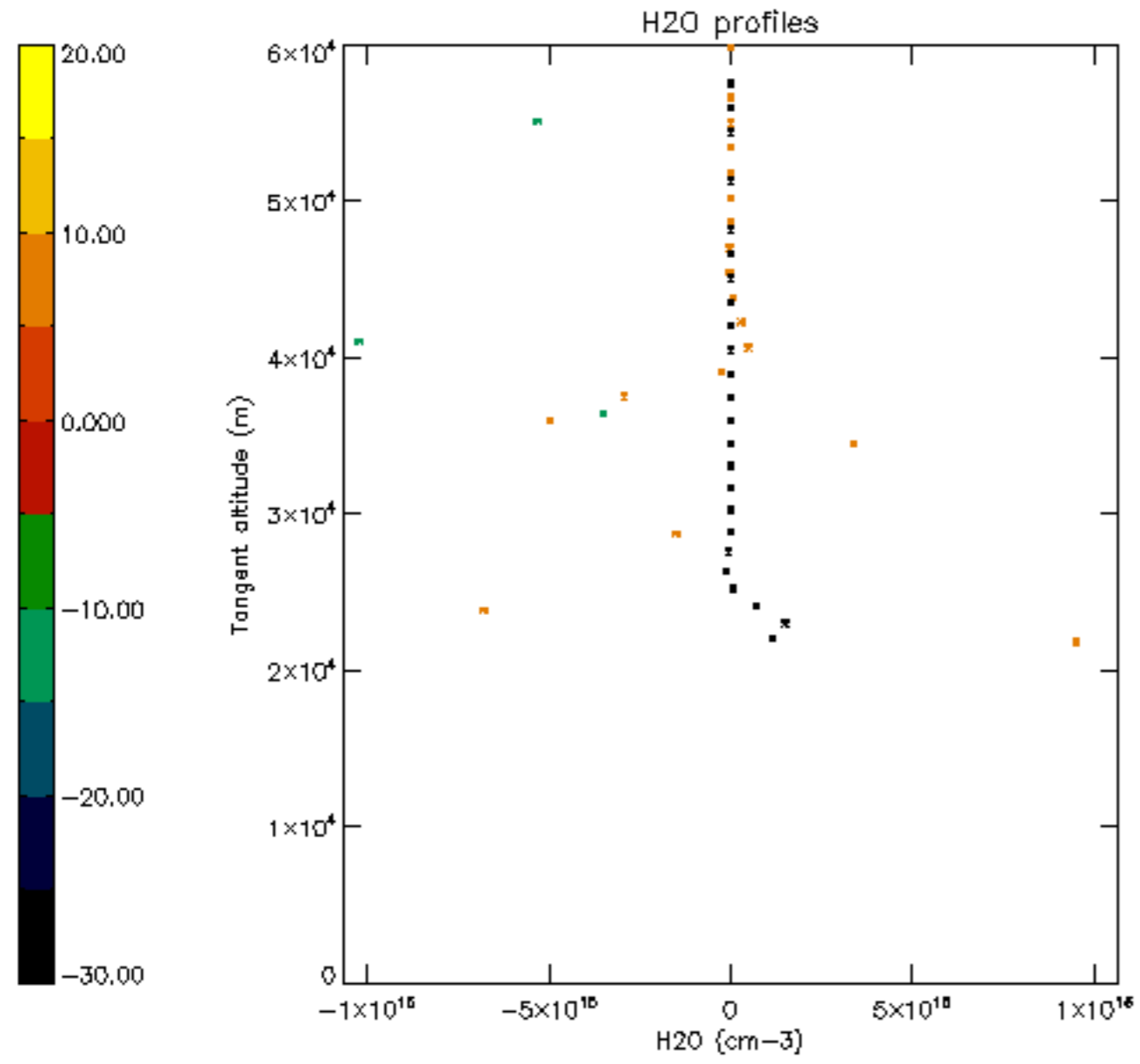




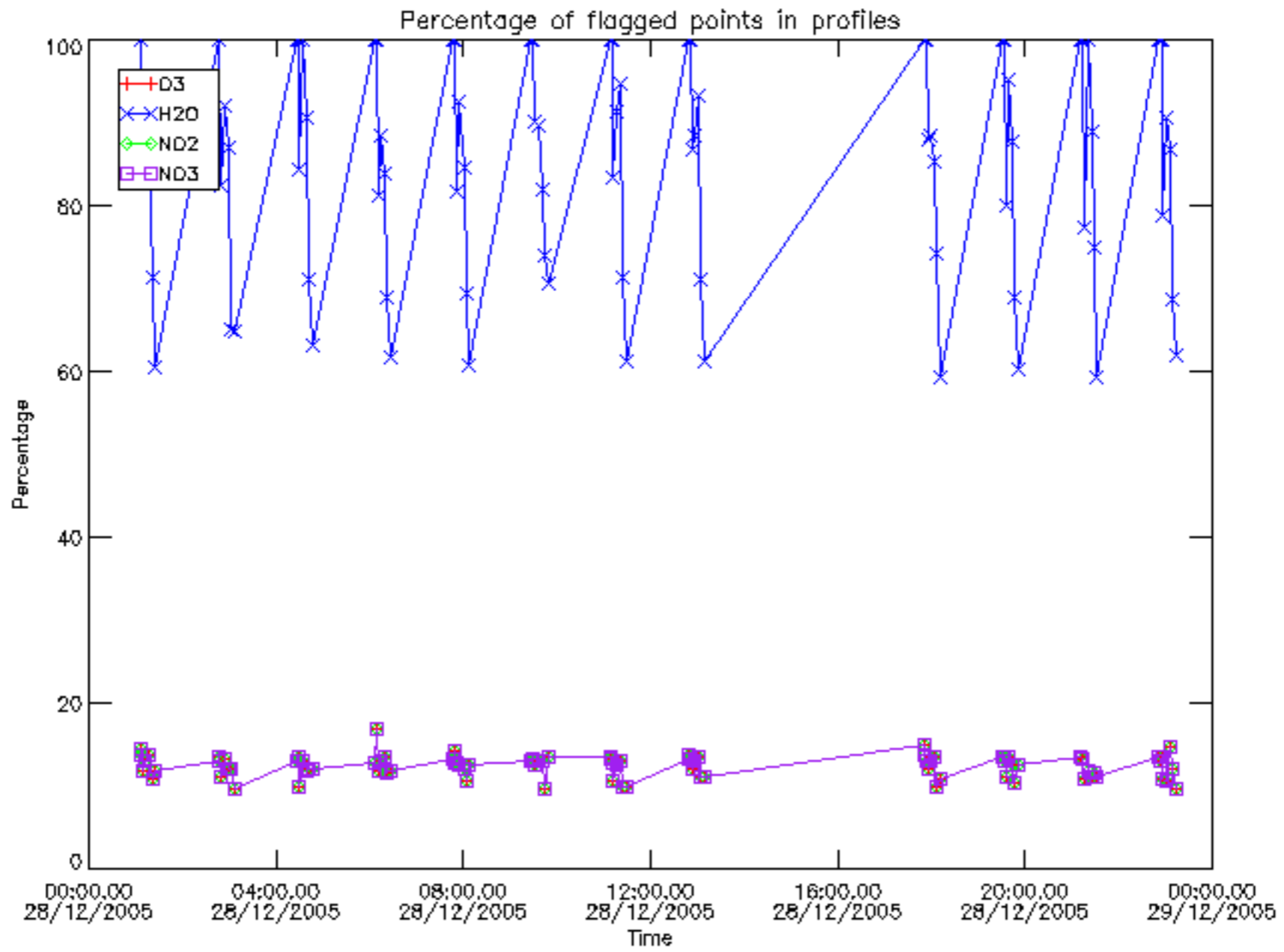




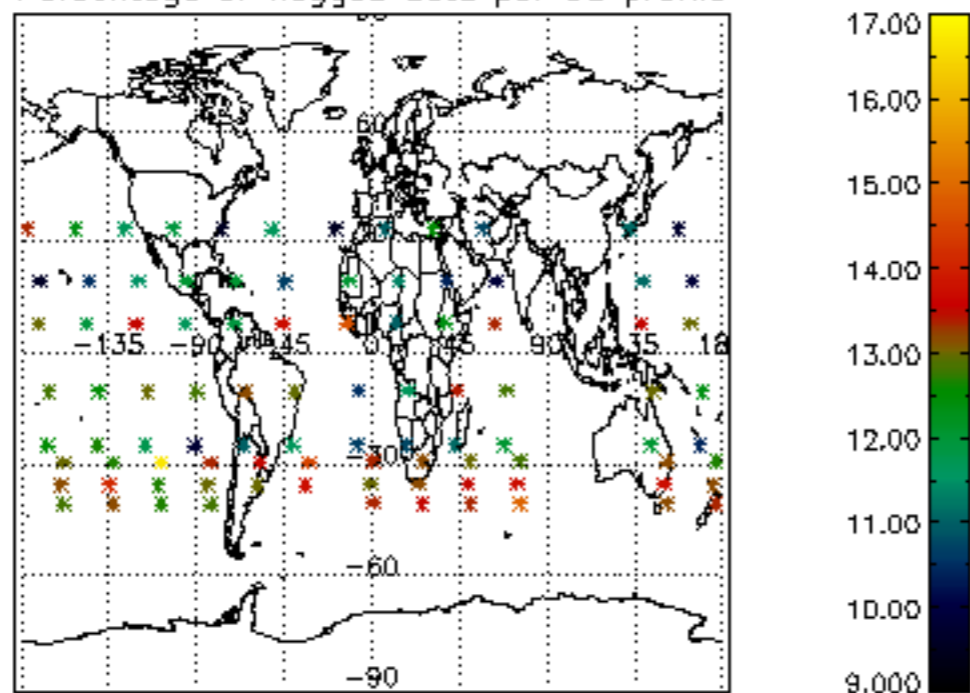




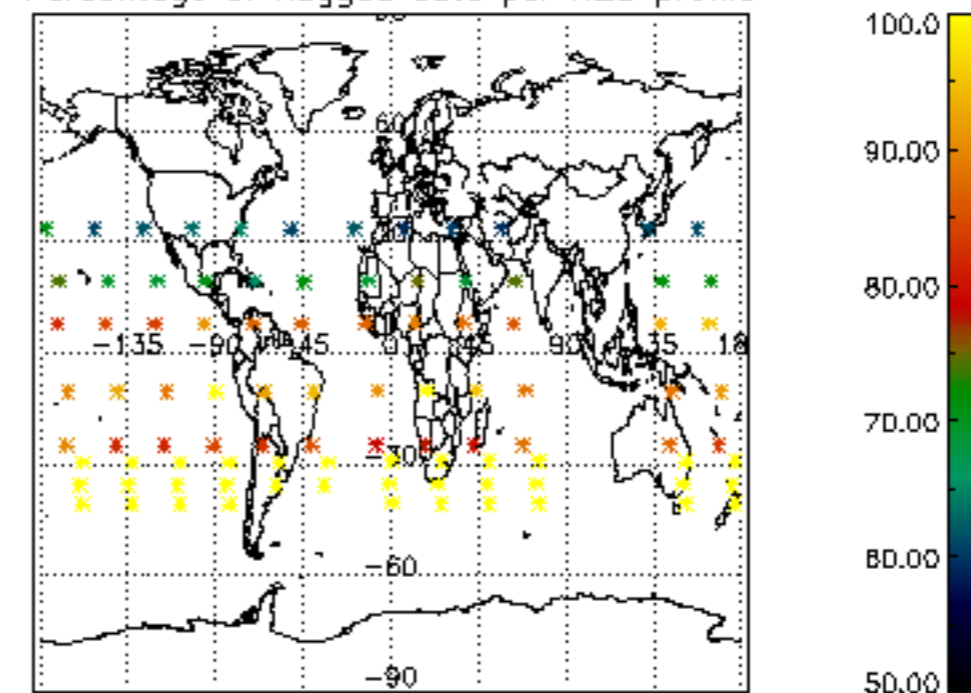




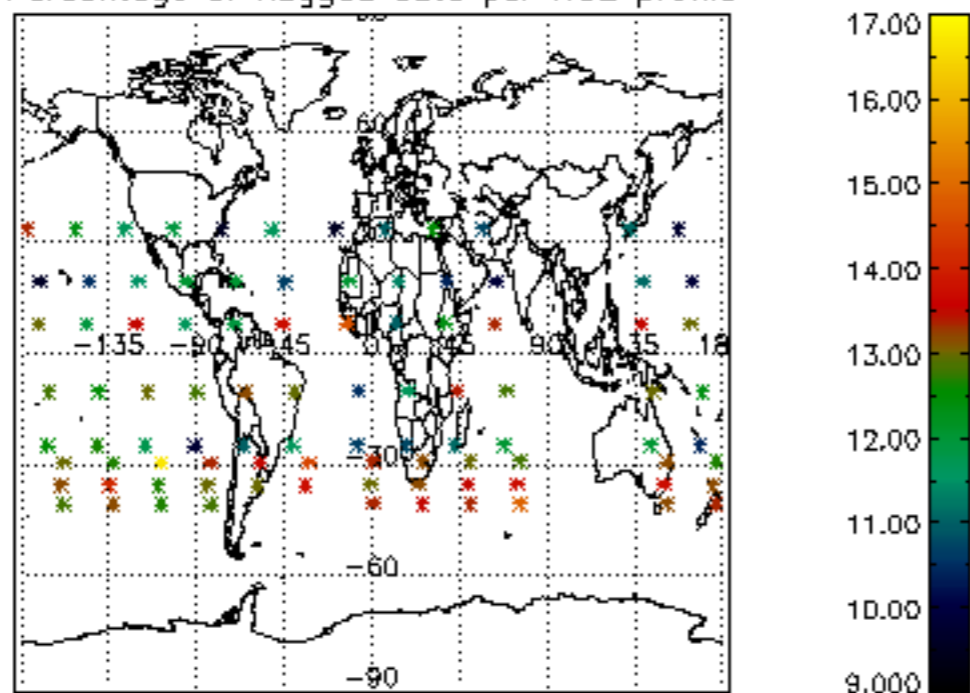
Percentage of flagged data per D3 profile



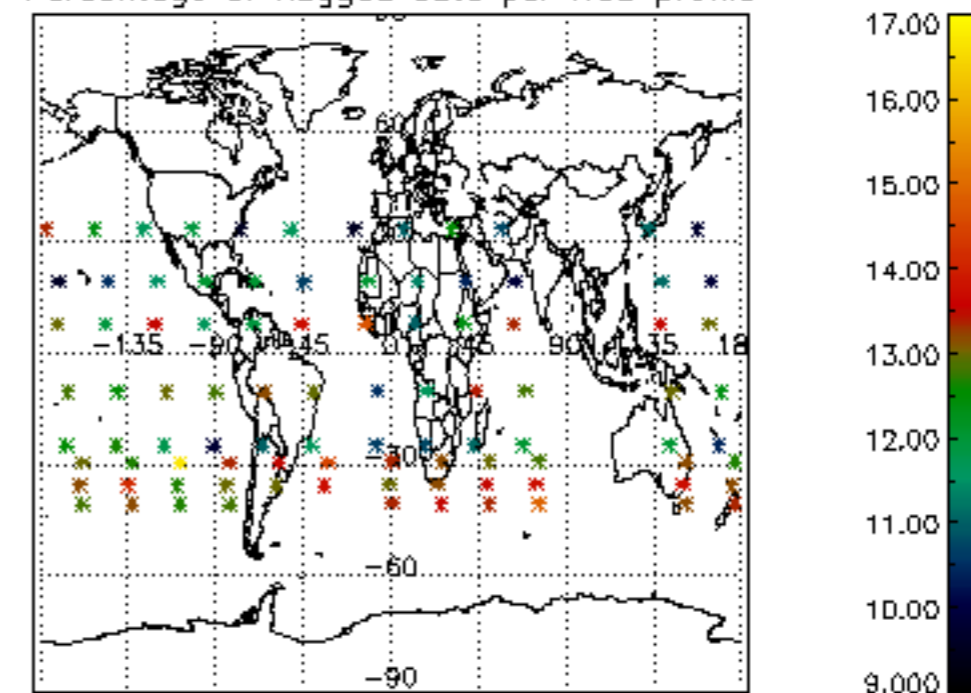
Percentage of flagged data per H2O profile

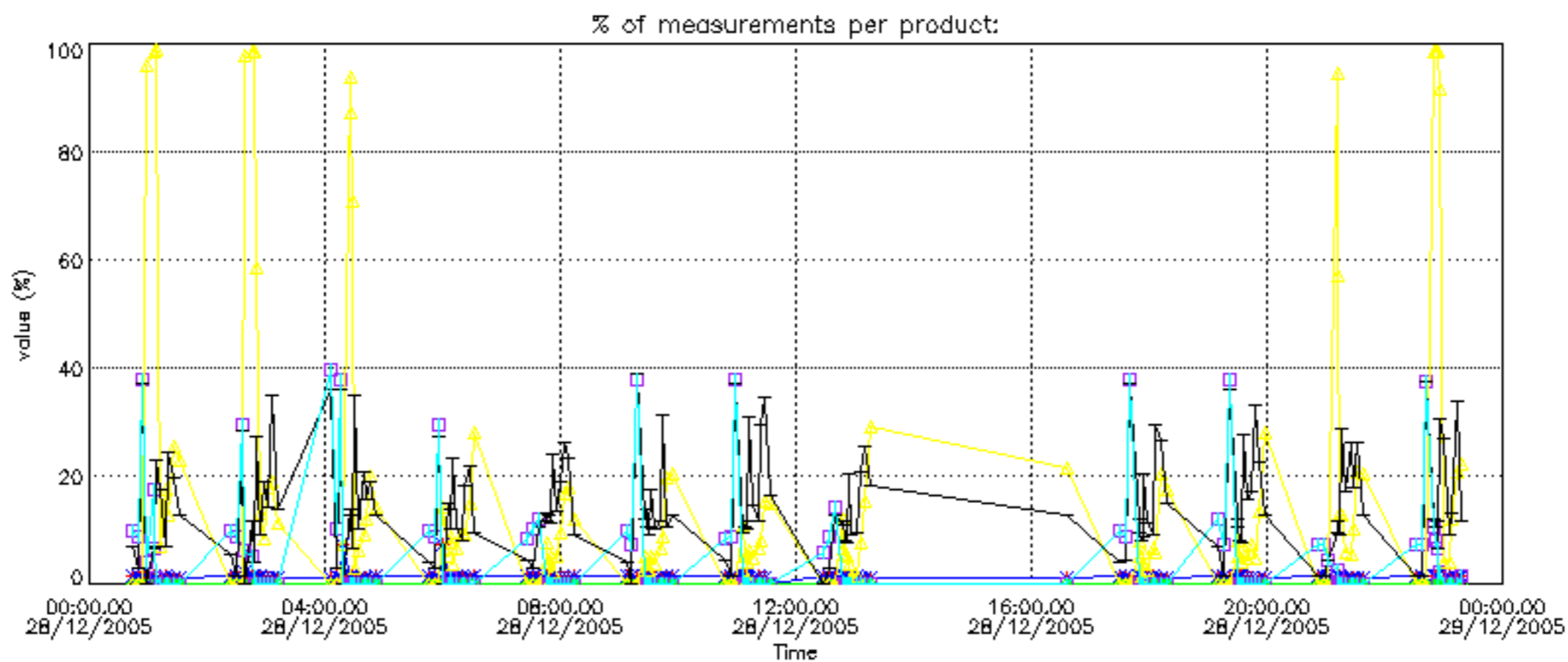


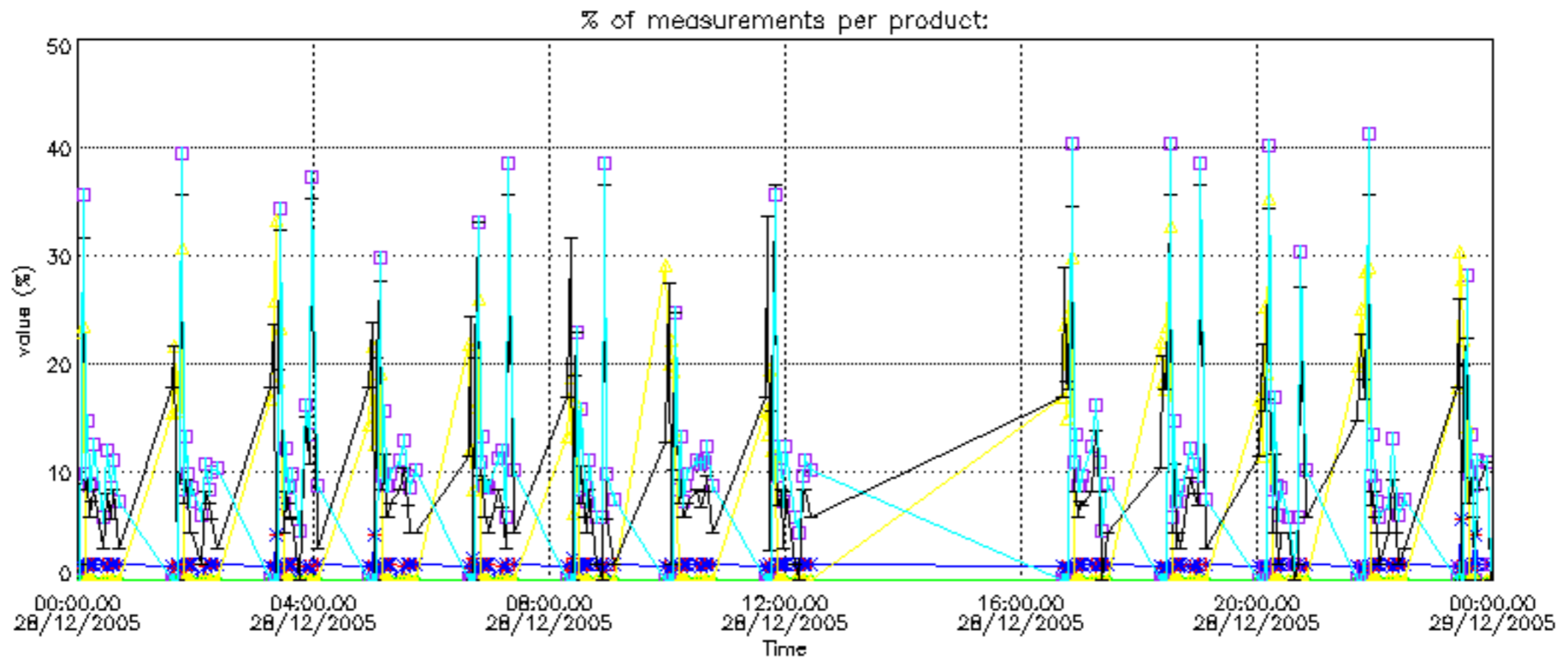
Percentage of flagged data per NO2 profile



Percentage of flagged data per NO3 profile

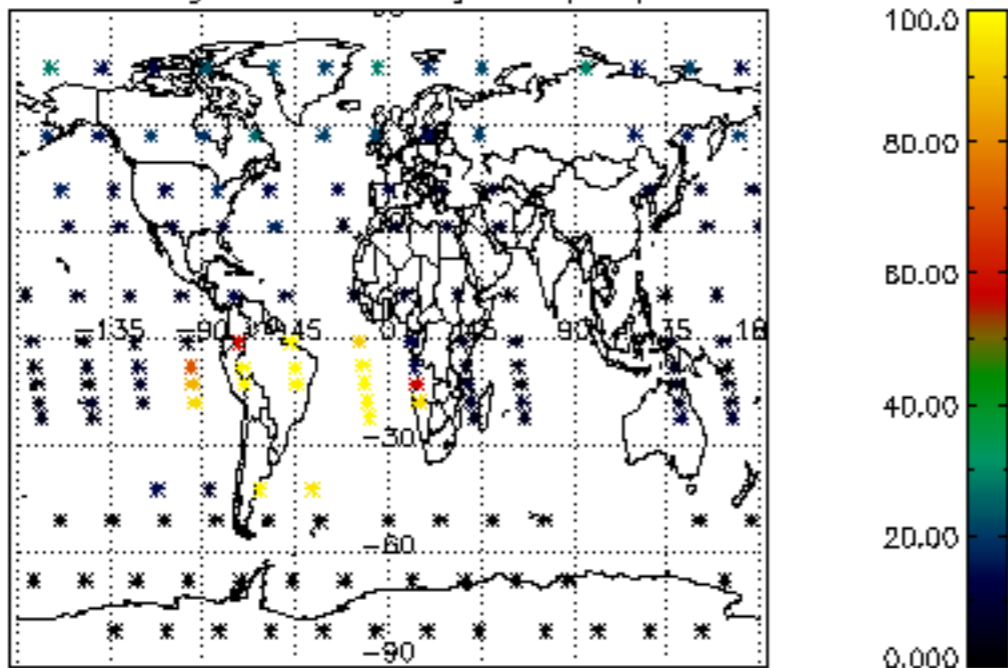




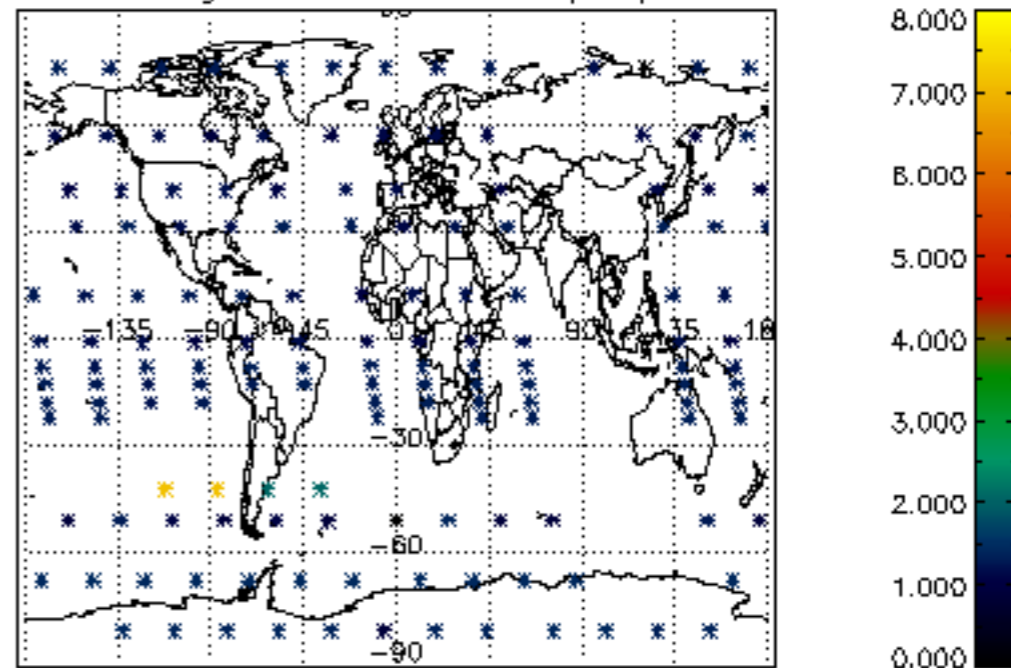




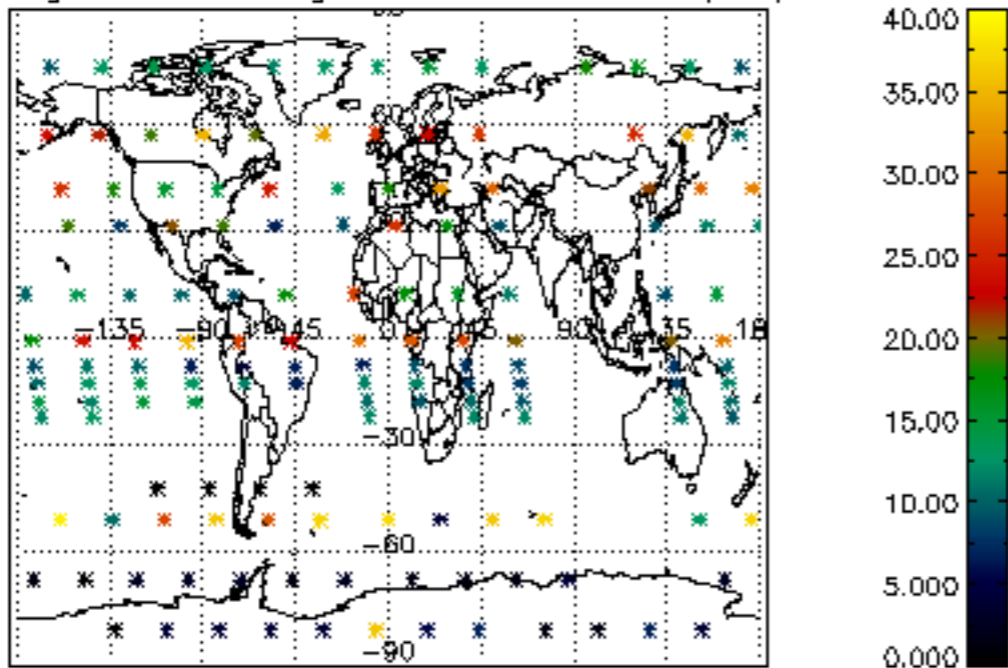
Percentage of cosmic ray hits per profile



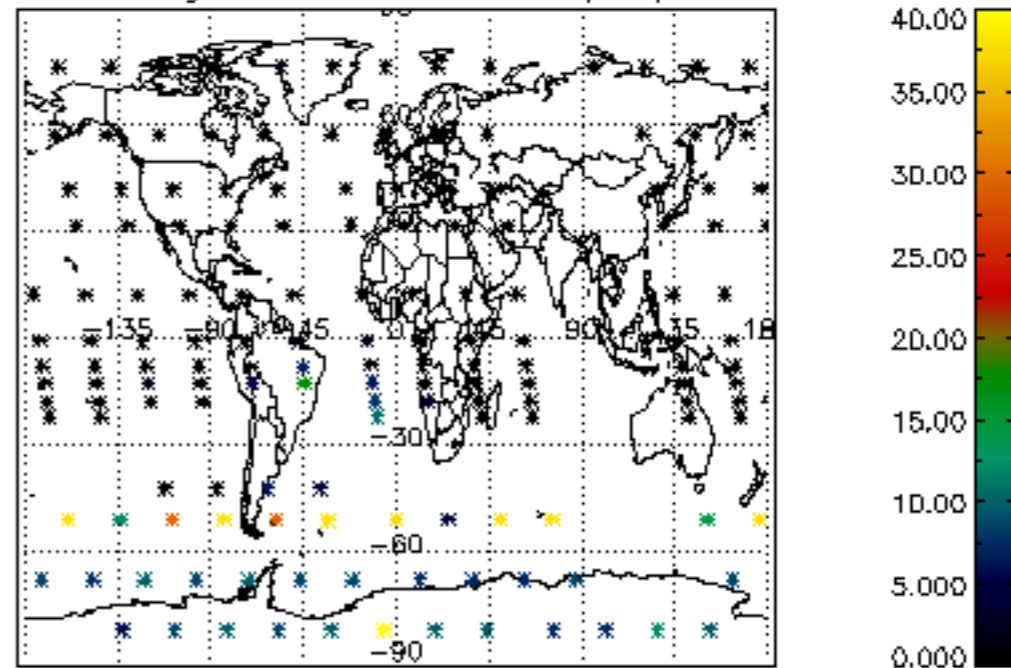
Percentage of datation errors per profile



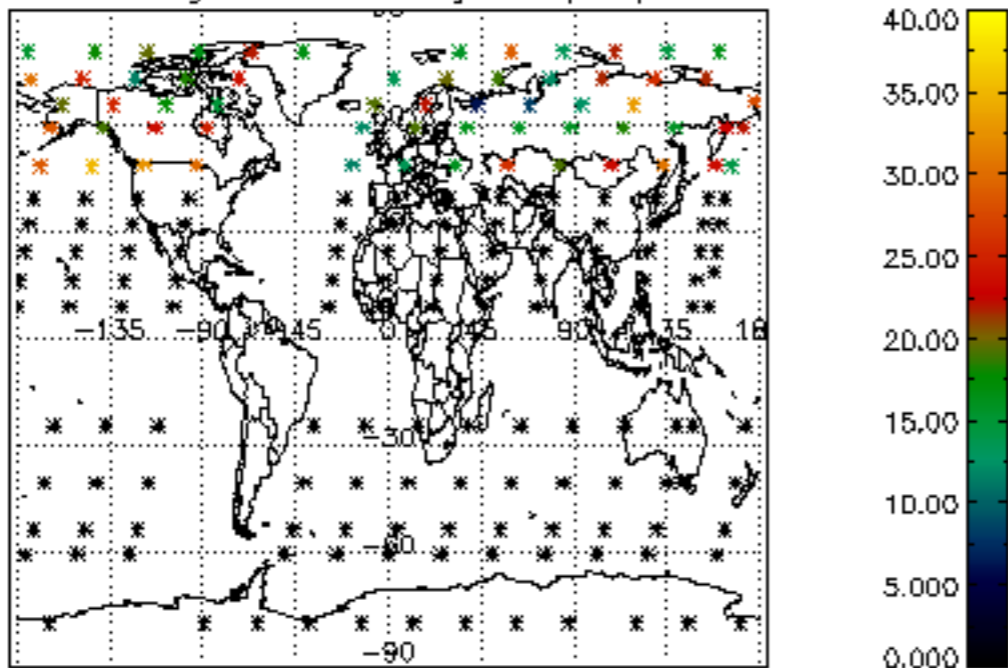
Percentage of star falling outside central band per profile



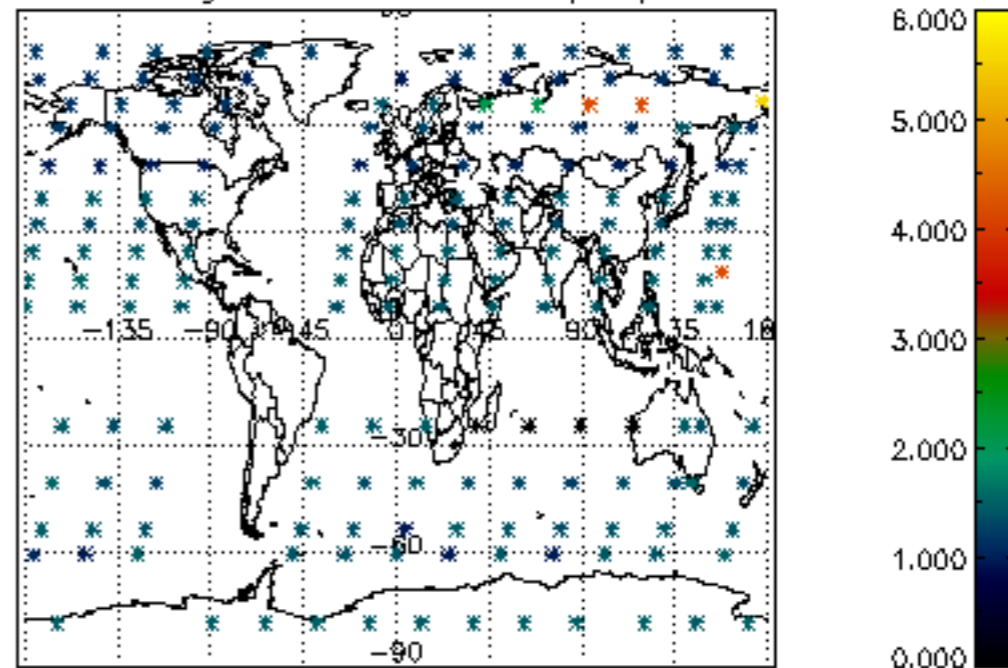
Percentage of saturation errors per profile



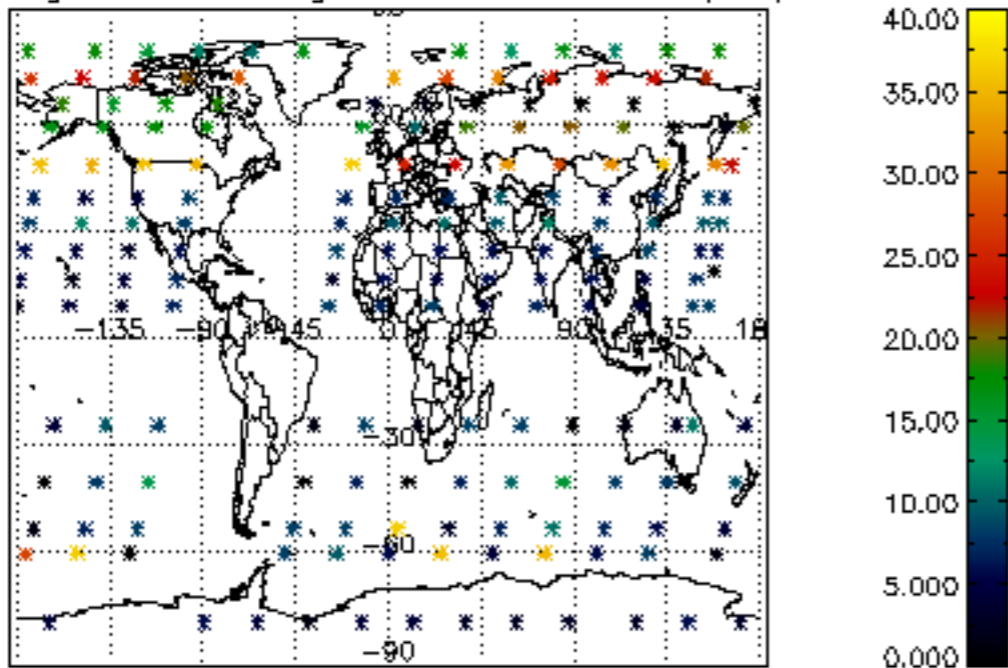
Percentage of cosmic ray hits per profile



Percentage of datation errors per profile



Percentage of star falling outside central band per profile



Percentage of saturation errors per profile

