

# GOMOS Level 2 Daily Report

## SUMMARY

### [1. General Info](#)

### [2. Summary of processed GOM\\_NL\\_2P products](#)

### [3. Level 2 Quality information per product](#)

#### [3.1 Plot of level 2 quality information per product \(time dependant\)](#)

#### [3.2 Plot of level 2 quality information per product \(world map\)](#)

### [4. Level 1 Quality information per product \(stored on level 2 products\)](#)

#### [4.1 Plot of level 1 quality information per product \(time dependant\)](#)

##### [4.1.1 Plot of level 1 quality information per product \(time dependant\): ASCENDING](#)

##### [4.1.2 Plot of level 1 quality information per product \(time dependant\): DESCENDING](#)

#### [4.2 Plot of level 1 quality information per product \(world map\)](#)

##### [4.2.1 Plot of level 1 quality information per product \(world map\): ASCENDING](#)

##### [4.2.2 Plot of level 1 quality information per product \(world map\): DESCENDING](#)

### [5. Ozone profiles based on quality statistics and other trace gas profiles](#)

#### [5.1 Ozone statistics based on quality of products](#)

#### [5.2 Plot ozone profiles for all STD \(dark without errors\)](#)

#### [5.3 Plot ozone profiles where STD < 20% \(dark without errors\)](#)

#### [5.4. Plot ozone profiles where STD < 10% \(dark without errors\)](#)

#### [5.5. Plot ozone profiles where STD < 5% \(dark without errors\)](#)

#### [5.6 Plot NO2 profiles for all STD \(dark without errors\)](#)

#### [5.7 Plot NO3 profiles for all STD \(dark without errors\)](#)

#### [5.8 Plot H2O profiles \(only for occultations of stars 1,2,3,4,13,14,16,26,63 dark without errors\) for all STD](#)

### [6. Auxiliary Data Files used for the production reported in section 2](#)

This report presents the daily analysis on parameters extracted from GOMOS level 2 data (GOM\_NL\_\_2P). It is intended to monitor some important parameters that will impact the quality of these products. A list of level 2 products (and content) that have arrived during the reporting day to the PCF is also given.

Item	Value
Time of report generation	18APR2013 13:32:13
Data source version	GOMOS/6.01
Start time of products	27-12-2005 (27DEC2005 00:00:00)
Stop time of products	28-12-2005 (28DEC2005 00:00:00)
Store outputs in DB	Yes
Nb of level 2 prods	251
Nb of prods with errors	0

## 2. Summary of processed GOM\_NL\_\_2P products.

Nr	Filename	UTC Start time	Limb	Duration	Star Id	Star Name	Star Mag	Star Temp	Nb Meas	Orbit	Prod. error
1	GOM_NL__2PRFIN20051227_000330_000000442043_00403_19996_9736.N1	27-DEC-2005 00:03:30	Dark	43.500	12	Alp1Cru	0.77500	30000.	87	19996	No
2	GOM_NL__2PRFIN20051227_000857_000000402043_00403_19996_9737.N1	27-DEC-2005 00:08:57	Dark	39.500	29	Bet Car	1.6720	10200.	79	19996	No
3	GOM_NL__2PRFIN20051227_001149_000000452043_00403_19996_9738.N1	27-DEC-2005 00:11:49	Dark	44.500	41	Eps Car	1.8600	4100.0	89	19996	No
4	GOM_NL__2PRFIN20051227_001615_000000482043_00403_19996_9739.N1	27-DEC-2005 00:16:15	Dark	47.500	2	Alp Car	-0.73600	7000.0	95	19996	No
5	GOM_NL__2PRFIN20051227_002202_000000402043_00403_19996_9740.N1	27-DEC-2005 00:22:02	Straylight	39.500	108	Alp Col	2.6520	15200.	79	19996	No
6	GOM_NL__2PRFIN20051227_002643_000000412043_00403_19996_9741.N1	27-DEC-2005 00:26:43	Straylight	40.500	101	11Alp Lep	2.5820	7000.0	81	19996	No
7	GOM_NL__2PRFIN20051227_002937_000000452043_00403_19996_9742.N1	27-DEC-2005 00:29:37	Straylight	44.500	7	19Bet Ori	0.10000	14000.	89	19996	No
8	GOM_NL__2PRFIN20051227_003648_000000492043_00403_19996_9743.N1	27-DEC-2005 00:36:48	Bright	48.500	13	87Alp Tau	0.86700	3800.0	97	19996	No
9	GOM_NL__2PRFIN20051227_003923_000000342043_00403_19996_9744.N1	27-DEC-2005 00:39:23	Bright	34.000	146	25Eta Tau	2.8730	15200.	68	19996	No
10	GOM_NL__2PRFIN20051227_004129_000000382043_00403_19996_9745.N1	27-DEC-2005 00:41:29	Bright	38.000	114	3Iot Aur	2.6930	4600.0	76	19996	No
11	GOM_NL__2PRFIN20051227_004335_000000352043_00403_19996_9746.N1	27-DEC-2005 00:43:35	Bright	34.500	149	45Eps Per	2.8880	30000.	69	19996	No
12	GOM_NL__2PRFIN20051227_004551_000000332043_00403_19996_9747.N1	27-DEC-2005 00:45:51	Bright	32.500	175	39Del Per	3.0100	19400.	65	19996	No
13	GOM_NL__2PRFIN20051227_004753_000000352043_00403_19996_9748.N1	27-DEC-2005 00:47:53	Bright	35.000	160	23Gam Per	2.9300	4700.0	70	19996	No
14	GOM_NL__2PRFIN20051227_005719_000000372043_00403_19996_9749.N1	27-DEC-2005 00:57:19	Bright	36.500	49	1Alp UMi	1.9900	6300.0	73	19996	No
15	GOM_NL__2PRFIN20051227_010153_000000382043_00403_19996_9750.N1	27-DEC-2005 01:01:53	Bright	37.500	60	7Bet UMi	2.0810	3950.0	75	19996	No
16	GOM_NL__2PRFIN20051227_010533_000000372043_00403_19996_9751.N1	27-DEC-2005 01:05:33	Bright	36.500	119	14Eta Dra	2.7270	4700.0	73	19996	No
17	GOM_NL__2PRFIN20051227_010730_000000362043_00403_19996_9752.N1	27-DEC-2005 01:07:30	Bright	36.000	130	23Bet Dra	2.7990	5800.0	72	19996	No
18	GOM_NL__2PRFIN20051227_011346_000000352043_00403_19996_9753.N1	27-DEC-2005 01:13:46	Bright	34.500	133	40Zet Her	2.8070	6000.0	69	19996	No
19	GOM_NL__2PRFIN20051227_011549_000000532043_00403_19996_9754.N1	27-DEC-2005 01:15:49	Bright	53.000	67	5Alp CrB	2.2210	11000.	106	19996	No
20	GOM_NL__2PRFIN20051227_012127_000000352043_00403_19996_9755.N1	27-DEC-2005 01:21:27	Bright	34.500	102	24Alp Ser	2.6000	4250.0	69	19996	No
21	GOM_NL__2PRFIN20051227_012621_000000382043_00403_19996_9756.N1	27-DEC-2005 01:26:21	Bright	37.500	104	27Bet Lib	2.6140	13100.	75	19996	No
22	GOM_NL__2PRFIN20051227_012851_000000432043_00403_19996_9757.N1	27-DEC-2005 01:28:51	Bright	43.000	122	9Alp2Lib	2.7470	9700.0	86	19996	No
23	GOM_NL__2PRFIN20051227_013535_000000162043_00403_19996_9758.N1	27-DEC-2005 01:35:35	Dark	16.000	54	5The Cen	2.0550	4500.0	32	19996	No
24	GOM_NL__2PRFIN20051227_013710_000000382043_00403_19996_9759.N1	27-DEC-2005 01:37:10	Dark	37.500	78	Alp Lup	2.3040	28000.	75	19996	No
25	GOM_NL__2PRFIN20051227_014030_000000512043_00403_19996_9760.N1	27-DEC-2005 01:40:30	Dark	51.000	4	Alp1Cen	-0.010000	5800.0	102	19996	No
26	GOM_NL__2PRFIN20051227_014406_000000412043_00404_19997_9737.N1	27-DEC-2005 01:44:06	Dark	40.500	12	Alp1Cru	0.77500	30000.	81	19997	No
27	GOM_NL__2PRFIN20051227_014933_000000382043_00404_19997_9738.N1	27-DEC-2005 01:49:33	Dark	37.500	29	Bet Car	1.6720	10200.	75	19997	No
28	GOM_NL__2PRFIN20051227_015225_000000532043_00404_19997_9739.N1	27-DEC-2005 01:52:25	Dark	53.000	41	Eps Car	1.8600	4100.0	106	19997	No
29	GOM_NL__2PRFIN20051227_015651_000000432043_00404_19997_9740.N1	27-DEC-2005 01:56:51	Dark	42.500	2	Alp Car	-0.73600	7000.0	85	19997	No
30	GOM_NL__2PRFIN20051227_020238_000000392043_00404_19997_9741.N1	27-DEC-2005 02:02:38	Straylight	39.000	108	Alp Col	2.6520	15200.	78	19997	No
31	GOM_NL__2PRFIN20051227_020719_000000432043_00404_19997_9742.N1	27-DEC-2005 02:07:19	Straylight	43.000	101	11Alp Lep	2.5820	7000.0	86	19997	No
32	GOM_NL__2PRFIN20051227_021013_000000432043_00404_19997_9743.N1	27-DEC-2005 02:10:13	Straylight	43.000	7	19Bet Ori	0.10000	14000.	86	19997	No
33	GOM_NL__2PRFIN20051227_021724_000000472043_00404_19997_9744.N1	27-DEC-2005 02:17:24	Bright	47.000	13	87Alp Tau	0.86700	3800.0	94	19997	No
34	GOM_NL__2PRFIN20051227_021959_000000362043_00404_19997_9745.N1	27-DEC-2005 02:19:59	Bright	35.500	146	25Eta Tau	2.8730	15200.	71	19997	No
35	GOM_NL__2PRFIN20051227_022205_000000382043_00404_19997_9746.N1	27-DEC-2005 02:22:05	Bright	38.000	114	3Iot Aur	2.6930	4600.0	76	19997	No
36	GOM_NL__2PRFIN20051227_022411_000000352043_00404_19997_9747.N1	27-DEC-2005 02:24:11	Bright	35.000	149	45Eps Per	2.8880	30000.	70	19997	No
37	GOM_NL__2PRFIN20051227_022627_000000332043_00404_19997_9748.N1	27-DEC-2005 02:26:27	Bright	32.500	175	39Del Per	3.0100	19400.	65	19997	No
38	GOM_NL__2PRFIN20051227_022829_000000352043_00404_19997_9749.N1	27-DEC-2005 02:28:29	Bright	35.000	160	23Gam Per	2.9300	4700.0	70	19997	No
39	GOM_NL__2PRFIN20051227_023755_000000352043_00404_19997_9750.N1	27-DEC-2005 02:37:55	Bright	34.500	49	1Alp UMi	1.9900	6300.0	69	19997	No
40	GOM_NL__2PRFIN20051227_024229_000000372043_00404_19997_9751.N1	27-DEC-2005 02:42:29	Bright	37.000	60	7Bet UMi	2.0810	3950.0	74	19997	No
41	GOM_NL__2PRFIN20051227_024609_000000412043_00404_19997_9752.N1	27-DEC-2005 02:46:09	Bright	40.500	119	14Eta Dra	2.7270	4700.0	81	19997	No
42	GOM_NL__2PRFIN20051227_024807_000000342043_00404_19997_9753.N1	27-DEC-2005 02:48:07	Bright	34.000	130	23Bet Dra	2.7990	5800.0	68	19997	No

43	GOM_NL__2PRFIN20051227_025422_000000342043_00404_19997_9754.N1	27-DEC-2005 02:54:22	Bright	34.000	133	40Zet Her	2.8070	6000.0	68	19997	No
44	GOM_NL__2PRFIN20051227_025625_000000532043_00404_19997_9755.N1	27-DEC-2005 02:56:25	Bright	53.000	67	5Alp CrB	2.2210	11000.	106	19997	No
45	GOM_NL__2PRFIN20051227_030203_000000352043_00404_19997_9756.N1	27-DEC-2005 03:02:03	Bright	34.500	102	24Alp Ser	2.6000	4250.0	69	19997	No
46	GOM_NL__2PRFIN20051227_030657_000000542043_00404_19997_9757.N1	27-DEC-2005 03:06:57	Bright	54.000	104	27Bet Lib	2.6140	13100.	108	19997	No
47	GOM_NL__2PRFIN20051227_030927_000000432043_00404_19997_9758.N1	27-DEC-2005 03:09:27	Bright	43.000	122	9Alp2Lib	2.7470	9700.0	86	19997	No
48	GOM_NL__2PRFIN20051227_031612_000000162043_00404_19997_9759.N1	27-DEC-2005 03:16:12	Dark	16.000	54	5The Cen	2.0550	4500.0	32	19997	No
49	GOM_NL__2PRFIN20051227_031746_000000372043_00404_19997_9760.N1	27-DEC-2005 03:17:46	Dark	37.000	78	Alp Lup	2.3040	28000.	74	19997	No
50	GOM_NL__2PRFIN20051227_031904_000000382043_00404_19997_9761.N1	27-DEC-2005 03:19:04	Dark	38.000	95	Zet Cen	2.5450	26000.	76	19997	No
51	GOM_NL__2PRFIN20051227_032107_000000522043_00404_19997_9762.N1	27-DEC-2005 03:21:07	Dark	51.500	4	Alp1Cen	-0.010000	5800.0	103	19997	No
52	GOM_NL__2PRFIN20051227_032443_000000402043_00405_19998_9739.N1	27-DEC-2005 03:24:43	Dark	39.500	12	Alp1Cru	0.77500	30000.	79	19998	No
53	GOM_NL__2PRFIN20051227_033009_000000382043_00405_19998_9740.N1	27-DEC-2005 03:30:09	Dark	37.500	29	Bet Car	1.6720	10200.	75	19998	No
54	GOM_NL__2PRFIN20051227_033302_000000452043_00405_19998_9741.N1	27-DEC-2005 03:33:02	Dark	44.500	41	Eps Car	1.8600	4100.0	89	19998	No
55	GOM_NL__2PRFIN20051227_033727_000000482043_00405_19998_9742.N1	27-DEC-2005 03:37:27	Dark	47.500	2	Alp Car	-0.73600	7000.0	95	19998	No
56	GOM_NL__2PRFIN20051227_034314_000000402043_00405_19998_9743.N1	27-DEC-2005 03:43:14	Straylight	39.500	108	Alp Col	2.6520	15200.	79	19998	No
57	GOM_NL__2PRFIN20051227_034756_000000432043_00405_19998_9744.N1	27-DEC-2005 03:47:56	Straylight	42.500	101	11Alp Lep	2.5820	7000.0	85	19998	No
58	GOM_NL__2PRFIN20051227_035049_000000472043_00405_19998_9745.N1	27-DEC-2005 03:50:49	Straylight	47.000	7	19Bet Ori	0.10000	14000.	94	19998	No
59	GOM_NL__2PRFIN20051227_035800_000000512043_00405_19998_9746.N1	27-DEC-2005 03:58:00	Bright	51.000	13	87Alp Tau	0.86700	3800.0	102	19998	No
60	GOM_NL__2PRFIN20051227_040035_000000362043_00405_19998_9747.N1	27-DEC-2005 04:00:35	Bright	35.500	146	25Eta Tau	2.8730	15200.	71	19998	No
61	GOM_NL__2PRFIN20051227_040241_000000392043_00405_19998_9748.N1	27-DEC-2005 04:02:41	Bright	38.500	114	3Iot Aur	2.6930	4600.0	77	19998	No
62	GOM_NL__2PRFIN20051227_040447_000000352043_00405_19998_9749.N1	27-DEC-2005 04:04:47	Bright	35.000	149	45Eps Per	2.8880	30000.	70	19998	No
63	GOM_NL__2PRFIN20051227_040703_000000342043_00405_19998_9750.N1	27-DEC-2005 04:07:03	Bright	33.500	175	39Del Per	3.0100	19400.	67	19998	No
64	GOM_NL__2PRFIN20051227_040905_000000352043_00405_19998_9751.N1	27-DEC-2005 04:09:05	Bright	35.000	160	23Gam Per	2.9300	4700.0	70	19998	No
65	GOM_NL__2PRFIN20051227_041831_000000362043_00405_19998_9752.N1	27-DEC-2005 04:18:31	Bright	35.500	49	1Alp UMi	1.9900	6300.0	71	19998	No
66	GOM_NL__2PRFIN20051227_042305_000000382043_00405_19998_9753.N1	27-DEC-2005 04:23:05	Bright	37.500	60	7Bet UMi	2.0810	3950.0	75	19998	No
67	GOM_NL__2PRFIN20051227_042645_000000372043_00405_19998_9754.N1	27-DEC-2005 04:26:45	Bright	37.000	119	14Eta Dra	2.7270	4700.0	74	19998	No
68	GOM_NL__2PRFIN20051227_042843_000000342043_00405_19998_9755.N1	27-DEC-2005 04:28:43	Bright	34.000	130	23Bet Dra	2.7990	5800.0	68	19998	No
69	GOM_NL__2PRFIN20051227_043458_000000342043_00405_19998_9756.N1	27-DEC-2005 04:34:58	Bright	33.500	133	40Zet Her	2.8070	6000.0	67	19998	No
70	GOM_NL__2PRFIN20051227_043701_000000352043_00405_19998_9757.N1	27-DEC-2005 04:37:01	Bright	35.000	67	5Alp CrB	2.2210	11000.	70	19998	No
71	GOM_NL__2PRFIN20051227_044239_000000352043_00405_19998_9758.N1	27-DEC-2005 04:42:39	Bright	34.500	102	24Alp Ser	2.6000	4250.0	69	19998	No
72	GOM_NL__2PRFIN20051227_044734_000000352043_00405_19998_9759.N1	27-DEC-2005 04:47:34	Bright	35.000	104	27Bet Lib	2.6140	13100.	70	19998	No
73	GOM_NL__2PRFIN20051227_045648_000000052043_00405_19998_9760.N1	27-DEC-2005 04:56:48	Dark	5.0000	54	5The Cen	2.0550	4500.0	10	19998	No
74	GOM_NL__2PRFIN20051227_045823_000000412043_00405_19998_9761.N1	27-DEC-2005 04:58:23	Dark	40.500	78	Alp Lup	2.3040	28000.	81	19998	No
75	GOM_NL__2PRFIN20051227_045940_000000372043_00405_19998_9762.N1	27-DEC-2005 04:59:40	Dark	37.000	95	Zet Cen	2.5450	26000.	74	19998	No
76	GOM_NL__2PRFIN20051227_050143_000000372043_00405_19998_9763.N1	27-DEC-2005 05:01:43	Dark	37.000	4	Alp1Cen	-0.010000	5800.0	74	19998	No
77	GOM_NL__2PRFIN20051227_050519_000000402043_00406_19999_6931.N1	27-DEC-2005 05:05:19	Dark	39.500	12	Alp1Cru	0.77500	30000.	79	19999	No
78	GOM_NL__2PRFIN20051227_051046_000000392043_00406_19999_6932.N1	27-DEC-2005 05:10:46	Dark	39.000	29	Bet Car	1.6720	10200.	78	19999	No
79	GOM_NL__2PRFIN20051227_051338_000000502043_00406_19999_6933.N1	27-DEC-2005 05:13:38	Dark	49.500	41	Eps Car	1.8600	4100.0	99	19999	No
80	GOM_NL__2PRFIN20051227_051803_000000452043_00406_19999_6934.N1	27-DEC-2005 05:18:03	Dark	44.500	2	Alp Car	-0.73600	7000.0	89	19999	No
81	GOM_NL__2PRFIN20051227_052350_000000372043_00406_19999_6935.N1	27-DEC-2005 05:23:50	Straylight	36.500	108	Alp Col	2.6520	15200.	73	19999	No
82	GOM_NL__2PRFIN20051227_052832_000000422043_00406_19999_6936.N1	27-DEC-2005 05:28:32	Straylight	41.500	101	11Alp Lep	2.5820	7000.0	83	19999	No
83	GOM_NL__2PRFIN20051227_053126_000000472043_00406_19999_6937.N1	27-DEC-2005 05:31:26	Straylight	47.000	7	19Bet Ori	0.10000	14000.	94	19999	No
84	GOM_NL__2PRFIN20051227_053837_000000492043_00406_19999_6938.N1	27-DEC-2005 05:38:37	Bright	49.000	13	87Alp Tau	0.86700	3800.0	98	19999	No
85	GOM_NL__2PRFIN20051227_054111_000000362043_00406_19999_6939.N1	27-DEC-2005 05:41:11	Bright	36.000	146	25Eta Tau	2.8730	15200.	72	19999	No
86	GOM_NL__2PRFIN20051227_054317_000000392043_00406_19999_6940.N1	27-DEC-2005 05:43:17	Bright	38.500	114	3Iot Aur	2.6930	4600.0	77	19999	No
87	GOM_NL__2PRFIN20051227_054524_000000352043_00406_19999_6941.N1	27-DEC-2005 05:45:24	Bright	35.000	149	45Eps Per	2.8880	30000.	70	19999	No
88	GOM_NL__2PRFIN20051227_054740_000000342043_00406_19999_6942.N1	27-DEC-2005 05:47:40	Bright	33.500	175	39Del Per	3.0100	19400.	67	19999	No
89	GOM_NL__2PRFIN20051227_054941_000000422043_00406_19999_6943.N1	27-DEC-2005 05:49:41	Bright	41.500	160	23Gam Per	2.9300	4700.0	83	19999	No
90	GOM_NL__2PRFIN20051227_055907_000000362043_00406_19999_6944.N1	27-DEC-2005 05:59:07	Bright	35.500	49	1Alp UMi	1.9900	6300.0	71	19999	No
91	GOM_NL__2PRFIN20051227_135132_000000432043_00411_20004_6945.N1	27-DEC-2005 13:51:32	Straylight	42.500	101	11Alp Lep	2.5820	7000.0	85	20004	No
92	GOM_NL__2PRFIN20051227_135426_000000512043_00411_20004_6946.N1	27-DEC-2005 13:54:26	Straylight	50.500	7	19Bet Ori	0.10000	14000.	101	20004	No
93	GOM_NL__2PRFIN20051227_140136_000000442043_00411_20004_6947.N1	27-DEC-2005 14:01:36	Bright	44.000	13	87Alp Tau	0.86700	3800.0	88	20004	No
94	GOM_NL__2PRFIN20051227_140412_000000372043_00411_20004_6948.N1	27-DEC-2005 14:04:12	Bright	36.500	146	25Eta Tau	2.8730	15200.	73	20004	No
95	GOM_NL__2PRFIN20051227_140616_000000392043_00411_20004_6949.N1	27-DEC-2005 14:06:16	Bright	38.500	114	3Iot Aur	2.6930	4600.0	77	20004	No
96	GOM_NL__2PRFIN20051227_140824_000000342043_00411_20004_6950.N1	27-DEC-2005 14:08:24	Bright	34.000	149	45Eps Per	2.8880	30000.	68	20004	No
97	GOM_NL__2PRFIN20051227_141040_000000342043_00411_20004_6951.N1	27-DEC-2005 14:10:40	Bright	33.500	175	39Del Per	3.0100	19400.	67	20004	No
98	GOM_NL__2PRFIN20051227_141242_000000342043_00411_20004_6952.N1	27-DEC-2005 14:12:42	Bright	34.000	160	23Gam Per	2.9300	4700.0	68	20004	No
99	GOM_NL__2PRFIN20051227_142206_000000352043_00411_20004_6953.N1	27-DEC-2005 14:22:06	Bright	34.500	49	1Alp UMi	1.9900	6300.0	69	20004	No
100	GOM_NL__2PRFIN20051227_142640_000000382043_00411_20004_6954.N1	27-DEC-2005 14:26:40	Bright	38.000	60	7Bet UMi	2.0810	3950.0	76	20004	No
101	GOM_NL__2PRFIN20051227_143021_000000372043_00411_20004_6955.N1	27-DEC-2005 14:30:21	Bright	36.500	119	14Eta Dra	2.7270	4700.0	73	20004	No

102	GOM_NL__2PRFIN20051227_143220_00000522043_00411_20004_6956.N1	27-DEC-2005 14:32:20	Bright	52.000	130	23Bet Dra	2.7990	5800.0	104	20004	No
103	GOM_NL__2PRFIN20051227_143835_00000352043_00411_20004_6957.N1	27-DEC-2005 14:38:35	Bright	34.500	133	40Zet Her	2.8070	6000.0	69	20004	No
104	GOM_NL__2PRFIN20051227_144038_00000362043_00411_20004_6958.N1	27-DEC-2005 14:40:38	Bright	36.000	67	5Alp CrB	2.2210	11000.	72	20004	No
105	GOM_NL__2PRFIN20051227_144616_00000352043_00411_20004_6959.N1	27-DEC-2005 14:46:16	Bright	34.500	102	24Alp Ser	2.6000	4250.0	69	20004	No
106	GOM_NL__2PRFIN20051227_145111_00000542043_00411_20004_6960.N1	27-DEC-2005 14:51:11	Bright	54.000	104	27Bet Lib	2.6140	13100.	108	20004	No
107	GOM_NL__2PRFIN20051227_145342_00000422043_00411_20004_6961.N1	27-DEC-2005 14:53:42	Bright	42.000	122	9Alp2Lib	2.7470	9700.0	84	20004	No
108	GOM_NL__2PRFIN20051227_150034_00000402043_00411_20004_6962.N1	27-DEC-2005 15:00:34	Dark	39.500	109	Bet Lup	2.6770	26000.	79	20004	No
109	GOM_NL__2PRFIN20051227_150201_00000382043_00411_20004_6963.N1	27-DEC-2005 15:02:01	Dark	38.000	78	Alp Lup	2.3040	28000.	76	20004	No
110	GOM_NL__2PRFIN20051227_150319_00000392043_00411_20004_6964.N1	27-DEC-2005 15:03:19	Dark	38.500	95	Zet Cen	2.5450	26000.	77	20004	No
111	GOM_NL__2PRFIN20051227_150520_00000522043_00411_20004_6965.N1	27-DEC-2005 15:05:20	Dark	52.000	4	Alp1Cen	-0.010000	5800.0	104	20004	No
112	GOM_NL__2PRFIN20051227_150857_00000402043_00412_20005_6947.N1	27-DEC-2005 15:08:57	Dark	39.500	12	Alp1Cru	0.77500	30000.	79	20005	No
113	GOM_NL__2PRFIN20051227_151423_00000442043_00412_20005_6948.N1	27-DEC-2005 15:14:23	Dark	44.000	29	Bet Car	1.6720	10200.	88	20005	No
114	GOM_NL__2PRFIN20051227_151716_00000462043_00412_20005_6949.N1	27-DEC-2005 15:17:16	Dark	45.500	41	Eps Car	1.8600	4100.0	91	20005	No
115	GOM_NL__2PRFIN20051227_152141_00000482043_00412_20005_6950.N1	27-DEC-2005 15:21:41	Dark	47.500	2	Alp Car	-0.73600	7000.0	95	20005	No
116	GOM_NL__2PRFIN20051227_152727_00000412043_00412_20005_6951.N1	27-DEC-2005 15:27:27	Straylight	40.500	108	Alp Col	2.6520	15200.	81	20005	No
117	GOM_NL__2PRFIN20051227_153208_00000422043_00412_20005_6952.N1	27-DEC-2005 15:32:08	Straylight	42.000	101	11Alp Lep	2.5820	7000.0	84	20005	No
118	GOM_NL__2PRFIN20051227_153502_00000472043_00412_20005_6953.N1	27-DEC-2005 15:35:02	Straylight	46.500	7	19Bet Ori	0.10000	14000.	93	20005	No
119	GOM_NL__2PRFIN20051227_154213_00000462043_00412_20005_6954.N1	27-DEC-2005 15:42:13	Bright	46.000	13	87Alp Tau	0.86700	3800.0	92	20005	No
120	GOM_NL__2PRFIN20051227_154448_00000362043_00412_20005_6955.N1	27-DEC-2005 15:44:48	Bright	36.000	146	25Eta Tau	2.8730	15200.	72	20005	No
121	GOM_NL__2PRFIN20051227_154652_00000382043_00412_20005_6956.N1	27-DEC-2005 15:46:52	Bright	38.000	114	3Iot Aur	2.6930	4600.0	76	20005	No
122	GOM_NL__2PRFIN20051227_154900_00000352043_00412_20005_6957.N1	27-DEC-2005 15:49:00	Bright	34.500	149	45Eps Per	2.8880	30000.	69	20005	No
123	GOM_NL__2PRFIN20051227_155116_00000342043_00412_20005_6958.N1	27-DEC-2005 15:51:16	Bright	34.000	175	39Del Per	3.0100	19400.	68	20005	No
124	GOM_NL__2PRFIN20051227_155318_00000362043_00412_20005_6959.N1	27-DEC-2005 15:53:18	Bright	36.000	160	23Gam Per	2.9300	4700.0	72	20005	No
125	GOM_NL__2PRFIN20051227_160242_00000362043_00412_20005_6960.N1	27-DEC-2005 16:02:42	Bright	36.000	49	1Alp UMi	1.9900	6300.0	72	20005	No
126	GOM_NL__2PRFIN20051227_160716_00000402043_00412_20005_6961.N1	27-DEC-2005 16:07:16	Bright	40.000	60	7Bet UMi	2.0810	3950.0	80	20005	No
127	GOM_NL__2PRFIN20051227_161057_00000342043_00412_20005_6962.N1	27-DEC-2005 16:10:57	Bright	34.000	119	14Eta Dra	2.7270	4700.0	68	20005	No
128	GOM_NL__2PRFIN20051227_161256_00000332043_00412_20005_6963.N1	27-DEC-2005 16:12:56	Bright	33.000	130	23Bet Dra	2.7990	5800.0	66	20005	No
129	GOM_NL__2PRFIN20051227_161911_00000352043_00412_20005_6964.N1	27-DEC-2005 16:19:11	Bright	34.500	133	40Zet Her	2.8070	6000.0	69	20005	No
130	GOM_NL__2PRFIN20051227_162114_00000352043_00412_20005_6965.N1	27-DEC-2005 16:21:14	Bright	35.000	67	5Alp CrB	2.2210	11000.	70	20005	No
131	GOM_NL__2PRFIN20051227_162653_00000362043_00412_20005_6966.N1	27-DEC-2005 16:26:53	Bright	35.500	102	24Alp Ser	2.6000	4250.0	71	20005	No
132	GOM_NL__2PRFIN20051227_163148_00000362043_00412_20005_6967.N1	27-DEC-2005 16:31:48	Bright	36.000	104	27Bet Lib	2.6140	13100.	72	20005	No
133	GOM_NL__2PRFIN20051227_163419_00000432043_00412_20005_6968.N1	27-DEC-2005 16:34:19	Bright	43.000	122	9Alp2Lib	2.7470	9700.0	86	20005	No
134	GOM_NL__2PRFIN20051227_164110_00000382043_00412_20005_6969.N1	27-DEC-2005 16:41:10	Dark	38.000	109	Bet Lup	2.6770	26000.	76	20005	No
135	GOM_NL__2PRFIN20051227_164237_00000392043_00412_20005_6970.N1	27-DEC-2005 16:42:37	Dark	38.500	78	Alp Lup	2.3040	28000.	77	20005	No
136	GOM_NL__2PRFIN20051227_164356_00000402043_00412_20005_6971.N1	27-DEC-2005 16:43:56	Dark	40.000	95	Zet Cen	2.5450	26000.	80	20005	No
137	GOM_NL__2PRFIN20051227_164556_00000502043_00412_20005_6972.N1	27-DEC-2005 16:45:56	Dark	49.500	4	Alp1Cen	-0.010000	5800.0	99	20005	No
138	GOM_NL__2PRFIN20051227_164934_00000402043_00413_20006_6969.N1	27-DEC-2005 16:49:34	Dark	39.500	12	Alp1Cru	0.77500	30000.	79	20006	No
139	GOM_NL__2PRFIN20051227_165500_00000392043_00413_20006_6970.N1	27-DEC-2005 16:55:00	Dark	38.500	29	Bet Car	1.6720	10200.	77	20006	No
140	GOM_NL__2PRFIN20051227_165753_00000522043_00413_20006_6971.N1	27-DEC-2005 16:57:53	Dark	51.500	41	Eps Car	1.8600	4100.0	103	20006	No
141	GOM_NL__2PRFIN20051227_170217_00000482043_00413_20006_6972.N1	27-DEC-2005 17:02:17	Dark	47.500	2	Alp Car	-0.73600	7000.0	95	20006	No
142	GOM_NL__2PRFIN20051227_170803_00000402043_00413_20006_6973.N1	27-DEC-2005 17:08:03	Straylight	39.500	108	Alp Col	2.6520	15200.	79	20006	No
143	GOM_NL__2PRFIN20051227_171244_00000412043_00413_20006_6974.N1	27-DEC-2005 17:12:44	Straylight	40.500	101	11Alp Lep	2.5820	7000.0	81	20006	No
144	GOM_NL__2PRFIN20051227_171538_00000472043_00413_20006_6975.N1	27-DEC-2005 17:15:38	Straylight	46.500	7	19Bet Ori	0.10000	14000.	93	20006	No
145	GOM_NL__2PRFIN20051227_171948_00000102043_00413_20006_6976.N1	27-DEC-2005 17:19:48	Straylight	10.000	27	24Gam Ori	1.6360	26000.	20	20006	No
146	GOM_NL__2PRFIN20051227_172249_00000522043_00413_20006_6977.N1	27-DEC-2005 17:22:49	Bright	52.000	13	87Alp Tau	0.86700	3800.0	104	20006	No
147	GOM_NL__2PRFIN20051227_172524_00000362043_00413_20006_6978.N1	27-DEC-2005 17:25:24	Bright	36.000	146	25Eta Tau	2.8730	15200.	72	20006	No
148	GOM_NL__2PRFIN20051227_172728_00000362043_00413_20006_6979.N1	27-DEC-2005 17:27:28	Bright	35.500	114	3Iot Aur	2.6930	4600.0	71	20006	No
149	GOM_NL__2PRFIN20051227_172936_00000342043_00413_20006_6980.N1	27-DEC-2005 17:29:36	Bright	34.000	149	45Eps Per	2.8880	30000.	68	20006	No
150	GOM_NL__2PRFIN20051227_173152_00000342043_00413_20006_6981.N1	27-DEC-2005 17:31:52	Bright	33.500	175	39Del Per	3.0100	19400.	67	20006	No
151	GOM_NL__2PRFIN20051227_173354_00000352043_00413_20006_6982.N1	27-DEC-2005 17:33:54	Bright	34.500	160	23Gam Per	2.9300	4700.0	69	20006	No
152	GOM_NL__2PRFIN20051227_174318_00000362043_00413_20006_6983.N1	27-DEC-2005 17:43:18	Bright	36.000	49	1Alp UMi	1.9900	6300.0	72	20006	No
153	GOM_NL__2PRFIN20051227_174752_00000402043_00413_20006_6984.N1	27-DEC-2005 17:47:52	Bright	39.500	60	7Bet UMi	2.0810	3950.0	79	20006	No
154	GOM_NL__2PRFIN20051227_175133_00000362043_00413_20006_6985.N1	27-DEC-2005 17:51:33	Bright	36.000	119	14Eta Dra	2.7270	4700.0	72	20006	No
155	GOM_NL__2PRFIN20051227_175332_00000342043_00413_20006_6986.N1	27-DEC-2005 17:53:32	Bright	33.500	130	23Bet Dra	2.7990	5800.0	67	20006	No
156	GOM_NL__2PRFIN20051227_175947_00000342043_00413_20006_6987.N1	27-DEC-2005 17:59:47	Bright	33.500	133	40Zet Her	2.8070	6000.0	67	20006	No
157	GOM_NL__2PRFIN20051227_180150_00000362043_00413_20006_6988.N1	27-DEC-2005 18:01:50	Bright	35.500	67	5Alp CrB	2.2210	11000.	71	20006	No
158	GOM_NL__2PRFIN20051227_180729_00000352043_00413_20006_6989.N1	27-DEC-2005 18:07:29	Bright	34.500	102	24Alp Ser	2.6000	4250.0	69	20006	No
159	GOM_NL__2PRFIN20051227_181224_00000402043_00413_20006_6990.N1	27-DEC-2005 18:12:24	Bright	39.500	104	27Bet Lib	2.6140	13100.	79	20006	No
160	GOM_NL__2PRFIN20051227_181455_00000432043_00413_20006_6991.N1	27-DEC-2005 18:14:55	Bright	42.500	122	9Alp2Lib	2.7470	9700.0	85	20006	No

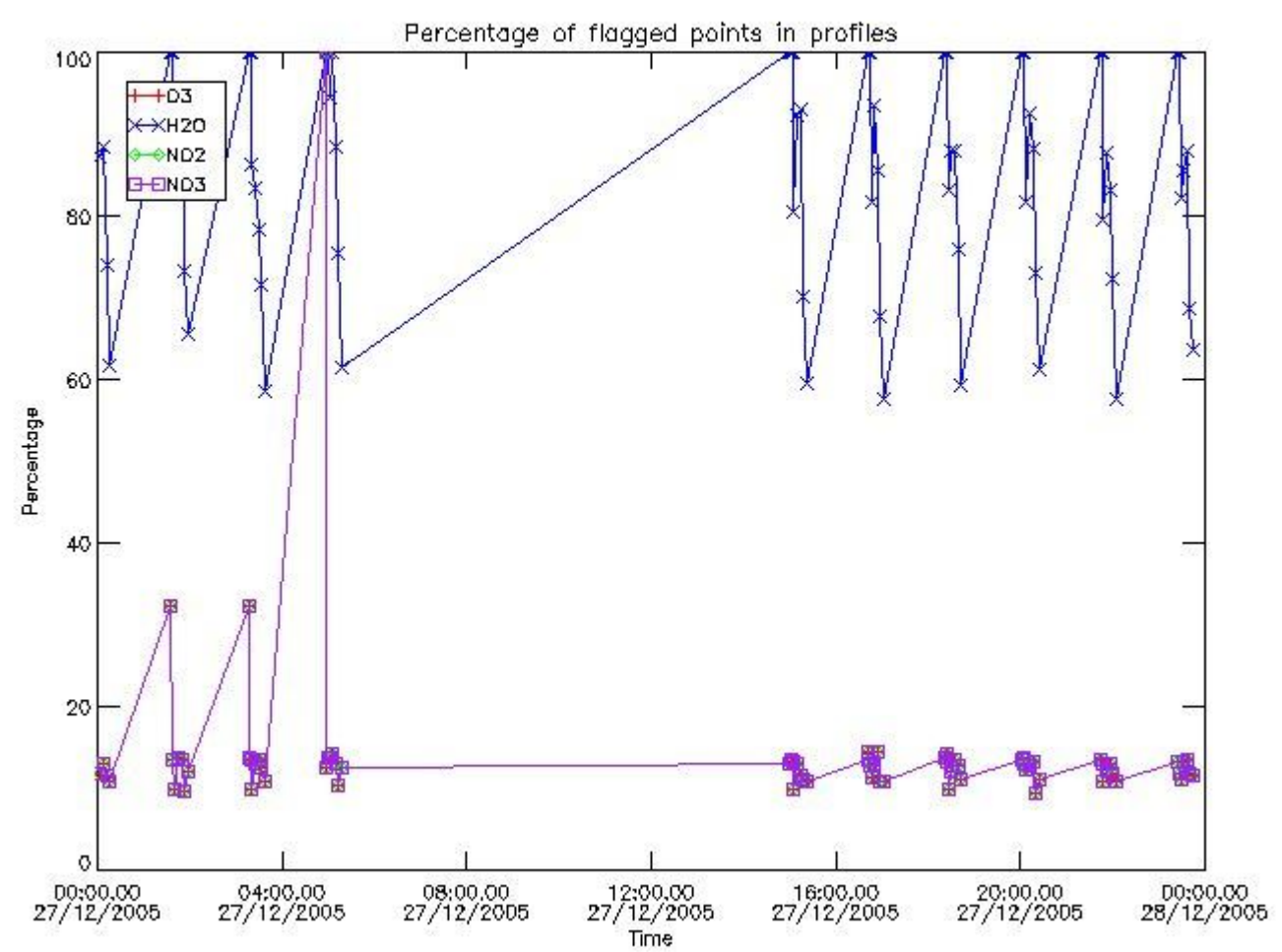
161	GOM_NL__2PRFIN20051227_182147_000000372043_00413_20006_6992.N1	27-DEC-2005 18:21:47	Dark	37.000	109	Bet Lup	2.6770	26000.	74	20006	No
162	GOM_NL__2PRFIN20051227_182313_000000402043_00413_20006_6993.N1	27-DEC-2005 18:23:13	Dark	39.500	78	Alp Lup	2.3040	28000.	79	20006	No
163	GOM_NL__2PRFIN20051227_182432_000000392043_00413_20006_6994.N1	27-DEC-2005 18:24:32	Dark	38.500	95	Zet Cen	2.5450	26000.	77	20006	No
164	GOM_NL__2PRFIN20051227_182633_000000512043_00413_20006_6995.N1	27-DEC-2005 18:26:33	Dark	51.000	4	Alp1Cen	-0.010000	5800.0	102	20006	No
165	GOM_NL__2PRFIN20051227_183010_000000422043_00414_20007_6971.N1	27-DEC-2005 18:30:10	Dark	42.000	12	Alp1Cru	0.77500	30000.	84	20007	No
166	GOM_NL__2PRFIN20051227_183536_000000382043_00414_20007_6972.N1	27-DEC-2005 18:35:36	Dark	38.000	29	Bet Car	1.6720	10200.	76	20007	No
167	GOM_NL__2PRFIN20051227_183829_000000442043_00414_20007_6973.N1	27-DEC-2005 18:38:29	Dark	44.000	41	Eps Car	1.8600	4100.0	88	20007	No
168	GOM_NL__2PRFIN20051227_184253_000000462043_00414_20007_6974.N1	27-DEC-2005 18:42:53	Dark	46.000	2	Alp Car	-0.73600	7000.0	92	20007	No
169	GOM_NL__2PRFIN20051227_184839_000000392043_00414_20007_6975.N1	27-DEC-2005 18:48:39	Straylight	38.500	108	Alp Col	2.6520	15200.	77	20007	No
170	GOM_NL__2PRFIN20051227_185320_000000402043_00414_20007_6976.N1	27-DEC-2005 18:53:20	Straylight	40.000	101	11Alp Lep	2.5820	7000.0	80	20007	No
171	GOM_NL__2PRFIN20051227_185614_000000472043_00414_20007_6977.N1	27-DEC-2005 18:56:14	Straylight	46.500	7	19Bet Ori	0.10000	14000.	93	20007	No
172	GOM_NL__2PRFIN20051227_190024_000000102043_00414_20007_6978.N1	27-DEC-2005 19:00:24	Tw_i_and_stray	10.000	27	24Gam Ori	1.6360	26000.	20	20007	No
173	GOM_NL__2PRFIN20051227_190325_000000512043_00414_20007_6979.N1	27-DEC-2005 19:03:25	Bright	51.000	13	87Alp Tau	0.86700	3800.0	102	20007	No
174	GOM_NL__2PRFIN20051227_190600_000000352043_00414_20007_6980.N1	27-DEC-2005 19:06:00	Bright	34.500	146	25Eta Tau	2.8730	15200.	69	20007	No
175	GOM_NL__2PRFIN20051227_190804_000000362043_00414_20007_6981.N1	27-DEC-2005 19:08:04	Bright	35.500	114	3lot Aur	2.6930	4600.0	71	20007	No
176	GOM_NL__2PRFIN20051227_191012_000000352043_00414_20007_6982.N1	27-DEC-2005 19:10:12	Bright	34.500	149	45Eps Per	2.8880	30000.	69	20007	No
177	GOM_NL__2PRFIN20051227_191228_000000332043_00414_20007_6983.N1	27-DEC-2005 19:12:28	Bright	33.000	175	39Del Per	3.0100	19400.	66	20007	No
178	GOM_NL__2PRFIN20051227_191431_000000352043_00414_20007_6984.N1	27-DEC-2005 19:14:31	Bright	35.000	160	23Gam Per	2.9300	4700.0	70	20007	No
179	GOM_NL__2PRFIN20051227_192354_000000372043_00414_20007_6985.N1	27-DEC-2005 19:23:54	Bright	36.500	49	1Alp UMi	1.9900	6300.0	73	20007	No
180	GOM_NL__2PRFIN20051227_192827_000000362043_00414_20007_6986.N1	27-DEC-2005 19:28:27	Bright	36.000	60	7Bet UMi	2.0810	3950.0	72	20007	No
181	GOM_NL__2PRFIN20051227_193210_000000362043_00414_20007_6987.N1	27-DEC-2005 19:32:10	Bright	36.000	119	14Eta Dra	2.7270	4700.0	72	20007	No
182	GOM_NL__2PRFIN20051227_193408_000000352043_00414_20007_6988.N1	27-DEC-2005 19:34:08	Bright	35.000	130	23Bet Dra	2.7990	5800.0	70	20007	No
183	GOM_NL__2PRFIN20051227_194023_000000342043_00414_20007_6989.N1	27-DEC-2005 19:40:23	Bright	34.000	133	40Zet Her	2.8070	6000.0	68	20007	No
184	GOM_NL__2PRFIN20051227_194226_000000352043_00414_20007_6990.N1	27-DEC-2005 19:42:26	Bright	35.000	67	5Alp CrB	2.2210	11000.	70	20007	No
185	GOM_NL__2PRFIN20051227_194805_000000342043_00414_20007_6991.N1	27-DEC-2005 19:48:05	Bright	34.000	102	24Alp Ser	2.6000	4250.0	68	20007	No
186	GOM_NL__2PRFIN20051227_195300_000000362043_00414_20007_6992.N1	27-DEC-2005 19:53:00	Bright	36.000	104	27Bet Lib	2.6140	13100.	72	20007	No
187	GOM_NL__2PRFIN20051227_195532_000000432043_00414_20007_6993.N1	27-DEC-2005 19:55:32	Bright	42.500	122	9Alp2Lib	2.7470	9700.0	85	20007	No
188	GOM_NL__2PRFIN20051227_200223_000000382043_00414_20007_6994.N1	27-DEC-2005 20:02:23	Dark	38.000	109	Bet Lup	2.6770	26000.	76	20007	No
189	GOM_NL__2PRFIN20051227_200350_000000372043_00414_20007_6995.N1	27-DEC-2005 20:03:50	Dark	37.000	78	Alp Lup	2.3040	28000.	74	20007	No
190	GOM_NL__2PRFIN20051227_200509_000000392043_00414_20007_6996.N1	27-DEC-2005 20:05:09	Dark	39.000	95	Zet Cen	2.5450	26000.	78	20007	No
191	GOM_NL__2PRFIN20051227_200709_000000422043_00414_20007_6997.N1	27-DEC-2005 20:07:09	Dark	41.500	4	Alp1Cen	-0.010000	5800.0	83	20007	No
192	GOM_NL__2PRFIN20051227_201047_000000402043_00415_20008_6973.N1	27-DEC-2005 20:10:47	Dark	40.000	12	Alp1Cru	0.77500	30000.	80	20008	No
193	GOM_NL__2PRFIN20051227_201612_000000392043_00415_20008_6974.N1	27-DEC-2005 20:16:12	Dark	38.500	29	Bet Car	1.6720	10200.	77	20008	No
194	GOM_NL__2PRFIN20051227_201906_000000542043_00415_20008_6975.N1	27-DEC-2005 20:19:06	Dark	53.500	41	Eps Car	1.8600	4100.0	107	20008	No
195	GOM_NL__2PRFIN20051227_202329_000000462043_00415_20008_6976.N1	27-DEC-2005 20:23:29	Dark	45.500	2	Alp Car	-0.73600	7000.0	91	20008	No
196	GOM_NL__2PRFIN20051227_202915_000000402043_00415_20008_6977.N1	27-DEC-2005 20:29:15	Straylight	39.500	108	Alp Col	2.6520	15200.	79	20008	No
197	GOM_NL__2PRFIN20051227_203356_000000392043_00415_20008_6978.N1	27-DEC-2005 20:33:56	Straylight	39.000	101	11Alp Lep	2.5820	7000.0	78	20008	No
198	GOM_NL__2PRFIN20051227_203650_000000472043_00415_20008_6979.N1	27-DEC-2005 20:36:50	Straylight	47.000	7	19Bet Ori	0.10000	14000.	94	20008	No
199	GOM_NL__2PRFIN20051227_204100_000000232043_00415_20008_6980.N1	27-DEC-2005 20:41:00	Tw_i_and_stray	23.000	27	24Gam Ori	1.6360	26000.	46	20008	No
200	GOM_NL__2PRFIN20051227_204401_000000522043_00415_20008_6981.N1	27-DEC-2005 20:44:01	Bright	52.000	13	87Alp Tau	0.86700	3800.0	104	20008	No
201	GOM_NL__2PRFIN20051227_204637_000000352043_00415_20008_6982.N1	27-DEC-2005 20:46:37	Bright	34.500	146	25Eta Tau	2.8730	15200.	69	20008	No
202	GOM_NL__2PRFIN20051227_204840_000000382043_00415_20008_6983.N1	27-DEC-2005 20:48:40	Bright	38.000	114	3lot Aur	2.6930	4600.0	76	20008	No
203	GOM_NL__2PRFIN20051227_205048_000000352043_00415_20008_6984.N1	27-DEC-2005 20:50:48	Bright	34.500	149	45Eps Per	2.8880	30000.	69	20008	No
204	GOM_NL__2PRFIN20051227_205305_000000352043_00415_20008_6985.N1	27-DEC-2005 20:53:05	Bright	35.000	175	39Del Per	3.0100	19400.	70	20008	No
205	GOM_NL__2PRFIN20051227_205507_000000362043_00415_20008_6986.N1	27-DEC-2005 20:55:07	Bright	35.500	160	23Gam Per	2.9300	4700.0	71	20008	No
206	GOM_NL__2PRFIN20051227_210430_000000362043_00415_20008_6987.N1	27-DEC-2005 21:04:30	Bright	36.000	49	1Alp UMi	1.9900	6300.0	72	20008	No
207	GOM_NL__2PRFIN20051227_210903_000000342043_00415_20008_6988.N1	27-DEC-2005 21:09:03	Bright	33.500	60	7Bet UMi	2.0810	3950.0	67	20008	No
208	GOM_NL__2PRFIN20051227_211245_000000362043_00415_20008_6989.N1	27-DEC-2005 21:12:45	Bright	35.500	119	14Eta Dra	2.7270	4700.0	71	20008	No
209	GOM_NL__2PRFIN20051227_211444_000000522043_00415_20008_6990.N1	27-DEC-2005 21:14:44	Bright	52.000	130	23Bet Dra	2.7990	5800.0	104	20008	No
210	GOM_NL__2PRFIN20051227_212059_000000462043_00415_20008_6991.N1	27-DEC-2005 21:20:59	Bright	46.000	133	40Zet Her	2.8070	6000.0	92	20008	No
211	GOM_NL__2PRFIN20051227_212302_000000362043_00415_20008_6992.N1	27-DEC-2005 21:23:02	Bright	36.000	67	5Alp CrB	2.2210	11000.	72	20008	No
212	GOM_NL__2PRFIN20051227_212841_000000352043_00415_20008_6993.N1	27-DEC-2005 21:28:41	Bright	34.500	102	24Alp Ser	2.6000	4250.0	69	20008	No
213	GOM_NL__2PRFIN20051227_213337_000000542043_00415_20008_6994.N1	27-DEC-2005 21:33:37	Bright	54.000	104	27Bet Lib	2.6140	13100.	108	20008	No
214	GOM_NL__2PRFIN20051227_213608_000000402043_00415_20008_6995.N1	27-DEC-2005 21:36:08	Bright	40.000	122	9Alp2Lib	2.7470	9700.0	80	20008	No
215	GOM_NL__2PRFIN20051227_214259_000000382043_00415_20008_6996.N1	27-DEC-2005 21:42:59	Dark	37.500	109	Bet Lup	2.6770	26000.	75	20008	No
216	GOM_NL__2PRFIN20051227_214426_000000382043_00415_20008_6997.N1	27-DEC-2005 21:44:26	Dark	37.500	78	Alp Lup	2.3040	28000.	75	20008	No
217	GOM_NL__2PRFIN20051227_214545_000000392043_00415_20008_6998.N1	27-DEC-2005 21:45:45	Dark	39.000	95	Zet Cen	2.5450	26000.	78	20008	No
218	GOM_NL__2PRFIN20051227_214745_000000472043_00415_20008_6999.N1	27-DEC-2005 21:47:45	Dark	47.000	4	Alp1Cen	-0.010000	5800.0	94	20008	No
219	GOM_NL__2PRFIN20051227_215123_000000422043_00416_20009_6975.N1	27-DEC-2005 21:51:23	Dark	41.500	12	Alp1Cru	0.77500	30000.	83	20009	No

220	GOM_NL__2PRFIN20051227_215649_000000392043_00416_20009_6976.N1	27-DEC-2005 21:56:49	Dark	39.000	29	Bet Car	1.6720	10200.	78	20009	No
221	GOM_NL__2PRFIN20051227_215942_000000482043_00416_20009_6977.N1	27-DEC-2005 21:59:42	Dark	47.500	41	Eps Car	1.8600	4100.0	95	20009	No
222	GOM_NL__2PRFIN20051227_220405_000000472043_00416_20009_6978.N1	27-DEC-2005 22:04:05	Dark	46.500	2	Alp Car	-0.73600	7000.0	93	20009	No
223	GOM_NL__2PRFIN20051227_220951_000000402043_00416_20009_6979.N1	27-DEC-2005 22:09:51	Straylight	39.500	108	Alp Col	2.6520	15200.	79	20009	No
224	GOM_NL__2PRFIN20051227_221432_000000412043_00416_20009_6980.N1	27-DEC-2005 22:14:32	Straylight	41.000	101	11Alp Lep	2.5820	7000.0	82	20009	No
225	GOM_NL__2PRFIN20051227_221726_000000452043_00416_20009_6981.N1	27-DEC-2005 22:17:26	Straylight	44.500	7	19Bet Ori	0.10000	14000.	89	20009	No
226	GOM_NL__2PRFIN20051227_222136_000000232043_00416_20009_6982.N1	27-DEC-2005 22:21:36	Tw_i_and_stray	23.000	27	24Gam Ori	1.6360	26000.	46	20009	No
227	GOM_NL__2PRFIN20051227_222437_000000442043_00416_20009_6983.N1	27-DEC-2005 22:24:37	Bright	43.500	13	87Alp Tau	0.86700	3800.0	87	20009	No
228	GOM_NL__2PRFIN20051227_222713_000000352043_00416_20009_6984.N1	27-DEC-2005 22:27:13	Bright	34.500	146	25Eta Tau	2.8730	15200.	69	20009	No
229	GOM_NL__2PRFIN20051227_222916_000000382043_00416_20009_6985.N1	27-DEC-2005 22:29:16	Bright	38.000	114	3lot Aur	2.6930	4600.0	76	20009	No
230	GOM_NL__2PRFIN20051227_223124_000000352043_00416_20009_6986.N1	27-DEC-2005 22:31:24	Bright	34.500	149	45Eps Per	2.8880	30000.	69	20009	No
231	GOM_NL__2PRFIN20051227_223340_000000342043_00416_20009_6987.N1	27-DEC-2005 22:33:40	Bright	33.500	175	39Del Per	3.0100	19400.	67	20009	No
232	GOM_NL__2PRFIN20051227_223543_000000352043_00416_20009_6988.N1	27-DEC-2005 22:35:43	Bright	35.000	160	23Gam Per	2.9300	4700.0	70	20009	No
233	GOM_NL__2PRFIN20051227_224506_000000362043_00416_20009_6989.N1	27-DEC-2005 22:45:06	Bright	35.500	49	1Alp UMi	1.9900	6300.0	71	20009	No
234	GOM_NL__2PRFIN20051227_224939_000000372043_00416_20009_6990.N1	27-DEC-2005 22:49:39	Bright	37.000	60	7Bet UMi	2.0810	3950.0	74	20009	No
235	GOM_NL__2PRFIN20051227_225321_000000372043_00416_20009_6991.N1	27-DEC-2005 22:53:21	Bright	37.000	119	14Eta Dra	2.7270	4700.0	74	20009	No
236	GOM_NL__2PRFIN20051227_225520_000000522043_00416_20009_6992.N1	27-DEC-2005 22:55:20	Bright	52.000	130	23Bet Dra	2.7990	5800.0	104	20009	No
237	GOM_NL__2PRFIN20051227_230135_000000342043_00416_20009_6993.N1	27-DEC-2005 23:01:35	Bright	34.000	133	40Zet Her	2.8070	6000.0	68	20009	No
238	GOM_NL__2PRFIN20051227_230338_000000362043_00416_20009_6994.N1	27-DEC-2005 23:03:38	Bright	35.500	67	5Alp CrB	2.2210	11000.	71	20009	No
239	GOM_NL__2PRFIN20051227_230917_000000352043_00416_20009_6995.N1	27-DEC-2005 23:09:17	Bright	34.500	102	24Alp Ser	2.6000	4250.0	69	20009	No
240	GOM_NL__2PRFIN20051227_231413_000000542043_00416_20009_6996.N1	27-DEC-2005 23:14:13	Bright	54.000	104	27Bet Lib	2.6140	13100.	108	20009	No
241	GOM_NL__2PRFIN20051227_231644_000000402043_00416_20009_6997.N1	27-DEC-2005 23:16:44	Bright	40.000	122	9Alp2Lib	2.7470	9700.0	80	20009	No
242	GOM_NL__2PRFIN20051227_232502_000000392043_00416_20009_6998.N1	27-DEC-2005 23:25:02	Dark	38.500	78	Alp Lup	2.3040	28000.	77	20009	No
243	GOM_NL__2PRFIN20051227_232621_000000432043_00416_20009_6999.N1	27-DEC-2005 23:26:21	Dark	43.000	95	Zet Cen	2.5450	26000.	86	20009	No
244	GOM_NL__2PRFIN20051227_232821_000000462043_00416_20009_7000.N1	27-DEC-2005 23:28:21	Dark	45.500	4	Alp1Cen	-0.010000	5800.0	91	20009	No
245	GOM_NL__2PRFIN20051227_233159_000000392043_00417_20010_6977.N1	27-DEC-2005 23:31:59	Dark	38.500	12	Alp1Cru	0.77500	30000.	77	20010	No
246	GOM_NL__2PRFIN20051227_233725_000000382043_00417_20010_6978.N1	27-DEC-2005 23:37:25	Dark	37.500	29	Bet Car	1.6720	10200.	75	20010	No
247	GOM_NL__2PRFIN20051227_234018_000000442043_00417_20010_6979.N1	27-DEC-2005 23:40:18	Dark	43.500	41	Eps Car	1.8600	4100.0	87	20010	No
248	GOM_NL__2PRFIN20051227_234442_000000452043_00417_20010_6980.N1	27-DEC-2005 23:44:42	Dark	44.500	2	Alp Car	-0.73600	7000.0	89	20010	No
249	GOM_NL__2PRFIN20051227_235027_000000402043_00417_20010_6981.N1	27-DEC-2005 23:50:27	Straylight	40.000	108	Alp Col	2.6520	15200.	80	20010	No
250	GOM_NL__2PRFIN20051227_235508_000000432043_00417_20010_6982.N1	27-DEC-2005 23:55:08	Straylight	43.000	101	11Alp Lep	2.5820	7000.0	86	20010	No
251	GOM_NL__2PRFIN20051227_235802_000000442043_00417_20010_6983.N1	27-DEC-2005 23:58:02	Straylight	44.000	7	19Bet Ori	0.10000	14000.	88	20010	No

### 3. Quality information per product

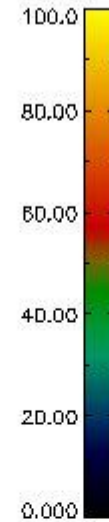
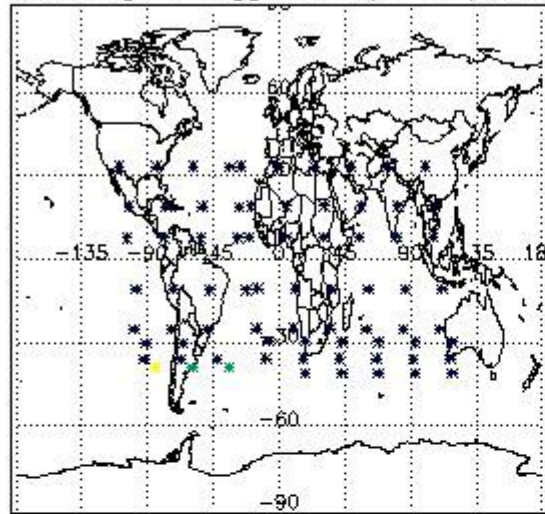
In this section it is plotted some information contained in the Quality Summary data set of the level 2 products. Only products in dark limb conditions and without errors (error flag in the MPH set to "0") are used.

#### 3.1 Plot quality information per product (time dependant)

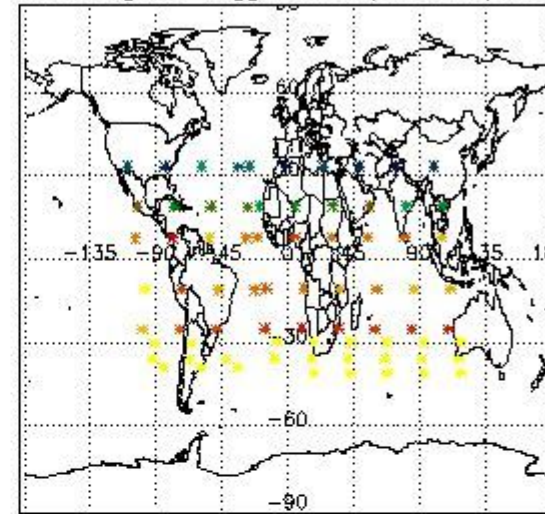


3.2 Plot quality information per product (world map)


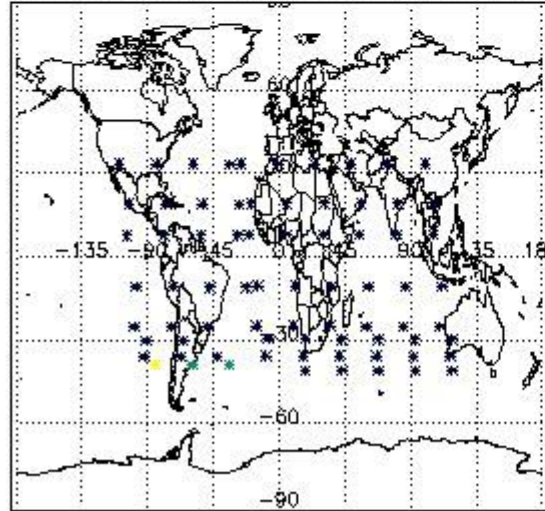
Percentage of flagged data per O3 profile



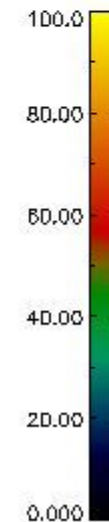
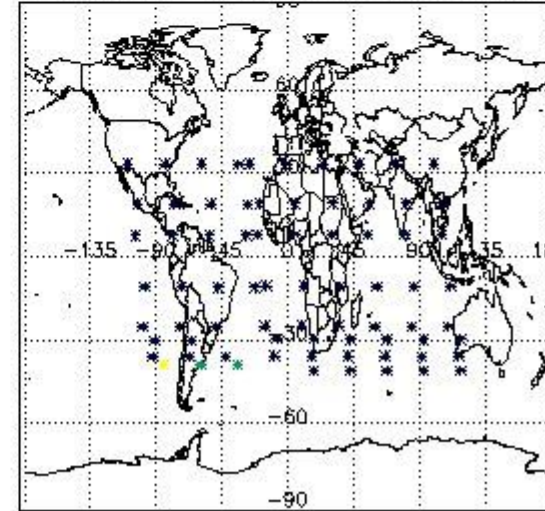
Percentage of flagged data per H2O profile



Percentage of flagged data per NO2 profile



Percentage of flagged data per NO3 profile



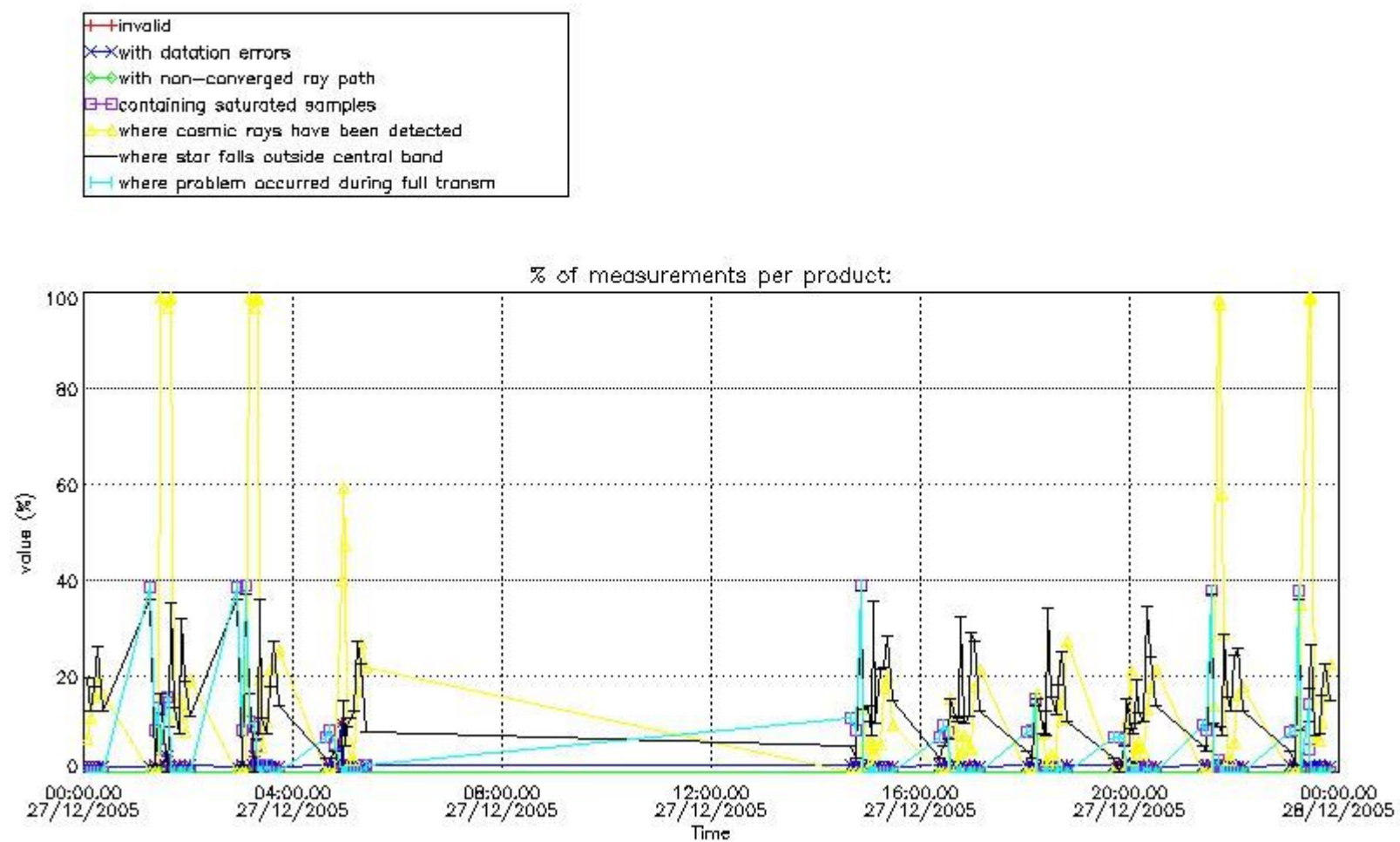
#### 4. Level 1 quality information per product

In this section it is plotted some information contained in the Quality Summary data set of the level 2 products that comes from the level 1b processing. Products without errors (error flag in the MPH set to "0") are used.

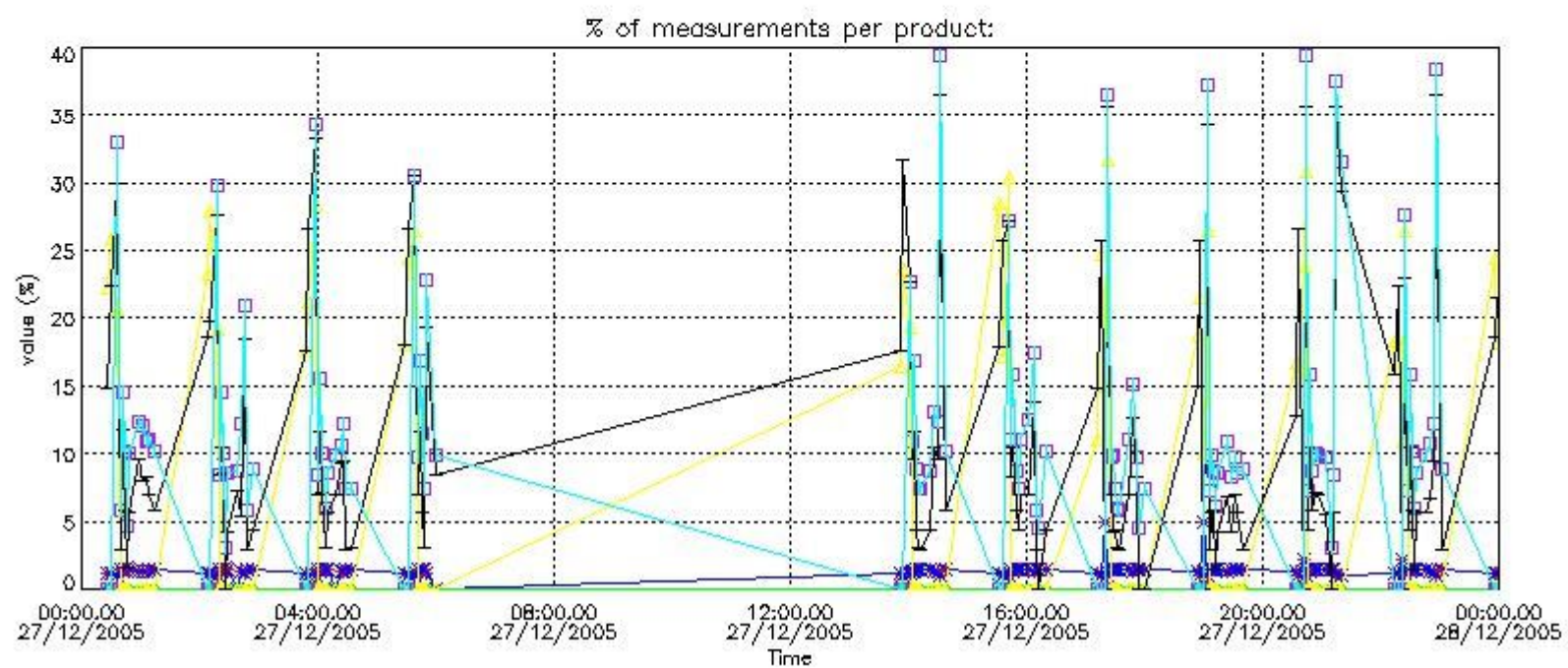
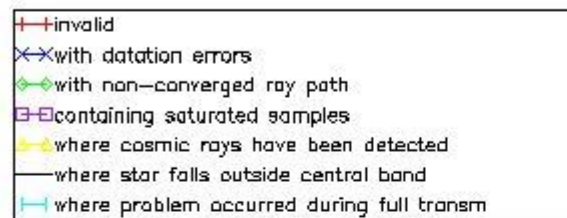
##### 4.1 Plot quality information per product (time dependant) coming from level 1b processing

###### 4.1.1 Plot level 1 quality information per product (time dependant): ENVISAT ASCENDING passes



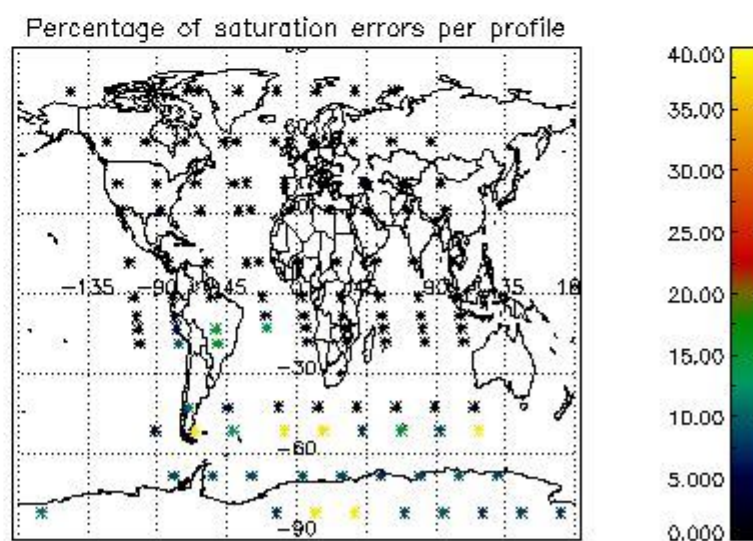
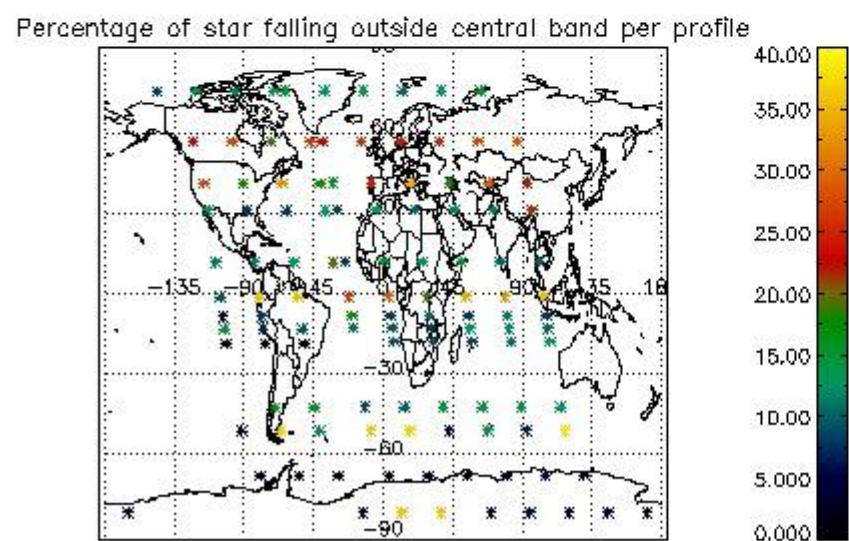
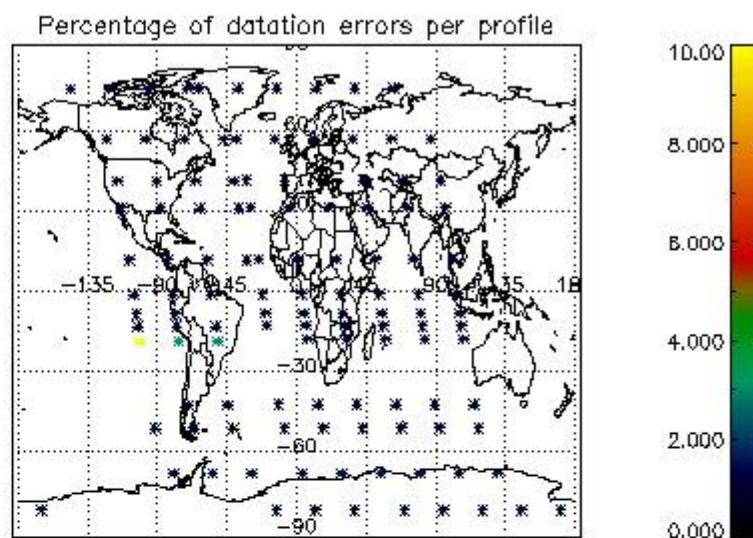
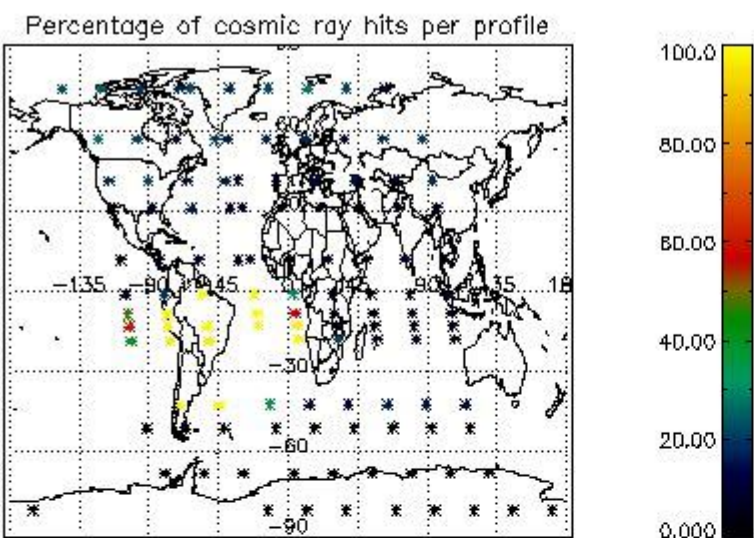


4.1.2 Plot level 1 quality information per product (time dependant): ENVI SAT DESCENDING passes

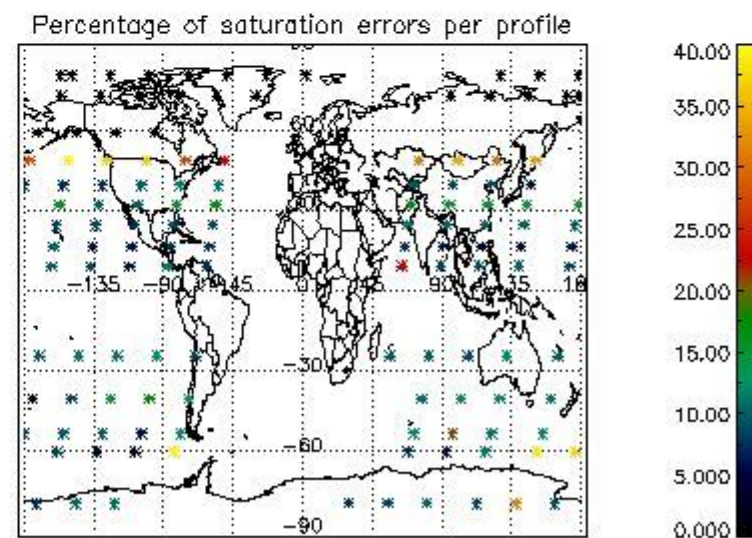
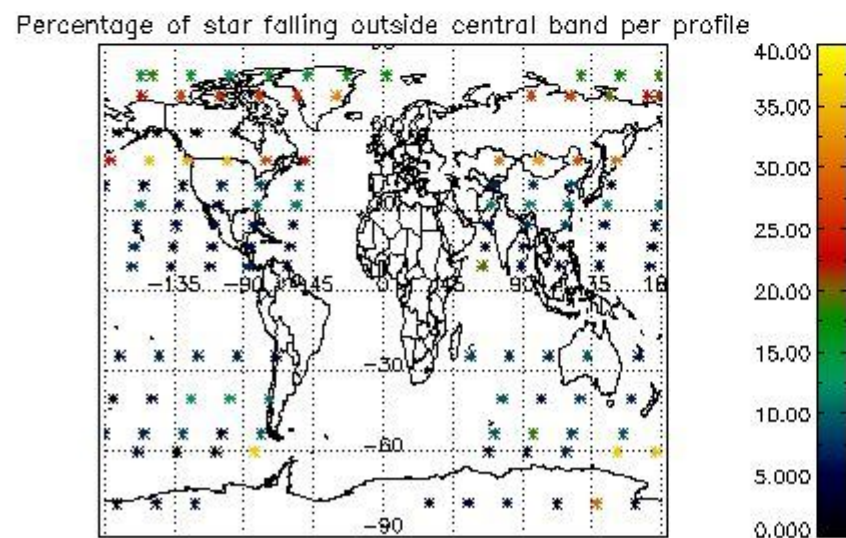
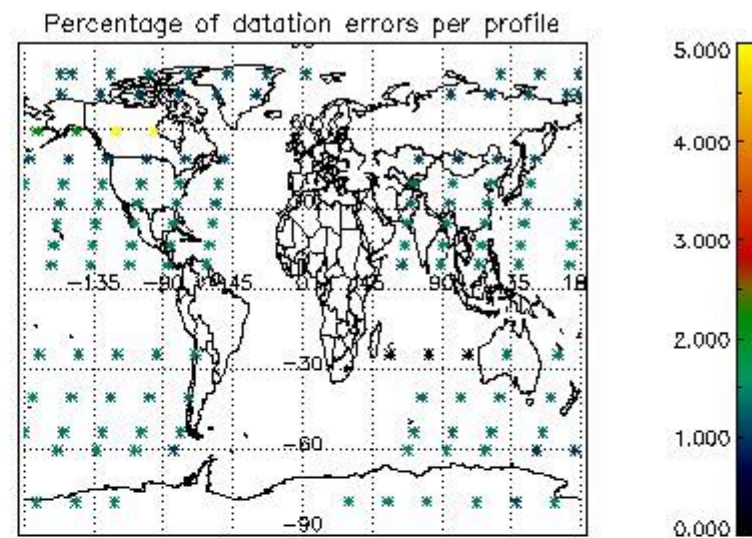
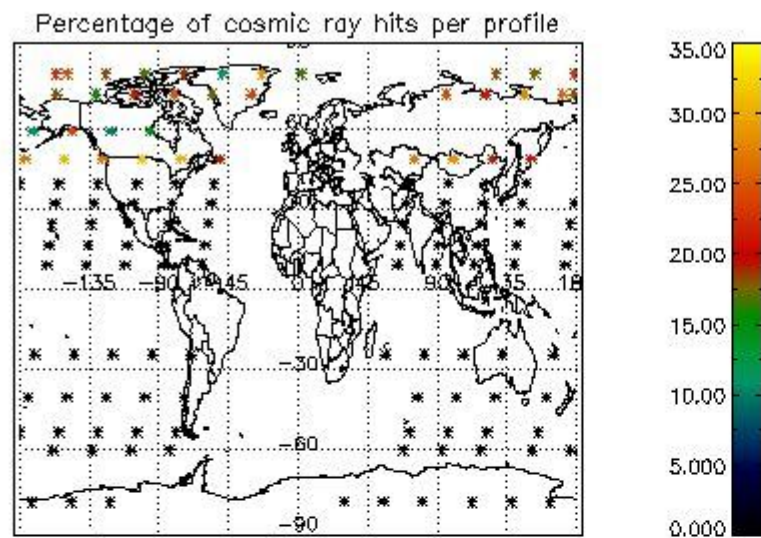


#### 4.2 Plot quality information per product coming from level 1b processing (world map)

##### 4.2.1 Plot level 1 quality information per product (world map): ENVISAT ASCENDING passes



4.2.2 Plot level 1 quality information per product (world map): ENVISAT DESCENDING passes



## 5. Trace gas profiles

### 5.1 Ozone statistics based on quality of products

The final quality of the products can be "measured" using the STD (Standard Deviation) attached to every point profile. This information is written to the parameter GOM\_NL\_\_2P/NL\_LOCAL\_SPECIES\_DENSITY/o3\_std of the level 2 products. The table below shows the statistics for given STD ranges.

The statistics are given with respect to the overall valid production:

- Products without fatal errors: GOM\_NL\_\_2P/MPH/PRODUCT\_ERR=0
- Valid point profile: GOM\_NL\_\_2P/NL\_LOCAL\_SPECIES\_DENSITY/pcd(0)=0

The 'Criteria' is applied to valid points of dark limb products:

- Products in dark limb illumination condition: GOM\_NL\_\_2P/NL\_SUMMARY\_QUALITY/obs\_ill\_cond=0
- Products without fatal errors: GOM\_NL\_\_2P/MPH/PRODUCT\_ERR=0
- Valid point profile: GOM\_NL\_\_2P/NL\_LOCAL\_SPECIES\_DENSITY/pcd(0)=0

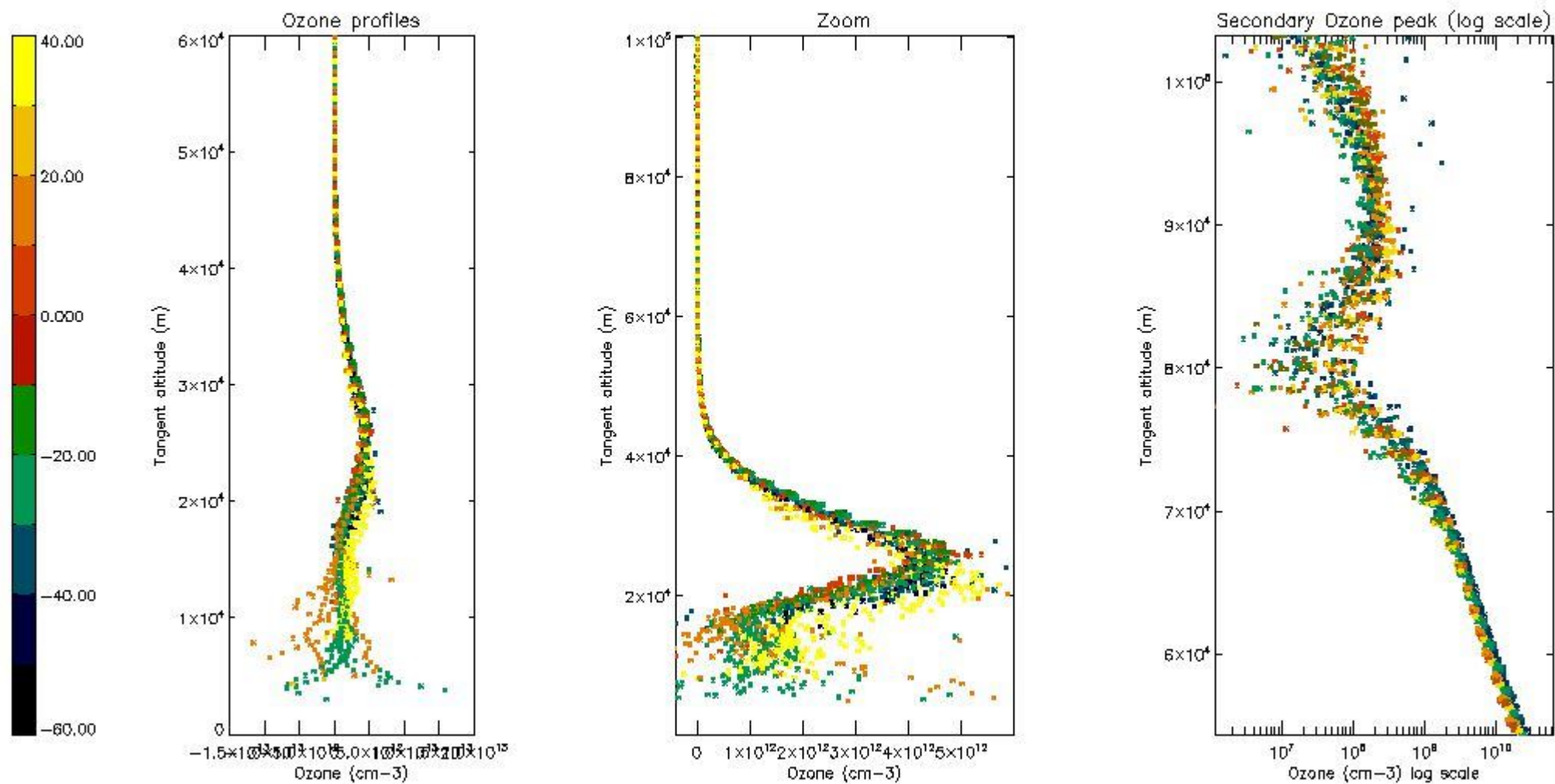
So, the table below shows the percentage of dark limb and valid observations for each criteria with respect to the overall valid daily observations.

Criteria	% of total production
All STD	32
STD < 20	20

STD < 10	17
STD < 5	12

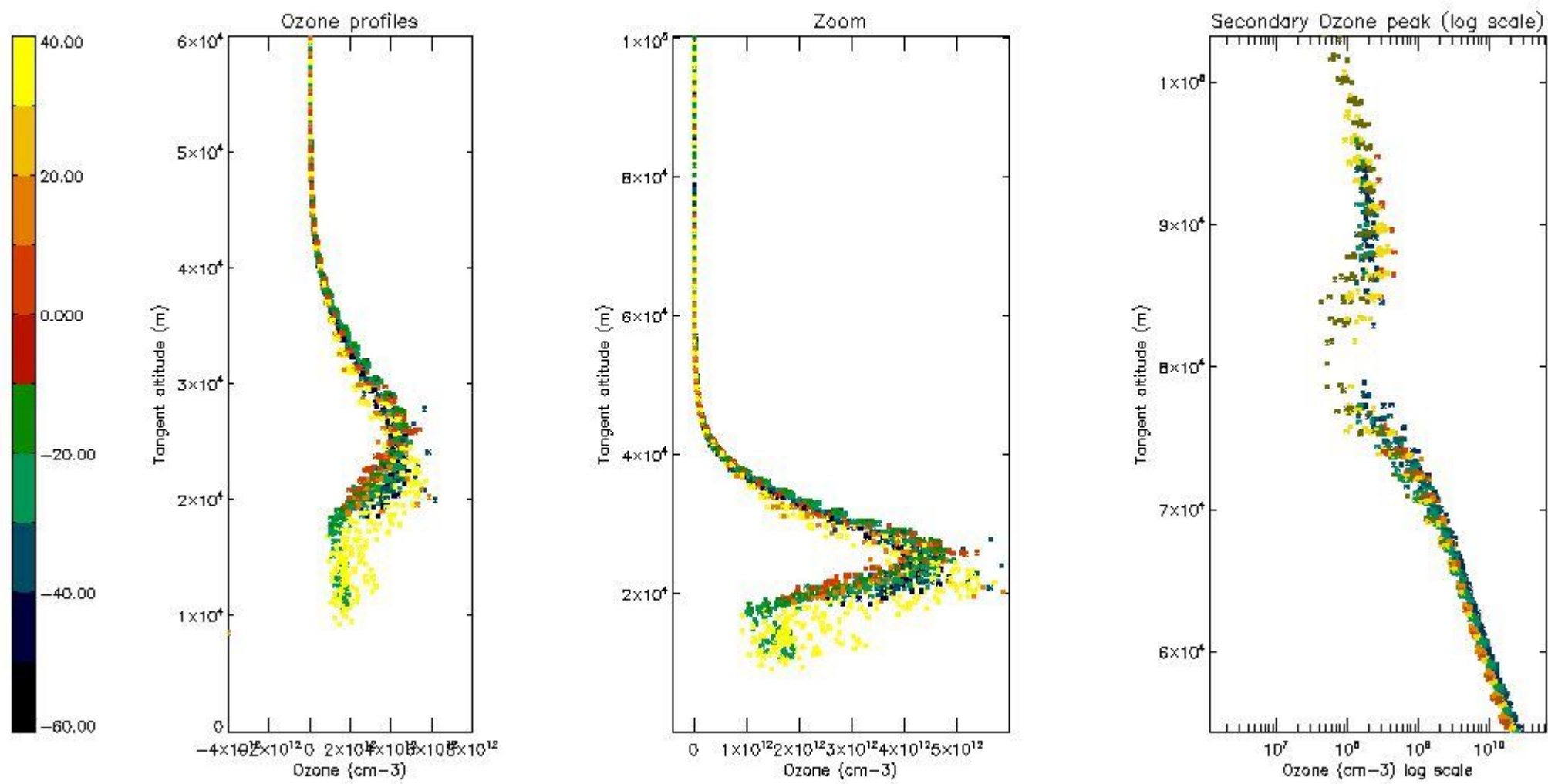
5.2 Plot ozone profiles for all STD (dark without errors)

The colorbar represents the latitude.



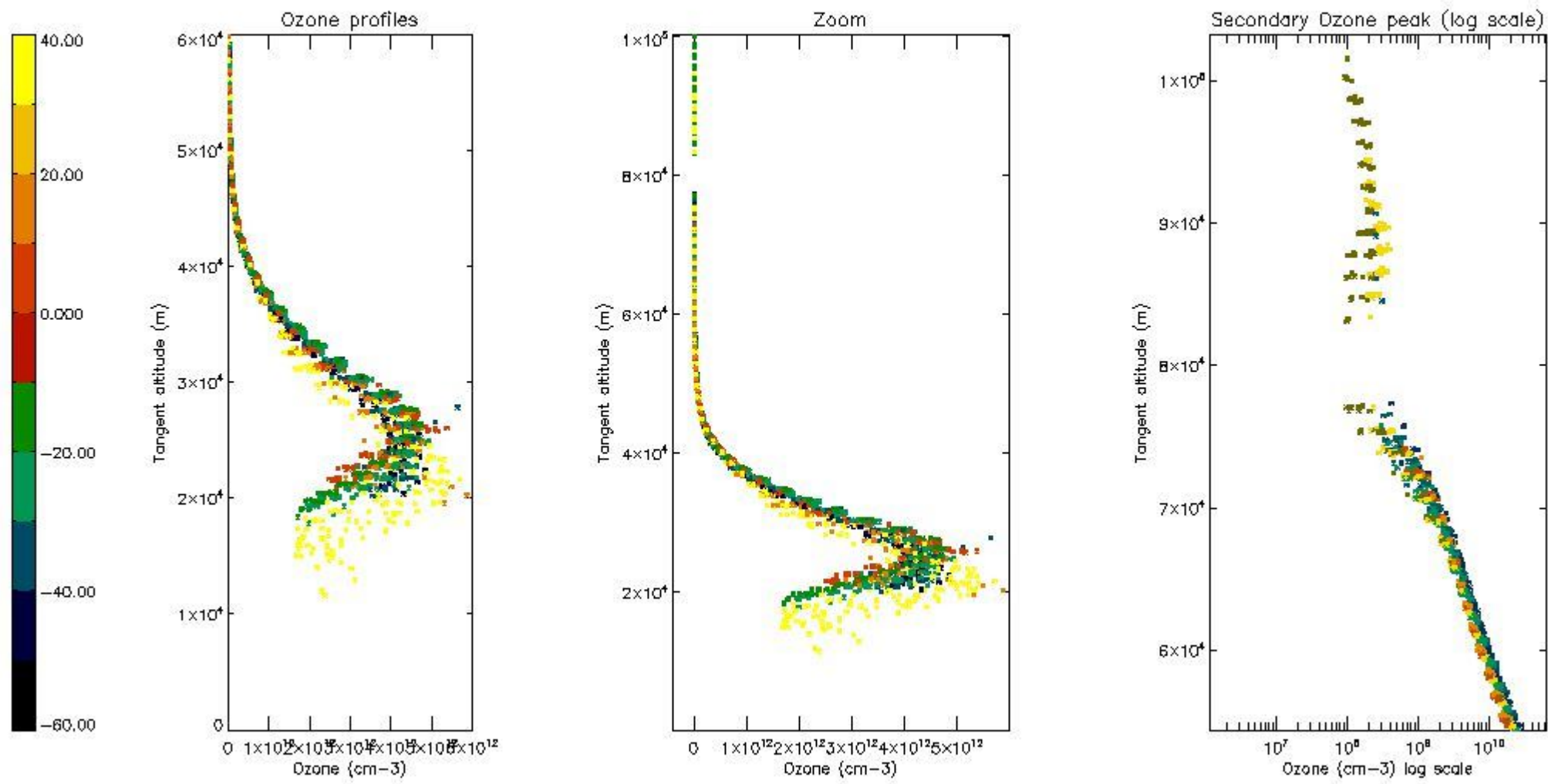
5.3 Plot ozone profiles where STD < 20% (dark without errors)

The colorbar represents the latitude.



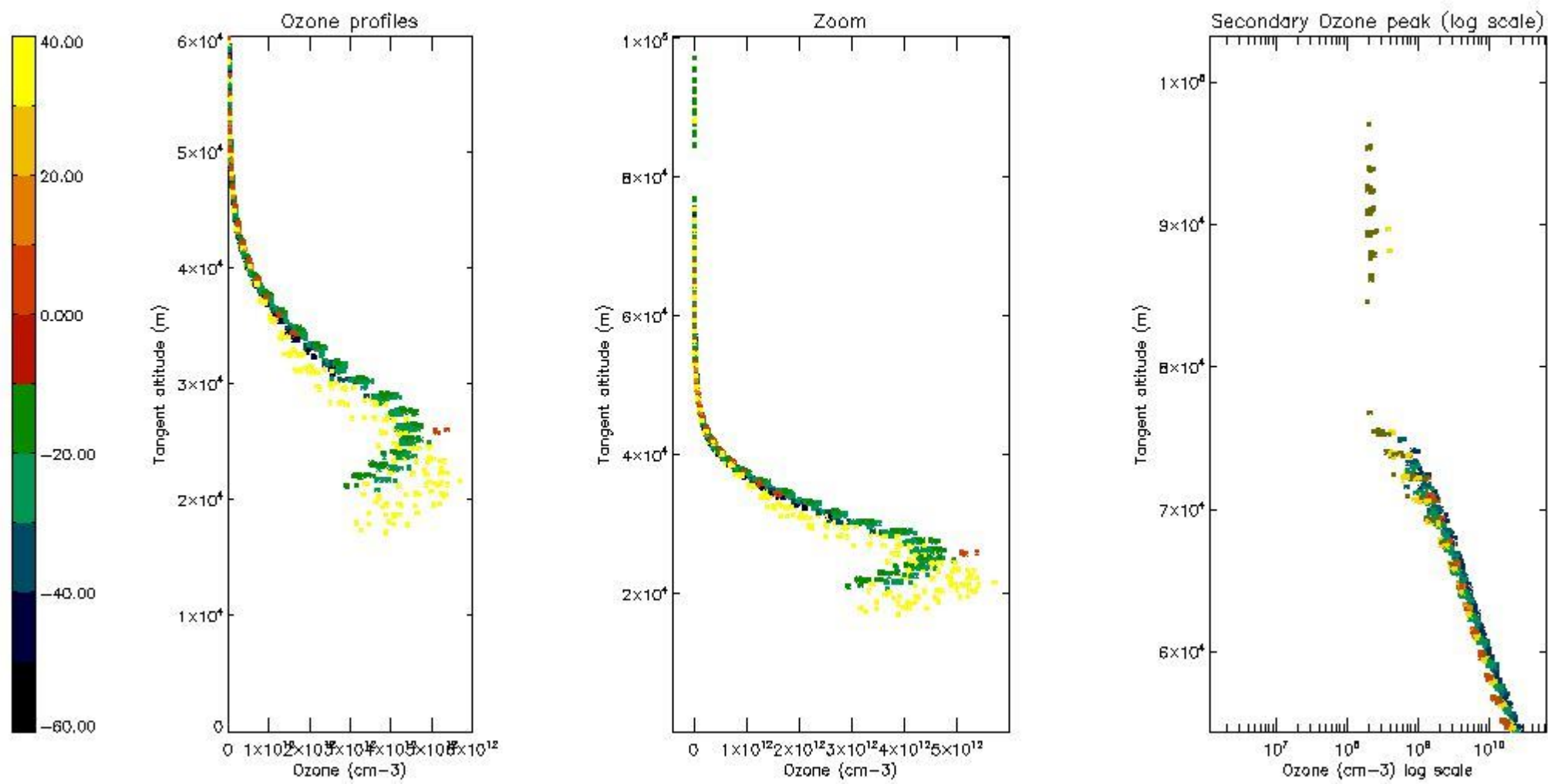
*5.4 Plot ozone profiles where STD < 10% (dark without errors)*

The colorbar represents the latitude.



*5.5 Plot ozone profiles where STD < 5% (dark without errors)*

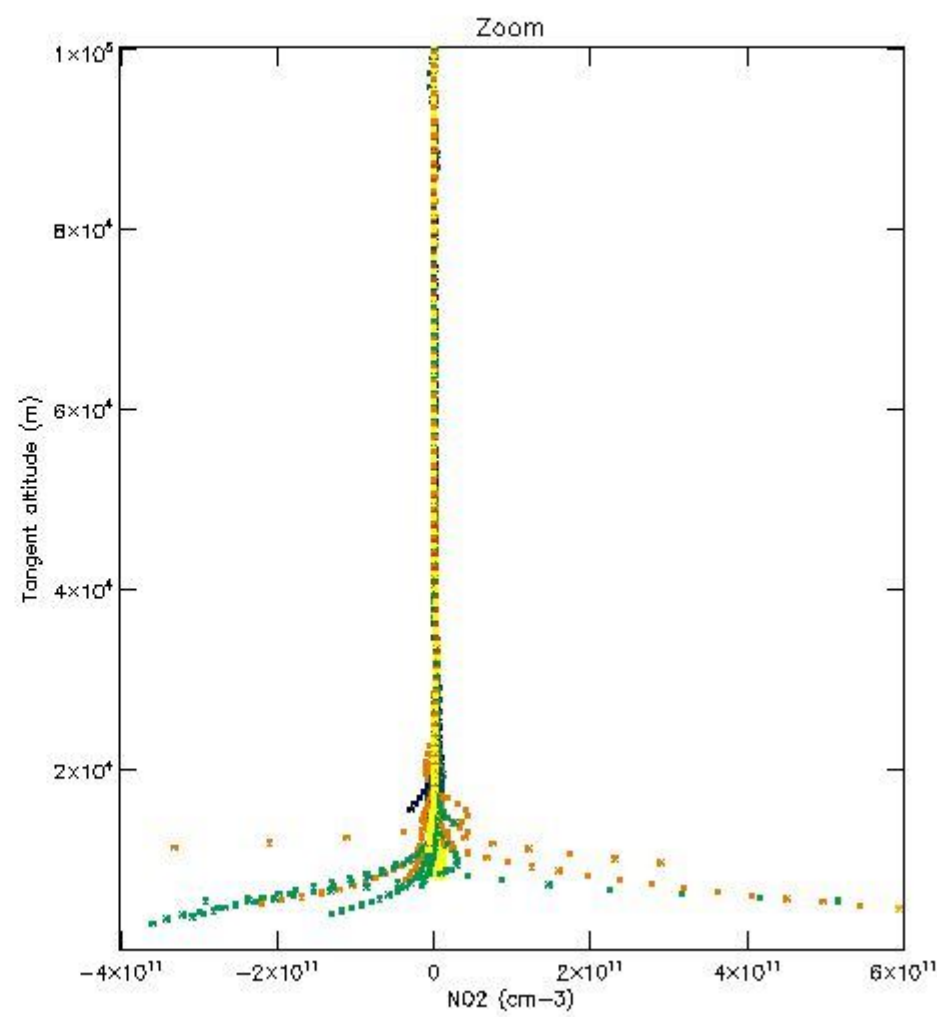
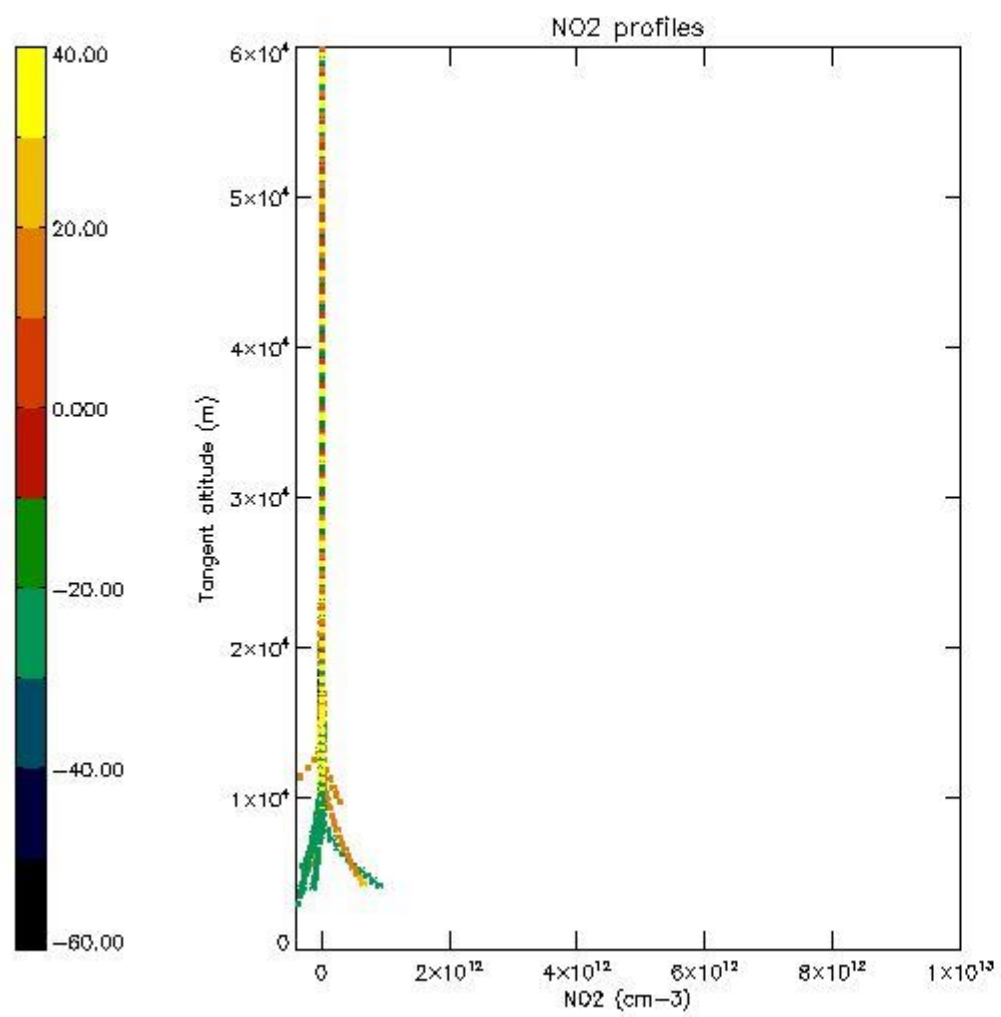
The colorbar represents the latitude.



*5.6 Plot NO<sub>2</sub> profiles for all STD (dark without errors)*

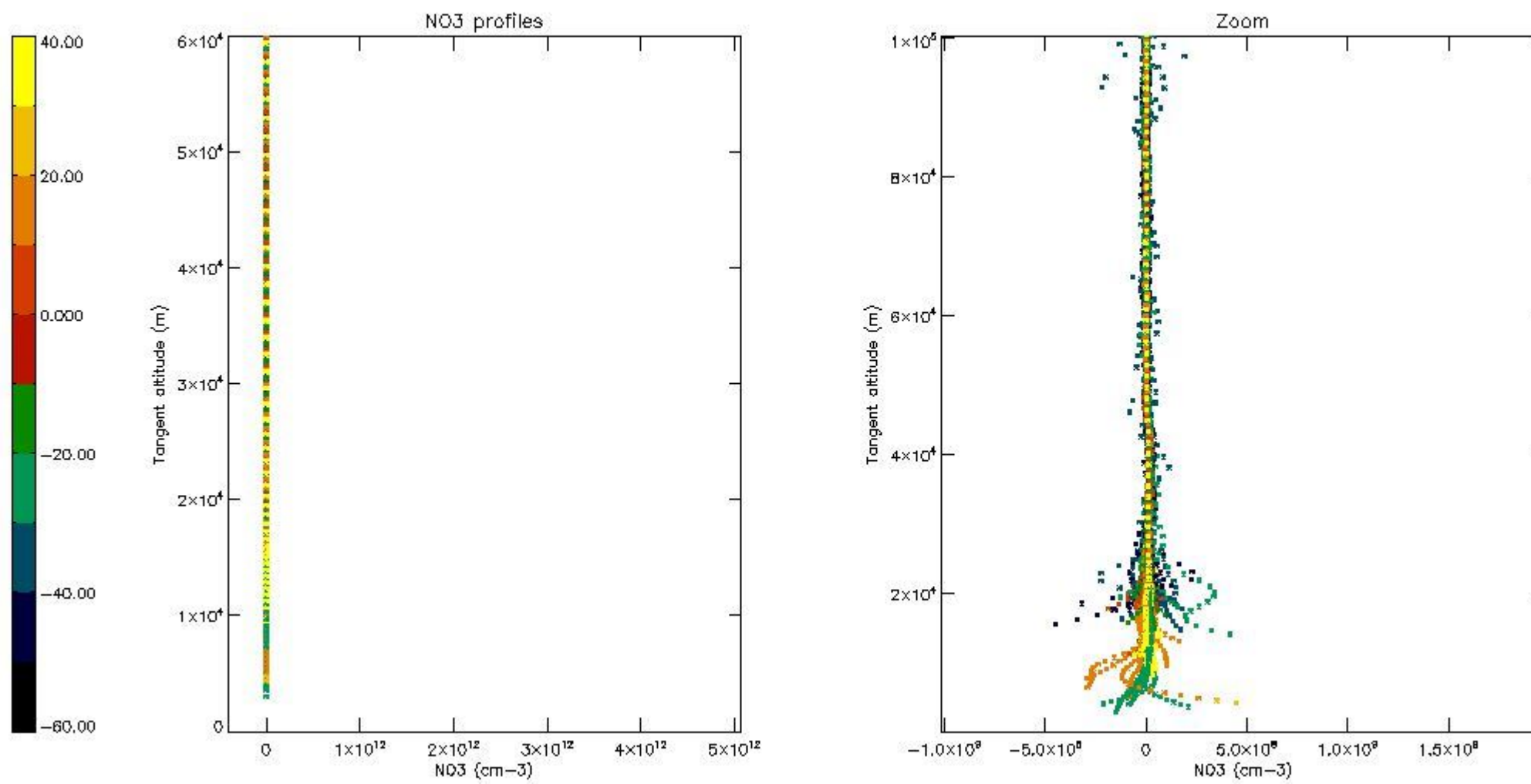
The colorbar represents the latitude.





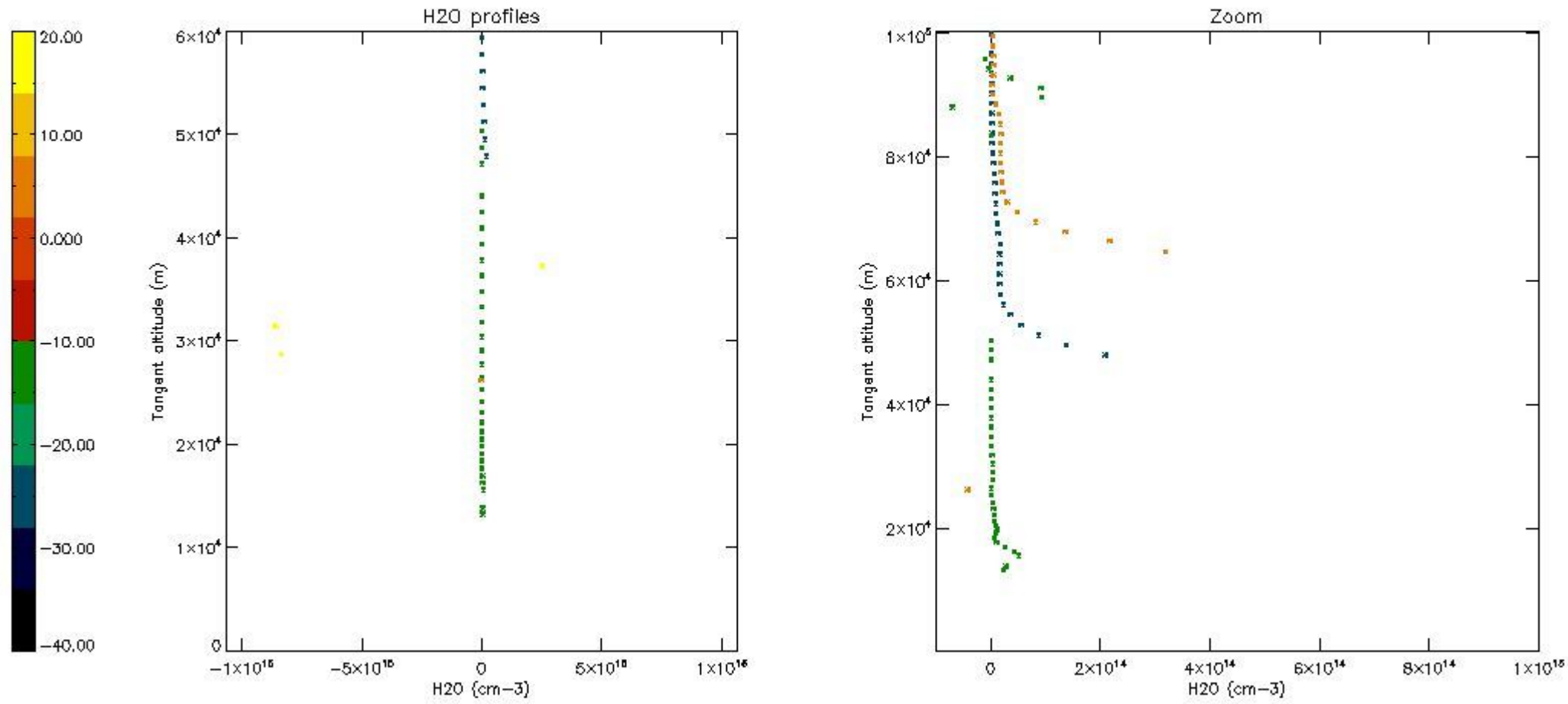
*5.7 Plot NO3 profiles for all STD (dark without errors)*

The colorbar represents the latitude.



*5.8 Plot H2O profiles for all STD (only for occultations of stars 1,2,3,4,13,14,16,26,63 dark without errors)*

The colorbar represents the latitude.



## 6. Auxiliary Data Files used for the production reported in section 2

The number reported in the third column indicates since which file (see list in section 2) the corresponding auxiliary file has been used. The fourth column is the date of those product files.

Type	Auxiliary Filename	Used since product	Used since product date
INST_PHYS_CHARACTERISTICS	GOM_INS_AXVIEC20091111_143220_20030716_120000_20500101_000000	1	27-DEC-2005 00:03:30
LEVEL-2_PROC_CONFIG	GOM_PR2_AXVIEC20091111_152718_20020301_000000_20500101_000000	1	27-DEC-2005 00:03:30
CROSS_SECTIONS_FILE	GOM_CRS_AXVIEC20091111_154832_20020301_000000_20500101_000000	1	27-DEC-2005 00:03:30

# GOMOS Level 2 Daily Report

## SUMMARY

### [1. General Info](#)

### [2. Summary of processed GOM\\_NL\\_2P products](#)

### [3. Level 2 Quality information per product](#)

#### [3.1 Plot of level 2 quality information per product \(time dependant\)](#)

#### [3.2 Plot of level 2 quality information per product \(world map\)](#)

### [4. Level 1 Quality information per product \(stored on level 2 products\)](#)

#### [4.1 Plot of level 1 quality information per product \(time dependant\)](#)

##### [4.1.1 Plot of level 1 quality information per product \(time dependant\): ASCENDING](#)

##### [4.1.2 Plot of level 1 quality information per product \(time dependant\): DESCENDING](#)

#### [4.2 Plot of level 1 quality information per product \(world map\)](#)

##### [4.2.1 Plot of level 1 quality information per product \(world map\): ASCENDING](#)

##### [4.2.2 Plot of level 1 quality information per product \(world map\): DESCENDING](#)

### [5. Ozone profiles based on quality statistics and other trace gas profiles](#)

#### [5.1 Ozone statistics based on quality of products](#)

#### [5.2 Plot ozone profiles for all STD \(dark without errors\)](#)

#### [5.3 Plot ozone profiles where STD < 20% \(dark without errors\)](#)

#### [5.4. Plot ozone profiles where STD < 10% \(dark without errors\)](#)

#### [5.5. Plot ozone profiles where STD < 5% \(dark without errors\)](#)

#### [5.6 Plot NO2 profiles for all STD \(dark without errors\)](#)

#### [5.7 Plot NO3 profiles for all STD \(dark without errors\)](#)

#### [5.8 Plot H2O profiles \(only for occultations of stars 1,2,3,4,13,14,16,26,63 dark without errors\) for all STD](#)

### [6. Auxiliary Data Files used for the production reported in section 2](#)

This report presents the daily analysis on parameters extracted from GOMOS level 2 data (GOM\_NL\_\_2P). It is intended to monitor some important parameters that will impact the quality of these products. A list of level 2 products (and content) that have arrived during the reporting day to the PCF is also given.

Item	Value
Time of report generation	18APR2013 13:32:13
Data source version	GOMOS/6.01
Start time of products	27-12-2005 (27DEC2005 00:00:00)
Stop time of products	28-12-2005 (28DEC2005 00:00:00)
Store outputs in DB	Yes
Nb of level 2 prods	251
Nb of prods with errors	0

## 2. Summary of processed GOM\_NL\_\_2P products.

Nr	Filename	UTC Start time	Limb	Duration	Star Id	Star Name	Star Mag	Star Temp	Nb Meas	Orbit	Prod. error
1	GOM_NL__2PRFIN20051227_000330_000000442043_00403_19996_9736.N1	27-DEC-2005 00:03:30	Dark	43.500	12	Alp1Cru	0.77500	30000.	87	19996	No
2	GOM_NL__2PRFIN20051227_000857_000000402043_00403_19996_9737.N1	27-DEC-2005 00:08:57	Dark	39.500	29	Bet Car	1.6720	10200.	79	19996	No
3	GOM_NL__2PRFIN20051227_001149_000000452043_00403_19996_9738.N1	27-DEC-2005 00:11:49	Dark	44.500	41	Eps Car	1.8600	4100.0	89	19996	No
4	GOM_NL__2PRFIN20051227_001615_000000482043_00403_19996_9739.N1	27-DEC-2005 00:16:15	Dark	47.500	2	Alp Car	-0.73600	7000.0	95	19996	No
5	GOM_NL__2PRFIN20051227_002202_000000402043_00403_19996_9740.N1	27-DEC-2005 00:22:02	Straylight	39.500	108	Alp Col	2.6520	15200.	79	19996	No
6	GOM_NL__2PRFIN20051227_002643_000000412043_00403_19996_9741.N1	27-DEC-2005 00:26:43	Straylight	40.500	101	11Alp Lep	2.5820	7000.0	81	19996	No
7	GOM_NL__2PRFIN20051227_002937_000000452043_00403_19996_9742.N1	27-DEC-2005 00:29:37	Straylight	44.500	7	19Bet Ori	0.10000	14000.	89	19996	No
8	GOM_NL__2PRFIN20051227_003648_000000492043_00403_19996_9743.N1	27-DEC-2005 00:36:48	Bright	48.500	13	87Alp Tau	0.86700	3800.0	97	19996	No
9	GOM_NL__2PRFIN20051227_003923_000000342043_00403_19996_9744.N1	27-DEC-2005 00:39:23	Bright	34.000	146	25Eta Tau	2.8730	15200.	68	19996	No
10	GOM_NL__2PRFIN20051227_004129_000000382043_00403_19996_9745.N1	27-DEC-2005 00:41:29	Bright	38.000	114	3Iot Aur	2.6930	4600.0	76	19996	No
11	GOM_NL__2PRFIN20051227_004335_000000352043_00403_19996_9746.N1	27-DEC-2005 00:43:35	Bright	34.500	149	45Eps Per	2.8880	30000.	69	19996	No
12	GOM_NL__2PRFIN20051227_004551_000000332043_00403_19996_9747.N1	27-DEC-2005 00:45:51	Bright	32.500	175	39Del Per	3.0100	19400.	65	19996	No
13	GOM_NL__2PRFIN20051227_004753_000000352043_00403_19996_9748.N1	27-DEC-2005 00:47:53	Bright	35.000	160	23Gam Per	2.9300	4700.0	70	19996	No
14	GOM_NL__2PRFIN20051227_005719_000000372043_00403_19996_9749.N1	27-DEC-2005 00:57:19	Bright	36.500	49	1Alp UMi	1.9900	6300.0	73	19996	No
15	GOM_NL__2PRFIN20051227_010153_000000382043_00403_19996_9750.N1	27-DEC-2005 01:01:53	Bright	37.500	60	7Bet UMi	2.0810	3950.0	75	19996	No
16	GOM_NL__2PRFIN20051227_010533_000000372043_00403_19996_9751.N1	27-DEC-2005 01:05:33	Bright	36.500	119	14Eta Dra	2.7270	4700.0	73	19996	No
17	GOM_NL__2PRFIN20051227_010730_000000362043_00403_19996_9752.N1	27-DEC-2005 01:07:30	Bright	36.000	130	23Bet Dra	2.7990	5800.0	72	19996	No
18	GOM_NL__2PRFIN20051227_011346_000000352043_00403_19996_9753.N1	27-DEC-2005 01:13:46	Bright	34.500	133	40Zet Her	2.8070	6000.0	69	19996	No
19	GOM_NL__2PRFIN20051227_011549_000000532043_00403_19996_9754.N1	27-DEC-2005 01:15:49	Bright	53.000	67	5Alp CrB	2.2210	11000.	106	19996	No
20	GOM_NL__2PRFIN20051227_012127_000000352043_00403_19996_9755.N1	27-DEC-2005 01:21:27	Bright	34.500	102	24Alp Ser	2.6000	4250.0	69	19996	No
21	GOM_NL__2PRFIN20051227_012621_000000382043_00403_19996_9756.N1	27-DEC-2005 01:26:21	Bright	37.500	104	27Bet Lib	2.6140	13100.	75	19996	No
22	GOM_NL__2PRFIN20051227_012851_000000432043_00403_19996_9757.N1	27-DEC-2005 01:28:51	Bright	43.000	122	9Alp2Lib	2.7470	9700.0	86	19996	No
23	GOM_NL__2PRFIN20051227_013535_000000162043_00403_19996_9758.N1	27-DEC-2005 01:35:35	Dark	16.000	54	5The Cen	2.0550	4500.0	32	19996	No
24	GOM_NL__2PRFIN20051227_013710_000000382043_00403_19996_9759.N1	27-DEC-2005 01:37:10	Dark	37.500	78	Alp Lup	2.3040	28000.	75	19996	No
25	GOM_NL__2PRFIN20051227_014030_000000512043_00403_19996_9760.N1	27-DEC-2005 01:40:30	Dark	51.000	4	Alp1Cen	-0.010000	5800.0	102	19996	No
26	GOM_NL__2PRFIN20051227_014406_000000412043_00404_19997_9737.N1	27-DEC-2005 01:44:06	Dark	40.500	12	Alp1Cru	0.77500	30000.	81	19997	No
27	GOM_NL__2PRFIN20051227_014933_000000382043_00404_19997_9738.N1	27-DEC-2005 01:49:33	Dark	37.500	29	Bet Car	1.6720	10200.	75	19997	No
28	GOM_NL__2PRFIN20051227_015225_000000532043_00404_19997_9739.N1	27-DEC-2005 01:52:25	Dark	53.000	41	Eps Car	1.8600	4100.0	106	19997	No
29	GOM_NL__2PRFIN20051227_015651_000000432043_00404_19997_9740.N1	27-DEC-2005 01:56:51	Dark	42.500	2	Alp Car	-0.73600	7000.0	85	19997	No
30	GOM_NL__2PRFIN20051227_020238_000000392043_00404_19997_9741.N1	27-DEC-2005 02:02:38	Straylight	39.000	108	Alp Col	2.6520	15200.	78	19997	No
31	GOM_NL__2PRFIN20051227_020719_000000432043_00404_19997_9742.N1	27-DEC-2005 02:07:19	Straylight	43.000	101	11Alp Lep	2.5820	7000.0	86	19997	No
32	GOM_NL__2PRFIN20051227_021013_000000432043_00404_19997_9743.N1	27-DEC-2005 02:10:13	Straylight	43.000	7	19Bet Ori	0.10000	14000.	86	19997	No
33	GOM_NL__2PRFIN20051227_021724_000000472043_00404_19997_9744.N1	27-DEC-2005 02:17:24	Bright	47.000	13	87Alp Tau	0.86700	3800.0	94	19997	No
34	GOM_NL__2PRFIN20051227_021959_000000362043_00404_19997_9745.N1	27-DEC-2005 02:19:59	Bright	35.500	146	25Eta Tau	2.8730	15200.	71	19997	No
35	GOM_NL__2PRFIN20051227_022205_000000382043_00404_19997_9746.N1	27-DEC-2005 02:22:05	Bright	38.000	114	3Iot Aur	2.6930	4600.0	76	19997	No
36	GOM_NL__2PRFIN20051227_022411_000000352043_00404_19997_9747.N1	27-DEC-2005 02:24:11	Bright	35.000	149	45Eps Per	2.8880	30000.	70	19997	No
37	GOM_NL__2PRFIN20051227_022627_000000332043_00404_19997_9748.N1	27-DEC-2005 02:26:27	Bright	32.500	175	39Del Per	3.0100	19400.	65	19997	No
38	GOM_NL__2PRFIN20051227_022829_000000352043_00404_19997_9749.N1	27-DEC-2005 02:28:29	Bright	35.000	160	23Gam Per	2.9300	4700.0	70	19997	No
39	GOM_NL__2PRFIN20051227_023755_000000352043_00404_19997_9750.N1	27-DEC-2005 02:37:55	Bright	34.500	49	1Alp UMi	1.9900	6300.0	69	19997	No
40	GOM_NL__2PRFIN20051227_024229_000000372043_00404_19997_9751.N1	27-DEC-2005 02:42:29	Bright	37.000	60	7Bet UMi	2.0810	3950.0	74	19997	No
41	GOM_NL__2PRFIN20051227_024609_000000412043_00404_19997_9752.N1	27-DEC-2005 02:46:09	Bright	40.500	119	14Eta Dra	2.7270	4700.0	81	19997	No
42	GOM_NL__2PRFIN20051227_024807_000000342043_00404_19997_9753.N1	27-DEC-2005 02:48:07	Bright	34.000	130	23Bet Dra	2.7990	5800.0	68	19997	No

43	GOM_NL__2PRFIN20051227_025422_000000342043_00404_19997_9754.N1	27-DEC-2005 02:54:22	Bright	34.000	133	40Zet Her	2.8070	6000.0	68	19997	No
44	GOM_NL__2PRFIN20051227_025625_000000532043_00404_19997_9755.N1	27-DEC-2005 02:56:25	Bright	53.000	67	5Alp CrB	2.2210	11000.	106	19997	No
45	GOM_NL__2PRFIN20051227_030203_000000352043_00404_19997_9756.N1	27-DEC-2005 03:02:03	Bright	34.500	102	24Alp Ser	2.6000	4250.0	69	19997	No
46	GOM_NL__2PRFIN20051227_030657_000000542043_00404_19997_9757.N1	27-DEC-2005 03:06:57	Bright	54.000	104	27Bet Lib	2.6140	13100.	108	19997	No
47	GOM_NL__2PRFIN20051227_030927_000000432043_00404_19997_9758.N1	27-DEC-2005 03:09:27	Bright	43.000	122	9Alp2Lib	2.7470	9700.0	86	19997	No
48	GOM_NL__2PRFIN20051227_031612_000000162043_00404_19997_9759.N1	27-DEC-2005 03:16:12	Dark	16.000	54	5The Cen	2.0550	4500.0	32	19997	No
49	GOM_NL__2PRFIN20051227_031746_000000372043_00404_19997_9760.N1	27-DEC-2005 03:17:46	Dark	37.000	78	Alp Lup	2.3040	28000.	74	19997	No
50	GOM_NL__2PRFIN20051227_031904_000000382043_00404_19997_9761.N1	27-DEC-2005 03:19:04	Dark	38.000	95	Zet Cen	2.5450	26000.	76	19997	No
51	GOM_NL__2PRFIN20051227_032107_000000522043_00404_19997_9762.N1	27-DEC-2005 03:21:07	Dark	51.500	4	Alp1Cen	-0.010000	5800.0	103	19997	No
52	GOM_NL__2PRFIN20051227_032443_000000402043_00405_19998_9739.N1	27-DEC-2005 03:24:43	Dark	39.500	12	Alp1Cru	0.77500	30000.	79	19998	No
53	GOM_NL__2PRFIN20051227_033009_000000382043_00405_19998_9740.N1	27-DEC-2005 03:30:09	Dark	37.500	29	Bet Car	1.6720	10200.	75	19998	No
54	GOM_NL__2PRFIN20051227_033302_000000452043_00405_19998_9741.N1	27-DEC-2005 03:33:02	Dark	44.500	41	Eps Car	1.8600	4100.0	89	19998	No
55	GOM_NL__2PRFIN20051227_033727_000000482043_00405_19998_9742.N1	27-DEC-2005 03:37:27	Dark	47.500	2	Alp Car	-0.73600	7000.0	95	19998	No
56	GOM_NL__2PRFIN20051227_034314_000000402043_00405_19998_9743.N1	27-DEC-2005 03:43:14	Straylight	39.500	108	Alp Col	2.6520	15200.	79	19998	No
57	GOM_NL__2PRFIN20051227_034756_000000432043_00405_19998_9744.N1	27-DEC-2005 03:47:56	Straylight	42.500	101	11Alp Lep	2.5820	7000.0	85	19998	No
58	GOM_NL__2PRFIN20051227_035049_000000472043_00405_19998_9745.N1	27-DEC-2005 03:50:49	Straylight	47.000	7	19Bet Ori	0.10000	14000.	94	19998	No
59	GOM_NL__2PRFIN20051227_035800_000000512043_00405_19998_9746.N1	27-DEC-2005 03:58:00	Bright	51.000	13	87Alp Tau	0.86700	3800.0	102	19998	No
60	GOM_NL__2PRFIN20051227_040035_000000362043_00405_19998_9747.N1	27-DEC-2005 04:00:35	Bright	35.500	146	25Eta Tau	2.8730	15200.	71	19998	No
61	GOM_NL__2PRFIN20051227_040241_000000392043_00405_19998_9748.N1	27-DEC-2005 04:02:41	Bright	38.500	114	3lot Aur	2.6930	4600.0	77	19998	No
62	GOM_NL__2PRFIN20051227_040447_000000352043_00405_19998_9749.N1	27-DEC-2005 04:04:47	Bright	35.000	149	45Eps Per	2.8880	30000.	70	19998	No
63	GOM_NL__2PRFIN20051227_040703_000000342043_00405_19998_9750.N1	27-DEC-2005 04:07:03	Bright	33.500	175	39Del Per	3.0100	19400.	67	19998	No
64	GOM_NL__2PRFIN20051227_040905_000000352043_00405_19998_9751.N1	27-DEC-2005 04:09:05	Bright	35.000	160	23Gam Per	2.9300	4700.0	70	19998	No
65	GOM_NL__2PRFIN20051227_041831_000000362043_00405_19998_9752.N1	27-DEC-2005 04:18:31	Bright	35.500	49	1Alp UMi	1.9900	6300.0	71	19998	No
66	GOM_NL__2PRFIN20051227_042305_000000382043_00405_19998_9753.N1	27-DEC-2005 04:23:05	Bright	37.500	60	7Bet UMi	2.0810	3950.0	75	19998	No
67	GOM_NL__2PRFIN20051227_042645_000000372043_00405_19998_9754.N1	27-DEC-2005 04:26:45	Bright	37.000	119	14Eta Dra	2.7270	4700.0	74	19998	No
68	GOM_NL__2PRFIN20051227_042843_000000342043_00405_19998_9755.N1	27-DEC-2005 04:28:43	Bright	34.000	130	23Bet Dra	2.7990	5800.0	68	19998	No
69	GOM_NL__2PRFIN20051227_043458_000000342043_00405_19998_9756.N1	27-DEC-2005 04:34:58	Bright	33.500	133	40Zet Her	2.8070	6000.0	67	19998	No
70	GOM_NL__2PRFIN20051227_043701_000000352043_00405_19998_9757.N1	27-DEC-2005 04:37:01	Bright	35.000	67	5Alp CrB	2.2210	11000.	70	19998	No
71	GOM_NL__2PRFIN20051227_044239_000000352043_00405_19998_9758.N1	27-DEC-2005 04:42:39	Bright	34.500	102	24Alp Ser	2.6000	4250.0	69	19998	No
72	GOM_NL__2PRFIN20051227_044734_000000352043_00405_19998_9759.N1	27-DEC-2005 04:47:34	Bright	35.000	104	27Bet Lib	2.6140	13100.	70	19998	No
73	GOM_NL__2PRFIN20051227_045648_000000052043_00405_19998_9760.N1	27-DEC-2005 04:56:48	Dark	5.0000	54	5The Cen	2.0550	4500.0	10	19998	No
74	GOM_NL__2PRFIN20051227_045823_000000412043_00405_19998_9761.N1	27-DEC-2005 04:58:23	Dark	40.500	78	Alp Lup	2.3040	28000.	81	19998	No
75	GOM_NL__2PRFIN20051227_045940_000000372043_00405_19998_9762.N1	27-DEC-2005 04:59:40	Dark	37.000	95	Zet Cen	2.5450	26000.	74	19998	No
76	GOM_NL__2PRFIN20051227_050143_000000372043_00405_19998_9763.N1	27-DEC-2005 05:01:43	Dark	37.000	4	Alp1Cen	-0.010000	5800.0	74	19998	No
77	GOM_NL__2PRFIN20051227_050519_000000402043_00406_19999_6931.N1	27-DEC-2005 05:05:19	Dark	39.500	12	Alp1Cru	0.77500	30000.	79	19999	No
78	GOM_NL__2PRFIN20051227_051046_000000392043_00406_19999_6932.N1	27-DEC-2005 05:10:46	Dark	39.000	29	Bet Car	1.6720	10200.	78	19999	No
79	GOM_NL__2PRFIN20051227_051338_000000502043_00406_19999_6933.N1	27-DEC-2005 05:13:38	Dark	49.500	41	Eps Car	1.8600	4100.0	99	19999	No
80	GOM_NL__2PRFIN20051227_051803_000000452043_00406_19999_6934.N1	27-DEC-2005 05:18:03	Dark	44.500	2	Alp Car	-0.73600	7000.0	89	19999	No
81	GOM_NL__2PRFIN20051227_052350_000000372043_00406_19999_6935.N1	27-DEC-2005 05:23:50	Straylight	36.500	108	Alp Col	2.6520	15200.	73	19999	No
82	GOM_NL__2PRFIN20051227_052832_000000422043_00406_19999_6936.N1	27-DEC-2005 05:28:32	Straylight	41.500	101	11Alp Lep	2.5820	7000.0	83	19999	No
83	GOM_NL__2PRFIN20051227_053126_000000472043_00406_19999_6937.N1	27-DEC-2005 05:31:26	Straylight	47.000	7	19Bet Ori	0.10000	14000.	94	19999	No
84	GOM_NL__2PRFIN20051227_053837_000000492043_00406_19999_6938.N1	27-DEC-2005 05:38:37	Bright	49.000	13	87Alp Tau	0.86700	3800.0	98	19999	No
85	GOM_NL__2PRFIN20051227_054111_000000362043_00406_19999_6939.N1	27-DEC-2005 05:41:11	Bright	36.000	146	25Eta Tau	2.8730	15200.	72	19999	No
86	GOM_NL__2PRFIN20051227_054317_000000392043_00406_19999_6940.N1	27-DEC-2005 05:43:17	Bright	38.500	114	3lot Aur	2.6930	4600.0	77	19999	No
87	GOM_NL__2PRFIN20051227_054524_000000352043_00406_19999_6941.N1	27-DEC-2005 05:45:24	Bright	35.000	149	45Eps Per	2.8880	30000.	70	19999	No
88	GOM_NL__2PRFIN20051227_054740_000000342043_00406_19999_6942.N1	27-DEC-2005 05:47:40	Bright	33.500	175	39Del Per	3.0100	19400.	67	19999	No
89	GOM_NL__2PRFIN20051227_054941_000000422043_00406_19999_6943.N1	27-DEC-2005 05:49:41	Bright	41.500	160	23Gam Per	2.9300	4700.0	83	19999	No
90	GOM_NL__2PRFIN20051227_055907_000000362043_00406_19999_6944.N1	27-DEC-2005 05:59:07	Bright	35.500	49	1Alp UMi	1.9900	6300.0	71	19999	No
91	GOM_NL__2PRFIN20051227_135132_000000432043_00411_20004_6945.N1	27-DEC-2005 13:51:32	Straylight	42.500	101	11Alp Lep	2.5820	7000.0	85	20004	No
92	GOM_NL__2PRFIN20051227_135426_000000512043_00411_20004_6946.N1	27-DEC-2005 13:54:26	Straylight	50.500	7	19Bet Ori	0.10000	14000.	101	20004	No
93	GOM_NL__2PRFIN20051227_140136_000000442043_00411_20004_6947.N1	27-DEC-2005 14:01:36	Bright	44.000	13	87Alp Tau	0.86700	3800.0	88	20004	No
94	GOM_NL__2PRFIN20051227_140412_000000372043_00411_20004_6948.N1	27-DEC-2005 14:04:12	Bright	36.500	146	25Eta Tau	2.8730	15200.	73	20004	No
95	GOM_NL__2PRFIN20051227_140616_000000392043_00411_20004_6949.N1	27-DEC-2005 14:06:16	Bright	38.500	114	3lot Aur	2.6930	4600.0	77	20004	No
96	GOM_NL__2PRFIN20051227_140824_000000342043_00411_20004_6950.N1	27-DEC-2005 14:08:24	Bright	34.000	149	45Eps Per	2.8880	30000.	68	20004	No
97	GOM_NL__2PRFIN20051227_141040_000000342043_00411_20004_6951.N1	27-DEC-2005 14:10:40	Bright	33.500	175	39Del Per	3.0100	19400.	67	20004	No
98	GOM_NL__2PRFIN20051227_141242_000000342043_00411_20004_6952.N1	27-DEC-2005 14:12:42	Bright	34.000	160	23Gam Per	2.9300	4700.0	68	20004	No
99	GOM_NL__2PRFIN20051227_142206_000000352043_00411_20004_6953.N1	27-DEC-2005 14:22:06	Bright	34.500	49	1Alp UMi	1.9900	6300.0	69	20004	No
100	GOM_NL__2PRFIN20051227_142640_000000382043_00411_20004_6954.N1	27-DEC-2005 14:26:40	Bright	38.000	60	7Bet UMi	2.0810	3950.0	76	20004	No
101	GOM_NL__2PRFIN20051227_143021_000000372043_00411_20004_6955.N1	27-DEC-2005 14:30:21	Bright	36.500	119	14Eta Dra	2.7270	4700.0	73	20004	No

102	GOM_NL__2PRFIN20051227_143220_00000522043_00411_20004_6956.N1	27-DEC-2005 14:32:20	Bright	52.000	130	23Bet Dra	2.7990	5800.0	104	20004	No
103	GOM_NL__2PRFIN20051227_143835_00000352043_00411_20004_6957.N1	27-DEC-2005 14:38:35	Bright	34.500	133	40Zet Her	2.8070	6000.0	69	20004	No
104	GOM_NL__2PRFIN20051227_144038_00000362043_00411_20004_6958.N1	27-DEC-2005 14:40:38	Bright	36.000	67	5Alp CrB	2.2210	11000.	72	20004	No
105	GOM_NL__2PRFIN20051227_144616_00000352043_00411_20004_6959.N1	27-DEC-2005 14:46:16	Bright	34.500	102	24Alp Ser	2.6000	4250.0	69	20004	No
106	GOM_NL__2PRFIN20051227_145111_00000542043_00411_20004_6960.N1	27-DEC-2005 14:51:11	Bright	54.000	104	27Bet Lib	2.6140	13100.	108	20004	No
107	GOM_NL__2PRFIN20051227_145342_00000422043_00411_20004_6961.N1	27-DEC-2005 14:53:42	Bright	42.000	122	9Alp2Lib	2.7470	9700.0	84	20004	No
108	GOM_NL__2PRFIN20051227_150034_00000402043_00411_20004_6962.N1	27-DEC-2005 15:00:34	Dark	39.500	109	Bet Lup	2.6770	26000.	79	20004	No
109	GOM_NL__2PRFIN20051227_150201_00000382043_00411_20004_6963.N1	27-DEC-2005 15:02:01	Dark	38.000	78	Alp Lup	2.3040	28000.	76	20004	No
110	GOM_NL__2PRFIN20051227_150319_00000392043_00411_20004_6964.N1	27-DEC-2005 15:03:19	Dark	38.500	95	Zet Cen	2.5450	26000.	77	20004	No
111	GOM_NL__2PRFIN20051227_150520_00000522043_00411_20004_6965.N1	27-DEC-2005 15:05:20	Dark	52.000	4	Alp1Cen	-0.010000	5800.0	104	20004	No
112	GOM_NL__2PRFIN20051227_150857_00000402043_00412_20005_6947.N1	27-DEC-2005 15:08:57	Dark	39.500	12	Alp1Cru	0.77500	30000.	79	20005	No
113	GOM_NL__2PRFIN20051227_151423_00000442043_00412_20005_6948.N1	27-DEC-2005 15:14:23	Dark	44.000	29	Bet Car	1.6720	10200.	88	20005	No
114	GOM_NL__2PRFIN20051227_151716_00000462043_00412_20005_6949.N1	27-DEC-2005 15:17:16	Dark	45.500	41	Eps Car	1.8600	4100.0	91	20005	No
115	GOM_NL__2PRFIN20051227_152141_00000482043_00412_20005_6950.N1	27-DEC-2005 15:21:41	Dark	47.500	2	Alp Car	-0.73600	7000.0	95	20005	No
116	GOM_NL__2PRFIN20051227_152727_00000412043_00412_20005_6951.N1	27-DEC-2005 15:27:27	Straylight	40.500	108	Alp Col	2.6520	15200.	81	20005	No
117	GOM_NL__2PRFIN20051227_153208_00000422043_00412_20005_6952.N1	27-DEC-2005 15:32:08	Straylight	42.000	101	11Alp Lep	2.5820	7000.0	84	20005	No
118	GOM_NL__2PRFIN20051227_153502_00000472043_00412_20005_6953.N1	27-DEC-2005 15:35:02	Straylight	46.500	7	19Bet Ori	0.10000	14000.	93	20005	No
119	GOM_NL__2PRFIN20051227_154213_00000462043_00412_20005_6954.N1	27-DEC-2005 15:42:13	Bright	46.000	13	87Alp Tau	0.86700	3800.0	92	20005	No
120	GOM_NL__2PRFIN20051227_154448_00000362043_00412_20005_6955.N1	27-DEC-2005 15:44:48	Bright	36.000	146	25Eta Tau	2.8730	15200.	72	20005	No
121	GOM_NL__2PRFIN20051227_154652_00000382043_00412_20005_6956.N1	27-DEC-2005 15:46:52	Bright	38.000	114	3Iot Aur	2.6930	4600.0	76	20005	No
122	GOM_NL__2PRFIN20051227_154900_00000352043_00412_20005_6957.N1	27-DEC-2005 15:49:00	Bright	34.500	149	45Eps Per	2.8880	30000.	69	20005	No
123	GOM_NL__2PRFIN20051227_155116_00000342043_00412_20005_6958.N1	27-DEC-2005 15:51:16	Bright	34.000	175	39Del Per	3.0100	19400.	68	20005	No
124	GOM_NL__2PRFIN20051227_155318_00000362043_00412_20005_6959.N1	27-DEC-2005 15:53:18	Bright	36.000	160	23Gam Per	2.9300	4700.0	72	20005	No
125	GOM_NL__2PRFIN20051227_160242_00000362043_00412_20005_6960.N1	27-DEC-2005 16:02:42	Bright	36.000	49	1Alp UMi	1.9900	6300.0	72	20005	No
126	GOM_NL__2PRFIN20051227_160716_00000402043_00412_20005_6961.N1	27-DEC-2005 16:07:16	Bright	40.000	60	7Bet UMi	2.0810	3950.0	80	20005	No
127	GOM_NL__2PRFIN20051227_161057_00000342043_00412_20005_6962.N1	27-DEC-2005 16:10:57	Bright	34.000	119	14Eta Dra	2.7270	4700.0	68	20005	No
128	GOM_NL__2PRFIN20051227_161256_00000332043_00412_20005_6963.N1	27-DEC-2005 16:12:56	Bright	33.000	130	23Bet Dra	2.7990	5800.0	66	20005	No
129	GOM_NL__2PRFIN20051227_161911_00000352043_00412_20005_6964.N1	27-DEC-2005 16:19:11	Bright	34.500	133	40Zet Her	2.8070	6000.0	69	20005	No
130	GOM_NL__2PRFIN20051227_162114_00000352043_00412_20005_6965.N1	27-DEC-2005 16:21:14	Bright	35.000	67	5Alp CrB	2.2210	11000.	70	20005	No
131	GOM_NL__2PRFIN20051227_162653_00000362043_00412_20005_6966.N1	27-DEC-2005 16:26:53	Bright	35.500	102	24Alp Ser	2.6000	4250.0	71	20005	No
132	GOM_NL__2PRFIN20051227_163148_00000362043_00412_20005_6967.N1	27-DEC-2005 16:31:48	Bright	36.000	104	27Bet Lib	2.6140	13100.	72	20005	No
133	GOM_NL__2PRFIN20051227_163419_00000432043_00412_20005_6968.N1	27-DEC-2005 16:34:19	Bright	43.000	122	9Alp2Lib	2.7470	9700.0	86	20005	No
134	GOM_NL__2PRFIN20051227_164110_00000382043_00412_20005_6969.N1	27-DEC-2005 16:41:10	Dark	38.000	109	Bet Lup	2.6770	26000.	76	20005	No
135	GOM_NL__2PRFIN20051227_164237_00000392043_00412_20005_6970.N1	27-DEC-2005 16:42:37	Dark	38.500	78	Alp Lup	2.3040	28000.	77	20005	No
136	GOM_NL__2PRFIN20051227_164356_00000402043_00412_20005_6971.N1	27-DEC-2005 16:43:56	Dark	40.000	95	Zet Cen	2.5450	26000.	80	20005	No
137	GOM_NL__2PRFIN20051227_164556_00000502043_00412_20005_6972.N1	27-DEC-2005 16:45:56	Dark	49.500	4	Alp1Cen	-0.010000	5800.0	99	20005	No
138	GOM_NL__2PRFIN20051227_164934_00000402043_00413_20006_6969.N1	27-DEC-2005 16:49:34	Dark	39.500	12	Alp1Cru	0.77500	30000.	79	20006	No
139	GOM_NL__2PRFIN20051227_165500_00000392043_00413_20006_6970.N1	27-DEC-2005 16:55:00	Dark	38.500	29	Bet Car	1.6720	10200.	77	20006	No
140	GOM_NL__2PRFIN20051227_165753_00000522043_00413_20006_6971.N1	27-DEC-2005 16:57:53	Dark	51.500	41	Eps Car	1.8600	4100.0	103	20006	No
141	GOM_NL__2PRFIN20051227_170217_00000482043_00413_20006_6972.N1	27-DEC-2005 17:02:17	Dark	47.500	2	Alp Car	-0.73600	7000.0	95	20006	No
142	GOM_NL__2PRFIN20051227_170803_00000402043_00413_20006_6973.N1	27-DEC-2005 17:08:03	Straylight	39.500	108	Alp Col	2.6520	15200.	79	20006	No
143	GOM_NL__2PRFIN20051227_171244_00000412043_00413_20006_6974.N1	27-DEC-2005 17:12:44	Straylight	40.500	101	11Alp Lep	2.5820	7000.0	81	20006	No
144	GOM_NL__2PRFIN20051227_171538_00000472043_00413_20006_6975.N1	27-DEC-2005 17:15:38	Straylight	46.500	7	19Bet Ori	0.10000	14000.	93	20006	No
145	GOM_NL__2PRFIN20051227_171948_00000102043_00413_20006_6976.N1	27-DEC-2005 17:19:48	Straylight	10.000	27	24Gam Ori	1.6360	26000.	20	20006	No
146	GOM_NL__2PRFIN20051227_172249_00000522043_00413_20006_6977.N1	27-DEC-2005 17:22:49	Bright	52.000	13	87Alp Tau	0.86700	3800.0	104	20006	No
147	GOM_NL__2PRFIN20051227_172524_00000362043_00413_20006_6978.N1	27-DEC-2005 17:25:24	Bright	36.000	146	25Eta Tau	2.8730	15200.	72	20006	No
148	GOM_NL__2PRFIN20051227_172728_00000362043_00413_20006_6979.N1	27-DEC-2005 17:27:28	Bright	35.500	114	3Iot Aur	2.6930	4600.0	71	20006	No
149	GOM_NL__2PRFIN20051227_172936_00000342043_00413_20006_6980.N1	27-DEC-2005 17:29:36	Bright	34.000	149	45Eps Per	2.8880	30000.	68	20006	No
150	GOM_NL__2PRFIN20051227_173152_00000342043_00413_20006_6981.N1	27-DEC-2005 17:31:52	Bright	33.500	175	39Del Per	3.0100	19400.	67	20006	No
151	GOM_NL__2PRFIN20051227_173354_00000352043_00413_20006_6982.N1	27-DEC-2005 17:33:54	Bright	34.500	160	23Gam Per	2.9300	4700.0	69	20006	No
152	GOM_NL__2PRFIN20051227_174318_00000362043_00413_20006_6983.N1	27-DEC-2005 17:43:18	Bright	36.000	49	1Alp UMi	1.9900	6300.0	72	20006	No
153	GOM_NL__2PRFIN20051227_174752_00000402043_00413_20006_6984.N1	27-DEC-2005 17:47:52	Bright	39.500	60	7Bet UMi	2.0810	3950.0	79	20006	No
154	GOM_NL__2PRFIN20051227_175133_00000362043_00413_20006_6985.N1	27-DEC-2005 17:51:33	Bright	36.000	119	14Eta Dra	2.7270	4700.0	72	20006	No
155	GOM_NL__2PRFIN20051227_175332_00000342043_00413_20006_6986.N1	27-DEC-2005 17:53:32	Bright	33.500	130	23Bet Dra	2.7990	5800.0	67	20006	No
156	GOM_NL__2PRFIN20051227_175947_00000342043_00413_20006_6987.N1	27-DEC-2005 17:59:47	Bright	33.500	133	40Zet Her	2.8070	6000.0	67	20006	No
157	GOM_NL__2PRFIN20051227_180150_00000362043_00413_20006_6988.N1	27-DEC-2005 18:01:50	Bright	35.500	67	5Alp CrB	2.2210	11000.	71	20006	No
158	GOM_NL__2PRFIN20051227_180729_00000352043_00413_20006_6989.N1	27-DEC-2005 18:07:29	Bright	34.500	102	24Alp Ser	2.6000	4250.0	69	20006	No
159	GOM_NL__2PRFIN20051227_181224_00000402043_00413_20006_6990.N1	27-DEC-2005 18:12:24	Bright	39.500	104	27Bet Lib	2.6140	13100.	79	20006	No
160	GOM_NL__2PRFIN20051227_181455_00000432043_00413_20006_6991.N1	27-DEC-2005 18:14:55	Bright	42.500	122	9Alp2Lib	2.7470	9700.0	85	20006	No

161	GOM_NL__2PRFIN20051227_182147_000000372043_00413_20006_6992.N1	27-DEC-2005 18:21:47	Dark	37.000	109	Bet Lup	2.6770	26000.	74	20006	No
162	GOM_NL__2PRFIN20051227_182313_000000402043_00413_20006_6993.N1	27-DEC-2005 18:23:13	Dark	39.500	78	Alp Lup	2.3040	28000.	79	20006	No
163	GOM_NL__2PRFIN20051227_182432_000000392043_00413_20006_6994.N1	27-DEC-2005 18:24:32	Dark	38.500	95	Zet Cen	2.5450	26000.	77	20006	No
164	GOM_NL__2PRFIN20051227_182633_000000512043_00413_20006_6995.N1	27-DEC-2005 18:26:33	Dark	51.000	4	Alp1Cen	-0.010000	5800.0	102	20006	No
165	GOM_NL__2PRFIN20051227_183010_000000422043_00414_20007_6971.N1	27-DEC-2005 18:30:10	Dark	42.000	12	Alp1Cru	0.77500	30000.	84	20007	No
166	GOM_NL__2PRFIN20051227_183536_000000382043_00414_20007_6972.N1	27-DEC-2005 18:35:36	Dark	38.000	29	Bet Car	1.6720	10200.	76	20007	No
167	GOM_NL__2PRFIN20051227_183829_000000442043_00414_20007_6973.N1	27-DEC-2005 18:38:29	Dark	44.000	41	Eps Car	1.8600	4100.0	88	20007	No
168	GOM_NL__2PRFIN20051227_184253_000000462043_00414_20007_6974.N1	27-DEC-2005 18:42:53	Dark	46.000	2	Alp Car	-0.73600	7000.0	92	20007	No
169	GOM_NL__2PRFIN20051227_184839_000000392043_00414_20007_6975.N1	27-DEC-2005 18:48:39	Straylight	38.500	108	Alp Col	2.6520	15200.	77	20007	No
170	GOM_NL__2PRFIN20051227_185320_000000402043_00414_20007_6976.N1	27-DEC-2005 18:53:20	Straylight	40.000	101	11Alp Lep	2.5820	7000.0	80	20007	No
171	GOM_NL__2PRFIN20051227_185614_000000472043_00414_20007_6977.N1	27-DEC-2005 18:56:14	Straylight	46.500	7	19Bet Ori	0.10000	14000.	93	20007	No
172	GOM_NL__2PRFIN20051227_190024_000000102043_00414_20007_6978.N1	27-DEC-2005 19:00:24	Tw_i_and_stray	10.000	27	24Gam Ori	1.6360	26000.	20	20007	No
173	GOM_NL__2PRFIN20051227_190325_000000512043_00414_20007_6979.N1	27-DEC-2005 19:03:25	Bright	51.000	13	87Alp Tau	0.86700	3800.0	102	20007	No
174	GOM_NL__2PRFIN20051227_190600_000000352043_00414_20007_6980.N1	27-DEC-2005 19:06:00	Bright	34.500	146	25Eta Tau	2.8730	15200.	69	20007	No
175	GOM_NL__2PRFIN20051227_190804_000000362043_00414_20007_6981.N1	27-DEC-2005 19:08:04	Bright	35.500	114	3lot Aur	2.6930	4600.0	71	20007	No
176	GOM_NL__2PRFIN20051227_191012_000000352043_00414_20007_6982.N1	27-DEC-2005 19:10:12	Bright	34.500	149	45Eps Per	2.8880	30000.	69	20007	No
177	GOM_NL__2PRFIN20051227_191228_000000332043_00414_20007_6983.N1	27-DEC-2005 19:12:28	Bright	33.000	175	39Del Per	3.0100	19400.	66	20007	No
178	GOM_NL__2PRFIN20051227_191431_000000352043_00414_20007_6984.N1	27-DEC-2005 19:14:31	Bright	35.000	160	23Gam Per	2.9300	4700.0	70	20007	No
179	GOM_NL__2PRFIN20051227_192354_000000372043_00414_20007_6985.N1	27-DEC-2005 19:23:54	Bright	36.500	49	1Alp UMi	1.9900	6300.0	73	20007	No
180	GOM_NL__2PRFIN20051227_192827_000000362043_00414_20007_6986.N1	27-DEC-2005 19:28:27	Bright	36.000	60	7Bet UMi	2.0810	3950.0	72	20007	No
181	GOM_NL__2PRFIN20051227_193210_000000362043_00414_20007_6987.N1	27-DEC-2005 19:32:10	Bright	36.000	119	14Eta Dra	2.7270	4700.0	72	20007	No
182	GOM_NL__2PRFIN20051227_193408_000000352043_00414_20007_6988.N1	27-DEC-2005 19:34:08	Bright	35.000	130	23Bet Dra	2.7990	5800.0	70	20007	No
183	GOM_NL__2PRFIN20051227_194023_000000342043_00414_20007_6989.N1	27-DEC-2005 19:40:23	Bright	34.000	133	40Zet Her	2.8070	6000.0	68	20007	No
184	GOM_NL__2PRFIN20051227_194226_000000352043_00414_20007_6990.N1	27-DEC-2005 19:42:26	Bright	35.000	67	5Alp CrB	2.2210	11000.	70	20007	No
185	GOM_NL__2PRFIN20051227_194805_000000342043_00414_20007_6991.N1	27-DEC-2005 19:48:05	Bright	34.000	102	24Alp Ser	2.6000	4250.0	68	20007	No
186	GOM_NL__2PRFIN20051227_195300_000000362043_00414_20007_6992.N1	27-DEC-2005 19:53:00	Bright	36.000	104	27Bet Lib	2.6140	13100.	72	20007	No
187	GOM_NL__2PRFIN20051227_195532_000000432043_00414_20007_6993.N1	27-DEC-2005 19:55:32	Bright	42.500	122	9Alp2Lib	2.7470	9700.0	85	20007	No
188	GOM_NL__2PRFIN20051227_200223_000000382043_00414_20007_6994.N1	27-DEC-2005 20:02:23	Dark	38.000	109	Bet Lup	2.6770	26000.	76	20007	No
189	GOM_NL__2PRFIN20051227_200350_000000372043_00414_20007_6995.N1	27-DEC-2005 20:03:50	Dark	37.000	78	Alp Lup	2.3040	28000.	74	20007	No
190	GOM_NL__2PRFIN20051227_200509_000000392043_00414_20007_6996.N1	27-DEC-2005 20:05:09	Dark	39.000	95	Zet Cen	2.5450	26000.	78	20007	No
191	GOM_NL__2PRFIN20051227_200709_000000422043_00414_20007_6997.N1	27-DEC-2005 20:07:09	Dark	41.500	4	Alp1Cen	-0.010000	5800.0	83	20007	No
192	GOM_NL__2PRFIN20051227_201047_000000402043_00415_20008_6973.N1	27-DEC-2005 20:10:47	Dark	40.000	12	Alp1Cru	0.77500	30000.	80	20008	No
193	GOM_NL__2PRFIN20051227_201612_000000392043_00415_20008_6974.N1	27-DEC-2005 20:16:12	Dark	38.500	29	Bet Car	1.6720	10200.	77	20008	No
194	GOM_NL__2PRFIN20051227_201906_000000542043_00415_20008_6975.N1	27-DEC-2005 20:19:06	Dark	53.500	41	Eps Car	1.8600	4100.0	107	20008	No
195	GOM_NL__2PRFIN20051227_202329_000000462043_00415_20008_6976.N1	27-DEC-2005 20:23:29	Dark	45.500	2	Alp Car	-0.73600	7000.0	91	20008	No
196	GOM_NL__2PRFIN20051227_202915_000000402043_00415_20008_6977.N1	27-DEC-2005 20:29:15	Straylight	39.500	108	Alp Col	2.6520	15200.	79	20008	No
197	GOM_NL__2PRFIN20051227_203356_000000392043_00415_20008_6978.N1	27-DEC-2005 20:33:56	Straylight	39.000	101	11Alp Lep	2.5820	7000.0	78	20008	No
198	GOM_NL__2PRFIN20051227_203650_000000472043_00415_20008_6979.N1	27-DEC-2005 20:36:50	Straylight	47.000	7	19Bet Ori	0.10000	14000.	94	20008	No
199	GOM_NL__2PRFIN20051227_204100_000000232043_00415_20008_6980.N1	27-DEC-2005 20:41:00	Tw_i_and_stray	23.000	27	24Gam Ori	1.6360	26000.	46	20008	No
200	GOM_NL__2PRFIN20051227_204401_000000522043_00415_20008_6981.N1	27-DEC-2005 20:44:01	Bright	52.000	13	87Alp Tau	0.86700	3800.0	104	20008	No
201	GOM_NL__2PRFIN20051227_204637_000000352043_00415_20008_6982.N1	27-DEC-2005 20:46:37	Bright	34.500	146	25Eta Tau	2.8730	15200.	69	20008	No
202	GOM_NL__2PRFIN20051227_204840_000000382043_00415_20008_6983.N1	27-DEC-2005 20:48:40	Bright	38.000	114	3lot Aur	2.6930	4600.0	76	20008	No
203	GOM_NL__2PRFIN20051227_205048_000000352043_00415_20008_6984.N1	27-DEC-2005 20:50:48	Bright	34.500	149	45Eps Per	2.8880	30000.	69	20008	No
204	GOM_NL__2PRFIN20051227_205305_000000352043_00415_20008_6985.N1	27-DEC-2005 20:53:05	Bright	35.000	175	39Del Per	3.0100	19400.	70	20008	No
205	GOM_NL__2PRFIN20051227_205507_000000362043_00415_20008_6986.N1	27-DEC-2005 20:55:07	Bright	35.500	160	23Gam Per	2.9300	4700.0	71	20008	No
206	GOM_NL__2PRFIN20051227_210430_000000362043_00415_20008_6987.N1	27-DEC-2005 21:04:30	Bright	36.000	49	1Alp UMi	1.9900	6300.0	72	20008	No
207	GOM_NL__2PRFIN20051227_210903_000000342043_00415_20008_6988.N1	27-DEC-2005 21:09:03	Bright	33.500	60	7Bet UMi	2.0810	3950.0	67	20008	No
208	GOM_NL__2PRFIN20051227_211245_000000362043_00415_20008_6989.N1	27-DEC-2005 21:12:45	Bright	35.500	119	14Eta Dra	2.7270	4700.0	71	20008	No
209	GOM_NL__2PRFIN20051227_211444_000000522043_00415_20008_6990.N1	27-DEC-2005 21:14:44	Bright	52.000	130	23Bet Dra	2.7990	5800.0	104	20008	No
210	GOM_NL__2PRFIN20051227_212059_000000462043_00415_20008_6991.N1	27-DEC-2005 21:20:59	Bright	46.000	133	40Zet Her	2.8070	6000.0	92	20008	No
211	GOM_NL__2PRFIN20051227_212302_000000362043_00415_20008_6992.N1	27-DEC-2005 21:23:02	Bright	36.000	67	5Alp CrB	2.2210	11000.	72	20008	No
212	GOM_NL__2PRFIN20051227_212841_000000352043_00415_20008_6993.N1	27-DEC-2005 21:28:41	Bright	34.500	102	24Alp Ser	2.6000	4250.0	69	20008	No
213	GOM_NL__2PRFIN20051227_213337_000000542043_00415_20008_6994.N1	27-DEC-2005 21:33:37	Bright	54.000	104	27Bet Lib	2.6140	13100.	108	20008	No
214	GOM_NL__2PRFIN20051227_213608_000000402043_00415_20008_6995.N1	27-DEC-2005 21:36:08	Bright	40.000	122	9Alp2Lib	2.7470	9700.0	80	20008	No
215	GOM_NL__2PRFIN20051227_214259_000000382043_00415_20008_6996.N1	27-DEC-2005 21:42:59	Dark	37.500	109	Bet Lup	2.6770	26000.	75	20008	No
216	GOM_NL__2PRFIN20051227_214426_000000382043_00415_20008_6997.N1	27-DEC-2005 21:44:26	Dark	37.500	78	Alp Lup	2.3040	28000.	75	20008	No
217	GOM_NL__2PRFIN20051227_214545_000000392043_00415_20008_6998.N1	27-DEC-2005 21:45:45	Dark	39.000	95	Zet Cen	2.5450	26000.	78	20008	No
218	GOM_NL__2PRFIN20051227_214745_000000472043_00415_20008_6999.N1	27-DEC-2005 21:47:45	Dark	47.000	4	Alp1Cen	-0.010000	5800.0	94	20008	No
219	GOM_NL__2PRFIN20051227_215123_000000422043_00416_20009_6975.N1	27-DEC-2005 21:51:23	Dark	41.500	12	Alp1Cru	0.77500	30000.	83	20009	No

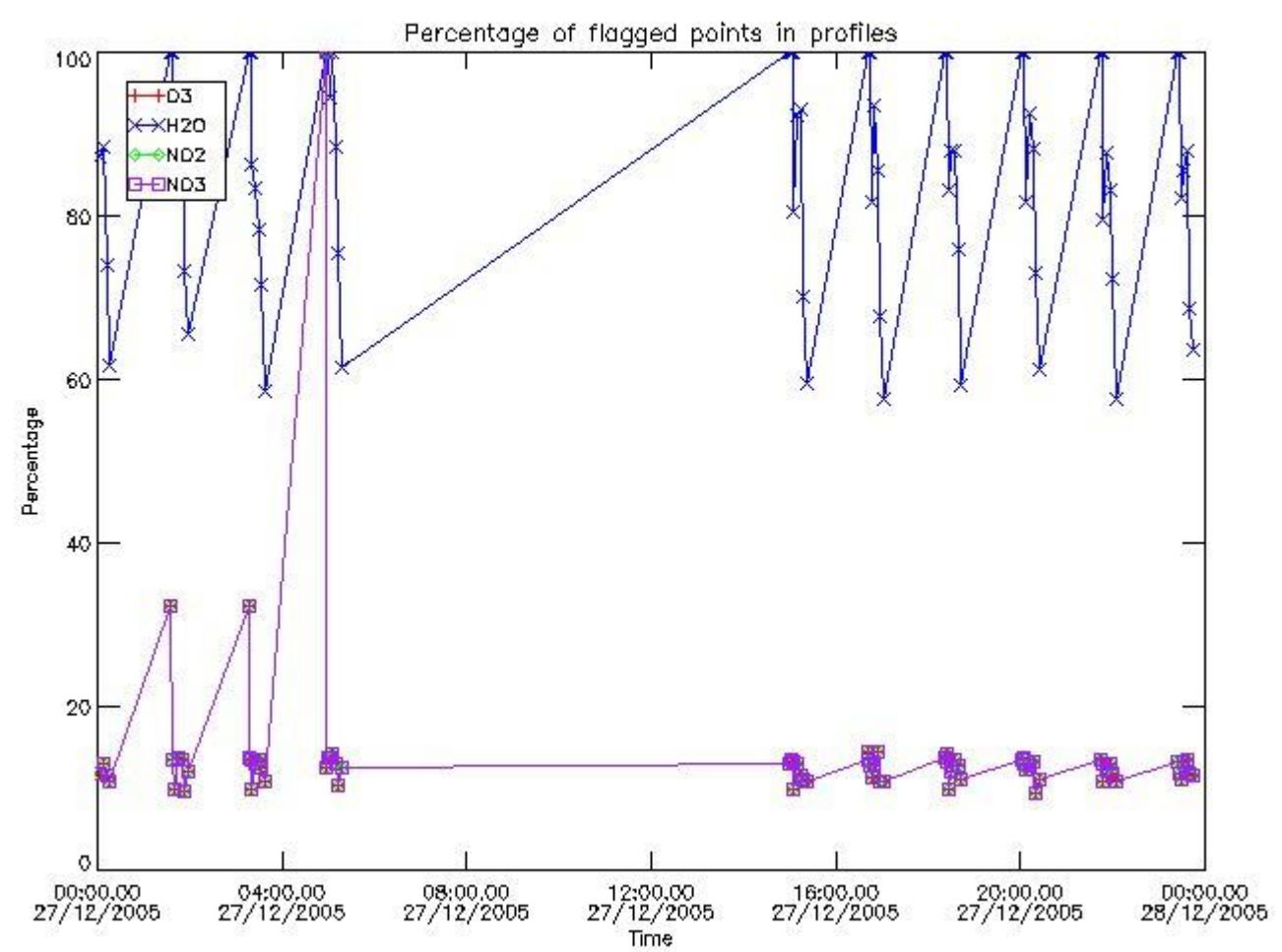


220	GOM_NL__2PRFIN20051227_215649_000000392043_00416_20009_6976.N1	27-DEC-2005 21:56:49	Dark	39.000	29	Bet Car	1.6720	10200.	78	20009	No
221	GOM_NL__2PRFIN20051227_215942_000000482043_00416_20009_6977.N1	27-DEC-2005 21:59:42	Dark	47.500	41	Eps Car	1.8600	4100.0	95	20009	No
222	GOM_NL__2PRFIN20051227_220405_000000472043_00416_20009_6978.N1	27-DEC-2005 22:04:05	Dark	46.500	2	Alp Car	-0.73600	7000.0	93	20009	No
223	GOM_NL__2PRFIN20051227_220951_000000402043_00416_20009_6979.N1	27-DEC-2005 22:09:51	Straylight	39.500	108	Alp Col	2.6520	15200.	79	20009	No
224	GOM_NL__2PRFIN20051227_221432_000000412043_00416_20009_6980.N1	27-DEC-2005 22:14:32	Straylight	41.000	101	11Alp Lep	2.5820	7000.0	82	20009	No
225	GOM_NL__2PRFIN20051227_221726_000000452043_00416_20009_6981.N1	27-DEC-2005 22:17:26	Straylight	44.500	7	19Bet Ori	0.10000	14000.	89	20009	No
226	GOM_NL__2PRFIN20051227_222136_000000232043_00416_20009_6982.N1	27-DEC-2005 22:21:36	Twl_and_stray	23.000	27	24Gam Ori	1.6360	26000.	46	20009	No
227	GOM_NL__2PRFIN20051227_222437_000000442043_00416_20009_6983.N1	27-DEC-2005 22:24:37	Bright	43.500	13	87Alp Tau	0.86700	3800.0	87	20009	No
228	GOM_NL__2PRFIN20051227_222713_000000352043_00416_20009_6984.N1	27-DEC-2005 22:27:13	Bright	34.500	146	25Eta Tau	2.8730	15200.	69	20009	No
229	GOM_NL__2PRFIN20051227_222916_000000382043_00416_20009_6985.N1	27-DEC-2005 22:29:16	Bright	38.000	114	3lot Aur	2.6930	4600.0	76	20009	No
230	GOM_NL__2PRFIN20051227_223124_000000352043_00416_20009_6986.N1	27-DEC-2005 22:31:24	Bright	34.500	149	45Eps Per	2.8880	30000.	69	20009	No
231	GOM_NL__2PRFIN20051227_223340_000000342043_00416_20009_6987.N1	27-DEC-2005 22:33:40	Bright	33.500	175	39Del Per	3.0100	19400.	67	20009	No
232	GOM_NL__2PRFIN20051227_223543_000000352043_00416_20009_6988.N1	27-DEC-2005 22:35:43	Bright	35.000	160	23Gam Per	2.9300	4700.0	70	20009	No
233	GOM_NL__2PRFIN20051227_224506_000000362043_00416_20009_6989.N1	27-DEC-2005 22:45:06	Bright	35.500	49	1Alp UMi	1.9900	6300.0	71	20009	No
234	GOM_NL__2PRFIN20051227_224939_000000372043_00416_20009_6990.N1	27-DEC-2005 22:49:39	Bright	37.000	60	7Bet UMi	2.0810	3950.0	74	20009	No
235	GOM_NL__2PRFIN20051227_225321_000000372043_00416_20009_6991.N1	27-DEC-2005 22:53:21	Bright	37.000	119	14Eta Dra	2.7270	4700.0	74	20009	No
236	GOM_NL__2PRFIN20051227_225520_000000522043_00416_20009_6992.N1	27-DEC-2005 22:55:20	Bright	52.000	130	23Bet Dra	2.7990	5800.0	104	20009	No
237	GOM_NL__2PRFIN20051227_230135_000000342043_00416_20009_6993.N1	27-DEC-2005 23:01:35	Bright	34.000	133	40Zet Her	2.8070	6000.0	68	20009	No
238	GOM_NL__2PRFIN20051227_230338_000000362043_00416_20009_6994.N1	27-DEC-2005 23:03:38	Bright	35.500	67	5Alp CrB	2.2210	11000.	71	20009	No
239	GOM_NL__2PRFIN20051227_230917_000000352043_00416_20009_6995.N1	27-DEC-2005 23:09:17	Bright	34.500	102	24Alp Ser	2.6000	4250.0	69	20009	No
240	GOM_NL__2PRFIN20051227_231413_000000542043_00416_20009_6996.N1	27-DEC-2005 23:14:13	Bright	54.000	104	27Bet Lib	2.6140	13100.	108	20009	No
241	GOM_NL__2PRFIN20051227_231644_000000402043_00416_20009_6997.N1	27-DEC-2005 23:16:44	Bright	40.000	122	9Alp2Lib	2.7470	9700.0	80	20009	No
242	GOM_NL__2PRFIN20051227_232502_000000392043_00416_20009_6998.N1	27-DEC-2005 23:25:02	Dark	38.500	78	Alp Lup	2.3040	28000.	77	20009	No
243	GOM_NL__2PRFIN20051227_232621_000000432043_00416_20009_6999.N1	27-DEC-2005 23:26:21	Dark	43.000	95	Zet Cen	2.5450	26000.	86	20009	No
244	GOM_NL__2PRFIN20051227_232821_000000462043_00416_20009_7000.N1	27-DEC-2005 23:28:21	Dark	45.500	4	Alp1Cen	-0.010000	5800.0	91	20009	No
245	GOM_NL__2PRFIN20051227_233159_000000392043_00417_20010_6977.N1	27-DEC-2005 23:31:59	Dark	38.500	12	Alp1Cru	0.77500	30000.	77	20010	No
246	GOM_NL__2PRFIN20051227_233725_000000382043_00417_20010_6978.N1	27-DEC-2005 23:37:25	Dark	37.500	29	Bet Car	1.6720	10200.	75	20010	No
247	GOM_NL__2PRFIN20051227_234018_000000442043_00417_20010_6979.N1	27-DEC-2005 23:40:18	Dark	43.500	41	Eps Car	1.8600	4100.0	87	20010	No
248	GOM_NL__2PRFIN20051227_234442_000000452043_00417_20010_6980.N1	27-DEC-2005 23:44:42	Dark	44.500	2	Alp Car	-0.73600	7000.0	89	20010	No
249	GOM_NL__2PRFIN20051227_235027_000000402043_00417_20010_6981.N1	27-DEC-2005 23:50:27	Straylight	40.000	108	Alp Col	2.6520	15200.	80	20010	No
250	GOM_NL__2PRFIN20051227_235508_000000432043_00417_20010_6982.N1	27-DEC-2005 23:55:08	Straylight	43.000	101	11Alp Lep	2.5820	7000.0	86	20010	No
251	GOM_NL__2PRFIN20051227_235802_000000442043_00417_20010_6983.N1	27-DEC-2005 23:58:02	Straylight	44.000	7	19Bet Ori	0.10000	14000.	88	20010	No

### 3. Quality information per product

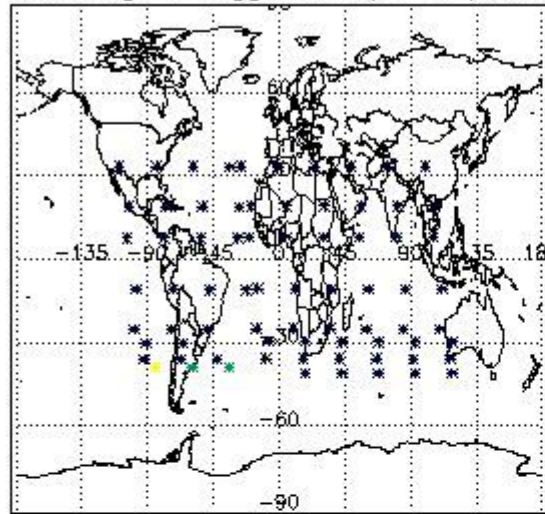
In this section it is plotted some information contained in the Quality Summary data set of the level 2 products. Only products in dark limb conditions and without errors (error flag in the MPH set to "0") are used.

#### 3.1 Plot quality information per product (time dependant)

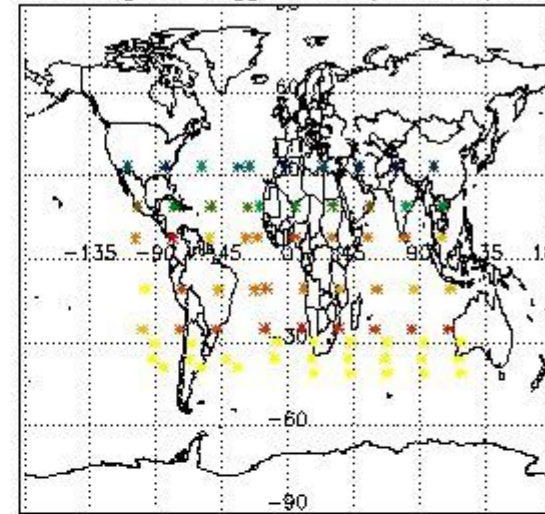


3.2 Plot quality information per product (world map)


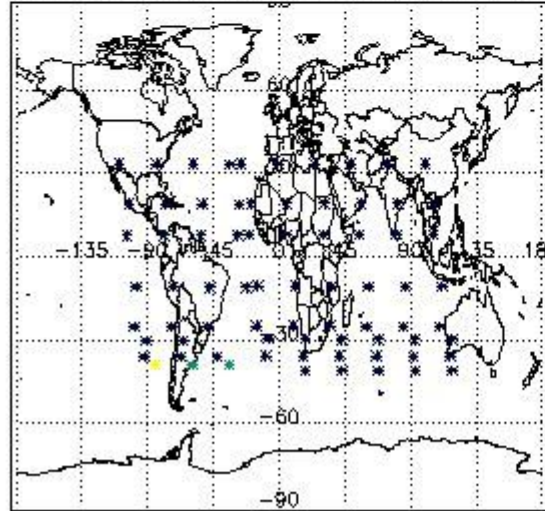
Percentage of flagged data per O3 profile



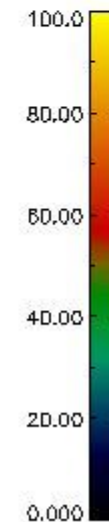
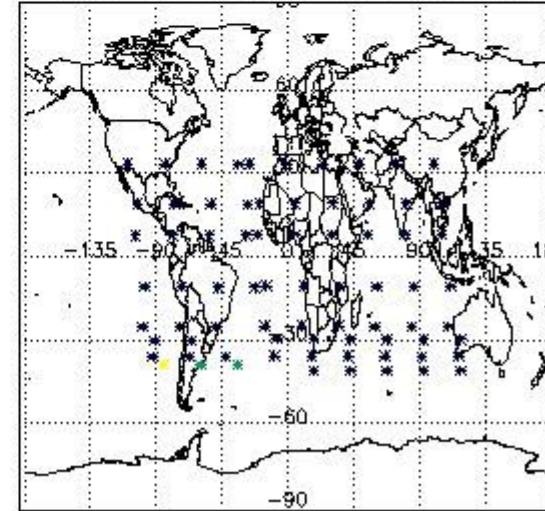
Percentage of flagged data per H2O profile



Percentage of flagged data per NO2 profile



Percentage of flagged data per NO3 profile

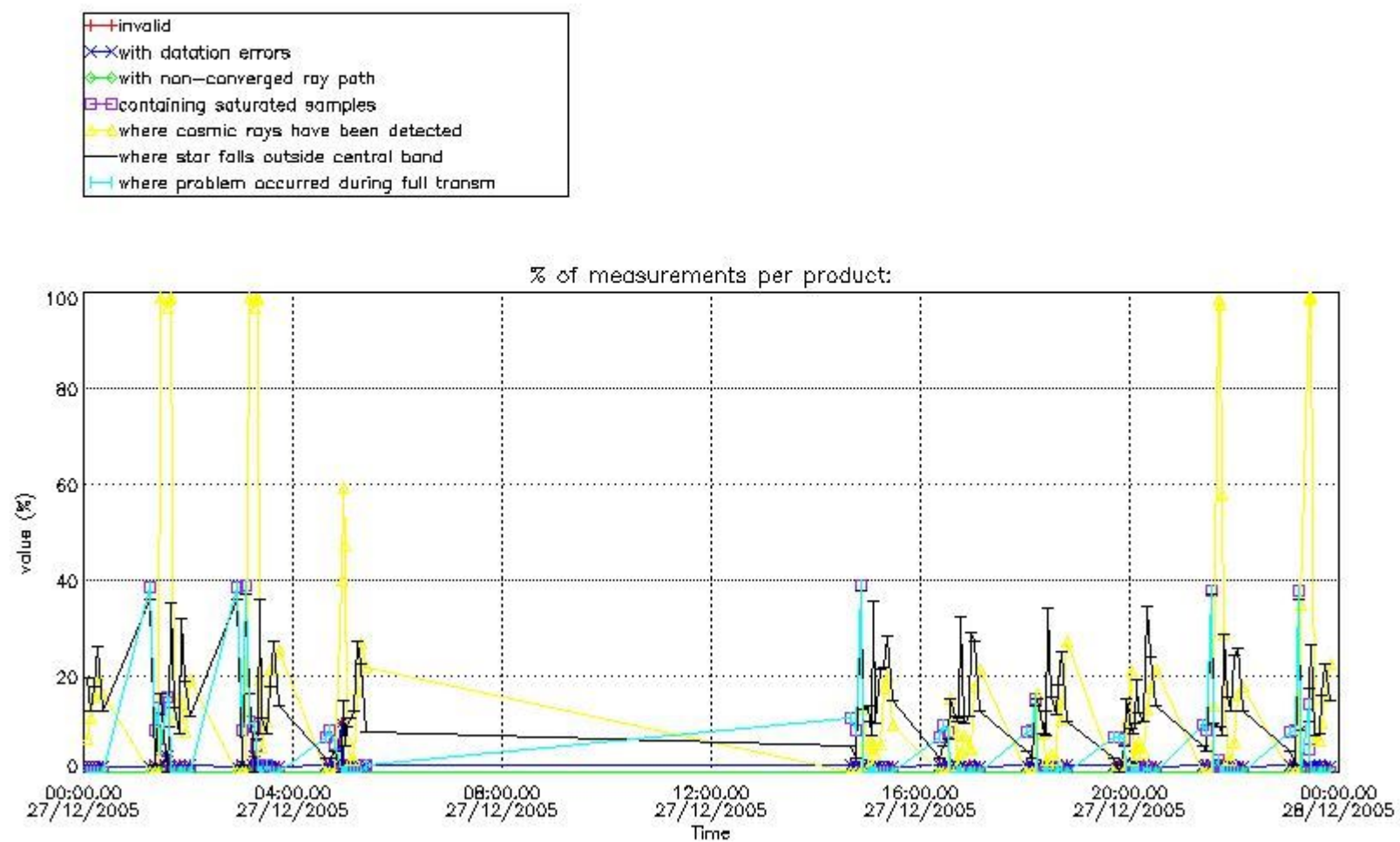


#### 4. Level 1 quality information per product

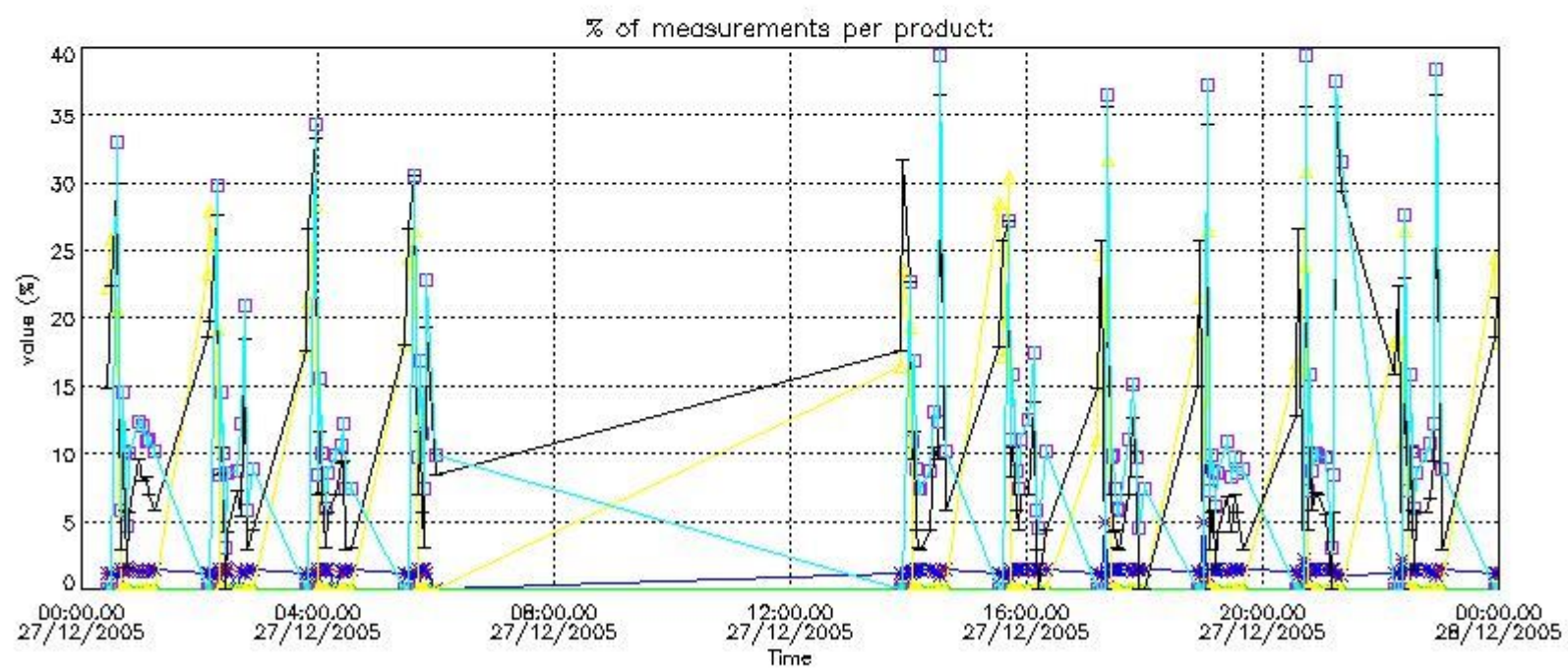
In this section it is plotted some information contained in the Quality Summary data set of the level 2 products that comes from the level 1b processing. Products without errors (error flag in the MPH set to "0") are used.

##### 4.1 Plot quality information per product (time dependant) coming from level 1b processing

###### 4.1.1 Plot level 1 quality information per product (time dependant): ENVISAT ASCENDING passes

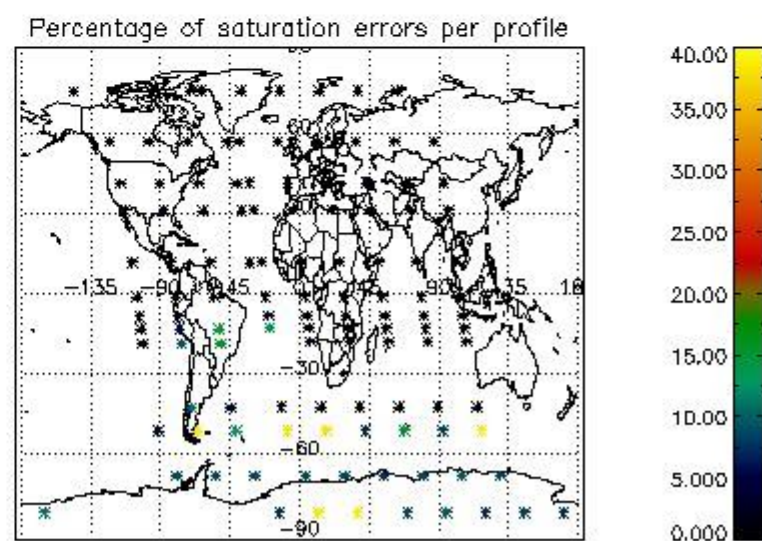
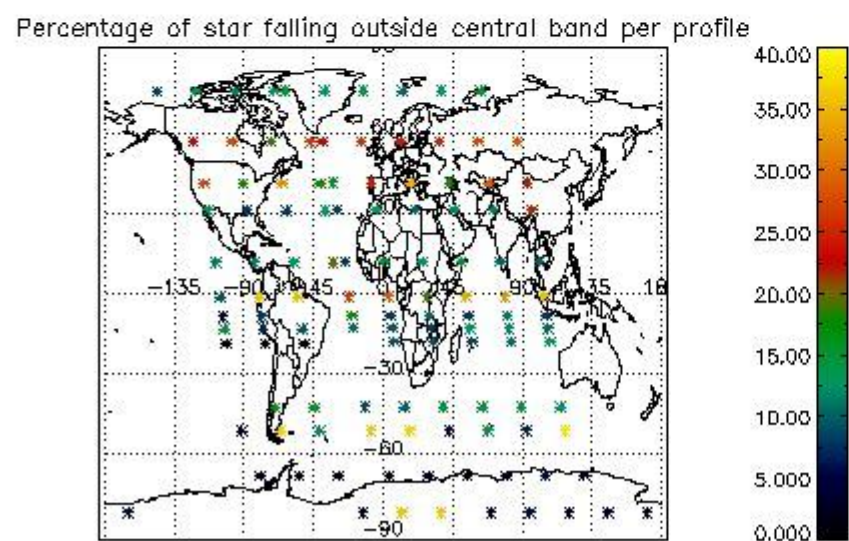
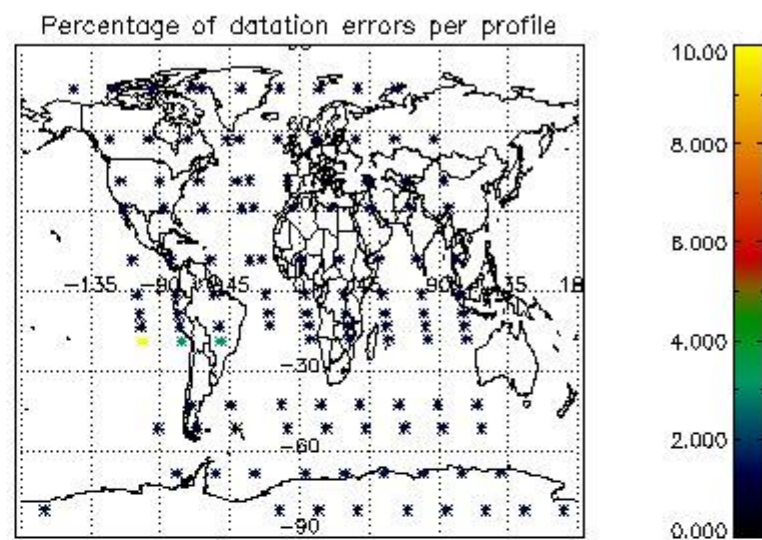
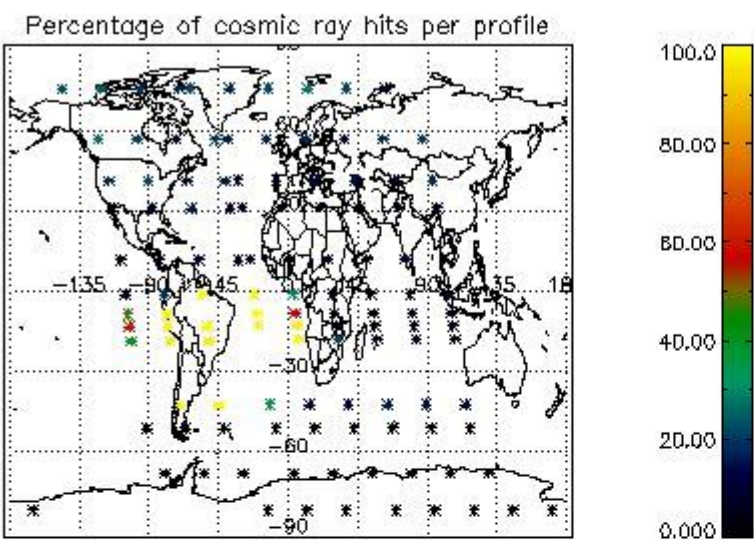


4.1.2 Plot level 1 quality information per product (time dependant): ENVI SAT DESCENDING passes

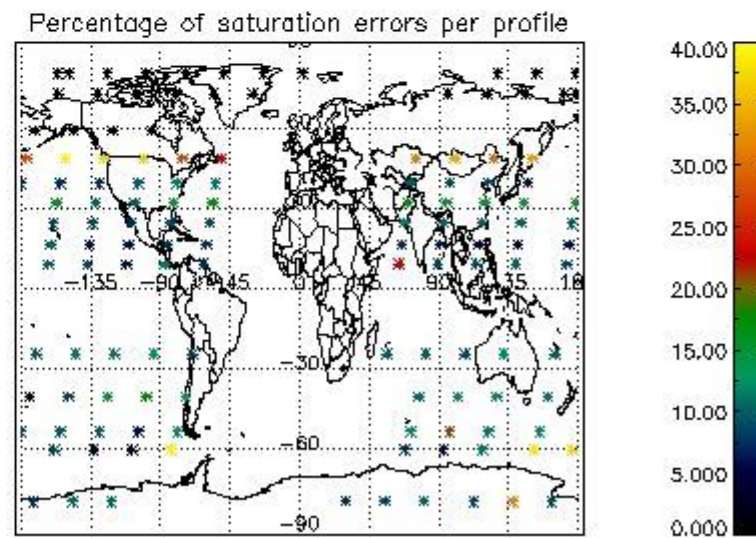
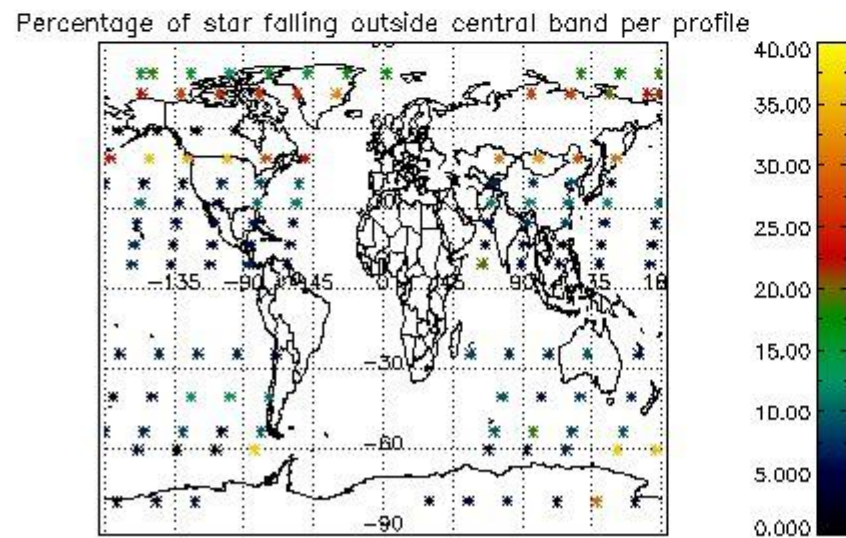
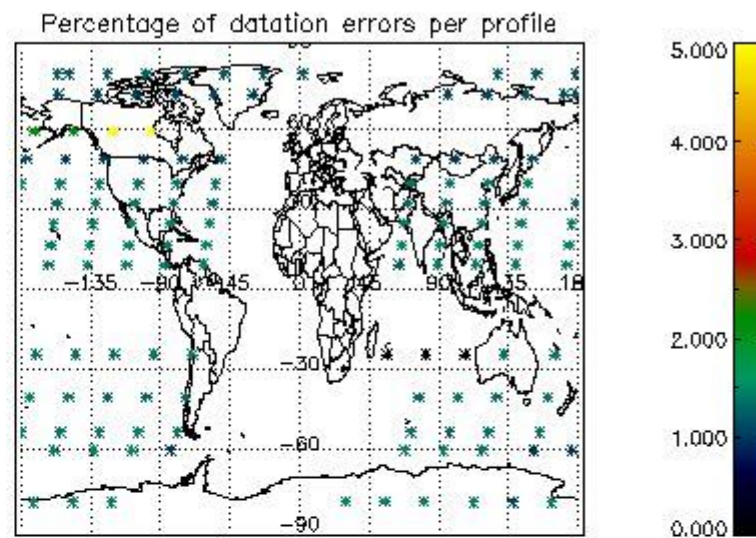
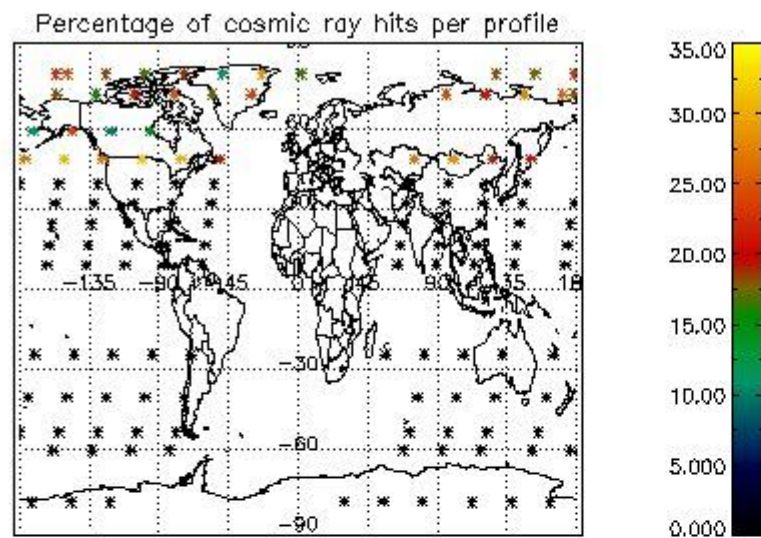


#### 4.2 Plot quality information per product coming from level 1b processing (world map)

##### 4.2.1 Plot level 1 quality information per product (world map): ENVISAT ASCENDING passes



4.2.2 Plot level 1 quality information per product (world map): ENVISAT DESCENDING passes



## 5. Trace gas profiles

### 5.1 Ozone statistics based on quality of products

The final quality of the products can be "measured" using the STD (Standard Deviation) attached to every point profile. This information is written to the parameter GOM\_NL\_\_2P/NL\_LOCAL\_SPECIES\_DENSITY/o3\_std of the level 2 products. The table below shows the statistics for given STD ranges.

The statistics are given with respect to the overall valid production:

- Products without fatal errors: GOM\_NL\_\_2P/MPH/PRODUCT\_ERR=0
- Valid point profile: GOM\_NL\_\_2P/NL\_LOCAL\_SPECIES\_DENSITY/pcd(0)=0

The 'Criteria' is applied to valid points of dark limb products:

- Products in dark limb illumination condition: GOM\_NL\_\_2P/NL\_SUMMARY\_QUALITY/obs\_ill\_cond=0
- Products without fatal errors: GOM\_NL\_\_2P/MPH/PRODUCT\_ERR=0
- Valid point profile: GOM\_NL\_\_2P/NL\_LOCAL\_SPECIES\_DENSITY/pcd(0)=0

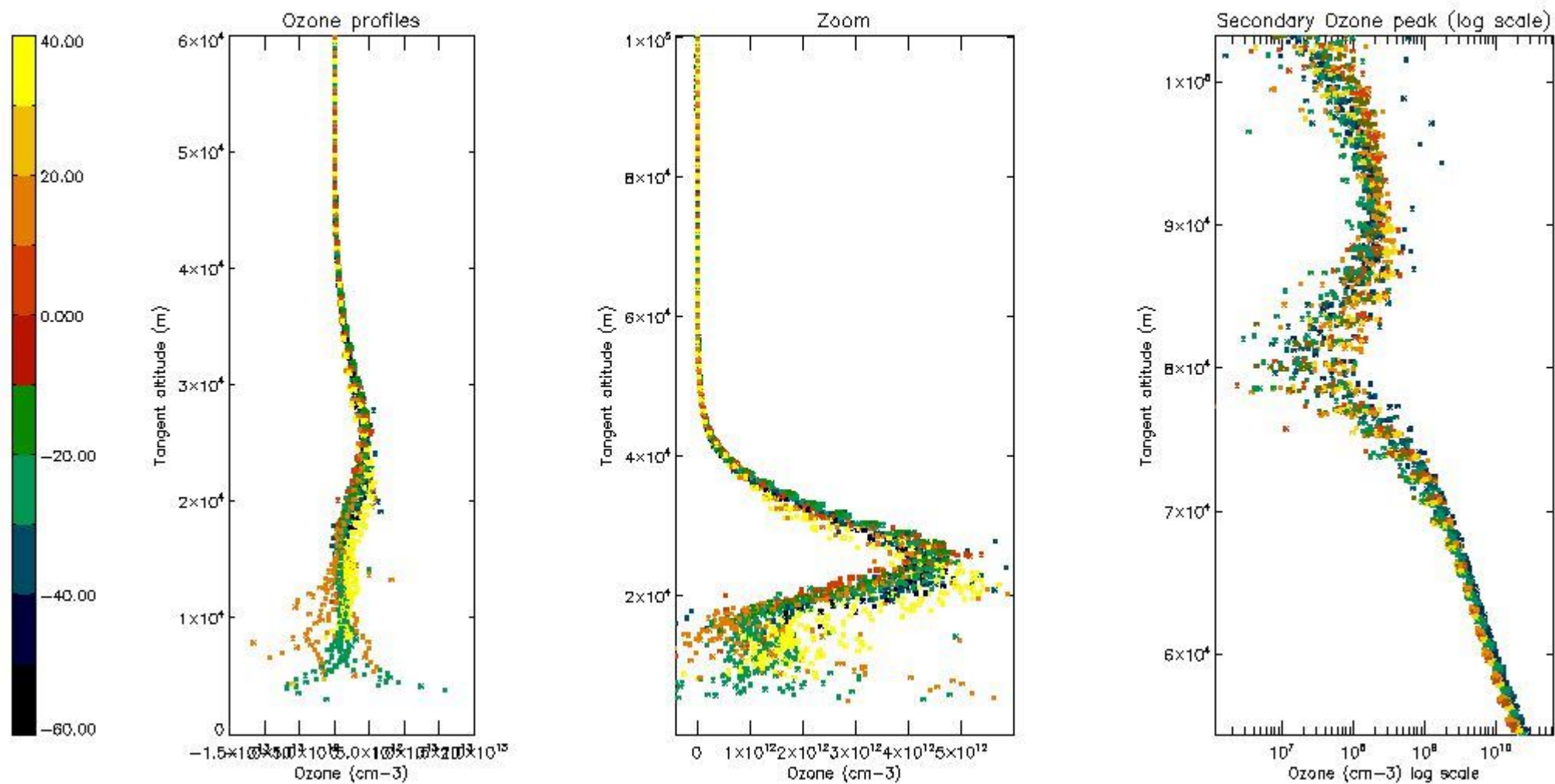
So, the table below shows the percentage of dark limb and valid observations for each criteria with respect to the overall valid daily observations.

Criteria	% of total production
All STD	32
STD < 20	20

STD < 10	17
STD < 5	12

5.2 Plot ozone profiles for all STD (dark without errors)

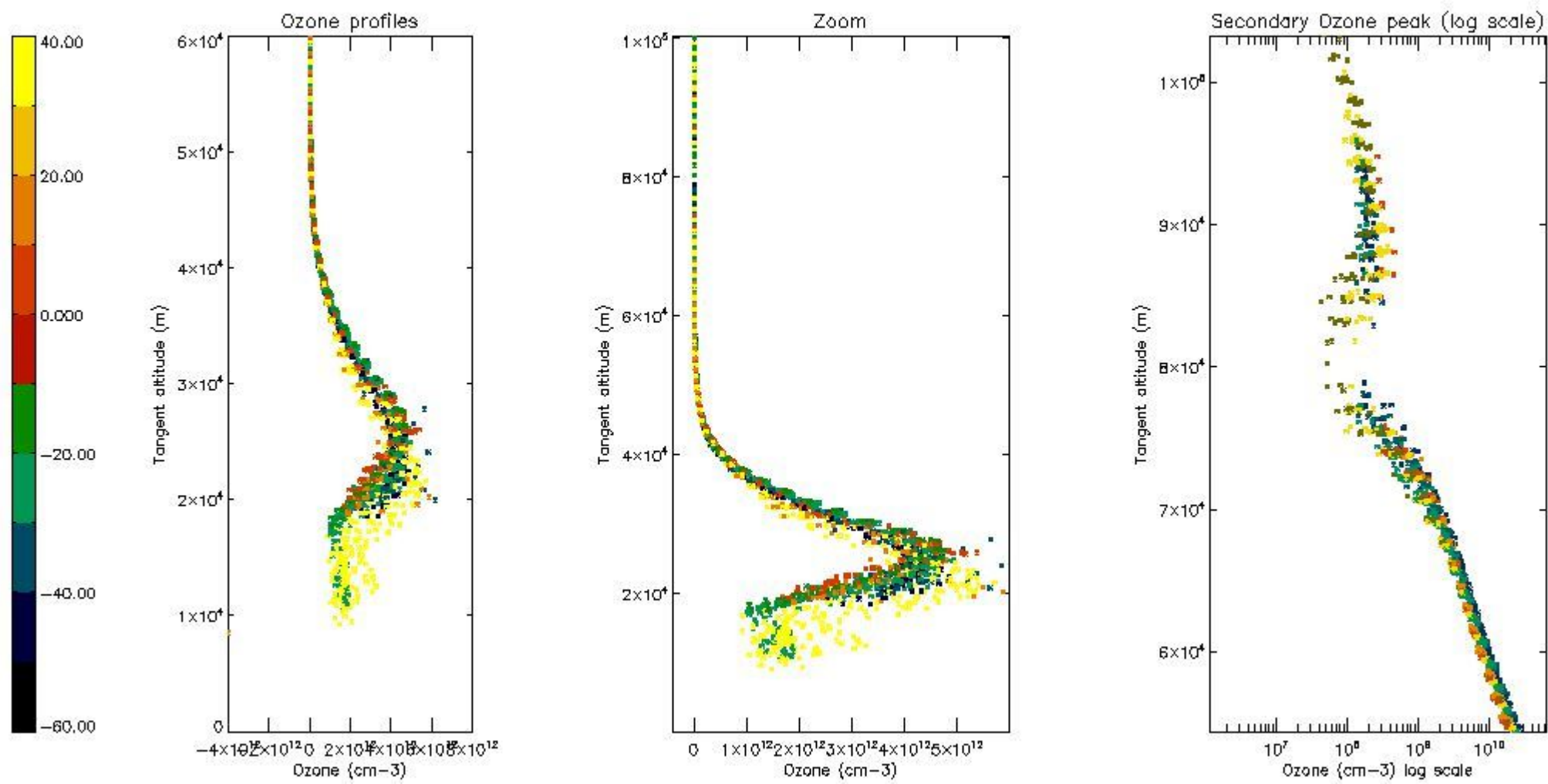
The colorbar represents the latitude.



5.3 Plot ozone profiles where STD < 20% (dark without errors)

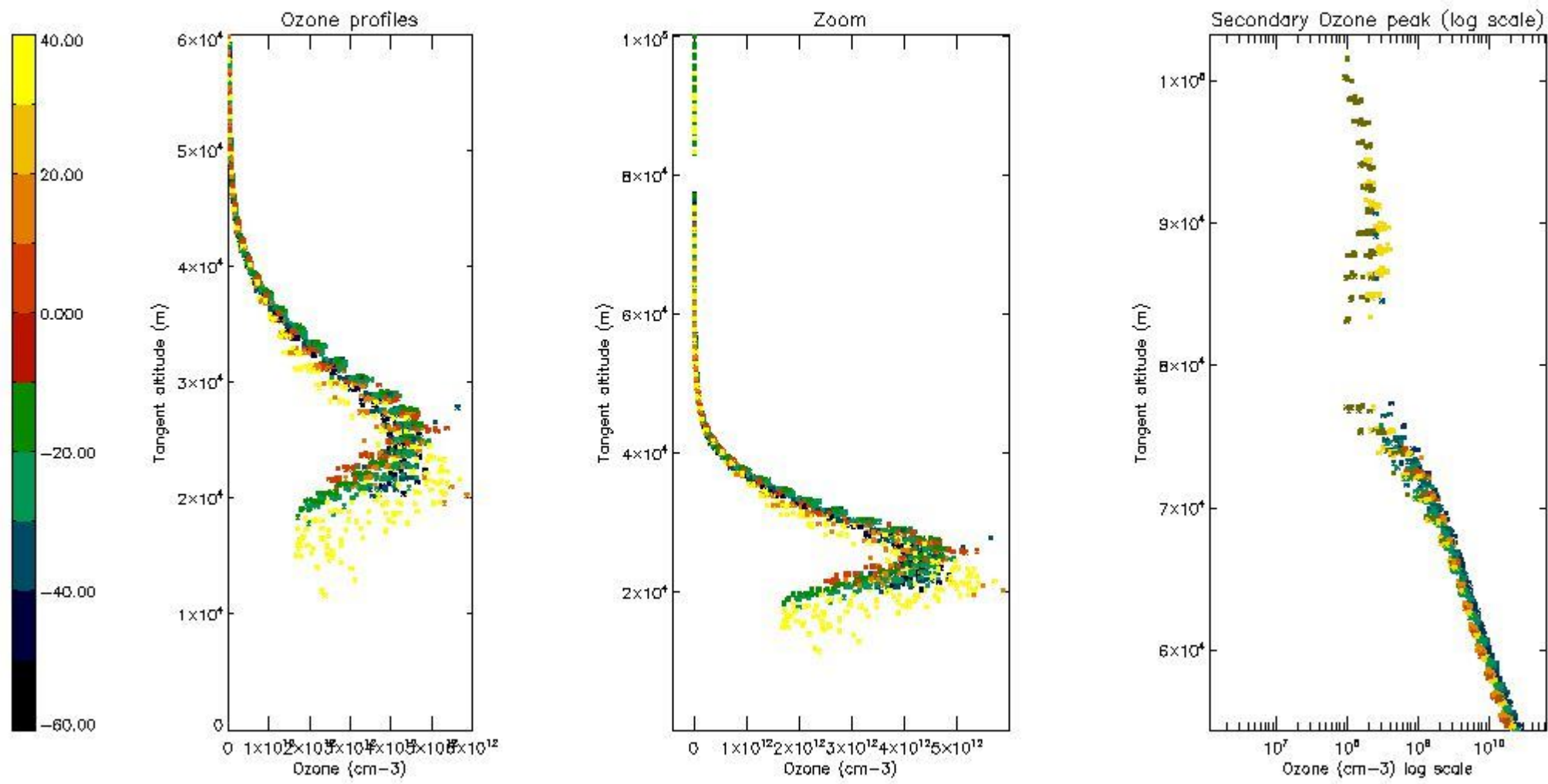
The colorbar represents the latitude.





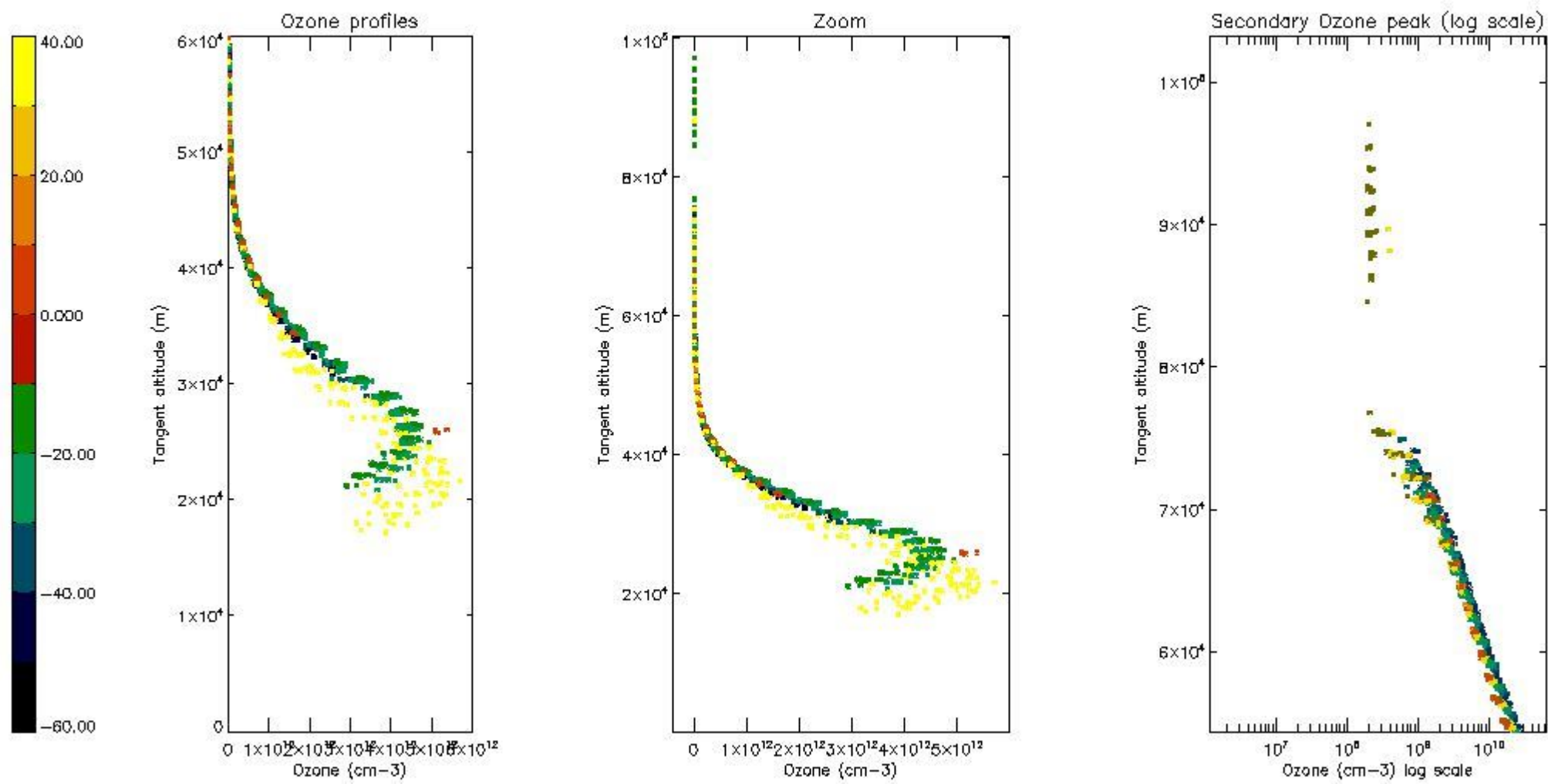
*5.4 Plot ozone profiles where STD < 10% (dark without errors)*

The colorbar represents the latitude.



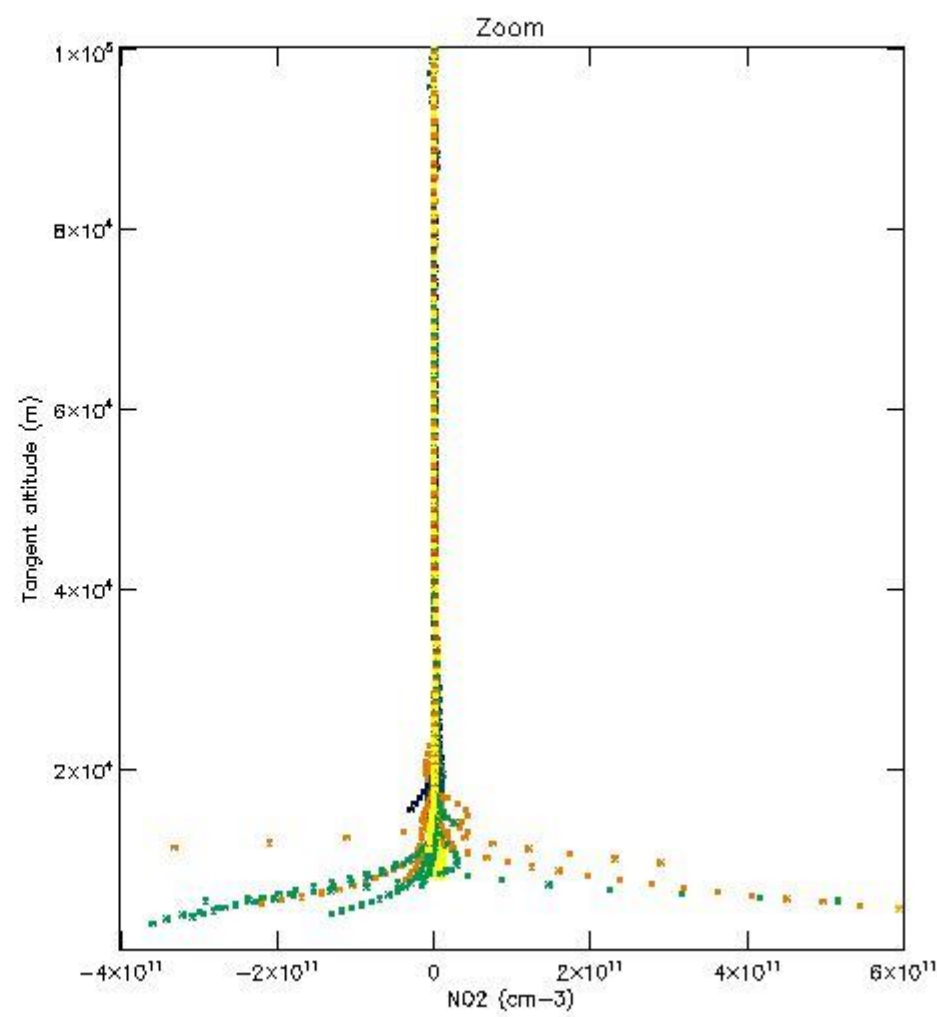
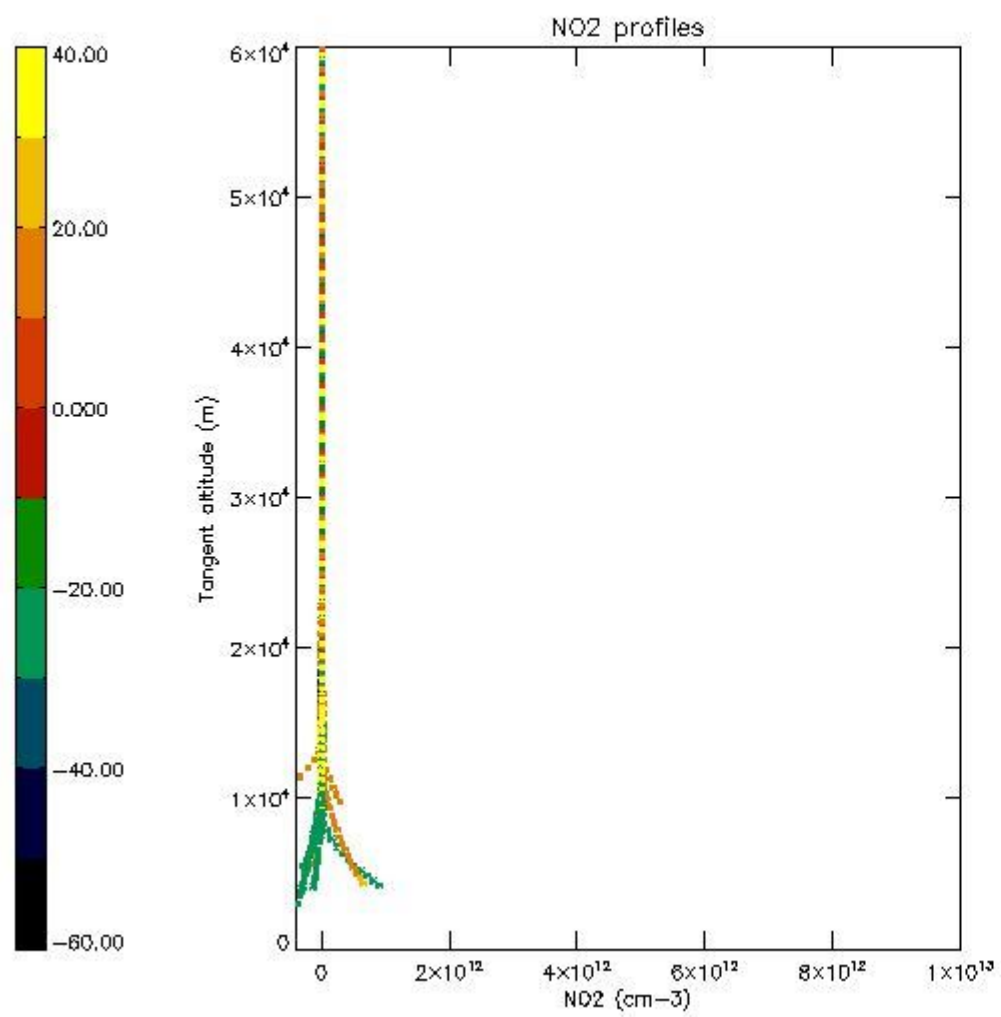
*5.5 Plot ozone profiles where STD < 5% (dark without errors)*

The colorbar represents the latitude.



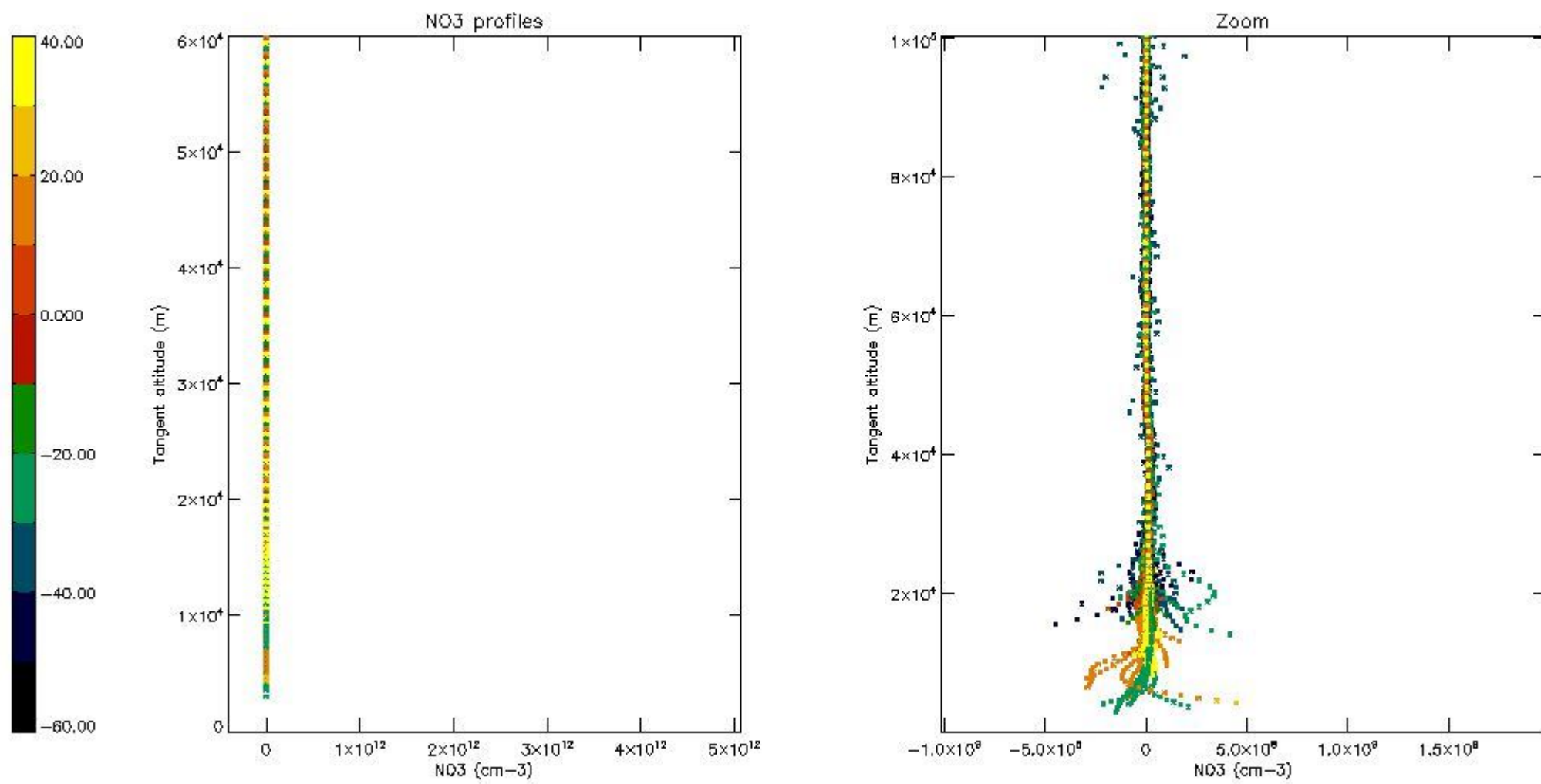
*5.6 Plot NO<sub>2</sub> profiles for all STD (dark without errors)*

The colorbar represents the latitude.



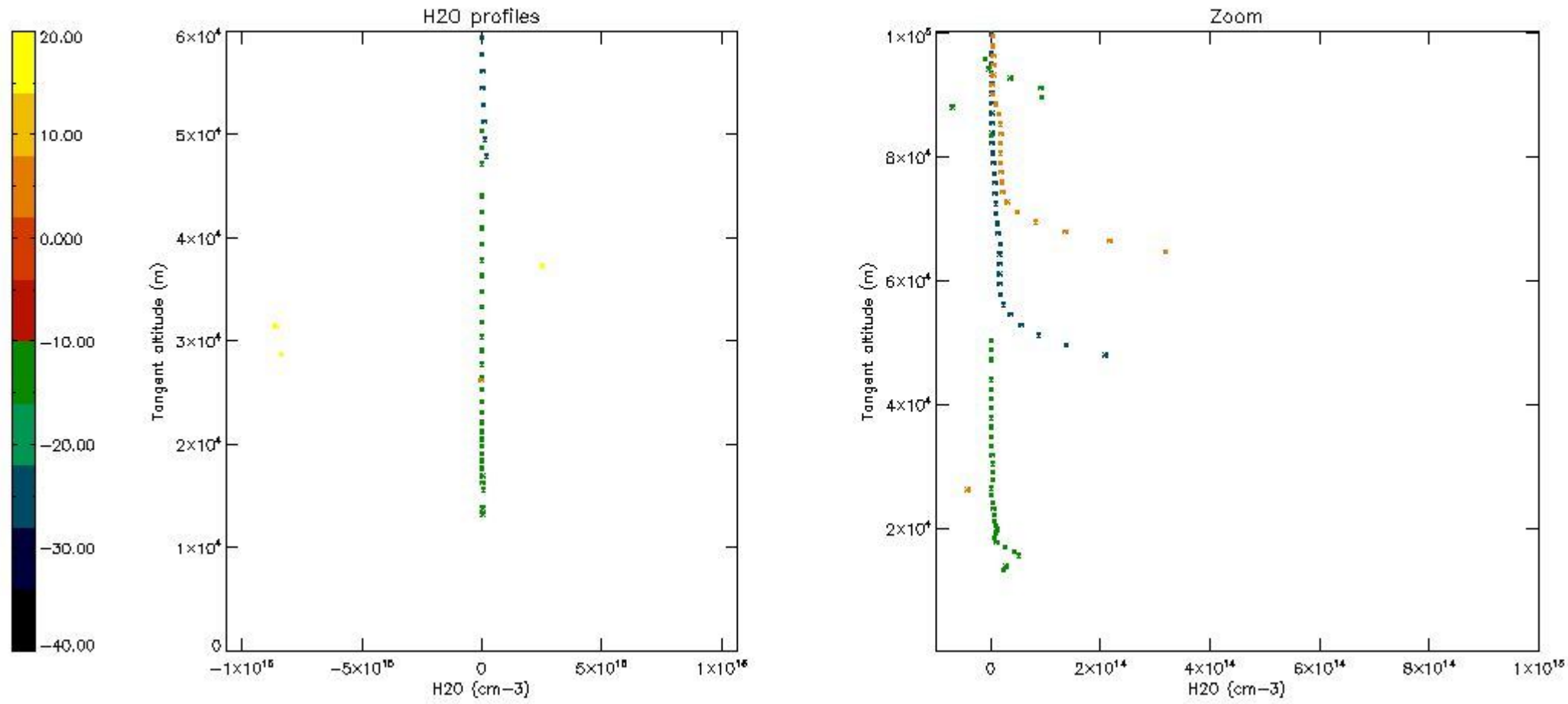
*5.7 Plot NO3 profiles for all STD (dark without errors)*

The colorbar represents the latitude.



*5.8 Plot H2O profiles for all STD (only for occultations of stars 1,2,3,4,13,14,16,26,63 dark without errors)*

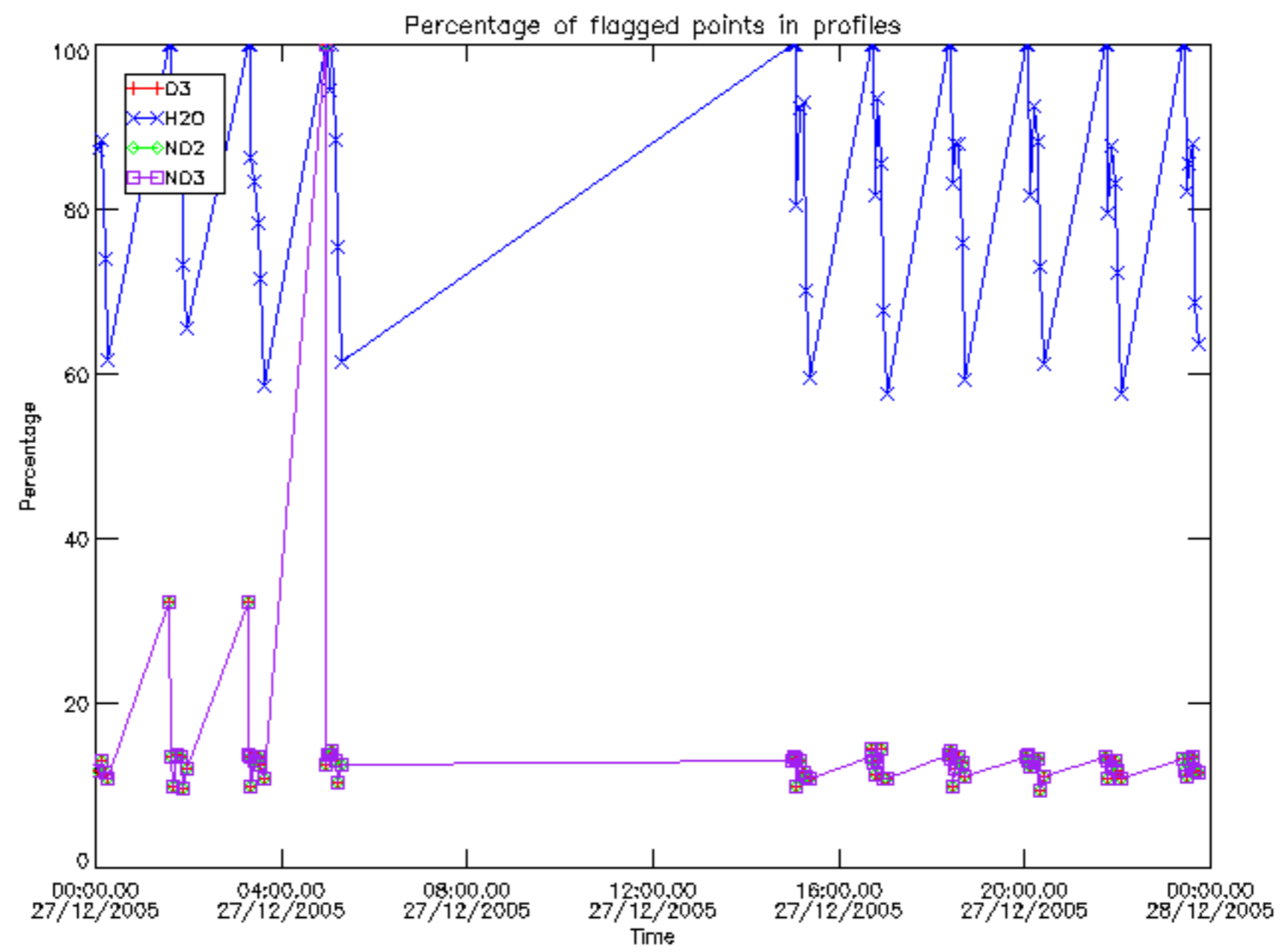
The colorbar represents the latitude.



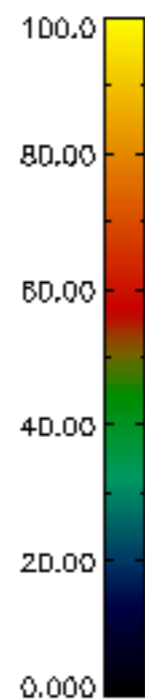
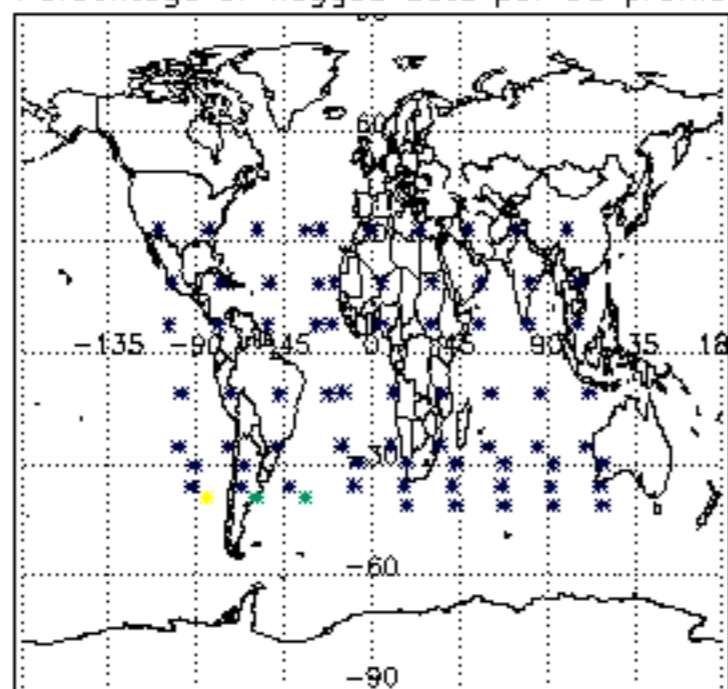
## 6. Auxiliary Data Files used for the production reported in section 2

The number reported in the third column indicates since which file (see list in section 2) the corresponding auxiliary file has been used. The fourth column is the date of those product files.

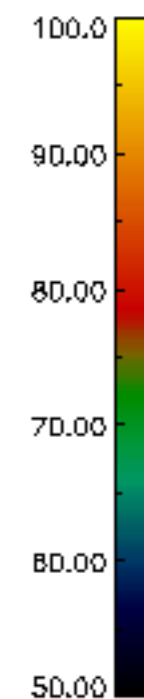
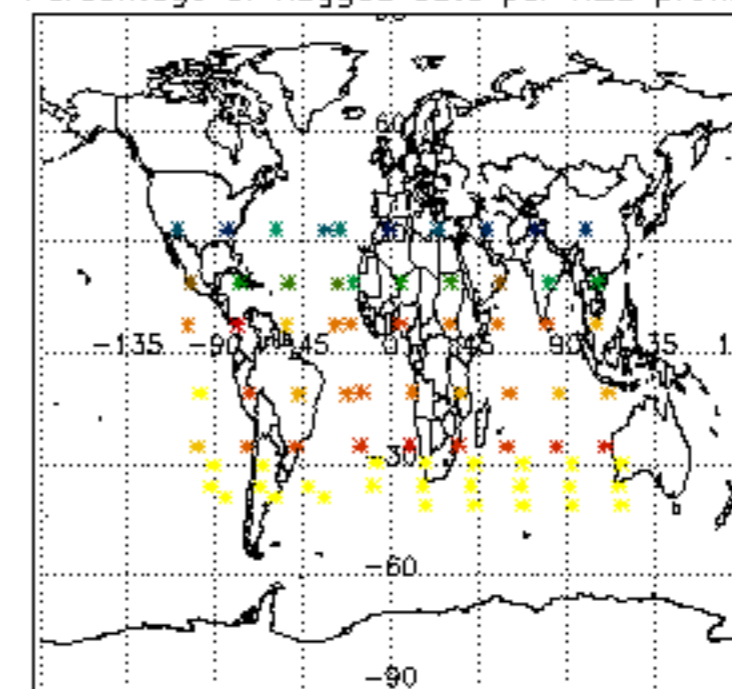
Type	Auxiliary Filename	Used since product	Used since product date
INST_PHYS_CHARACTERISTICS	GOM_INS_AXVIEC20091111_143220_20030716_120000_20500101_000000	1	27-DEC-2005 00:03:30
LEVEL-2_PROC_CONFIG	GOM_PR2_AXVIEC20091111_152718_20020301_000000_20500101_000000	1	27-DEC-2005 00:03:30
CROSS_SECTIONS_FILE	GOM_CR2_AXVIEC20091111_154832_20020301_000000_20500101_000000	1	27-DEC-2005 00:03:30



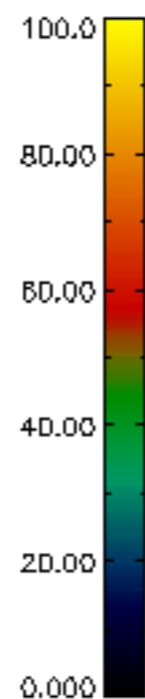
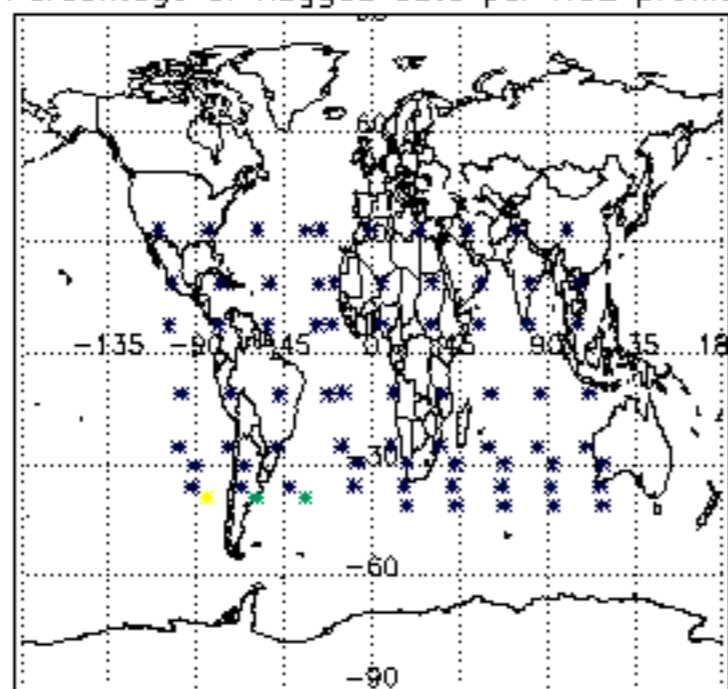
Percentage of flagged data per D3 profile



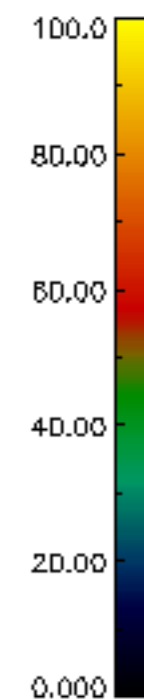
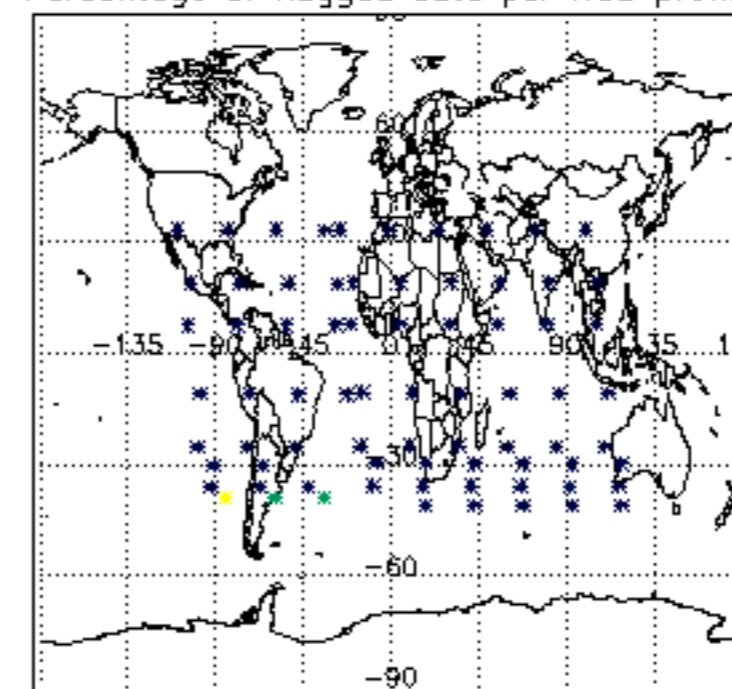
Percentage of flagged data per H2O profile



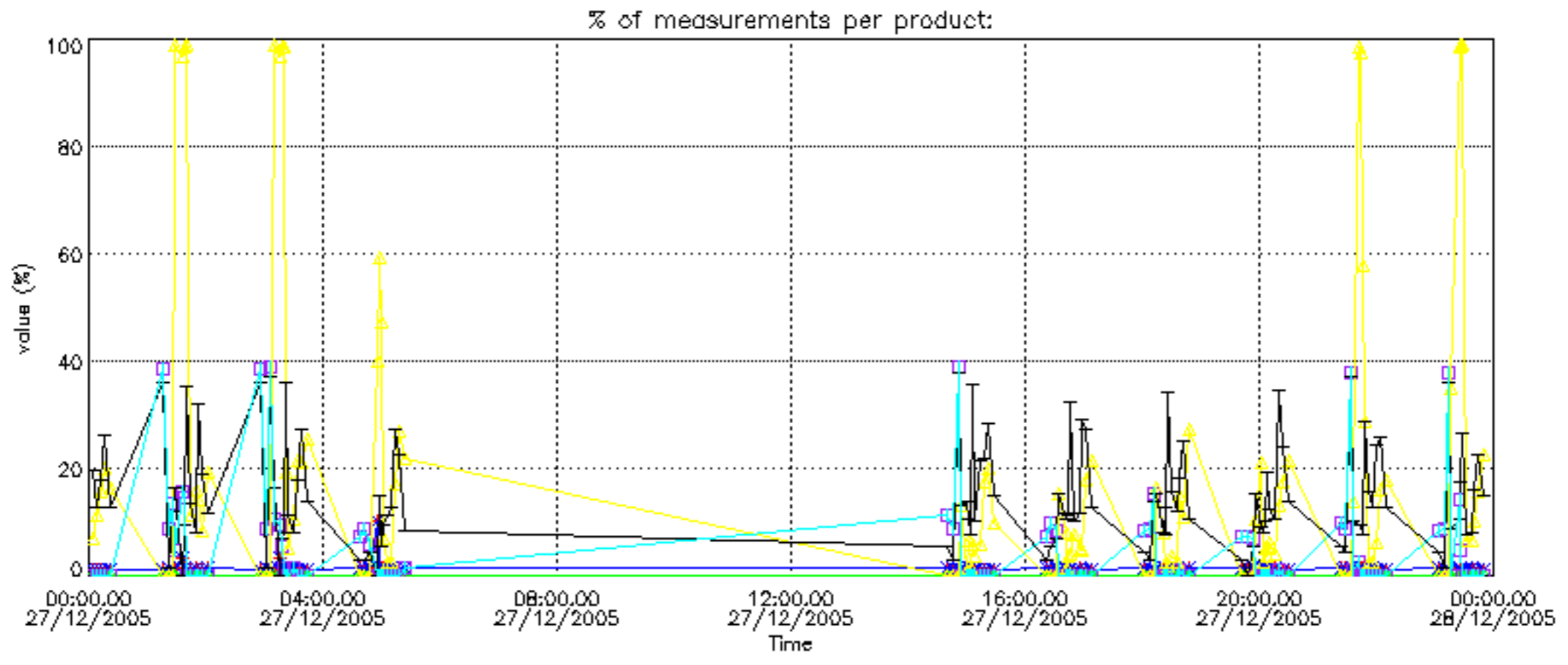
Percentage of flagged data per NO2 profile

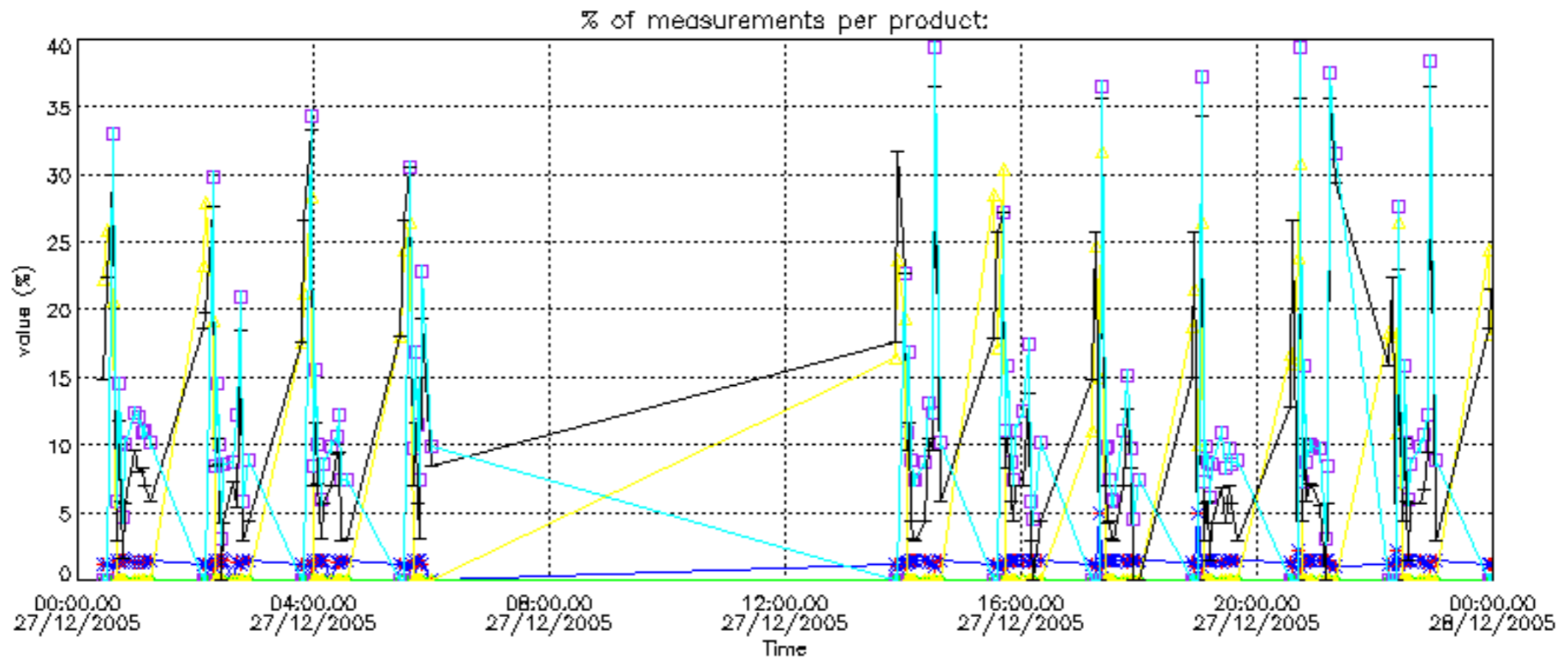


Percentage of flagged data per NO3 profile

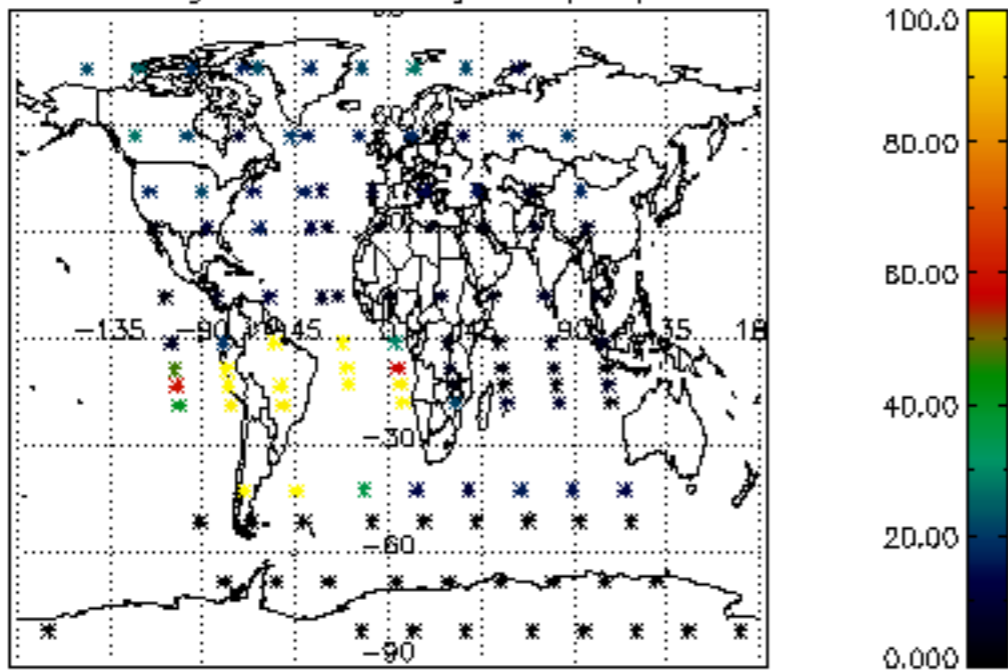




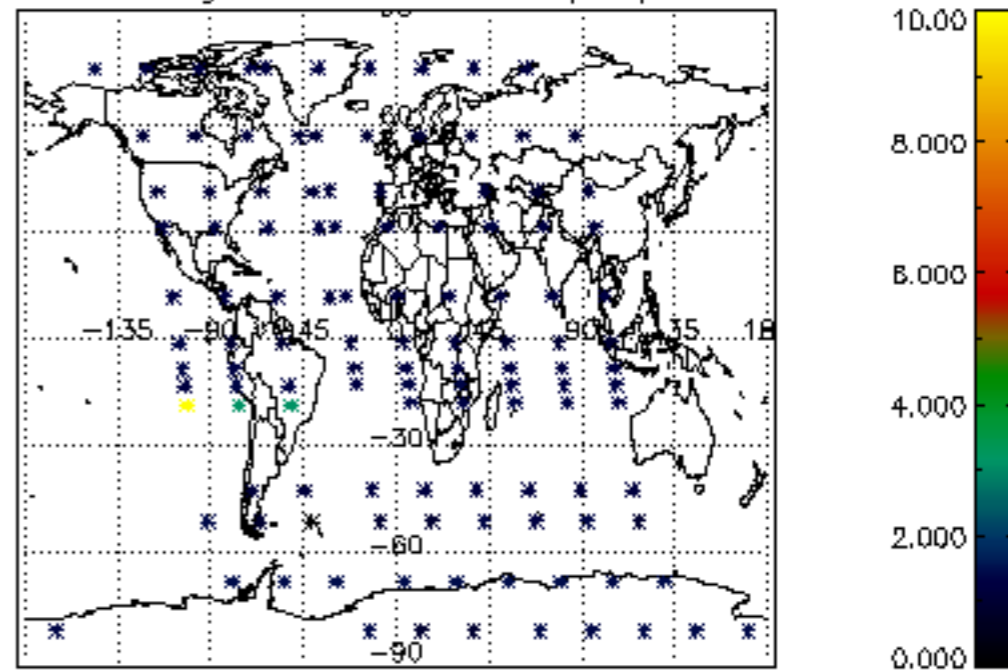




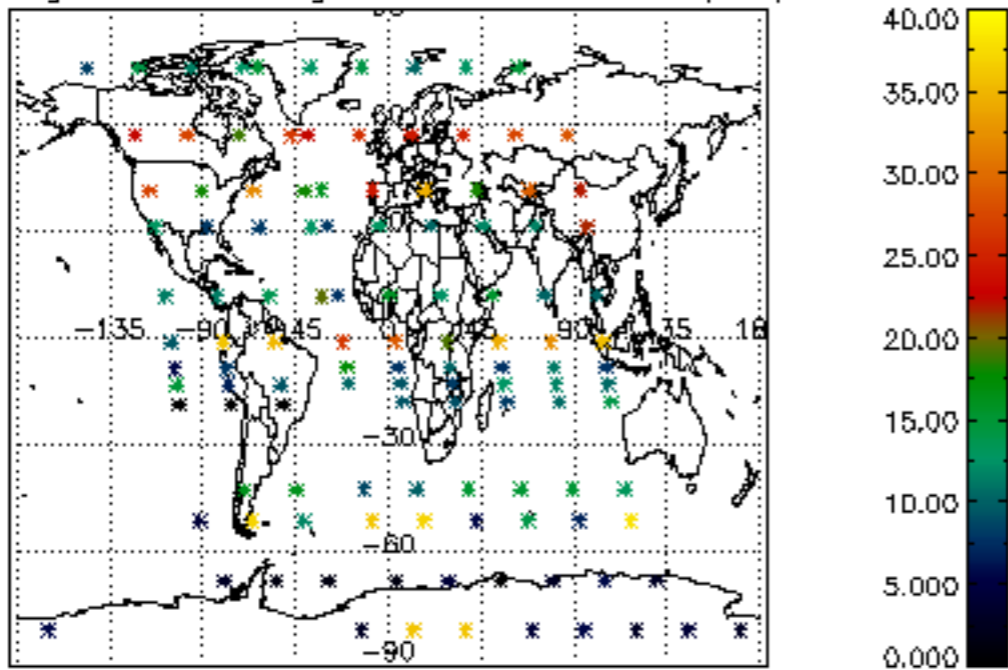
Percentage of cosmic ray hits per profile



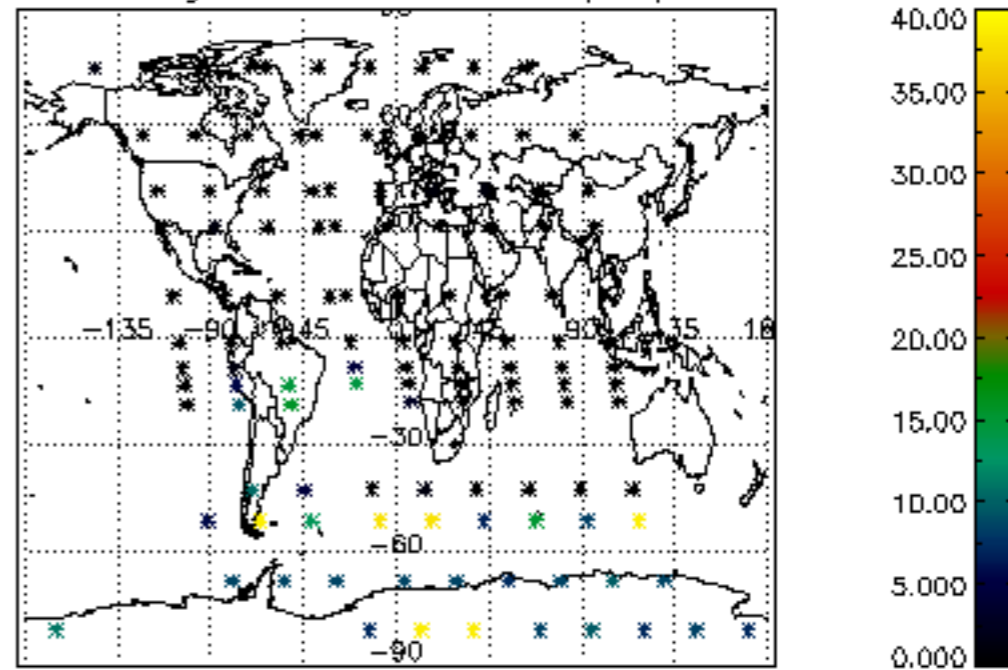
Percentage of datation errors per profile



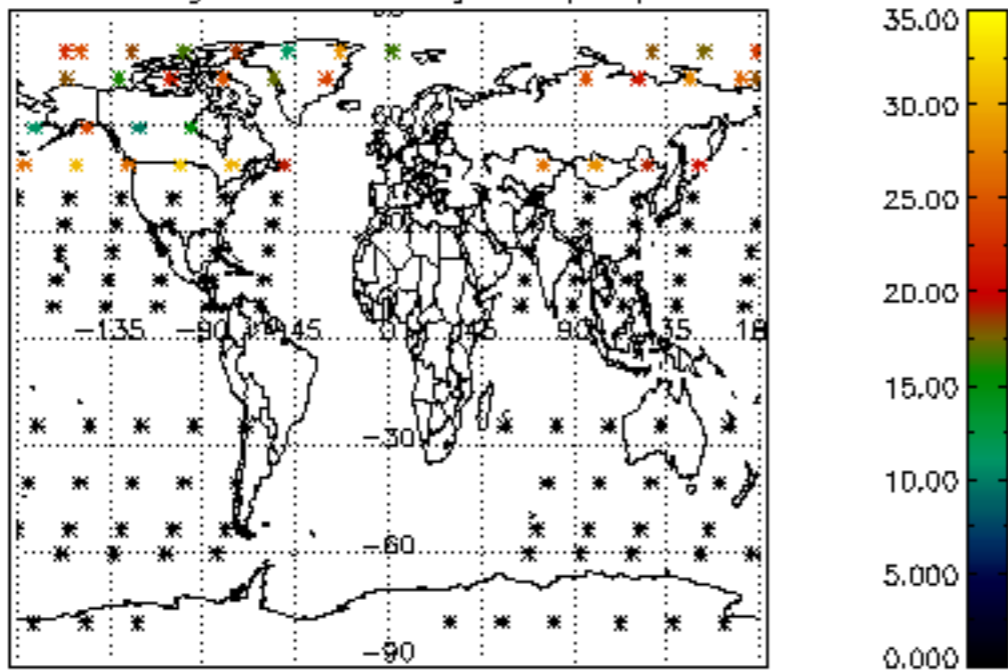
Percentage of star falling outside central band per profile



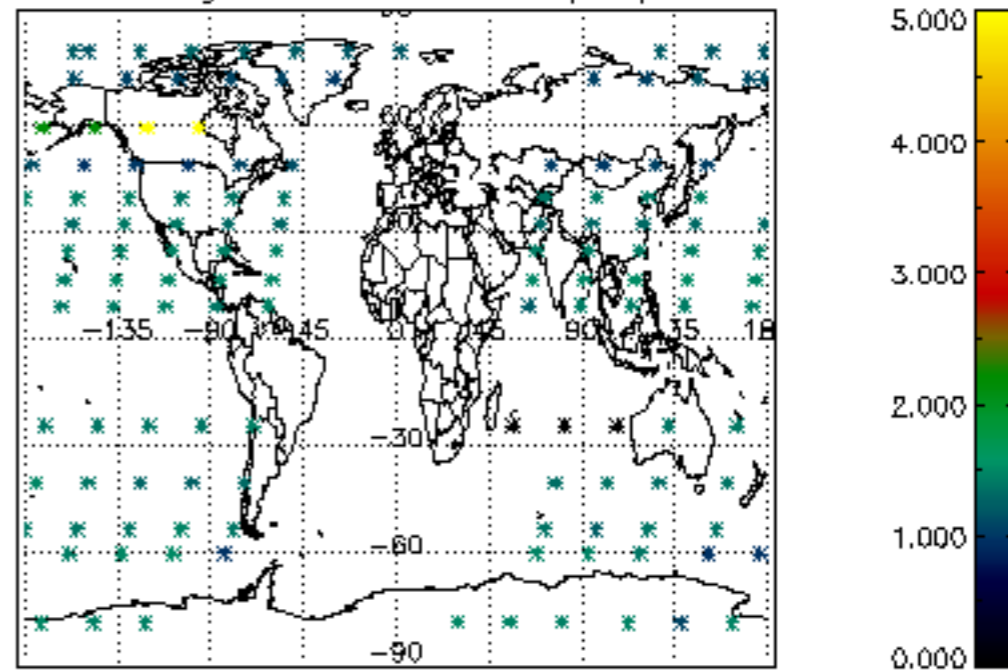
Percentage of saturation errors per profile



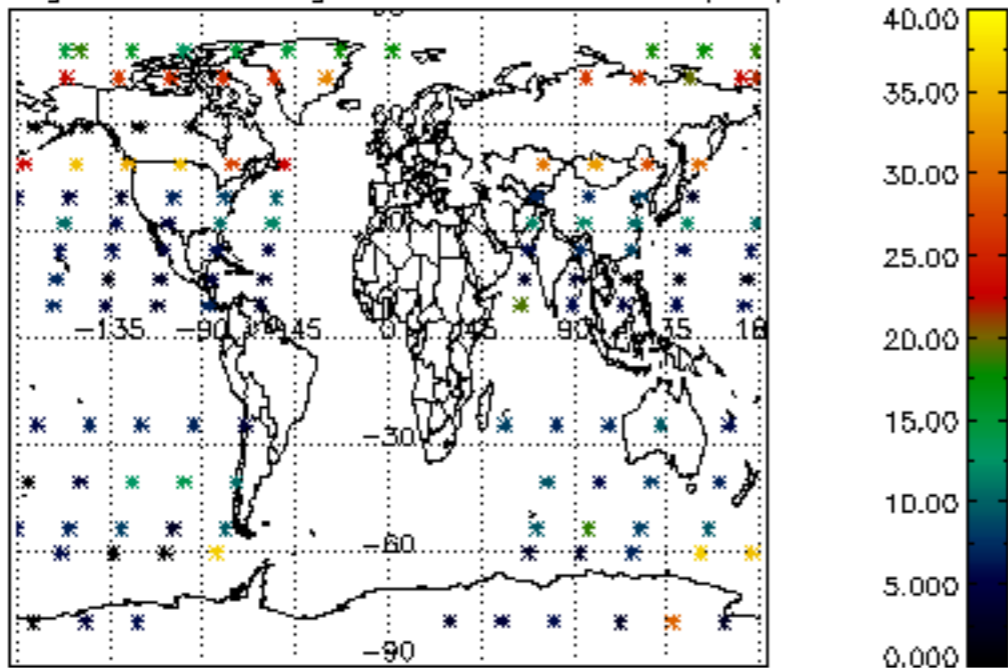
Percentage of cosmic ray hits per profile



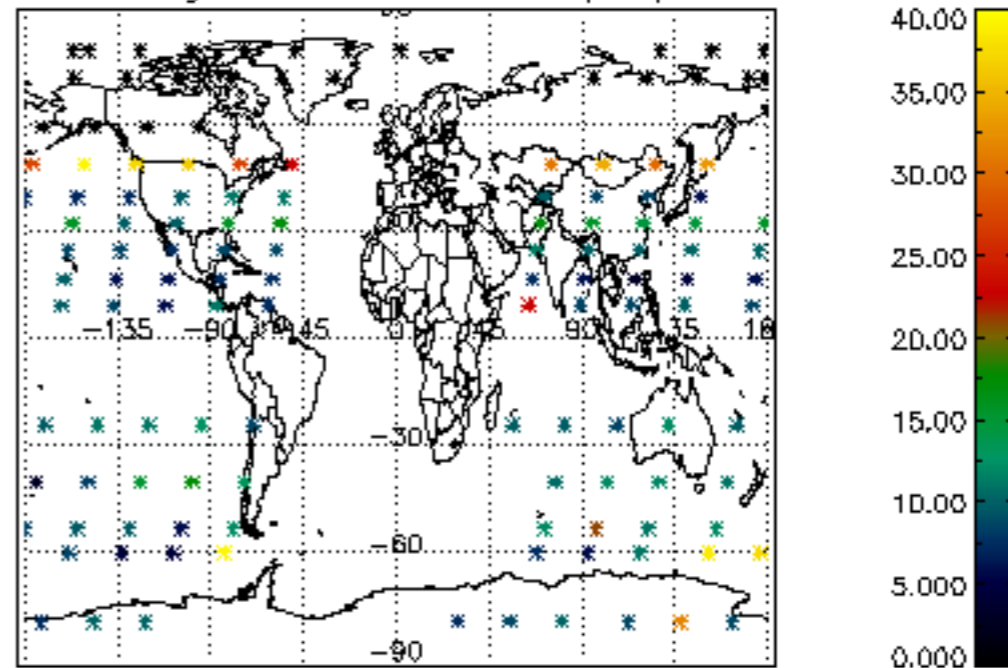
Percentage of datation errors per profile

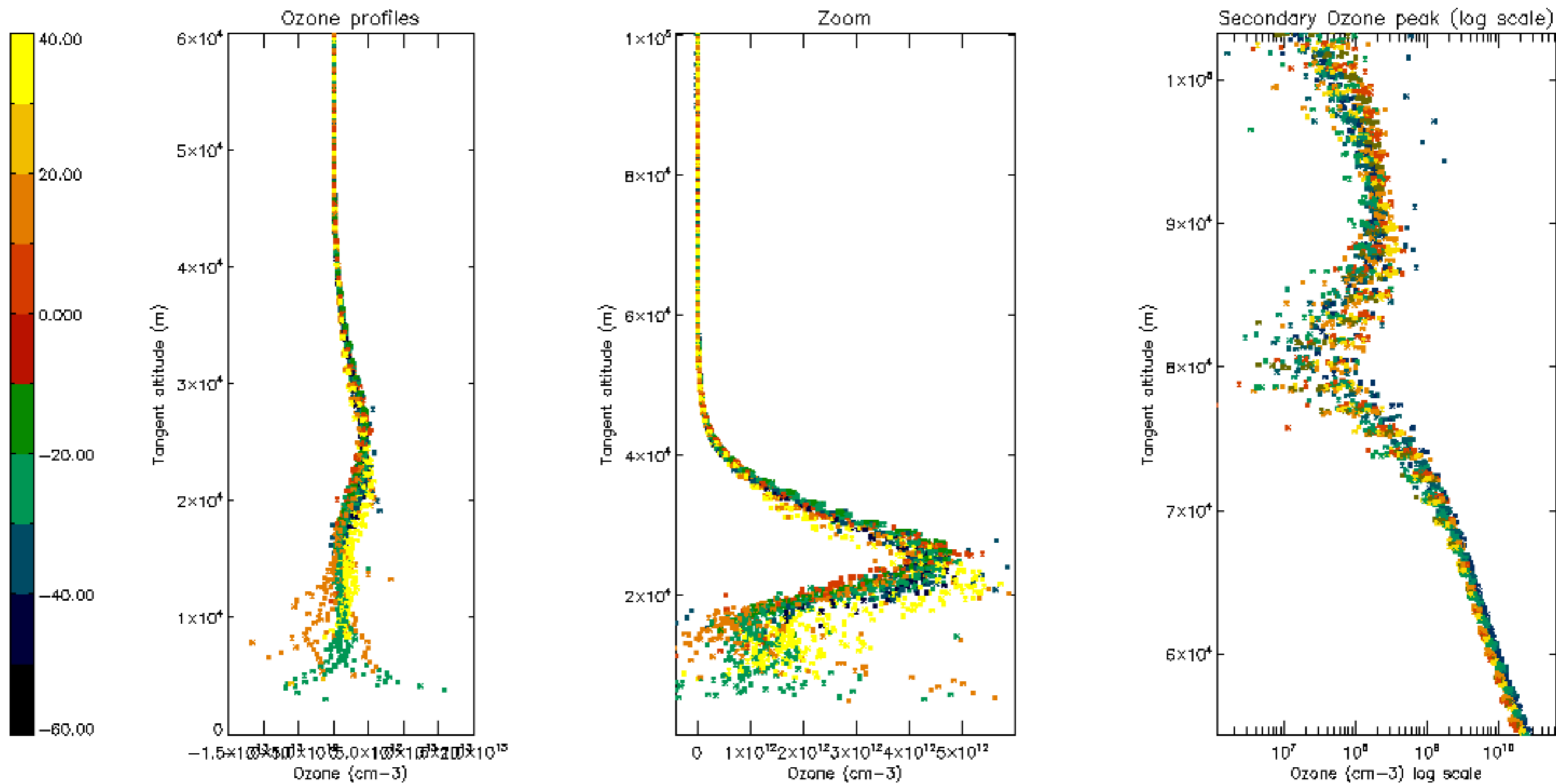


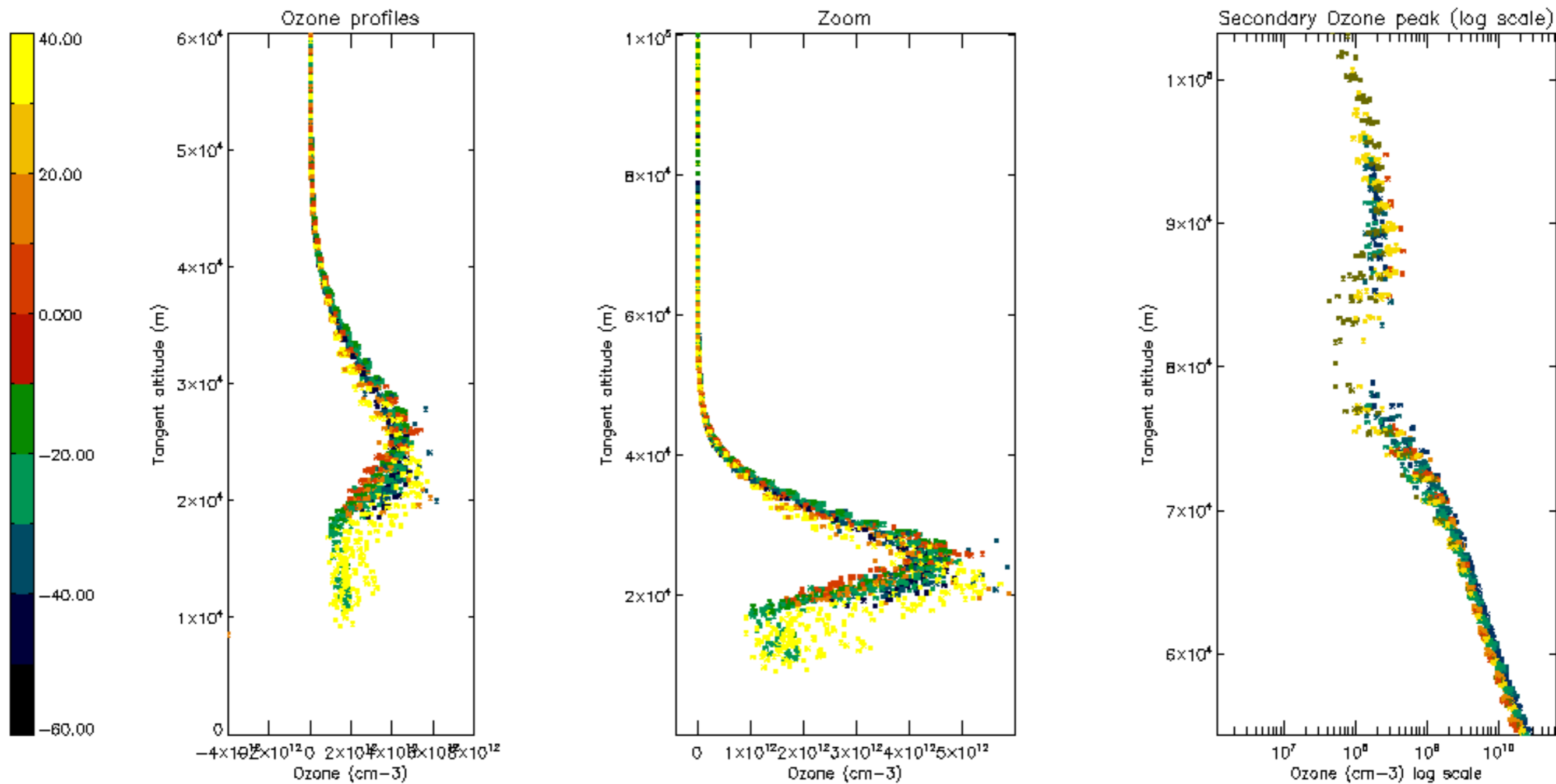
Percentage of star falling outside central band per profile

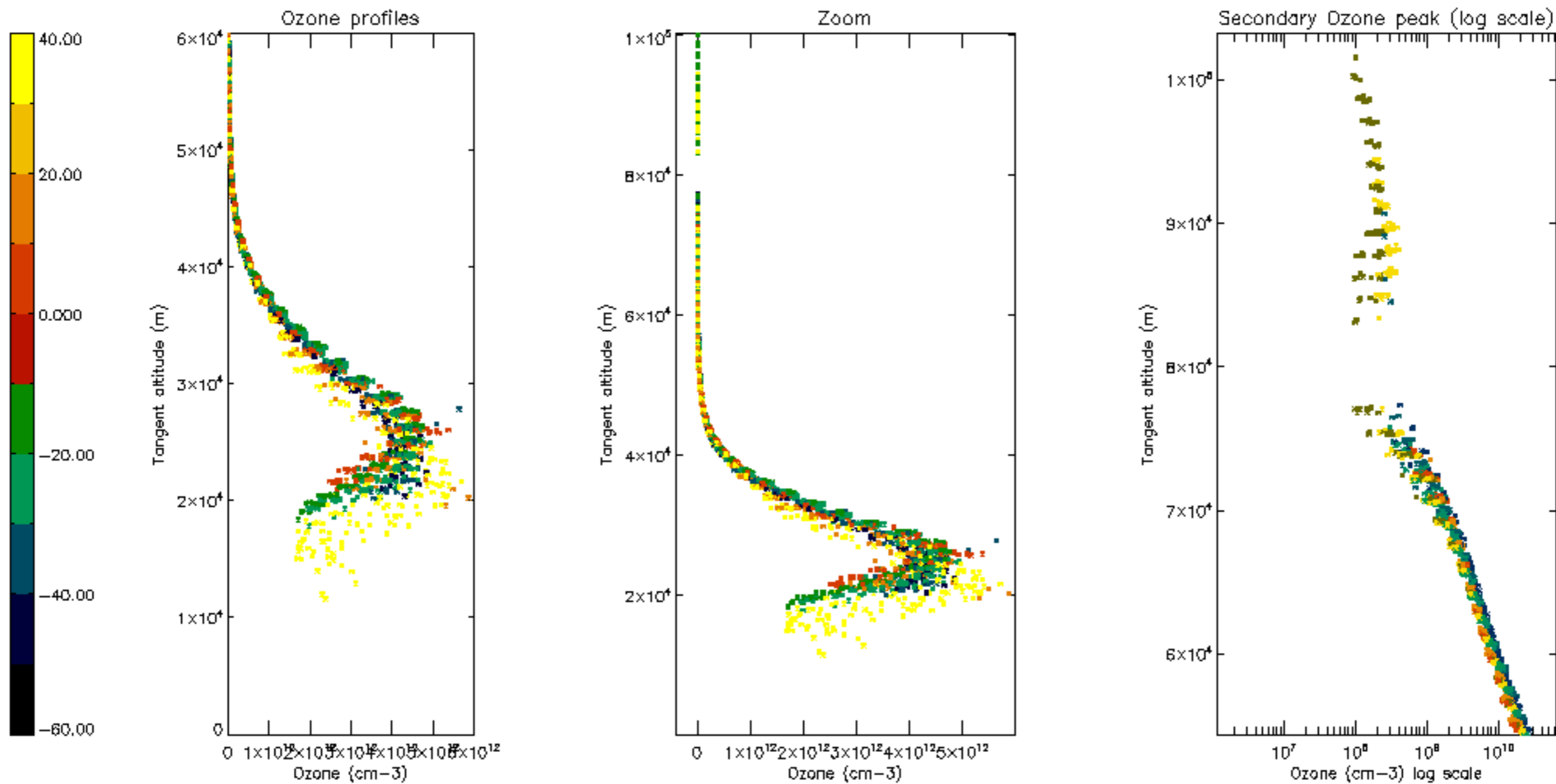


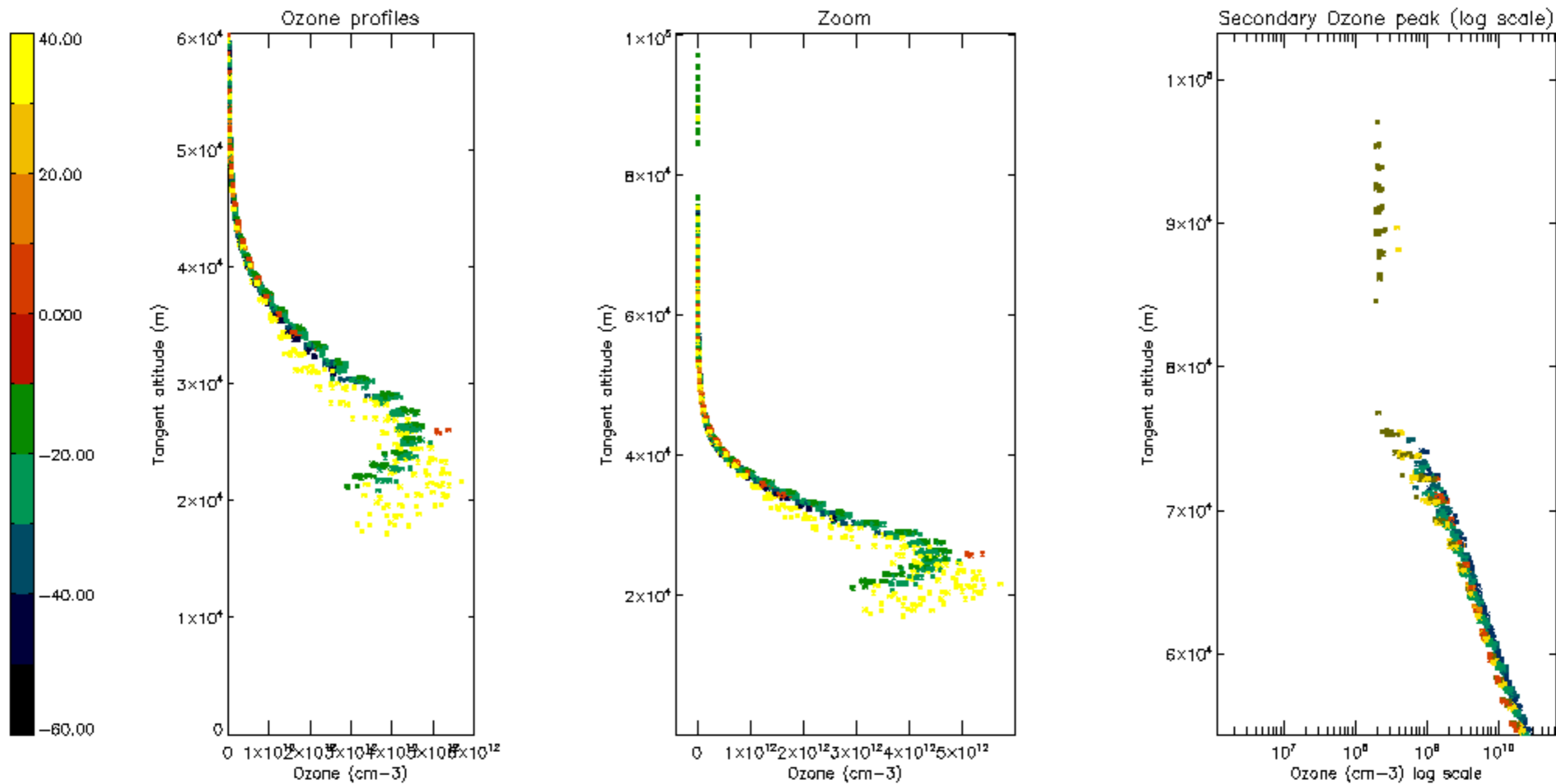
Percentage of saturation errors per profile



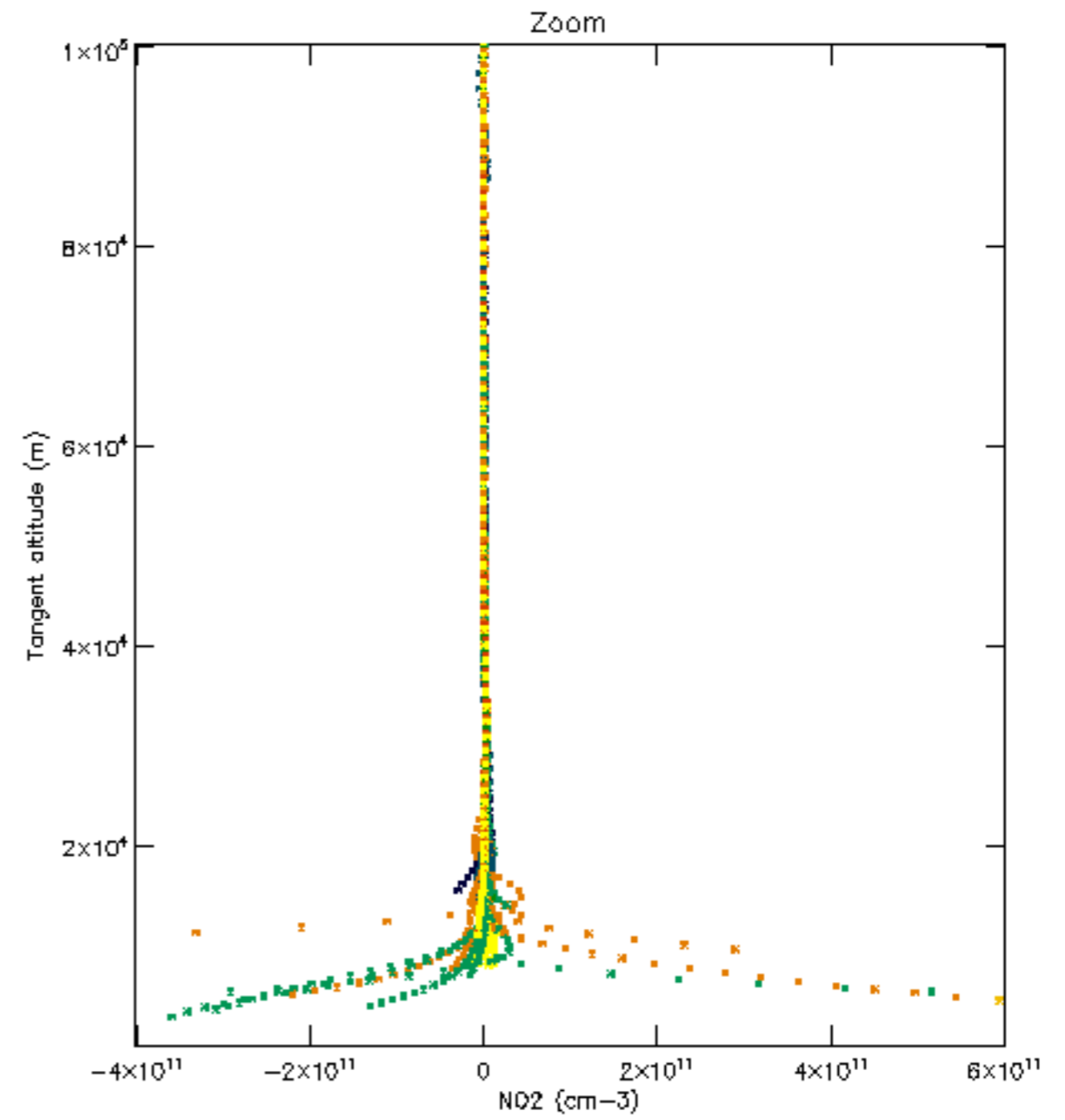
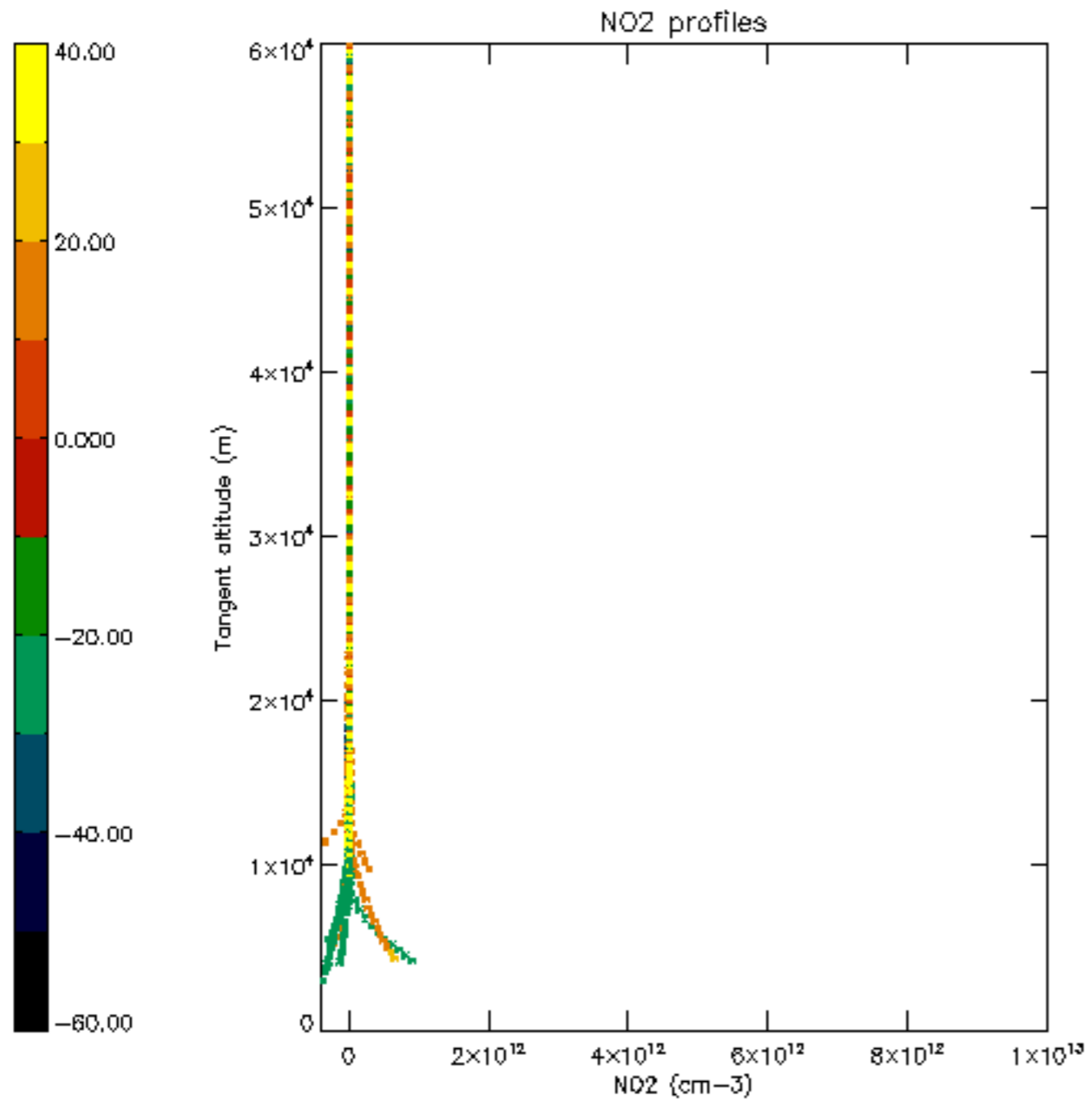


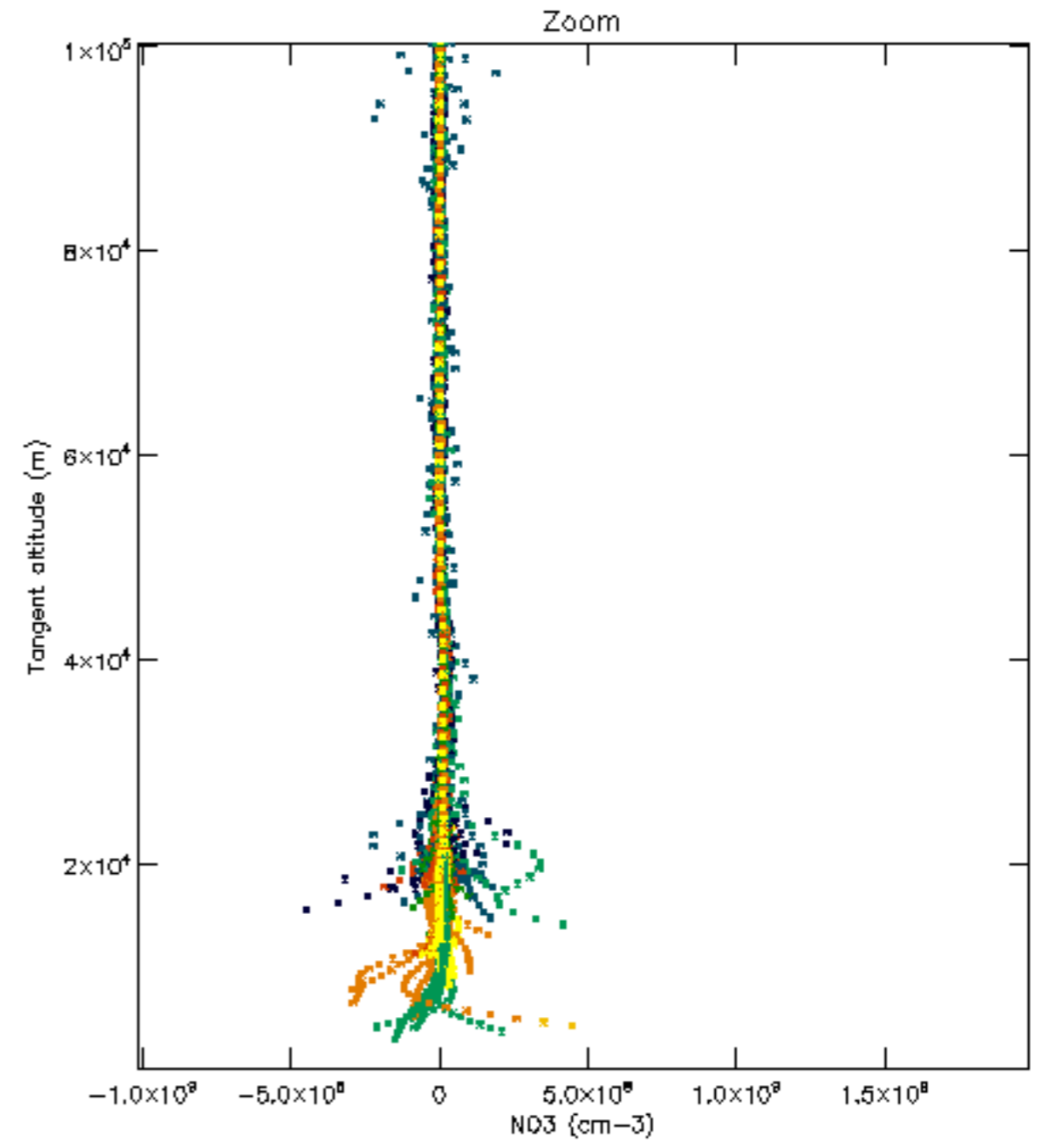
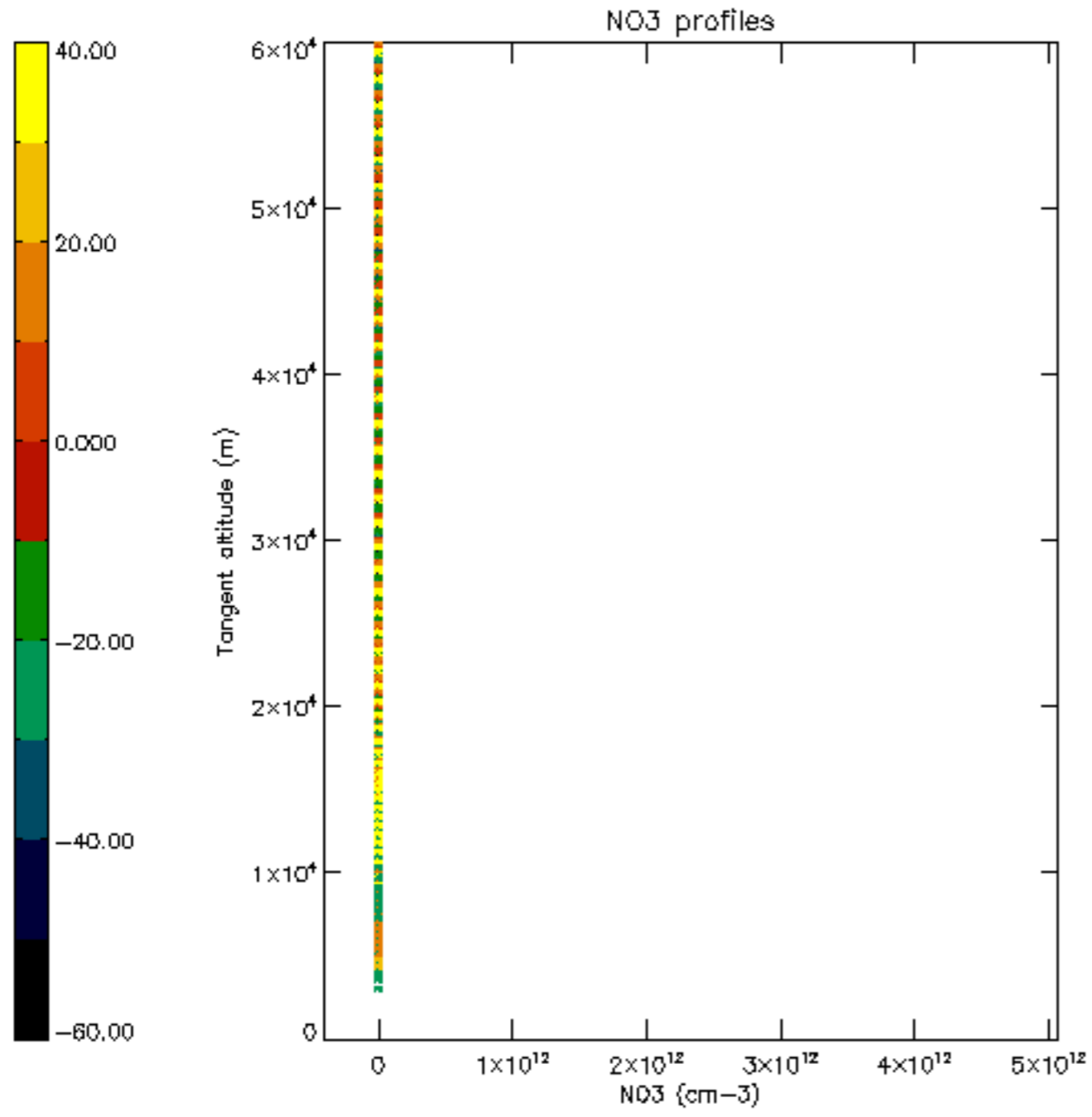


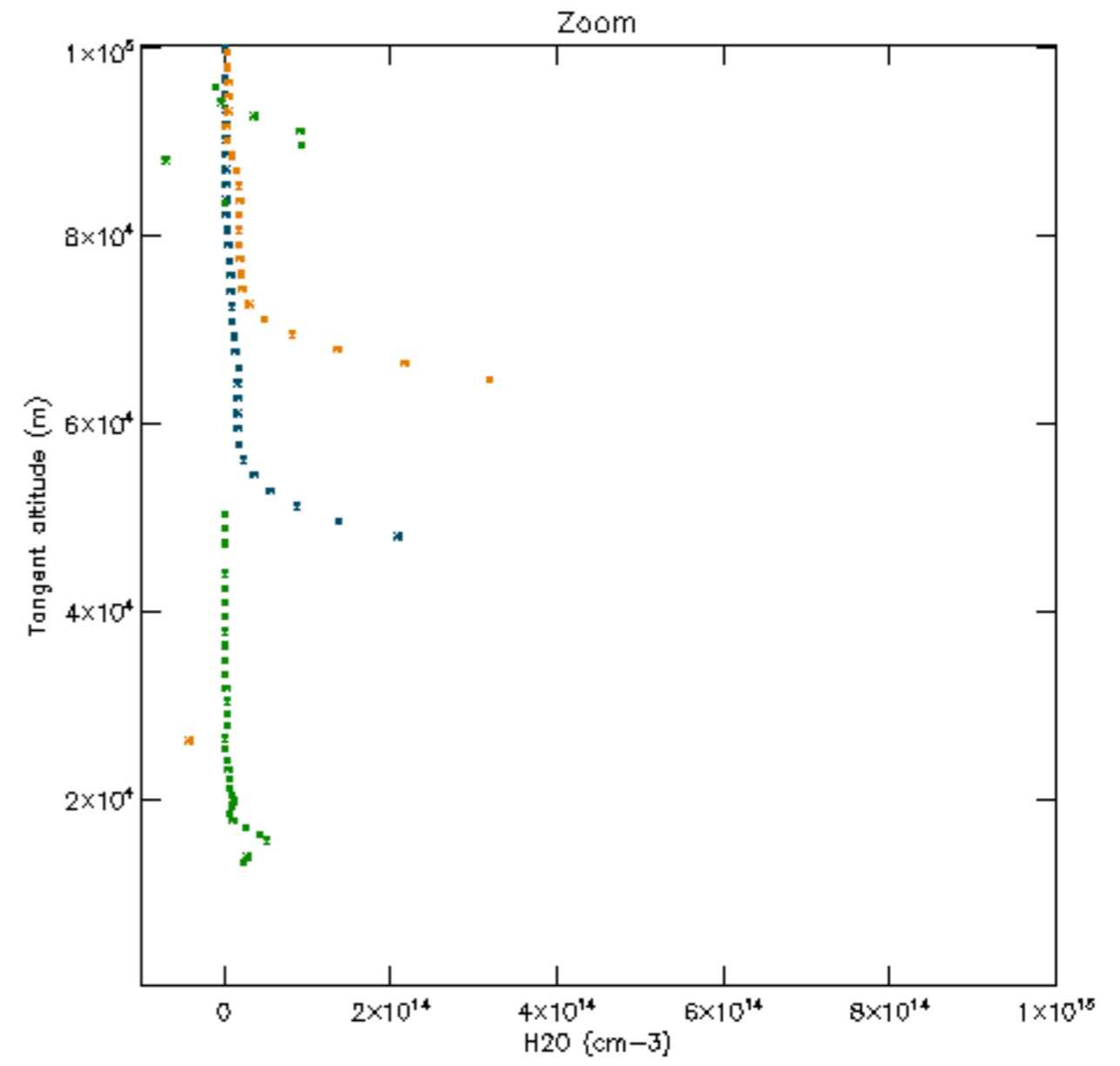
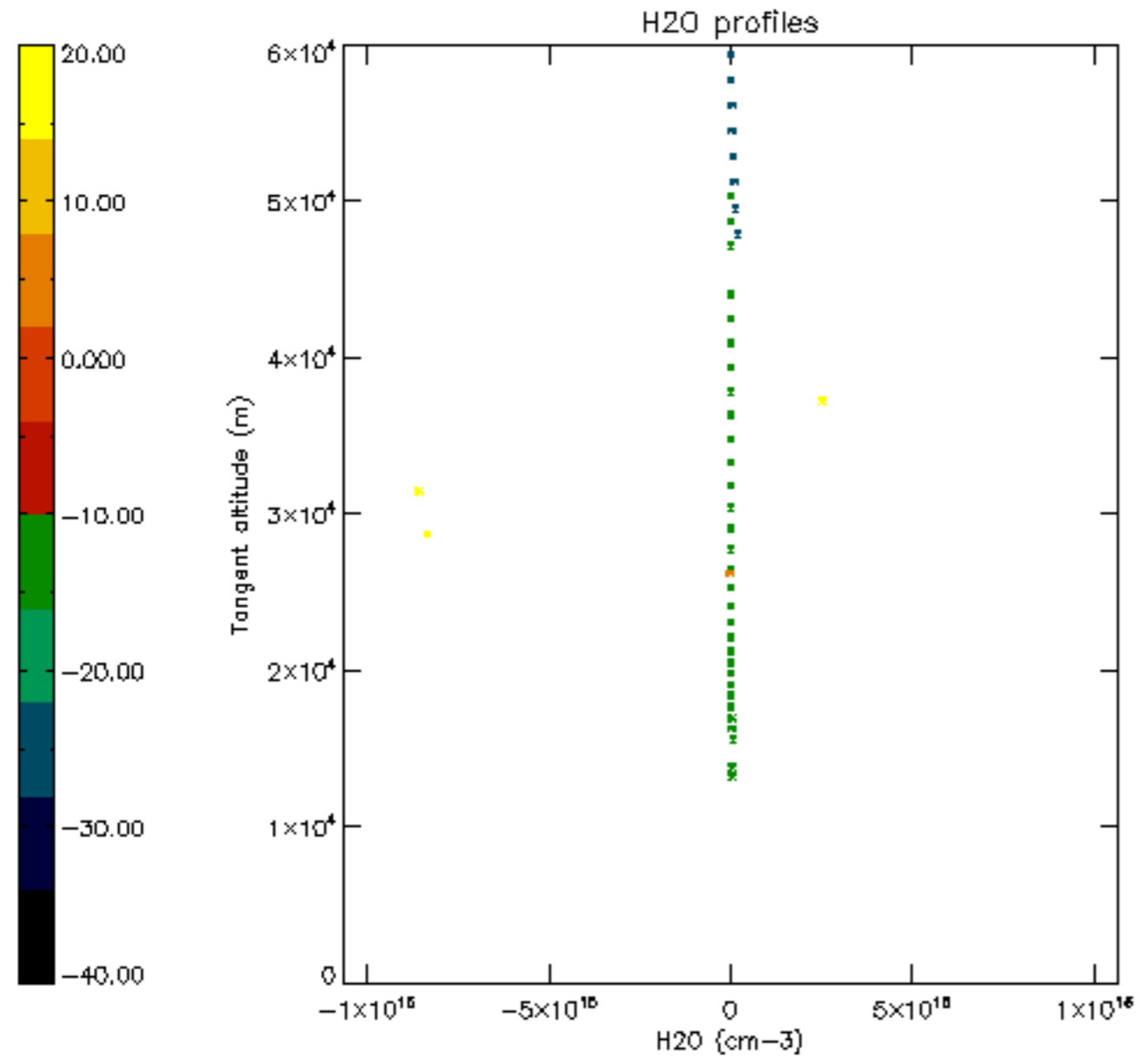


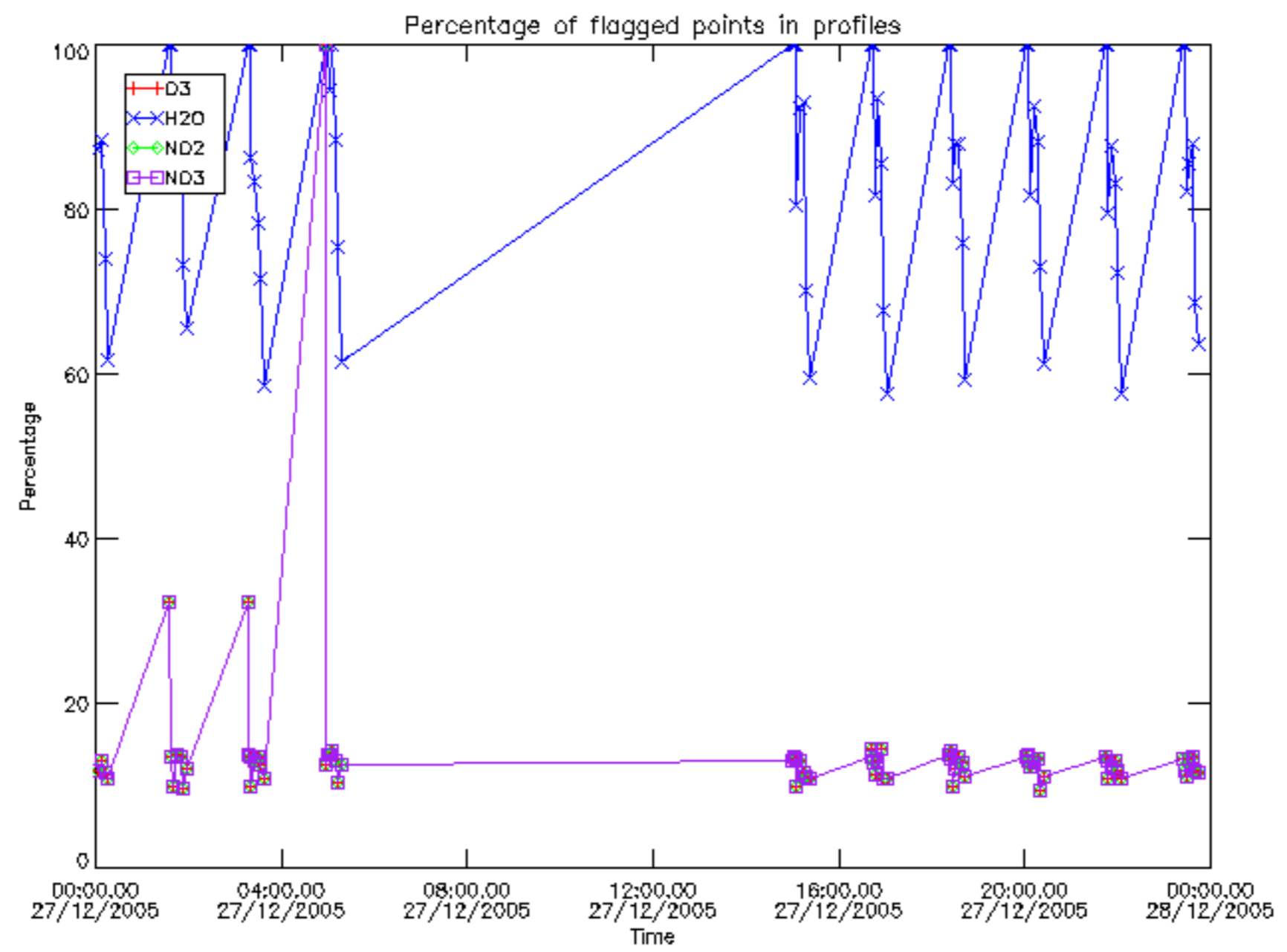




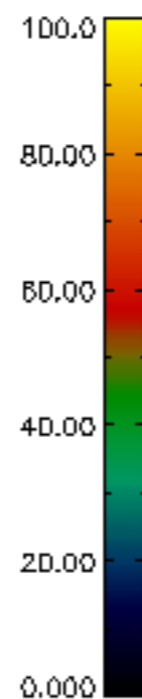
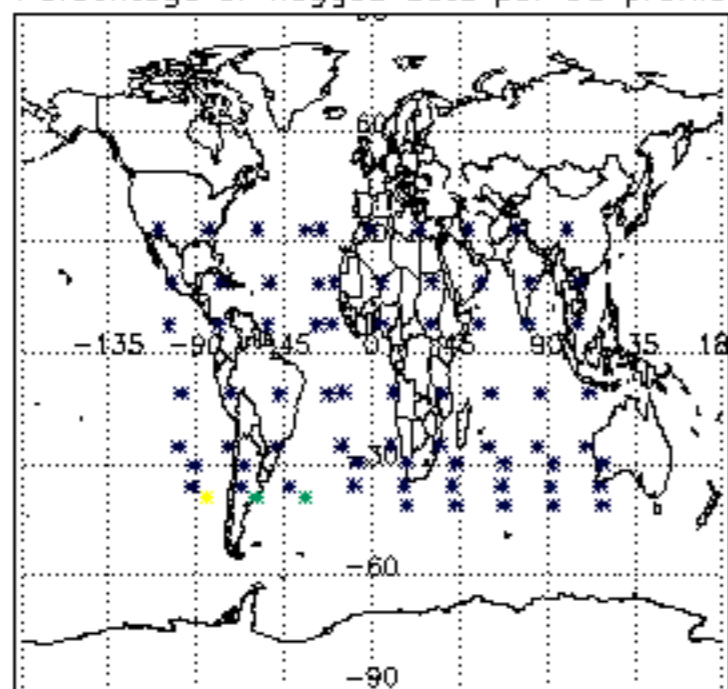




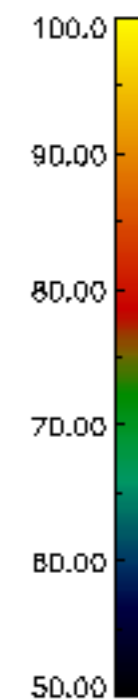
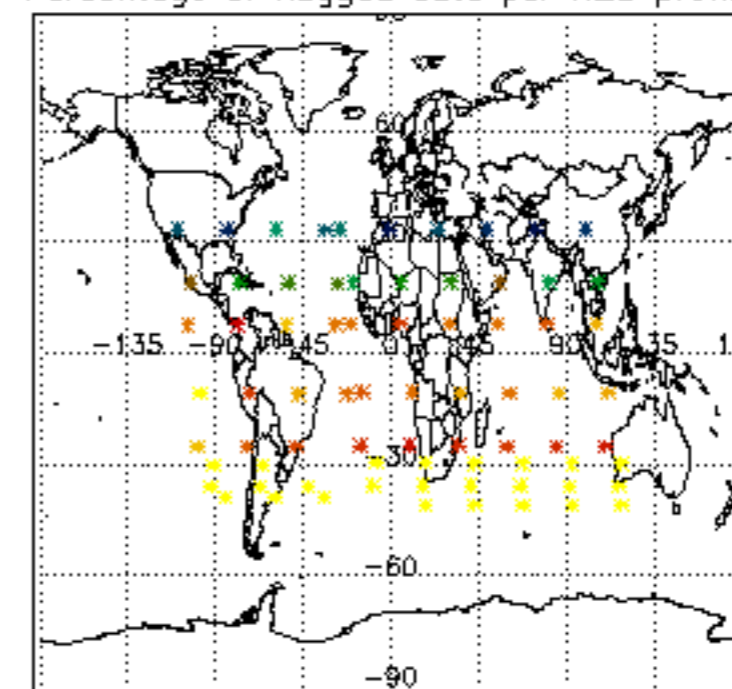




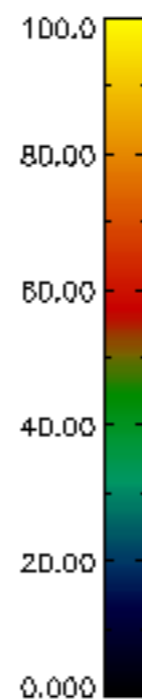
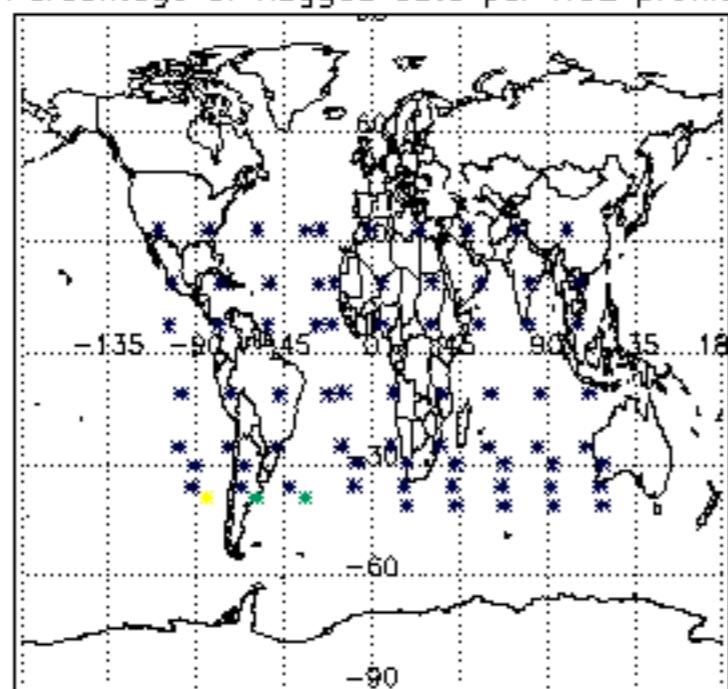
Percentage of flagged data per D3 profile



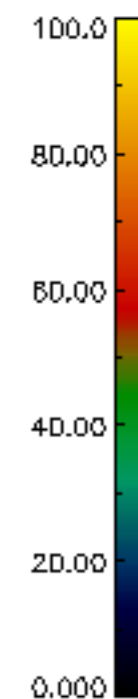
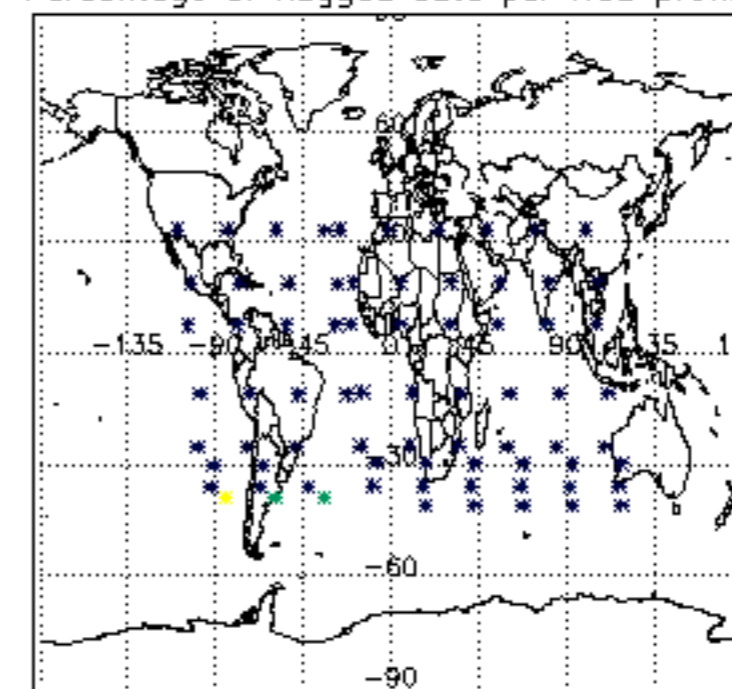
Percentage of flagged data per H2O profile

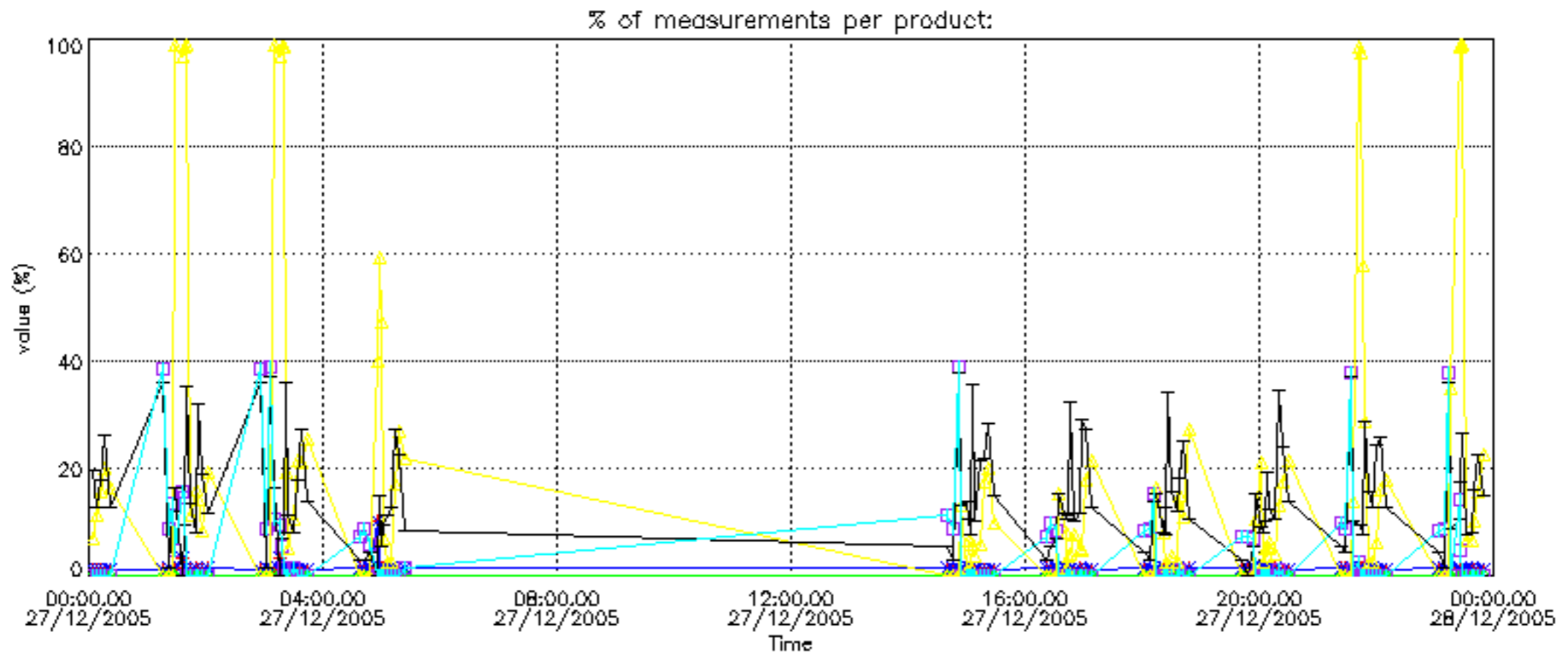


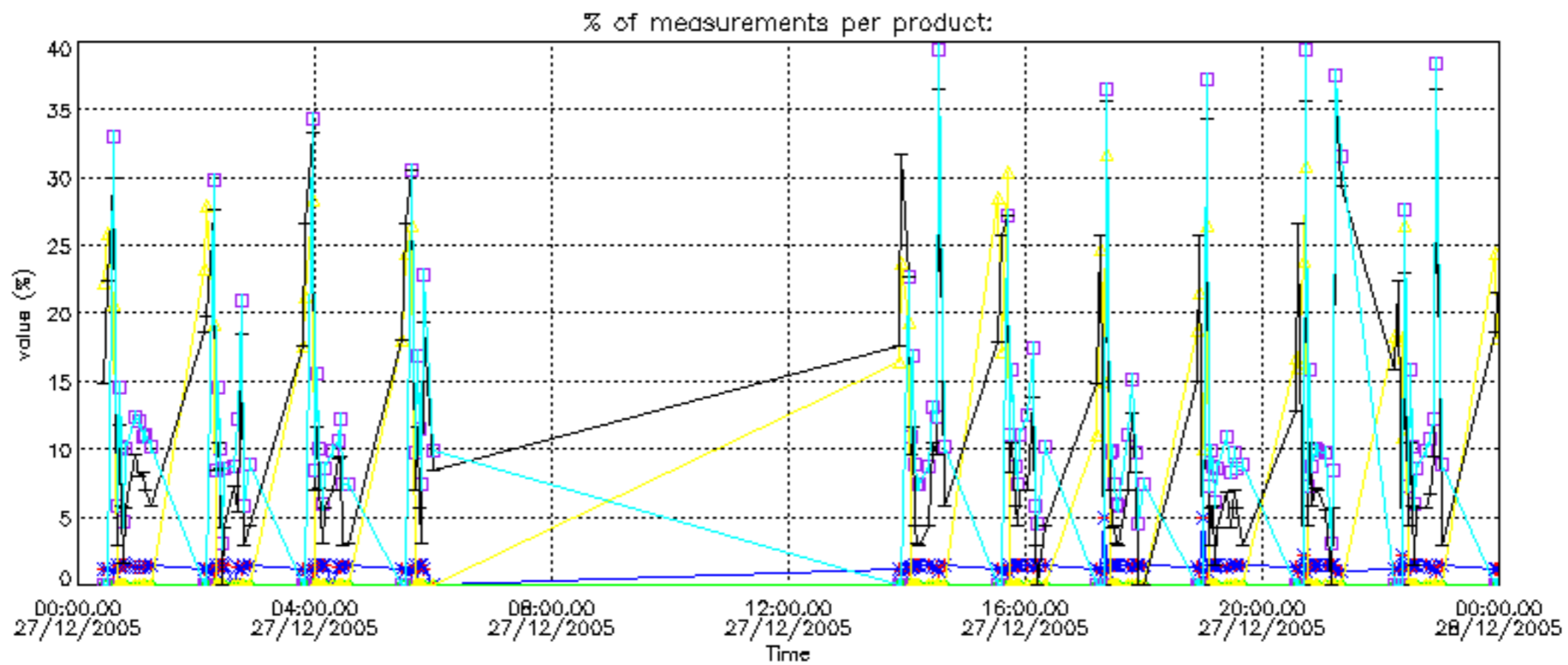
Percentage of flagged data per NO2 profile



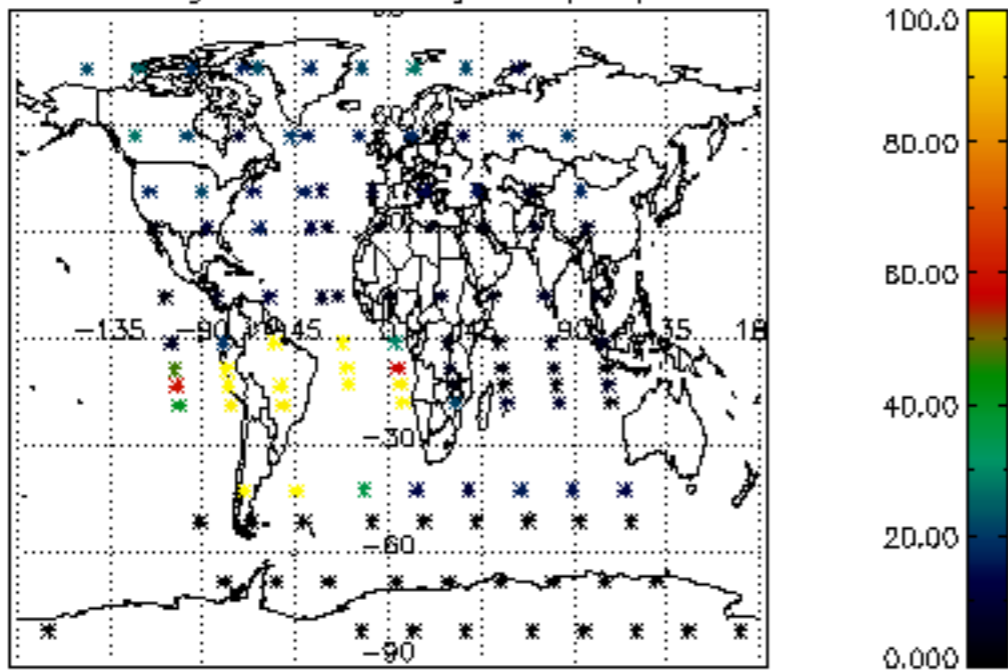
Percentage of flagged data per NO3 profile



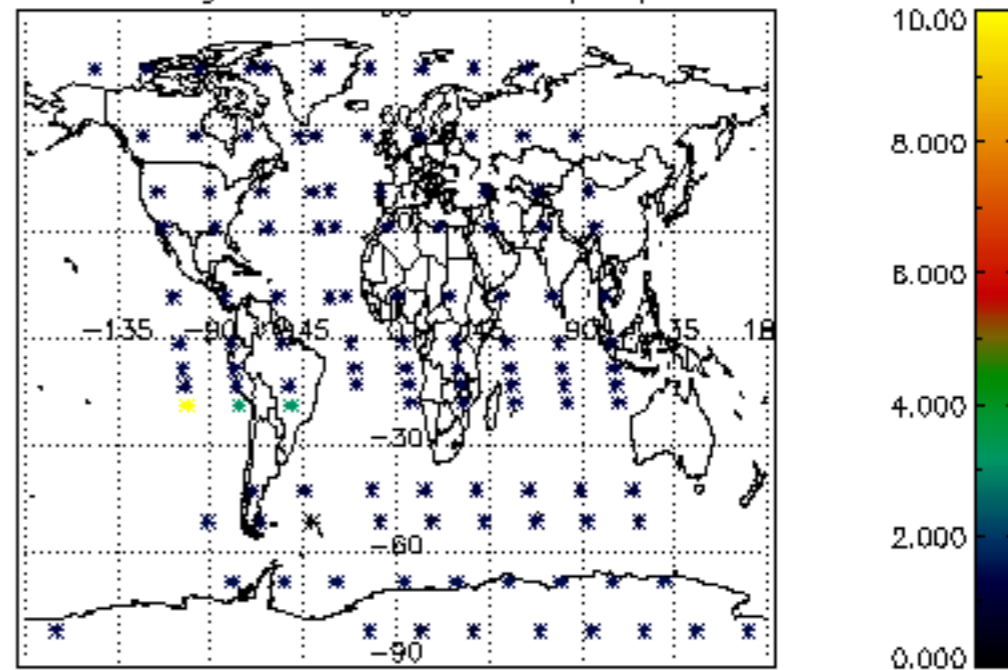




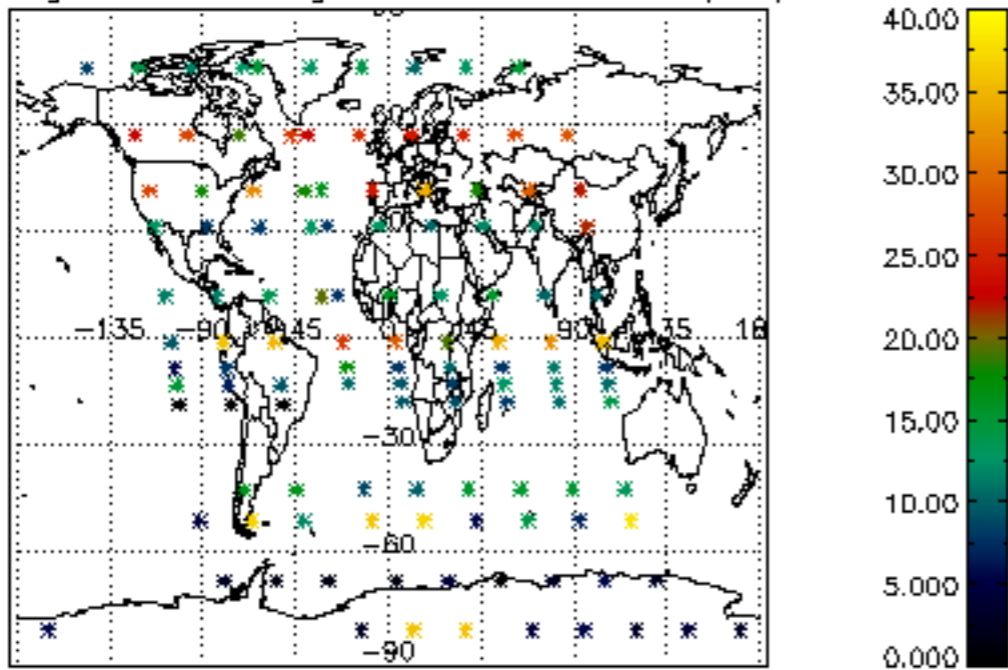
Percentage of cosmic ray hits per profile



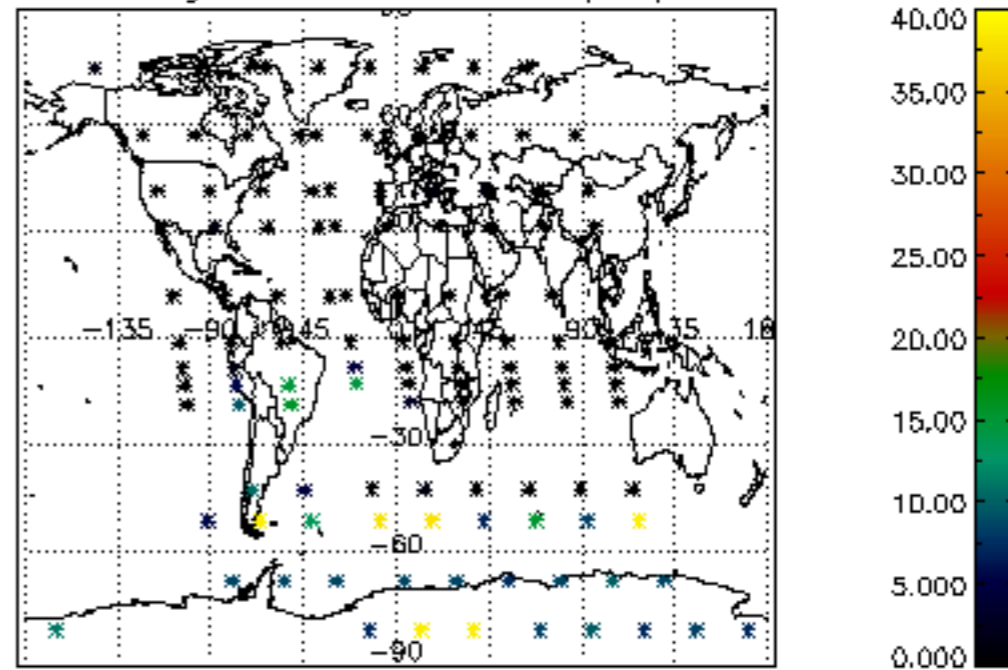
Percentage of datation errors per profile



Percentage of star falling outside central band per profile

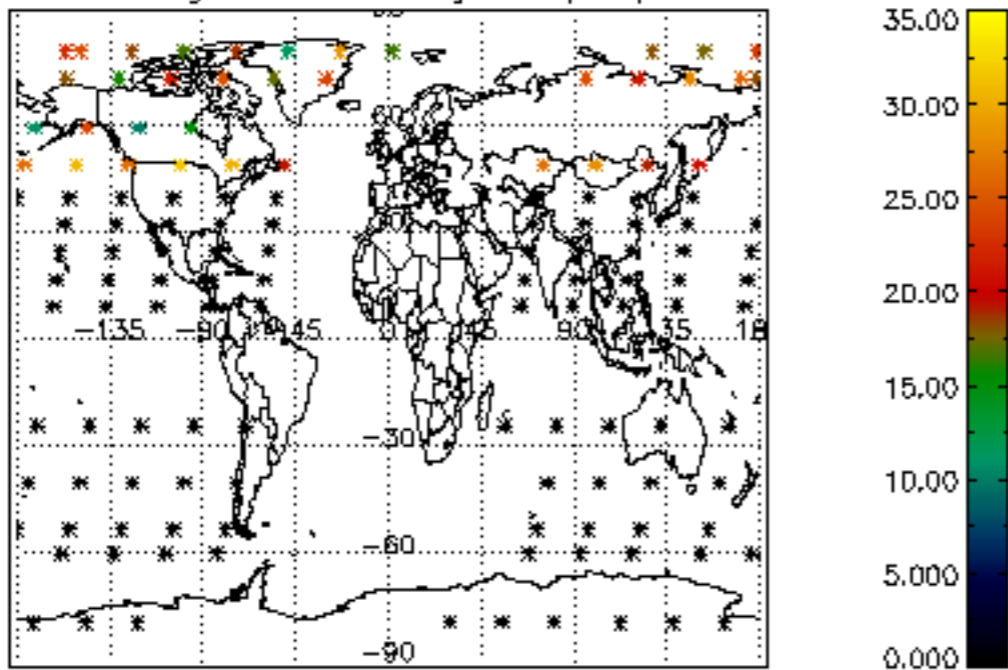


Percentage of saturation errors per profile

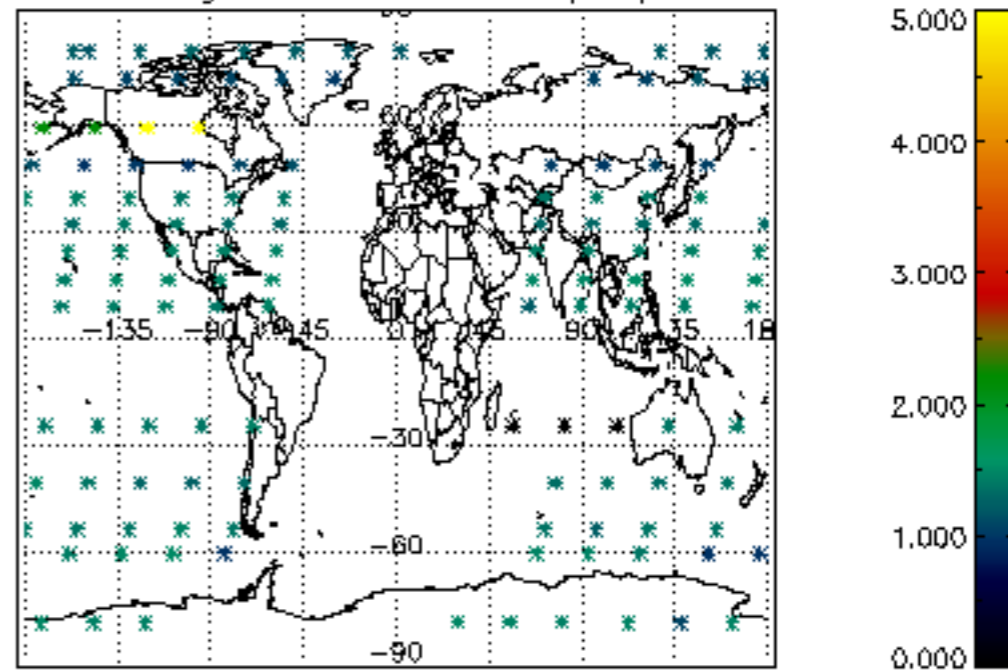




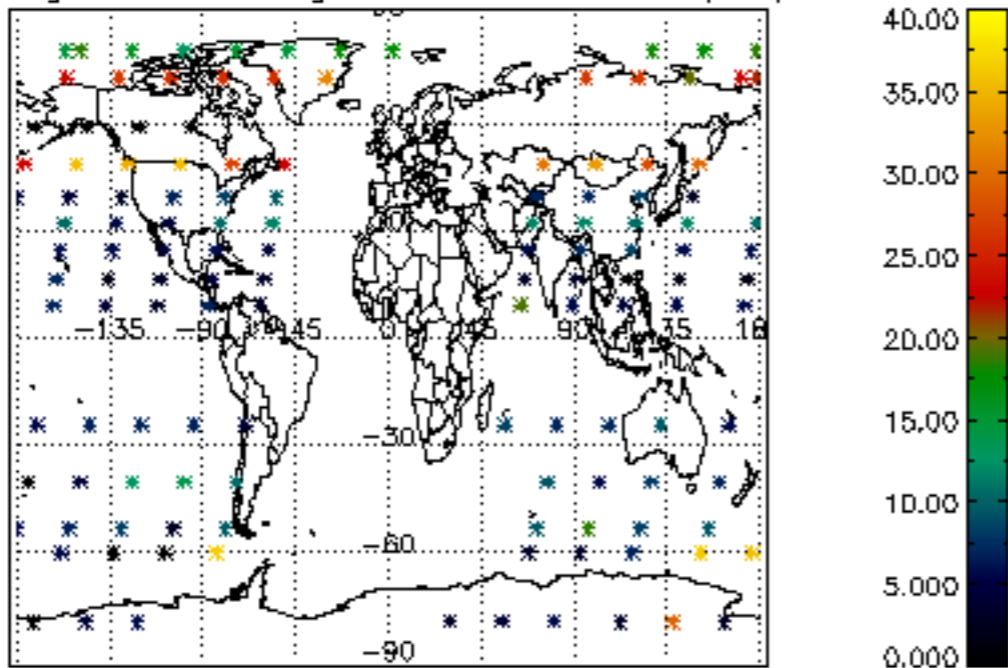
Percentage of cosmic ray hits per profile



Percentage of datation errors per profile



Percentage of star falling outside central band per profile



Percentage of saturation errors per profile

