

GOMOS Level 2 Daily Report

SUMMARY

[1. General Info](#)

[2. Summary of processed GOM_NL_2P products](#)

[3. Level 2 Quality information per product](#)

[3.1 Plot of level 2 quality information per product \(time dependant\)](#)

[3.2 Plot of level 2 quality information per product \(world map\)](#)

[4. Level 1 Quality information per product \(stored on level 2 products\)](#)

[4.1 Plot of level 1 quality information per product \(time dependant\)](#)

[4.1.1 Plot of level 1 quality information per product \(time dependant\): ASCENDING](#)

[4.1.2 Plot of level 1 quality information per product \(time dependant\): DESCENDING](#)

[4.2 Plot of level 1 quality information per product \(world map\)](#)

[4.2.1 Plot of level 1 quality information per product \(world map\): ASCENDING](#)

[4.2.2 Plot of level 1 quality information per product \(world map\): DESCENDING](#)

[5. Ozone profiles based on quality statistics and other trace gas profiles](#)

[5.1 Ozone statistics based on quality of products](#)

[5.2 Plot ozone profiles for all STD \(dark without errors\)](#)

[5.3 Plot ozone profiles where STD < 20% \(dark without errors\)](#)

[5.4. Plot ozone profiles where STD < 10% \(dark without errors\)](#)

[5.5. Plot ozone profiles where STD < 5% \(dark without errors\)](#)

[5.6 Plot NO2 profiles for all STD \(dark without errors\)](#)

[5.7 Plot NO3 profiles for all STD \(dark without errors\)](#)

[5.8 Plot H2O profiles \(only for occultations of stars 1,2,3,4,13,14,16,26,63 dark without errors\) for all STD](#)

[6. Auxiliary Data Files used for the production reported in section 2](#)

This report presents the daily analysis on parameters extracted from GOMOS level 2 data (GOM_NL__2P). It is intended to monitor some important parameters that will impact the quality of these products. A list of level 2 products (and content) that have arrived during the reporting day to the PCF is also given.

Item	Value
Time of report generation	18APR2013 13:29:34
Data source version	GOMOS/6.01
Start time of products	25-12-2005 (25DEC2005 00:00:00)
Stop time of products	26-12-2005 (26DEC2005 00:00:00)
Store outputs in DB	Yes
Nb of level 2 prods	267
Nb of prods with errors	0

2. Summary of processed GOM_NL__2P products.

Nr	Filename	UTC Start time	Limb	Duration	Star Id	Star Name	Star Mag	Star Temp	Nb Meas	Orbit	Prod. error
1	GOM_NL__2PRFIN20051225_000155_000000352043_00374_19967_9699.N1	25-DEC-2005 00:01:55	Bright	34.500	146	25Eta Tau	2.8730	15200.	69	19967	No
2	GOM_NL__2PRFIN20051225_000358_000000352043_00374_19967_9700.N1	25-DEC-2005 00:03:58	Bright	35.000	150	44Zet Per	2.8900	28000.	70	19967	No
3	GOM_NL__2PRFIN20051225_000610_000000352043_00374_19967_9701.N1	25-DEC-2005 00:06:10	Bright	34.500	149	45Eps Per	2.8880	30000.	69	19967	No
4	GOM_NL__2PRFIN20051225_000825_000000342043_00374_19967_9702.N1	25-DEC-2005 00:08:25	Bright	33.500	175	39Del Per	3.0100	19400.	67	19967	No
5	GOM_NL__2PRFIN20051225_001024_000000342043_00374_19967_9703.N1	25-DEC-2005 00:10:24	Bright	34.000	160	23Gam Per	2.9300	4700.0	68	19967	No
6	GOM_NL__2PRFIN20051225_001957_000000332043_00374_19967_9704.N1	25-DEC-2005 00:19:57	Bright	32.500	49	1Alp UMi	1.9900	6300.0	65	19967	No
7	GOM_NL__2PRFIN20051225_002434_000000352043_00374_19967_9705.N1	25-DEC-2005 00:24:34	Bright	35.000	60	7Bet UMi	2.0810	3950.0	70	19967	No
8	GOM_NL__2PRFIN20051225_002810_000000422043_00374_19967_9706.N1	25-DEC-2005 00:28:10	Bright	42.000	119	14Eta Dra	2.7270	4700.0	84	19967	No
9	GOM_NL__2PRFIN20051225_003003_000000362043_00374_19967_9707.N1	25-DEC-2005 00:30:03	Bright	35.500	130	23Bet Dra	2.7990	5800.0	71	19967	No
10	GOM_NL__2PRFIN20051225_003620_000000342043_00374_19967_9708.N1	25-DEC-2005 00:36:20	Bright	33.500	133	40Zet Her	2.8070	6000.0	67	19967	No
11	GOM_NL__2PRFIN20051225_003823_000000352043_00374_19967_9709.N1	25-DEC-2005 00:38:23	Bright	35.000	67	5Alp CrB	2.2210	11000.	70	19967	No
12	GOM_NL__2PRFIN20051225_004358_000000342043_00374_19967_9710.N1	25-DEC-2005 00:43:58	Bright	33.500	102	24Alp Ser	2.6000	4250.0	67	19967	No
13	GOM_NL__2PRFIN20051225_004849_000000532043_00374_19967_9711.N1	25-DEC-2005 00:48:49	Bright	53.000	104	27Bet Lib	2.6140	13100.	106	19967	No
14	GOM_NL__2PRFIN20051225_005116_000000402043_00374_19967_9712.N1	25-DEC-2005 00:51:16	Bright	39.500	122	9Alp2Lib	2.7470	9700.0	79	19967	No
15	GOM_NL__2PRFIN20051225_005756_000000452043_00374_19967_9713.N1	25-DEC-2005 00:57:56	Dark	45.000	54	5The Cen	2.0550	4500.0	90	19967	No
16	GOM_NL__2PRFIN20051225_005938_000000382043_00374_19967_9714.N1	25-DEC-2005 00:59:38	Dark	38.000	78	Alp Lup	2.3040	28000.	76	19967	No
17	GOM_NL__2PRFIN20051225_010302_000000412043_00374_19967_9715.N1	25-DEC-2005 01:03:02	Dark	41.000	4	Alp1Cen	-0.010000	5800.0	82	19967	No
18	GOM_NL__2PRFIN20051225_010631_000000432043_00375_19968_9692.N1	25-DEC-2005 01:06:31	Dark	43.000	12	Alp1Cru	0.77500	30000.	86	19968	No
19	GOM_NL__2PRFIN20051225_011201_000000402043_00375_19968_9693.N1	25-DEC-2005 01:12:01	Dark	40.000	29	Bet Car	1.6720	10200.	80	19968	No
20	GOM_NL__2PRFIN20051225_011450_000000522043_00375_19968_9694.N1	25-DEC-2005 01:14:50	Dark	51.500	41	Eps Car	1.8600	4100.0	103	19968	No
21	GOM_NL__2PRFIN20051225_011920_000000542043_00375_19968_9695.N1	25-DEC-2005 01:19:20	Dark	54.000	2	Alp Car	-0.73600	7000.0	108	19968	No
22	GOM_NL__2PRFIN20051225_012510_000000402043_00375_19968_9696.N1	25-DEC-2005 01:25:10	Straylight	39.500	108	Alp Col	2.6520	15200.	79	19968	No
23	GOM_NL__2PRFIN20051225_012954_000000412043_00375_19968_9697.N1	25-DEC-2005 01:29:54	Straylight	41.000	101	11Alp Lep	2.5820	7000.0	82	19968	No
24	GOM_NL__2PRFIN20051225_013249_000000492043_00375_19968_9698.N1	25-DEC-2005 01:32:49	Straylight	48.500	7	19Bet Ori	0.10000	14000.	97	19968	No
25	GOM_NL__2PRFIN20051225_014001_000000512043_00375_19968_9699.N1	25-DEC-2005 01:40:01	Bright	51.000	13	87Alp Tau	0.86700	3800.0	102	19968	No
26	GOM_NL__2PRFIN20051225_014231_000000362043_00375_19968_9700.N1	25-DEC-2005 01:42:31	Bright	35.500	146	25Eta Tau	2.8730	15200.	71	19968	No
27	GOM_NL__2PRFIN20051225_014434_000000352043_00375_19968_9701.N1	25-DEC-2005 01:44:34	Bright	34.500	150	44Zet Per	2.8900	28000.	69	19968	No
28	GOM_NL__2PRFIN20051225_014646_000000352043_00375_19968_9702.N1	25-DEC-2005 01:46:46	Bright	34.500	149	45Eps Per	2.8880	30000.	69	19968	No
29	GOM_NL__2PRFIN20051225_014901_000000342043_00375_19968_9703.N1	25-DEC-2005 01:49:01	Bright	33.500	175	39Del Per	3.0100	19400.	67	19968	No
30	GOM_NL__2PRFIN20051225_015100_000000362043_00375_19968_9704.N1	25-DEC-2005 01:51:00	Bright	36.000	160	23Gam Per	2.9300	4700.0	72	19968	No
31	GOM_NL__2PRFIN20051225_020033_000000332043_00375_19968_9705.N1	25-DEC-2005 02:00:33	Bright	32.500	49	1Alp UMi	1.9900	6300.0	65	19968	No
32	GOM_NL__2PRFIN20051225_020510_000000382043_00375_19968_9706.N1	25-DEC-2005 02:05:10	Bright	38.000	60	7Bet UMi	2.0810	3950.0	76	19968	No
33	GOM_NL__2PRFIN20051225_020845_000000522043_00375_19968_9707.N1	25-DEC-2005 02:08:45	Bright	52.000	119	14Eta Dra	2.7270	4700.0	104	19968	No
34	GOM_NL__2PRFIN20051225_021039_000000362043_00375_19968_9708.N1	25-DEC-2005 02:10:39	Bright	35.500	130	23Bet Dra	2.7990	5800.0	71	19968	No
35	GOM_NL__2PRFIN20051225_021656_000000342043_00375_19968_9709.N1	25-DEC-2005 02:16:56	Bright	34.000	133	40Zet Her	2.8070	6000.0	68	19968	No
36	GOM_NL__2PRFIN20051225_021859_000000352043_00375_19968_9710.N1	25-DEC-2005 02:18:59	Bright	35.000	67	5Alp CrB	2.2210	11000.	70	19968	No
37	GOM_NL__2PRFIN20051225_022435_000000342043_00375_19968_9711.N1	25-DEC-2005 02:24:35	Bright	34.000	102	24Alp Ser	2.6000	4250.0	68	19968	No
38	GOM_NL__2PRFIN20051225_022925_000000502043_00375_19968_9712.N1	25-DEC-2005 02:29:25	Bright	50.000	104	27Bet Lib	2.6140	13100.	100	19968	No
39	GOM_NL__2PRFIN20051225_023152_000000392043_00375_19968_9713.N1	25-DEC-2005 02:31:52	Bright	38.500	122	9Alp2Lib	2.7470	9700.0	77	19968	No
40	GOM_NL__2PRFIN20051225_023833_000000522043_00375_19968_9714.N1	25-DEC-2005 02:38:33	Dark	51.500	54	5The Cen	2.0550	4500.0	103	19968	No
41	GOM_NL__2PRFIN20051225_024014_000000372043_00375_19968_9715.N1	25-DEC-2005 02:40:14	Dark	37.000	78	Alp Lup	2.3040	28000.	74	19968	No
42	GOM_NL__2PRFIN20051225_024338_000000412043_00375_19968_9716.N1	25-DEC-2005 02:43:38	Dark	41.000	4	Alp1Cen	-0.010000	5800.0	82	19968	No

43	GOM_NL__2PRFIN20051225_024707_000000402043_00376_19969_9693.N1	25-DEC-2005 02:47:07	Dark	39.500	12	Alp1Cru	0.77500	30000.	79	19969	No
44	GOM_NL__2PRFIN20051225_025237_000000382043_00376_19969_9694.N1	25-DEC-2005 02:52:37	Dark	38.000	29	Bet Car	1.6720	10200.	76	19969	No
45	GOM_NL__2PRFIN20051225_025526_000000452043_00376_19969_9695.N1	25-DEC-2005 02:55:26	Dark	45.000	41	Eps Car	1.8600	4100.0	90	19969	No
46	GOM_NL__2PRFIN20051225_025957_000000482043_00376_19969_9696.N1	25-DEC-2005 02:59:57	Dark	47.500	2	Alp Car	-0.73600	7000.0	95	19969	No
47	GOM_NL__2PRFIN20051225_030546_000000412043_00376_19969_9697.N1	25-DEC-2005 03:05:46	Straylight	41.000	108	Alp Col	2.6520	15200.	82	19969	No
48	GOM_NL__2PRFIN20051225_031030_000000412043_00376_19969_9698.N1	25-DEC-2005 03:10:30	Straylight	41.000	101	11Alp Lep	2.5820	7000.0	82	19969	No
49	GOM_NL__2PRFIN20051225_031325_000000452043_00376_19969_9699.N1	25-DEC-2005 03:13:25	Straylight	45.000	7	19Bet Ori	0.10000	14000.	90	19969	No
50	GOM_NL__2PRFIN20051225_032037_000000522043_00376_19969_9700.N1	25-DEC-2005 03:20:37	Bright	52.000	13	87Alp Tau	0.86700	3800.0	104	19969	No
51	GOM_NL__2PRFIN20051225_032307_000000352043_00376_19969_9701.N1	25-DEC-2005 03:23:07	Bright	35.000	146	25Eta Tau	2.8730	15200.	70	19969	No
52	GOM_NL__2PRFIN20051225_032510_000000352043_00376_19969_9702.N1	25-DEC-2005 03:25:10	Bright	35.000	150	44Zet Per	2.8900	28000.	70	19969	No
53	GOM_NL__2PRFIN20051225_032722_000000352043_00376_19969_9703.N1	25-DEC-2005 03:27:22	Bright	35.000	149	45Eps Per	2.8880	30000.	70	19969	No
54	GOM_NL__2PRFIN20051225_032937_000000342043_00376_19969_9704.N1	25-DEC-2005 03:29:37	Bright	33.500	175	39Del Per	3.0100	19400.	67	19969	No
55	GOM_NL__2PRFIN20051225_033136_000000362043_00376_19969_9705.N1	25-DEC-2005 03:31:36	Bright	35.500	160	23Gam Per	2.9300	4700.0	71	19969	No
56	GOM_NL__2PRFIN20051225_034109_000000362043_00376_19969_9706.N1	25-DEC-2005 03:41:09	Bright	36.000	49	1Alp UMi	1.9900	6300.0	72	19969	No
57	GOM_NL__2PRFIN20051225_034545_000000382043_00376_19969_9707.N1	25-DEC-2005 03:45:45	Bright	38.000	60	7Bet UMi	2.0810	3950.0	76	19969	No
58	GOM_NL__2PRFIN20051225_034921_000000352043_00376_19969_9708.N1	25-DEC-2005 03:49:21	Bright	35.000	119	14Eta Dra	2.7270	4700.0	70	19969	No
59	GOM_NL__2PRFIN20051225_035115_000000342043_00376_19969_9709.N1	25-DEC-2005 03:51:15	Bright	34.000	130	23Bet Dra	2.7990	5800.0	68	19969	No
60	GOM_NL__2PRFIN20051225_035732_000000512043_00376_19969_9710.N1	25-DEC-2005 03:57:32	Bright	51.000	133	40Zet Her	2.8070	6000.0	102	19969	No
61	GOM_NL__2PRFIN20051225_035935_000000532043_00376_19969_9711.N1	25-DEC-2005 03:59:35	Bright	53.000	67	5Alp CrB	2.2210	11000.	106	19969	No
62	GOM_NL__2PRFIN20051225_040511_000000342043_00376_19969_9712.N1	25-DEC-2005 04:05:11	Bright	34.000	102	24Alp Ser	2.6000	4250.0	68	19969	No
63	GOM_NL__2PRFIN20051225_041002_000000522043_00376_19969_9713.N1	25-DEC-2005 04:10:02	Bright	51.500	104	27Bet Lib	2.6140	13100.	103	19969	No
64	GOM_NL__2PRFIN20051225_041229_000000392043_00376_19969_9714.N1	25-DEC-2005 04:12:29	Bright	39.000	122	9Alp2Lib	2.7470	9700.0	78	19969	No
65	GOM_NL__2PRFIN20051225_041909_000000442043_00376_19969_9715.N1	25-DEC-2005 04:19:09	Dark	44.000	54	5The Cen	2.0550	4500.0	88	19969	No
66	GOM_NL__2PRFIN20051225_042051_000000392043_00376_19969_9716.N1	25-DEC-2005 04:20:51	Dark	39.000	78	Alp Lup	2.3040	28000.	78	19969	No
67	GOM_NL__2PRFIN20051225_042414_000000522043_00376_19969_9717.N1	25-DEC-2005 04:24:14	Dark	52.000	4	Alp1Cen	-0.010000	5800.0	104	19969	No
68	GOM_NL__2PRFIN20051225_042744_000000402043_00377_19970_9694.N1	25-DEC-2005 04:27:44	Dark	40.000	12	Alp1Cru	0.77500	30000.	80	19970	No
69	GOM_NL__2PRFIN20051225_043313_000000392043_00377_19970_9695.N1	25-DEC-2005 04:33:13	Dark	39.000	29	Bet Car	1.6720	10200.	78	19970	No
70	GOM_NL__2PRFIN20051225_043603_000000452043_00377_19970_9696.N1	25-DEC-2005 04:36:03	Dark	45.000	41	Eps Car	1.8600	4100.0	90	19970	No
71	GOM_NL__2PRFIN20051225_044033_000000532043_00377_19970_9697.N1	25-DEC-2005 04:40:33	Dark	53.000	2	Alp Car	-0.73600	7000.0	106	19970	No
72	GOM_NL__2PRFIN20051225_044622_000000402043_00377_19970_9698.N1	25-DEC-2005 04:46:22	Straylight	39.500	108	Alp Col	2.6520	15200.	79	19970	No
73	GOM_NL__2PRFIN20051225_045106_000000392043_00377_19970_9699.N1	25-DEC-2005 04:51:06	Straylight	39.000	101	11Alp Lep	2.5820	7000.0	78	19970	No
74	GOM_NL__2PRFIN20051225_045401_000000472043_00377_19970_9700.N1	25-DEC-2005 04:54:01	Straylight	46.500	7	19Bet Ori	0.10000	14000.	93	19970	No
75	GOM_NL__2PRFIN20051225_050113_000000522043_00377_19970_9701.N1	25-DEC-2005 05:01:13	Bright	52.000	13	87Alp Tau	0.86700	3800.0	104	19970	No
76	GOM_NL__2PRFIN20051225_050343_000000362043_00377_19970_9702.N1	25-DEC-2005 05:03:43	Bright	35.500	146	25Eta Tau	2.8730	15200.	71	19970	No
77	GOM_NL__2PRFIN20051225_050546_000000352043_00377_19970_9703.N1	25-DEC-2005 05:05:46	Bright	35.000	150	44Zet Per	2.8900	28000.	70	19970	No
78	GOM_NL__2PRFIN20051225_050758_000000352043_00377_19970_9704.N1	25-DEC-2005 05:07:58	Bright	34.500	149	45Eps Per	2.8880	30000.	69	19970	No
79	GOM_NL__2PRFIN20051225_051013_000000342043_00377_19970_9705.N1	25-DEC-2005 05:10:13	Bright	33.500	175	39Del Per	3.0100	19400.	67	19970	No
80	GOM_NL__2PRFIN20051225_051213_000000362043_00377_19970_9706.N1	25-DEC-2005 05:12:13	Bright	35.500	160	23Gam Per	2.9300	4700.0	71	19970	No
81	GOM_NL__2PRFIN20051225_052145_000000372043_00377_19970_9707.N1	25-DEC-2005 05:21:45	Bright	36.500	49	1Alp UMi	1.9900	6300.0	73	19970	No
82	GOM_NL__2PRFIN20051225_052621_000000392043_00377_19970_9708.N1	25-DEC-2005 05:26:21	Bright	39.000	60	7Bet UMi	2.0810	3950.0	78	19970	No
83	GOM_NL__2PRFIN20051225_052958_000000362043_00377_19970_9709.N1	25-DEC-2005 05:29:58	Bright	35.500	119	14Eta Dra	2.7270	4700.0	71	19970	No
84	GOM_NL__2PRFIN20051225_053151_000000362043_00377_19970_9710.N1	25-DEC-2005 05:31:51	Bright	36.000	130	23Bet Dra	2.7990	5800.0	72	19970	No
85	GOM_NL__2PRFIN20051225_053808_000000342043_00377_19970_9711.N1	25-DEC-2005 05:38:08	Bright	33.500	133	40Zet Her	2.8070	6000.0	67	19970	No
86	GOM_NL__2PRFIN20051225_054011_000000532043_00377_19970_9712.N1	25-DEC-2005 05:40:11	Bright	53.000	67	5Alp CrB	2.2210	11000.	106	19970	No
87	GOM_NL__2PRFIN20051225_054547_000000342043_00377_19970_9713.N1	25-DEC-2005 05:45:47	Bright	33.500	102	24Alp Ser	2.6000	4250.0	67	19970	No
88	GOM_NL__2PRFIN20051225_055038_000000362043_00377_19970_9714.N1	25-DEC-2005 05:50:38	Bright	36.000	104	27Bet Lib	2.6140	13100.	72	19970	No
89	GOM_NL__2PRFIN20051225_055305_000000402043_00377_19970_9715.N1	25-DEC-2005 05:53:05	Bright	40.000	122	9Alp2Lib	2.7470	9700.0	80	19970	No
90	GOM_NL__2PRFIN20051225_055946_000000432043_00377_19970_9716.N1	25-DEC-2005 05:59:46	Dark	43.000	54	5The Cen	2.0550	4500.0	86	19970	No
91	GOM_NL__2PRFIN20051225_060127_000000422043_00377_19970_9717.N1	25-DEC-2005 06:01:27	Dark	42.000	78	Alp Lup	2.3040	28000.	84	19970	No
92	GOM_NL__2PRFIN20051225_060450_000000432043_00377_19970_9718.N1	25-DEC-2005 06:04:50	Dark	43.000	4	Alp1Cen	-0.010000	5800.0	86	19970	No
93	GOM_NL__2PRFIN20051225_060820_000000402043_00378_19971_9694.N1	25-DEC-2005 06:08:20	Dark	40.000	12	Alp1Cru	0.77500	30000.	80	19971	No
94	GOM_NL__2PRFIN20051225_061350_000000382043_00378_19971_9695.N1	25-DEC-2005 06:13:50	Dark	38.000	29	Bet Car	1.6720	10200.	76	19971	No
95	GOM_NL__2PRFIN20051225_061639_000000452043_00378_19971_9696.N1	25-DEC-2005 06:16:39	Dark	45.000	41	Eps Car	1.8600	4100.0	90	19971	No
96	GOM_NL__2PRFIN20051225_062109_000000452043_00378_19971_9697.N1	25-DEC-2005 06:21:09	Dark	45.000	2	Alp Car	-0.73600	7000.0	90	19971	No
97	GOM_NL__2PRFIN20051225_062658_000000392043_00378_19971_9698.N1	25-DEC-2005 06:26:58	Straylight	38.500	108	Alp Col	2.6520	15200.	77	19971	No
98	GOM_NL__2PRFIN20051225_063142_000000412043_00378_19971_9699.N1	25-DEC-2005 06:31:42	Straylight	41.000	101	11Alp Lep	2.5820	7000.0	82	19971	No
99	GOM_NL__2PRFIN20051225_063437_000000512043_00378_19971_9700.N1	25-DEC-2005 06:34:37	Straylight	50.500	7	19Bet Ori	0.10000	14000.	101	19971	No
100	GOM_NL__2PRFIN20051225_064149_000000522043_00378_19971_9701.N1	25-DEC-2005 06:41:49	Bright	52.000	13	87Alp Tau	0.86700	3800.0	104	19971	No
101	GOM_NL__2PRFIN20051225_064419_000000362043_00378_19971_9702.N1	25-DEC-2005 06:44:19	Bright	35.500	146	25Eta Tau	2.8730	15200.	71	19971	No

102	GOM_NL__2PRFIN20051225_064622_000000352043_00378_19971_9703.N1	25-DEC-2005 06:46:22	Bright	35.000	150	44Zet Per	2.8900	28000.	70	19971	No
103	GOM_NL__2PRFIN20051225_064834_000000352043_00378_19971_9704.N1	25-DEC-2005 06:48:34	Bright	34.500	149	45Eps Per	2.8880	30000.	69	19971	No
104	GOM_NL__2PRFIN20051225_065050_000000332043_00378_19971_9705.N1	25-DEC-2005 06:50:50	Bright	33.000	175	39Del Per	3.0100	19400.	66	19971	No
105	GOM_NL__2PRFIN20051225_065249_000000342043_00378_19971_9706.N1	25-DEC-2005 06:52:49	Bright	34.000	160	23Gam Per	2.9300	4700.0	68	19971	No
106	GOM_NL__2PRFIN20051225_070221_000000342043_00378_19971_9707.N1	25-DEC-2005 07:02:21	Bright	34.000	49	1Alp UMi	1.9900	6300.0	68	19971	No
107	GOM_NL__2PRFIN20051225_070657_000000332043_00378_19971_9708.N1	25-DEC-2005 07:06:57	Bright	33.000	60	7Bet UMi	2.0810	3950.0	66	19971	No
108	GOM_NL__2PRFIN20051225_071034_000000352043_00378_19971_9709.N1	25-DEC-2005 07:10:34	Bright	34.500	119	14Eta Dra	2.7270	4700.0	69	19971	No
109	GOM_NL__2PRFIN20051225_071227_000000372043_00378_19971_9710.N1	25-DEC-2005 07:12:27	Bright	36.500	130	23Bet Dra	2.7990	5800.0	73	19971	No
110	GOM_NL__2PRFIN20051225_071844_000000332043_00378_19971_9711.N1	25-DEC-2005 07:18:44	Bright	33.000	133	40Zet Her	2.8070	6000.0	66	19971	No
111	GOM_NL__2PRFIN20051225_072047_000000392043_00378_19971_9712.N1	25-DEC-2005 07:20:47	Bright	39.000	67	5Alp CrB	2.2210	11000.	78	19971	No
112	GOM_NL__2PRFIN20051225_072623_000000342043_00378_19971_9713.N1	25-DEC-2005 07:26:23	Bright	34.000	102	24Alp Ser	2.6000	4250.0	68	19971	No
113	GOM_NL__2PRFIN20051225_073114_000000532043_00378_19971_9714.N1	25-DEC-2005 07:31:14	Bright	53.000	104	27Bet Lib	2.6140	13100.	106	19971	No
114	GOM_NL__2PRFIN20051225_073342_000000392043_00378_19971_9715.N1	25-DEC-2005 07:33:42	Bright	39.000	122	9Alp2Lib	2.7470	9700.0	78	19971	No
115	GOM_NL__2PRFIN20051225_074022_000000442043_00378_19971_9716.N1	25-DEC-2005 07:40:22	Dark	43.500	54	5The Cen	2.0550	4500.0	87	19971	No
116	GOM_NL__2PRFIN20051225_074203_000000382043_00378_19971_9717.N1	25-DEC-2005 07:42:03	Dark	38.000	78	Alp Lup	2.3040	28000.	76	19971	No
117	GOM_NL__2PRFIN20051225_074526_000000442043_00378_19971_9718.N1	25-DEC-2005 07:45:26	Dark	43.500	4	Alp1Cen	-0.010000	5800.0	87	19971	No
118	GOM_NL__2PRFIN20051225_074856_000000452043_00379_19972_9694.N1	25-DEC-2005 07:48:56	Dark	45.000	12	Alp1Cru	0.77500	30000.	90	19972	No
119	GOM_NL__2PRFIN20051225_075426_000000392043_00379_19972_9695.N1	25-DEC-2005 07:54:26	Dark	38.500	29	Bet Car	1.6720	10200.	77	19972	No
120	GOM_NL__2PRFIN20051225_075715_000000522043_00379_19972_9696.N1	25-DEC-2005 07:57:15	Dark	52.000	41	Eps Car	1.8600	4100.0	104	19972	No
121	GOM_NL__2PRFIN20051225_080146_000000442043_00379_19972_9697.N1	25-DEC-2005 08:01:46	Dark	44.000	2	Alp Car	-0.73600	7000.0	88	19972	No
122	GOM_NL__2PRFIN20051225_080735_000000382043_00379_19972_9698.N1	25-DEC-2005 08:07:35	Straylight	38.000	108	Alp Col	2.6520	15200.	76	19972	No
123	GOM_NL__2PRFIN20051225_081218_000000412043_00379_19972_9699.N1	25-DEC-2005 08:12:18	Straylight	40.500	101	11Alp Lep	2.5820	7000.0	81	19972	No
124	GOM_NL__2PRFIN20051225_081513_000000522043_00379_19972_9700.N1	25-DEC-2005 08:15:13	Straylight	52.000	7	19Bet Ori	0.10000	14000.	104	19972	No
125	GOM_NL__2PRFIN20051225_082225_000000512043_00379_19972_9701.N1	25-DEC-2005 08:22:25	Bright	51.000	13	87Alp Tau	0.86700	3800.0	102	19972	No
126	GOM_NL__2PRFIN20051225_082455_000000352043_00379_19972_9702.N1	25-DEC-2005 08:24:55	Bright	35.000	146	25Eta Tau	2.8730	15200.	70	19972	No
127	GOM_NL__2PRFIN20051225_082658_000000362043_00379_19972_9703.N1	25-DEC-2005 08:26:58	Bright	35.500	150	44Zet Per	2.8900	28000.	71	19972	No
128	GOM_NL__2PRFIN20051225_082910_000000352043_00379_19972_9704.N1	25-DEC-2005 08:29:10	Bright	34.500	149	45Eps Per	2.8880	30000.	69	19972	No
129	GOM_NL__2PRFIN20051225_083126_000000342043_00379_19972_9705.N1	25-DEC-2005 08:31:26	Bright	33.500	175	39Del Per	3.0100	19400.	67	19972	No
130	GOM_NL__2PRFIN20051225_083325_000000362043_00379_19972_9706.N1	25-DEC-2005 08:33:25	Bright	35.500	160	23Gam Per	2.9300	4700.0	71	19972	No
131	GOM_NL__2PRFIN20051225_084257_000000362043_00379_19972_9707.N1	25-DEC-2005 08:42:57	Bright	36.000	49	1Alp UMi	1.9900	6300.0	72	19972	No
132	GOM_NL__2PRFIN20051225_084733_000000372043_00379_19972_9708.N1	25-DEC-2005 08:47:33	Bright	37.000	60	7Bet UMi	2.0810	3950.0	74	19972	No
133	GOM_NL__2PRFIN20051225_085110_000000362043_00379_19972_9709.N1	25-DEC-2005 08:51:10	Bright	35.500	119	14Eta Dra	2.7270	4700.0	71	19972	No
134	GOM_NL__2PRFIN20051225_085304_000000522043_00379_19972_9710.N1	25-DEC-2005 08:53:04	Bright	52.000	130	23Bet Dra	2.7990	5800.0	104	19972	No
135	GOM_NL__2PRFIN20051225_085920_000000352043_00379_19972_9711.N1	25-DEC-2005 08:59:20	Bright	35.000	133	40Zet Her	2.8070	6000.0	70	19972	No
136	GOM_NL__2PRFIN20051225_090123_000000352043_00379_19972_9712.N1	25-DEC-2005 09:01:23	Bright	35.000	67	5Alp CrB	2.2210	11000.	70	19972	No
137	GOM_NL__2PRFIN20051225_090659_000000342043_00379_19972_9713.N1	25-DEC-2005 09:06:59	Bright	33.500	102	24Alp Ser	2.6000	4250.0	67	19972	No
138	GOM_NL__2PRFIN20051225_091151_000000532043_00379_19972_9714.N1	25-DEC-2005 09:11:51	Bright	53.000	104	27Bet Lib	2.6140	13100.	106	19972	No
139	GOM_NL__2PRFIN20051225_091418_000000422043_00379_19972_9715.N1	25-DEC-2005 09:14:18	Bright	42.000	122	9Alp2Lib	2.7470	9700.0	84	19972	No
140	GOM_NL__2PRFIN20051225_092059_000000412043_00379_19972_9716.N1	25-DEC-2005 09:20:59	Dark	41.000	54	5The Cen	2.0550	4500.0	82	19972	No
141	GOM_NL__2PRFIN20051225_092240_000000372043_00379_19972_9717.N1	25-DEC-2005 09:22:40	Dark	37.000	78	Alp Lup	2.3040	28000.	74	19972	No
142	GOM_NL__2PRFIN20051225_092603_000000412043_00379_19972_9718.N1	25-DEC-2005 09:26:03	Dark	40.500	4	Alp1Cen	-0.010000	5800.0	81	19972	No
143	GOM_NL__2PRFIN20051225_092933_000000392043_00380_19973_7920.N1	25-DEC-2005 09:29:33	Dark	38.500	12	Alp1Cru	0.77500	30000.	77	19973	No
144	GOM_NL__2PRFIN20051225_093502_000000412043_00380_19973_7921.N1	25-DEC-2005 09:35:02	Dark	40.500	29	Bet Car	1.6720	10200.	81	19973	No
145	GOM_NL__2PRFIN20051225_093752_000000532043_00380_19973_7922.N1	25-DEC-2005 09:37:52	Dark	53.000	41	Eps Car	1.8600	4100.0	106	19973	No
146	GOM_NL__2PRFIN20051225_094222_000000462043_00380_19973_7923.N1	25-DEC-2005 09:42:22	Dark	45.500	2	Alp Car	-0.73600	7000.0	91	19973	No
147	GOM_NL__2PRFIN20051225_094811_000000392043_00380_19973_7924.N1	25-DEC-2005 09:48:11	Straylight	39.000	108	Alp Col	2.6520	15200.	78	19973	No
148	GOM_NL__2PRFIN20051225_095254_000000412043_00380_19973_7925.N1	25-DEC-2005 09:52:54	Straylight	41.000	101	11Alp Lep	2.5820	7000.0	82	19973	No
149	GOM_NL__2PRFIN20051225_095549_000000532043_00380_19973_7926.N1	25-DEC-2005 09:55:49	Straylight	53.000	7	19Bet Ori	0.10000	14000.	106	19973	No
150	GOM_NL__2PRFIN20051225_100301_000000472043_00380_19973_7927.N1	25-DEC-2005 10:03:01	Bright	46.500	13	87Alp Tau	0.86700	3800.0	93	19973	No
151	GOM_NL__2PRFIN20051225_100532_000000362043_00380_19973_7928.N1	25-DEC-2005 10:05:32	Bright	35.500	146	25Eta Tau	2.8730	15200.	71	19973	No
152	GOM_NL__2PRFIN20051225_100734_000000372043_00380_19973_7929.N1	25-DEC-2005 10:07:34	Bright	36.500	150	44Zet Per	2.8900	28000.	73	19973	No
153	GOM_NL__2PRFIN20051225_100946_000000342043_00380_19973_7930.N1	25-DEC-2005 10:09:46	Bright	34.000	149	45Eps Per	2.8880	30000.	68	19973	No
154	GOM_NL__2PRFIN20051225_101202_000000352043_00380_19973_7931.N1	25-DEC-2005 10:12:02	Bright	34.500	175	39Del Per	3.0100	19400.	69	19973	No
155	GOM_NL__2PRFIN20051225_101401_000000362043_00380_19973_7932.N1	25-DEC-2005 10:14:01	Bright	36.000	160	23Gam Per	2.9300	4700.0	72	19973	No
156	GOM_NL__2PRFIN20051225_102333_000000372043_00380_19973_7933.N1	25-DEC-2005 10:23:33	Bright	36.500	49	1Alp UMi	1.9900	6300.0	73	19973	No
157	GOM_NL__2PRFIN20051225_102809_000000382043_00380_19973_7934.N1	25-DEC-2005 10:28:09	Bright	38.000	60	7Bet UMi	2.0810	3950.0	76	19973	No
158	GOM_NL__2PRFIN20051225_103146_000000362043_00380_19973_7935.N1	25-DEC-2005 10:31:46	Bright	35.500	119	14Eta Dra	2.7270	4700.0	71	19973	No
159	GOM_NL__2PRFIN20051225_103340_000000522043_00380_19973_7936.N1	25-DEC-2005 10:33:40	Bright	52.000	130	23Bet Dra	2.7990	5800.0	104	19973	No
160	GOM_NL__2PRFIN20051225_103956_000000342043_00380_19973_7937.N1	25-DEC-2005 10:39:56	Bright	34.000	133	40Zet Her	2.8070	6000.0	68	19973	No

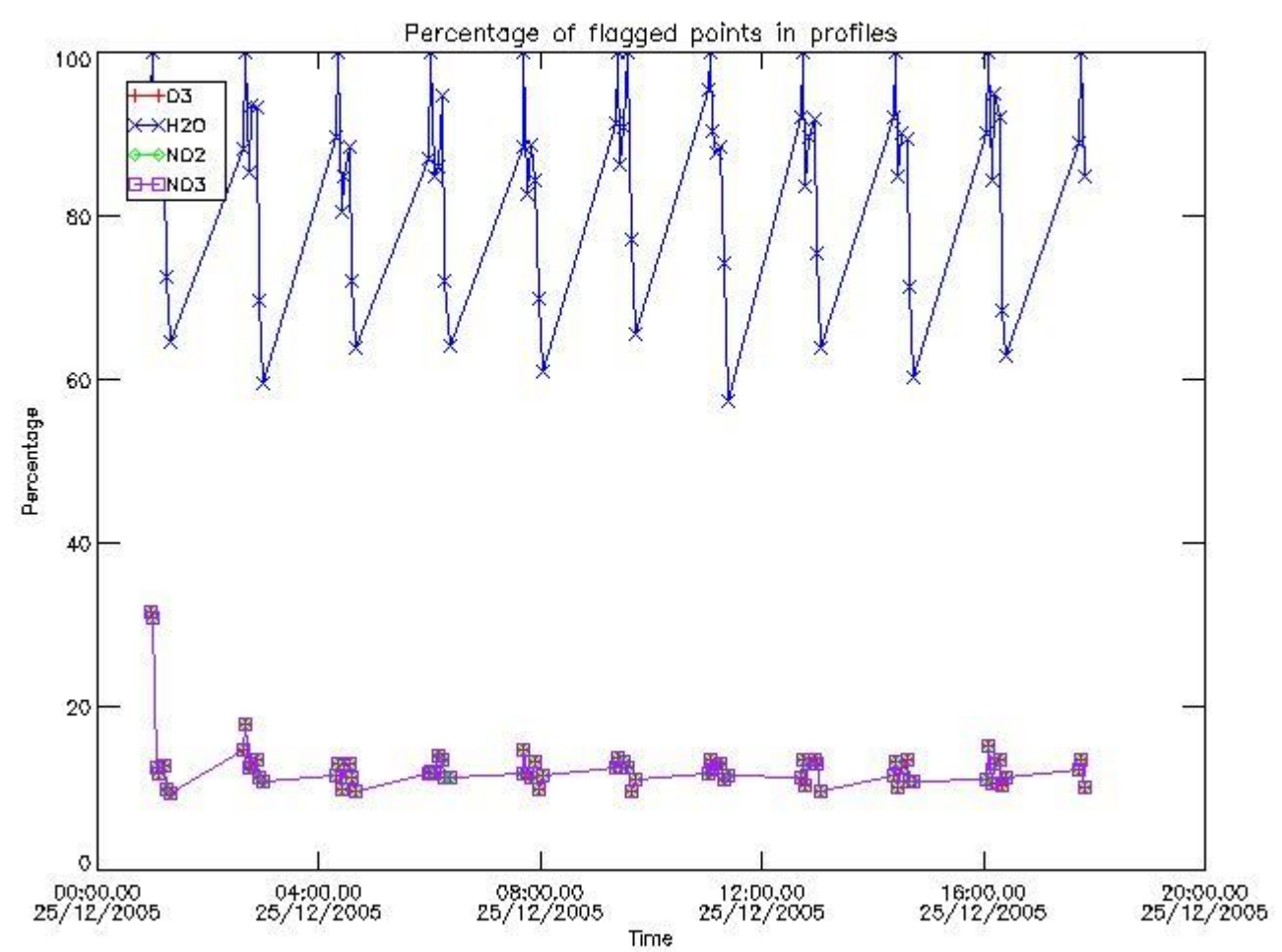
161	GOM_NL__2PRFIN20051225_104159_000000352043_00380_19973_7938.N1	25-DEC-2005 10:41:59	Bright	35.000	67	5Alp CrB	2.2210	11000.	70	19973	No
162	GOM_NL__2PRFIN20051225_104735_000000342043_00380_19973_7939.N1	25-DEC-2005 10:47:35	Bright	34.000	102	24Alp Ser	2.6000	4250.0	68	19973	No
163	GOM_NL__2PRFIN20051225_105227_000000362043_00380_19973_7940.N1	25-DEC-2005 10:52:27	Bright	35.500	104	27Bet Lib	2.6140	13100.	71	19973	No
164	GOM_NL__2PRFIN20051225_105454_000000422043_00380_19973_7941.N1	25-DEC-2005 10:54:54	Bright	41.500	122	9Alp2Lib	2.7470	9700.0	83	19973	No
165	GOM_NL__2PRFIN20051225_110135_000000442043_00380_19973_7942.N1	25-DEC-2005 11:01:35	Dark	43.500	54	5The Cen	2.0550	4500.0	87	19973	No
166	GOM_NL__2PRFIN20051225_110316_000000382043_00380_19973_7943.N1	25-DEC-2005 11:03:16	Dark	37.500	78	Alp Lup	2.3040	28000.	75	19973	No
167	GOM_NL__2PRFIN20051225_110639_000000422043_00380_19973_7944.N1	25-DEC-2005 11:06:39	Dark	41.500	4	Alp1Cen	-0.010000	5800.0	83	19973	No
168	GOM_NL__2PRFIN20051225_111009_000000412043_00381_19974_7900.N1	25-DEC-2005 11:10:09	Dark	41.000	12	Alp1Cru	0.77500	30000.	82	19974	No
169	GOM_NL__2PRFIN20051225_111539_000000392043_00381_19974_7901.N1	25-DEC-2005 11:15:39	Dark	39.000	29	Bet Car	1.6720	10200.	78	19974	No
170	GOM_NL__2PRFIN20051225_111828_000000512043_00381_19974_7902.N1	25-DEC-2005 11:18:28	Dark	51.000	41	Eps Car	1.8600	4100.0	102	19974	No
171	GOM_NL__2PRFIN20051225_112258_000000492043_00381_19974_7903.N1	25-DEC-2005 11:22:58	Dark	48.500	2	Alp Car	-0.73600	7000.0	97	19974	No
172	GOM_NL__2PRFIN20051225_112847_000000402043_00381_19974_7904.N1	25-DEC-2005 11:28:47	Straylight	39.500	108	Alp Col	2.6520	15200.	79	19974	No
173	GOM_NL__2PRFIN20051225_113330_000000442043_00381_19974_7905.N1	25-DEC-2005 11:33:30	Straylight	44.000	101	11Alp Lep	2.5820	7000.0	88	19974	No
174	GOM_NL__2PRFIN20051225_113625_000000472043_00381_19974_7906.N1	25-DEC-2005 11:36:25	Straylight	46.500	7	19Bet Ori	0.10000	14000.	93	19974	No
175	GOM_NL__2PRFIN20051225_114337_000000432043_00381_19974_7907.N1	25-DEC-2005 11:43:37	Bright	43.000	13	87Alp Tau	0.86700	3800.0	86	19974	No
176	GOM_NL__2PRFIN20051225_114608_000000352043_00381_19974_7908.N1	25-DEC-2005 11:46:08	Bright	35.000	146	25Eta Tau	2.8730	15200.	70	19974	No
177	GOM_NL__2PRFIN20051225_114810_000000342043_00381_19974_7909.N1	25-DEC-2005 11:48:10	Bright	33.500	150	44Zet Per	2.8900	28000.	67	19974	No
178	GOM_NL__2PRFIN20051225_115022_000000342043_00381_19974_7910.N1	25-DEC-2005 11:50:22	Bright	33.500	149	45Eps Per	2.8880	30000.	67	19974	No
179	GOM_NL__2PRFIN20051225_115238_000000342043_00381_19974_7911.N1	25-DEC-2005 11:52:38	Bright	34.000	175	39Del Per	3.0100	19400.	68	19974	No
180	GOM_NL__2PRFIN20051225_115437_000000372043_00381_19974_7912.N1	25-DEC-2005 11:54:37	Bright	36.500	160	23Gam Per	2.9300	4700.0	73	19974	No
181	GOM_NL__2PRFIN20051225_120409_000000362043_00381_19974_7913.N1	25-DEC-2005 12:04:09	Bright	35.500	49	1Alp UMi	1.9900	6300.0	71	19974	No
182	GOM_NL__2PRFIN20051225_120845_000000382043_00381_19974_7914.N1	25-DEC-2005 12:08:45	Bright	38.000	60	7Bet UMi	2.0810	3950.0	76	19974	No
183	GOM_NL__2PRFIN20051225_121222_000000362043_00381_19974_7915.N1	25-DEC-2005 12:12:22	Bright	35.500	119	14Eta Dra	2.7270	4700.0	71	19974	No
184	GOM_NL__2PRFIN20051225_121416_000000352043_00381_19974_7916.N1	25-DEC-2005 12:14:16	Bright	34.500	130	23Bet Dra	2.7990	5800.0	69	19974	No
185	GOM_NL__2PRFIN20051225_122032_000000332043_00381_19974_7917.N1	25-DEC-2005 12:20:32	Bright	33.000	133	40Zet Her	2.8070	6000.0	66	19974	No
186	GOM_NL__2PRFIN20051225_122235_000000362043_00381_19974_7918.N1	25-DEC-2005 12:22:35	Bright	36.000	67	5Alp CrB	2.2210	11000.	72	19974	No
187	GOM_NL__2PRFIN20051225_122811_000000342043_00381_19974_7919.N1	25-DEC-2005 12:28:11	Bright	34.000	102	24Alp Ser	2.6000	4250.0	68	19974	No
188	GOM_NL__2PRFIN20051225_123303_000000532043_00381_19974_7920.N1	25-DEC-2005 12:33:03	Bright	53.000	104	27Bet Lib	2.6140	13100.	106	19974	No
189	GOM_NL__2PRFIN20051225_123531_000000412043_00381_19974_7921.N1	25-DEC-2005 12:35:31	Bright	41.000	122	9Alp2Lib	2.7470	9700.0	82	19974	No
190	GOM_NL__2PRFIN20051225_124212_000000452043_00381_19974_7922.N1	25-DEC-2005 12:42:12	Dark	45.000	54	5The Cen	2.0550	4500.0	90	19974	No
191	GOM_NL__2PRFIN20051225_124352_000000382043_00381_19974_7923.N1	25-DEC-2005 12:43:52	Dark	37.500	78	Alp Lup	2.3040	28000.	75	19974	No
192	GOM_NL__2PRFIN20051225_124715_000000492043_00381_19974_7924.N1	25-DEC-2005 12:47:15	Dark	49.000	4	Alp1Cen	-0.010000	5800.0	98	19974	No
193	GOM_NL__2PRFIN20051225_125045_000000392043_00382_19975_7898.N1	25-DEC-2005 12:50:45	Dark	39.000	12	Alp1Cru	0.77500	30000.	78	19975	No
194	GOM_NL__2PRFIN20051225_125615_000000382043_00382_19975_7899.N1	25-DEC-2005 12:56:15	Dark	37.500	29	Bet Car	1.6720	10200.	75	19975	No
195	GOM_NL__2PRFIN20051225_125904_000000432043_00382_19975_7900.N1	25-DEC-2005 12:59:04	Dark	43.000	41	Eps Car	1.8600	4100.0	86	19975	No
196	GOM_NL__2PRFIN20051225_130334_000000532043_00382_19975_7901.N1	25-DEC-2005 13:03:34	Dark	53.000	2	Alp Car	-0.73600	7000.0	106	19975	No
197	GOM_NL__2PRFIN20051225_130923_000000402043_00382_19975_7902.N1	25-DEC-2005 13:09:23	Straylight	39.500	108	Alp Col	2.6520	15200.	79	19975	No
198	GOM_NL__2PRFIN20051225_131406_000000412043_00382_19975_7903.N1	25-DEC-2005 13:14:06	Straylight	40.500	101	11Alp Lep	2.5820	7000.0	81	19975	No
199	GOM_NL__2PRFIN20051225_131701_000000432043_00382_19975_7904.N1	25-DEC-2005 13:17:01	Straylight	43.000	7	19Bet Ori	0.10000	14000.	86	19975	No
200	GOM_NL__2PRFIN20051225_132413_000000452043_00382_19975_7905.N1	25-DEC-2005 13:24:13	Bright	45.000	13	87Alp Tau	0.86700	3800.0	90	19975	No
201	GOM_NL__2PRFIN20051225_132644_000000352043_00382_19975_7906.N1	25-DEC-2005 13:26:44	Bright	34.500	146	25Eta Tau	2.8730	15200.	69	19975	No
202	GOM_NL__2PRFIN20051225_132846_000000362043_00382_19975_7907.N1	25-DEC-2005 13:28:46	Bright	35.500	150	44Zet Per	2.8900	28000.	71	19975	No
203	GOM_NL__2PRFIN20051225_133058_000000352043_00382_19975_7908.N1	25-DEC-2005 13:30:58	Bright	35.000	149	45Eps Per	2.8880	30000.	70	19975	No
204	GOM_NL__2PRFIN20051225_133314_000000342043_00382_19975_7909.N1	25-DEC-2005 13:33:14	Bright	34.000	175	39Del Per	3.0100	19400.	68	19975	No
205	GOM_NL__2PRFIN20051225_133513_000000352043_00382_19975_7910.N1	25-DEC-2005 13:35:13	Bright	34.500	160	23Gam Per	2.9300	4700.0	69	19975	No
206	GOM_NL__2PRFIN20051225_134445_000000362043_00382_19975_7911.N1	25-DEC-2005 13:44:45	Bright	35.500	49	1Alp UMi	1.9900	6300.0	71	19975	No
207	GOM_NL__2PRFIN20051225_134920_000000332043_00382_19975_7912.N1	25-DEC-2005 13:49:20	Bright	33.000	60	7Bet UMi	2.0810	3950.0	66	19975	No
208	GOM_NL__2PRFIN20051225_135258_000000352043_00382_19975_7913.N1	25-DEC-2005 13:52:58	Bright	35.000	119	14Eta Dra	2.7270	4700.0	70	19975	No
209	GOM_NL__2PRFIN20051225_135452_000000362043_00382_19975_7914.N1	25-DEC-2005 13:54:52	Bright	35.500	130	23Bet Dra	2.7990	5800.0	71	19975	No
210	GOM_NL__2PRFIN20051225_140108_000000332043_00382_19975_7915.N1	25-DEC-2005 14:01:08	Bright	33.000	133	40Zet Her	2.8070	6000.0	66	19975	No
211	GOM_NL__2PRFIN20051225_140311_000000372043_00382_19975_7916.N1	25-DEC-2005 14:03:11	Bright	36.500	67	5Alp CrB	2.2210	11000.	73	19975	No
212	GOM_NL__2PRFIN20051225_140848_000000342043_00382_19975_7917.N1	25-DEC-2005 14:08:48	Bright	34.000	102	24Alp Ser	2.6000	4250.0	68	19975	No
213	GOM_NL__2PRFIN20051225_141339_000000362043_00382_19975_7918.N1	25-DEC-2005 14:13:39	Bright	35.500	104	27Bet Lib	2.6140	13100.	71	19975	No
214	GOM_NL__2PRFIN20051225_141607_000000402043_00382_19975_7919.N1	25-DEC-2005 14:16:07	Bright	39.500	122	9Alp2Lib	2.7470	9700.0	79	19975	No
215	GOM_NL__2PRFIN20051225_142248_000000452043_00382_19975_7920.N1	25-DEC-2005 14:22:48	Dark	44.500	54	5The Cen	2.0550	4500.0	89	19975	No
216	GOM_NL__2PRFIN20051225_142428_000000392043_00382_19975_7921.N1	25-DEC-2005 14:24:28	Dark	38.500	78	Alp Lup	2.3040	28000.	77	19975	No
217	GOM_NL__2PRFIN20051225_142751_000000502043_00382_19975_7922.N1	25-DEC-2005 14:27:51	Dark	50.000	4	Alp1Cen	-0.010000	5800.0	100	19975	No
218	GOM_NL__2PRFIN20051225_143122_000000412043_00383_19976_9715.N1	25-DEC-2005 14:31:22	Dark	41.000	12	Alp1Cru	0.77500	30000.	82	19976	No
219	GOM_NL__2PRFIN20051225_143651_000000382043_00383_19976_9716.N1	25-DEC-2005 14:36:51	Dark	38.000	29	Bet Car	1.6720	10200.	76	19976	No

220	GOM_NL__2PRFIN20051225_143941_000000482043_00383_19976_9717.N1	25-DEC-2005 14:39:41	Dark	47.500	41	Eps Car	1.8600	4100.0	95	19976	No
221	GOM_NL__2PRFIN20051225_144410_000000472043_00383_19976_9718.N1	25-DEC-2005 14:44:10	Dark	47.000	2	Alp Car	-0.73600	7000.0	94	19976	No
222	GOM_NL__2PRFIN20051225_144959_000000412043_00383_19976_9719.N1	25-DEC-2005 14:49:59	Straylight	41.000	108	Alp Col	2.6520	15200.	82	19976	No
223	GOM_NL__2PRFIN20051225_145442_000000432043_00383_19976_9720.N1	25-DEC-2005 14:54:42	Straylight	43.000	101	11Alp Lep	2.5820	7000.0	86	19976	No
224	GOM_NL__2PRFIN20051225_145737_000000472043_00383_19976_9721.N1	25-DEC-2005 14:57:37	Straylight	47.000	7	19Bet Ori	0.10000	14000.	94	19976	No
225	GOM_NL__2PRFIN20051225_150449_000000522043_00383_19976_9722.N1	25-DEC-2005 15:04:49	Bright	52.000	13	87Alp Tau	0.86700	3800.0	104	19976	No
226	GOM_NL__2PRFIN20051225_150720_000000372043_00383_19976_9723.N1	25-DEC-2005 15:07:20	Bright	36.500	146	25Eta Tau	2.8730	15200.	73	19976	No
227	GOM_NL__2PRFIN20051225_150922_000000362043_00383_19976_9724.N1	25-DEC-2005 15:09:22	Bright	35.500	150	44Zet Per	2.8900	28000.	71	19976	No
228	GOM_NL__2PRFIN20051225_151134_000000342043_00383_19976_9725.N1	25-DEC-2005 15:11:34	Bright	34.000	149	45Eps Per	2.8880	30000.	68	19976	No
229	GOM_NL__2PRFIN20051225_151350_000000342043_00383_19976_9726.N1	25-DEC-2005 15:13:50	Bright	34.000	175	39Del Per	3.0100	19400.	68	19976	No
230	GOM_NL__2PRFIN20051225_151549_000000352043_00383_19976_9727.N1	25-DEC-2005 15:15:49	Bright	35.000	160	23Gam Per	2.9300	4700.0	70	19976	No
231	GOM_NL__2PRFIN20051225_152520_000000352043_00383_19976_9728.N1	25-DEC-2005 15:25:20	Bright	34.500	49	1Alp UMi	1.9900	6300.0	69	19976	No
232	GOM_NL__2PRFIN20051225_152956_000000392043_00383_19976_9729.N1	25-DEC-2005 15:29:56	Bright	39.000	60	7Bet UMi	2.0810	3950.0	78	19976	No
233	GOM_NL__2PRFIN20051225_153334_000000372043_00383_19976_9730.N1	25-DEC-2005 15:33:34	Bright	36.500	119	14Eta Dra	2.7270	4700.0	73	19976	No
234	GOM_NL__2PRFIN20051225_153528_000000422043_00383_19976_9731.N1	25-DEC-2005 15:35:28	Bright	42.000	130	23Bet Dra	2.7990	5800.0	84	19976	No
235	GOM_NL__2PRFIN20051225_154144_000000342043_00383_19976_9732.N1	25-DEC-2005 15:41:44	Bright	33.500	133	40Zet Her	2.8070	6000.0	67	19976	No
236	GOM_NL__2PRFIN20051225_154347_000000352043_00383_19976_9733.N1	25-DEC-2005 15:43:47	Bright	34.500	67	5Alp CrB	2.2210	11000.	69	19976	No
237	GOM_NL__2PRFIN20051225_154924_000000342043_00383_19976_9734.N1	25-DEC-2005 15:49:24	Bright	34.000	102	24Alp Ser	2.6000	4250.0	68	19976	No
238	GOM_NL__2PRFIN20051225_155416_000000352043_00383_19976_9735.N1	25-DEC-2005 15:54:16	Bright	35.000	104	27Bet Lib	2.6140	13100.	70	19976	No
239	GOM_NL__2PRFIN20051225_155643_000000422043_00383_19976_9736.N1	25-DEC-2005 15:56:43	Bright	41.500	122	9Alp2Lib	2.7470	9700.0	83	19976	No
240	GOM_NL__2PRFIN20051225_160325_000000462043_00383_19976_9737.N1	25-DEC-2005 16:03:25	Dark	46.000	54	5The Cen	2.0550	4500.0	92	19976	No
241	GOM_NL__2PRFIN20051225_160505_000000372043_00383_19976_9738.N1	25-DEC-2005 16:05:05	Dark	37.000	78	Alp Lup	2.3040	28000.	74	19976	No
242	GOM_NL__2PRFIN20051225_160827_000000492043_00383_19976_9739.N1	25-DEC-2005 16:08:27	Dark	48.500	4	Alp1Cen	-0.010000	5800.0	97	19976	No
243	GOM_NL__2PRFIN20051225_161158_000000402043_00384_19977_9715.N1	25-DEC-2005 16:11:58	Dark	39.500	12	Alp1Cru	0.77500	30000.	79	19977	No
244	GOM_NL__2PRFIN20051225_161727_000000382043_00384_19977_9716.N1	25-DEC-2005 16:17:27	Dark	38.000	29	Bet Car	1.6720	10200.	76	19977	No
245	GOM_NL__2PRFIN20051225_162017_000000502043_00384_19977_9717.N1	25-DEC-2005 16:20:17	Dark	49.500	41	Eps Car	1.8600	4100.0	99	19977	No
246	GOM_NL__2PRFIN20051225_162447_000000492043_00384_19977_9718.N1	25-DEC-2005 16:24:47	Dark	48.500	2	Alp Car	-0.73600	7000.0	97	19977	No
247	GOM_NL__2PRFIN20051225_163035_000000402043_00384_19977_9719.N1	25-DEC-2005 16:30:35	Straylight	40.000	108	Alp Col	2.6520	15200.	80	19977	No
248	GOM_NL__2PRFIN20051225_163519_000000442043_00384_19977_9720.N1	25-DEC-2005 16:35:19	Straylight	43.500	101	11Alp Lep	2.5820	7000.0	87	19977	No
249	GOM_NL__2PRFIN20051225_163813_000000502043_00384_19977_9721.N1	25-DEC-2005 16:38:13	Straylight	50.000	7	19Bet Ori	0.10000	14000.	100	19977	No
250	GOM_NL__2PRFIN20051225_164525_000000522043_00384_19977_9722.N1	25-DEC-2005 16:45:25	Bright	51.500	13	87Alp Tau	0.86700	3800.0	103	19977	No
251	GOM_NL__2PRFIN20051225_164756_000000362043_00384_19977_9723.N1	25-DEC-2005 16:47:56	Bright	35.500	146	25Eta Tau	2.8730	15200.	71	19977	No
252	GOM_NL__2PRFIN20051225_164959_000000362043_00384_19977_9724.N1	25-DEC-2005 16:49:59	Bright	35.500	150	44Zet Per	2.8900	28000.	71	19977	No
253	GOM_NL__2PRFIN20051225_165210_000000342043_00384_19977_9725.N1	25-DEC-2005 16:52:10	Bright	34.000	149	45Eps Per	2.8880	30000.	68	19977	No
254	GOM_NL__2PRFIN20051225_165426_000000342043_00384_19977_9726.N1	25-DEC-2005 16:54:26	Bright	34.000	175	39Del Per	3.0100	19400.	68	19977	No
255	GOM_NL__2PRFIN20051225_165626_000000362043_00384_19977_9727.N1	25-DEC-2005 16:56:26	Bright	35.500	160	23Gam Per	2.9300	4700.0	71	19977	No
256	GOM_NL__2PRFIN20051225_170556_000000362043_00384_19977_9728.N1	25-DEC-2005 17:05:56	Bright	36.000	49	1Alp UMi	1.9900	6300.0	72	19977	No
257	GOM_NL__2PRFIN20051225_171032_000000372043_00384_19977_9729.N1	25-DEC-2005 17:10:32	Bright	37.000	60	7Bet UMi	2.0810	3950.0	74	19977	No
258	GOM_NL__2PRFIN20051225_171410_000000372043_00384_19977_9730.N1	25-DEC-2005 17:14:10	Bright	37.000	119	14Eta Dra	2.7270	4700.0	74	19977	No
259	GOM_NL__2PRFIN20051225_171604_000000372043_00384_19977_9731.N1	25-DEC-2005 17:16:04	Bright	36.500	130	23Bet Dra	2.7990	5800.0	73	19977	No
260	GOM_NL__2PRFIN20051225_172221_000000342043_00384_19977_9732.N1	25-DEC-2005 17:22:21	Bright	34.000	133	40Zet Her	2.8070	6000.0	68	19977	No
261	GOM_NL__2PRFIN20051225_172424_000000362043_00384_19977_9733.N1	25-DEC-2005 17:24:24	Bright	36.000	67	5Alp CrB	2.2210	11000.	72	19977	No
262	GOM_NL__2PRFIN20051225_173000_000000342043_00384_19977_9734.N1	25-DEC-2005 17:30:00	Bright	34.000	102	24Alp Ser	2.6000	4250.0	68	19977	No
263	GOM_NL__2PRFIN20051225_173452_000000412043_00384_19977_9735.N1	25-DEC-2005 17:34:52	Bright	40.500	104	27Bet Lib	2.6140	13100.	81	19977	No
264	GOM_NL__2PRFIN20051225_173720_000000412043_00384_19977_9736.N1	25-DEC-2005 17:37:20	Bright	41.000	122	9Alp2Lib	2.7470	9700.0	82	19977	No
265	GOM_NL__2PRFIN20051225_174401_000000462043_00384_19977_9737.N1	25-DEC-2005 17:44:01	Dark	46.000	54	5The Cen	2.0550	4500.0	92	19977	No
266	GOM_NL__2PRFIN20051225_174541_000000382043_00384_19977_9738.N1	25-DEC-2005 17:45:41	Dark	37.500	78	Alp Lup	2.3040	28000.	75	19977	No
267	GOM_NL__2PRFIN20051225_174903_000000502043_00384_19977_9739.N1	25-DEC-2005 17:49:03	Dark	49.500	4	Alp1Cen	-0.010000	5800.0	99	19977	No

3. Quality information per product

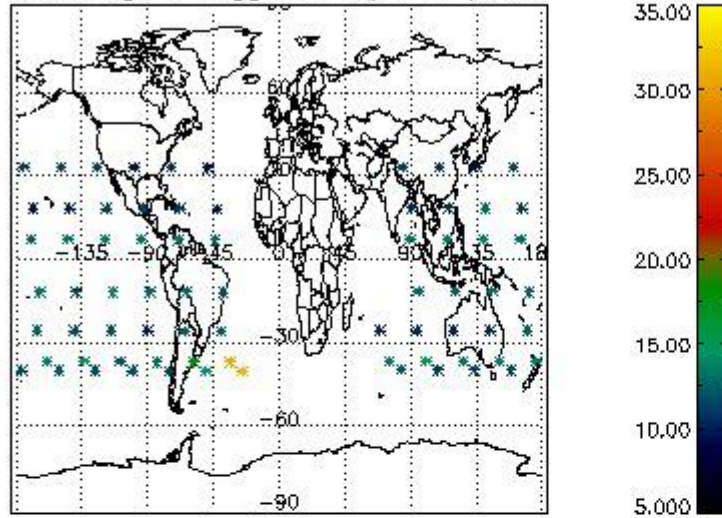
In this section it is plotted some information contained in the Quality Summary data set of the level 2 products. Only products in dark limb conditions and without errors (error flag in the MPH set to "0") are used.

3.1 Plot quality information per product (time dependant)

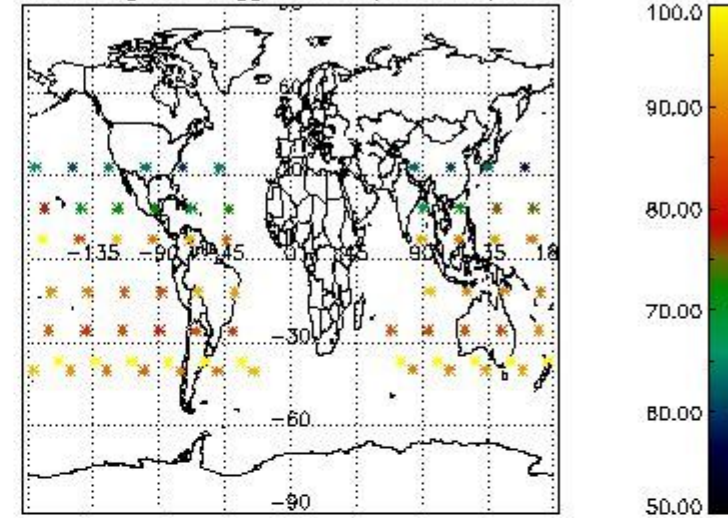


3.2 Plot quality information per product (world map)

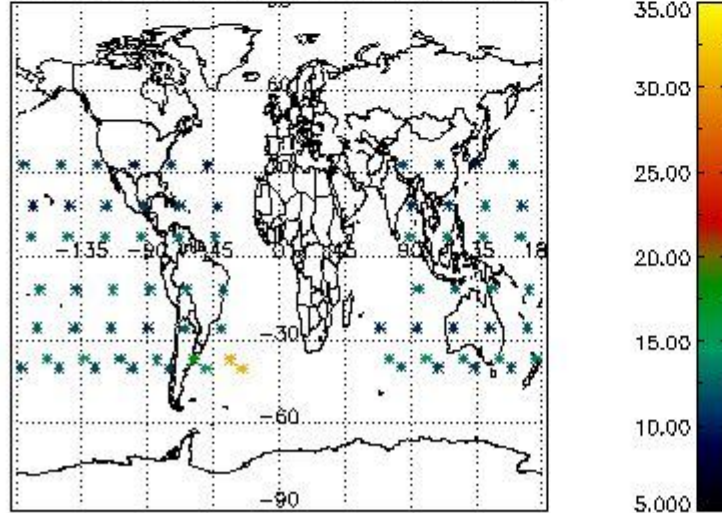
Percentage of flagged data per O3 profile



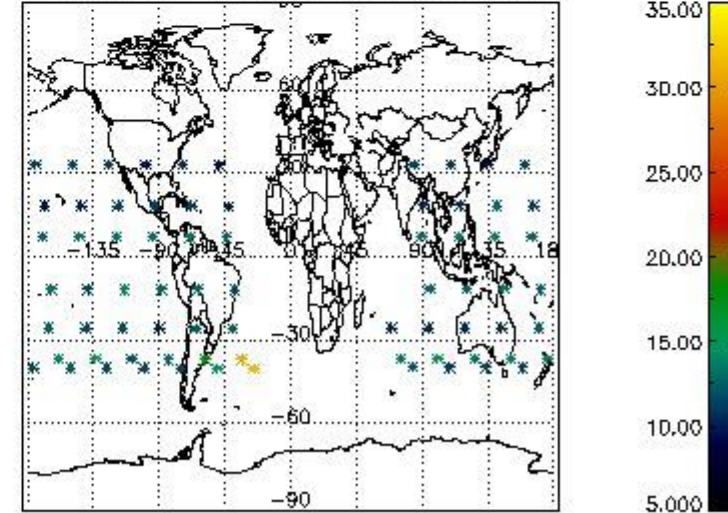
Percentage of flagged data per H2O profile



Percentage of flagged data per NO2 profile



Percentage of flagged data per NO3 profile

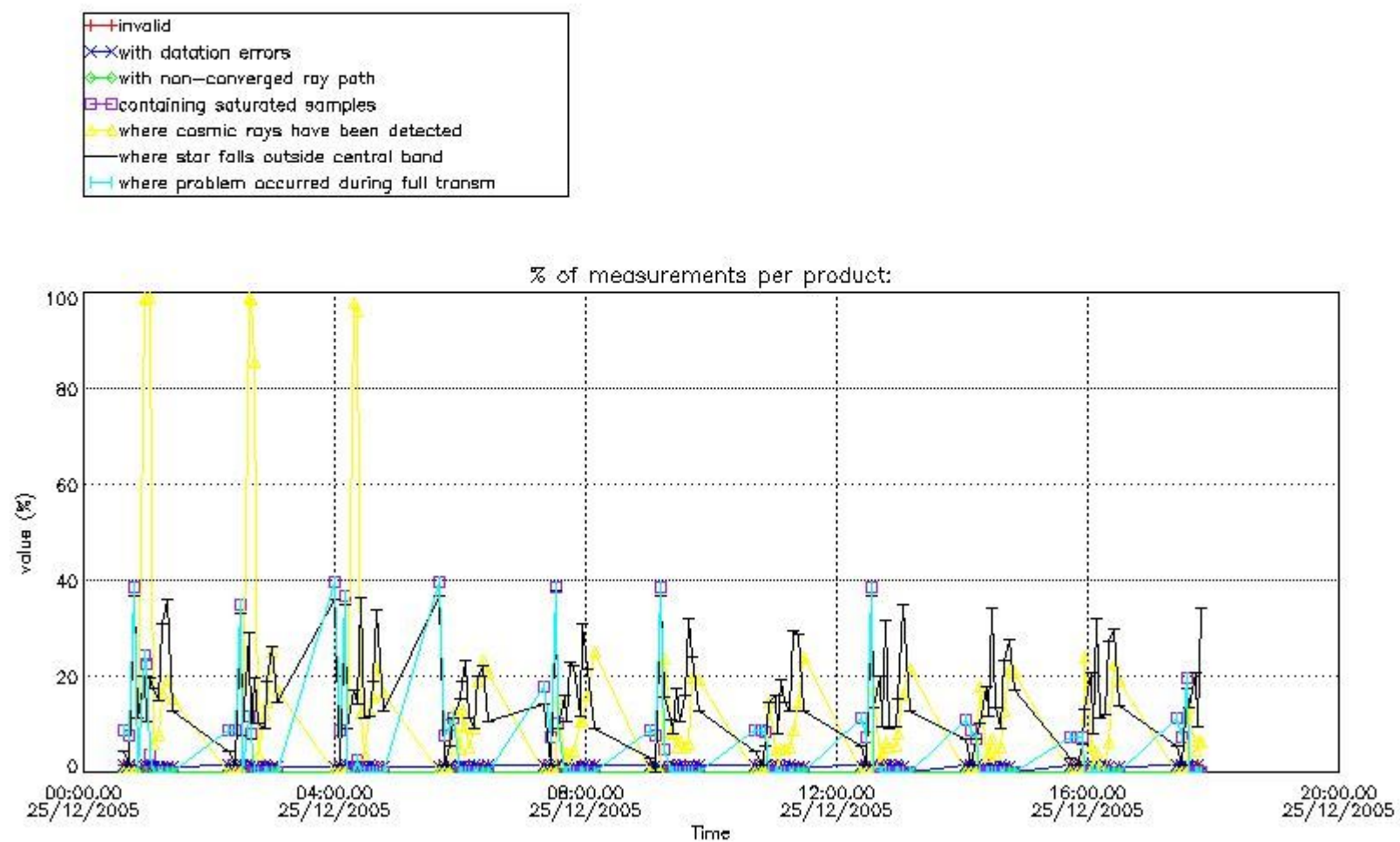


4. Level 1 quality information per product

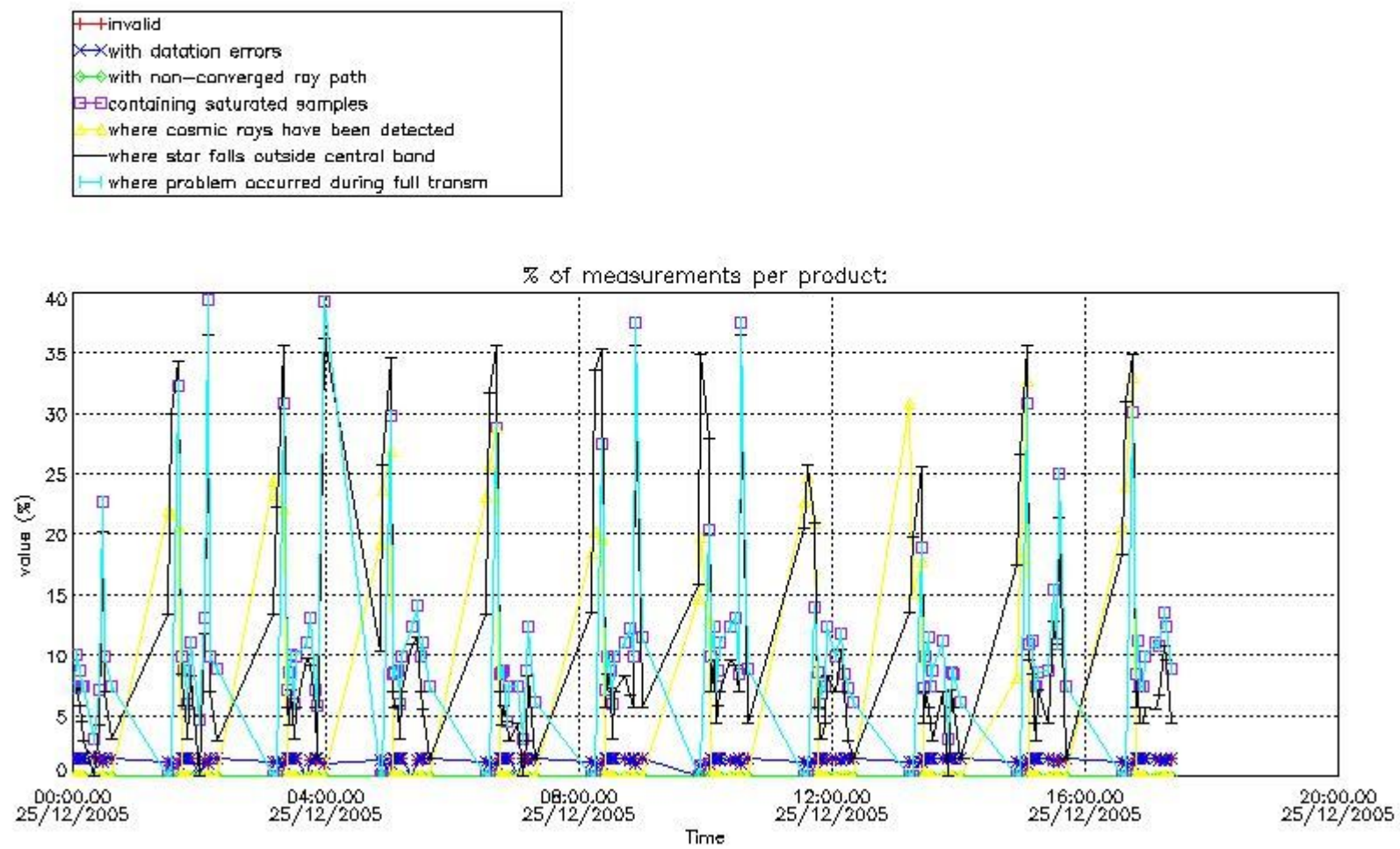
In this section it is plotted some information contained in the Quality Summary data set of the level 2 products that comes from the level 1b processing. Products without errors (error flag in the MPH set to "0") are used.

4.1 Plot quality information per product (time dependant) coming from level 1b processing

4.1.1 Plot level 1 quality information per product (time dependant): ENVISAT ASCENDING passes



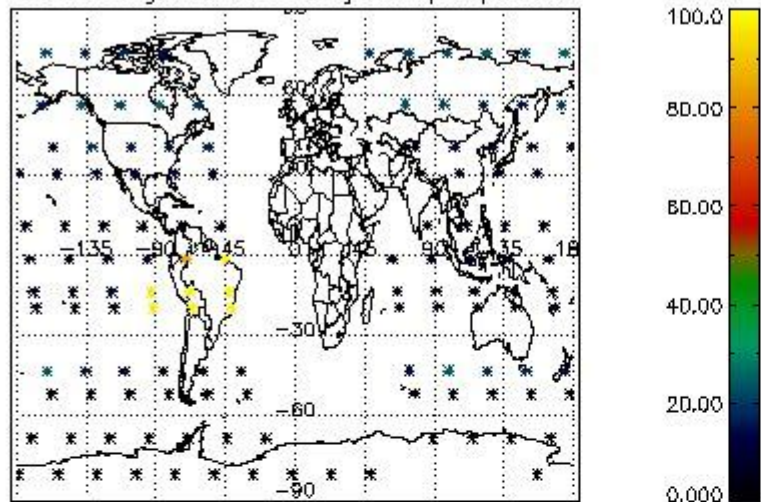
4.1.2 Plot level 1 quality information per product (time dependant): ENVI SAT DESCENDING passes



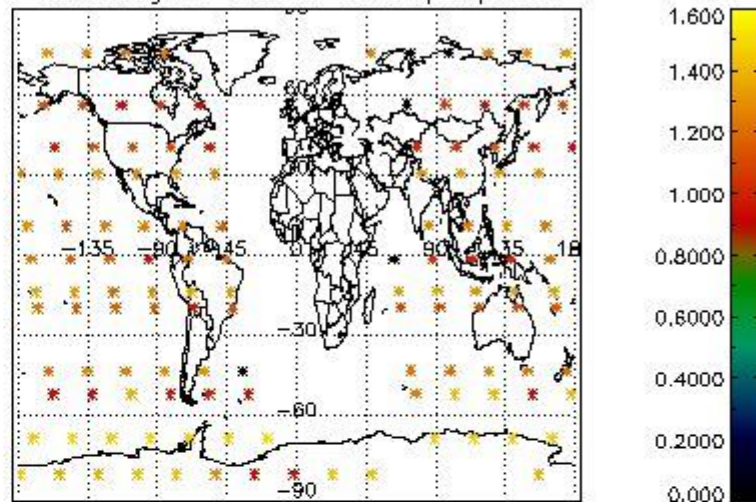
4.2 Plot quality information per product coming from level 1b processing (world map)

4.2.1 Plot level 1 quality information per product (world map): ENVISAT ASCENDING passes

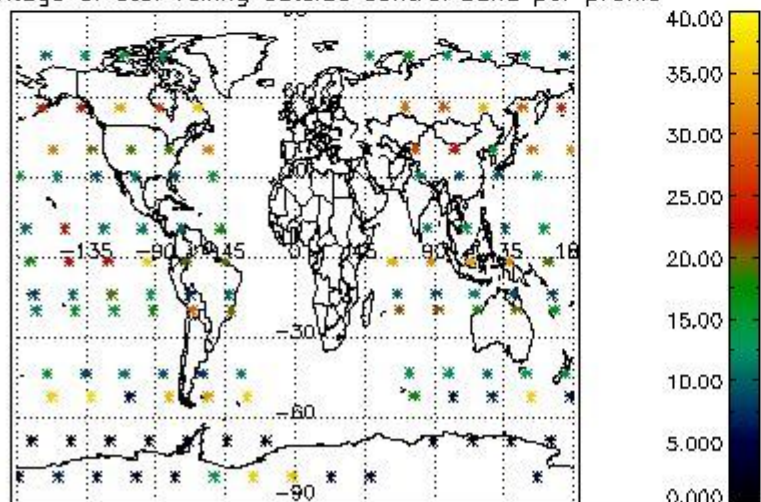
Percentage of cosmic ray hits per profile



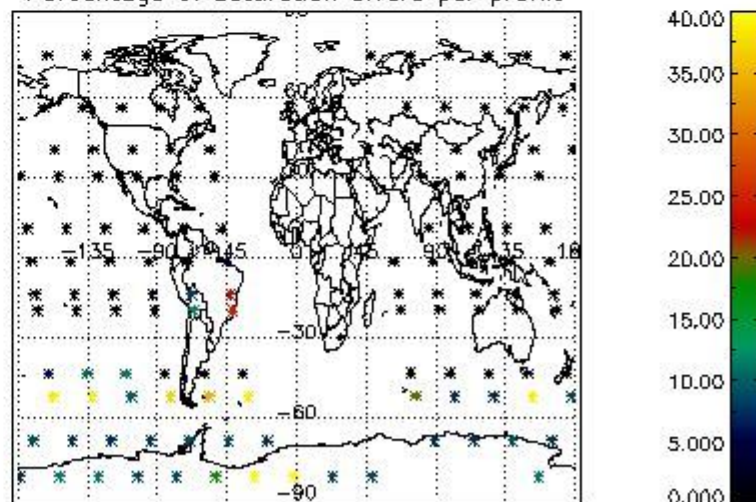
Percentage of datation errors per profile



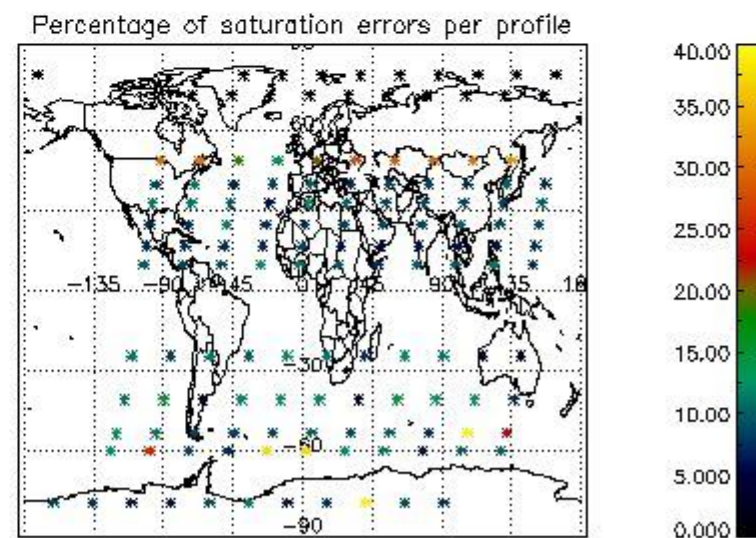
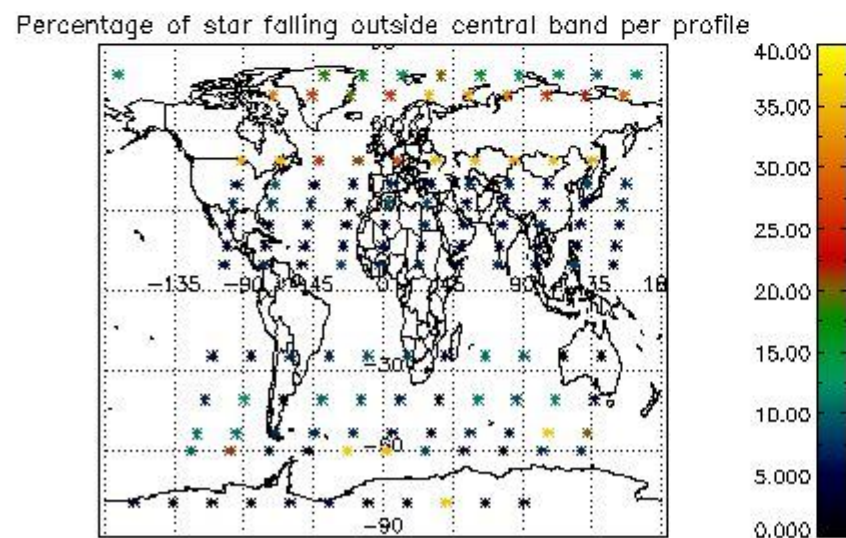
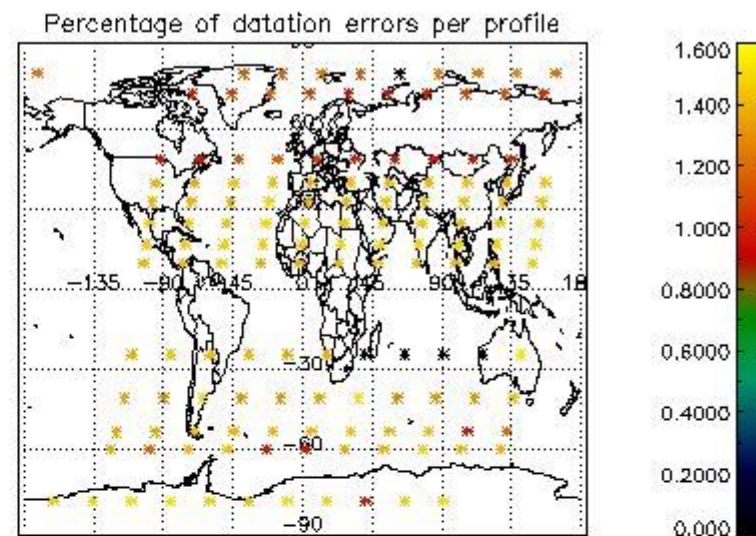
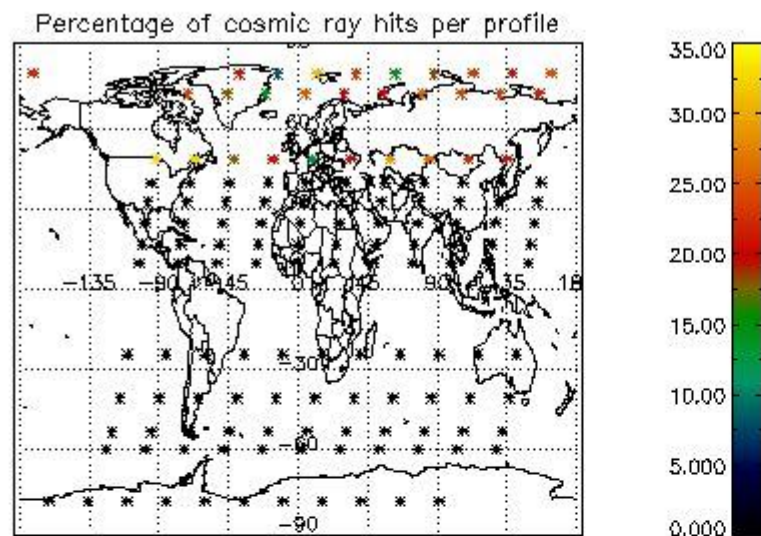
Percentage of star falling outside central band per profile



Percentage of saturation errors per profile



4.2.2 Plot level 1 quality information per product (world map): ENVISAT DESCENDING passes



5. Trace gas profiles

5.1 Ozone statistics based on quality of products

The final quality of the products can be "measured" using the STD (Standard Deviation) attached to every point profile. This information is written to the parameter GOM_NL__2P/NL_LOCAL_SPECIES_DENSITY/o3_std of the level 2 products. The table below shows the statistics for given STD ranges.

The statistics are given with respect to the overall valid production:

- Products without fatal errors: GOM_NL__2P/MPH/PRODUCT_ERR=0
- Valid point profile: GOM_NL__2P/NL_LOCAL_SPECIES_DENSITY/pcd(0)=0

The 'Criteria' is applied to valid points of dark limb products:

- Products in dark limb illumination condition: GOM_NL__2P/NL_SUMMARY_QUALITY/obs_ill_cond=0
- Products without fatal errors: GOM_NL__2P/MPH/PRODUCT_ERR=0
- Valid point profile: GOM_NL__2P/NL_LOCAL_SPECIES_DENSITY/pcd(0)=0

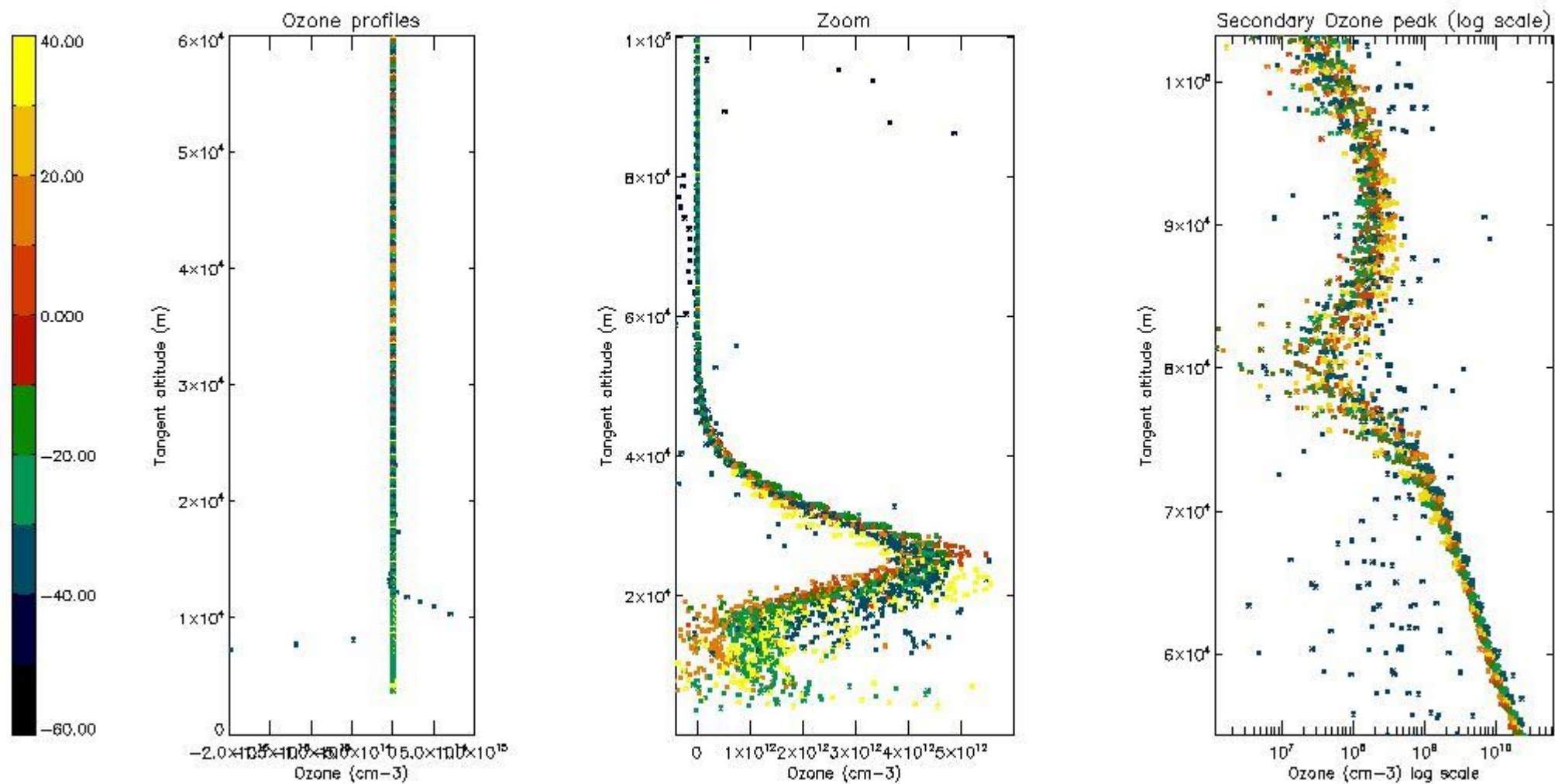
So, the table below shows the percentage of dark limb and valid observations for each criteria with respect to the overall valid daily observations.

Criteria	% of total production
All STD	31
STD < 20	18

STD < 10	15
STD < 5	10

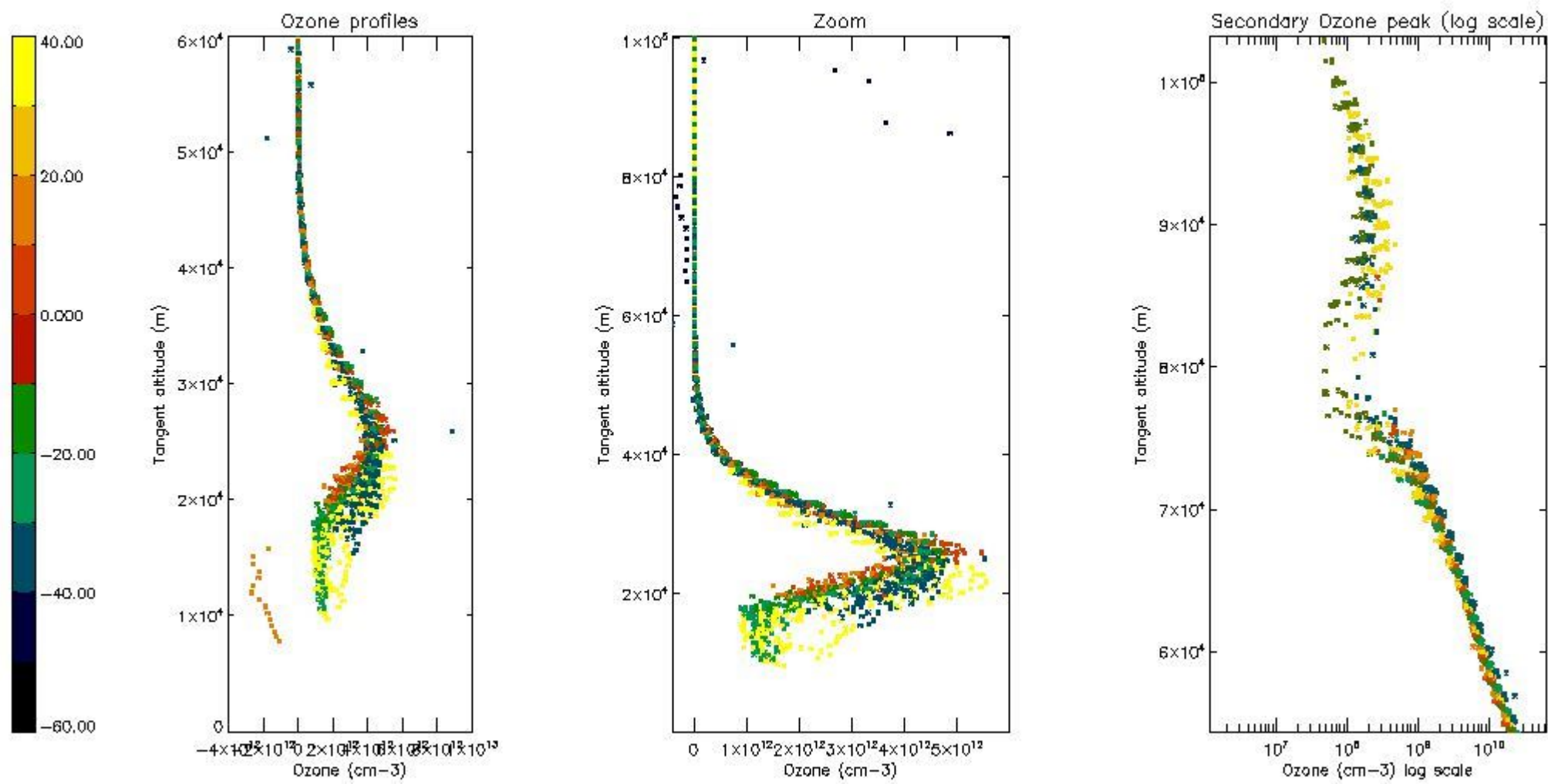
5.2 Plot ozone profiles for all STD (dark without errors)

The colorbar represents the latitude.



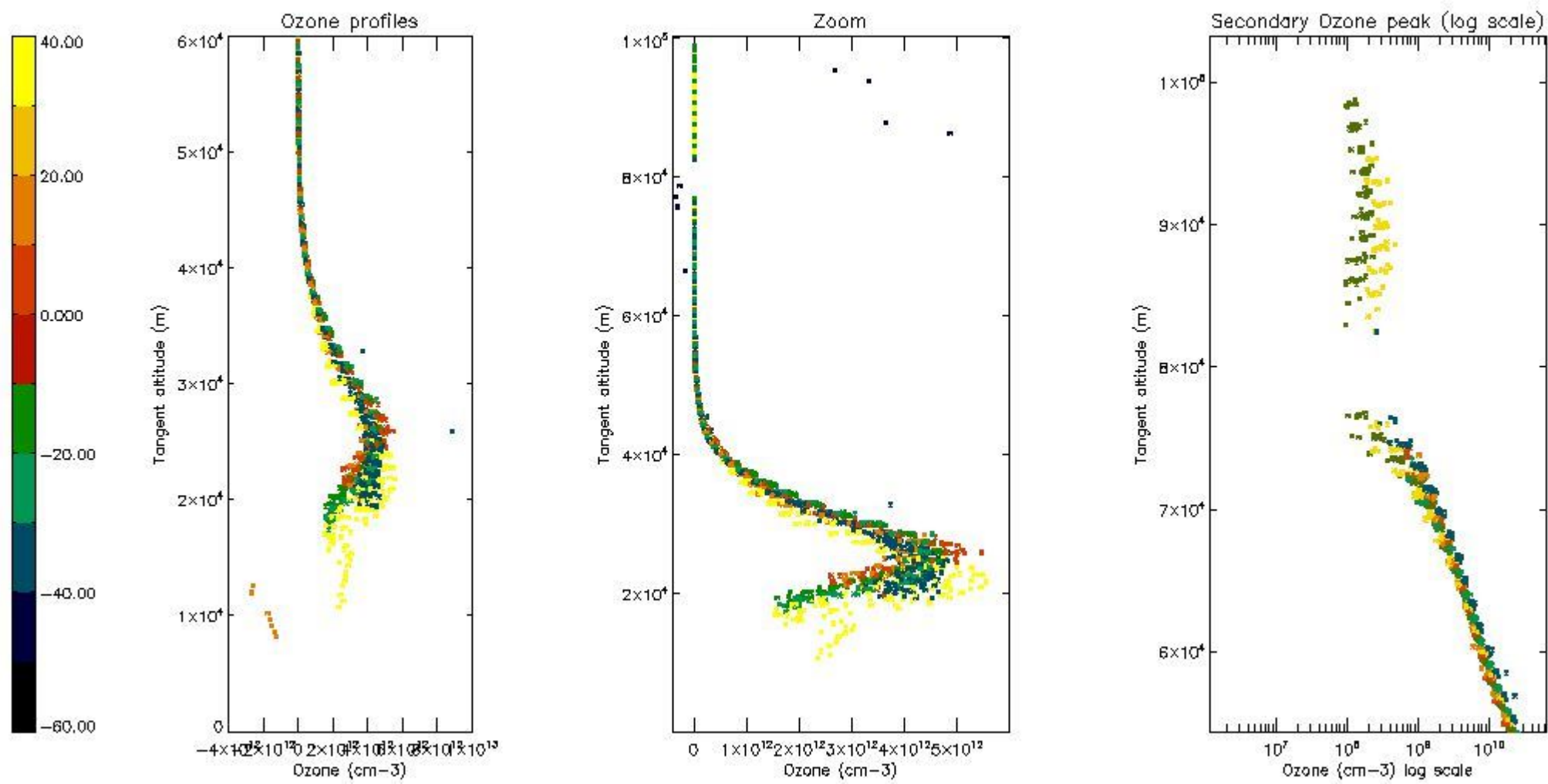
5.3 Plot ozone profiles where STD < 20% (dark without errors)

The colorbar represents the latitude.



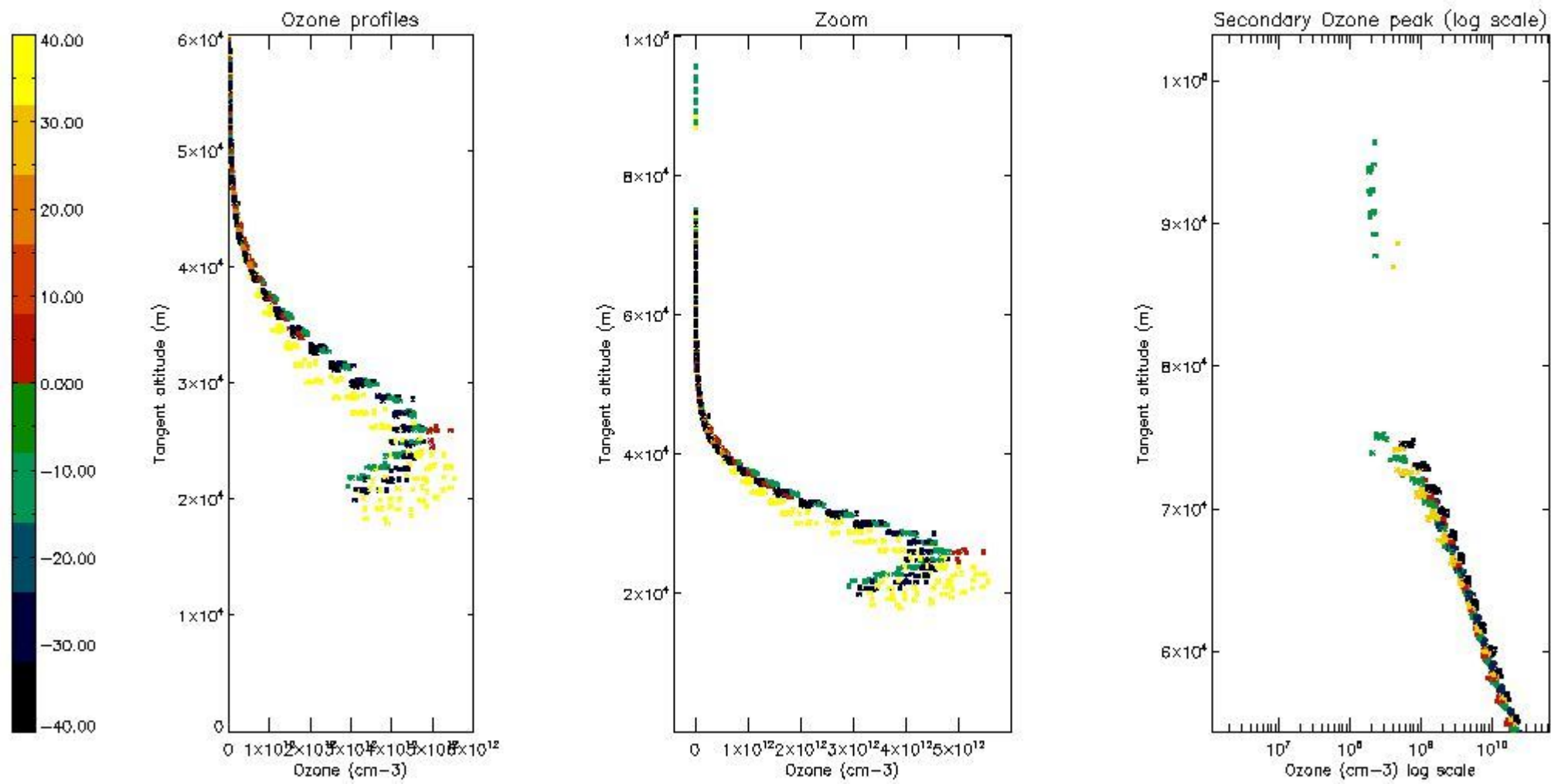
5.4 Plot ozone profiles where STD < 10% (dark without errors)

The colorbar represents the latitude.



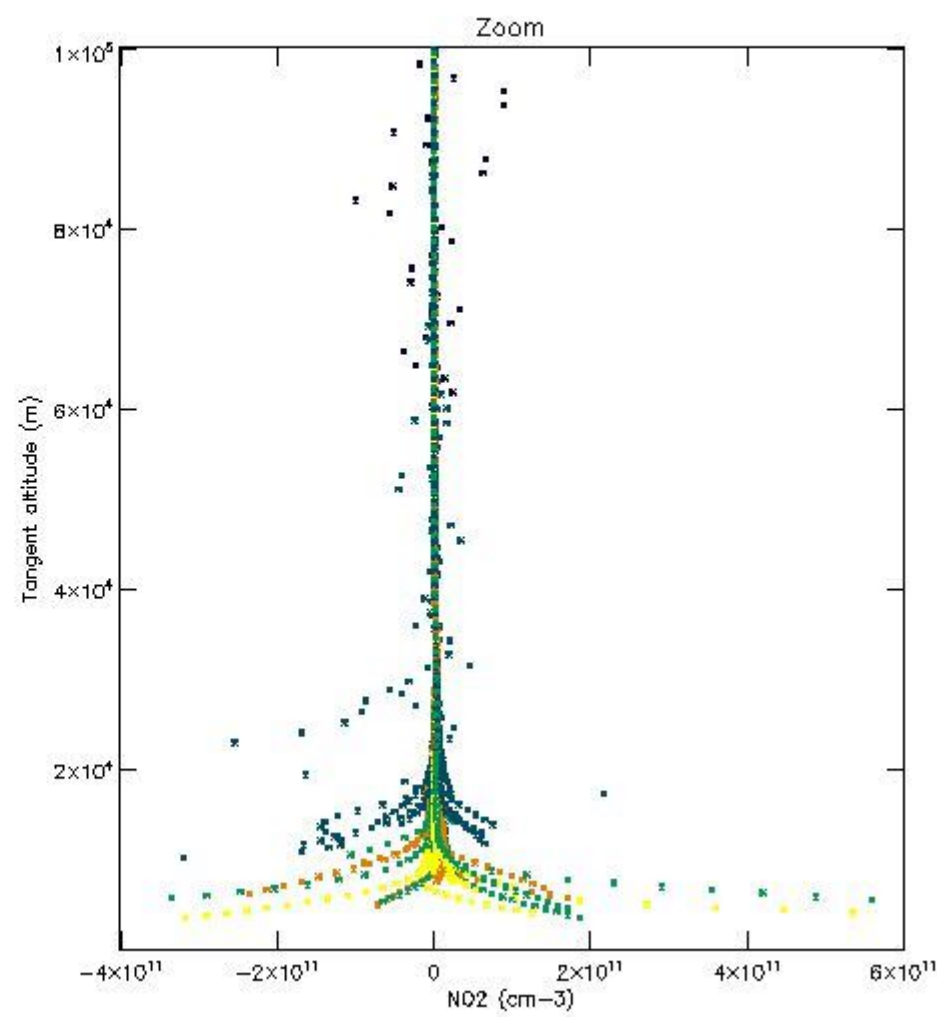
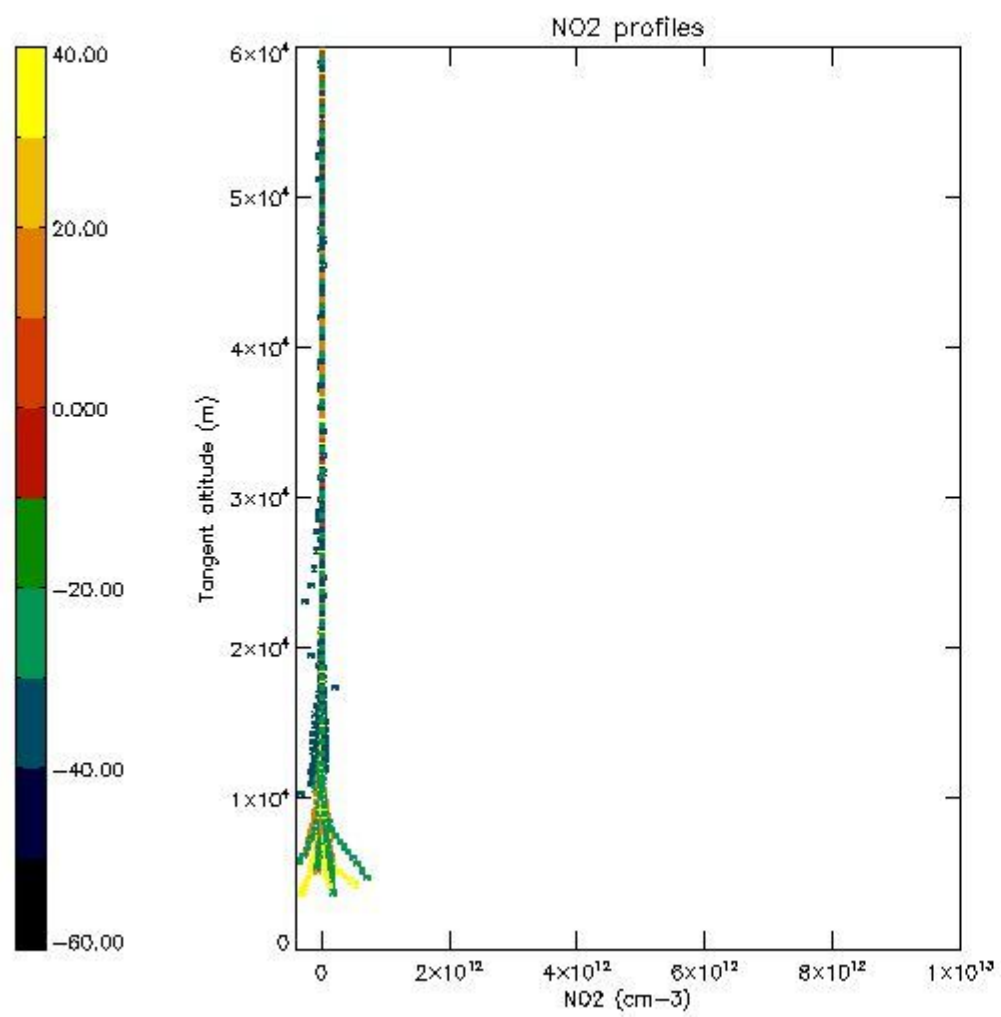
5.5 Plot ozone profiles where STD < 5% (dark without errors)

The colorbar represents the latitude.



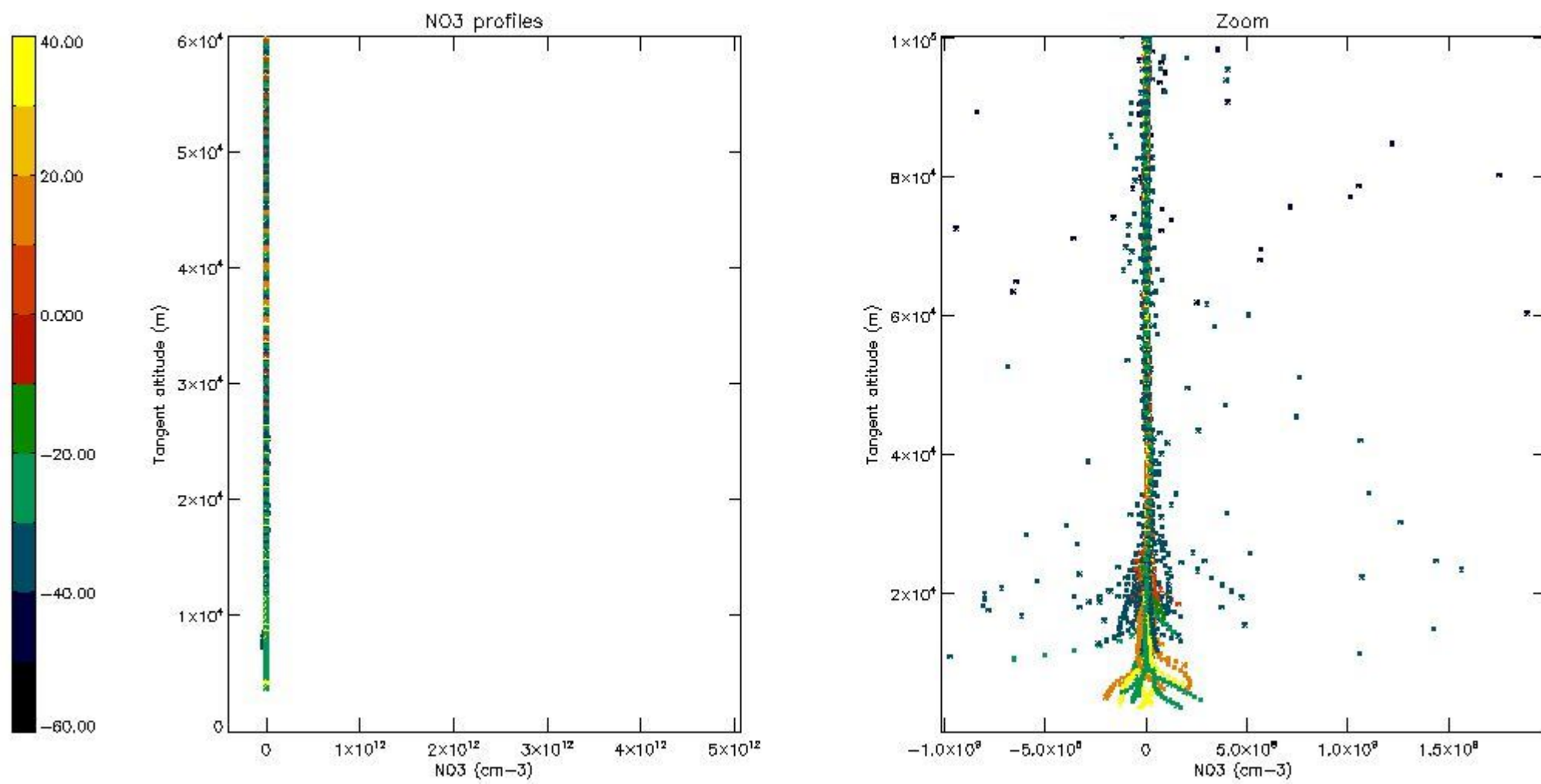
5.6 Plot NO₂ profiles for all STD (dark without errors)

The colorbar represents the latitude.



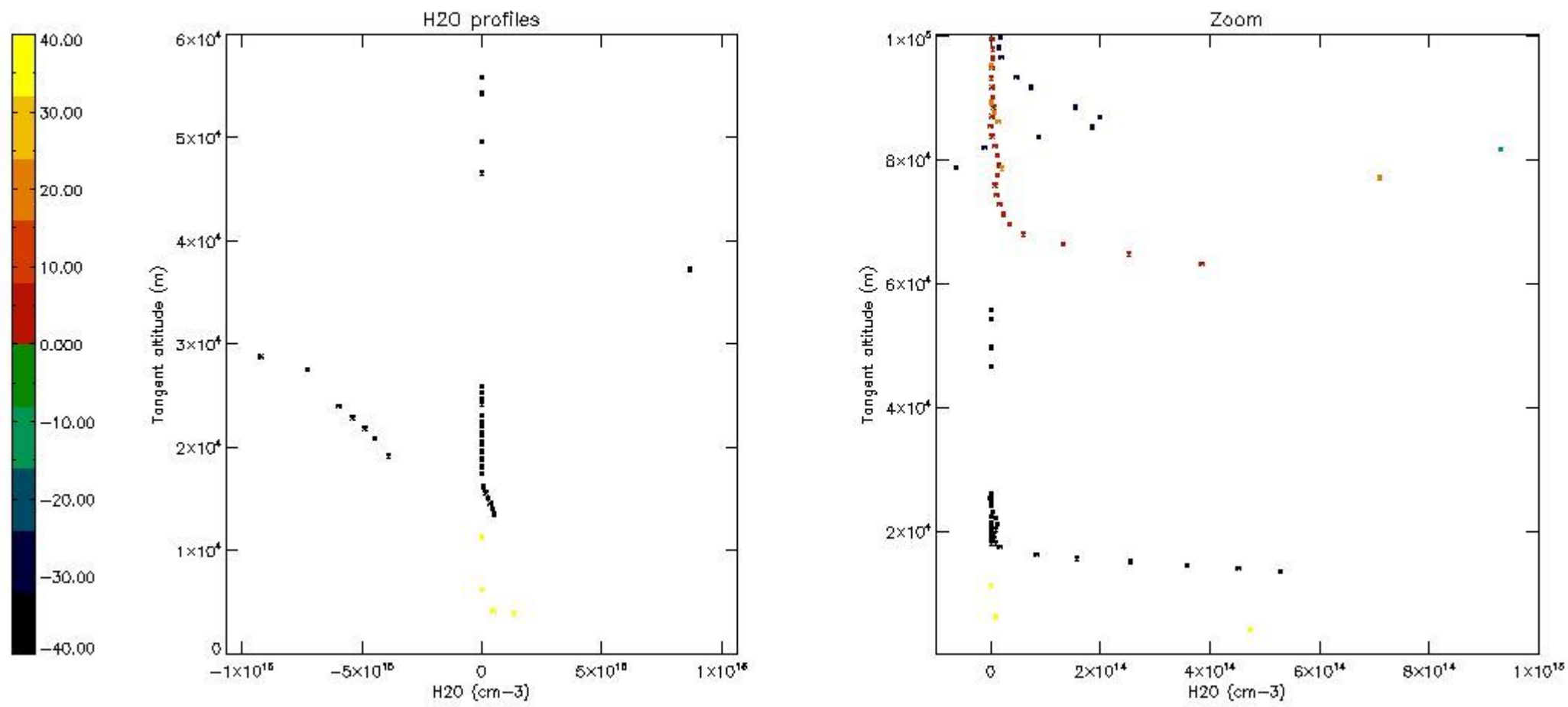
5.7 Plot NO3 profiles for all STD (dark without errors)

The colorbar represents the latitude.



5.8 Plot H₂O profiles for all STD (only for occultations of stars 1,2,3,4,13,14,16,26,63 dark without errors)

The colorbar represents the latitude.



6. Auxiliary Data Files used for the production reported in section 2

The number reported in the third column indicates since which file (see list in section 2) the corresponding auxiliary file has been used. The fourth column is the date of those product files.

Type	Auxiliary Filename	Used since product	Used since product date
INST_PHYS_CHARACTERISTICS	GOM_INS_AXVIEC20091111_143220_20030716_120000_20500101_000000	1	25-DEC-2005 00:01:55
LEVEL-2_PROC_CONFIG	GOM_PR2_AXVIEC20091111_152718_20020301_000000_20500101_000000	1	25-DEC-2005 00:01:55
CROSS_SECTIONS_FILE	GOM_CRS_AXVIEC20091111_154832_20020301_000000_20500101_000000	1	25-DEC-2005 00:01:55

GOMOS Level 2 Daily Report

SUMMARY

[1. General Info](#)

[2. Summary of processed GOM_NL_2P products](#)

[3. Level 2 Quality information per product](#)

[3.1 Plot of level 2 quality information per product \(time dependant\)](#)

[3.2 Plot of level 2 quality information per product \(world map\)](#)

[4. Level 1 Quality information per product \(stored on level 2 products\)](#)

[4.1 Plot of level 1 quality information per product \(time dependant\)](#)

[4.1.1 Plot of level 1 quality information per product \(time dependant\): ASCENDING](#)

[4.1.2 Plot of level 1 quality information per product \(time dependant\): DESCENDING](#)

[4.2 Plot of level 1 quality information per product \(world map\)](#)

[4.2.1 Plot of level 1 quality information per product \(world map\): ASCENDING](#)

[4.2.2 Plot of level 1 quality information per product \(world map\): DESCENDING](#)

[5. Ozone profiles based on quality statistics and other trace gas profiles](#)

[5.1 Ozone statistics based on quality of products](#)

[5.2 Plot ozone profiles for all STD \(dark without errors\)](#)

[5.3 Plot ozone profiles where STD < 20% \(dark without errors\)](#)

[5.4. Plot ozone profiles where STD < 10% \(dark without errors\)](#)

[5.5. Plot ozone profiles where STD < 5% \(dark without errors\)](#)

[5.6 Plot NO2 profiles for all STD \(dark without errors\)](#)

[5.7 Plot NO3 profiles for all STD \(dark without errors\)](#)

[5.8 Plot H2O profiles \(only for occultations of stars 1,2,3,4,13,14,16,26,63 dark without errors\) for all STD](#)

[6. Auxiliary Data Files used for the production reported in section 2](#)

This report presents the daily analysis on parameters extracted from GOMOS level 2 data (GOM_NL__2P). It is intended to monitor some important parameters that will impact the quality of these products. A list of level 2 products (and content) that have arrived during the reporting day to the PCF is also given.

Item	Value
Time of report generation	18APR2013 13:29:34
Data source version	GOMOS/6.01
Start time of products	25-12-2005 (25DEC2005 00:00:00)
Stop time of products	26-12-2005 (26DEC2005 00:00:00)
Store outputs in DB	Yes
Nb of level 2 prods	267
Nb of prods with errors	0

2. Summary of processed GOM_NL__2P products.

Nr	Filename	UTC Start time	Limb	Duration	Star Id	Star Name	Star Mag	Star Temp	Nb Meas	Orbit	Prod. error
1	GOM_NL__2PRFIN20051225_000155_000000352043_00374_19967_9699.N1	25-DEC-2005 00:01:55	Bright	34.500	146	25Eta Tau	2.8730	15200.	69	19967	No
2	GOM_NL__2PRFIN20051225_000358_000000352043_00374_19967_9700.N1	25-DEC-2005 00:03:58	Bright	35.000	150	44Zet Per	2.8900	28000.	70	19967	No
3	GOM_NL__2PRFIN20051225_000610_000000352043_00374_19967_9701.N1	25-DEC-2005 00:06:10	Bright	34.500	149	45Eps Per	2.8880	30000.	69	19967	No
4	GOM_NL__2PRFIN20051225_000825_000000342043_00374_19967_9702.N1	25-DEC-2005 00:08:25	Bright	33.500	175	39Del Per	3.0100	19400.	67	19967	No
5	GOM_NL__2PRFIN20051225_001024_000000342043_00374_19967_9703.N1	25-DEC-2005 00:10:24	Bright	34.000	160	23Gam Per	2.9300	4700.0	68	19967	No
6	GOM_NL__2PRFIN20051225_001957_000000332043_00374_19967_9704.N1	25-DEC-2005 00:19:57	Bright	32.500	49	1Alp UMi	1.9900	6300.0	65	19967	No
7	GOM_NL__2PRFIN20051225_002434_000000352043_00374_19967_9705.N1	25-DEC-2005 00:24:34	Bright	35.000	60	7Bet UMi	2.0810	3950.0	70	19967	No
8	GOM_NL__2PRFIN20051225_002810_000000422043_00374_19967_9706.N1	25-DEC-2005 00:28:10	Bright	42.000	119	14Eta Dra	2.7270	4700.0	84	19967	No
9	GOM_NL__2PRFIN20051225_003003_000000362043_00374_19967_9707.N1	25-DEC-2005 00:30:03	Bright	35.500	130	23Bet Dra	2.7990	5800.0	71	19967	No
10	GOM_NL__2PRFIN20051225_003620_000000342043_00374_19967_9708.N1	25-DEC-2005 00:36:20	Bright	33.500	133	40Zet Her	2.8070	6000.0	67	19967	No
11	GOM_NL__2PRFIN20051225_003823_000000352043_00374_19967_9709.N1	25-DEC-2005 00:38:23	Bright	35.000	67	5Alp CrB	2.2210	11000.	70	19967	No
12	GOM_NL__2PRFIN20051225_004358_000000342043_00374_19967_9710.N1	25-DEC-2005 00:43:58	Bright	33.500	102	24Alp Ser	2.6000	4250.0	67	19967	No
13	GOM_NL__2PRFIN20051225_004849_000000532043_00374_19967_9711.N1	25-DEC-2005 00:48:49	Bright	53.000	104	27Bet Lib	2.6140	13100.	106	19967	No
14	GOM_NL__2PRFIN20051225_005116_000000402043_00374_19967_9712.N1	25-DEC-2005 00:51:16	Bright	39.500	122	9Alp2Lib	2.7470	9700.0	79	19967	No
15	GOM_NL__2PRFIN20051225_005756_000000452043_00374_19967_9713.N1	25-DEC-2005 00:57:56	Dark	45.000	54	5The Cen	2.0550	4500.0	90	19967	No
16	GOM_NL__2PRFIN20051225_005938_000000382043_00374_19967_9714.N1	25-DEC-2005 00:59:38	Dark	38.000	78	Alp Lup	2.3040	28000.	76	19967	No
17	GOM_NL__2PRFIN20051225_010302_000000412043_00374_19967_9715.N1	25-DEC-2005 01:03:02	Dark	41.000	4	Alp1Cen	-0.010000	5800.0	82	19967	No
18	GOM_NL__2PRFIN20051225_010631_000000432043_00375_19968_9692.N1	25-DEC-2005 01:06:31	Dark	43.000	12	Alp1Cru	0.77500	30000.	86	19968	No
19	GOM_NL__2PRFIN20051225_011201_000000402043_00375_19968_9693.N1	25-DEC-2005 01:12:01	Dark	40.000	29	Bet Car	1.6720	10200.	80	19968	No
20	GOM_NL__2PRFIN20051225_011450_000000522043_00375_19968_9694.N1	25-DEC-2005 01:14:50	Dark	51.500	41	Eps Car	1.8600	4100.0	103	19968	No
21	GOM_NL__2PRFIN20051225_011920_000000542043_00375_19968_9695.N1	25-DEC-2005 01:19:20	Dark	54.000	2	Alp Car	-0.73600	7000.0	108	19968	No
22	GOM_NL__2PRFIN20051225_012510_000000402043_00375_19968_9696.N1	25-DEC-2005 01:25:10	Straylight	39.500	108	Alp Col	2.6520	15200.	79	19968	No
23	GOM_NL__2PRFIN20051225_012954_000000412043_00375_19968_9697.N1	25-DEC-2005 01:29:54	Straylight	41.000	101	11Alp Lep	2.5820	7000.0	82	19968	No
24	GOM_NL__2PRFIN20051225_013249_000000492043_00375_19968_9698.N1	25-DEC-2005 01:32:49	Straylight	48.500	7	19Bet Ori	0.10000	14000.	97	19968	No
25	GOM_NL__2PRFIN20051225_014001_000000512043_00375_19968_9699.N1	25-DEC-2005 01:40:01	Bright	51.000	13	87Alp Tau	0.86700	3800.0	102	19968	No
26	GOM_NL__2PRFIN20051225_014231_000000362043_00375_19968_9700.N1	25-DEC-2005 01:42:31	Bright	35.500	146	25Eta Tau	2.8730	15200.	71	19968	No
27	GOM_NL__2PRFIN20051225_014434_000000352043_00375_19968_9701.N1	25-DEC-2005 01:44:34	Bright	34.500	150	44Zet Per	2.8900	28000.	69	19968	No
28	GOM_NL__2PRFIN20051225_014646_000000352043_00375_19968_9702.N1	25-DEC-2005 01:46:46	Bright	34.500	149	45Eps Per	2.8880	30000.	69	19968	No
29	GOM_NL__2PRFIN20051225_014901_000000342043_00375_19968_9703.N1	25-DEC-2005 01:49:01	Bright	33.500	175	39Del Per	3.0100	19400.	67	19968	No
30	GOM_NL__2PRFIN20051225_015100_000000362043_00375_19968_9704.N1	25-DEC-2005 01:51:00	Bright	36.000	160	23Gam Per	2.9300	4700.0	72	19968	No
31	GOM_NL__2PRFIN20051225_020033_000000332043_00375_19968_9705.N1	25-DEC-2005 02:00:33	Bright	32.500	49	1Alp UMi	1.9900	6300.0	65	19968	No
32	GOM_NL__2PRFIN20051225_020510_000000382043_00375_19968_9706.N1	25-DEC-2005 02:05:10	Bright	38.000	60	7Bet UMi	2.0810	3950.0	76	19968	No
33	GOM_NL__2PRFIN20051225_020845_000000522043_00375_19968_9707.N1	25-DEC-2005 02:08:45	Bright	52.000	119	14Eta Dra	2.7270	4700.0	104	19968	No
34	GOM_NL__2PRFIN20051225_021039_000000362043_00375_19968_9708.N1	25-DEC-2005 02:10:39	Bright	35.500	130	23Bet Dra	2.7990	5800.0	71	19968	No
35	GOM_NL__2PRFIN20051225_021656_000000342043_00375_19968_9709.N1	25-DEC-2005 02:16:56	Bright	34.000	133	40Zet Her	2.8070	6000.0	68	19968	No
36	GOM_NL__2PRFIN20051225_021859_000000352043_00375_19968_9710.N1	25-DEC-2005 02:18:59	Bright	35.000	67	5Alp CrB	2.2210	11000.	70	19968	No
37	GOM_NL__2PRFIN20051225_022435_000000342043_00375_19968_9711.N1	25-DEC-2005 02:24:35	Bright	34.000	102	24Alp Ser	2.6000	4250.0	68	19968	No
38	GOM_NL__2PRFIN20051225_022925_000000502043_00375_19968_9712.N1	25-DEC-2005 02:29:25	Bright	50.000	104	27Bet Lib	2.6140	13100.	100	19968	No
39	GOM_NL__2PRFIN20051225_023152_000000392043_00375_19968_9713.N1	25-DEC-2005 02:31:52	Bright	38.500	122	9Alp2Lib	2.7470	9700.0	77	19968	No
40	GOM_NL__2PRFIN20051225_023833_000000522043_00375_19968_9714.N1	25-DEC-2005 02:38:33	Dark	51.500	54	5The Cen	2.0550	4500.0	103	19968	No
41	GOM_NL__2PRFIN20051225_024014_000000372043_00375_19968_9715.N1	25-DEC-2005 02:40:14	Dark	37.000	78	Alp Lup	2.3040	28000.	74	19968	No
42	GOM_NL__2PRFIN20051225_024338_000000412043_00375_19968_9716.N1	25-DEC-2005 02:43:38	Dark	41.000	4	Alp1Cen	-0.010000	5800.0	82	19968	No

102	GOM_NL__2PRFIN20051225_064622_000000352043_00378_19971_9703.N1	25-DEC-2005 06:46:22	Bright	35.000	150	44Zet Per	2.8900	28000.	70	19971	No
103	GOM_NL__2PRFIN20051225_064834_000000352043_00378_19971_9704.N1	25-DEC-2005 06:48:34	Bright	34.500	149	45Eps Per	2.8880	30000.	69	19971	No
104	GOM_NL__2PRFIN20051225_065050_000000332043_00378_19971_9705.N1	25-DEC-2005 06:50:50	Bright	33.000	175	39Del Per	3.0100	19400.	66	19971	No
105	GOM_NL__2PRFIN20051225_065249_000000342043_00378_19971_9706.N1	25-DEC-2005 06:52:49	Bright	34.000	160	23Gam Per	2.9300	4700.0	68	19971	No
106	GOM_NL__2PRFIN20051225_070221_000000342043_00378_19971_9707.N1	25-DEC-2005 07:02:21	Bright	34.000	49	1Alp UMi	1.9900	6300.0	68	19971	No
107	GOM_NL__2PRFIN20051225_070657_000000332043_00378_19971_9708.N1	25-DEC-2005 07:06:57	Bright	33.000	60	7Bet UMi	2.0810	3950.0	66	19971	No
108	GOM_NL__2PRFIN20051225_071034_000000352043_00378_19971_9709.N1	25-DEC-2005 07:10:34	Bright	34.500	119	14Eta Dra	2.7270	4700.0	69	19971	No
109	GOM_NL__2PRFIN20051225_071227_000000372043_00378_19971_9710.N1	25-DEC-2005 07:12:27	Bright	36.500	130	23Bet Dra	2.7990	5800.0	73	19971	No
110	GOM_NL__2PRFIN20051225_071844_000000332043_00378_19971_9711.N1	25-DEC-2005 07:18:44	Bright	33.000	133	40Zet Her	2.8070	6000.0	66	19971	No
111	GOM_NL__2PRFIN20051225_072047_000000392043_00378_19971_9712.N1	25-DEC-2005 07:20:47	Bright	39.000	67	5Alp CrB	2.2210	11000.	78	19971	No
112	GOM_NL__2PRFIN20051225_072623_000000342043_00378_19971_9713.N1	25-DEC-2005 07:26:23	Bright	34.000	102	24Alp Ser	2.6000	4250.0	68	19971	No
113	GOM_NL__2PRFIN20051225_073114_000000532043_00378_19971_9714.N1	25-DEC-2005 07:31:14	Bright	53.000	104	27Bet Lib	2.6140	13100.	106	19971	No
114	GOM_NL__2PRFIN20051225_073342_000000392043_00378_19971_9715.N1	25-DEC-2005 07:33:42	Bright	39.000	122	9Alp2Lib	2.7470	9700.0	78	19971	No
115	GOM_NL__2PRFIN20051225_074022_000000442043_00378_19971_9716.N1	25-DEC-2005 07:40:22	Dark	43.500	54	5The Cen	2.0550	4500.0	87	19971	No
116	GOM_NL__2PRFIN20051225_074203_000000382043_00378_19971_9717.N1	25-DEC-2005 07:42:03	Dark	38.000	78	Alp Lup	2.3040	28000.	76	19971	No
117	GOM_NL__2PRFIN20051225_074526_000000442043_00378_19971_9718.N1	25-DEC-2005 07:45:26	Dark	43.500	4	Alp1Cen	-0.010000	5800.0	87	19971	No
118	GOM_NL__2PRFIN20051225_074856_000000452043_00379_19972_9694.N1	25-DEC-2005 07:48:56	Dark	45.000	12	Alp1Cru	0.77500	30000.	90	19972	No
119	GOM_NL__2PRFIN20051225_075426_000000392043_00379_19972_9695.N1	25-DEC-2005 07:54:26	Dark	38.500	29	Bet Car	1.6720	10200.	77	19972	No
120	GOM_NL__2PRFIN20051225_075715_000000522043_00379_19972_9696.N1	25-DEC-2005 07:57:15	Dark	52.000	41	Eps Car	1.8600	4100.0	104	19972	No
121	GOM_NL__2PRFIN20051225_080146_000000442043_00379_19972_9697.N1	25-DEC-2005 08:01:46	Dark	44.000	2	Alp Car	-0.73600	7000.0	88	19972	No
122	GOM_NL__2PRFIN20051225_080735_000000382043_00379_19972_9698.N1	25-DEC-2005 08:07:35	Straylight	38.000	108	Alp Col	2.6520	15200.	76	19972	No
123	GOM_NL__2PRFIN20051225_081218_000000412043_00379_19972_9699.N1	25-DEC-2005 08:12:18	Straylight	40.500	101	11Alp Lep	2.5820	7000.0	81	19972	No
124	GOM_NL__2PRFIN20051225_081513_000000522043_00379_19972_9700.N1	25-DEC-2005 08:15:13	Straylight	52.000	7	19Bet Ori	0.10000	14000.	104	19972	No
125	GOM_NL__2PRFIN20051225_082225_000000512043_00379_19972_9701.N1	25-DEC-2005 08:22:25	Bright	51.000	13	87Alp Tau	0.86700	3800.0	102	19972	No
126	GOM_NL__2PRFIN20051225_082455_000000352043_00379_19972_9702.N1	25-DEC-2005 08:24:55	Bright	35.000	146	25Eta Tau	2.8730	15200.	70	19972	No
127	GOM_NL__2PRFIN20051225_082658_000000362043_00379_19972_9703.N1	25-DEC-2005 08:26:58	Bright	35.500	150	44Zet Per	2.8900	28000.	71	19972	No
128	GOM_NL__2PRFIN20051225_082910_000000352043_00379_19972_9704.N1	25-DEC-2005 08:29:10	Bright	34.500	149	45Eps Per	2.8880	30000.	69	19972	No
129	GOM_NL__2PRFIN20051225_083126_000000342043_00379_19972_9705.N1	25-DEC-2005 08:31:26	Bright	33.500	175	39Del Per	3.0100	19400.	67	19972	No
130	GOM_NL__2PRFIN20051225_083325_000000362043_00379_19972_9706.N1	25-DEC-2005 08:33:25	Bright	35.500	160	23Gam Per	2.9300	4700.0	71	19972	No
131	GOM_NL__2PRFIN20051225_084257_000000362043_00379_19972_9707.N1	25-DEC-2005 08:42:57	Bright	36.000	49	1Alp UMi	1.9900	6300.0	72	19972	No
132	GOM_NL__2PRFIN20051225_084733_000000372043_00379_19972_9708.N1	25-DEC-2005 08:47:33	Bright	37.000	60	7Bet UMi	2.0810	3950.0	74	19972	No
133	GOM_NL__2PRFIN20051225_085110_000000362043_00379_19972_9709.N1	25-DEC-2005 08:51:10	Bright	35.500	119	14Eta Dra	2.7270	4700.0	71	19972	No
134	GOM_NL__2PRFIN20051225_085304_000000522043_00379_19972_9710.N1	25-DEC-2005 08:53:04	Bright	52.000	130	23Bet Dra	2.7990	5800.0	104	19972	No
135	GOM_NL__2PRFIN20051225_085920_000000352043_00379_19972_9711.N1	25-DEC-2005 08:59:20	Bright	35.000	133	40Zet Her	2.8070	6000.0	70	19972	No
136	GOM_NL__2PRFIN20051225_090123_000000352043_00379_19972_9712.N1	25-DEC-2005 09:01:23	Bright	35.000	67	5Alp CrB	2.2210	11000.	70	19972	No
137	GOM_NL__2PRFIN20051225_090659_000000342043_00379_19972_9713.N1	25-DEC-2005 09:06:59	Bright	33.500	102	24Alp Ser	2.6000	4250.0	67	19972	No
138	GOM_NL__2PRFIN20051225_091151_000000532043_00379_19972_9714.N1	25-DEC-2005 09:11:51	Bright	53.000	104	27Bet Lib	2.6140	13100.	106	19972	No
139	GOM_NL__2PRFIN20051225_091418_000000422043_00379_19972_9715.N1	25-DEC-2005 09:14:18	Bright	42.000	122	9Alp2Lib	2.7470	9700.0	84	19972	No
140	GOM_NL__2PRFIN20051225_092059_000000412043_00379_19972_9716.N1	25-DEC-2005 09:20:59	Dark	41.000	54	5The Cen	2.0550	4500.0	82	19972	No
141	GOM_NL__2PRFIN20051225_092240_000000372043_00379_19972_9717.N1	25-DEC-2005 09:22:40	Dark	37.000	78	Alp Lup	2.3040	28000.	74	19972	No
142	GOM_NL__2PRFIN20051225_092603_000000412043_00379_19972_9718.N1	25-DEC-2005 09:26:03	Dark	40.500	4	Alp1Cen	-0.010000	5800.0	81	19972	No
143	GOM_NL__2PRFIN20051225_092933_000000392043_00380_19973_7920.N1	25-DEC-2005 09:29:33	Dark	38.500	12	Alp1Cru	0.77500	30000.	77	19973	No
144	GOM_NL__2PRFIN20051225_093502_000000412043_00380_19973_7921.N1	25-DEC-2005 09:35:02	Dark	40.500	29	Bet Car	1.6720	10200.	81	19973	No
145	GOM_NL__2PRFIN20051225_093752_000000532043_00380_19973_7922.N1	25-DEC-2005 09:37:52	Dark	53.000	41	Eps Car	1.8600	4100.0	106	19973	No
146	GOM_NL__2PRFIN20051225_094222_000000462043_00380_19973_7923.N1	25-DEC-2005 09:42:22	Dark	45.500	2	Alp Car	-0.73600	7000.0	91	19973	No
147	GOM_NL__2PRFIN20051225_094811_000000392043_00380_19973_7924.N1	25-DEC-2005 09:48:11	Straylight	39.000	108	Alp Col	2.6520	15200.	78	19973	No
148	GOM_NL__2PRFIN20051225_095254_000000412043_00380_19973_7925.N1	25-DEC-2005 09:52:54	Straylight	41.000	101	11Alp Lep	2.5820	7000.0	82	19973	No
149	GOM_NL__2PRFIN20051225_095549_000000532043_00380_19973_7926.N1	25-DEC-2005 09:55:49	Straylight	53.000	7	19Bet Ori	0.10000	14000.	106	19973	No
150	GOM_NL__2PRFIN20051225_100301_000000472043_00380_19973_7927.N1	25-DEC-2005 10:03:01	Bright	46.500	13	87Alp Tau	0.86700	3800.0	93	19973	No
151	GOM_NL__2PRFIN20051225_100532_000000362043_00380_19973_7928.N1	25-DEC-2005 10:05:32	Bright	35.500	146	25Eta Tau	2.8730	15200.	71	19973	No
152	GOM_NL__2PRFIN20051225_100734_000000372043_00380_19973_7929.N1	25-DEC-2005 10:07:34	Bright	36.500	150	44Zet Per	2.8900	28000.	73	19973	No
153	GOM_NL__2PRFIN20051225_100946_000000342043_00380_19973_7930.N1	25-DEC-2005 10:09:46	Bright	34.000	149	45Eps Per	2.8880	30000.	68	19973	No
154	GOM_NL__2PRFIN20051225_101202_000000352043_00380_19973_7931.N1	25-DEC-2005 10:12:02	Bright	34.500	175	39Del Per	3.0100	19400.	69	19973	No
155	GOM_NL__2PRFIN20051225_101401_000000362043_00380_19973_7932.N1	25-DEC-2005 10:14:01	Bright	36.000	160	23Gam Per	2.9300	4700.0	72	19973	No
156	GOM_NL__2PRFIN20051225_102333_000000372043_00380_19973_7933.N1	25-DEC-2005 10:23:33	Bright	36.500	49	1Alp UMi	1.9900	6300.0	73	19973	No
157	GOM_NL__2PRFIN20051225_102809_000000382043_00380_19973_7934.N1	25-DEC-2005 10:28:09	Bright	38.000	60	7Bet UMi	2.0810	3950.0	76	19973	No
158	GOM_NL__2PRFIN20051225_103146_000000362043_00380_19973_7935.N1	25-DEC-2005 10:31:46	Bright	35.500	119	14Eta Dra	2.7270	4700.0	71	19973	No
159	GOM_NL__2PRFIN20051225_103340_000000522043_00380_19973_7936.N1	25-DEC-2005 10:33:40	Bright	52.000	130	23Bet Dra	2.7990	5800.0	104	19973	No
160	GOM_NL__2PRFIN20051225_103956_000000342043_00380_19973_7937.N1	25-DEC-2005 10:39:56	Bright	34.000	133	40Zet Her	2.8070	6000.0	68	19973	No

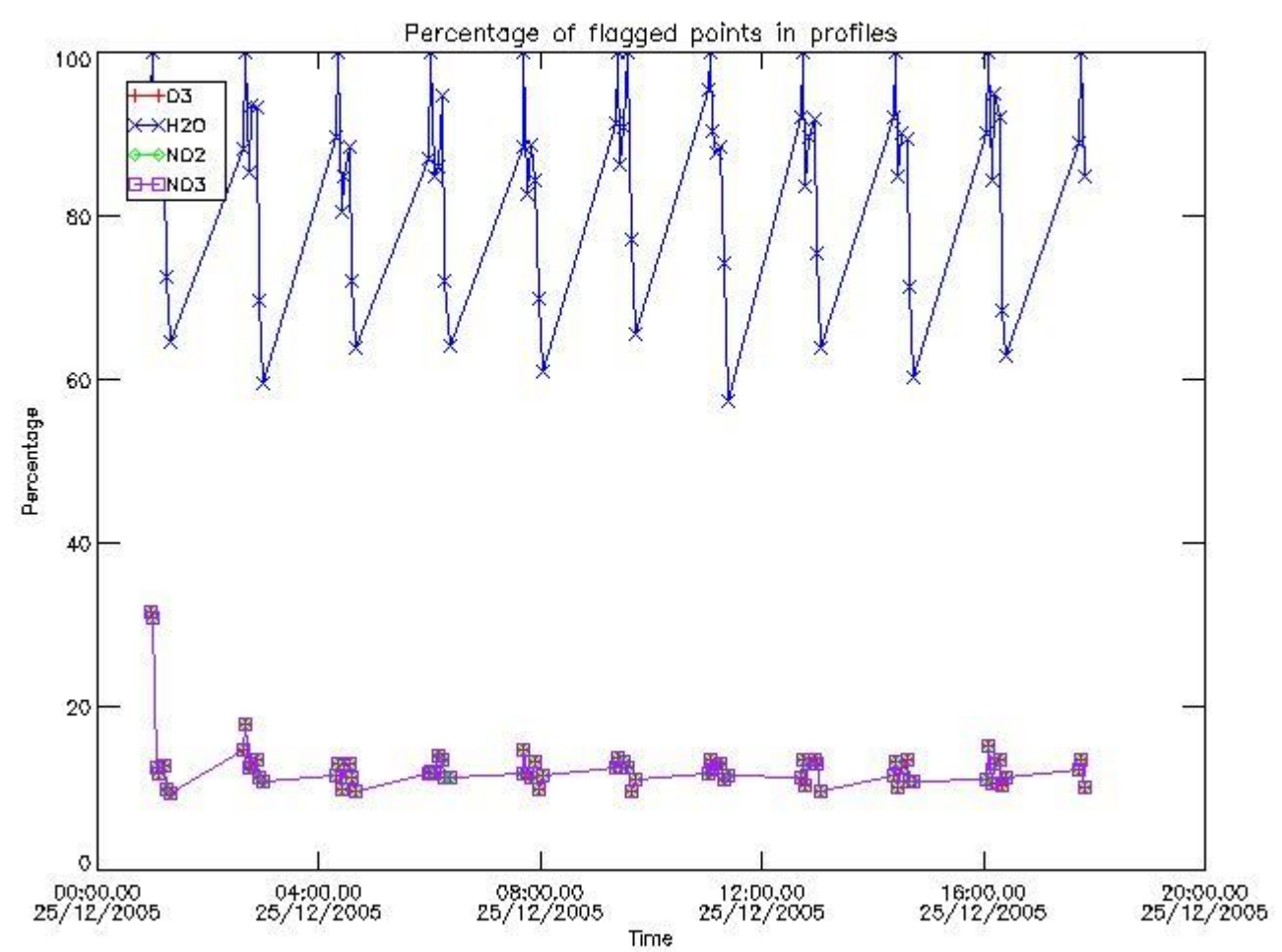
161	GOM_NL__2PRFIN20051225_104159_000000352043_00380_19973_7938.N1	25-DEC-2005 10:41:59	Bright	35.000	67	5Alp CrB	2.2210	11000.	70	19973	No
162	GOM_NL__2PRFIN20051225_104735_000000342043_00380_19973_7939.N1	25-DEC-2005 10:47:35	Bright	34.000	102	24Alp Ser	2.6000	4250.0	68	19973	No
163	GOM_NL__2PRFIN20051225_105227_000000362043_00380_19973_7940.N1	25-DEC-2005 10:52:27	Bright	35.500	104	27Bet Lib	2.6140	13100.	71	19973	No
164	GOM_NL__2PRFIN20051225_105454_000000422043_00380_19973_7941.N1	25-DEC-2005 10:54:54	Bright	41.500	122	9Alp2Lib	2.7470	9700.0	83	19973	No
165	GOM_NL__2PRFIN20051225_110135_000000442043_00380_19973_7942.N1	25-DEC-2005 11:01:35	Dark	43.500	54	5The Cen	2.0550	4500.0	87	19973	No
166	GOM_NL__2PRFIN20051225_110316_000000382043_00380_19973_7943.N1	25-DEC-2005 11:03:16	Dark	37.500	78	Alp Lup	2.3040	28000.	75	19973	No
167	GOM_NL__2PRFIN20051225_110639_000000422043_00380_19973_7944.N1	25-DEC-2005 11:06:39	Dark	41.500	4	Alp1Cen	-0.010000	5800.0	83	19973	No
168	GOM_NL__2PRFIN20051225_111009_000000412043_00381_19974_7900.N1	25-DEC-2005 11:10:09	Dark	41.000	12	Alp1Cru	0.77500	30000.	82	19974	No
169	GOM_NL__2PRFIN20051225_111539_000000392043_00381_19974_7901.N1	25-DEC-2005 11:15:39	Dark	39.000	29	Bet Car	1.6720	10200.	78	19974	No
170	GOM_NL__2PRFIN20051225_111828_000000512043_00381_19974_7902.N1	25-DEC-2005 11:18:28	Dark	51.000	41	Eps Car	1.8600	4100.0	102	19974	No
171	GOM_NL__2PRFIN20051225_112258_000000492043_00381_19974_7903.N1	25-DEC-2005 11:22:58	Dark	48.500	2	Alp Car	-0.73600	7000.0	97	19974	No
172	GOM_NL__2PRFIN20051225_112847_000000402043_00381_19974_7904.N1	25-DEC-2005 11:28:47	Straylight	39.500	108	Alp Col	2.6520	15200.	79	19974	No
173	GOM_NL__2PRFIN20051225_113330_000000442043_00381_19974_7905.N1	25-DEC-2005 11:33:30	Straylight	44.000	101	11Alp Lep	2.5820	7000.0	88	19974	No
174	GOM_NL__2PRFIN20051225_113625_000000472043_00381_19974_7906.N1	25-DEC-2005 11:36:25	Straylight	46.500	7	19Bet Ori	0.10000	14000.	93	19974	No
175	GOM_NL__2PRFIN20051225_114337_000000432043_00381_19974_7907.N1	25-DEC-2005 11:43:37	Bright	43.000	13	87Alp Tau	0.86700	3800.0	86	19974	No
176	GOM_NL__2PRFIN20051225_114608_000000352043_00381_19974_7908.N1	25-DEC-2005 11:46:08	Bright	35.000	146	25Eta Tau	2.8730	15200.	70	19974	No
177	GOM_NL__2PRFIN20051225_114810_000000342043_00381_19974_7909.N1	25-DEC-2005 11:48:10	Bright	33.500	150	44Zet Per	2.8900	28000.	67	19974	No
178	GOM_NL__2PRFIN20051225_115022_000000342043_00381_19974_7910.N1	25-DEC-2005 11:50:22	Bright	33.500	149	45Eps Per	2.8880	30000.	67	19974	No
179	GOM_NL__2PRFIN20051225_115238_000000342043_00381_19974_7911.N1	25-DEC-2005 11:52:38	Bright	34.000	175	39Del Per	3.0100	19400.	68	19974	No
180	GOM_NL__2PRFIN20051225_115437_000000372043_00381_19974_7912.N1	25-DEC-2005 11:54:37	Bright	36.500	160	23Gam Per	2.9300	4700.0	73	19974	No
181	GOM_NL__2PRFIN20051225_120409_000000362043_00381_19974_7913.N1	25-DEC-2005 12:04:09	Bright	35.500	49	1Alp UMi	1.9900	6300.0	71	19974	No
182	GOM_NL__2PRFIN20051225_120845_000000382043_00381_19974_7914.N1	25-DEC-2005 12:08:45	Bright	38.000	60	7Bet UMi	2.0810	3950.0	76	19974	No
183	GOM_NL__2PRFIN20051225_121222_000000362043_00381_19974_7915.N1	25-DEC-2005 12:12:22	Bright	35.500	119	14Eta Dra	2.7270	4700.0	71	19974	No
184	GOM_NL__2PRFIN20051225_121416_000000352043_00381_19974_7916.N1	25-DEC-2005 12:14:16	Bright	34.500	130	23Bet Dra	2.7990	5800.0	69	19974	No
185	GOM_NL__2PRFIN20051225_122032_000000332043_00381_19974_7917.N1	25-DEC-2005 12:20:32	Bright	33.000	133	40Zet Her	2.8070	6000.0	66	19974	No
186	GOM_NL__2PRFIN20051225_122235_000000362043_00381_19974_7918.N1	25-DEC-2005 12:22:35	Bright	36.000	67	5Alp CrB	2.2210	11000.	72	19974	No
187	GOM_NL__2PRFIN20051225_122811_000000342043_00381_19974_7919.N1	25-DEC-2005 12:28:11	Bright	34.000	102	24Alp Ser	2.6000	4250.0	68	19974	No
188	GOM_NL__2PRFIN20051225_123303_000000532043_00381_19974_7920.N1	25-DEC-2005 12:33:03	Bright	53.000	104	27Bet Lib	2.6140	13100.	106	19974	No
189	GOM_NL__2PRFIN20051225_123531_000000412043_00381_19974_7921.N1	25-DEC-2005 12:35:31	Bright	41.000	122	9Alp2Lib	2.7470	9700.0	82	19974	No
190	GOM_NL__2PRFIN20051225_124212_000000452043_00381_19974_7922.N1	25-DEC-2005 12:42:12	Dark	45.000	54	5The Cen	2.0550	4500.0	90	19974	No
191	GOM_NL__2PRFIN20051225_124352_000000382043_00381_19974_7923.N1	25-DEC-2005 12:43:52	Dark	37.500	78	Alp Lup	2.3040	28000.	75	19974	No
192	GOM_NL__2PRFIN20051225_124715_000000492043_00381_19974_7924.N1	25-DEC-2005 12:47:15	Dark	49.000	4	Alp1Cen	-0.010000	5800.0	98	19974	No
193	GOM_NL__2PRFIN20051225_125045_000000392043_00382_19975_7898.N1	25-DEC-2005 12:50:45	Dark	39.000	12	Alp1Cru	0.77500	30000.	78	19975	No
194	GOM_NL__2PRFIN20051225_125615_000000382043_00382_19975_7899.N1	25-DEC-2005 12:56:15	Dark	37.500	29	Bet Car	1.6720	10200.	75	19975	No
195	GOM_NL__2PRFIN20051225_125904_000000432043_00382_19975_7900.N1	25-DEC-2005 12:59:04	Dark	43.000	41	Eps Car	1.8600	4100.0	86	19975	No
196	GOM_NL__2PRFIN20051225_130334_000000532043_00382_19975_7901.N1	25-DEC-2005 13:03:34	Dark	53.000	2	Alp Car	-0.73600	7000.0	106	19975	No
197	GOM_NL__2PRFIN20051225_130923_000000402043_00382_19975_7902.N1	25-DEC-2005 13:09:23	Straylight	39.500	108	Alp Col	2.6520	15200.	79	19975	No
198	GOM_NL__2PRFIN20051225_131406_000000412043_00382_19975_7903.N1	25-DEC-2005 13:14:06	Straylight	40.500	101	11Alp Lep	2.5820	7000.0	81	19975	No
199	GOM_NL__2PRFIN20051225_131701_000000432043_00382_19975_7904.N1	25-DEC-2005 13:17:01	Straylight	43.000	7	19Bet Ori	0.10000	14000.	86	19975	No
200	GOM_NL__2PRFIN20051225_132413_000000452043_00382_19975_7905.N1	25-DEC-2005 13:24:13	Bright	45.000	13	87Alp Tau	0.86700	3800.0	90	19975	No
201	GOM_NL__2PRFIN20051225_132644_000000352043_00382_19975_7906.N1	25-DEC-2005 13:26:44	Bright	34.500	146	25Eta Tau	2.8730	15200.	69	19975	No
202	GOM_NL__2PRFIN20051225_132846_000000362043_00382_19975_7907.N1	25-DEC-2005 13:28:46	Bright	35.500	150	44Zet Per	2.8900	28000.	71	19975	No
203	GOM_NL__2PRFIN20051225_133058_000000352043_00382_19975_7908.N1	25-DEC-2005 13:30:58	Bright	35.000	149	45Eps Per	2.8880	30000.	70	19975	No
204	GOM_NL__2PRFIN20051225_133314_000000342043_00382_19975_7909.N1	25-DEC-2005 13:33:14	Bright	34.000	175	39Del Per	3.0100	19400.	68	19975	No
205	GOM_NL__2PRFIN20051225_133513_000000352043_00382_19975_7910.N1	25-DEC-2005 13:35:13	Bright	34.500	160	23Gam Per	2.9300	4700.0	69	19975	No
206	GOM_NL__2PRFIN20051225_134445_000000362043_00382_19975_7911.N1	25-DEC-2005 13:44:45	Bright	35.500	49	1Alp UMi	1.9900	6300.0	71	19975	No
207	GOM_NL__2PRFIN20051225_134920_000000332043_00382_19975_7912.N1	25-DEC-2005 13:49:20	Bright	33.000	60	7Bet UMi	2.0810	3950.0	66	19975	No
208	GOM_NL__2PRFIN20051225_135258_000000352043_00382_19975_7913.N1	25-DEC-2005 13:52:58	Bright	35.000	119	14Eta Dra	2.7270	4700.0	70	19975	No
209	GOM_NL__2PRFIN20051225_135452_000000362043_00382_19975_7914.N1	25-DEC-2005 13:54:52	Bright	35.500	130	23Bet Dra	2.7990	5800.0	71	19975	No
210	GOM_NL__2PRFIN20051225_140108_000000332043_00382_19975_7915.N1	25-DEC-2005 14:01:08	Bright	33.000	133	40Zet Her	2.8070	6000.0	66	19975	No
211	GOM_NL__2PRFIN20051225_140311_000000372043_00382_19975_7916.N1	25-DEC-2005 14:03:11	Bright	36.500	67	5Alp CrB	2.2210	11000.	73	19975	No
212	GOM_NL__2PRFIN20051225_140848_000000342043_00382_19975_7917.N1	25-DEC-2005 14:08:48	Bright	34.000	102	24Alp Ser	2.6000	4250.0	68	19975	No
213	GOM_NL__2PRFIN20051225_141339_000000362043_00382_19975_7918.N1	25-DEC-2005 14:13:39	Bright	35.500	104	27Bet Lib	2.6140	13100.	71	19975	No
214	GOM_NL__2PRFIN20051225_141607_000000402043_00382_19975_7919.N1	25-DEC-2005 14:16:07	Bright	39.500	122	9Alp2Lib	2.7470	9700.0	79	19975	No
215	GOM_NL__2PRFIN20051225_142248_000000452043_00382_19975_7920.N1	25-DEC-2005 14:22:48	Dark	44.500	54	5The Cen	2.0550	4500.0	89	19975	No
216	GOM_NL__2PRFIN20051225_142428_000000392043_00382_19975_7921.N1	25-DEC-2005 14:24:28	Dark	38.500	78	Alp Lup	2.3040	28000.	77	19975	No
217	GOM_NL__2PRFIN20051225_142751_000000502043_00382_19975_7922.N1	25-DEC-2005 14:27:51	Dark	50.000	4	Alp1Cen	-0.010000	5800.0	100	19975	No
218	GOM_NL__2PRFIN20051225_143122_000000412043_00383_19976_9715.N1	25-DEC-2005 14:31:22	Dark	41.000	12	Alp1Cru	0.77500	30000.	82	19976	No
219	GOM_NL__2PRFIN20051225_143651_000000382043_00383_19976_9716.N1	25-DEC-2005 14:36:51	Dark	38.000	29	Bet Car	1.6720	10200.	76	19976	No

220	GOM_NL__2PRFIN20051225_143941_000000482043_00383_19976_9717.N1	25-DEC-2005 14:39:41	Dark	47.500	41	Eps Car	1.8600	4100.0	95	19976	No
221	GOM_NL__2PRFIN20051225_144410_000000472043_00383_19976_9718.N1	25-DEC-2005 14:44:10	Dark	47.000	2	Alp Car	-0.73600	7000.0	94	19976	No
222	GOM_NL__2PRFIN20051225_144959_000000412043_00383_19976_9719.N1	25-DEC-2005 14:49:59	Straylight	41.000	108	Alp Col	2.6520	15200.	82	19976	No
223	GOM_NL__2PRFIN20051225_145442_000000432043_00383_19976_9720.N1	25-DEC-2005 14:54:42	Straylight	43.000	101	11Alp Lep	2.5820	7000.0	86	19976	No
224	GOM_NL__2PRFIN20051225_145737_000000472043_00383_19976_9721.N1	25-DEC-2005 14:57:37	Straylight	47.000	7	19Bet Ori	0.10000	14000.	94	19976	No
225	GOM_NL__2PRFIN20051225_150449_000000522043_00383_19976_9722.N1	25-DEC-2005 15:04:49	Bright	52.000	13	87Alp Tau	0.86700	3800.0	104	19976	No
226	GOM_NL__2PRFIN20051225_150720_000000372043_00383_19976_9723.N1	25-DEC-2005 15:07:20	Bright	36.500	146	25Eta Tau	2.8730	15200.	73	19976	No
227	GOM_NL__2PRFIN20051225_150922_000000362043_00383_19976_9724.N1	25-DEC-2005 15:09:22	Bright	35.500	150	44Zet Per	2.8900	28000.	71	19976	No
228	GOM_NL__2PRFIN20051225_151134_000000342043_00383_19976_9725.N1	25-DEC-2005 15:11:34	Bright	34.000	149	45Eps Per	2.8880	30000.	68	19976	No
229	GOM_NL__2PRFIN20051225_151350_000000342043_00383_19976_9726.N1	25-DEC-2005 15:13:50	Bright	34.000	175	39Del Per	3.0100	19400.	68	19976	No
230	GOM_NL__2PRFIN20051225_151549_000000352043_00383_19976_9727.N1	25-DEC-2005 15:15:49	Bright	35.000	160	23Gam Per	2.9300	4700.0	70	19976	No
231	GOM_NL__2PRFIN20051225_152520_000000352043_00383_19976_9728.N1	25-DEC-2005 15:25:20	Bright	34.500	49	1Alp UMi	1.9900	6300.0	69	19976	No
232	GOM_NL__2PRFIN20051225_152956_000000392043_00383_19976_9729.N1	25-DEC-2005 15:29:56	Bright	39.000	60	7Bet UMi	2.0810	3950.0	78	19976	No
233	GOM_NL__2PRFIN20051225_153334_000000372043_00383_19976_9730.N1	25-DEC-2005 15:33:34	Bright	36.500	119	14Eta Dra	2.7270	4700.0	73	19976	No
234	GOM_NL__2PRFIN20051225_153528_000000422043_00383_19976_9731.N1	25-DEC-2005 15:35:28	Bright	42.000	130	23Bet Dra	2.7990	5800.0	84	19976	No
235	GOM_NL__2PRFIN20051225_154144_000000342043_00383_19976_9732.N1	25-DEC-2005 15:41:44	Bright	33.500	133	40Zet Her	2.8070	6000.0	67	19976	No
236	GOM_NL__2PRFIN20051225_154347_000000352043_00383_19976_9733.N1	25-DEC-2005 15:43:47	Bright	34.500	67	5Alp CrB	2.2210	11000.	69	19976	No
237	GOM_NL__2PRFIN20051225_154924_000000342043_00383_19976_9734.N1	25-DEC-2005 15:49:24	Bright	34.000	102	24Alp Ser	2.6000	4250.0	68	19976	No
238	GOM_NL__2PRFIN20051225_155416_000000352043_00383_19976_9735.N1	25-DEC-2005 15:54:16	Bright	35.000	104	27Bet Lib	2.6140	13100.	70	19976	No
239	GOM_NL__2PRFIN20051225_155643_000000422043_00383_19976_9736.N1	25-DEC-2005 15:56:43	Bright	41.500	122	9Alp2Lib	2.7470	9700.0	83	19976	No
240	GOM_NL__2PRFIN20051225_160325_000000462043_00383_19976_9737.N1	25-DEC-2005 16:03:25	Dark	46.000	54	5The Cen	2.0550	4500.0	92	19976	No
241	GOM_NL__2PRFIN20051225_160505_000000372043_00383_19976_9738.N1	25-DEC-2005 16:05:05	Dark	37.000	78	Alp Lup	2.3040	28000.	74	19976	No
242	GOM_NL__2PRFIN20051225_160827_000000492043_00383_19976_9739.N1	25-DEC-2005 16:08:27	Dark	48.500	4	Alp1Cen	-0.010000	5800.0	97	19976	No
243	GOM_NL__2PRFIN20051225_161158_000000402043_00384_19977_9715.N1	25-DEC-2005 16:11:58	Dark	39.500	12	Alp1Cru	0.77500	30000.	79	19977	No
244	GOM_NL__2PRFIN20051225_161727_000000382043_00384_19977_9716.N1	25-DEC-2005 16:17:27	Dark	38.000	29	Bet Car	1.6720	10200.	76	19977	No
245	GOM_NL__2PRFIN20051225_162017_000000502043_00384_19977_9717.N1	25-DEC-2005 16:20:17	Dark	49.500	41	Eps Car	1.8600	4100.0	99	19977	No
246	GOM_NL__2PRFIN20051225_162447_000000492043_00384_19977_9718.N1	25-DEC-2005 16:24:47	Dark	48.500	2	Alp Car	-0.73600	7000.0	97	19977	No
247	GOM_NL__2PRFIN20051225_163035_000000402043_00384_19977_9719.N1	25-DEC-2005 16:30:35	Straylight	40.000	108	Alp Col	2.6520	15200.	80	19977	No
248	GOM_NL__2PRFIN20051225_163519_000000442043_00384_19977_9720.N1	25-DEC-2005 16:35:19	Straylight	43.500	101	11Alp Lep	2.5820	7000.0	87	19977	No
249	GOM_NL__2PRFIN20051225_163813_000000502043_00384_19977_9721.N1	25-DEC-2005 16:38:13	Straylight	50.000	7	19Bet Ori	0.10000	14000.	100	19977	No
250	GOM_NL__2PRFIN20051225_164525_000000522043_00384_19977_9722.N1	25-DEC-2005 16:45:25	Bright	51.500	13	87Alp Tau	0.86700	3800.0	103	19977	No
251	GOM_NL__2PRFIN20051225_164756_000000362043_00384_19977_9723.N1	25-DEC-2005 16:47:56	Bright	35.500	146	25Eta Tau	2.8730	15200.	71	19977	No
252	GOM_NL__2PRFIN20051225_164959_000000362043_00384_19977_9724.N1	25-DEC-2005 16:49:59	Bright	35.500	150	44Zet Per	2.8900	28000.	71	19977	No
253	GOM_NL__2PRFIN20051225_165210_000000342043_00384_19977_9725.N1	25-DEC-2005 16:52:10	Bright	34.000	149	45Eps Per	2.8880	30000.	68	19977	No
254	GOM_NL__2PRFIN20051225_165426_000000342043_00384_19977_9726.N1	25-DEC-2005 16:54:26	Bright	34.000	175	39Del Per	3.0100	19400.	68	19977	No
255	GOM_NL__2PRFIN20051225_165626_000000362043_00384_19977_9727.N1	25-DEC-2005 16:56:26	Bright	35.500	160	23Gam Per	2.9300	4700.0	71	19977	No
256	GOM_NL__2PRFIN20051225_170556_000000362043_00384_19977_9728.N1	25-DEC-2005 17:05:56	Bright	36.000	49	1Alp UMi	1.9900	6300.0	72	19977	No
257	GOM_NL__2PRFIN20051225_171032_000000372043_00384_19977_9729.N1	25-DEC-2005 17:10:32	Bright	37.000	60	7Bet UMi	2.0810	3950.0	74	19977	No
258	GOM_NL__2PRFIN20051225_171410_000000372043_00384_19977_9730.N1	25-DEC-2005 17:14:10	Bright	37.000	119	14Eta Dra	2.7270	4700.0	74	19977	No
259	GOM_NL__2PRFIN20051225_171604_000000372043_00384_19977_9731.N1	25-DEC-2005 17:16:04	Bright	36.500	130	23Bet Dra	2.7990	5800.0	73	19977	No
260	GOM_NL__2PRFIN20051225_172221_000000342043_00384_19977_9732.N1	25-DEC-2005 17:22:21	Bright	34.000	133	40Zet Her	2.8070	6000.0	68	19977	No
261	GOM_NL__2PRFIN20051225_172424_000000362043_00384_19977_9733.N1	25-DEC-2005 17:24:24	Bright	36.000	67	5Alp CrB	2.2210	11000.	72	19977	No
262	GOM_NL__2PRFIN20051225_173000_000000342043_00384_19977_9734.N1	25-DEC-2005 17:30:00	Bright	34.000	102	24Alp Ser	2.6000	4250.0	68	19977	No
263	GOM_NL__2PRFIN20051225_173452_000000412043_00384_19977_9735.N1	25-DEC-2005 17:34:52	Bright	40.500	104	27Bet Lib	2.6140	13100.	81	19977	No
264	GOM_NL__2PRFIN20051225_173720_000000412043_00384_19977_9736.N1	25-DEC-2005 17:37:20	Bright	41.000	122	9Alp2Lib	2.7470	9700.0	82	19977	No
265	GOM_NL__2PRFIN20051225_174401_000000462043_00384_19977_9737.N1	25-DEC-2005 17:44:01	Dark	46.000	54	5The Cen	2.0550	4500.0	92	19977	No
266	GOM_NL__2PRFIN20051225_174541_000000382043_00384_19977_9738.N1	25-DEC-2005 17:45:41	Dark	37.500	78	Alp Lup	2.3040	28000.	75	19977	No
267	GOM_NL__2PRFIN20051225_174903_000000502043_00384_19977_9739.N1	25-DEC-2005 17:49:03	Dark	49.500	4	Alp1Cen	-0.010000	5800.0	99	19977	No

3. Quality information per product

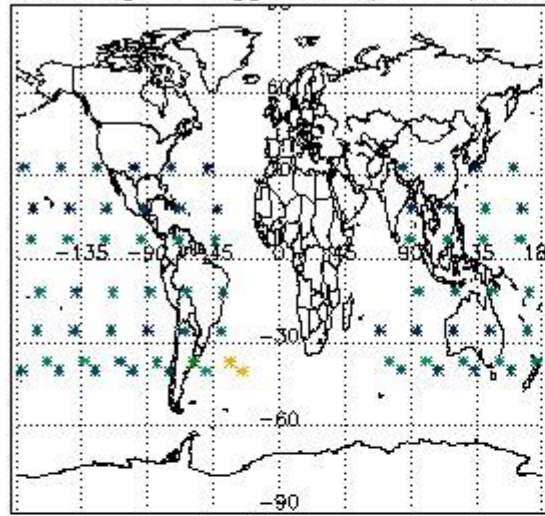
In this section it is plotted some information contained in the Quality Summary data set of the level 2 products. Only products in dark limb conditions and without errors (error flag in the MPH set to "0") are used.

3.1 Plot quality information per product (time dependant)

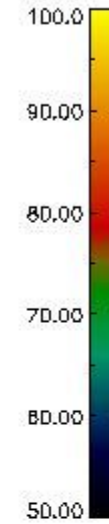
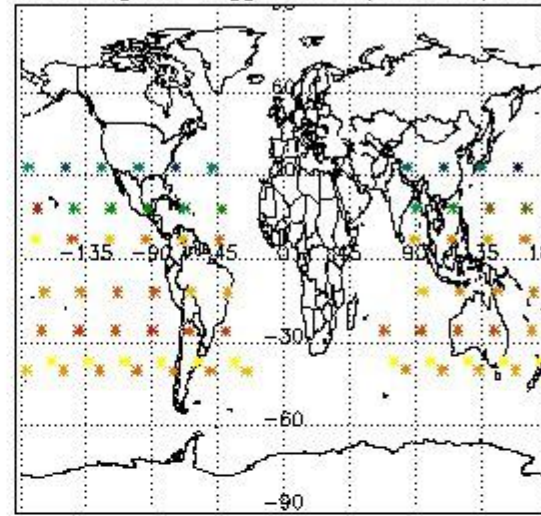


3.2 Plot quality information per product (world map)

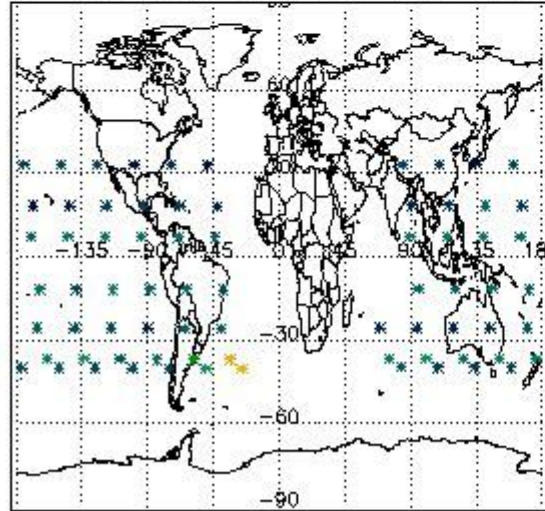
Percentage of flagged data per O3 profile



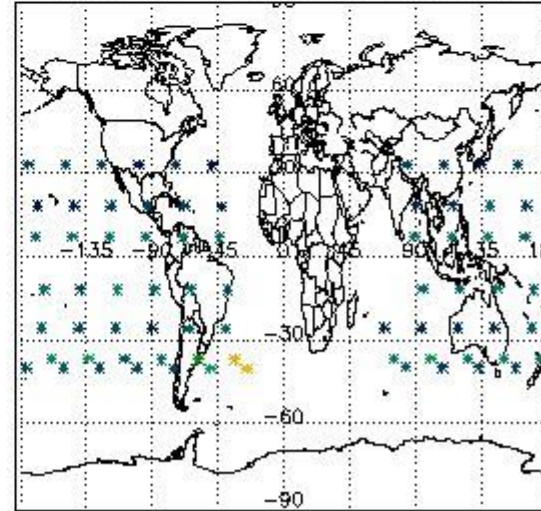
Percentage of flagged data per H2O profile



Percentage of flagged data per NO2 profile



Percentage of flagged data per NO3 profile

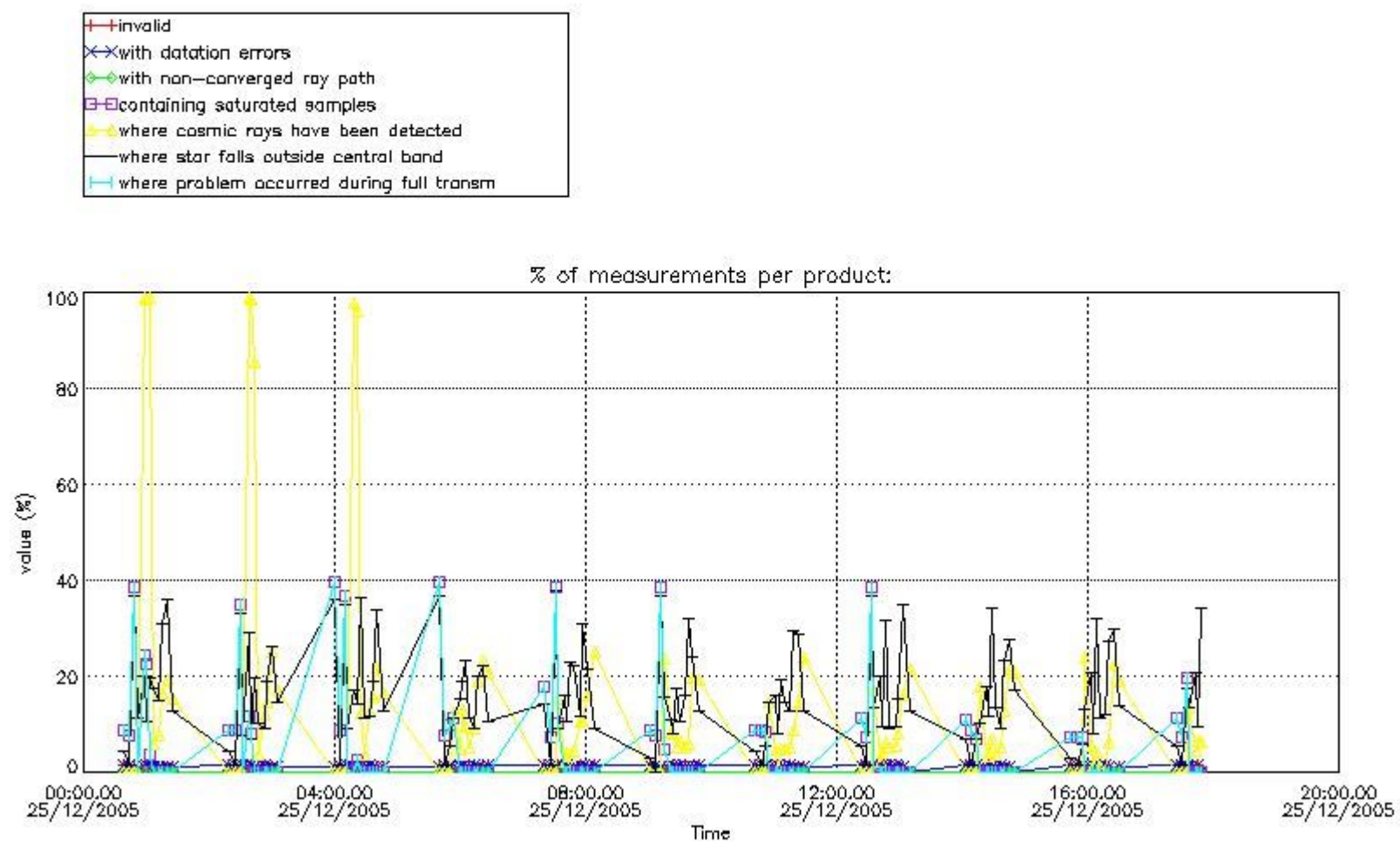


4. Level 1 quality information per product

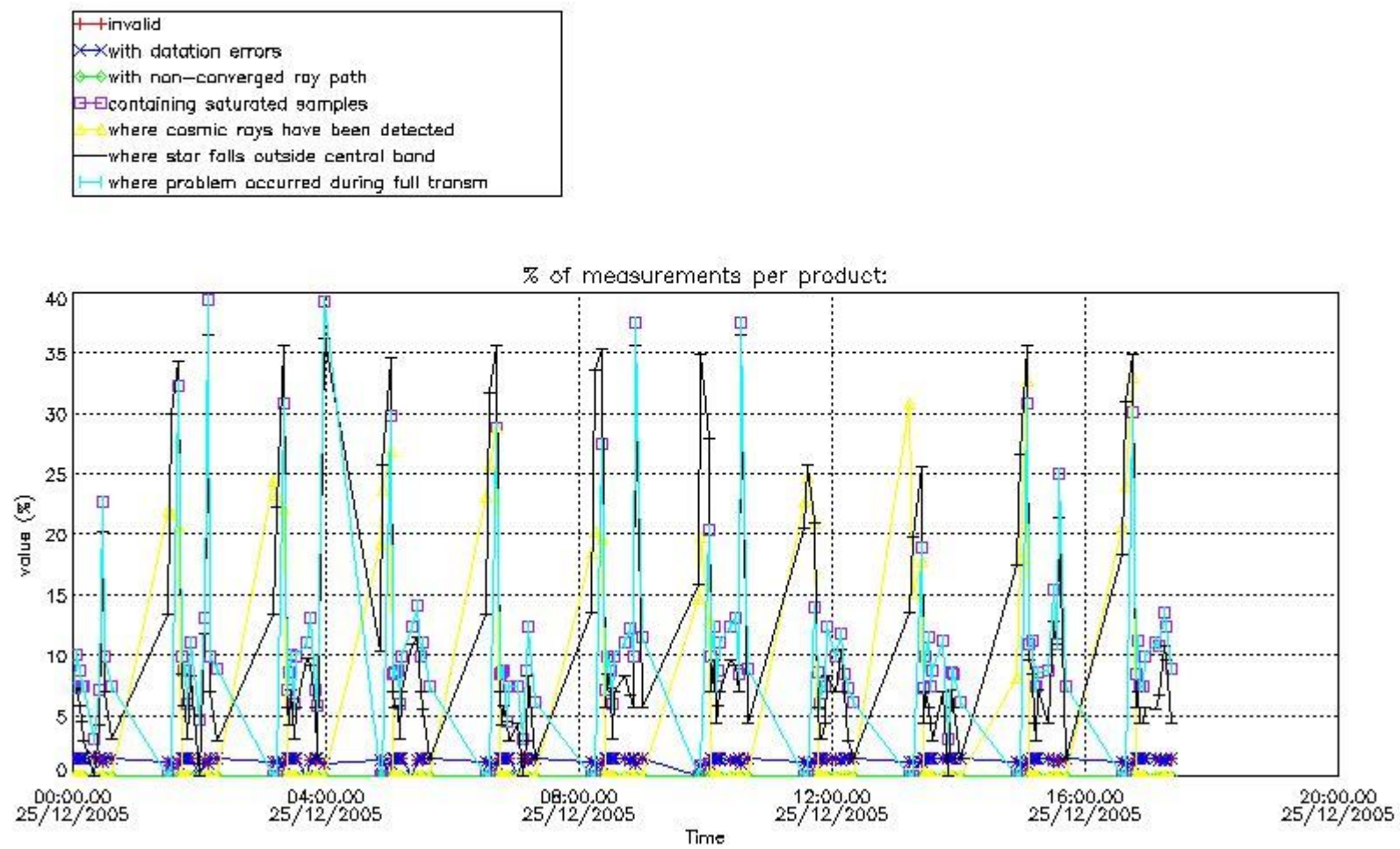
In this section it is plotted some information contained in the Quality Summary data set of the level 2 products that comes from the level 1b processing. Products without errors (error flag in the MPH set to "0") are used.

4.1 Plot quality information per product (time dependant) coming from level 1b processing

4.1.1 Plot level 1 quality information per product (time dependant): ENVISAT ASCENDING passes

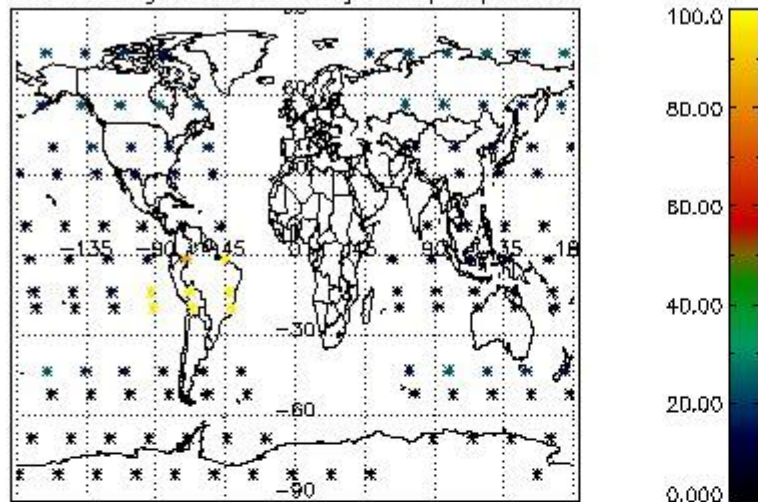


4.1.2 Plot level 1 quality information per product (time dependant): ENVI SAT DESCENDING passes

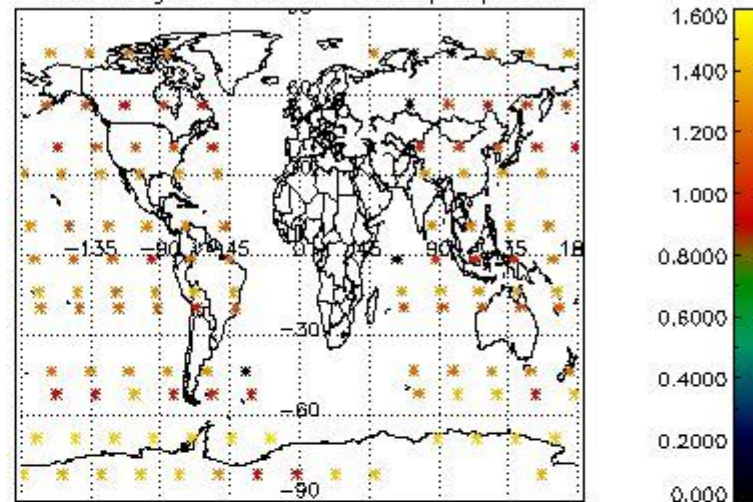


4.2 Plot quality information per product coming from level 1b processing (world map)
 4.2.1 Plot level 1 quality information per product (world map): ENVISAT ASCENDING passes

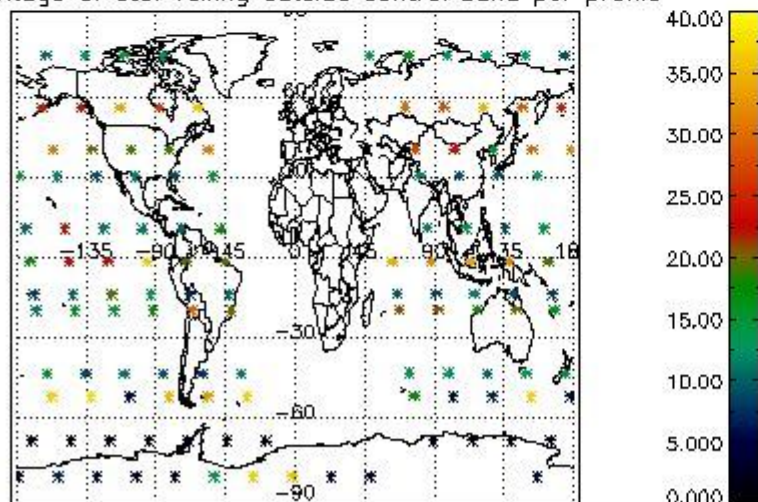
Percentage of cosmic ray hits per profile



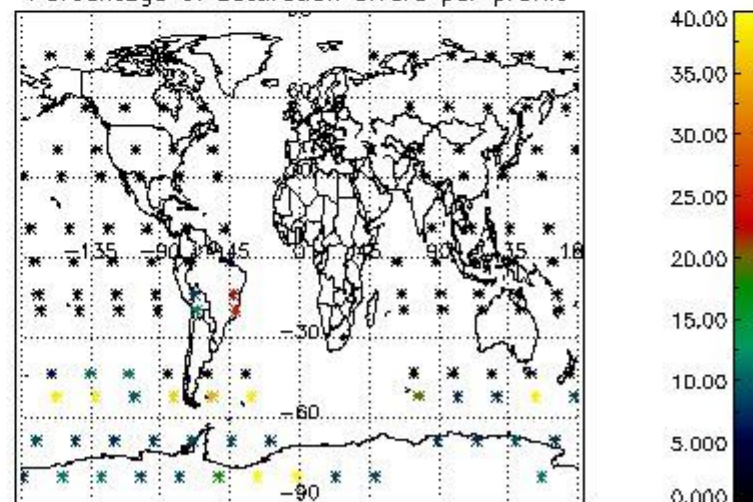
Percentage of datation errors per profile



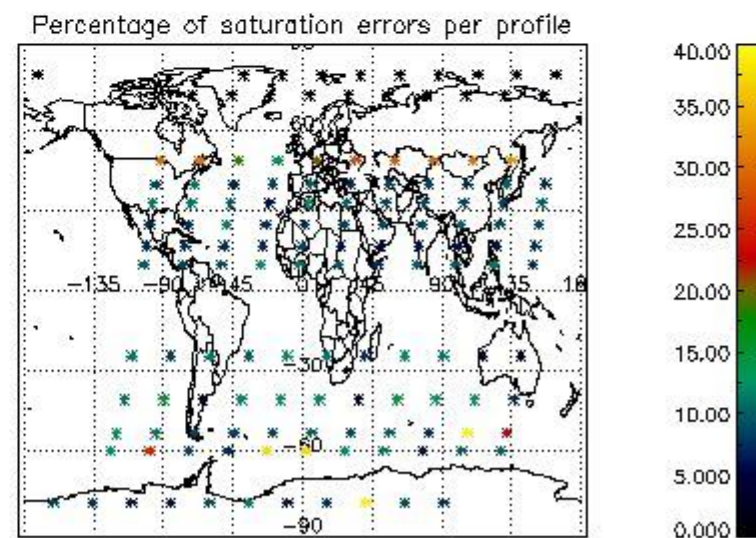
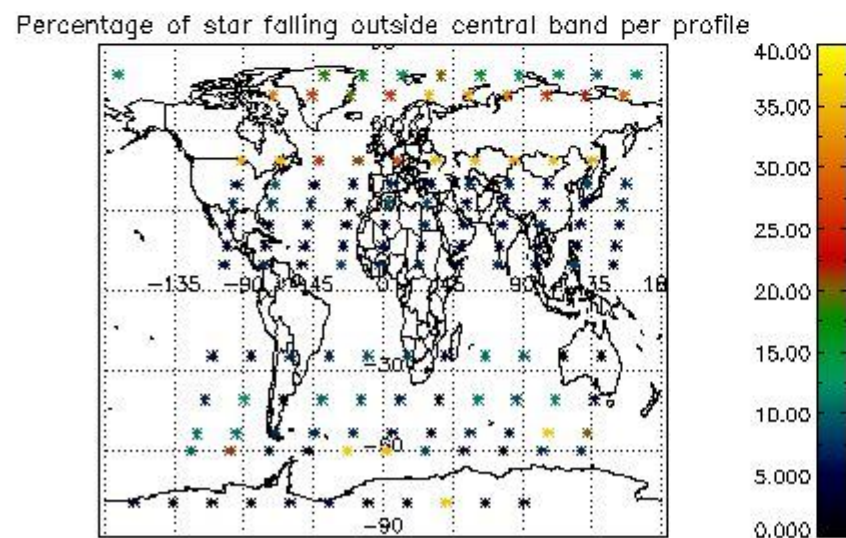
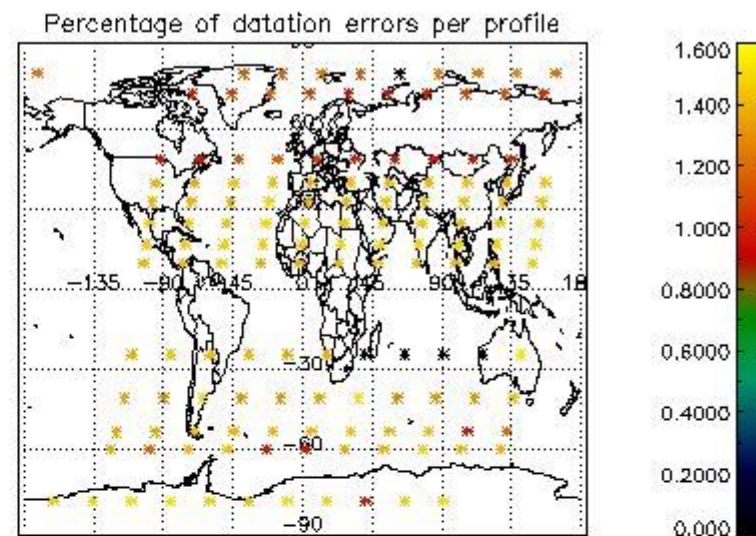
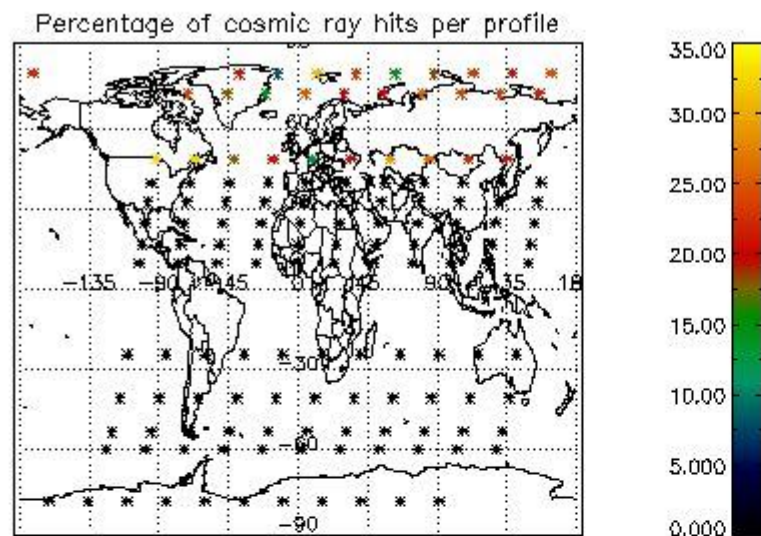
Percentage of star falling outside central band per profile



Percentage of saturation errors per profile



4.2.2 Plot level 1 quality information per product (world map): ENVISAT DESCENDING passes



5. Trace gas profiles

5.1 Ozone statistics based on quality of products

The final quality of the products can be "measured" using the STD (Standard Deviation) attached to every point profile. This information is written to the parameter GOM_NL__2P/NL_LOCAL_SPECIES_DENSITY/o3_std of the level 2 products. The table below shows the statistics for given STD ranges.

The statistics are given with respect to the overall valid production:

- Products without fatal errors: GOM_NL__2P/MPH/PRODUCT_ERR=0
- Valid point profile: GOM_NL__2P/NL_LOCAL_SPECIES_DENSITY/pcd(0)=0

The 'Criteria' is applied to valid points of dark limb products:

- Products in dark limb illumination condition: GOM_NL__2P/NL_SUMMARY_QUALITY/obs_ill_cond=0
- Products without fatal errors: GOM_NL__2P/MPH/PRODUCT_ERR=0
- Valid point profile: GOM_NL__2P/NL_LOCAL_SPECIES_DENSITY/pcd(0)=0

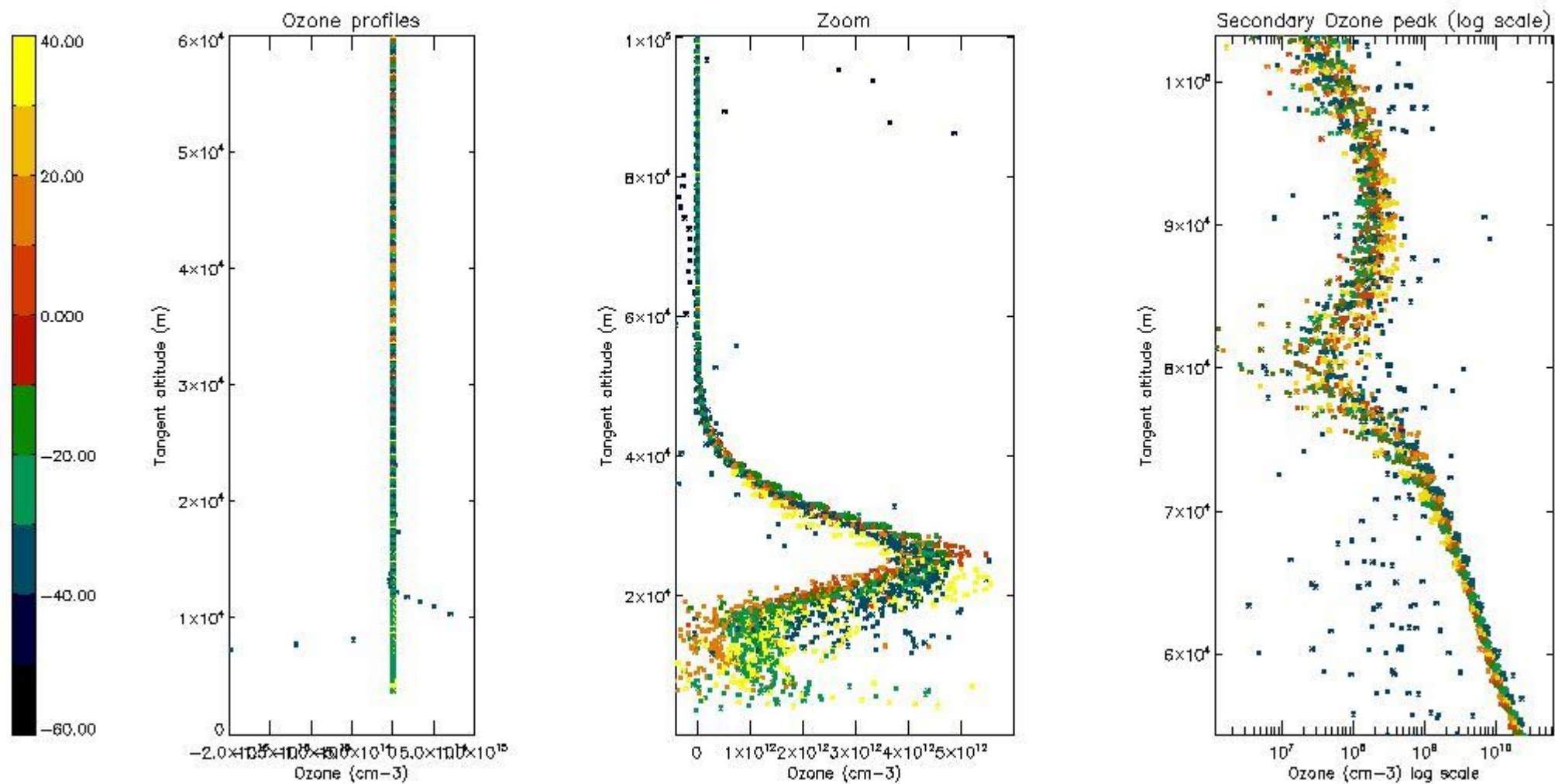
So, the table below shows the percentage of dark limb and valid observations for each criteria with respect to the overall valid daily observations.

Criteria	% of total production
All STD	31
STD < 20	18

STD < 10	15
STD < 5	10

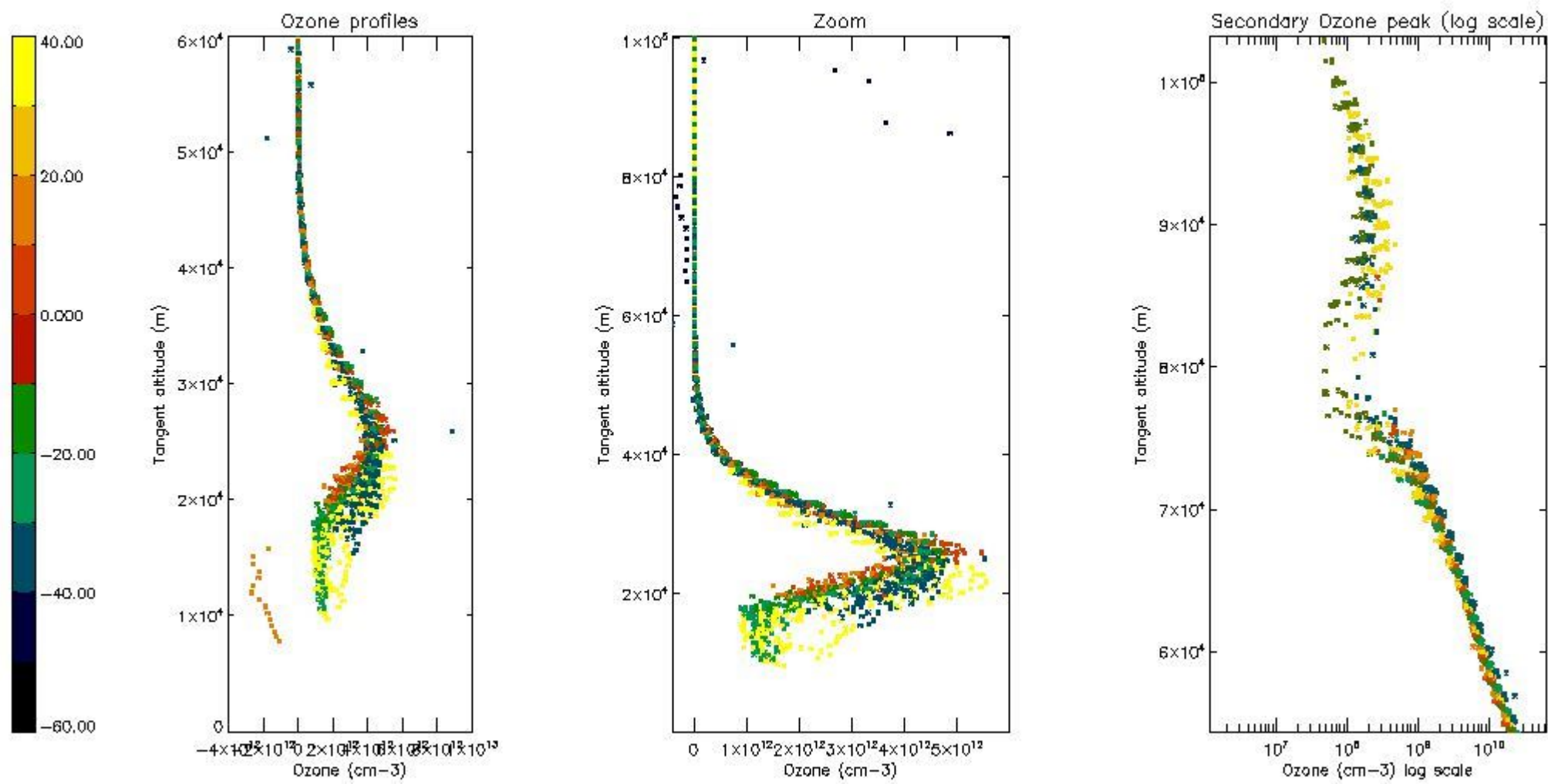
5.2 Plot ozone profiles for all STD (dark without errors)

The colorbar represents the latitude.



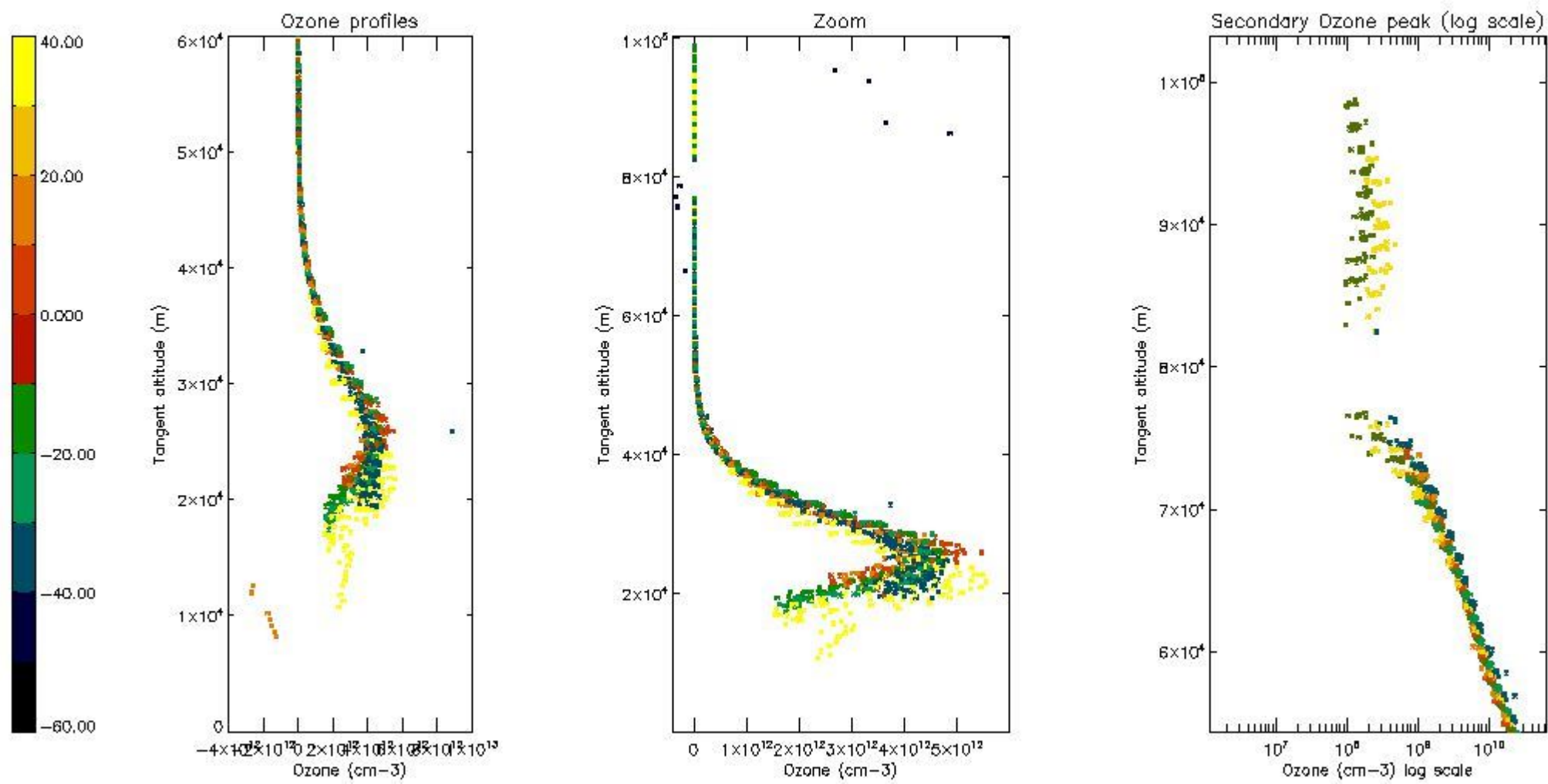
5.3 Plot ozone profiles where STD < 20% (dark without errors)

The colorbar represents the latitude.



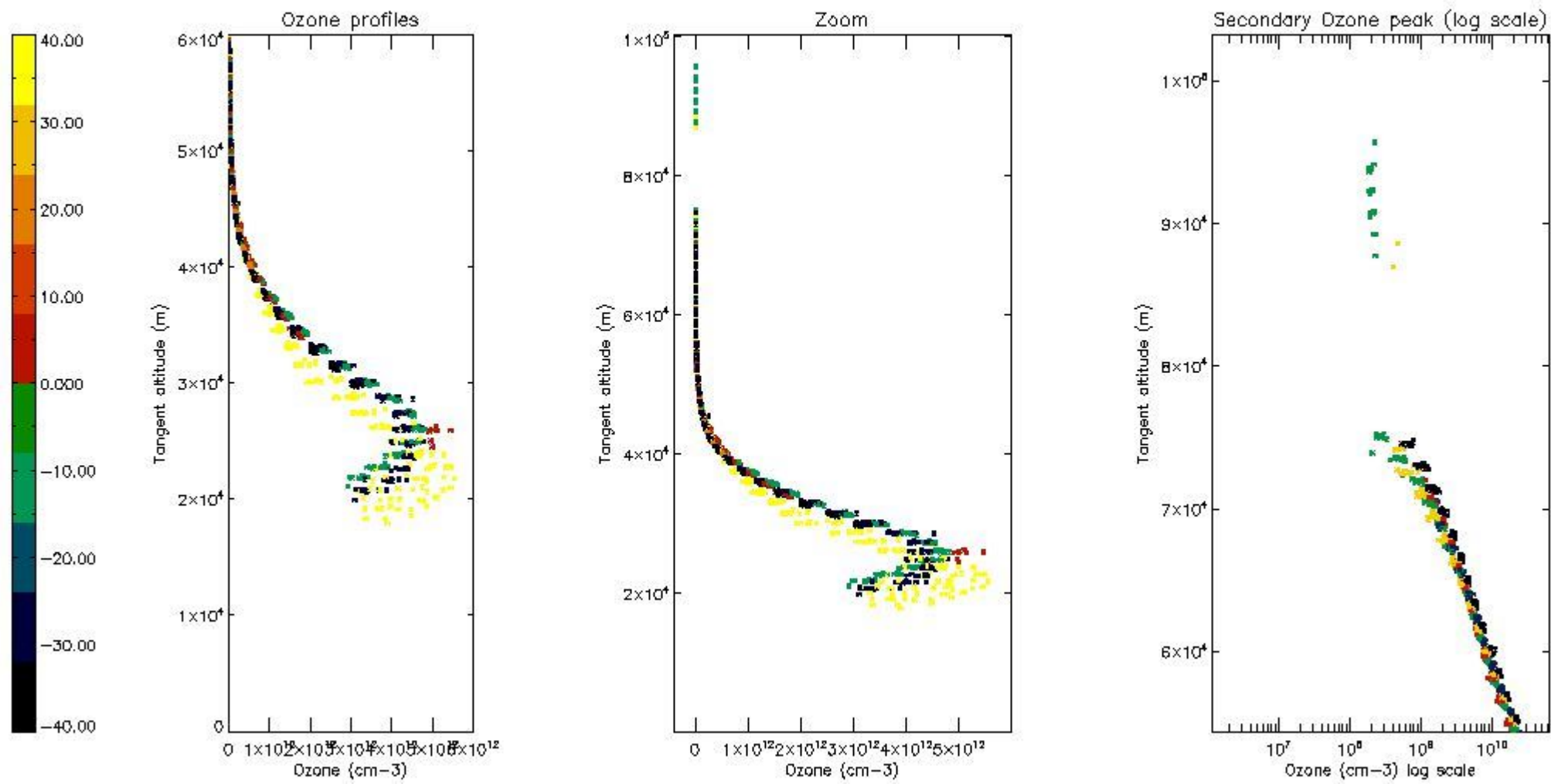
5.4 Plot ozone profiles where STD < 10% (dark without errors)

The colorbar represents the latitude.



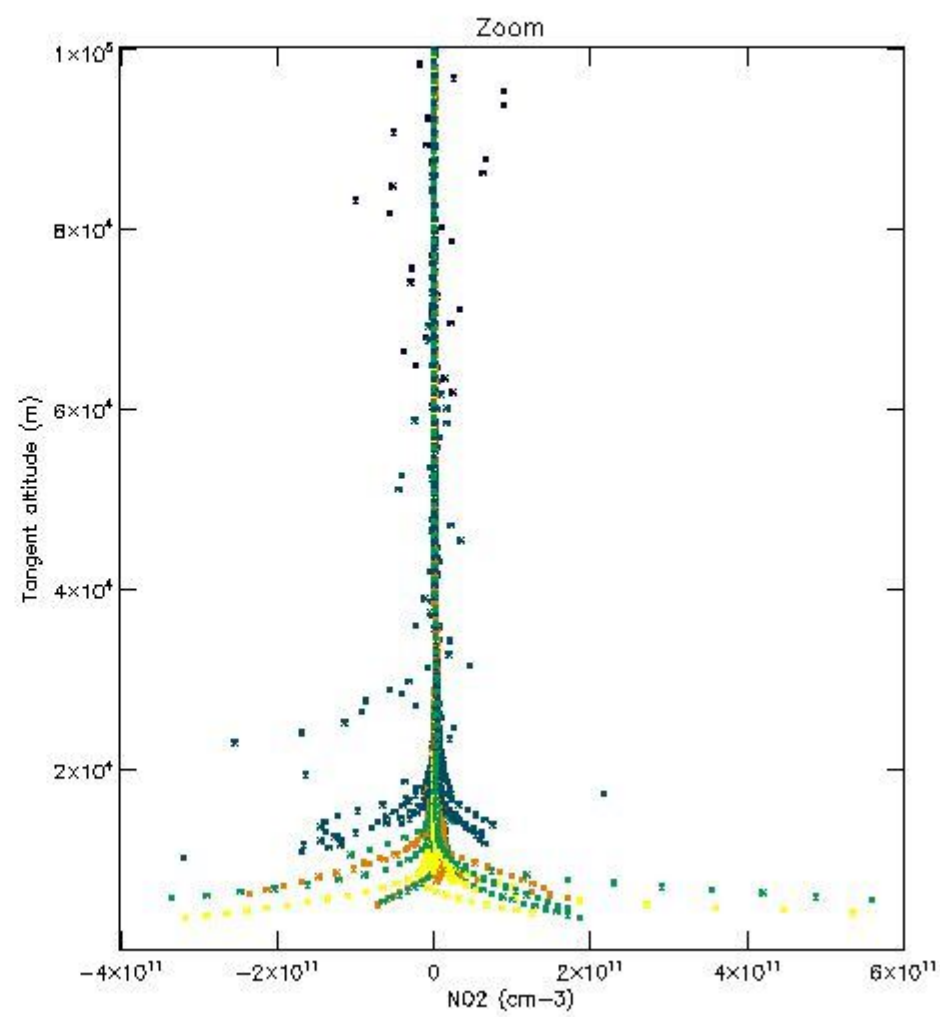
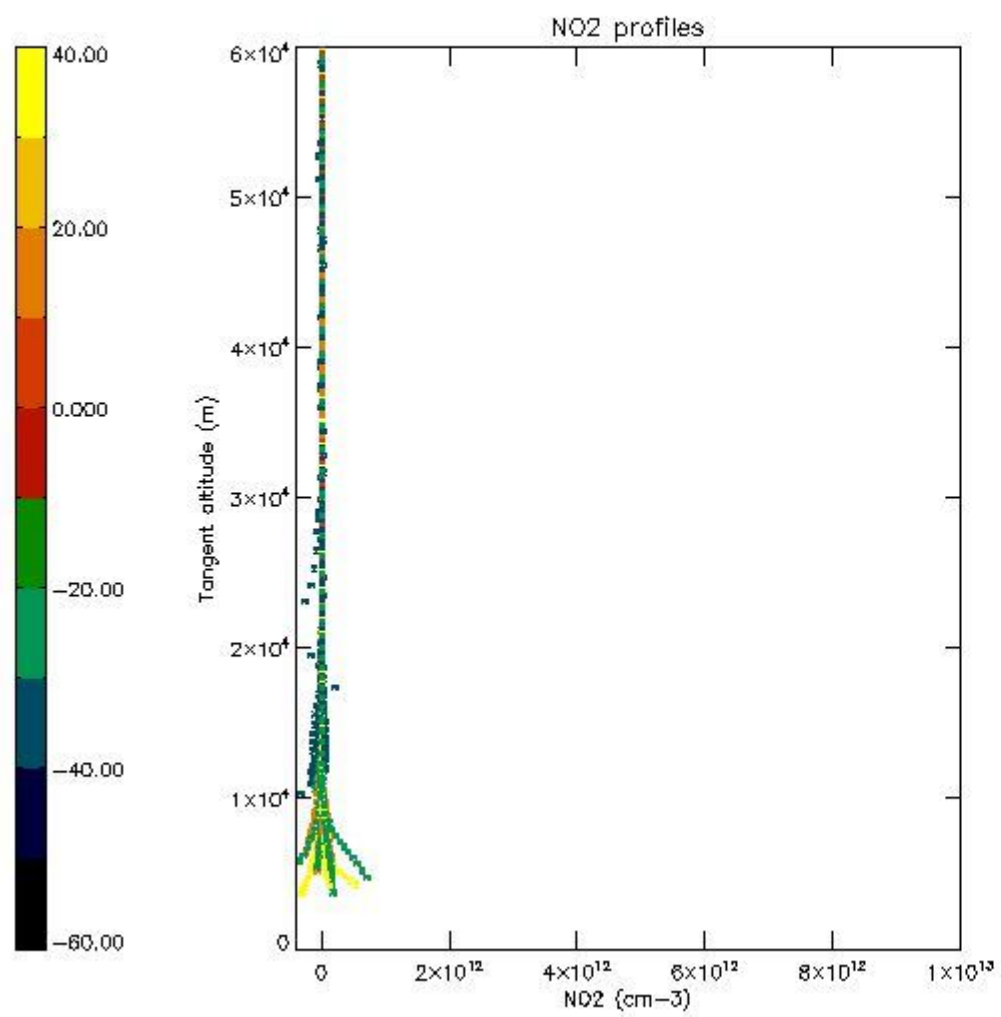
5.5 Plot ozone profiles where STD < 5% (dark without errors)

The colorbar represents the latitude.



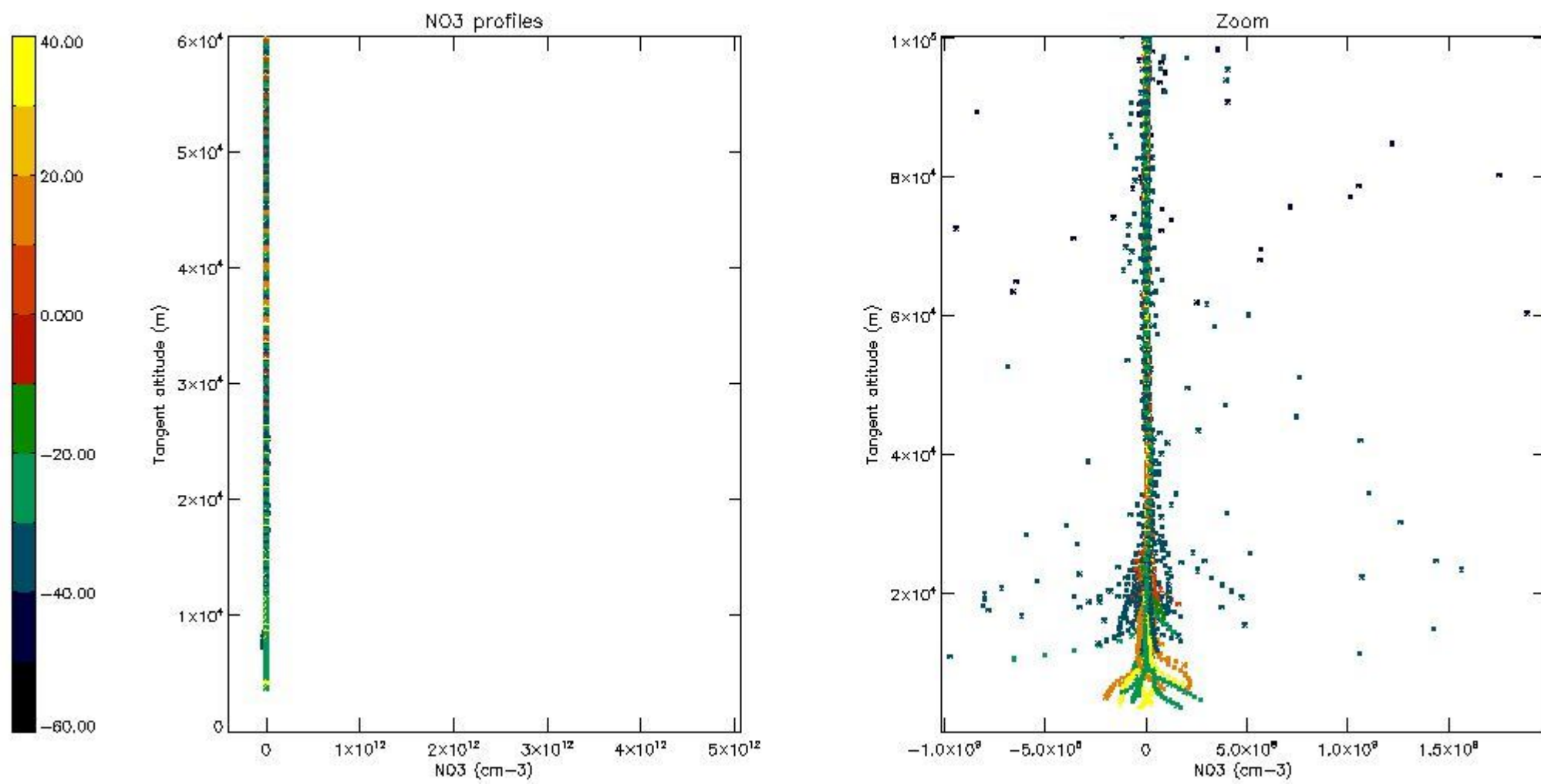
5.6 Plot NO₂ profiles for all STD (dark without errors)

The colorbar represents the latitude.



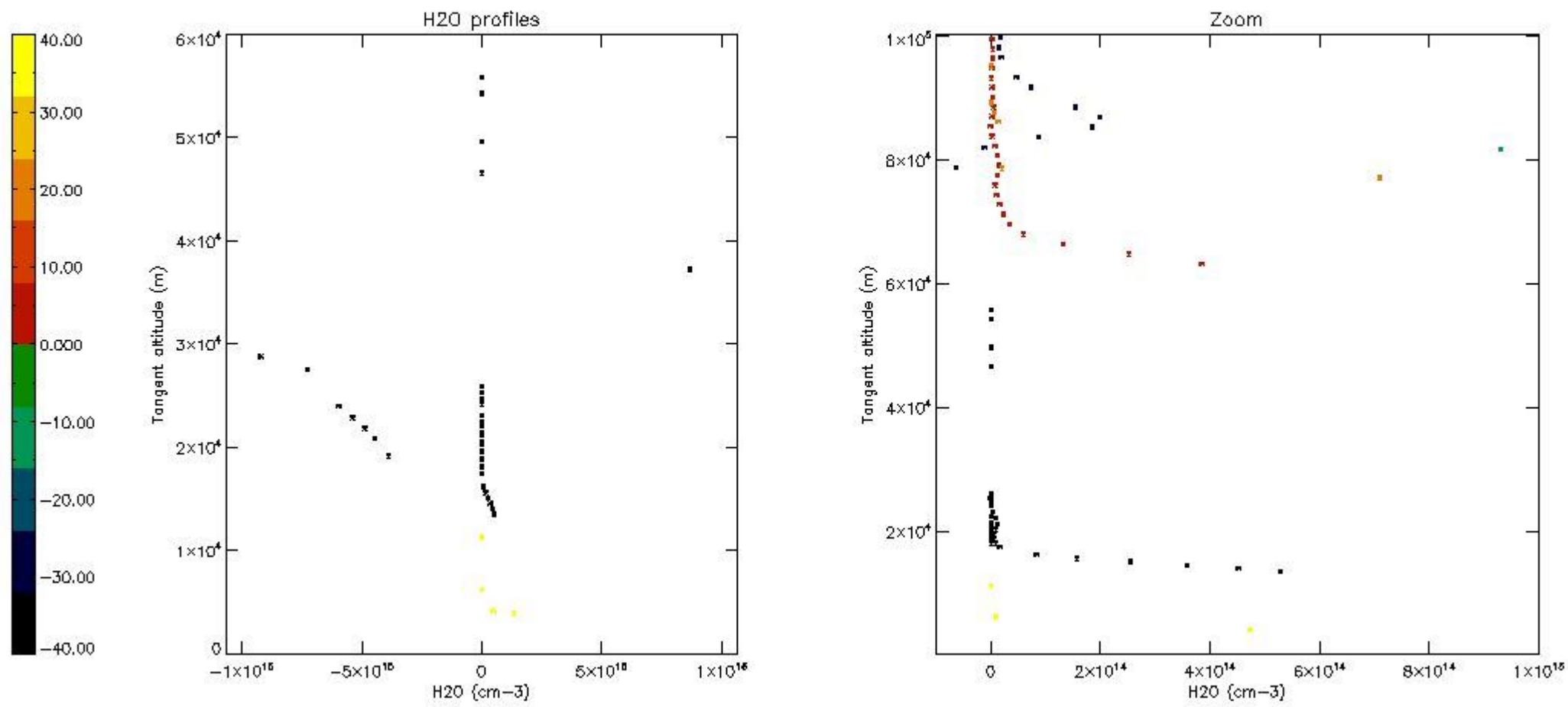
5.7 Plot NO3 profiles for all STD (dark without errors)

The colorbar represents the latitude.



5.8 Plot H₂O profiles for all STD (only for occultations of stars 1,2,3,4,13,14,16,26,63 dark without errors)

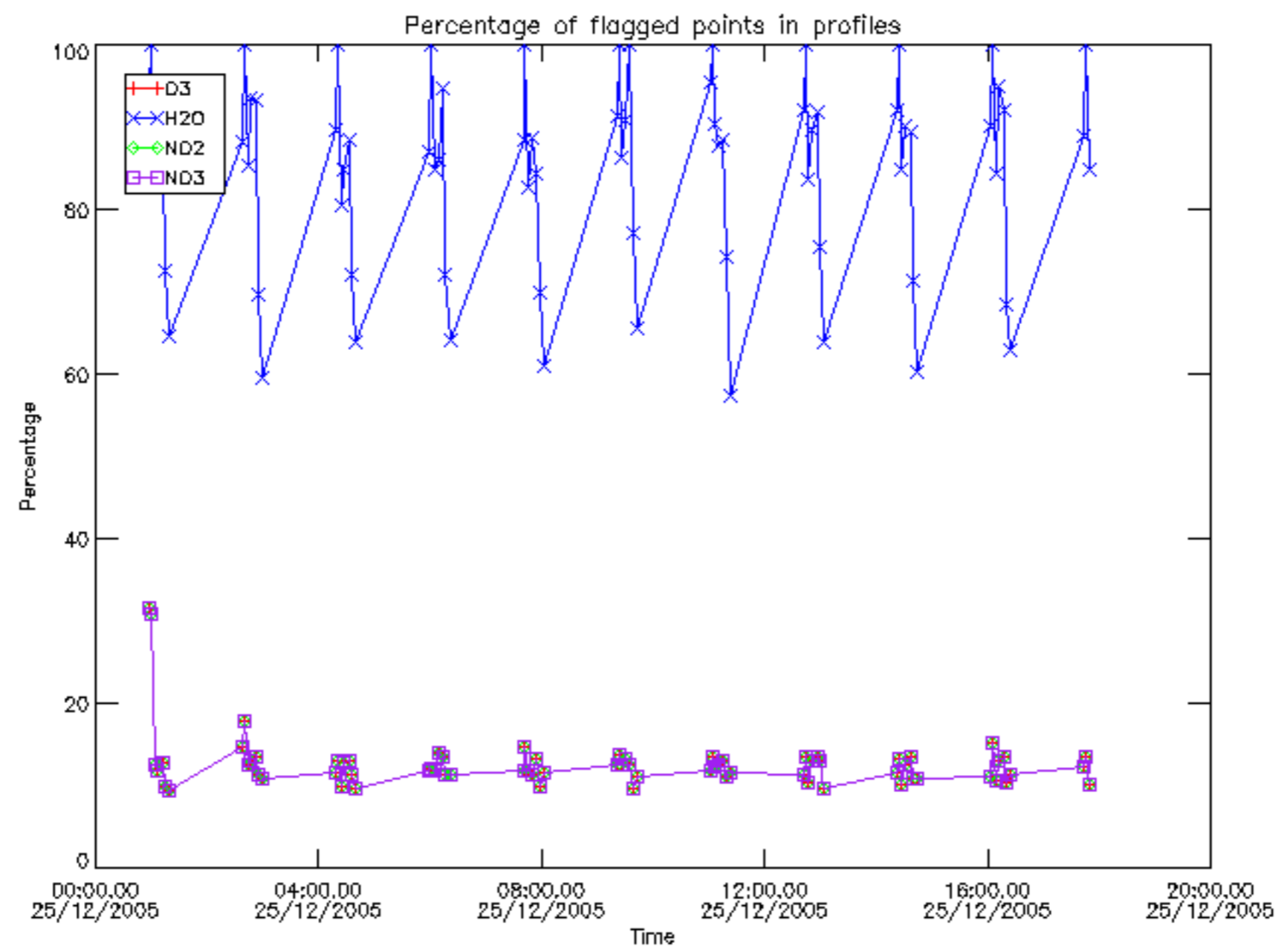
The colorbar represents the latitude.



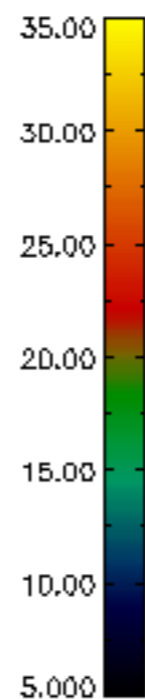
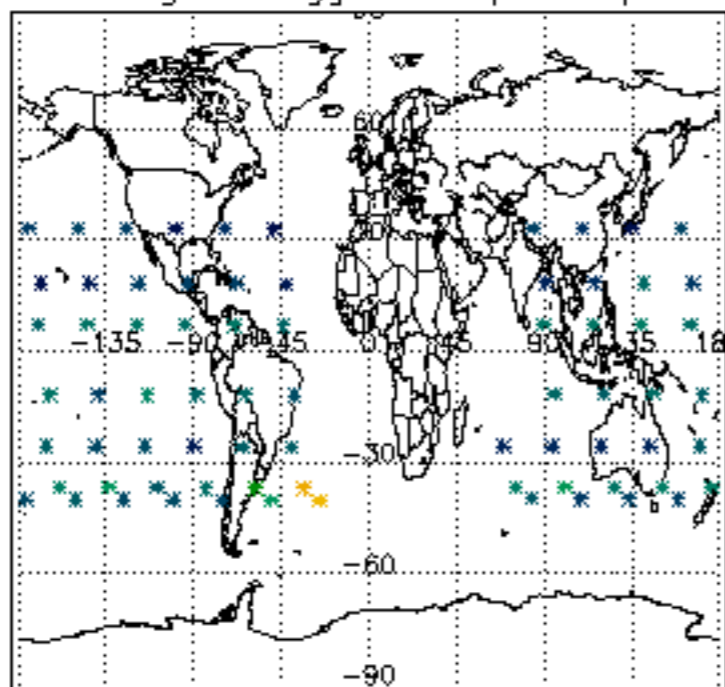
6. Auxiliary Data Files used for the production reported in section 2

The number reported in the third column indicates since which file (see list in section 2) the corresponding auxiliary file has been used. The fourth column is the date of those product files.

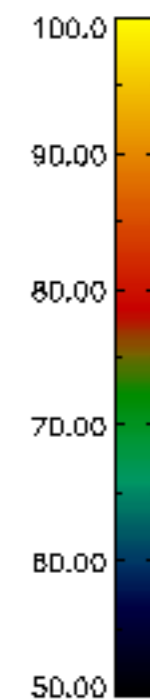
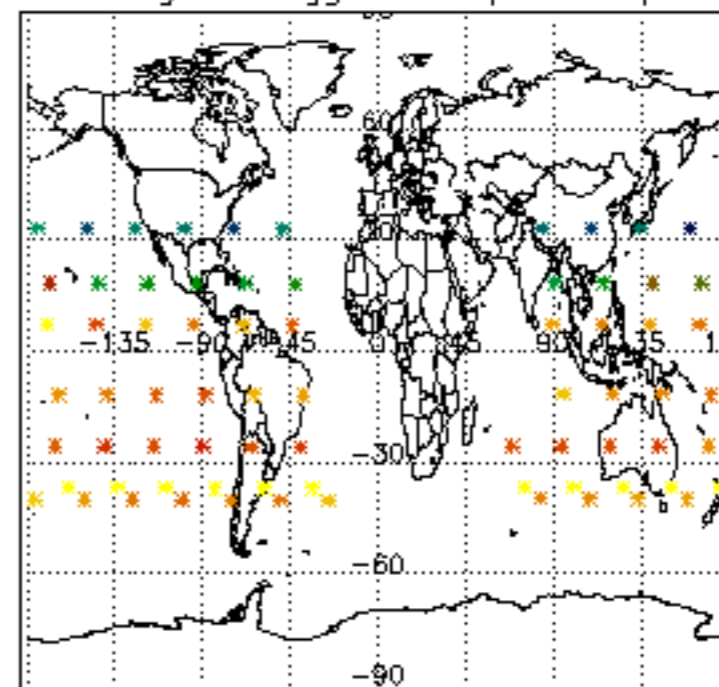
Type	Auxiliary Filename	Used since product	Used since product date
INST_PHYS_CHARACTERISTICS	GOM_INS_AXVIEC20091111_143220_20030716_120000_20500101_000000	1	25-DEC-2005 00:01:55
LEVEL-2_PROC_CONFIG	GOM_PR2_AXVIEC20091111_152718_20020301_000000_20500101_000000	1	25-DEC-2005 00:01:55
CROSS_SECTIONS_FILE	GOM_CRS_AXVIEC20091111_154832_20020301_000000_20500101_000000	1	25-DEC-2005 00:01:55



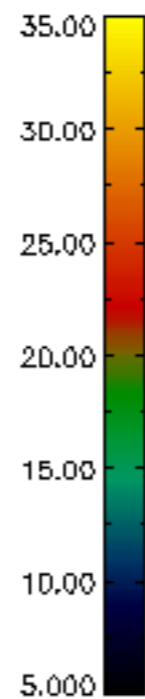
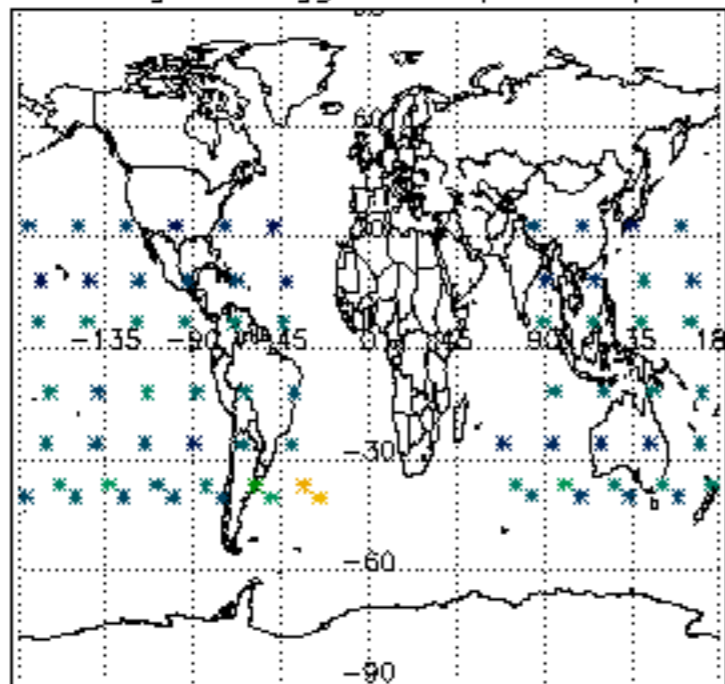
Percentage of flagged data per D3 profile



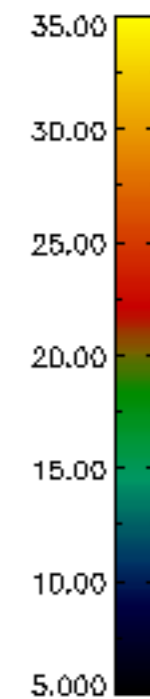
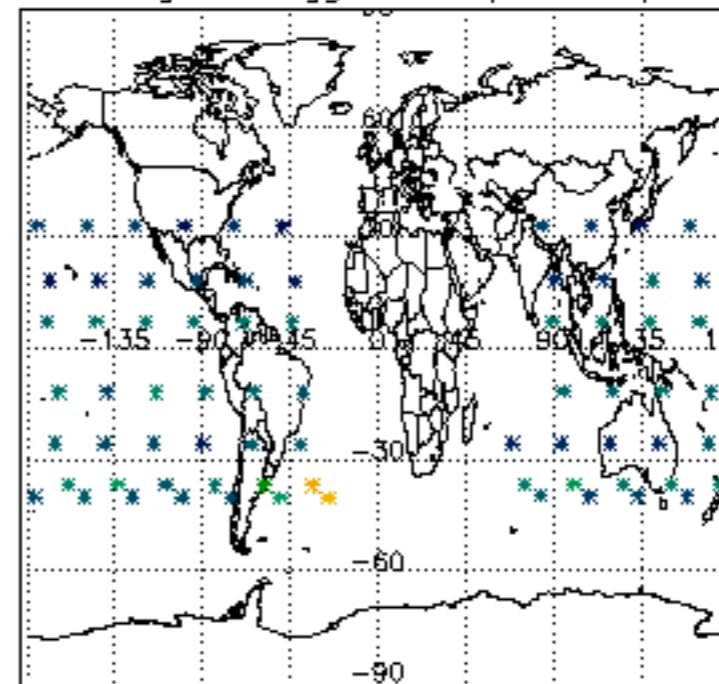
Percentage of flagged data per H2O profile

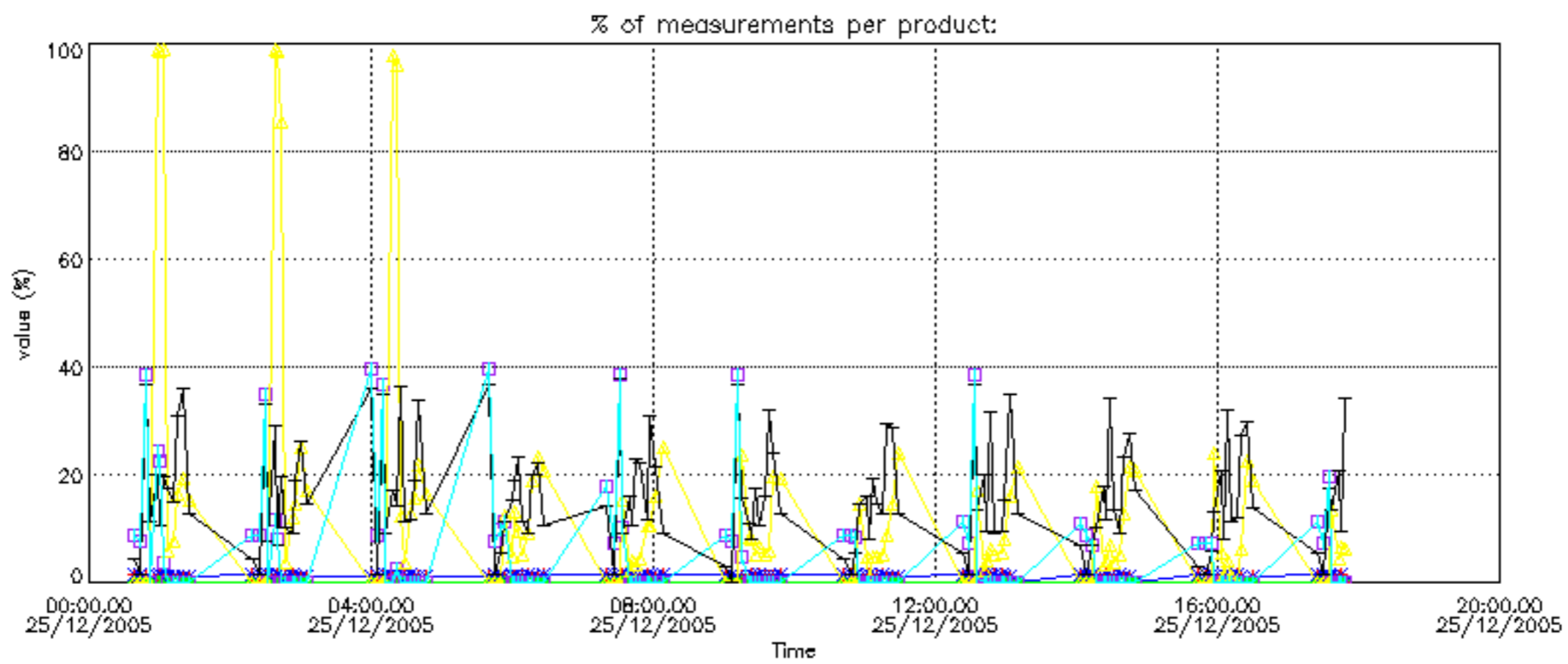


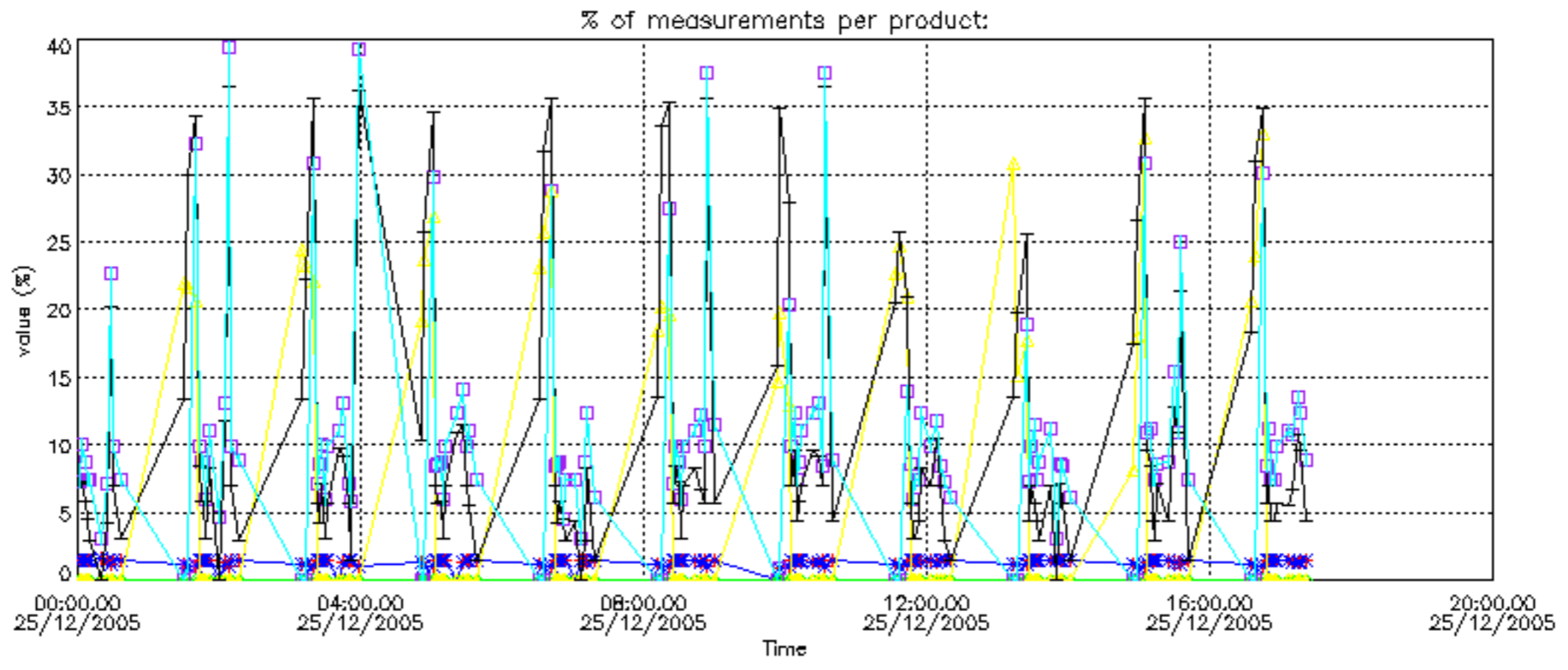
Percentage of flagged data per NO2 profile



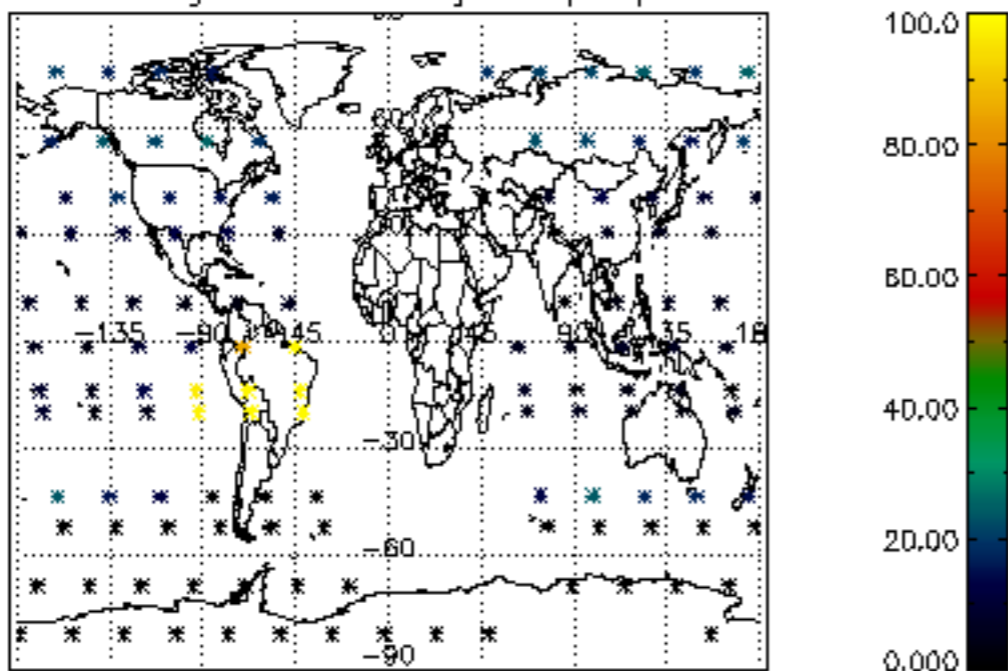
Percentage of flagged data per NO3 profile



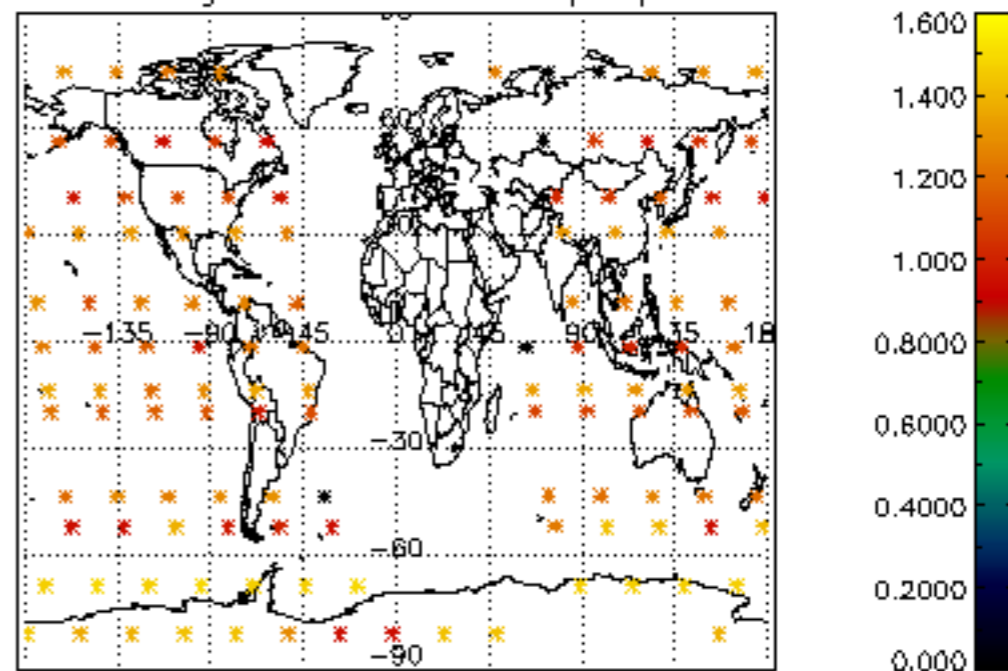




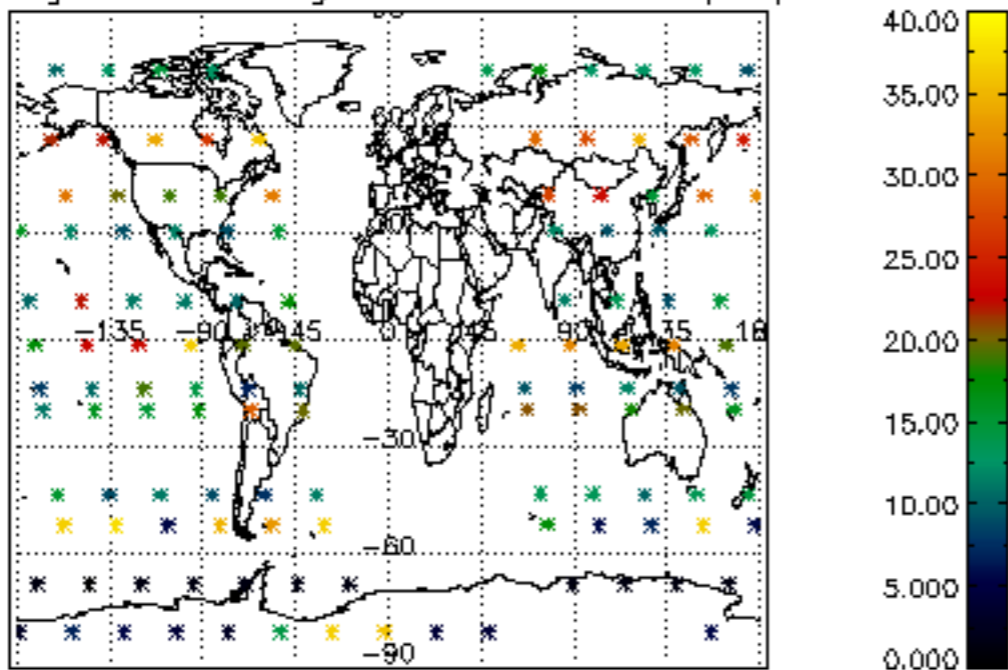
Percentage of cosmic ray hits per profile



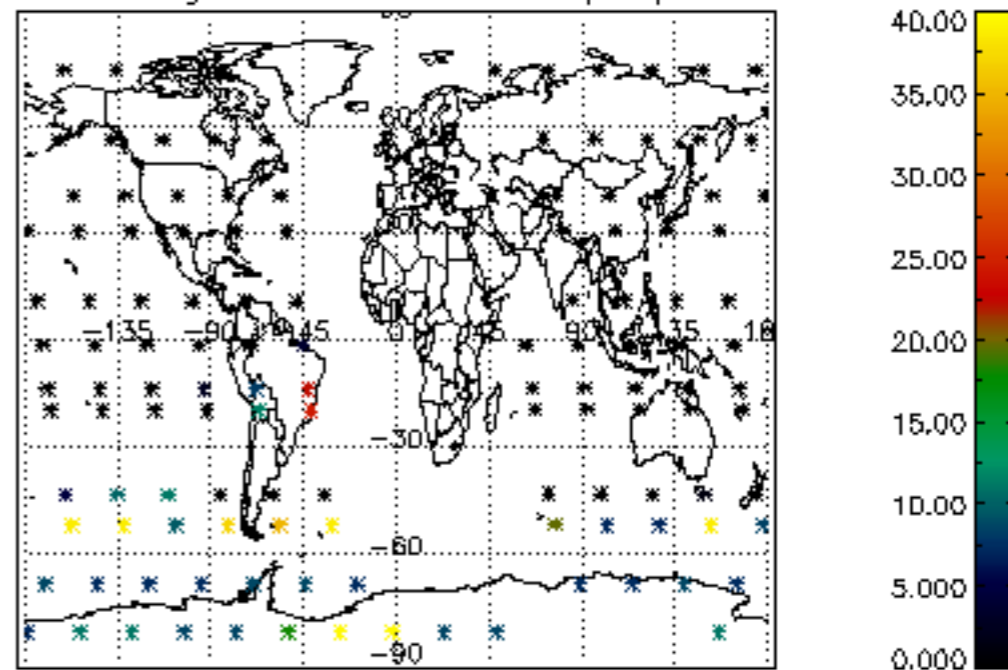
Percentage of datation errors per profile



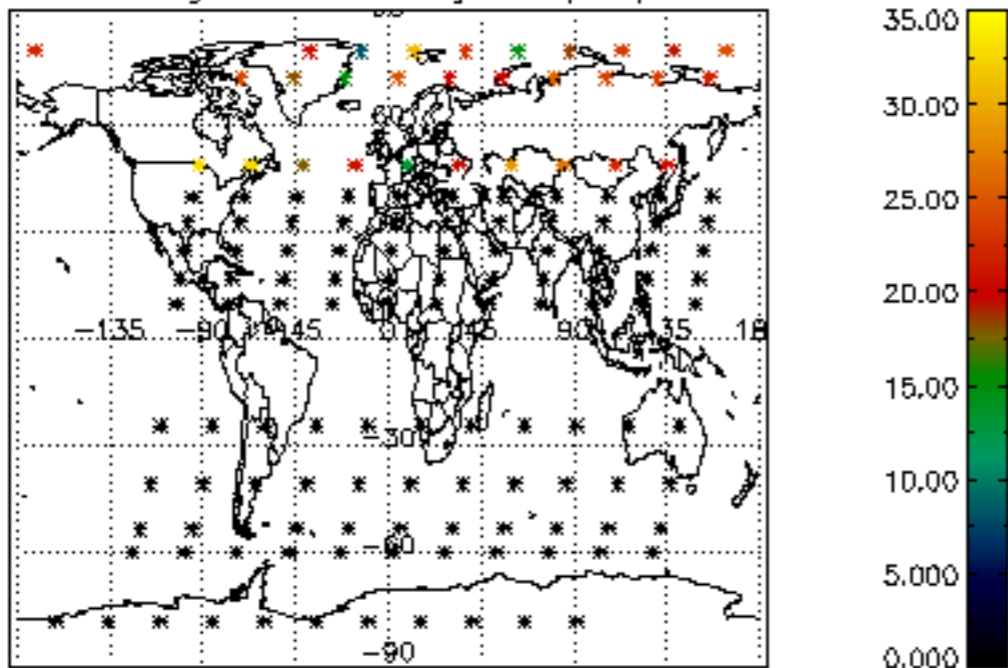
Percentage of star falling outside central band per profile



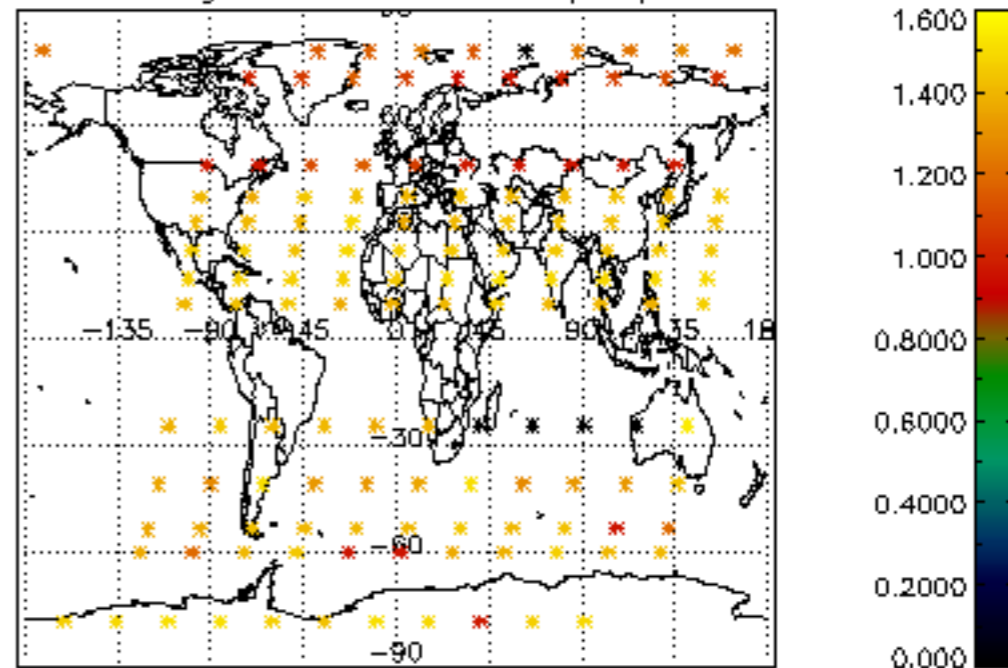
Percentage of saturation errors per profile



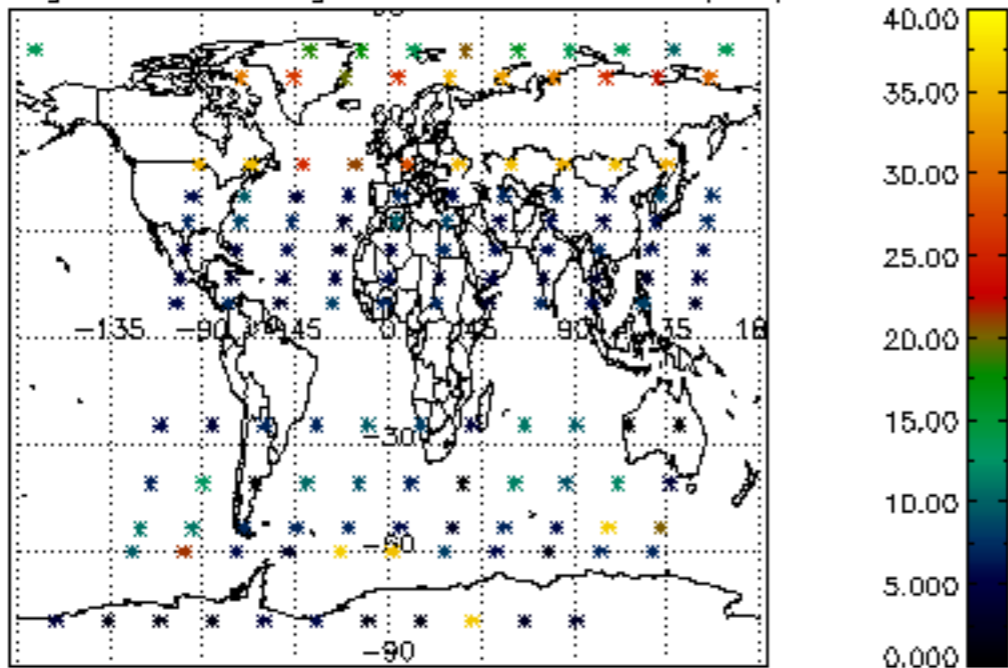
Percentage of cosmic ray hits per profile



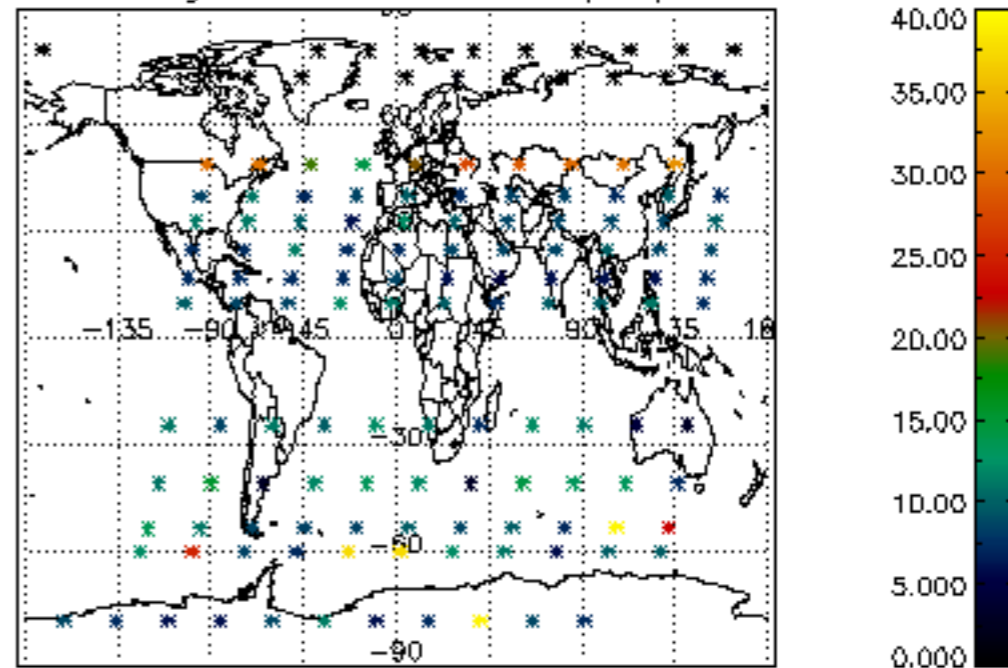
Percentage of datation errors per profile

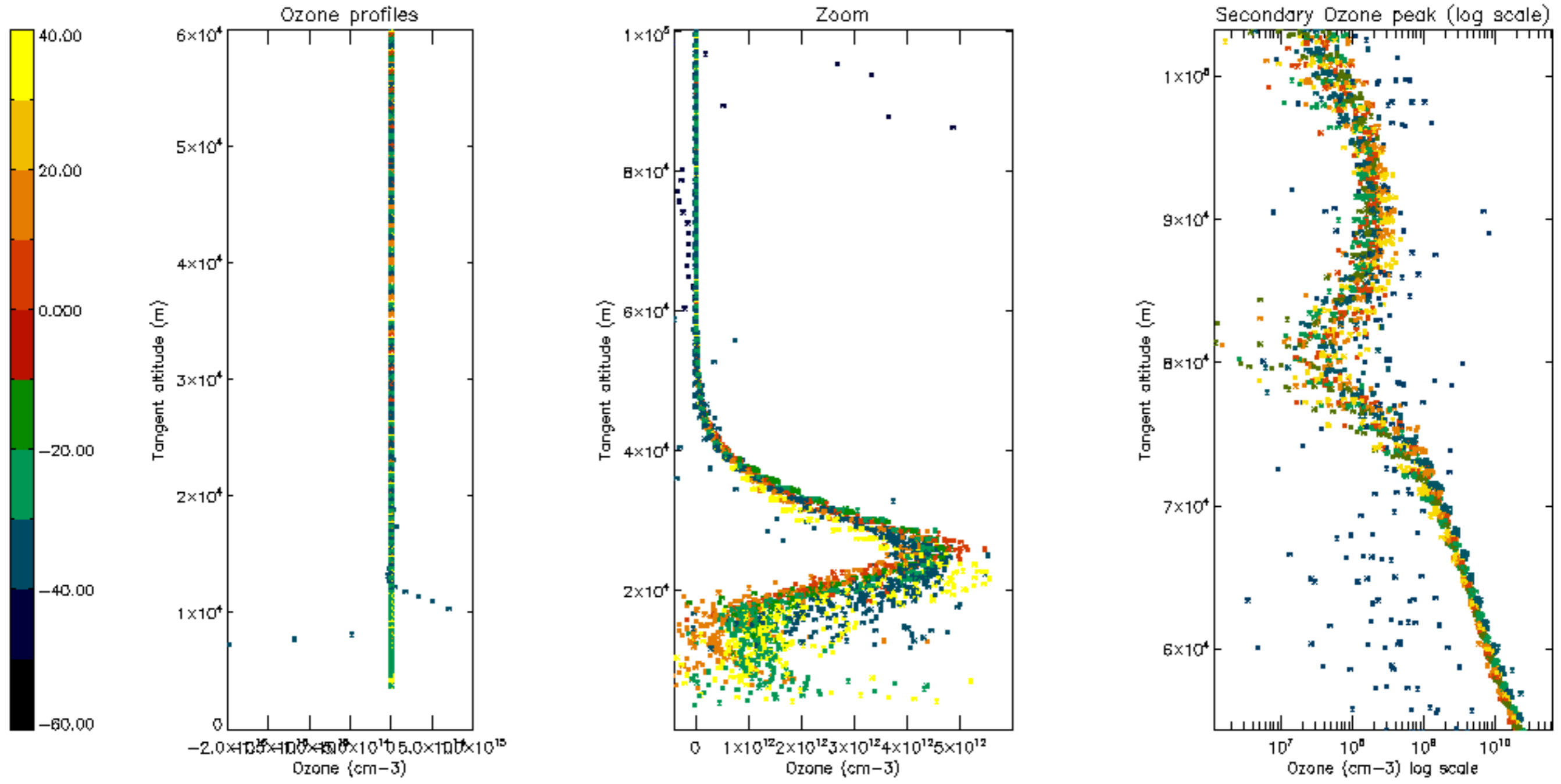


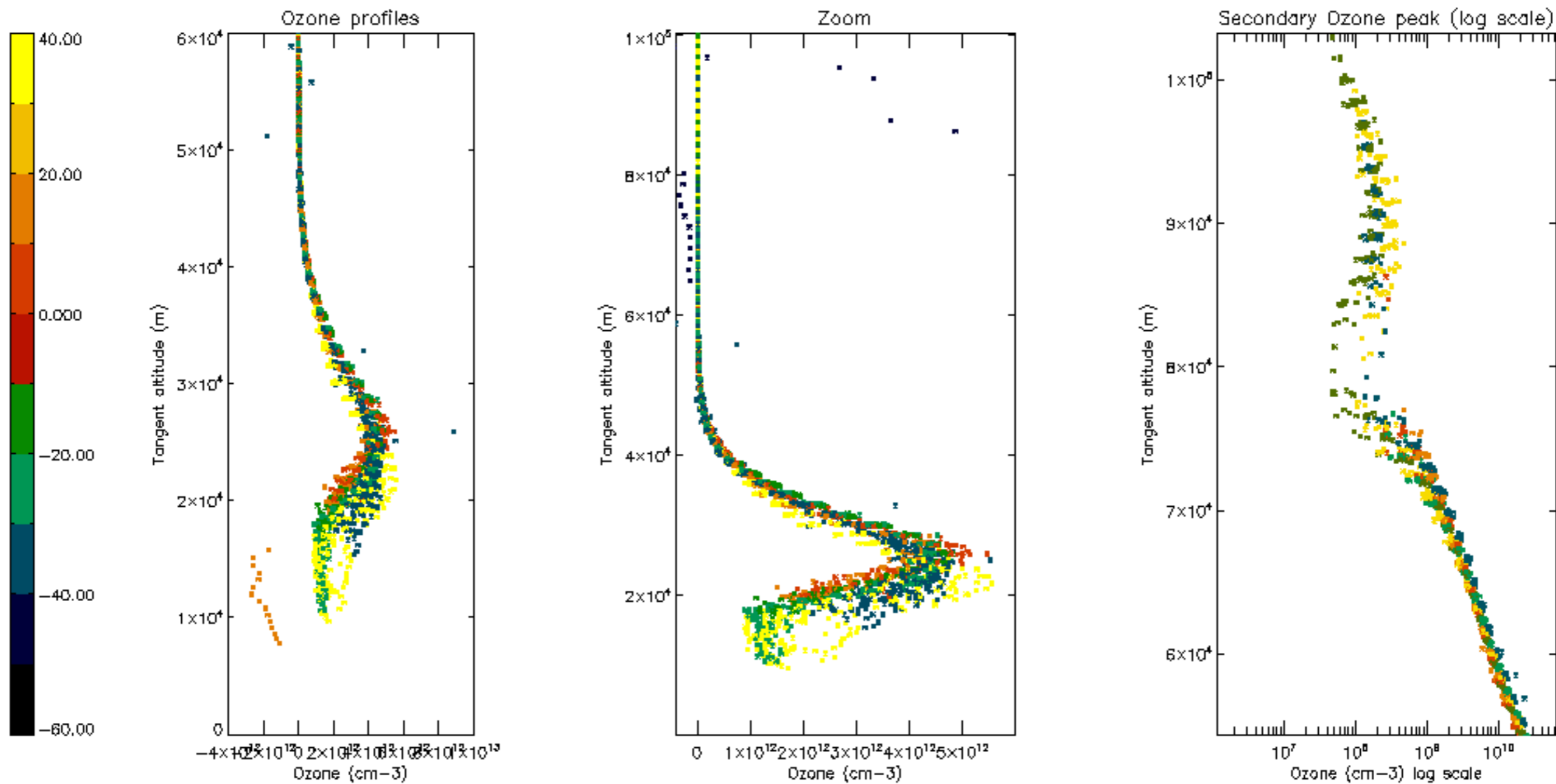
Percentage of star falling outside central band per profile

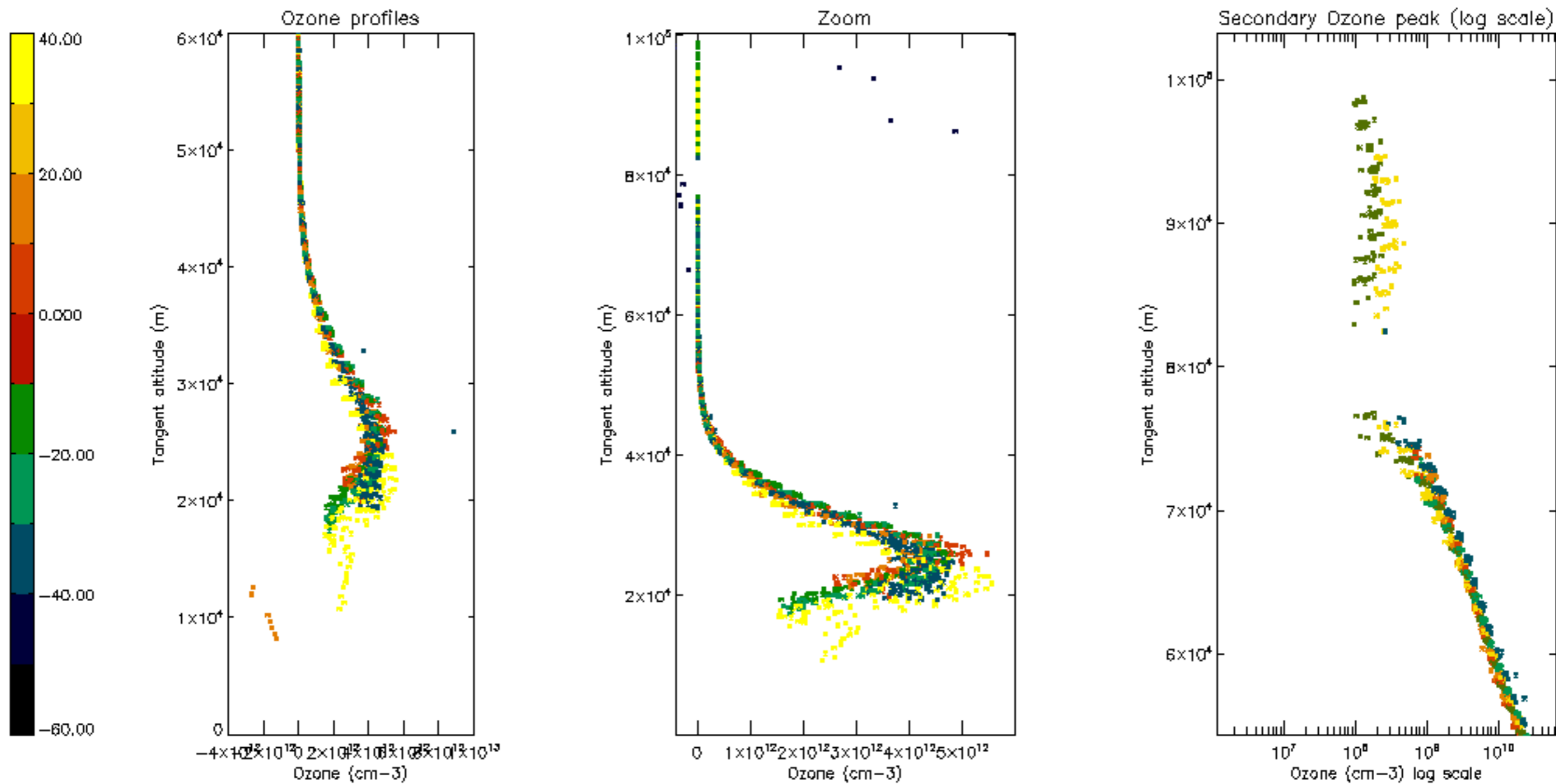


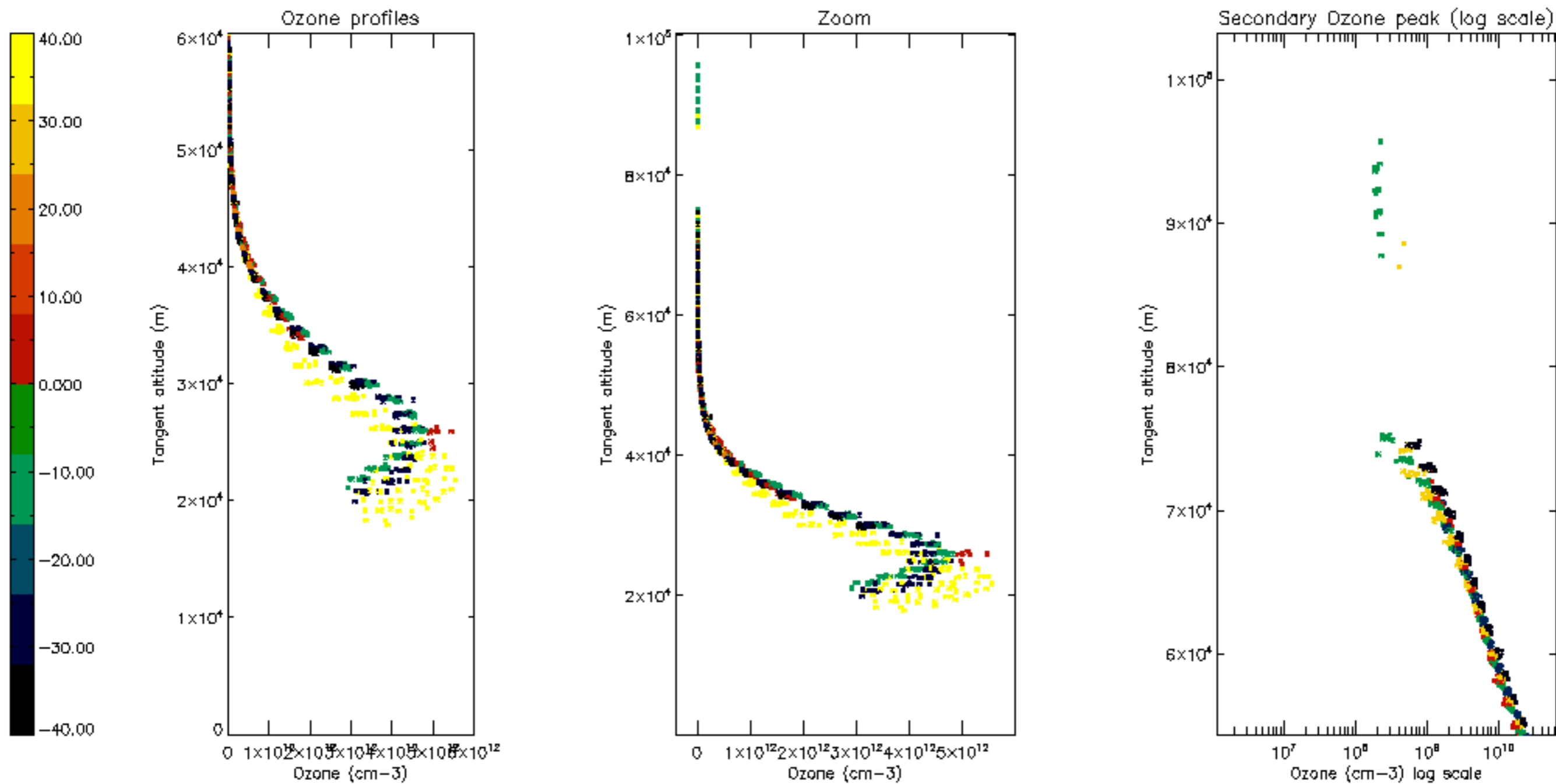
Percentage of saturation errors per profile

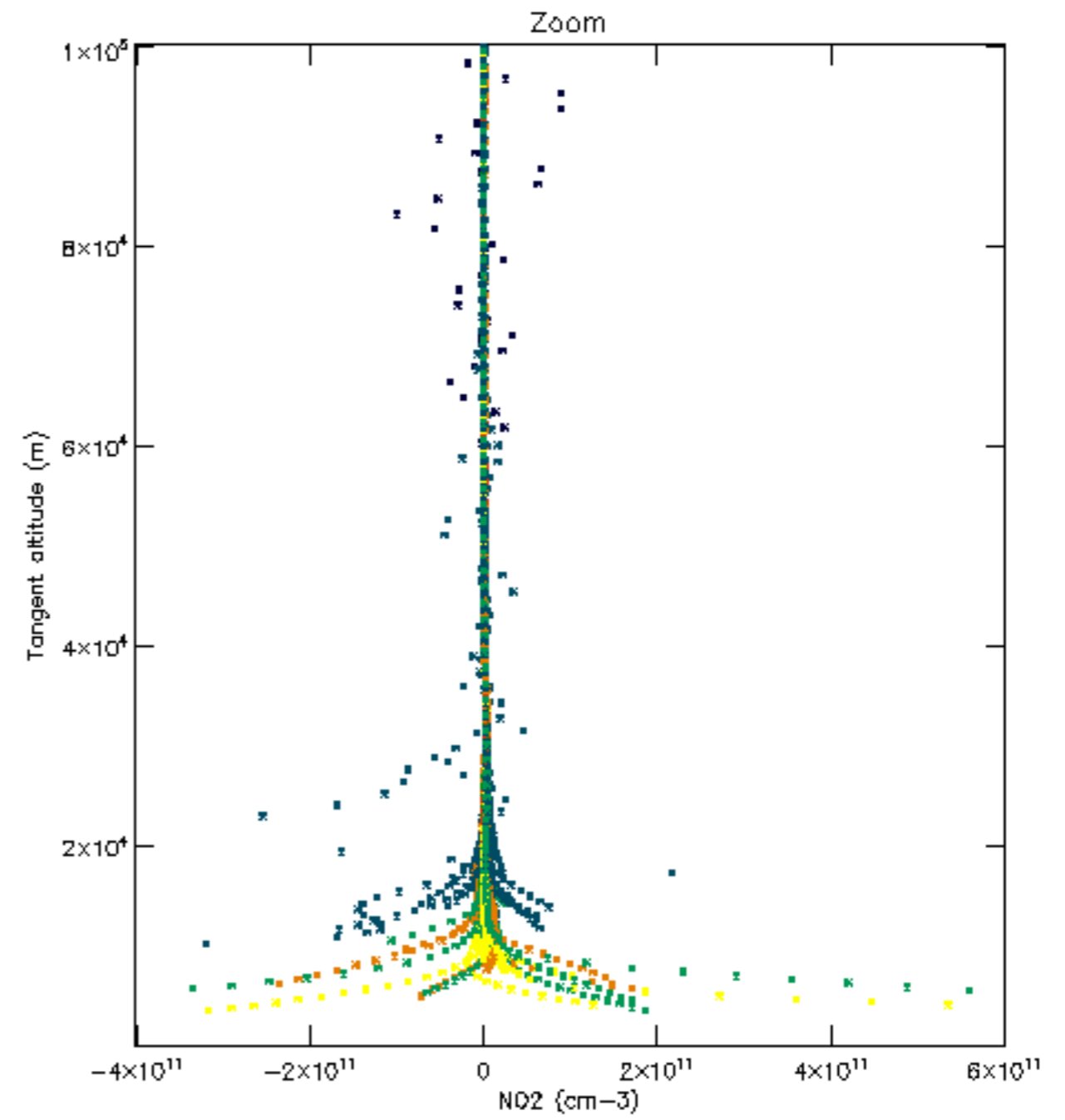
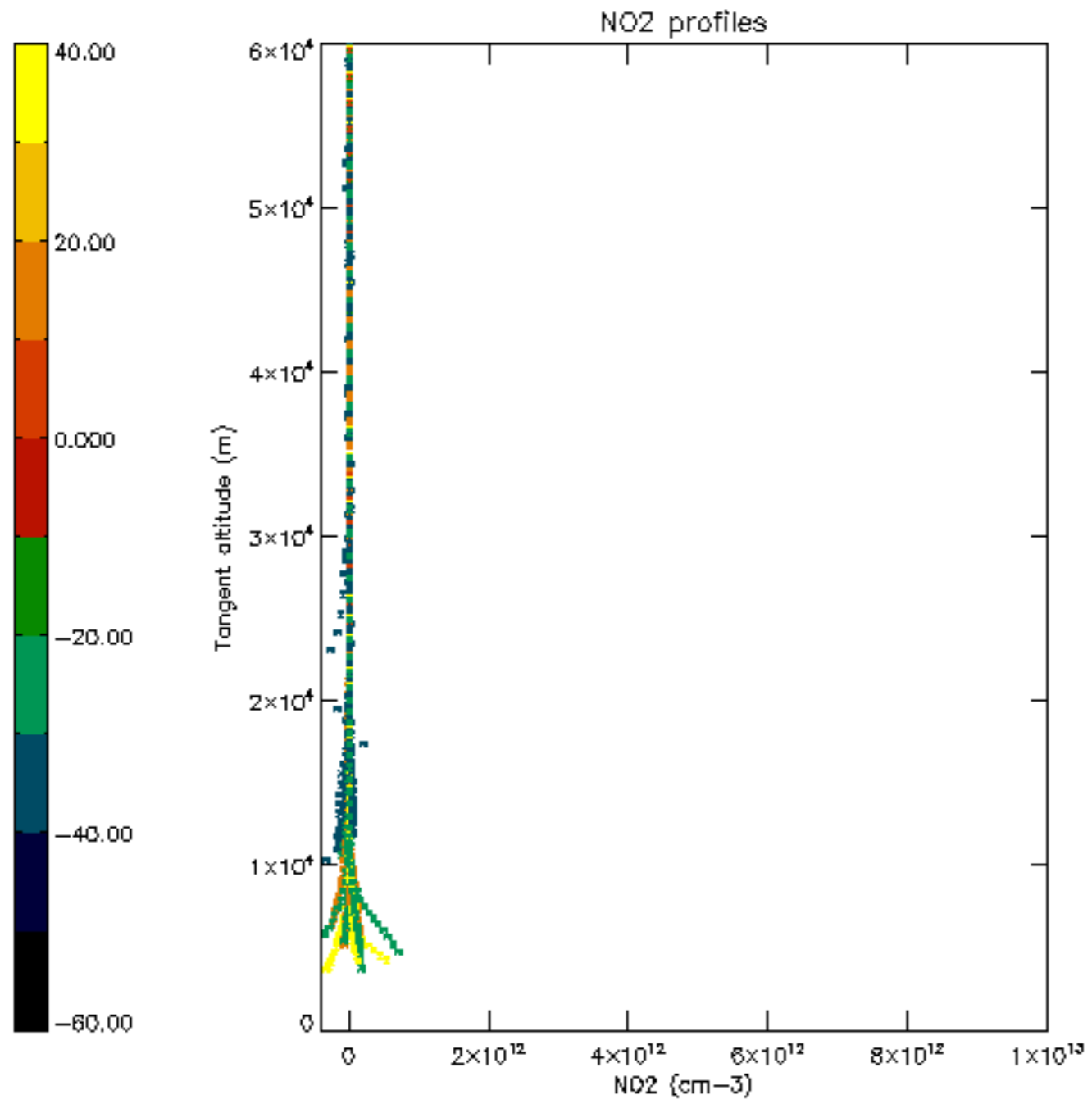


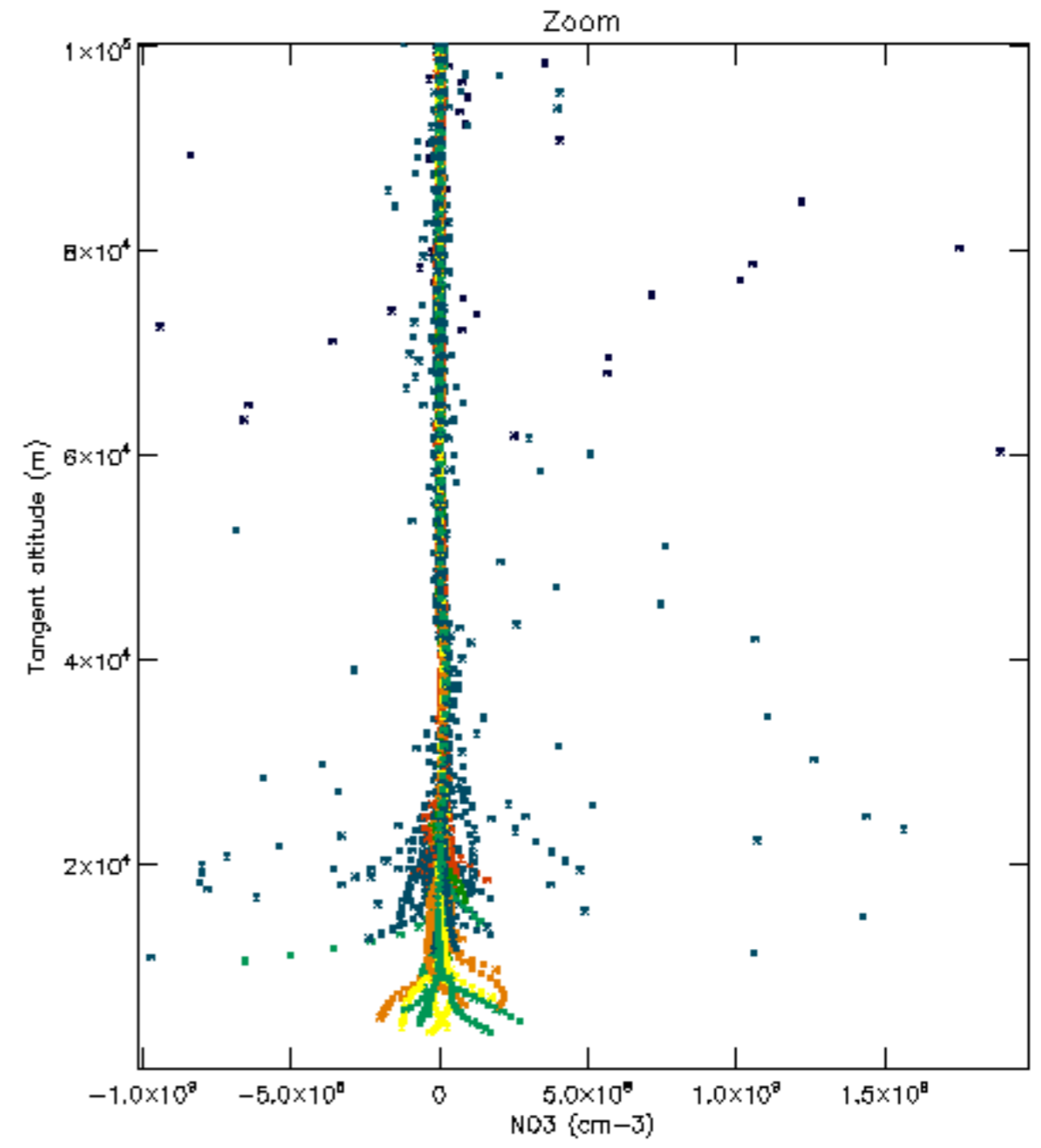
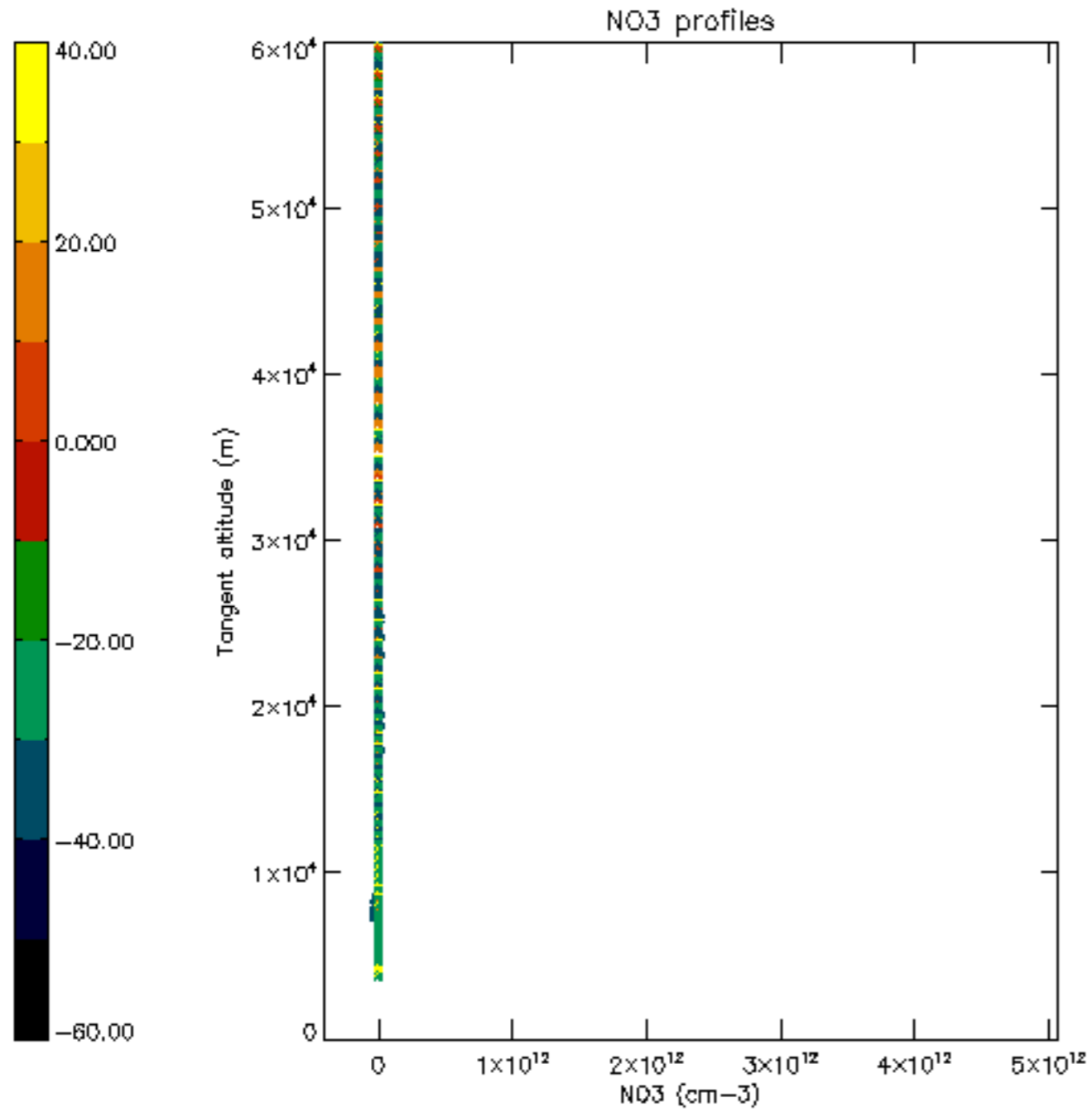


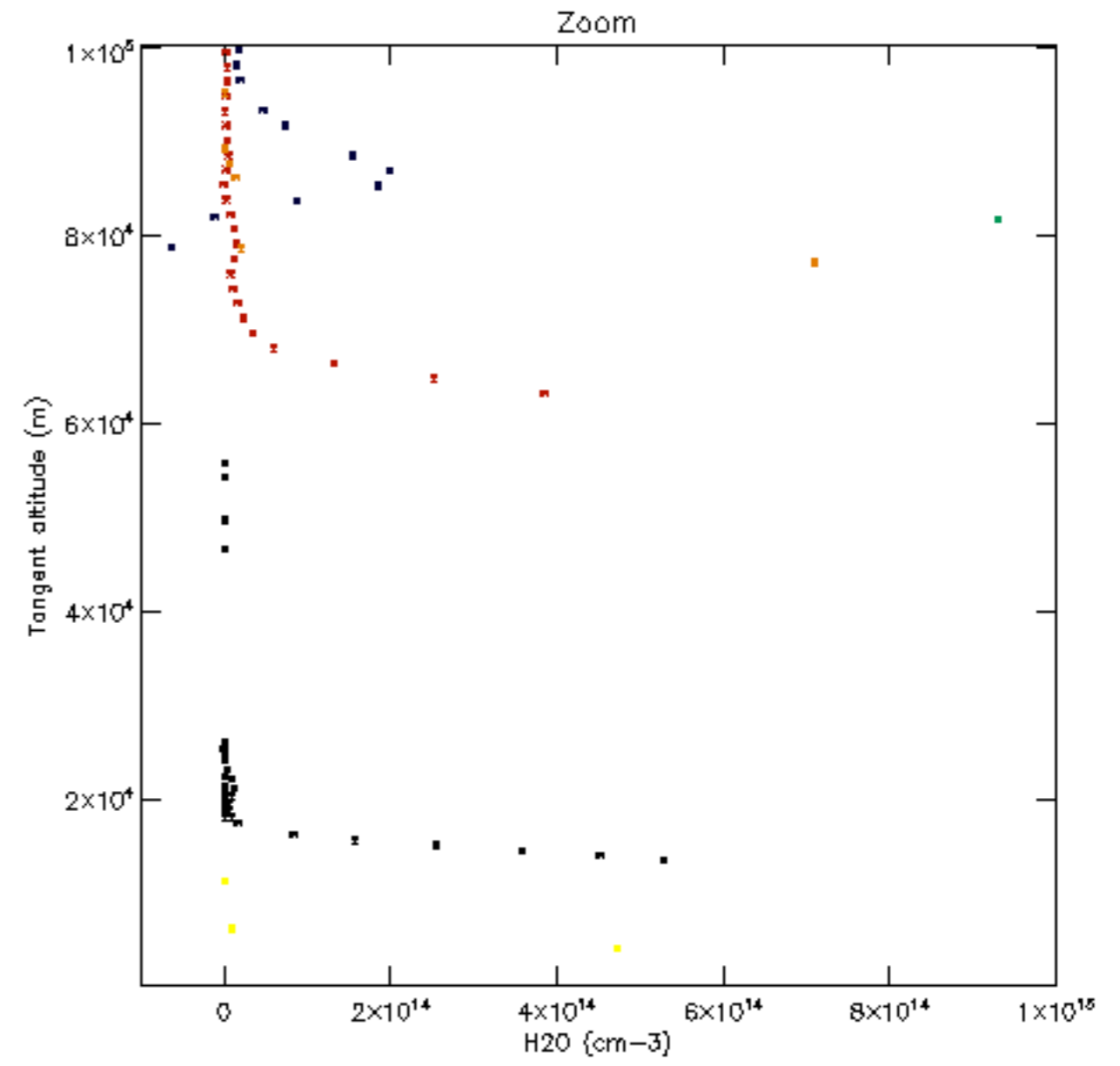
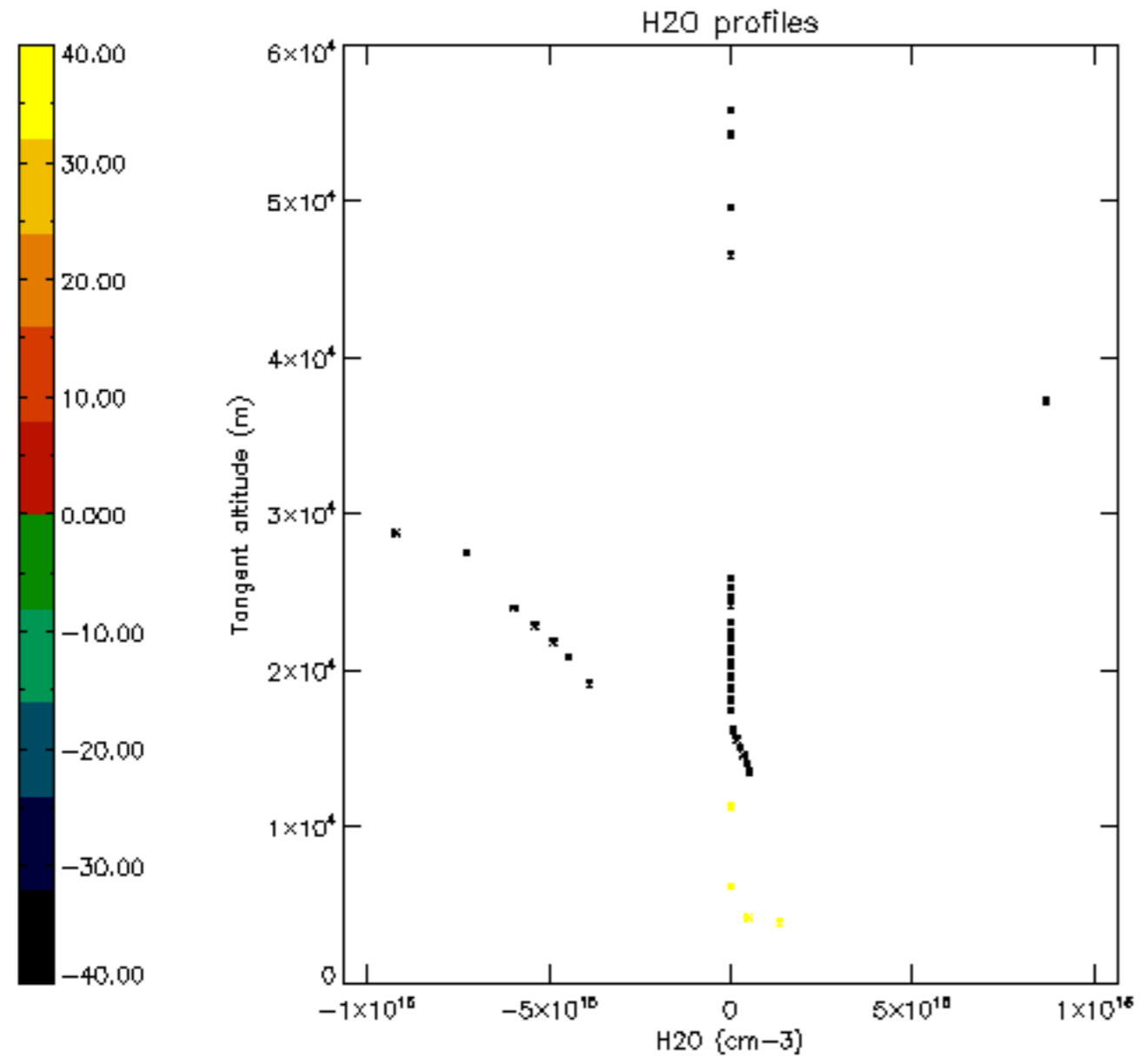


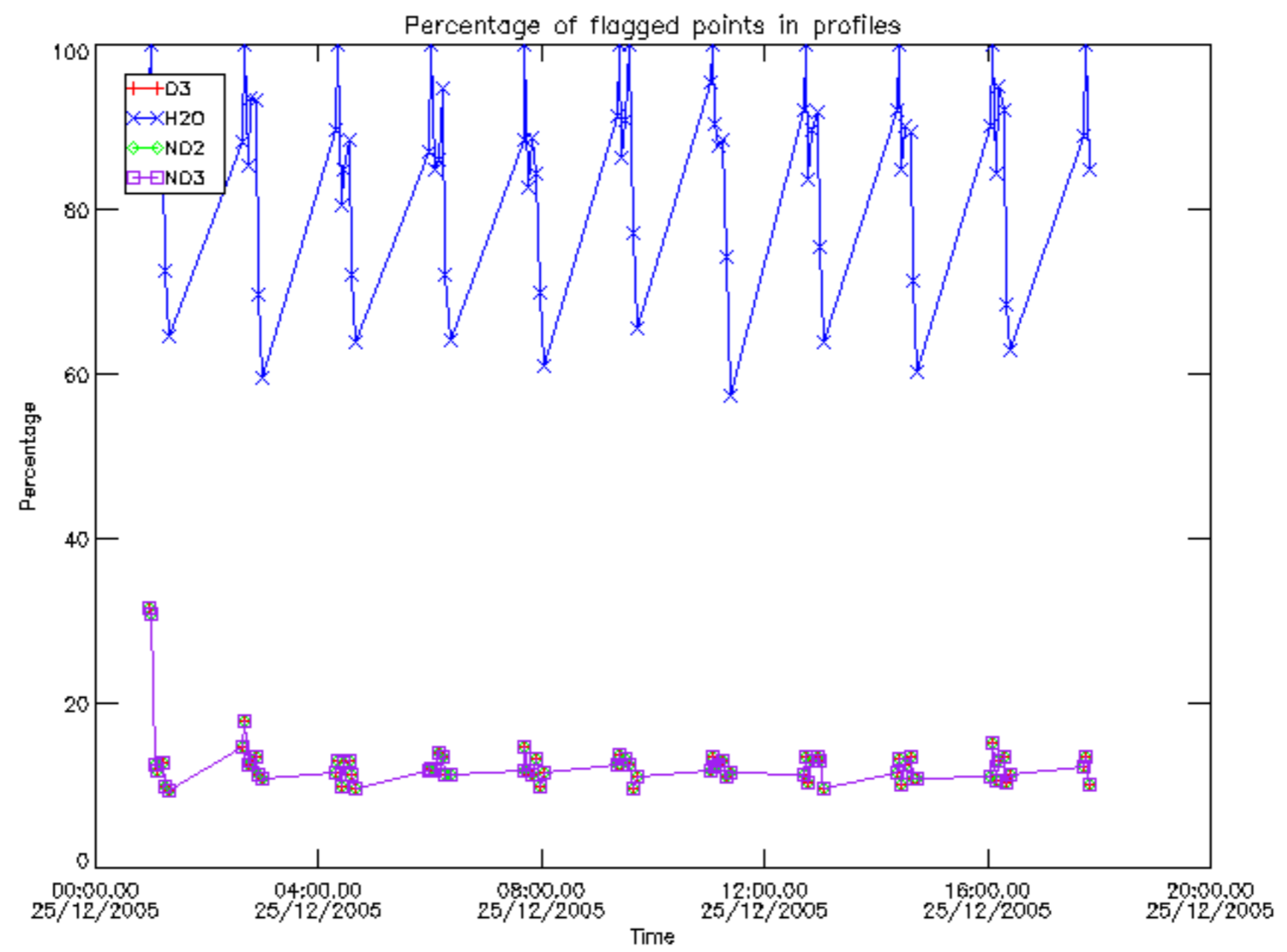




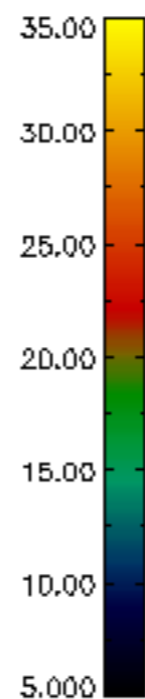
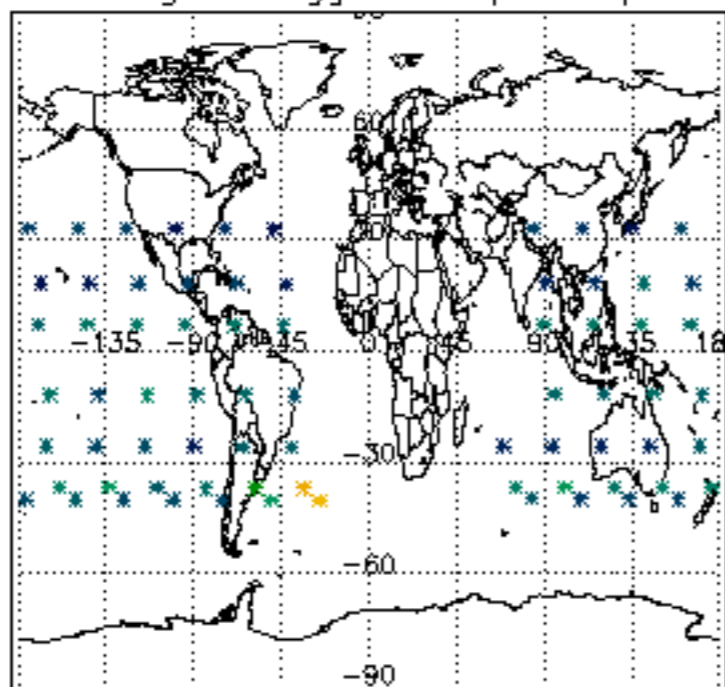




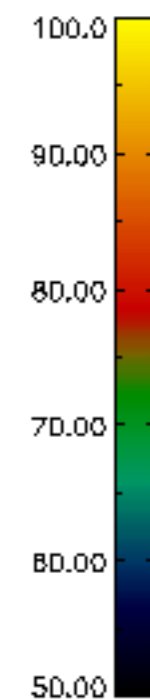
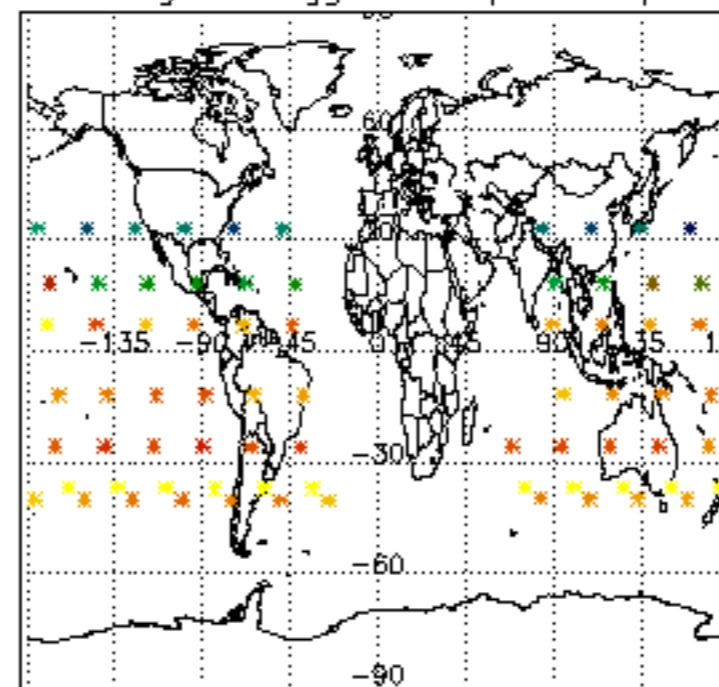




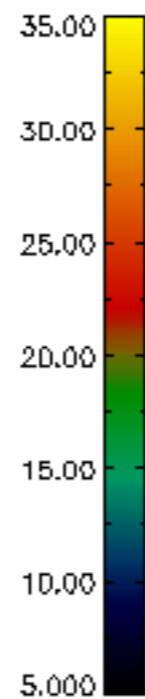
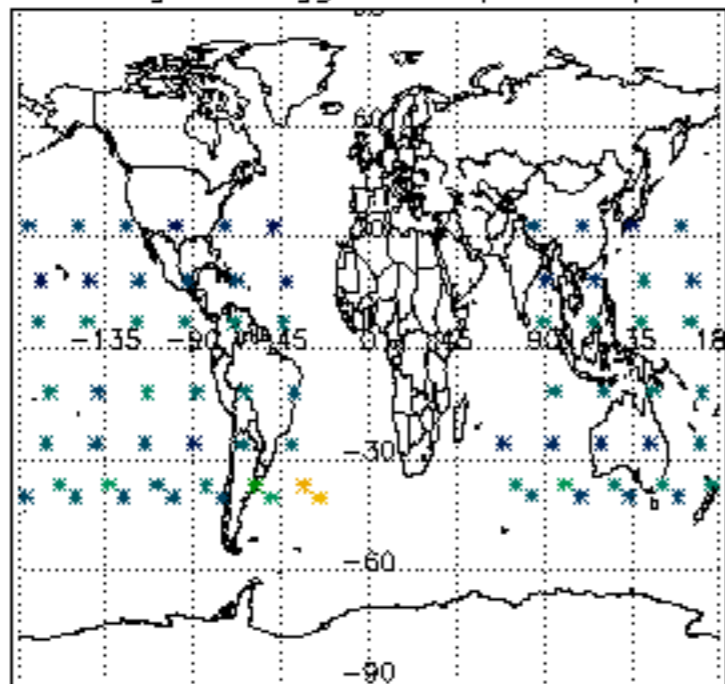
Percentage of flagged data per D3 profile



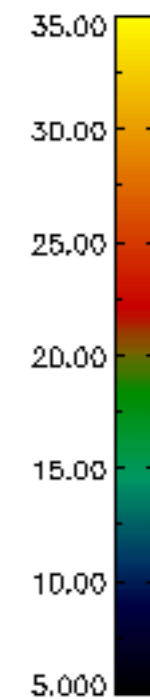
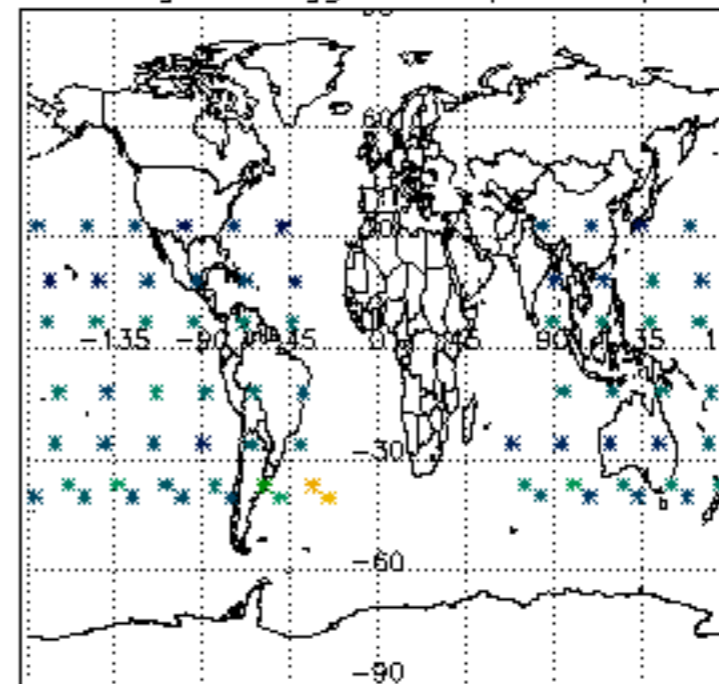
Percentage of flagged data per H2O profile

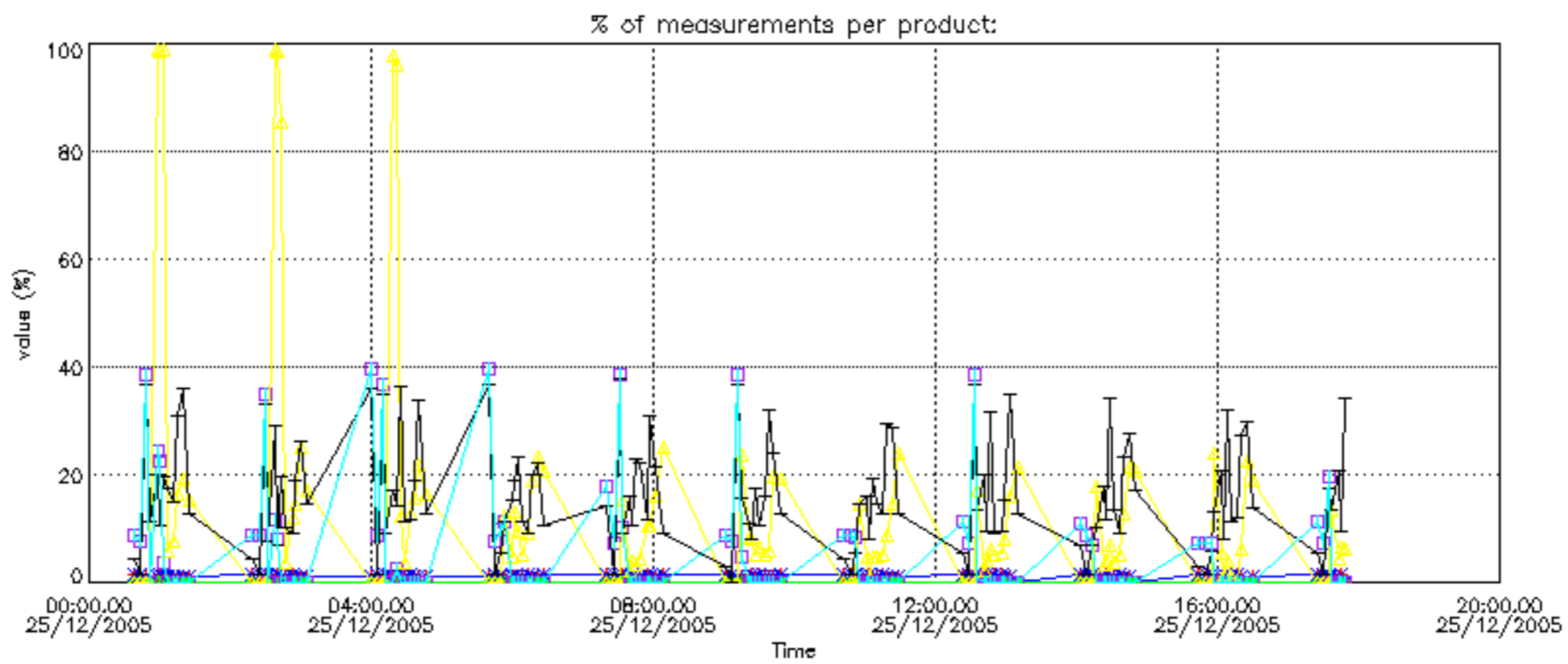


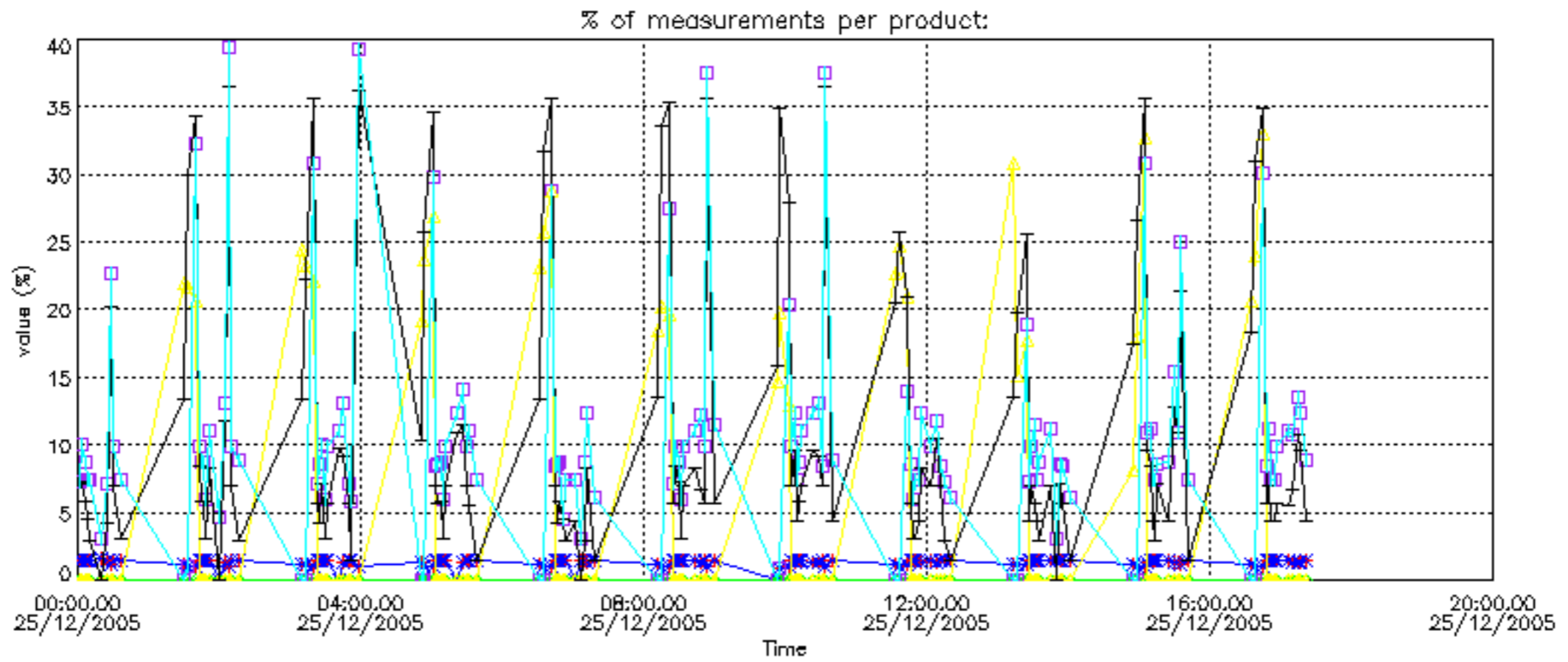
Percentage of flagged data per NO2 profile



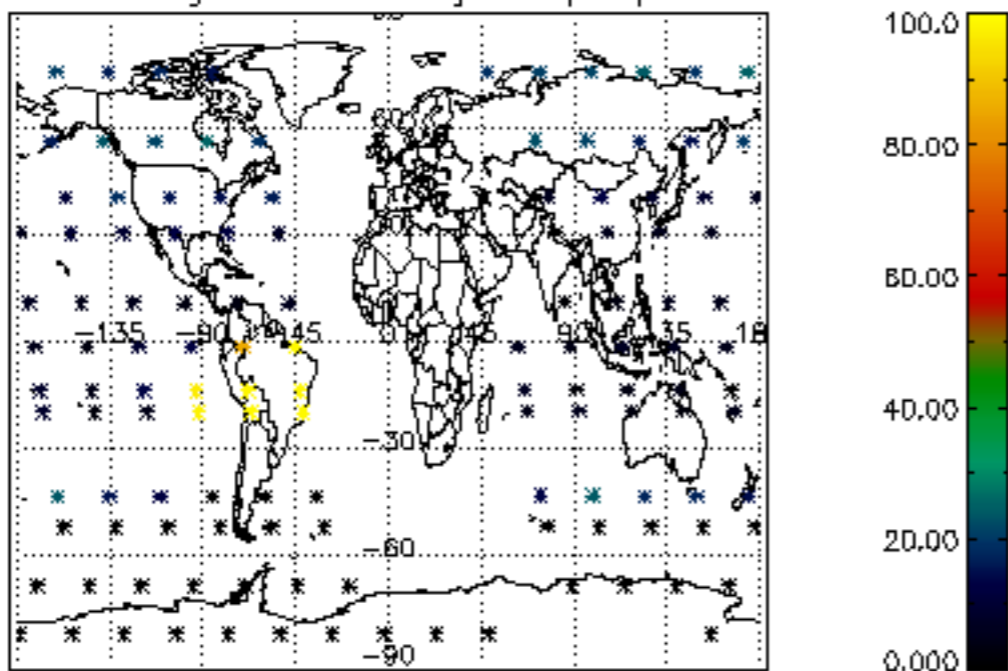
Percentage of flagged data per NO3 profile



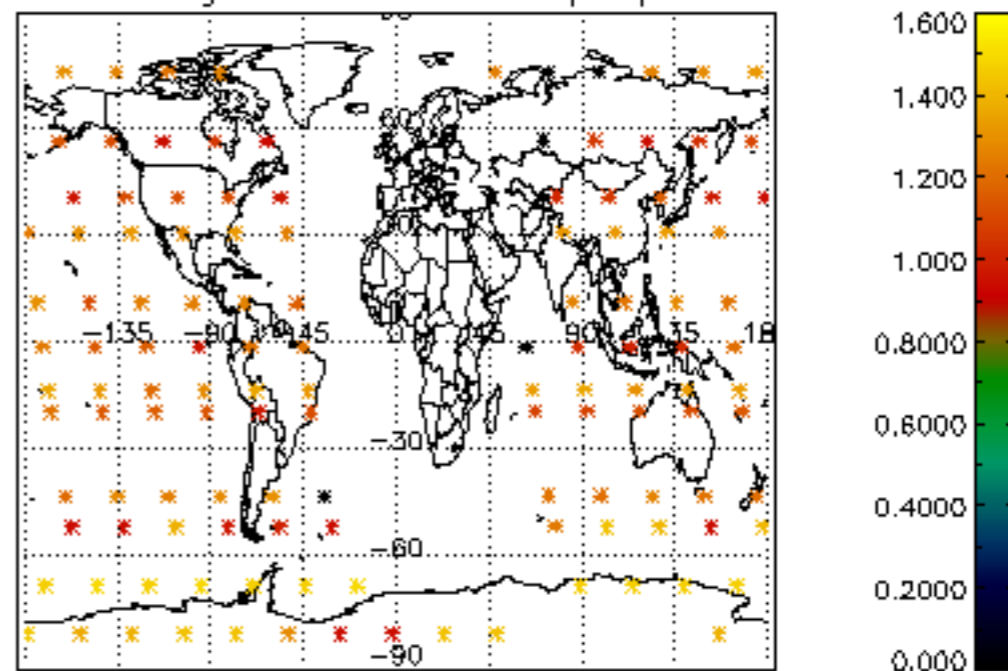




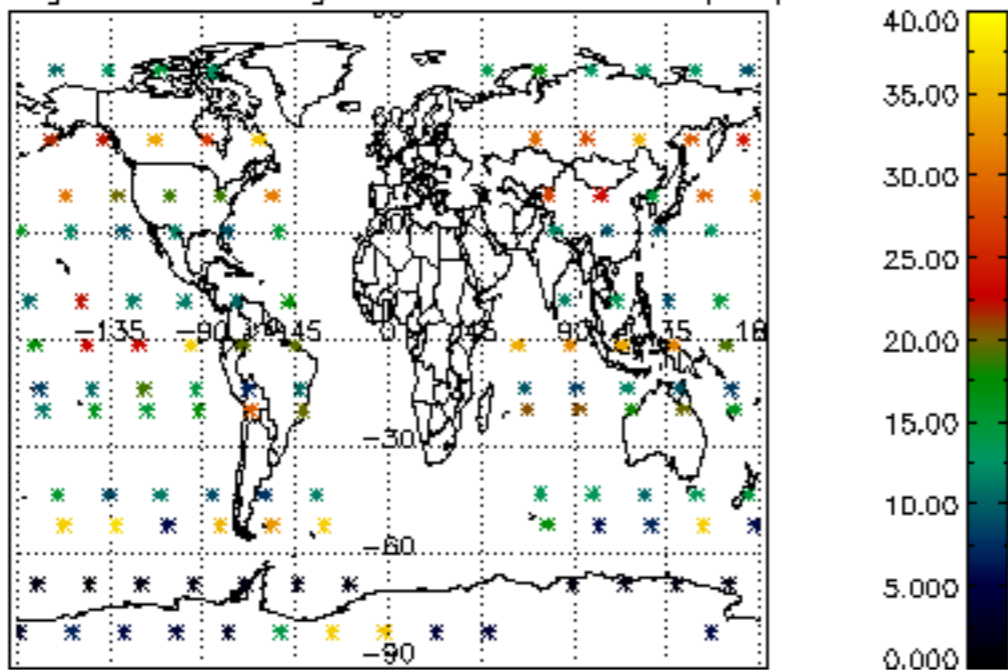
Percentage of cosmic ray hits per profile



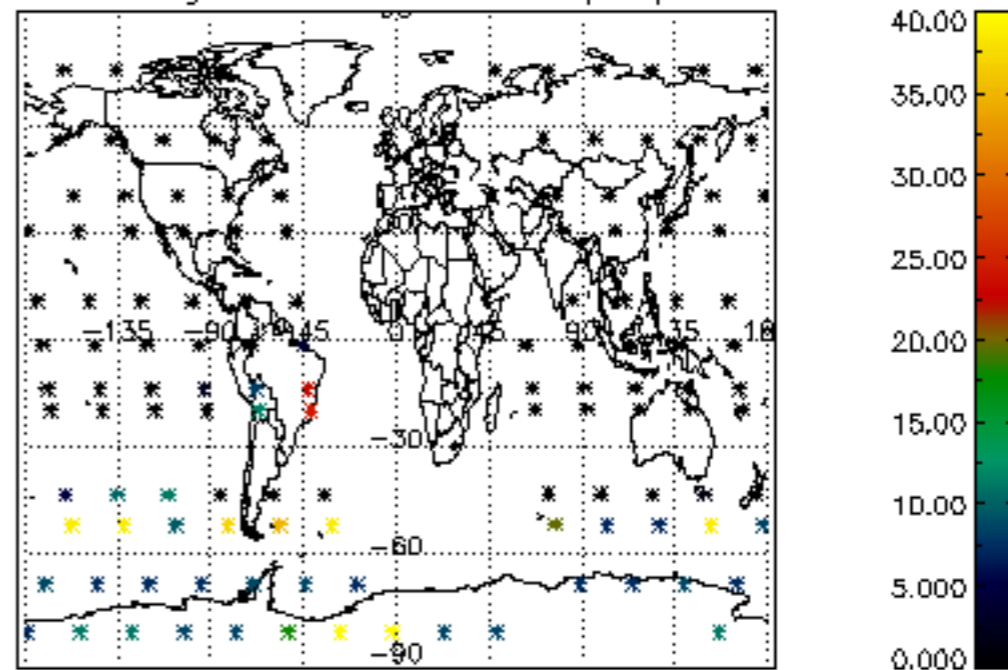
Percentage of datation errors per profile



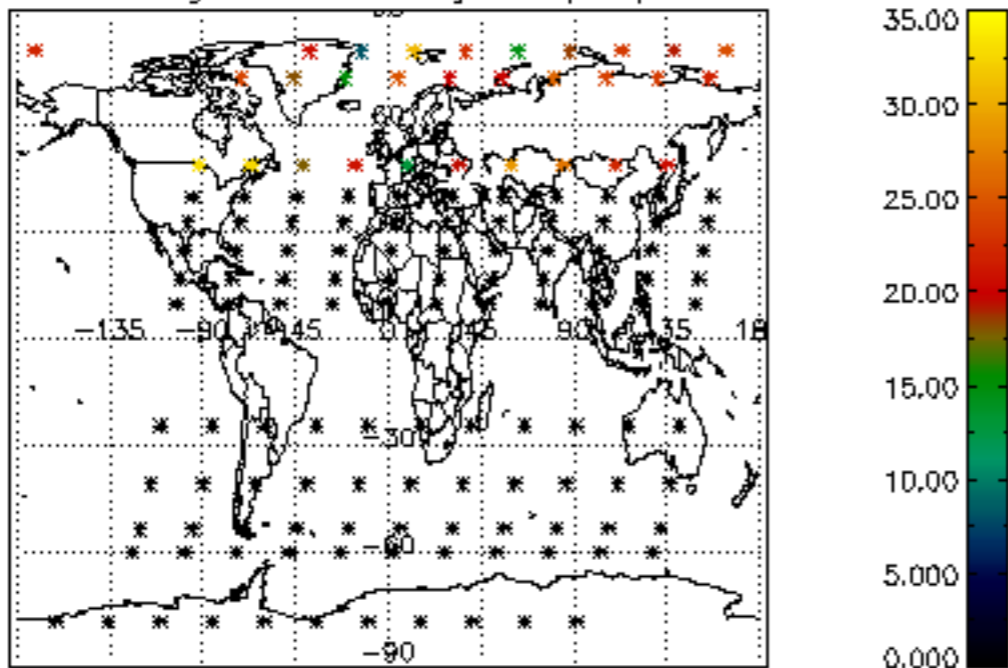
Percentage of star falling outside central band per profile



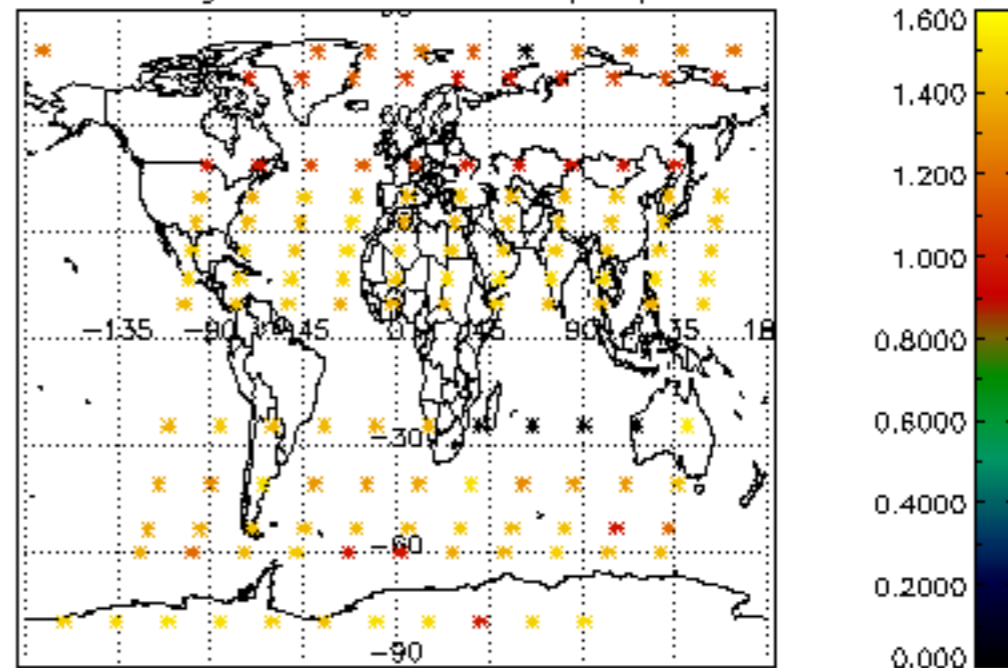
Percentage of saturation errors per profile



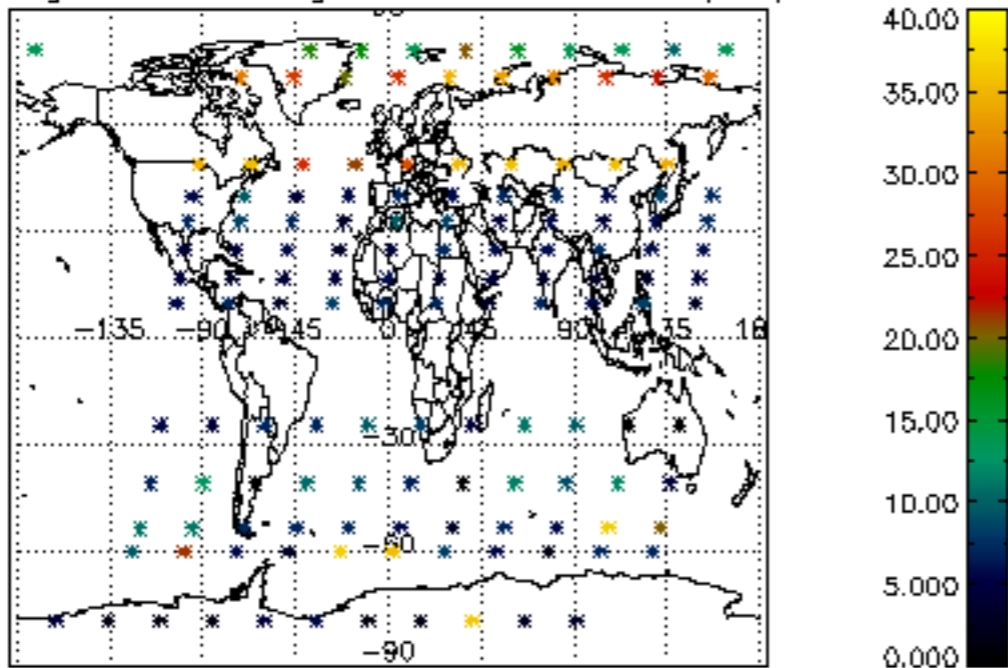
Percentage of cosmic ray hits per profile



Percentage of datation errors per profile



Percentage of star falling outside central band per profile



Percentage of saturation errors per profile

