

GOMOS Level 2 Daily Report

SUMMARY

[1. General Info](#)

[2. Summary of processed GOM_NL_2P products](#)

[3. Level 2 Quality information per product](#)

[3.1 Plot of level 2 quality information per product \(time dependant\)](#)

[3.2 Plot of level 2 quality information per product \(world map\)](#)

[4. Level 1 Quality information per product \(stored on level 2 products\)](#)

[4.1 Plot of level 1 quality information per product \(time dependant\)](#)

[4.1.1 Plot of level 1 quality information per product \(time dependant\): ASCENDING](#)

[4.1.2 Plot of level 1 quality information per product \(time dependant\): DESCENDING](#)

[4.2 Plot of level 1 quality information per product \(world map\)](#)

[4.2.1 Plot of level 1 quality information per product \(world map\): ASCENDING](#)

[4.2.2 Plot of level 1 quality information per product \(world map\): DESCENDING](#)

[5. Ozone profiles based on quality statistics and other trace gas profiles](#)

[5.1 Ozone statistics based on quality of products](#)

[5.2 Plot ozone profiles for all STD \(dark without errors\)](#)

[5.3 Plot ozone profiles where STD < 20% \(dark without errors\)](#)

[5.4. Plot ozone profiles where STD < 10% \(dark without errors\)](#)

[5.5. Plot ozone profiles where STD < 5% \(dark without errors\)](#)

[5.6 Plot NO2 profiles for all STD \(dark without errors\)](#)

[5.7 Plot NO3 profiles for all STD \(dark without errors\)](#)

[5.8 Plot H2O profiles \(only for occultations of stars 1,2,3,4,13,14,16,26,63 dark without errors\) for all STD](#)

[6. Auxiliary Data Files used for the production reported in section 2](#)

This report presents the daily analysis on parameters extracted from GOMOS level 2 data (GOM_NL__2P). It is intended to monitor some important parameters that will impact the quality of these products. A list of level 2 products (and content) that have arrived during the reporting day to the PCF is also given.

Item	Value
Time of report generation	18APR2013 13:26:17
Data source version	GOMOS/6.01
Start time of products	23-12-2005 (23DEC2005 00:00:00)
Stop time of products	24-12-2005 (24DEC2005 00:00:00)
Store outputs in DB	Yes
Nb of level 2 prods	354
Nb of prods with errors	0

2. Summary of processed GOM_NL__2P products.

Nr	Filename	UTC Start time	Limb	Duration	Star Id	Star Name	Star Mag	Star Temp	Nb Meas	Orbit	Prod. error
1	GOM_NL__2PRFIN20051223_000056_000000352043_00345_19938_7407.N1	23-DEC-2005 00:00:56	Bright	34.500	67	5Alp CrB	2.2210	11000.	69	19938	No
2	GOM_NL__2PRFIN20051223_000630_000000342043_00345_19938_7408.N1	23-DEC-2005 00:06:30	Bright	33.500	102	24Alp Ser	2.6000	4250.0	67	19938	No
3	GOM_NL__2PRFIN20051223_001118_000000532043_00345_19938_7409.N1	23-DEC-2005 00:11:18	Bright	53.000	104	27Bet Lib	2.6140	13100.	106	19938	No
4	GOM_NL__2PRFIN20051223_001342_000000382043_00345_19938_7410.N1	23-DEC-2005 00:13:42	Bright	37.500	122	9Alp2Lib	2.7470	9700.0	75	19938	No
5	GOM_NL__2PRFIN20051223_002018_000000442043_00345_19938_7411.N1	23-DEC-2005 00:20:18	Dark	44.000	54	5The Cen	2.0550	4500.0	88	19938	No
6	GOM_NL__2PRFIN20051223_002533_000000422043_00345_19938_7412.N1	23-DEC-2005 00:25:33	Dark	41.500	4	Alp1Cen	-0.010000	5800.0	83	19938	No
7	GOM_NL__2PRFIN20051223_002856_000000522043_00346_19939_7279.N1	23-DEC-2005 00:28:56	Dark	51.500	12	Alp1Cru	0.77500	30000.	103	19939	No
8	GOM_NL__2PRFIN20051223_003428_000000422043_00346_19939_7280.N1	23-DEC-2005 00:34:28	Dark	42.000	29	Bet Car	1.6720	10200.	84	19939	No
9	GOM_NL__2PRFIN20051223_003714_000000562043_00346_19939_7281.N1	23-DEC-2005 00:37:14	Dark	55.500	41	Eps Car	1.8600	4100.0	111	19939	No
10	GOM_NL__2PRFIN20051223_004150_000000432043_00346_19939_7282.N1	23-DEC-2005 00:41:50	Dark	43.000	2	Alp Car	-0.73600	7000.0	86	19939	No
11	GOM_NL__2PRFIN20051223_004741_000000392043_00346_19939_7283.N1	23-DEC-2005 00:47:41	Straylight	38.500	108	Alp Col	2.6520	15200.	77	19939	No
12	GOM_NL__2PRFIN20051223_005139_000000432043_00346_19939_7284.N1	23-DEC-2005 00:51:39	Straylight	42.500	139	9Bet Lep	2.8330	5600.0	85	19939	No
13	GOM_NL__2PRFIN20051223_005525_000000462043_00346_19939_7285.N1	23-DEC-2005 00:55:25	Straylight	45.500	7	19Bet Ori	0.10000	14000.	91	19939	No
14	GOM_NL__2PRFIN20051223_010238_000000522043_00346_19939_7286.N1	23-DEC-2005 01:02:38	Twilight_and_stray	52.000	13	87Alp Tau	0.86700	3800.0	104	19939	No
15	GOM_NL__2PRFIN20051223_010503_000000352043_00346_19939_7287.N1	23-DEC-2005 01:05:03	Bright	34.500	146	25Eta Tau	2.8730	15200.	69	19939	No
16	GOM_NL__2PRFIN20051223_010708_000000352043_00346_19939_7288.N1	23-DEC-2005 01:07:08	Bright	35.000	150	44Zet Per	2.8900	28000.	70	19939	No
17	GOM_NL__2PRFIN20051223_010921_000000362043_00346_19939_7289.N1	23-DEC-2005 01:09:21	Bright	35.500	149	45Eps Per	2.8880	30000.	71	19939	No
18	GOM_NL__2PRFIN20051223_011136_000000342043_00346_19939_7290.N1	23-DEC-2005 01:11:36	Bright	33.500	175	39Del Per	3.0100	19400.	67	19939	No
19	GOM_NL__2PRFIN20051223_011332_000000352043_00346_19939_7291.N1	23-DEC-2005 01:13:32	Bright	34.500	160	23Gam Per	2.9300	4700.0	69	19939	No
20	GOM_NL__2PRFIN20051223_012311_000000332043_00346_19939_7292.N1	23-DEC-2005 01:23:11	Bright	32.500	49	1Alp UMi	1.9900	6300.0	65	19939	No
21	GOM_NL__2PRFIN20051223_012750_000000392043_00346_19939_7293.N1	23-DEC-2005 01:27:50	Bright	38.500	60	7Bet UMi	2.0810	3950.0	77	19939	No
22	GOM_NL__2PRFIN20051223_013121_000000362043_00346_19939_7294.N1	23-DEC-2005 01:31:21	Bright	36.000	119	14Eta Dra	2.7270	4700.0	72	19939	No
23	GOM_NL__2PRFIN20051223_013311_000000372043_00346_19939_7295.N1	23-DEC-2005 01:33:11	Bright	37.000	130	23Bet Dra	2.7990	5800.0	74	19939	No
24	GOM_NL__2PRFIN20051223_013929_000000352043_00346_19939_7296.N1	23-DEC-2005 01:39:29	Bright	34.500	133	40Zet Her	2.8070	6000.0	69	19939	No
25	GOM_NL__2PRFIN20051223_014132_000000352043_00346_19939_7297.N1	23-DEC-2005 01:41:32	Bright	34.500	67	5Alp CrB	2.2210	11000.	69	19939	No
26	GOM_NL__2PRFIN20051223_014707_000000342043_00346_19939_7298.N1	23-DEC-2005 01:47:07	Bright	33.500	102	24Alp Ser	2.6000	4250.0	67	19939	No
27	GOM_NL__2PRFIN20051223_015155_000000352043_00346_19939_7299.N1	23-DEC-2005 01:51:55	Bright	35.000	104	27Bet Lib	2.6140	13100.	70	19939	No
28	GOM_NL__2PRFIN20051223_015418_000000372043_00346_19939_7300.N1	23-DEC-2005 01:54:18	Bright	37.000	122	9Alp2Lib	2.7470	9700.0	74	19939	No
29	GOM_NL__2PRFIN20051223_020055_000000462043_00346_19939_7301.N1	23-DEC-2005 02:00:55	Dark	45.500	54	5The Cen	2.0550	4500.0	91	19939	No
30	GOM_NL__2PRFIN20051223_020243_000000382043_00346_19939_7302.N1	23-DEC-2005 02:02:43	Dark	38.000	78	Alp Lup	2.3040	28000.	76	19939	No
31	GOM_NL__2PRFIN20051223_020609_000000452043_00346_19939_7303.N1	23-DEC-2005 02:06:09	Dark	45.000	4	Alp1Cen	-0.010000	5800.0	90	19939	No
32	GOM_NL__2PRFIN20051223_020932_000000422043_00347_19940_7280.N1	23-DEC-2005 02:09:32	Dark	41.500	12	Alp1Cru	0.77500	30000.	83	19940	No
33	GOM_NL__2PRFIN20051223_021504_000000382043_00347_19940_7281.N1	23-DEC-2005 02:15:04	Dark	38.000	29	Bet Car	1.6720	10200.	76	19940	No
34	GOM_NL__2PRFIN20051223_021750_000000542043_00347_19940_7282.N1	23-DEC-2005 02:17:50	Dark	54.000	41	Eps Car	1.8600	4100.0	108	19940	No
35	GOM_NL__2PRFIN20051223_022226_000000442043_00347_19940_7283.N1	23-DEC-2005 02:22:26	Dark	43.500	2	Alp Car	-0.73600	7000.0	87	19940	No
36	GOM_NL__2PRFIN20051223_022818_000000422043_00347_19940_7284.N1	23-DEC-2005 02:28:18	Straylight	42.000	108	Alp Col	2.6520	15200.	84	19940	No
37	GOM_NL__2PRFIN20051223_023215_000000442043_00347_19940_7285.N1	23-DEC-2005 02:32:15	Straylight	44.000	139	9Bet Lep	2.8330	5600.0	88	19940	No
38	GOM_NL__2PRFIN20051223_023601_000000522043_00347_19940_7286.N1	23-DEC-2005 02:36:01	Straylight	52.000	7	19Bet Ori	0.10000	14000.	104	19940	No
39	GOM_NL__2PRFIN20051223_024314_000000442043_00347_19940_7287.N1	23-DEC-2005 02:43:14	Twilight_and_stray	44.000	13	87Alp Tau	0.86700	3800.0	88	19940	No
40	GOM_NL__2PRFIN20051223_024540_000000372043_00347_19940_7288.N1	23-DEC-2005 02:45:40	Bright	36.500	146	25Eta Tau	2.8730	15200.	73	19940	No
41	GOM_NL__2PRFIN20051223_024744_000000362043_00347_19940_7289.N1	23-DEC-2005 02:47:44	Bright	35.500	150	44Zet Per	2.8900	28000.	71	19940	No
42	GOM_NL__2PRFIN20051223_024957_000000342043_00347_19940_7290.N1	23-DEC-2005 02:49:57	Bright	34.000	149	45Eps Per	2.8880	30000.	68	19940	No

43	GOM_NL__2PRFIN20051223_025212_000000352043_00347_19940_7291.N1	23-DEC-2005 02:52:12	Bright	34.500	175	39Del Per	3.0100	19400.	69	19940	No
44	GOM_NL__2PRFIN20051223_025408_000000352043_00347_19940_7292.N1	23-DEC-2005 02:54:08	Bright	35.000	160	23Gam Per	2.9300	4700.0	70	19940	No
45	GOM_NL__2PRFIN20051223_030347_000000342043_00347_19940_7293.N1	23-DEC-2005 03:03:47	Bright	33.500	49	1Alp UMi	1.9900	6300.0	67	19940	No
46	GOM_NL__2PRFIN20051223_030826_000000372043_00347_19940_7294.N1	23-DEC-2005 03:08:26	Bright	37.000	60	7Bet UMi	2.0810	3950.0	74	19940	No
47	GOM_NL__2PRFIN20051223_031157_000000362043_00347_19940_7295.N1	23-DEC-2005 03:11:57	Bright	35.500	119	14Eta Dra	2.7270	4700.0	71	19940	No
48	GOM_NL__2PRFIN20051223_031347_000000372043_00347_19940_7296.N1	23-DEC-2005 03:13:47	Bright	36.500	130	23Bet Dra	2.7990	5800.0	73	19940	No
49	GOM_NL__2PRFIN20051223_032005_000000342043_00347_19940_7297.N1	23-DEC-2005 03:20:05	Bright	34.000	133	40Zet Her	2.8070	6000.0	68	19940	No
50	GOM_NL__2PRFIN20051223_032208_000000442043_00347_19940_7298.N1	23-DEC-2005 03:22:08	Bright	44.000	67	5Alp CrB	2.2210	11000.	88	19940	No
51	GOM_NL__2PRFIN20051223_032743_000000332043_00347_19940_7299.N1	23-DEC-2005 03:27:43	Bright	33.000	102	24Alp Ser	2.6000	4250.0	66	19940	No
52	GOM_NL__2PRFIN20051223_033231_000000502043_00347_19940_7300.N1	23-DEC-2005 03:32:31	Bright	50.000	104	27Bet Lib	2.6140	13100.	100	19940	No
53	GOM_NL__2PRFIN20051223_033455_000000382043_00347_19940_7301.N1	23-DEC-2005 03:34:55	Bright	38.000	122	9Alp2Lib	2.7470	9700.0	76	19940	No
54	GOM_NL__2PRFIN20051223_034131_000000452043_00347_19940_7302.N1	23-DEC-2005 03:41:31	Dark	44.500	54	5The Cen	2.0550	4500.0	89	19940	No
55	GOM_NL__2PRFIN20051223_034646_000000512043_00347_19940_7303.N1	23-DEC-2005 03:46:46	Dark	51.000	4	Alp1Cen	-0.010000	5800.0	102	19940	No
56	GOM_NL__2PRFIN20051223_035008_000000442043_00348_19941_7389.N1	23-DEC-2005 03:50:08	Dark	44.000	12	Alp1Cru	0.77500	30000.	88	19941	No
57	GOM_NL__2PRFIN20051223_035541_000000392043_00348_19941_7390.N1	23-DEC-2005 03:55:41	Dark	39.000	29	Bet Car	1.6720	10200.	78	19941	No
58	GOM_NL__2PRFIN20051223_035827_000000472043_00348_19941_7391.N1	23-DEC-2005 03:58:27	Dark	46.500	41	Eps Car	1.8600	4100.0	93	19941	No
59	GOM_NL__2PRFIN20051223_040302_000000542043_00348_19941_7392.N1	23-DEC-2005 04:03:02	Dark	54.000	2	Alp Car	-0.73600	7000.0	108	19941	No
60	GOM_NL__2PRFIN20051223_040854_000000392043_00348_19941_7393.N1	23-DEC-2005 04:08:54	Straylight	38.500	108	Alp Col	2.6520	15200.	77	19941	No
61	GOM_NL__2PRFIN20051223_041251_000000432043_00348_19941_7394.N1	23-DEC-2005 04:12:51	Straylight	42.500	139	9Bet Lep	2.8330	5600.0	85	19941	No
62	GOM_NL__2PRFIN20051223_041637_000000442043_00348_19941_7395.N1	23-DEC-2005 04:16:37	Straylight	44.000	7	19Bet Ori	0.10000	14000.	88	19941	No
63	GOM_NL__2PRFIN20051223_042350_000000492043_00348_19941_7396.N1	23-DEC-2005 04:23:50	Tw_i_and_stray	49.000	13	87Alp Tau	0.86700	3800.0	98	19941	No
64	GOM_NL__2PRFIN20051223_042616_000000362043_00348_19941_7397.N1	23-DEC-2005 04:26:16	Bright	35.500	146	25Eta Tau	2.8730	15200.	71	19941	No
65	GOM_NL__2PRFIN20051223_042820_000000362043_00348_19941_7398.N1	23-DEC-2005 04:28:20	Bright	35.500	150	44Zet Per	2.8900	28000.	71	19941	No
66	GOM_NL__2PRFIN20051223_043033_000000342043_00348_19941_7399.N1	23-DEC-2005 04:30:33	Bright	33.500	149	45Eps Per	2.8880	30000.	67	19941	No
67	GOM_NL__2PRFIN20051223_043248_000000342043_00348_19941_7400.N1	23-DEC-2005 04:32:48	Bright	34.000	175	39Del Per	3.0100	19400.	68	19941	No
68	GOM_NL__2PRFIN20051223_043445_000000362043_00348_19941_7401.N1	23-DEC-2005 04:34:45	Bright	36.000	160	23Gam Per	2.9300	4700.0	72	19941	No
69	GOM_NL__2PRFIN20051223_044423_000000342043_00348_19941_7402.N1	23-DEC-2005 04:44:23	Bright	33.500	49	1Alp UMi	1.9900	6300.0	67	19941	No
70	GOM_NL__2PRFIN20051223_044902_000000372043_00348_19941_7403.N1	23-DEC-2005 04:49:02	Bright	37.000	60	7Bet UMi	2.0810	3950.0	74	19941	No
71	GOM_NL__2PRFIN20051223_045233_000000372043_00348_19941_7404.N1	23-DEC-2005 04:52:33	Bright	36.500	119	14Eta Dra	2.7270	4700.0	73	19941	No
72	GOM_NL__2PRFIN20051223_045423_000000342043_00348_19941_7405.N1	23-DEC-2005 04:54:23	Bright	33.500	130	23Bet Dra	2.7990	5800.0	67	19941	No
73	GOM_NL__2PRFIN20051223_050041_000000342043_00348_19941_7406.N1	23-DEC-2005 05:00:41	Bright	34.000	133	40Zet Her	2.8070	6000.0	68	19941	No
74	GOM_NL__2PRFIN20051223_050244_000000352043_00348_19941_7407.N1	23-DEC-2005 05:02:44	Bright	35.000	67	5Alp CrB	2.2210	11000.	70	19941	No
75	GOM_NL__2PRFIN20051223_050819_000000342043_00348_19941_7408.N1	23-DEC-2005 05:08:19	Bright	33.500	102	24Alp Ser	2.6000	4250.0	67	19941	No
76	GOM_NL__2PRFIN20051223_051307_000000362043_00348_19941_7409.N1	23-DEC-2005 05:13:07	Bright	35.500	104	27Bet Lib	2.6140	13100.	71	19941	No
77	GOM_NL__2PRFIN20051223_051531_000000382043_00348_19941_7410.N1	23-DEC-2005 05:15:31	Bright	37.500	122	9Alp2Lib	2.7470	9700.0	75	19941	No
78	GOM_NL__2PRFIN20051223_052208_000000522043_00348_19941_7411.N1	23-DEC-2005 05:22:08	Dark	51.500	54	5The Cen	2.0550	4500.0	103	19941	No
79	GOM_NL__2PRFIN20051223_052355_000000412043_00348_19941_7412.N1	23-DEC-2005 05:23:55	Dark	40.500	78	Alp Lup	2.3040	28000.	81	19941	No
80	GOM_NL__2PRFIN20051223_052722_000000522043_00348_19941_7413.N1	23-DEC-2005 05:27:22	Dark	52.000	4	Alp1Cen	-0.010000	5800.0	104	19941	No
81	GOM_NL__2PRFIN20051223_053045_000000512043_00349_19942_7389.N1	23-DEC-2005 05:30:45	Dark	50.500	12	Alp1Cru	0.77500	30000.	101	19942	No
82	GOM_NL__2PRFIN20051223_053617_000000392043_00349_19942_7390.N1	23-DEC-2005 05:36:17	Dark	38.500	29	Bet Car	1.6720	10200.	77	19942	No
83	GOM_NL__2PRFIN20051223_053903_000000452043_00349_19942_7391.N1	23-DEC-2005 05:39:03	Dark	45.000	41	Eps Car	1.8600	4100.0	90	19942	No
84	GOM_NL__2PRFIN20051223_054339_000000442043_00349_19942_7392.N1	23-DEC-2005 05:43:39	Dark	43.500	2	Alp Car	-0.73600	7000.0	87	19942	No
85	GOM_NL__2PRFIN20051223_054930_000000382043_00349_19942_7393.N1	23-DEC-2005 05:49:30	Straylight	38.000	108	Alp Col	2.6520	15200.	76	19942	No
86	GOM_NL__2PRFIN20051223_055417_000000062043_00349_19942_7394.N1	23-DEC-2005 05:54:17	Straylight	6.0000	101	11Alp Lep	2.5820	7000.0	12	19942	No
87	GOM_NL__2PRFIN20051223_055713_000000472043_00349_19942_7395.N1	23-DEC-2005 05:57:13	Straylight	47.000	7	19Bet Ori	0.10000	14000.	94	19942	No
88	GOM_NL__2PRFIN20051223_060426_000000452043_00349_19942_7396.N1	23-DEC-2005 06:04:26	Tw_i_and_stray	45.000	13	87Alp Tau	0.86700	3800.0	90	19942	No
89	GOM_NL__2PRFIN20051223_060652_000000362043_00349_19942_7397.N1	23-DEC-2005 06:06:52	Bright	35.500	146	25Eta Tau	2.8730	15200.	71	19942	No
90	GOM_NL__2PRFIN20051223_060856_000000362043_00349_19942_7398.N1	23-DEC-2005 06:08:56	Bright	35.500	150	44Zet Per	2.8900	28000.	71	19942	No
91	GOM_NL__2PRFIN20051223_061109_000000342043_00349_19942_7399.N1	23-DEC-2005 06:11:09	Bright	33.500	149	45Eps Per	2.8880	30000.	67	19942	No
92	GOM_NL__2PRFIN20051223_061324_000000342043_00349_19942_7400.N1	23-DEC-2005 06:13:24	Bright	33.500	175	39Del Per	3.0100	19400.	67	19942	No
93	GOM_NL__2PRFIN20051223_061521_000000362043_00349_19942_7401.N1	23-DEC-2005 06:15:21	Bright	36.000	160	23Gam Per	2.9300	4700.0	72	19942	No
94	GOM_NL__2PRFIN20051223_062459_000000362043_00349_19942_7402.N1	23-DEC-2005 06:24:59	Bright	35.500	49	1Alp UMi	1.9900	6300.0	71	19942	No
95	GOM_NL__2PRFIN20051223_062938_000000402043_00349_19942_7403.N1	23-DEC-2005 06:29:38	Bright	39.500	60	7Bet UMi	2.0810	3950.0	79	19942	No
96	GOM_NL__2PRFIN20051223_063310_000000362043_00349_19942_7404.N1	23-DEC-2005 06:33:10	Bright	36.000	119	14Eta Dra	2.7270	4700.0	72	19942	No
97	GOM_NL__2PRFIN20051223_063459_000000362043_00349_19942_7405.N1	23-DEC-2005 06:34:59	Bright	35.500	130	23Bet Dra	2.7990	5800.0	71	19942	No
98	GOM_NL__2PRFIN20051223_064117_000000342043_00349_19942_7406.N1	23-DEC-2005 06:41:17	Bright	33.500	133	40Zet Her	2.8070	6000.0	67	19942	No
99	GOM_NL__2PRFIN20051223_064321_000000362043_00349_19942_7407.N1	23-DEC-2005 06:43:21	Bright	35.500	67	5Alp CrB	2.2210	11000.	71	19942	No
100	GOM_NL__2PRFIN20051223_064855_000000432043_00349_19942_7408.N1	23-DEC-2005 06:48:55	Bright	43.000	102	24Alp Ser	2.6000	4250.0	86	19942	No
101	GOM_NL__2PRFIN20051223_065344_000000362043_00349_19942_7409.N1	23-DEC-2005 06:53:44	Bright	35.500	104	27Bet Lib	2.6140	13100.	71	19942	No

102	GOM_NL__2PRFIN20051223_065608_000000382043_00349_19942_7410.N1	23-DEC-2005 06:56:08	Bright	37.500	122	9Alp2Lib	2.7470	9700.0	75	19942	No
103	GOM_NL__2PRFIN20051223_070244_000000462043_00349_19942_7411.N1	23-DEC-2005 07:02:44	Dark	45.500	54	5The Cen	2.0550	4500.0	91	19942	No
104	GOM_NL__2PRFIN20051223_070432_000000402043_00349_19942_7412.N1	23-DEC-2005 07:04:32	Dark	39.500	78	Alp Lup	2.3040	28000.	79	19942	No
105	GOM_NL__2PRFIN20051223_070758_000000522043_00349_19942_7413.N1	23-DEC-2005 07:07:58	Dark	52.000	4	Alp1Cen	-0.010000	5800.0	104	19942	No
106	GOM_NL__2PRFIN20051223_071121_000000522043_00350_19943_7190.N1	23-DEC-2005 07:11:21	Dark	52.000	12	Alp1Cru	0.77500	30000.	104	19943	No
107	GOM_NL__2PRFIN20051223_071654_000000392043_00350_19943_7191.N1	23-DEC-2005 07:16:54	Dark	38.500	29	Bet Car	1.6720	10200.	77	19943	No
108	GOM_NL__2PRFIN20051223_071940_000000472043_00350_19943_7192.N1	23-DEC-2005 07:19:40	Dark	46.500	41	Eps Car	1.8600	4100.0	93	19943	No
109	GOM_NL__2PRFIN20051223_072415_000000442043_00350_19943_7193.N1	23-DEC-2005 07:24:15	Dark	43.500	2	Alp Car	-0.73600	7000.0	87	19943	No
110	GOM_NL__2PRFIN20051223_073006_000000402043_00350_19943_7194.N1	23-DEC-2005 07:30:06	Straylight	40.000	108	Alp Col	2.6520	15200.	80	19943	No
111	GOM_NL__2PRFIN20051223_073453_000000062043_00350_19943_7195.N1	23-DEC-2005 07:34:53	Straylight	5.5000	101	11Alp Lep	2.5820	7000.0	11	19943	No
112	GOM_NL__2PRFIN20051223_073749_000000532043_00350_19943_7196.N1	23-DEC-2005 07:37:49	Straylight	52.500	7	19Bet Ori	0.10000	14000.	105	19943	No
113	GOM_NL__2PRFIN20051223_074502_000000452043_00350_19943_7197.N1	23-DEC-2005 07:45:02	Tw_i_and_stray	44.500	13	87Alp Tau	0.86700	3800.0	89	19943	No
114	GOM_NL__2PRFIN20051223_074728_000000352043_00350_19943_7198.N1	23-DEC-2005 07:47:28	Bright	35.000	146	25Eta Tau	2.8730	15200.	70	19943	No
115	GOM_NL__2PRFIN20051223_074932_000000352043_00350_19943_7199.N1	23-DEC-2005 07:49:32	Bright	35.000	150	44Zet Per	2.8900	28000.	70	19943	No
116	GOM_NL__2PRFIN20051223_075146_000000352043_00350_19943_7200.N1	23-DEC-2005 07:51:46	Bright	34.500	149	45Eps Per	2.8880	30000.	69	19943	No
117	GOM_NL__2PRFIN20051223_075401_000000352043_00350_19943_7201.N1	23-DEC-2005 07:54:01	Bright	34.500	175	39Del Per	3.0100	19400.	69	19943	No
118	GOM_NL__2PRFIN20051223_075557_000000352043_00350_19943_7202.N1	23-DEC-2005 07:55:57	Bright	35.000	160	23Gam Per	2.9300	4700.0	70	19943	No
119	GOM_NL__2PRFIN20051223_080535_000000352043_00350_19943_7203.N1	23-DEC-2005 08:05:35	Bright	35.000	49	1Alp UMi	1.9900	6300.0	70	19943	No
120	GOM_NL__2PRFIN20051223_081013_000000382043_00350_19943_7204.N1	23-DEC-2005 08:10:13	Bright	37.500	60	7Bet UMi	2.0810	3950.0	75	19943	No
121	GOM_NL__2PRFIN20051223_081346_000000362043_00350_19943_7205.N1	23-DEC-2005 08:13:46	Bright	35.500	119	14Eta Dra	2.7270	4700.0	71	19943	No
122	GOM_NL__2PRFIN20051223_081536_000000472043_00350_19943_7206.N1	23-DEC-2005 08:15:36	Bright	46.500	130	23Bet Dra	2.7990	5800.0	93	19943	No
123	GOM_NL__2PRFIN20051223_082154_000000342043_00350_19943_7207.N1	23-DEC-2005 08:21:54	Bright	33.500	133	40Zet Her	2.8070	6000.0	67	19943	No
124	GOM_NL__2PRFIN20051223_082357_000000352043_00350_19943_7208.N1	23-DEC-2005 08:23:57	Bright	34.500	67	5Alp CrB	2.2210	11000.	69	19943	No
125	GOM_NL__2PRFIN20051223_082931_000000342043_00350_19943_7209.N1	23-DEC-2005 08:29:31	Bright	33.500	102	24Alp Ser	2.6000	4250.0	67	19943	No
126	GOM_NL__2PRFIN20051223_083420_000000362043_00350_19943_7210.N1	23-DEC-2005 08:34:20	Bright	36.000	104	27Bet Lib	2.6140	13100.	72	19943	No
127	GOM_NL__2PRFIN20051223_083644_000000462043_00350_19943_7211.N1	23-DEC-2005 08:36:44	Bright	46.000	122	9Alp2Lib	2.7470	9700.0	92	19943	No
128	GOM_NL__2PRFIN20051223_084321_000000422043_00350_19943_7212.N1	23-DEC-2005 08:43:21	Dark	42.000	54	5The Cen	2.0550	4500.0	84	19943	No
129	GOM_NL__2PRFIN20051223_084508_000000392043_00350_19943_7213.N1	23-DEC-2005 08:45:08	Dark	39.000	78	Alp Lup	2.3040	28000.	78	19943	No
130	GOM_NL__2PRFIN20051223_084834_000000412043_00350_19943_7214.N1	23-DEC-2005 08:48:34	Dark	40.500	4	Alp1Cen	-0.010000	5800.0	81	19943	No
131	GOM_NL__2PRFIN20051223_085158_000000452043_00351_19944_6849.N1	23-DEC-2005 08:51:58	Dark	44.500	12	Alp1Cru	0.77500	30000.	89	19944	No
132	GOM_NL__2PRFIN20051223_085730_000000392043_00351_19944_6850.N1	23-DEC-2005 08:57:30	Dark	38.500	29	Bet Car	1.6720	10200.	77	19944	No
133	GOM_NL__2PRFIN20051223_090016_000000452043_00351_19944_6851.N1	23-DEC-2005 09:00:16	Dark	45.000	41	Eps Car	1.8600	4100.0	90	19944	No
134	GOM_NL__2PRFIN20051223_090451_000000442043_00351_19944_6852.N1	23-DEC-2005 09:04:51	Dark	44.000	2	Alp Car	-0.73600	7000.0	88	19944	No
135	GOM_NL__2PRFIN20051223_091042_000000372043_00351_19944_6853.N1	23-DEC-2005 09:10:42	Straylight	37.000	108	Alp Col	2.6520	15200.	74	19944	No
136	GOM_NL__2PRFIN20051223_091529_000000172043_00351_19944_6854.N1	23-DEC-2005 09:15:29	Straylight	16.500	101	11Alp Lep	2.5820	7000.0	33	19944	No
137	GOM_NL__2PRFIN20051223_091825_000000472043_00351_19944_6855.N1	23-DEC-2005 09:18:25	Straylight	47.000	7	19Bet Ori	0.10000	14000.	94	19944	No
138	GOM_NL__2PRFIN20051223_092538_000000522043_00351_19944_6856.N1	23-DEC-2005 09:25:38	Tw_i_and_stray	52.000	13	87Alp Tau	0.86700	3800.0	104	19944	No
139	GOM_NL__2PRFIN20051223_092804_000000372043_00351_19944_6857.N1	23-DEC-2005 09:28:04	Bright	36.500	146	25Eta Tau	2.8730	15200.	73	19944	No
140	GOM_NL__2PRFIN20051223_093008_000000362043_00351_19944_6858.N1	23-DEC-2005 09:30:08	Bright	35.500	150	44Zet Per	2.8900	28000.	71	19944	No
141	GOM_NL__2PRFIN20051223_093222_000000352043_00351_19944_6859.N1	23-DEC-2005 09:32:22	Bright	34.500	149	45Eps Per	2.8880	30000.	69	19944	No
142	GOM_NL__2PRFIN20051223_093436_000000352043_00351_19944_6860.N1	23-DEC-2005 09:34:36	Bright	34.500	175	39Del Per	3.0100	19400.	69	19944	No
143	GOM_NL__2PRFIN20051223_093633_000000372043_00351_19944_6861.N1	23-DEC-2005 09:36:33	Bright	36.500	160	23Gam Per	2.9300	4700.0	73	19944	No
144	GOM_NL__2PRFIN20051223_094611_000000352043_00351_19944_6862.N1	23-DEC-2005 09:46:11	Bright	35.000	49	1Alp UMi	1.9900	6300.0	70	19944	No
145	GOM_NL__2PRFIN20051223_095049_000000392043_00351_19944_6863.N1	23-DEC-2005 09:50:49	Bright	38.500	60	7Bet UMi	2.0810	3950.0	77	19944	No
146	GOM_NL__2PRFIN20051223_095422_000000352043_00351_19944_6864.N1	23-DEC-2005 09:54:22	Bright	34.500	119	14Eta Dra	2.7270	4700.0	69	19944	No
147	GOM_NL__2PRFIN20051223_095612_000000522043_00351_19944_6865.N1	23-DEC-2005 09:56:12	Bright	52.000	130	23Bet Dra	2.7990	5800.0	104	19944	No
148	GOM_NL__2PRFIN20051223_100230_000000342043_00351_19944_6866.N1	23-DEC-2005 10:02:30	Bright	34.000	133	40Zet Her	2.8070	6000.0	68	19944	No
149	GOM_NL__2PRFIN20051223_100433_000000422043_00351_19944_6867.N1	23-DEC-2005 10:04:33	Bright	42.000	67	5Alp CrB	2.2210	11000.	84	19944	No
150	GOM_NL__2PRFIN20051223_101007_000000342043_00351_19944_6868.N1	23-DEC-2005 10:10:07	Bright	33.500	102	24Alp Ser	2.6000	4250.0	67	19944	No
151	GOM_NL__2PRFIN20051223_101456_000000532043_00351_19944_6869.N1	23-DEC-2005 10:14:56	Bright	53.000	104	27Bet Lib	2.6140	13100.	106	19944	No
152	GOM_NL__2PRFIN20051223_101720_000000392043_00351_19944_6870.N1	23-DEC-2005 10:17:20	Bright	38.500	122	9Alp2Lib	2.7470	9700.0	77	19944	No
153	GOM_NL__2PRFIN20051223_102357_000000432043_00351_19944_6871.N1	23-DEC-2005 10:23:57	Dark	42.500	54	5The Cen	2.0550	4500.0	85	19944	No
154	GOM_NL__2PRFIN20051223_102544_000000422043_00351_19944_6872.N1	23-DEC-2005 10:25:44	Dark	41.500	78	Alp Lup	2.3040	28000.	83	19944	No
155	GOM_NL__2PRFIN20051223_102910_000000422043_00351_19944_6873.N1	23-DEC-2005 10:29:10	Dark	41.500	4	Alp1Cen	-0.010000	5800.0	83	19944	No
156	GOM_NL__2PRFIN20051223_103234_000000392043_00352_19945_6851.N1	23-DEC-2005 10:32:34	Dark	38.500	12	Alp1Cru	0.77500	30000.	77	19945	No
157	GOM_NL__2PRFIN20051223_103806_000000402043_00352_19945_6852.N1	23-DEC-2005 10:38:06	Dark	39.500	29	Bet Car	1.6720	10200.	79	19945	No
158	GOM_NL__2PRFIN20051223_104052_000000542043_00352_19945_6853.N1	23-DEC-2005 10:40:52	Dark	53.500	41	Eps Car	1.8600	4100.0	107	19945	No
159	GOM_NL__2PRFIN20051223_104527_000000452043_00352_19945_6854.N1	23-DEC-2005 10:45:27	Dark	45.000	2	Alp Car	-0.73600	7000.0	90	19945	No
160	GOM_NL__2PRFIN20051223_105118_000000392043_00352_19945_6855.N1	23-DEC-2005 10:51:18	Straylight	39.000	108	Alp Col	2.6520	15200.	78	19945	No

161	GOM_NL__2PRFIN20051223_105605_000000172043_00352_19945_6856.N1	23-DEC-2005 10:56:05	Straylight	17.000	101	11Alp Lep	2.5820	7000.0	34	19945	No
162	GOM_NL__2PRFIN20051223_105901_000000482043_00352_19945_6857.N1	23-DEC-2005 10:59:01	Straylight	48.000	7	19Bet Ori	0.10000	14000.	96	19945	No
163	GOM_NL__2PRFIN20051223_110614_000000492043_00352_19945_6858.N1	23-DEC-2005 11:06:14	Tw_i_and_stray	49.000	13	87Alp Tau	0.86700	3800.0	98	19945	No
164	GOM_NL__2PRFIN20051223_110840_000000372043_00352_19945_6859.N1	23-DEC-2005 11:08:40	Bright	36.500	146	25Eta Tau	2.8730	15200.	73	19945	No
165	GOM_NL__2PRFIN20051223_111044_000000342043_00352_19945_6860.N1	23-DEC-2005 11:10:44	Bright	34.000	150	44Zet Per	2.8900	28000.	68	19945	No
166	GOM_NL__2PRFIN20051223_111257_000000352043_00352_19945_6861.N1	23-DEC-2005 11:12:57	Bright	34.500	149	45Eps Per	2.8880	30000.	69	19945	No
167	GOM_NL__2PRFIN20051223_111512_000000352043_00352_19945_6862.N1	23-DEC-2005 11:15:12	Bright	34.500	175	39Del Per	3.0100	19400.	69	19945	No
168	GOM_NL__2PRFIN20051223_111709_000000362043_00352_19945_6863.N1	23-DEC-2005 11:17:09	Bright	35.500	160	23Gam Per	2.9300	4700.0	71	19945	No
169	GOM_NL__2PRFIN20051223_112647_000000352043_00352_19945_6864.N1	23-DEC-2005 11:26:47	Bright	35.000	49	1Alp UMi	1.9900	6300.0	70	19945	No
170	GOM_NL__2PRFIN20051223_113125_000000382043_00352_19945_6865.N1	23-DEC-2005 11:31:25	Bright	38.000	60	7Bet UMi	2.0810	3950.0	76	19945	No
171	GOM_NL__2PRFIN20051223_113457_000000372043_00352_19945_6866.N1	23-DEC-2005 11:34:57	Bright	36.500	119	14Eta Dra	2.7270	4700.0	73	19945	No
172	GOM_NL__2PRFIN20051223_113648_000000362043_00352_19945_6867.N1	23-DEC-2005 11:36:48	Bright	36.000	130	23Bet Dra	2.7990	5800.0	72	19945	No
173	GOM_NL__2PRFIN20051223_114306_000000342043_00352_19945_6868.N1	23-DEC-2005 11:43:06	Bright	33.500	133	40Zet Her	2.8070	6000.0	67	19945	No
174	GOM_NL__2PRFIN20051223_114509_000000352043_00352_19945_6869.N1	23-DEC-2005 11:45:09	Bright	35.000	67	5Alp CrB	2.2210	11000.	70	19945	No
175	GOM_NL__2PRFIN20051223_115043_000000342043_00352_19945_6870.N1	23-DEC-2005 11:50:43	Bright	33.500	102	24Alp Ser	2.6000	4250.0	67	19945	No
176	GOM_NL__2PRFIN20051223_115532_000000532043_00352_19945_6871.N1	23-DEC-2005 11:55:32	Bright	53.000	104	27Bet Lib	2.6140	13100.	106	19945	No
177	GOM_NL__2PRFIN20051223_115756_000000372043_00352_19945_6872.N1	23-DEC-2005 11:57:56	Bright	37.000	122	9Alp2Lib	2.7470	9700.0	74	19945	No
178	GOM_NL__2PRFIN20051223_120434_000000442043_00352_19945_6873.N1	23-DEC-2005 12:04:34	Dark	43.500	54	5The Cen	2.0550	4500.0	87	19945	No
179	GOM_NL__2PRFIN20051223_120620_000000412043_00352_19945_6874.N1	23-DEC-2005 12:06:20	Dark	40.500	78	Alp Lup	2.3040	28000.	81	19945	No
180	GOM_NL__2PRFIN20051223_120946_000000482043_00352_19945_6875.N1	23-DEC-2005 12:09:46	Dark	47.500	4	Alp1Cen	-0.010000	5800.0	95	19945	No
181	GOM_NL__2PRFIN20051223_121310_000000442043_00353_19946_6853.N1	23-DEC-2005 12:13:10	Dark	43.500	12	Alp1Cru	0.77500	30000.	87	19946	No
182	GOM_NL__2PRFIN20051223_121842_000000392043_00353_19946_6854.N1	23-DEC-2005 12:18:42	Dark	39.000	29	Bet Car	1.6720	10200.	78	19946	No
183	GOM_NL__2PRFIN20051223_122129_000000522043_00353_19946_6855.N1	23-DEC-2005 12:21:29	Dark	51.500	41	Eps Car	1.8600	4100.0	103	19946	No
184	GOM_NL__2PRFIN20051223_122603_000000522043_00353_19946_6856.N1	23-DEC-2005 12:26:03	Dark	52.000	2	Alp Car	-0.73600	7000.0	104	19946	No
185	GOM_NL__2PRFIN20051223_123154_000000412043_00353_19946_6857.N1	23-DEC-2005 12:31:54	Straylight	41.000	108	Alp Col	2.6520	15200.	82	19946	No
186	GOM_NL__2PRFIN20051223_123641_000000272043_00353_19946_6858.N1	23-DEC-2005 12:36:41	Straylight	26.500	101	11Alp Lep	2.5820	7000.0	53	19946	No
187	GOM_NL__2PRFIN20051223_123937_000000442043_00353_19946_6859.N1	23-DEC-2005 12:39:37	Straylight	44.000	7	19Bet Ori	0.10000	14000.	88	19946	No
188	GOM_NL__2PRFIN20051223_124650_000000442043_00353_19946_6860.N1	23-DEC-2005 12:46:50	Tw_i_and_stray	44.000	13	87Alp Tau	0.86700	3800.0	88	19946	No
189	GOM_NL__2PRFIN20051223_124916_000000352043_00353_19946_6861.N1	23-DEC-2005 12:49:16	Bright	35.000	146	25Eta Tau	2.8730	15200.	70	19946	No
190	GOM_NL__2PRFIN20051223_125120_000000352043_00353_19946_6862.N1	23-DEC-2005 12:51:20	Bright	35.000	150	44Zet Per	2.8900	28000.	70	19946	No
191	GOM_NL__2PRFIN20051223_125333_000000342043_00353_19946_6863.N1	23-DEC-2005 12:53:33	Bright	33.500	149	45Eps Per	2.8880	30000.	67	19946	No
192	GOM_NL__2PRFIN20051223_125548_000000342043_00353_19946_6864.N1	23-DEC-2005 12:55:48	Bright	34.000	175	39Del Per	3.0100	19400.	68	19946	No
193	GOM_NL__2PRFIN20051223_125745_000000352043_00353_19946_6865.N1	23-DEC-2005 12:57:45	Bright	35.000	160	23Gam Per	2.9300	4700.0	70	19946	No
194	GOM_NL__2PRFIN20051223_130723_000000342043_00353_19946_6866.N1	23-DEC-2005 13:07:23	Bright	33.500	49	1Alp UMi	1.9900	6300.0	67	19946	No
195	GOM_NL__2PRFIN20051223_131201_000000382043_00353_19946_6867.N1	23-DEC-2005 13:12:01	Bright	37.500	60	7Bet UMi	2.0810	3950.0	75	19946	No
196	GOM_NL__2PRFIN20051223_131534_000000322043_00353_19946_6868.N1	23-DEC-2005 13:15:34	Bright	31.500	119	14Eta Dra	2.7270	4700.0	63	19946	No
197	GOM_NL__2PRFIN20051223_131724_000000342043_00353_19946_6869.N1	23-DEC-2005 13:17:24	Bright	34.000	130	23Bet Dra	2.7990	5800.0	68	19946	No
198	GOM_NL__2PRFIN20051223_132342_000000342043_00353_19946_6870.N1	23-DEC-2005 13:23:42	Bright	33.500	133	40Zet Her	2.8070	6000.0	67	19946	No
199	GOM_NL__2PRFIN20051223_132545_000000342043_00353_19946_6871.N1	23-DEC-2005 13:25:45	Bright	34.000	67	5Alp CrB	2.2210	11000.	68	19946	No
200	GOM_NL__2PRFIN20051223_133119_000000342043_00353_19946_6872.N1	23-DEC-2005 13:31:19	Bright	33.500	102	24Alp Ser	2.6000	4250.0	67	19946	No
201	GOM_NL__2PRFIN20051223_133608_000000532043_00353_19946_6873.N1	23-DEC-2005 13:36:08	Bright	53.000	104	27Bet Lib	2.6140	13100.	106	19946	No
202	GOM_NL__2PRFIN20051223_133833_000000512043_00353_19946_6874.N1	23-DEC-2005 13:38:33	Bright	51.000	122	9Alp2Lib	2.7470	9700.0	102	19946	No
203	GOM_NL__2PRFIN20051223_134510_000000502043_00353_19946_6875.N1	23-DEC-2005 13:45:10	Dark	50.000	54	5The Cen	2.0550	4500.0	100	19946	No
204	GOM_NL__2PRFIN20051223_134657_000000372043_00353_19946_6876.N1	23-DEC-2005 13:46:57	Dark	37.000	78	Alp Lup	2.3040	28000.	74	19946	No
205	GOM_NL__2PRFIN20051223_135022_000000452043_00353_19946_6877.N1	23-DEC-2005 13:50:22	Dark	45.000	4	Alp1Cen	-0.010000	5800.0	90	19946	No
206	GOM_NL__2PRFIN20051223_135347_000000412043_00354_19947_6854.N1	23-DEC-2005 13:53:47	Dark	40.500	12	Alp1Cru	0.77500	30000.	81	19947	No
207	GOM_NL__2PRFIN20051223_135918_000000412043_00354_19947_6855.N1	23-DEC-2005 13:59:18	Dark	40.500	29	Bet Car	1.6720	10200.	81	19947	No
208	GOM_NL__2PRFIN20051223_140205_000000462043_00354_19947_6856.N1	23-DEC-2005 14:02:05	Dark	45.500	41	Eps Car	1.8600	4100.0	91	19947	No
209	GOM_NL__2PRFIN20051223_140640_000000452043_00354_19947_6857.N1	23-DEC-2005 14:06:40	Dark	45.000	2	Alp Car	-0.73600	7000.0	90	19947	No
210	GOM_NL__2PRFIN20051223_141231_000000402043_00354_19947_6858.N1	23-DEC-2005 14:12:31	Straylight	39.500	108	Alp Col	2.6520	15200.	79	19947	No
211	GOM_NL__2PRFIN20051223_141717_000000272043_00354_19947_6859.N1	23-DEC-2005 14:17:17	Straylight	27.000	101	11Alp Lep	2.5820	7000.0	54	19947	No
212	GOM_NL__2PRFIN20051223_142013_000000452043_00354_19947_6860.N1	23-DEC-2005 14:20:13	Straylight	44.500	7	19Bet Ori	0.10000	14000.	89	19947	No
213	GOM_NL__2PRFIN20051223_142726_000000472043_00354_19947_6861.N1	23-DEC-2005 14:27:26	Tw_i_and_stray	46.500	13	87Alp Tau	0.86700	3800.0	93	19947	No
214	GOM_NL__2PRFIN20051223_142952_000000352043_00354_19947_6862.N1	23-DEC-2005 14:29:52	Bright	35.000	146	25Eta Tau	2.8730	15200.	70	19947	No
215	GOM_NL__2PRFIN20051223_143156_000000362043_00354_19947_6863.N1	23-DEC-2005 14:31:56	Bright	35.500	150	44Zet Per	2.8900	28000.	71	19947	No
216	GOM_NL__2PRFIN20051223_143409_000000352043_00354_19947_6864.N1	23-DEC-2005 14:34:09	Bright	35.000	149	45Eps Per	2.8880	30000.	70	19947	No
217	GOM_NL__2PRFIN20051223_143624_000000342043_00354_19947_6865.N1	23-DEC-2005 14:36:24	Bright	34.000	175	39Del Per	3.0100	19400.	68	19947	No
218	GOM_NL__2PRFIN20051223_143821_000000342043_00354_19947_6866.N1	23-DEC-2005 14:38:21	Bright	33.500	160	23Gam Per	2.9300	4700.0	67	19947	No
219	GOM_NL__2PRFIN20051223_144759_000000332043_00354_19947_6867.N1	23-DEC-2005 14:47:59	Bright	33.000	49	1Alp UMi	1.9900	6300.0	66	19947	No

220	GOM_NL__2PRFIN20051223_145237_000000382043_00354_19947_6868.N1	23-DEC-2005 14:52:37	Bright	37.500	60	7Bet UMi	2.0810	3950.0	75	19947	No
221	GOM_NL__2PRFIN20051223_145610_000000372043_00354_19947_6869.N1	23-DEC-2005 14:56:10	Bright	36.500	119	14Eta Dra	2.7270	4700.0	73	19947	No
222	GOM_NL__2PRFIN20051223_145800_000000352043_00354_19947_6870.N1	23-DEC-2005 14:58:00	Bright	35.000	130	23Bet Dra	2.7990	5800.0	70	19947	No
223	GOM_NL__2PRFIN20051223_150418_000000332043_00354_19947_6871.N1	23-DEC-2005 15:04:18	Bright	32.500	133	40Zet Her	2.8070	6000.0	65	19947	No
224	GOM_NL__2PRFIN20051223_150621_000000342043_00354_19947_6872.N1	23-DEC-2005 15:06:21	Bright	33.500	67	5Alp CrB	2.2210	11000.	67	19947	No
225	GOM_NL__2PRFIN20051223_151156_000000342043_00354_19947_6873.N1	23-DEC-2005 15:11:56	Bright	33.500	102	24Alp Ser	2.6000	4250.0	67	19947	No
226	GOM_NL__2PRFIN20051223_151645_000000532043_00354_19947_6874.N1	23-DEC-2005 15:16:45	Bright	53.000	104	27Bet Lib	2.6140	13100.	106	19947	No
227	GOM_NL__2PRFIN20051223_151909_000000372043_00354_19947_6875.N1	23-DEC-2005 15:19:09	Bright	37.000	122	9Alp2Lib	2.7470	9700.0	74	19947	No
228	GOM_NL__2PRFIN20051223_152547_000000422043_00354_19947_6876.N1	23-DEC-2005 15:25:47	Dark	42.000	54	5The Cen	2.0550	4500.0	84	19947	No
229	GOM_NL__2PRFIN20051223_152733_000000402043_00354_19947_6877.N1	23-DEC-2005 15:27:33	Dark	39.500	78	Alp Lup	2.3040	28000.	79	19947	No
230	GOM_NL__2PRFIN20051223_153059_000000512043_00354_19947_6878.N1	23-DEC-2005 15:30:59	Dark	50.500	4	Alp1Cen	-0.010000	5800.0	101	19947	No
231	GOM_NL__2PRFIN20051223_153423_000000392043_00355_19948_6856.N1	23-DEC-2005 15:34:23	Dark	39.000	12	Alp1Cru	0.77500	30000.	78	19948	No
232	GOM_NL__2PRFIN20051223_153955_000000432043_00355_19948_6857.N1	23-DEC-2005 15:39:55	Dark	42.500	29	Bet Car	1.6720	10200.	85	19948	No
233	GOM_NL__2PRFIN20051223_154241_000000462043_00355_19948_6858.N1	23-DEC-2005 15:42:41	Dark	46.000	41	Eps Car	1.8600	4100.0	92	19948	No
234	GOM_NL__2PRFIN20051223_154716_000000472043_00355_19948_6859.N1	23-DEC-2005 15:47:16	Dark	46.500	2	Alp Car	-0.73600	7000.0	93	19948	No
235	GOM_NL__2PRFIN20051223_155307_000000402043_00355_19948_6860.N1	23-DEC-2005 15:53:07	Straylight	40.000	108	Alp Col	2.6520	15200.	80	19948	No
236	GOM_NL__2PRFIN20051223_155753_000000382043_00355_19948_6861.N1	23-DEC-2005 15:57:53	Straylight	38.000	101	11Alp Lep	2.5820	7000.0	76	19948	No
237	GOM_NL__2PRFIN20051223_160049_000000542043_00355_19948_6862.N1	23-DEC-2005 16:00:49	Straylight	54.000	7	19Bet Ori	0.10000	14000.	108	19948	No
238	GOM_NL__2PRFIN20051223_160802_000000462043_00355_19948_6863.N1	23-DEC-2005 16:08:02	Tw_i_and_stray	46.000	13	87Alp Tau	0.86700	3800.0	92	19948	No
239	GOM_NL__2PRFIN20051223_161029_000000362043_00355_19948_6864.N1	23-DEC-2005 16:10:29	Bright	35.500	146	25Eta Tau	2.8730	15200.	71	19948	No
240	GOM_NL__2PRFIN20051223_161233_000000362043_00355_19948_6865.N1	23-DEC-2005 16:12:33	Bright	35.500	150	44Zet Per	2.8900	28000.	71	19948	No
241	GOM_NL__2PRFIN20051223_161445_000000342043_00355_19948_6866.N1	23-DEC-2005 16:14:45	Bright	34.000	149	45Eps Per	2.8880	30000.	68	19948	No
242	GOM_NL__2PRFIN20051223_161700_000000342043_00355_19948_6867.N1	23-DEC-2005 16:17:00	Bright	33.500	175	39Del Per	3.0100	19400.	67	19948	No
243	GOM_NL__2PRFIN20051223_161857_000000352043_00355_19948_6868.N1	23-DEC-2005 16:18:57	Bright	35.000	160	23Gam Per	2.9300	4700.0	70	19948	No
244	GOM_NL__2PRFIN20051223_162835_000000362043_00355_19948_6869.N1	23-DEC-2005 16:28:35	Bright	36.000	49	1Alp UMi	1.9900	6300.0	72	19948	No
245	GOM_NL__2PRFIN20051223_163313_000000372043_00355_19948_6870.N1	23-DEC-2005 16:33:13	Bright	36.500	60	7Bet UMi	2.0810	3950.0	73	19948	No
246	GOM_NL__2PRFIN20051223_163646_000000372043_00355_19948_6871.N1	23-DEC-2005 16:36:46	Bright	37.000	119	14Eta Dra	2.7270	4700.0	74	19948	No
247	GOM_NL__2PRFIN20051223_163836_000000512043_00355_19948_6872.N1	23-DEC-2005 16:38:36	Bright	50.500	130	23Bet Dra	2.7990	5800.0	101	19948	No
248	GOM_NL__2PRFIN20051223_164454_000000362043_00355_19948_6873.N1	23-DEC-2005 16:44:54	Bright	35.500	133	40Zet Her	2.8070	6000.0	71	19948	No
249	GOM_NL__2PRFIN20051223_164657_000000352043_00355_19948_6874.N1	23-DEC-2005 16:46:57	Bright	35.000	67	5Alp CrB	2.2210	11000.	70	19948	No
250	GOM_NL__2PRFIN20051223_165232_000000342043_00355_19948_6875.N1	23-DEC-2005 16:52:32	Bright	33.500	102	24Alp Ser	2.6000	4250.0	67	19948	No
251	GOM_NL__2PRFIN20051223_165721_000000352043_00355_19948_6876.N1	23-DEC-2005 16:57:21	Bright	35.000	104	27Bet Lib	2.6140	13100.	70	19948	No
252	GOM_NL__2PRFIN20051223_165945_000000372043_00355_19948_6877.N1	23-DEC-2005 16:59:45	Bright	37.000	122	9Alp2Lib	2.7470	9700.0	74	19948	No
253	GOM_NL__2PRFIN20051223_170623_000000462043_00355_19948_6878.N1	23-DEC-2005 17:06:23	Dark	46.000	54	5The Cen	2.0550	4500.0	92	19948	No
254	GOM_NL__2PRFIN20051223_170809_000000412043_00355_19948_6879.N1	23-DEC-2005 17:08:09	Dark	40.500	78	Alp Lup	2.3040	28000.	81	19948	No
255	GOM_NL__2PRFIN20051223_171500_000000432043_00356_19949_6859.N1	23-DEC-2005 17:15:00	Dark	42.500	12	Alp1Cru	0.77500	30000.	85	19949	No
256	GOM_NL__2PRFIN20051223_172031_000000482043_00356_19949_6860.N1	23-DEC-2005 17:20:31	Dark	48.000	29	Bet Car	1.6720	10200.	96	19949	No
257	GOM_NL__2PRFIN20051223_172318_000000502043_00356_19949_6861.N1	23-DEC-2005 17:23:18	Dark	50.000	41	Eps Car	1.8600	4100.0	100	19949	No
258	GOM_NL__2PRFIN20051223_172752_000000542043_00356_19949_6862.N1	23-DEC-2005 17:27:52	Dark	53.500	2	Alp Car	-0.73600	7000.0	107	19949	No
259	GOM_NL__2PRFIN20051223_173343_000000392043_00356_19949_6863.N1	23-DEC-2005 17:33:43	Straylight	38.500	108	Alp Col	2.6520	15200.	77	19949	No
260	GOM_NL__2PRFIN20051223_173829_000000382043_00356_19949_6864.N1	23-DEC-2005 17:38:29	Straylight	38.000	101	11Alp Lep	2.5820	7000.0	76	19949	No
261	GOM_NL__2PRFIN20051223_174125_000000472043_00356_19949_6865.N1	23-DEC-2005 17:41:25	Straylight	47.000	7	19Bet Ori	0.10000	14000.	94	19949	No
262	GOM_NL__2PRFIN20051223_174838_000000462043_00356_19949_6866.N1	23-DEC-2005 17:48:38	Tw_i_and_stray	46.000	13	87Alp Tau	0.86700	3800.0	92	19949	No
263	GOM_NL__2PRFIN20051223_175105_000000362043_00356_19949_6867.N1	23-DEC-2005 17:51:05	Bright	35.500	146	25Eta Tau	2.8730	15200.	71	19949	No
264	GOM_NL__2PRFIN20051223_175309_000000362043_00356_19949_6868.N1	23-DEC-2005 17:53:09	Bright	35.500	150	44Zet Per	2.8900	28000.	71	19949	No
265	GOM_NL__2PRFIN20051223_175522_000000352043_00356_19949_6869.N1	23-DEC-2005 17:55:22	Bright	34.500	149	45Eps Per	2.8880	30000.	69	19949	No
266	GOM_NL__2PRFIN20051223_175737_000000342043_00356_19949_6870.N1	23-DEC-2005 17:57:37	Bright	34.000	175	39Del Per	3.0100	19400.	68	19949	No
267	GOM_NL__2PRFIN20051223_175934_000000372043_00356_19949_6871.N1	23-DEC-2005 17:59:34	Bright	36.500	160	23Gam Per	2.9300	4700.0	73	19949	No
268	GOM_NL__2PRFIN20051223_180911_000000372043_00356_19949_6872.N1	23-DEC-2005 18:09:11	Bright	36.500	49	1Alp UMi	1.9900	6300.0	73	19949	No
269	GOM_NL__2PRFIN20051223_181349_000000372043_00356_19949_6873.N1	23-DEC-2005 18:13:49	Bright	36.500	60	7Bet UMi	2.0810	3950.0	73	19949	No
270	GOM_NL__2PRFIN20051223_181722_000000372043_00356_19949_6874.N1	23-DEC-2005 18:17:22	Bright	36.500	119	14Eta Dra	2.7270	4700.0	73	19949	No
271	GOM_NL__2PRFIN20051223_181912_000000372043_00356_19949_6875.N1	23-DEC-2005 18:19:12	Bright	36.500	130	23Bet Dra	2.7990	5800.0	73	19949	No
272	GOM_NL__2PRFIN20051223_182530_000000352043_00356_19949_6876.N1	23-DEC-2005 18:25:30	Bright	35.000	133	40Zet Her	2.8070	6000.0	70	19949	No
273	GOM_NL__2PRFIN20051223_182733_000000352043_00356_19949_6877.N1	23-DEC-2005 18:27:33	Bright	35.000	67	5Alp CrB	2.2210	11000.	70	19949	No
274	GOM_NL__2PRFIN20051223_183308_000000342043_00356_19949_6878.N1	23-DEC-2005 18:33:08	Bright	33.500	102	24Alp Ser	2.6000	4250.0	67	19949	No
275	GOM_NL__2PRFIN20051223_183757_000000352043_00356_19949_6879.N1	23-DEC-2005 18:37:57	Bright	34.500	104	27Bet Lib	2.6140	13100.	69	19949	No
276	GOM_NL__2PRFIN20051223_184022_000000422043_00356_19949_6880.N1	23-DEC-2005 18:40:22	Bright	41.500	122	9Alp2Lib	2.7470	9700.0	83	19949	No
277	GOM_NL__2PRFIN20051223_184700_000000462043_00356_19949_6881.N1	23-DEC-2005 18:47:00	Dark	46.000	54	5The Cen	2.0550	4500.0	92	19949	No
278	GOM_NL__2PRFIN20051223_184846_000000392043_00356_19949_6882.N1	23-DEC-2005 18:48:46	Dark	39.000	78	Alp Lup	2.3040	28000.	78	19949	No

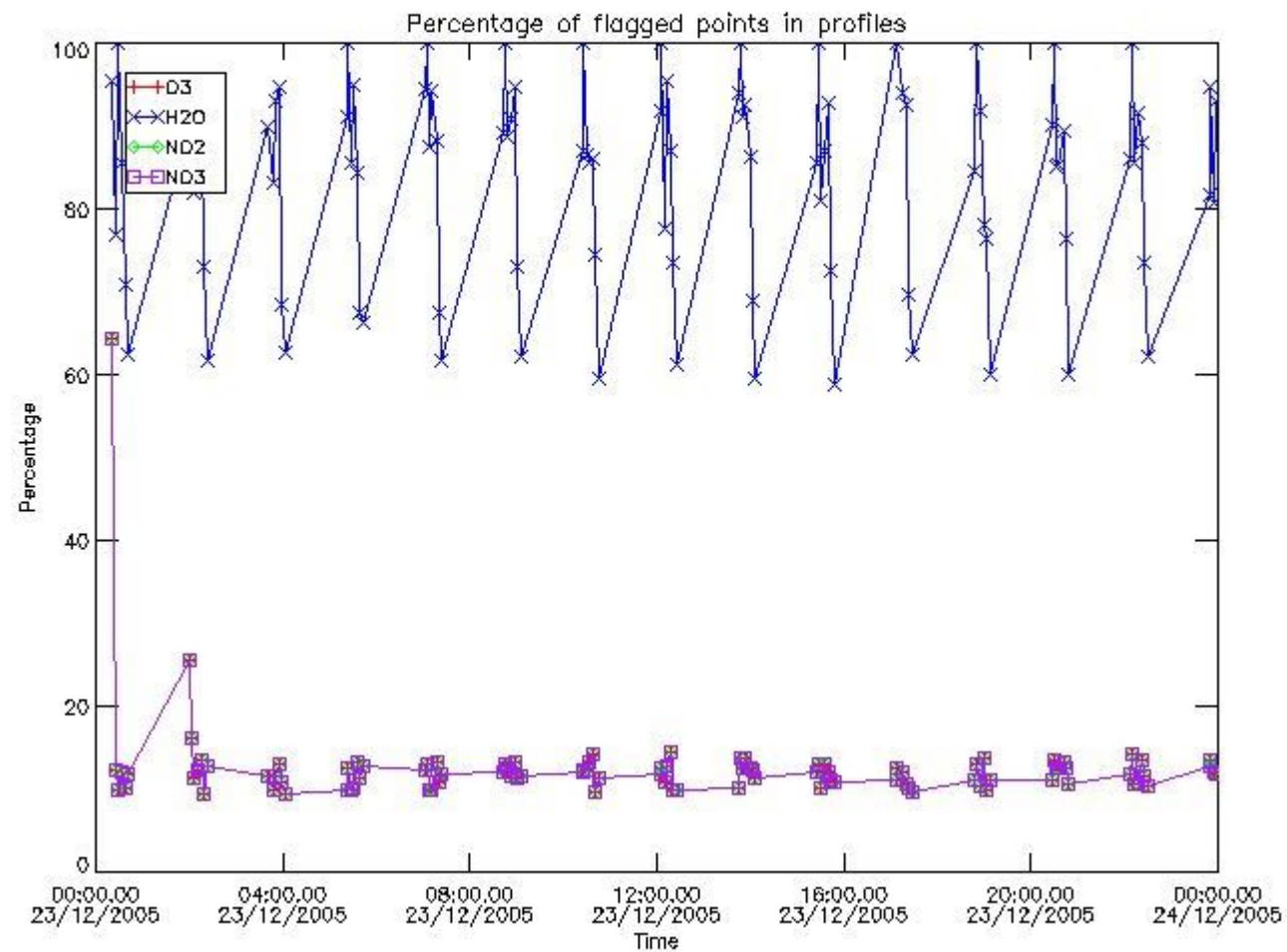
279	GOM_NL__2PRFIN20051223_185536_000000502043_00357_19950_6861.N1	23-DEC-2005 18:55:36	Dark	49.500	12	Alp1Cru	0.77500	30000.	99	19950	No
280	GOM_NL__2PRFIN20051223_190108_000000372043_00357_19950_6862.N1	23-DEC-2005 19:01:08	Dark	37.000	29	Bet Car	1.6720	10200.	74	19950	No
281	GOM_NL__2PRFIN20051223_190354_000000522043_00357_19950_6863.N1	23-DEC-2005 19:03:54	Dark	51.500	41	Eps Car	1.8600	4100.0	103	19950	No
282	GOM_NL__2PRFIN20051223_190829_000000452043_00357_19950_6864.N1	23-DEC-2005 19:08:29	Dark	45.000	2	Alp Car	-0.73600	7000.0	90	19950	No
283	GOM_NL__2PRFIN20051223_191419_000000422043_00357_19950_6865.N1	23-DEC-2005 19:14:19	Straylight	41.500	108	Alp Col	2.6520	15200.	83	19950	No
284	GOM_NL__2PRFIN20051223_191905_000000432043_00357_19950_6866.N1	23-DEC-2005 19:19:05	Straylight	42.500	101	11Alp Lep	2.5820	7000.0	85	19950	No
285	GOM_NL__2PRFIN20051223_192201_000000472043_00357_19950_6867.N1	23-DEC-2005 19:22:01	Straylight	47.000	7	19Bet Ori	0.10000	14000.	94	19950	No
286	GOM_NL__2PRFIN20051223_192914_000000522043_00357_19950_6868.N1	23-DEC-2005 19:29:14	Tw_i_and_stray	52.000	13	87Alp Tau	0.86700	3800.0	104	19950	No
287	GOM_NL__2PRFIN20051223_193141_000000362043_00357_19950_6869.N1	23-DEC-2005 19:31:41	Bright	35.500	146	25Eta Tau	2.8730	15200.	71	19950	No
288	GOM_NL__2PRFIN20051223_193345_000000352043_00357_19950_6870.N1	23-DEC-2005 19:33:45	Bright	35.000	150	44Zet Per	2.8900	28000.	70	19950	No
289	GOM_NL__2PRFIN20051223_193558_000000352043_00357_19950_6871.N1	23-DEC-2005 19:35:58	Bright	34.500	149	45Eps Per	2.8880	30000.	69	19950	No
290	GOM_NL__2PRFIN20051223_193813_000000342043_00357_19950_6872.N1	23-DEC-2005 19:38:13	Bright	33.500	175	39Del Per	3.0100	19400.	67	19950	No
291	GOM_NL__2PRFIN20051223_194010_000000342043_00357_19950_6873.N1	23-DEC-2005 19:40:10	Bright	33.500	160	23Gam Per	2.9300	4700.0	67	19950	No
292	GOM_NL__2PRFIN20051223_194947_000000342043_00357_19950_6874.N1	23-DEC-2005 19:49:47	Bright	34.000	49	1Alp UMi	1.9900	6300.0	68	19950	No
293	GOM_NL__2PRFIN20051223_195424_000000382043_00357_19950_6875.N1	23-DEC-2005 19:54:24	Bright	37.500	60	7Bet UMi	2.0810	3950.0	75	19950	No
294	GOM_NL__2PRFIN20051223_195758_000000362043_00357_19950_6876.N1	23-DEC-2005 19:57:58	Bright	35.500	119	14Eta Dra	2.7270	4700.0	71	19950	No
295	GOM_NL__2PRFIN20051223_195949_000000342043_00357_19950_6877.N1	23-DEC-2005 19:59:49	Bright	33.500	130	23Bet Dra	2.7990	5800.0	67	19950	No
296	GOM_NL__2PRFIN20051223_200606_000000342043_00357_19950_6878.N1	23-DEC-2005 20:06:06	Bright	33.500	133	40Zet Her	2.8070	6000.0	67	19950	No
297	GOM_NL__2PRFIN20051223_200809_000000352043_00357_19950_6879.N1	23-DEC-2005 20:08:09	Bright	35.000	67	5Alp CrB	2.2210	11000.	70	19950	No
298	GOM_NL__2PRFIN20051223_201344_000000342043_00357_19950_6880.N1	23-DEC-2005 20:13:44	Bright	33.500	102	24Alp Ser	2.6000	4250.0	67	19950	No
299	GOM_NL__2PRFIN20051223_201833_000000492043_00357_19950_6881.N1	23-DEC-2005 20:18:33	Bright	48.500	104	27Bet Lib	2.6140	13100.	97	19950	No
300	GOM_NL__2PRFIN20051223_202058_000000372043_00357_19950_6882.N1	23-DEC-2005 20:20:58	Bright	36.500	122	9Alp2Lib	2.7470	9700.0	73	19950	No
301	GOM_NL__2PRFIN20051223_202736_000000462043_00357_19950_6883.N1	23-DEC-2005 20:27:36	Dark	45.500	54	5The Cen	2.0550	4500.0	91	19950	No
302	GOM_NL__2PRFIN20051223_202922_000000382043_00357_19950_6884.N1	23-DEC-2005 20:29:22	Dark	37.500	78	Alp Lup	2.3040	28000.	75	19950	No
303	GOM_NL__2PRFIN20051223_203247_000000412043_00357_19950_6885.N1	23-DEC-2005 20:32:47	Dark	40.500	4	Alp1Cen	-0.010000	5800.0	81	19950	No
304	GOM_NL__2PRFIN20051223_203612_000000412043_00358_19951_6678.N1	23-DEC-2005 20:36:12	Dark	41.000	12	Alp1Cru	0.77500	30000.	82	19951	No
305	GOM_NL__2PRFIN20051223_204144_000000392043_00358_19951_6679.N1	23-DEC-2005 20:41:44	Dark	38.500	29	Bet Car	1.6720	10200.	77	19951	No
306	GOM_NL__2PRFIN20051223_204431_000000412043_00358_19951_6680.N1	23-DEC-2005 20:44:31	Dark	40.500	41	Eps Car	1.8600	4100.0	81	19951	No
307	GOM_NL__2PRFIN20051223_204905_000000482043_00358_19951_6681.N1	23-DEC-2005 20:49:05	Dark	47.500	2	Alp Car	-0.73600	7000.0	95	19951	No
308	GOM_NL__2PRFIN20051223_205455_000000402043_00358_19951_6682.N1	23-DEC-2005 20:54:55	Straylight	39.500	108	Alp Col	2.6520	15200.	79	19951	No
309	GOM_NL__2PRFIN20051223_205941_000000422043_00358_19951_6683.N1	23-DEC-2005 20:59:41	Straylight	41.500	101	11Alp Lep	2.5820	7000.0	83	19951	No
310	GOM_NL__2PRFIN20051223_210237_000000452043_00358_19951_6684.N1	23-DEC-2005 21:02:37	Straylight	44.500	7	19Bet Ori	0.10000	14000.	89	19951	No
311	GOM_NL__2PRFIN20051223_210950_000000492043_00358_19951_6685.N1	23-DEC-2005 21:09:50	Tw_i_and_stray	49.000	13	87Alp Tau	0.86700	3800.0	98	19951	No
312	GOM_NL__2PRFIN20051223_211217_000000352043_00358_19951_6686.N1	23-DEC-2005 21:12:17	Bright	35.000	146	25Eta Tau	2.8730	15200.	70	19951	No
313	GOM_NL__2PRFIN20051223_211421_000000362043_00358_19951_6687.N1	23-DEC-2005 21:14:21	Bright	35.500	150	44Zet Per	2.8900	28000.	71	19951	No
314	GOM_NL__2PRFIN20051223_211634_000000352043_00358_19951_6688.N1	23-DEC-2005 21:16:34	Bright	34.500	149	45Eps Per	2.8880	30000.	69	19951	No
315	GOM_NL__2PRFIN20051223_211849_000000342043_00358_19951_6689.N1	23-DEC-2005 21:18:49	Bright	33.500	175	39Del Per	3.0100	19400.	67	19951	No
316	GOM_NL__2PRFIN20051223_212046_000000342043_00358_19951_6690.N1	23-DEC-2005 21:20:46	Bright	34.000	160	23Gam Per	2.9300	4700.0	68	19951	No
317	GOM_NL__2PRFIN20051223_213023_000000332043_00358_19951_6691.N1	23-DEC-2005 21:30:23	Bright	32.500	49	1Alp UMi	1.9900	6300.0	65	19951	No
318	GOM_NL__2PRFIN20051223_213500_000000332043_00358_19951_6692.N1	23-DEC-2005 21:35:00	Bright	33.000	60	7Bet UMi	2.0810	3950.0	66	19951	No
319	GOM_NL__2PRFIN20051223_213834_000000362043_00358_19951_6693.N1	23-DEC-2005 21:38:34	Bright	36.000	119	14Eta Dra	2.7270	4700.0	72	19951	No
320	GOM_NL__2PRFIN20051223_214025_000000342043_00358_19951_6694.N1	23-DEC-2005 21:40:25	Bright	34.000	130	23Bet Dra	2.7990	5800.0	68	19951	No
321	GOM_NL__2PRFIN20051223_214642_000000512043_00358_19951_6695.N1	23-DEC-2005 21:46:42	Bright	51.000	133	40Zet Her	2.8070	6000.0	102	19951	No
322	GOM_NL__2PRFIN20051223_214845_000000362043_00358_19951_6696.N1	23-DEC-2005 21:48:45	Bright	35.500	67	5Alp CrB	2.2210	11000.	71	19951	No
323	GOM_NL__2PRFIN20051223_215420_000000342043_00358_19951_6697.N1	23-DEC-2005 21:54:20	Bright	33.500	102	24Alp Ser	2.6000	4250.0	67	19951	No
324	GOM_NL__2PRFIN20051223_215910_000000532043_00358_19951_6698.N1	23-DEC-2005 21:59:10	Bright	53.000	104	27Bet Lib	2.6140	13100.	106	19951	No
325	GOM_NL__2PRFIN20051223_220134_000000432043_00358_19951_6699.N1	23-DEC-2005 22:01:34	Bright	43.000	122	9Alp2Lib	2.7470	9700.0	86	19951	No
326	GOM_NL__2PRFIN20051223_220813_000000442043_00358_19951_6700.N1	23-DEC-2005 22:08:13	Dark	43.500	54	5The Cen	2.0550	4500.0	87	19951	No
327	GOM_NL__2PRFIN20051223_220958_000000402043_00358_19951_6701.N1	23-DEC-2005 22:09:58	Dark	39.500	78	Alp Lup	2.3040	28000.	79	19951	No
328	GOM_NL__2PRFIN20051223_221323_000000492043_00358_19951_6702.N1	23-DEC-2005 22:13:23	Dark	48.500	4	Alp1Cen	-0.010000	5800.0	97	19951	No
329	GOM_NL__2PRFIN20051223_221649_000000482043_00359_19952_9283.N1	23-DEC-2005 22:16:49	Dark	48.000	12	Alp1Cru	0.77500	30000.	96	19952	No
330	GOM_NL__2PRFIN20051223_222220_000000382043_00359_19952_9284.N1	23-DEC-2005 22:22:20	Dark	38.000	29	Bet Car	1.6720	10200.	76	19952	No
331	GOM_NL__2PRFIN20051223_222507_000000442043_00359_19952_9285.N1	23-DEC-2005 22:25:07	Dark	44.000	41	Eps Car	1.8600	4100.0	88	19952	No
332	GOM_NL__2PRFIN20051223_222941_000000502043_00359_19952_9286.N1	23-DEC-2005 22:29:41	Dark	49.500	2	Alp Car	-0.73600	7000.0	99	19952	No
333	GOM_NL__2PRFIN20051223_223532_000000382043_00359_19952_9287.N1	23-DEC-2005 22:35:32	Straylight	37.500	108	Alp Col	2.6520	15200.	75	19952	No
334	GOM_NL__2PRFIN20051223_224017_000000442043_00359_19952_9288.N1	23-DEC-2005 22:40:17	Straylight	44.000	101	11Alp Lep	2.5820	7000.0	88	19952	No
335	GOM_NL__2PRFIN20051223_224313_000000462043_00359_19952_9289.N1	23-DEC-2005 22:43:13	Straylight	46.000	7	19Bet Ori	0.10000	14000.	92	19952	No
336	GOM_NL__2PRFIN20051223_225026_000000522043_00359_19952_9290.N1	23-DEC-2005 22:50:26	Bright	52.000	13	87Alp Tau	0.86700	3800.0	104	19952	No
337	GOM_NL__2PRFIN20051223_225253_000000352043_00359_19952_9291.N1	23-DEC-2005 22:52:53	Bright	35.000	146	25Eta Tau	2.8730	15200.	70	19952	No

338	GOM_NL__2PRFIN20051223_225457_000000352043_00359_19952_9292.N1	23-DEC-2005 22:54:57	Bright	35.000	150	44Zet Per	2.8900	28000.	70	19952	No
339	GOM_NL__2PRFIN20051223_225710_000000342043_00359_19952_9293.N1	23-DEC-2005 22:57:10	Bright	34.000	149	45Eps Per	2.8880	30000.	68	19952	No
340	GOM_NL__2PRFIN20051223_225925_000000352043_00359_19952_9294.N1	23-DEC-2005 22:59:25	Bright	34.500	175	39Del Per	3.0100	19400.	69	19952	No
341	GOM_NL__2PRFIN20051223_230122_000000352043_00359_19952_9295.N1	23-DEC-2005 23:01:22	Bright	35.000	160	23Gam Per	2.9300	4700.0	70	19952	No
342	GOM_NL__2PRFIN20051223_231058_000000362043_00359_19952_9296.N1	23-DEC-2005 23:10:58	Bright	35.500	49	1Alp UMi	1.9900	6300.0	71	19952	No
343	GOM_NL__2PRFIN20051223_231536_000000352043_00359_19952_9297.N1	23-DEC-2005 23:15:36	Bright	35.000	60	7Bet UMi	2.0810	3950.0	70	19952	No
344	GOM_NL__2PRFIN20051223_231910_000000372043_00359_19952_9298.N1	23-DEC-2005 23:19:10	Bright	36.500	119	14Eta Dra	2.7270	4700.0	73	19952	No
345	GOM_NL__2PRFIN20051223_232101_000000342043_00359_19952_9299.N1	23-DEC-2005 23:21:01	Bright	34.000	130	23Bet Dra	2.7990	5800.0	68	19952	No
346	GOM_NL__2PRFIN20051223_232718_000000332043_00359_19952_9300.N1	23-DEC-2005 23:27:18	Bright	33.000	133	40Zet Her	2.8070	6000.0	66	19952	No
347	GOM_NL__2PRFIN20051223_232921_000000442043_00359_19952_9301.N1	23-DEC-2005 23:29:21	Bright	44.000	67	5Alp CrB	2.2210	11000.	88	19952	No
348	GOM_NL__2PRFIN20051223_233456_000000342043_00359_19952_9302.N1	23-DEC-2005 23:34:56	Bright	33.500	102	24Alp Ser	2.6000	4250.0	67	19952	No
349	GOM_NL__2PRFIN20051223_233946_000000352043_00359_19952_9303.N1	23-DEC-2005 23:39:46	Bright	34.500	104	27Bet Lib	2.6140	13100.	69	19952	No
350	GOM_NL__2PRFIN20051223_234211_000000392043_00359_19952_9304.N1	23-DEC-2005 23:42:11	Bright	38.500	122	9Alp2Lib	2.7470	9700.0	77	19952	No
351	GOM_NL__2PRFIN20051223_234849_000000442043_00359_19952_9305.N1	23-DEC-2005 23:48:49	Dark	44.000	54	5The Cen	2.0550	4500.0	88	19952	No
352	GOM_NL__2PRFIN20051223_235034_000000382043_00359_19952_9306.N1	23-DEC-2005 23:50:34	Dark	38.000	78	Alp Lup	2.3040	28000.	76	19952	No
353	GOM_NL__2PRFIN20051223_235359_000000422043_00359_19952_9307.N1	23-DEC-2005 23:53:59	Dark	42.000	4	Alp1Cen	-0.010000	5800.0	84	19952	No
354	GOM_NL__2PRFIN20051223_235725_000000432043_00360_19953_9283.N1	23-DEC-2005 23:57:25	Dark	43.000	12	Alp1Cru	0.77500	30000.	86	19953	No

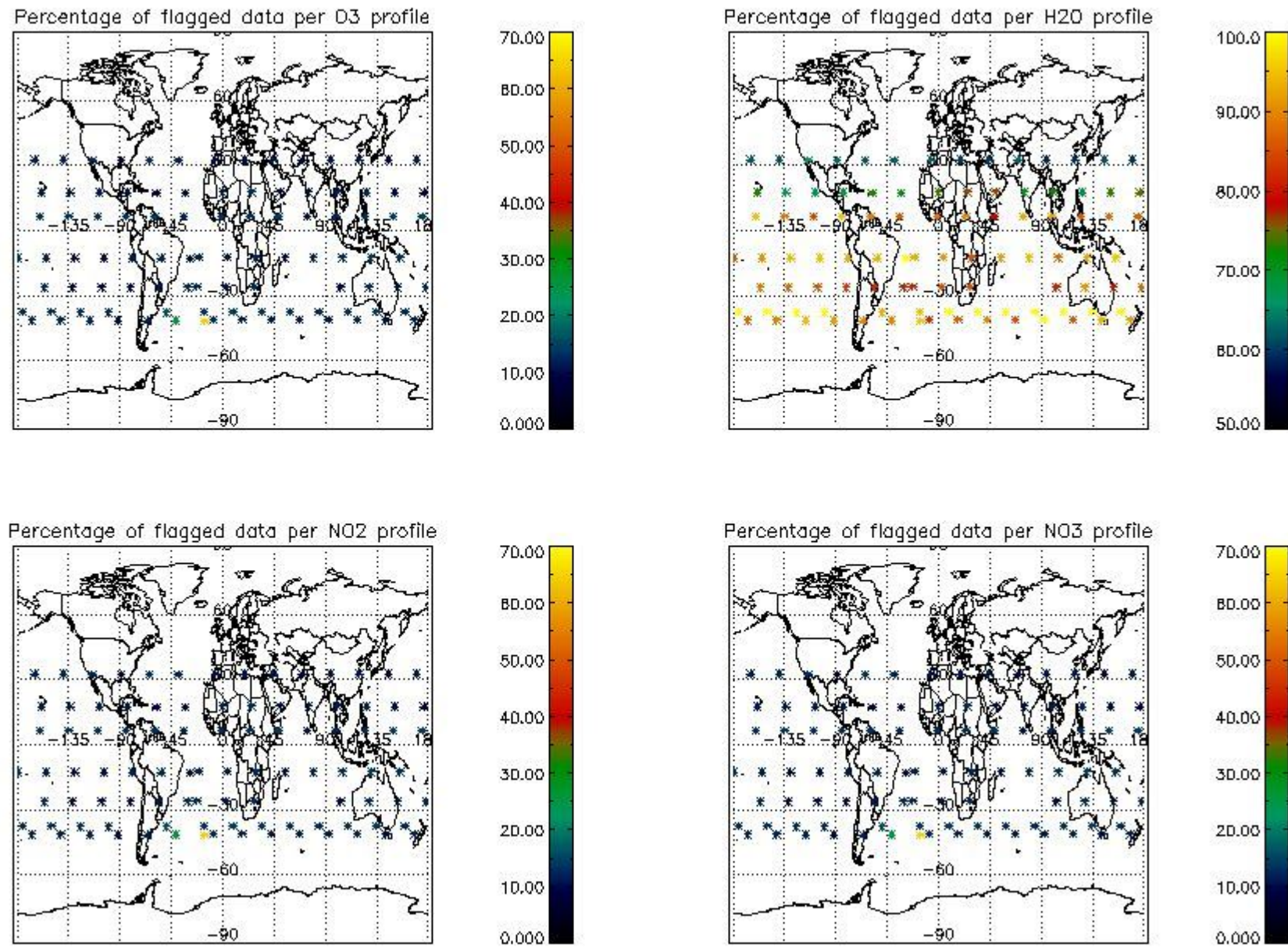
3. Quality information per product

In this section it is plotted some information contained in the Quality Summary data set of the level 2 products. Only products in dark limb conditions and without errors (error flag in the MPH set to "0") are used.

3.1 Plot quality information per product (time dependant)



3.2 Plot quality information per product (world map)

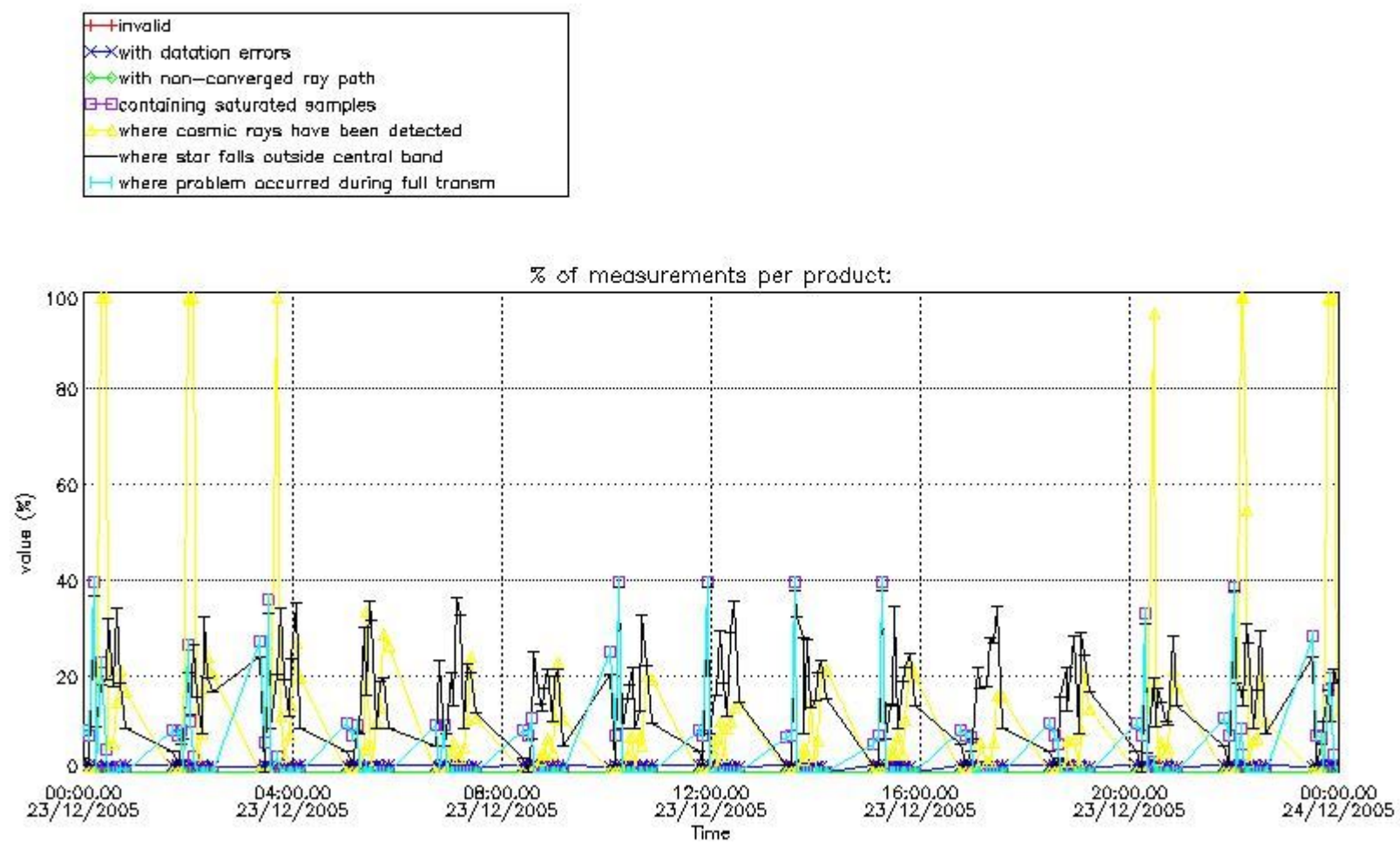


4. Level 1 quality information per product

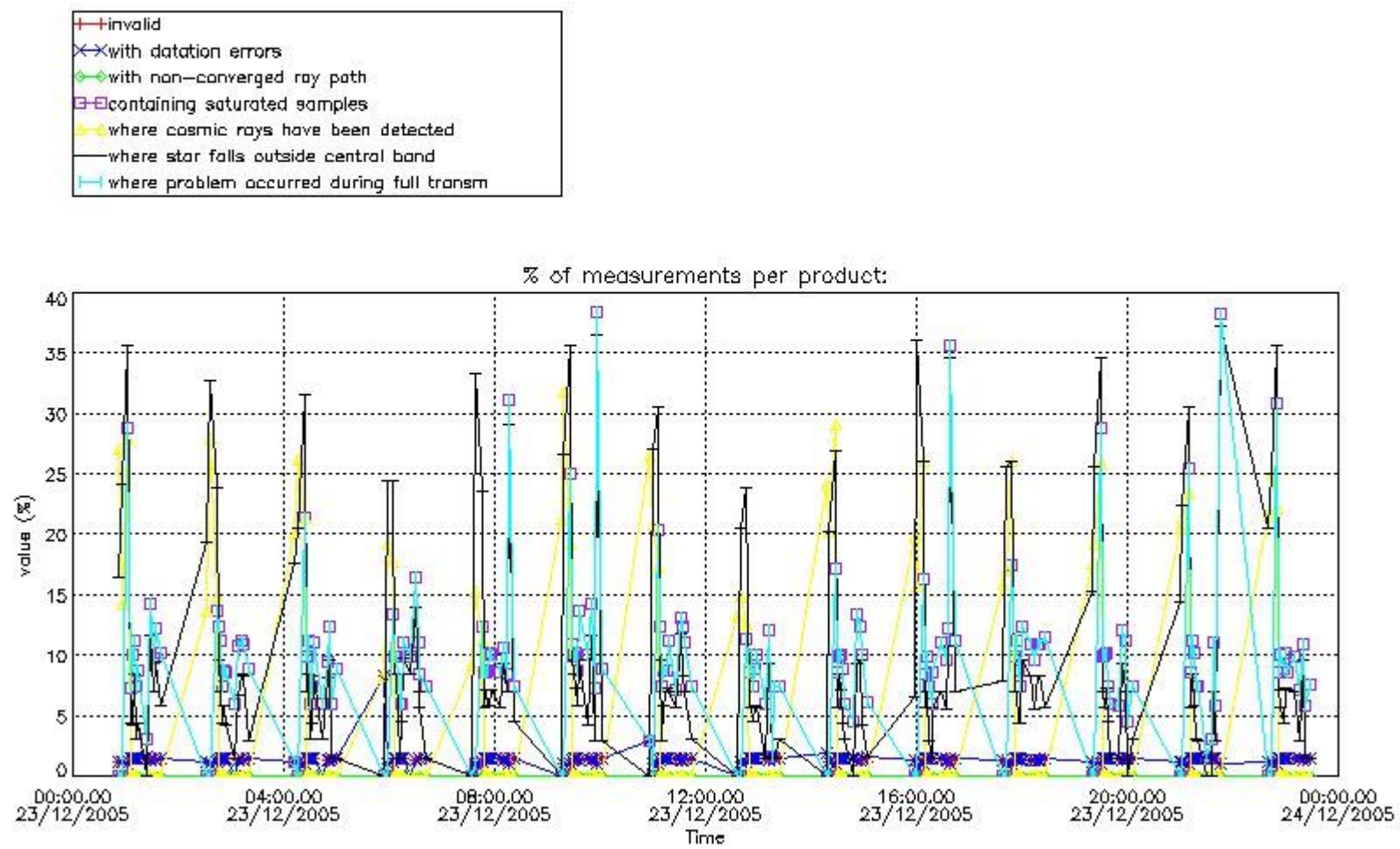
In this section it is plotted some information contained in the Quality Summary data set of the level 2 products that comes from the level 1b processing. Products without errors (error flag in the MPH set to "0") are used.

4.1 Plot quality information per product (time dependant) coming from level 1b processing

4.1.1 Plot level 1 quality information per product (time dependant): ENVISAT ASCENDING passes

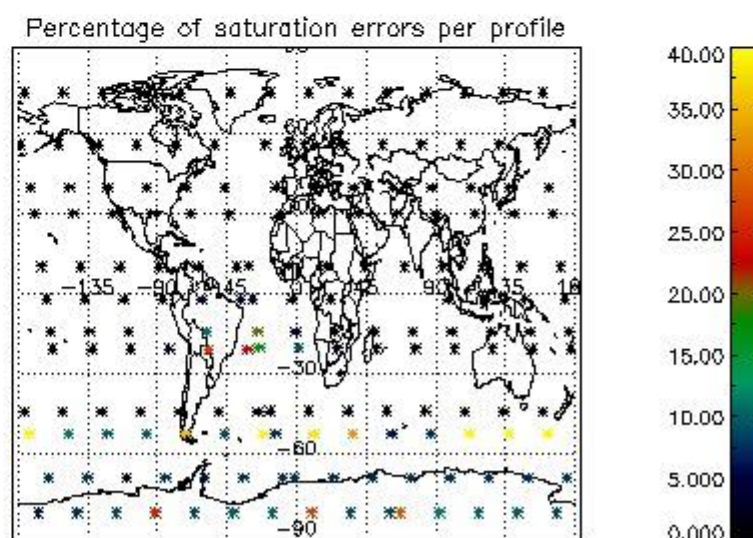
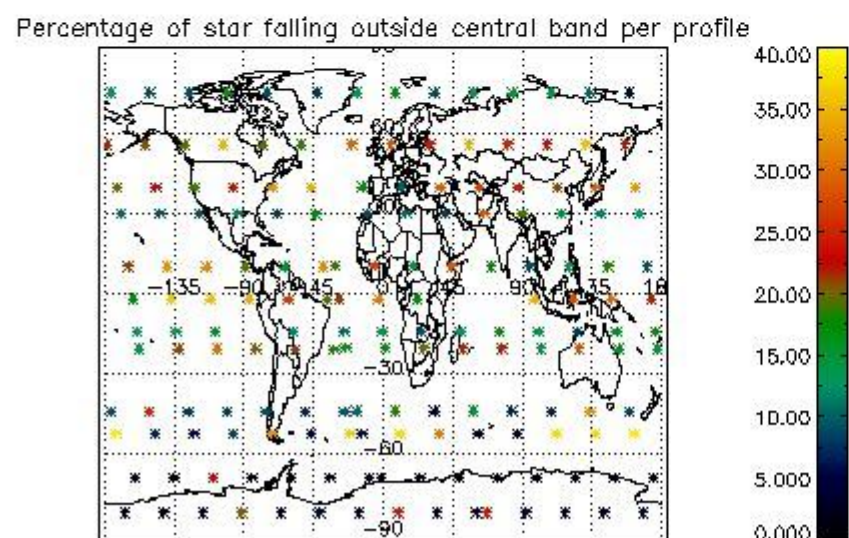
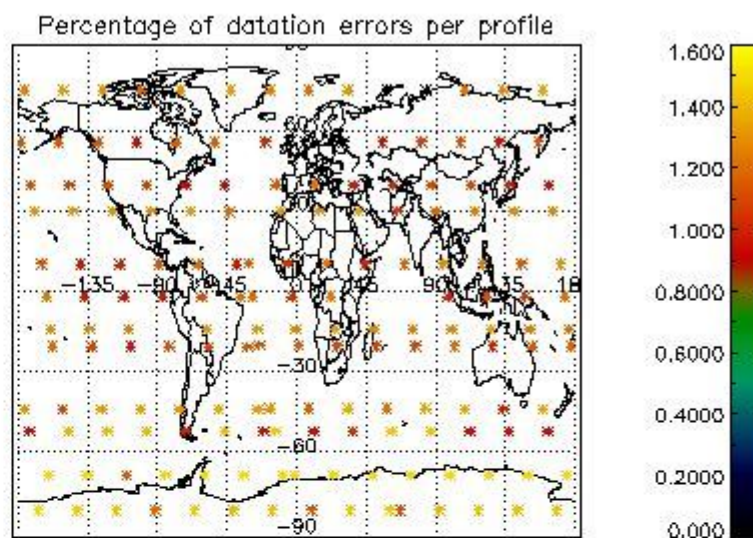
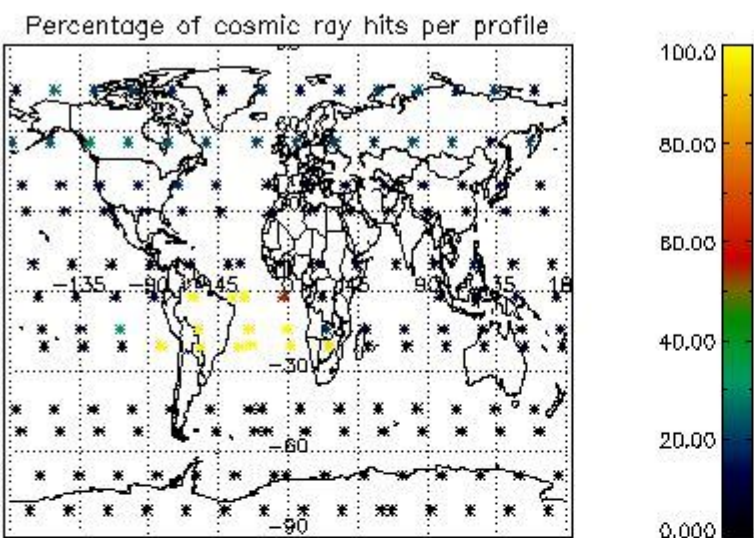


4.1.2 Plot level 1 quality information per product (time dependant): ENVISAT DESCENDING passes

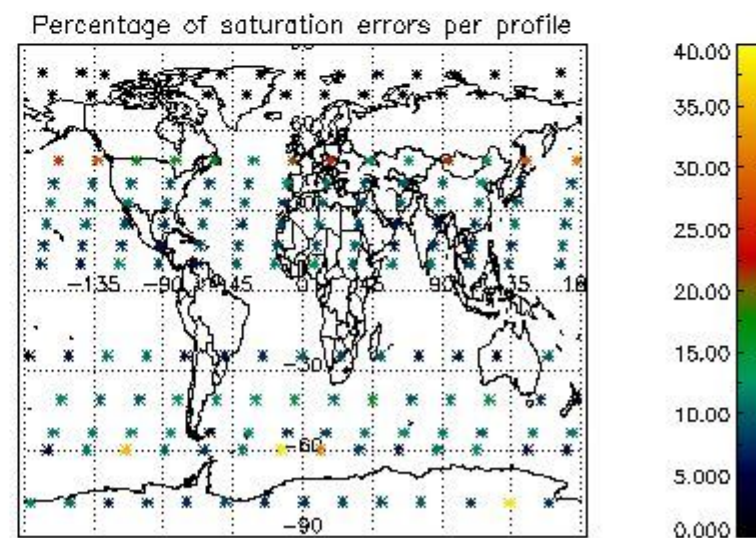
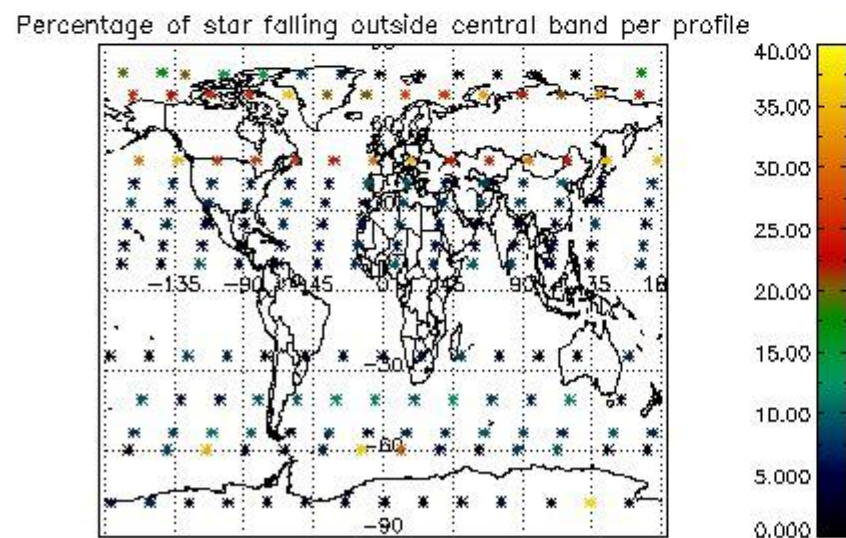
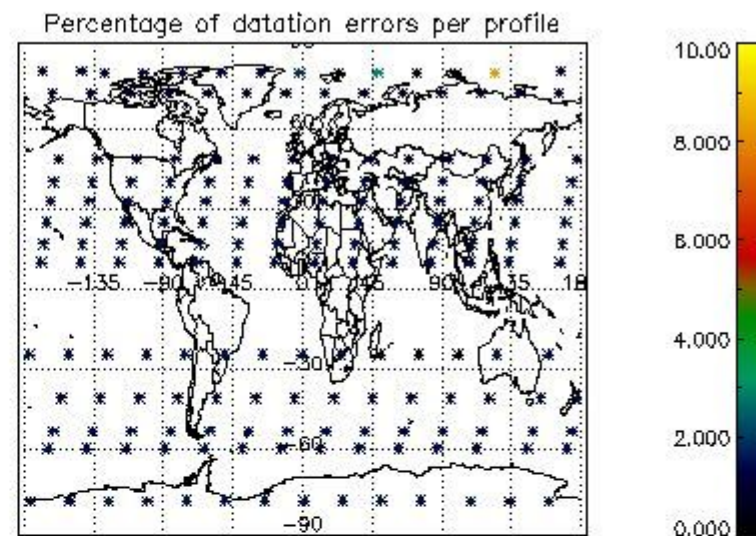
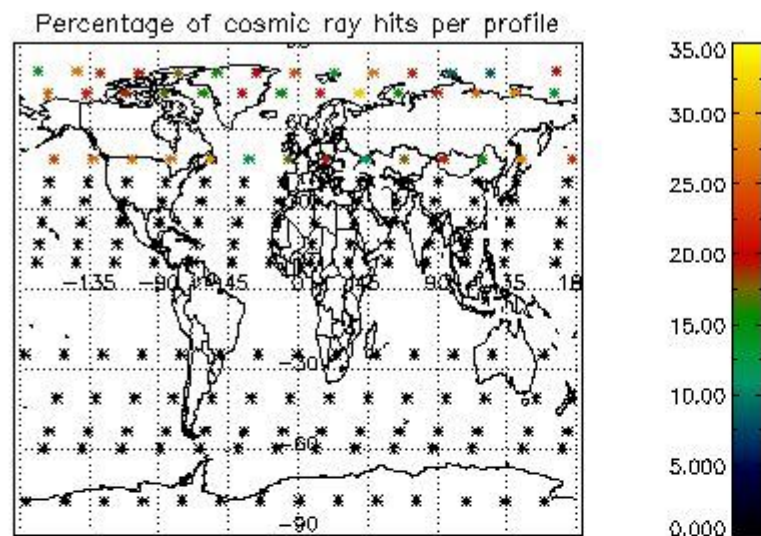


4.2 Plot quality information per product coming from level 1b processing (world map)

4.2.1 Plot level 1 quality information per product (world map): ENVISAT ASCENDING passes



4.2.2 Plot level 1 quality information per product (world map): ENVISAT DESCENDING passes



5. Trace gas profiles

5.1 Ozone statistics based on quality of products

The final quality of the products can be "measured" using the STD (Standard Deviation) attached to every point profile. This information is written to the parameter GOM_NL__2P/NL_LOCAL_SPECIES_DENSITY/o3_std of the level 2 products. The table below shows the statistics for given STD ranges.

The statistics are given with respect to the overall valid production:

- Products without fatal errors: GOM_NL__2P/MPH/PRODUCT_ERR=0
- Valid point profile: GOM_NL__2P/NL_LOCAL_SPECIES_DENSITY/pcd(0)=0

The 'Criteria' is applied to valid points of dark limb products:

- Products in dark limb illumination condition: GOM_NL__2P/NL_SUMMARY_QUALITY/obs_ill_cond=0
- Products without fatal errors: GOM_NL__2P/MPH/PRODUCT_ERR=0
- Valid point profile: GOM_NL__2P/NL_LOCAL_SPECIES_DENSITY/pcd(0)=0

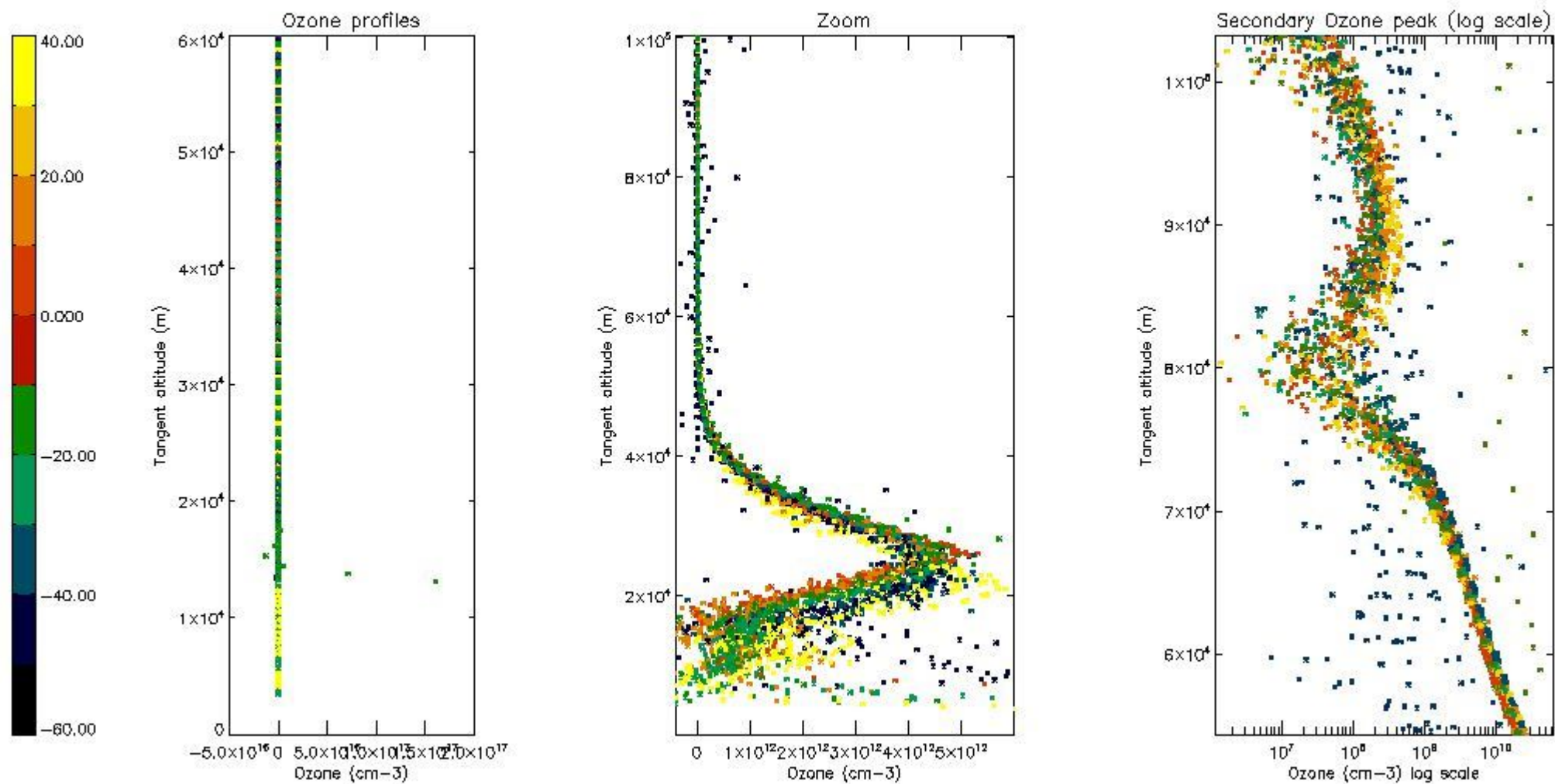
So, the table below shows the percentage of dark limb and valid observations for each criteria with respect to the overall valid daily observations.

Criteria	% of total production
All STD	32
STD < 20	18

STD < 10	15
STD < 5	10

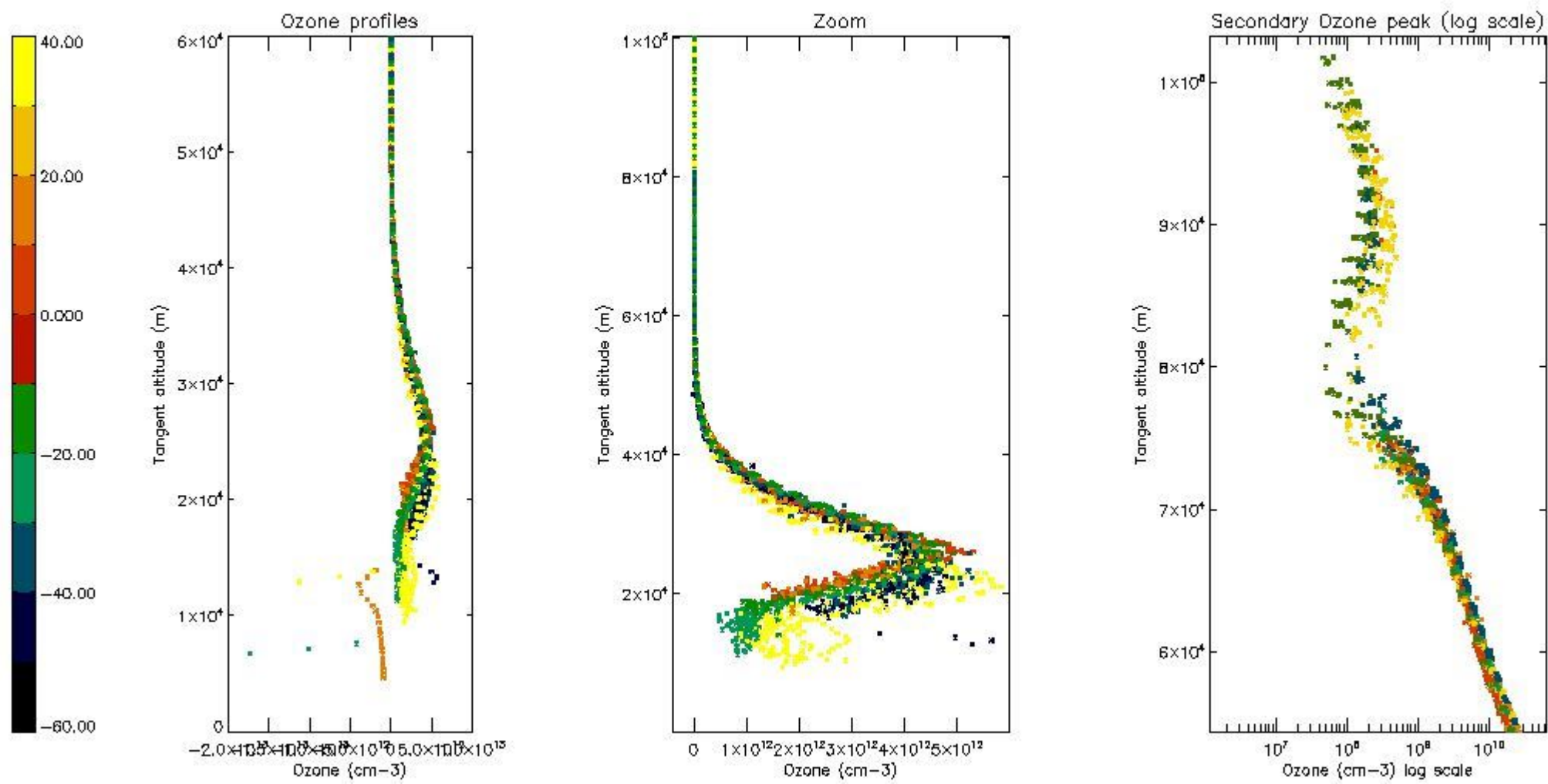
5.2 Plot ozone profiles for all STD (dark without errors)

The colorbar represents the latitude.



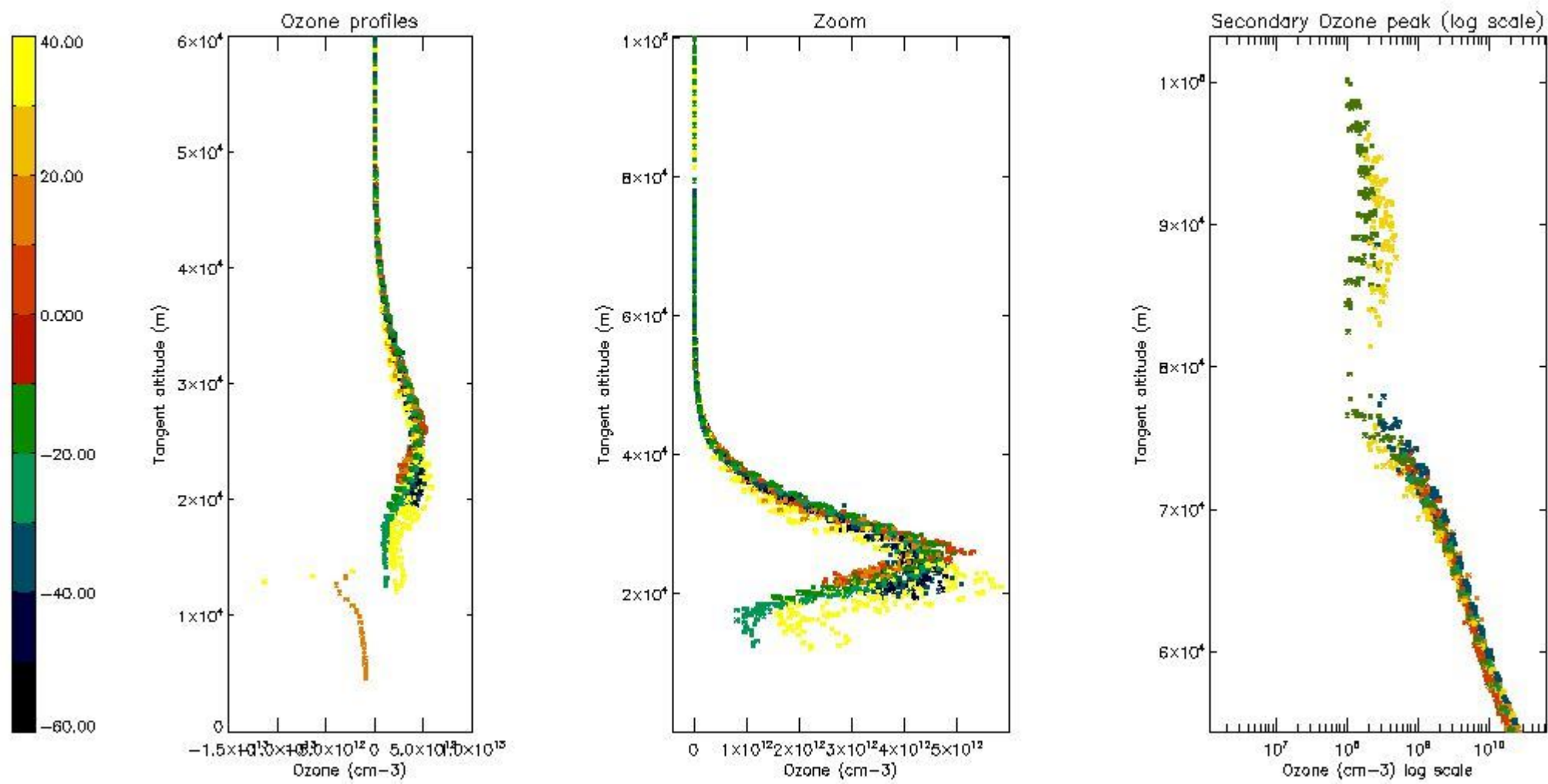
5.3 Plot ozone profiles where STD < 20% (dark without errors)

The colorbar represents the latitude.



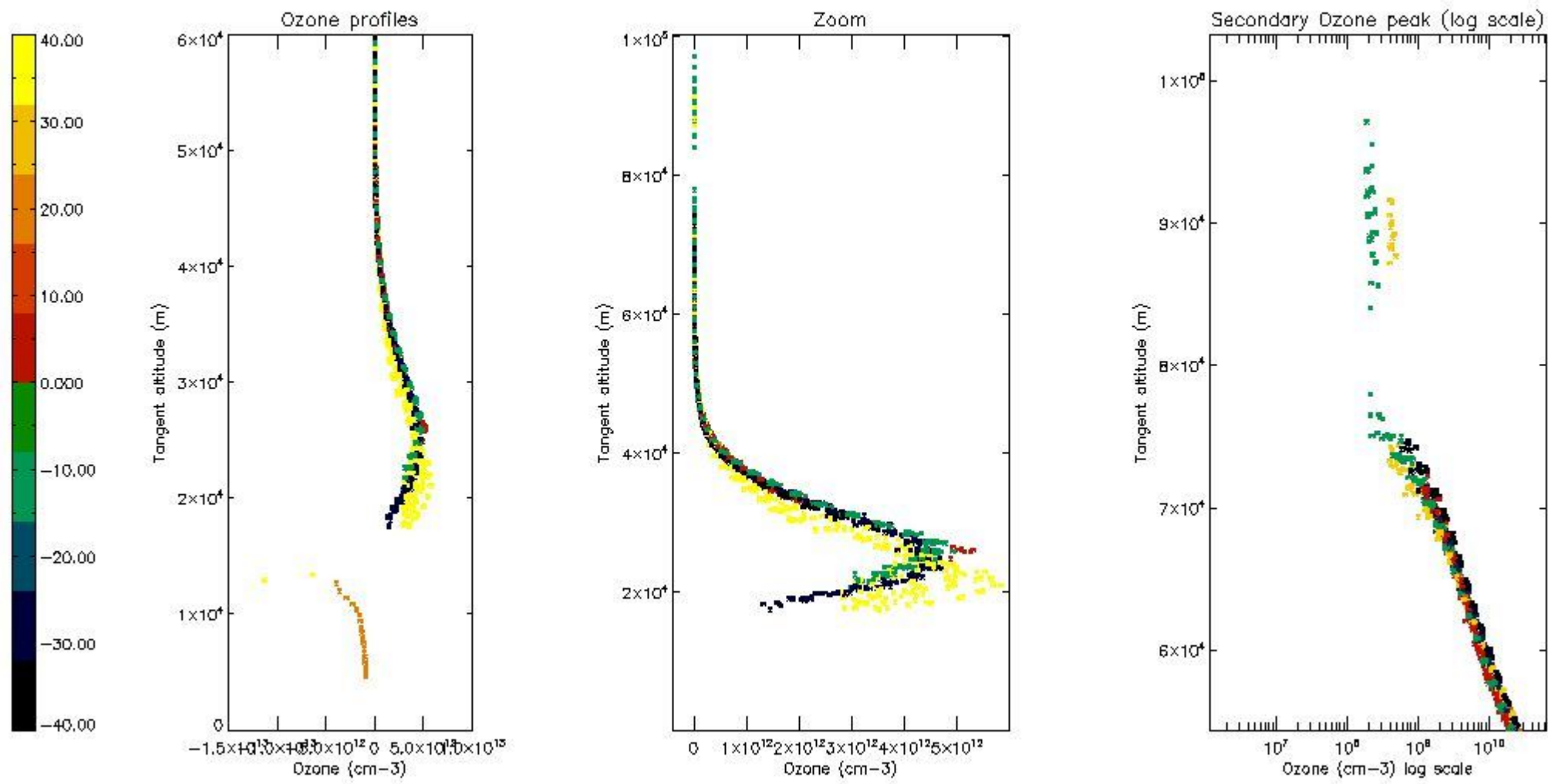
5.4 Plot ozone profiles where STD < 10% (dark without errors)

The colorbar represents the latitude.



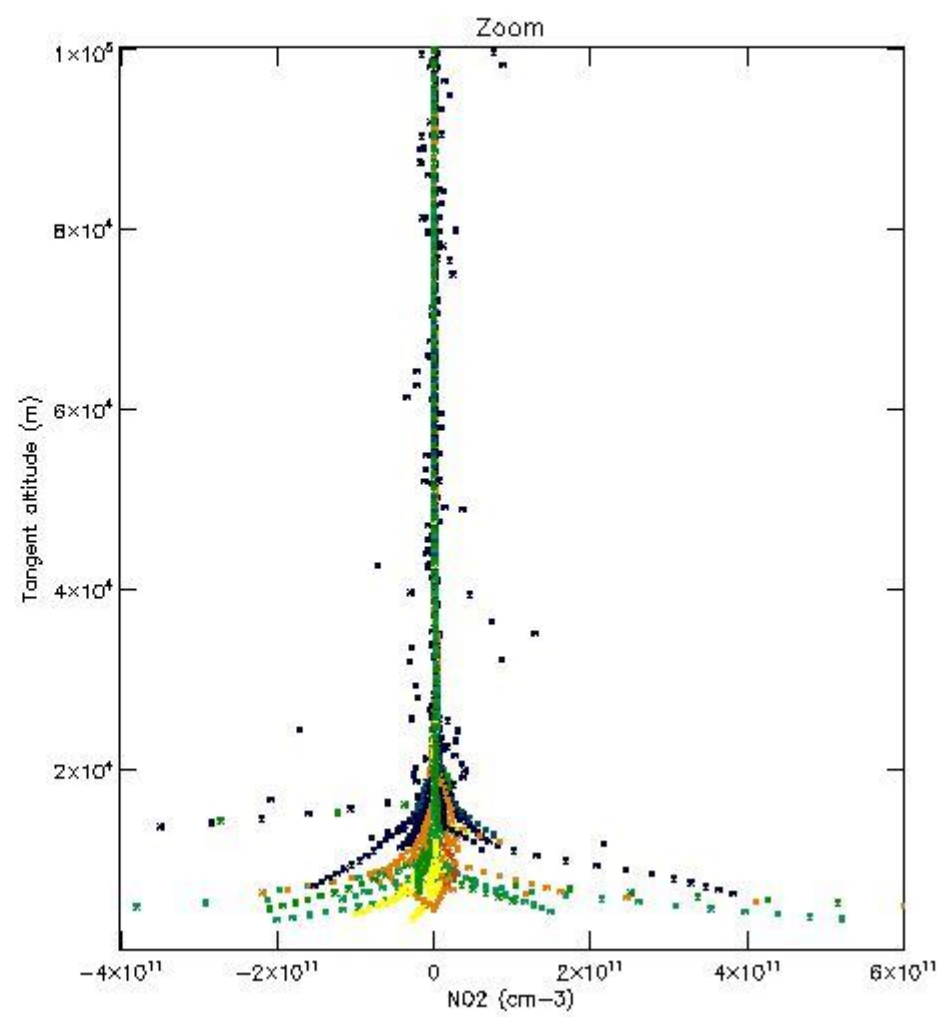
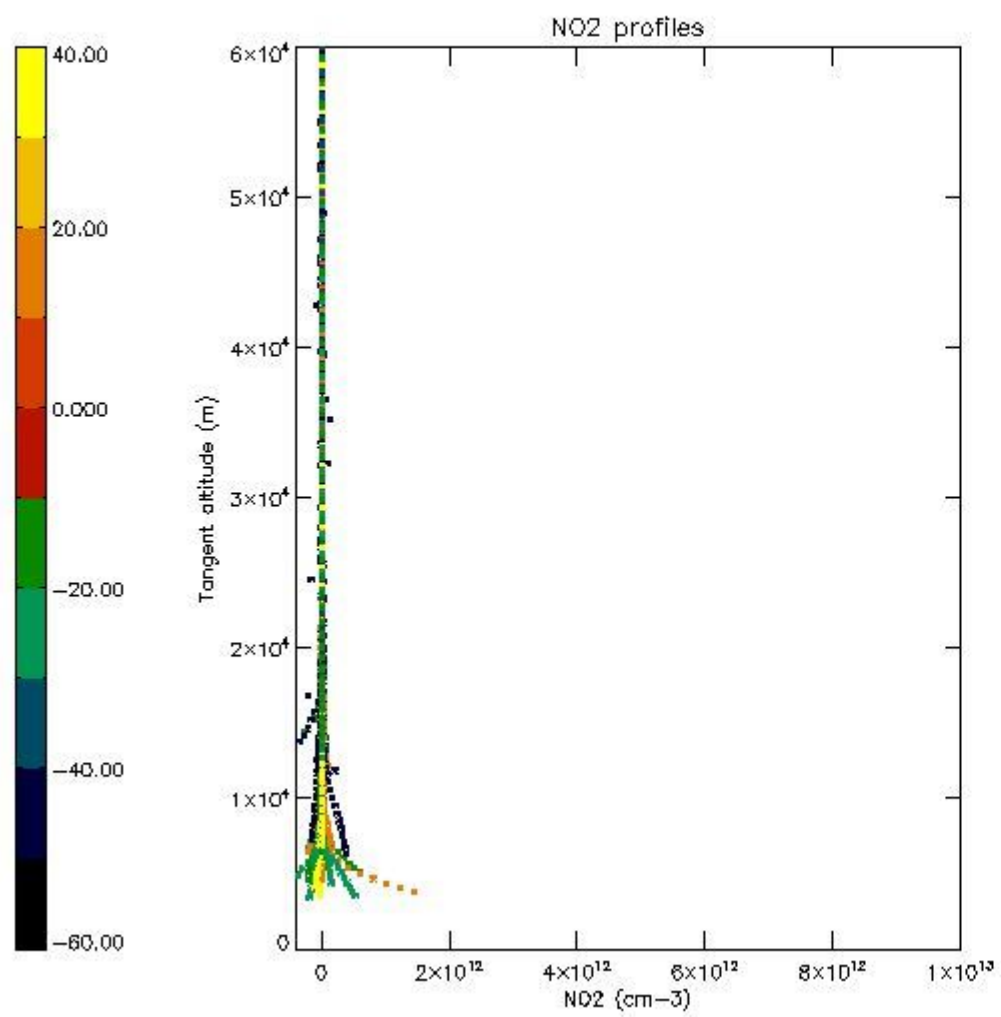
5.5 Plot ozone profiles where STD < 5% (dark without errors)

The colorbar represents the latitude.



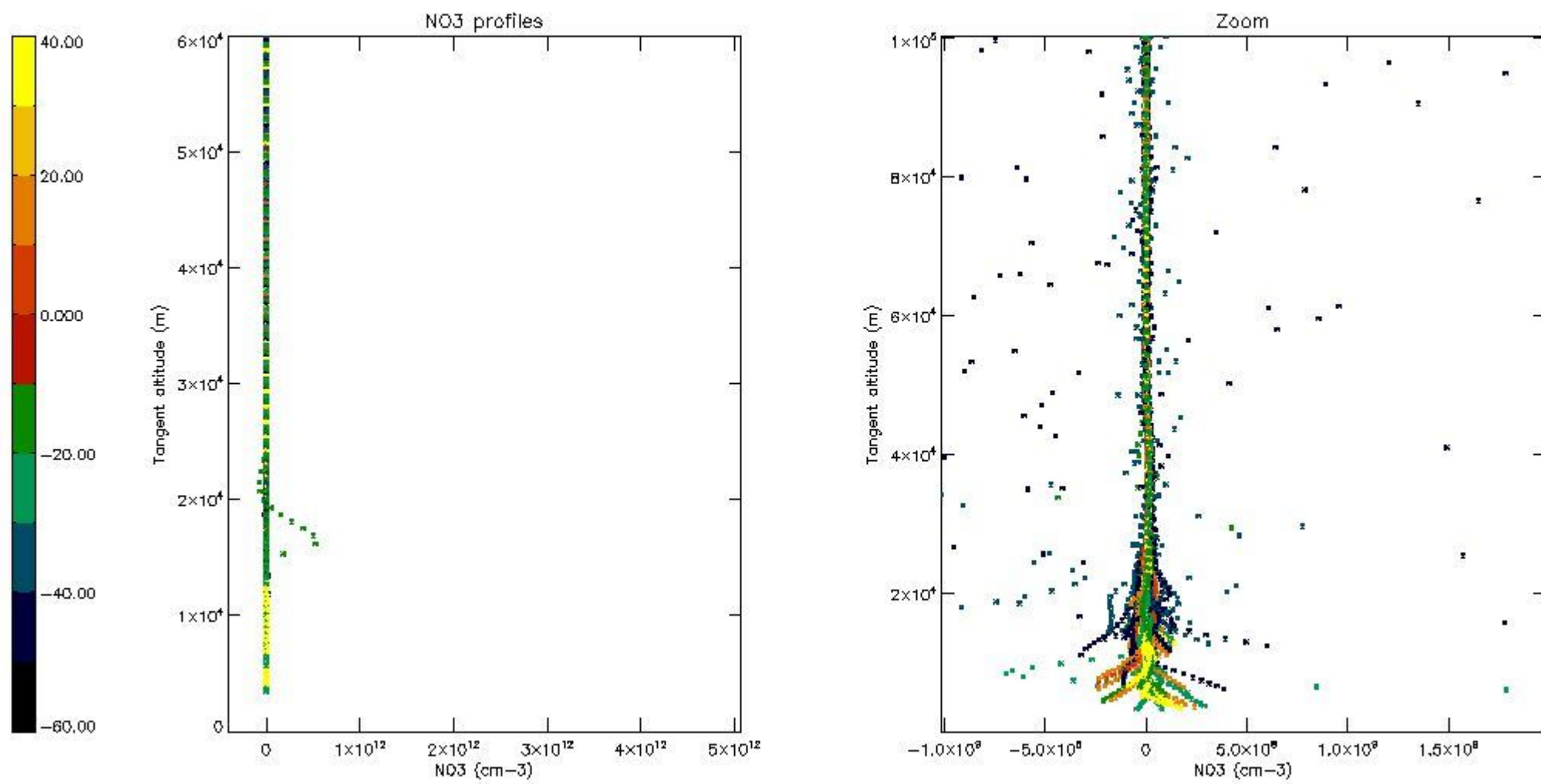
5.6 Plot NO₂ profiles for all STD (dark without errors)

The colorbar represents the latitude.



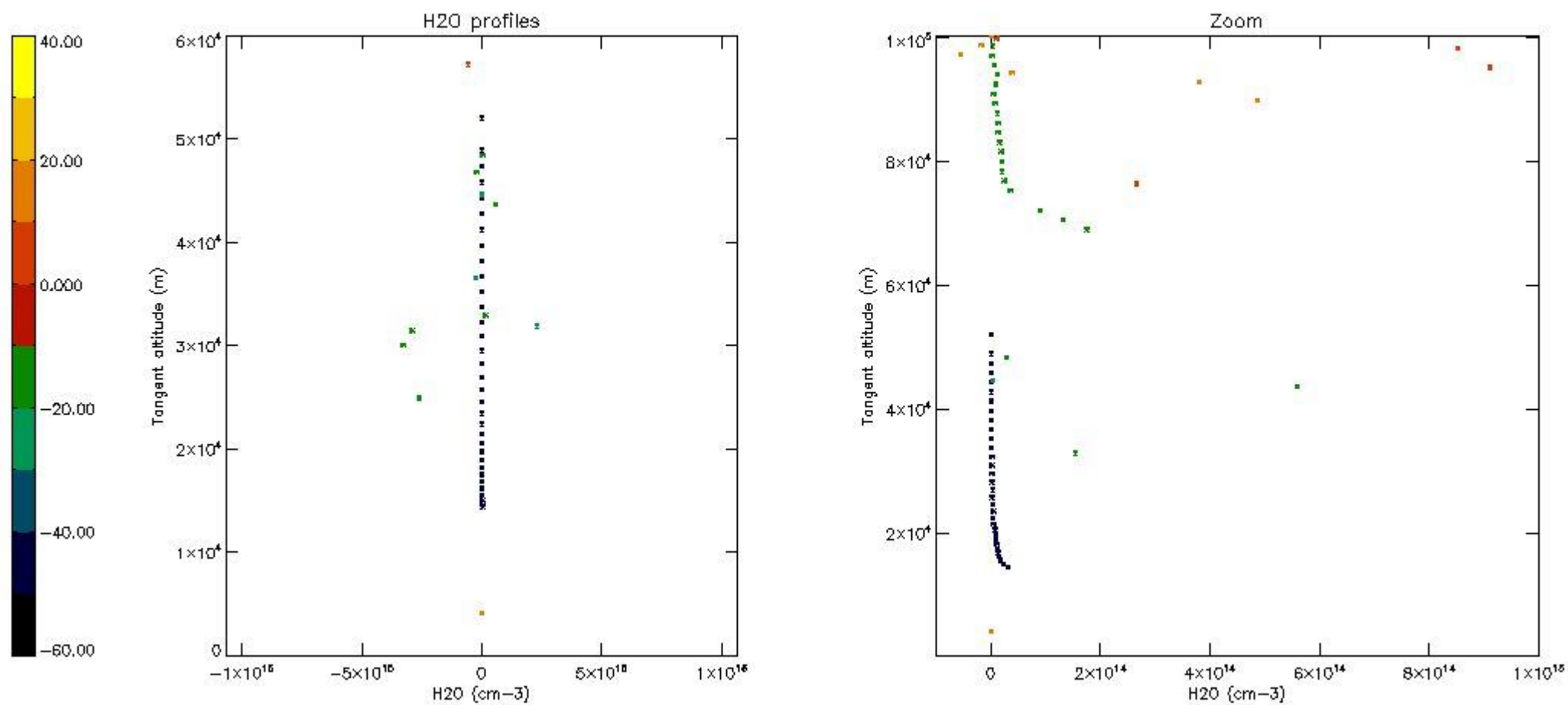
5.7 Plot NO3 profiles for all STD (dark without errors)

The colorbar represents the latitude.



5.8 Plot H₂O profiles for all STD (only for occultations of stars 1,2,3,4,13,14,16,26,63 dark without errors)

The colorbar represents the latitude.



6. Auxiliary Data Files used for the production reported in section 2

The number reported in the third column indicates since which file (see list in section 2) the corresponding auxiliary file has been used. The fourth column is the date of those product files.

Type	Auxiliary Filename	Used since product	Used since product date
INST_PHYS_CHARACTERISTICS	GOM_INS_AXVIEC20091111_143220_20030716_120000_20500101_000000	1	23-DEC-2005 00:00:56
LEVEL-2_PROC_CONFIG	GOM_PR2_AXVIEC20091111_152718_20020301_000000_20500101_000000	1	23-DEC-2005 00:00:56
CROSS_SECTIONS_FILE	GOM_CRS_AXVIEC20091111_154832_20020301_000000_20500101_000000	1	23-DEC-2005 00:00:56

GOMOS Level 2 Daily Report

SUMMARY

[1. General Info](#)

[2. Summary of processed GOM_NL_2P products](#)

[3. Level 2 Quality information per product](#)

[3.1 Plot of level 2 quality information per product \(time dependant\)](#)

[3.2 Plot of level 2 quality information per product \(world map\)](#)

[4. Level 1 Quality information per product \(stored on level 2 products\)](#)

[4.1 Plot of level 1 quality information per product \(time dependant\)](#)

[4.1.1 Plot of level 1 quality information per product \(time dependant\): ASCENDING](#)

[4.1.2 Plot of level 1 quality information per product \(time dependant\): DESCENDING](#)

[4.2 Plot of level 1 quality information per product \(world map\)](#)

[4.2.1 Plot of level 1 quality information per product \(world map\): ASCENDING](#)

[4.2.2 Plot of level 1 quality information per product \(world map\): DESCENDING](#)

[5. Ozone profiles based on quality statistics and other trace gas profiles](#)

[5.1 Ozone statistics based on quality of products](#)

[5.2 Plot ozone profiles for all STD \(dark without errors\)](#)

[5.3 Plot ozone profiles where STD < 20% \(dark without errors\)](#)

[5.4. Plot ozone profiles where STD < 10% \(dark without errors\)](#)

[5.5. Plot ozone profiles where STD < 5% \(dark without errors\)](#)

[5.6 Plot NO2 profiles for all STD \(dark without errors\)](#)

[5.7 Plot NO3 profiles for all STD \(dark without errors\)](#)

[5.8 Plot H2O profiles \(only for occultations of stars 1,2,3,4,13,14,16,26,63 dark without errors\) for all STD](#)

[6. Auxiliary Data Files used for the production reported in section 2](#)

This report presents the daily analysis on parameters extracted from GOMOS level 2 data (GOM_NL__2P). It is intended to monitor some important parameters that will impact the quality of these products. A list of level 2 products (and content) that have arrived during the reporting day to the PCF is also given.

Item	Value
Time of report generation	18APR2013 13:26:17
Data source version	GOMOS/6.01
Start time of products	23-12-2005 (23DEC2005 00:00:00)
Stop time of products	24-12-2005 (24DEC2005 00:00:00)
Store outputs in DB	Yes
Nb of level 2 prods	354
Nb of prods with errors	0

2. Summary of processed GOM_NL__2P products.

Nr	Filename	UTC Start time	Limb	Duration	Star Id	Star Name	Star Mag	Star Temp	Nb Meas	Orbit	Prod. error
1	GOM_NL__2PRFIN20051223_000056_000000352043_00345_19938_7407.N1	23-DEC-2005 00:00:56	Bright	34.500	67	5Alp CrB	2.2210	11000.	69	19938	No
2	GOM_NL__2PRFIN20051223_000630_000000342043_00345_19938_7408.N1	23-DEC-2005 00:06:30	Bright	33.500	102	24Alp Ser	2.6000	4250.0	67	19938	No
3	GOM_NL__2PRFIN20051223_001118_000000532043_00345_19938_7409.N1	23-DEC-2005 00:11:18	Bright	53.000	104	27Bet Lib	2.6140	13100.	106	19938	No
4	GOM_NL__2PRFIN20051223_001342_000000382043_00345_19938_7410.N1	23-DEC-2005 00:13:42	Bright	37.500	122	9Alp2Lib	2.7470	9700.0	75	19938	No
5	GOM_NL__2PRFIN20051223_002018_000000442043_00345_19938_7411.N1	23-DEC-2005 00:20:18	Dark	44.000	54	5The Cen	2.0550	4500.0	88	19938	No
6	GOM_NL__2PRFIN20051223_002533_000000422043_00345_19938_7412.N1	23-DEC-2005 00:25:33	Dark	41.500	4	Alp1Cen	-0.010000	5800.0	83	19938	No
7	GOM_NL__2PRFIN20051223_002856_000000522043_00346_19939_7279.N1	23-DEC-2005 00:28:56	Dark	51.500	12	Alp1Cru	0.77500	30000.	103	19939	No
8	GOM_NL__2PRFIN20051223_003428_000000422043_00346_19939_7280.N1	23-DEC-2005 00:34:28	Dark	42.000	29	Bet Car	1.6720	10200.	84	19939	No
9	GOM_NL__2PRFIN20051223_003714_000000562043_00346_19939_7281.N1	23-DEC-2005 00:37:14	Dark	55.500	41	Eps Car	1.8600	4100.0	111	19939	No
10	GOM_NL__2PRFIN20051223_004150_000000432043_00346_19939_7282.N1	23-DEC-2005 00:41:50	Dark	43.000	2	Alp Car	-0.73600	7000.0	86	19939	No
11	GOM_NL__2PRFIN20051223_004741_000000392043_00346_19939_7283.N1	23-DEC-2005 00:47:41	Straylight	38.500	108	Alp Col	2.6520	15200.	77	19939	No
12	GOM_NL__2PRFIN20051223_005139_000000432043_00346_19939_7284.N1	23-DEC-2005 00:51:39	Straylight	42.500	139	9Bet Lep	2.8330	5600.0	85	19939	No
13	GOM_NL__2PRFIN20051223_005525_000000462043_00346_19939_7285.N1	23-DEC-2005 00:55:25	Straylight	45.500	7	19Bet Ori	0.10000	14000.	91	19939	No
14	GOM_NL__2PRFIN20051223_010238_000000522043_00346_19939_7286.N1	23-DEC-2005 01:02:38	Twilight_and_stray	52.000	13	87Alp Tau	0.86700	3800.0	104	19939	No
15	GOM_NL__2PRFIN20051223_010503_000000352043_00346_19939_7287.N1	23-DEC-2005 01:05:03	Bright	34.500	146	25Eta Tau	2.8730	15200.	69	19939	No
16	GOM_NL__2PRFIN20051223_010708_000000352043_00346_19939_7288.N1	23-DEC-2005 01:07:08	Bright	35.000	150	44Zet Per	2.8900	28000.	70	19939	No
17	GOM_NL__2PRFIN20051223_010921_000000362043_00346_19939_7289.N1	23-DEC-2005 01:09:21	Bright	35.500	149	45Eps Per	2.8880	30000.	71	19939	No
18	GOM_NL__2PRFIN20051223_011136_000000342043_00346_19939_7290.N1	23-DEC-2005 01:11:36	Bright	33.500	175	39Del Per	3.0100	19400.	67	19939	No
19	GOM_NL__2PRFIN20051223_011332_000000352043_00346_19939_7291.N1	23-DEC-2005 01:13:32	Bright	34.500	160	23Gam Per	2.9300	4700.0	69	19939	No
20	GOM_NL__2PRFIN20051223_012311_000000332043_00346_19939_7292.N1	23-DEC-2005 01:23:11	Bright	32.500	49	1Alp UMi	1.9900	6300.0	65	19939	No
21	GOM_NL__2PRFIN20051223_012750_000000392043_00346_19939_7293.N1	23-DEC-2005 01:27:50	Bright	38.500	60	7Bet UMi	2.0810	3950.0	77	19939	No
22	GOM_NL__2PRFIN20051223_013121_000000362043_00346_19939_7294.N1	23-DEC-2005 01:31:21	Bright	36.000	119	14Eta Dra	2.7270	4700.0	72	19939	No
23	GOM_NL__2PRFIN20051223_013311_000000372043_00346_19939_7295.N1	23-DEC-2005 01:33:11	Bright	37.000	130	23Bet Dra	2.7990	5800.0	74	19939	No
24	GOM_NL__2PRFIN20051223_013929_000000352043_00346_19939_7296.N1	23-DEC-2005 01:39:29	Bright	34.500	133	40Zet Her	2.8070	6000.0	69	19939	No
25	GOM_NL__2PRFIN20051223_014132_000000352043_00346_19939_7297.N1	23-DEC-2005 01:41:32	Bright	34.500	67	5Alp CrB	2.2210	11000.	69	19939	No
26	GOM_NL__2PRFIN20051223_014707_000000342043_00346_19939_7298.N1	23-DEC-2005 01:47:07	Bright	33.500	102	24Alp Ser	2.6000	4250.0	67	19939	No
27	GOM_NL__2PRFIN20051223_015155_000000352043_00346_19939_7299.N1	23-DEC-2005 01:51:55	Bright	35.000	104	27Bet Lib	2.6140	13100.	70	19939	No
28	GOM_NL__2PRFIN20051223_015418_000000372043_00346_19939_7300.N1	23-DEC-2005 01:54:18	Bright	37.000	122	9Alp2Lib	2.7470	9700.0	74	19939	No
29	GOM_NL__2PRFIN20051223_020055_000000462043_00346_19939_7301.N1	23-DEC-2005 02:00:55	Dark	45.500	54	5The Cen	2.0550	4500.0	91	19939	No
30	GOM_NL__2PRFIN20051223_020243_000000382043_00346_19939_7302.N1	23-DEC-2005 02:02:43	Dark	38.000	78	Alp Lup	2.3040	28000.	76	19939	No
31	GOM_NL__2PRFIN20051223_020609_000000452043_00346_19939_7303.N1	23-DEC-2005 02:06:09	Dark	45.000	4	Alp1Cen	-0.010000	5800.0	90	19939	No
32	GOM_NL__2PRFIN20051223_020932_000000422043_00347_19940_7280.N1	23-DEC-2005 02:09:32	Dark	41.500	12	Alp1Cru	0.77500	30000.	83	19940	No
33	GOM_NL__2PRFIN20051223_021504_000000382043_00347_19940_7281.N1	23-DEC-2005 02:15:04	Dark	38.000	29	Bet Car	1.6720	10200.	76	19940	No
34	GOM_NL__2PRFIN20051223_021750_000000542043_00347_19940_7282.N1	23-DEC-2005 02:17:50	Dark	54.000	41	Eps Car	1.8600	4100.0	108	19940	No
35	GOM_NL__2PRFIN20051223_022226_000000442043_00347_19940_7283.N1	23-DEC-2005 02:22:26	Dark	43.500	2	Alp Car	-0.73600	7000.0	87	19940	No
36	GOM_NL__2PRFIN20051223_022818_000000422043_00347_19940_7284.N1	23-DEC-2005 02:28:18	Straylight	42.000	108	Alp Col	2.6520	15200.	84	19940	No
37	GOM_NL__2PRFIN20051223_023215_000000442043_00347_19940_7285.N1	23-DEC-2005 02:32:15	Straylight	44.000	139	9Bet Lep	2.8330	5600.0	88	19940	No
38	GOM_NL__2PRFIN20051223_023601_000000522043_00347_19940_7286.N1	23-DEC-2005 02:36:01	Straylight	52.000	7	19Bet Ori	0.10000	14000.	104	19940	No
39	GOM_NL__2PRFIN20051223_024314_000000442043_00347_19940_7287.N1	23-DEC-2005 02:43:14	Twilight_and_stray	44.000	13	87Alp Tau	0.86700	3800.0	88	19940	No
40	GOM_NL__2PRFIN20051223_024540_000000372043_00347_19940_7288.N1	23-DEC-2005 02:45:40	Bright	36.500	146	25Eta Tau	2.8730	15200.	73	19940	No
41	GOM_NL__2PRFIN20051223_024744_000000362043_00347_19940_7289.N1	23-DEC-2005 02:47:44	Bright	35.500	150	44Zet Per	2.8900	28000.	71	19940	No
42	GOM_NL__2PRFIN20051223_024957_000000342043_00347_19940_7290.N1	23-DEC-2005 02:49:57	Bright	34.000	149	45Eps Per	2.8880	30000.	68	19940	No

43	GOM_NL__2PRFIN20051223_025212_000000352043_00347_19940_7291.N1	23-DEC-2005 02:52:12	Bright	34.500	175	39Del Per	3.0100	19400.	69	19940	No
44	GOM_NL__2PRFIN20051223_025408_000000352043_00347_19940_7292.N1	23-DEC-2005 02:54:08	Bright	35.000	160	23Gam Per	2.9300	4700.0	70	19940	No
45	GOM_NL__2PRFIN20051223_030347_000000342043_00347_19940_7293.N1	23-DEC-2005 03:03:47	Bright	33.500	49	1Alp UMi	1.9900	6300.0	67	19940	No
46	GOM_NL__2PRFIN20051223_030826_000000372043_00347_19940_7294.N1	23-DEC-2005 03:08:26	Bright	37.000	60	7Bet UMi	2.0810	3950.0	74	19940	No
47	GOM_NL__2PRFIN20051223_031157_000000362043_00347_19940_7295.N1	23-DEC-2005 03:11:57	Bright	35.500	119	14Eta Dra	2.7270	4700.0	71	19940	No
48	GOM_NL__2PRFIN20051223_031347_000000372043_00347_19940_7296.N1	23-DEC-2005 03:13:47	Bright	36.500	130	23Bet Dra	2.7990	5800.0	73	19940	No
49	GOM_NL__2PRFIN20051223_032005_000000342043_00347_19940_7297.N1	23-DEC-2005 03:20:05	Bright	34.000	133	40Zet Her	2.8070	6000.0	68	19940	No
50	GOM_NL__2PRFIN20051223_032208_000000442043_00347_19940_7298.N1	23-DEC-2005 03:22:08	Bright	44.000	67	5Alp CrB	2.2210	11000.	88	19940	No
51	GOM_NL__2PRFIN20051223_032743_000000332043_00347_19940_7299.N1	23-DEC-2005 03:27:43	Bright	33.000	102	24Alp Ser	2.6000	4250.0	66	19940	No
52	GOM_NL__2PRFIN20051223_033231_000000502043_00347_19940_7300.N1	23-DEC-2005 03:32:31	Bright	50.000	104	27Bet Lib	2.6140	13100.	100	19940	No
53	GOM_NL__2PRFIN20051223_033455_000000382043_00347_19940_7301.N1	23-DEC-2005 03:34:55	Bright	38.000	122	9Alp2Lib	2.7470	9700.0	76	19940	No
54	GOM_NL__2PRFIN20051223_034131_000000452043_00347_19940_7302.N1	23-DEC-2005 03:41:31	Dark	44.500	54	5The Cen	2.0550	4500.0	89	19940	No
55	GOM_NL__2PRFIN20051223_034646_000000512043_00347_19940_7303.N1	23-DEC-2005 03:46:46	Dark	51.000	4	Alp1Cen	-0.010000	5800.0	102	19940	No
56	GOM_NL__2PRFIN20051223_035008_000000442043_00348_19941_7389.N1	23-DEC-2005 03:50:08	Dark	44.000	12	Alp1Cru	0.77500	30000.	88	19941	No
57	GOM_NL__2PRFIN20051223_035541_000000392043_00348_19941_7390.N1	23-DEC-2005 03:55:41	Dark	39.000	29	Bet Car	1.6720	10200.	78	19941	No
58	GOM_NL__2PRFIN20051223_035827_000000472043_00348_19941_7391.N1	23-DEC-2005 03:58:27	Dark	46.500	41	Eps Car	1.8600	4100.0	93	19941	No
59	GOM_NL__2PRFIN20051223_040302_000000542043_00348_19941_7392.N1	23-DEC-2005 04:03:02	Dark	54.000	2	Alp Car	-0.73600	7000.0	108	19941	No
60	GOM_NL__2PRFIN20051223_040854_000000392043_00348_19941_7393.N1	23-DEC-2005 04:08:54	Straylight	38.500	108	Alp Col	2.6520	15200.	77	19941	No
61	GOM_NL__2PRFIN20051223_041251_000000432043_00348_19941_7394.N1	23-DEC-2005 04:12:51	Straylight	42.500	139	9Bet Lep	2.8330	5600.0	85	19941	No
62	GOM_NL__2PRFIN20051223_041637_000000442043_00348_19941_7395.N1	23-DEC-2005 04:16:37	Straylight	44.000	7	19Bet Ori	0.10000	14000.	88	19941	No
63	GOM_NL__2PRFIN20051223_042350_000000492043_00348_19941_7396.N1	23-DEC-2005 04:23:50	Tw_i_and_stray	49.000	13	87Alp Tau	0.86700	3800.0	98	19941	No
64	GOM_NL__2PRFIN20051223_042616_000000362043_00348_19941_7397.N1	23-DEC-2005 04:26:16	Bright	35.500	146	25Eta Tau	2.8730	15200.	71	19941	No
65	GOM_NL__2PRFIN20051223_042820_000000362043_00348_19941_7398.N1	23-DEC-2005 04:28:20	Bright	35.500	150	44Zet Per	2.8900	28000.	71	19941	No
66	GOM_NL__2PRFIN20051223_043033_000000342043_00348_19941_7399.N1	23-DEC-2005 04:30:33	Bright	33.500	149	45Eps Per	2.8880	30000.	67	19941	No
67	GOM_NL__2PRFIN20051223_043248_000000342043_00348_19941_7400.N1	23-DEC-2005 04:32:48	Bright	34.000	175	39Del Per	3.0100	19400.	68	19941	No
68	GOM_NL__2PRFIN20051223_043445_000000362043_00348_19941_7401.N1	23-DEC-2005 04:34:45	Bright	36.000	160	23Gam Per	2.9300	4700.0	72	19941	No
69	GOM_NL__2PRFIN20051223_044423_000000342043_00348_19941_7402.N1	23-DEC-2005 04:44:23	Bright	33.500	49	1Alp UMi	1.9900	6300.0	67	19941	No
70	GOM_NL__2PRFIN20051223_044902_000000372043_00348_19941_7403.N1	23-DEC-2005 04:49:02	Bright	37.000	60	7Bet UMi	2.0810	3950.0	74	19941	No
71	GOM_NL__2PRFIN20051223_045233_000000372043_00348_19941_7404.N1	23-DEC-2005 04:52:33	Bright	36.500	119	14Eta Dra	2.7270	4700.0	73	19941	No
72	GOM_NL__2PRFIN20051223_045423_000000342043_00348_19941_7405.N1	23-DEC-2005 04:54:23	Bright	33.500	130	23Bet Dra	2.7990	5800.0	67	19941	No
73	GOM_NL__2PRFIN20051223_050041_000000342043_00348_19941_7406.N1	23-DEC-2005 05:00:41	Bright	34.000	133	40Zet Her	2.8070	6000.0	68	19941	No
74	GOM_NL__2PRFIN20051223_050244_000000352043_00348_19941_7407.N1	23-DEC-2005 05:02:44	Bright	35.000	67	5Alp CrB	2.2210	11000.	70	19941	No
75	GOM_NL__2PRFIN20051223_050819_000000342043_00348_19941_7408.N1	23-DEC-2005 05:08:19	Bright	33.500	102	24Alp Ser	2.6000	4250.0	67	19941	No
76	GOM_NL__2PRFIN20051223_051307_000000362043_00348_19941_7409.N1	23-DEC-2005 05:13:07	Bright	35.500	104	27Bet Lib	2.6140	13100.	71	19941	No
77	GOM_NL__2PRFIN20051223_051531_000000382043_00348_19941_7410.N1	23-DEC-2005 05:15:31	Bright	37.500	122	9Alp2Lib	2.7470	9700.0	75	19941	No
78	GOM_NL__2PRFIN20051223_052208_000000522043_00348_19941_7411.N1	23-DEC-2005 05:22:08	Dark	51.500	54	5The Cen	2.0550	4500.0	103	19941	No
79	GOM_NL__2PRFIN20051223_052355_000000412043_00348_19941_7412.N1	23-DEC-2005 05:23:55	Dark	40.500	78	Alp Lup	2.3040	28000.	81	19941	No
80	GOM_NL__2PRFIN20051223_052722_000000522043_00348_19941_7413.N1	23-DEC-2005 05:27:22	Dark	52.000	4	Alp1Cen	-0.010000	5800.0	104	19941	No
81	GOM_NL__2PRFIN20051223_053045_000000512043_00349_19942_7389.N1	23-DEC-2005 05:30:45	Dark	50.500	12	Alp1Cru	0.77500	30000.	101	19942	No
82	GOM_NL__2PRFIN20051223_053617_000000392043_00349_19942_7390.N1	23-DEC-2005 05:36:17	Dark	38.500	29	Bet Car	1.6720	10200.	77	19942	No
83	GOM_NL__2PRFIN20051223_053903_000000452043_00349_19942_7391.N1	23-DEC-2005 05:39:03	Dark	45.000	41	Eps Car	1.8600	4100.0	90	19942	No
84	GOM_NL__2PRFIN20051223_054339_000000442043_00349_19942_7392.N1	23-DEC-2005 05:43:39	Dark	43.500	2	Alp Car	-0.73600	7000.0	87	19942	No
85	GOM_NL__2PRFIN20051223_054930_000000382043_00349_19942_7393.N1	23-DEC-2005 05:49:30	Straylight	38.000	108	Alp Col	2.6520	15200.	76	19942	No
86	GOM_NL__2PRFIN20051223_055417_000000062043_00349_19942_7394.N1	23-DEC-2005 05:54:17	Straylight	6.0000	101	11Alp Lep	2.5820	7000.0	12	19942	No
87	GOM_NL__2PRFIN20051223_055713_000000472043_00349_19942_7395.N1	23-DEC-2005 05:57:13	Straylight	47.000	7	19Bet Ori	0.10000	14000.	94	19942	No
88	GOM_NL__2PRFIN20051223_060426_000000452043_00349_19942_7396.N1	23-DEC-2005 06:04:26	Tw_i_and_stray	45.000	13	87Alp Tau	0.86700	3800.0	90	19942	No
89	GOM_NL__2PRFIN20051223_060652_000000362043_00349_19942_7397.N1	23-DEC-2005 06:06:52	Bright	35.500	146	25Eta Tau	2.8730	15200.	71	19942	No
90	GOM_NL__2PRFIN20051223_060856_000000362043_00349_19942_7398.N1	23-DEC-2005 06:08:56	Bright	35.500	150	44Zet Per	2.8900	28000.	71	19942	No
91	GOM_NL__2PRFIN20051223_061109_000000342043_00349_19942_7399.N1	23-DEC-2005 06:11:09	Bright	33.500	149	45Eps Per	2.8880	30000.	67	19942	No
92	GOM_NL__2PRFIN20051223_061324_000000342043_00349_19942_7400.N1	23-DEC-2005 06:13:24	Bright	33.500	175	39Del Per	3.0100	19400.	67	19942	No
93	GOM_NL__2PRFIN20051223_061521_000000362043_00349_19942_7401.N1	23-DEC-2005 06:15:21	Bright	36.000	160	23Gam Per	2.9300	4700.0	72	19942	No
94	GOM_NL__2PRFIN20051223_062459_000000362043_00349_19942_7402.N1	23-DEC-2005 06:24:59	Bright	35.500	49	1Alp UMi	1.9900	6300.0	71	19942	No
95	GOM_NL__2PRFIN20051223_062938_000000402043_00349_19942_7403.N1	23-DEC-2005 06:29:38	Bright	39.500	60	7Bet UMi	2.0810	3950.0	79	19942	No
96	GOM_NL__2PRFIN20051223_063310_000000362043_00349_19942_7404.N1	23-DEC-2005 06:33:10	Bright	36.000	119	14Eta Dra	2.7270	4700.0	72	19942	No
97	GOM_NL__2PRFIN20051223_063459_000000362043_00349_19942_7405.N1	23-DEC-2005 06:34:59	Bright	35.500	130	23Bet Dra	2.7990	5800.0	71	19942	No
98	GOM_NL__2PRFIN20051223_064117_000000342043_00349_19942_7406.N1	23-DEC-2005 06:41:17	Bright	33.500	133	40Zet Her	2.8070	6000.0	67	19942	No
99	GOM_NL__2PRFIN20051223_064321_000000362043_00349_19942_7407.N1	23-DEC-2005 06:43:21	Bright	35.500	67	5Alp CrB	2.2210	11000.	71	19942	No
100	GOM_NL__2PRFIN20051223_064855_000000432043_00349_19942_7408.N1	23-DEC-2005 06:48:55	Bright	43.000	102	24Alp Ser	2.6000	4250.0	86	19942	No
101	GOM_NL__2PRFIN20051223_065344_000000362043_00349_19942_7409.N1	23-DEC-2005 06:53:44	Bright	35.500	104	27Bet Lib	2.6140	13100.	71	19942	No

102	GOM_NL__2PRFIN20051223_065608_000000382043_00349_19942_7410.N1	23-DEC-2005 06:56:08	Bright	37.500	122	9Alp2Lib	2.7470	9700.0	75	19942	No
103	GOM_NL__2PRFIN20051223_070244_000000462043_00349_19942_7411.N1	23-DEC-2005 07:02:44	Dark	45.500	54	5The Cen	2.0550	4500.0	91	19942	No
104	GOM_NL__2PRFIN20051223_070432_000000402043_00349_19942_7412.N1	23-DEC-2005 07:04:32	Dark	39.500	78	Alp Lup	2.3040	28000.	79	19942	No
105	GOM_NL__2PRFIN20051223_070758_000000522043_00349_19942_7413.N1	23-DEC-2005 07:07:58	Dark	52.000	4	Alp1Cen	-0.010000	5800.0	104	19942	No
106	GOM_NL__2PRFIN20051223_071121_000000522043_00350_19943_7190.N1	23-DEC-2005 07:11:21	Dark	52.000	12	Alp1Cru	0.77500	30000.	104	19943	No
107	GOM_NL__2PRFIN20051223_071654_000000392043_00350_19943_7191.N1	23-DEC-2005 07:16:54	Dark	38.500	29	Bet Car	1.6720	10200.	77	19943	No
108	GOM_NL__2PRFIN20051223_071940_000000472043_00350_19943_7192.N1	23-DEC-2005 07:19:40	Dark	46.500	41	Eps Car	1.8600	4100.0	93	19943	No
109	GOM_NL__2PRFIN20051223_072415_000000442043_00350_19943_7193.N1	23-DEC-2005 07:24:15	Dark	43.500	2	Alp Car	-0.73600	7000.0	87	19943	No
110	GOM_NL__2PRFIN20051223_073006_000000402043_00350_19943_7194.N1	23-DEC-2005 07:30:06	Straylight	40.000	108	Alp Col	2.6520	15200.	80	19943	No
111	GOM_NL__2PRFIN20051223_073453_000000062043_00350_19943_7195.N1	23-DEC-2005 07:34:53	Straylight	5.5000	101	11Alp Lep	2.5820	7000.0	11	19943	No
112	GOM_NL__2PRFIN20051223_073749_000000532043_00350_19943_7196.N1	23-DEC-2005 07:37:49	Straylight	52.500	7	19Bet Ori	0.10000	14000.	105	19943	No
113	GOM_NL__2PRFIN20051223_074502_000000452043_00350_19943_7197.N1	23-DEC-2005 07:45:02	Tw_i_and_stray	44.500	13	87Alp Tau	0.86700	3800.0	89	19943	No
114	GOM_NL__2PRFIN20051223_074728_000000352043_00350_19943_7198.N1	23-DEC-2005 07:47:28	Bright	35.000	146	25Eta Tau	2.8730	15200.	70	19943	No
115	GOM_NL__2PRFIN20051223_074932_000000352043_00350_19943_7199.N1	23-DEC-2005 07:49:32	Bright	35.000	150	44Zet Per	2.8900	28000.	70	19943	No
116	GOM_NL__2PRFIN20051223_075146_000000352043_00350_19943_7200.N1	23-DEC-2005 07:51:46	Bright	34.500	149	45Eps Per	2.8880	30000.	69	19943	No
117	GOM_NL__2PRFIN20051223_075401_000000352043_00350_19943_7201.N1	23-DEC-2005 07:54:01	Bright	34.500	175	39Del Per	3.0100	19400.	69	19943	No
118	GOM_NL__2PRFIN20051223_075557_000000352043_00350_19943_7202.N1	23-DEC-2005 07:55:57	Bright	35.000	160	23Gam Per	2.9300	4700.0	70	19943	No
119	GOM_NL__2PRFIN20051223_080535_000000352043_00350_19943_7203.N1	23-DEC-2005 08:05:35	Bright	35.000	49	1Alp UMi	1.9900	6300.0	70	19943	No
120	GOM_NL__2PRFIN20051223_081013_000000382043_00350_19943_7204.N1	23-DEC-2005 08:10:13	Bright	37.500	60	7Bet UMi	2.0810	3950.0	75	19943	No
121	GOM_NL__2PRFIN20051223_081346_000000362043_00350_19943_7205.N1	23-DEC-2005 08:13:46	Bright	35.500	119	14Eta Dra	2.7270	4700.0	71	19943	No
122	GOM_NL__2PRFIN20051223_081536_000000472043_00350_19943_7206.N1	23-DEC-2005 08:15:36	Bright	46.500	130	23Bet Dra	2.7990	5800.0	93	19943	No
123	GOM_NL__2PRFIN20051223_082154_000000342043_00350_19943_7207.N1	23-DEC-2005 08:21:54	Bright	33.500	133	40Zet Her	2.8070	6000.0	67	19943	No
124	GOM_NL__2PRFIN20051223_082357_000000352043_00350_19943_7208.N1	23-DEC-2005 08:23:57	Bright	34.500	67	5Alp CrB	2.2210	11000.	69	19943	No
125	GOM_NL__2PRFIN20051223_082931_000000342043_00350_19943_7209.N1	23-DEC-2005 08:29:31	Bright	33.500	102	24Alp Ser	2.6000	4250.0	67	19943	No
126	GOM_NL__2PRFIN20051223_083420_000000362043_00350_19943_7210.N1	23-DEC-2005 08:34:20	Bright	36.000	104	27Bet Lib	2.6140	13100.	72	19943	No
127	GOM_NL__2PRFIN20051223_083644_000000462043_00350_19943_7211.N1	23-DEC-2005 08:36:44	Bright	46.000	122	9Alp2Lib	2.7470	9700.0	92	19943	No
128	GOM_NL__2PRFIN20051223_084321_000000422043_00350_19943_7212.N1	23-DEC-2005 08:43:21	Dark	42.000	54	5The Cen	2.0550	4500.0	84	19943	No
129	GOM_NL__2PRFIN20051223_084508_000000392043_00350_19943_7213.N1	23-DEC-2005 08:45:08	Dark	39.000	78	Alp Lup	2.3040	28000.	78	19943	No
130	GOM_NL__2PRFIN20051223_084834_000000412043_00350_19943_7214.N1	23-DEC-2005 08:48:34	Dark	40.500	4	Alp1Cen	-0.010000	5800.0	81	19943	No
131	GOM_NL__2PRFIN20051223_085158_000000452043_00351_19944_6849.N1	23-DEC-2005 08:51:58	Dark	44.500	12	Alp1Cru	0.77500	30000.	89	19944	No
132	GOM_NL__2PRFIN20051223_085730_000000392043_00351_19944_6850.N1	23-DEC-2005 08:57:30	Dark	38.500	29	Bet Car	1.6720	10200.	77	19944	No
133	GOM_NL__2PRFIN20051223_090016_000000452043_00351_19944_6851.N1	23-DEC-2005 09:00:16	Dark	45.000	41	Eps Car	1.8600	4100.0	90	19944	No
134	GOM_NL__2PRFIN20051223_090451_000000442043_00351_19944_6852.N1	23-DEC-2005 09:04:51	Dark	44.000	2	Alp Car	-0.73600	7000.0	88	19944	No
135	GOM_NL__2PRFIN20051223_091042_000000372043_00351_19944_6853.N1	23-DEC-2005 09:10:42	Straylight	37.000	108	Alp Col	2.6520	15200.	74	19944	No
136	GOM_NL__2PRFIN20051223_091529_000000172043_00351_19944_6854.N1	23-DEC-2005 09:15:29	Straylight	16.500	101	11Alp Lep	2.5820	7000.0	33	19944	No
137	GOM_NL__2PRFIN20051223_091825_000000472043_00351_19944_6855.N1	23-DEC-2005 09:18:25	Straylight	47.000	7	19Bet Ori	0.10000	14000.	94	19944	No
138	GOM_NL__2PRFIN20051223_092538_000000522043_00351_19944_6856.N1	23-DEC-2005 09:25:38	Tw_i_and_stray	52.000	13	87Alp Tau	0.86700	3800.0	104	19944	No
139	GOM_NL__2PRFIN20051223_092804_000000372043_00351_19944_6857.N1	23-DEC-2005 09:28:04	Bright	36.500	146	25Eta Tau	2.8730	15200.	73	19944	No
140	GOM_NL__2PRFIN20051223_093008_000000362043_00351_19944_6858.N1	23-DEC-2005 09:30:08	Bright	35.500	150	44Zet Per	2.8900	28000.	71	19944	No
141	GOM_NL__2PRFIN20051223_093222_000000352043_00351_19944_6859.N1	23-DEC-2005 09:32:22	Bright	34.500	149	45Eps Per	2.8880	30000.	69	19944	No
142	GOM_NL__2PRFIN20051223_093436_000000352043_00351_19944_6860.N1	23-DEC-2005 09:34:36	Bright	34.500	175	39Del Per	3.0100	19400.	69	19944	No
143	GOM_NL__2PRFIN20051223_093633_000000372043_00351_19944_6861.N1	23-DEC-2005 09:36:33	Bright	36.500	160	23Gam Per	2.9300	4700.0	73	19944	No
144	GOM_NL__2PRFIN20051223_094611_000000352043_00351_19944_6862.N1	23-DEC-2005 09:46:11	Bright	35.000	49	1Alp UMi	1.9900	6300.0	70	19944	No
145	GOM_NL__2PRFIN20051223_095049_000000392043_00351_19944_6863.N1	23-DEC-2005 09:50:49	Bright	38.500	60	7Bet UMi	2.0810	3950.0	77	19944	No
146	GOM_NL__2PRFIN20051223_095422_000000352043_00351_19944_6864.N1	23-DEC-2005 09:54:22	Bright	34.500	119	14Eta Dra	2.7270	4700.0	69	19944	No
147	GOM_NL__2PRFIN20051223_095612_000000522043_00351_19944_6865.N1	23-DEC-2005 09:56:12	Bright	52.000	130	23Bet Dra	2.7990	5800.0	104	19944	No
148	GOM_NL__2PRFIN20051223_100230_000000342043_00351_19944_6866.N1	23-DEC-2005 10:02:30	Bright	34.000	133	40Zet Her	2.8070	6000.0	68	19944	No
149	GOM_NL__2PRFIN20051223_100433_000000422043_00351_19944_6867.N1	23-DEC-2005 10:04:33	Bright	42.000	67	5Alp CrB	2.2210	11000.	84	19944	No
150	GOM_NL__2PRFIN20051223_101007_000000342043_00351_19944_6868.N1	23-DEC-2005 10:10:07	Bright	33.500	102	24Alp Ser	2.6000	4250.0	67	19944	No
151	GOM_NL__2PRFIN20051223_101456_000000532043_00351_19944_6869.N1	23-DEC-2005 10:14:56	Bright	53.000	104	27Bet Lib	2.6140	13100.	106	19944	No
152	GOM_NL__2PRFIN20051223_101720_000000392043_00351_19944_6870.N1	23-DEC-2005 10:17:20	Bright	38.500	122	9Alp2Lib	2.7470	9700.0	77	19944	No
153	GOM_NL__2PRFIN20051223_102357_000000432043_00351_19944_6871.N1	23-DEC-2005 10:23:57	Dark	42.500	54	5The Cen	2.0550	4500.0	85	19944	No
154	GOM_NL__2PRFIN20051223_102544_000000422043_00351_19944_6872.N1	23-DEC-2005 10:25:44	Dark	41.500	78	Alp Lup	2.3040	28000.	83	19944	No
155	GOM_NL__2PRFIN20051223_102910_000000422043_00351_19944_6873.N1	23-DEC-2005 10:29:10	Dark	41.500	4	Alp1Cen	-0.010000	5800.0	83	19944	No
156	GOM_NL__2PRFIN20051223_103234_000000392043_00352_19945_6851.N1	23-DEC-2005 10:32:34	Dark	38.500	12	Alp1Cru	0.77500	30000.	77	19945	No
157	GOM_NL__2PRFIN20051223_103806_000000402043_00352_19945_6852.N1	23-DEC-2005 10:38:06	Dark	39.500	29	Bet Car	1.6720	10200.	79	19945	No
158	GOM_NL__2PRFIN20051223_104052_000000542043_00352_19945_6853.N1	23-DEC-2005 10:40:52	Dark	53.500	41	Eps Car	1.8600	4100.0	107	19945	No
159	GOM_NL__2PRFIN20051223_104527_000000452043_00352_19945_6854.N1	23-DEC-2005 10:45:27	Dark	45.000	2	Alp Car	-0.73600	7000.0	90	19945	No
160	GOM_NL__2PRFIN20051223_105118_000000392043_00352_19945_6855.N1	23-DEC-2005 10:51:18	Straylight	39.000	108	Alp Col	2.6520	15200.	78	19945	No

161	GOM_NL__2PRFIN20051223_105605_000000172043_00352_19945_6856.N1	23-DEC-2005 10:56:05	Straylight	17.000	101	11Alp Lep	2.5820	7000.0	34	19945	No
162	GOM_NL__2PRFIN20051223_105901_000000482043_00352_19945_6857.N1	23-DEC-2005 10:59:01	Straylight	48.000	7	19Bet Ori	0.10000	14000.	96	19945	No
163	GOM_NL__2PRFIN20051223_110614_000000492043_00352_19945_6858.N1	23-DEC-2005 11:06:14	Tw_i_and_stray	49.000	13	87Alp Tau	0.86700	3800.0	98	19945	No
164	GOM_NL__2PRFIN20051223_110840_000000372043_00352_19945_6859.N1	23-DEC-2005 11:08:40	Bright	36.500	146	25Eta Tau	2.8730	15200.	73	19945	No
165	GOM_NL__2PRFIN20051223_111044_000000342043_00352_19945_6860.N1	23-DEC-2005 11:10:44	Bright	34.000	150	44Zet Per	2.8900	28000.	68	19945	No
166	GOM_NL__2PRFIN20051223_111257_000000352043_00352_19945_6861.N1	23-DEC-2005 11:12:57	Bright	34.500	149	45Eps Per	2.8880	30000.	69	19945	No
167	GOM_NL__2PRFIN20051223_111512_000000352043_00352_19945_6862.N1	23-DEC-2005 11:15:12	Bright	34.500	175	39Del Per	3.0100	19400.	69	19945	No
168	GOM_NL__2PRFIN20051223_111709_000000362043_00352_19945_6863.N1	23-DEC-2005 11:17:09	Bright	35.500	160	23Gam Per	2.9300	4700.0	71	19945	No
169	GOM_NL__2PRFIN20051223_112647_000000352043_00352_19945_6864.N1	23-DEC-2005 11:26:47	Bright	35.000	49	1Alp UMi	1.9900	6300.0	70	19945	No
170	GOM_NL__2PRFIN20051223_113125_000000382043_00352_19945_6865.N1	23-DEC-2005 11:31:25	Bright	38.000	60	7Bet UMi	2.0810	3950.0	76	19945	No
171	GOM_NL__2PRFIN20051223_113457_000000372043_00352_19945_6866.N1	23-DEC-2005 11:34:57	Bright	36.500	119	14Eta Dra	2.7270	4700.0	73	19945	No
172	GOM_NL__2PRFIN20051223_113648_000000362043_00352_19945_6867.N1	23-DEC-2005 11:36:48	Bright	36.000	130	23Bet Dra	2.7990	5800.0	72	19945	No
173	GOM_NL__2PRFIN20051223_114306_000000342043_00352_19945_6868.N1	23-DEC-2005 11:43:06	Bright	33.500	133	40Zet Her	2.8070	6000.0	67	19945	No
174	GOM_NL__2PRFIN20051223_114509_000000352043_00352_19945_6869.N1	23-DEC-2005 11:45:09	Bright	35.000	67	5Alp CrB	2.2210	11000.	70	19945	No
175	GOM_NL__2PRFIN20051223_115043_000000342043_00352_19945_6870.N1	23-DEC-2005 11:50:43	Bright	33.500	102	24Alp Ser	2.6000	4250.0	67	19945	No
176	GOM_NL__2PRFIN20051223_115532_000000532043_00352_19945_6871.N1	23-DEC-2005 11:55:32	Bright	53.000	104	27Bet Lib	2.6140	13100.	106	19945	No
177	GOM_NL__2PRFIN20051223_115756_000000372043_00352_19945_6872.N1	23-DEC-2005 11:57:56	Bright	37.000	122	9Alp2Lib	2.7470	9700.0	74	19945	No
178	GOM_NL__2PRFIN20051223_120434_000000442043_00352_19945_6873.N1	23-DEC-2005 12:04:34	Dark	43.500	54	5The Cen	2.0550	4500.0	87	19945	No
179	GOM_NL__2PRFIN20051223_120620_000000412043_00352_19945_6874.N1	23-DEC-2005 12:06:20	Dark	40.500	78	Alp Lup	2.3040	28000.	81	19945	No
180	GOM_NL__2PRFIN20051223_120946_000000482043_00352_19945_6875.N1	23-DEC-2005 12:09:46	Dark	47.500	4	Alp1Cen	-0.010000	5800.0	95	19945	No
181	GOM_NL__2PRFIN20051223_121310_000000442043_00353_19946_6853.N1	23-DEC-2005 12:13:10	Dark	43.500	12	Alp1Cru	0.77500	30000.	87	19946	No
182	GOM_NL__2PRFIN20051223_121842_000000392043_00353_19946_6854.N1	23-DEC-2005 12:18:42	Dark	39.000	29	Bet Car	1.6720	10200.	78	19946	No
183	GOM_NL__2PRFIN20051223_122129_000000522043_00353_19946_6855.N1	23-DEC-2005 12:21:29	Dark	51.500	41	Eps Car	1.8600	4100.0	103	19946	No
184	GOM_NL__2PRFIN20051223_122603_000000522043_00353_19946_6856.N1	23-DEC-2005 12:26:03	Dark	52.000	2	Alp Car	-0.73600	7000.0	104	19946	No
185	GOM_NL__2PRFIN20051223_123154_000000412043_00353_19946_6857.N1	23-DEC-2005 12:31:54	Straylight	41.000	108	Alp Col	2.6520	15200.	82	19946	No
186	GOM_NL__2PRFIN20051223_123641_000000272043_00353_19946_6858.N1	23-DEC-2005 12:36:41	Straylight	26.500	101	11Alp Lep	2.5820	7000.0	53	19946	No
187	GOM_NL__2PRFIN20051223_123937_000000442043_00353_19946_6859.N1	23-DEC-2005 12:39:37	Straylight	44.000	7	19Bet Ori	0.10000	14000.	88	19946	No
188	GOM_NL__2PRFIN20051223_124650_000000442043_00353_19946_6860.N1	23-DEC-2005 12:46:50	Tw_i_and_stray	44.000	13	87Alp Tau	0.86700	3800.0	88	19946	No
189	GOM_NL__2PRFIN20051223_124916_000000352043_00353_19946_6861.N1	23-DEC-2005 12:49:16	Bright	35.000	146	25Eta Tau	2.8730	15200.	70	19946	No
190	GOM_NL__2PRFIN20051223_125120_000000352043_00353_19946_6862.N1	23-DEC-2005 12:51:20	Bright	35.000	150	44Zet Per	2.8900	28000.	70	19946	No
191	GOM_NL__2PRFIN20051223_125333_000000342043_00353_19946_6863.N1	23-DEC-2005 12:53:33	Bright	33.500	149	45Eps Per	2.8880	30000.	67	19946	No
192	GOM_NL__2PRFIN20051223_125548_000000342043_00353_19946_6864.N1	23-DEC-2005 12:55:48	Bright	34.000	175	39Del Per	3.0100	19400.	68	19946	No
193	GOM_NL__2PRFIN20051223_125745_000000352043_00353_19946_6865.N1	23-DEC-2005 12:57:45	Bright	35.000	160	23Gam Per	2.9300	4700.0	70	19946	No
194	GOM_NL__2PRFIN20051223_130723_000000342043_00353_19946_6866.N1	23-DEC-2005 13:07:23	Bright	33.500	49	1Alp UMi	1.9900	6300.0	67	19946	No
195	GOM_NL__2PRFIN20051223_131201_000000382043_00353_19946_6867.N1	23-DEC-2005 13:12:01	Bright	37.500	60	7Bet UMi	2.0810	3950.0	75	19946	No
196	GOM_NL__2PRFIN20051223_131534_000000322043_00353_19946_6868.N1	23-DEC-2005 13:15:34	Bright	31.500	119	14Eta Dra	2.7270	4700.0	63	19946	No
197	GOM_NL__2PRFIN20051223_131724_000000342043_00353_19946_6869.N1	23-DEC-2005 13:17:24	Bright	34.000	130	23Bet Dra	2.7990	5800.0	68	19946	No
198	GOM_NL__2PRFIN20051223_132342_000000342043_00353_19946_6870.N1	23-DEC-2005 13:23:42	Bright	33.500	133	40Zet Her	2.8070	6000.0	67	19946	No
199	GOM_NL__2PRFIN20051223_132545_000000342043_00353_19946_6871.N1	23-DEC-2005 13:25:45	Bright	34.000	67	5Alp CrB	2.2210	11000.	68	19946	No
200	GOM_NL__2PRFIN20051223_133119_000000342043_00353_19946_6872.N1	23-DEC-2005 13:31:19	Bright	33.500	102	24Alp Ser	2.6000	4250.0	67	19946	No
201	GOM_NL__2PRFIN20051223_133608_000000532043_00353_19946_6873.N1	23-DEC-2005 13:36:08	Bright	53.000	104	27Bet Lib	2.6140	13100.	106	19946	No
202	GOM_NL__2PRFIN20051223_133833_000000512043_00353_19946_6874.N1	23-DEC-2005 13:38:33	Bright	51.000	122	9Alp2Lib	2.7470	9700.0	102	19946	No
203	GOM_NL__2PRFIN20051223_134510_000000502043_00353_19946_6875.N1	23-DEC-2005 13:45:10	Dark	50.000	54	5The Cen	2.0550	4500.0	100	19946	No
204	GOM_NL__2PRFIN20051223_134657_000000372043_00353_19946_6876.N1	23-DEC-2005 13:46:57	Dark	37.000	78	Alp Lup	2.3040	28000.	74	19946	No
205	GOM_NL__2PRFIN20051223_135022_000000452043_00353_19946_6877.N1	23-DEC-2005 13:50:22	Dark	45.000	4	Alp1Cen	-0.010000	5800.0	90	19946	No
206	GOM_NL__2PRFIN20051223_135347_000000412043_00354_19947_6854.N1	23-DEC-2005 13:53:47	Dark	40.500	12	Alp1Cru	0.77500	30000.	81	19947	No
207	GOM_NL__2PRFIN20051223_135918_000000412043_00354_19947_6855.N1	23-DEC-2005 13:59:18	Dark	40.500	29	Bet Car	1.6720	10200.	81	19947	No
208	GOM_NL__2PRFIN20051223_140205_000000462043_00354_19947_6856.N1	23-DEC-2005 14:02:05	Dark	45.500	41	Eps Car	1.8600	4100.0	91	19947	No
209	GOM_NL__2PRFIN20051223_140640_000000452043_00354_19947_6857.N1	23-DEC-2005 14:06:40	Dark	45.000	2	Alp Car	-0.73600	7000.0	90	19947	No
210	GOM_NL__2PRFIN20051223_141231_000000402043_00354_19947_6858.N1	23-DEC-2005 14:12:31	Straylight	39.500	108	Alp Col	2.6520	15200.	79	19947	No
211	GOM_NL__2PRFIN20051223_141717_000000272043_00354_19947_6859.N1	23-DEC-2005 14:17:17	Straylight	27.000	101	11Alp Lep	2.5820	7000.0	54	19947	No
212	GOM_NL__2PRFIN20051223_142013_000000452043_00354_19947_6860.N1	23-DEC-2005 14:20:13	Straylight	44.500	7	19Bet Ori	0.10000	14000.	89	19947	No
213	GOM_NL__2PRFIN20051223_142726_000000472043_00354_19947_6861.N1	23-DEC-2005 14:27:26	Tw_i_and_stray	46.500	13	87Alp Tau	0.86700	3800.0	93	19947	No
214	GOM_NL__2PRFIN20051223_142952_000000352043_00354_19947_6862.N1	23-DEC-2005 14:29:52	Bright	35.000	146	25Eta Tau	2.8730	15200.	70	19947	No
215	GOM_NL__2PRFIN20051223_143156_000000362043_00354_19947_6863.N1	23-DEC-2005 14:31:56	Bright	35.500	150	44Zet Per	2.8900	28000.	71	19947	No
216	GOM_NL__2PRFIN20051223_143409_000000352043_00354_19947_6864.N1	23-DEC-2005 14:34:09	Bright	35.000	149	45Eps Per	2.8880	30000.	70	19947	No
217	GOM_NL__2PRFIN20051223_143624_000000342043_00354_19947_6865.N1	23-DEC-2005 14:36:24	Bright	34.000	175	39Del Per	3.0100	19400.	68	19947	No
218	GOM_NL__2PRFIN20051223_143821_000000342043_00354_19947_6866.N1	23-DEC-2005 14:38:21	Bright	33.500	160	23Gam Per	2.9300	4700.0	67	19947	No
219	GOM_NL__2PRFIN20051223_144759_000000332043_00354_19947_6867.N1	23-DEC-2005 14:47:59	Bright	33.000	49	1Alp UMi	1.9900	6300.0	66	19947	No

220	GOM_NL__2PRFIN20051223_145237_000000382043_00354_19947_6868.N1	23-DEC-2005 14:52:37	Bright	37.500	60	7Bet UMi	2.0810	3950.0	75	19947	No
221	GOM_NL__2PRFIN20051223_145610_000000372043_00354_19947_6869.N1	23-DEC-2005 14:56:10	Bright	36.500	119	14Eta Dra	2.7270	4700.0	73	19947	No
222	GOM_NL__2PRFIN20051223_145800_000000352043_00354_19947_6870.N1	23-DEC-2005 14:58:00	Bright	35.000	130	23Bet Dra	2.7990	5800.0	70	19947	No
223	GOM_NL__2PRFIN20051223_150418_000000332043_00354_19947_6871.N1	23-DEC-2005 15:04:18	Bright	32.500	133	40Zet Her	2.8070	6000.0	65	19947	No
224	GOM_NL__2PRFIN20051223_150621_000000342043_00354_19947_6872.N1	23-DEC-2005 15:06:21	Bright	33.500	67	5Alp CrB	2.2210	11000.	67	19947	No
225	GOM_NL__2PRFIN20051223_151156_000000342043_00354_19947_6873.N1	23-DEC-2005 15:11:56	Bright	33.500	102	24Alp Ser	2.6000	4250.0	67	19947	No
226	GOM_NL__2PRFIN20051223_151645_000000532043_00354_19947_6874.N1	23-DEC-2005 15:16:45	Bright	53.000	104	27Bet Lib	2.6140	13100.	106	19947	No
227	GOM_NL__2PRFIN20051223_151909_000000372043_00354_19947_6875.N1	23-DEC-2005 15:19:09	Bright	37.000	122	9Alp2Lib	2.7470	9700.0	74	19947	No
228	GOM_NL__2PRFIN20051223_152547_000000422043_00354_19947_6876.N1	23-DEC-2005 15:25:47	Dark	42.000	54	5The Cen	2.0550	4500.0	84	19947	No
229	GOM_NL__2PRFIN20051223_152733_000000402043_00354_19947_6877.N1	23-DEC-2005 15:27:33	Dark	39.500	78	Alp Lup	2.3040	28000.	79	19947	No
230	GOM_NL__2PRFIN20051223_153059_000000512043_00354_19947_6878.N1	23-DEC-2005 15:30:59	Dark	50.500	4	Alp1Cen	-0.010000	5800.0	101	19947	No
231	GOM_NL__2PRFIN20051223_153423_000000392043_00355_19948_6856.N1	23-DEC-2005 15:34:23	Dark	39.000	12	Alp1Cru	0.77500	30000.	78	19948	No
232	GOM_NL__2PRFIN20051223_153955_000000432043_00355_19948_6857.N1	23-DEC-2005 15:39:55	Dark	42.500	29	Bet Car	1.6720	10200.	85	19948	No
233	GOM_NL__2PRFIN20051223_154241_000000462043_00355_19948_6858.N1	23-DEC-2005 15:42:41	Dark	46.000	41	Eps Car	1.8600	4100.0	92	19948	No
234	GOM_NL__2PRFIN20051223_154716_000000472043_00355_19948_6859.N1	23-DEC-2005 15:47:16	Dark	46.500	2	Alp Car	-0.73600	7000.0	93	19948	No
235	GOM_NL__2PRFIN20051223_155307_000000402043_00355_19948_6860.N1	23-DEC-2005 15:53:07	Straylight	40.000	108	Alp Col	2.6520	15200.	80	19948	No
236	GOM_NL__2PRFIN20051223_155753_000000382043_00355_19948_6861.N1	23-DEC-2005 15:57:53	Straylight	38.000	101	11Alp Lep	2.5820	7000.0	76	19948	No
237	GOM_NL__2PRFIN20051223_160049_000000542043_00355_19948_6862.N1	23-DEC-2005 16:00:49	Straylight	54.000	7	19Bet Ori	0.10000	14000.	108	19948	No
238	GOM_NL__2PRFIN20051223_160802_000000462043_00355_19948_6863.N1	23-DEC-2005 16:08:02	Tw_i_and_stray	46.000	13	87Alp Tau	0.86700	3800.0	92	19948	No
239	GOM_NL__2PRFIN20051223_161029_000000362043_00355_19948_6864.N1	23-DEC-2005 16:10:29	Bright	35.500	146	25Eta Tau	2.8730	15200.	71	19948	No
240	GOM_NL__2PRFIN20051223_161233_000000362043_00355_19948_6865.N1	23-DEC-2005 16:12:33	Bright	35.500	150	44Zet Per	2.8900	28000.	71	19948	No
241	GOM_NL__2PRFIN20051223_161445_000000342043_00355_19948_6866.N1	23-DEC-2005 16:14:45	Bright	34.000	149	45Eps Per	2.8880	30000.	68	19948	No
242	GOM_NL__2PRFIN20051223_161700_000000342043_00355_19948_6867.N1	23-DEC-2005 16:17:00	Bright	33.500	175	39Del Per	3.0100	19400.	67	19948	No
243	GOM_NL__2PRFIN20051223_161857_000000352043_00355_19948_6868.N1	23-DEC-2005 16:18:57	Bright	35.000	160	23Gam Per	2.9300	4700.0	70	19948	No
244	GOM_NL__2PRFIN20051223_162835_000000362043_00355_19948_6869.N1	23-DEC-2005 16:28:35	Bright	36.000	49	1Alp UMi	1.9900	6300.0	72	19948	No
245	GOM_NL__2PRFIN20051223_163313_000000372043_00355_19948_6870.N1	23-DEC-2005 16:33:13	Bright	36.500	60	7Bet UMi	2.0810	3950.0	73	19948	No
246	GOM_NL__2PRFIN20051223_163646_000000372043_00355_19948_6871.N1	23-DEC-2005 16:36:46	Bright	37.000	119	14Eta Dra	2.7270	4700.0	74	19948	No
247	GOM_NL__2PRFIN20051223_163836_000000512043_00355_19948_6872.N1	23-DEC-2005 16:38:36	Bright	50.500	130	23Bet Dra	2.7990	5800.0	101	19948	No
248	GOM_NL__2PRFIN20051223_164454_000000362043_00355_19948_6873.N1	23-DEC-2005 16:44:54	Bright	35.500	133	40Zet Her	2.8070	6000.0	71	19948	No
249	GOM_NL__2PRFIN20051223_164657_000000352043_00355_19948_6874.N1	23-DEC-2005 16:46:57	Bright	35.000	67	5Alp CrB	2.2210	11000.	70	19948	No
250	GOM_NL__2PRFIN20051223_165232_000000342043_00355_19948_6875.N1	23-DEC-2005 16:52:32	Bright	33.500	102	24Alp Ser	2.6000	4250.0	67	19948	No
251	GOM_NL__2PRFIN20051223_165721_000000352043_00355_19948_6876.N1	23-DEC-2005 16:57:21	Bright	35.000	104	27Bet Lib	2.6140	13100.	70	19948	No
252	GOM_NL__2PRFIN20051223_165945_000000372043_00355_19948_6877.N1	23-DEC-2005 16:59:45	Bright	37.000	122	9Alp2Lib	2.7470	9700.0	74	19948	No
253	GOM_NL__2PRFIN20051223_170623_000000462043_00355_19948_6878.N1	23-DEC-2005 17:06:23	Dark	46.000	54	5The Cen	2.0550	4500.0	92	19948	No
254	GOM_NL__2PRFIN20051223_170809_000000412043_00355_19948_6879.N1	23-DEC-2005 17:08:09	Dark	40.500	78	Alp Lup	2.3040	28000.	81	19948	No
255	GOM_NL__2PRFIN20051223_171500_000000432043_00356_19949_6859.N1	23-DEC-2005 17:15:00	Dark	42.500	12	Alp1Cru	0.77500	30000.	85	19949	No
256	GOM_NL__2PRFIN20051223_172031_000000482043_00356_19949_6860.N1	23-DEC-2005 17:20:31	Dark	48.000	29	Bet Car	1.6720	10200.	96	19949	No
257	GOM_NL__2PRFIN20051223_172318_000000502043_00356_19949_6861.N1	23-DEC-2005 17:23:18	Dark	50.000	41	Eps Car	1.8600	4100.0	100	19949	No
258	GOM_NL__2PRFIN20051223_172752_000000542043_00356_19949_6862.N1	23-DEC-2005 17:27:52	Dark	53.500	2	Alp Car	-0.73600	7000.0	107	19949	No
259	GOM_NL__2PRFIN20051223_173343_000000392043_00356_19949_6863.N1	23-DEC-2005 17:33:43	Straylight	38.500	108	Alp Col	2.6520	15200.	77	19949	No
260	GOM_NL__2PRFIN20051223_173829_000000382043_00356_19949_6864.N1	23-DEC-2005 17:38:29	Straylight	38.000	101	11Alp Lep	2.5820	7000.0	76	19949	No
261	GOM_NL__2PRFIN20051223_174125_000000472043_00356_19949_6865.N1	23-DEC-2005 17:41:25	Straylight	47.000	7	19Bet Ori	0.10000	14000.	94	19949	No
262	GOM_NL__2PRFIN20051223_174838_000000462043_00356_19949_6866.N1	23-DEC-2005 17:48:38	Tw_i_and_stray	46.000	13	87Alp Tau	0.86700	3800.0	92	19949	No
263	GOM_NL__2PRFIN20051223_175105_000000362043_00356_19949_6867.N1	23-DEC-2005 17:51:05	Bright	35.500	146	25Eta Tau	2.8730	15200.	71	19949	No
264	GOM_NL__2PRFIN20051223_175309_000000362043_00356_19949_6868.N1	23-DEC-2005 17:53:09	Bright	35.500	150	44Zet Per	2.8900	28000.	71	19949	No
265	GOM_NL__2PRFIN20051223_175522_000000352043_00356_19949_6869.N1	23-DEC-2005 17:55:22	Bright	34.500	149	45Eps Per	2.8880	30000.	69	19949	No
266	GOM_NL__2PRFIN20051223_175737_000000342043_00356_19949_6870.N1	23-DEC-2005 17:57:37	Bright	34.000	175	39Del Per	3.0100	19400.	68	19949	No
267	GOM_NL__2PRFIN20051223_175934_000000372043_00356_19949_6871.N1	23-DEC-2005 17:59:34	Bright	36.500	160	23Gam Per	2.9300	4700.0	73	19949	No
268	GOM_NL__2PRFIN20051223_180911_000000372043_00356_19949_6872.N1	23-DEC-2005 18:09:11	Bright	36.500	49	1Alp UMi	1.9900	6300.0	73	19949	No
269	GOM_NL__2PRFIN20051223_181349_000000372043_00356_19949_6873.N1	23-DEC-2005 18:13:49	Bright	36.500	60	7Bet UMi	2.0810	3950.0	73	19949	No
270	GOM_NL__2PRFIN20051223_181722_000000372043_00356_19949_6874.N1	23-DEC-2005 18:17:22	Bright	36.500	119	14Eta Dra	2.7270	4700.0	73	19949	No
271	GOM_NL__2PRFIN20051223_181912_000000372043_00356_19949_6875.N1	23-DEC-2005 18:19:12	Bright	36.500	130	23Bet Dra	2.7990	5800.0	73	19949	No
272	GOM_NL__2PRFIN20051223_182530_000000352043_00356_19949_6876.N1	23-DEC-2005 18:25:30	Bright	35.000	133	40Zet Her	2.8070	6000.0	70	19949	No
273	GOM_NL__2PRFIN20051223_182733_000000352043_00356_19949_6877.N1	23-DEC-2005 18:27:33	Bright	35.000	67	5Alp CrB	2.2210	11000.	70	19949	No
274	GOM_NL__2PRFIN20051223_183308_000000342043_00356_19949_6878.N1	23-DEC-2005 18:33:08	Bright	33.500	102	24Alp Ser	2.6000	4250.0	67	19949	No
275	GOM_NL__2PRFIN20051223_183757_000000352043_00356_19949_6879.N1	23-DEC-2005 18:37:57	Bright	34.500	104	27Bet Lib	2.6140	13100.	69	19949	No
276	GOM_NL__2PRFIN20051223_184022_000000422043_00356_19949_6880.N1	23-DEC-2005 18:40:22	Bright	41.500	122	9Alp2Lib	2.7470	9700.0	83	19949	No
277	GOM_NL__2PRFIN20051223_184700_000000462043_00356_19949_6881.N1	23-DEC-2005 18:47:00	Dark	46.000	54	5The Cen	2.0550	4500.0	92	19949	No
278	GOM_NL__2PRFIN20051223_184846_000000392043_00356_19949_6882.N1	23-DEC-2005 18:48:46	Dark	39.000	78	Alp Lup	2.3040	28000.	78	19949	No

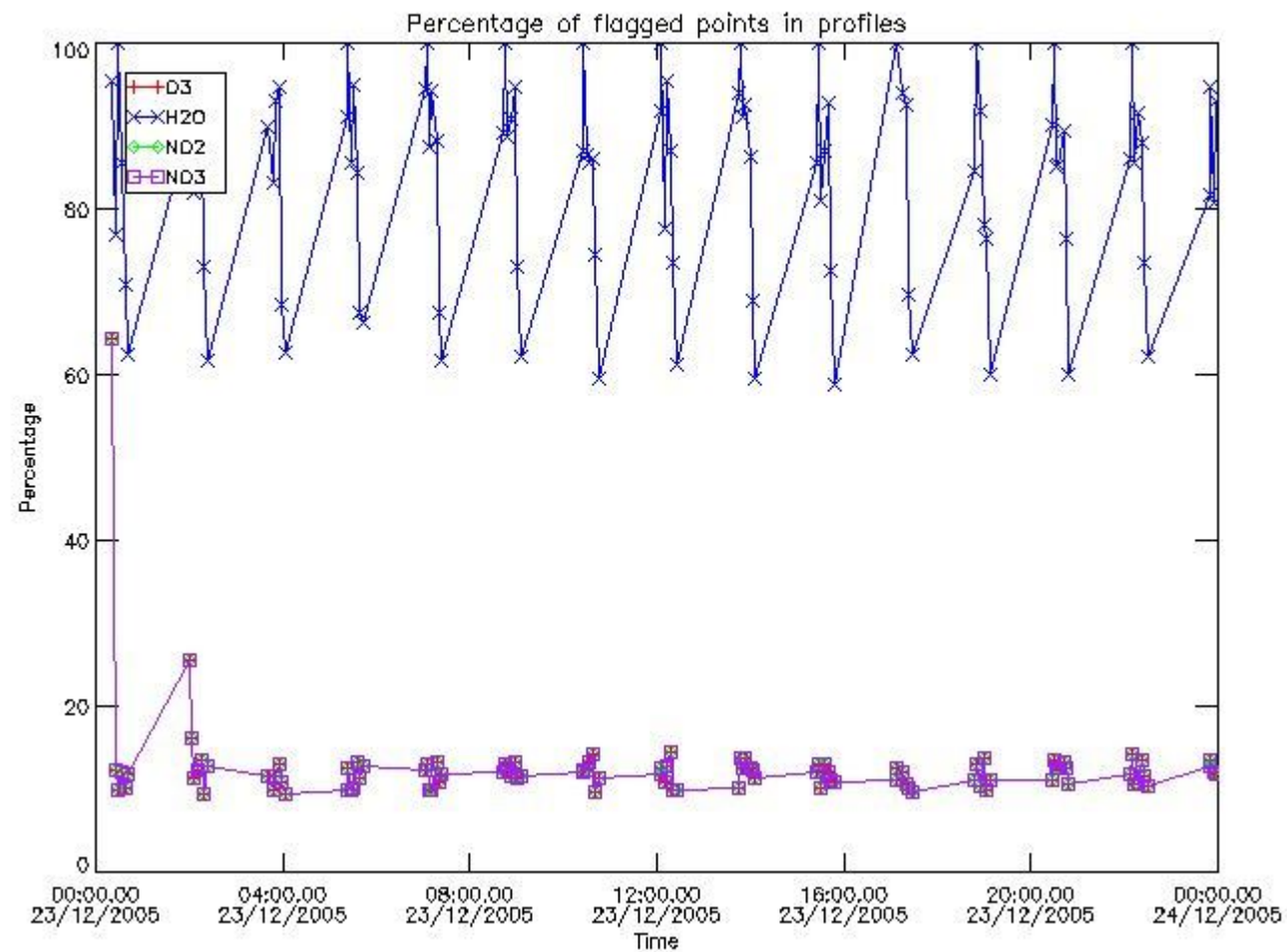
279	GOM_NL__2PRFIN20051223_185536_000000502043_00357_19950_6861.N1	23-DEC-2005 18:55:36	Dark	49.500	12	Alp1Cru	0.77500	30000.	99	19950	No
280	GOM_NL__2PRFIN20051223_190108_000000372043_00357_19950_6862.N1	23-DEC-2005 19:01:08	Dark	37.000	29	Bet Car	1.6720	10200.	74	19950	No
281	GOM_NL__2PRFIN20051223_190354_000000522043_00357_19950_6863.N1	23-DEC-2005 19:03:54	Dark	51.500	41	Eps Car	1.8600	4100.0	103	19950	No
282	GOM_NL__2PRFIN20051223_190829_000000452043_00357_19950_6864.N1	23-DEC-2005 19:08:29	Dark	45.000	2	Alp Car	-0.73600	7000.0	90	19950	No
283	GOM_NL__2PRFIN20051223_191419_000000422043_00357_19950_6865.N1	23-DEC-2005 19:14:19	Straylight	41.500	108	Alp Col	2.6520	15200.	83	19950	No
284	GOM_NL__2PRFIN20051223_191905_000000432043_00357_19950_6866.N1	23-DEC-2005 19:19:05	Straylight	42.500	101	11Alp Lep	2.5820	7000.0	85	19950	No
285	GOM_NL__2PRFIN20051223_192201_000000472043_00357_19950_6867.N1	23-DEC-2005 19:22:01	Straylight	47.000	7	19Bet Ori	0.10000	14000.	94	19950	No
286	GOM_NL__2PRFIN20051223_192914_000000522043_00357_19950_6868.N1	23-DEC-2005 19:29:14	Twi_and_stray	52.000	13	87Alp Tau	0.86700	3800.0	104	19950	No
287	GOM_NL__2PRFIN20051223_193141_000000362043_00357_19950_6869.N1	23-DEC-2005 19:31:41	Bright	35.500	146	25Eta Tau	2.8730	15200.	71	19950	No
288	GOM_NL__2PRFIN20051223_193345_000000352043_00357_19950_6870.N1	23-DEC-2005 19:33:45	Bright	35.000	150	44Zet Per	2.8900	28000.	70	19950	No
289	GOM_NL__2PRFIN20051223_193558_000000352043_00357_19950_6871.N1	23-DEC-2005 19:35:58	Bright	34.500	149	45Eps Per	2.8880	30000.	69	19950	No
290	GOM_NL__2PRFIN20051223_193813_000000342043_00357_19950_6872.N1	23-DEC-2005 19:38:13	Bright	33.500	175	39Del Per	3.0100	19400.	67	19950	No
291	GOM_NL__2PRFIN20051223_194010_000000342043_00357_19950_6873.N1	23-DEC-2005 19:40:10	Bright	33.500	160	23Gam Per	2.9300	4700.0	67	19950	No
292	GOM_NL__2PRFIN20051223_194947_000000342043_00357_19950_6874.N1	23-DEC-2005 19:49:47	Bright	34.000	49	1Alp UMi	1.9900	6300.0	68	19950	No
293	GOM_NL__2PRFIN20051223_195424_000000382043_00357_19950_6875.N1	23-DEC-2005 19:54:24	Bright	37.500	60	7Bet UMi	2.0810	3950.0	75	19950	No
294	GOM_NL__2PRFIN20051223_195758_000000362043_00357_19950_6876.N1	23-DEC-2005 19:57:58	Bright	35.500	119	14Eta Dra	2.7270	4700.0	71	19950	No
295	GOM_NL__2PRFIN20051223_195949_000000342043_00357_19950_6877.N1	23-DEC-2005 19:59:49	Bright	33.500	130	23Bet Dra	2.7990	5800.0	67	19950	No
296	GOM_NL__2PRFIN20051223_200606_000000342043_00357_19950_6878.N1	23-DEC-2005 20:06:06	Bright	33.500	133	40Zet Her	2.8070	6000.0	67	19950	No
297	GOM_NL__2PRFIN20051223_200809_000000352043_00357_19950_6879.N1	23-DEC-2005 20:08:09	Bright	35.000	67	5Alp CrB	2.2210	11000.	70	19950	No
298	GOM_NL__2PRFIN20051223_201344_000000342043_00357_19950_6880.N1	23-DEC-2005 20:13:44	Bright	33.500	102	24Alp Ser	2.6000	4250.0	67	19950	No
299	GOM_NL__2PRFIN20051223_201833_000000492043_00357_19950_6881.N1	23-DEC-2005 20:18:33	Bright	48.500	104	27Bet Lib	2.6140	13100.	97	19950	No
300	GOM_NL__2PRFIN20051223_202058_000000372043_00357_19950_6882.N1	23-DEC-2005 20:20:58	Bright	36.500	122	9Alp2Lib	2.7470	9700.0	73	19950	No
301	GOM_NL__2PRFIN20051223_202736_000000462043_00357_19950_6883.N1	23-DEC-2005 20:27:36	Dark	45.500	54	5The Cen	2.0550	4500.0	91	19950	No
302	GOM_NL__2PRFIN20051223_202922_000000382043_00357_19950_6884.N1	23-DEC-2005 20:29:22	Dark	37.500	78	Alp Lup	2.3040	28000.	75	19950	No
303	GOM_NL__2PRFIN20051223_203247_000000412043_00357_19950_6885.N1	23-DEC-2005 20:32:47	Dark	40.500	4	Alp1Cen	-0.010000	5800.0	81	19950	No
304	GOM_NL__2PRFIN20051223_203612_000000412043_00358_19951_6678.N1	23-DEC-2005 20:36:12	Dark	41.000	12	Alp1Cru	0.77500	30000.	82	19951	No
305	GOM_NL__2PRFIN20051223_204144_000000392043_00358_19951_6679.N1	23-DEC-2005 20:41:44	Dark	38.500	29	Bet Car	1.6720	10200.	77	19951	No
306	GOM_NL__2PRFIN20051223_204431_000000412043_00358_19951_6680.N1	23-DEC-2005 20:44:31	Dark	40.500	41	Eps Car	1.8600	4100.0	81	19951	No
307	GOM_NL__2PRFIN20051223_204905_000000482043_00358_19951_6681.N1	23-DEC-2005 20:49:05	Dark	47.500	2	Alp Car	-0.73600	7000.0	95	19951	No
308	GOM_NL__2PRFIN20051223_205455_000000402043_00358_19951_6682.N1	23-DEC-2005 20:54:55	Straylight	39.500	108	Alp Col	2.6520	15200.	79	19951	No
309	GOM_NL__2PRFIN20051223_205941_000000422043_00358_19951_6683.N1	23-DEC-2005 20:59:41	Straylight	41.500	101	11Alp Lep	2.5820	7000.0	83	19951	No
310	GOM_NL__2PRFIN20051223_210237_000000452043_00358_19951_6684.N1	23-DEC-2005 21:02:37	Straylight	44.500	7	19Bet Ori	0.10000	14000.	89	19951	No
311	GOM_NL__2PRFIN20051223_210950_000000492043_00358_19951_6685.N1	23-DEC-2005 21:09:50	Twi_and_stray	49.000	13	87Alp Tau	0.86700	3800.0	98	19951	No
312	GOM_NL__2PRFIN20051223_211217_000000352043_00358_19951_6686.N1	23-DEC-2005 21:12:17	Bright	35.000	146	25Eta Tau	2.8730	15200.	70	19951	No
313	GOM_NL__2PRFIN20051223_211421_000000362043_00358_19951_6687.N1	23-DEC-2005 21:14:21	Bright	35.500	150	44Zet Per	2.8900	28000.	71	19951	No
314	GOM_NL__2PRFIN20051223_211634_000000352043_00358_19951_6688.N1	23-DEC-2005 21:16:34	Bright	34.500	149	45Eps Per	2.8880	30000.	69	19951	No
315	GOM_NL__2PRFIN20051223_211849_000000342043_00358_19951_6689.N1	23-DEC-2005 21:18:49	Bright	33.500	175	39Del Per	3.0100	19400.	67	19951	No
316	GOM_NL__2PRFIN20051223_212046_000000342043_00358_19951_6690.N1	23-DEC-2005 21:20:46	Bright	34.000	160	23Gam Per	2.9300	4700.0	68	19951	No
317	GOM_NL__2PRFIN20051223_213023_000000332043_00358_19951_6691.N1	23-DEC-2005 21:30:23	Bright	32.500	49	1Alp UMi	1.9900	6300.0	65	19951	No
318	GOM_NL__2PRFIN20051223_213500_000000332043_00358_19951_6692.N1	23-DEC-2005 21:35:00	Bright	33.000	60	7Bet UMi	2.0810	3950.0	66	19951	No
319	GOM_NL__2PRFIN20051223_213834_000000362043_00358_19951_6693.N1	23-DEC-2005 21:38:34	Bright	36.000	119	14Eta Dra	2.7270	4700.0	72	19951	No
320	GOM_NL__2PRFIN20051223_214025_000000342043_00358_19951_6694.N1	23-DEC-2005 21:40:25	Bright	34.000	130	23Bet Dra	2.7990	5800.0	68	19951	No
321	GOM_NL__2PRFIN20051223_214642_000000512043_00358_19951_6695.N1	23-DEC-2005 21:46:42	Bright	51.000	133	40Zet Her	2.8070	6000.0	102	19951	No
322	GOM_NL__2PRFIN20051223_214845_000000362043_00358_19951_6696.N1	23-DEC-2005 21:48:45	Bright	35.500	67	5Alp CrB	2.2210	11000.	71	19951	No
323	GOM_NL__2PRFIN20051223_215420_000000342043_00358_19951_6697.N1	23-DEC-2005 21:54:20	Bright	33.500	102	24Alp Ser	2.6000	4250.0	67	19951	No
324	GOM_NL__2PRFIN20051223_215910_000000532043_00358_19951_6698.N1	23-DEC-2005 21:59:10	Bright	53.000	104	27Bet Lib	2.6140	13100.	106	19951	No
325	GOM_NL__2PRFIN20051223_220134_000000432043_00358_19951_6699.N1	23-DEC-2005 22:01:34	Bright	43.000	122	9Alp2Lib	2.7470	9700.0	86	19951	No
326	GOM_NL__2PRFIN20051223_220813_000000442043_00358_19951_6700.N1	23-DEC-2005 22:08:13	Dark	43.500	54	5The Cen	2.0550	4500.0	87	19951	No
327	GOM_NL__2PRFIN20051223_220958_000000402043_00358_19951_6701.N1	23-DEC-2005 22:09:58	Dark	39.500	78	Alp Lup	2.3040	28000.	79	19951	No
328	GOM_NL__2PRFIN20051223_221323_000000492043_00358_19951_6702.N1	23-DEC-2005 22:13:23	Dark	48.500	4	Alp1Cen	-0.010000	5800.0	97	19951	No
329	GOM_NL__2PRFIN20051223_221649_000000482043_00359_19952_9283.N1	23-DEC-2005 22:16:49	Dark	48.000	12	Alp1Cru	0.77500	30000.	96	19952	No
330	GOM_NL__2PRFIN20051223_222220_000000382043_00359_19952_9284.N1	23-DEC-2005 22:22:20	Dark	38.000	29	Bet Car	1.6720	10200.	76	19952	No
331	GOM_NL__2PRFIN20051223_222507_000000442043_00359_19952_9285.N1	23-DEC-2005 22:25:07	Dark	44.000	41	Eps Car	1.8600	4100.0	88	19952	No
332	GOM_NL__2PRFIN20051223_222941_000000502043_00359_19952_9286.N1	23-DEC-2005 22:29:41	Dark	49.500	2	Alp Car	-0.73600	7000.0	99	19952	No
333	GOM_NL__2PRFIN20051223_223532_000000382043_00359_19952_9287.N1	23-DEC-2005 22:35:32	Straylight	37.500	108	Alp Col	2.6520	15200.	75	19952	No
334	GOM_NL__2PRFIN20051223_224017_000000442043_00359_19952_9288.N1	23-DEC-2005 22:40:17	Straylight	44.000	101	11Alp Lep	2.5820	7000.0	88	19952	No
335	GOM_NL__2PRFIN20051223_224313_000000462043_00359_19952_9289.N1	23-DEC-2005 22:43:13	Straylight	46.000	7	19Bet Ori	0.10000	14000.	92	19952	No
336	GOM_NL__2PRFIN20051223_225026_000000522043_00359_19952_9290.N1	23-DEC-2005 22:50:26	Bright	52.000	13	87Alp Tau	0.86700	3800.0	104	19952	No
337	GOM_NL__2PRFIN20051223_225253_000000352043_00359_19952_9291.N1	23-DEC-2005 22:52:53	Bright	35.000	146	25Eta Tau	2.8730	15200.	70	19952	No

338	GOM_NL__2PRFIN20051223_225457_000000352043_00359_19952_9292.N1	23-DEC-2005 22:54:57	Bright	35.000	150	44Zet Per	2.8900	28000.	70	19952	No
339	GOM_NL__2PRFIN20051223_225710_000000342043_00359_19952_9293.N1	23-DEC-2005 22:57:10	Bright	34.000	149	45Eps Per	2.8880	30000.	68	19952	No
340	GOM_NL__2PRFIN20051223_225925_000000352043_00359_19952_9294.N1	23-DEC-2005 22:59:25	Bright	34.500	175	39Del Per	3.0100	19400.	69	19952	No
341	GOM_NL__2PRFIN20051223_230122_000000352043_00359_19952_9295.N1	23-DEC-2005 23:01:22	Bright	35.000	160	23Gam Per	2.9300	4700.0	70	19952	No
342	GOM_NL__2PRFIN20051223_231058_000000362043_00359_19952_9296.N1	23-DEC-2005 23:10:58	Bright	35.500	49	1Alp UMi	1.9900	6300.0	71	19952	No
343	GOM_NL__2PRFIN20051223_231536_000000352043_00359_19952_9297.N1	23-DEC-2005 23:15:36	Bright	35.000	60	7Bet UMi	2.0810	3950.0	70	19952	No
344	GOM_NL__2PRFIN20051223_231910_000000372043_00359_19952_9298.N1	23-DEC-2005 23:19:10	Bright	36.500	119	14Eta Dra	2.7270	4700.0	73	19952	No
345	GOM_NL__2PRFIN20051223_232101_000000342043_00359_19952_9299.N1	23-DEC-2005 23:21:01	Bright	34.000	130	23Bet Dra	2.7990	5800.0	68	19952	No
346	GOM_NL__2PRFIN20051223_232718_000000332043_00359_19952_9300.N1	23-DEC-2005 23:27:18	Bright	33.000	133	40Zet Her	2.8070	6000.0	66	19952	No
347	GOM_NL__2PRFIN20051223_232921_000000442043_00359_19952_9301.N1	23-DEC-2005 23:29:21	Bright	44.000	67	5Alp CrB	2.2210	11000.	88	19952	No
348	GOM_NL__2PRFIN20051223_233456_000000342043_00359_19952_9302.N1	23-DEC-2005 23:34:56	Bright	33.500	102	24Alp Ser	2.6000	4250.0	67	19952	No
349	GOM_NL__2PRFIN20051223_233946_000000352043_00359_19952_9303.N1	23-DEC-2005 23:39:46	Bright	34.500	104	27Bet Lib	2.6140	13100.	69	19952	No
350	GOM_NL__2PRFIN20051223_234211_000000392043_00359_19952_9304.N1	23-DEC-2005 23:42:11	Bright	38.500	122	9Alp2Lib	2.7470	9700.0	77	19952	No
351	GOM_NL__2PRFIN20051223_234849_000000442043_00359_19952_9305.N1	23-DEC-2005 23:48:49	Dark	44.000	54	5The Cen	2.0550	4500.0	88	19952	No
352	GOM_NL__2PRFIN20051223_235034_000000382043_00359_19952_9306.N1	23-DEC-2005 23:50:34	Dark	38.000	78	Alp Lup	2.3040	28000.	76	19952	No
353	GOM_NL__2PRFIN20051223_235359_000000422043_00359_19952_9307.N1	23-DEC-2005 23:53:59	Dark	42.000	4	Alp1Cen	-0.010000	5800.0	84	19952	No
354	GOM_NL__2PRFIN20051223_235725_000000432043_00360_19953_9283.N1	23-DEC-2005 23:57:25	Dark	43.000	12	Alp1Cru	0.77500	30000.	86	19953	No

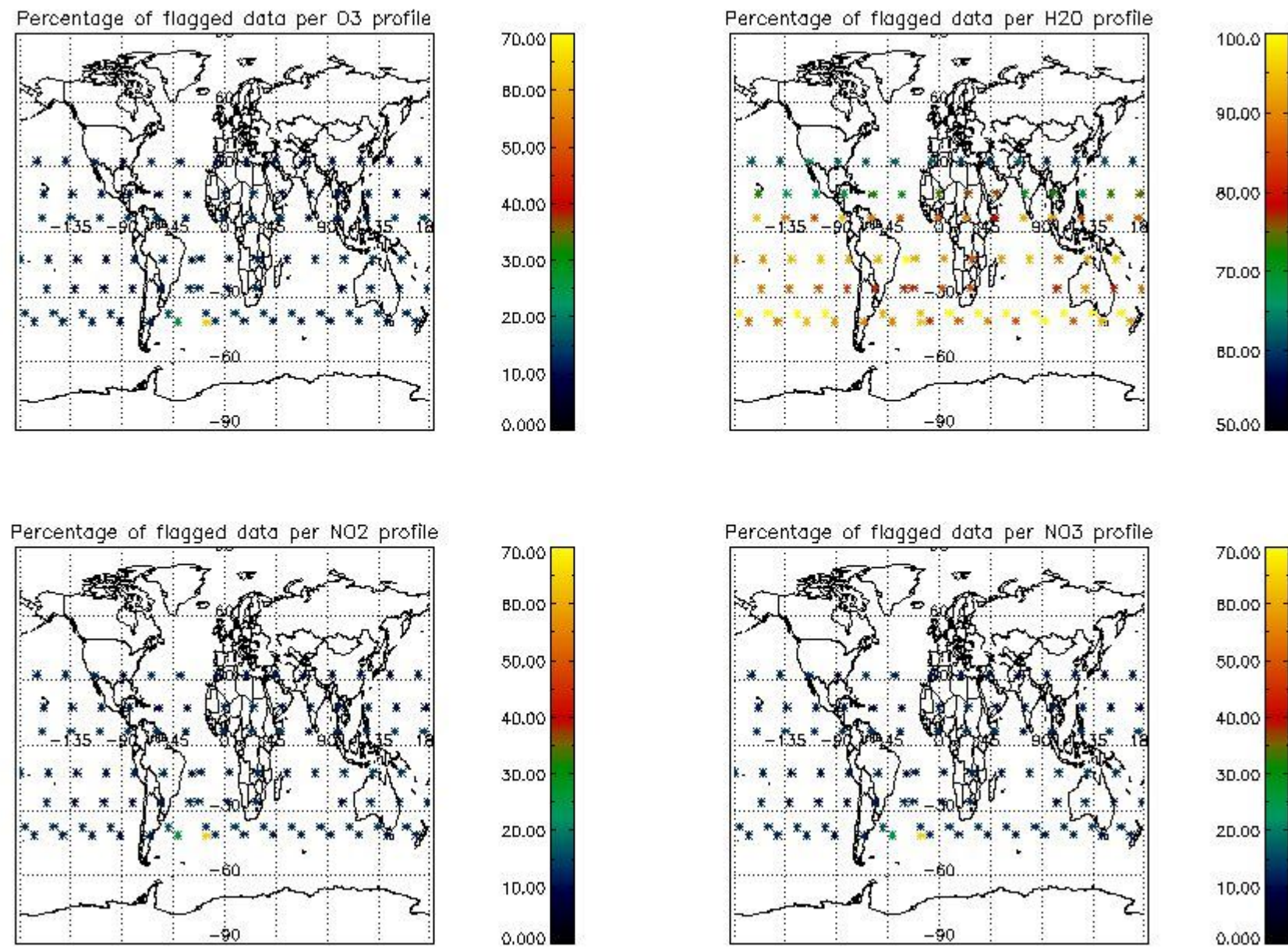
3. Quality information per product

In this section it is plotted some information contained in the Quality Summary data set of the level 2 products. Only products in dark limb conditions and without errors (error flag in the MPH set to "0") are used.

3.1 Plot quality information per product (time dependant)



3.2 Plot quality information per product (world map)

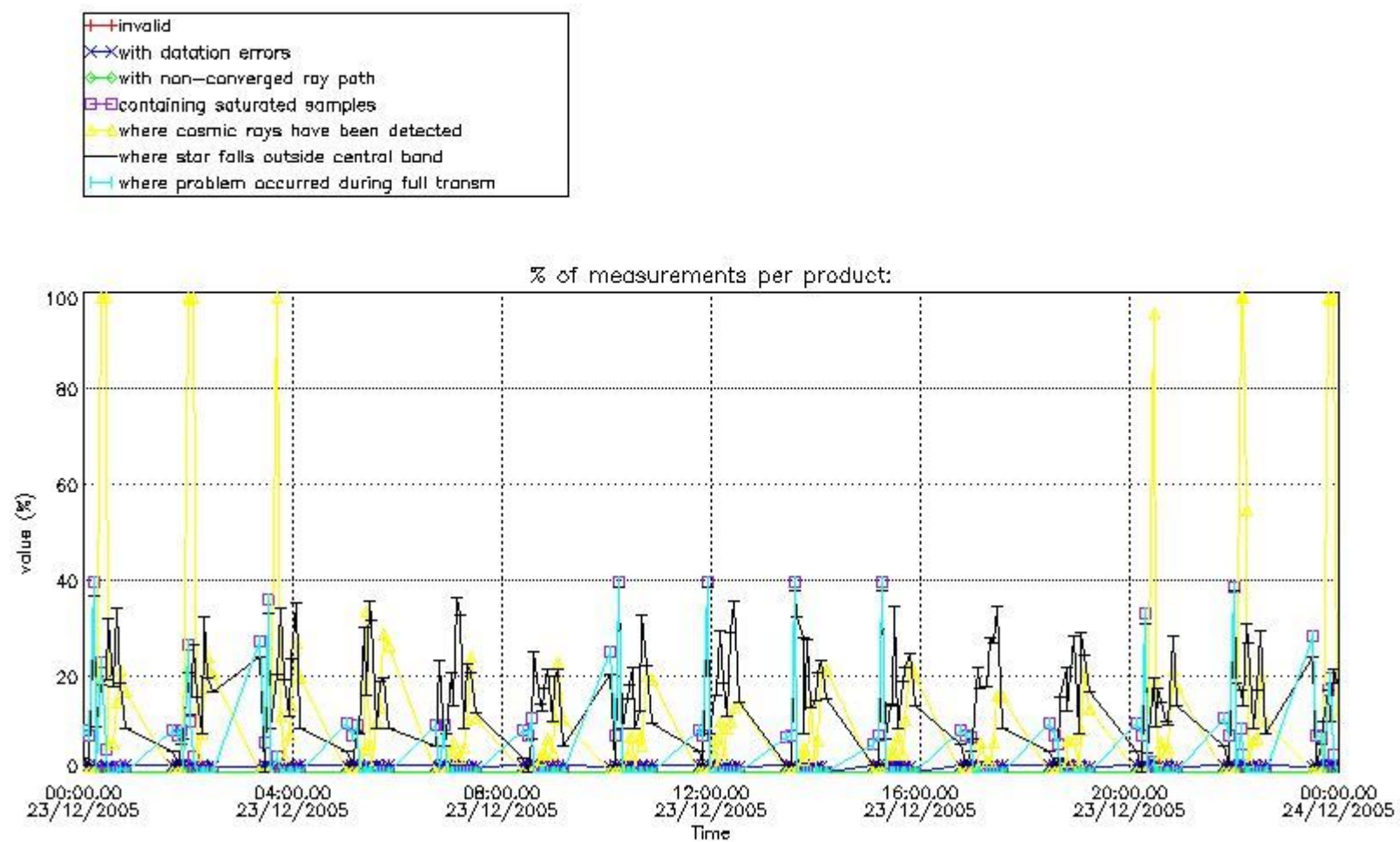


4. Level 1 quality information per product

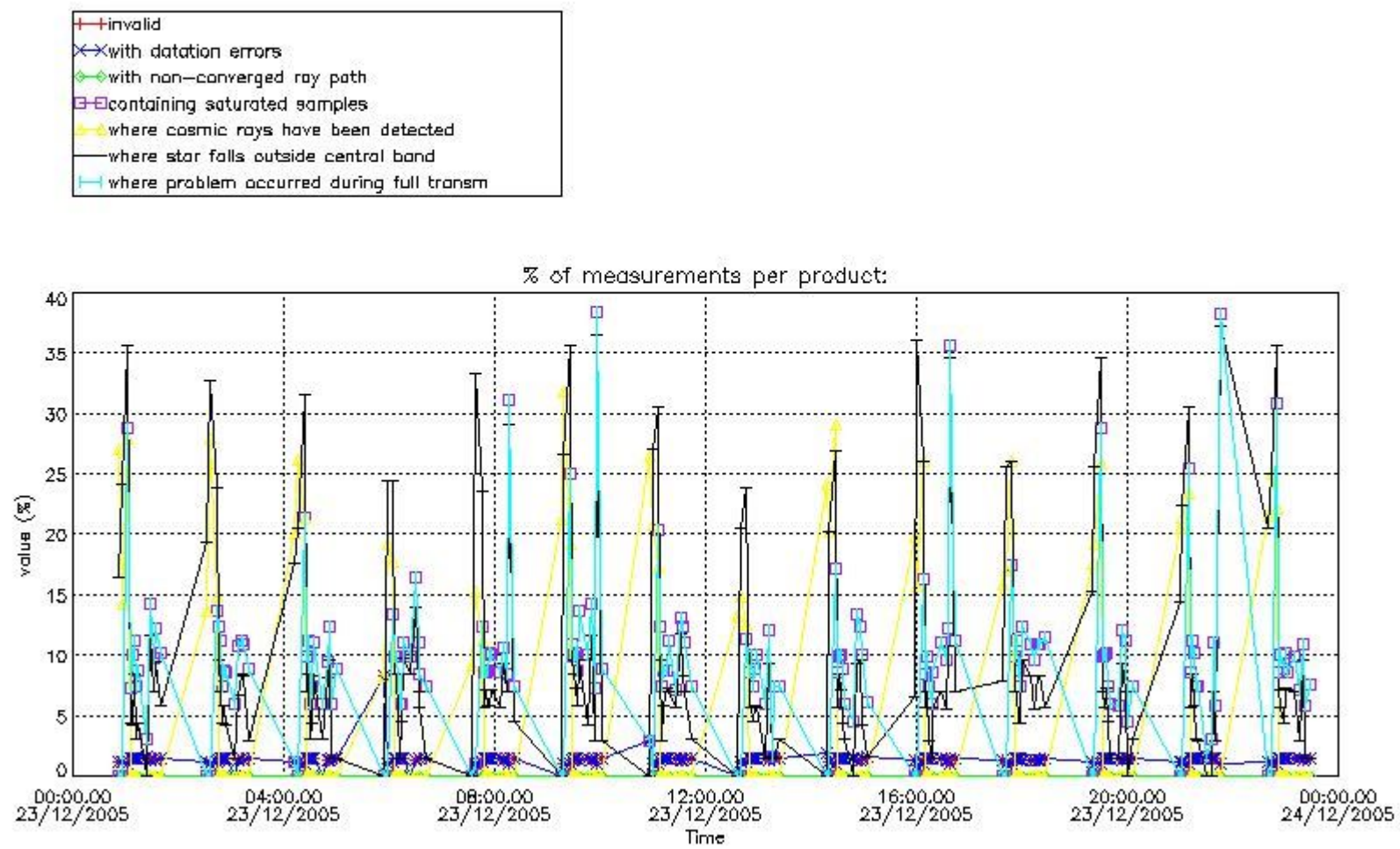
In this section it is plotted some information contained in the Quality Summary data set of the level 2 products that comes from the level 1b processing. Products without errors (error flag in the MPH set to "0") are used.

4.1 Plot quality information per product (time dependant) coming from level 1b processing

4.1.1 Plot level 1 quality information per product (time dependant): ENVISAT ASCENDING passes

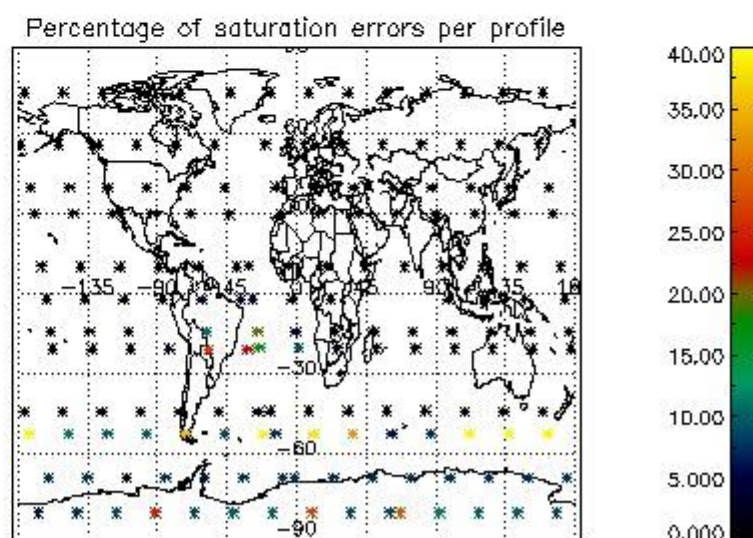
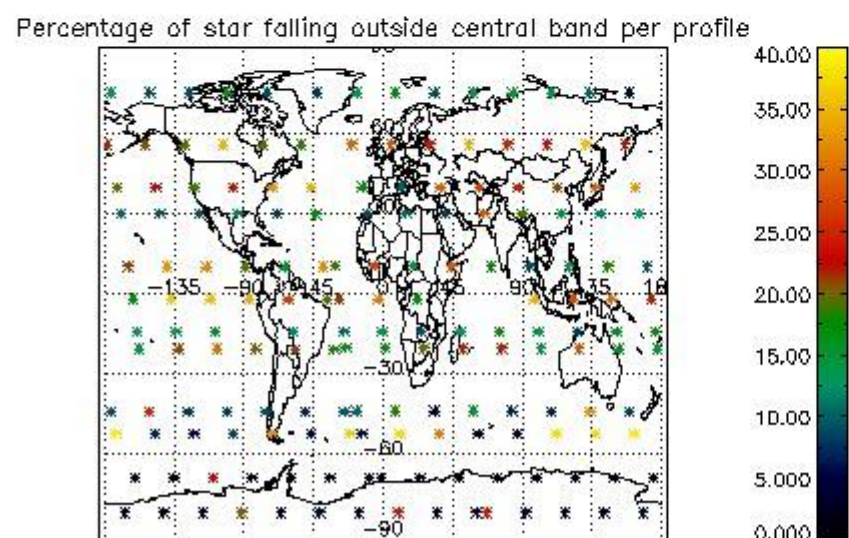
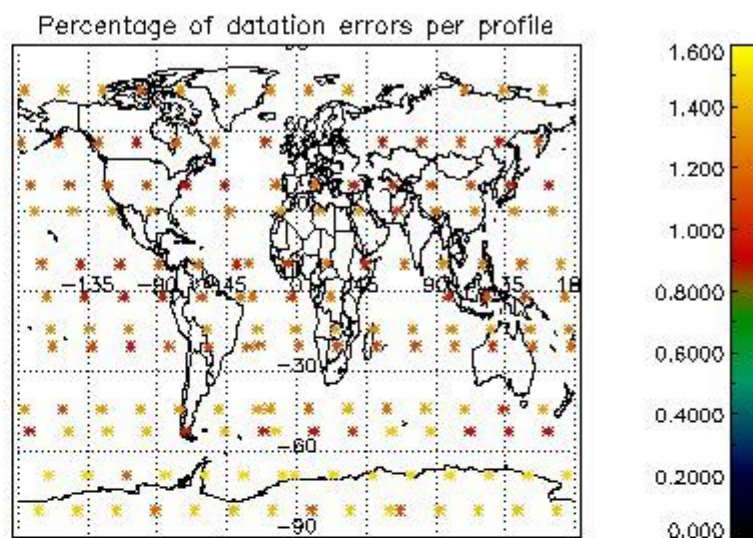
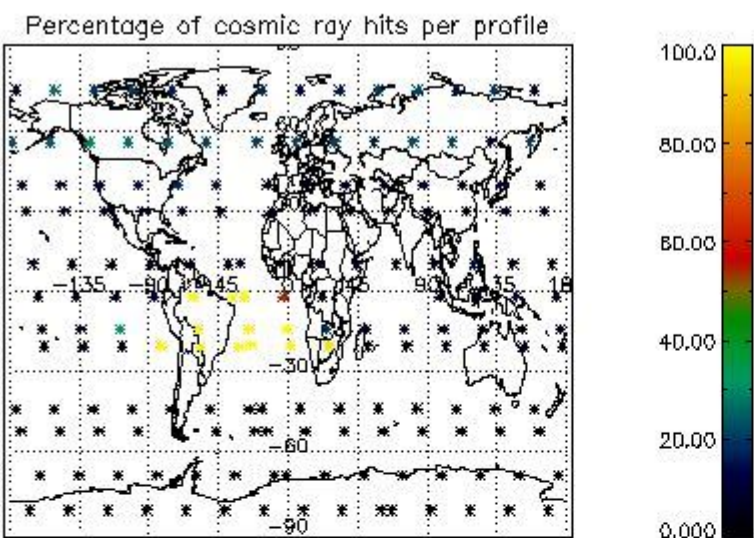


4.1.2 Plot level 1 quality information per product (time dependant): ENVISAT DESCENDING passes

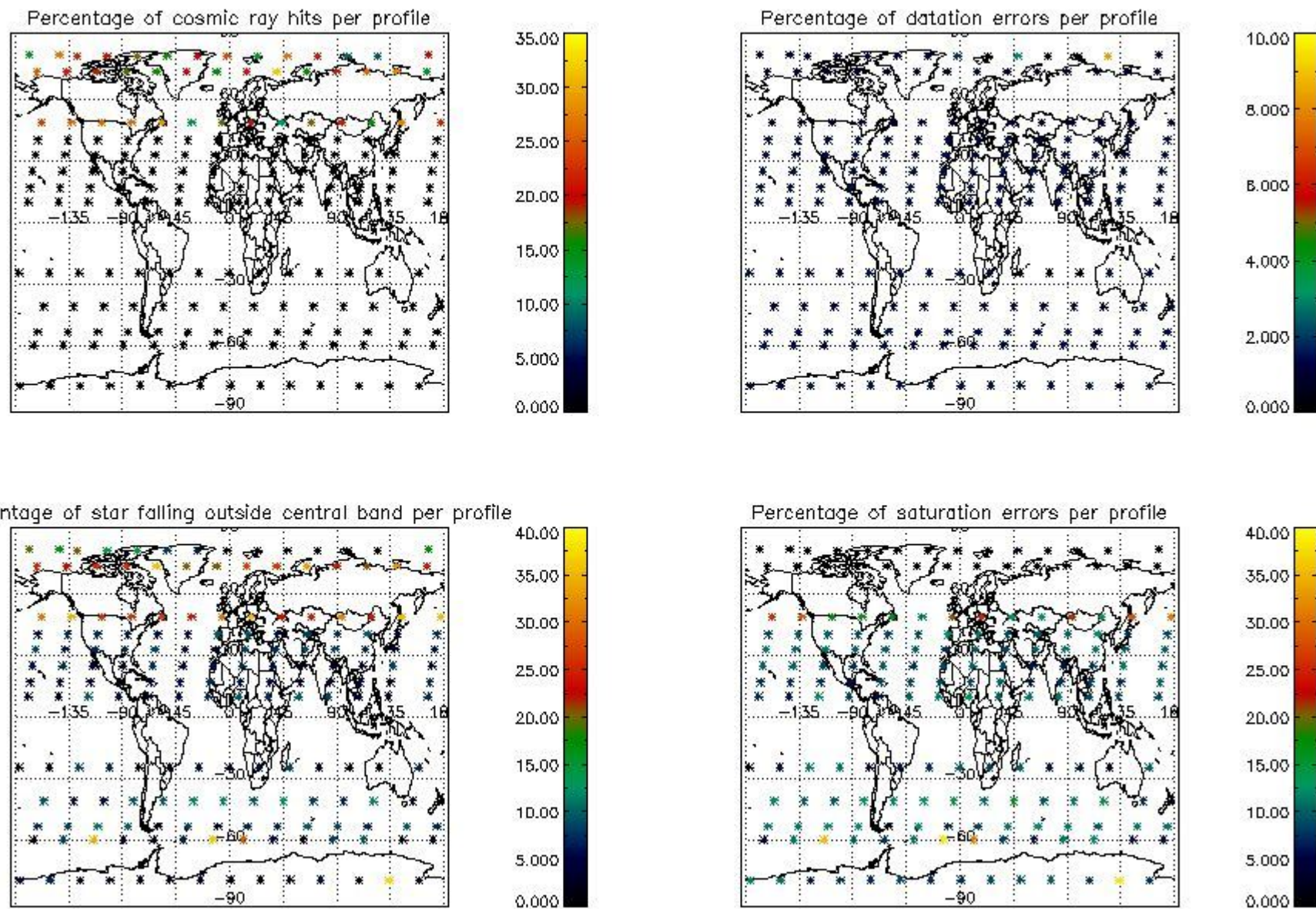


4.2 Plot quality information per product coming from level 1b processing (world map)

4.2.1 Plot level 1 quality information per product (world map): ENVISAT ASCENDING passes



4.2.2 Plot level 1 quality information per product (world map): ENVISAT DESCENDING passes



5. Trace gas profiles

5.1 Ozone statistics based on quality of products

The final quality of the products can be "measured" using the STD (Standard Deviation) attached to every point profile. This information is written to the parameter GOM_NL__2P/NL_LOCAL_SPECIES_DENSITY/o3_std of the level 2 products. The table below shows the statistics for given STD ranges.

The statistics are given with respect to the overall valid production:

- Products without fatal errors: GOM_NL__2P/MPH/PRODUCT_ERR=0
- Valid point profile: GOM_NL__2P/NL_LOCAL_SPECIES_DENSITY/pcd(0)=0

The 'Criteria' is applied to valid points of dark limb products:

- Products in dark limb illumination condition: GOM_NL__2P/NL_SUMMARY_QUALITY/obs_ill_cond=0
- Products without fatal errors: GOM_NL__2P/MPH/PRODUCT_ERR=0
- Valid point profile: GOM_NL__2P/NL_LOCAL_SPECIES_DENSITY/pcd(0)=0

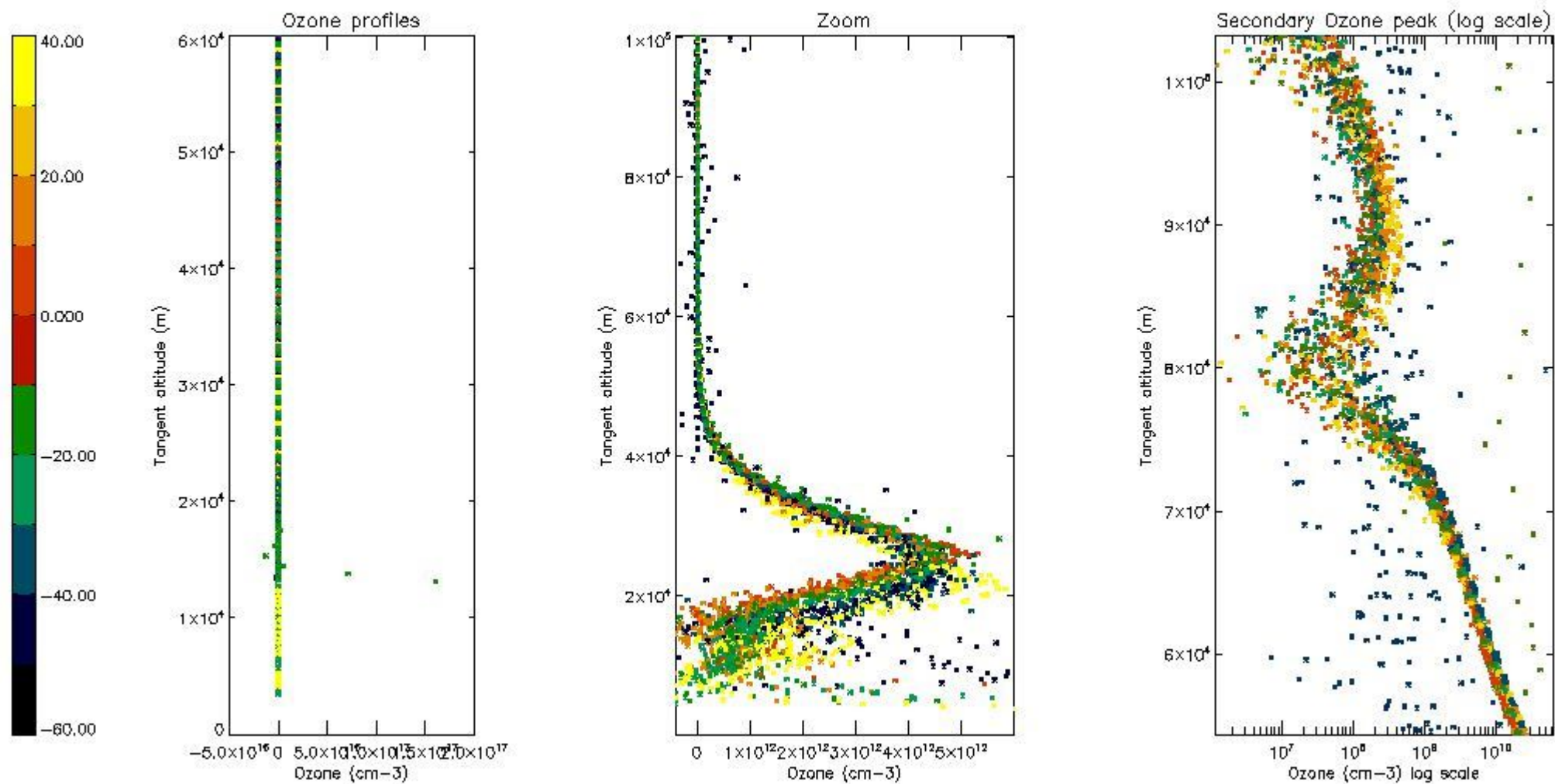
So, the table below shows the percentage of dark limb and valid observations for each criteria with respect to the overall valid daily observations.

Criteria	% of total production
All STD	32
STD < 20	18

STD < 10	15
STD < 5	10

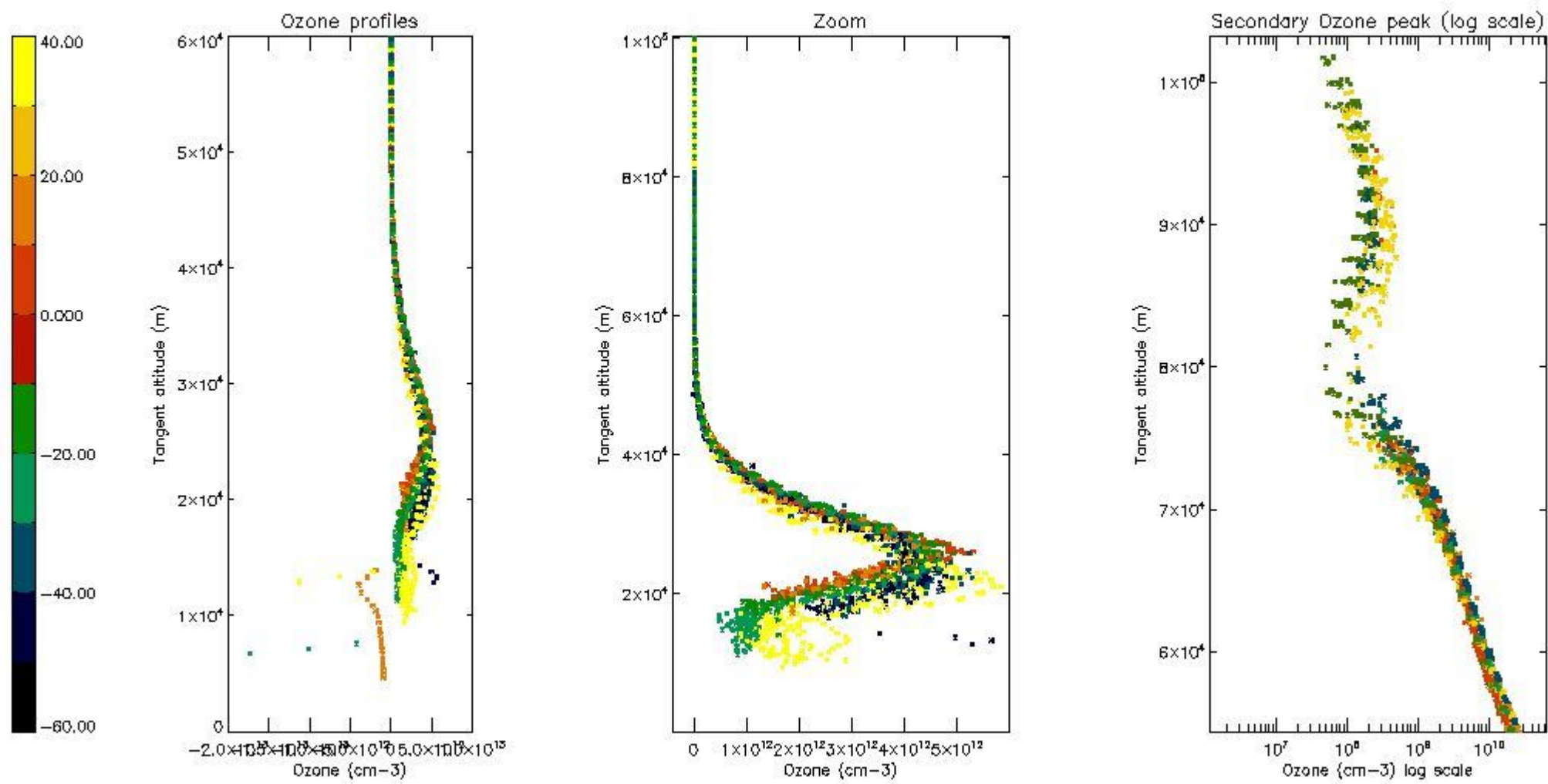
5.2 Plot ozone profiles for all STD (dark without errors)

The colorbar represents the latitude.



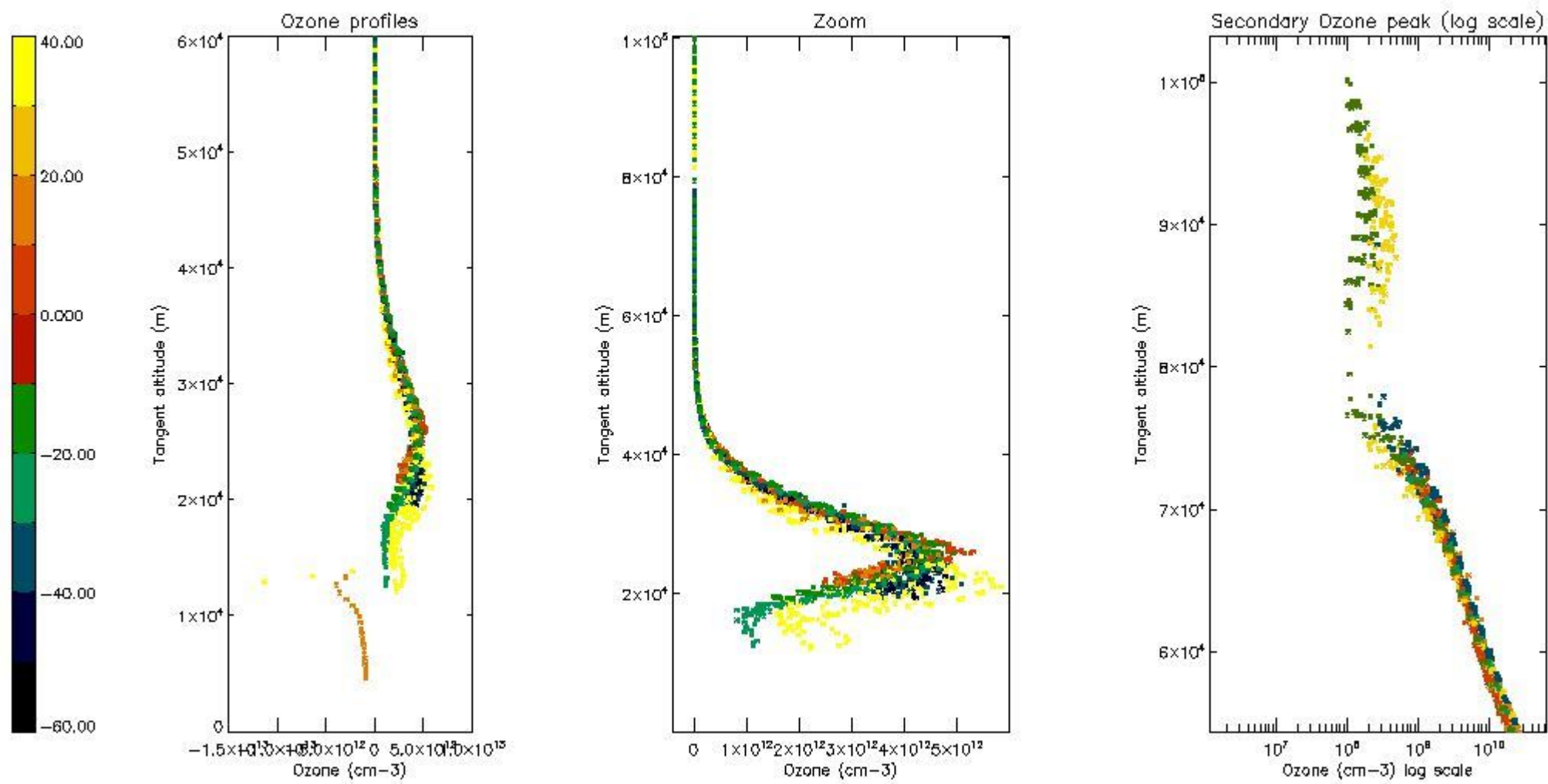
5.3 Plot ozone profiles where STD < 20% (dark without errors)

The colorbar represents the latitude.



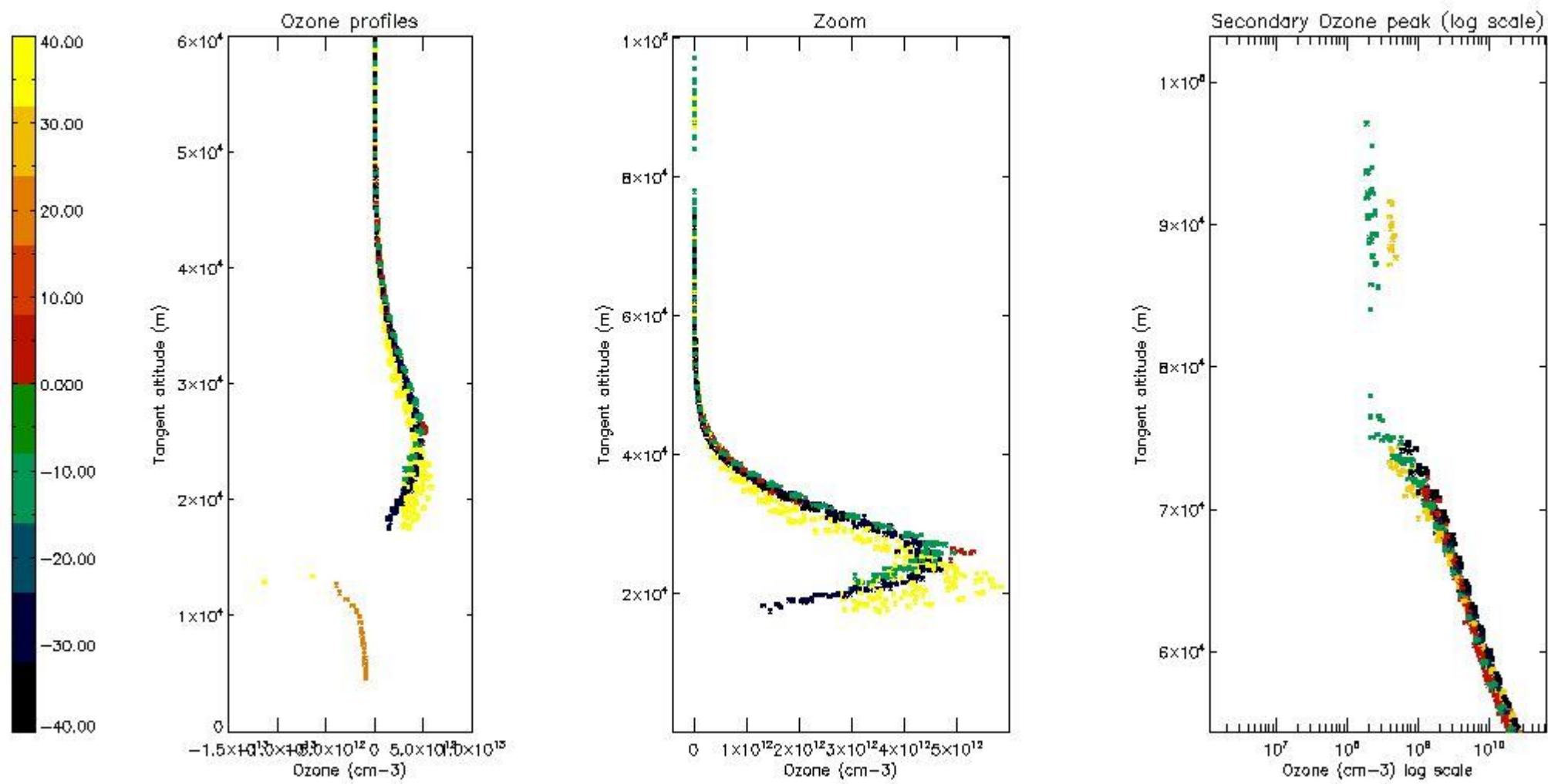
5.4 Plot ozone profiles where STD < 10% (dark without errors)

The colorbar represents the latitude.



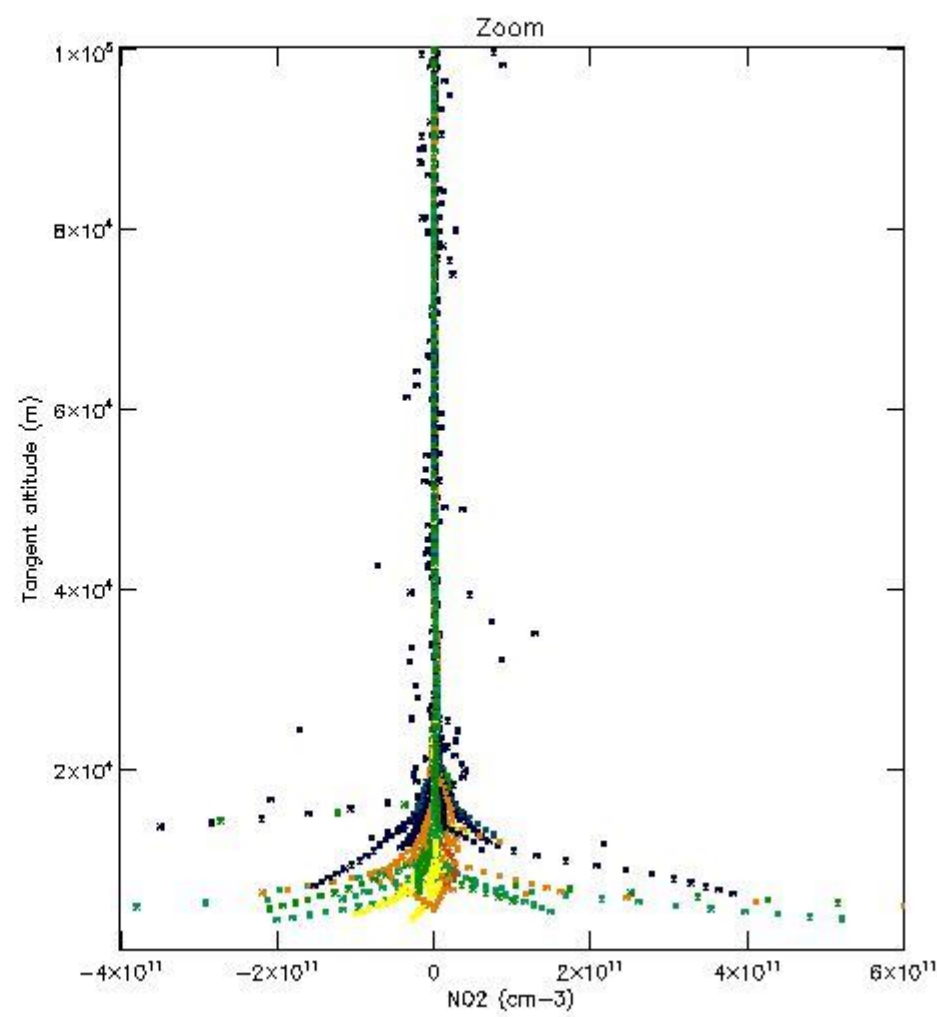
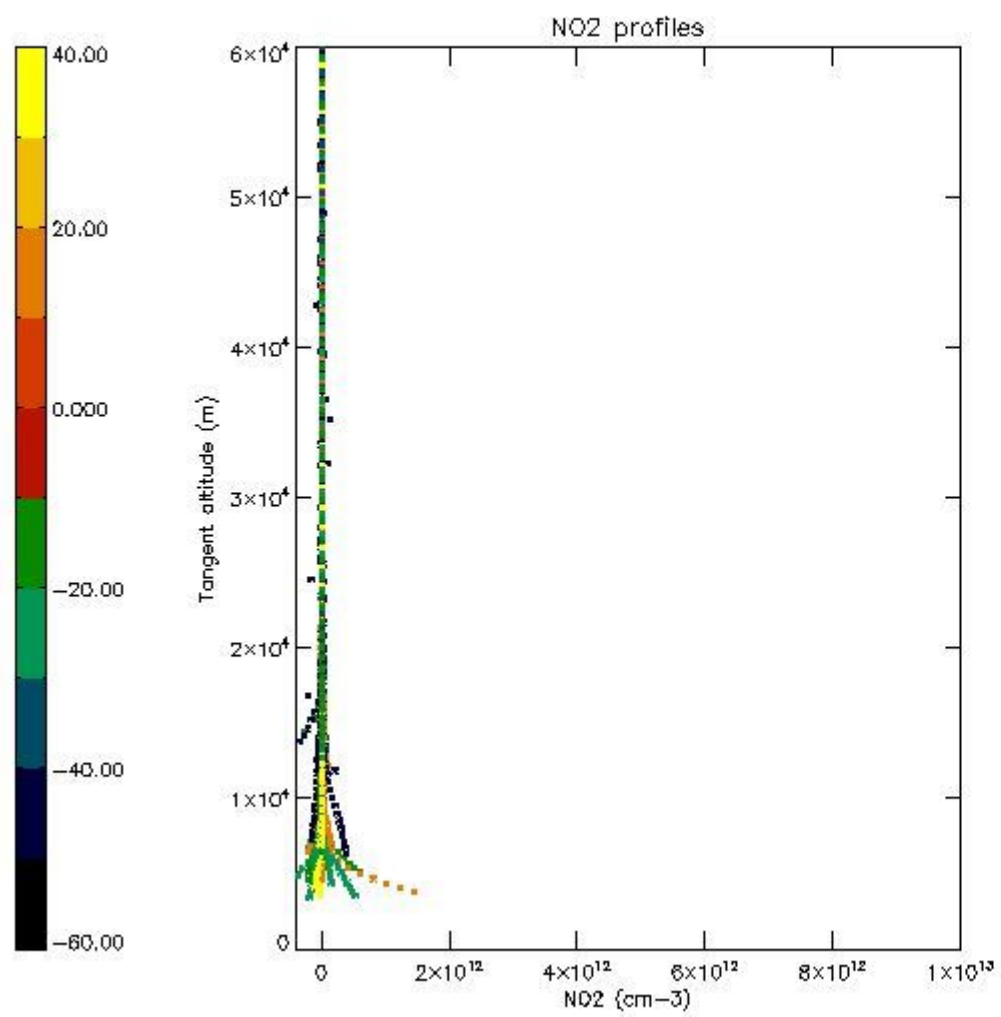
5.5 Plot ozone profiles where STD < 5% (dark without errors)

The colorbar represents the latitude.



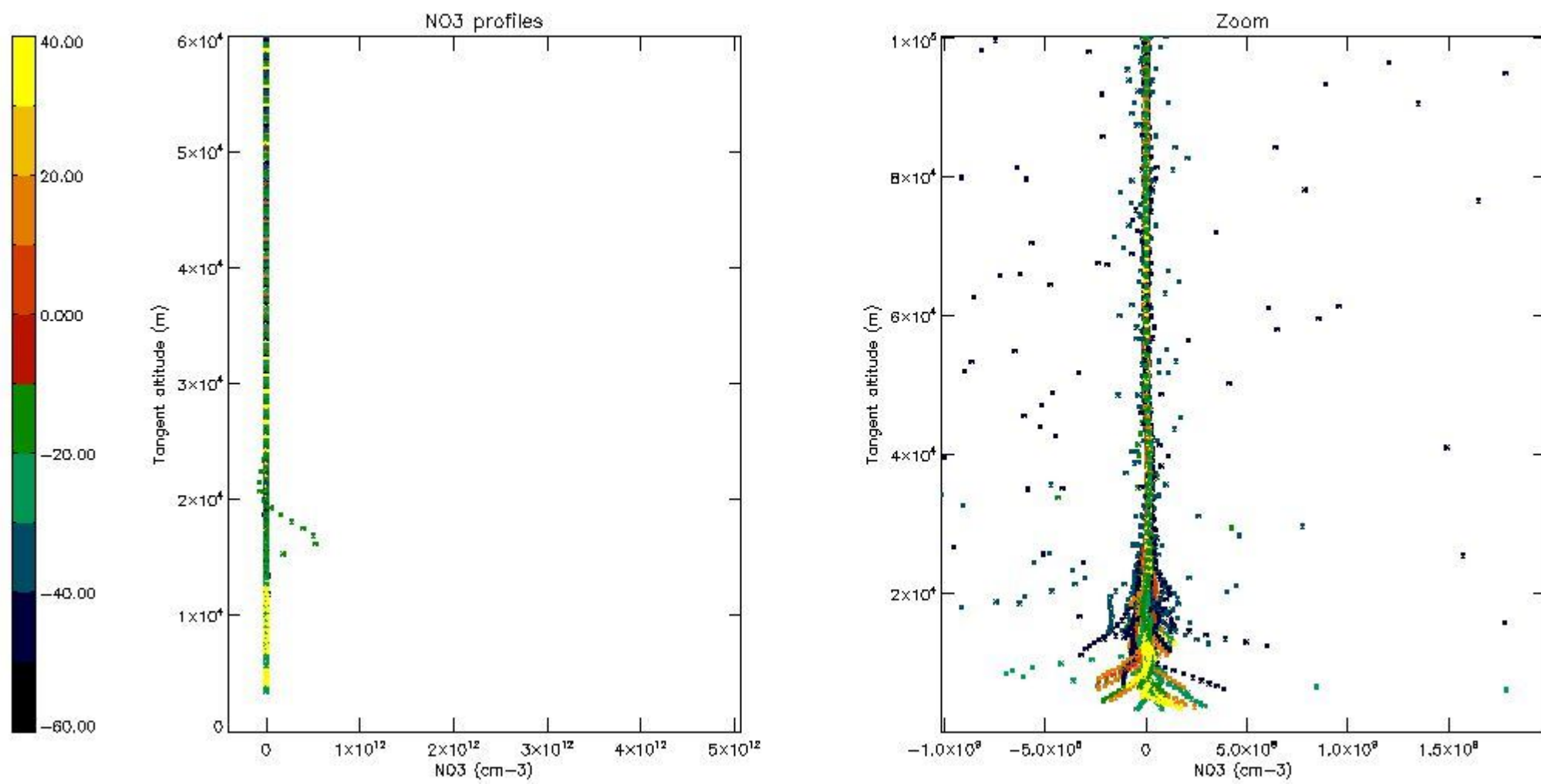
5.6 Plot NO₂ profiles for all STD (dark without errors)

The colorbar represents the latitude.



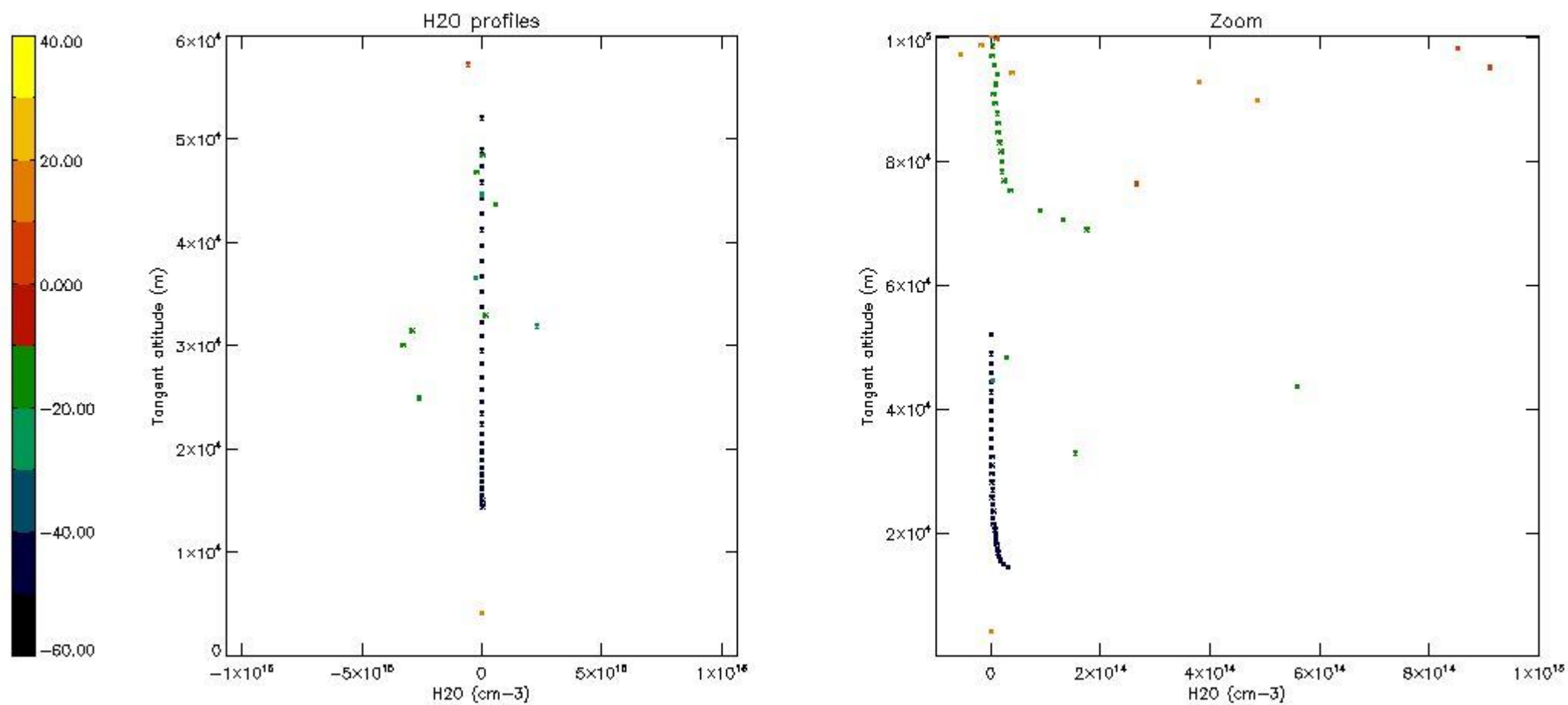
5.7 Plot NO3 profiles for all STD (dark without errors)

The colorbar represents the latitude.



5.8 Plot H2O profiles for all STD (only for occultations of stars 1,2,3,4,13,14,16,26,63 dark without errors)

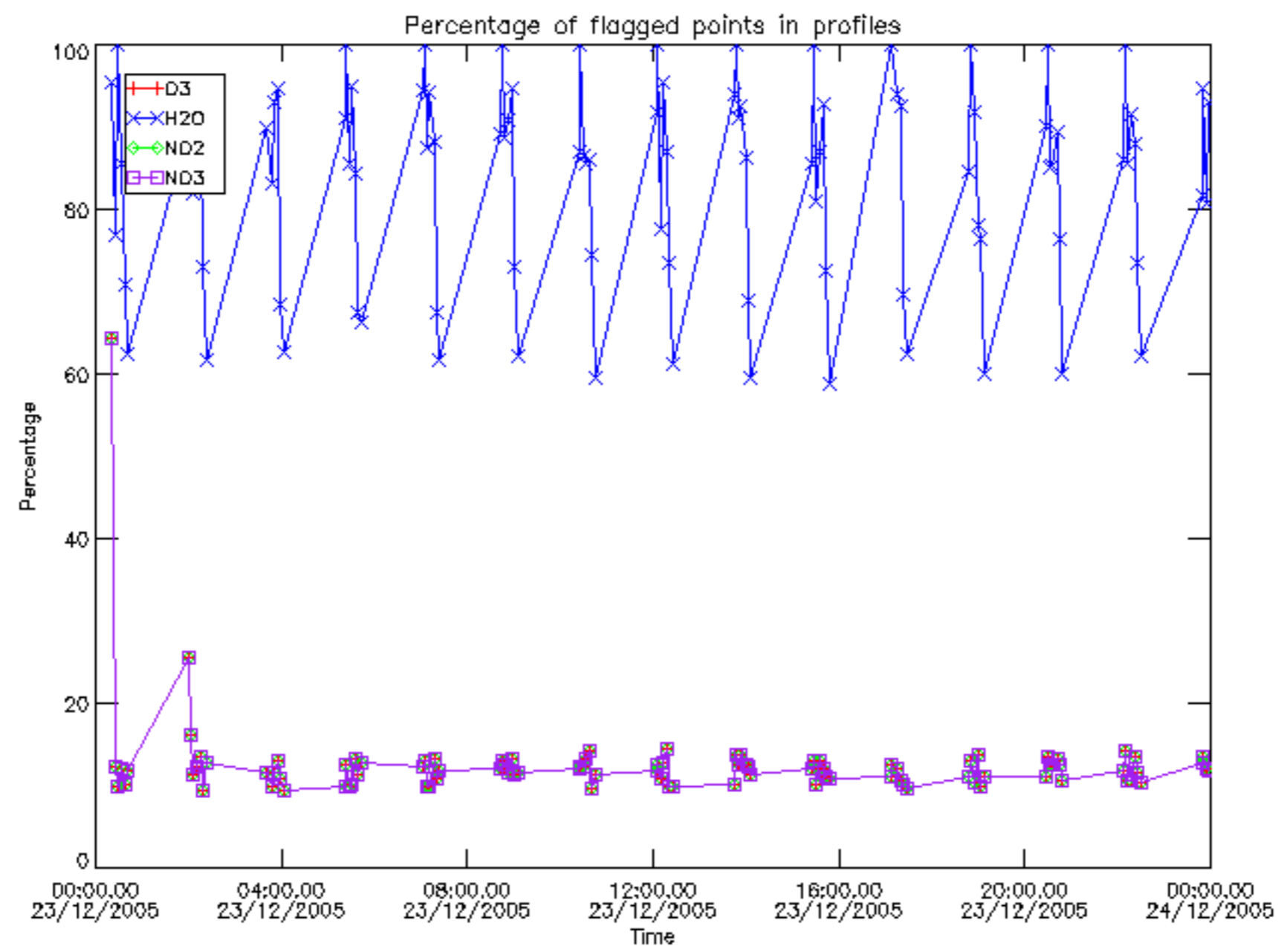
The colorbar represents the latitude.



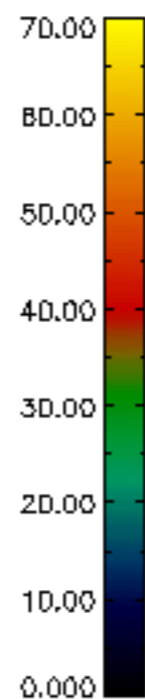
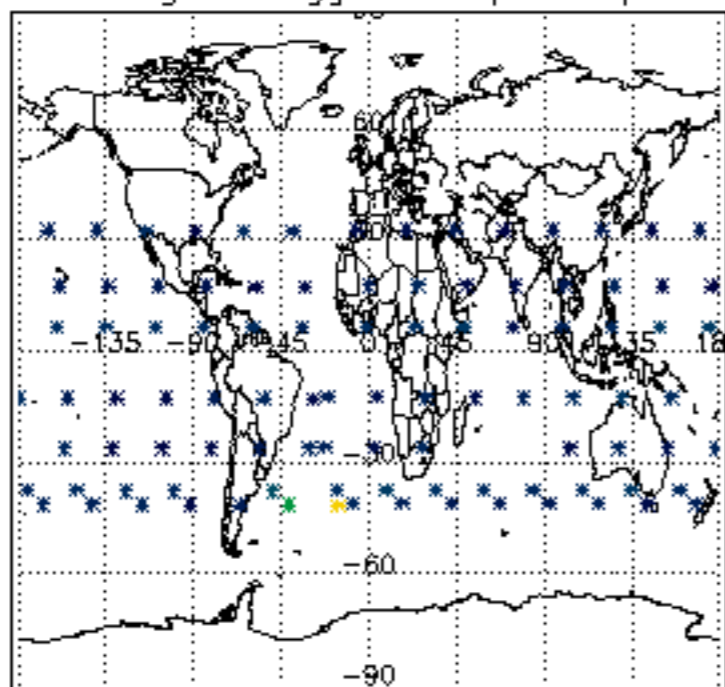
6. Auxiliary Data Files used for the production reported in section 2

The number reported in the third column indicates since which file (see list in section 2) the corresponding auxiliary file has been used. The fourth column is the date of those product files.

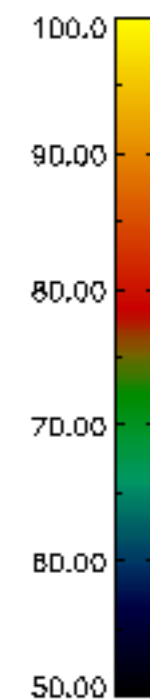
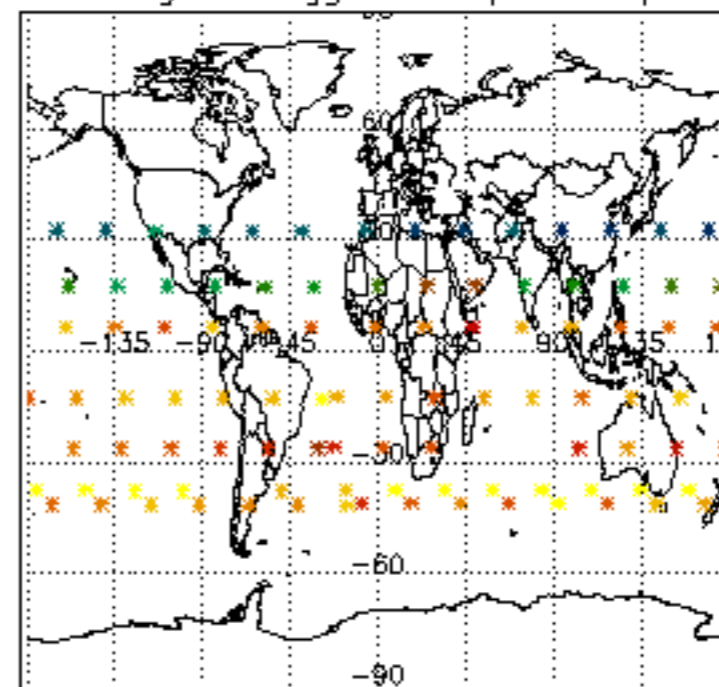
Type	Auxiliary Filename	Used since product	Used since product date
INST_PHYS_CHARACTERISTICS	GOM_INS_AXVIEC20091111_143220_20030716_120000_20500101_000000	1	23-DEC-2005 00:00:56
LEVEL-2_PROC_CONFIG	GOM_PR2_AXVIEC20091111_152718_20020301_000000_20500101_000000	1	23-DEC-2005 00:00:56
CROSS_SECTIONS_FILE	GOM_CRS_AXVIEC20091111_154832_20020301_000000_20500101_000000	1	23-DEC-2005 00:00:56



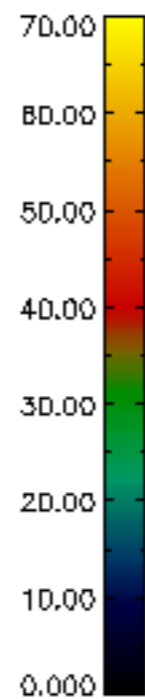
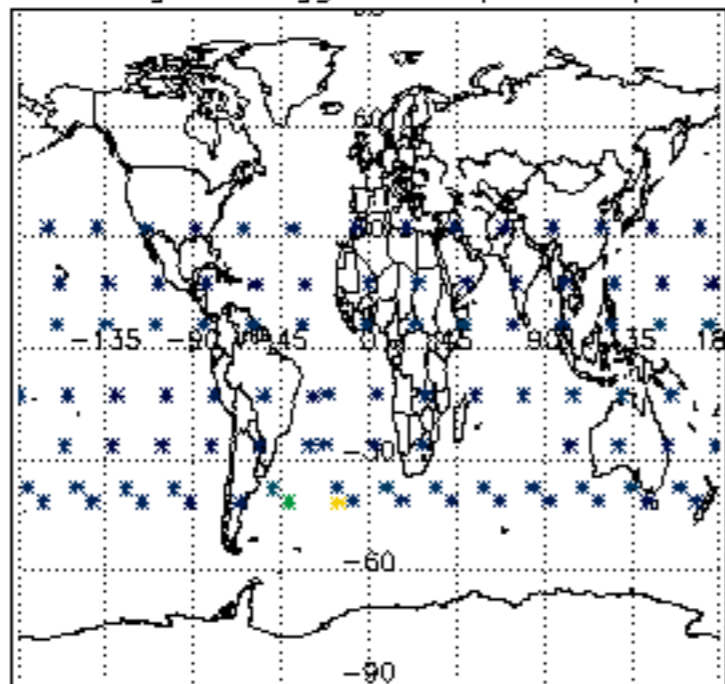
Percentage of flagged data per D3 profile



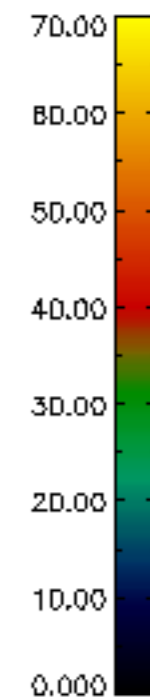
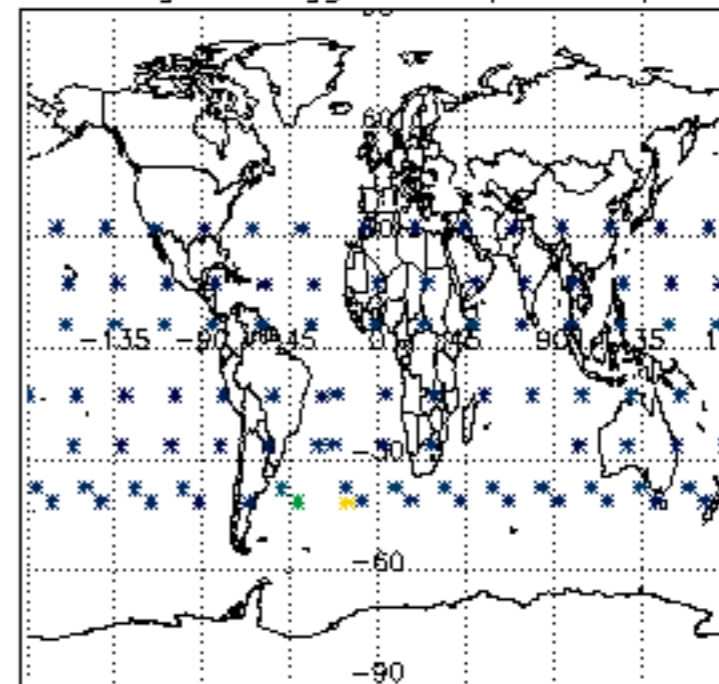
Percentage of flagged data per H2O profile

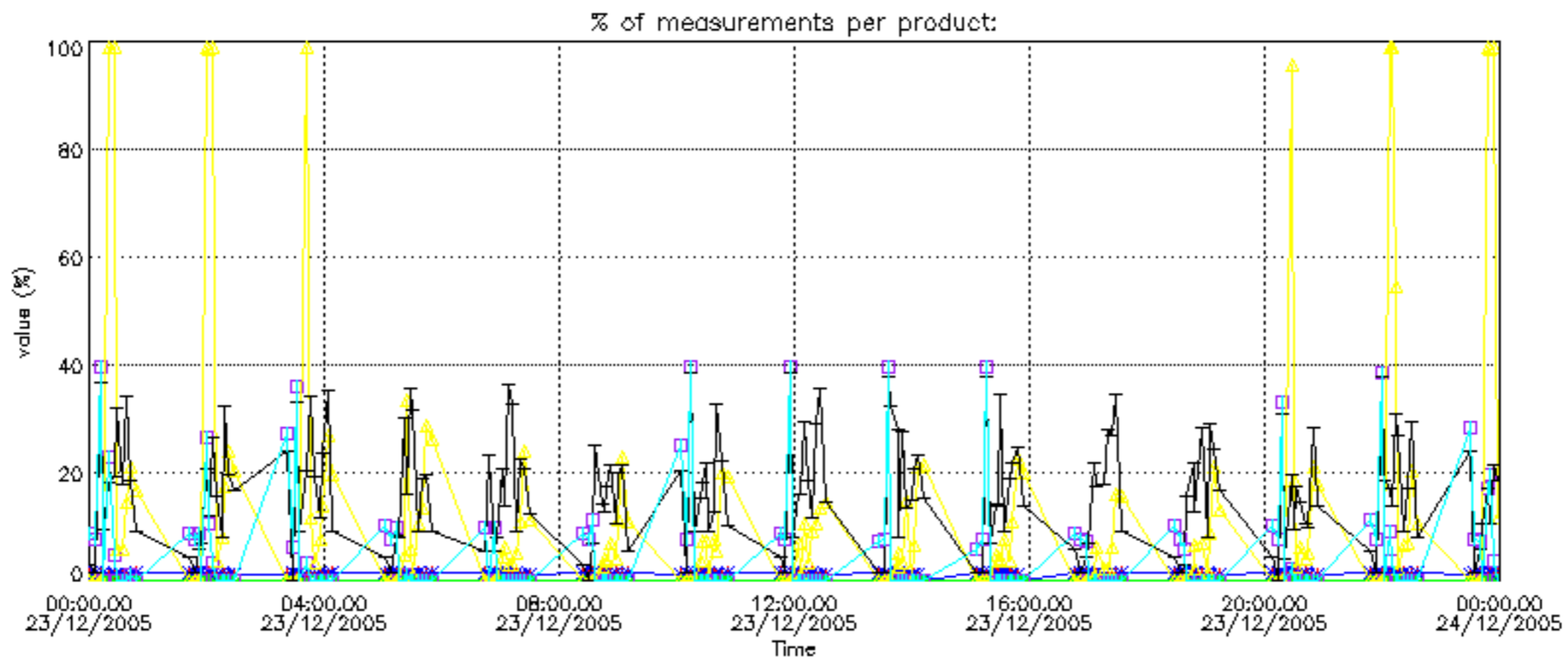


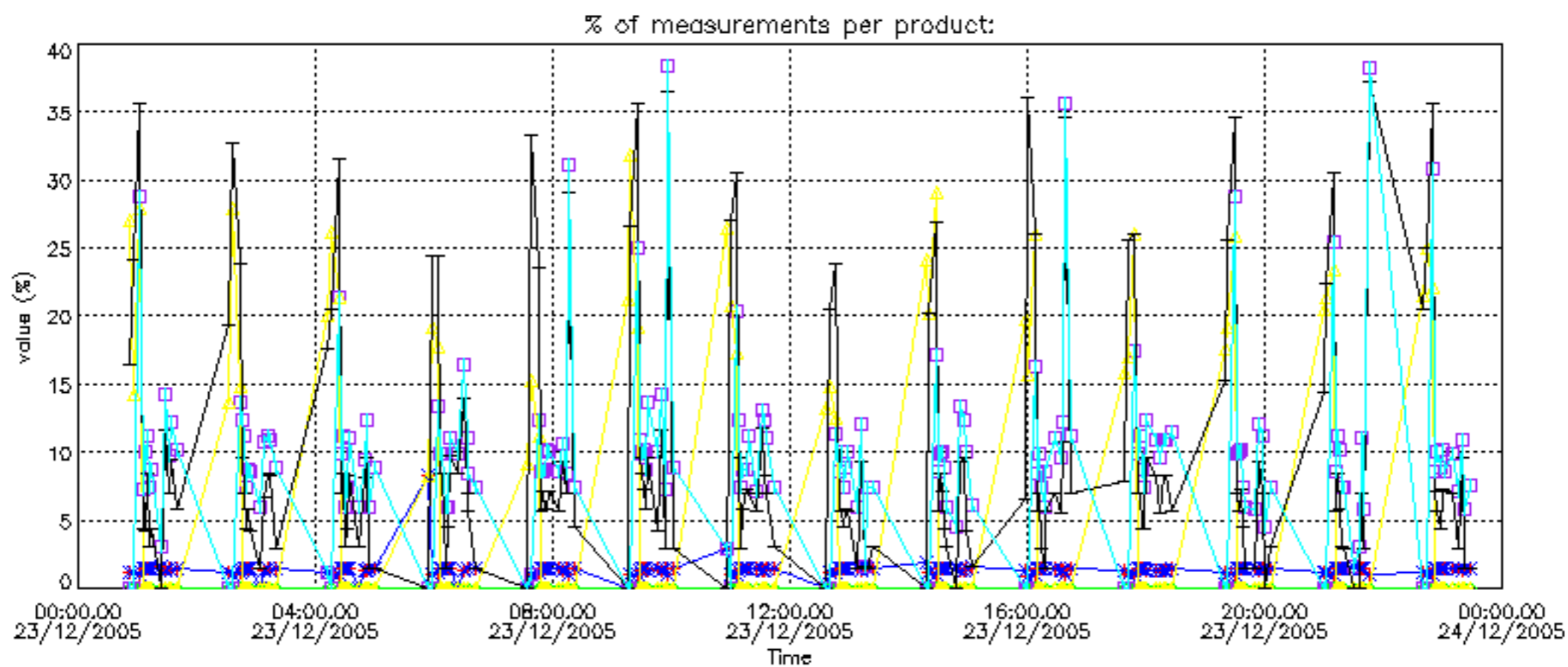
Percentage of flagged data per NO2 profile



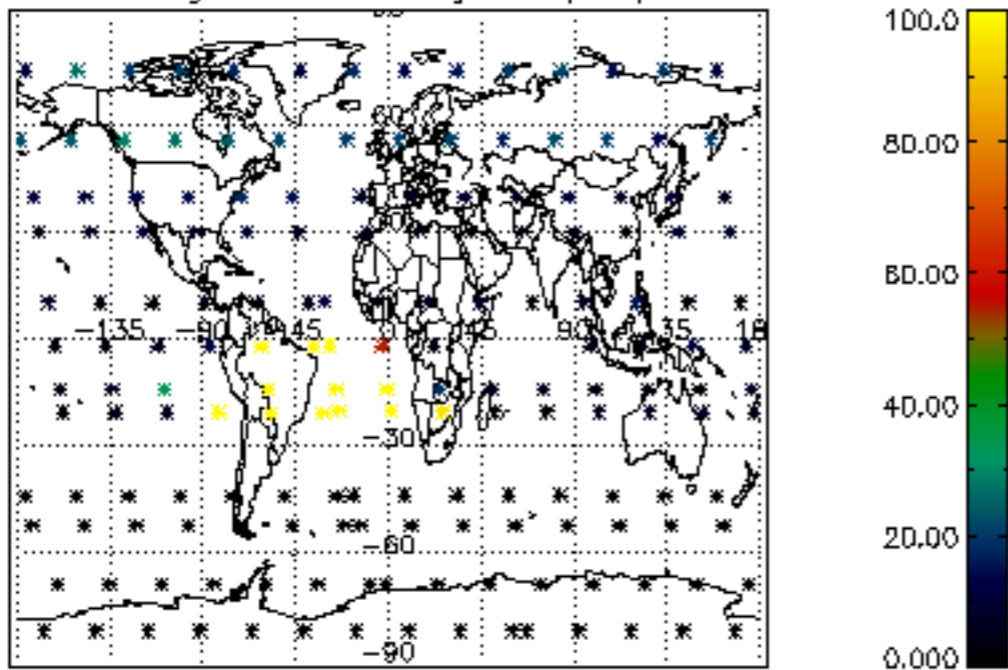
Percentage of flagged data per NO3 profile



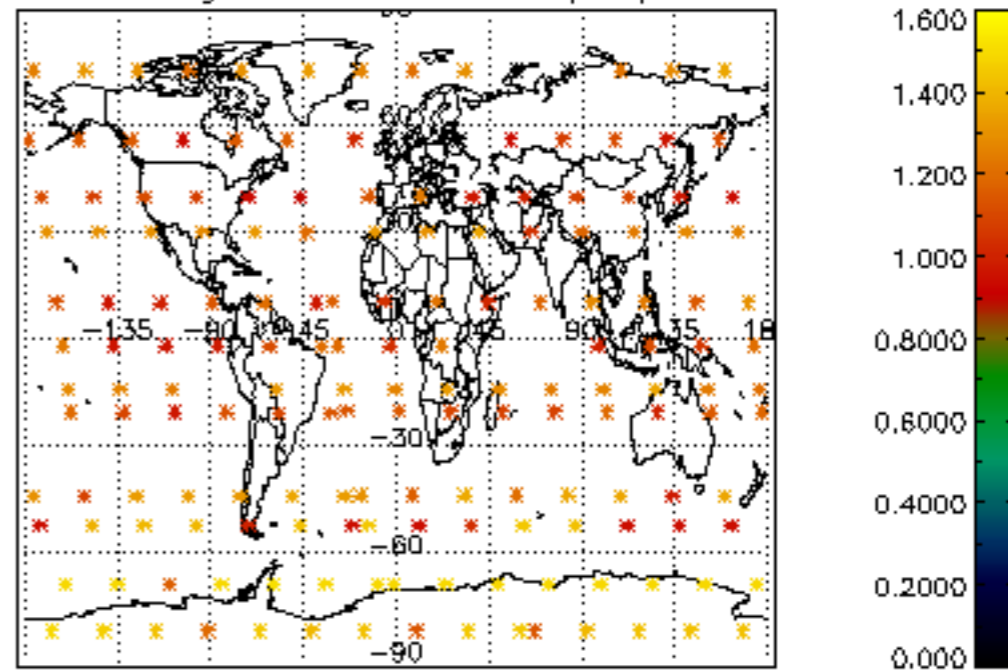




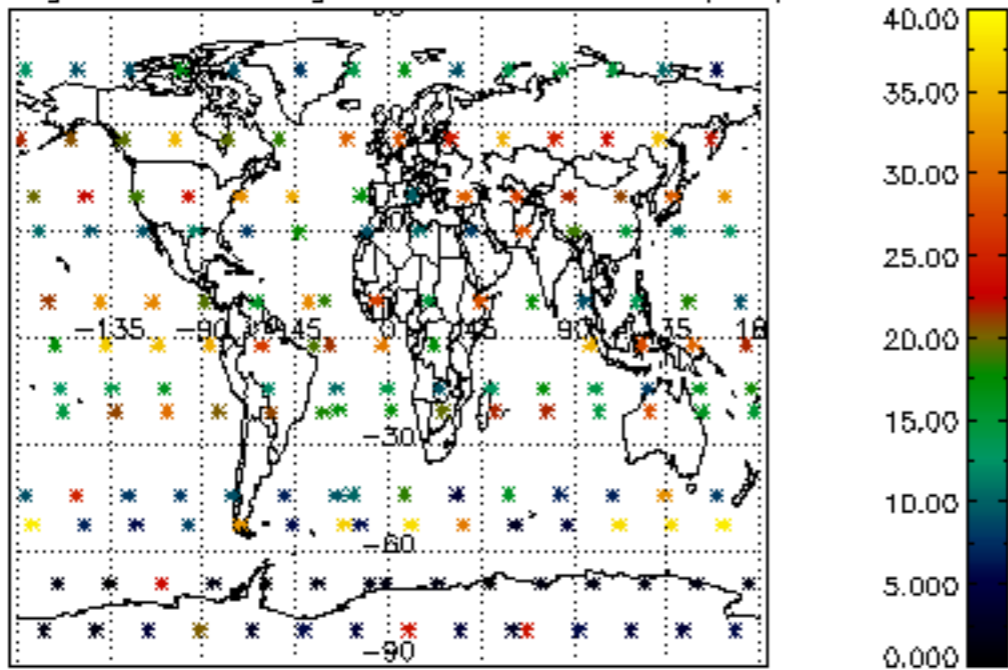
Percentage of cosmic ray hits per profile



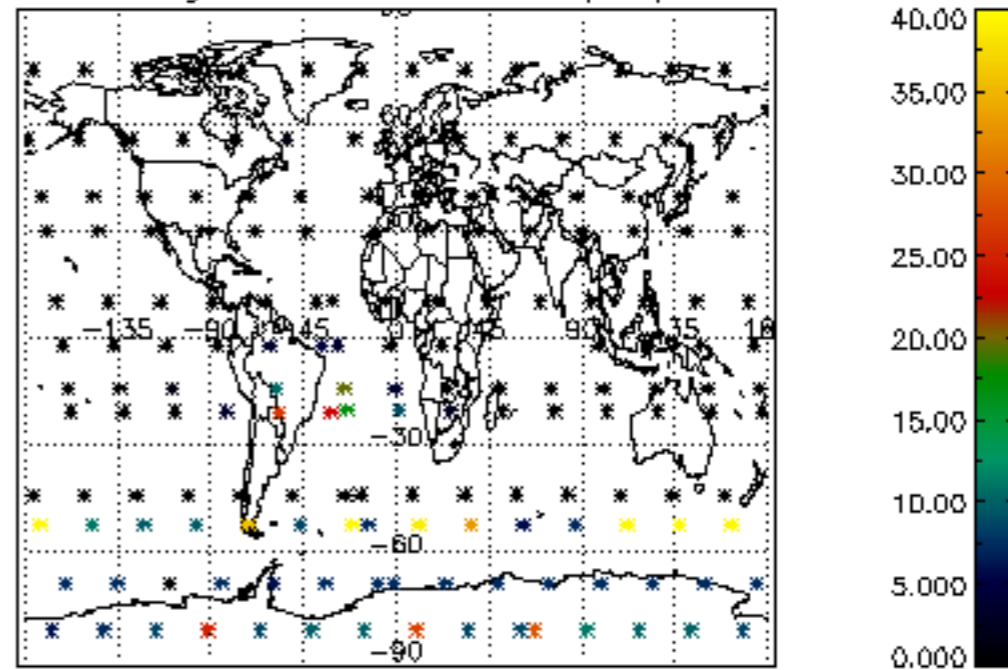
Percentage of datation errors per profile



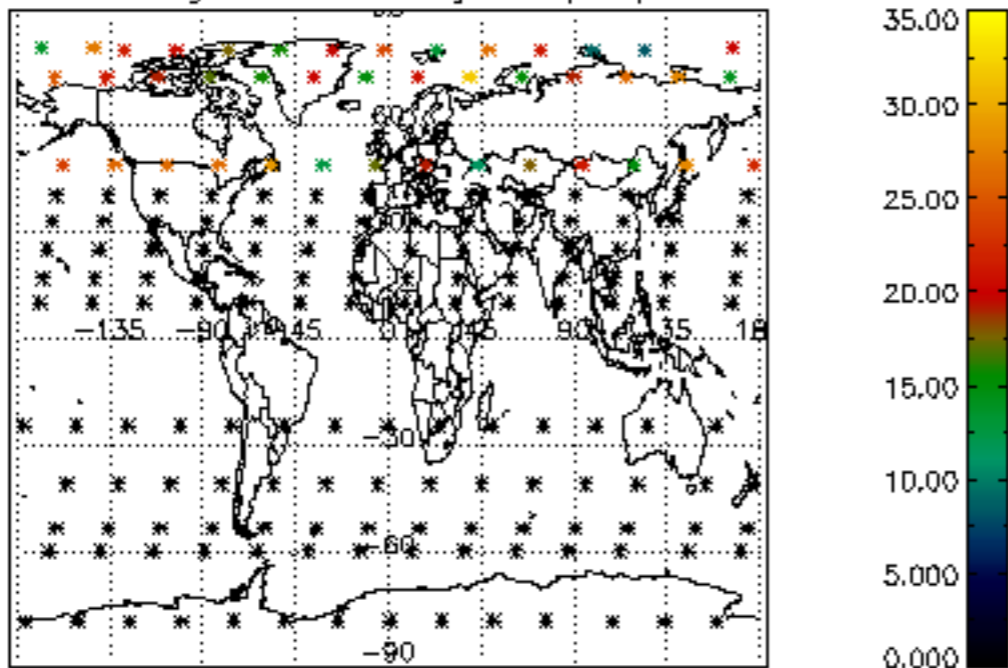
Percentage of star falling outside central band per profile



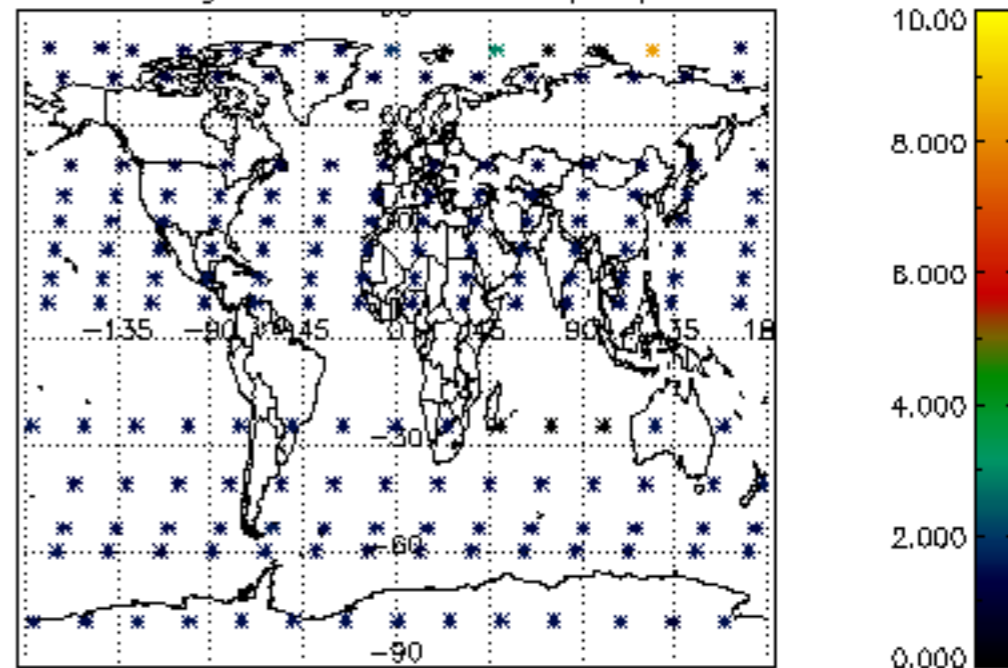
Percentage of saturation errors per profile



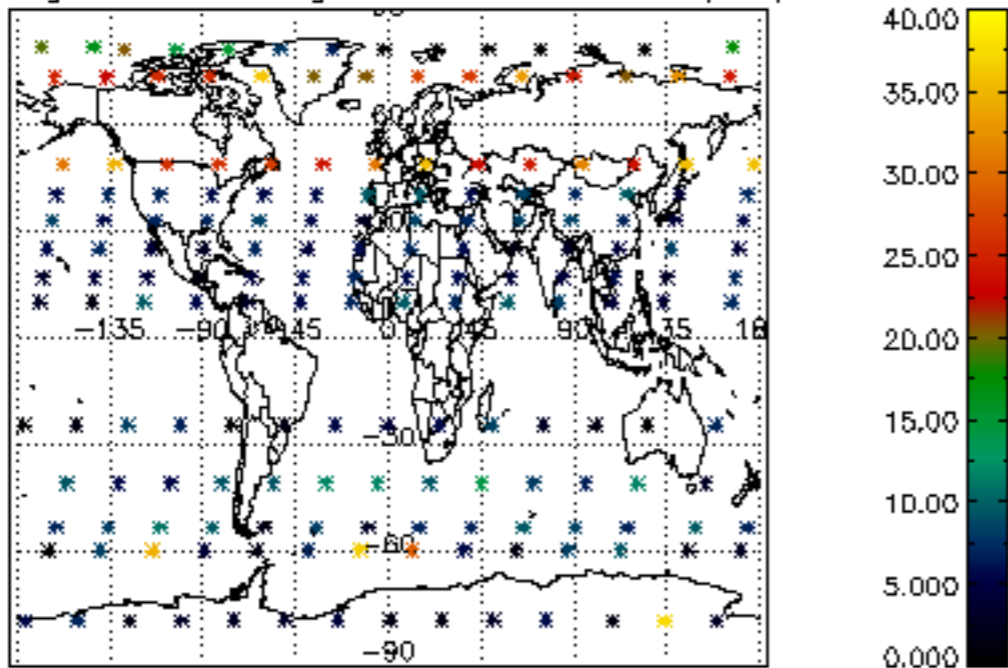
Percentage of cosmic ray hits per profile



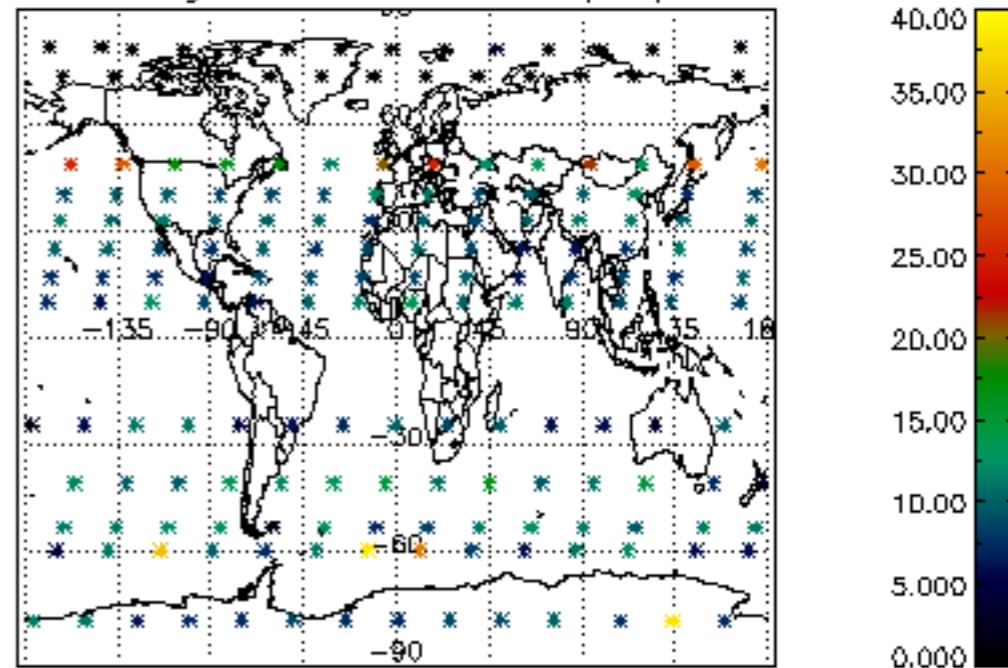
Percentage of datation errors per profile

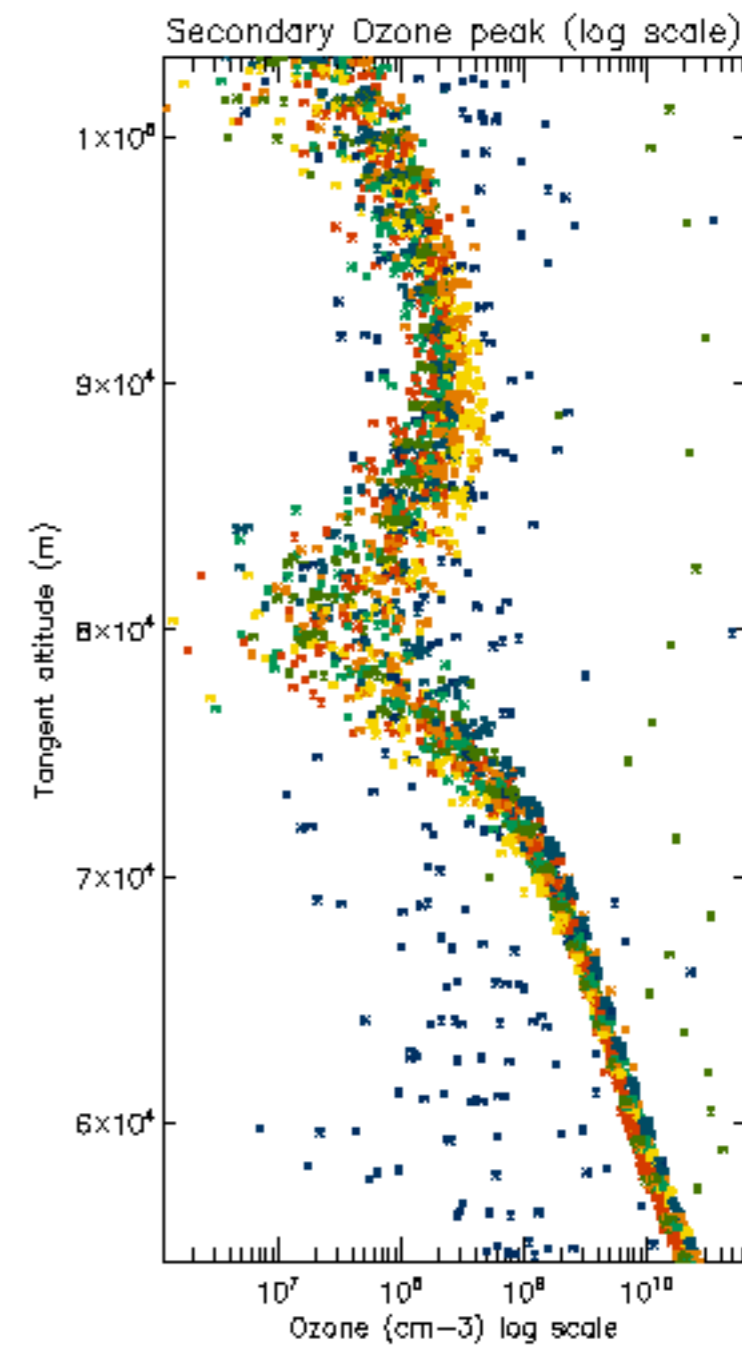
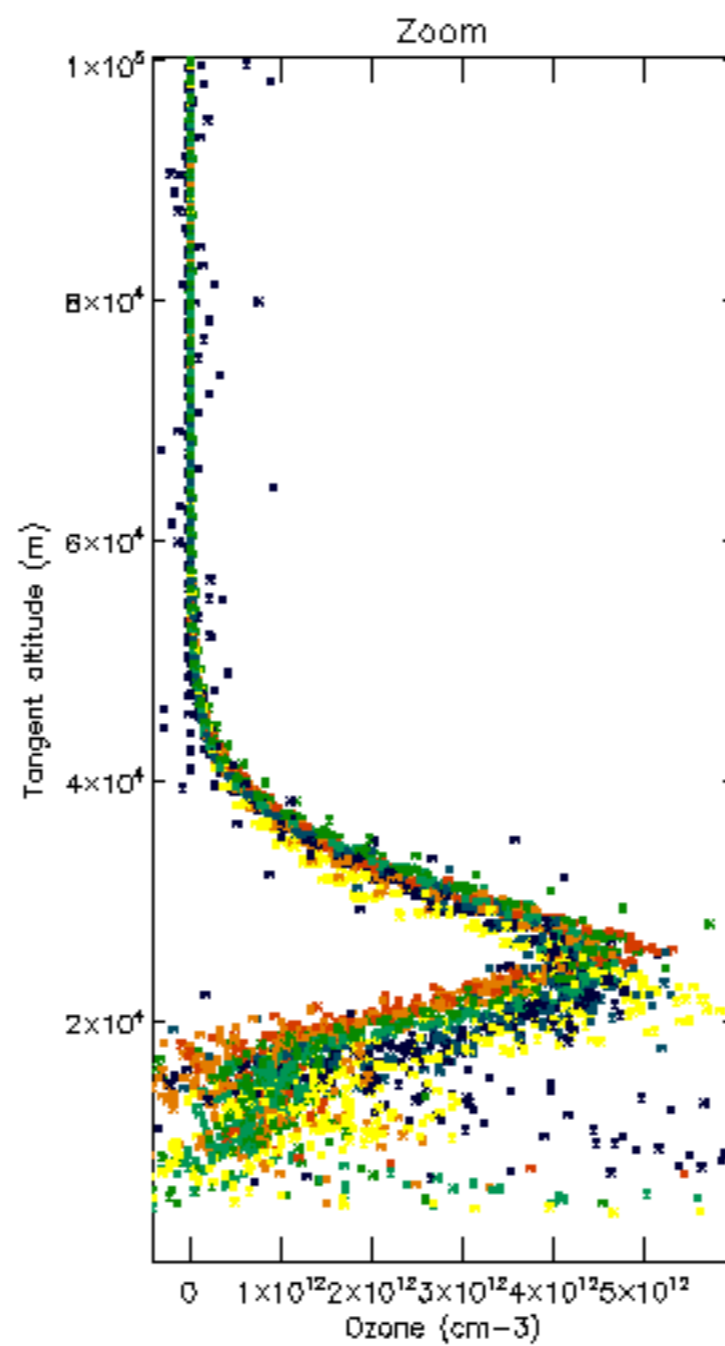
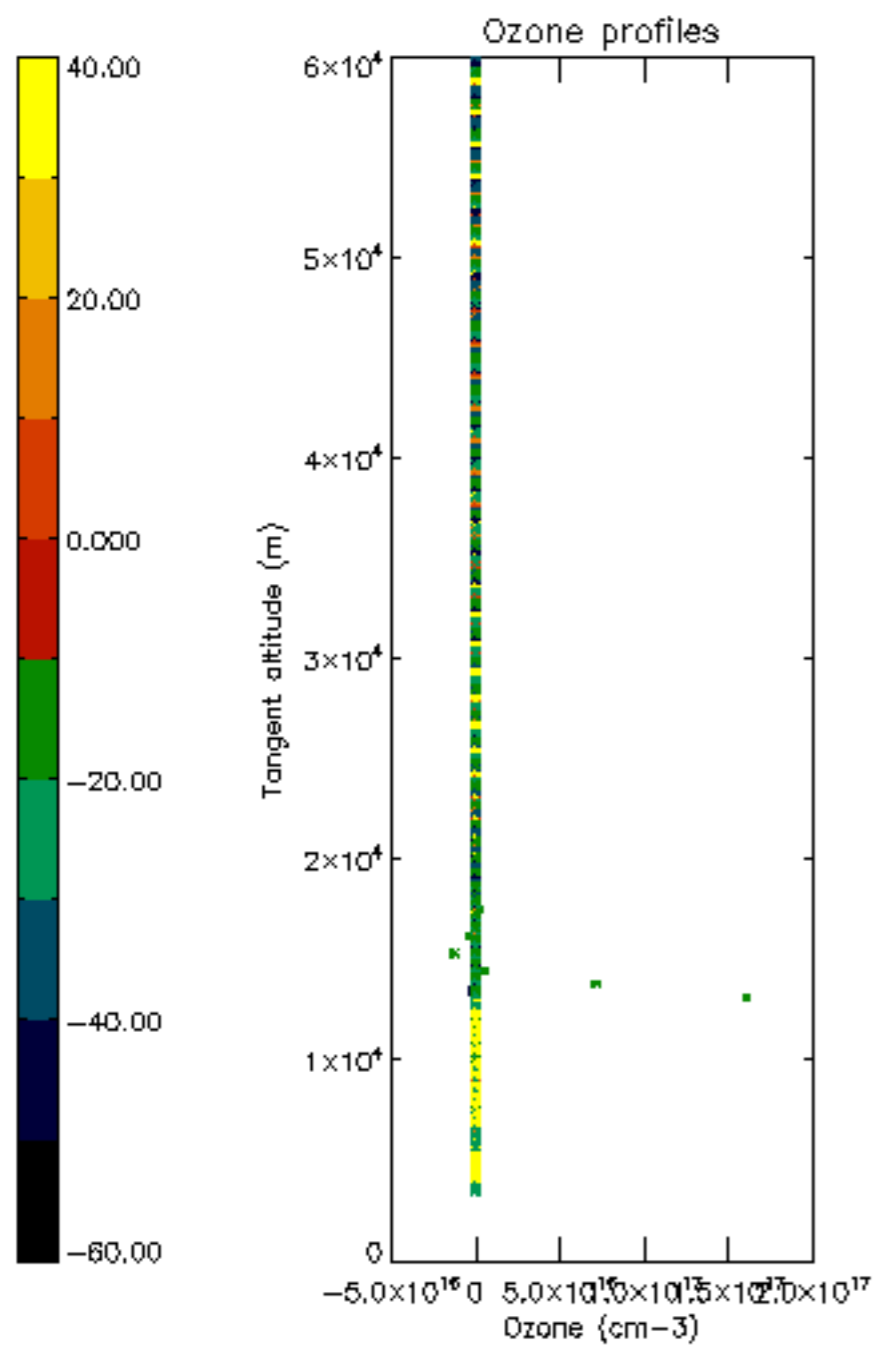


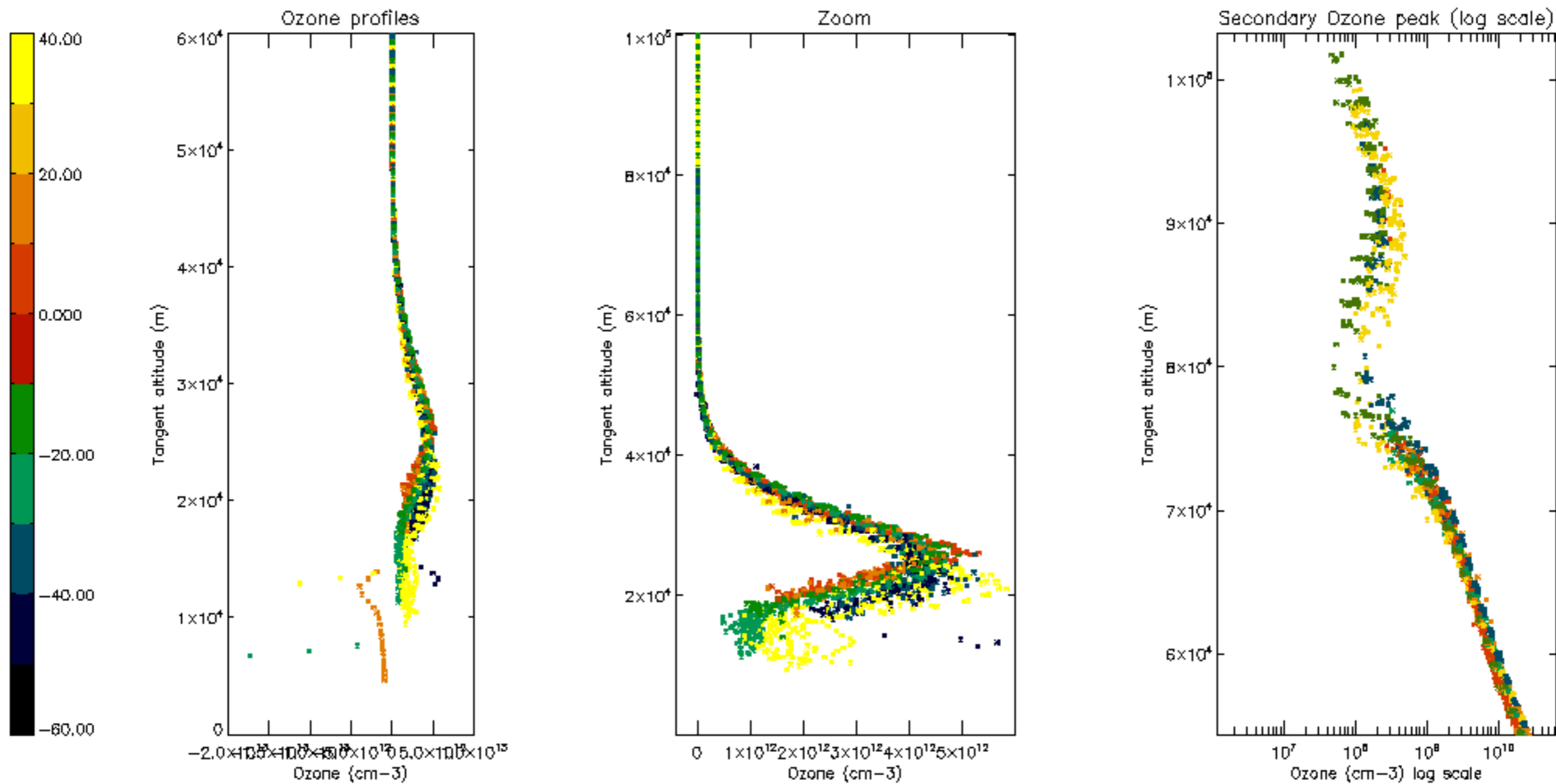
Percentage of star falling outside central band per profile

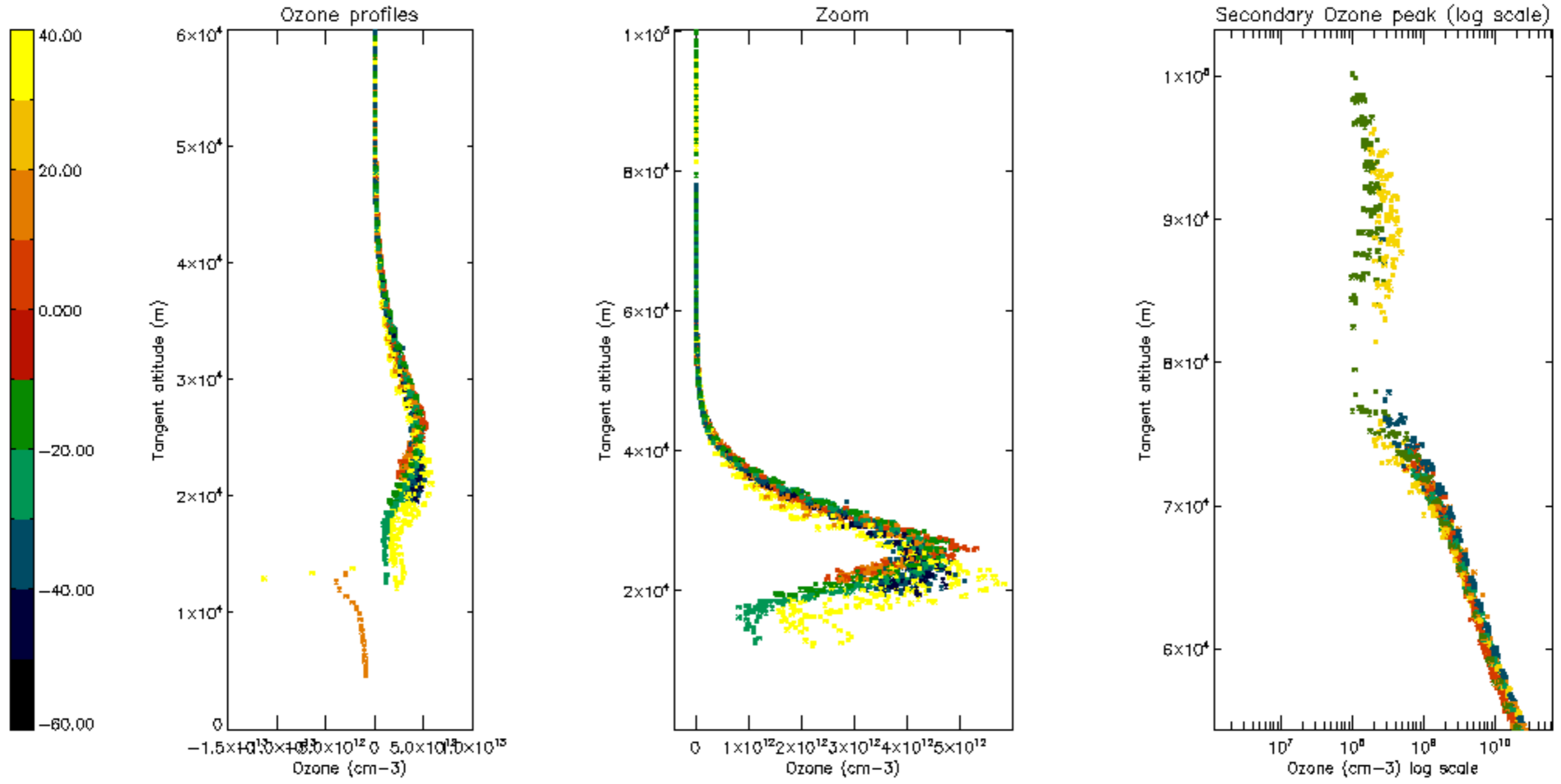


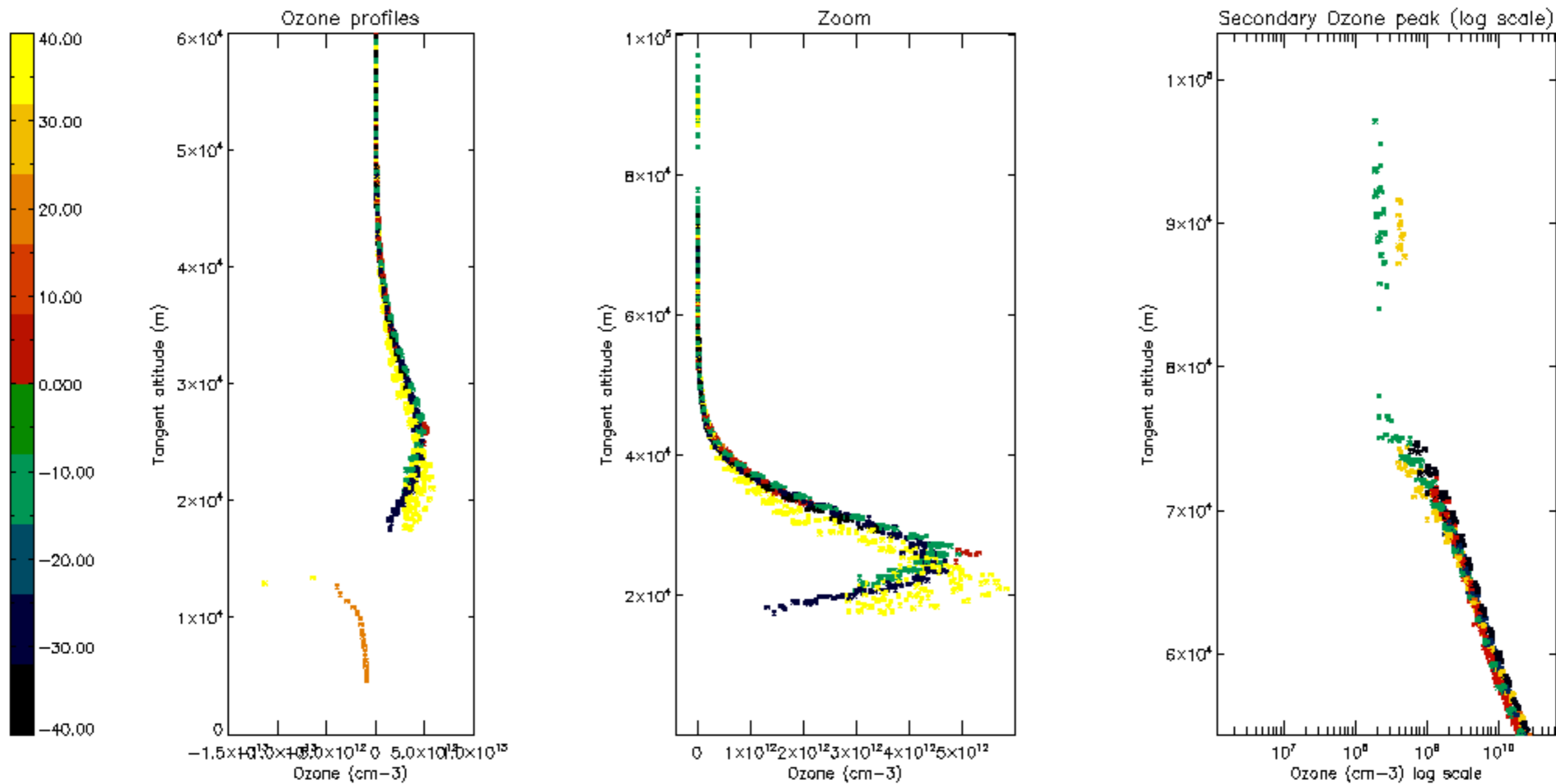
Percentage of saturation errors per profile

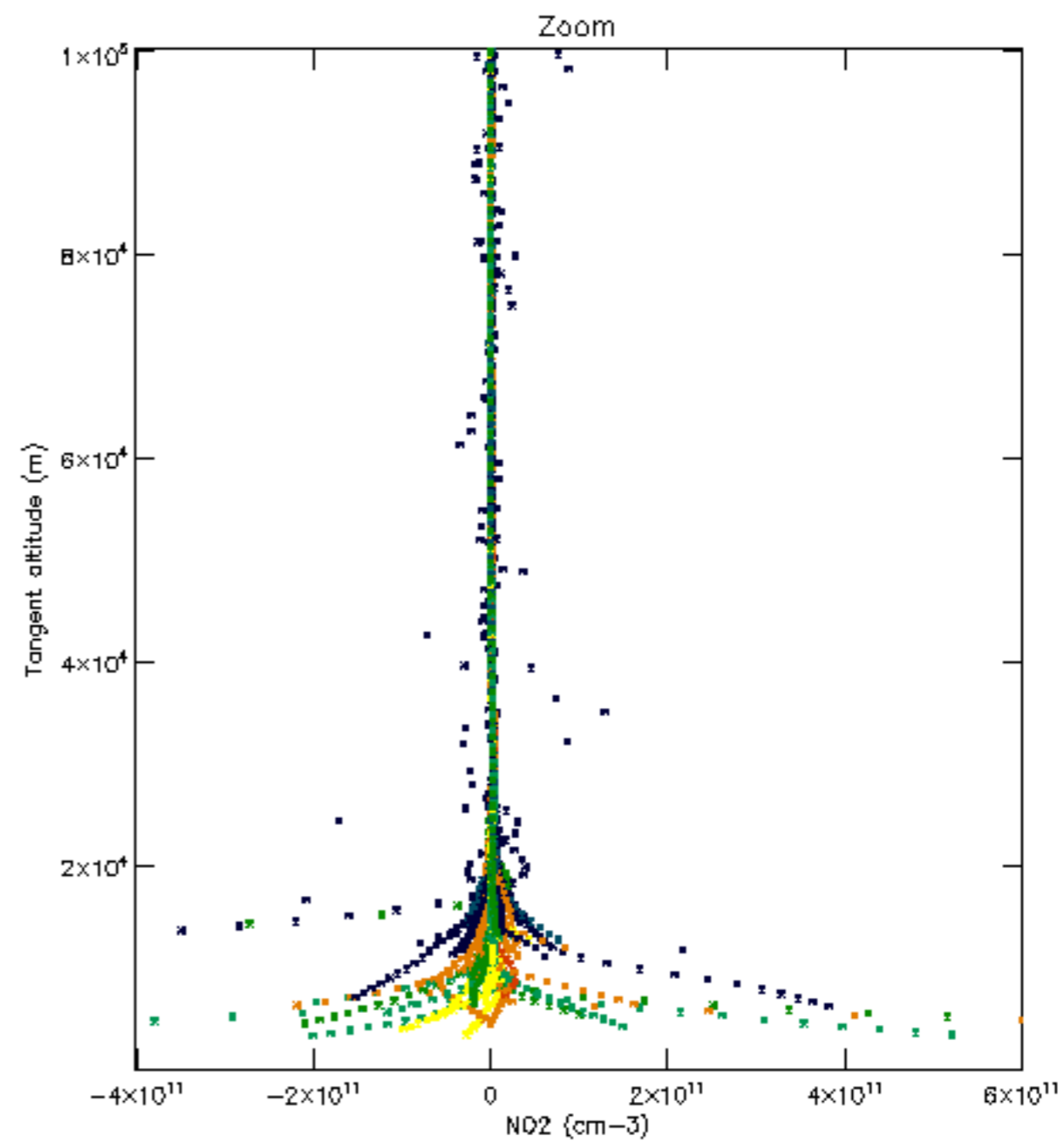
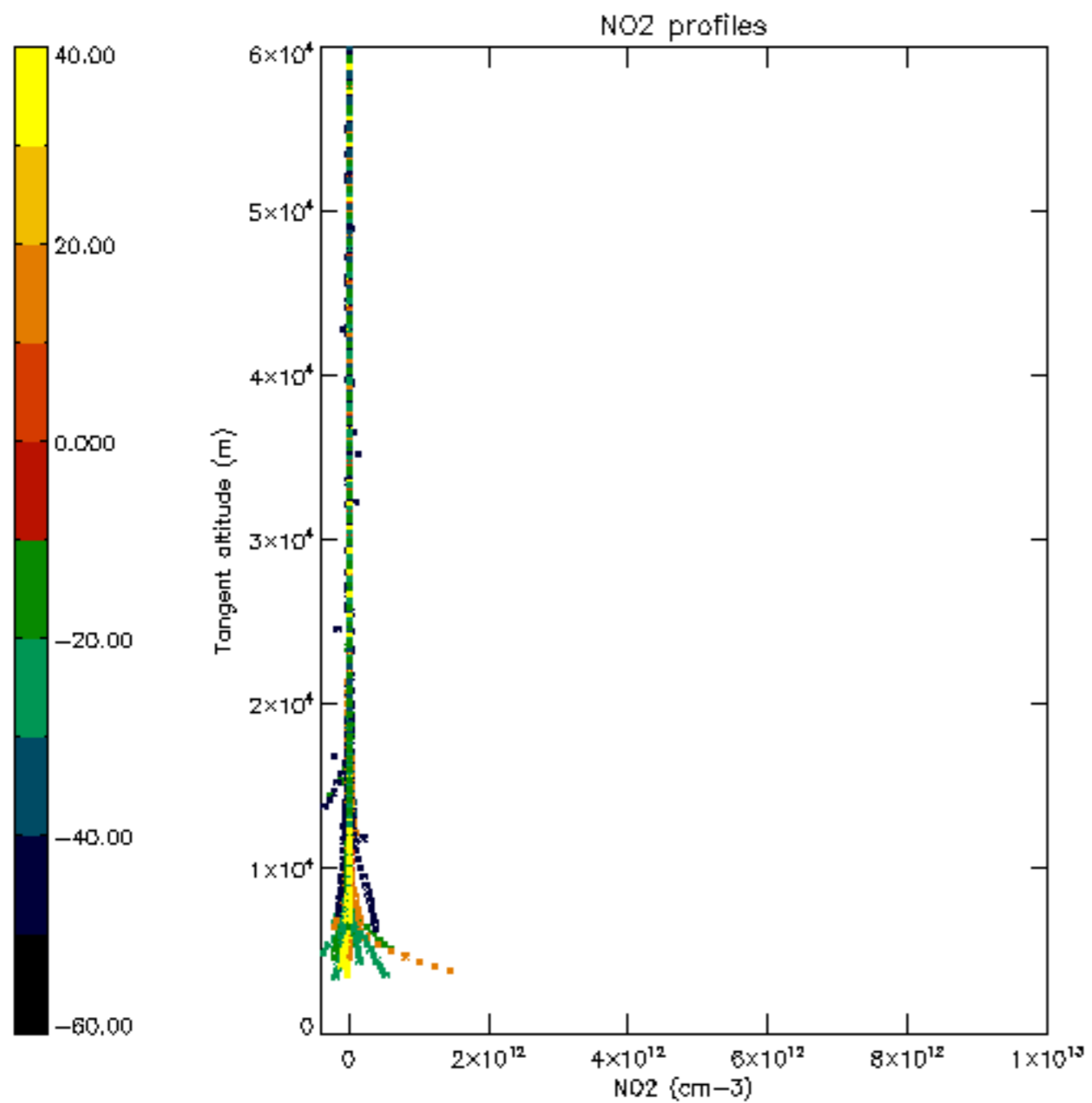


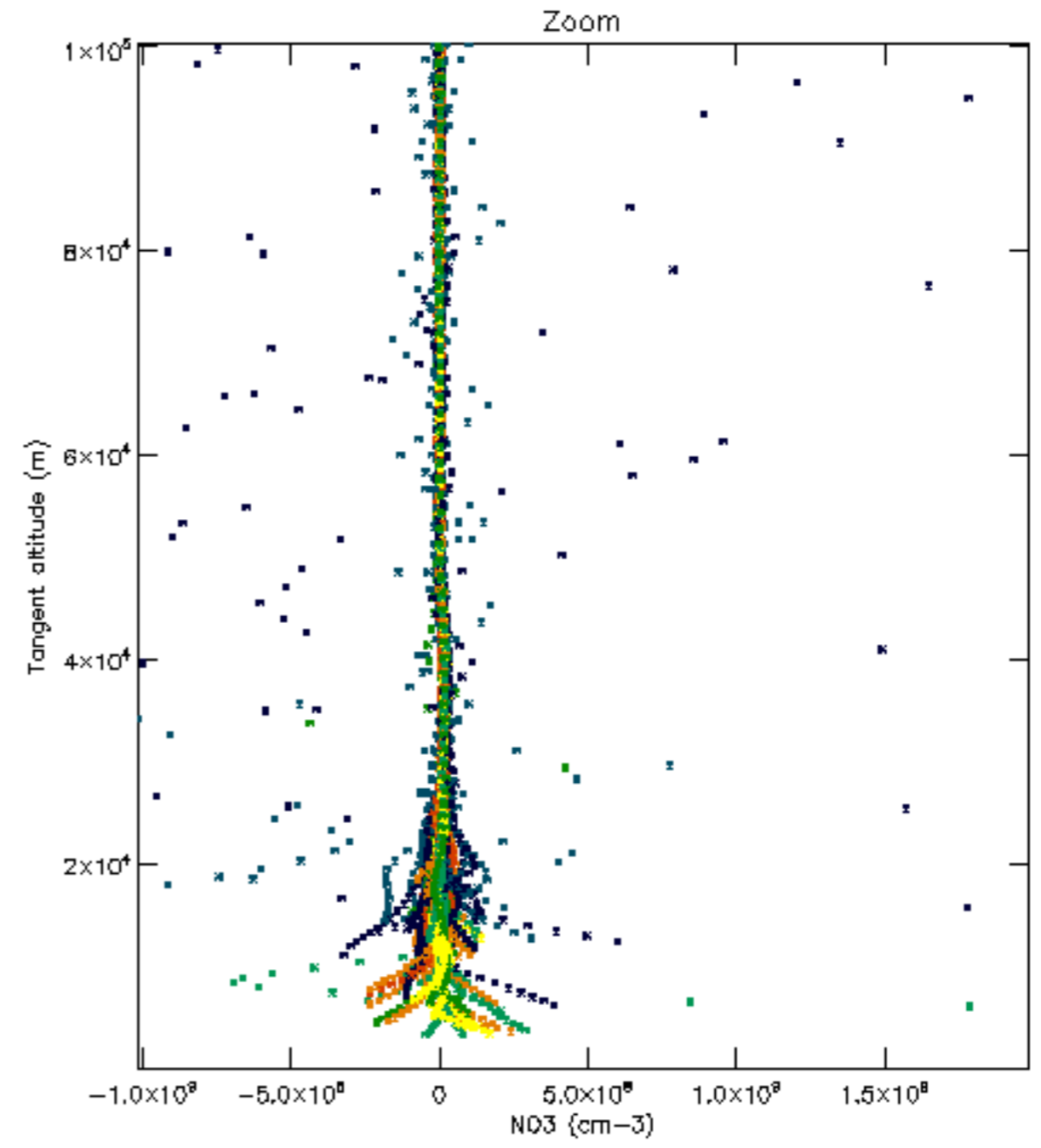
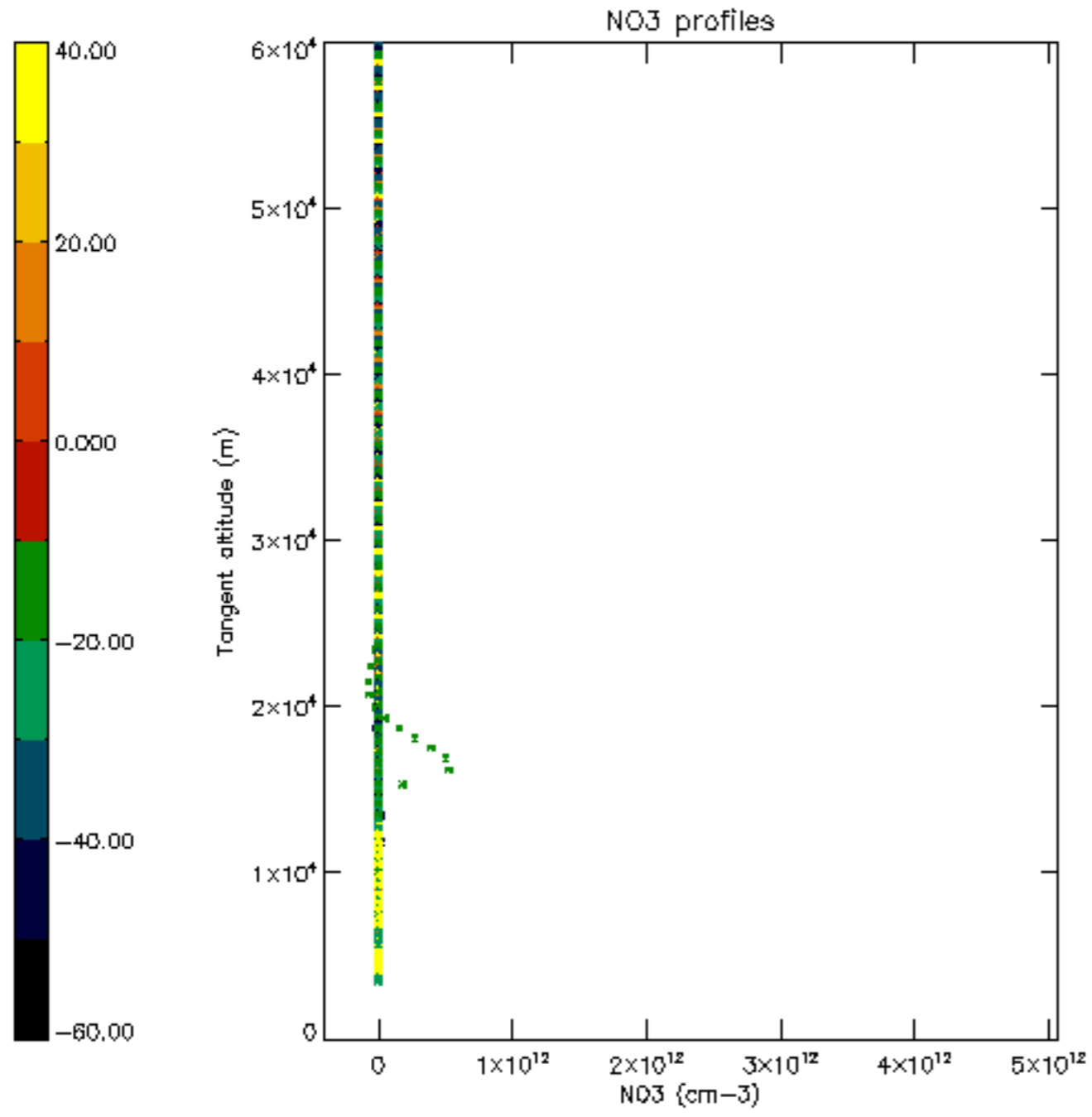


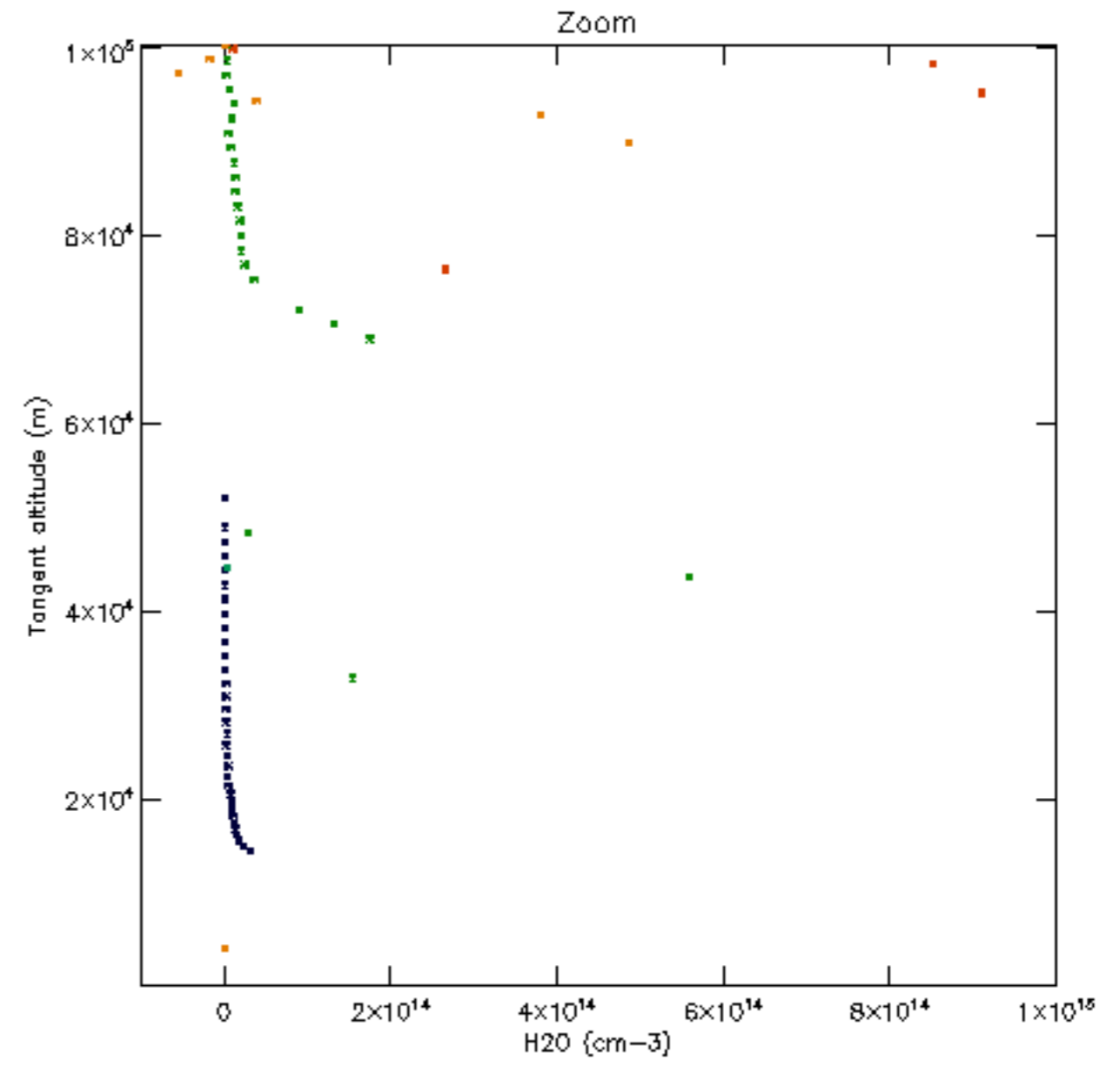
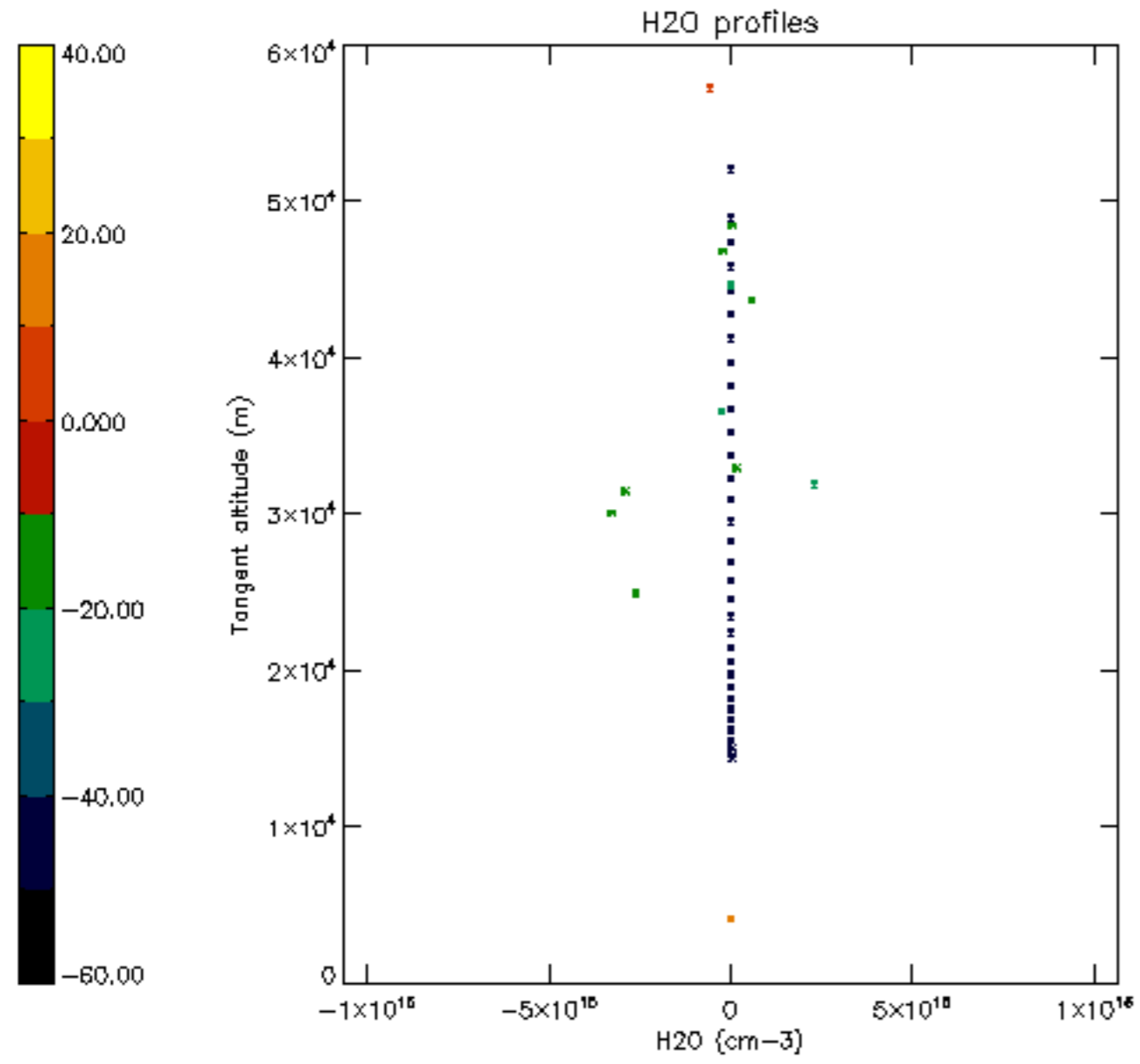


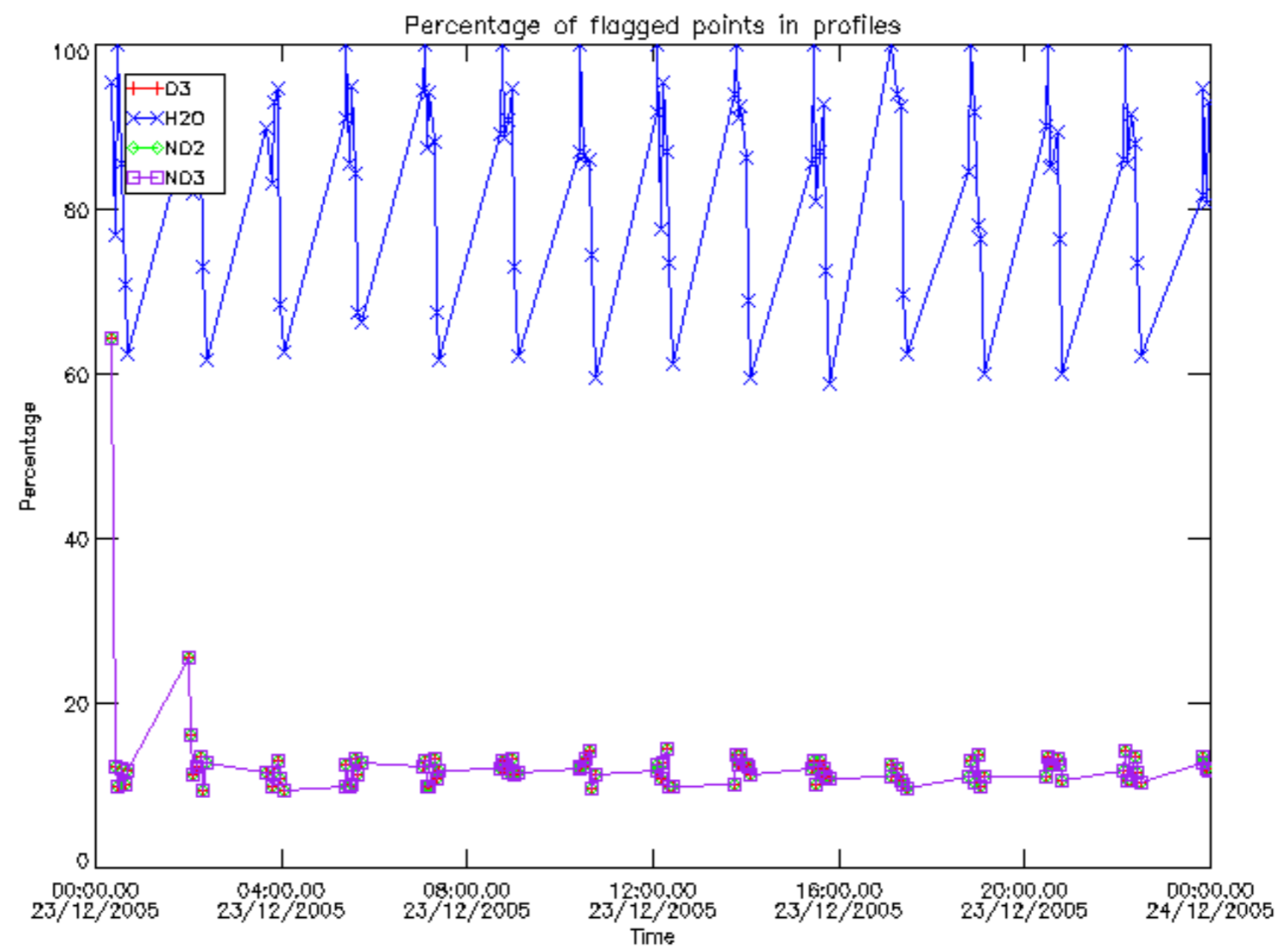




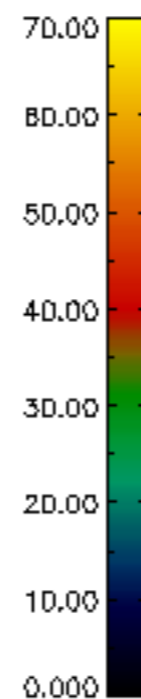
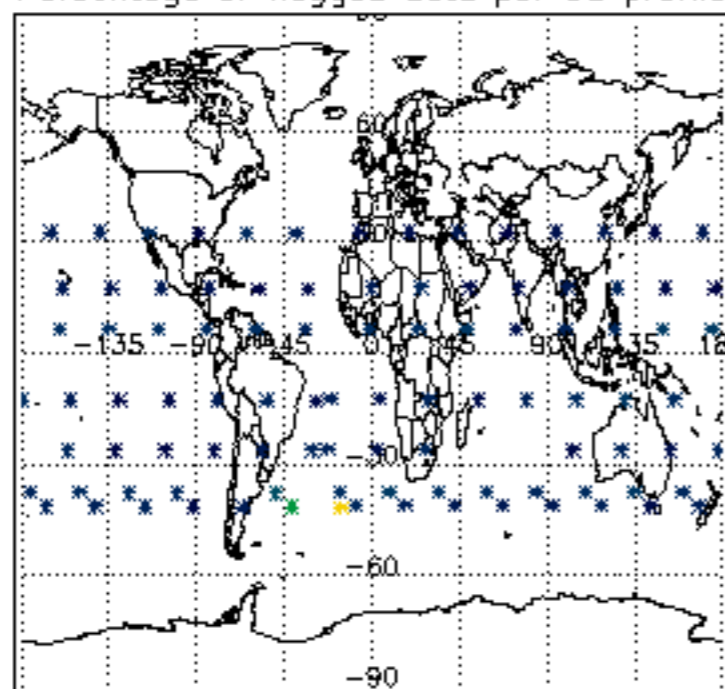




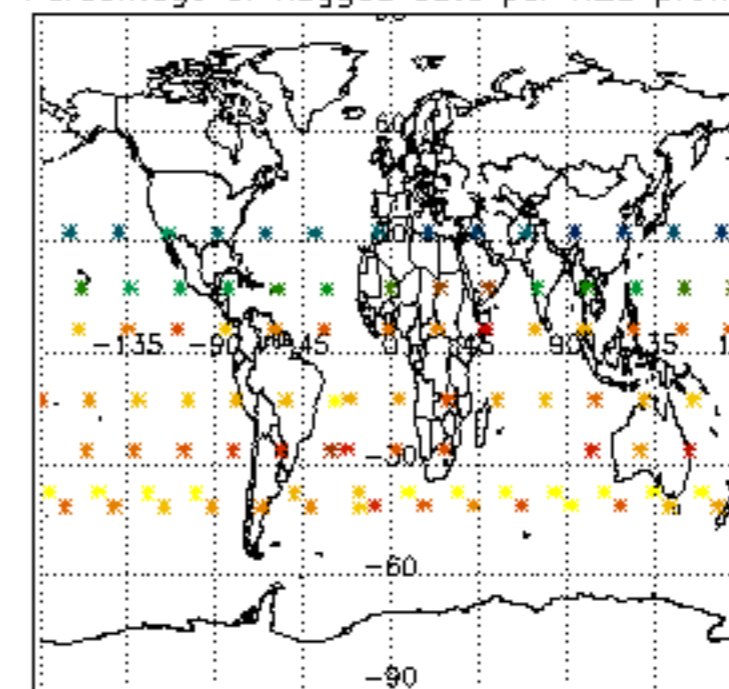




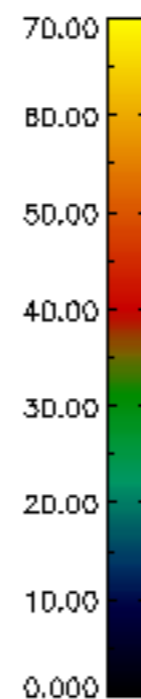
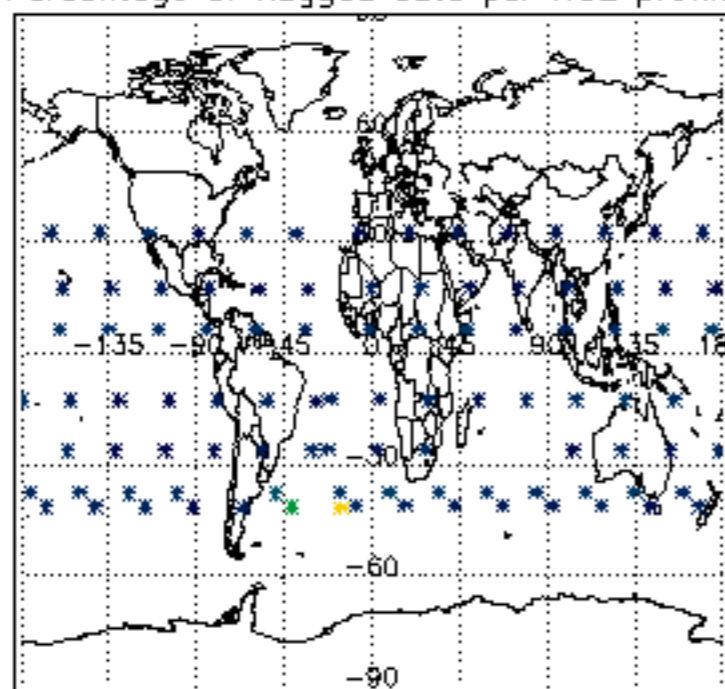
Percentage of flagged data per D3 profile



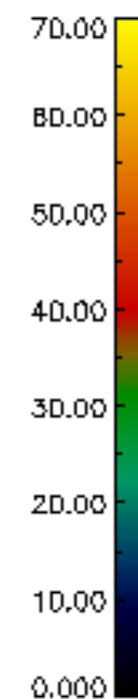
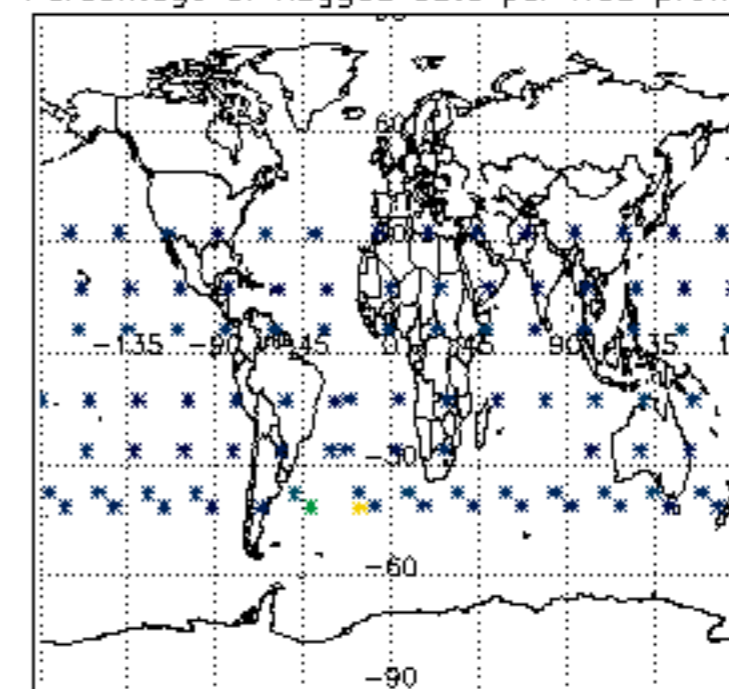
Percentage of flagged data per H2O profile

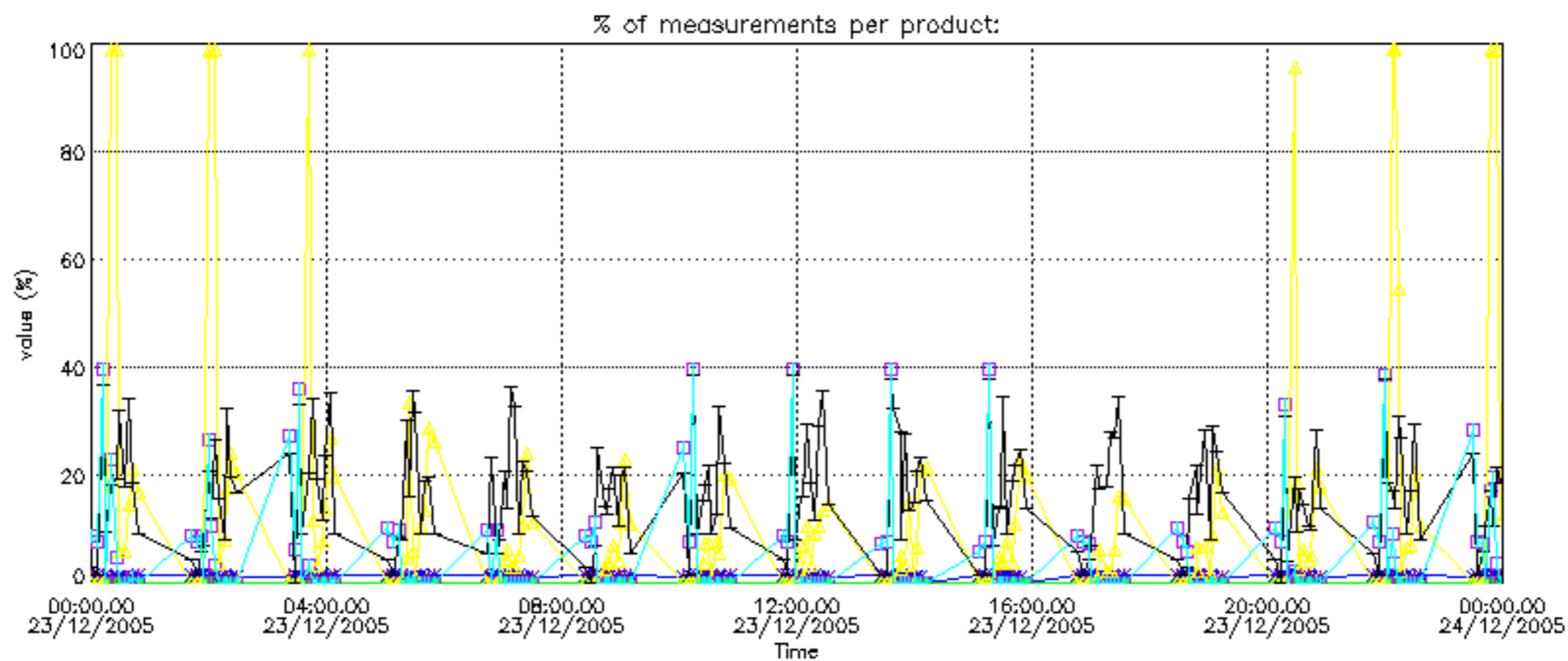
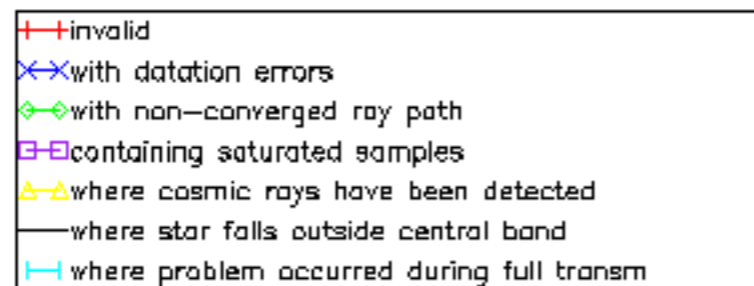


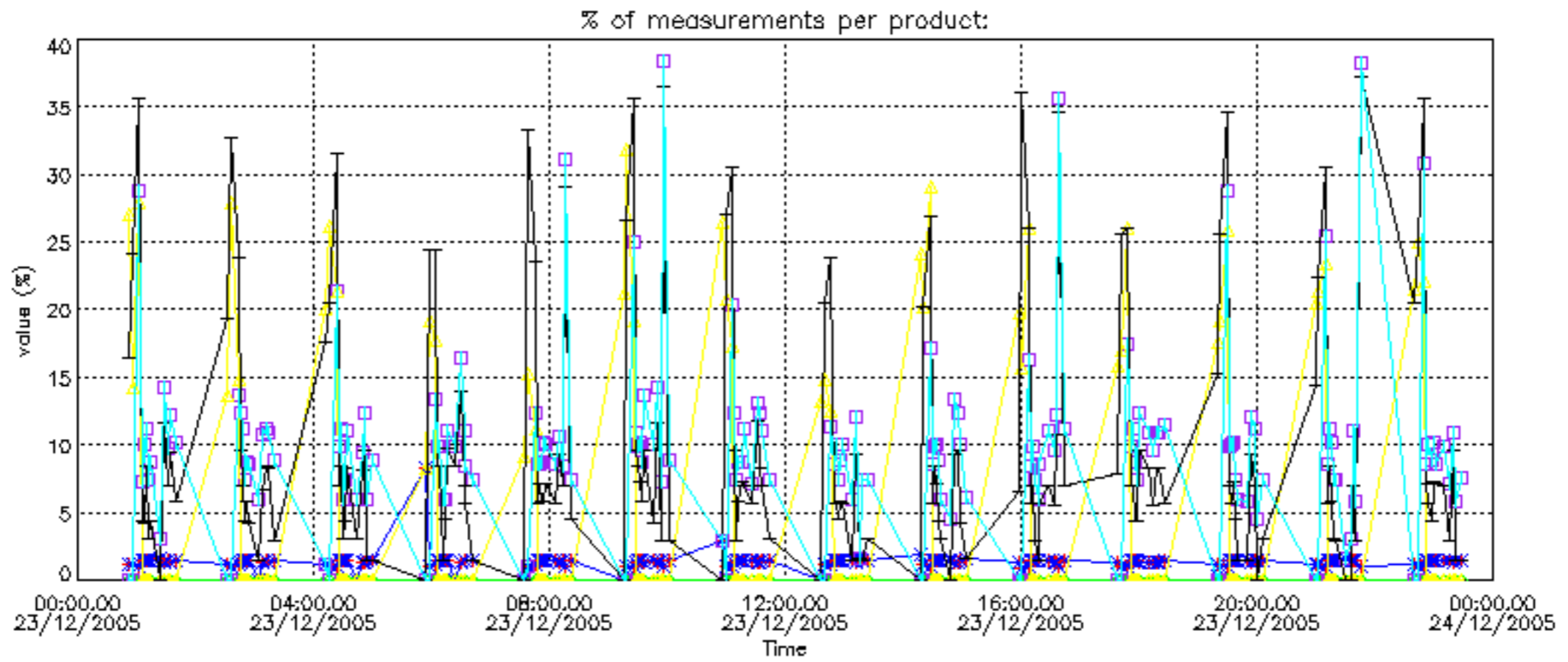
Percentage of flagged data per NO2 profile



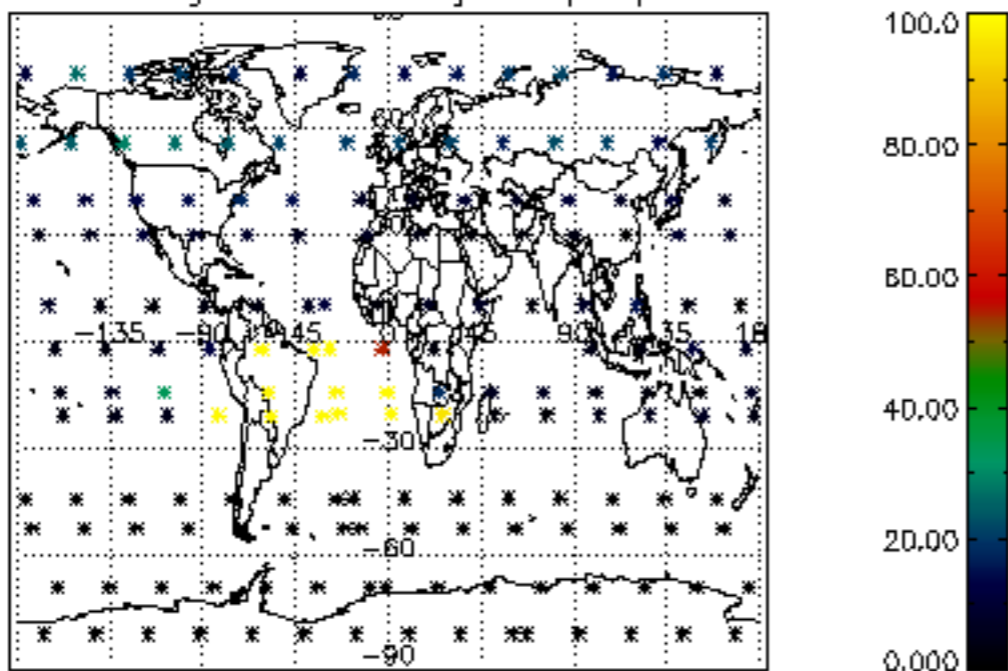
Percentage of flagged data per NO3 profile



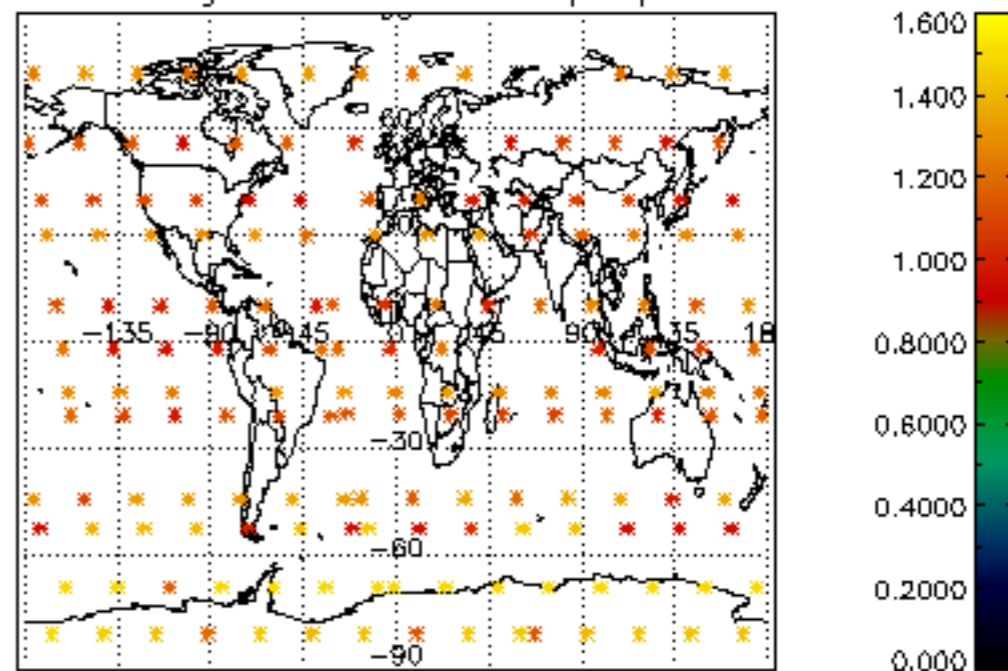




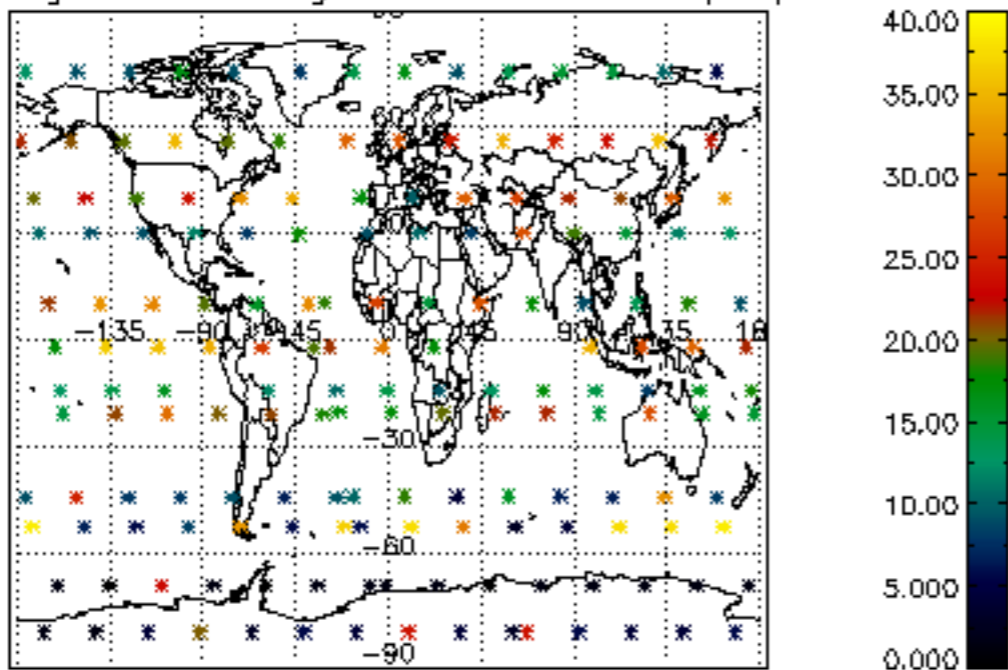
Percentage of cosmic ray hits per profile



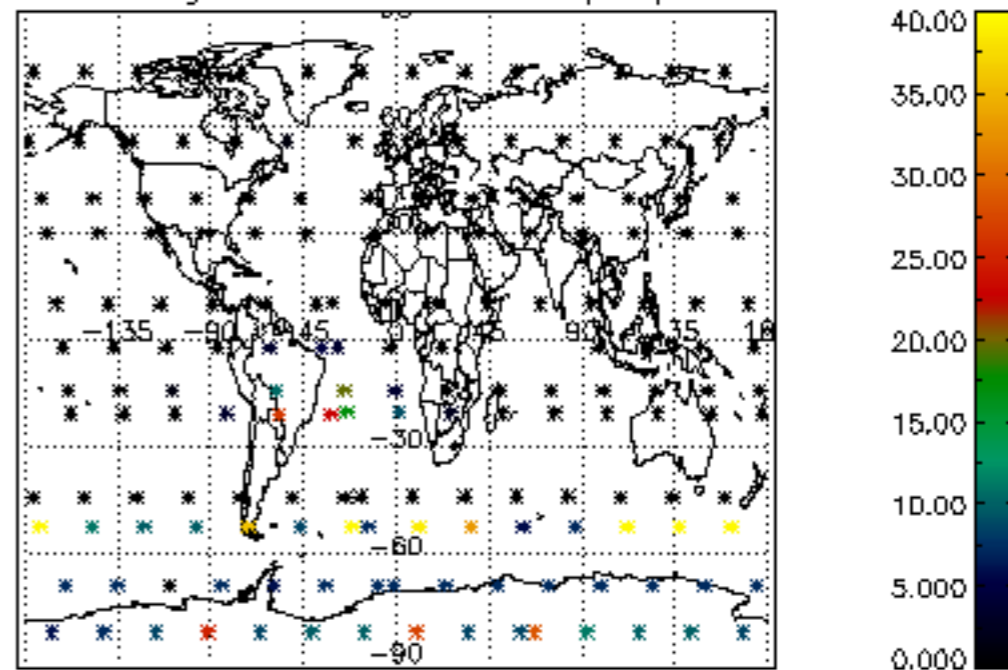
Percentage of datation errors per profile



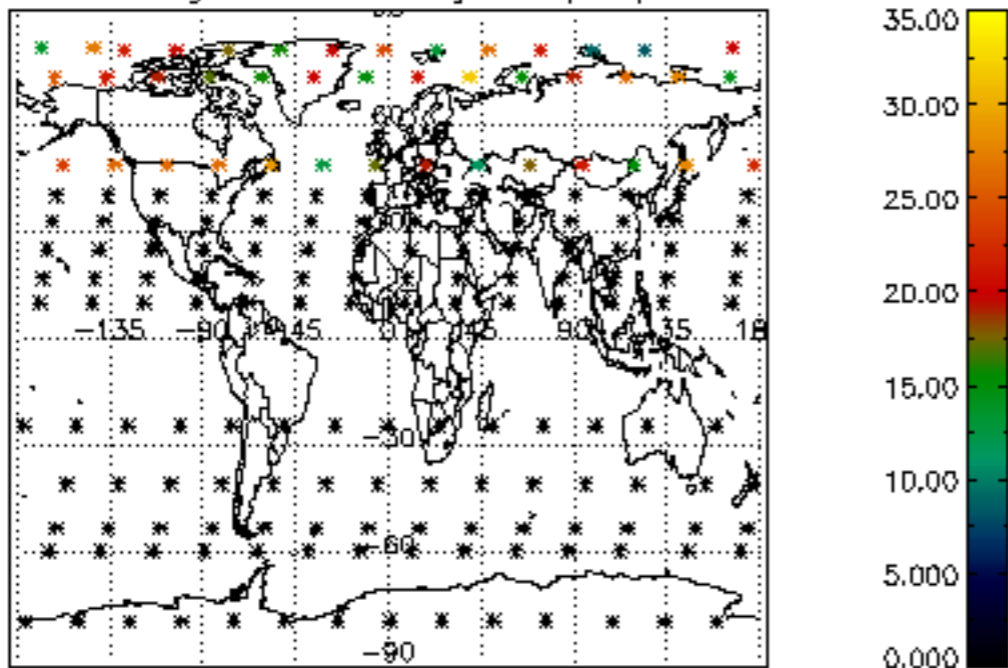
Percentage of star falling outside central band per profile



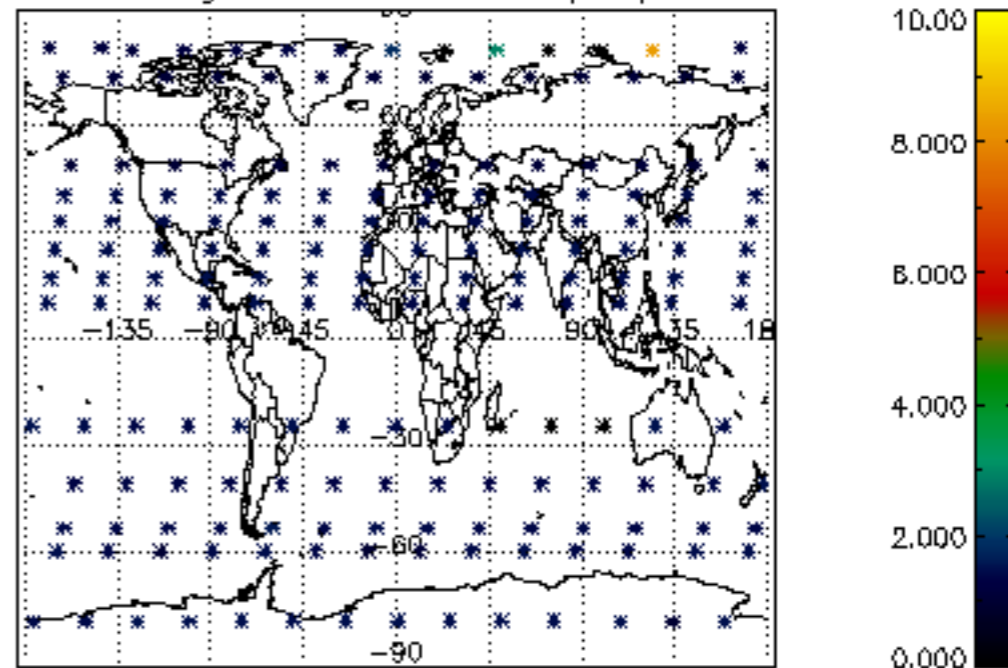
Percentage of saturation errors per profile



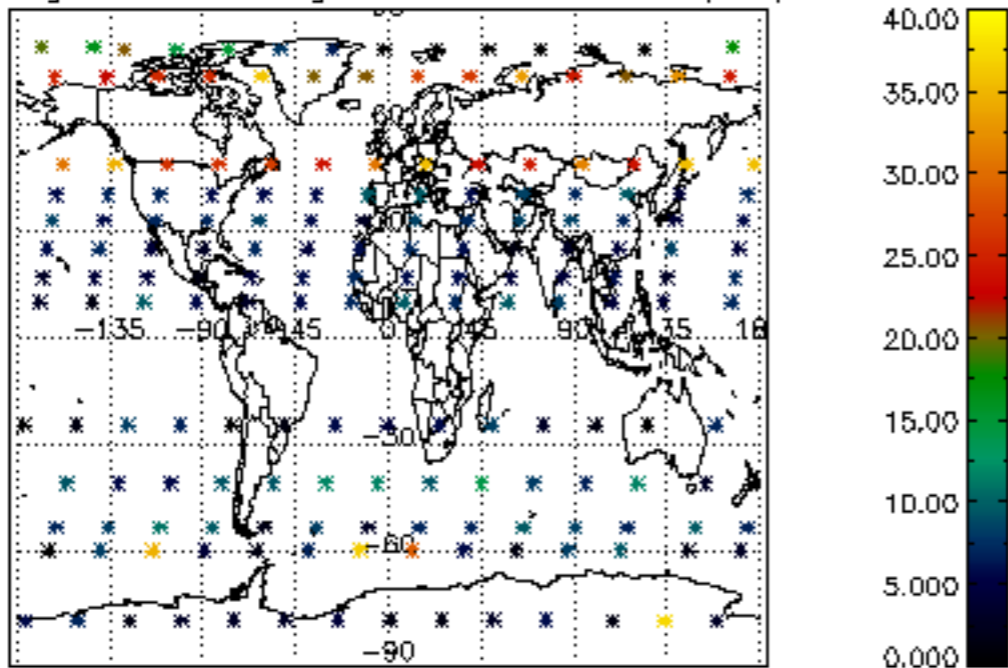
Percentage of cosmic ray hits per profile



Percentage of datation errors per profile



Percentage of star falling outside central band per profile



Percentage of saturation errors per profile

