

GOMOS Level 2 Daily Report

SUMMARY

[1. General Info](#)

[2. Summary of processed GOM_NL_2P products](#)

[3. Level 2 Quality information per product](#)

[3.1 Plot of level 2 quality information per product \(time dependant\)](#)

[3.2 Plot of level 2 quality information per product \(world map\)](#)

[4. Level 1 Quality information per product \(stored on level 2 products\)](#)

[4.1 Plot of level 1 quality information per product \(time dependant\)](#)

[4.1.1 Plot of level 1 quality information per product \(time dependant\): ASCENDING](#)

[4.1.2 Plot of level 1 quality information per product \(time dependant\): DESCENDING](#)

[4.2 Plot of level 1 quality information per product \(world map\)](#)

[4.2.1 Plot of level 1 quality information per product \(world map\): ASCENDING](#)

[4.2.2 Plot of level 1 quality information per product \(world map\): DESCENDING](#)

[5. Ozone profiles based on quality statistics and other trace gas profiles](#)

[5.1 Ozone statistics based on quality of products](#)

[5.2 Plot ozone profiles for all STD \(dark without errors\)](#)

[5.3 Plot ozone profiles where STD < 20% \(dark without errors\)](#)

[5.4. Plot ozone profiles where STD < 10% \(dark without errors\)](#)

[5.5. Plot ozone profiles where STD < 5% \(dark without errors\)](#)

[5.6 Plot NO2 profiles for all STD \(dark without errors\)](#)

[5.7 Plot NO3 profiles for all STD \(dark without errors\)](#)

[5.8 Plot H2O profiles \(only for occultations of stars 1,2,3,4,13,14,16,26,63 dark without errors\) for all STD](#)

[6. Auxiliary Data Files used for the production reported in section 2](#)

This report presents the daily analysis on parameters extracted from GOMOS level 2 data (GOM_NL__2P). It is intended to monitor some important parameters that will impact the quality of these products. A list of level 2 products (and content) that have arrived during the reporting day to the PCF is also given.

Item	Value
Time of report generation	18APR2013 13:19:10
Data source version	GOMOS/6.01
Start time of products	19-12-2005 (19DEC2005 00:00:00)
Stop time of products	20-12-2005 (20DEC2005 00:00:00)
Store outputs in DB	Yes
Nb of level 2 prods	298
Nb of prods with errors	0

2. Summary of processed GOM_NL__2P products.

Nr	Filename	UTC Start time	Limb	Duration	Star Id	Star Name	Star Mag	Star Temp	Nb Meas	Orbit	Prod. error
1	GOM_NL__2PRFIN20051219_000828_000000322043_00288_19881_9475.N1	19-DEC-2005 00:08:28	Bright	31.500	49	1Alp UMi	1.9900	6300.0	63	19881	No
2	GOM_NL__2PRFIN20051219_001310_000000332043_00288_19881_9476.N1	19-DEC-2005 00:13:10	Bright	32.500	60	7Bet UMi	2.0810	3950.0	65	19881	No
3	GOM_NL__2PRFIN20051219_001632_000000362043_00288_19881_9477.N1	19-DEC-2005 00:16:32	Bright	35.500	119	14Eta Dra	2.7270	4700.0	71	19881	No
4	GOM_NL__2PRFIN20051219_002639_000000342043_00288_19881_9478.N1	19-DEC-2005 00:26:39	Bright	34.000	67	5Alp CrB	2.2210	11000.	68	19881	No
5	GOM_NL__2PRFIN20051219_003212_000000332043_00288_19881_9479.N1	19-DEC-2005 00:32:12	Bright	33.000	102	24Alp Ser	2.6000	4250.0	66	19881	No
6	GOM_NL__2PRFIN20051219_003913_000000352043_00288_19881_9480.N1	19-DEC-2005 00:39:13	Bright	35.000	122	9Alp2Lib	2.7470	9700.0	70	19881	No
7	GOM_NL__2PRFIN20051219_004542_000000432043_00288_19881_9481.N1	19-DEC-2005 00:45:42	Dark	43.000	54	5The Cen	2.0550	4500.0	86	19881	No
8	GOM_NL__2PRFIN20051219_004743_000000382043_00288_19881_9482.N1	19-DEC-2005 00:47:43	Dark	37.500	78	Alp Lup	2.3040	28000.	75	19881	No
9	GOM_NL__2PRFIN20051219_005114_000000412043_00288_19881_9483.N1	19-DEC-2005 00:51:14	Dark	40.500	4	Alp1Cen	-0.010000	5800.0	81	19881	No
10	GOM_NL__2PRFIN20051219_005423_000000442043_00289_19882_9483.N1	19-DEC-2005 00:54:23	Dark	43.500	12	Alp1Cru	0.77500	30000.	87	19882	No
11	GOM_NL__2PRFIN20051219_005959_000000372043_00289_19882_9484.N1	19-DEC-2005 00:59:59	Dark	37.000	29	Bet Car	1.6720	10200.	74	19882	No
12	GOM_NL__2PRFIN20051219_010237_000000402043_00289_19882_9485.N1	19-DEC-2005 01:02:37	Dark	40.000	41	Eps Car	1.8600	4100.0	80	19882	No
13	GOM_NL__2PRFIN20051219_010723_000000482043_00289_19882_9486.N1	19-DEC-2005 01:07:23	Dark	47.500	2	Alp Car	-0.73600	7000.0	95	19882	No
14	GOM_NL__2PRFIN20051219_011320_000000402043_00289_19882_9487.N1	19-DEC-2005 01:13:20	Straylight	40.000	108	Alp Col	2.6520	15200.	80	19882	No
15	GOM_NL__2PRFIN20051219_012017_000000412043_00289_19882_9488.N1	19-DEC-2005 01:20:17	Straylight	41.000	165	34Gam Eri	2.9500	3200.0	82	19882	No
16	GOM_NL__2PRFIN20051219_012831_000000532043_00289_19882_9489.N1	19-DEC-2005 01:28:31	Tw_i_and_stray	53.000	13	87Alp Tau	0.86700	3800.0	106	19882	No
17	GOM_NL__2PRFIN20051219_013048_000000352043_00289_19882_9490.N1	19-DEC-2005 01:30:48	Bright	35.000	146	25Eta Tau	2.8730	15200.	70	19882	No
18	GOM_NL__2PRFIN20051219_013255_000000352043_00289_19882_9491.N1	19-DEC-2005 01:32:55	Bright	35.000	150	44Zet Per	2.8900	28000.	70	19882	No
19	GOM_NL__2PRFIN20051219_013511_000000352043_00289_19882_9492.N1	19-DEC-2005 01:35:11	Bright	35.000	149	45Eps Per	2.8880	30000.	70	19882	No
20	GOM_NL__2PRFIN20051219_013724_000000352043_00289_19882_9493.N1	19-DEC-2005 01:37:24	Bright	34.500	175	39Del Per	3.0100	19400.	69	19882	No
21	GOM_NL__2PRFIN20051219_013914_000000352043_00289_19882_9494.N1	19-DEC-2005 01:39:14	Bright	34.500	160	23Gam Per	2.9300	4700.0	69	19882	No
22	GOM_NL__2PRFIN20051219_014904_000000352043_00289_19882_9495.N1	19-DEC-2005 01:49:04	Bright	35.000	49	1Alp UMi	1.9900	6300.0	70	19882	No
23	GOM_NL__2PRFIN20051219_015345_000000372043_00289_19882_9496.N1	19-DEC-2005 01:53:45	Bright	37.000	60	7Bet UMi	2.0810	3950.0	74	19882	No
24	GOM_NL__2PRFIN20051219_015708_000000362043_00289_19882_9497.N1	19-DEC-2005 01:57:08	Bright	35.500	119	14Eta Dra	2.7270	4700.0	71	19882	No
25	GOM_NL__2PRFIN20051219_020715_000000342043_00289_19882_9498.N1	19-DEC-2005 02:07:15	Bright	34.000	67	5Alp CrB	2.2210	11000.	68	19882	No
26	GOM_NL__2PRFIN20051219_021248_000000322043_00289_19882_9499.N1	19-DEC-2005 02:12:48	Bright	32.000	102	24Alp Ser	2.6000	4250.0	64	19882	No
27	GOM_NL__2PRFIN20051219_021949_000000362043_00289_19882_9500.N1	19-DEC-2005 02:19:49	Bright	36.000	122	9Alp2Lib	2.7470	9700.0	72	19882	No
28	GOM_NL__2PRFIN20051219_022618_000000432043_00289_19882_9501.N1	19-DEC-2005 02:26:18	Dark	42.500	54	5The Cen	2.0550	4500.0	85	19882	No
29	GOM_NL__2PRFIN20051219_022819_000000382043_00289_19882_9502.N1	19-DEC-2005 02:28:19	Dark	38.000	78	Alp Lup	2.3040	28000.	76	19882	No
30	GOM_NL__2PRFIN20051219_023150_000000422043_00289_19882_9503.N1	19-DEC-2005 02:31:50	Dark	41.500	4	Alp1Cen	-0.010000	5800.0	83	19882	No
31	GOM_NL__2PRFIN20051219_023459_000000422043_00290_19883_9483.N1	19-DEC-2005 02:34:59	Dark	42.000	12	Alp1Cru	0.77500	30000.	84	19883	No
32	GOM_NL__2PRFIN20051219_024035_000000392043_00290_19883_9484.N1	19-DEC-2005 02:40:35	Dark	39.000	29	Bet Car	1.6720	10200.	78	19883	No
33	GOM_NL__2PRFIN20051219_024314_000000542043_00290_19883_9485.N1	19-DEC-2005 02:43:14	Dark	54.000	41	Eps Car	1.8600	4100.0	108	19883	No
34	GOM_NL__2PRFIN20051219_024759_000000452043_00290_19883_9486.N1	19-DEC-2005 02:47:59	Dark	44.500	2	Alp Car	-0.73600	7000.0	89	19883	No
35	GOM_NL__2PRFIN20051219_025356_000000422043_00290_19883_9487.N1	19-DEC-2005 02:53:56	Straylight	42.000	108	Alp Col	2.6520	15200.	84	19883	No
36	GOM_NL__2PRFIN20051219_030053_000000422043_00290_19883_9488.N1	19-DEC-2005 03:00:53	Straylight	42.000	165	34Gam Eri	2.9500	3200.0	84	19883	No
37	GOM_NL__2PRFIN20051219_030907_000000532043_00290_19883_9489.N1	19-DEC-2005 03:09:07	Tw_i_and_stray	53.000	13	87Alp Tau	0.86700	3800.0	106	19883	No
38	GOM_NL__2PRFIN20051219_031124_000000352043_00290_19883_9490.N1	19-DEC-2005 03:11:24	Bright	34.500	146	25Eta Tau	2.8730	15200.	69	19883	No
39	GOM_NL__2PRFIN20051219_031331_000000362043_00290_19883_9491.N1	19-DEC-2005 03:13:31	Bright	35.500	150	44Zet Per	2.8900	28000.	71	19883	No
40	GOM_NL__2PRFIN20051219_031547_000000342043_00290_19883_9492.N1	19-DEC-2005 03:15:47	Bright	34.000	149	45Eps Per	2.8880	30000.	68	19883	No
41	GOM_NL__2PRFIN20051219_031800_000000332043_00290_19883_9493.N1	19-DEC-2005 03:18:00	Bright	33.000	175	39Del Per	3.0100	19400.	66	19883	No
42	GOM_NL__2PRFIN20051219_031950_000000362043_00290_19883_9494.N1	19-DEC-2005 03:19:50	Bright	35.500	160	23Gam Per	2.9300	4700.0	71	19883	No

43	GOM_NL__2PRFIN20051219_032940_000000332043_00290_19883_9495.N1	19-DEC-2005 03:29:40	Bright	32.500	49	1Alp UMi	1.9900	6300.0	65	19883	No
44	GOM_NL__2PRFIN20051219_033421_000000382043_00290_19883_9496.N1	19-DEC-2005 03:34:21	Bright	37.500	60	7Bet UMi	2.0810	3950.0	75	19883	No
45	GOM_NL__2PRFIN20051219_033744_000000352043_00290_19883_9497.N1	19-DEC-2005 03:37:44	Bright	35.000	119	14Eta Dra	2.7270	4700.0	70	19883	No
46	GOM_NL__2PRFIN20051219_034751_000000352043_00290_19883_9498.N1	19-DEC-2005 03:47:51	Bright	34.500	67	5Alp CrB	2.2210	11000.	69	19883	No
47	GOM_NL__2PRFIN20051219_035324_000000332043_00290_19883_9499.N1	19-DEC-2005 03:53:24	Bright	33.000	102	24Alp Ser	2.6000	4250.0	66	19883	No
48	GOM_NL__2PRFIN20051219_040026_000000442043_00290_19883_9500.N1	19-DEC-2005 04:00:26	Bright	44.000	122	9Alp2Lib	2.7470	9700.0	88	19883	No
49	GOM_NL__2PRFIN20051219_040655_000000432043_00290_19883_9501.N1	19-DEC-2005 04:06:55	Dark	42.500	54	5The Cen	2.0550	4500.0	85	19883	No
50	GOM_NL__2PRFIN20051219_040855_000000372043_00290_19883_9502.N1	19-DEC-2005 04:08:55	Dark	37.000	78	Alp Lup	2.3040	28000.	74	19883	No
51	GOM_NL__2PRFIN20051219_041227_000000432043_00290_19883_9503.N1	19-DEC-2005 04:12:27	Dark	42.500	4	Alp1Cen	-0.010000	5800.0	85	19883	No
52	GOM_NL__2PRFIN20051219_041535_000000502043_00291_19884_9483.N1	19-DEC-2005 04:15:35	Dark	49.500	12	Alp1Cru	0.77500	30000.	99	19884	No
53	GOM_NL__2PRFIN20051219_042112_000000382043_00291_19884_9484.N1	19-DEC-2005 04:21:12	Dark	38.000	29	Bet Car	1.6720	10200.	76	19884	No
54	GOM_NL__2PRFIN20051219_042350_000000432043_00291_19884_9485.N1	19-DEC-2005 04:23:50	Dark	42.500	41	Eps Car	1.8600	4100.0	85	19884	No
55	GOM_NL__2PRFIN20051219_042835_000000482043_00291_19884_9486.N1	19-DEC-2005 04:28:35	Dark	48.000	2	Alp Car	-0.73600	7000.0	96	19884	No
56	GOM_NL__2PRFIN20051219_043432_000000412043_00291_19884_9487.N1	19-DEC-2005 04:34:32	Straylight	41.000	108	Alp Col	2.6520	15200.	82	19884	No
57	GOM_NL__2PRFIN20051219_044130_000000452043_00291_19884_9488.N1	19-DEC-2005 04:41:30	Straylight	44.500	165	34Gam Eri	2.9500	3200.0	89	19884	No
58	GOM_NL__2PRFIN20051219_044943_000000492043_00291_19884_9489.N1	19-DEC-2005 04:49:43	Tw_i_and_stray	49.000	13	87Alp Tau	0.86700	3800.0	98	19884	No
59	GOM_NL__2PRFIN20051219_045200_000000352043_00291_19884_9490.N1	19-DEC-2005 04:52:00	Bright	34.500	146	25Eta Tau	2.8730	15200.	69	19884	No
60	GOM_NL__2PRFIN20051219_045407_000000352043_00291_19884_9491.N1	19-DEC-2005 04:54:07	Bright	34.500	150	44Zet Per	2.8900	28000.	69	19884	No
61	GOM_NL__2PRFIN20051219_045623_000000352043_00291_19884_9492.N1	19-DEC-2005 04:56:23	Bright	34.500	149	45Eps Per	2.8880	30000.	69	19884	No
62	GOM_NL__2PRFIN20051219_045836_000000342043_00291_19884_9493.N1	19-DEC-2005 04:58:36	Bright	33.500	175	39Del Per	3.0100	19400.	67	19884	No
63	GOM_NL__2PRFIN20051219_050026_000000352043_00291_19884_9494.N1	19-DEC-2005 05:00:26	Bright	35.000	160	23Gam Per	2.9300	4700.0	70	19884	No
64	GOM_NL__2PRFIN20051219_051016_000000362043_00291_19884_9495.N1	19-DEC-2005 05:10:16	Bright	36.000	49	1Alp UMi	1.9900	6300.0	72	19884	No
65	GOM_NL__2PRFIN20051219_051457_000000392043_00291_19884_9496.N1	19-DEC-2005 05:14:57	Bright	38.500	60	7Bet UMi	2.0810	3950.0	77	19884	No
66	GOM_NL__2PRFIN20051219_051820_000000362043_00291_19884_9497.N1	19-DEC-2005 05:18:20	Bright	36.000	119	14Eta Dra	2.7270	4700.0	72	19884	No
67	GOM_NL__2PRFIN20051219_052828_000000342043_00291_19884_9498.N1	19-DEC-2005 05:28:28	Bright	33.500	67	5Alp CrB	2.2210	11000.	67	19884	No
68	GOM_NL__2PRFIN20051219_053400_000000332043_00291_19884_9499.N1	19-DEC-2005 05:34:00	Bright	33.000	102	24Alp Ser	2.6000	4250.0	66	19884	No
69	GOM_NL__2PRFIN20051219_054102_000000442043_00291_19884_9500.N1	19-DEC-2005 05:41:02	Bright	44.000	122	9Alp2Lib	2.7470	9700.0	88	19884	No
70	GOM_NL__2PRFIN20051219_054731_000000422043_00291_19884_9501.N1	19-DEC-2005 05:47:31	Dark	41.500	54	5The Cen	2.0550	4500.0	83	19884	No
71	GOM_NL__2PRFIN20051219_054931_000000382043_00291_19884_9502.N1	19-DEC-2005 05:49:31	Dark	37.500	78	Alp Lup	2.3040	28000.	75	19884	No
72	GOM_NL__2PRFIN20051219_055303_000000412043_00291_19884_9503.N1	19-DEC-2005 05:53:03	Dark	41.000	4	Alp1Cen	-0.010000	5800.0	82	19884	No
73	GOM_NL__2PRFIN20051219_055612_000000382043_00292_19885_9483.N1	19-DEC-2005 05:56:12	Dark	38.000	12	Alp1Cru	0.77500	30000.	76	19885	No
74	GOM_NL__2PRFIN20051219_060148_000000442043_00292_19885_9484.N1	19-DEC-2005 06:01:48	Dark	43.500	29	Bet Car	1.6720	10200.	87	19885	No
75	GOM_NL__2PRFIN20051219_060427_000000542043_00292_19885_9485.N1	19-DEC-2005 06:04:27	Dark	54.000	41	Eps Car	1.8600	4100.0	108	19885	No
76	GOM_NL__2PRFIN20051219_060912_000000462043_00292_19885_9486.N1	19-DEC-2005 06:09:12	Dark	45.500	2	Alp Car	-0.73600	7000.0	91	19885	No
77	GOM_NL__2PRFIN20051219_061509_000000392043_00292_19885_9487.N1	19-DEC-2005 06:15:09	Straylight	39.000	108	Alp Col	2.6520	15200.	78	19885	No
78	GOM_NL__2PRFIN20051219_062206_000000422043_00292_19885_9488.N1	19-DEC-2005 06:22:06	Straylight	41.500	165	34Gam Eri	2.9500	3200.0	83	19885	No
79	GOM_NL__2PRFIN20051219_063019_000000462043_00292_19885_9489.N1	19-DEC-2005 06:30:19	Tw_i_and_stray	45.500	13	87Alp Tau	0.86700	3800.0	91	19885	No
80	GOM_NL__2PRFIN20051219_063236_000000352043_00292_19885_9490.N1	19-DEC-2005 06:32:36	Bright	35.000	146	25Eta Tau	2.8730	15200.	70	19885	No
81	GOM_NL__2PRFIN20051219_063443_000000352043_00292_19885_9491.N1	19-DEC-2005 06:34:43	Bright	34.500	150	44Zet Per	2.8900	28000.	69	19885	No
82	GOM_NL__2PRFIN20051219_063659_000000352043_00292_19885_9492.N1	19-DEC-2005 06:36:59	Bright	35.000	149	45Eps Per	2.8880	30000.	70	19885	No
83	GOM_NL__2PRFIN20051219_063912_000000352043_00292_19885_9493.N1	19-DEC-2005 06:39:12	Bright	34.500	175	39Del Per	3.0100	19400.	69	19885	No
84	GOM_NL__2PRFIN20051219_064103_000000352043_00292_19885_9494.N1	19-DEC-2005 06:41:03	Bright	34.500	160	23Gam Per	2.9300	4700.0	69	19885	No
85	GOM_NL__2PRFIN20051219_065052_000000352043_00292_19885_9495.N1	19-DEC-2005 06:50:52	Bright	35.000	49	1Alp UMi	1.9900	6300.0	70	19885	No
86	GOM_NL__2PRFIN20051219_065533_000000382043_00292_19885_9496.N1	19-DEC-2005 06:55:33	Bright	37.500	60	7Bet UMi	2.0810	3950.0	75	19885	No
87	GOM_NL__2PRFIN20051219_065856_000000332043_00292_19885_9497.N1	19-DEC-2005 06:58:56	Bright	33.000	119	14Eta Dra	2.7270	4700.0	66	19885	No
88	GOM_NL__2PRFIN20051219_070904_000000352043_00292_19885_9498.N1	19-DEC-2005 07:09:04	Bright	34.500	67	5Alp CrB	2.2210	11000.	69	19885	No
89	GOM_NL__2PRFIN20051219_071436_000000342043_00292_19885_9499.N1	19-DEC-2005 07:14:36	Bright	33.500	102	24Alp Ser	2.6000	4250.0	67	19885	No
90	GOM_NL__2PRFIN20051219_072138_000000532043_00292_19885_9500.N1	19-DEC-2005 07:21:38	Bright	53.000	122	9Alp2Lib	2.7470	9700.0	106	19885	No
91	GOM_NL__2PRFIN20051219_072808_000000442043_00292_19885_9501.N1	19-DEC-2005 07:28:08	Dark	44.000	54	5The Cen	2.0550	4500.0	88	19885	No
92	GOM_NL__2PRFIN20051219_073007_000000362043_00292_19885_9502.N1	19-DEC-2005 07:30:07	Dark	36.000	78	Alp Lup	2.3040	28000.	72	19885	No
93	GOM_NL__2PRFIN20051219_073339_000000412043_00292_19885_9503.N1	19-DEC-2005 07:33:39	Dark	41.000	4	Alp1Cen	-0.010000	5800.0	82	19885	No
94	GOM_NL__2PRFIN20051219_073648_000000402043_00293_19886_9483.N1	19-DEC-2005 07:36:48	Dark	39.500	12	Alp1Cru	0.77500	30000.	79	19886	No
95	GOM_NL__2PRFIN20051219_074224_000000392043_00293_19886_9484.N1	19-DEC-2005 07:42:24	Dark	38.500	29	Bet Car	1.6720	10200.	77	19886	No
96	GOM_NL__2PRFIN20051219_074503_000000532043_00293_19886_9485.N1	19-DEC-2005 07:45:03	Dark	53.000	41	Eps Car	1.8600	4100.0	106	19886	No
97	GOM_NL__2PRFIN20051219_074948_000000482043_00293_19886_9486.N1	19-DEC-2005 07:49:48	Dark	48.000	2	Alp Car	-0.73600	7000.0	96	19886	No
98	GOM_NL__2PRFIN20051219_075545_000000392043_00293_19886_9487.N1	19-DEC-2005 07:55:45	Straylight	39.000	108	Alp Col	2.6520	15200.	78	19886	No
99	GOM_NL__2PRFIN20051219_080242_000000432043_00293_19886_9488.N1	19-DEC-2005 08:02:42	Straylight	43.000	165	34Gam Eri	2.9500	3200.0	86	19886	No
100	GOM_NL__2PRFIN20051219_081054_000000492043_00293_19886_9489.N1	19-DEC-2005 08:10:54	Tw_i_and_stray	49.000	13	87Alp Tau	0.86700	3800.0	98	19886	No
101	GOM_NL__2PRFIN20051219_081312_000000352043_00293_19886_9490.N1	19-DEC-2005 08:13:12	Bright	35.000	146	25Eta Tau	2.8730	15200.	70	19886	No

102	GOM_NL__2PRFIN20051219_081519_000000352043_00293_19886_9491.N1	19-DEC-2005 08:15:19	Bright	34.500	150	44Zet Per	2.8900	28000.	69	19886	No
103	GOM_NL__2PRFIN20051219_081735_000000352043_00293_19886_9492.N1	19-DEC-2005 08:17:35	Bright	35.000	149	45Eps Per	2.8880	30000.	70	19886	No
104	GOM_NL__2PRFIN20051219_081948_000000342043_00293_19886_9493.N1	19-DEC-2005 08:19:48	Bright	34.000	175	39Del Per	3.0100	19400.	68	19886	No
105	GOM_NL__2PRFIN20051219_082139_000000362043_00293_19886_9494.N1	19-DEC-2005 08:21:39	Bright	35.500	160	23Gam Per	2.9300	4700.0	71	19886	No
106	GOM_NL__2PRFIN20051219_083128_000000362043_00293_19886_9495.N1	19-DEC-2005 08:31:28	Bright	35.500	49	1Alp UMi	1.9900	6300.0	71	19886	No
107	GOM_NL__2PRFIN20051219_083609_000000372043_00293_19886_9496.N1	19-DEC-2005 08:36:09	Bright	36.500	60	7Bet UMi	2.0810	3950.0	73	19886	No
108	GOM_NL__2PRFIN20051219_083932_000000362043_00293_19886_9497.N1	19-DEC-2005 08:39:32	Bright	36.000	119	14Eta Dra	2.7270	4700.0	72	19886	No
109	GOM_NL__2PRFIN20051219_084940_000000352043_00293_19886_9498.N1	19-DEC-2005 08:49:40	Bright	34.500	67	5Alp CrB	2.2210	11000.	69	19886	No
110	GOM_NL__2PRFIN20051219_085512_000000332043_00293_19886_9499.N1	19-DEC-2005 08:55:12	Bright	33.000	102	24Alp Ser	2.6000	4250.0	66	19886	No
111	GOM_NL__2PRFIN20051219_090214_000000372043_00293_19886_9500.N1	19-DEC-2005 09:02:14	Bright	36.500	122	9Alp2Lib	2.7470	9700.0	73	19886	No
112	GOM_NL__2PRFIN20051219_090844_000000442043_00293_19886_9501.N1	19-DEC-2005 09:08:44	Dark	44.000	54	5The Cen	2.0550	4500.0	88	19886	No
113	GOM_NL__2PRFIN20051219_091044_000000412043_00293_19886_9502.N1	19-DEC-2005 09:10:44	Dark	40.500	78	Alp Lup	2.3040	28000.	81	19886	No
114	GOM_NL__2PRFIN20051219_091415_000000462043_00293_19886_9503.N1	19-DEC-2005 09:14:15	Dark	46.000	4	Alp1Cen	-0.010000	5800.0	92	19886	No
115	GOM_NL__2PRFIN20051219_091724_000000402043_00294_19887_9483.N1	19-DEC-2005 09:17:24	Dark	39.500	12	Alp1Cru	0.77500	30000.	79	19887	No
116	GOM_NL__2PRFIN20051219_092300_000000382043_00294_19887_9484.N1	19-DEC-2005 09:23:00	Dark	37.500	29	Bet Car	1.6720	10200.	75	19887	No
117	GOM_NL__2PRFIN20051219_092539_000000522043_00294_19887_9485.N1	19-DEC-2005 09:25:39	Dark	52.000	41	Eps Car	1.8600	4100.0	104	19887	No
118	GOM_NL__2PRFIN20051219_093024_000000502043_00294_19887_9486.N1	19-DEC-2005 09:30:24	Dark	49.500	2	Alp Car	-0.73600	7000.0	99	19887	No
119	GOM_NL__2PRFIN20051219_093621_000000422043_00294_19887_9487.N1	19-DEC-2005 09:36:21	Straylight	41.500	108	Alp Col	2.6520	15200.	83	19887	No
120	GOM_NL__2PRFIN20051219_094318_000000422043_00294_19887_9488.N1	19-DEC-2005 09:43:18	Straylight	42.000	165	34Gam Eri	2.9500	3200.0	84	19887	No
121	GOM_NL__2PRFIN20051219_095130_000000532043_00294_19887_9489.N1	19-DEC-2005 09:51:30	Twi_and_stray	53.000	13	87Alp Tau	0.86700	3800.0	106	19887	No
122	GOM_NL__2PRFIN20051219_095348_000000342043_00294_19887_9490.N1	19-DEC-2005 09:53:48	Bright	34.000	146	25Eta Tau	2.8730	15200.	68	19887	No
123	GOM_NL__2PRFIN20051219_095555_000000342043_00294_19887_9491.N1	19-DEC-2005 09:55:55	Bright	34.000	150	44Zet Per	2.8900	28000.	68	19887	No
124	GOM_NL__2PRFIN20051219_095811_000000342043_00294_19887_9492.N1	19-DEC-2005 09:58:11	Bright	34.000	149	45Eps Per	2.8880	30000.	68	19887	No
125	GOM_NL__2PRFIN20051219_100024_000000352043_00294_19887_9493.N1	19-DEC-2005 10:00:24	Bright	34.500	175	39Del Per	3.0100	19400.	69	19887	No
126	GOM_NL__2PRFIN20051219_100215_000000352043_00294_19887_9494.N1	19-DEC-2005 10:02:15	Bright	34.500	160	23Gam Per	2.9300	4700.0	69	19887	No
127	GOM_NL__2PRFIN20051219_101204_000000372043_00294_19887_9495.N1	19-DEC-2005 10:12:04	Bright	37.000	49	1Alp UMi	1.9900	6300.0	74	19887	No
128	GOM_NL__2PRFIN20051219_101645_000000382043_00294_19887_9496.N1	19-DEC-2005 10:16:45	Bright	38.000	60	7Bet UMi	2.0810	3950.0	76	19887	No
129	GOM_NL__2PRFIN20051219_102008_000000362043_00294_19887_9497.N1	19-DEC-2005 10:20:08	Bright	35.500	119	14Eta Dra	2.7270	4700.0	71	19887	No
130	GOM_NL__2PRFIN20051219_103016_000000342043_00294_19887_9498.N1	19-DEC-2005 10:30:16	Bright	34.000	67	5Alp CrB	2.2210	11000.	68	19887	No
131	GOM_NL__2PRFIN20051219_103549_000000342043_00294_19887_9499.N1	19-DEC-2005 10:35:49	Bright	33.500	102	24Alp Ser	2.6000	4250.0	67	19887	No
132	GOM_NL__2PRFIN20051219_104251_000000362043_00294_19887_9500.N1	19-DEC-2005 10:42:51	Bright	35.500	122	9Alp2Lib	2.7470	9700.0	71	19887	No
133	GOM_NL__2PRFIN20051219_104920_000000422043_00294_19887_9501.N1	19-DEC-2005 10:49:20	Dark	42.000	54	5The Cen	2.0550	4500.0	84	19887	No
134	GOM_NL__2PRFIN20051219_105120_000000382043_00294_19887_9502.N1	19-DEC-2005 10:51:20	Dark	37.500	78	Alp Lup	2.3040	28000.	75	19887	No
135	GOM_NL__2PRFIN20051219_105451_000000462043_00294_19887_9503.N1	19-DEC-2005 10:54:51	Dark	45.500	4	Alp1Cen	-0.010000	5800.0	91	19887	No
136	GOM_NL__2PRFIN20051219_105801_000000392043_00295_19888_9483.N1	19-DEC-2005 10:58:01	Dark	39.000	12	Alp1Cru	0.77500	30000.	78	19888	No
137	GOM_NL__2PRFIN20051219_110337_000000392043_00295_19888_9484.N1	19-DEC-2005 11:03:37	Dark	38.500	29	Bet Car	1.6720	10200.	77	19888	No
138	GOM_NL__2PRFIN20051219_110616_000000532043_00295_19888_9485.N1	19-DEC-2005 11:06:16	Dark	53.000	41	Eps Car	1.8600	4100.0	106	19888	No
139	GOM_NL__2PRFIN20051219_111101_000000462043_00295_19888_9486.N1	19-DEC-2005 11:11:01	Dark	45.500	2	Alp Car	-0.73600	7000.0	91	19888	No
140	GOM_NL__2PRFIN20051219_111657_000000402043_00295_19888_9487.N1	19-DEC-2005 11:16:57	Straylight	39.500	108	Alp Col	2.6520	15200.	79	19888	No
141	GOM_NL__2PRFIN20051219_112354_000000432043_00295_19888_9488.N1	19-DEC-2005 11:23:54	Straylight	42.500	165	34Gam Eri	2.9500	3200.0	85	19888	No
142	GOM_NL__2PRFIN20051219_113206_000000492043_00295_19888_9489.N1	19-DEC-2005 11:32:06	Twi_and_stray	49.000	13	87Alp Tau	0.86700	3800.0	98	19888	No
143	GOM_NL__2PRFIN20051219_113424_000000352043_00295_19888_9490.N1	19-DEC-2005 11:34:24	Bright	34.500	146	25Eta Tau	2.8730	15200.	69	19888	No
144	GOM_NL__2PRFIN20051219_113631_000000362043_00295_19888_9491.N1	19-DEC-2005 11:36:31	Bright	35.500	150	44Zet Per	2.8900	28000.	71	19888	No
145	GOM_NL__2PRFIN20051219_113847_000000352043_00295_19888_9492.N1	19-DEC-2005 11:38:47	Bright	35.000	149	45Eps Per	2.8880	30000.	70	19888	No
146	GOM_NL__2PRFIN20051219_114100_000000352043_00295_19888_9493.N1	19-DEC-2005 11:41:00	Bright	34.500	175	39Del Per	3.0100	19400.	69	19888	No
147	GOM_NL__2PRFIN20051219_114251_000000342043_00295_19888_9494.N1	19-DEC-2005 11:42:51	Bright	34.000	160	23Gam Per	2.9300	4700.0	68	19888	No
148	GOM_NL__2PRFIN20051219_115240_000000372043_00295_19888_9495.N1	19-DEC-2005 11:52:40	Bright	37.000	49	1Alp UMi	1.9900	6300.0	74	19888	No
149	GOM_NL__2PRFIN20051219_115721_000000382043_00295_19888_9496.N1	19-DEC-2005 11:57:21	Bright	38.000	60	7Bet UMi	2.0810	3950.0	76	19888	No
150	GOM_NL__2PRFIN20051219_120044_000000352043_00295_19888_9497.N1	19-DEC-2005 12:00:44	Bright	34.500	119	14Eta Dra	2.7270	4700.0	69	19888	No
151	GOM_NL__2PRFIN20051219_121052_000000352043_00295_19888_9498.N1	19-DEC-2005 12:10:52	Bright	35.000	67	5Alp CrB	2.2210	11000.	70	19888	No
152	GOM_NL__2PRFIN20051219_121625_000000332043_00295_19888_9499.N1	19-DEC-2005 12:16:25	Bright	33.000	102	24Alp Ser	2.6000	4250.0	66	19888	No
153	GOM_NL__2PRFIN20051219_122327_000000532043_00295_19888_9500.N1	19-DEC-2005 12:23:27	Bright	53.000	122	9Alp2Lib	2.7470	9700.0	106	19888	No
154	GOM_NL__2PRFIN20051219_122957_000000452043_00295_19888_9501.N1	19-DEC-2005 12:29:57	Dark	44.500	54	5The Cen	2.0550	4500.0	89	19888	No
155	GOM_NL__2PRFIN20051219_123156_000000392043_00295_19888_9502.N1	19-DEC-2005 12:31:56	Dark	39.000	78	Alp Lup	2.3040	28000.	78	19888	No
156	GOM_NL__2PRFIN20051219_123527_000000522043_00295_19888_9503.N1	19-DEC-2005 12:35:27	Dark	52.000	4	Alp1Cen	-0.010000	5800.0	104	19888	No
157	GOM_NL__2PRFIN20051219_123837_000000392043_00296_19889_9483.N1	19-DEC-2005 12:38:37	Dark	38.500	12	Alp1Cru	0.77500	30000.	77	19889	No
158	GOM_NL__2PRFIN20051219_124413_000000392043_00296_19889_9484.N1	19-DEC-2005 12:44:13	Dark	39.000	29	Bet Car	1.6720	10200.	78	19889	No
159	GOM_NL__2PRFIN20051219_124652_000000452043_00296_19889_9485.N1	19-DEC-2005 12:46:52	Dark	44.500	41	Eps Car	1.8600	4100.0	89	19889	No
160	GOM_NL__2PRFIN20051219_125137_000000522043_00296_19889_9486.N1	19-DEC-2005 12:51:37	Dark	51.500	2	Alp Car	-0.73600	7000.0	103	19889	No

161	GOM_NL__2PRFIN20051219_125733_000000402043_00296_19889_9487.N1	19-DEC-2005 12:57:33	Straylight	40.000	108	Alp Col	2.6520	15200.	80	19889	No
162	GOM_NL__2PRFIN20051219_130430_000000422043_00296_19889_9488.N1	19-DEC-2005 13:04:30	Straylight	42.000	165	34Gam Eri	2.9500	3200.0	84	19889	No
163	GOM_NL__2PRFIN20051219_131242_000000512043_00296_19889_9489.N1	19-DEC-2005 13:12:42	Tw_i_and_stray	50.500	13	87Alp Tau	0.86700	3800.0	101	19889	No
164	GOM_NL__2PRFIN20051219_131500_000000352043_00296_19889_9490.N1	19-DEC-2005 13:15:00	Bright	35.000	146	25Eta Tau	2.8730	15200.	70	19889	No
165	GOM_NL__2PRFIN20051219_131707_000000362043_00296_19889_9491.N1	19-DEC-2005 13:17:07	Bright	35.500	150	44Zet Per	2.8900	28000.	71	19889	No
166	GOM_NL__2PRFIN20051219_131923_000000362043_00296_19889_9492.N1	19-DEC-2005 13:19:23	Bright	35.500	149	45Eps Per	2.8880	30000.	71	19889	No
167	GOM_NL__2PRFIN20051219_132136_000000352043_00296_19889_9493.N1	19-DEC-2005 13:21:36	Bright	34.500	175	39Del Per	3.0100	19400.	69	19889	No
168	GOM_NL__2PRFIN20051219_132327_000000362043_00296_19889_9494.N1	19-DEC-2005 13:23:27	Bright	35.500	160	23Gam Per	2.9300	4700.0	71	19889	No
169	GOM_NL__2PRFIN20051219_133316_000000332043_00296_19889_9495.N1	19-DEC-2005 13:33:16	Bright	33.000	49	1Alp UMi	1.9900	6300.0	66	19889	No
170	GOM_NL__2PRFIN20051219_133757_000000332043_00296_19889_9496.N1	19-DEC-2005 13:37:57	Bright	33.000	60	7Bet UMi	2.0810	3950.0	66	19889	No
171	GOM_NL__2PRFIN20051219_134120_000000322043_00296_19889_9497.N1	19-DEC-2005 13:41:20	Bright	31.500	119	14Eta Dra	2.7270	4700.0	63	19889	No
172	GOM_NL__2PRFIN20051219_135128_000000342043_00296_19889_9498.N1	19-DEC-2005 13:51:28	Bright	33.500	67	5Alp CrB	2.2210	11000.	67	19889	No
173	GOM_NL__2PRFIN20051219_135701_000000332043_00296_19889_9499.N1	19-DEC-2005 13:57:01	Bright	33.000	102	24Alp Ser	2.6000	4250.0	66	19889	No
174	GOM_NL__2PRFIN20051219_140403_000000532043_00296_19889_9500.N1	19-DEC-2005 14:04:03	Bright	53.000	122	9Alp2Lib	2.7470	9700.0	106	19889	No
175	GOM_NL__2PRFIN20051219_141033_000000432043_00296_19889_9501.N1	19-DEC-2005 14:10:33	Dark	43.000	54	5The Cen	2.0550	4500.0	86	19889	No
176	GOM_NL__2PRFIN20051219_141232_000000372043_00296_19889_9502.N1	19-DEC-2005 14:12:32	Dark	36.500	78	Alp Lup	2.3040	28000.	73	19889	No
177	GOM_NL__2PRFIN20051219_141603_000000442043_00296_19889_9503.N1	19-DEC-2005 14:16:03	Dark	43.500	4	Alp1Cen	-0.010000	5800.0	87	19889	No
178	GOM_NL__2PRFIN20051219_141913_000000402043_00297_19890_9483.N1	19-DEC-2005 14:19:13	Dark	40.000	12	Alp1Cru	0.77500	30000.	80	19890	No
179	GOM_NL__2PRFIN20051219_142449_000000402043_00297_19890_9484.N1	19-DEC-2005 14:24:49	Dark	39.500	29	Bet Car	1.6720	10200.	79	19890	No
180	GOM_NL__2PRFIN20051219_142729_000000432043_00297_19890_9485.N1	19-DEC-2005 14:27:29	Dark	42.500	41	Eps Car	1.8600	4100.0	85	19890	No
181	GOM_NL__2PRFIN20051219_143213_000000492043_00297_19890_9486.N1	19-DEC-2005 14:32:13	Dark	48.500	2	Alp Car	-0.73600	7000.0	97	19890	No
182	GOM_NL__2PRFIN20051219_143810_000000402043_00297_19890_9487.N1	19-DEC-2005 14:38:10	Straylight	39.500	108	Alp Col	2.6520	15200.	79	19890	No
183	GOM_NL__2PRFIN20051219_144506_000000402043_00297_19890_9488.N1	19-DEC-2005 14:45:06	Straylight	40.000	165	34Gam Eri	2.9500	3200.0	80	19890	No
184	GOM_NL__2PRFIN20051219_145318_000000532043_00297_19890_9489.N1	19-DEC-2005 14:53:18	Tw_i_and_stray	53.000	13	87Alp Tau	0.86700	3800.0	106	19890	No
185	GOM_NL__2PRFIN20051219_145536_000000362043_00297_19890_9490.N1	19-DEC-2005 14:55:36	Bright	36.000	146	25Eta Tau	2.8730	15200.	72	19890	No
186	GOM_NL__2PRFIN20051219_145743_000000362043_00297_19890_9491.N1	19-DEC-2005 14:57:43	Bright	35.500	150	44Zet Per	2.8900	28000.	71	19890	No
187	GOM_NL__2PRFIN20051219_145958_000000342043_00297_19890_9492.N1	19-DEC-2005 14:59:58	Bright	34.000	149	45Eps Per	2.8880	30000.	68	19890	No
188	GOM_NL__2PRFIN20051219_150212_000000352043_00297_19890_9493.N1	19-DEC-2005 15:02:12	Bright	35.000	175	39Del Per	3.0100	19400.	70	19890	No
189	GOM_NL__2PRFIN20051219_150403_000000352043_00297_19890_9494.N1	19-DEC-2005 15:04:03	Bright	34.500	160	23Gam Per	2.9300	4700.0	69	19890	No
190	GOM_NL__2PRFIN20051219_151352_000000352043_00297_19890_9495.N1	19-DEC-2005 15:13:52	Bright	35.000	49	1Alp UMi	1.9900	6300.0	70	19890	No
191	GOM_NL__2PRFIN20051219_151833_000000372043_00297_19890_9496.N1	19-DEC-2005 15:18:33	Bright	37.000	60	7Bet UMi	2.0810	3950.0	74	19890	No
192	GOM_NL__2PRFIN20051219_152156_000000342043_00297_19890_9497.N1	19-DEC-2005 15:21:56	Bright	33.500	119	14Eta Dra	2.7270	4700.0	67	19890	No
193	GOM_NL__2PRFIN20051219_153204_000000352043_00297_19890_9498.N1	19-DEC-2005 15:32:04	Bright	35.000	67	5Alp CrB	2.2210	11000.	70	19890	No
194	GOM_NL__2PRFIN20051219_153737_000000332043_00297_19890_9499.N1	19-DEC-2005 15:37:37	Bright	32.500	102	24Alp Ser	2.6000	4250.0	65	19890	No
195	GOM_NL__2PRFIN20051219_154440_000000362043_00297_19890_9500.N1	19-DEC-2005 15:44:40	Bright	35.500	122	9Alp2Lib	2.7470	9700.0	71	19890	No
196	GOM_NL__2PRFIN20051219_155110_000000482043_00297_19890_9501.N1	19-DEC-2005 15:51:10	Dark	47.500	54	5The Cen	2.0550	4500.0	95	19890	No
197	GOM_NL__2PRFIN20051219_155308_000000392043_00297_19890_9502.N1	19-DEC-2005 15:53:08	Dark	39.000	78	Alp Lup	2.3040	28000.	78	19890	No
198	GOM_NL__2PRFIN20051219_155639_000000522043_00297_19890_9503.N1	19-DEC-2005 15:56:39	Dark	52.000	4	Alp1Cen	-0.010000	5800.0	104	19890	No
199	GOM_NL__2PRFIN20051219_155950_000000452043_00298_19891_9483.N1	19-DEC-2005 15:59:50	Dark	45.000	12	Alp1Cru	0.77500	30000.	90	19891	No
200	GOM_NL__2PRFIN20051219_160526_000000372043_00298_19891_9484.N1	19-DEC-2005 16:05:26	Dark	37.000	29	Bet Car	1.6720	10200.	74	19891	No
201	GOM_NL__2PRFIN20051219_160805_000000502043_00298_19891_9485.N1	19-DEC-2005 16:08:05	Dark	50.000	41	Eps Car	1.8600	4100.0	100	19891	No
202	GOM_NL__2PRFIN20051219_161249_000000482043_00298_19891_9486.N1	19-DEC-2005 16:12:49	Dark	47.500	2	Alp Car	-0.73600	7000.0	95	19891	No
203	GOM_NL__2PRFIN20051219_161846_000000392043_00298_19891_9487.N1	19-DEC-2005 16:18:46	Straylight	39.000	108	Alp Col	2.6520	15200.	78	19891	No
204	GOM_NL__2PRFIN20051219_162542_000000402043_00298_19891_9488.N1	19-DEC-2005 16:25:42	Straylight	40.000	165	34Gam Eri	2.9500	3200.0	80	19891	No
205	GOM_NL__2PRFIN20051219_163354_000000532043_00298_19891_9489.N1	19-DEC-2005 16:33:54	Tw_i_and_stray	53.000	13	87Alp Tau	0.86700	3800.0	106	19891	No
206	GOM_NL__2PRFIN20051219_163612_000000362043_00298_19891_9490.N1	19-DEC-2005 16:36:12	Bright	35.500	146	25Eta Tau	2.8730	15200.	71	19891	No
207	GOM_NL__2PRFIN20051219_163819_000000362043_00298_19891_9491.N1	19-DEC-2005 16:38:19	Bright	36.000	150	44Zet Per	2.8900	28000.	72	19891	No
208	GOM_NL__2PRFIN20051219_164035_000000352043_00298_19891_9492.N1	19-DEC-2005 16:40:35	Bright	34.500	149	45Eps Per	2.8880	30000.	69	19891	No
209	GOM_NL__2PRFIN20051219_164248_000000352043_00298_19891_9493.N1	19-DEC-2005 16:42:48	Bright	35.000	175	39Del Per	3.0100	19400.	70	19891	No
210	GOM_NL__2PRFIN20051219_164439_000000342043_00298_19891_9494.N1	19-DEC-2005 16:44:39	Bright	34.000	160	23Gam Per	2.9300	4700.0	68	19891	No
211	GOM_NL__2PRFIN20051219_165428_000000362043_00298_19891_9495.N1	19-DEC-2005 16:54:28	Bright	36.000	49	1Alp UMi	1.9900	6300.0	72	19891	No
212	GOM_NL__2PRFIN20051219_165908_000000372043_00298_19891_9496.N1	19-DEC-2005 16:59:08	Bright	37.000	60	7Bet UMi	2.0810	3950.0	74	19891	No
213	GOM_NL__2PRFIN20051219_170232_000000352043_00298_19891_9497.N1	19-DEC-2005 17:02:32	Bright	34.500	119	14Eta Dra	2.7270	4700.0	69	19891	No
214	GOM_NL__2PRFIN20051219_171240_000000352043_00298_19891_9498.N1	19-DEC-2005 17:12:40	Bright	35.000	67	5Alp CrB	2.2210	11000.	70	19891	No
215	GOM_NL__2PRFIN20051219_171813_000000332043_00298_19891_9499.N1	19-DEC-2005 17:18:13	Bright	33.000	102	24Alp Ser	2.6000	4250.0	66	19891	No
216	GOM_NL__2PRFIN20051219_172516_000000382043_00298_19891_9500.N1	19-DEC-2005 17:25:16	Bright	37.500	122	9Alp2Lib	2.7470	9700.0	75	19891	No
217	GOM_NL__2PRFIN20051219_173146_000000452043_00298_19891_9501.N1	19-DEC-2005 17:31:46	Dark	45.000	54	5The Cen	2.0550	4500.0	90	19891	No
218	GOM_NL__2PRFIN20051219_173345_000000382043_00298_19891_9502.N1	19-DEC-2005 17:33:45	Dark	38.000	78	Alp Lup	2.3040	28000.	76	19891	No
219	GOM_NL__2PRFIN20051219_173716_000000522043_00298_19891_9503.N1	19-DEC-2005 17:37:16	Dark	52.000	4	Alp1Cen	-0.010000	5800.0	104	19891	No

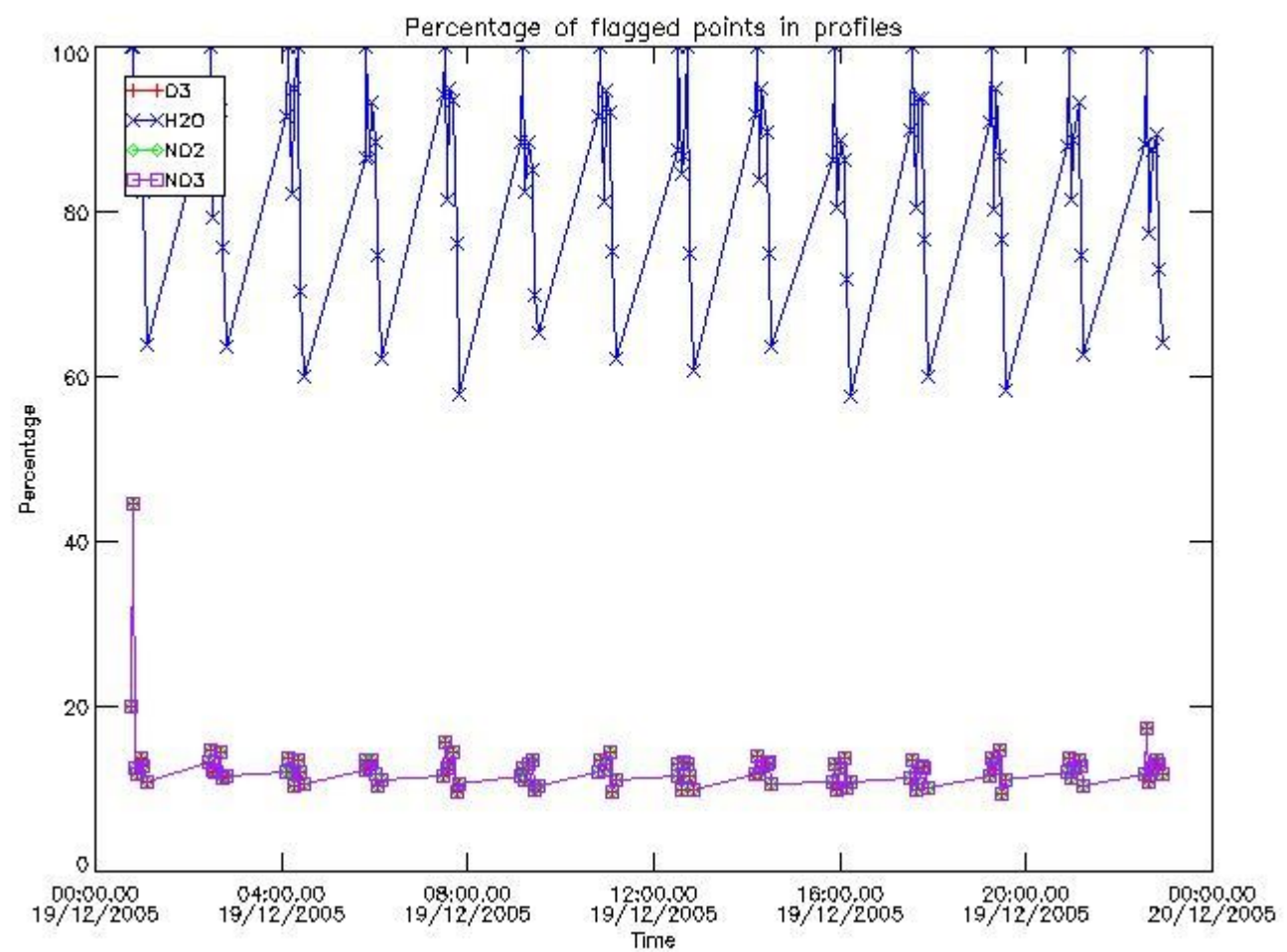
220	GOM_NL__2PRFIN20051219_174026_000000492043_00299_19892_9503.N1	19-DEC-2005 17:40:26	Dark	48.500	12	Alp1Cru	0.77500	30000.	97	19892	No
221	GOM_NL__2PRFIN20051219_174602_000000402043_00299_19892_9504.N1	19-DEC-2005 17:46:02	Dark	40.000	29	Bet Car	1.6720	10200.	80	19892	No
222	GOM_NL__2PRFIN20051219_174842_000000412043_00299_19892_9505.N1	19-DEC-2005 17:48:42	Dark	41.000	41	Eps Car	1.8600	4100.0	82	19892	No
223	GOM_NL__2PRFIN20051219_175326_000000512043_00299_19892_9506.N1	19-DEC-2005 17:53:26	Dark	50.500	2	Alp Car	-0.73600	7000.0	101	19892	No
224	GOM_NL__2PRFIN20051219_175922_000000382043_00299_19892_9507.N1	19-DEC-2005 17:59:22	Straylight	37.500	108	Alp Col	2.6520	15200.	75	19892	No
225	GOM_NL__2PRFIN20051219_180618_000000432043_00299_19892_9508.N1	19-DEC-2005 18:06:18	Straylight	42.500	165	34Gam Eri	2.9500	3200.0	85	19892	No
226	GOM_NL__2PRFIN20051219_181430_000000532043_00299_19892_9509.N1	19-DEC-2005 18:14:30	Tw_i_and_stray	53.000	13	87Alp Tau	0.86700	3800.0	106	19892	No
227	GOM_NL__2PRFIN20051219_181649_000000362043_00299_19892_9510.N1	19-DEC-2005 18:16:49	Bright	36.000	146	25Eta Tau	2.8730	15200.	72	19892	No
228	GOM_NL__2PRFIN20051219_181855_000000362043_00299_19892_9511.N1	19-DEC-2005 18:18:55	Bright	35.500	150	44Zet Per	2.8900	28000.	71	19892	No
229	GOM_NL__2PRFIN20051219_182110_000000352043_00299_19892_9512.N1	19-DEC-2005 18:21:10	Bright	34.500	149	45Eps Per	2.8880	30000.	69	19892	No
230	GOM_NL__2PRFIN20051219_182324_000000342043_00299_19892_9513.N1	19-DEC-2005 18:23:24	Bright	34.000	175	39Del Per	3.0100	19400.	68	19892	No
231	GOM_NL__2PRFIN20051219_182515_000000362043_00299_19892_9514.N1	19-DEC-2005 18:25:15	Bright	35.500	160	23Gam Per	2.9300	4700.0	71	19892	No
232	GOM_NL__2PRFIN20051219_183504_000000352043_00299_19892_9515.N1	19-DEC-2005 18:35:04	Bright	35.000	49	1Alp UMi	1.9900	6300.0	70	19892	No
233	GOM_NL__2PRFIN20051219_183944_000000382043_00299_19892_9516.N1	19-DEC-2005 18:39:44	Bright	38.000	60	7Bet UMi	2.0810	3950.0	76	19892	No
234	GOM_NL__2PRFIN20051219_184308_000000332043_00299_19892_9517.N1	19-DEC-2005 18:43:08	Bright	32.500	119	14Eta Dra	2.7270	4700.0	65	19892	No
235	GOM_NL__2PRFIN20051219_185316_000000342043_00299_19892_9518.N1	19-DEC-2005 18:53:16	Bright	34.000	67	5Alp CrB	2.2210	11000.	68	19892	No
236	GOM_NL__2PRFIN20051219_185849_000000332043_00299_19892_9519.N1	19-DEC-2005 18:58:49	Bright	33.000	102	24Alp Ser	2.6000	4250.0	66	19892	No
237	GOM_NL__2PRFIN20051219_190552_000000532043_00299_19892_9520.N1	19-DEC-2005 19:05:52	Bright	53.000	122	9Alp2Lib	2.7470	9700.0	106	19892	No
238	GOM_NL__2PRFIN20051219_191223_000000452043_00299_19892_9521.N1	19-DEC-2005 19:12:23	Dark	44.500	54	5The Cen	2.0550	4500.0	89	19892	No
239	GOM_NL__2PRFIN20051219_191421_000000372043_00299_19892_9522.N1	19-DEC-2005 19:14:21	Dark	37.000	78	Alp Lup	2.3040	28000.	74	19892	No
240	GOM_NL__2PRFIN20051219_191752_000000412043_00299_19892_9523.N1	19-DEC-2005 19:17:52	Dark	41.000	4	Alp1Cen	-0.010000	5800.0	82	19892	No
241	GOM_NL__2PRFIN20051219_192103_000000402043_00300_19893_9503.N1	19-DEC-2005 19:21:03	Dark	39.500	12	Alp1Cru	0.77500	30000.	79	19893	No
242	GOM_NL__2PRFIN20051219_192638_000000382043_00300_19893_9504.N1	19-DEC-2005 19:26:38	Dark	38.000	29	Bet Car	1.6720	10200.	76	19893	No
243	GOM_NL__2PRFIN20051219_192918_000000542043_00300_19893_9505.N1	19-DEC-2005 19:29:18	Dark	54.000	41	Eps Car	1.8600	4100.0	108	19893	No
244	GOM_NL__2PRFIN20051219_193402_000000462043_00300_19893_9506.N1	19-DEC-2005 19:34:02	Dark	46.000	2	Alp Car	-0.73600	7000.0	92	19893	No
245	GOM_NL__2PRFIN20051219_193958_000000412043_00300_19893_9507.N1	19-DEC-2005 19:39:58	Straylight	40.500	108	Alp Col	2.6520	15200.	81	19893	No
246	GOM_NL__2PRFIN20051219_194654_000000412043_00300_19893_9508.N1	19-DEC-2005 19:46:54	Straylight	40.500	165	34Gam Eri	2.9500	3200.0	81	19893	No
247	GOM_NL__2PRFIN20051219_195506_000000472043_00300_19893_9509.N1	19-DEC-2005 19:55:06	Tw_i_and_stray	46.500	13	87Alp Tau	0.86700	3800.0	93	19893	No
248	GOM_NL__2PRFIN20051219_195725_000000352043_00300_19893_9510.N1	19-DEC-2005 19:57:25	Bright	34.500	146	25Eta Tau	2.8730	15200.	69	19893	No
249	GOM_NL__2PRFIN20051219_195931_000000352043_00300_19893_9511.N1	19-DEC-2005 19:59:31	Bright	34.500	150	44Zet Per	2.8900	28000.	69	19893	No
250	GOM_NL__2PRFIN20051219_200146_000000352043_00300_19893_9512.N1	19-DEC-2005 20:01:46	Bright	34.500	149	45Eps Per	2.8880	30000.	69	19893	No
251	GOM_NL__2PRFIN20051219_200400_000000352043_00300_19893_9513.N1	19-DEC-2005 20:04:00	Bright	34.500	175	39Del Per	3.0100	19400.	69	19893	No
252	GOM_NL__2PRFIN20051219_200551_000000352043_00300_19893_9514.N1	19-DEC-2005 20:05:51	Bright	35.000	160	23Gam Per	2.9300	4700.0	70	19893	No
253	GOM_NL__2PRFIN20051219_201540_000000362043_00300_19893_9515.N1	19-DEC-2005 20:15:40	Bright	36.000	49	1Alp UMi	1.9900	6300.0	72	19893	No
254	GOM_NL__2PRFIN20051219_202020_000000382043_00300_19893_9516.N1	19-DEC-2005 20:20:20	Bright	37.500	60	7Bet UMi	2.0810	3950.0	75	19893	No
255	GOM_NL__2PRFIN20051219_202344_000000352043_00300_19893_9517.N1	19-DEC-2005 20:23:44	Bright	34.500	119	14Eta Dra	2.7270	4700.0	69	19893	No
256	GOM_NL__2PRFIN20051219_203353_000000342043_00300_19893_9518.N1	19-DEC-2005 20:33:53	Bright	34.000	67	5Alp CrB	2.2210	11000.	68	19893	No
257	GOM_NL__2PRFIN20051219_203925_000000332043_00300_19893_9519.N1	19-DEC-2005 20:39:25	Bright	32.500	102	24Alp Ser	2.6000	4250.0	65	19893	No
258	GOM_NL__2PRFIN20051219_204629_000000532043_00300_19893_9520.N1	19-DEC-2005 20:46:29	Bright	53.000	122	9Alp2Lib	2.7470	9700.0	106	19893	No
259	GOM_NL__2PRFIN20051219_205259_000000422043_00300_19893_9521.N1	19-DEC-2005 20:52:59	Dark	42.000	54	5The Cen	2.0550	4500.0	84	19893	No
260	GOM_NL__2PRFIN20051219_205457_000000372043_00300_19893_9522.N1	19-DEC-2005 20:54:57	Dark	37.000	78	Alp Lup	2.3040	28000.	74	19893	No
261	GOM_NL__2PRFIN20051219_205828_000000492043_00300_19893_9523.N1	19-DEC-2005 20:58:28	Dark	49.000	4	Alp1Cen	-0.010000	5800.0	98	19893	No
262	GOM_NL__2PRFIN20051219_210139_000000412043_00301_19894_9503.N1	19-DEC-2005 21:01:39	Dark	40.500	12	Alp1Cru	0.77500	30000.	81	19894	No
263	GOM_NL__2PRFIN20051219_210715_000000382043_00301_19894_9504.N1	19-DEC-2005 21:07:15	Dark	38.000	29	Bet Car	1.6720	10200.	76	19894	No
264	GOM_NL__2PRFIN20051219_210955_000000442043_00301_19894_9505.N1	19-DEC-2005 21:09:55	Dark	44.000	41	Eps Car	1.8600	4100.0	88	19894	No
265	GOM_NL__2PRFIN20051219_211438_000000542043_00301_19894_9506.N1	19-DEC-2005 21:14:38	Dark	54.000	2	Alp Car	-0.73600	7000.0	108	19894	No
266	GOM_NL__2PRFIN20051219_212034_000000422043_00301_19894_9507.N1	19-DEC-2005 21:20:34	Straylight	42.000	108	Alp Col	2.6520	15200.	84	19894	No
267	GOM_NL__2PRFIN20051219_212730_000000442043_00301_19894_9508.N1	19-DEC-2005 21:27:30	Straylight	44.000	165	34Gam Eri	2.9500	3200.0	88	19894	No
268	GOM_NL__2PRFIN20051219_213542_000000512043_00301_19894_9509.N1	19-DEC-2005 21:35:42	Tw_i_and_stray	50.500	13	87Alp Tau	0.86700	3800.0	101	19894	No
269	GOM_NL__2PRFIN20051219_213801_000000352043_00301_19894_9510.N1	19-DEC-2005 21:38:01	Bright	35.000	146	25Eta Tau	2.8730	15200.	70	19894	No
270	GOM_NL__2PRFIN20051219_214007_000000352043_00301_19894_9511.N1	19-DEC-2005 21:40:07	Bright	35.000	150	44Zet Per	2.8900	28000.	70	19894	No
271	GOM_NL__2PRFIN20051219_214222_000000352043_00301_19894_9512.N1	19-DEC-2005 21:42:22	Bright	34.500	149	45Eps Per	2.8880	30000.	69	19894	No
272	GOM_NL__2PRFIN20051219_214436_000000442043_00301_19894_9513.N1	19-DEC-2005 21:44:36	Bright	43.500	175	39Del Per	3.0100	19400.	87	19894	No
273	GOM_NL__2PRFIN20051219_214627_000000352043_00301_19894_9514.N1	19-DEC-2005 21:46:27	Bright	34.500	160	23Gam Per	2.9300	4700.0	69	19894	No
274	GOM_NL__2PRFIN20051219_215615_000000362043_00301_19894_9515.N1	19-DEC-2005 21:56:15	Bright	35.500	49	1Alp UMi	1.9900	6300.0	71	19894	No
275	GOM_NL__2PRFIN20051219_220056_000000382043_00301_19894_9516.N1	19-DEC-2005 22:00:56	Bright	37.500	60	7Bet UMi	2.0810	3950.0	75	19894	No
276	GOM_NL__2PRFIN20051219_220420_000000362043_00301_19894_9517.N1	19-DEC-2005 22:04:20	Bright	35.500	119	14Eta Dra	2.7270	4700.0	71	19894	No
277	GOM_NL__2PRFIN20051219_221429_000000342043_00301_19894_9518.N1	19-DEC-2005 22:14:29	Bright	33.500	67	5Alp CrB	2.2210	11000.	67	19894	No
278	GOM_NL__2PRFIN20051219_222001_000000332043_00301_19894_9519.N1	19-DEC-2005 22:20:01	Bright	32.500	102	24Alp Ser	2.6000	4250.0	65	19894	No

279	GOM_NL__2PRFIN20051219_222705_000000372043_00301_19894_9520.N1	19-DEC-2005 22:27:05	Bright	37.000	122	9Alp2Lib	2.7470	9700.0	74	19894	No
280	GOM_NL__2PRFIN20051219_223335_000000432043_00301_19894_9521.N1	19-DEC-2005 22:33:35	Dark	43.000	54	5The Cen	2.0550	4500.0	86	19894	No
281	GOM_NL__2PRFIN20051219_223533_000000382043_00301_19894_9522.N1	19-DEC-2005 22:35:33	Dark	38.000	78	Alp Lup	2.3040	28000.	76	19894	No
282	GOM_NL__2PRFIN20051219_223904_000000472043_00301_19894_9523.N1	19-DEC-2005 22:39:04	Dark	47.000	4	Alp1Cen	-0.010000	5800.0	94	19894	No
283	GOM_NL__2PRFIN20051219_224215_000000412043_00302_19895_9503.N1	19-DEC-2005 22:42:15	Dark	40.500	12	Alp1Cru	0.77500	30000.	81	19895	No
284	GOM_NL__2PRFIN20051219_224751_000000382043_00302_19895_9504.N1	19-DEC-2005 22:47:51	Dark	38.000	29	Bet Car	1.6720	10200.	76	19895	No
285	GOM_NL__2PRFIN20051219_225031_000000432043_00302_19895_9505.N1	19-DEC-2005 22:50:31	Dark	43.000	41	Eps Car	1.8600	4100.0	86	19895	No
286	GOM_NL__2PRFIN20051219_225514_000000442043_00302_19895_9506.N1	19-DEC-2005 22:55:14	Dark	43.500	2	Alp Car	-0.73600	7000.0	87	19895	No
287	GOM_NL__2PRFIN20051219_230111_000000402043_00302_19895_9507.N1	19-DEC-2005 23:01:11	Straylight	40.000	108	Alp Col	2.6520	15200.	80	19895	No
288	GOM_NL__2PRFIN20051219_230806_000000412043_00302_19895_9508.N1	19-DEC-2005 23:08:06	Straylight	40.500	165	34Gam Eri	2.9500	3200.0	81	19895	No
289	GOM_NL__2PRFIN20051219_231617_000000532043_00302_19895_9509.N1	19-DEC-2005 23:16:17	Twilight_stray	53.000	13	87Alp Tau	0.86700	3800.0	106	19895	No
290	GOM_NL__2PRFIN20051219_231837_000000362043_00302_19895_9510.N1	19-DEC-2005 23:18:37	Bright	35.500	146	25Eta Tau	2.8730	15200.	71	19895	No
291	GOM_NL__2PRFIN20051219_232043_000000352043_00302_19895_9511.N1	19-DEC-2005 23:20:43	Bright	35.000	150	44Zet Per	2.8900	28000.	70	19895	No
292	GOM_NL__2PRFIN20051219_232258_000000352043_00302_19895_9512.N1	19-DEC-2005 23:22:58	Bright	34.500	149	45Eps Per	2.8880	30000.	69	19895	No
293	GOM_NL__2PRFIN20051219_232512_000000342043_00302_19895_9513.N1	19-DEC-2005 23:25:12	Bright	34.000	175	39Del Per	3.0100	19400.	68	19895	No
294	GOM_NL__2PRFIN20051219_232703_000000352043_00302_19895_9514.N1	19-DEC-2005 23:27:03	Bright	35.000	160	23Gam Per	2.9300	4700.0	70	19895	No
295	GOM_NL__2PRFIN20051219_233651_000000312043_00302_19895_9515.N1	19-DEC-2005 23:36:51	Bright	31.000	49	1Alp UMi	1.9900	6300.0	62	19895	No
296	GOM_NL__2PRFIN20051219_234132_000000372043_00302_19895_9516.N1	19-DEC-2005 23:41:32	Bright	37.000	60	7Bet UMi	2.0810	3950.0	74	19895	No
297	GOM_NL__2PRFIN20051219_234456_000000362043_00302_19895_9517.N1	19-DEC-2005 23:44:56	Bright	35.500	119	14Eta Dra	2.7270	4700.0	71	19895	No
298	GOM_NL__2PRFIN20051219_235505_000000352043_00302_19895_9518.N1	19-DEC-2005 23:55:05	Bright	34.500	67	5Alp CrB	2.2210	11000.	69	19895	No

3. Quality information per product

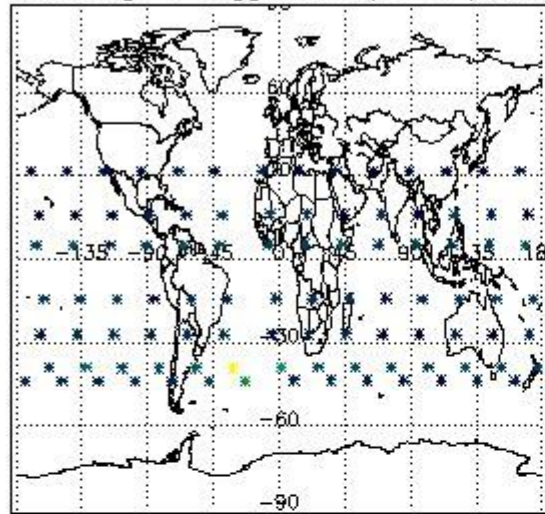
In this section it is plotted some information contained in the Quality Summary data set of the level 2 products. Only products in dark limb conditions and without errors (error flag in the MPH set to "0") are used.

3.1 Plot quality information per product (time dependant)

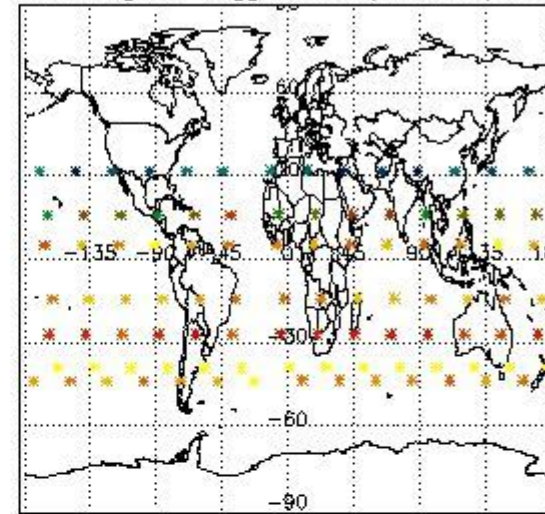


3.2 Plot quality information per product (world map)

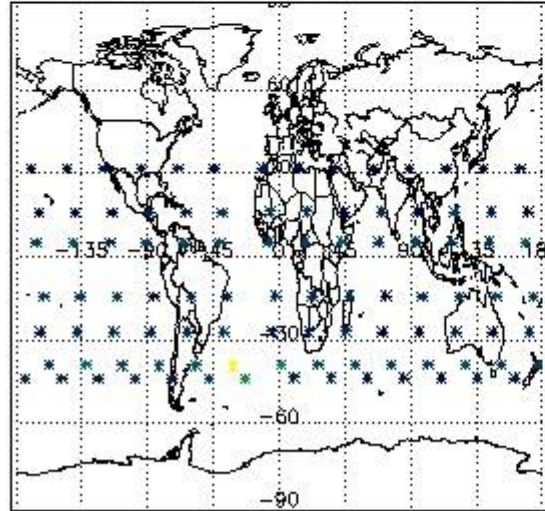
Percentage of flagged data per O3 profile



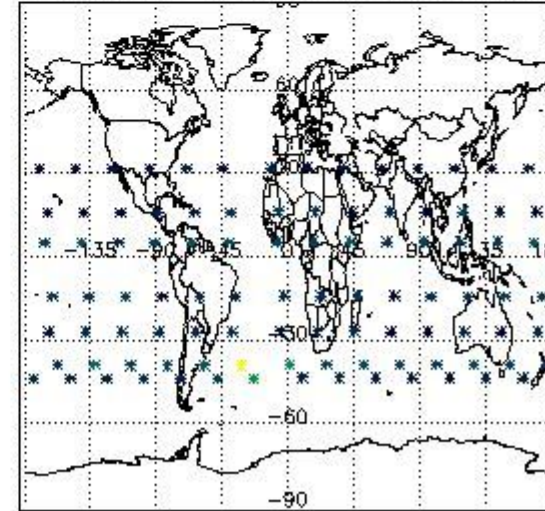
Percentage of flagged data per H2O profile



Percentage of flagged data per NO2 profile



Percentage of flagged data per NO3 profile

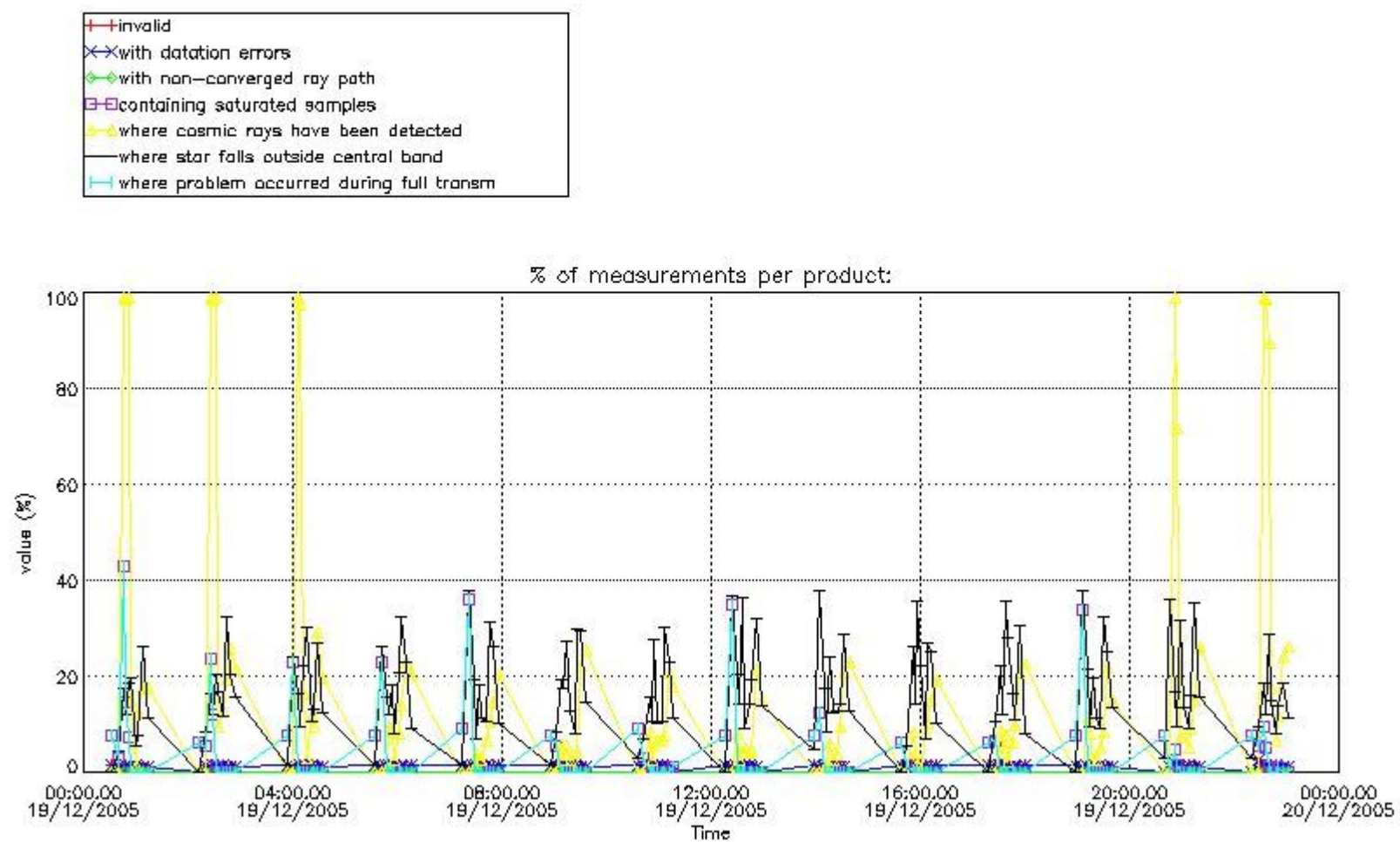


4. Level 1 quality information per product

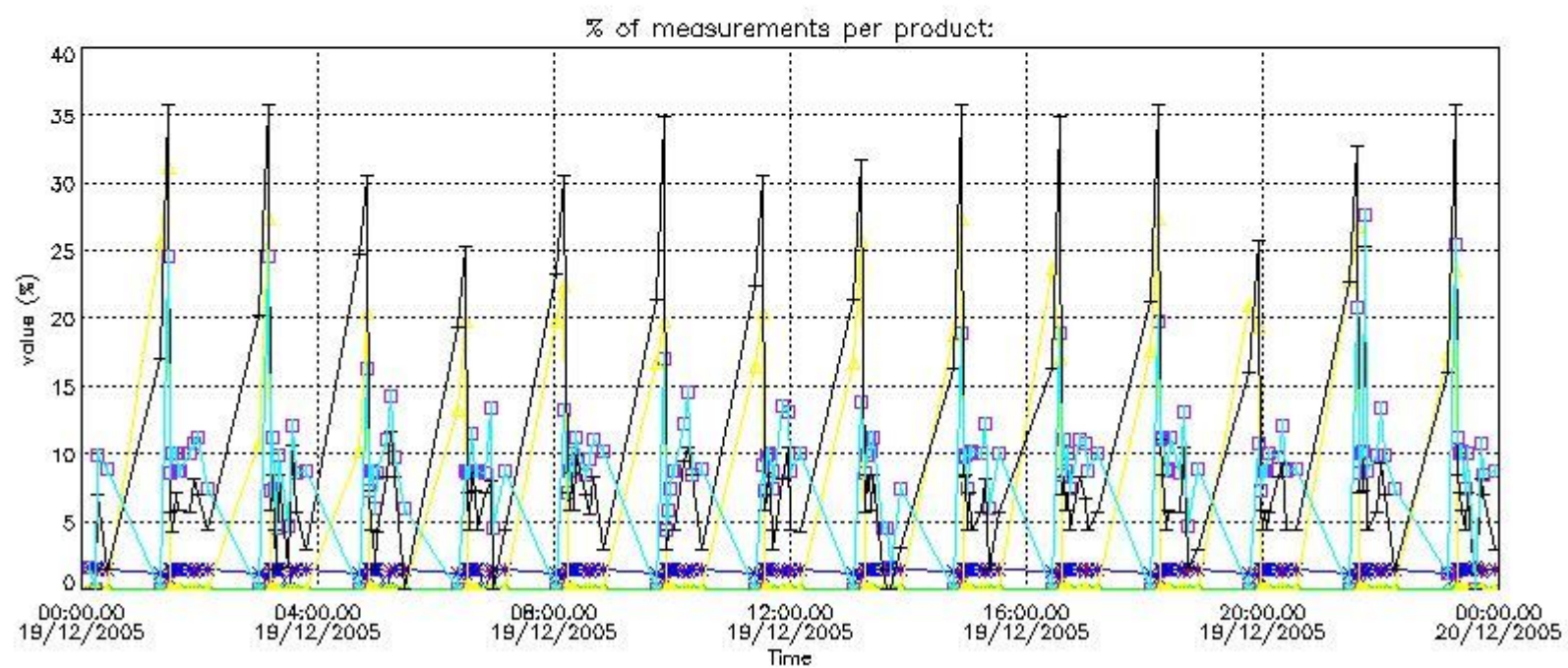
In this section it is plotted some information contained in the Quality Summary data set of the level 2 products that comes from the level 1b processing. Products without errors (error flag in the MPH set to "0") are used.

4.1 Plot quality information per product (time dependant) coming from level 1b processing

4.1.1 Plot level 1 quality information per product (time dependant): ENVISAT ASCENDING passes

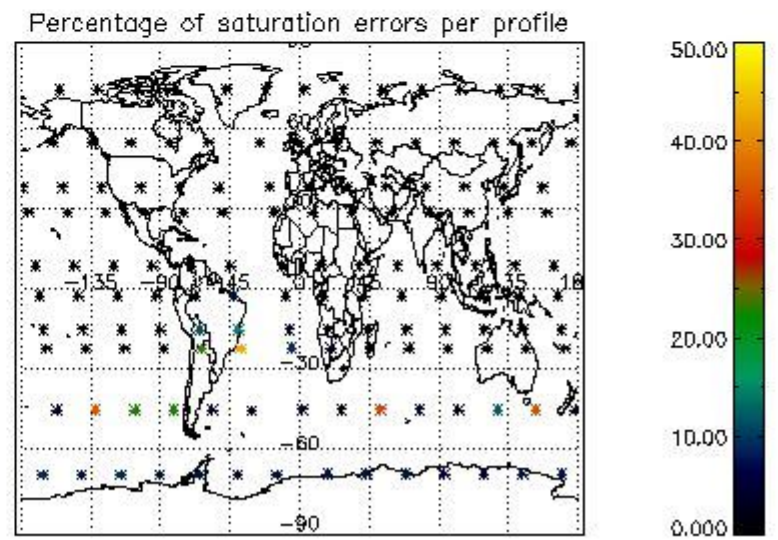
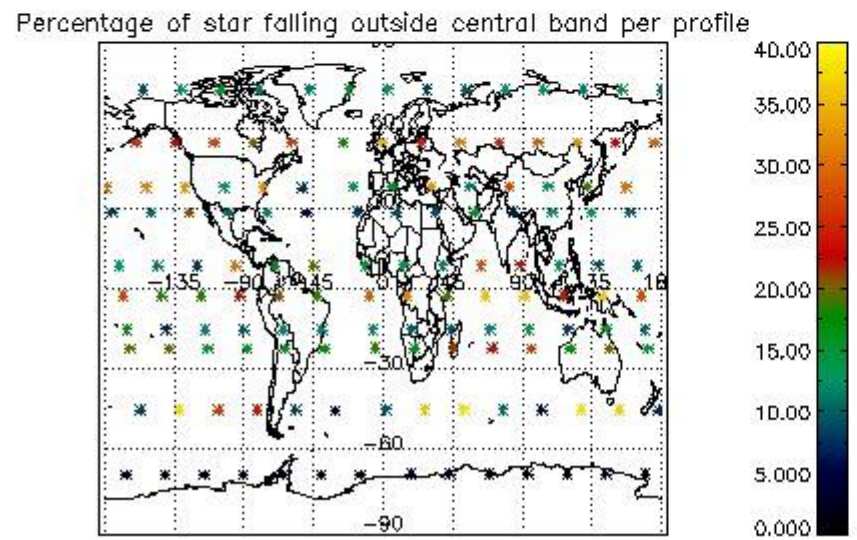
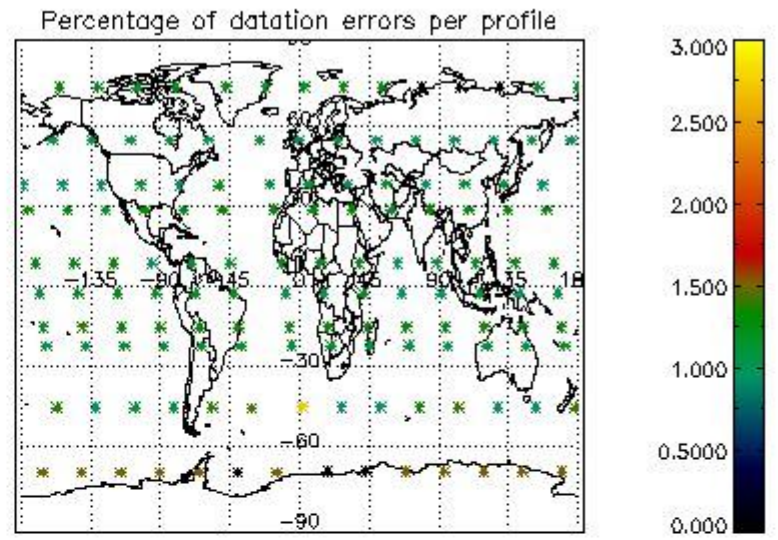
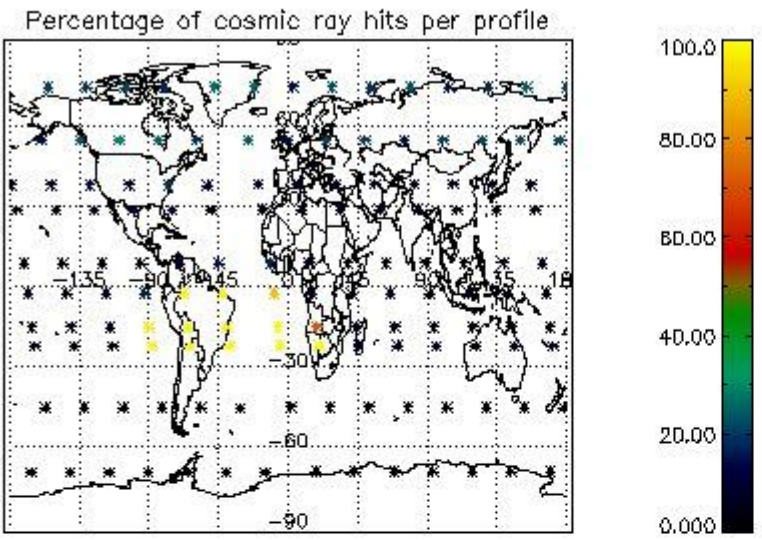


4.1.2 Plot level 1 quality information per product (time dependant): ENVI SAT DESCENDING passes

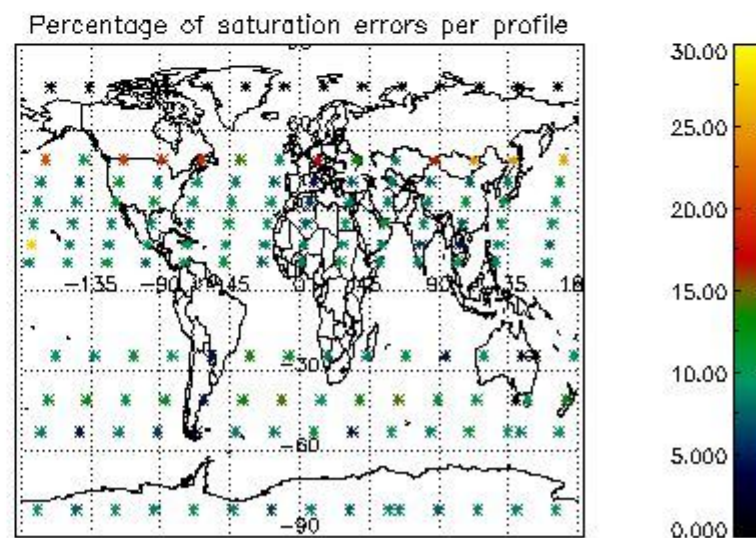
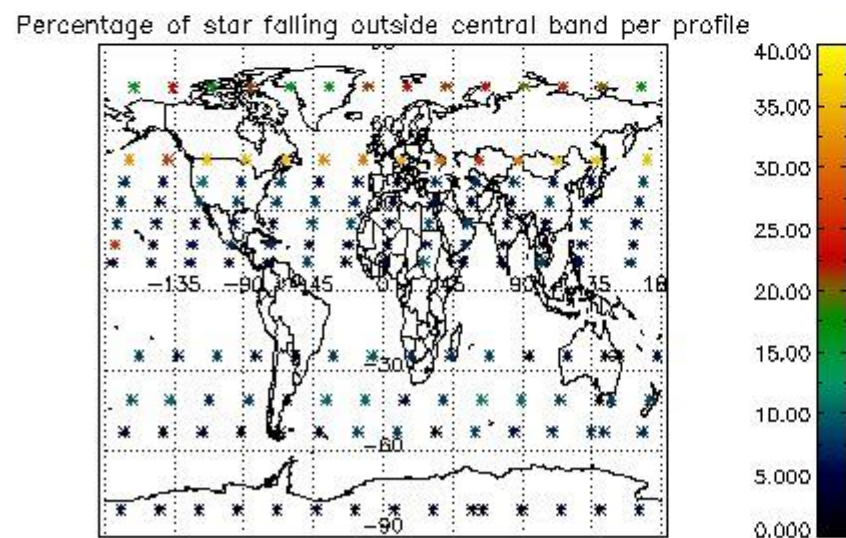
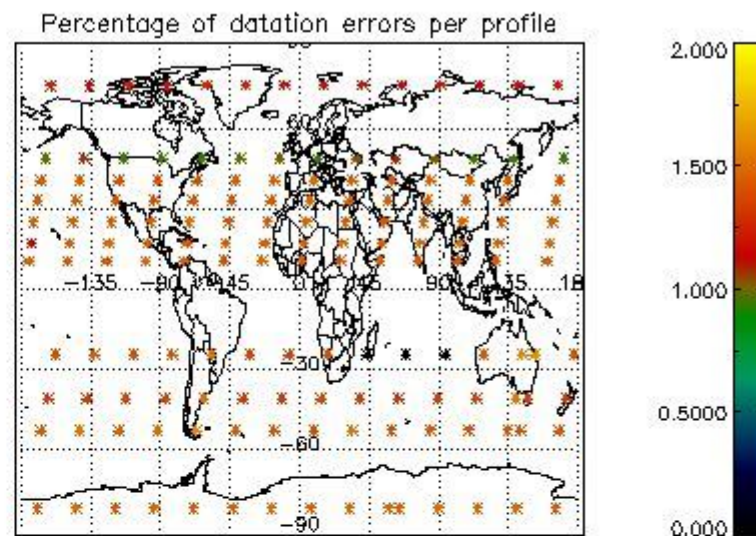
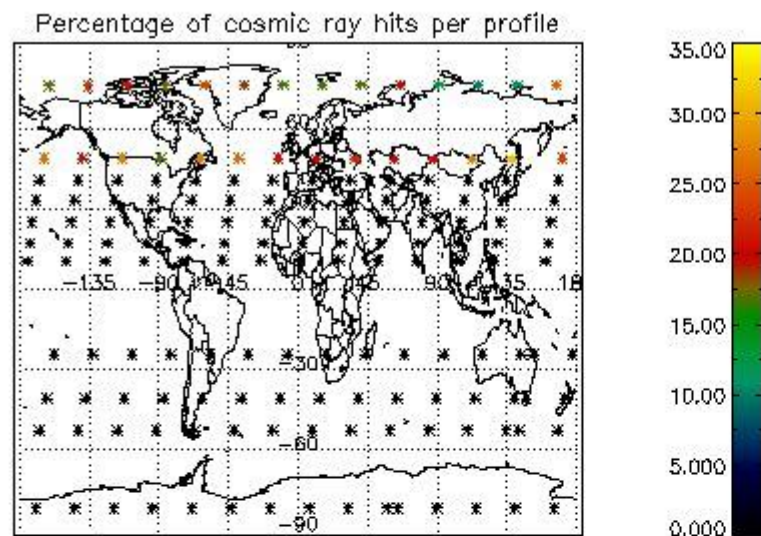


4.2 Plot quality information per product coming from level 1b processing (world map)

4.2.1 Plot level 1 quality information per product (world map): ENVISAT ASCENDING passes



4.2.2 Plot level 1 quality information per product (world map): ENVISAT DESCENDING passes



5. Trace gas profiles

5.1 Ozone statistics based on quality of products

The final quality of the products can be "measured" using the STD (Standard Deviation) attached to every point profile. This information is written to the parameter GOM_NL__2P/NL_LOCAL_SPECIES_DENSITY/o3_std of the level 2 products. The table below shows the statistics for given STD ranges.

The statistics are given with respect to the overall valid production:

- Products without fatal errors: GOM_NL__2P/MPH/PRODUCT_ERR=0
- Valid point profile: GOM_NL__2P/NL_LOCAL_SPECIES_DENSITY/pcd(0)=0

The 'Criteria' is applied to valid points of dark limb products:

- Products in dark limb illumination condition: GOM_NL__2P/NL_SUMMARY_QUALITY/obs_ill_cond=0
- Products without fatal errors: GOM_NL__2P/MPH/PRODUCT_ERR=0
- Valid point profile: GOM_NL__2P/NL_LOCAL_SPECIES_DENSITY/pcd(0)=0

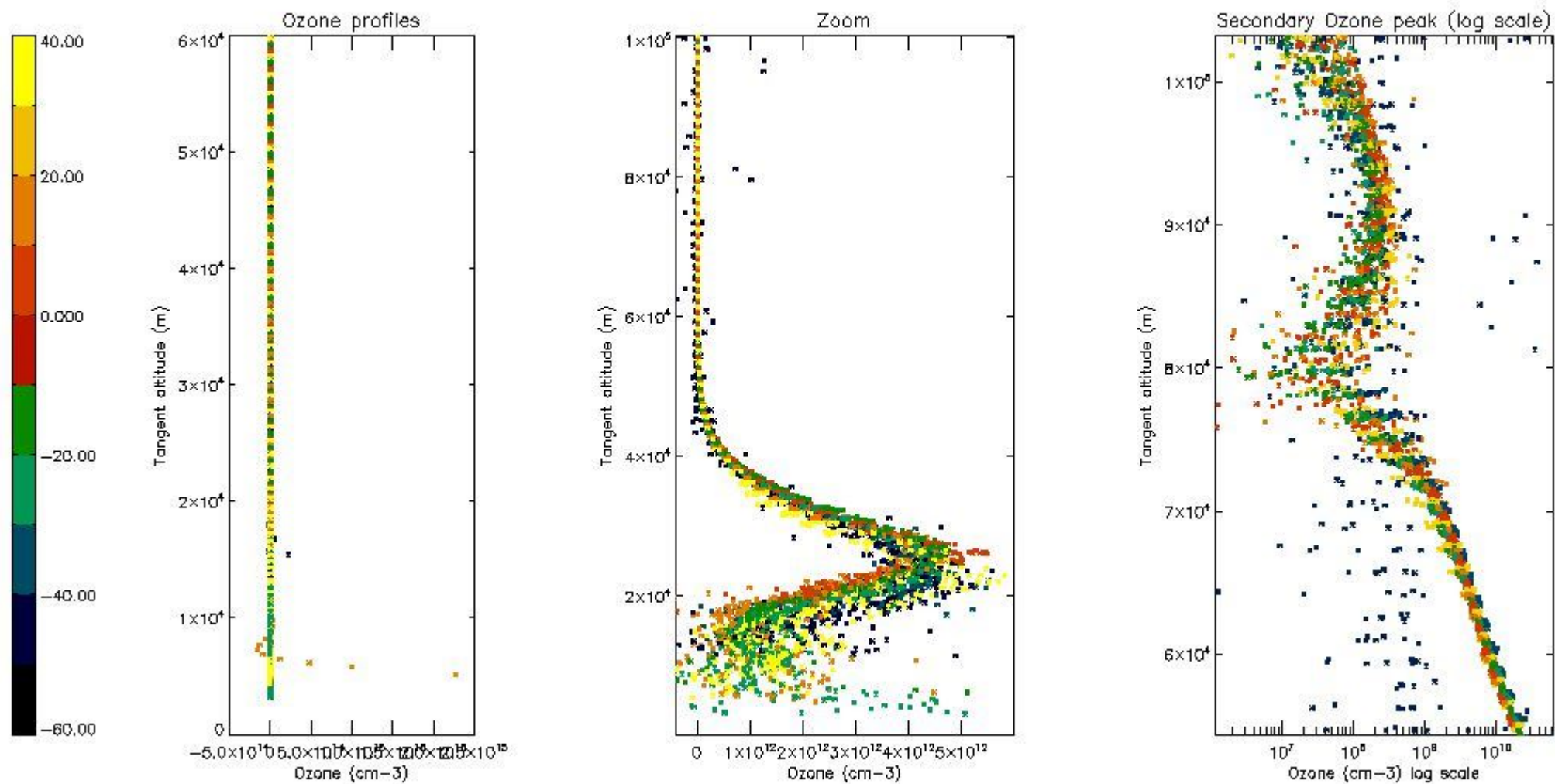
So, the table below shows the percentage of dark limb and valid observations for each criteria with respect to the overall valid daily observations.

Criteria	% of total production
All STD	37
STD < 20	22

STD < 10	18
STD < 5	12

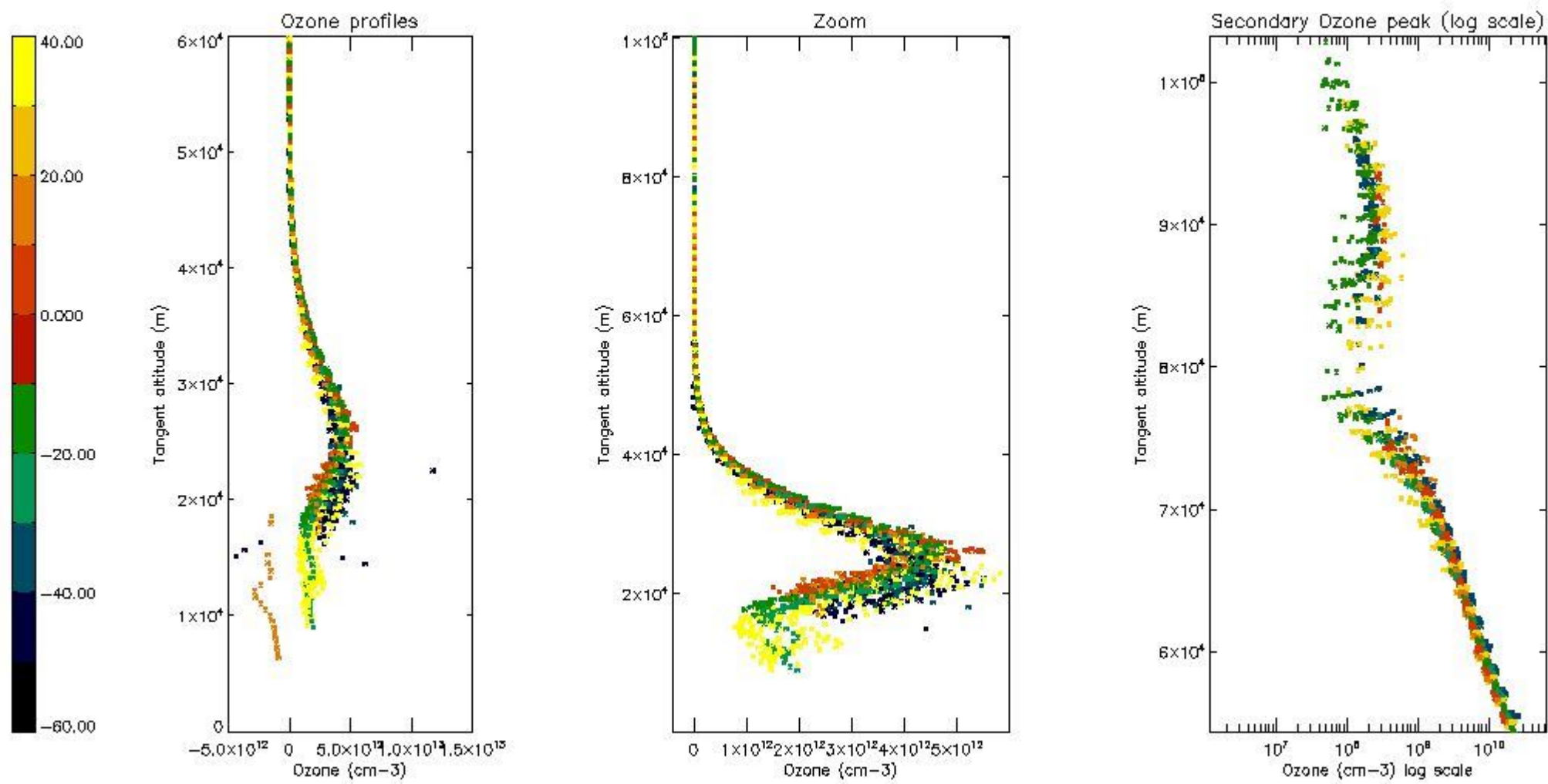
5.2 Plot ozone profiles for all STD (dark without errors)

The colorbar represents the latitude.



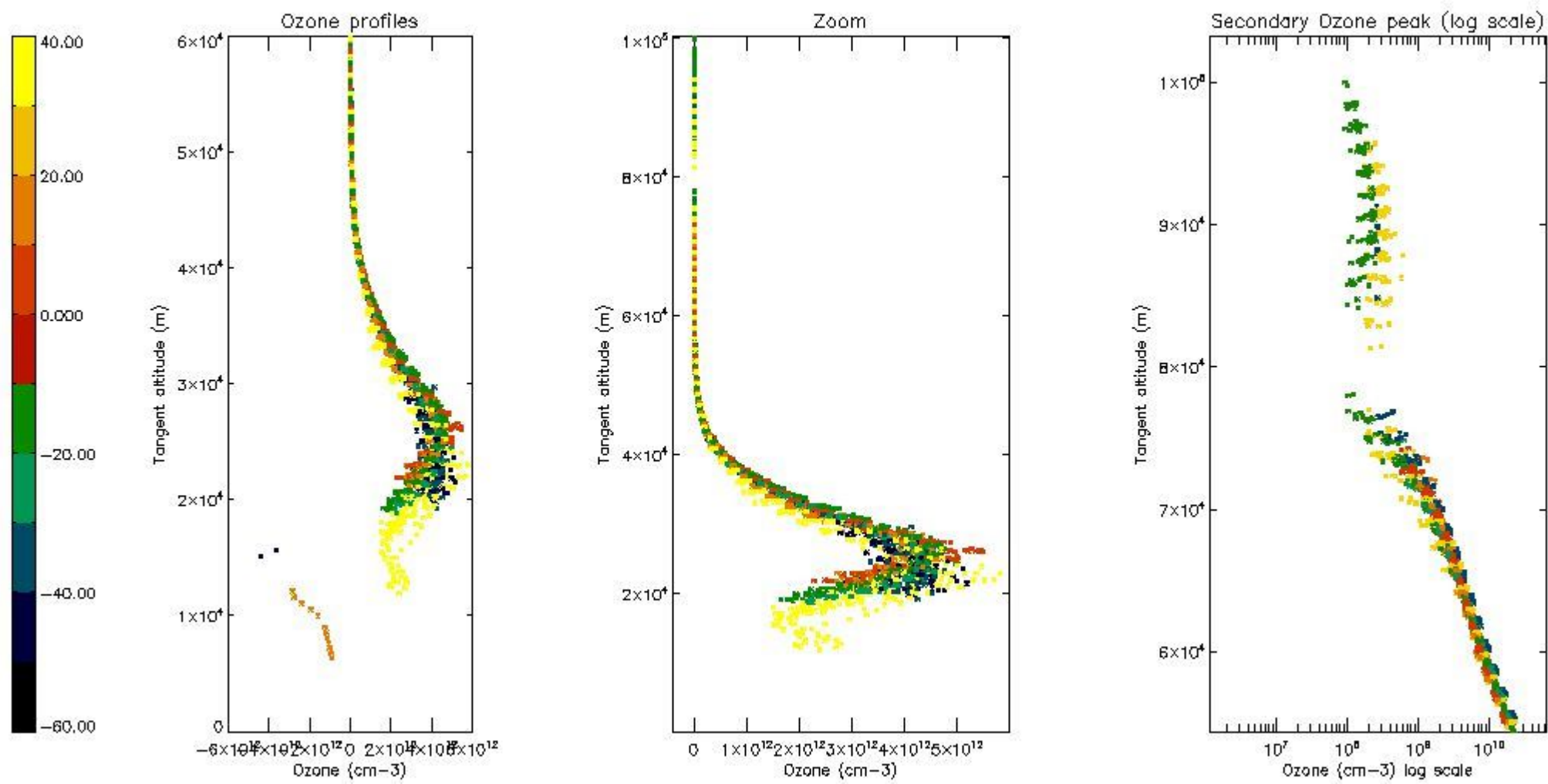
5.3 Plot ozone profiles where STD < 20% (dark without errors)

The colorbar represents the latitude.



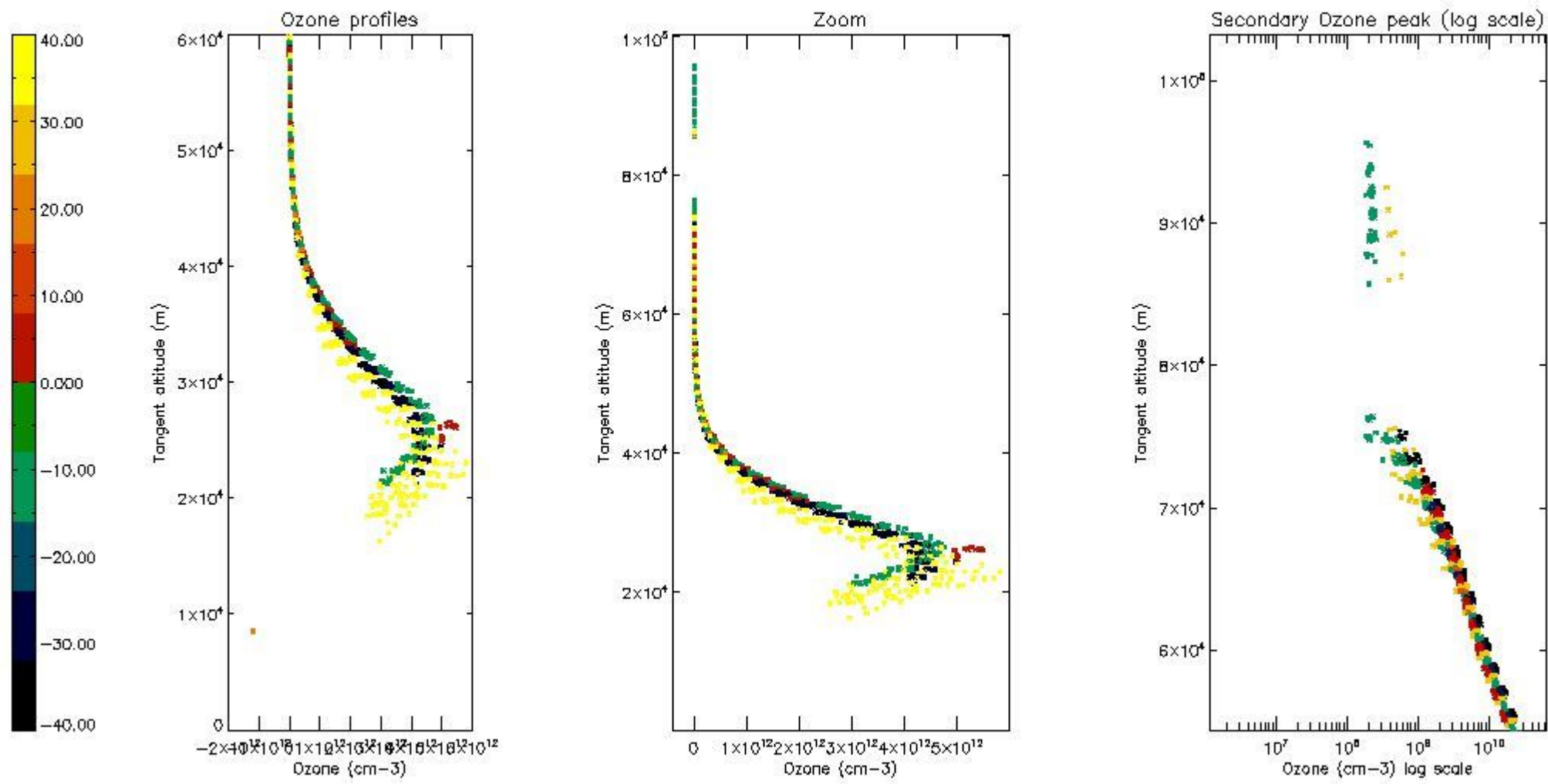
5.4 Plot ozone profiles where STD < 10% (dark without errors)

The colorbar represents the latitude.



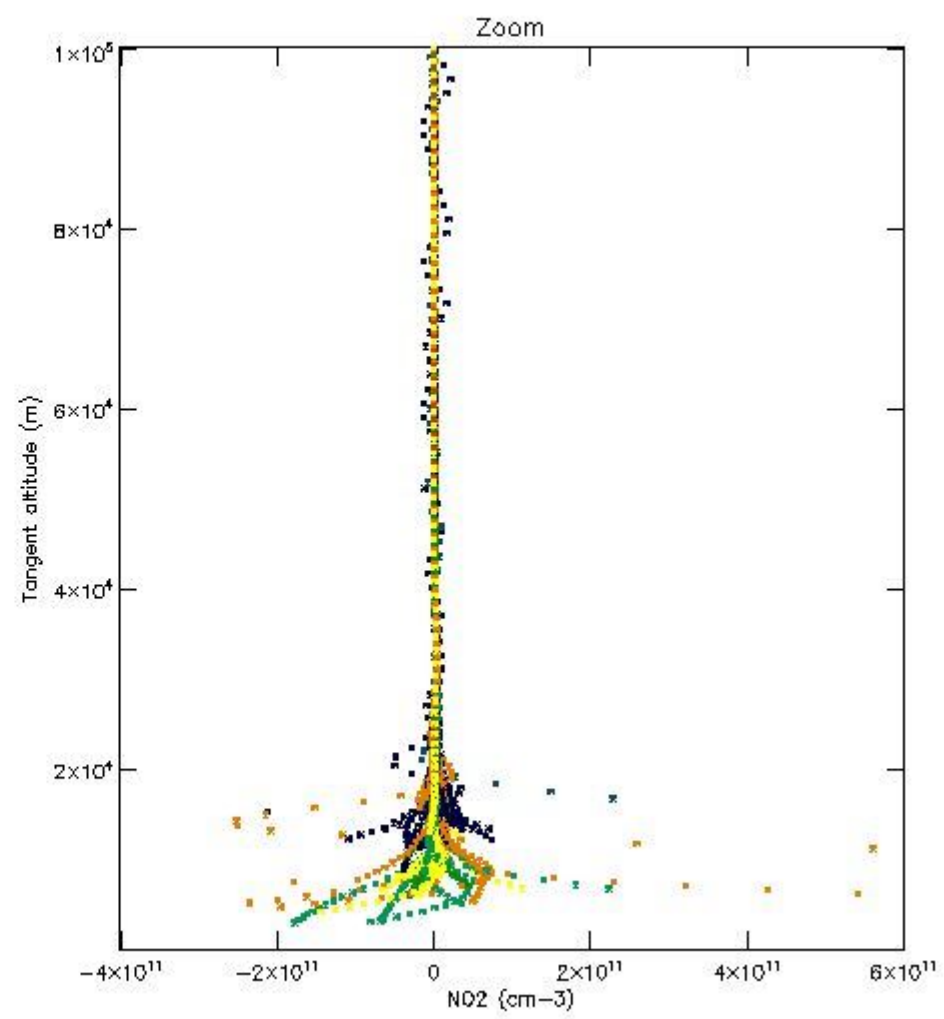
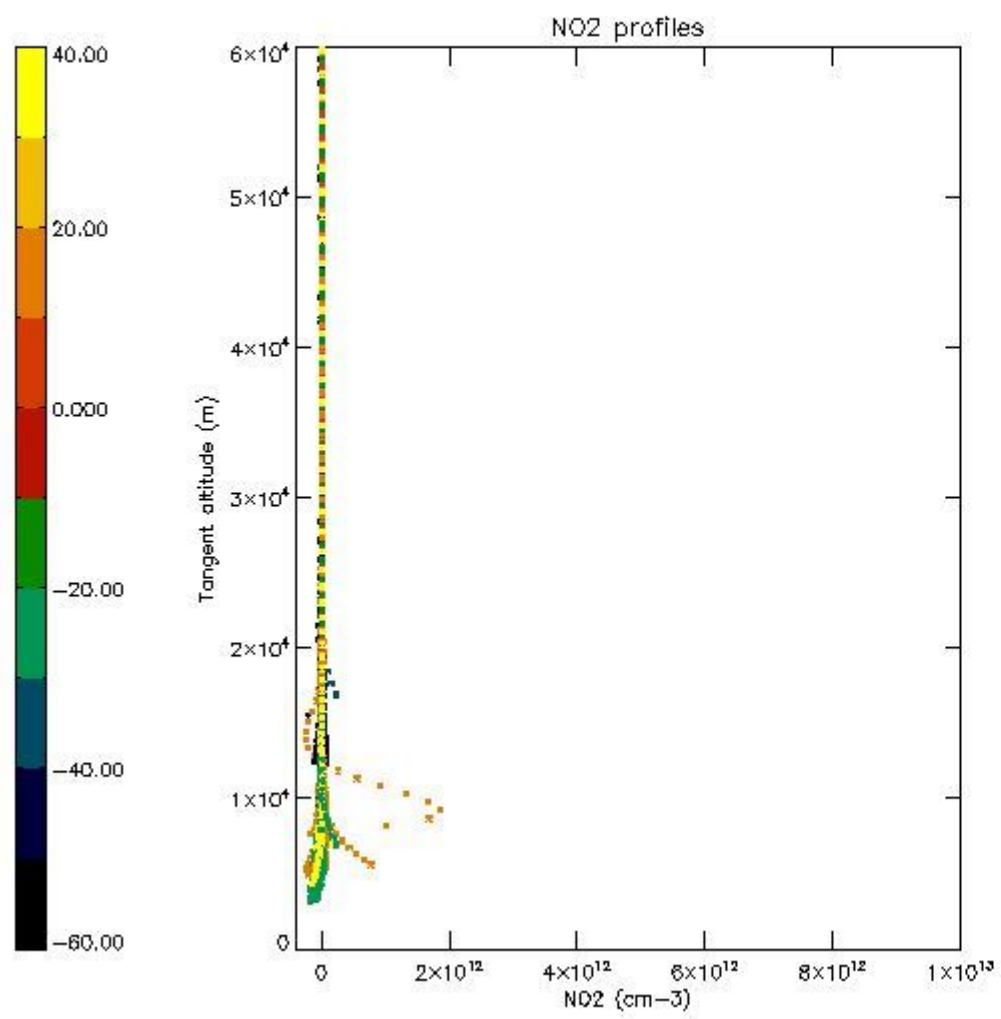
5.5 Plot ozone profiles where STD < 5% (dark without errors)

The colorbar represents the latitude.



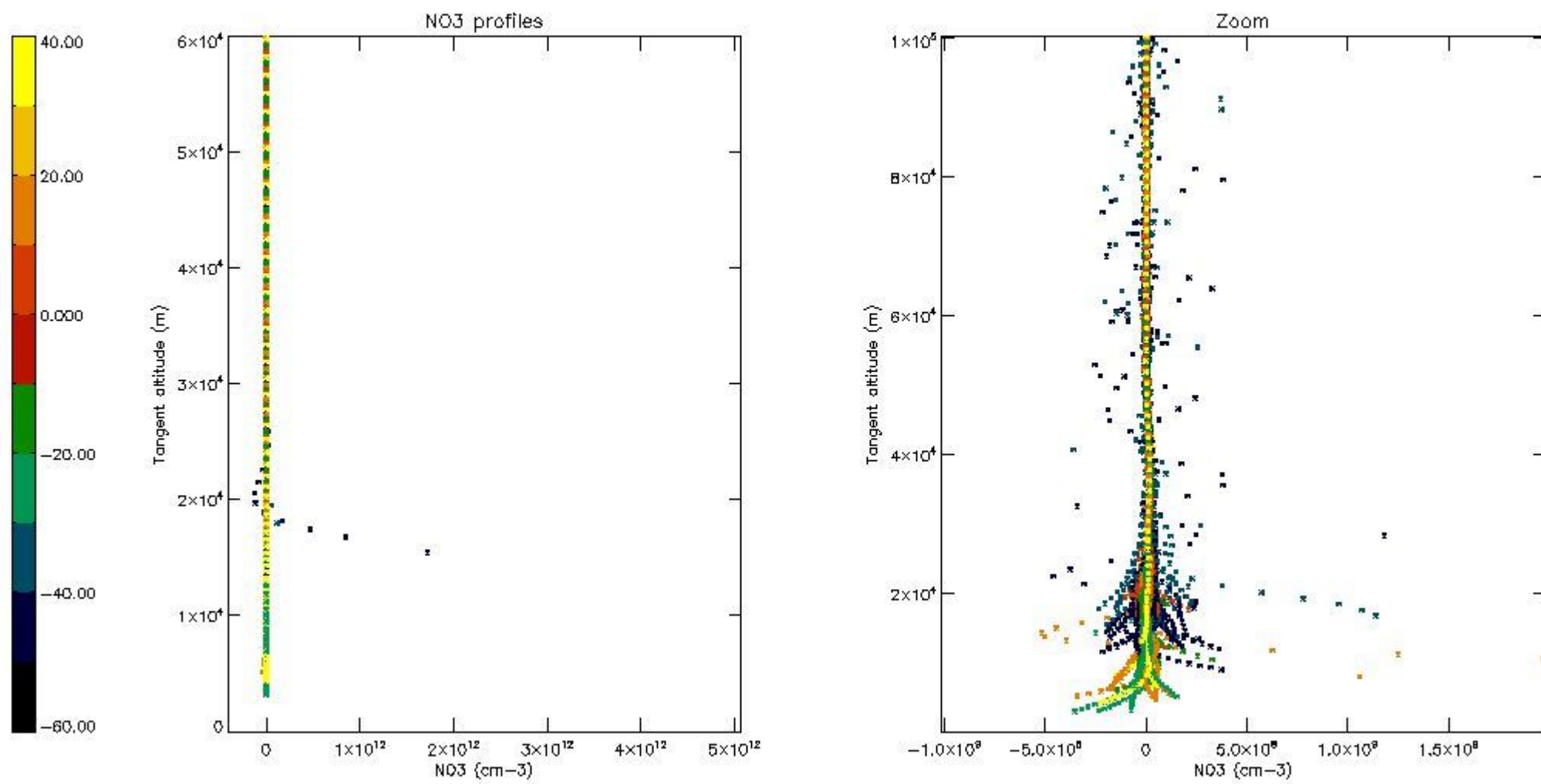
5.6 Plot NO₂ profiles for all STD (dark without errors)

The colorbar represents the latitude.



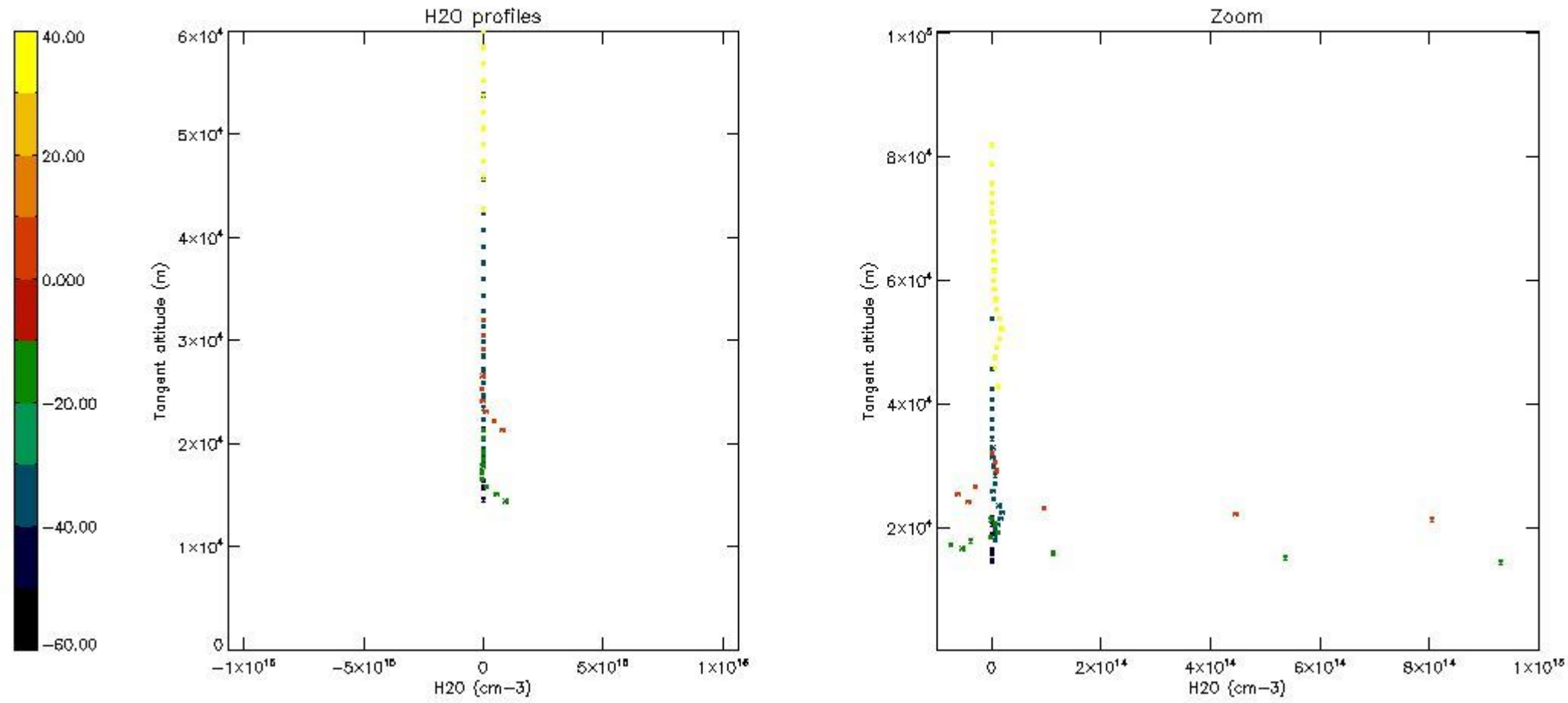
5.7 Plot NO3 profiles for all STD (dark without errors)

The colorbar represents the latitude.



5.8 Plot H2O profiles for all STD (only for occultations of stars 1,2,3,4,13,14,16,26,63 dark without errors)

The colorbar represents the latitude.



6. Auxiliary Data Files used for the production reported in section 2

The number reported in the third column indicates since which file (see list in section 2) the corresponding auxiliary file has been used. The fourth column is the date of those product files.

Type	Auxiliary Filename	Used since product	Used since product date
INST_PHYS_CHARACTERISTICS	GOM_INS_AXVIEC20091111_143220_20030716_120000_20500101_000000	1	19-DEC-2005 00:08:28
LEVEL-2_PROC_CONFIG	GOM_PR2_AXVIEC20091111_152718_20020301_000000_20500101_000000	1	19-DEC-2005 00:08:28
CROSS_SECTIONS_FILE	GOM_CRS_AXVIEC20091111_154832_20020301_000000_20500101_000000	1	19-DEC-2005 00:08:28

GOMOS Level 2 Daily Report

SUMMARY

[1. General Info](#)

[2. Summary of processed GOM_NL_2P products](#)

[3. Level 2 Quality information per product](#)

[3.1 Plot of level 2 quality information per product \(time dependant\)](#)

[3.2 Plot of level 2 quality information per product \(world map\)](#)

[4. Level 1 Quality information per product \(stored on level 2 products\)](#)

[4.1 Plot of level 1 quality information per product \(time dependant\)](#)

[4.1.1 Plot of level 1 quality information per product \(time dependant\): ASCENDING](#)

[4.1.2 Plot of level 1 quality information per product \(time dependant\): DESCENDING](#)

[4.2 Plot of level 1 quality information per product \(world map\)](#)

[4.2.1 Plot of level 1 quality information per product \(world map\): ASCENDING](#)

[4.2.2 Plot of level 1 quality information per product \(world map\): DESCENDING](#)

[5. Ozone profiles based on quality statistics and other trace gas profiles](#)

[5.1 Ozone statistics based on quality of products](#)

[5.2 Plot ozone profiles for all STD \(dark without errors\)](#)

[5.3 Plot ozone profiles where STD < 20% \(dark without errors\)](#)

[5.4. Plot ozone profiles where STD < 10% \(dark without errors\)](#)

[5.5. Plot ozone profiles where STD < 5% \(dark without errors\)](#)

[5.6 Plot NO2 profiles for all STD \(dark without errors\)](#)

[5.7 Plot NO3 profiles for all STD \(dark without errors\)](#)

[5.8 Plot H2O profiles \(only for occultations of stars 1,2,3,4,13,14,16,26,63 dark without errors\) for all STD](#)

[6. Auxiliary Data Files used for the production reported in section 2](#)

This report presents the daily analysis on parameters extracted from GOMOS level 2 data (GOM_NL__2P). It is intended to monitor some important parameters that will impact the quality of these products. A list of level 2 products (and content) that have arrived during the reporting day to the PCF is also given.

Item	Value
Time of report generation	18APR2013 13:19:10
Data source version	GOMOS/6.01
Start time of products	19-12-2005 (19DEC2005 00:00:00)
Stop time of products	20-12-2005 (20DEC2005 00:00:00)
Store outputs in DB	Yes
Nb of level 2 prods	298
Nb of prods with errors	0

2. Summary of processed GOM_NL__2P products.

Nr	Filename	UTC Start time	Limb	Duration	Star Id	Star Name	Star Mag	Star Temp	Nb Meas	Orbit	Prod. error
1	GOM_NL__2PRFIN20051219_000828_000000322043_00288_19881_9475.N1	19-DEC-2005 00:08:28	Bright	31.500	49	1Alp UMi	1.9900	6300.0	63	19881	No
2	GOM_NL__2PRFIN20051219_001310_000000332043_00288_19881_9476.N1	19-DEC-2005 00:13:10	Bright	32.500	60	7Bet UMi	2.0810	3950.0	65	19881	No
3	GOM_NL__2PRFIN20051219_001632_000000362043_00288_19881_9477.N1	19-DEC-2005 00:16:32	Bright	35.500	119	14Eta Dra	2.7270	4700.0	71	19881	No
4	GOM_NL__2PRFIN20051219_002639_000000342043_00288_19881_9478.N1	19-DEC-2005 00:26:39	Bright	34.000	67	5Alp CrB	2.2210	11000.	68	19881	No
5	GOM_NL__2PRFIN20051219_003212_000000332043_00288_19881_9479.N1	19-DEC-2005 00:32:12	Bright	33.000	102	24Alp Ser	2.6000	4250.0	66	19881	No
6	GOM_NL__2PRFIN20051219_003913_000000352043_00288_19881_9480.N1	19-DEC-2005 00:39:13	Bright	35.000	122	9Alp2Lib	2.7470	9700.0	70	19881	No
7	GOM_NL__2PRFIN20051219_004542_000000432043_00288_19881_9481.N1	19-DEC-2005 00:45:42	Dark	43.000	54	5The Cen	2.0550	4500.0	86	19881	No
8	GOM_NL__2PRFIN20051219_004743_000000382043_00288_19881_9482.N1	19-DEC-2005 00:47:43	Dark	37.500	78	Alp Lup	2.3040	28000.	75	19881	No
9	GOM_NL__2PRFIN20051219_005114_000000412043_00288_19881_9483.N1	19-DEC-2005 00:51:14	Dark	40.500	4	Alp1Cen	-0.010000	5800.0	81	19881	No
10	GOM_NL__2PRFIN20051219_005423_000000442043_00289_19882_9483.N1	19-DEC-2005 00:54:23	Dark	43.500	12	Alp1Cru	0.77500	30000.	87	19882	No
11	GOM_NL__2PRFIN20051219_005959_000000372043_00289_19882_9484.N1	19-DEC-2005 00:59:59	Dark	37.000	29	Bet Car	1.6720	10200.	74	19882	No
12	GOM_NL__2PRFIN20051219_010237_000000402043_00289_19882_9485.N1	19-DEC-2005 01:02:37	Dark	40.000	41	Eps Car	1.8600	4100.0	80	19882	No
13	GOM_NL__2PRFIN20051219_010723_000000482043_00289_19882_9486.N1	19-DEC-2005 01:07:23	Dark	47.500	2	Alp Car	-0.73600	7000.0	95	19882	No
14	GOM_NL__2PRFIN20051219_011320_000000402043_00289_19882_9487.N1	19-DEC-2005 01:13:20	Straylight	40.000	108	Alp Col	2.6520	15200.	80	19882	No
15	GOM_NL__2PRFIN20051219_012017_000000412043_00289_19882_9488.N1	19-DEC-2005 01:20:17	Straylight	41.000	165	34Gam Eri	2.9500	3200.0	82	19882	No
16	GOM_NL__2PRFIN20051219_012831_000000532043_00289_19882_9489.N1	19-DEC-2005 01:28:31	Tw_i_and_stray	53.000	13	87Alp Tau	0.86700	3800.0	106	19882	No
17	GOM_NL__2PRFIN20051219_013048_000000352043_00289_19882_9490.N1	19-DEC-2005 01:30:48	Bright	35.000	146	25Eta Tau	2.8730	15200.	70	19882	No
18	GOM_NL__2PRFIN20051219_013255_000000352043_00289_19882_9491.N1	19-DEC-2005 01:32:55	Bright	35.000	150	44Zet Per	2.8900	28000.	70	19882	No
19	GOM_NL__2PRFIN20051219_013511_000000352043_00289_19882_9492.N1	19-DEC-2005 01:35:11	Bright	35.000	149	45Eps Per	2.8880	30000.	70	19882	No
20	GOM_NL__2PRFIN20051219_013724_000000352043_00289_19882_9493.N1	19-DEC-2005 01:37:24	Bright	34.500	175	39Del Per	3.0100	19400.	69	19882	No
21	GOM_NL__2PRFIN20051219_013914_000000352043_00289_19882_9494.N1	19-DEC-2005 01:39:14	Bright	34.500	160	23Gam Per	2.9300	4700.0	69	19882	No
22	GOM_NL__2PRFIN20051219_014904_000000352043_00289_19882_9495.N1	19-DEC-2005 01:49:04	Bright	35.000	49	1Alp UMi	1.9900	6300.0	70	19882	No
23	GOM_NL__2PRFIN20051219_015345_000000372043_00289_19882_9496.N1	19-DEC-2005 01:53:45	Bright	37.000	60	7Bet UMi	2.0810	3950.0	74	19882	No
24	GOM_NL__2PRFIN20051219_015708_000000362043_00289_19882_9497.N1	19-DEC-2005 01:57:08	Bright	35.500	119	14Eta Dra	2.7270	4700.0	71	19882	No
25	GOM_NL__2PRFIN20051219_020715_000000342043_00289_19882_9498.N1	19-DEC-2005 02:07:15	Bright	34.000	67	5Alp CrB	2.2210	11000.	68	19882	No
26	GOM_NL__2PRFIN20051219_021248_000000322043_00289_19882_9499.N1	19-DEC-2005 02:12:48	Bright	32.000	102	24Alp Ser	2.6000	4250.0	64	19882	No
27	GOM_NL__2PRFIN20051219_021949_000000362043_00289_19882_9500.N1	19-DEC-2005 02:19:49	Bright	36.000	122	9Alp2Lib	2.7470	9700.0	72	19882	No
28	GOM_NL__2PRFIN20051219_022618_000000432043_00289_19882_9501.N1	19-DEC-2005 02:26:18	Dark	42.500	54	5The Cen	2.0550	4500.0	85	19882	No
29	GOM_NL__2PRFIN20051219_022819_000000382043_00289_19882_9502.N1	19-DEC-2005 02:28:19	Dark	38.000	78	Alp Lup	2.3040	28000.	76	19882	No
30	GOM_NL__2PRFIN20051219_023150_000000422043_00289_19882_9503.N1	19-DEC-2005 02:31:50	Dark	41.500	4	Alp1Cen	-0.010000	5800.0	83	19882	No
31	GOM_NL__2PRFIN20051219_023459_000000422043_00290_19883_9483.N1	19-DEC-2005 02:34:59	Dark	42.000	12	Alp1Cru	0.77500	30000.	84	19883	No
32	GOM_NL__2PRFIN20051219_024035_000000392043_00290_19883_9484.N1	19-DEC-2005 02:40:35	Dark	39.000	29	Bet Car	1.6720	10200.	78	19883	No
33	GOM_NL__2PRFIN20051219_024314_000000542043_00290_19883_9485.N1	19-DEC-2005 02:43:14	Dark	54.000	41	Eps Car	1.8600	4100.0	108	19883	No
34	GOM_NL__2PRFIN20051219_024759_000000452043_00290_19883_9486.N1	19-DEC-2005 02:47:59	Dark	44.500	2	Alp Car	-0.73600	7000.0	89	19883	No
35	GOM_NL__2PRFIN20051219_025356_000000422043_00290_19883_9487.N1	19-DEC-2005 02:53:56	Straylight	42.000	108	Alp Col	2.6520	15200.	84	19883	No
36	GOM_NL__2PRFIN20051219_030053_000000422043_00290_19883_9488.N1	19-DEC-2005 03:00:53	Straylight	42.000	165	34Gam Eri	2.9500	3200.0	84	19883	No
37	GOM_NL__2PRFIN20051219_030907_000000532043_00290_19883_9489.N1	19-DEC-2005 03:09:07	Tw_i_and_stray	53.000	13	87Alp Tau	0.86700	3800.0	106	19883	No
38	GOM_NL__2PRFIN20051219_031124_000000352043_00290_19883_9490.N1	19-DEC-2005 03:11:24	Bright	34.500	146	25Eta Tau	2.8730	15200.	69	19883	No
39	GOM_NL__2PRFIN20051219_031331_000000362043_00290_19883_9491.N1	19-DEC-2005 03:13:31	Bright	35.500	150	44Zet Per	2.8900	28000.	71	19883	No
40	GOM_NL__2PRFIN20051219_031547_000000342043_00290_19883_9492.N1	19-DEC-2005 03:15:47	Bright	34.000	149	45Eps Per	2.8880	30000.	68	19883	No
41	GOM_NL__2PRFIN20051219_031800_000000332043_00290_19883_9493.N1	19-DEC-2005 03:18:00	Bright	33.000	175	39Del Per	3.0100	19400.	66	19883	No
42	GOM_NL__2PRFIN20051219_031950_000000362043_00290_19883_9494.N1	19-DEC-2005 03:19:50	Bright	35.500	160	23Gam Per	2.9300	4700.0	71	19883	No

43	GOM_NL__2PRFIN20051219_032940_000000332043_00290_19883_9495.N1	19-DEC-2005 03:29:40	Bright	32.500	49	1Alp UMi	1.9900	6300.0	65	19883	No
44	GOM_NL__2PRFIN20051219_033421_000000382043_00290_19883_9496.N1	19-DEC-2005 03:34:21	Bright	37.500	60	7Bet UMi	2.0810	3950.0	75	19883	No
45	GOM_NL__2PRFIN20051219_033744_000000352043_00290_19883_9497.N1	19-DEC-2005 03:37:44	Bright	35.000	119	14Eta Dra	2.7270	4700.0	70	19883	No
46	GOM_NL__2PRFIN20051219_034751_000000352043_00290_19883_9498.N1	19-DEC-2005 03:47:51	Bright	34.500	67	5Alp CrB	2.2210	11000.	69	19883	No
47	GOM_NL__2PRFIN20051219_035324_000000332043_00290_19883_9499.N1	19-DEC-2005 03:53:24	Bright	33.000	102	24Alp Ser	2.6000	4250.0	66	19883	No
48	GOM_NL__2PRFIN20051219_040026_000000442043_00290_19883_9500.N1	19-DEC-2005 04:00:26	Bright	44.000	122	9Alp2Lib	2.7470	9700.0	88	19883	No
49	GOM_NL__2PRFIN20051219_040655_000000432043_00290_19883_9501.N1	19-DEC-2005 04:06:55	Dark	42.500	54	5The Cen	2.0550	4500.0	85	19883	No
50	GOM_NL__2PRFIN20051219_040855_000000372043_00290_19883_9502.N1	19-DEC-2005 04:08:55	Dark	37.000	78	Alp Lup	2.3040	28000.	74	19883	No
51	GOM_NL__2PRFIN20051219_041227_000000432043_00290_19883_9503.N1	19-DEC-2005 04:12:27	Dark	42.500	4	Alp1Cen	-0.010000	5800.0	85	19883	No
52	GOM_NL__2PRFIN20051219_041535_000000502043_00291_19884_9483.N1	19-DEC-2005 04:15:35	Dark	49.500	12	Alp1Cru	0.77500	30000.	99	19884	No
53	GOM_NL__2PRFIN20051219_042112_000000382043_00291_19884_9484.N1	19-DEC-2005 04:21:12	Dark	38.000	29	Bet Car	1.6720	10200.	76	19884	No
54	GOM_NL__2PRFIN20051219_042350_000000432043_00291_19884_9485.N1	19-DEC-2005 04:23:50	Dark	42.500	41	Eps Car	1.8600	4100.0	85	19884	No
55	GOM_NL__2PRFIN20051219_042835_000000482043_00291_19884_9486.N1	19-DEC-2005 04:28:35	Dark	48.000	2	Alp Car	-0.73600	7000.0	96	19884	No
56	GOM_NL__2PRFIN20051219_043432_000000412043_00291_19884_9487.N1	19-DEC-2005 04:34:32	Straylight	41.000	108	Alp Col	2.6520	15200.	82	19884	No
57	GOM_NL__2PRFIN20051219_044130_000000452043_00291_19884_9488.N1	19-DEC-2005 04:41:30	Straylight	44.500	165	34Gam Eri	2.9500	3200.0	89	19884	No
58	GOM_NL__2PRFIN20051219_044943_000000492043_00291_19884_9489.N1	19-DEC-2005 04:49:43	Tw_i_and_stray	49.000	13	87Alp Tau	0.86700	3800.0	98	19884	No
59	GOM_NL__2PRFIN20051219_045200_000000352043_00291_19884_9490.N1	19-DEC-2005 04:52:00	Bright	34.500	146	25Eta Tau	2.8730	15200.	69	19884	No
60	GOM_NL__2PRFIN20051219_045407_000000352043_00291_19884_9491.N1	19-DEC-2005 04:54:07	Bright	34.500	150	44Zet Per	2.8900	28000.	69	19884	No
61	GOM_NL__2PRFIN20051219_045623_000000352043_00291_19884_9492.N1	19-DEC-2005 04:56:23	Bright	34.500	149	45Eps Per	2.8880	30000.	69	19884	No
62	GOM_NL__2PRFIN20051219_045836_000000342043_00291_19884_9493.N1	19-DEC-2005 04:58:36	Bright	33.500	175	39Del Per	3.0100	19400.	67	19884	No
63	GOM_NL__2PRFIN20051219_050026_000000352043_00291_19884_9494.N1	19-DEC-2005 05:00:26	Bright	35.000	160	23Gam Per	2.9300	4700.0	70	19884	No
64	GOM_NL__2PRFIN20051219_051016_000000362043_00291_19884_9495.N1	19-DEC-2005 05:10:16	Bright	36.000	49	1Alp UMi	1.9900	6300.0	72	19884	No
65	GOM_NL__2PRFIN20051219_051457_000000392043_00291_19884_9496.N1	19-DEC-2005 05:14:57	Bright	38.500	60	7Bet UMi	2.0810	3950.0	77	19884	No
66	GOM_NL__2PRFIN20051219_051820_000000362043_00291_19884_9497.N1	19-DEC-2005 05:18:20	Bright	36.000	119	14Eta Dra	2.7270	4700.0	72	19884	No
67	GOM_NL__2PRFIN20051219_052828_000000342043_00291_19884_9498.N1	19-DEC-2005 05:28:28	Bright	33.500	67	5Alp CrB	2.2210	11000.	67	19884	No
68	GOM_NL__2PRFIN20051219_053400_000000332043_00291_19884_9499.N1	19-DEC-2005 05:34:00	Bright	33.000	102	24Alp Ser	2.6000	4250.0	66	19884	No
69	GOM_NL__2PRFIN20051219_054102_000000442043_00291_19884_9500.N1	19-DEC-2005 05:41:02	Bright	44.000	122	9Alp2Lib	2.7470	9700.0	88	19884	No
70	GOM_NL__2PRFIN20051219_054731_000000422043_00291_19884_9501.N1	19-DEC-2005 05:47:31	Dark	41.500	54	5The Cen	2.0550	4500.0	83	19884	No
71	GOM_NL__2PRFIN20051219_054931_000000382043_00291_19884_9502.N1	19-DEC-2005 05:49:31	Dark	37.500	78	Alp Lup	2.3040	28000.	75	19884	No
72	GOM_NL__2PRFIN20051219_055303_000000412043_00291_19884_9503.N1	19-DEC-2005 05:53:03	Dark	41.000	4	Alp1Cen	-0.010000	5800.0	82	19884	No
73	GOM_NL__2PRFIN20051219_055612_000000382043_00292_19885_9483.N1	19-DEC-2005 05:56:12	Dark	38.000	12	Alp1Cru	0.77500	30000.	76	19885	No
74	GOM_NL__2PRFIN20051219_060148_000000442043_00292_19885_9484.N1	19-DEC-2005 06:01:48	Dark	43.500	29	Bet Car	1.6720	10200.	87	19885	No
75	GOM_NL__2PRFIN20051219_060427_000000542043_00292_19885_9485.N1	19-DEC-2005 06:04:27	Dark	54.000	41	Eps Car	1.8600	4100.0	108	19885	No
76	GOM_NL__2PRFIN20051219_060912_000000462043_00292_19885_9486.N1	19-DEC-2005 06:09:12	Dark	45.500	2	Alp Car	-0.73600	7000.0	91	19885	No
77	GOM_NL__2PRFIN20051219_061509_000000392043_00292_19885_9487.N1	19-DEC-2005 06:15:09	Straylight	39.000	108	Alp Col	2.6520	15200.	78	19885	No
78	GOM_NL__2PRFIN20051219_062206_000000422043_00292_19885_9488.N1	19-DEC-2005 06:22:06	Straylight	41.500	165	34Gam Eri	2.9500	3200.0	83	19885	No
79	GOM_NL__2PRFIN20051219_063019_000000462043_00292_19885_9489.N1	19-DEC-2005 06:30:19	Tw_i_and_stray	45.500	13	87Alp Tau	0.86700	3800.0	91	19885	No
80	GOM_NL__2PRFIN20051219_063236_000000352043_00292_19885_9490.N1	19-DEC-2005 06:32:36	Bright	35.000	146	25Eta Tau	2.8730	15200.	70	19885	No
81	GOM_NL__2PRFIN20051219_063443_000000352043_00292_19885_9491.N1	19-DEC-2005 06:34:43	Bright	34.500	150	44Zet Per	2.8900	28000.	69	19885	No
82	GOM_NL__2PRFIN20051219_063659_000000352043_00292_19885_9492.N1	19-DEC-2005 06:36:59	Bright	35.000	149	45Eps Per	2.8880	30000.	70	19885	No
83	GOM_NL__2PRFIN20051219_063912_000000352043_00292_19885_9493.N1	19-DEC-2005 06:39:12	Bright	34.500	175	39Del Per	3.0100	19400.	69	19885	No
84	GOM_NL__2PRFIN20051219_064103_000000352043_00292_19885_9494.N1	19-DEC-2005 06:41:03	Bright	34.500	160	23Gam Per	2.9300	4700.0	69	19885	No
85	GOM_NL__2PRFIN20051219_065052_000000352043_00292_19885_9495.N1	19-DEC-2005 06:50:52	Bright	35.000	49	1Alp UMi	1.9900	6300.0	70	19885	No
86	GOM_NL__2PRFIN20051219_065533_000000382043_00292_19885_9496.N1	19-DEC-2005 06:55:33	Bright	37.500	60	7Bet UMi	2.0810	3950.0	75	19885	No
87	GOM_NL__2PRFIN20051219_065856_000000332043_00292_19885_9497.N1	19-DEC-2005 06:58:56	Bright	33.000	119	14Eta Dra	2.7270	4700.0	66	19885	No
88	GOM_NL__2PRFIN20051219_070904_000000352043_00292_19885_9498.N1	19-DEC-2005 07:09:04	Bright	34.500	67	5Alp CrB	2.2210	11000.	69	19885	No
89	GOM_NL__2PRFIN20051219_071436_000000342043_00292_19885_9499.N1	19-DEC-2005 07:14:36	Bright	33.500	102	24Alp Ser	2.6000	4250.0	67	19885	No
90	GOM_NL__2PRFIN20051219_072138_000000532043_00292_19885_9500.N1	19-DEC-2005 07:21:38	Bright	53.000	122	9Alp2Lib	2.7470	9700.0	106	19885	No
91	GOM_NL__2PRFIN20051219_072808_000000442043_00292_19885_9501.N1	19-DEC-2005 07:28:08	Dark	44.000	54	5The Cen	2.0550	4500.0	88	19885	No
92	GOM_NL__2PRFIN20051219_073007_000000362043_00292_19885_9502.N1	19-DEC-2005 07:30:07	Dark	36.000	78	Alp Lup	2.3040	28000.	72	19885	No
93	GOM_NL__2PRFIN20051219_073339_000000412043_00292_19885_9503.N1	19-DEC-2005 07:33:39	Dark	41.000	4	Alp1Cen	-0.010000	5800.0	82	19885	No
94	GOM_NL__2PRFIN20051219_073648_000000402043_00293_19886_9483.N1	19-DEC-2005 07:36:48	Dark	39.500	12	Alp1Cru	0.77500	30000.	79	19886	No
95	GOM_NL__2PRFIN20051219_074224_000000392043_00293_19886_9484.N1	19-DEC-2005 07:42:24	Dark	38.500	29	Bet Car	1.6720	10200.	77	19886	No
96	GOM_NL__2PRFIN20051219_074503_000000532043_00293_19886_9485.N1	19-DEC-2005 07:45:03	Dark	53.000	41	Eps Car	1.8600	4100.0	106	19886	No
97	GOM_NL__2PRFIN20051219_074948_000000482043_00293_19886_9486.N1	19-DEC-2005 07:49:48	Dark	48.000	2	Alp Car	-0.73600	7000.0	96	19886	No
98	GOM_NL__2PRFIN20051219_075545_000000392043_00293_19886_9487.N1	19-DEC-2005 07:55:45	Straylight	39.000	108	Alp Col	2.6520	15200.	78	19886	No
99	GOM_NL__2PRFIN20051219_080242_000000432043_00293_19886_9488.N1	19-DEC-2005 08:02:42	Straylight	43.000	165	34Gam Eri	2.9500	3200.0	86	19886	No
100	GOM_NL__2PRFIN20051219_081054_000000492043_00293_19886_9489.N1	19-DEC-2005 08:10:54	Tw_i_and_stray	49.000	13	87Alp Tau	0.86700	3800.0	98	19886	No
101	GOM_NL__2PRFIN20051219_081312_000000352043_00293_19886_9490.N1	19-DEC-2005 08:13:12	Bright	35.000	146	25Eta Tau	2.8730	15200.	70	19886	No

102	GOM_NL__2PRFIN20051219_081519_000000352043_00293_19886_9491.N1	19-DEC-2005 08:15:19	Bright	34.500	150	44Zet Per	2.8900	28000.	69	19886	No
103	GOM_NL__2PRFIN20051219_081735_000000352043_00293_19886_9492.N1	19-DEC-2005 08:17:35	Bright	35.000	149	45Eps Per	2.8880	30000.	70	19886	No
104	GOM_NL__2PRFIN20051219_081948_000000342043_00293_19886_9493.N1	19-DEC-2005 08:19:48	Bright	34.000	175	39Del Per	3.0100	19400.	68	19886	No
105	GOM_NL__2PRFIN20051219_082139_000000362043_00293_19886_9494.N1	19-DEC-2005 08:21:39	Bright	35.500	160	23Gam Per	2.9300	4700.0	71	19886	No
106	GOM_NL__2PRFIN20051219_083128_000000362043_00293_19886_9495.N1	19-DEC-2005 08:31:28	Bright	35.500	49	1Alp UMi	1.9900	6300.0	71	19886	No
107	GOM_NL__2PRFIN20051219_083609_000000372043_00293_19886_9496.N1	19-DEC-2005 08:36:09	Bright	36.500	60	7Bet UMi	2.0810	3950.0	73	19886	No
108	GOM_NL__2PRFIN20051219_083932_000000362043_00293_19886_9497.N1	19-DEC-2005 08:39:32	Bright	36.000	119	14Eta Dra	2.7270	4700.0	72	19886	No
109	GOM_NL__2PRFIN20051219_084940_000000352043_00293_19886_9498.N1	19-DEC-2005 08:49:40	Bright	34.500	67	5Alp CrB	2.2210	11000.	69	19886	No
110	GOM_NL__2PRFIN20051219_085512_000000332043_00293_19886_9499.N1	19-DEC-2005 08:55:12	Bright	33.000	102	24Alp Ser	2.6000	4250.0	66	19886	No
111	GOM_NL__2PRFIN20051219_090214_000000372043_00293_19886_9500.N1	19-DEC-2005 09:02:14	Bright	36.500	122	9Alp2Lib	2.7470	9700.0	73	19886	No
112	GOM_NL__2PRFIN20051219_090844_000000442043_00293_19886_9501.N1	19-DEC-2005 09:08:44	Dark	44.000	54	5The Cen	2.0550	4500.0	88	19886	No
113	GOM_NL__2PRFIN20051219_091044_000000412043_00293_19886_9502.N1	19-DEC-2005 09:10:44	Dark	40.500	78	Alp Lup	2.3040	28000.	81	19886	No
114	GOM_NL__2PRFIN20051219_091415_000000462043_00293_19886_9503.N1	19-DEC-2005 09:14:15	Dark	46.000	4	Alp1Cen	-0.010000	5800.0	92	19886	No
115	GOM_NL__2PRFIN20051219_091724_000000402043_00294_19887_9483.N1	19-DEC-2005 09:17:24	Dark	39.500	12	Alp1Cru	0.77500	30000.	79	19887	No
116	GOM_NL__2PRFIN20051219_092300_000000382043_00294_19887_9484.N1	19-DEC-2005 09:23:00	Dark	37.500	29	Bet Car	1.6720	10200.	75	19887	No
117	GOM_NL__2PRFIN20051219_092539_000000522043_00294_19887_9485.N1	19-DEC-2005 09:25:39	Dark	52.000	41	Eps Car	1.8600	4100.0	104	19887	No
118	GOM_NL__2PRFIN20051219_093024_000000502043_00294_19887_9486.N1	19-DEC-2005 09:30:24	Dark	49.500	2	Alp Car	-0.73600	7000.0	99	19887	No
119	GOM_NL__2PRFIN20051219_093621_000000422043_00294_19887_9487.N1	19-DEC-2005 09:36:21	Straylight	41.500	108	Alp Col	2.6520	15200.	83	19887	No
120	GOM_NL__2PRFIN20051219_094318_000000422043_00294_19887_9488.N1	19-DEC-2005 09:43:18	Straylight	42.000	165	34Gam Eri	2.9500	3200.0	84	19887	No
121	GOM_NL__2PRFIN20051219_095130_000000532043_00294_19887_9489.N1	19-DEC-2005 09:51:30	Twi_and_stray	53.000	13	87Alp Tau	0.86700	3800.0	106	19887	No
122	GOM_NL__2PRFIN20051219_095348_000000342043_00294_19887_9490.N1	19-DEC-2005 09:53:48	Bright	34.000	146	25Eta Tau	2.8730	15200.	68	19887	No
123	GOM_NL__2PRFIN20051219_095555_000000342043_00294_19887_9491.N1	19-DEC-2005 09:55:55	Bright	34.000	150	44Zet Per	2.8900	28000.	68	19887	No
124	GOM_NL__2PRFIN20051219_095811_000000342043_00294_19887_9492.N1	19-DEC-2005 09:58:11	Bright	34.000	149	45Eps Per	2.8880	30000.	68	19887	No
125	GOM_NL__2PRFIN20051219_100024_000000352043_00294_19887_9493.N1	19-DEC-2005 10:00:24	Bright	34.500	175	39Del Per	3.0100	19400.	69	19887	No
126	GOM_NL__2PRFIN20051219_100215_000000352043_00294_19887_9494.N1	19-DEC-2005 10:02:15	Bright	34.500	160	23Gam Per	2.9300	4700.0	69	19887	No
127	GOM_NL__2PRFIN20051219_101204_000000372043_00294_19887_9495.N1	19-DEC-2005 10:12:04	Bright	37.000	49	1Alp UMi	1.9900	6300.0	74	19887	No
128	GOM_NL__2PRFIN20051219_101645_000000382043_00294_19887_9496.N1	19-DEC-2005 10:16:45	Bright	38.000	60	7Bet UMi	2.0810	3950.0	76	19887	No
129	GOM_NL__2PRFIN20051219_102008_000000362043_00294_19887_9497.N1	19-DEC-2005 10:20:08	Bright	35.500	119	14Eta Dra	2.7270	4700.0	71	19887	No
130	GOM_NL__2PRFIN20051219_103016_000000342043_00294_19887_9498.N1	19-DEC-2005 10:30:16	Bright	34.000	67	5Alp CrB	2.2210	11000.	68	19887	No
131	GOM_NL__2PRFIN20051219_103549_000000342043_00294_19887_9499.N1	19-DEC-2005 10:35:49	Bright	33.500	102	24Alp Ser	2.6000	4250.0	67	19887	No
132	GOM_NL__2PRFIN20051219_104251_000000362043_00294_19887_9500.N1	19-DEC-2005 10:42:51	Bright	35.500	122	9Alp2Lib	2.7470	9700.0	71	19887	No
133	GOM_NL__2PRFIN20051219_104920_000000422043_00294_19887_9501.N1	19-DEC-2005 10:49:20	Dark	42.000	54	5The Cen	2.0550	4500.0	84	19887	No
134	GOM_NL__2PRFIN20051219_105120_000000382043_00294_19887_9502.N1	19-DEC-2005 10:51:20	Dark	37.500	78	Alp Lup	2.3040	28000.	75	19887	No
135	GOM_NL__2PRFIN20051219_105451_000000462043_00294_19887_9503.N1	19-DEC-2005 10:54:51	Dark	45.500	4	Alp1Cen	-0.010000	5800.0	91	19887	No
136	GOM_NL__2PRFIN20051219_105801_000000392043_00295_19888_9483.N1	19-DEC-2005 10:58:01	Dark	39.000	12	Alp1Cru	0.77500	30000.	78	19888	No
137	GOM_NL__2PRFIN20051219_110337_000000392043_00295_19888_9484.N1	19-DEC-2005 11:03:37	Dark	38.500	29	Bet Car	1.6720	10200.	77	19888	No
138	GOM_NL__2PRFIN20051219_110616_000000532043_00295_19888_9485.N1	19-DEC-2005 11:06:16	Dark	53.000	41	Eps Car	1.8600	4100.0	106	19888	No
139	GOM_NL__2PRFIN20051219_111101_000000462043_00295_19888_9486.N1	19-DEC-2005 11:11:01	Dark	45.500	2	Alp Car	-0.73600	7000.0	91	19888	No
140	GOM_NL__2PRFIN20051219_111657_000000402043_00295_19888_9487.N1	19-DEC-2005 11:16:57	Straylight	39.500	108	Alp Col	2.6520	15200.	79	19888	No
141	GOM_NL__2PRFIN20051219_112354_000000432043_00295_19888_9488.N1	19-DEC-2005 11:23:54	Straylight	42.500	165	34Gam Eri	2.9500	3200.0	85	19888	No
142	GOM_NL__2PRFIN20051219_113206_000000492043_00295_19888_9489.N1	19-DEC-2005 11:32:06	Twi_and_stray	49.000	13	87Alp Tau	0.86700	3800.0	98	19888	No
143	GOM_NL__2PRFIN20051219_113424_000000352043_00295_19888_9490.N1	19-DEC-2005 11:34:24	Bright	34.500	146	25Eta Tau	2.8730	15200.	69	19888	No
144	GOM_NL__2PRFIN20051219_113631_000000362043_00295_19888_9491.N1	19-DEC-2005 11:36:31	Bright	35.500	150	44Zet Per	2.8900	28000.	71	19888	No
145	GOM_NL__2PRFIN20051219_113847_000000352043_00295_19888_9492.N1	19-DEC-2005 11:38:47	Bright	35.000	149	45Eps Per	2.8880	30000.	70	19888	No
146	GOM_NL__2PRFIN20051219_114100_000000352043_00295_19888_9493.N1	19-DEC-2005 11:41:00	Bright	34.500	175	39Del Per	3.0100	19400.	69	19888	No
147	GOM_NL__2PRFIN20051219_114251_000000342043_00295_19888_9494.N1	19-DEC-2005 11:42:51	Bright	34.000	160	23Gam Per	2.9300	4700.0	68	19888	No
148	GOM_NL__2PRFIN20051219_115240_000000372043_00295_19888_9495.N1	19-DEC-2005 11:52:40	Bright	37.000	49	1Alp UMi	1.9900	6300.0	74	19888	No
149	GOM_NL__2PRFIN20051219_115721_000000382043_00295_19888_9496.N1	19-DEC-2005 11:57:21	Bright	38.000	60	7Bet UMi	2.0810	3950.0	76	19888	No
150	GOM_NL__2PRFIN20051219_120044_000000352043_00295_19888_9497.N1	19-DEC-2005 12:00:44	Bright	34.500	119	14Eta Dra	2.7270	4700.0	69	19888	No
151	GOM_NL__2PRFIN20051219_121052_000000352043_00295_19888_9498.N1	19-DEC-2005 12:10:52	Bright	35.000	67	5Alp CrB	2.2210	11000.	70	19888	No
152	GOM_NL__2PRFIN20051219_121625_000000332043_00295_19888_9499.N1	19-DEC-2005 12:16:25	Bright	33.000	102	24Alp Ser	2.6000	4250.0	66	19888	No
153	GOM_NL__2PRFIN20051219_122327_000000532043_00295_19888_9500.N1	19-DEC-2005 12:23:27	Bright	53.000	122	9Alp2Lib	2.7470	9700.0	106	19888	No
154	GOM_NL__2PRFIN20051219_122957_000000452043_00295_19888_9501.N1	19-DEC-2005 12:29:57	Dark	44.500	54	5The Cen	2.0550	4500.0	89	19888	No
155	GOM_NL__2PRFIN20051219_123156_000000392043_00295_19888_9502.N1	19-DEC-2005 12:31:56	Dark	39.000	78	Alp Lup	2.3040	28000.	78	19888	No
156	GOM_NL__2PRFIN20051219_123527_000000522043_00295_19888_9503.N1	19-DEC-2005 12:35:27	Dark	52.000	4	Alp1Cen	-0.010000	5800.0	104	19888	No
157	GOM_NL__2PRFIN20051219_123837_000000392043_00296_19889_9483.N1	19-DEC-2005 12:38:37	Dark	38.500	12	Alp1Cru	0.77500	30000.	77	19889	No
158	GOM_NL__2PRFIN20051219_124413_000000392043_00296_19889_9484.N1	19-DEC-2005 12:44:13	Dark	39.000	29	Bet Car	1.6720	10200.	78	19889	No
159	GOM_NL__2PRFIN20051219_124652_000000452043_00296_19889_9485.N1	19-DEC-2005 12:46:52	Dark	44.500	41	Eps Car	1.8600	4100.0	89	19889	No
160	GOM_NL__2PRFIN20051219_125137_000000522043_00296_19889_9486.N1	19-DEC-2005 12:51:37	Dark	51.500	2	Alp Car	-0.73600	7000.0	103	19889	No

161	GOM_NL__2PRFIN20051219_125733_000000402043_00296_19889_9487.N1	19-DEC-2005 12:57:33	Straylight	40.000	108	Alp Col	2.6520	15200.	80	19889	No
162	GOM_NL__2PRFIN20051219_130430_000000422043_00296_19889_9488.N1	19-DEC-2005 13:04:30	Straylight	42.000	165	34Gam Eri	2.9500	3200.0	84	19889	No
163	GOM_NL__2PRFIN20051219_131242_000000512043_00296_19889_9489.N1	19-DEC-2005 13:12:42	Tw_i_and_stray	50.500	13	87Alp Tau	0.86700	3800.0	101	19889	No
164	GOM_NL__2PRFIN20051219_131500_000000352043_00296_19889_9490.N1	19-DEC-2005 13:15:00	Bright	35.000	146	25Eta Tau	2.8730	15200.	70	19889	No
165	GOM_NL__2PRFIN20051219_131707_000000362043_00296_19889_9491.N1	19-DEC-2005 13:17:07	Bright	35.500	150	44Zet Per	2.8900	28000.	71	19889	No
166	GOM_NL__2PRFIN20051219_131923_000000362043_00296_19889_9492.N1	19-DEC-2005 13:19:23	Bright	35.500	149	45Eps Per	2.8880	30000.	71	19889	No
167	GOM_NL__2PRFIN20051219_132136_000000352043_00296_19889_9493.N1	19-DEC-2005 13:21:36	Bright	34.500	175	39Del Per	3.0100	19400.	69	19889	No
168	GOM_NL__2PRFIN20051219_132327_000000362043_00296_19889_9494.N1	19-DEC-2005 13:23:27	Bright	35.500	160	23Gam Per	2.9300	4700.0	71	19889	No
169	GOM_NL__2PRFIN20051219_133316_000000332043_00296_19889_9495.N1	19-DEC-2005 13:33:16	Bright	33.000	49	1Alp UMi	1.9900	6300.0	66	19889	No
170	GOM_NL__2PRFIN20051219_133757_000000332043_00296_19889_9496.N1	19-DEC-2005 13:37:57	Bright	33.000	60	7Bet UMi	2.0810	3950.0	66	19889	No
171	GOM_NL__2PRFIN20051219_134120_000000322043_00296_19889_9497.N1	19-DEC-2005 13:41:20	Bright	31.500	119	14Eta Dra	2.7270	4700.0	63	19889	No
172	GOM_NL__2PRFIN20051219_135128_000000342043_00296_19889_9498.N1	19-DEC-2005 13:51:28	Bright	33.500	67	5Alp CrB	2.2210	11000.	67	19889	No
173	GOM_NL__2PRFIN20051219_135701_000000332043_00296_19889_9499.N1	19-DEC-2005 13:57:01	Bright	33.000	102	24Alp Ser	2.6000	4250.0	66	19889	No
174	GOM_NL__2PRFIN20051219_140403_000000532043_00296_19889_9500.N1	19-DEC-2005 14:04:03	Bright	53.000	122	9Alp2Lib	2.7470	9700.0	106	19889	No
175	GOM_NL__2PRFIN20051219_141033_000000432043_00296_19889_9501.N1	19-DEC-2005 14:10:33	Dark	43.000	54	5The Cen	2.0550	4500.0	86	19889	No
176	GOM_NL__2PRFIN20051219_141232_000000372043_00296_19889_9502.N1	19-DEC-2005 14:12:32	Dark	36.500	78	Alp Lup	2.3040	28000.	73	19889	No
177	GOM_NL__2PRFIN20051219_141603_000000442043_00296_19889_9503.N1	19-DEC-2005 14:16:03	Dark	43.500	4	Alp1Cen	-0.010000	5800.0	87	19889	No
178	GOM_NL__2PRFIN20051219_141913_000000402043_00297_19890_9483.N1	19-DEC-2005 14:19:13	Dark	40.000	12	Alp1Cru	0.77500	30000.	80	19890	No
179	GOM_NL__2PRFIN20051219_142449_000000402043_00297_19890_9484.N1	19-DEC-2005 14:24:49	Dark	39.500	29	Bet Car	1.6720	10200.	79	19890	No
180	GOM_NL__2PRFIN20051219_142729_000000432043_00297_19890_9485.N1	19-DEC-2005 14:27:29	Dark	42.500	41	Eps Car	1.8600	4100.0	85	19890	No
181	GOM_NL__2PRFIN20051219_143213_000000492043_00297_19890_9486.N1	19-DEC-2005 14:32:13	Dark	48.500	2	Alp Car	-0.73600	7000.0	97	19890	No
182	GOM_NL__2PRFIN20051219_143810_000000402043_00297_19890_9487.N1	19-DEC-2005 14:38:10	Straylight	39.500	108	Alp Col	2.6520	15200.	79	19890	No
183	GOM_NL__2PRFIN20051219_144506_000000402043_00297_19890_9488.N1	19-DEC-2005 14:45:06	Straylight	40.000	165	34Gam Eri	2.9500	3200.0	80	19890	No
184	GOM_NL__2PRFIN20051219_145318_000000532043_00297_19890_9489.N1	19-DEC-2005 14:53:18	Tw_i_and_stray	53.000	13	87Alp Tau	0.86700	3800.0	106	19890	No
185	GOM_NL__2PRFIN20051219_145536_000000362043_00297_19890_9490.N1	19-DEC-2005 14:55:36	Bright	36.000	146	25Eta Tau	2.8730	15200.	72	19890	No
186	GOM_NL__2PRFIN20051219_145743_000000362043_00297_19890_9491.N1	19-DEC-2005 14:57:43	Bright	35.500	150	44Zet Per	2.8900	28000.	71	19890	No
187	GOM_NL__2PRFIN20051219_145958_000000342043_00297_19890_9492.N1	19-DEC-2005 14:59:58	Bright	34.000	149	45Eps Per	2.8880	30000.	68	19890	No
188	GOM_NL__2PRFIN20051219_150212_000000352043_00297_19890_9493.N1	19-DEC-2005 15:02:12	Bright	35.000	175	39Del Per	3.0100	19400.	70	19890	No
189	GOM_NL__2PRFIN20051219_150403_000000352043_00297_19890_9494.N1	19-DEC-2005 15:04:03	Bright	34.500	160	23Gam Per	2.9300	4700.0	69	19890	No
190	GOM_NL__2PRFIN20051219_151352_000000352043_00297_19890_9495.N1	19-DEC-2005 15:13:52	Bright	35.000	49	1Alp UMi	1.9900	6300.0	70	19890	No
191	GOM_NL__2PRFIN20051219_151833_000000372043_00297_19890_9496.N1	19-DEC-2005 15:18:33	Bright	37.000	60	7Bet UMi	2.0810	3950.0	74	19890	No
192	GOM_NL__2PRFIN20051219_152156_000000342043_00297_19890_9497.N1	19-DEC-2005 15:21:56	Bright	33.500	119	14Eta Dra	2.7270	4700.0	67	19890	No
193	GOM_NL__2PRFIN20051219_153204_000000352043_00297_19890_9498.N1	19-DEC-2005 15:32:04	Bright	35.000	67	5Alp CrB	2.2210	11000.	70	19890	No
194	GOM_NL__2PRFIN20051219_153737_000000332043_00297_19890_9499.N1	19-DEC-2005 15:37:37	Bright	32.500	102	24Alp Ser	2.6000	4250.0	65	19890	No
195	GOM_NL__2PRFIN20051219_154440_000000362043_00297_19890_9500.N1	19-DEC-2005 15:44:40	Bright	35.500	122	9Alp2Lib	2.7470	9700.0	71	19890	No
196	GOM_NL__2PRFIN20051219_155110_000000482043_00297_19890_9501.N1	19-DEC-2005 15:51:10	Dark	47.500	54	5The Cen	2.0550	4500.0	95	19890	No
197	GOM_NL__2PRFIN20051219_155308_000000392043_00297_19890_9502.N1	19-DEC-2005 15:53:08	Dark	39.000	78	Alp Lup	2.3040	28000.	78	19890	No
198	GOM_NL__2PRFIN20051219_155639_000000522043_00297_19890_9503.N1	19-DEC-2005 15:56:39	Dark	52.000	4	Alp1Cen	-0.010000	5800.0	104	19890	No
199	GOM_NL__2PRFIN20051219_155950_000000452043_00298_19891_9483.N1	19-DEC-2005 15:59:50	Dark	45.000	12	Alp1Cru	0.77500	30000.	90	19891	No
200	GOM_NL__2PRFIN20051219_160526_000000372043_00298_19891_9484.N1	19-DEC-2005 16:05:26	Dark	37.000	29	Bet Car	1.6720	10200.	74	19891	No
201	GOM_NL__2PRFIN20051219_160805_000000502043_00298_19891_9485.N1	19-DEC-2005 16:08:05	Dark	50.000	41	Eps Car	1.8600	4100.0	100	19891	No
202	GOM_NL__2PRFIN20051219_161249_000000482043_00298_19891_9486.N1	19-DEC-2005 16:12:49	Dark	47.500	2	Alp Car	-0.73600	7000.0	95	19891	No
203	GOM_NL__2PRFIN20051219_161846_000000392043_00298_19891_9487.N1	19-DEC-2005 16:18:46	Straylight	39.000	108	Alp Col	2.6520	15200.	78	19891	No
204	GOM_NL__2PRFIN20051219_162542_000000402043_00298_19891_9488.N1	19-DEC-2005 16:25:42	Straylight	40.000	165	34Gam Eri	2.9500	3200.0	80	19891	No
205	GOM_NL__2PRFIN20051219_163354_000000532043_00298_19891_9489.N1	19-DEC-2005 16:33:54	Tw_i_and_stray	53.000	13	87Alp Tau	0.86700	3800.0	106	19891	No
206	GOM_NL__2PRFIN20051219_163612_000000362043_00298_19891_9490.N1	19-DEC-2005 16:36:12	Bright	35.500	146	25Eta Tau	2.8730	15200.	71	19891	No
207	GOM_NL__2PRFIN20051219_163819_000000362043_00298_19891_9491.N1	19-DEC-2005 16:38:19	Bright	36.000	150	44Zet Per	2.8900	28000.	72	19891	No
208	GOM_NL__2PRFIN20051219_164035_000000352043_00298_19891_9492.N1	19-DEC-2005 16:40:35	Bright	34.500	149	45Eps Per	2.8880	30000.	69	19891	No
209	GOM_NL__2PRFIN20051219_164248_000000352043_00298_19891_9493.N1	19-DEC-2005 16:42:48	Bright	35.000	175	39Del Per	3.0100	19400.	70	19891	No
210	GOM_NL__2PRFIN20051219_164439_000000342043_00298_19891_9494.N1	19-DEC-2005 16:44:39	Bright	34.000	160	23Gam Per	2.9300	4700.0	68	19891	No
211	GOM_NL__2PRFIN20051219_165428_000000362043_00298_19891_9495.N1	19-DEC-2005 16:54:28	Bright	36.000	49	1Alp UMi	1.9900	6300.0	72	19891	No
212	GOM_NL__2PRFIN20051219_165908_000000372043_00298_19891_9496.N1	19-DEC-2005 16:59:08	Bright	37.000	60	7Bet UMi	2.0810	3950.0	74	19891	No
213	GOM_NL__2PRFIN20051219_170232_000000352043_00298_19891_9497.N1	19-DEC-2005 17:02:32	Bright	34.500	119	14Eta Dra	2.7270	4700.0	69	19891	No
214	GOM_NL__2PRFIN20051219_171240_000000352043_00298_19891_9498.N1	19-DEC-2005 17:12:40	Bright	35.000	67	5Alp CrB	2.2210	11000.	70	19891	No
215	GOM_NL__2PRFIN20051219_171813_000000332043_00298_19891_9499.N1	19-DEC-2005 17:18:13	Bright	33.000	102	24Alp Ser	2.6000	4250.0	66	19891	No
216	GOM_NL__2PRFIN20051219_172516_000000382043_00298_19891_9500.N1	19-DEC-2005 17:25:16	Bright	37.500	122	9Alp2Lib	2.7470	9700.0	75	19891	No
217	GOM_NL__2PRFIN20051219_173146_000000452043_00298_19891_9501.N1	19-DEC-2005 17:31:46	Dark	45.000	54	5The Cen	2.0550	4500.0	90	19891	No
218	GOM_NL__2PRFIN20051219_173345_000000382043_00298_19891_9502.N1	19-DEC-2005 17:33:45	Dark	38.000	78	Alp Lup	2.3040	28000.	76	19891	No
219	GOM_NL__2PRFIN20051219_173716_000000522043_00298_19891_9503.N1	19-DEC-2005 17:37:16	Dark	52.000	4	Alp1Cen	-0.010000	5800.0	104	19891	No

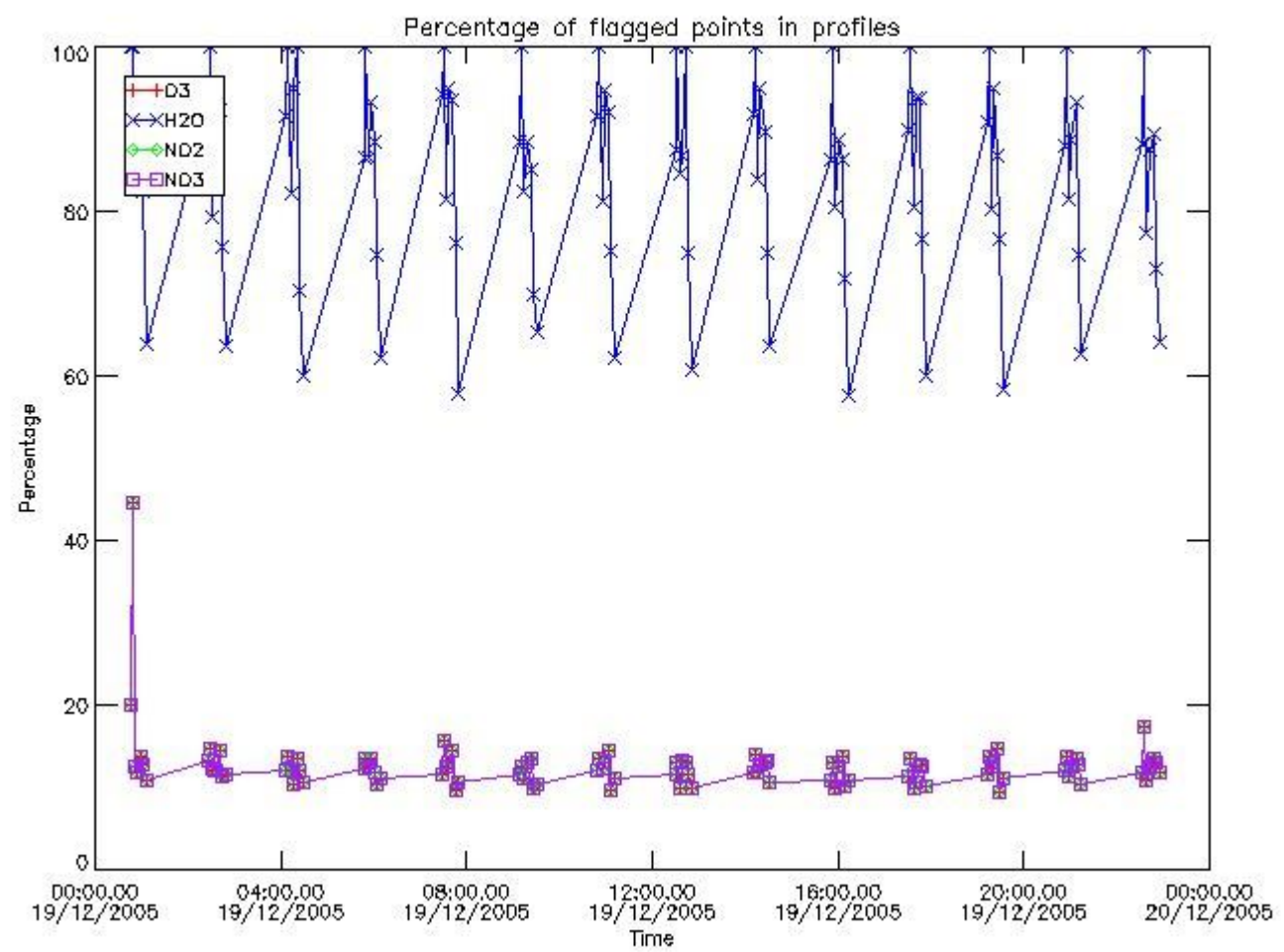
220	GOM_NL__2PRFIN20051219_174026_000000492043_00299_19892_9503.N1	19-DEC-2005 17:40:26	Dark	48.500	12	Alp1Cru	0.77500	30000.	97	19892	No
221	GOM_NL__2PRFIN20051219_174602_000000402043_00299_19892_9504.N1	19-DEC-2005 17:46:02	Dark	40.000	29	Bet Car	1.6720	10200.	80	19892	No
222	GOM_NL__2PRFIN20051219_174842_000000412043_00299_19892_9505.N1	19-DEC-2005 17:48:42	Dark	41.000	41	Eps Car	1.8600	4100.0	82	19892	No
223	GOM_NL__2PRFIN20051219_175326_000000512043_00299_19892_9506.N1	19-DEC-2005 17:53:26	Dark	50.500	2	Alp Car	-0.73600	7000.0	101	19892	No
224	GOM_NL__2PRFIN20051219_175922_000000382043_00299_19892_9507.N1	19-DEC-2005 17:59:22	Straylight	37.500	108	Alp Col	2.6520	15200.	75	19892	No
225	GOM_NL__2PRFIN20051219_180618_000000432043_00299_19892_9508.N1	19-DEC-2005 18:06:18	Straylight	42.500	165	34Gam Eri	2.9500	3200.0	85	19892	No
226	GOM_NL__2PRFIN20051219_181430_000000532043_00299_19892_9509.N1	19-DEC-2005 18:14:30	Tw_i_and_stray	53.000	13	87Alp Tau	0.86700	3800.0	106	19892	No
227	GOM_NL__2PRFIN20051219_181649_000000362043_00299_19892_9510.N1	19-DEC-2005 18:16:49	Bright	36.000	146	25Eta Tau	2.8730	15200.	72	19892	No
228	GOM_NL__2PRFIN20051219_181855_000000362043_00299_19892_9511.N1	19-DEC-2005 18:18:55	Bright	35.500	150	44Zet Per	2.8900	28000.	71	19892	No
229	GOM_NL__2PRFIN20051219_182110_000000352043_00299_19892_9512.N1	19-DEC-2005 18:21:10	Bright	34.500	149	45Eps Per	2.8880	30000.	69	19892	No
230	GOM_NL__2PRFIN20051219_182324_000000342043_00299_19892_9513.N1	19-DEC-2005 18:23:24	Bright	34.000	175	39Del Per	3.0100	19400.	68	19892	No
231	GOM_NL__2PRFIN20051219_182515_000000362043_00299_19892_9514.N1	19-DEC-2005 18:25:15	Bright	35.500	160	23Gam Per	2.9300	4700.0	71	19892	No
232	GOM_NL__2PRFIN20051219_183504_000000352043_00299_19892_9515.N1	19-DEC-2005 18:35:04	Bright	35.000	49	1Alp UMi	1.9900	6300.0	70	19892	No
233	GOM_NL__2PRFIN20051219_183944_000000382043_00299_19892_9516.N1	19-DEC-2005 18:39:44	Bright	38.000	60	7Bet UMi	2.0810	3950.0	76	19892	No
234	GOM_NL__2PRFIN20051219_184308_000000332043_00299_19892_9517.N1	19-DEC-2005 18:43:08	Bright	32.500	119	14Eta Dra	2.7270	4700.0	65	19892	No
235	GOM_NL__2PRFIN20051219_185316_000000342043_00299_19892_9518.N1	19-DEC-2005 18:53:16	Bright	34.000	67	5Alp CrB	2.2210	11000.	68	19892	No
236	GOM_NL__2PRFIN20051219_185849_000000332043_00299_19892_9519.N1	19-DEC-2005 18:58:49	Bright	33.000	102	24Alp Ser	2.6000	4250.0	66	19892	No
237	GOM_NL__2PRFIN20051219_190552_000000532043_00299_19892_9520.N1	19-DEC-2005 19:05:52	Bright	53.000	122	9Alp2Lib	2.7470	9700.0	106	19892	No
238	GOM_NL__2PRFIN20051219_191223_000000452043_00299_19892_9521.N1	19-DEC-2005 19:12:23	Dark	44.500	54	5The Cen	2.0550	4500.0	89	19892	No
239	GOM_NL__2PRFIN20051219_191421_000000372043_00299_19892_9522.N1	19-DEC-2005 19:14:21	Dark	37.000	78	Alp Lup	2.3040	28000.	74	19892	No
240	GOM_NL__2PRFIN20051219_191752_000000412043_00299_19892_9523.N1	19-DEC-2005 19:17:52	Dark	41.000	4	Alp1Cen	-0.010000	5800.0	82	19892	No
241	GOM_NL__2PRFIN20051219_192103_000000402043_00300_19893_9503.N1	19-DEC-2005 19:21:03	Dark	39.500	12	Alp1Cru	0.77500	30000.	79	19893	No
242	GOM_NL__2PRFIN20051219_192638_000000382043_00300_19893_9504.N1	19-DEC-2005 19:26:38	Dark	38.000	29	Bet Car	1.6720	10200.	76	19893	No
243	GOM_NL__2PRFIN20051219_192918_000000542043_00300_19893_9505.N1	19-DEC-2005 19:29:18	Dark	54.000	41	Eps Car	1.8600	4100.0	108	19893	No
244	GOM_NL__2PRFIN20051219_193402_000000462043_00300_19893_9506.N1	19-DEC-2005 19:34:02	Dark	46.000	2	Alp Car	-0.73600	7000.0	92	19893	No
245	GOM_NL__2PRFIN20051219_193958_000000412043_00300_19893_9507.N1	19-DEC-2005 19:39:58	Straylight	40.500	108	Alp Col	2.6520	15200.	81	19893	No
246	GOM_NL__2PRFIN20051219_194654_000000412043_00300_19893_9508.N1	19-DEC-2005 19:46:54	Straylight	40.500	165	34Gam Eri	2.9500	3200.0	81	19893	No
247	GOM_NL__2PRFIN20051219_195506_000000472043_00300_19893_9509.N1	19-DEC-2005 19:55:06	Tw_i_and_stray	46.500	13	87Alp Tau	0.86700	3800.0	93	19893	No
248	GOM_NL__2PRFIN20051219_195725_000000352043_00300_19893_9510.N1	19-DEC-2005 19:57:25	Bright	34.500	146	25Eta Tau	2.8730	15200.	69	19893	No
249	GOM_NL__2PRFIN20051219_195931_000000352043_00300_19893_9511.N1	19-DEC-2005 19:59:31	Bright	34.500	150	44Zet Per	2.8900	28000.	69	19893	No
250	GOM_NL__2PRFIN20051219_200146_000000352043_00300_19893_9512.N1	19-DEC-2005 20:01:46	Bright	34.500	149	45Eps Per	2.8880	30000.	69	19893	No
251	GOM_NL__2PRFIN20051219_200400_000000352043_00300_19893_9513.N1	19-DEC-2005 20:04:00	Bright	34.500	175	39Del Per	3.0100	19400.	69	19893	No
252	GOM_NL__2PRFIN20051219_200551_000000352043_00300_19893_9514.N1	19-DEC-2005 20:05:51	Bright	35.000	160	23Gam Per	2.9300	4700.0	70	19893	No
253	GOM_NL__2PRFIN20051219_201540_000000362043_00300_19893_9515.N1	19-DEC-2005 20:15:40	Bright	36.000	49	1Alp UMi	1.9900	6300.0	72	19893	No
254	GOM_NL__2PRFIN20051219_202020_000000382043_00300_19893_9516.N1	19-DEC-2005 20:20:20	Bright	37.500	60	7Bet UMi	2.0810	3950.0	75	19893	No
255	GOM_NL__2PRFIN20051219_202344_000000352043_00300_19893_9517.N1	19-DEC-2005 20:23:44	Bright	34.500	119	14Eta Dra	2.7270	4700.0	69	19893	No
256	GOM_NL__2PRFIN20051219_203353_000000342043_00300_19893_9518.N1	19-DEC-2005 20:33:53	Bright	34.000	67	5Alp CrB	2.2210	11000.	68	19893	No
257	GOM_NL__2PRFIN20051219_203925_000000332043_00300_19893_9519.N1	19-DEC-2005 20:39:25	Bright	32.500	102	24Alp Ser	2.6000	4250.0	65	19893	No
258	GOM_NL__2PRFIN20051219_204629_000000532043_00300_19893_9520.N1	19-DEC-2005 20:46:29	Bright	53.000	122	9Alp2Lib	2.7470	9700.0	106	19893	No
259	GOM_NL__2PRFIN20051219_205259_000000422043_00300_19893_9521.N1	19-DEC-2005 20:52:59	Dark	42.000	54	5The Cen	2.0550	4500.0	84	19893	No
260	GOM_NL__2PRFIN20051219_205457_000000372043_00300_19893_9522.N1	19-DEC-2005 20:54:57	Dark	37.000	78	Alp Lup	2.3040	28000.	74	19893	No
261	GOM_NL__2PRFIN20051219_205828_000000492043_00300_19893_9523.N1	19-DEC-2005 20:58:28	Dark	49.000	4	Alp1Cen	-0.010000	5800.0	98	19893	No
262	GOM_NL__2PRFIN20051219_210139_000000412043_00301_19894_9503.N1	19-DEC-2005 21:01:39	Dark	40.500	12	Alp1Cru	0.77500	30000.	81	19894	No
263	GOM_NL__2PRFIN20051219_210715_000000382043_00301_19894_9504.N1	19-DEC-2005 21:07:15	Dark	38.000	29	Bet Car	1.6720	10200.	76	19894	No
264	GOM_NL__2PRFIN20051219_210955_000000442043_00301_19894_9505.N1	19-DEC-2005 21:09:55	Dark	44.000	41	Eps Car	1.8600	4100.0	88	19894	No
265	GOM_NL__2PRFIN20051219_211438_000000542043_00301_19894_9506.N1	19-DEC-2005 21:14:38	Dark	54.000	2	Alp Car	-0.73600	7000.0	108	19894	No
266	GOM_NL__2PRFIN20051219_212034_000000422043_00301_19894_9507.N1	19-DEC-2005 21:20:34	Straylight	42.000	108	Alp Col	2.6520	15200.	84	19894	No
267	GOM_NL__2PRFIN20051219_212730_000000442043_00301_19894_9508.N1	19-DEC-2005 21:27:30	Straylight	44.000	165	34Gam Eri	2.9500	3200.0	88	19894	No
268	GOM_NL__2PRFIN20051219_213542_000000512043_00301_19894_9509.N1	19-DEC-2005 21:35:42	Tw_i_and_stray	50.500	13	87Alp Tau	0.86700	3800.0	101	19894	No
269	GOM_NL__2PRFIN20051219_213801_000000352043_00301_19894_9510.N1	19-DEC-2005 21:38:01	Bright	35.000	146	25Eta Tau	2.8730	15200.	70	19894	No
270	GOM_NL__2PRFIN20051219_214007_000000352043_00301_19894_9511.N1	19-DEC-2005 21:40:07	Bright	35.000	150	44Zet Per	2.8900	28000.	70	19894	No
271	GOM_NL__2PRFIN20051219_214222_000000352043_00301_19894_9512.N1	19-DEC-2005 21:42:22	Bright	34.500	149	45Eps Per	2.8880	30000.	69	19894	No
272	GOM_NL__2PRFIN20051219_214436_000000442043_00301_19894_9513.N1	19-DEC-2005 21:44:36	Bright	43.500	175	39Del Per	3.0100	19400.	87	19894	No
273	GOM_NL__2PRFIN20051219_214627_000000352043_00301_19894_9514.N1	19-DEC-2005 21:46:27	Bright	34.500	160	23Gam Per	2.9300	4700.0	69	19894	No
274	GOM_NL__2PRFIN20051219_215615_000000362043_00301_19894_9515.N1	19-DEC-2005 21:56:15	Bright	35.500	49	1Alp UMi	1.9900	6300.0	71	19894	No
275	GOM_NL__2PRFIN20051219_220056_000000382043_00301_19894_9516.N1	19-DEC-2005 22:00:56	Bright	37.500	60	7Bet UMi	2.0810	3950.0	75	19894	No
276	GOM_NL__2PRFIN20051219_220420_000000362043_00301_19894_9517.N1	19-DEC-2005 22:04:20	Bright	35.500	119	14Eta Dra	2.7270	4700.0	71	19894	No
277	GOM_NL__2PRFIN20051219_221429_000000342043_00301_19894_9518.N1	19-DEC-2005 22:14:29	Bright	33.500	67	5Alp CrB	2.2210	11000.	67	19894	No
278	GOM_NL__2PRFIN20051219_222001_000000332043_00301_19894_9519.N1	19-DEC-2005 22:20:01	Bright	32.500	102	24Alp Ser	2.6000	4250.0	65	19894	No

279	GOM_NL__2PRFIN20051219_222705_000000372043_00301_19894_9520.N1	19-DEC-2005 22:27:05	Bright	37.000	122	9Alp2Lib	2.7470	9700.0	74	19894	No
280	GOM_NL__2PRFIN20051219_223335_000000432043_00301_19894_9521.N1	19-DEC-2005 22:33:35	Dark	43.000	54	5The Cen	2.0550	4500.0	86	19894	No
281	GOM_NL__2PRFIN20051219_223533_000000382043_00301_19894_9522.N1	19-DEC-2005 22:35:33	Dark	38.000	78	Alp Lup	2.3040	28000.	76	19894	No
282	GOM_NL__2PRFIN20051219_223904_000000472043_00301_19894_9523.N1	19-DEC-2005 22:39:04	Dark	47.000	4	Alp1Cen	-0.010000	5800.0	94	19894	No
283	GOM_NL__2PRFIN20051219_224215_000000412043_00302_19895_9503.N1	19-DEC-2005 22:42:15	Dark	40.500	12	Alp1Cru	0.77500	30000.	81	19895	No
284	GOM_NL__2PRFIN20051219_224751_000000382043_00302_19895_9504.N1	19-DEC-2005 22:47:51	Dark	38.000	29	Bet Car	1.6720	10200.	76	19895	No
285	GOM_NL__2PRFIN20051219_225031_000000432043_00302_19895_9505.N1	19-DEC-2005 22:50:31	Dark	43.000	41	Eps Car	1.8600	4100.0	86	19895	No
286	GOM_NL__2PRFIN20051219_225514_000000442043_00302_19895_9506.N1	19-DEC-2005 22:55:14	Dark	43.500	2	Alp Car	-0.73600	7000.0	87	19895	No
287	GOM_NL__2PRFIN20051219_230111_000000402043_00302_19895_9507.N1	19-DEC-2005 23:01:11	Straylight	40.000	108	Alp Col	2.6520	15200.	80	19895	No
288	GOM_NL__2PRFIN20051219_230806_000000412043_00302_19895_9508.N1	19-DEC-2005 23:08:06	Straylight	40.500	165	34Gam Eri	2.9500	3200.0	81	19895	No
289	GOM_NL__2PRFIN20051219_231617_000000532043_00302_19895_9509.N1	19-DEC-2005 23:16:17	Tw_i_and_stray	53.000	13	87Alp Tau	0.86700	3800.0	106	19895	No
290	GOM_NL__2PRFIN20051219_231837_000000362043_00302_19895_9510.N1	19-DEC-2005 23:18:37	Bright	35.500	146	25Eta Tau	2.8730	15200.	71	19895	No
291	GOM_NL__2PRFIN20051219_232043_000000352043_00302_19895_9511.N1	19-DEC-2005 23:20:43	Bright	35.000	150	44Zet Per	2.8900	28000.	70	19895	No
292	GOM_NL__2PRFIN20051219_232258_000000352043_00302_19895_9512.N1	19-DEC-2005 23:22:58	Bright	34.500	149	45Eps Per	2.8880	30000.	69	19895	No
293	GOM_NL__2PRFIN20051219_232512_000000342043_00302_19895_9513.N1	19-DEC-2005 23:25:12	Bright	34.000	175	39Del Per	3.0100	19400.	68	19895	No
294	GOM_NL__2PRFIN20051219_232703_000000352043_00302_19895_9514.N1	19-DEC-2005 23:27:03	Bright	35.000	160	23Gam Per	2.9300	4700.0	70	19895	No
295	GOM_NL__2PRFIN20051219_233651_000000312043_00302_19895_9515.N1	19-DEC-2005 23:36:51	Bright	31.000	49	1Alp UMi	1.9900	6300.0	62	19895	No
296	GOM_NL__2PRFIN20051219_234132_000000372043_00302_19895_9516.N1	19-DEC-2005 23:41:32	Bright	37.000	60	7Bet UMi	2.0810	3950.0	74	19895	No
297	GOM_NL__2PRFIN20051219_234456_000000362043_00302_19895_9517.N1	19-DEC-2005 23:44:56	Bright	35.500	119	14Eta Dra	2.7270	4700.0	71	19895	No
298	GOM_NL__2PRFIN20051219_235505_000000352043_00302_19895_9518.N1	19-DEC-2005 23:55:05	Bright	34.500	67	5Alp CrB	2.2210	11000.	69	19895	No

3. Quality information per product

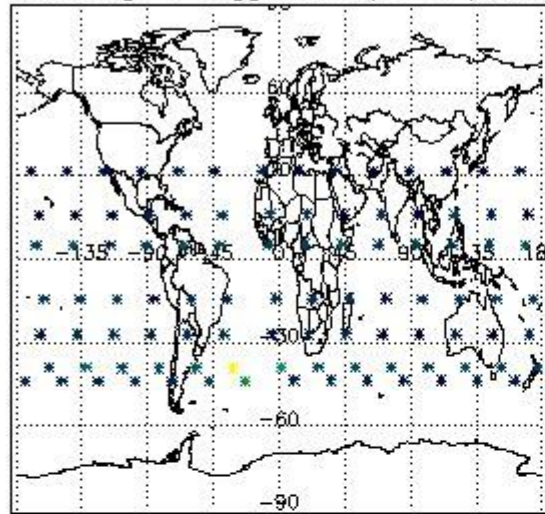
In this section it is plotted some information contained in the Quality Summary data set of the level 2 products. Only products in dark limb conditions and without errors (error flag in the MPH set to "0") are used.

3.1 Plot quality information per product (time dependant)

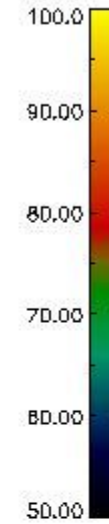
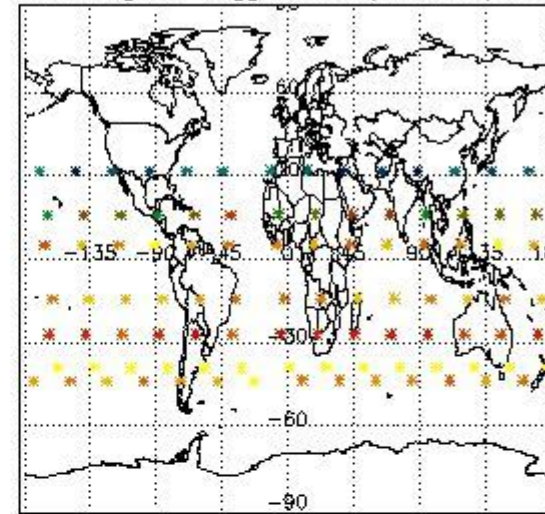


3.2 Plot quality information per product (world map)

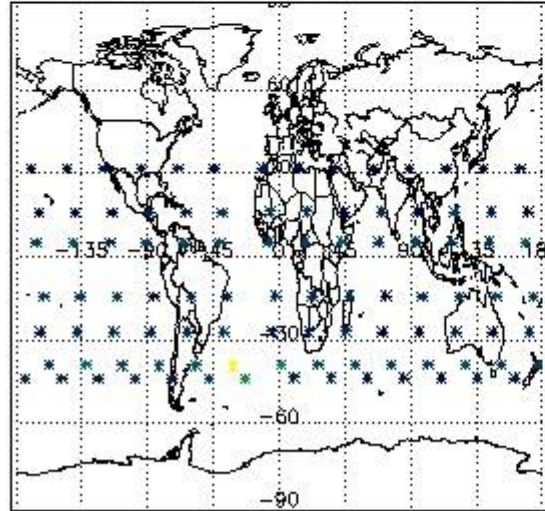
Percentage of flagged data per O3 profile



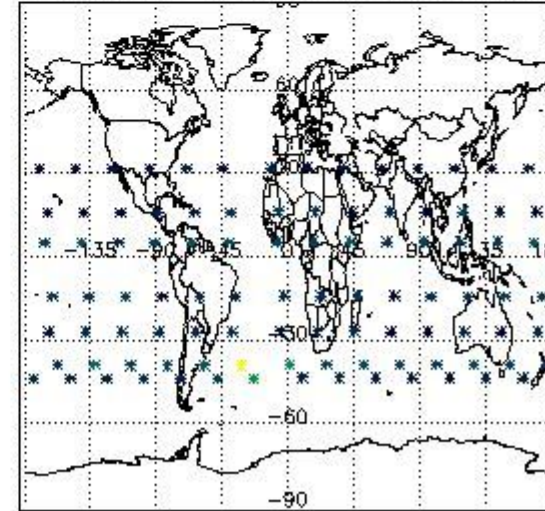
Percentage of flagged data per H2O profile



Percentage of flagged data per NO2 profile



Percentage of flagged data per NO3 profile

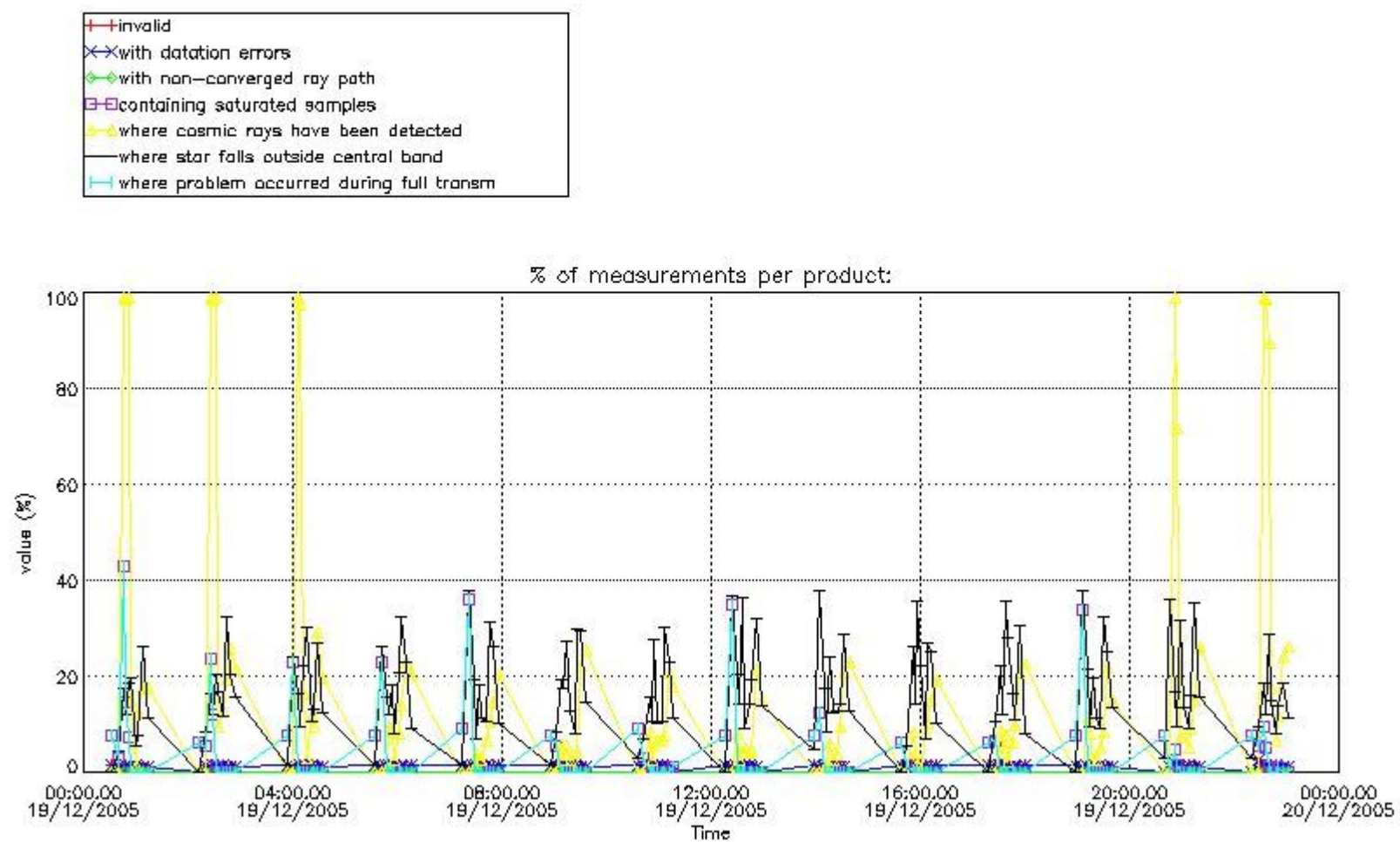


4. Level 1 quality information per product

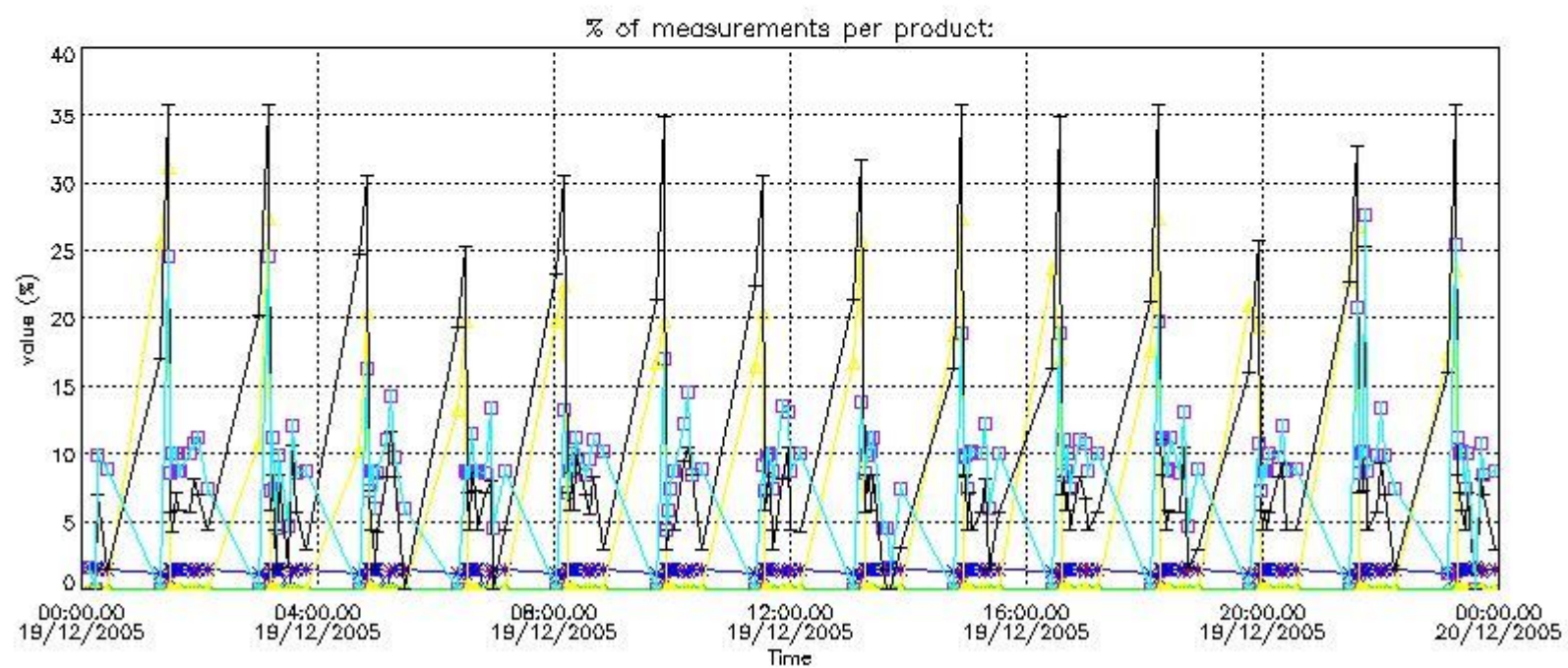
In this section it is plotted some information contained in the Quality Summary data set of the level 2 products that comes from the level 1b processing. Products without errors (error flag in the MPH set to "0") are used.

4.1 Plot quality information per product (time dependant) coming from level 1b processing

4.1.1 Plot level 1 quality information per product (time dependant): ENVISAT ASCENDING passes

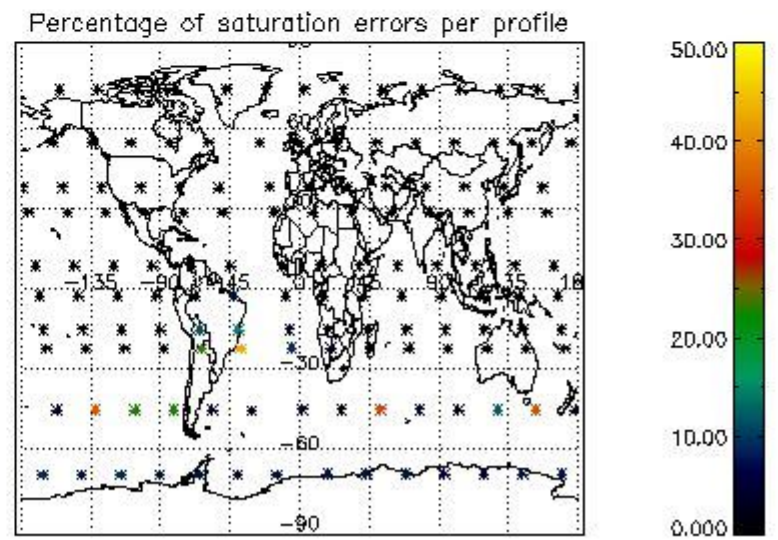
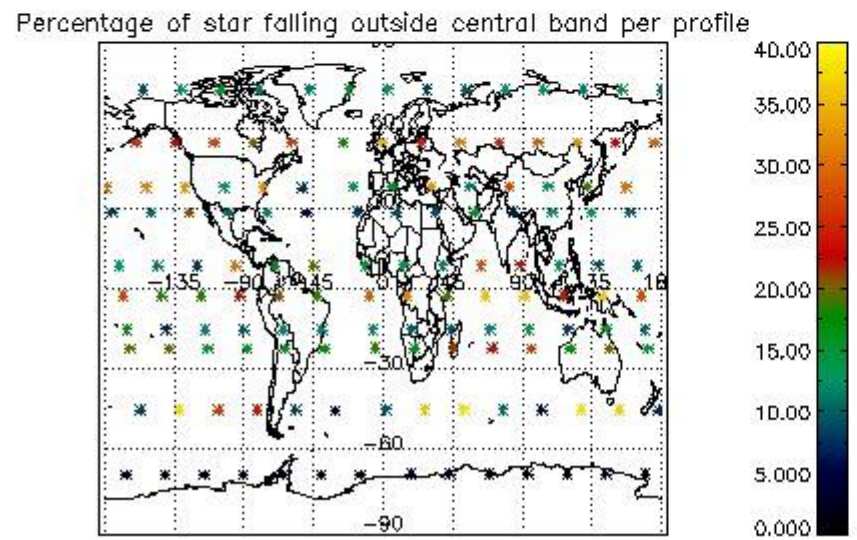
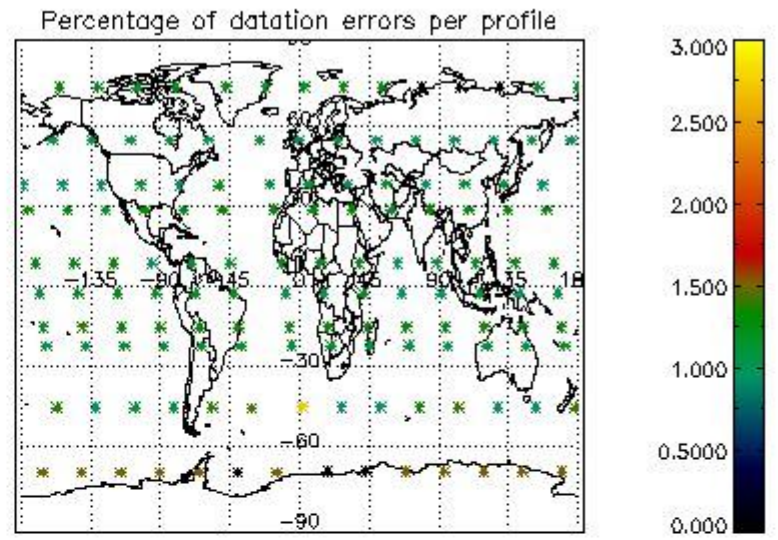
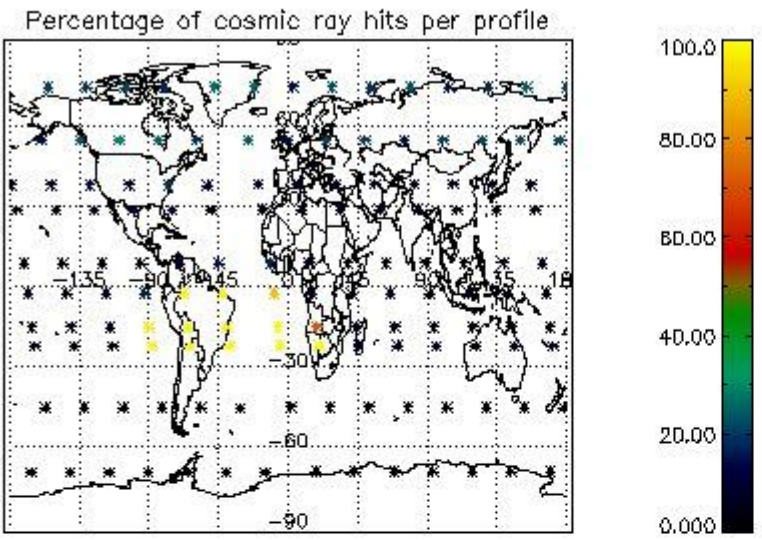


4.1.2 Plot level 1 quality information per product (time dependant): ENVI SAT DESCENDING passes

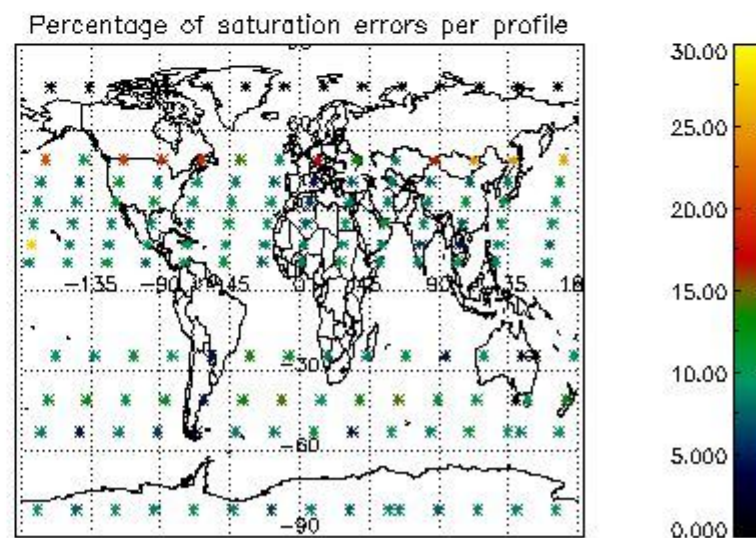
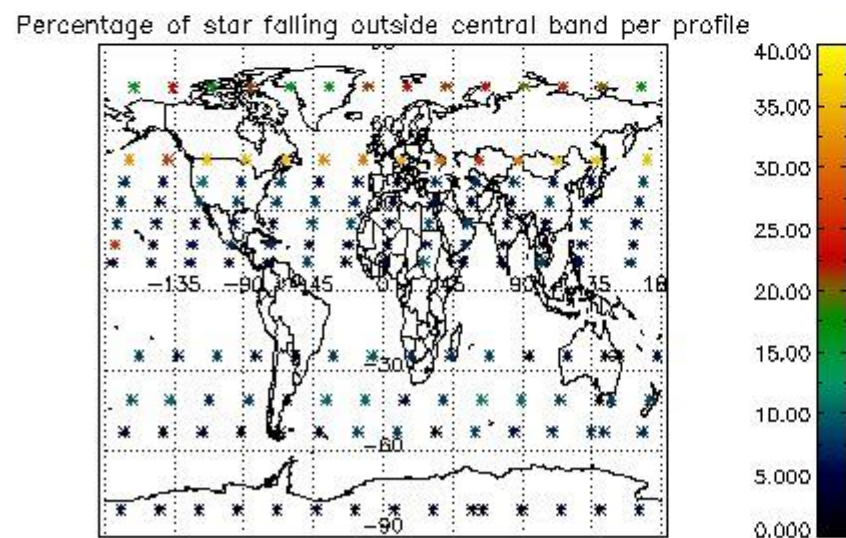
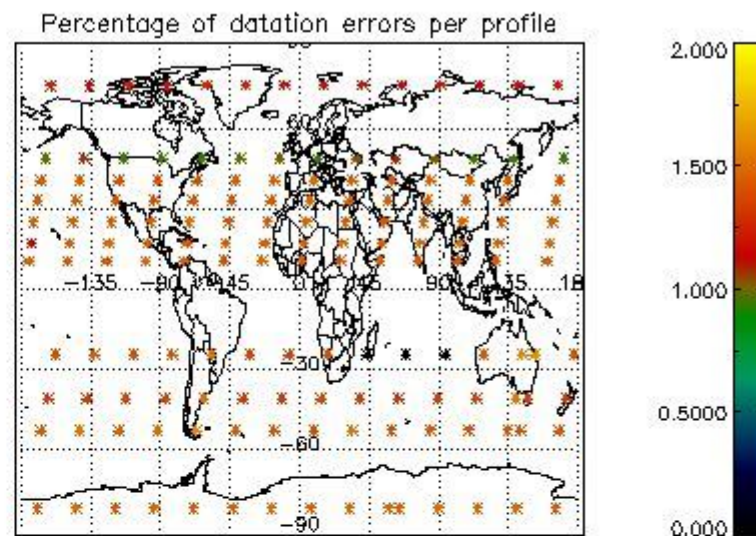
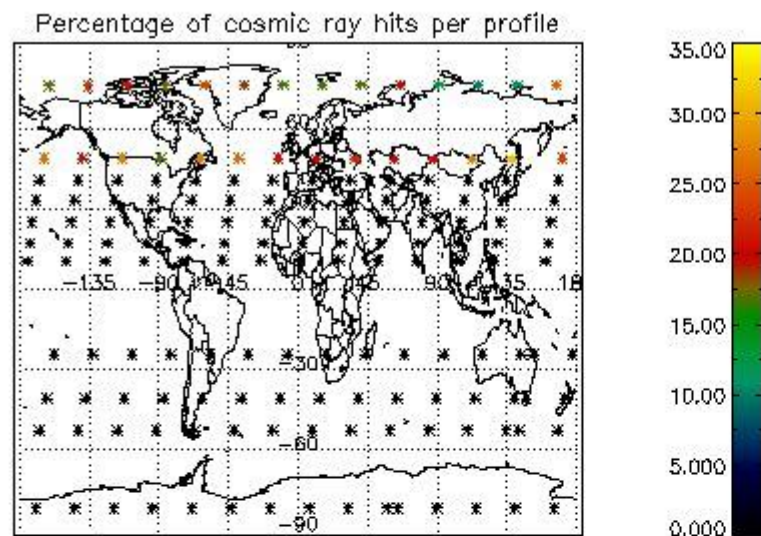


4.2 Plot quality information per product coming from level 1b processing (world map)

4.2.1 Plot level 1 quality information per product (world map): ENVISAT ASCENDING passes



4.2.2 Plot level 1 quality information per product (world map): ENVISAT DESCENDING passes



5. Trace gas profiles

5.1 Ozone statistics based on quality of products

The final quality of the products can be "measured" using the STD (Standard Deviation) attached to every point profile. This information is written to the parameter GOM_NL__2P/NL_LOCAL_SPECIES_DENSITY/o3_std of the level 2 products. The table below shows the statistics for given STD ranges.

The statistics are given with respect to the overall valid production:

- Products without fatal errors: GOM_NL__2P/MPH/PRODUCT_ERR=0
- Valid point profile: GOM_NL__2P/NL_LOCAL_SPECIES_DENSITY/pcd(0)=0

The 'Criteria' is applied to valid points of dark limb products:

- Products in dark limb illumination condition: GOM_NL__2P/NL_SUMMARY_QUALITY/obs_ill_cond=0
- Products without fatal errors: GOM_NL__2P/MPH/PRODUCT_ERR=0
- Valid point profile: GOM_NL__2P/NL_LOCAL_SPECIES_DENSITY/pcd(0)=0

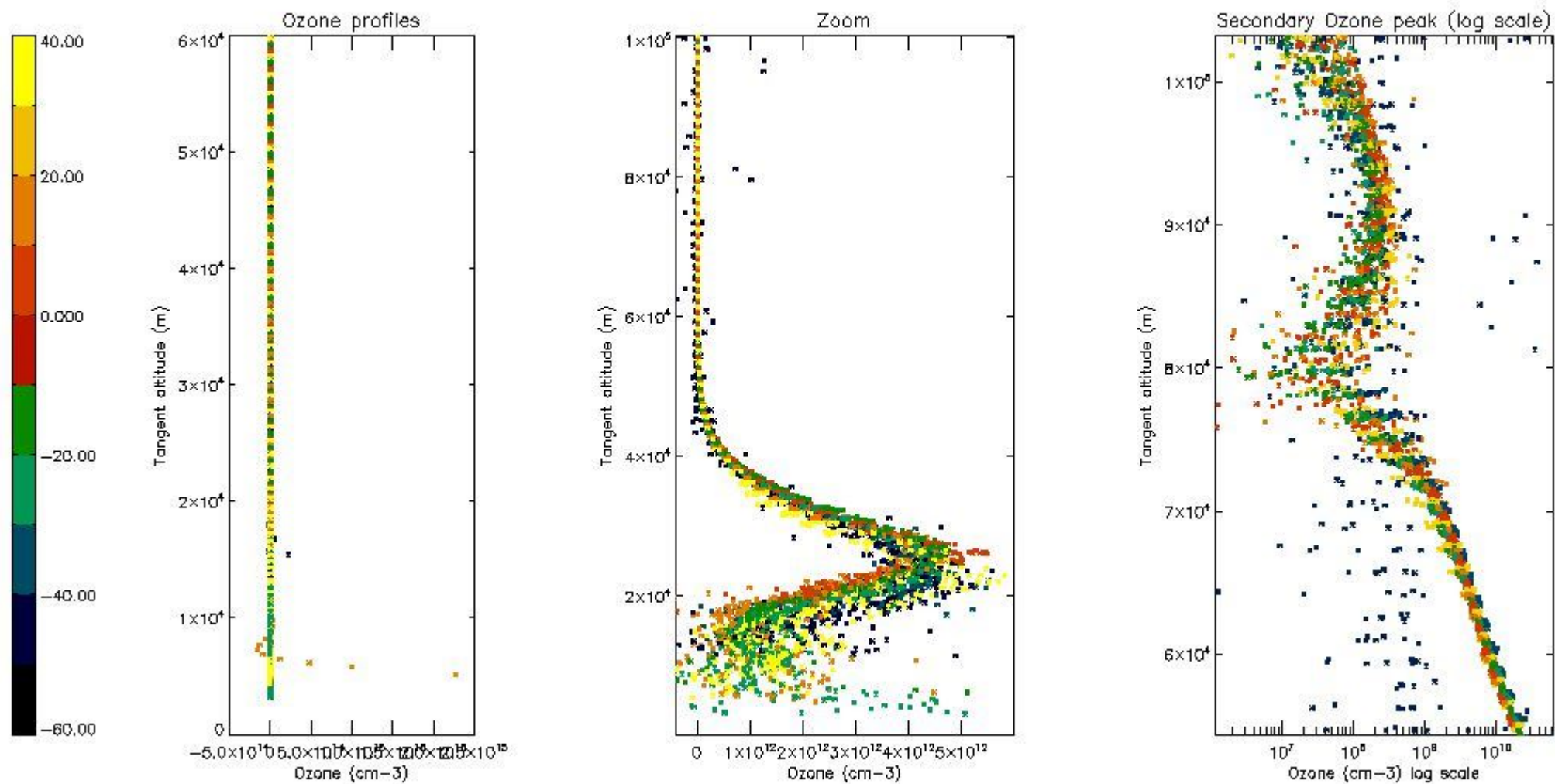
So, the table below shows the percentage of dark limb and valid observations for each criteria with respect to the overall valid daily observations.

Criteria	% of total production
All STD	37
STD < 20	22

STD < 10	18
STD < 5	12

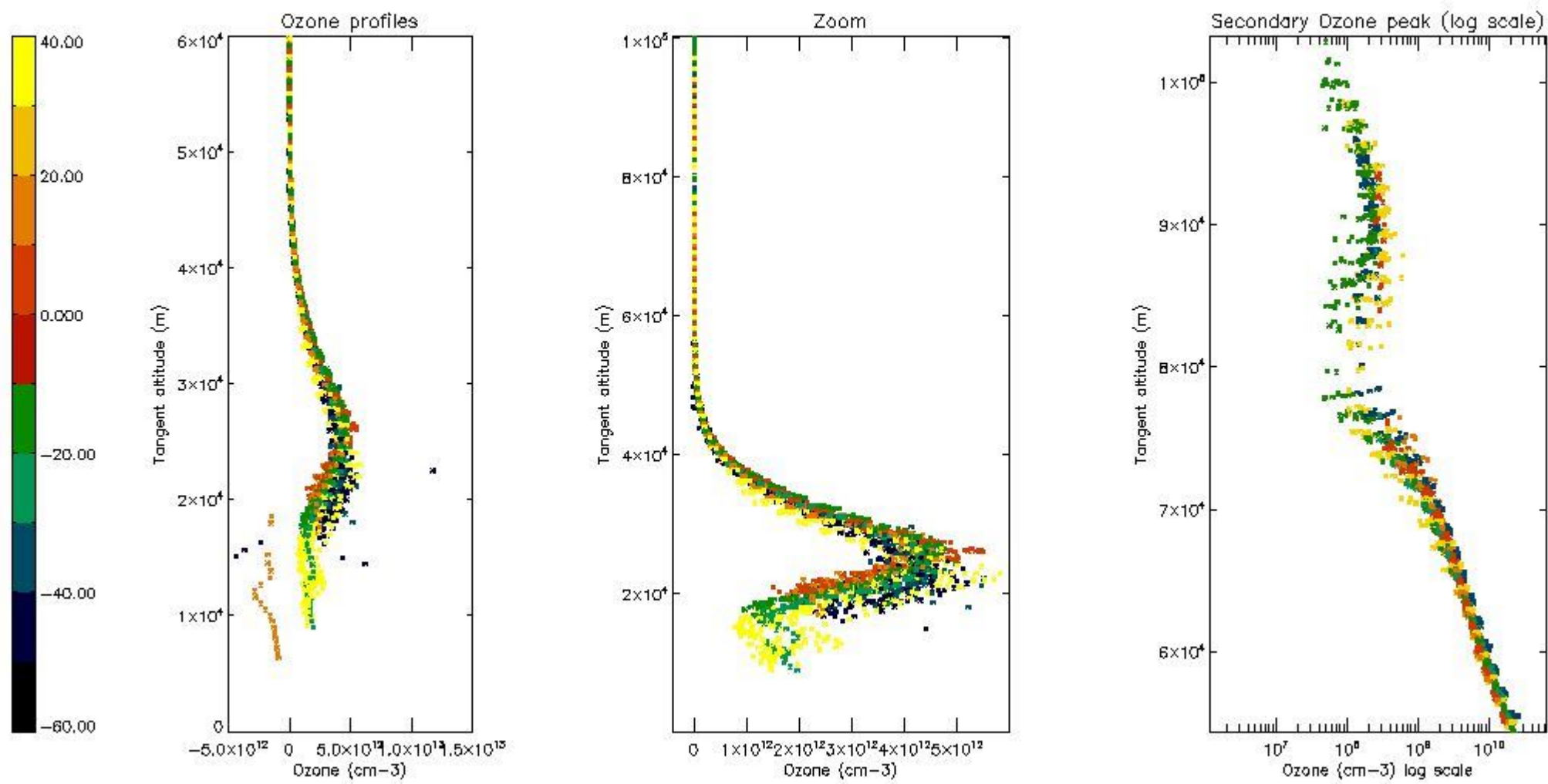
5.2 Plot ozone profiles for all STD (dark without errors)

The colorbar represents the latitude.



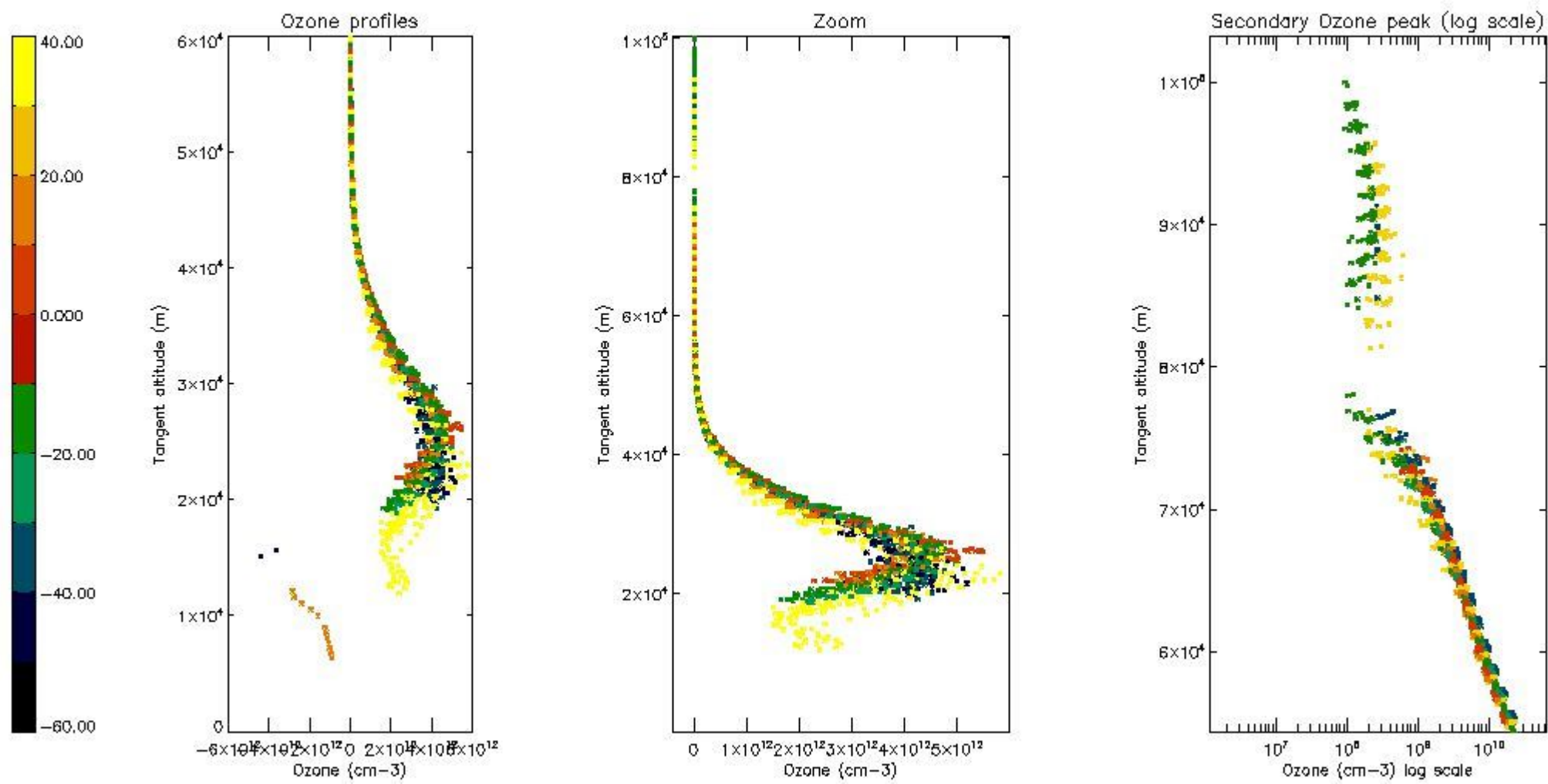
5.3 Plot ozone profiles where STD < 20% (dark without errors)

The colorbar represents the latitude.



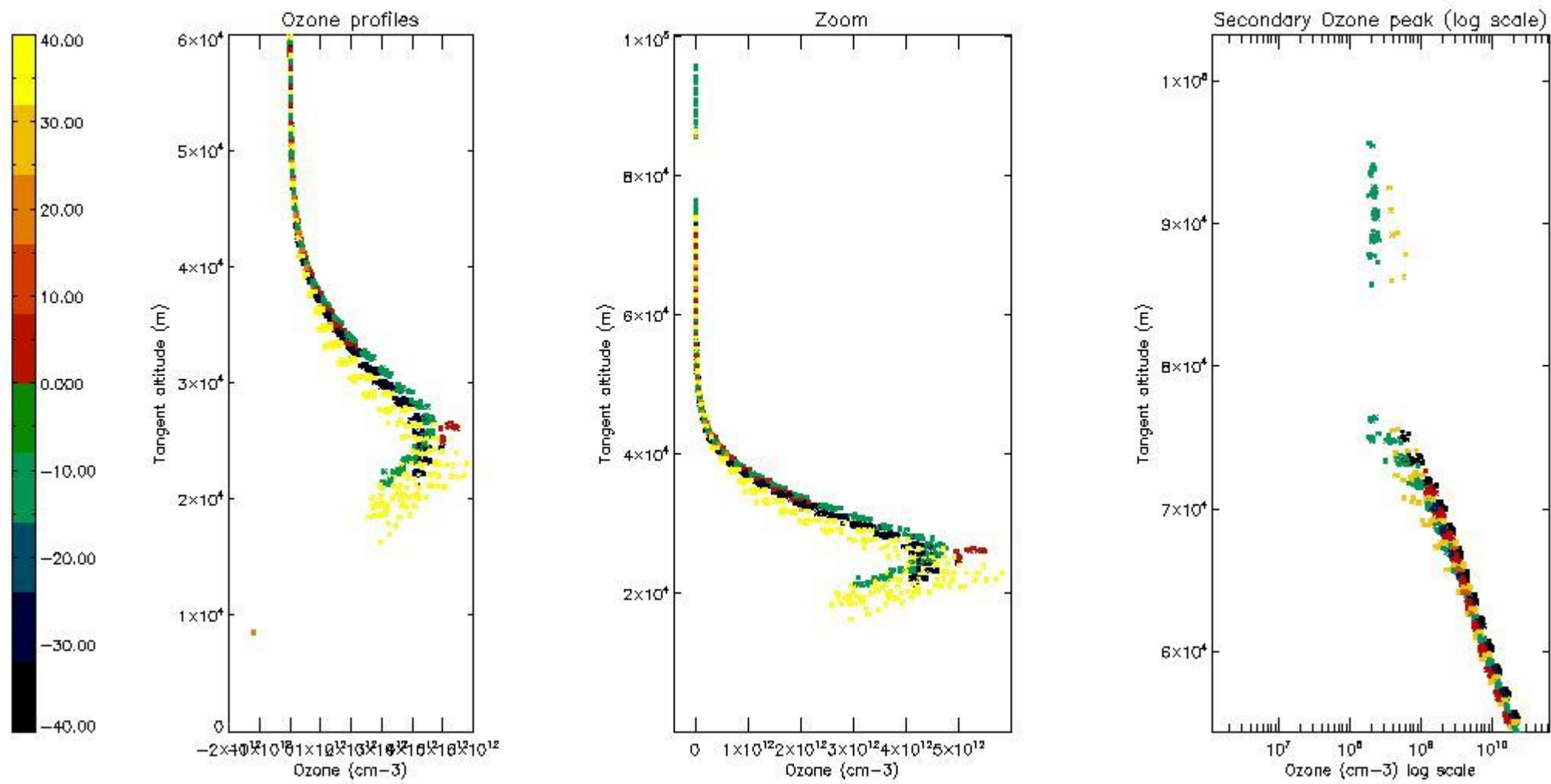
5.4 Plot ozone profiles where STD < 10% (dark without errors)

The colorbar represents the latitude.



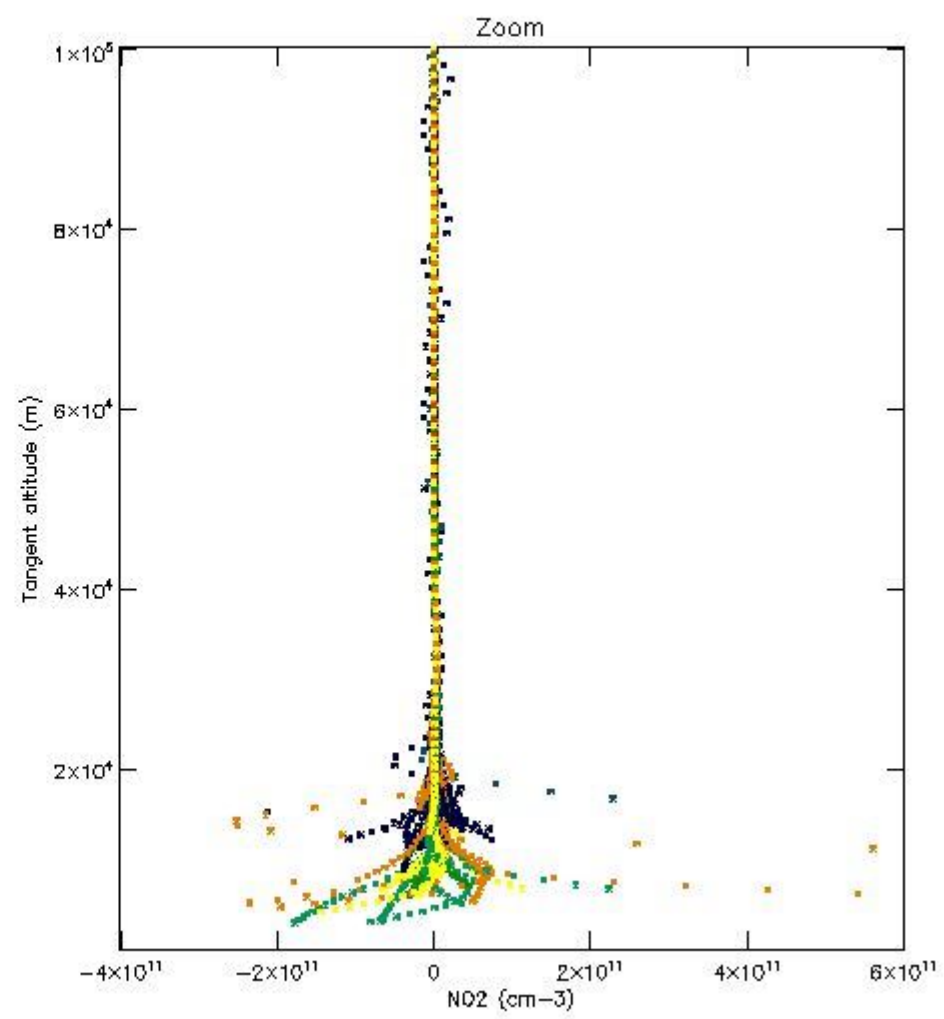
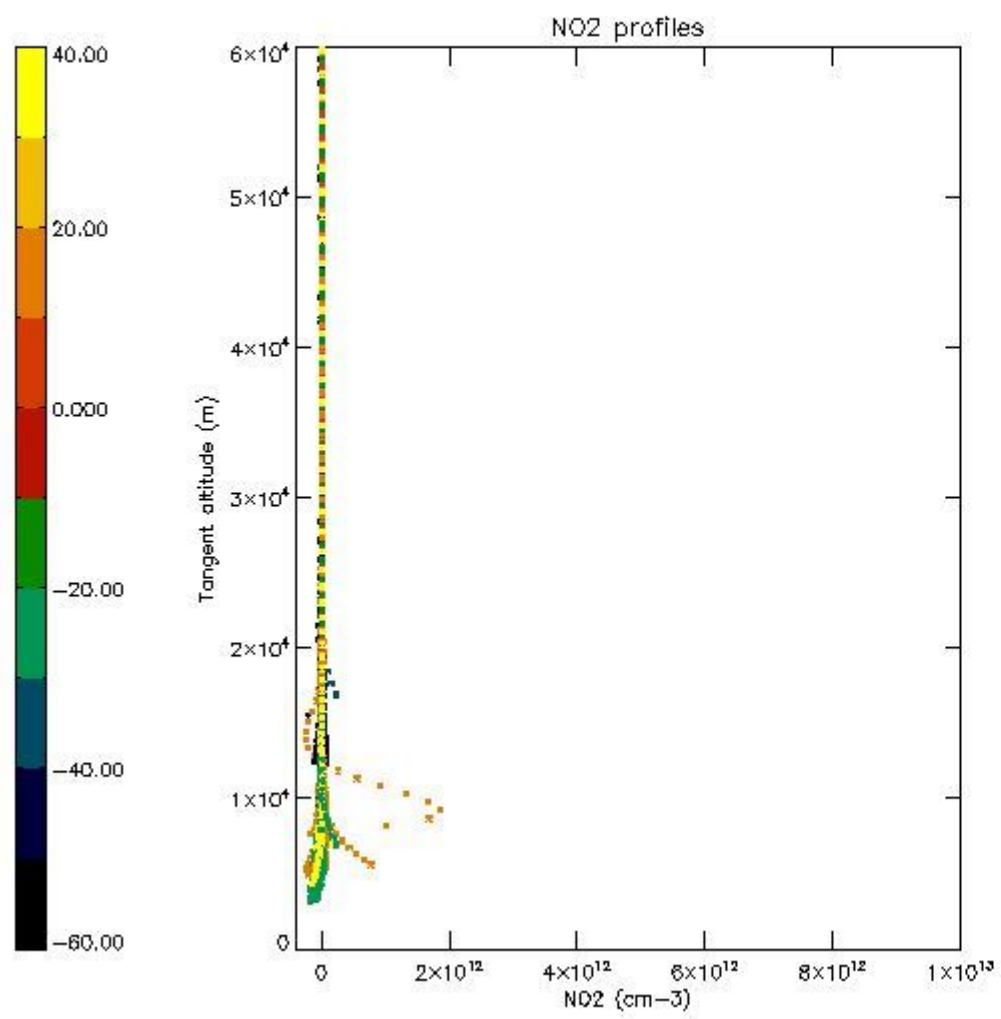
5.5 Plot ozone profiles where STD < 5% (dark without errors)

The colorbar represents the latitude.



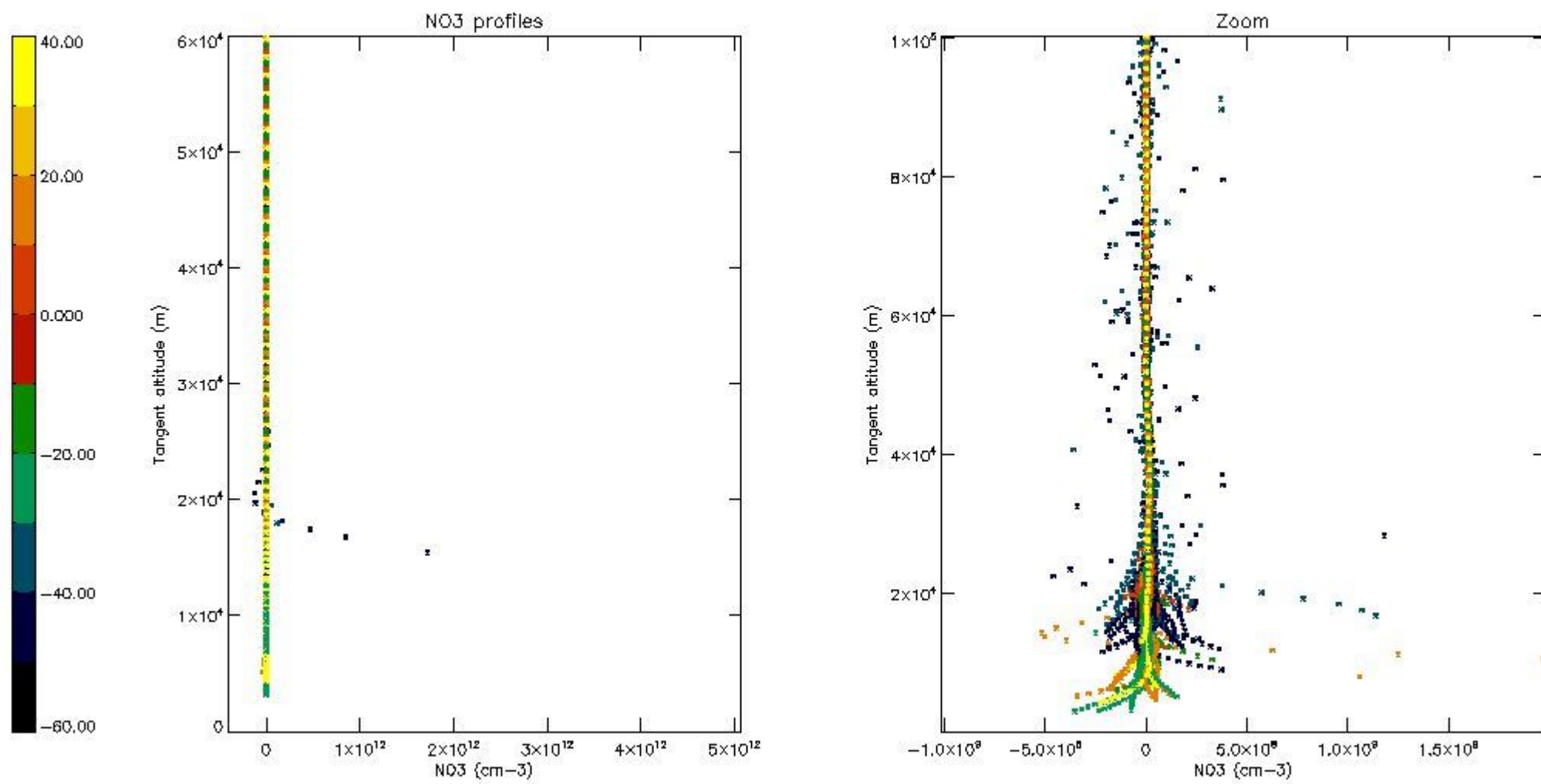
5.6 Plot NO₂ profiles for all STD (dark without errors)

The colorbar represents the latitude.



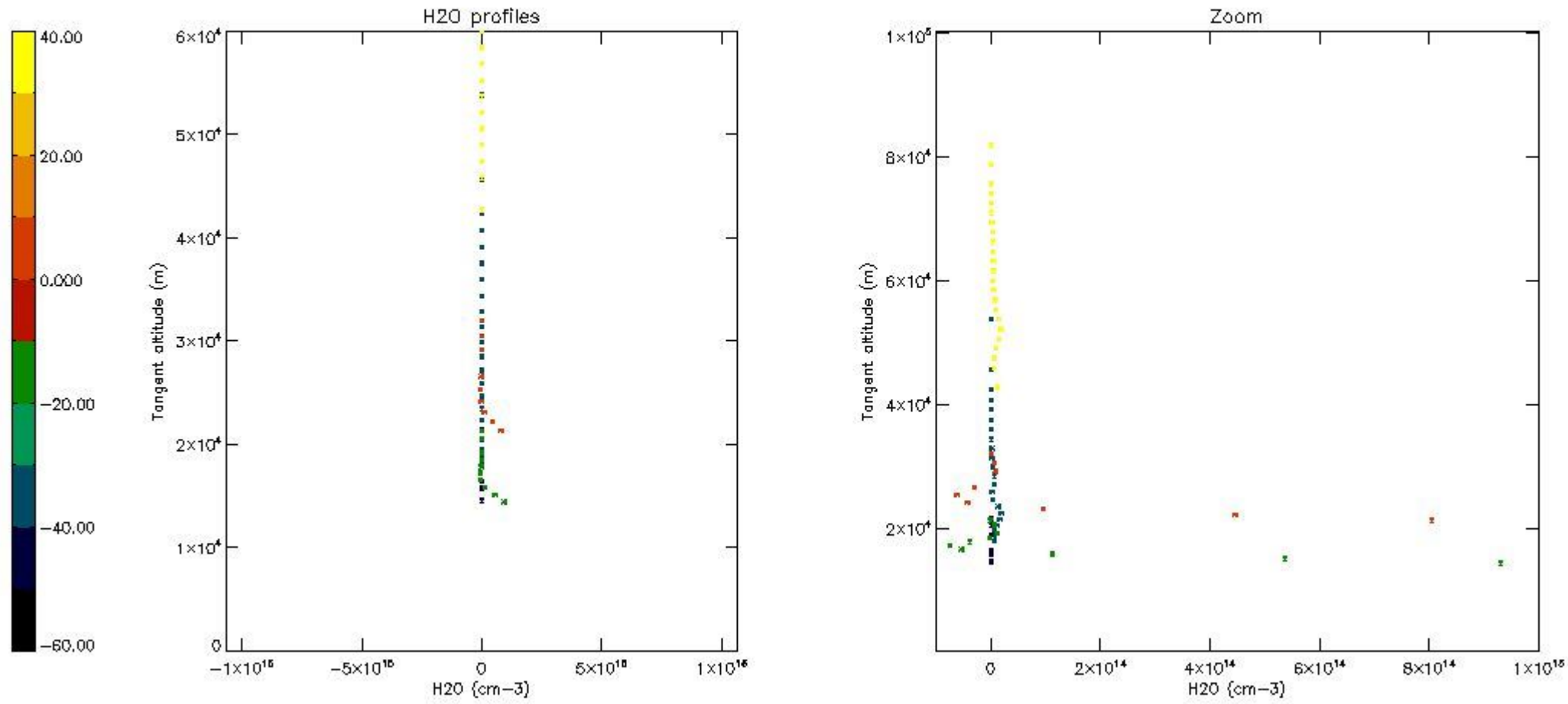
5.7 Plot NO3 profiles for all STD (dark without errors)

The colorbar represents the latitude.



5.8 Plot H₂O profiles for all STD (only for occultations of stars 1,2,3,4,13,14,16,26,63 dark without errors)

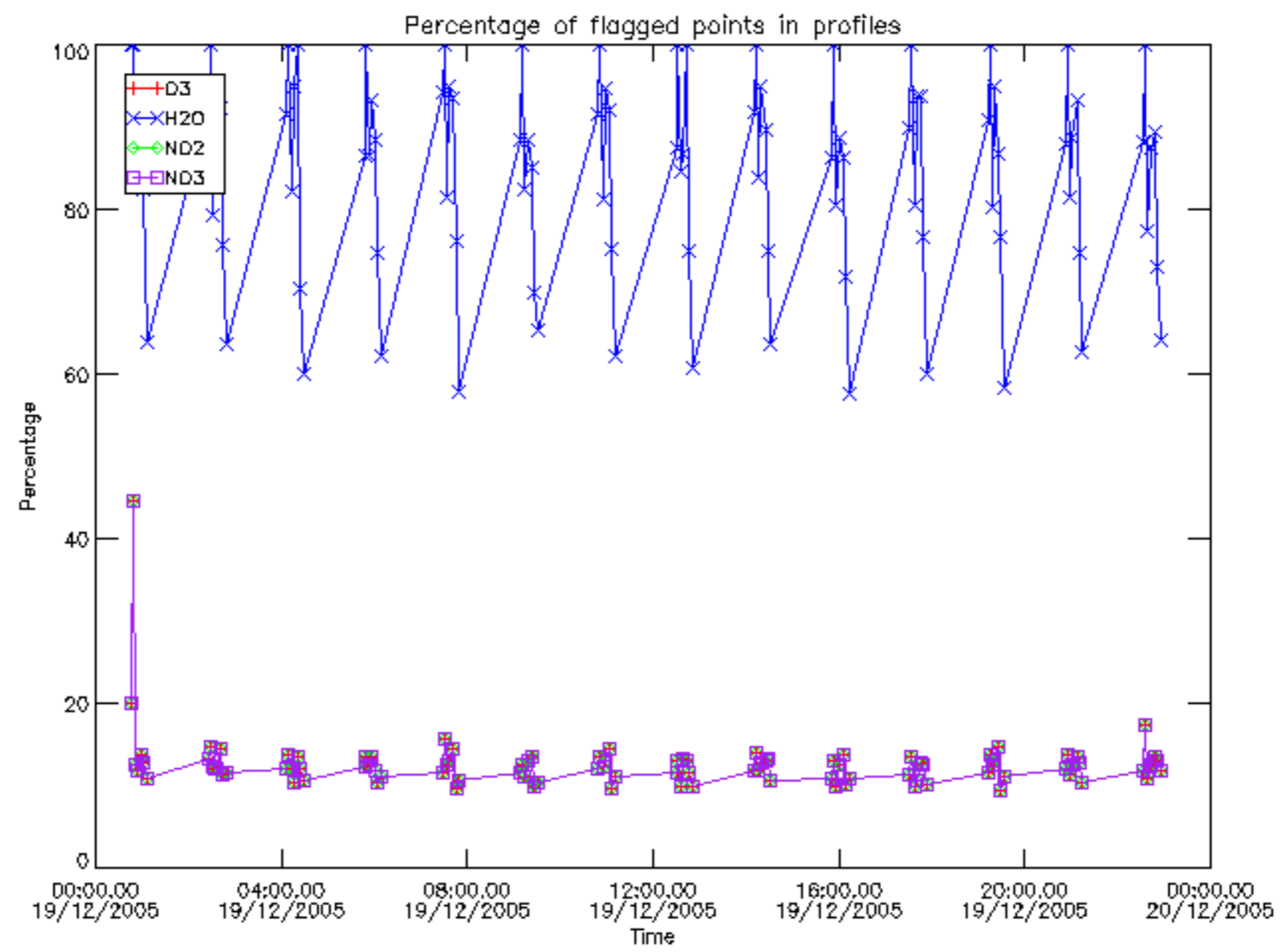
The colorbar represents the latitude.



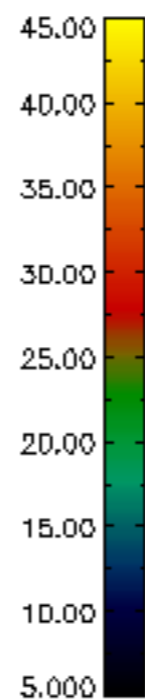
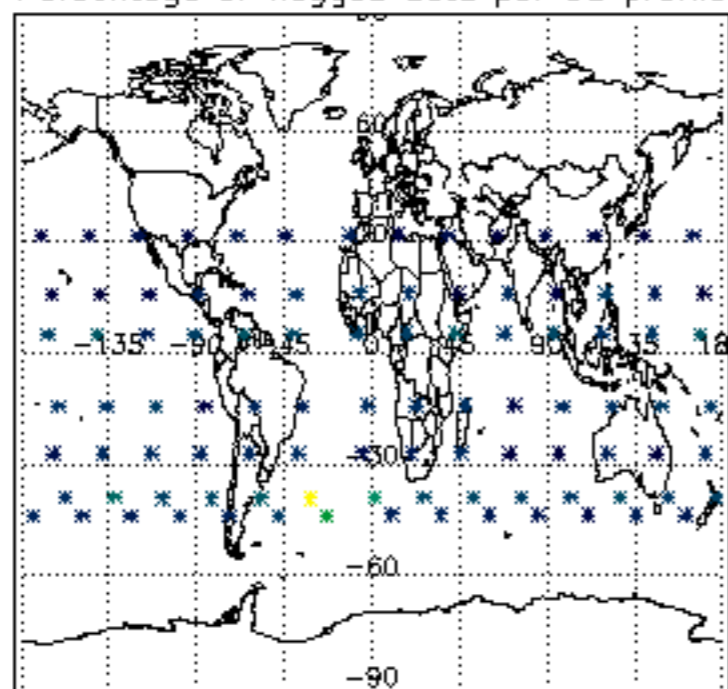
6. Auxiliary Data Files used for the production reported in section 2

The number reported in the third column indicates since which file (see list in section 2) the corresponding auxiliary file has been used. The fourth column is the date of those product files.

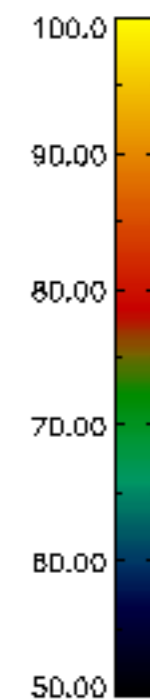
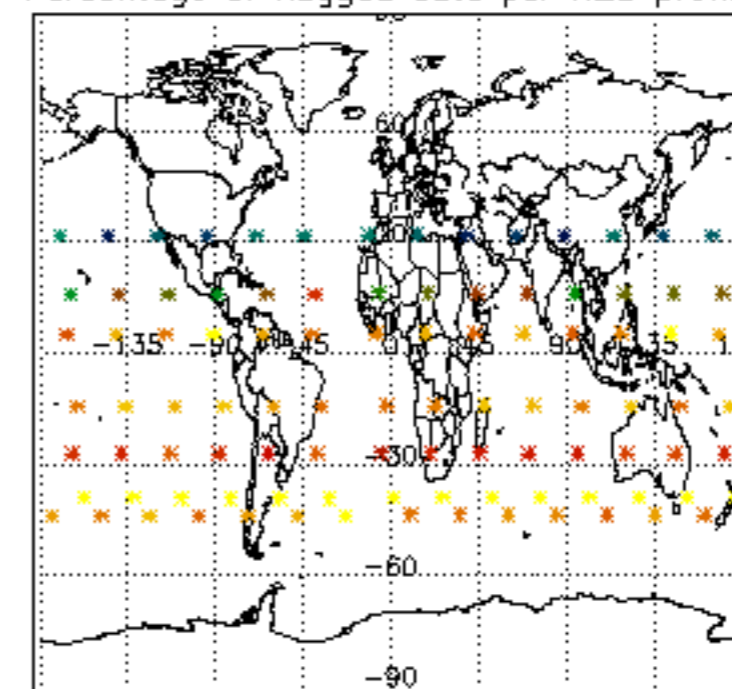
Type	Auxiliary Filename	Used since product	Used since product date
INST_PHYS_CHARACTERISTICS	GOM_INS_AXVIEC20091111_143220_20030716_120000_20500101_000000	1	19-DEC-2005 00:08:28
LEVEL-2_PROC_CONFIG	GOM_PR2_AXVIEC20091111_152718_20020301_000000_20500101_000000	1	19-DEC-2005 00:08:28
CROSS_SECTIONS_FILE	GOM_CRS_AXVIEC20091111_154832_20020301_000000_20500101_000000	1	19-DEC-2005 00:08:28



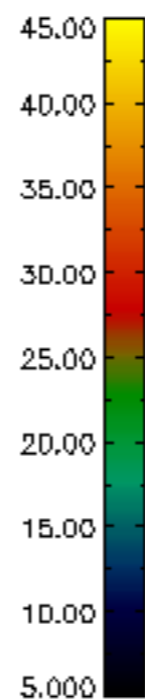
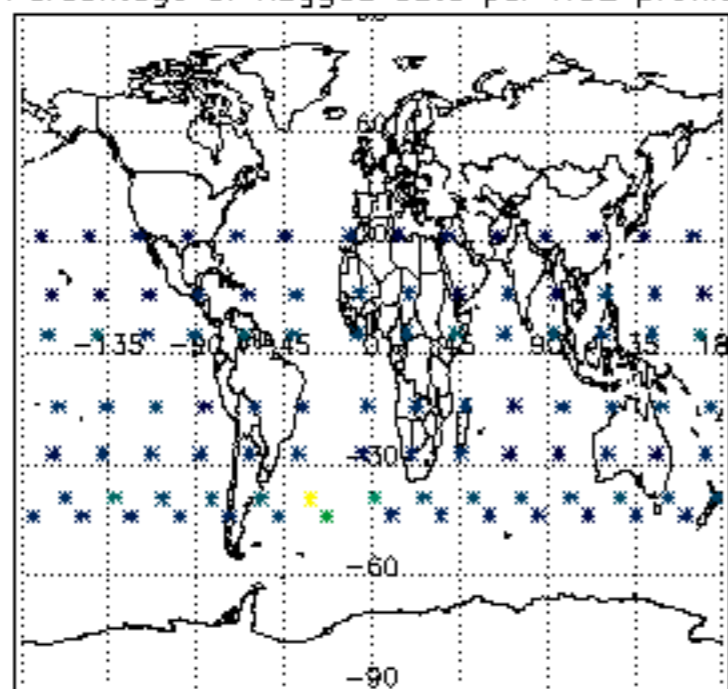
Percentage of flagged data per D3 profile



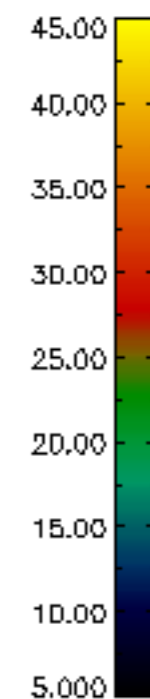
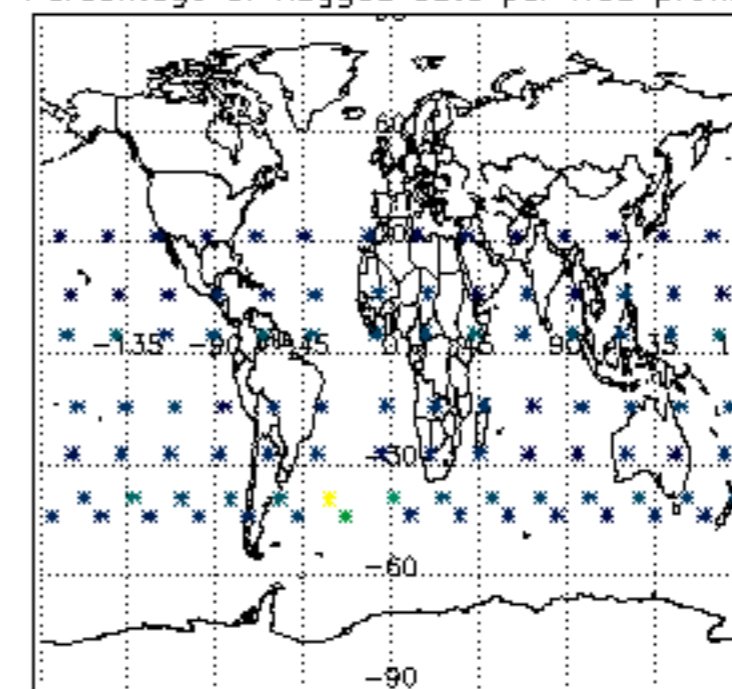
Percentage of flagged data per H2O profile

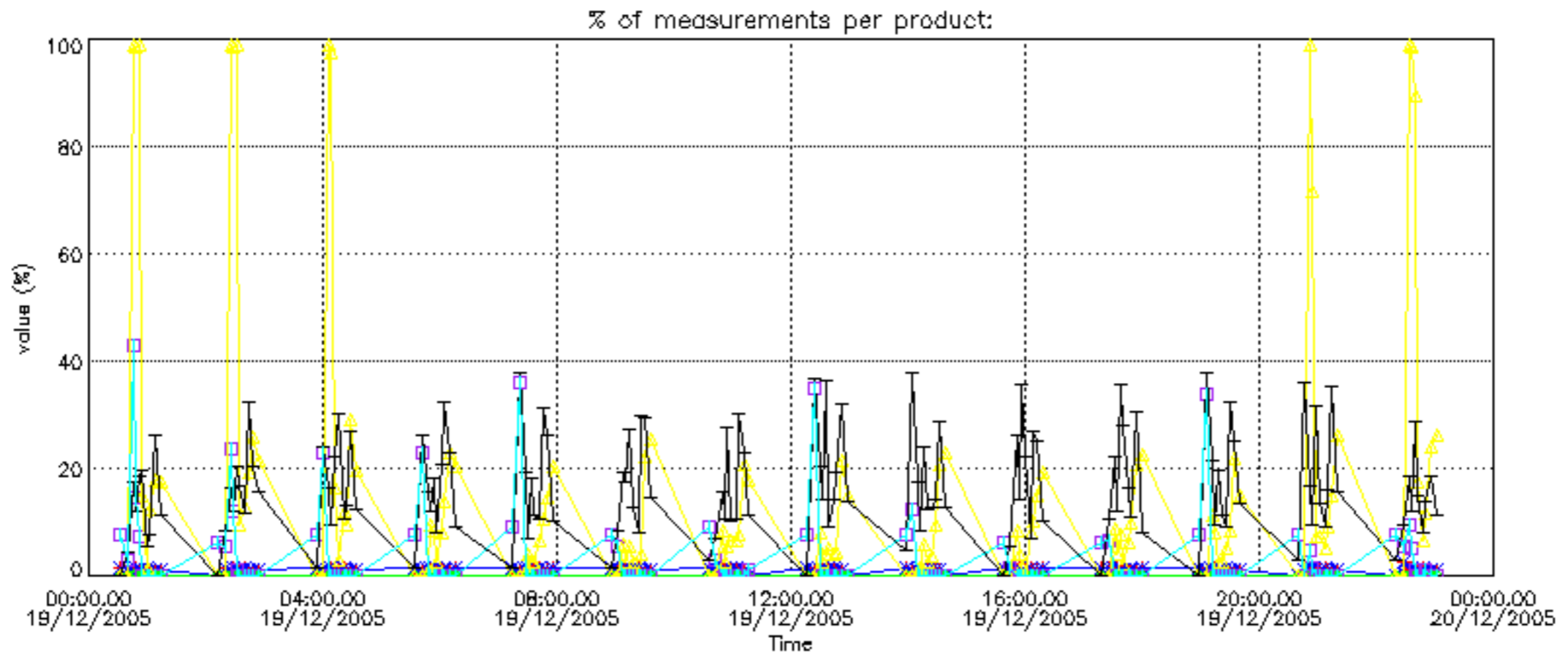


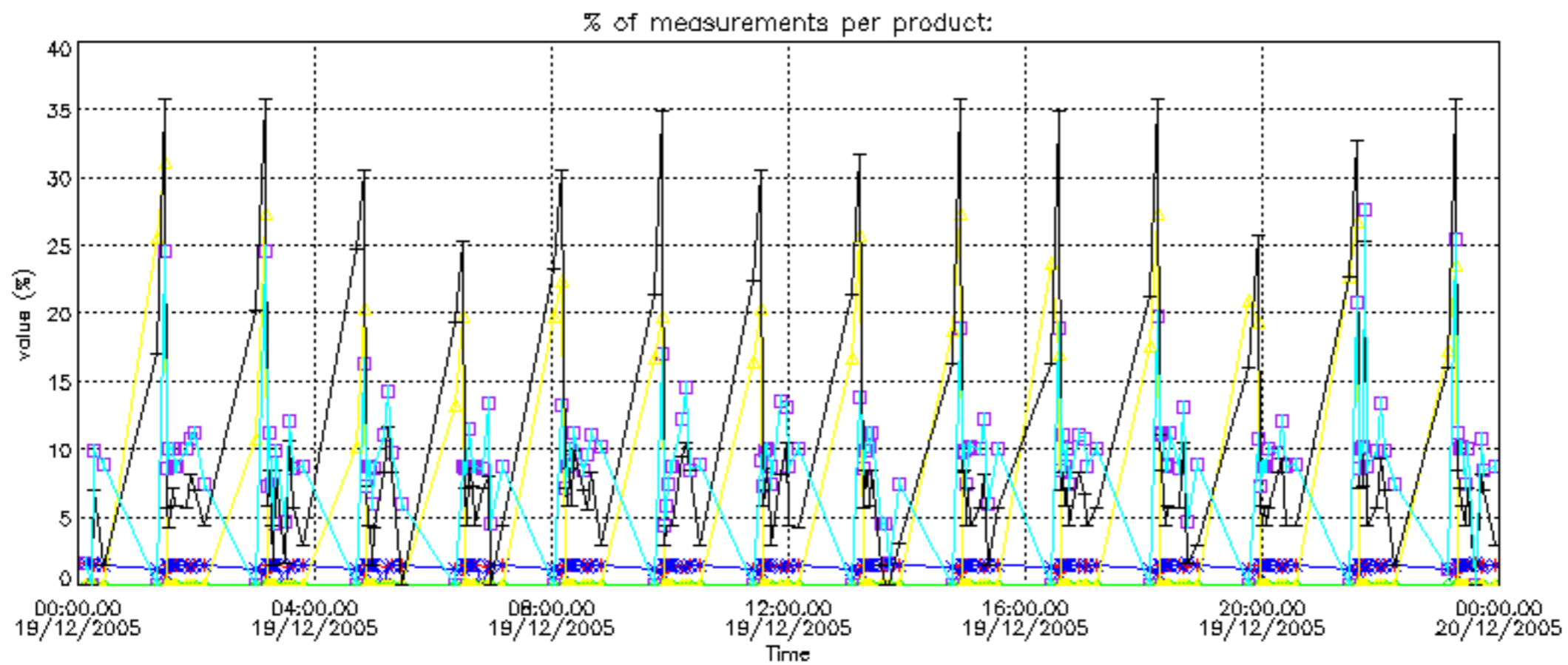
Percentage of flagged data per NO2 profile



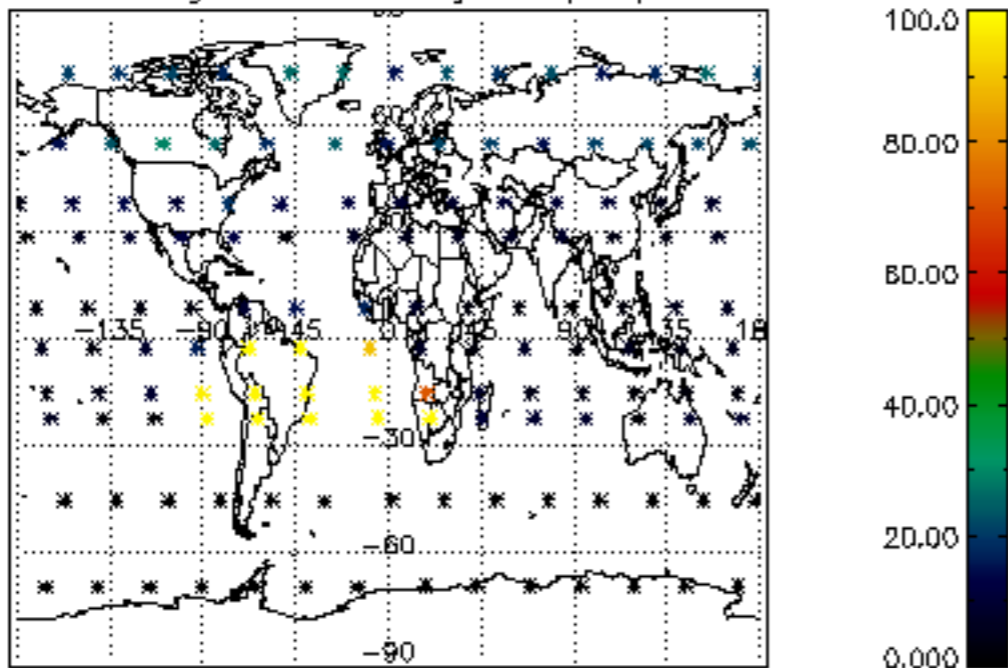
Percentage of flagged data per NO3 profile



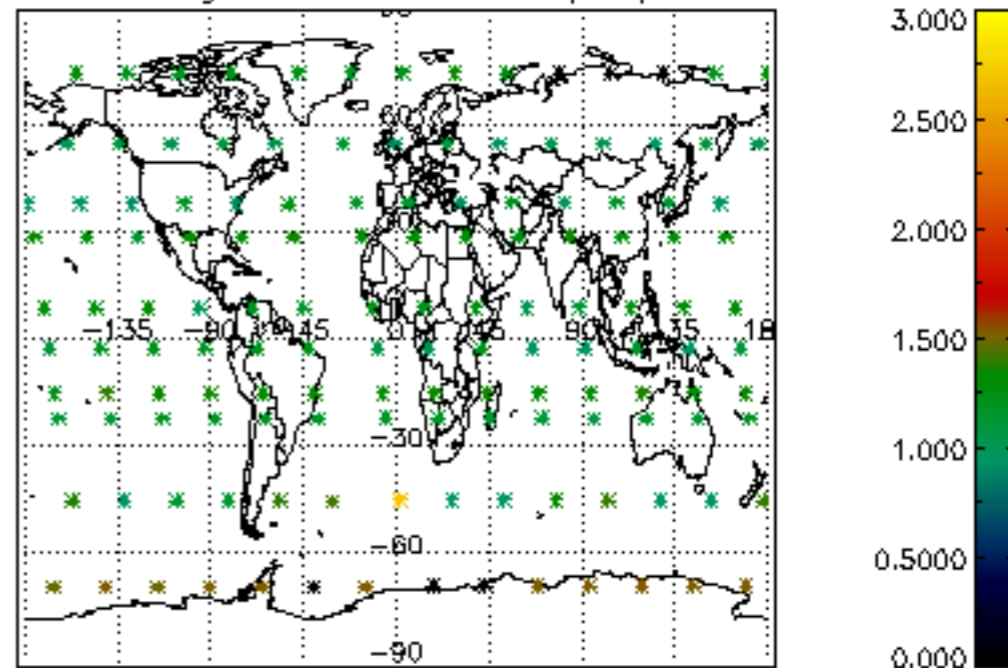




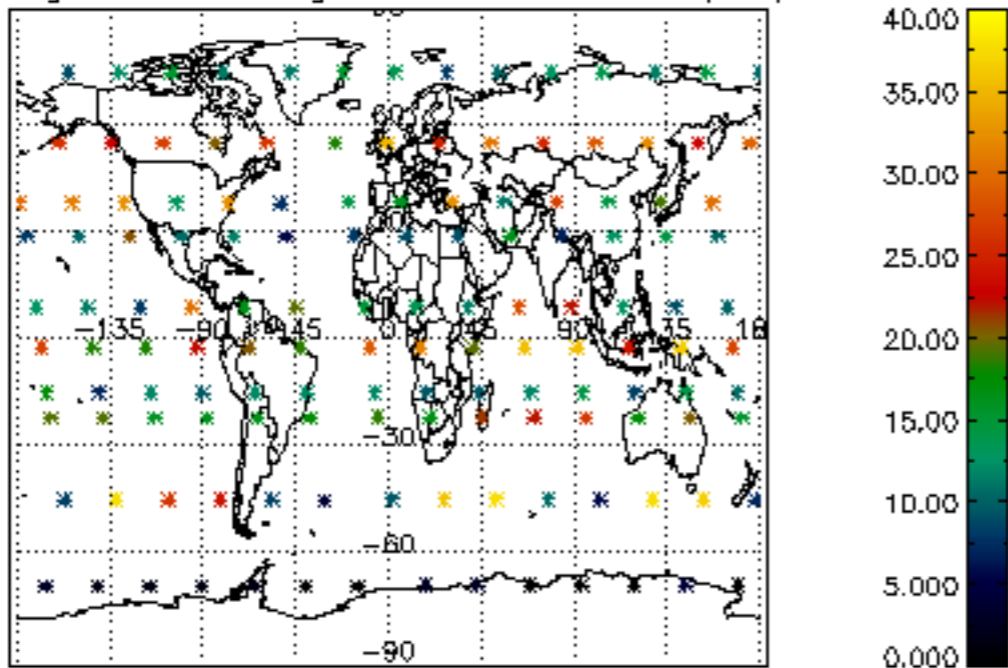
Percentage of cosmic ray hits per profile



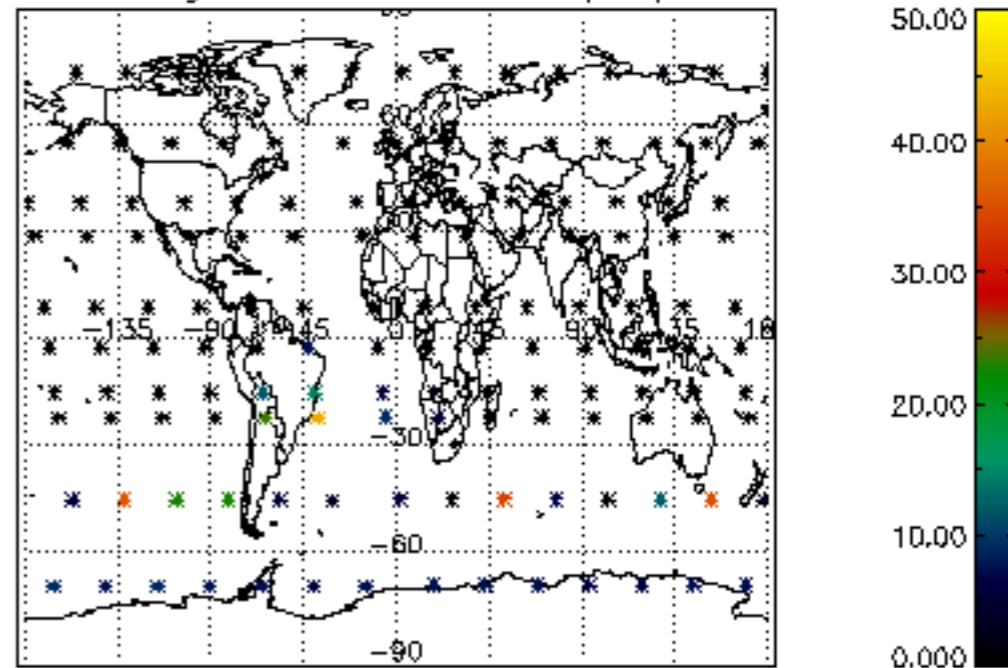
Percentage of datation errors per profile



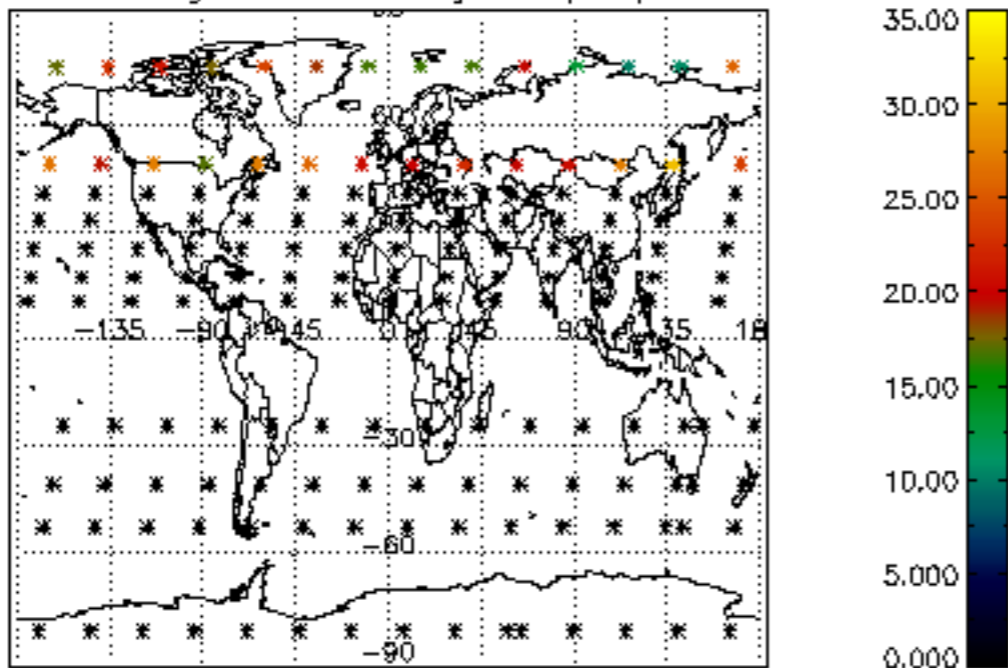
Percentage of star falling outside central band per profile



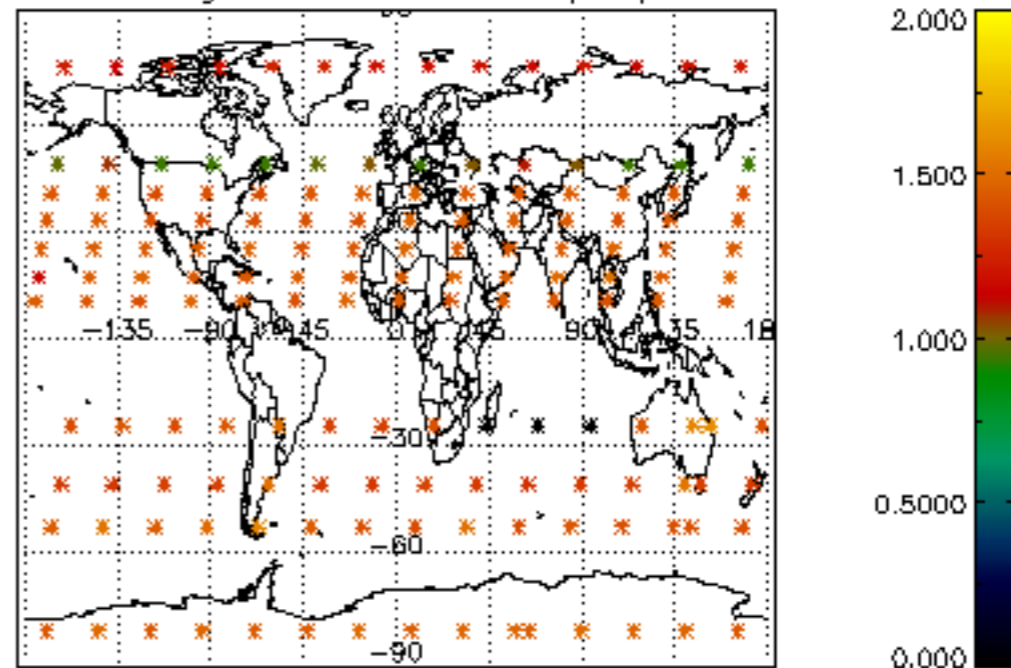
Percentage of saturation errors per profile



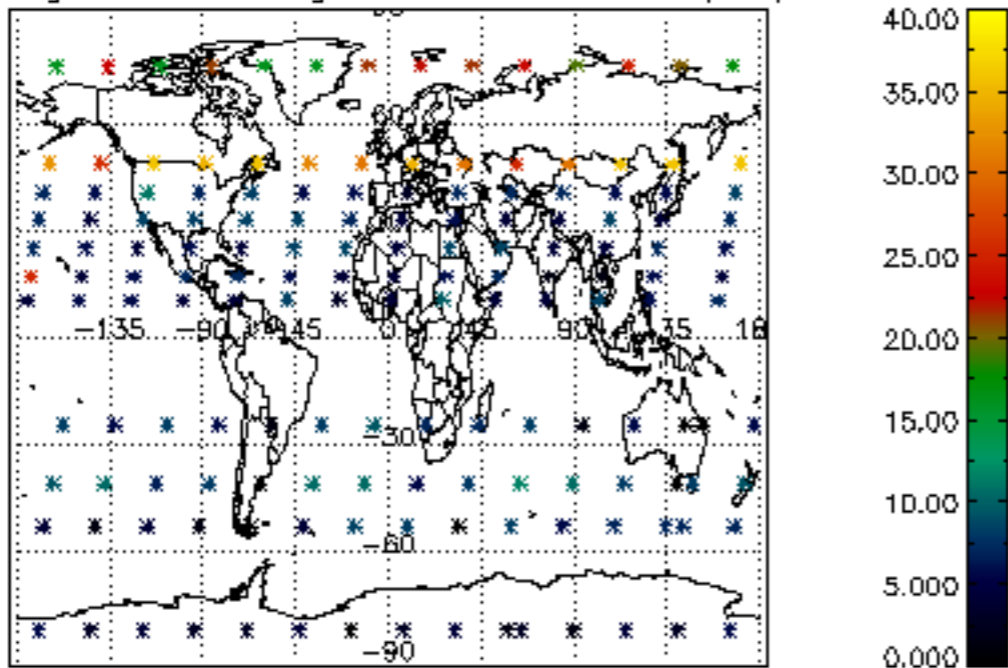
Percentage of cosmic ray hits per profile



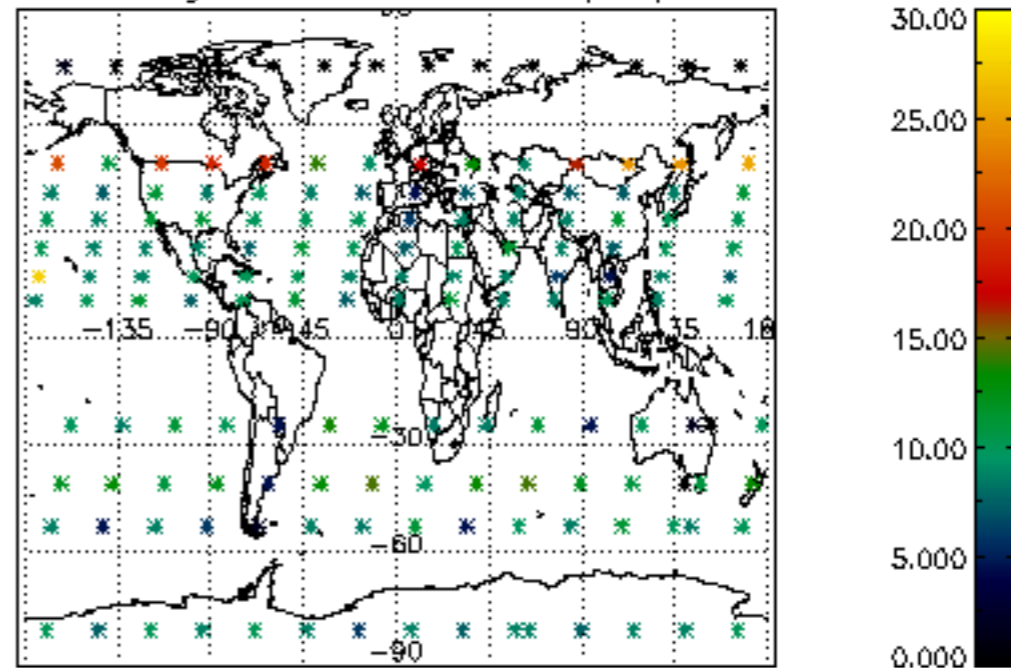
Percentage of datation errors per profile

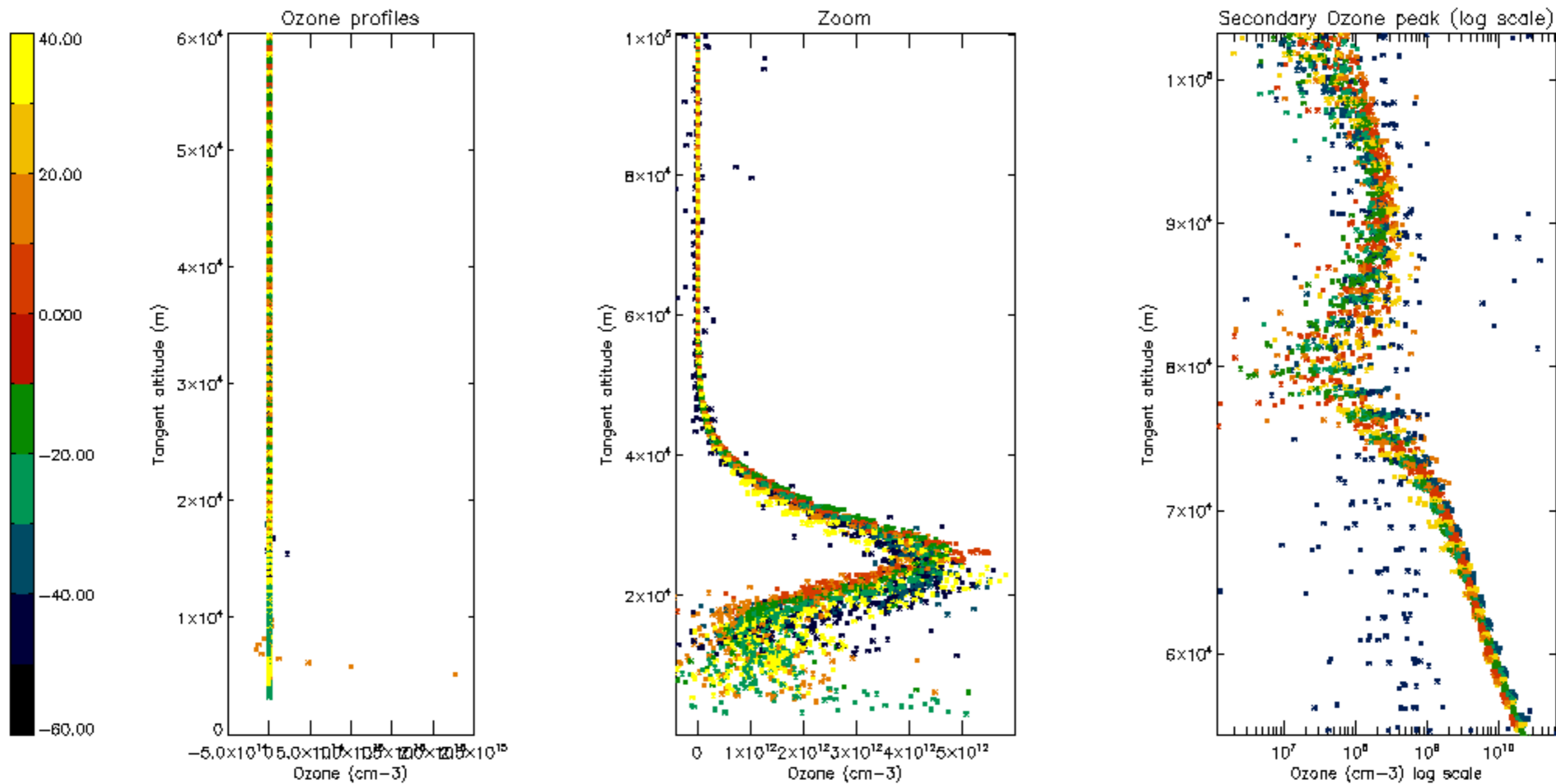


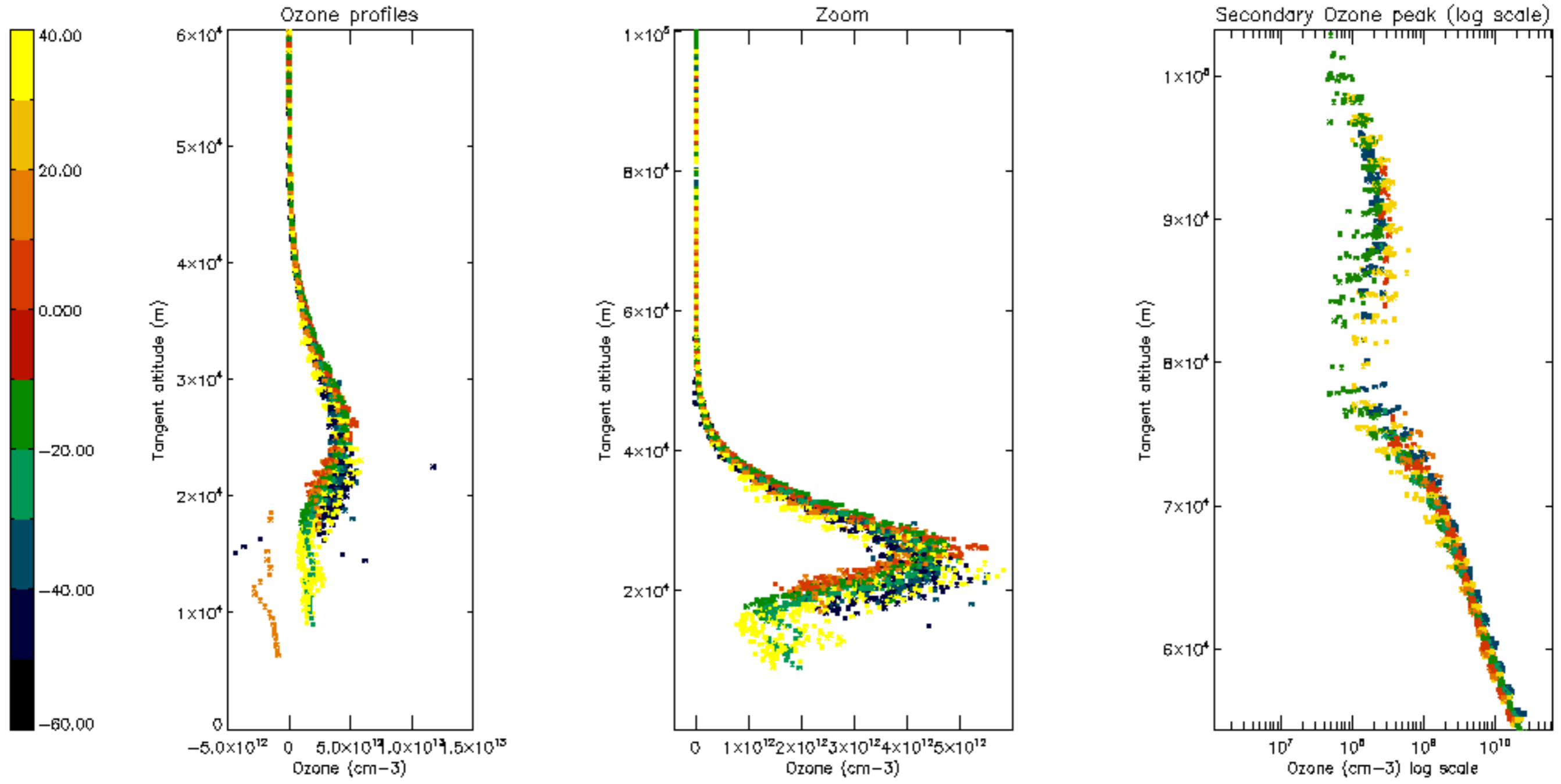
Percentage of star falling outside central band per profile

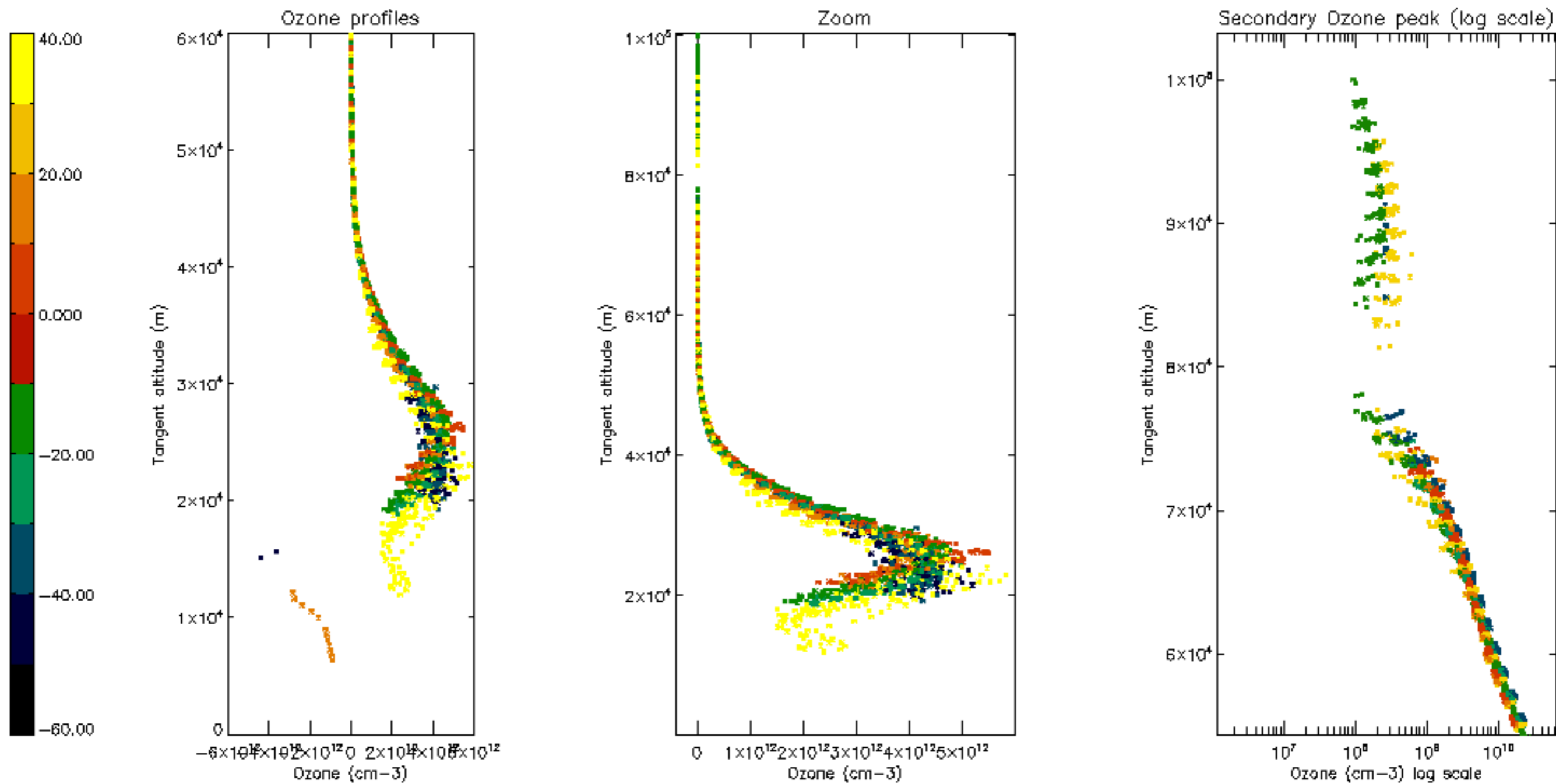


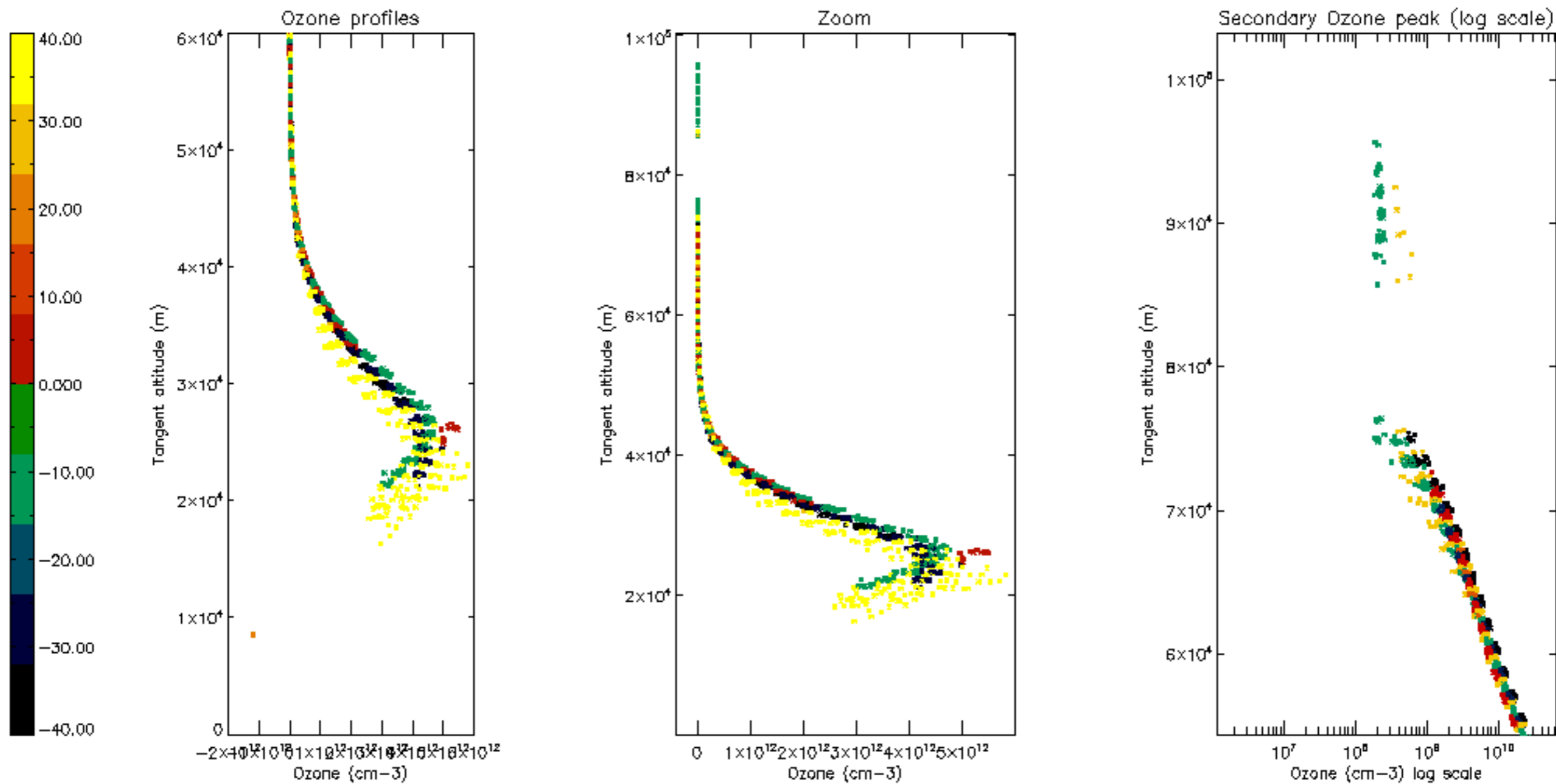
Percentage of saturation errors per profile

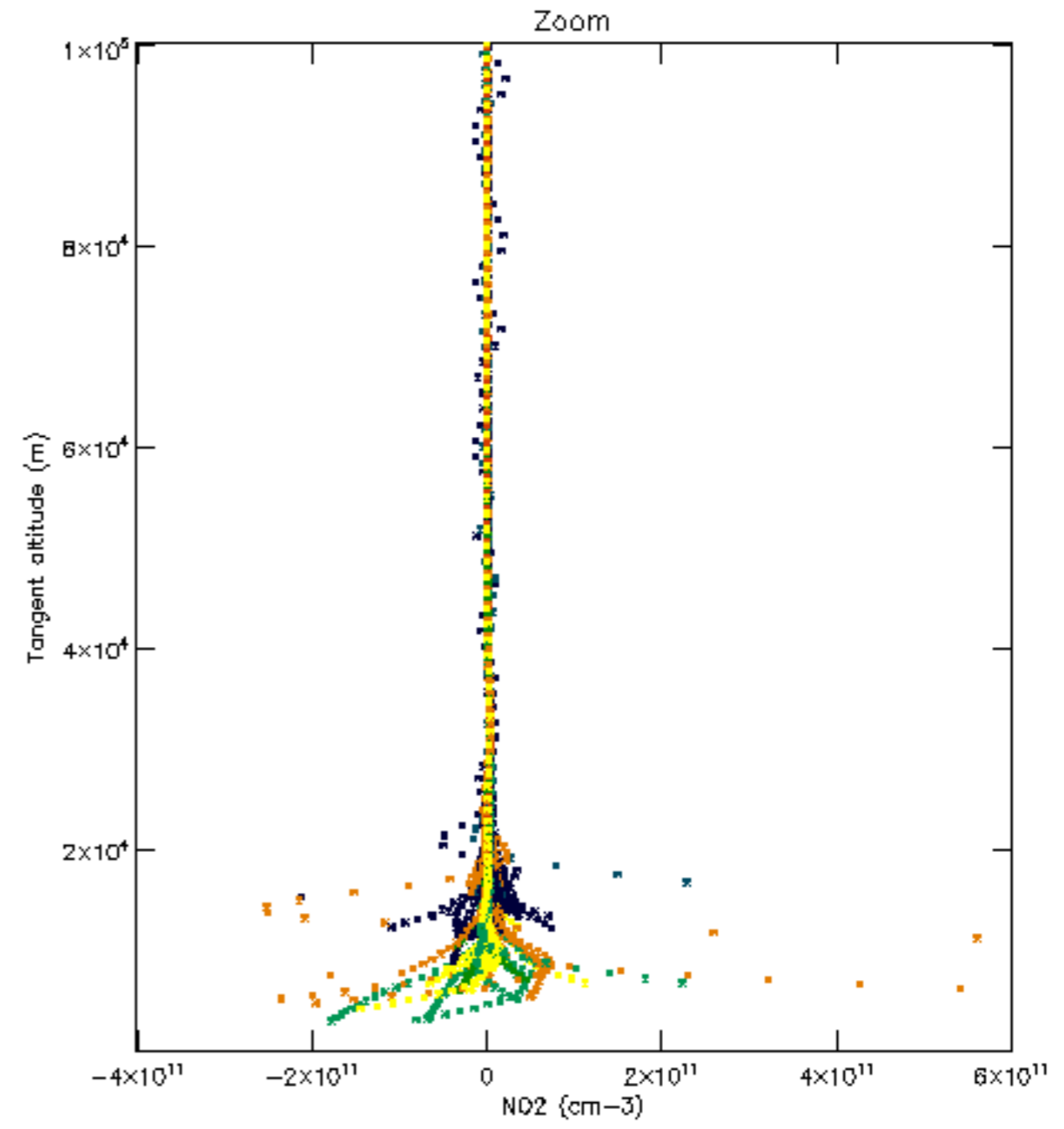
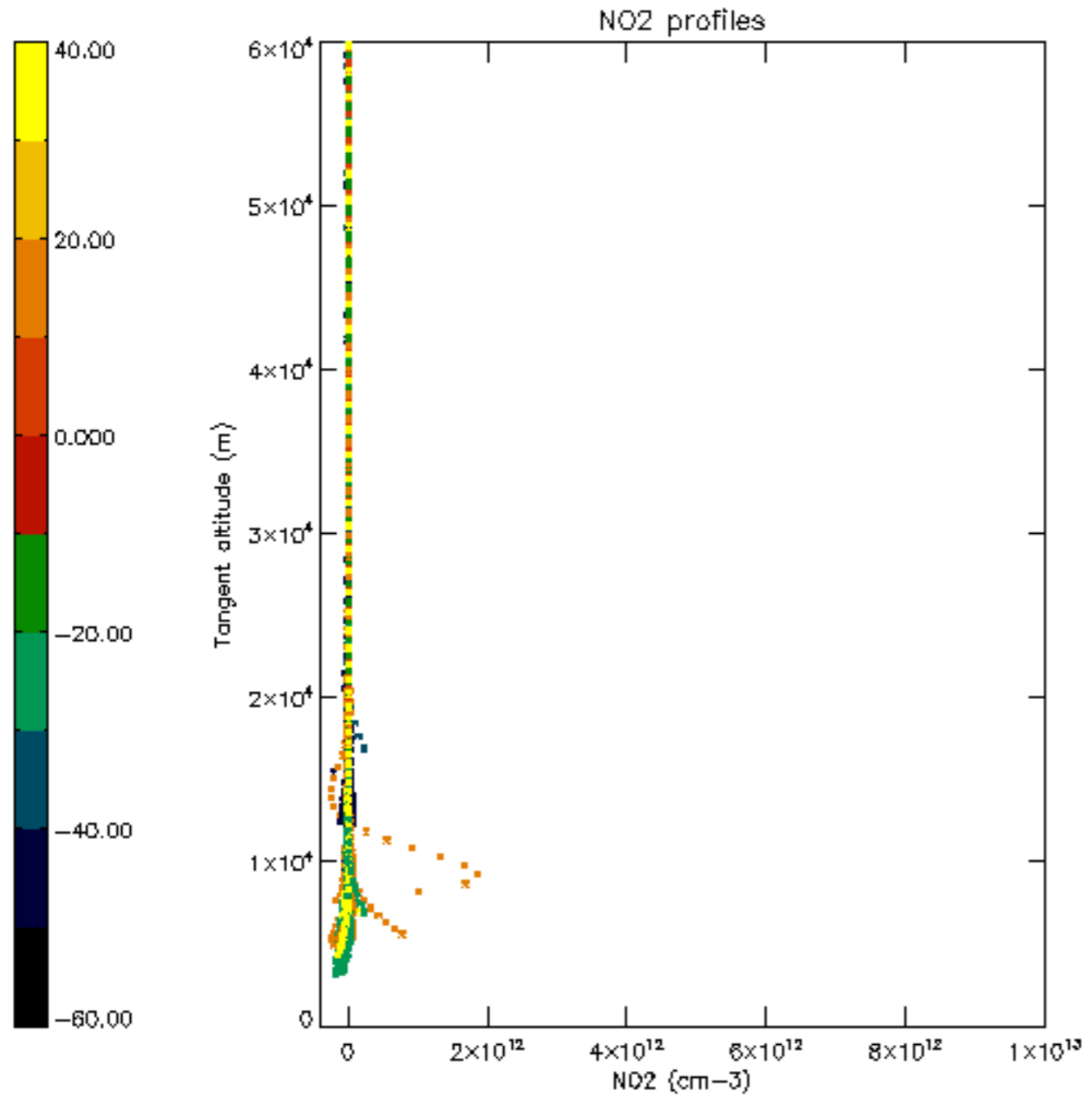



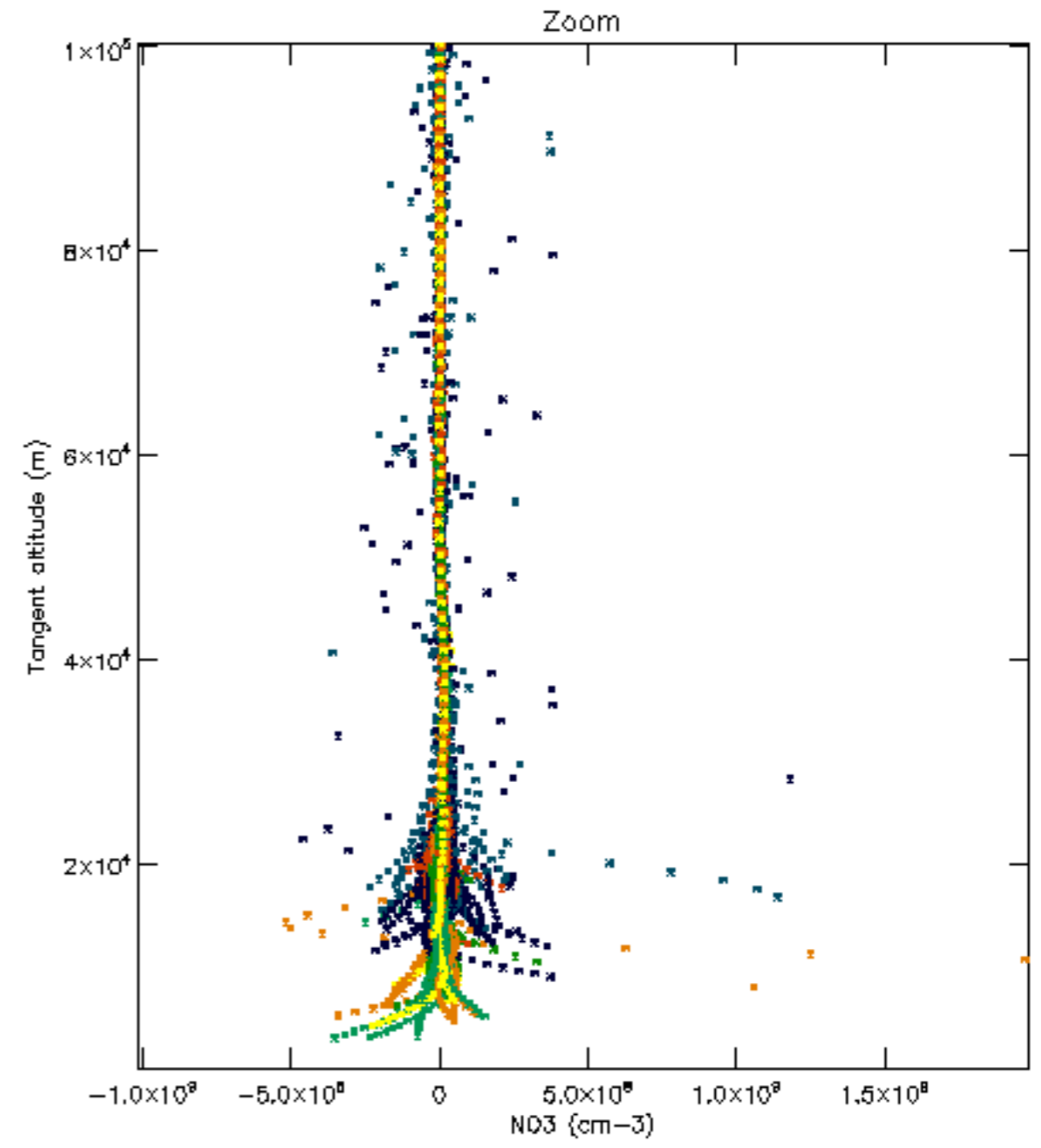
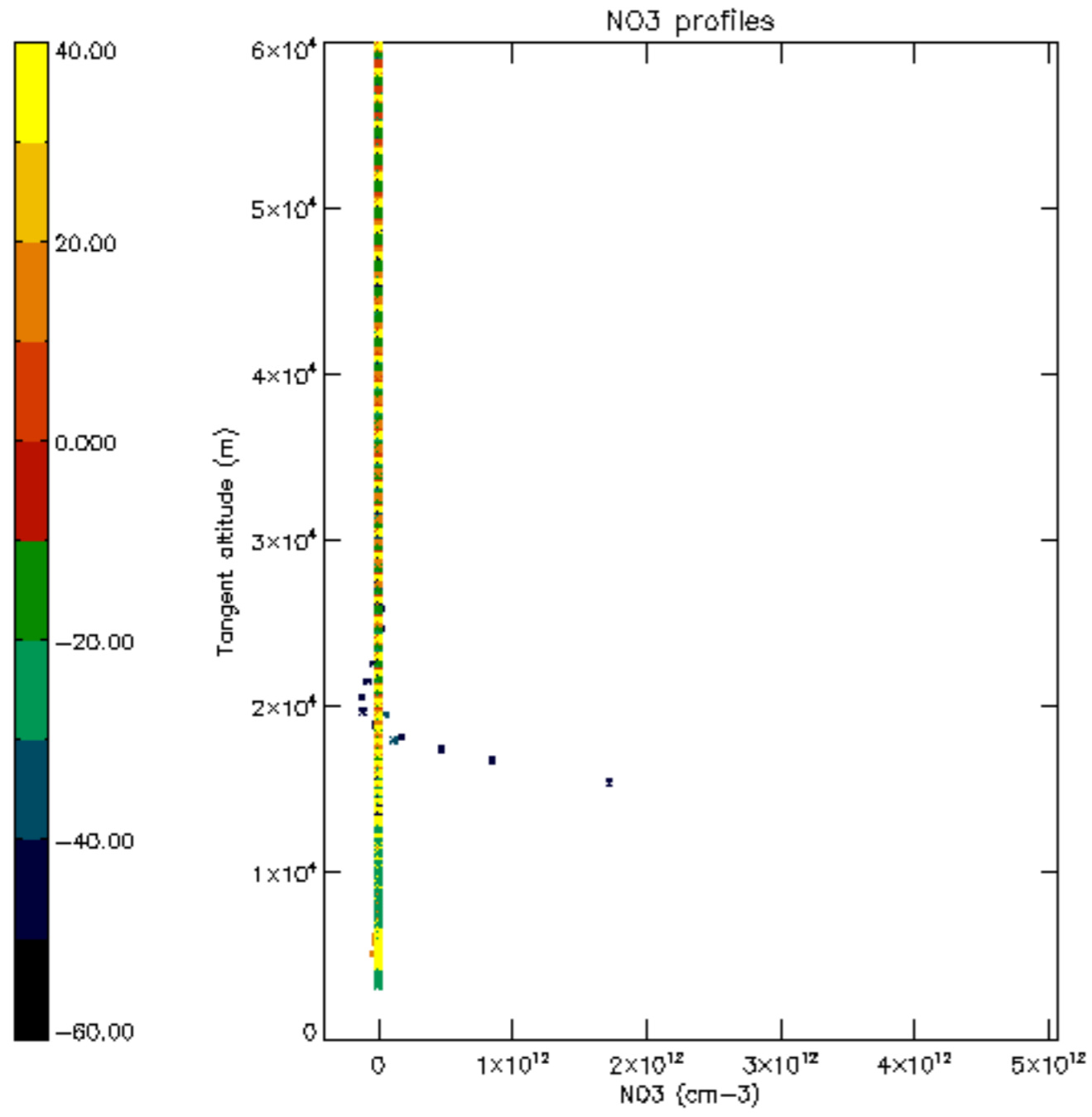


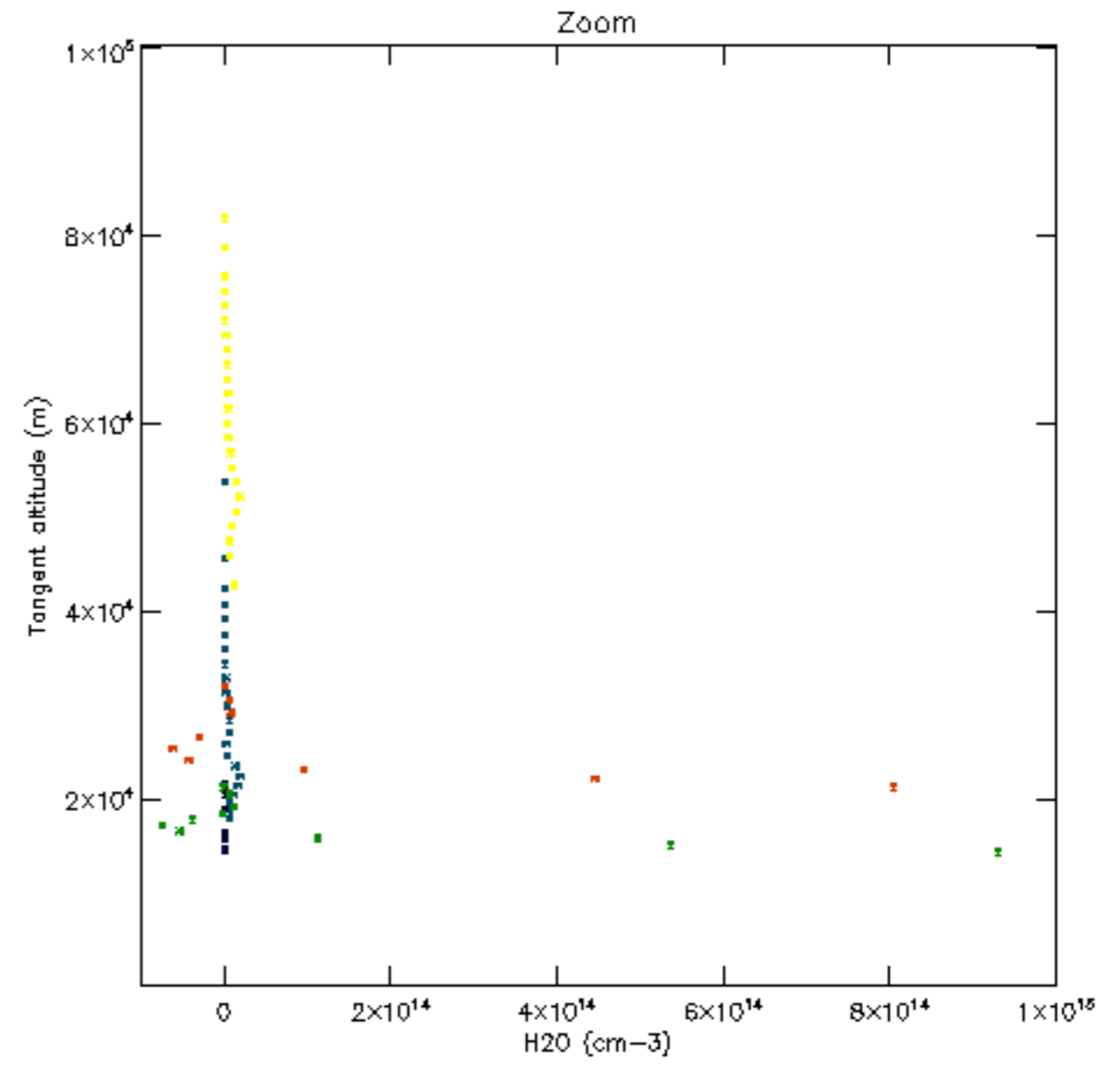
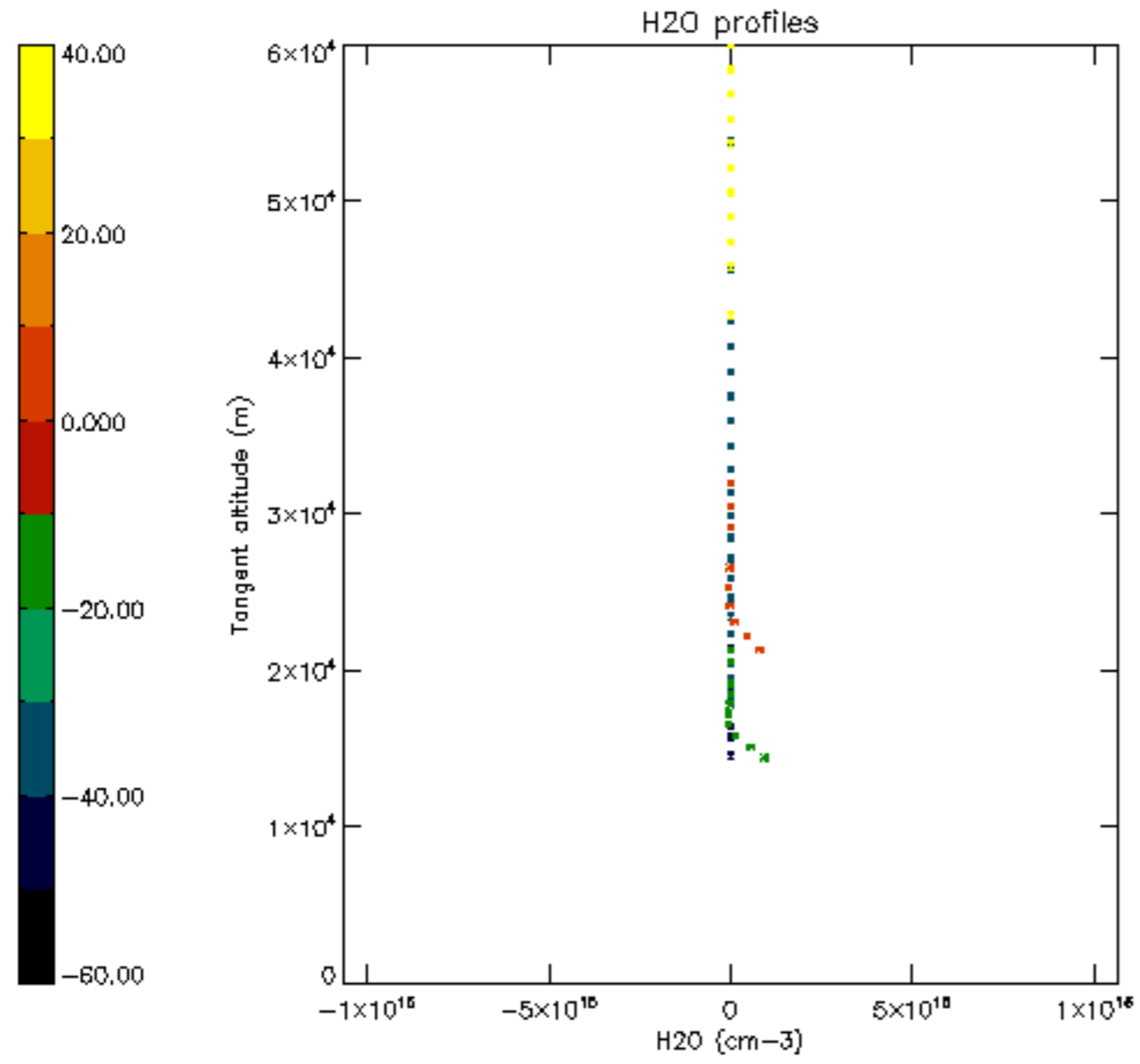


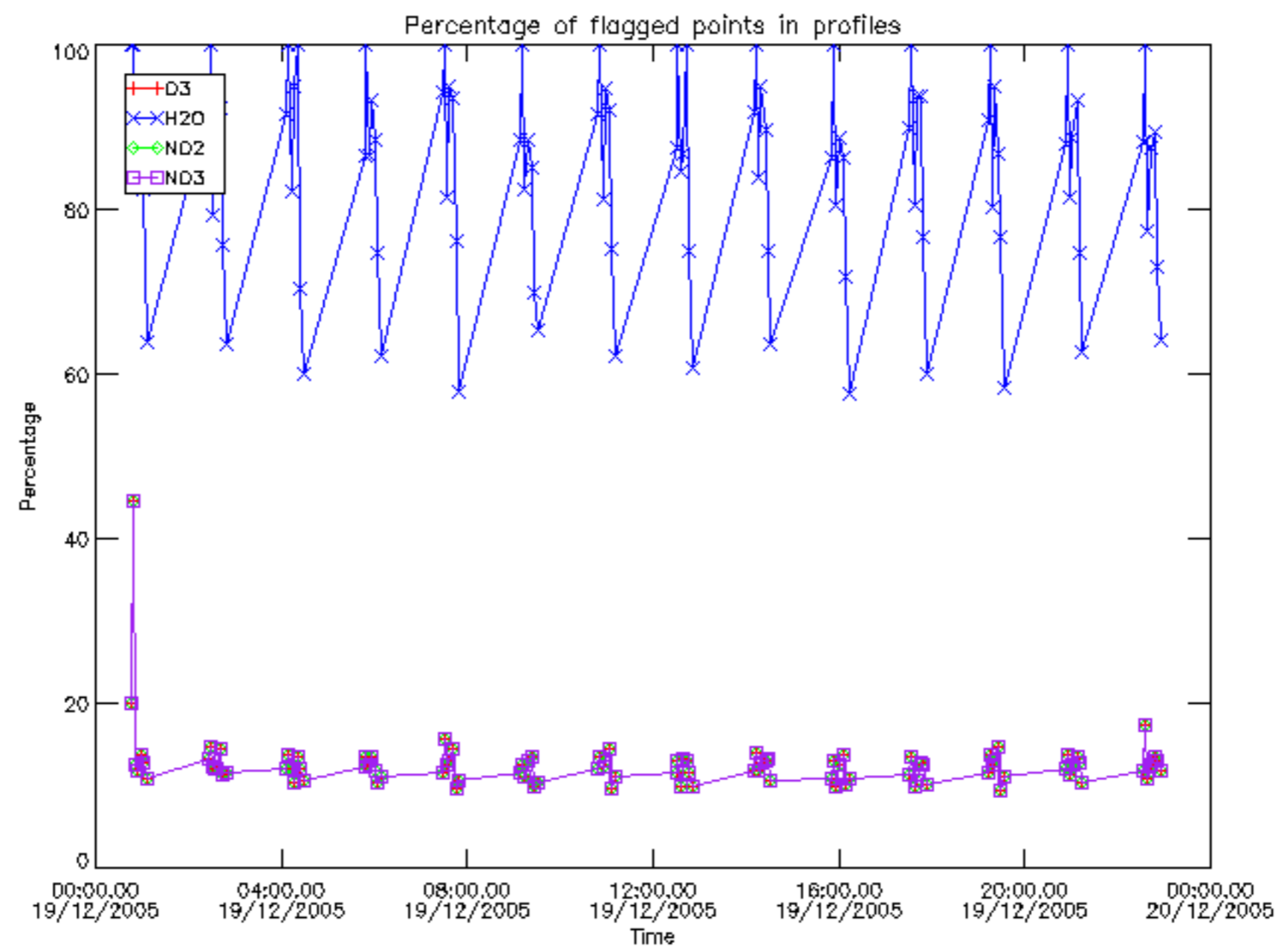




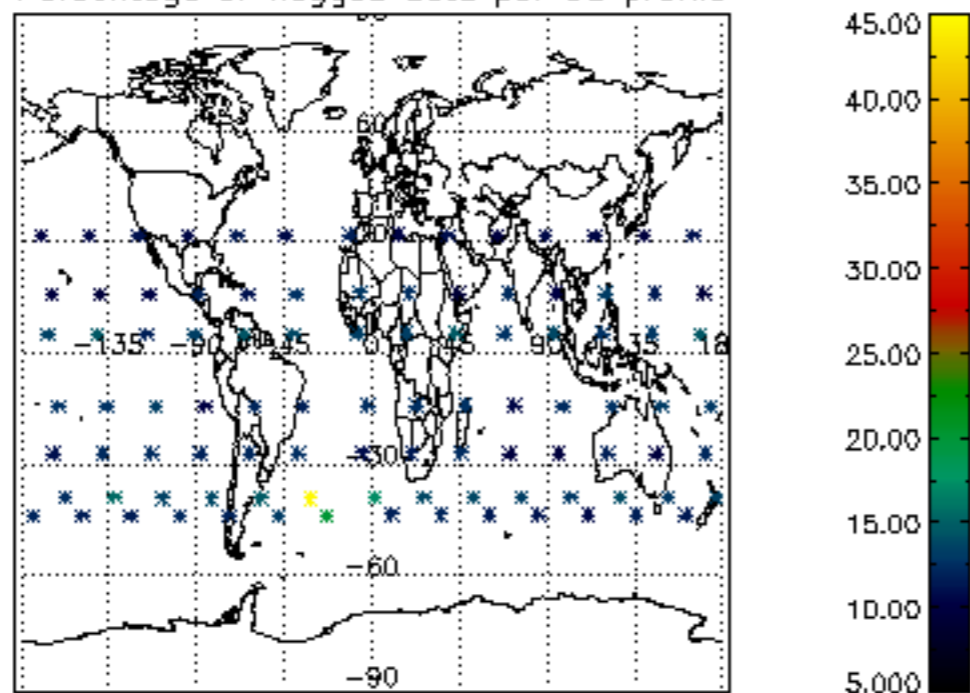




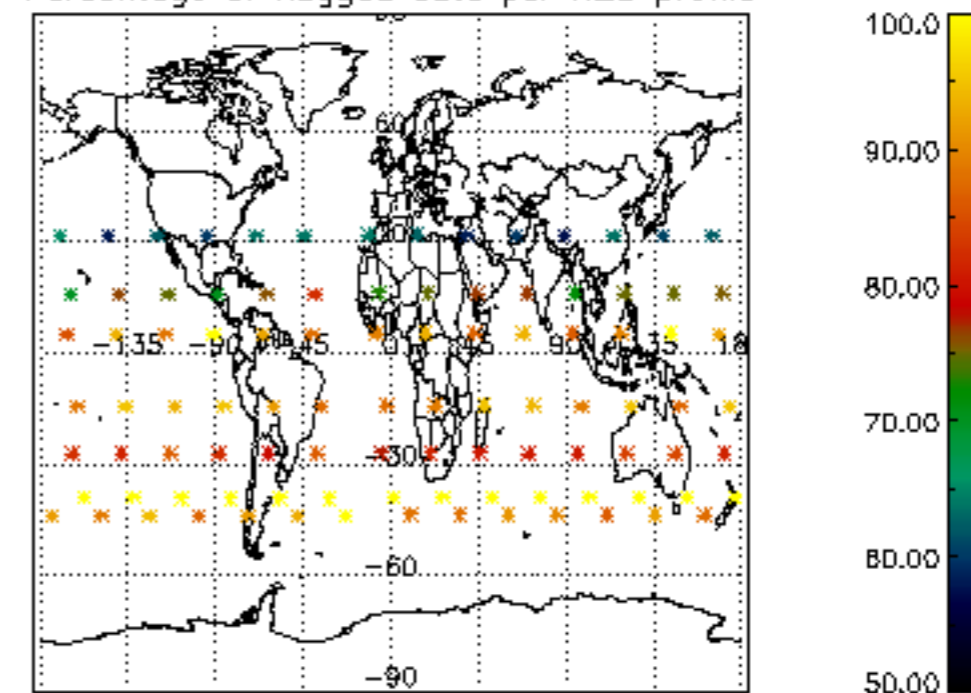




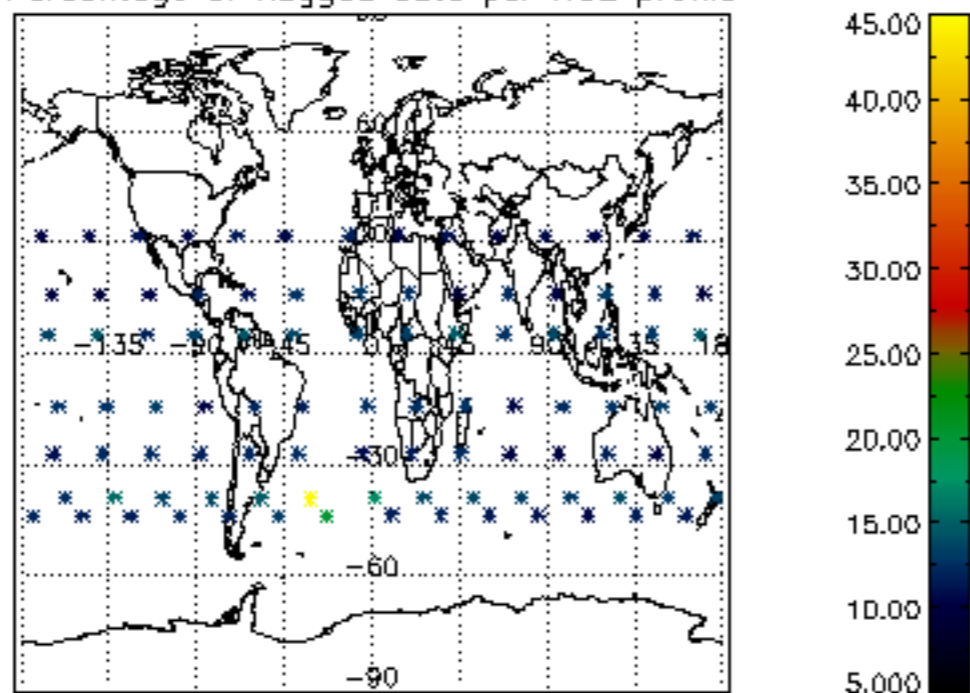
Percentage of flagged data per D3 profile



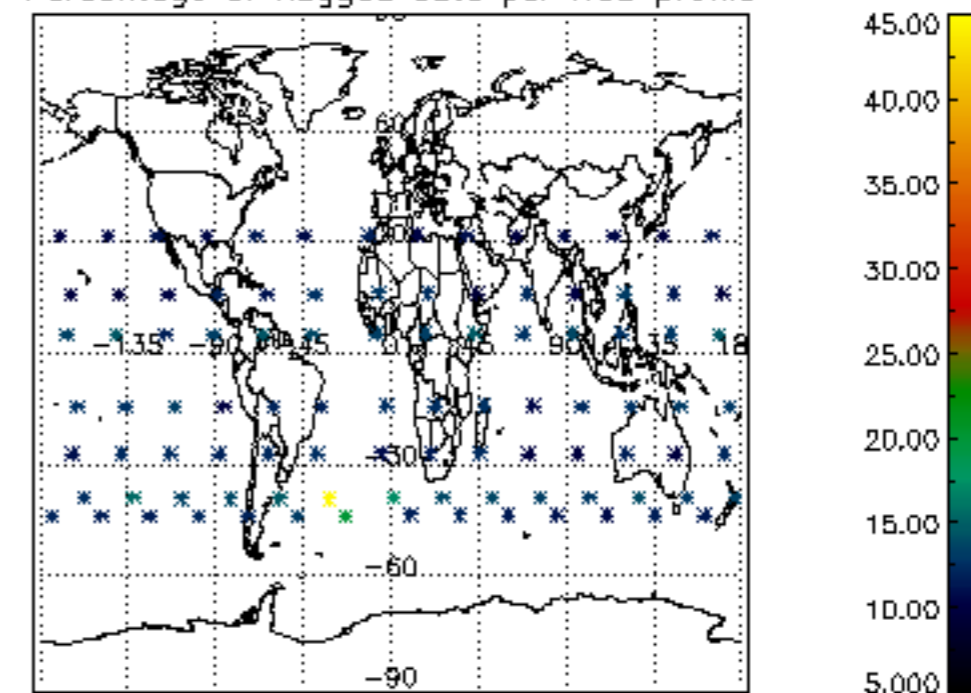
Percentage of flagged data per H2O profile

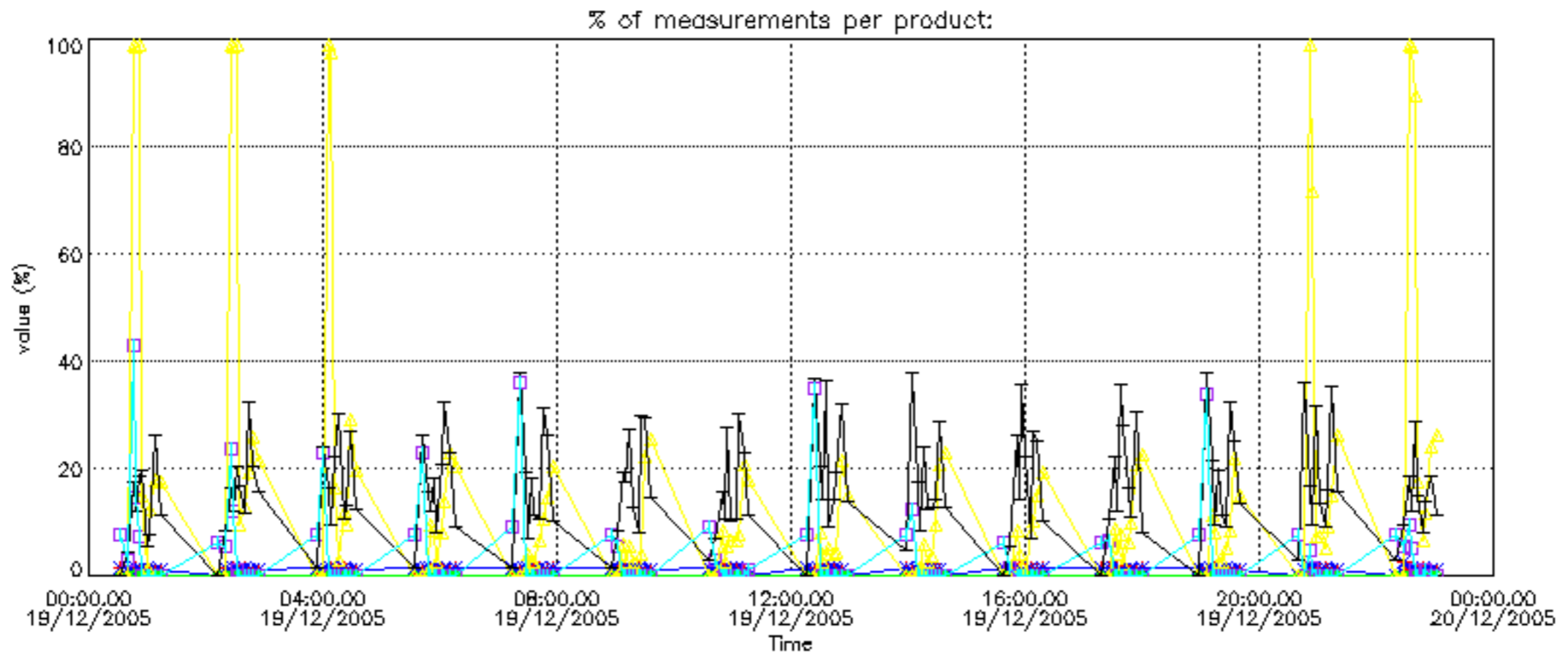


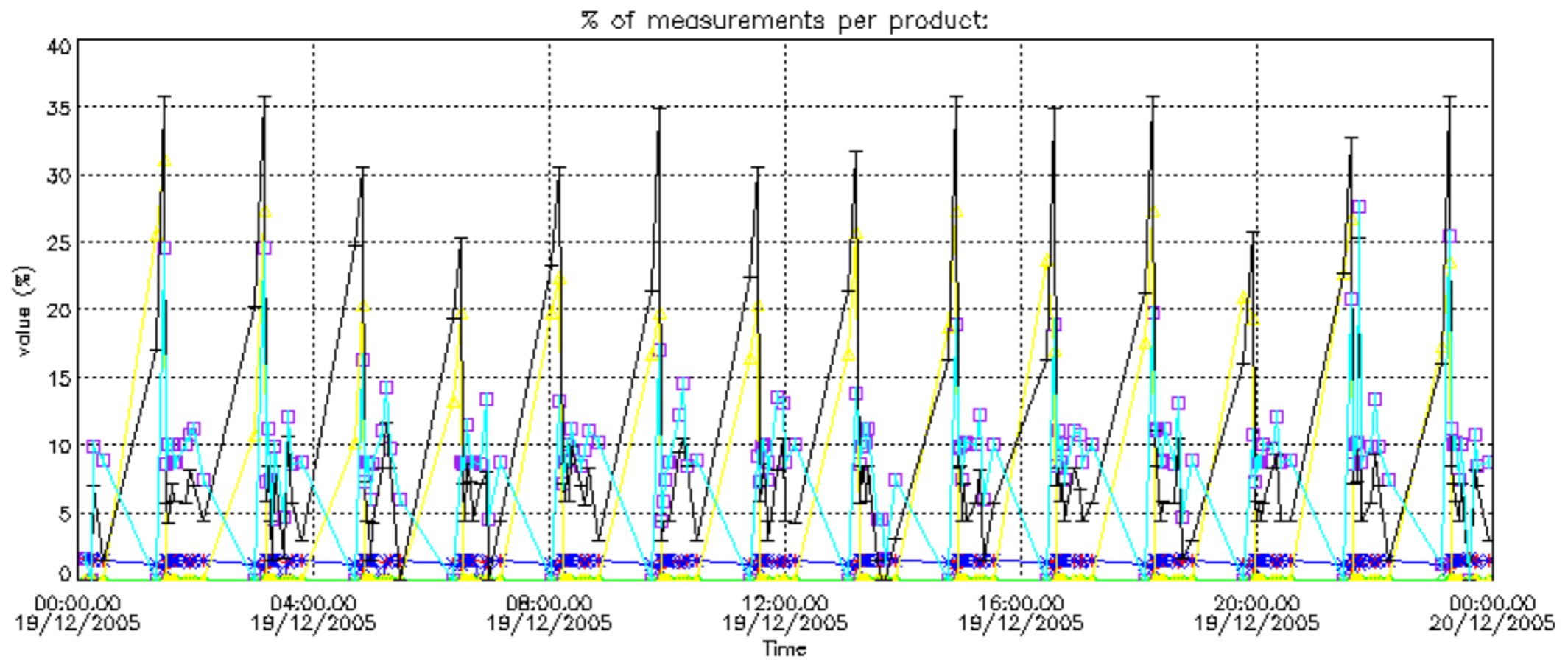
Percentage of flagged data per NO2 profile



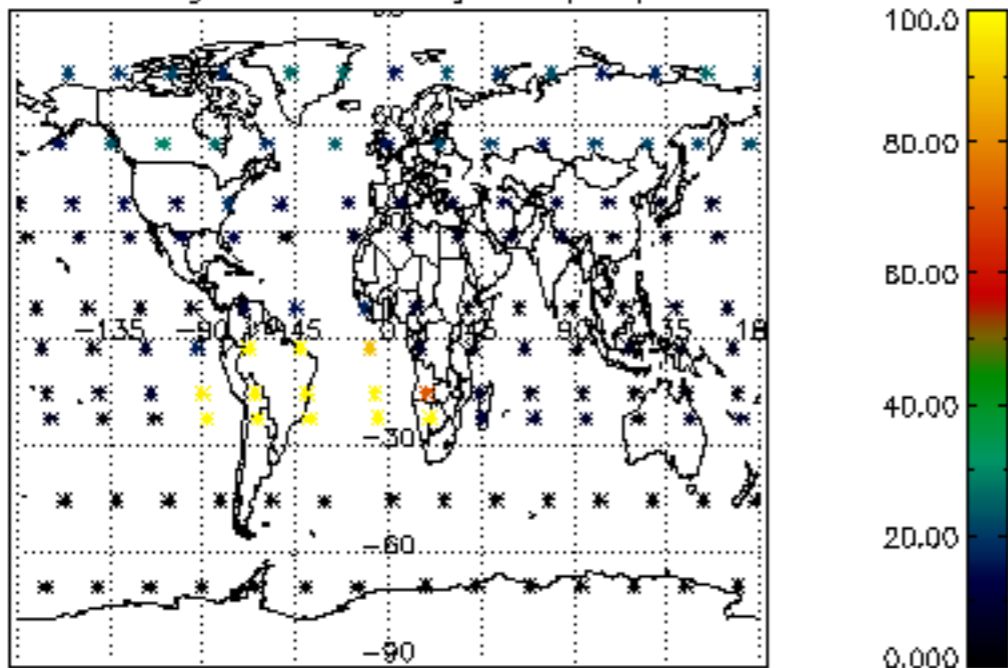
Percentage of flagged data per NO3 profile



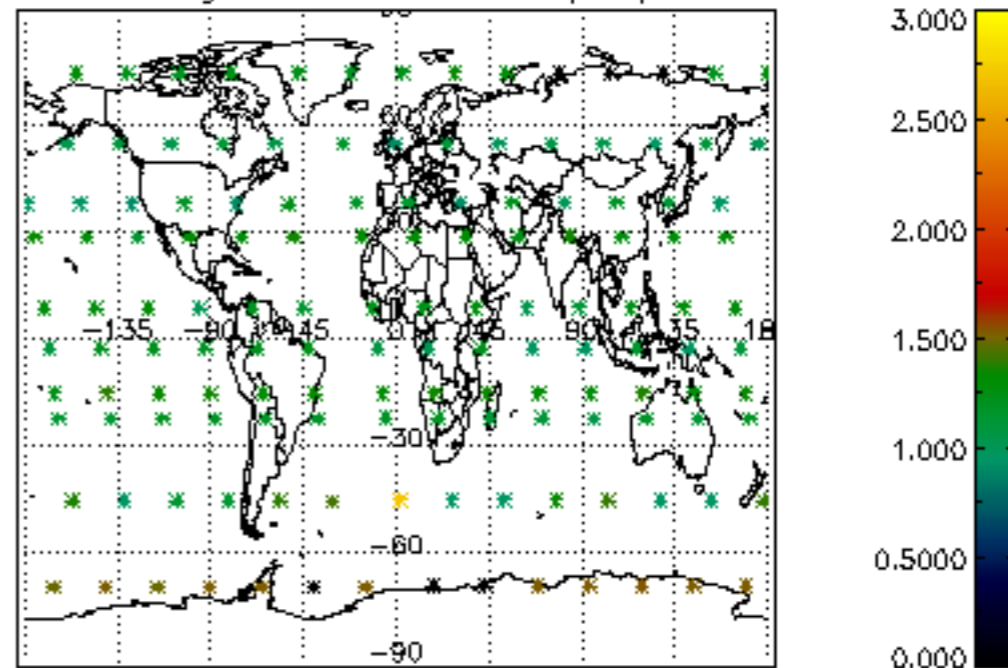




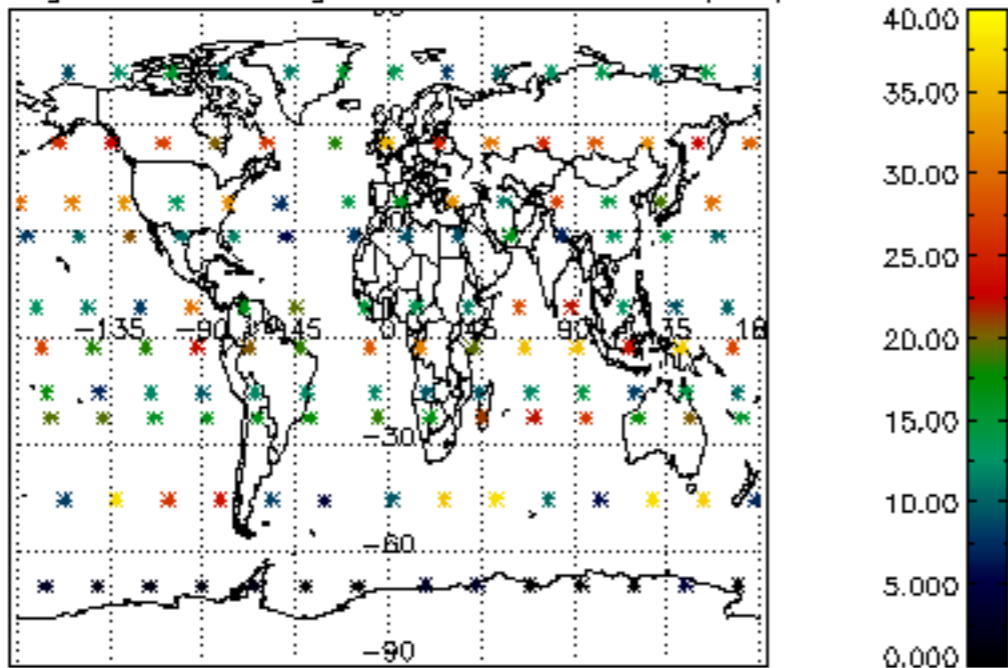
Percentage of cosmic ray hits per profile



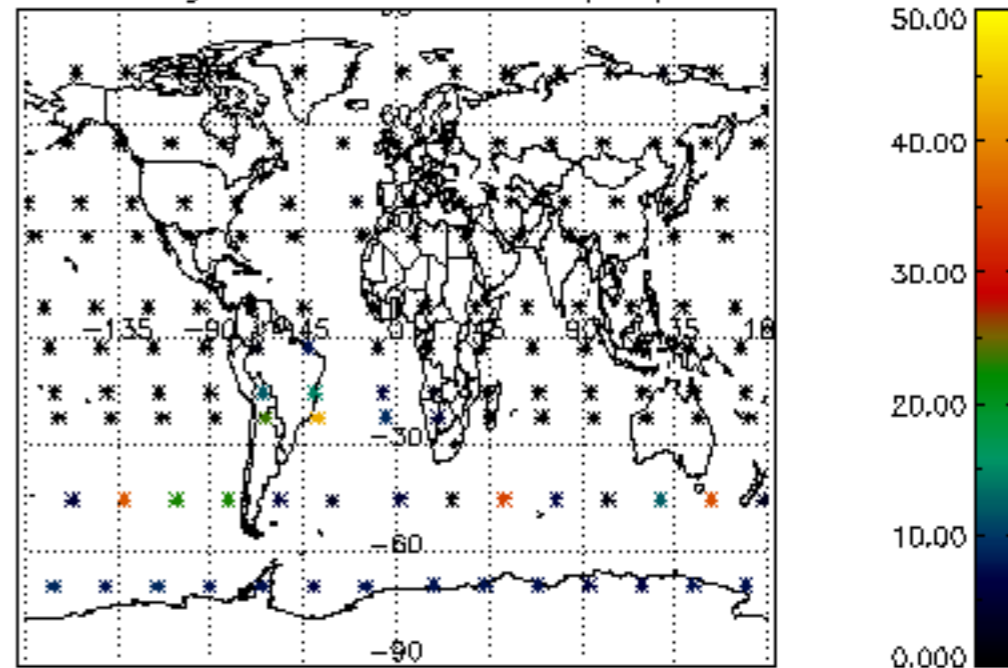
Percentage of datation errors per profile



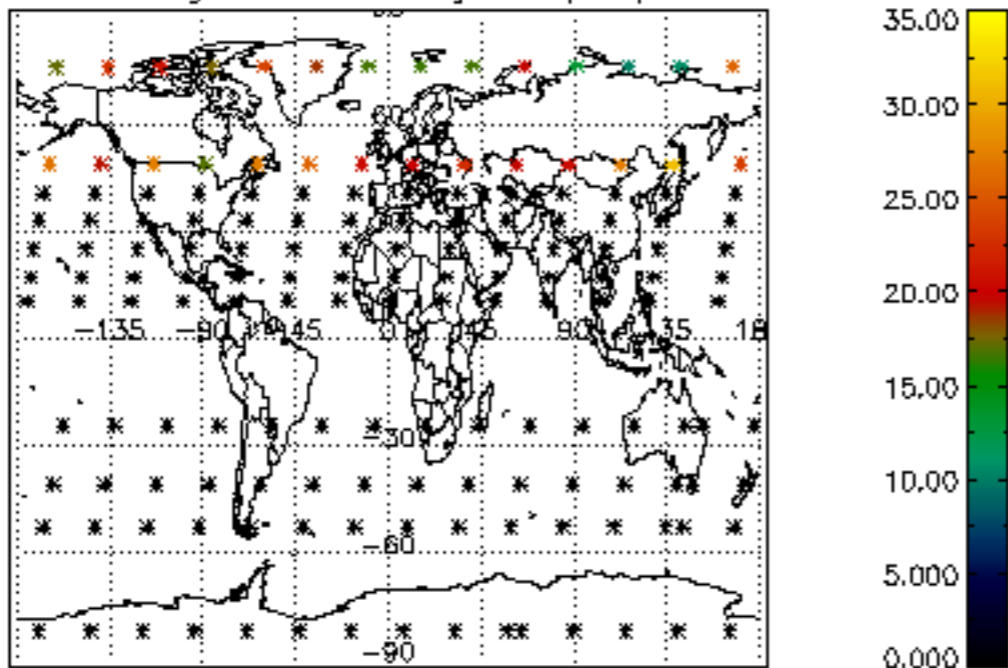
Percentage of star falling outside central band per profile



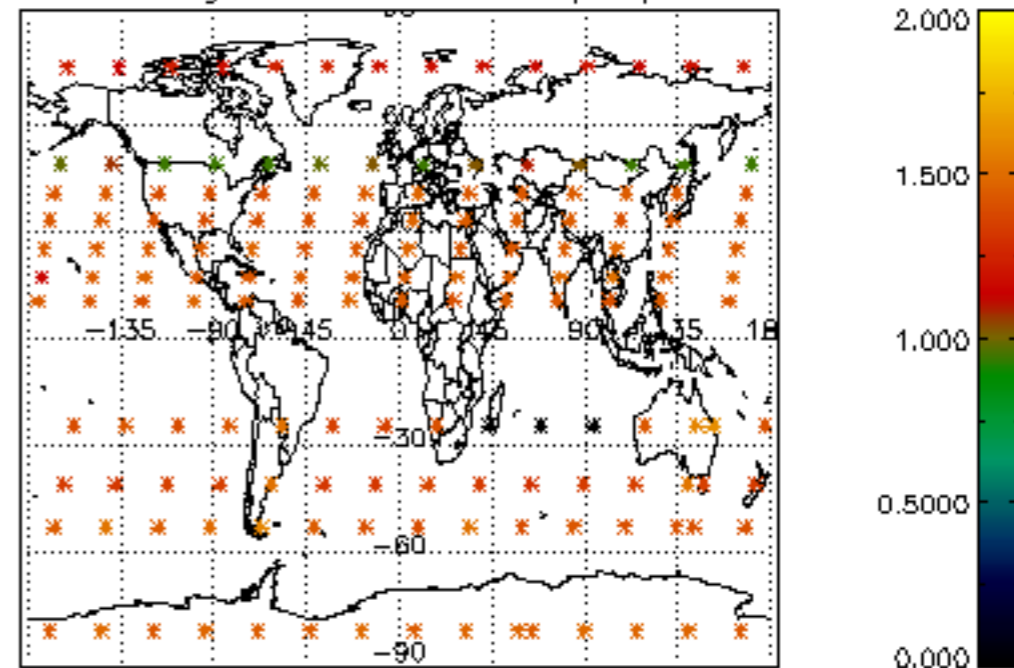
Percentage of saturation errors per profile



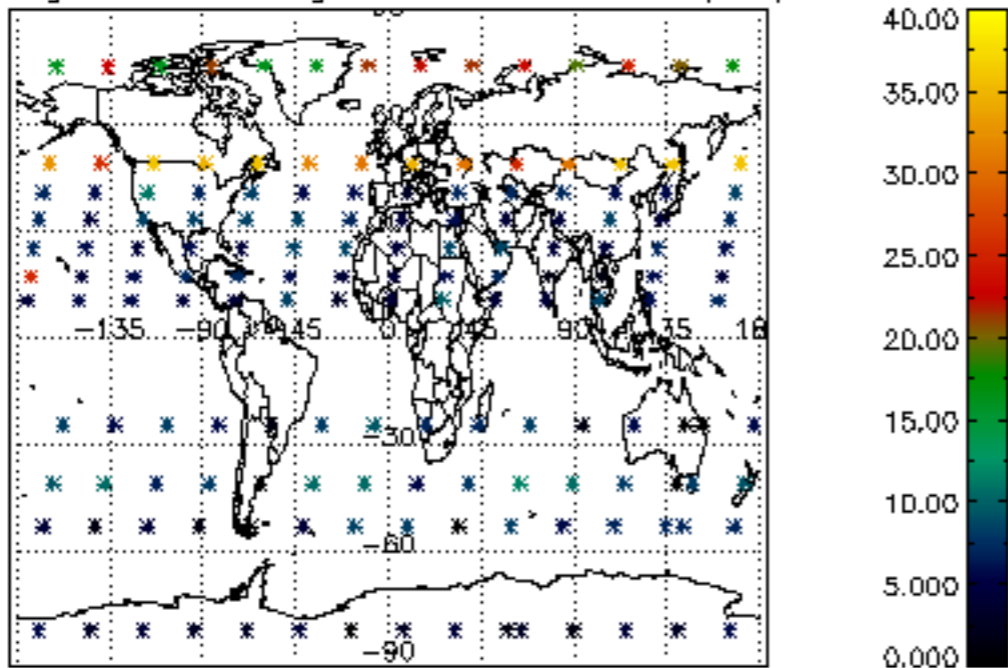
Percentage of cosmic ray hits per profile



Percentage of datation errors per profile



Percentage of star falling outside central band per profile



Percentage of saturation errors per profile

