

# GOMOS Level 2 Daily Report

## SUMMARY

### [1. General Info](#)

### [2. Summary of processed GOM\\_NL\\_2P products](#)

### [3. Level 2 Quality information per product](#)

#### [3.1 Plot of level 2 quality information per product \(time dependant\)](#)

#### [3.2 Plot of level 2 quality information per product \(world map\)](#)

### [4. Level 1 Quality information per product \(stored on level 2 products\)](#)

#### [4.1 Plot of level 1 quality information per product \(time dependant\)](#)

##### [4.1.1 Plot of level 1 quality information per product \(time dependant\): ASCENDING](#)

##### [4.1.2 Plot of level 1 quality information per product \(time dependant\): DESCENDING](#)

#### [4.2 Plot of level 1 quality information per product \(world map\)](#)

##### [4.2.1 Plot of level 1 quality information per product \(world map\): ASCENDING](#)

##### [4.2.2 Plot of level 1 quality information per product \(world map\): DESCENDING](#)

### [5. Ozone profiles based on quality statistics and other trace gas profiles](#)

#### [5.1 Ozone statistics based on quality of products](#)

#### [5.2 Plot ozone profiles for all STD \(dark without errors\)](#)

#### [5.3 Plot ozone profiles where STD < 20% \(dark without errors\)](#)

#### [5.4. Plot ozone profiles where STD < 10% \(dark without errors\)](#)

#### [5.5. Plot ozone profiles where STD < 5% \(dark without errors\)](#)

#### [5.6 Plot NO2 profiles for all STD \(dark without errors\)](#)

#### [5.7 Plot NO3 profiles for all STD \(dark without errors\)](#)

#### [5.8 Plot H2O profiles \(only for occultations of stars 1,2,3,4,13,14,16,26,63 dark without errors\) for all STD](#)

### [6. Auxiliary Data Files used for the production reported in section 2](#)

This report presents the daily analysis on parameters extracted from GOMOS level 2 data (GOM\_NL\_\_2P). It is intended to monitor some important parameters that will impact the quality of these products. A list of level 2 products (and content) that have arrived during the reporting day to the PCF is also given.

Item	Value
Time of report generation	18APR2013 13:11:19
Data source version	GOMOS/6.01
Start time of products	14-12-2005 (14DEC2005 00:00:00)
Stop time of products	15-12-2005 (15DEC2005 00:00:00)
Store outputs in DB	Yes
Nb of level 2 prods	305
Nb of prods with errors	0

## 2. Summary of processed GOM\_NL\_\_2P products.

Nr	Filename	UTC Start time	Limb	Duration	Star Id	Star Name	Star Mag	Star Temp	Nb Meas	Orbit	Prod. error
1	GOM_NL__2PRFIN20051214_000204_000000492043_00216_19809_9347.N1	14-DEC-2005 00:02:04	Twilight	48.500	54	5The Cen	2.0550	4500.0	97	19809	No
2	GOM_NL__2PRFIN20051214_000332_000000402043_00216_19809_9348.N1	14-DEC-2005 00:03:32	Dark	39.500	123	1ot Cen	2.7500	10200.	79	19809	No
3	GOM_NL__2PRFIN20051214_000506_000000382043_00216_19809_9349.N1	14-DEC-2005 00:05:06	Dark	37.500	95	Zet Cen	2.5450	26000.	75	19809	No
4	GOM_NL__2PRFIN20051214_000657_000000382043_00216_19809_9350.N1	14-DEC-2005 00:06:57	Dark	37.500	77	Eps Cen	2.3030	28000.	75	19809	No
5	GOM_NL__2PRFIN20051214_000813_000000402043_00216_19809_9351.N1	14-DEC-2005 00:08:13	Dark	39.500	10	Bet Cen	0.61000	28000.	79	19809	No
6	GOM_NL__2PRFIN20051214_000935_000000402043_00217_19810_9352.N1	14-DEC-2005 00:09:35	Dark	39.500	20	Bet Cru	1.2530	30000.	79	19810	No
7	GOM_NL__2PRFIN20051214_001140_000000372043_00217_19810_9353.N1	14-DEC-2005 00:11:40	Dark	37.000	112	Alp Mus	2.6880	26000.	74	19810	No
8	GOM_NL__2PRFIN20051214_001624_000000382043_00217_19810_9354.N1	14-DEC-2005 00:16:24	Dark	38.000	29	Bet Car	1.6720	10200.	76	19810	No
9	GOM_NL__2PRFIN20051214_001852_00000022043_00217_19810_9355.N1	14-DEC-2005 00:18:52	Dark	2.0000	41	Eps Car	1.8600	4100.0	4	19810	No
10	GOM_NL__2PRFIN20051214_002349_000000472043_00217_19810_9356.N1	14-DEC-2005 00:23:49	Dark	46.500	2	Alp Car	-0.73600	7000.0	93	19810	No
11	GOM_NL__2PRFIN20051214_003700_000000422043_00217_19810_9357.N1	14-DEC-2005 00:37:00	Straylight	42.000	165	34Gam Eri	2.9500	3200.0	84	19810	No
12	GOM_NL__2PRFIN20051214_004736_000000352043_00217_19810_9358.N1	14-DEC-2005 00:47:36	Bright	35.000	146	25Eta Tau	2.8730	15200.	70	19810	No
13	GOM_NL__2PRFIN20051214_004947_000000362043_00217_19810_9359.N1	14-DEC-2005 00:49:47	Bright	35.500	150	44Zet Per	2.8900	28000.	71	19810	No
14	GOM_NL__2PRFIN20051214_005205_000000352043_00217_19810_9360.N1	14-DEC-2005 00:52:05	Bright	34.500	149	45Eps Per	2.8880	30000.	69	19810	No
15	GOM_NL__2PRFIN20051214_005416_000000342043_00217_19810_9361.N1	14-DEC-2005 00:54:16	Bright	34.000	175	39Del Per	3.0100	19400.	68	19810	No
16	GOM_NL__2PRFIN20051214_005559_000000362043_00217_19810_9362.N1	14-DEC-2005 00:55:59	Bright	36.000	160	23Gam Per	2.9300	4700.0	72	19810	No
17	GOM_NL__2PRFIN20051214_005904_000000352043_00217_19810_9363.N1	14-DEC-2005 00:59:04	Bright	34.500	110	37Del Cas	2.6780	8900.0	69	19810	No
18	GOM_NL__2PRFIN20051214_010558_000000362043_00217_19810_9364.N1	14-DEC-2005 01:05:58	Bright	36.000	49	1Alp UMi	1.9900	6300.0	72	19810	No
19	GOM_NL__2PRFIN20051214_011041_000000372043_00217_19810_9365.N1	14-DEC-2005 01:10:41	Bright	37.000	60	7Bet UMi	2.0810	3950.0	74	19810	No
20	GOM_NL__2PRFIN20051214_011352_000000372043_00217_19810_9366.N1	14-DEC-2005 01:13:52	Bright	36.500	119	14Eta Dra	2.7270	4700.0	73	19810	No
21	GOM_NL__2PRFIN20051214_012112_000000202043_00217_19810_9367.N1	14-DEC-2005 01:21:12	Tw_and_stray	20.000	180	27Gam Boo	3.0400	8000.0	40	19810	No
22	GOM_NL__2PRFIN20051214_012422_000000352043_00217_19810_9368.N1	14-DEC-2005 01:24:22	Bright	35.000	83		2.3780	11000.	70	19810	No
23	GOM_NL__2PRFIN20051214_014241_000000432043_00217_19810_9369.N1	14-DEC-2005 01:42:41	Twilight	43.000	54	5The Cen	2.0550	4500.0	86	19810	No
24	GOM_NL__2PRFIN20051214_014409_000000422043_00217_19810_9370.N1	14-DEC-2005 01:44:09	Dark	41.500	123	1ot Cen	2.7500	10200.	83	19810	No
25	GOM_NL__2PRFIN20051214_014542_000000392043_00217_19810_9371.N1	14-DEC-2005 01:45:42	Dark	38.500	95	Zet Cen	2.5450	26000.	77	19810	No
26	GOM_NL__2PRFIN20051214_014734_000000412043_00217_19810_9372.N1	14-DEC-2005 01:47:34	Dark	41.000	77	Eps Cen	2.3030	28000.	82	19810	No
27	GOM_NL__2PRFIN20051214_014850_000000492043_00217_19810_9373.N1	14-DEC-2005 01:48:50	Dark	49.000	10	Bet Cen	0.61000	28000.	98	19810	No
28	GOM_NL__2PRFIN20051214_015011_000000382043_00218_19811_9352.N1	14-DEC-2005 01:50:11	Dark	38.000	20	Bet Cru	1.2530	30000.	76	19811	No
29	GOM_NL__2PRFIN20051214_015216_000000372043_00218_19811_9353.N1	14-DEC-2005 01:52:16	Dark	37.000	112	Alp Mus	2.6880	26000.	74	19811	No
30	GOM_NL__2PRFIN20051214_015700_000000382043_00218_19811_9354.N1	14-DEC-2005 01:57:00	Dark	37.500	29	Bet Car	1.6720	10200.	75	19811	No
31	GOM_NL__2PRFIN20051214_015928_00000022043_00218_19811_9355.N1	14-DEC-2005 01:59:28	Dark	2.0000	41	Eps Car	1.8600	4100.0	4	19811	No
32	GOM_NL__2PRFIN20051214_020426_000000462043_00218_19811_9356.N1	14-DEC-2005 02:04:26	Dark	45.500	2	Alp Car	-0.73600	7000.0	91	19811	No
33	GOM_NL__2PRFIN20051214_021736_000000422043_00218_19811_9357.N1	14-DEC-2005 02:17:36	Straylight	41.500	165	34Gam Eri	2.9500	3200.0	83	19811	No
34	GOM_NL__2PRFIN20051214_022812_000000362043_00218_19811_9358.N1	14-DEC-2005 02:28:12	Bright	35.500	146	25Eta Tau	2.8730	15200.	71	19811	No
35	GOM_NL__2PRFIN20051214_023023_000000352043_00218_19811_9359.N1	14-DEC-2005 02:30:23	Bright	35.000	150	44Zet Per	2.8900	28000.	70	19811	No
36	GOM_NL__2PRFIN20051214_023241_000000352043_00218_19811_9360.N1	14-DEC-2005 02:32:41	Bright	34.500	149	45Eps Per	2.8880	30000.	69	19811	No
37	GOM_NL__2PRFIN20051214_023452_000000342043_00218_19811_9361.N1	14-DEC-2005 02:34:52	Bright	33.500	175	39Del Per	3.0100	19400.	67	19811	No
38	GOM_NL__2PRFIN20051214_023635_000000352043_00218_19811_9362.N1	14-DEC-2005 02:36:35	Bright	34.500	160	23Gam Per	2.9300	4700.0	69	19811	No
39	GOM_NL__2PRFIN20051214_023940_000000362043_00218_19811_9363.N1	14-DEC-2005 02:39:40	Bright	36.000	110	37Del Cas	2.6780	8900.0	72	19811	No
40	GOM_NL__2PRFIN20051214_024634_000000332043_00218_19811_9364.N1	14-DEC-2005 02:46:34	Bright	33.000	49	1Alp UMi	1.9900	6300.0	66	19811	No
41	GOM_NL__2PRFIN20051214_025117_000000362043_00218_19811_9365.N1	14-DEC-2005 02:51:17	Bright	35.500	60	7Bet UMi	2.0810	3950.0	71	19811	No
42	GOM_NL__2PRFIN20051214_025428_000000352043_00218_19811_9366.N1	14-DEC-2005 02:54:28	Bright	35.000	119	14Eta Dra	2.7270	4700.0	70	19811	No

43	GOM_NL__2PRFIN20051214_030147_000000202043_00218_19811_9367.N1	14-DEC-2005 03:01:47	Twilight	20.000	180	27Gam Boo	3.0400	8000.0	40	19811	No
44	GOM_NL__2PRFIN20051214_030458_000000352043_00218_19811_9368.N1	14-DEC-2005 03:04:58	Bright	35.000	83		2.3780	11000.	70	19811	No
45	GOM_NL__2PRFIN20051214_032317_000000432043_00218_19811_9369.N1	14-DEC-2005 03:23:17	Twilight	42.500	54	5The Cen	2.0550	4500.0	85	19811	No
46	GOM_NL__2PRFIN20051214_032445_000000402043_00218_19811_9370.N1	14-DEC-2005 03:24:45	Dark	40.000	123	lot Cen	2.7500	10200.	80	19811	No
47	GOM_NL__2PRFIN20051214_032619_000000372043_00218_19811_9371.N1	14-DEC-2005 03:26:19	Dark	37.000	95	Zet Cen	2.5450	26000.	74	19811	No
48	GOM_NL__2PRFIN20051214_032810_000000372043_00218_19811_9372.N1	14-DEC-2005 03:28:10	Dark	37.000	77	Eps Cen	2.3030	28000.	74	19811	No
49	GOM_NL__2PRFIN20051214_032926_000000382043_00218_19811_9373.N1	14-DEC-2005 03:29:26	Dark	37.500	10	Bet Cen	0.61000	28000.	75	19811	No
50	GOM_NL__2PRFIN20051214_033048_000000382043_00219_19812_9352.N1	14-DEC-2005 03:30:48	Dark	38.000	20	Bet Cru	1.2530	30000.	76	19812	No
51	GOM_NL__2PRFIN20051214_033252_000000362043_00219_19812_9353.N1	14-DEC-2005 03:32:52	Dark	36.000	112	Alp Mus	2.6880	26000.	72	19812	No
52	GOM_NL__2PRFIN20051214_033737_000000372043_00219_19812_9354.N1	14-DEC-2005 03:37:37	Dark	37.000	29	Bet Car	1.6720	10200.	74	19812	No
53	GOM_NL__2PRFIN20051214_034005_00000042043_00219_19812_9355.N1	14-DEC-2005 03:40:05	Dark	4.0000	41	Eps Car	1.8600	4100.0	8	19812	No
54	GOM_NL__2PRFIN20051214_034502_000000452043_00219_19812_9356.N1	14-DEC-2005 03:45:02	Dark	45.000	2	Alp Car	-0.73600	7000.0	90	19812	No
55	GOM_NL__2PRFIN20051214_035812_000000432043_00219_19812_9357.N1	14-DEC-2005 03:58:12	Straylight	43.000	165	34Gam Eri	2.9500	3200.0	86	19812	No
56	GOM_NL__2PRFIN20051214_040848_000000342043_00219_19812_9358.N1	14-DEC-2005 04:08:48	Bright	33.500	146	25Eta Tau	2.8730	15200.	67	19812	No
57	GOM_NL__2PRFIN20051214_041059_000000352043_00219_19812_9359.N1	14-DEC-2005 04:10:59	Bright	35.000	150	44Zet Per	2.8900	28000.	70	19812	No
58	GOM_NL__2PRFIN20051214_041317_000000352043_00219_19812_9360.N1	14-DEC-2005 04:13:17	Bright	35.000	149	45Eps Per	2.8880	30000.	70	19812	No
59	GOM_NL__2PRFIN20051214_041528_000000352043_00219_19812_9361.N1	14-DEC-2005 04:15:28	Bright	35.000	175	39Del Per	3.0100	19400.	70	19812	No
60	GOM_NL__2PRFIN20051214_041711_000000362043_00219_19812_9362.N1	14-DEC-2005 04:17:11	Bright	36.000	160	23Gam Per	2.9300	4700.0	72	19812	No
61	GOM_NL__2PRFIN20051214_042017_000000362043_00219_19812_9363.N1	14-DEC-2005 04:20:17	Bright	36.000	110	37Del Cas	2.6780	8900.0	72	19812	No
62	GOM_NL__2PRFIN20051214_042710_000000352043_00219_19812_9364.N1	14-DEC-2005 04:27:10	Bright	34.500	49	1Alp UMi	1.9900	6300.0	69	19812	No
63	GOM_NL__2PRFIN20051214_043153_000000392043_00219_19812_9365.N1	14-DEC-2005 04:31:53	Bright	38.500	60	7Bet UMi	2.0810	3950.0	77	19812	No
64	GOM_NL__2PRFIN20051214_043504_000000362043_00219_19812_9366.N1	14-DEC-2005 04:35:04	Bright	35.500	119	14Eta Dra	2.7270	4700.0	71	19812	No
65	GOM_NL__2PRFIN20051214_044534_000000372043_00219_19812_9367.N1	14-DEC-2005 04:45:34	Bright	37.000	83		2.3780	11000.	74	19812	No
66	GOM_NL__2PRFIN20051214_050353_000000442043_00219_19812_9368.N1	14-DEC-2005 05:03:53	Twilight	43.500	54	5The Cen	2.0550	4500.0	87	19812	No
67	GOM_NL__2PRFIN20051214_050522_000000442043_00219_19812_9369.N1	14-DEC-2005 05:05:22	Dark	43.500	123	lot Cen	2.7500	10200.	87	19812	No
68	GOM_NL__2PRFIN20051214_050655_000000372043_00219_19812_9370.N1	14-DEC-2005 05:06:55	Dark	37.000	95	Zet Cen	2.5450	26000.	74	19812	No
69	GOM_NL__2PRFIN20051214_050846_000000392043_00219_19812_9371.N1	14-DEC-2005 05:08:46	Dark	39.000	77	Eps Cen	2.3030	28000.	78	19812	No
70	GOM_NL__2PRFIN20051214_051002_000000372043_00219_19812_9372.N1	14-DEC-2005 05:10:02	Dark	37.000	10	Bet Cen	0.61000	28000.	74	19812	No
71	GOM_NL__2PRFIN20051214_051124_000000392043_00220_19813_9352.N1	14-DEC-2005 05:11:24	Dark	39.000	20	Bet Cru	1.2530	30000.	78	19813	No
72	GOM_NL__2PRFIN20051214_051329_000000372043_00220_19813_9353.N1	14-DEC-2005 05:13:29	Dark	36.500	112	Alp Mus	2.6880	26000.	73	19813	No
73	GOM_NL__2PRFIN20051214_051813_000000372043_00220_19813_9354.N1	14-DEC-2005 05:18:13	Dark	37.000	29	Bet Car	1.6720	10200.	74	19813	No
74	GOM_NL__2PRFIN20051214_052041_00000042043_00220_19813_9355.N1	14-DEC-2005 05:20:41	Dark	4.0000	41	Eps Car	1.8600	4100.0	8	19813	No
75	GOM_NL__2PRFIN20051214_052538_000000472043_00220_19813_9356.N1	14-DEC-2005 05:25:38	Dark	46.500	2	Alp Car	-0.73600	7000.0	93	19813	No
76	GOM_NL__2PRFIN20051214_053848_000000442043_00220_19813_9357.N1	14-DEC-2005 05:38:48	Straylight	43.500	165	34Gam Eri	2.9500	3200.0	87	19813	No
77	GOM_NL__2PRFIN20051214_054924_000000362043_00220_19813_9358.N1	14-DEC-2005 05:49:24	Bright	35.500	146	25Eta Tau	2.8730	15200.	71	19813	No
78	GOM_NL__2PRFIN20051214_055135_000000362043_00220_19813_9359.N1	14-DEC-2005 05:51:35	Bright	36.000	150	44Zet Per	2.8900	28000.	72	19813	No
79	GOM_NL__2PRFIN20051214_055353_000000352043_00220_19813_9360.N1	14-DEC-2005 05:53:53	Bright	34.500	149	45Eps Per	2.8880	30000.	69	19813	No
80	GOM_NL__2PRFIN20051214_055604_000000352043_00220_19813_9361.N1	14-DEC-2005 05:56:04	Bright	35.000	175	39Del Per	3.0100	19400.	70	19813	No
81	GOM_NL__2PRFIN20051214_055747_000000352043_00220_19813_9362.N1	14-DEC-2005 05:57:47	Bright	35.000	160	23Gam Per	2.9300	4700.0	70	19813	No
82	GOM_NL__2PRFIN20051214_060053_000000362043_00220_19813_9363.N1	14-DEC-2005 06:00:53	Bright	36.000	110	37Del Cas	2.6780	8900.0	72	19813	No
83	GOM_NL__2PRFIN20051214_060746_000000342043_00220_19813_9364.N1	14-DEC-2005 06:07:46	Bright	34.000	49	1Alp UMi	1.9900	6300.0	68	19813	No
84	GOM_NL__2PRFIN20051214_061229_000000342043_00220_19813_9365.N1	14-DEC-2005 06:12:29	Bright	34.000	60	7Bet UMi	2.0810	3950.0	68	19813	No
85	GOM_NL__2PRFIN20051214_061540_000000372043_00220_19813_9366.N1	14-DEC-2005 06:15:40	Bright	36.500	119	14Eta Dra	2.7270	4700.0	73	19813	No
86	GOM_NL__2PRFIN20051214_062610_000000352043_00220_19813_9367.N1	14-DEC-2005 06:26:10	Bright	35.000	83		2.3780	11000.	70	19813	No
87	GOM_NL__2PRFIN20051214_064430_000000432043_00220_19813_9368.N1	14-DEC-2005 06:44:30	Twilight	42.500	54	5The Cen	2.0550	4500.0	85	19813	No
88	GOM_NL__2PRFIN20051214_064559_000000432043_00220_19813_9369.N1	14-DEC-2005 06:45:59	Dark	42.500	123	lot Cen	2.7500	10200.	85	19813	No
89	GOM_NL__2PRFIN20051214_064731_000000382043_00220_19813_9370.N1	14-DEC-2005 06:47:31	Dark	38.000	95	Zet Cen	2.5450	26000.	76	19813	No
90	GOM_NL__2PRFIN20051214_064923_000000382043_00220_19813_9371.N1	14-DEC-2005 06:49:23	Dark	38.000	77	Eps Cen	2.3030	28000.	76	19813	No
91	GOM_NL__2PRFIN20051214_065038_000000392043_00220_19813_9372.N1	14-DEC-2005 06:50:38	Dark	38.500	10	Bet Cen	0.61000	28000.	77	19813	No
92	GOM_NL__2PRFIN20051214_065201_000000402043_00221_19814_9352.N1	14-DEC-2005 06:52:01	Dark	39.500	20	Bet Cru	1.2530	30000.	79	19814	No
93	GOM_NL__2PRFIN20051214_065405_000000352043_00221_19814_9353.N1	14-DEC-2005 06:54:05	Dark	35.000	112	Alp Mus	2.6880	26000.	70	19814	No
94	GOM_NL__2PRFIN20051214_065850_000000372043_00221_19814_9354.N1	14-DEC-2005 06:58:50	Dark	37.000	29	Bet Car	1.6720	10200.	74	19814	No
95	GOM_NL__2PRFIN20051214_070118_000000052043_00221_19814_9355.N1	14-DEC-2005 07:01:18	Dark	5.0000	41	Eps Car	1.8600	4100.0	10	19814	No
96	GOM_NL__2PRFIN20051214_070615_000000492043_00221_19814_9356.N1	14-DEC-2005 07:06:15	Dark	48.500	2	Alp Car	-0.73600	7000.0	97	19814	No
97	GOM_NL__2PRFIN20051214_071924_000000402043_00221_19814_9357.N1	14-DEC-2005 07:19:24	Straylight	40.000	165	34Gam Eri	2.9500	3200.0	80	19814	No
98	GOM_NL__2PRFIN20051214_073000_000000362043_00221_19814_9358.N1	14-DEC-2005 07:30:00	Bright	35.500	146	25Eta Tau	2.8730	15200.	71	19814	No
99	GOM_NL__2PRFIN20051214_073211_000000362043_00221_19814_9359.N1	14-DEC-2005 07:32:11	Bright	35.500	150	44Zet Per	2.8900	28000.	71	19814	No
100	GOM_NL__2PRFIN20051214_073429_000000362043_00221_19814_9360.N1	14-DEC-2005 07:34:29	Bright	35.500	149	45Eps Per	2.8880	30000.	71	19814	No
101	GOM_NL__2PRFIN20051214_073640_000000342043_00221_19814_9361.N1	14-DEC-2005 07:36:40	Bright	34.000	175	39Del Per	3.0100	19400.	68	19814	No

102	GOM_NL__2PRFIN20051214_073823_000000352043_00221_19814_9362.N1	14-DEC-2005 07:38:23	Bright	35.000	160	23Gam Per	2.9300	4700.0	70	19814	No
103	GOM_NL__2PRFIN20051214_074129_000000352043_00221_19814_9363.N1	14-DEC-2005 07:41:29	Bright	35.000	110	37Del Cas	2.6780	8900.0	70	19814	No
104	GOM_NL__2PRFIN20051214_074822_000000362043_00221_19814_9364.N1	14-DEC-2005 07:48:22	Bright	35.500	49	1Alp UMi	1.9900	6300.0	71	19814	No
105	GOM_NL__2PRFIN20051214_075305_000000372043_00221_19814_9365.N1	14-DEC-2005 07:53:05	Bright	36.500	60	7Bet UMi	2.0810	3950.0	73	19814	No
106	GOM_NL__2PRFIN20051214_075616_000000352043_00221_19814_9366.N1	14-DEC-2005 07:56:16	Bright	34.500	119	14Eta Dra	2.7270	4700.0	69	19814	No
107	GOM_NL__2PRFIN20051214_080646_000000362043_00221_19814_9367.N1	14-DEC-2005 08:06:46	Bright	35.500	83		2.3780	11000.	71	19814	No
108	GOM_NL__2PRFIN20051214_082506_000000442043_00221_19814_9368.N1	14-DEC-2005 08:25:06	Twilight	44.000	54	5The Cen	2.0550	4500.0	88	19814	No
109	GOM_NL__2PRFIN20051214_082635_000000402043_00221_19814_9369.N1	14-DEC-2005 08:26:35	Dark	40.000	123	lot Cen	2.7500	10200.	80	19814	No
110	GOM_NL__2PRFIN20051214_082808_000000402043_00221_19814_9370.N1	14-DEC-2005 08:28:08	Dark	39.500	95	Zet Cen	2.5450	26000.	79	19814	No
111	GOM_NL__2PRFIN20051214_082959_000000402043_00221_19814_9371.N1	14-DEC-2005 08:29:59	Dark	40.000	77	Eps Cen	2.3030	28000.	80	19814	No
112	GOM_NL__2PRFIN20051214_083114_000000372043_00221_19814_9372.N1	14-DEC-2005 08:31:14	Dark	36.500	10	Bet Cen	0.61000	28000.	73	19814	No
113	GOM_NL__2PRFIN20051214_083237_000000422043_00222_19815_9352.N1	14-DEC-2005 08:32:37	Dark	41.500	20	Bet Cru	1.2530	30000.	83	19815	No
114	GOM_NL__2PRFIN20051214_083441_000000372043_00222_19815_9353.N1	14-DEC-2005 08:34:41	Dark	37.000	112	Alp Mus	2.6880	26000.	74	19815	No
115	GOM_NL__2PRFIN20051214_083926_000000412043_00222_19815_9354.N1	14-DEC-2005 08:39:26	Dark	40.500	29	Bet Car	1.6720	10200.	81	19815	No
116	GOM_NL__2PRFIN20051214_084154_000000052043_00222_19815_9355.N1	14-DEC-2005 08:41:54	Dark	5.0000	41	Eps Car	1.8600	4100.0	10	19815	No
117	GOM_NL__2PRFIN20051214_084651_000000472043_00222_19815_9356.N1	14-DEC-2005 08:46:51	Dark	46.500	2	Alp Car	-0.73600	7000.0	93	19815	No
118	GOM_NL__2PRFIN20051214_090000_000000432043_00222_19815_9357.N1	14-DEC-2005 09:00:00	Straylight	42.500	165	34Gam Eri	2.9500	3200.0	85	19815	No
119	GOM_NL__2PRFIN20051214_091036_000000372043_00222_19815_9358.N1	14-DEC-2005 09:10:36	Bright	36.500	146	25Eta Tau	2.8730	15200.	73	19815	No
120	GOM_NL__2PRFIN20051214_091247_000000362043_00222_19815_9359.N1	14-DEC-2005 09:12:47	Bright	35.500	150	44Zet Per	2.8900	28000.	71	19815	No
121	GOM_NL__2PRFIN20051214_091505_000000352043_00222_19815_9360.N1	14-DEC-2005 09:15:05	Bright	35.000	149	45Eps Per	2.8880	30000.	70	19815	No
122	GOM_NL__2PRFIN20051214_091716_000000342043_00222_19815_9361.N1	14-DEC-2005 09:17:16	Bright	34.000	175	39Del Per	3.0100	19400.	68	19815	No
123	GOM_NL__2PRFIN20051214_091859_000000352043_00222_19815_9362.N1	14-DEC-2005 09:18:59	Bright	34.500	160	23Gam Per	2.9300	4700.0	69	19815	No
124	GOM_NL__2PRFIN20051214_092206_000000532043_00222_19815_9363.N1	14-DEC-2005 09:22:06	Bright	53.000	110	37Del Cas	2.6780	8900.0	106	19815	No
125	GOM_NL__2PRFIN20051214_092858_000000362043_00222_19815_9364.N1	14-DEC-2005 09:28:58	Bright	36.000	49	1Alp UMi	1.9900	6300.0	72	19815	No
126	GOM_NL__2PRFIN20051214_093341_000000362043_00222_19815_9365.N1	14-DEC-2005 09:33:41	Bright	35.500	60	7Bet UMi	2.0810	3950.0	71	19815	No
127	GOM_NL__2PRFIN20051214_093652_000000362043_00222_19815_9366.N1	14-DEC-2005 09:36:52	Bright	36.000	119	14Eta Dra	2.7270	4700.0	72	19815	No
128	GOM_NL__2PRFIN20051214_094723_000000432043_00222_19815_9367.N1	14-DEC-2005 09:47:23	Bright	42.500	83		2.3780	11000.	85	19815	No
129	GOM_NL__2PRFIN20051214_100542_000000422043_00222_19815_9368.N1	14-DEC-2005 10:05:42	Twilight	42.000	54	5The Cen	2.0550	4500.0	84	19815	No
130	GOM_NL__2PRFIN20051214_100712_000000422043_00222_19815_9369.N1	14-DEC-2005 10:07:12	Dark	42.000	123	lot Cen	2.7500	10200.	84	19815	No
131	GOM_NL__2PRFIN20051214_100844_000000382043_00222_19815_9370.N1	14-DEC-2005 10:08:44	Dark	38.000	95	Zet Cen	2.5450	26000.	76	19815	No
132	GOM_NL__2PRFIN20051214_101035_000000382043_00222_19815_9371.N1	14-DEC-2005 10:10:35	Dark	37.500	77	Eps Cen	2.3030	28000.	75	19815	No
133	GOM_NL__2PRFIN20051214_101151_000000462043_00222_19815_9372.N1	14-DEC-2005 10:11:51	Dark	45.500	10	Bet Cen	0.61000	28000.	91	19815	No
134	GOM_NL__2PRFIN20051214_101313_000000382043_00223_19816_9352.N1	14-DEC-2005 10:13:13	Dark	38.000	20	Bet Cru	1.2530	30000.	76	19816	No
135	GOM_NL__2PRFIN20051214_101517_000000372043_00223_19816_9353.N1	14-DEC-2005 10:15:17	Dark	36.500	112	Alp Mus	2.6880	26000.	73	19816	No
136	GOM_NL__2PRFIN20051214_102002_000000392043_00223_19816_9354.N1	14-DEC-2005 10:20:02	Dark	38.500	29	Bet Car	1.6720	10200.	77	19816	No
137	GOM_NL__2PRFIN20051214_102231_000000072043_00223_19816_9355.N1	14-DEC-2005 10:22:31	Dark	7.0000	41	Eps Car	1.8600	4100.0	14	19816	No
138	GOM_NL__2PRFIN20051214_102727_000000482043_00223_19816_9356.N1	14-DEC-2005 10:27:27	Dark	47.500	2	Alp Car	-0.73600	7000.0	95	19816	No
139	GOM_NL__2PRFIN20051214_104036_000000412043_00223_19816_9357.N1	14-DEC-2005 10:40:36	Straylight	40.500	165	34Gam Eri	2.9500	3200.0	81	19816	No
140	GOM_NL__2PRFIN20051214_105112_000000332043_00223_19816_9358.N1	14-DEC-2005 10:51:12	Bright	33.000	146	25Eta Tau	2.8730	15200.	66	19816	No
141	GOM_NL__2PRFIN20051214_105322_000000372043_00223_19816_9359.N1	14-DEC-2005 10:53:22	Bright	36.500	150	44Zet Per	2.8900	28000.	73	19816	No
142	GOM_NL__2PRFIN20051214_105541_000000352043_00223_19816_9360.N1	14-DEC-2005 10:55:41	Bright	35.000	149	45Eps Per	2.8880	30000.	70	19816	No
143	GOM_NL__2PRFIN20051214_105751_000000342043_00223_19816_9361.N1	14-DEC-2005 10:57:51	Bright	34.000	175	39Del Per	3.0100	19400.	68	19816	No
144	GOM_NL__2PRFIN20051214_105935_000000352043_00223_19816_9362.N1	14-DEC-2005 10:59:35	Bright	34.500	160	23Gam Per	2.9300	4700.0	69	19816	No
145	GOM_NL__2PRFIN20051214_110242_000000352043_00223_19816_9363.N1	14-DEC-2005 11:02:42	Bright	34.500	110	37Del Cas	2.6780	8900.0	69	19816	No
146	GOM_NL__2PRFIN20051214_110934_000000352043_00223_19816_9364.N1	14-DEC-2005 11:09:34	Bright	34.500	49	1Alp UMi	1.9900	6300.0	69	19816	No
147	GOM_NL__2PRFIN20051214_111417_000000382043_00223_19816_9365.N1	14-DEC-2005 11:14:17	Bright	37.500	60	7Bet UMi	2.0810	3950.0	75	19816	No
148	GOM_NL__2PRFIN20051214_111728_000000342043_00223_19816_9366.N1	14-DEC-2005 11:17:28	Bright	33.500	119	14Eta Dra	2.7270	4700.0	67	19816	No
149	GOM_NL__2PRFIN20051214_112759_000000362043_00223_19816_9367.N1	14-DEC-2005 11:27:59	Bright	35.500	83		2.3780	11000.	71	19816	No
150	GOM_NL__2PRFIN20051214_114619_000000452043_00223_19816_9368.N1	14-DEC-2005 11:46:19	Twilight	44.500	54	5The Cen	2.0550	4500.0	89	19816	No
151	GOM_NL__2PRFIN20051214_114748_000000412043_00223_19816_9369.N1	14-DEC-2005 11:47:48	Dark	40.500	123	lot Cen	2.7500	10200.	81	19816	No
152	GOM_NL__2PRFIN20051214_114920_000000382043_00223_19816_9370.N1	14-DEC-2005 11:49:20	Dark	38.000	95	Zet Cen	2.5450	26000.	76	19816	No
153	GOM_NL__2PRFIN20051214_115111_000000372043_00223_19816_9371.N1	14-DEC-2005 11:51:11	Dark	37.000	77	Eps Cen	2.3030	28000.	74	19816	No
154	GOM_NL__2PRFIN20051214_115227_000000462043_00223_19816_9372.N1	14-DEC-2005 11:52:27	Dark	45.500	10	Bet Cen	0.61000	28000.	91	19816	No
155	GOM_NL__2PRFIN20051214_115350_000000462043_00224_19817_9352.N1	14-DEC-2005 11:53:50	Dark	46.000	20	Bet Cru	1.2530	30000.	92	19817	No
156	GOM_NL__2PRFIN20051214_115553_000000372043_00224_19817_9353.N1	14-DEC-2005 11:55:53	Dark	36.500	112	Alp Mus	2.6880	26000.	73	19817	No
157	GOM_NL__2PRFIN20051214_120038_000000392043_00224_19817_9354.N1	14-DEC-2005 12:00:38	Dark	38.500	29	Bet Car	1.6720	10200.	77	19817	No
158	GOM_NL__2PRFIN20051214_120307_000000072043_00224_19817_9355.N1	14-DEC-2005 12:03:07	Dark	7.0000	41	Eps Car	1.8600	4100.0	14	19817	No
159	GOM_NL__2PRFIN20051214_120804_000000492043_00224_19817_9356.N1	14-DEC-2005 12:08:04	Dark	48.500	2	Alp Car	-0.73600	7000.0	97	19817	No
160	GOM_NL__2PRFIN20051214_122112_000000422043_00224_19817_9357.N1	14-DEC-2005 12:21:12	Straylight	42.000	165	34Gam Eri	2.9500	3200.0	84	19817	No



161	GOM_NL__2PRFIN20051214_123148_000000352043_00224_19817_9358.N1	14-DEC-2005 12:31:48	Bright	34.500	146	25Eta Tau	2.8730	15200.	69	19817	No
162	GOM_NL__2PRFIN20051214_123358_000000362043_00224_19817_9359.N1	14-DEC-2005 12:33:58	Bright	35.500	150	44Zet Per	2.8900	28000.	71	19817	No
163	GOM_NL__2PRFIN20051214_123616_000000352043_00224_19817_9360.N1	14-DEC-2005 12:36:16	Bright	34.500	149	45Eps Per	2.8880	30000.	69	19817	No
164	GOM_NL__2PRFIN20051214_123827_000000352043_00224_19817_9361.N1	14-DEC-2005 12:38:27	Bright	35.000	175	39Del Per	3.0100	19400.	70	19817	No
165	GOM_NL__2PRFIN20051214_124011_000000352043_00224_19817_9362.N1	14-DEC-2005 12:40:11	Bright	35.000	160	23Gam Per	2.9300	4700.0	70	19817	No
166	GOM_NL__2PRFIN20051214_124318_000000372043_00224_19817_9363.N1	14-DEC-2005 12:43:18	Bright	36.500	110	37Del Cas	2.6780	8900.0	73	19817	No
167	GOM_NL__2PRFIN20051214_125010_000000372043_00224_19817_9364.N1	14-DEC-2005 12:50:10	Bright	37.000	49	1Alp UMi	1.9900	6300.0	74	19817	No
168	GOM_NL__2PRFIN20051214_125453_000000342043_00224_19817_9365.N1	14-DEC-2005 12:54:53	Bright	34.000	60	7Bet UMi	2.0810	3950.0	68	19817	No
169	GOM_NL__2PRFIN20051214_125804_000000352043_00224_19817_9366.N1	14-DEC-2005 12:58:04	Bright	34.500	119	14Eta Dra	2.7270	4700.0	69	19817	No
170	GOM_NL__2PRFIN20051214_130835_000000532043_00224_19817_9367.N1	14-DEC-2005 13:08:35	Bright	53.000	83		2.3780	11000.	106	19817	No
171	GOM_NL__2PRFIN20051214_132655_000000402043_00224_19817_9368.N1	14-DEC-2005 13:26:55	Twilight	40.000	54	5The Cen	2.0550	4500.0	80	19817	No
172	GOM_NL__2PRFIN20051214_132825_000000412043_00224_19817_9369.N1	14-DEC-2005 13:28:25	Dark	40.500	123	1ot Cen	2.7500	10200.	81	19817	No
173	GOM_NL__2PRFIN20051214_132956_000000372043_00224_19817_9370.N1	14-DEC-2005 13:29:56	Dark	37.000	95	Zet Cen	2.5450	26000.	74	19817	No
174	GOM_NL__2PRFIN20051214_133148_000000382043_00224_19817_9371.N1	14-DEC-2005 13:31:48	Dark	37.500	77	Eps Cen	2.3030	28000.	75	19817	No
175	GOM_NL__2PRFIN20051214_133303_000000382043_00224_19817_9372.N1	14-DEC-2005 13:33:03	Dark	37.500	10	Bet Cen	0.61000	28000.	75	19817	No
176	GOM_NL__2PRFIN20051214_133426_000000382043_00225_19818_9352.N1	14-DEC-2005 13:34:26	Dark	37.500	20	Bet Cru	1.2530	30000.	75	19818	No
177	GOM_NL__2PRFIN20051214_133630_000000372043_00225_19818_9353.N1	14-DEC-2005 13:36:30	Dark	37.000	112	Alp Mus	2.6880	26000.	74	19818	No
178	GOM_NL__2PRFIN20051214_134115_000000392043_00225_19818_9354.N1	14-DEC-2005 13:41:15	Dark	39.000	29	Bet Car	1.6720	10200.	78	19818	No
179	GOM_NL__2PRFIN20051214_134344_000000092043_00225_19818_9355.N1	14-DEC-2005 13:43:44	Dark	9.0000	41	Eps Car	1.8600	4100.0	18	19818	No
180	GOM_NL__2PRFIN20051214_134840_000000532043_00225_19818_9356.N1	14-DEC-2005 13:48:40	Dark	52.500	2	Alp Car	-0.73600	7000.0	105	19818	No
181	GOM_NL__2PRFIN20051214_140148_000000412043_00225_19818_9357.N1	14-DEC-2005 14:01:48	Straylight	41.000	165	34Gam Eri	2.9500	3200.0	82	19818	No
182	GOM_NL__2PRFIN20051214_141224_000000352043_00225_19818_9358.N1	14-DEC-2005 14:12:24	Bright	34.500	146	25Eta Tau	2.8730	15200.	69	19818	No
183	GOM_NL__2PRFIN20051214_141434_000000362043_00225_19818_9359.N1	14-DEC-2005 14:14:34	Bright	36.000	150	44Zet Per	2.8900	28000.	72	19818	No
184	GOM_NL__2PRFIN20051214_141652_000000352043_00225_19818_9360.N1	14-DEC-2005 14:16:52	Bright	35.000	149	45Eps Per	2.8880	30000.	70	19818	No
185	GOM_NL__2PRFIN20051214_141903_000000342043_00225_19818_9361.N1	14-DEC-2005 14:19:03	Bright	34.000	175	39Del Per	3.0100	19400.	68	19818	No
186	GOM_NL__2PRFIN20051214_142047_000000352043_00225_19818_9362.N1	14-DEC-2005 14:20:47	Bright	35.000	160	23Gam Per	2.9300	4700.0	70	19818	No
187	GOM_NL__2PRFIN20051214_142354_000000352043_00225_19818_9363.N1	14-DEC-2005 14:23:54	Bright	34.500	110	37Del Cas	2.6780	8900.0	69	19818	No
188	GOM_NL__2PRFIN20051214_143045_000000342043_00225_19818_9364.N1	14-DEC-2005 14:30:45	Bright	34.000	49	1Alp UMi	1.9900	6300.0	68	19818	No
189	GOM_NL__2PRFIN20051214_143529_000000372043_00225_19818_9365.N1	14-DEC-2005 14:35:29	Bright	36.500	60	7Bet UMi	2.0810	3950.0	73	19818	No
190	GOM_NL__2PRFIN20051214_143840_000000362043_00225_19818_9366.N1	14-DEC-2005 14:38:40	Bright	35.500	119	14Eta Dra	2.7270	4700.0	71	19818	No
191	GOM_NL__2PRFIN20051214_144911_000000372043_00225_19818_9367.N1	14-DEC-2005 14:49:11	Bright	37.000	83		2.3780	11000.	74	19818	No
192	GOM_NL__2PRFIN20051214_150731_000000402043_00225_19818_9368.N1	14-DEC-2005 15:07:31	Twilight	40.000	54	5The Cen	2.0550	4500.0	80	19818	No
193	GOM_NL__2PRFIN20051214_150901_000000402043_00225_19818_9369.N1	14-DEC-2005 15:09:01	Dark	39.500	123	1ot Cen	2.7500	10200.	79	19818	No
194	GOM_NL__2PRFIN20051214_151033_000000382043_00225_19818_9370.N1	14-DEC-2005 15:10:33	Dark	38.000	95	Zet Cen	2.5450	26000.	76	19818	No
195	GOM_NL__2PRFIN20051214_151224_000000382043_00225_19818_9371.N1	14-DEC-2005 15:12:24	Dark	37.500	77	Eps Cen	2.3030	28000.	75	19818	No
196	GOM_NL__2PRFIN20051214_151339_000000482043_00225_19818_9372.N1	14-DEC-2005 15:13:39	Dark	47.500	10	Bet Cen	0.61000	28000.	95	19818	No
197	GOM_NL__2PRFIN20051214_151502_000000402043_00226_19819_9352.N1	14-DEC-2005 15:15:02	Dark	39.500	20	Bet Cru	1.2530	30000.	79	19819	No
198	GOM_NL__2PRFIN20051214_151706_000000362043_00226_19819_9353.N1	14-DEC-2005 15:17:06	Dark	35.500	112	Alp Mus	2.6880	26000.	71	19819	No
199	GOM_NL__2PRFIN20051214_152151_000000382043_00226_19819_9354.N1	14-DEC-2005 15:21:51	Dark	37.500	29	Bet Car	1.6720	10200.	75	19819	No
200	GOM_NL__2PRFIN20051214_152420_000000092043_00226_19819_9355.N1	14-DEC-2005 15:24:20	Dark	9.0000	41	Eps Car	1.8600	4100.0	18	19819	No
201	GOM_NL__2PRFIN20051214_152916_000000532043_00226_19819_9356.N1	14-DEC-2005 15:29:16	Dark	52.500	2	Alp Car	-0.73600	7000.0	105	19819	No
202	GOM_NL__2PRFIN20051214_154224_000000432043_00226_19819_9357.N1	14-DEC-2005 15:42:24	Straylight	43.000	165	34Gam Eri	2.9500	3200.0	86	19819	No
203	GOM_NL__2PRFIN20051214_155259_000000362043_00226_19819_9358.N1	14-DEC-2005 15:52:59	Bright	36.000	146	25Eta Tau	2.8730	15200.	72	19819	No
204	GOM_NL__2PRFIN20051214_155510_000000362043_00226_19819_9359.N1	14-DEC-2005 15:55:10	Bright	36.000	150	44Zet Per	2.8900	28000.	72	19819	No
205	GOM_NL__2PRFIN20051214_155728_000000352043_00226_19819_9360.N1	14-DEC-2005 15:57:28	Bright	35.000	149	45Eps Per	2.8880	30000.	70	19819	No
206	GOM_NL__2PRFIN20051214_155939_000000342043_00226_19819_9361.N1	14-DEC-2005 15:59:39	Bright	34.000	175	39Del Per	3.0100	19400.	68	19819	No
207	GOM_NL__2PRFIN20051214_160123_000000352043_00226_19819_9362.N1	14-DEC-2005 16:01:23	Bright	34.500	160	23Gam Per	2.9300	4700.0	69	19819	No
208	GOM_NL__2PRFIN20051214_160430_000000362043_00226_19819_9363.N1	14-DEC-2005 16:04:30	Bright	35.500	110	37Del Cas	2.6780	8900.0	71	19819	No
209	GOM_NL__2PRFIN20051214_161121_000000352043_00226_19819_9364.N1	14-DEC-2005 16:11:21	Bright	35.000	49	1Alp UMi	1.9900	6300.0	70	19819	No
210	GOM_NL__2PRFIN20051214_161604_000000372043_00226_19819_9365.N1	14-DEC-2005 16:16:04	Bright	37.000	60	7Bet UMi	2.0810	3950.0	74	19819	No
211	GOM_NL__2PRFIN20051214_161916_000000372043_00226_19819_9366.N1	14-DEC-2005 16:19:16	Bright	37.000	119	14Eta Dra	2.7270	4700.0	74	19819	No
212	GOM_NL__2PRFIN20051214_162947_000000352043_00226_19819_9367.N1	14-DEC-2005 16:29:47	Bright	35.000	83		2.3780	11000.	70	19819	No
213	GOM_NL__2PRFIN20051214_164808_000000402043_00226_19819_9368.N1	14-DEC-2005 16:48:08	Twilight	39.500	54	5The Cen	2.0550	4500.0	79	19819	No
214	GOM_NL__2PRFIN20051214_164938_000000422043_00226_19819_9369.N1	14-DEC-2005 16:49:38	Dark	41.500	123	1ot Cen	2.7500	10200.	83	19819	No
215	GOM_NL__2PRFIN20051214_165109_000000392043_00226_19819_9370.N1	14-DEC-2005 16:51:09	Dark	38.500	95	Zet Cen	2.5450	26000.	77	19819	No
216	GOM_NL__2PRFIN20051214_165300_000000382043_00226_19819_9371.N1	14-DEC-2005 16:53:00	Dark	38.000	77	Eps Cen	2.3030	28000.	76	19819	No
217	GOM_NL__2PRFIN20051214_165415_000000472043_00226_19819_9372.N1	14-DEC-2005 16:54:15	Dark	47.000	10	Bet Cen	0.61000	28000.	94	19819	No
218	GOM_NL__2PRFIN20051214_165539_000000452043_00227_19820_7074.N1	14-DEC-2005 16:55:39	Dark	45.000	20	Bet Cru	1.2530	30000.	90	19820	No
219	GOM_NL__2PRFIN20051214_165742_000000372043_00227_19820_7075.N1	14-DEC-2005 16:57:42	Dark	37.000	112	Alp Mus	2.6880	26000.	74	19820	No

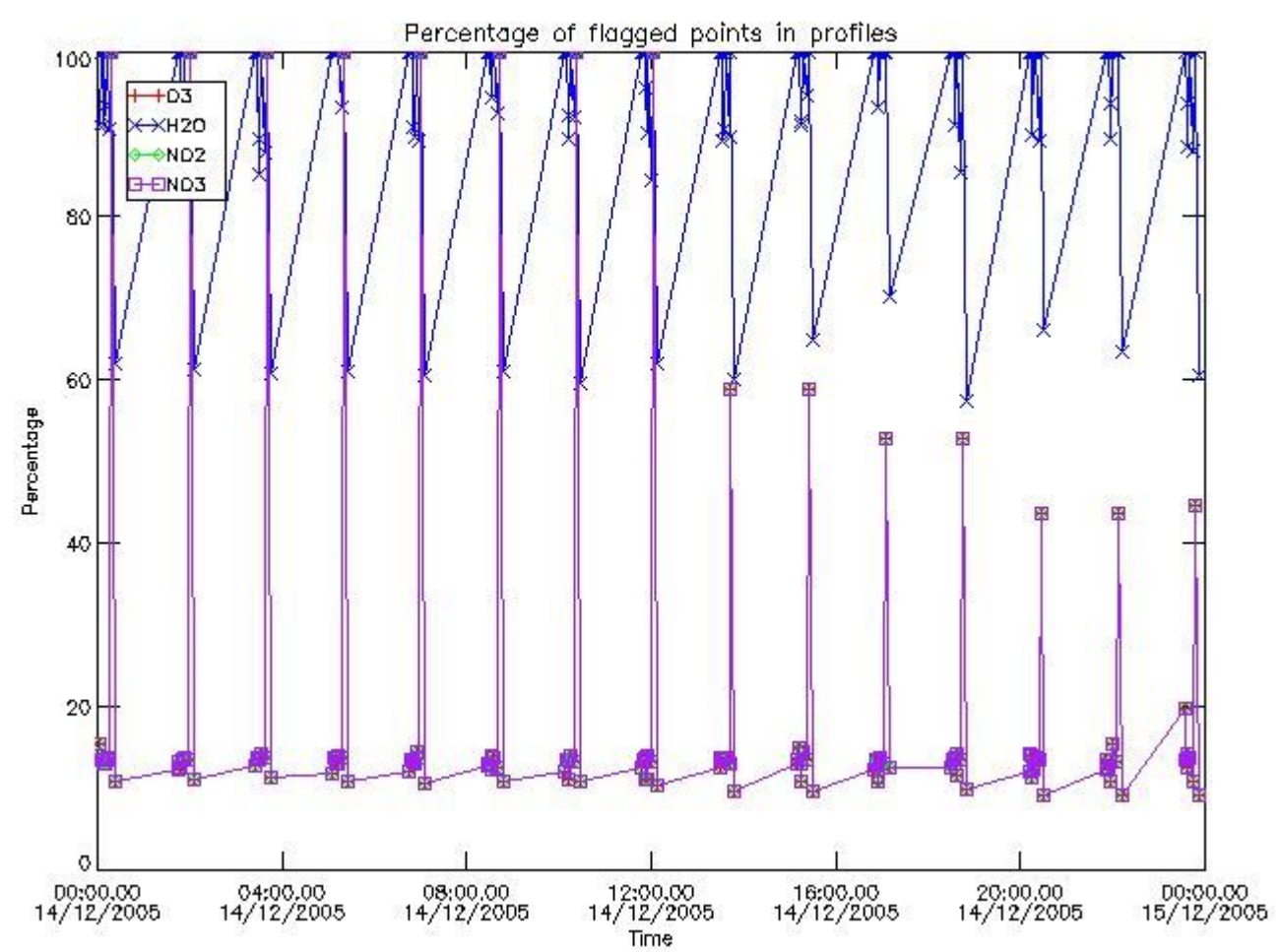
220	GOM_NL__2PRFIN20051214_170227_000000392043_00227_19820_7076.N1	14-DEC-2005 17:02:27	Dark	39.000	29	Bet Car	1.6720	10200.	78	19820	No
221	GOM_NL__2PRFIN20051214_170457_000000102043_00227_19820_7077.N1	14-DEC-2005 17:04:57	Dark	10.000	41	Eps Car	1.8600	4100.0	20	19820	No
222	GOM_NL__2PRFIN20051214_170953_000000402043_00227_19820_7078.N1	14-DEC-2005 17:09:53	Dark	40.000	2	Alp Car	-0.73600	7000.0	80	19820	No
223	GOM_NL__2PRFIN20051214_172301_000000422043_00227_19820_7079.N1	14-DEC-2005 17:23:01	Straylight	42.000	165	34Gam Eri	2.9500	3200.0	84	19820	No
224	GOM_NL__2PRFIN20051214_173336_000000372043_00227_19820_7080.N1	14-DEC-2005 17:33:36	Bright	36.500	146	25Eta Tau	2.8730	15200.	73	19820	No
225	GOM_NL__2PRFIN20051214_173546_000000362043_00227_19820_7081.N1	14-DEC-2005 17:35:46	Bright	36.000	150	44Zet Per	2.8900	28000.	72	19820	No
226	GOM_NL__2PRFIN20051214_173804_000000362043_00227_19820_7082.N1	14-DEC-2005 17:38:04	Bright	35.500	149	45Eps Per	2.8880	30000.	71	19820	No
227	GOM_NL__2PRFIN20051214_174015_000000352043_00227_19820_7083.N1	14-DEC-2005 17:40:15	Bright	34.500	175	39Del Per	3.0100	19400.	69	19820	No
228	GOM_NL__2PRFIN20051214_174159_000000352043_00227_19820_7084.N1	14-DEC-2005 17:41:59	Bright	34.500	160	23Gam Per	2.9300	4700.0	69	19820	No
229	GOM_NL__2PRFIN20051214_174507_000000352043_00227_19820_7085.N1	14-DEC-2005 17:45:07	Bright	35.000	110	37Del Cas	2.6780	8900.0	70	19820	No
230	GOM_NL__2PRFIN20051214_175157_000000362043_00227_19820_7086.N1	14-DEC-2005 17:51:57	Bright	35.500	49	1Alp UMi	1.9900	6300.0	71	19820	No
231	GOM_NL__2PRFIN20051214_175640_000000362043_00227_19820_7087.N1	14-DEC-2005 17:56:40	Bright	36.000	60	7Bet UMi	2.0810	3950.0	72	19820	No
232	GOM_NL__2PRFIN20051214_175953_000000332043_00227_19820_7088.N1	14-DEC-2005 17:59:53	Bright	32.500	119	14Eta Dra	2.7270	4700.0	65	19820	No
233	GOM_NL__2PRFIN20051214_181023_000000362043_00227_19820_7089.N1	14-DEC-2005 18:10:23	Bright	35.500	83		2.3780	11000.	71	19820	No
234	GOM_NL__2PRFIN20051214_182844_000000412043_00227_19820_7090.N1	14-DEC-2005 18:28:44	Twilight	41.000	54	5The Cen	2.0550	4500.0	82	19820	No
235	GOM_NL__2PRFIN20051214_183014_000000412043_00227_19820_7091.N1	14-DEC-2005 18:30:14	Dark	40.500	123	1ot Cen	2.7500	10200.	81	19820	No
236	GOM_NL__2PRFIN20051214_183145_000000382043_00227_19820_7092.N1	14-DEC-2005 18:31:45	Dark	38.000	95	Zet Cen	2.5450	26000.	76	19820	No
237	GOM_NL__2PRFIN20051214_183337_000000372043_00227_19820_7093.N1	14-DEC-2005 18:33:37	Dark	37.000	77	Eps Cen	2.3030	28000.	74	19820	No
238	GOM_NL__2PRFIN20051214_183451_000000402043_00227_19820_7094.N1	14-DEC-2005 18:34:51	Dark	39.500	10	Bet Cen	0.61000	28000.	79	19820	No
239	GOM_NL__2PRFIN20051214_183615_000000452043_00228_19821_9372.N1	14-DEC-2005 18:36:15	Dark	44.500	20	Bet Cru	1.2530	30000.	89	19821	No
240	GOM_NL__2PRFIN20051214_183818_000000362043_00228_19821_9373.N1	14-DEC-2005 18:38:18	Dark	36.000	112	Alp Mus	2.6880	26000.	72	19821	No
241	GOM_NL__2PRFIN20051214_184304_000000382043_00228_19821_9374.N1	14-DEC-2005 18:43:04	Dark	38.000	29	Bet Car	1.6720	10200.	76	19821	No
242	GOM_NL__2PRFIN20051214_184533_000000102043_00228_19821_9375.N1	14-DEC-2005 18:45:33	Dark	10.000	41	Eps Car	1.8600	4100.0	20	19821	No
243	GOM_NL__2PRFIN20051214_185029_000000512043_00228_19821_9376.N1	14-DEC-2005 18:50:29	Dark	51.000	2	Alp Car	-0.73600	7000.0	102	19821	No
244	GOM_NL__2PRFIN20051214_190337_000000402043_00228_19821_9377.N1	14-DEC-2005 19:03:37	Straylight	39.500	165	34Gam Eri	2.9500	3200.0	79	19821	No
245	GOM_NL__2PRFIN20051214_191412_000000362043_00228_19821_9378.N1	14-DEC-2005 19:14:12	Bright	36.000	146	25Eta Tau	2.8730	15200.	72	19821	No
246	GOM_NL__2PRFIN20051214_191622_000000362043_00228_19821_9379.N1	14-DEC-2005 19:16:22	Bright	36.000	150	44Zet Per	2.8900	28000.	72	19821	No
247	GOM_NL__2PRFIN20051214_191840_000000352043_00228_19821_9380.N1	14-DEC-2005 19:18:40	Bright	34.500	149	45Eps Per	2.8880	30000.	69	19821	No
248	GOM_NL__2PRFIN20051214_192051_000000342043_00228_19821_9381.N1	14-DEC-2005 19:20:51	Bright	33.500	175	39Del Per	3.0100	19400.	67	19821	No
249	GOM_NL__2PRFIN20051214_192235_000000362043_00228_19821_9382.N1	14-DEC-2005 19:22:35	Bright	35.500	160	23Gam Per	2.9300	4700.0	71	19821	No
250	GOM_NL__2PRFIN20051214_192543_000000362043_00228_19821_9383.N1	14-DEC-2005 19:25:43	Bright	36.000	110	37Del Cas	2.6780	8900.0	72	19821	No
251	GOM_NL__2PRFIN20051214_193233_000000362043_00228_19821_9384.N1	14-DEC-2005 19:32:33	Bright	35.500	49	1Alp UMi	1.9900	6300.0	71	19821	No
252	GOM_NL__2PRFIN20051214_193716_000000342043_00228_19821_9385.N1	14-DEC-2005 19:37:16	Bright	34.000	60	7Bet UMi	2.0810	3950.0	68	19821	No
253	GOM_NL__2PRFIN20051214_194029_000000362043_00228_19821_9386.N1	14-DEC-2005 19:40:29	Bright	36.000	119	14Eta Dra	2.7270	4700.0	72	19821	No
254	GOM_NL__2PRFIN20051214_195059_000000352043_00228_19821_9387.N1	14-DEC-2005 19:50:59	Bright	34.500	83		2.3780	11000.	69	19821	No
255	GOM_NL__2PRFIN20051214_200920_000000442043_00228_19821_9388.N1	14-DEC-2005 20:09:20	Twilight	43.500	54	5The Cen	2.0550	4500.0	87	19821	No
256	GOM_NL__2PRFIN20051214_201051_000000422043_00228_19821_9389.N1	14-DEC-2005 20:10:51	Dark	42.000	123	1ot Cen	2.7500	10200.	84	19821	No
257	GOM_NL__2PRFIN20051214_201222_000000362043_00228_19821_9390.N1	14-DEC-2005 20:12:22	Dark	36.000	95	Zet Cen	2.5450	26000.	72	19821	No
258	GOM_NL__2PRFIN20051214_201413_000000372043_00228_19821_9391.N1	14-DEC-2005 20:14:13	Dark	36.500	77	Eps Cen	2.3030	28000.	73	19821	No
259	GOM_NL__2PRFIN20051214_201528_000000452043_00228_19821_9392.N1	14-DEC-2005 20:15:28	Dark	45.000	10	Bet Cen	0.61000	28000.	90	19821	No
260	GOM_NL__2PRFIN20051214_201651_000000422043_00229_19822_9372.N1	14-DEC-2005 20:16:51	Dark	41.500	20	Bet Cru	1.2530	30000.	83	19822	No
261	GOM_NL__2PRFIN20051214_201855_000000372043_00229_19822_9373.N1	14-DEC-2005 20:18:55	Dark	37.000	112	Alp Mus	2.6880	26000.	74	19822	No
262	GOM_NL__2PRFIN20051214_202340_000000382043_00229_19822_9374.N1	14-DEC-2005 20:23:40	Dark	37.500	29	Bet Car	1.6720	10200.	75	19822	No
263	GOM_NL__2PRFIN20051214_202610_000000122043_00229_19822_9375.N1	14-DEC-2005 20:26:10	Dark	12.000	41	Eps Car	1.8600	4100.0	24	19822	No
264	GOM_NL__2PRFIN20051214_203105_000000552043_00229_19822_9376.N1	14-DEC-2005 20:31:05	Dark	55.000	2	Alp Car	-0.73600	7000.0	110	19822	No
265	GOM_NL__2PRFIN20051214_204413_000000442043_00229_19822_9377.N1	14-DEC-2005 20:44:13	Straylight	43.500	165	34Gam Eri	2.9500	3200.0	87	19822	No
266	GOM_NL__2PRFIN20051214_205448_000000352043_00229_19822_9378.N1	14-DEC-2005 20:54:48	Bright	35.000	146	25Eta Tau	2.8730	15200.	70	19822	No
267	GOM_NL__2PRFIN20051214_205658_000000352043_00229_19822_9379.N1	14-DEC-2005 20:56:58	Bright	35.000	150	44Zet Per	2.8900	28000.	70	19822	No
268	GOM_NL__2PRFIN20051214_205916_000000352043_00229_19822_9380.N1	14-DEC-2005 20:59:16	Bright	35.000	149	45Eps Per	2.8880	30000.	70	19822	No
269	GOM_NL__2PRFIN20051214_210127_000000342043_00229_19822_9381.N1	14-DEC-2005 21:01:27	Bright	34.000	175	39Del Per	3.0100	19400.	68	19822	No
270	GOM_NL__2PRFIN20051214_210311_000000352043_00229_19822_9382.N1	14-DEC-2005 21:03:11	Bright	35.000	160	23Gam Per	2.9300	4700.0	70	19822	No
271	GOM_NL__2PRFIN20051214_210619_000000362043_00229_19822_9383.N1	14-DEC-2005 21:06:19	Bright	35.500	110	37Del Cas	2.6780	8900.0	71	19822	No
272	GOM_NL__2PRFIN20051214_211309_000000342043_00229_19822_9384.N1	14-DEC-2005 21:13:09	Bright	34.000	49	1Alp UMi	1.9900	6300.0	68	19822	No
273	GOM_NL__2PRFIN20051214_211752_000000382043_00229_19822_9385.N1	14-DEC-2005 21:17:52	Bright	37.500	60	7Bet UMi	2.0810	3950.0	75	19822	No
274	GOM_NL__2PRFIN20051214_212105_000000362043_00229_19822_9386.N1	14-DEC-2005 21:21:05	Bright	35.500	119	14Eta Dra	2.7270	4700.0	71	19822	No
275	GOM_NL__2PRFIN20051214_213135_000000352043_00229_19822_9387.N1	14-DEC-2005 21:31:35	Bright	34.500	83		2.3780	11000.	69	19822	No
276	GOM_NL__2PRFIN20051214_214957_000000492043_00229_19822_9388.N1	14-DEC-2005 21:49:57	Twilight	49.000	54	5The Cen	2.0550	4500.0	98	19822	No
277	GOM_NL__2PRFIN20051214_215127_000000422043_00229_19822_9389.N1	14-DEC-2005 21:51:27	Dark	41.500	123	1ot Cen	2.7500	10200.	83	19822	No
278	GOM_NL__2PRFIN20051214_215258_000000382043_00229_19822_9390.N1	14-DEC-2005 21:52:58	Dark	37.500	95	Zet Cen	2.5450	26000.	75	19822	No

279	GOM_NL__2PRFIN20051214_215449_000000412043_00229_19822_9391.N1	14-DEC-2005 21:54:49	Dark	40.500	77	Eps Cen	2.3030	28000.	81	19822	No
280	GOM_NL__2PRFIN20051214_215604_000000482043_00229_19822_9392.N1	14-DEC-2005 21:56:04	Dark	47.500	10	Bet Cen	0.61000	28000.	95	19822	No
281	GOM_NL__2PRFIN20051214_215728_000000382043_00230_19823_9372.N1	14-DEC-2005 21:57:28	Dark	38.000	20	Bet Cru	1.2530	30000.	76	19823	No
282	GOM_NL__2PRFIN20051214_215931_000000372043_00230_19823_9373.N1	14-DEC-2005 21:59:31	Dark	36.500	112	Alp Mus	2.6880	26000.	73	19823	No
283	GOM_NL__2PRFIN20051214_220416_000000392043_00230_19823_9374.N1	14-DEC-2005 22:04:16	Dark	38.500	29	Bet Car	1.6720	10200.	77	19823	No
284	GOM_NL__2PRFIN20051214_220646_000000122043_00230_19823_9375.N1	14-DEC-2005 22:06:46	Dark	12.000	41	Eps Car	1.8600	4100.0	24	19823	No
285	GOM_NL__2PRFIN20051214_221142_000000552043_00230_19823_9376.N1	14-DEC-2005 22:11:42	Dark	55.000	2	Alp Car	-0.73600	7000.0	110	19823	No
286	GOM_NL__2PRFIN20051214_222449_000000442043_00230_19823_9377.N1	14-DEC-2005 22:24:49	Straylight	43.500	165	34Gam Eri	2.9500	3200.0	87	19823	No
287	GOM_NL__2PRFIN20051214_223524_000000352043_00230_19823_9378.N1	14-DEC-2005 22:35:24	Bright	34.500	146	25Eta Tau	2.8730	15200.	69	19823	No
288	GOM_NL__2PRFIN20051214_223734_000000362043_00230_19823_9379.N1	14-DEC-2005 22:37:34	Bright	36.000	150	44Zet Per	2.8900	28000.	72	19823	No
289	GOM_NL__2PRFIN20051214_223952_000000342043_00230_19823_9380.N1	14-DEC-2005 22:39:52	Bright	34.000	149	45Eps Per	2.8880	30000.	68	19823	No
290	GOM_NL__2PRFIN20051214_224203_000000342043_00230_19823_9381.N1	14-DEC-2005 22:42:03	Bright	34.000	175	39Del Per	3.0100	19400.	68	19823	No
291	GOM_NL__2PRFIN20051214_224347_000000362043_00230_19823_9382.N1	14-DEC-2005 22:43:47	Bright	35.500	160	23Gam Per	2.9300	4700.0	71	19823	No
292	GOM_NL__2PRFIN20051214_224656_000000362043_00230_19823_9383.N1	14-DEC-2005 22:46:56	Bright	36.000	110	37Del Cas	2.6780	8900.0	72	19823	No
293	GOM_NL__2PRFIN20051214_225345_000000372043_00230_19823_9384.N1	14-DEC-2005 22:53:45	Bright	36.500	49	1Alp UMi	1.9900	6300.0	73	19823	No
294	GOM_NL__2PRFIN20051214_225828_000000382043_00230_19823_9385.N1	14-DEC-2005 22:58:28	Bright	38.000	60	7Bet UMi	2.0810	3950.0	76	19823	No
295	GOM_NL__2PRFIN20051214_230141_000000362043_00230_19823_9386.N1	14-DEC-2005 23:01:41	Bright	35.500	119	14Eta Dra	2.7270	4700.0	71	19823	No
296	GOM_NL__2PRFIN20051214_231211_000000462043_00230_19823_9387.N1	14-DEC-2005 23:12:11	Bright	46.000	83		2.3780	11000.	92	19823	No
297	GOM_NL__2PRFIN20051214_233033_000000422043_00230_19823_9388.N1	14-DEC-2005 23:30:33	Twilight	41.500	54	5The Cen	2.0550	4500.0	83	19823	No
298	GOM_NL__2PRFIN20051214_233334_000000392043_00230_19823_9389.N1	14-DEC-2005 23:33:34	Dark	38.500	95	Zet Cen	2.5450	26000.	77	19823	No
299	GOM_NL__2PRFIN20051214_233525_000000382043_00230_19823_9390.N1	14-DEC-2005 23:35:25	Dark	38.000	77	Eps Cen	2.3030	28000.	76	19823	No
300	GOM_NL__2PRFIN20051214_233640_000000412043_00230_19823_9391.N1	14-DEC-2005 23:36:40	Dark	41.000	10	Bet Cen	0.61000	28000.	82	19823	No
301	GOM_NL__2PRFIN20051214_233804_000000402043_00231_19824_9372.N1	14-DEC-2005 23:38:04	Dark	39.500	20	Bet Cru	1.2530	30000.	79	19824	No
302	GOM_NL__2PRFIN20051214_234007_000000372043_00231_19824_9373.N1	14-DEC-2005 23:40:07	Dark	37.000	112	Alp Mus	2.6880	26000.	74	19824	No
303	GOM_NL__2PRFIN20051214_234453_000000472043_00231_19824_9374.N1	14-DEC-2005 23:44:53	Dark	46.500	29	Bet Car	1.6720	10200.	93	19824	No
304	GOM_NL__2PRFIN20051214_234723_000000142043_00231_19824_9375.N1	14-DEC-2005 23:47:23	Dark	14.000	41	Eps Car	1.8600	4100.0	28	19824	No
305	GOM_NL__2PRFIN20051214_235218_000000552043_00231_19824_9376.N1	14-DEC-2005 23:52:18	Dark	55.000	2	Alp Car	-0.73600	7000.0	110	19824	No

### 3. Quality information per product

In this section it is plotted some information contained in the Quality Summary data set of the level 2 products. Only products in dark limb conditions and without errors (error flag in the MPH set to "0") are used.

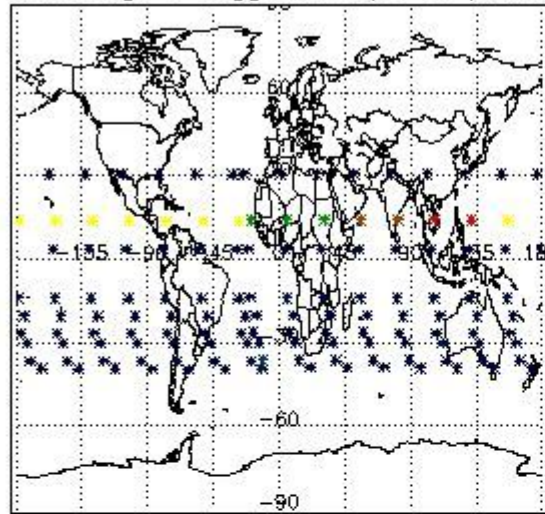
#### 3.1 Plot quality information per product (time dependant)



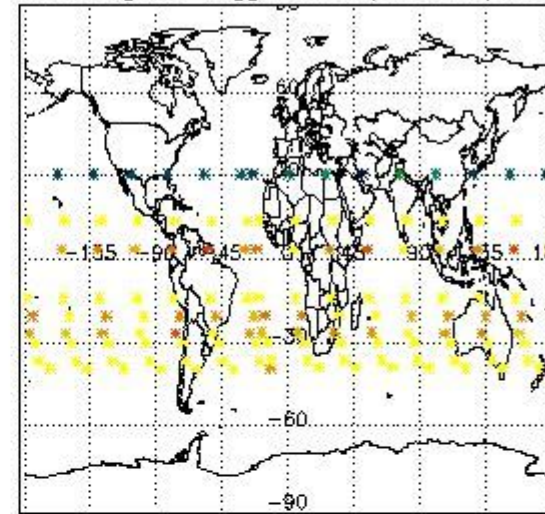
3.2 Plot quality information per product (world map)




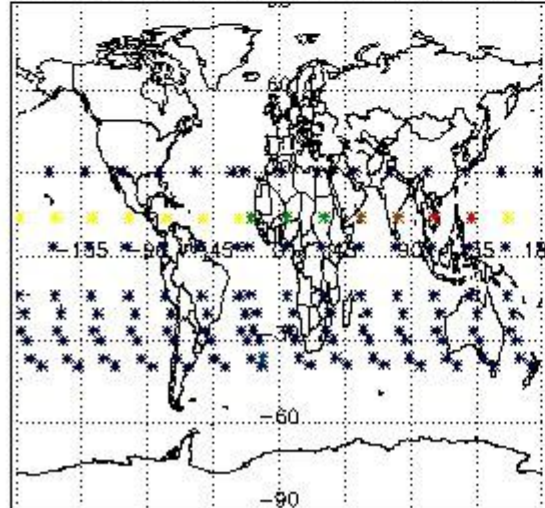
Percentage of flagged data per O3 profile



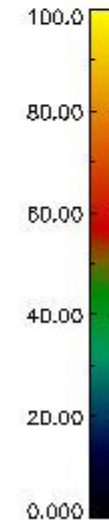
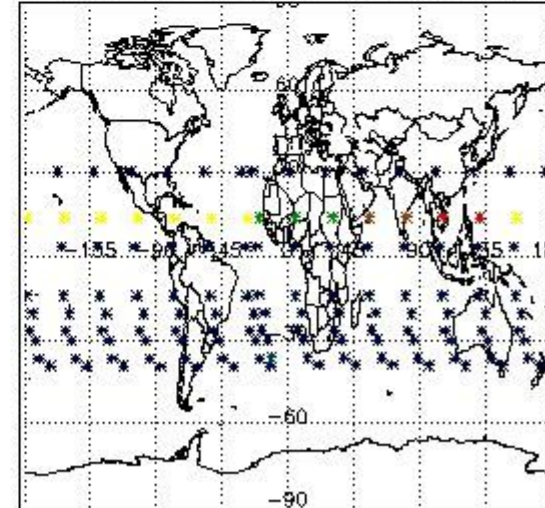
Percentage of flagged data per H2O profile



Percentage of flagged data per NO2 profile



Percentage of flagged data per NO3 profile

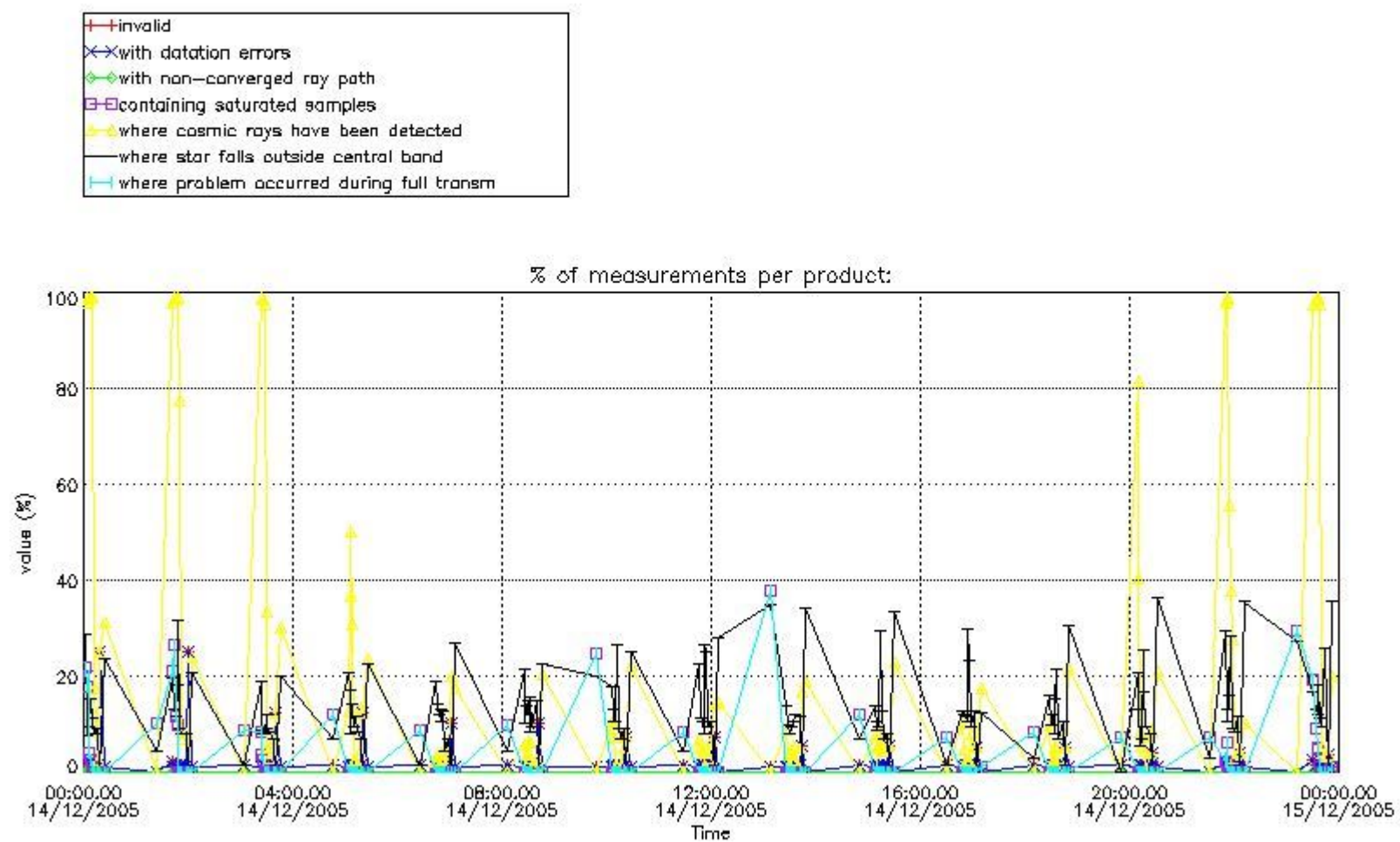


#### 4. Level 1 quality information per product

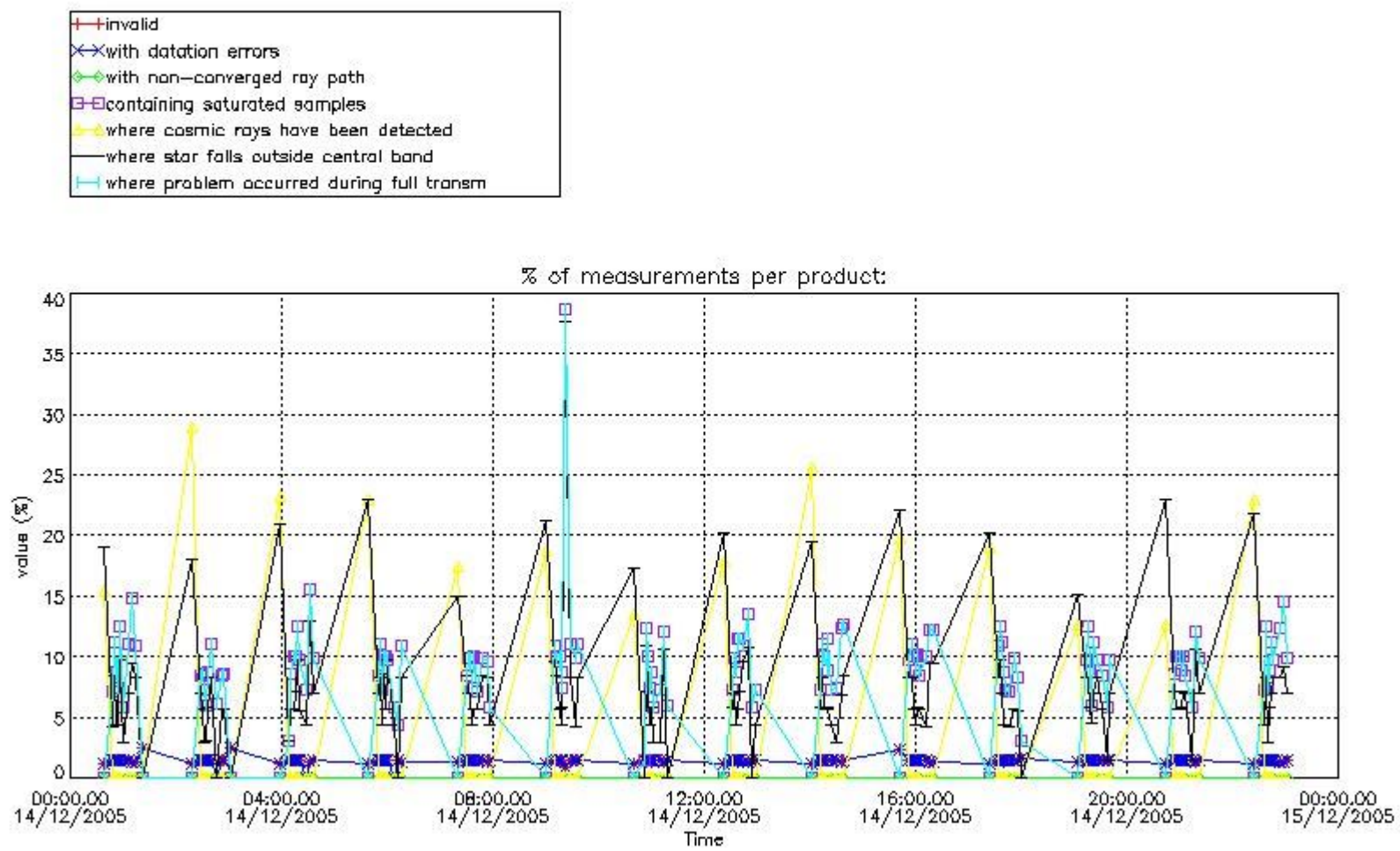
In this section it is plotted some information contained in the Quality Summary data set of the level 2 products that comes from the level 1b processing. Products without errors (error flag in the MPH set to "0") are used.

##### 4.1 Plot quality information per product (time dependant) coming from level 1b processing

##### 4.1.1 Plot level 1 quality information per product (time dependant): ENVISAT ASCENDING passes



4.1.2 Plot level 1 quality information per product (time dependant): ENVI SAT DESCENDING passes

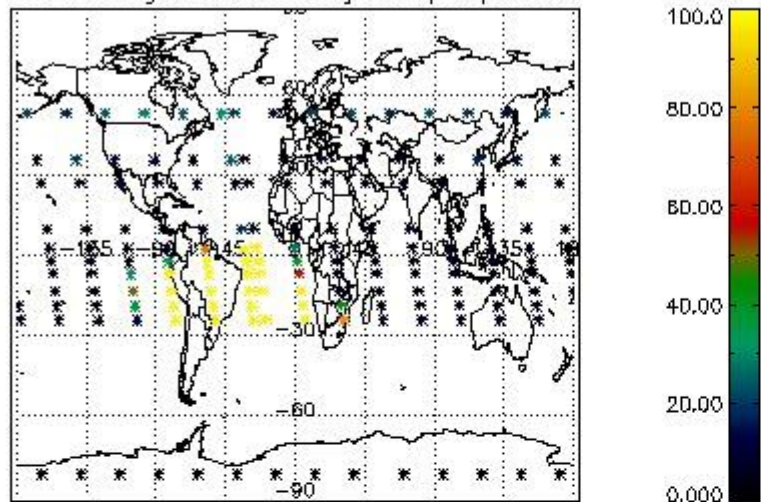


*4.2 Plot quality information per product coming from level 1b processing (world map)*

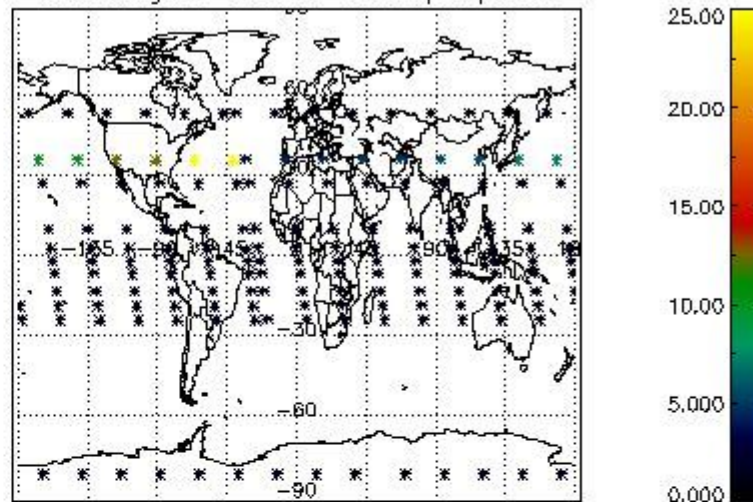
*4.2.1 Plot level 1 quality information per product (world map): ENVISAT ASCENDING passes*



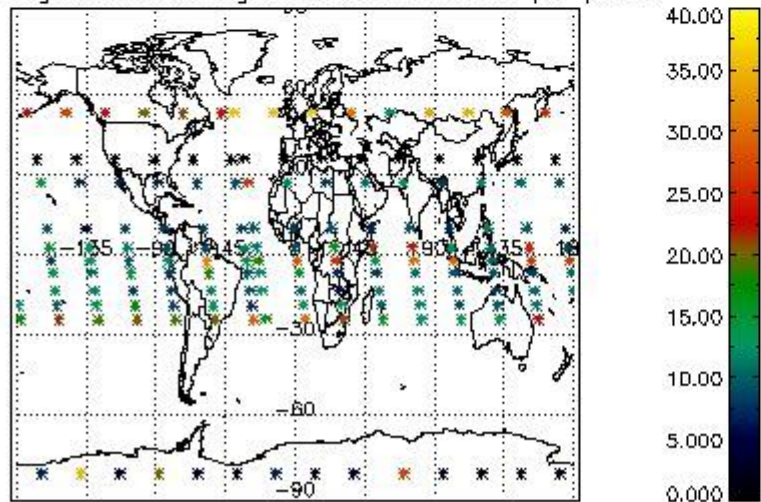
Percentage of cosmic ray hits per profile



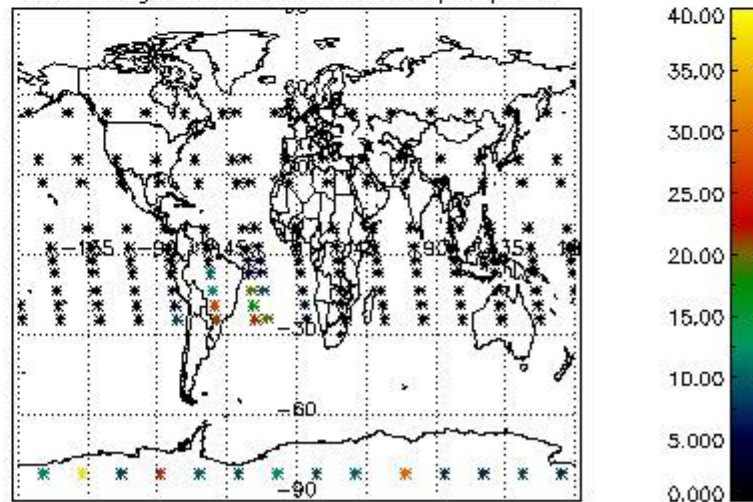
Percentage of datation errors per profile



Percentage of star falling outside central band per profile

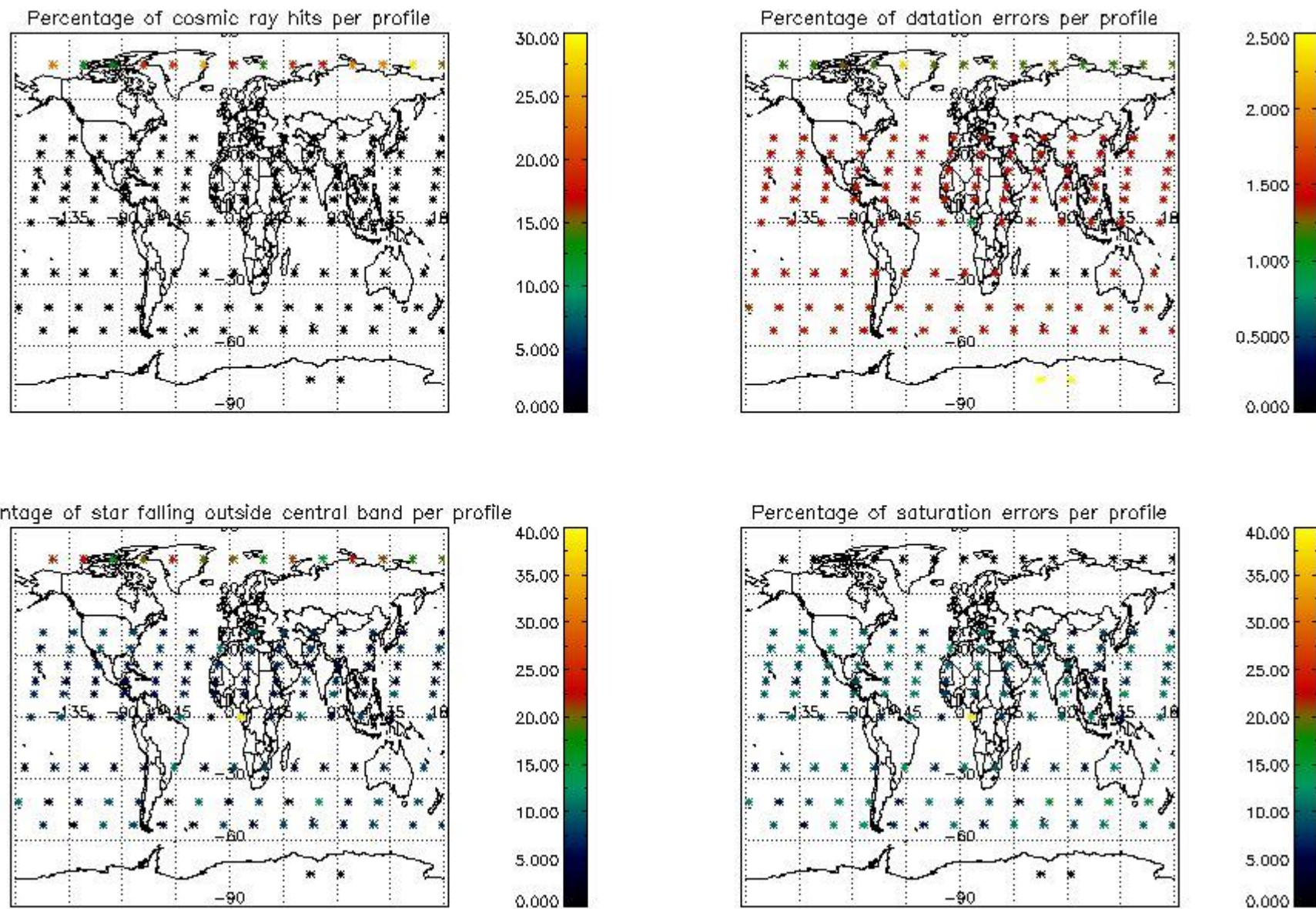


Percentage of saturation errors per profile



4.2.2 Plot level 1 quality information per product (world map): ENVISAT DESCENDING passes





## 5. Trace gas profiles

### 5.1 Ozone statistics based on quality of products

The final quality of the products can be "measured" using the STD (Standard Deviation) attached to every point profile. This information is written to the parameter GOM\_NL\_\_2P/NL\_LOCAL\_SPECIES\_DENSITY/o3\_std of the level 2 products. The table below shows the statistics for given STD ranges.

The statistics are given with respect to the overall valid production:

- Products without fatal errors: GOM\_NL\_\_2P/MPH/PRODUCT\_ERR=0
- Valid point profile: GOM\_NL\_\_2P/NL\_LOCAL\_SPECIES\_DENSITY/pcd(0)=0

The 'Criteria' is applied to valid points of dark limb products:

- Products in dark limb illumination condition: GOM\_NL\_\_2P/NL\_SUMMARY\_QUALITY/obs\_ill\_cond=0
- Products without fatal errors: GOM\_NL\_\_2P/MPH/PRODUCT\_ERR=0
- Valid point profile: GOM\_NL\_\_2P/NL\_LOCAL\_SPECIES\_DENSITY/pcd(0)=0

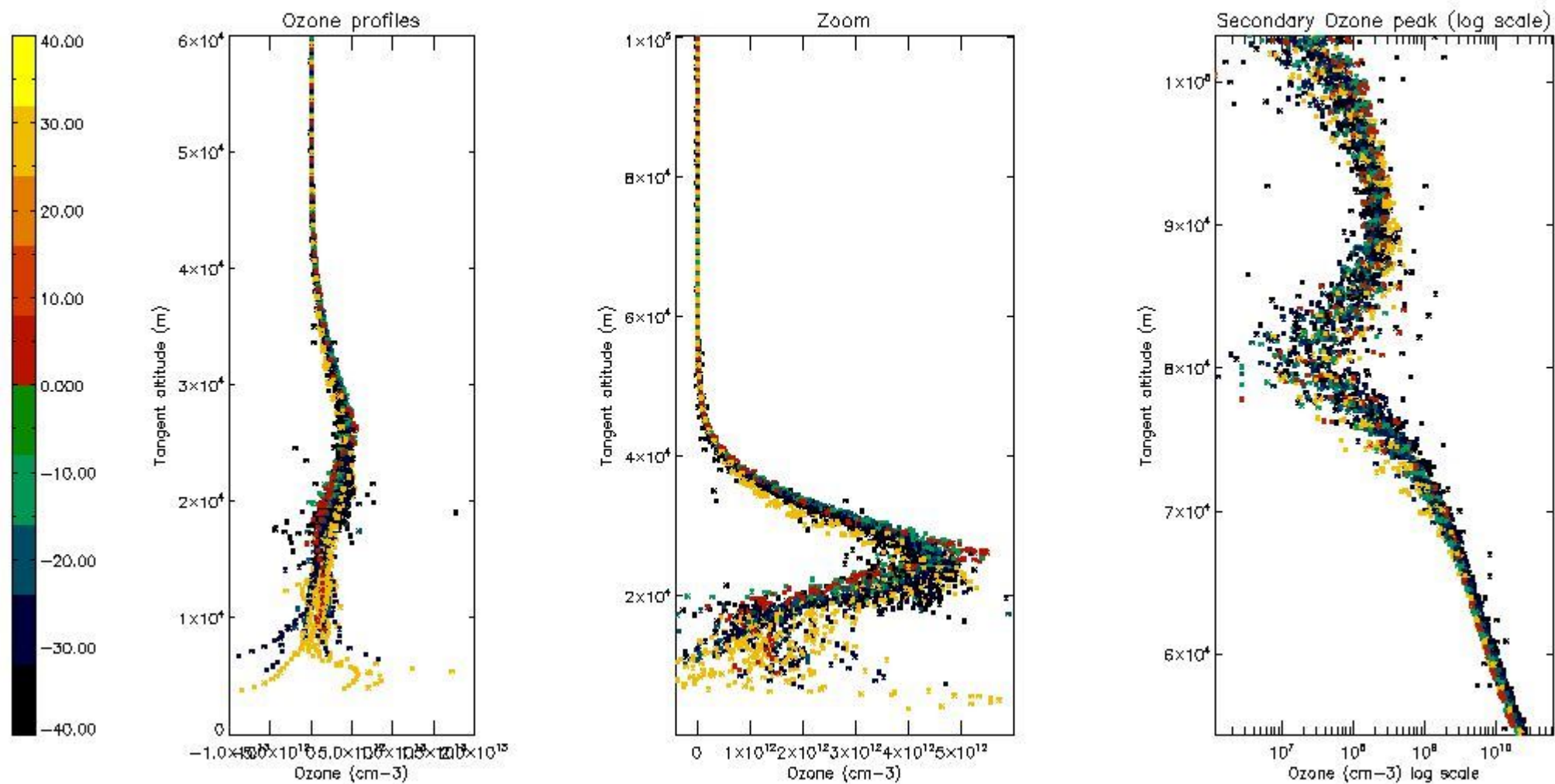
So, the table below shows the percentage of dark limb and valid observations for each criteria with respect to the overall valid daily observations.

Criteria	% of total production
All STD	45
STD < 20	30

STD < 10	25
STD < 5	18

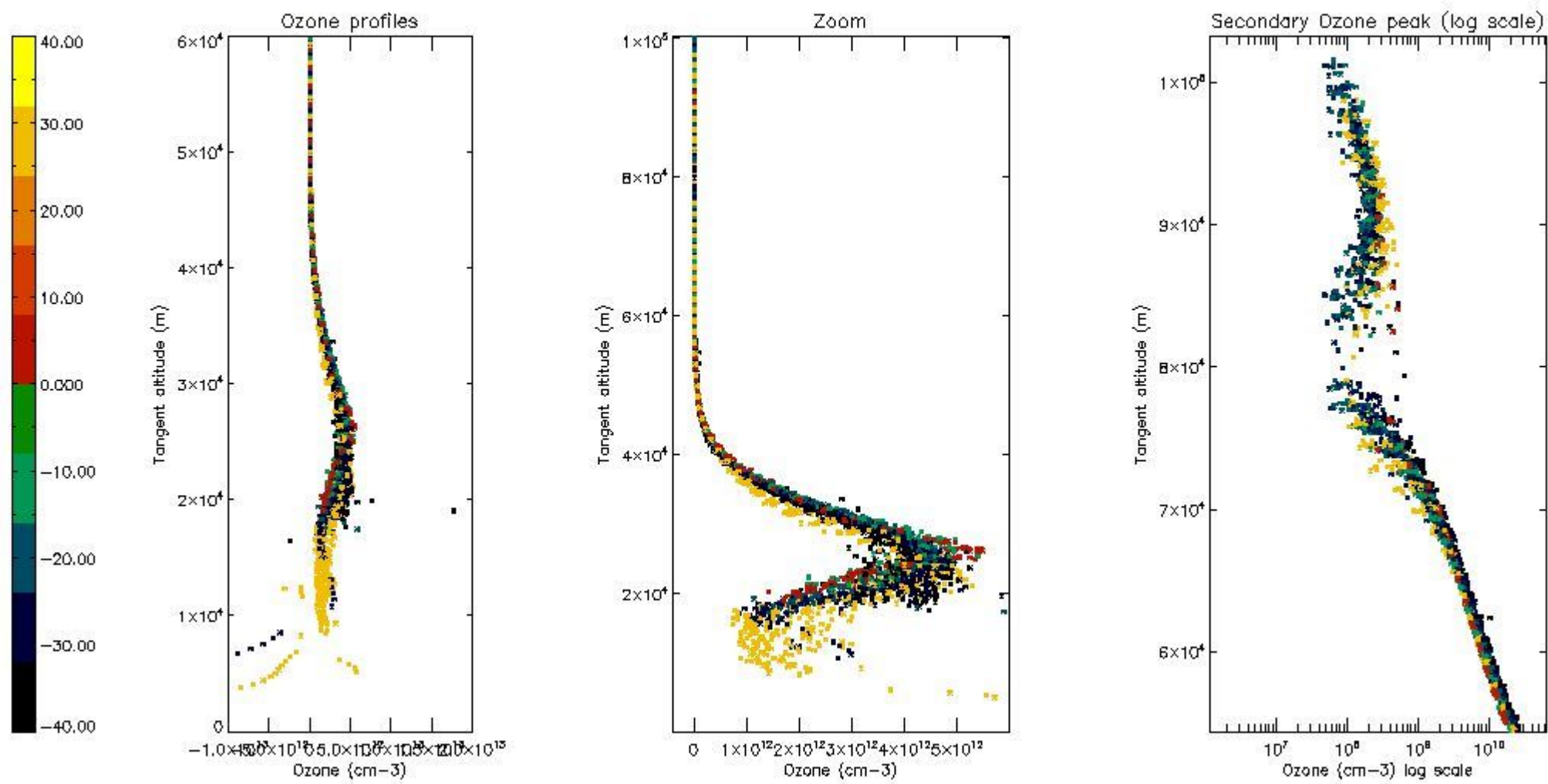
5.2 Plot ozone profiles for all STD (dark without errors)

The colorbar represents the latitude.



5.3 Plot ozone profiles where STD < 20% (dark without errors)

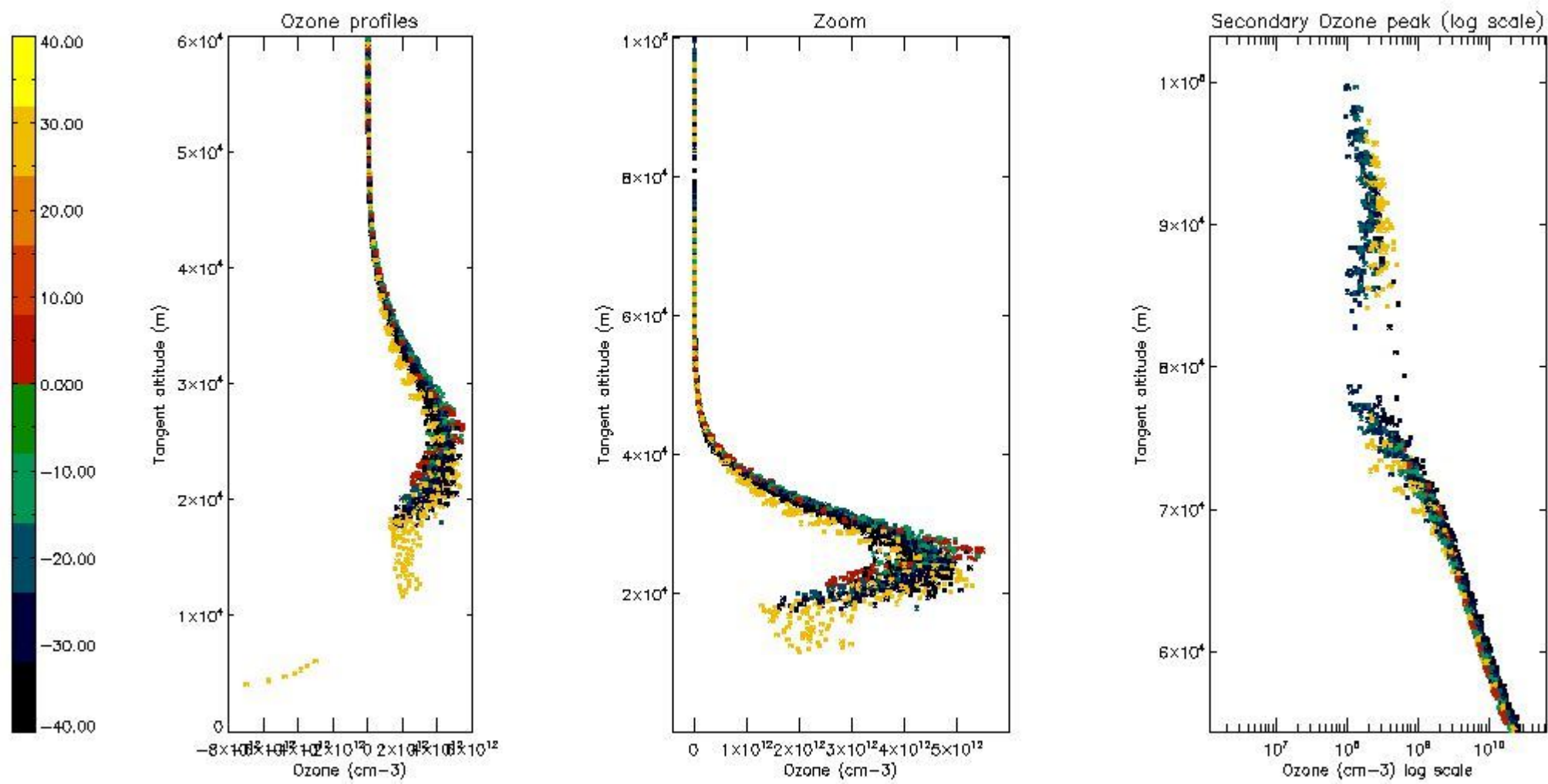
The colorbar represents the latitude.



*5.4 Plot ozone profiles where STD < 10% (dark without errors)*

The colorbar represents the latitude.

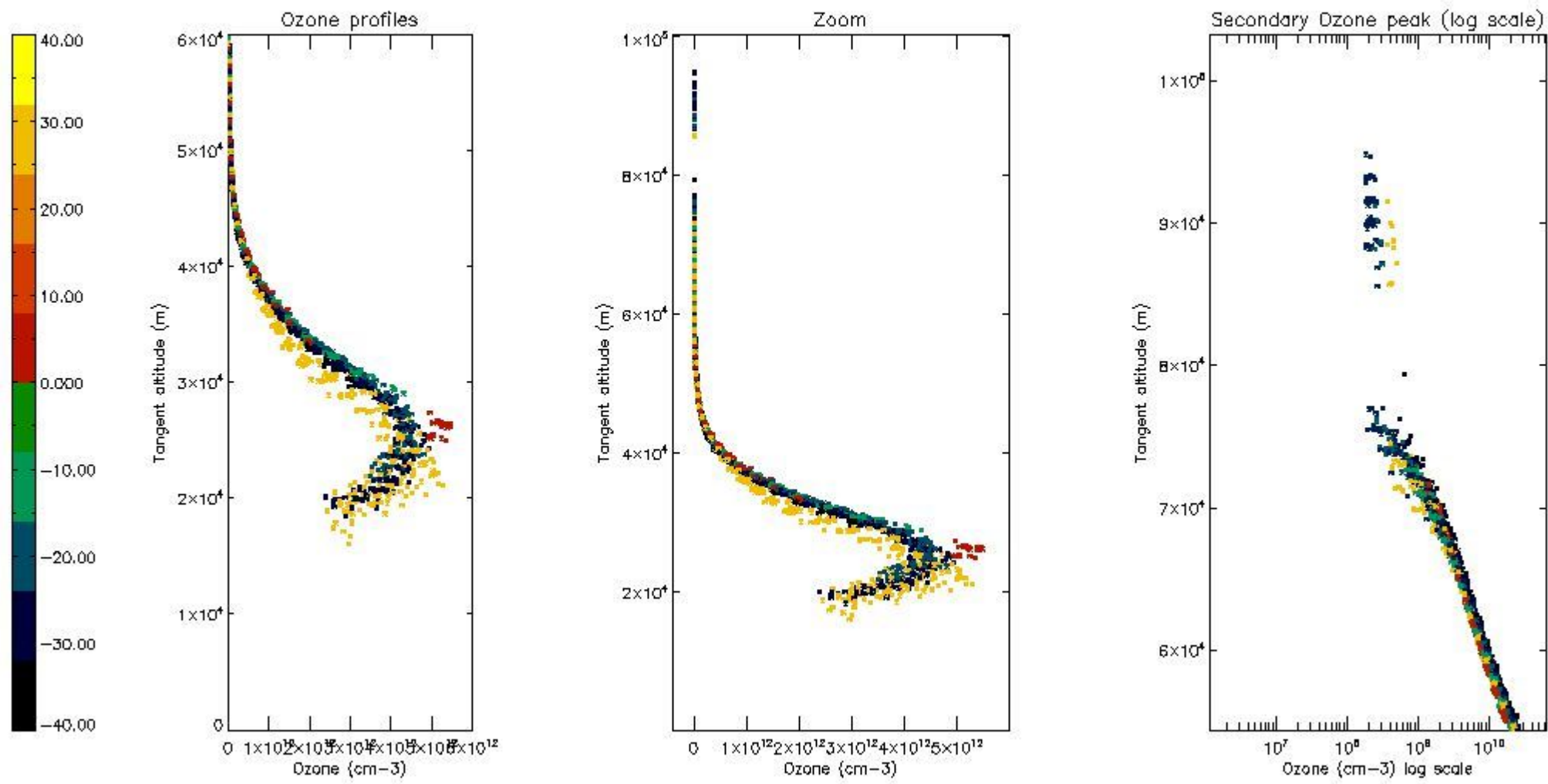




*5.5 Plot ozone profiles where STD < 5% (dark without errors)*

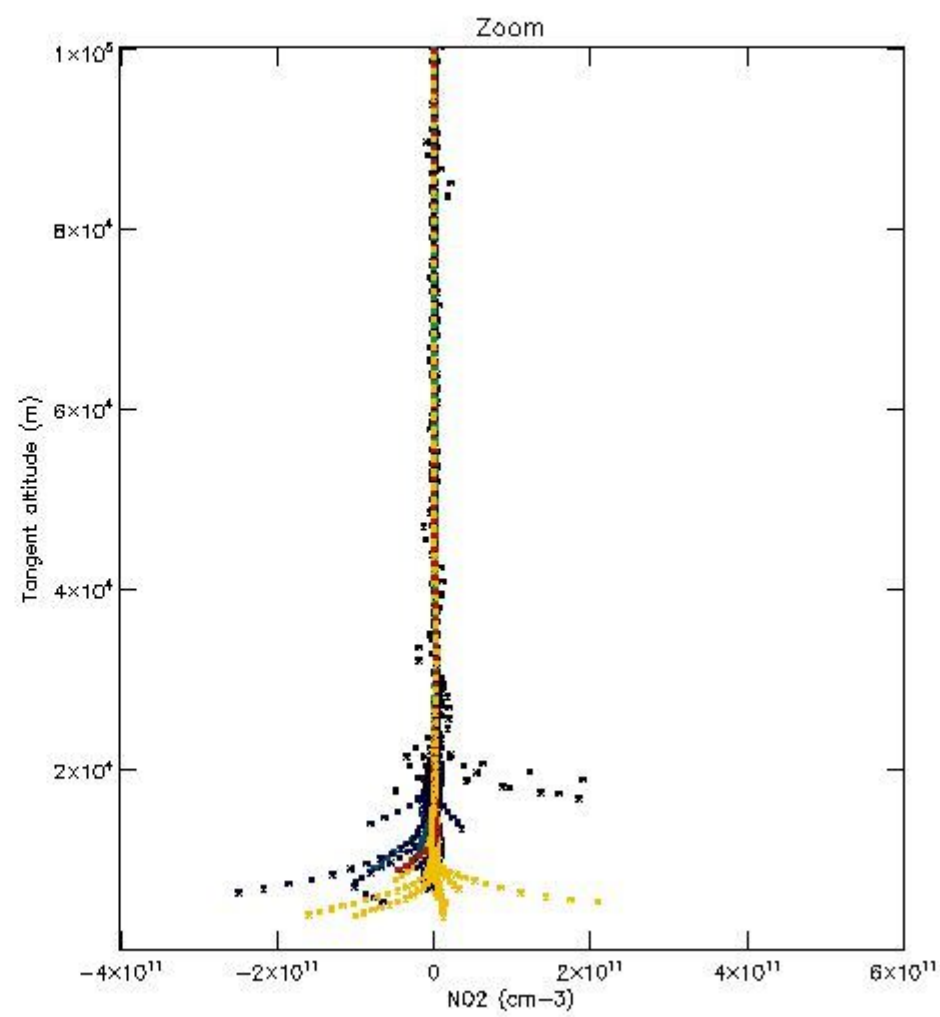
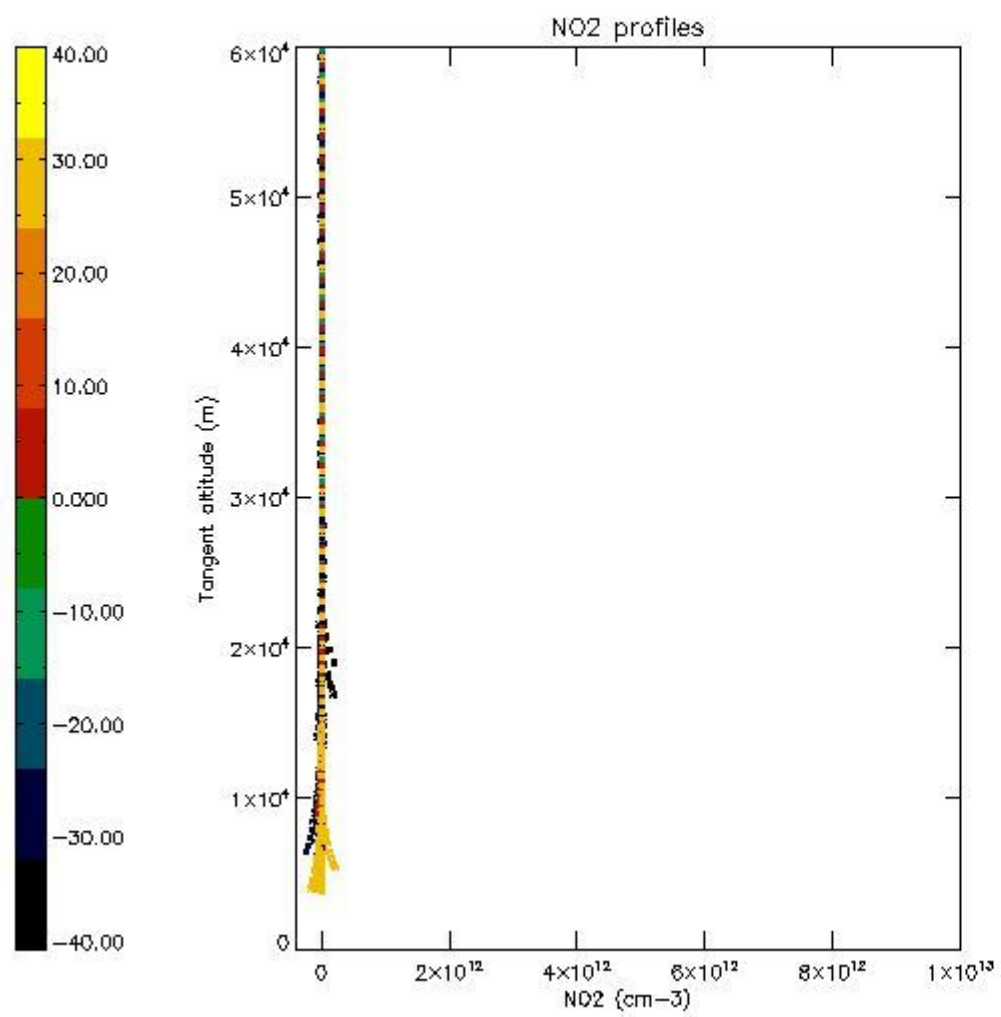
The colorbar represents the latitude.





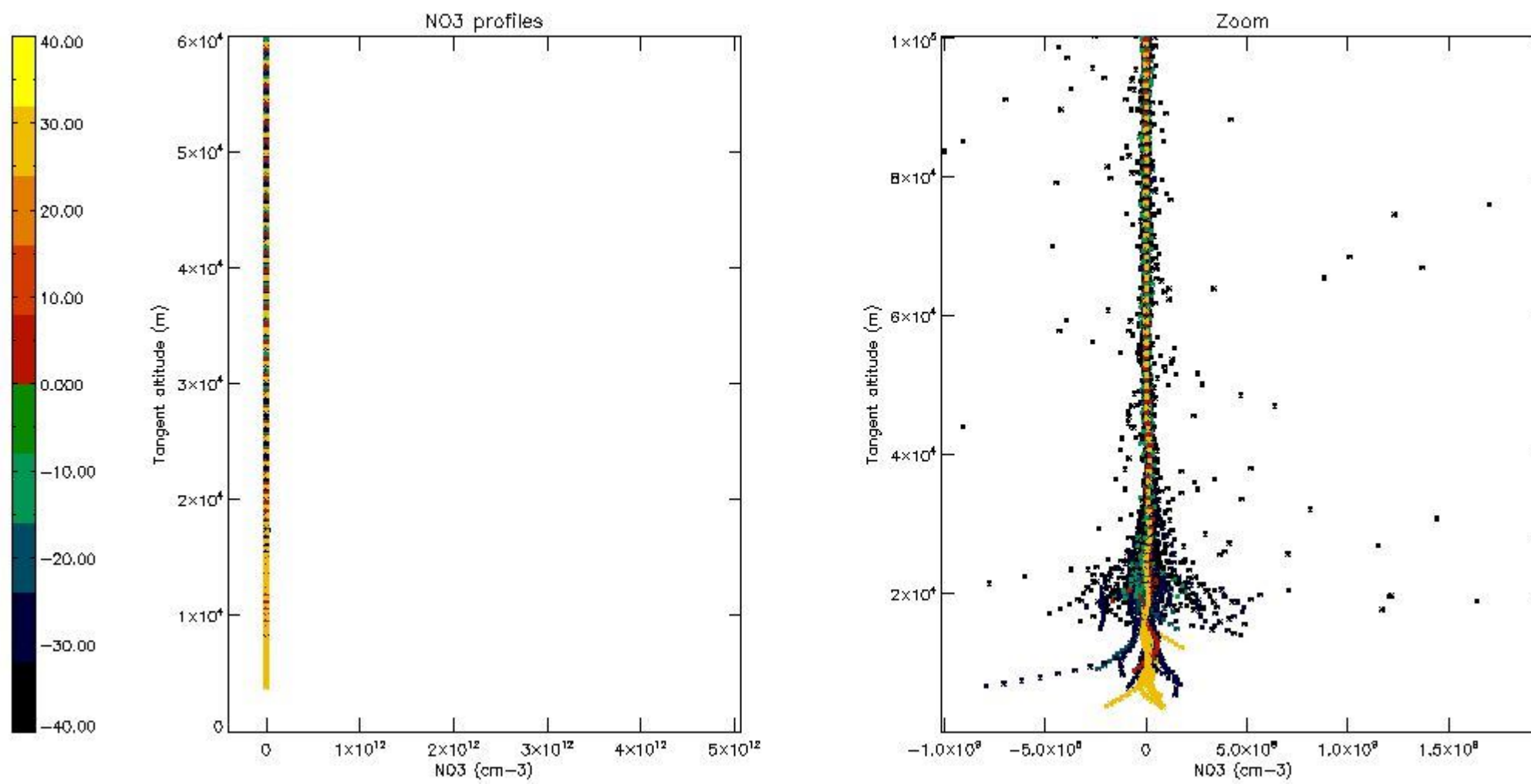
*5.6 Plot NO<sub>2</sub> profiles for all STD (dark without errors)*

The colorbar represents the latitude.



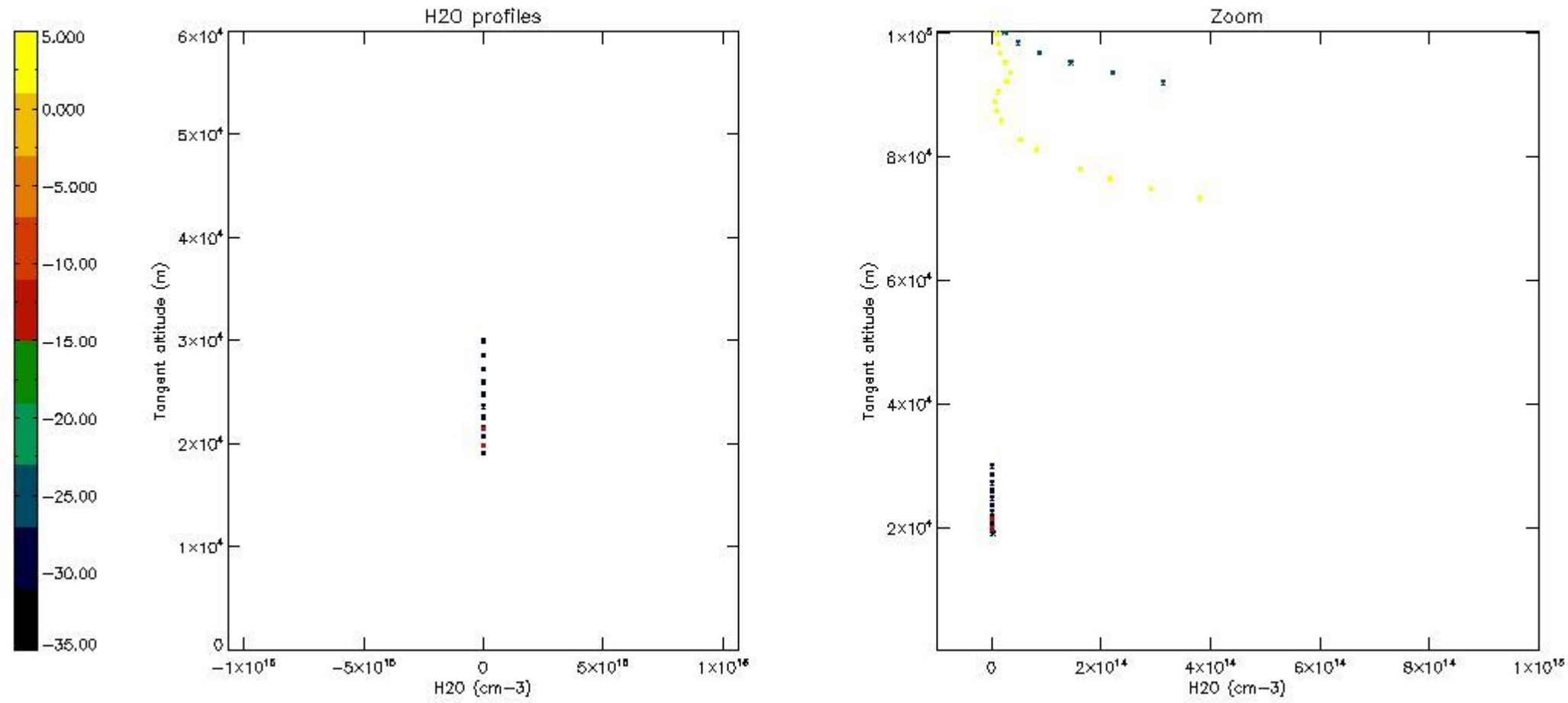
*5.7 Plot NO3 profiles for all STD (dark without errors)*

The colorbar represents the latitude.



5.8 Plot H2O profiles for all STD (only for occultations of stars 1,2,3,4,13,14,16,26,63 dark without errors)

The colorbar represents the latitude.



## 6. Auxiliary Data Files used for the production reported in section 2

The number reported in the third column indicates since which file (see list in section 2) the corresponding auxiliary file has been used. The fourth column is the date of those product files.

Type	Auxiliary Filename	Used since product	Used since product date
INST_PHYS_CHARACTERISTICS	GOM_INS_AXVIEC20091111_143220_20030716_120000_20500101_000000	1	14-DEC-2005 00:02:04
LEVEL-2_PROC_CONFIG	GOM_PR2_AXVIEC20091111_152718_20020301_000000_20500101_000000	1	14-DEC-2005 00:02:04
CROSS_SECTIONS_FILE	GOM_CRS_AXVIEC20091111_154832_20020301_000000_20500101_000000	1	14-DEC-2005 00:02:04



# GOMOS Level 2 Daily Report

## SUMMARY

### [1. General Info](#)

### [2. Summary of processed GOM\\_NL\\_2P products](#)

### [3. Level 2 Quality information per product](#)

#### [3.1 Plot of level 2 quality information per product \(time dependant\)](#)

#### [3.2 Plot of level 2 quality information per product \(world map\)](#)

### [4. Level 1 Quality information per product \(stored on level 2 products\)](#)

#### [4.1 Plot of level 1 quality information per product \(time dependant\)](#)

##### [4.1.1 Plot of level 1 quality information per product \(time dependant\): ASCENDING](#)

##### [4.1.2 Plot of level 1 quality information per product \(time dependant\): DESCENDING](#)

#### [4.2 Plot of level 1 quality information per product \(world map\)](#)

##### [4.2.1 Plot of level 1 quality information per product \(world map\): ASCENDING](#)

##### [4.2.2 Plot of level 1 quality information per product \(world map\): DESCENDING](#)

### [5. Ozone profiles based on quality statistics and other trace gas profiles](#)

#### [5.1 Ozone statistics based on quality of products](#)

#### [5.2 Plot ozone profiles for all STD \(dark without errors\)](#)

#### [5.3 Plot ozone profiles where STD < 20% \(dark without errors\)](#)

#### [5.4. Plot ozone profiles where STD < 10% \(dark without errors\)](#)

#### [5.5. Plot ozone profiles where STD < 5% \(dark without errors\)](#)

#### [5.6 Plot NO2 profiles for all STD \(dark without errors\)](#)

#### [5.7 Plot NO3 profiles for all STD \(dark without errors\)](#)

#### [5.8 Plot H2O profiles \(only for occultations of stars 1,2,3,4,13,14,16,26,63 dark without errors\) for all STD](#)

### [6. Auxiliary Data Files used for the production reported in section 2](#)

This report presents the daily analysis on parameters extracted from GOMOS level 2 data (GOM\_NL\_\_2P). It is intended to monitor some important parameters that will impact the quality of these products. A list of level 2 products (and content) that have arrived during the reporting day to the PCF is also given.

Item	Value
Time of report generation	18APR2013 13:11:19
Data source version	GOMOS/6.01
Start time of products	14-12-2005 (14DEC2005 00:00:00)
Stop time of products	15-12-2005 (15DEC2005 00:00:00)
Store outputs in DB	Yes
Nb of level 2 prods	305
Nb of prods with errors	0

## 2. Summary of processed GOM\_NL\_\_2P products.

Nr	Filename	UTC Start time	Limb	Duration	Star Id	Star Name	Star Mag	Star Temp	Nb Meas	Orbit	Prod. error
1	GOM_NL__2PRFIN20051214_000204_000000492043_00216_19809_9347.N1	14-DEC-2005 00:02:04	Twilight	48.500	54	5The Cen	2.0550	4500.0	97	19809	No
2	GOM_NL__2PRFIN20051214_000332_000000402043_00216_19809_9348.N1	14-DEC-2005 00:03:32	Dark	39.500	123	1ot Cen	2.7500	10200.	79	19809	No
3	GOM_NL__2PRFIN20051214_000506_000000382043_00216_19809_9349.N1	14-DEC-2005 00:05:06	Dark	37.500	95	Zet Cen	2.5450	26000.	75	19809	No
4	GOM_NL__2PRFIN20051214_000657_000000382043_00216_19809_9350.N1	14-DEC-2005 00:06:57	Dark	37.500	77	Eps Cen	2.3030	28000.	75	19809	No
5	GOM_NL__2PRFIN20051214_000813_000000402043_00216_19809_9351.N1	14-DEC-2005 00:08:13	Dark	39.500	10	Bet Cen	0.61000	28000.	79	19809	No
6	GOM_NL__2PRFIN20051214_000935_000000402043_00217_19810_9352.N1	14-DEC-2005 00:09:35	Dark	39.500	20	Bet Cru	1.2530	30000.	79	19810	No
7	GOM_NL__2PRFIN20051214_001140_000000372043_00217_19810_9353.N1	14-DEC-2005 00:11:40	Dark	37.000	112	Alp Mus	2.6880	26000.	74	19810	No
8	GOM_NL__2PRFIN20051214_001624_000000382043_00217_19810_9354.N1	14-DEC-2005 00:16:24	Dark	38.000	29	Bet Car	1.6720	10200.	76	19810	No
9	GOM_NL__2PRFIN20051214_001852_00000022043_00217_19810_9355.N1	14-DEC-2005 00:18:52	Dark	2.0000	41	Eps Car	1.8600	4100.0	4	19810	No
10	GOM_NL__2PRFIN20051214_002349_000000472043_00217_19810_9356.N1	14-DEC-2005 00:23:49	Dark	46.500	2	Alp Car	-0.73600	7000.0	93	19810	No
11	GOM_NL__2PRFIN20051214_003700_000000422043_00217_19810_9357.N1	14-DEC-2005 00:37:00	Straylight	42.000	165	34Gam Eri	2.9500	3200.0	84	19810	No
12	GOM_NL__2PRFIN20051214_004736_000000352043_00217_19810_9358.N1	14-DEC-2005 00:47:36	Bright	35.000	146	25Eta Tau	2.8730	15200.	70	19810	No
13	GOM_NL__2PRFIN20051214_004947_000000362043_00217_19810_9359.N1	14-DEC-2005 00:49:47	Bright	35.500	150	44Zet Per	2.8900	28000.	71	19810	No
14	GOM_NL__2PRFIN20051214_005205_000000352043_00217_19810_9360.N1	14-DEC-2005 00:52:05	Bright	34.500	149	45Eps Per	2.8880	30000.	69	19810	No
15	GOM_NL__2PRFIN20051214_005416_000000342043_00217_19810_9361.N1	14-DEC-2005 00:54:16	Bright	34.000	175	39Del Per	3.0100	19400.	68	19810	No
16	GOM_NL__2PRFIN20051214_005559_000000362043_00217_19810_9362.N1	14-DEC-2005 00:55:59	Bright	36.000	160	23Gam Per	2.9300	4700.0	72	19810	No
17	GOM_NL__2PRFIN20051214_005904_000000352043_00217_19810_9363.N1	14-DEC-2005 00:59:04	Bright	34.500	110	37Del Cas	2.6780	8900.0	69	19810	No
18	GOM_NL__2PRFIN20051214_010558_000000362043_00217_19810_9364.N1	14-DEC-2005 01:05:58	Bright	36.000	49	1Alp UMi	1.9900	6300.0	72	19810	No
19	GOM_NL__2PRFIN20051214_011041_000000372043_00217_19810_9365.N1	14-DEC-2005 01:10:41	Bright	37.000	60	7Bet UMi	2.0810	3950.0	74	19810	No
20	GOM_NL__2PRFIN20051214_011352_000000372043_00217_19810_9366.N1	14-DEC-2005 01:13:52	Bright	36.500	119	14Eta Dra	2.7270	4700.0	73	19810	No
21	GOM_NL__2PRFIN20051214_012112_000000202043_00217_19810_9367.N1	14-DEC-2005 01:21:12	Tw_and_stray	20.000	180	27Gam Boo	3.0400	8000.0	40	19810	No
22	GOM_NL__2PRFIN20051214_012422_000000352043_00217_19810_9368.N1	14-DEC-2005 01:24:22	Bright	35.000	83		2.3780	11000.	70	19810	No
23	GOM_NL__2PRFIN20051214_014241_000000432043_00217_19810_9369.N1	14-DEC-2005 01:42:41	Twilight	43.000	54	5The Cen	2.0550	4500.0	86	19810	No
24	GOM_NL__2PRFIN20051214_014409_000000422043_00217_19810_9370.N1	14-DEC-2005 01:44:09	Dark	41.500	123	1ot Cen	2.7500	10200.	83	19810	No
25	GOM_NL__2PRFIN20051214_014542_000000392043_00217_19810_9371.N1	14-DEC-2005 01:45:42	Dark	38.500	95	Zet Cen	2.5450	26000.	77	19810	No
26	GOM_NL__2PRFIN20051214_014734_000000412043_00217_19810_9372.N1	14-DEC-2005 01:47:34	Dark	41.000	77	Eps Cen	2.3030	28000.	82	19810	No
27	GOM_NL__2PRFIN20051214_014850_000000492043_00217_19810_9373.N1	14-DEC-2005 01:48:50	Dark	49.000	10	Bet Cen	0.61000	28000.	98	19810	No
28	GOM_NL__2PRFIN20051214_015011_000000382043_00218_19811_9352.N1	14-DEC-2005 01:50:11	Dark	38.000	20	Bet Cru	1.2530	30000.	76	19811	No
29	GOM_NL__2PRFIN20051214_015216_000000372043_00218_19811_9353.N1	14-DEC-2005 01:52:16	Dark	37.000	112	Alp Mus	2.6880	26000.	74	19811	No
30	GOM_NL__2PRFIN20051214_015700_000000382043_00218_19811_9354.N1	14-DEC-2005 01:57:00	Dark	37.500	29	Bet Car	1.6720	10200.	75	19811	No
31	GOM_NL__2PRFIN20051214_015928_00000022043_00218_19811_9355.N1	14-DEC-2005 01:59:28	Dark	2.0000	41	Eps Car	1.8600	4100.0	4	19811	No
32	GOM_NL__2PRFIN20051214_020426_000000462043_00218_19811_9356.N1	14-DEC-2005 02:04:26	Dark	45.500	2	Alp Car	-0.73600	7000.0	91	19811	No
33	GOM_NL__2PRFIN20051214_021736_000000422043_00218_19811_9357.N1	14-DEC-2005 02:17:36	Straylight	41.500	165	34Gam Eri	2.9500	3200.0	83	19811	No
34	GOM_NL__2PRFIN20051214_022812_000000362043_00218_19811_9358.N1	14-DEC-2005 02:28:12	Bright	35.500	146	25Eta Tau	2.8730	15200.	71	19811	No
35	GOM_NL__2PRFIN20051214_023023_000000352043_00218_19811_9359.N1	14-DEC-2005 02:30:23	Bright	35.000	150	44Zet Per	2.8900	28000.	70	19811	No
36	GOM_NL__2PRFIN20051214_023241_000000352043_00218_19811_9360.N1	14-DEC-2005 02:32:41	Bright	34.500	149	45Eps Per	2.8880	30000.	69	19811	No
37	GOM_NL__2PRFIN20051214_023452_000000342043_00218_19811_9361.N1	14-DEC-2005 02:34:52	Bright	33.500	175	39Del Per	3.0100	19400.	67	19811	No
38	GOM_NL__2PRFIN20051214_023635_000000352043_00218_19811_9362.N1	14-DEC-2005 02:36:35	Bright	34.500	160	23Gam Per	2.9300	4700.0	69	19811	No
39	GOM_NL__2PRFIN20051214_023940_000000362043_00218_19811_9363.N1	14-DEC-2005 02:39:40	Bright	36.000	110	37Del Cas	2.6780	8900.0	72	19811	No
40	GOM_NL__2PRFIN20051214_024634_000000332043_00218_19811_9364.N1	14-DEC-2005 02:46:34	Bright	33.000	49	1Alp UMi	1.9900	6300.0	66	19811	No
41	GOM_NL__2PRFIN20051214_025117_000000362043_00218_19811_9365.N1	14-DEC-2005 02:51:17	Bright	35.500	60	7Bet UMi	2.0810	3950.0	71	19811	No
42	GOM_NL__2PRFIN20051214_025428_000000352043_00218_19811_9366.N1	14-DEC-2005 02:54:28	Bright	35.000	119	14Eta Dra	2.7270	4700.0	70	19811	No

43	GOM_NL__2PRFIN20051214_030147_000000202043_00218_19811_9367.N1	14-DEC-2005 03:01:47	Twilight	20.000	180	27Gam Boo	3.0400	8000.0	40	19811	No
44	GOM_NL__2PRFIN20051214_030458_000000352043_00218_19811_9368.N1	14-DEC-2005 03:04:58	Bright	35.000	83		2.3780	11000.	70	19811	No
45	GOM_NL__2PRFIN20051214_032317_000000432043_00218_19811_9369.N1	14-DEC-2005 03:23:17	Twilight	42.500	54	5The Cen	2.0550	4500.0	85	19811	No
46	GOM_NL__2PRFIN20051214_032445_000000402043_00218_19811_9370.N1	14-DEC-2005 03:24:45	Dark	40.000	123	1ot Cen	2.7500	10200.	80	19811	No
47	GOM_NL__2PRFIN20051214_032619_000000372043_00218_19811_9371.N1	14-DEC-2005 03:26:19	Dark	37.000	95	Zet Cen	2.5450	26000.	74	19811	No
48	GOM_NL__2PRFIN20051214_032810_000000372043_00218_19811_9372.N1	14-DEC-2005 03:28:10	Dark	37.000	77	Eps Cen	2.3030	28000.	74	19811	No
49	GOM_NL__2PRFIN20051214_032926_000000382043_00218_19811_9373.N1	14-DEC-2005 03:29:26	Dark	37.500	10	Bet Cen	0.61000	28000.	75	19811	No
50	GOM_NL__2PRFIN20051214_033048_000000382043_00219_19812_9352.N1	14-DEC-2005 03:30:48	Dark	38.000	20	Bet Cru	1.2530	30000.	76	19812	No
51	GOM_NL__2PRFIN20051214_033252_000000362043_00219_19812_9353.N1	14-DEC-2005 03:32:52	Dark	36.000	112	Alp Mus	2.6880	26000.	72	19812	No
52	GOM_NL__2PRFIN20051214_033737_000000372043_00219_19812_9354.N1	14-DEC-2005 03:37:37	Dark	37.000	29	Bet Car	1.6720	10200.	74	19812	No
53	GOM_NL__2PRFIN20051214_034005_00000042043_00219_19812_9355.N1	14-DEC-2005 03:40:05	Dark	4.0000	41	Eps Car	1.8600	4100.0	8	19812	No
54	GOM_NL__2PRFIN20051214_034502_000000452043_00219_19812_9356.N1	14-DEC-2005 03:45:02	Dark	45.000	2	Alp Car	-0.73600	7000.0	90	19812	No
55	GOM_NL__2PRFIN20051214_035812_000000432043_00219_19812_9357.N1	14-DEC-2005 03:58:12	Straylight	43.000	165	34Gam Eri	2.9500	3200.0	86	19812	No
56	GOM_NL__2PRFIN20051214_040848_000000342043_00219_19812_9358.N1	14-DEC-2005 04:08:48	Bright	33.500	146	25Eta Tau	2.8730	15200.	67	19812	No
57	GOM_NL__2PRFIN20051214_041059_000000352043_00219_19812_9359.N1	14-DEC-2005 04:10:59	Bright	35.000	150	44Zet Per	2.8900	28000.	70	19812	No
58	GOM_NL__2PRFIN20051214_041317_000000352043_00219_19812_9360.N1	14-DEC-2005 04:13:17	Bright	35.000	149	45Eps Per	2.8880	30000.	70	19812	No
59	GOM_NL__2PRFIN20051214_041528_000000352043_00219_19812_9361.N1	14-DEC-2005 04:15:28	Bright	35.000	175	39Del Per	3.0100	19400.	70	19812	No
60	GOM_NL__2PRFIN20051214_041711_000000362043_00219_19812_9362.N1	14-DEC-2005 04:17:11	Bright	36.000	160	23Gam Per	2.9300	4700.0	72	19812	No
61	GOM_NL__2PRFIN20051214_042017_000000362043_00219_19812_9363.N1	14-DEC-2005 04:20:17	Bright	36.000	110	37Del Cas	2.6780	8900.0	72	19812	No
62	GOM_NL__2PRFIN20051214_042710_000000352043_00219_19812_9364.N1	14-DEC-2005 04:27:10	Bright	34.500	49	1Alp UMi	1.9900	6300.0	69	19812	No
63	GOM_NL__2PRFIN20051214_043153_000000392043_00219_19812_9365.N1	14-DEC-2005 04:31:53	Bright	38.500	60	7Bet UMi	2.0810	3950.0	77	19812	No
64	GOM_NL__2PRFIN20051214_043504_000000362043_00219_19812_9366.N1	14-DEC-2005 04:35:04	Bright	35.500	119	14Eta Dra	2.7270	4700.0	71	19812	No
65	GOM_NL__2PRFIN20051214_044534_000000372043_00219_19812_9367.N1	14-DEC-2005 04:45:34	Bright	37.000	83		2.3780	11000.	74	19812	No
66	GOM_NL__2PRFIN20051214_050353_000000442043_00219_19812_9368.N1	14-DEC-2005 05:03:53	Twilight	43.500	54	5The Cen	2.0550	4500.0	87	19812	No
67	GOM_NL__2PRFIN20051214_050522_000000442043_00219_19812_9369.N1	14-DEC-2005 05:05:22	Dark	43.500	123	1ot Cen	2.7500	10200.	87	19812	No
68	GOM_NL__2PRFIN20051214_050655_000000372043_00219_19812_9370.N1	14-DEC-2005 05:06:55	Dark	37.000	95	Zet Cen	2.5450	26000.	74	19812	No
69	GOM_NL__2PRFIN20051214_050846_000000392043_00219_19812_9371.N1	14-DEC-2005 05:08:46	Dark	39.000	77	Eps Cen	2.3030	28000.	78	19812	No
70	GOM_NL__2PRFIN20051214_051002_000000372043_00219_19812_9372.N1	14-DEC-2005 05:10:02	Dark	37.000	10	Bet Cen	0.61000	28000.	74	19812	No
71	GOM_NL__2PRFIN20051214_051124_000000392043_00220_19813_9352.N1	14-DEC-2005 05:11:24	Dark	39.000	20	Bet Cru	1.2530	30000.	78	19813	No
72	GOM_NL__2PRFIN20051214_051329_000000372043_00220_19813_9353.N1	14-DEC-2005 05:13:29	Dark	36.500	112	Alp Mus	2.6880	26000.	73	19813	No
73	GOM_NL__2PRFIN20051214_051813_000000372043_00220_19813_9354.N1	14-DEC-2005 05:18:13	Dark	37.000	29	Bet Car	1.6720	10200.	74	19813	No
74	GOM_NL__2PRFIN20051214_052041_00000042043_00220_19813_9355.N1	14-DEC-2005 05:20:41	Dark	4.0000	41	Eps Car	1.8600	4100.0	8	19813	No
75	GOM_NL__2PRFIN20051214_052538_000000472043_00220_19813_9356.N1	14-DEC-2005 05:25:38	Dark	46.500	2	Alp Car	-0.73600	7000.0	93	19813	No
76	GOM_NL__2PRFIN20051214_053848_000000442043_00220_19813_9357.N1	14-DEC-2005 05:38:48	Straylight	43.500	165	34Gam Eri	2.9500	3200.0	87	19813	No
77	GOM_NL__2PRFIN20051214_054924_000000362043_00220_19813_9358.N1	14-DEC-2005 05:49:24	Bright	35.500	146	25Eta Tau	2.8730	15200.	71	19813	No
78	GOM_NL__2PRFIN20051214_055135_000000362043_00220_19813_9359.N1	14-DEC-2005 05:51:35	Bright	36.000	150	44Zet Per	2.8900	28000.	72	19813	No
79	GOM_NL__2PRFIN20051214_055353_000000352043_00220_19813_9360.N1	14-DEC-2005 05:53:53	Bright	34.500	149	45Eps Per	2.8880	30000.	69	19813	No
80	GOM_NL__2PRFIN20051214_055604_000000352043_00220_19813_9361.N1	14-DEC-2005 05:56:04	Bright	35.000	175	39Del Per	3.0100	19400.	70	19813	No
81	GOM_NL__2PRFIN20051214_055747_000000352043_00220_19813_9362.N1	14-DEC-2005 05:57:47	Bright	35.000	160	23Gam Per	2.9300	4700.0	70	19813	No
82	GOM_NL__2PRFIN20051214_060053_000000362043_00220_19813_9363.N1	14-DEC-2005 06:00:53	Bright	36.000	110	37Del Cas	2.6780	8900.0	72	19813	No
83	GOM_NL__2PRFIN20051214_060746_000000342043_00220_19813_9364.N1	14-DEC-2005 06:07:46	Bright	34.000	49	1Alp UMi	1.9900	6300.0	68	19813	No
84	GOM_NL__2PRFIN20051214_061229_000000342043_00220_19813_9365.N1	14-DEC-2005 06:12:29	Bright	34.000	60	7Bet UMi	2.0810	3950.0	68	19813	No
85	GOM_NL__2PRFIN20051214_061540_000000372043_00220_19813_9366.N1	14-DEC-2005 06:15:40	Bright	36.500	119	14Eta Dra	2.7270	4700.0	73	19813	No
86	GOM_NL__2PRFIN20051214_062610_000000352043_00220_19813_9367.N1	14-DEC-2005 06:26:10	Bright	35.000	83		2.3780	11000.	70	19813	No
87	GOM_NL__2PRFIN20051214_064430_000000432043_00220_19813_9368.N1	14-DEC-2005 06:44:30	Twilight	42.500	54	5The Cen	2.0550	4500.0	85	19813	No
88	GOM_NL__2PRFIN20051214_064559_000000432043_00220_19813_9369.N1	14-DEC-2005 06:45:59	Dark	42.500	123	1ot Cen	2.7500	10200.	85	19813	No
89	GOM_NL__2PRFIN20051214_064731_000000382043_00220_19813_9370.N1	14-DEC-2005 06:47:31	Dark	38.000	95	Zet Cen	2.5450	26000.	76	19813	No
90	GOM_NL__2PRFIN20051214_064923_000000382043_00220_19813_9371.N1	14-DEC-2005 06:49:23	Dark	38.000	77	Eps Cen	2.3030	28000.	76	19813	No
91	GOM_NL__2PRFIN20051214_065038_000000392043_00220_19813_9372.N1	14-DEC-2005 06:50:38	Dark	38.500	10	Bet Cen	0.61000	28000.	77	19813	No
92	GOM_NL__2PRFIN20051214_065201_000000402043_00221_19814_9352.N1	14-DEC-2005 06:52:01	Dark	39.500	20	Bet Cru	1.2530	30000.	79	19814	No
93	GOM_NL__2PRFIN20051214_065405_000000352043_00221_19814_9353.N1	14-DEC-2005 06:54:05	Dark	35.000	112	Alp Mus	2.6880	26000.	70	19814	No
94	GOM_NL__2PRFIN20051214_065850_000000372043_00221_19814_9354.N1	14-DEC-2005 06:58:50	Dark	37.000	29	Bet Car	1.6720	10200.	74	19814	No
95	GOM_NL__2PRFIN20051214_070118_000000052043_00221_19814_9355.N1	14-DEC-2005 07:01:18	Dark	5.0000	41	Eps Car	1.8600	4100.0	10	19814	No
96	GOM_NL__2PRFIN20051214_070615_000000492043_00221_19814_9356.N1	14-DEC-2005 07:06:15	Dark	48.500	2	Alp Car	-0.73600	7000.0	97	19814	No
97	GOM_NL__2PRFIN20051214_071924_000000402043_00221_19814_9357.N1	14-DEC-2005 07:19:24	Straylight	40.000	165	34Gam Eri	2.9500	3200.0	80	19814	No
98	GOM_NL__2PRFIN20051214_073000_000000362043_00221_19814_9358.N1	14-DEC-2005 07:30:00	Bright	35.500	146	25Eta Tau	2.8730	15200.	71	19814	No
99	GOM_NL__2PRFIN20051214_073211_000000362043_00221_19814_9359.N1	14-DEC-2005 07:32:11	Bright	35.500	150	44Zet Per	2.8900	28000.	71	19814	No
100	GOM_NL__2PRFIN20051214_073429_000000362043_00221_19814_9360.N1	14-DEC-2005 07:34:29	Bright	35.500	149	45Eps Per	2.8880	30000.	71	19814	No
101	GOM_NL__2PRFIN20051214_073640_000000342043_00221_19814_9361.N1	14-DEC-2005 07:36:40	Bright	34.000	175	39Del Per	3.0100	19400.	68	19814	No

102	GOM_NL__2PRFIN20051214_073823_000000352043_00221_19814_9362.N1	14-DEC-2005 07:38:23	Bright	35.000	160	23Gam Per	2.9300	4700.0	70	19814	No
103	GOM_NL__2PRFIN20051214_074129_000000352043_00221_19814_9363.N1	14-DEC-2005 07:41:29	Bright	35.000	110	37Del Cas	2.6780	8900.0	70	19814	No
104	GOM_NL__2PRFIN20051214_074822_000000362043_00221_19814_9364.N1	14-DEC-2005 07:48:22	Bright	35.500	49	1Alp UMi	1.9900	6300.0	71	19814	No
105	GOM_NL__2PRFIN20051214_075305_000000372043_00221_19814_9365.N1	14-DEC-2005 07:53:05	Bright	36.500	60	7Bet UMi	2.0810	3950.0	73	19814	No
106	GOM_NL__2PRFIN20051214_075616_000000352043_00221_19814_9366.N1	14-DEC-2005 07:56:16	Bright	34.500	119	14Eta Dra	2.7270	4700.0	69	19814	No
107	GOM_NL__2PRFIN20051214_080646_000000362043_00221_19814_9367.N1	14-DEC-2005 08:06:46	Bright	35.500	83		2.3780	11000.	71	19814	No
108	GOM_NL__2PRFIN20051214_082506_000000442043_00221_19814_9368.N1	14-DEC-2005 08:25:06	Twilight	44.000	54	5The Cen	2.0550	4500.0	88	19814	No
109	GOM_NL__2PRFIN20051214_082635_000000402043_00221_19814_9369.N1	14-DEC-2005 08:26:35	Dark	40.000	123	lot Cen	2.7500	10200.	80	19814	No
110	GOM_NL__2PRFIN20051214_082808_000000402043_00221_19814_9370.N1	14-DEC-2005 08:28:08	Dark	39.500	95	Zet Cen	2.5450	26000.	79	19814	No
111	GOM_NL__2PRFIN20051214_082959_000000402043_00221_19814_9371.N1	14-DEC-2005 08:29:59	Dark	40.000	77	Eps Cen	2.3030	28000.	80	19814	No
112	GOM_NL__2PRFIN20051214_083114_000000372043_00221_19814_9372.N1	14-DEC-2005 08:31:14	Dark	36.500	10	Bet Cen	0.61000	28000.	73	19814	No
113	GOM_NL__2PRFIN20051214_083237_000000422043_00222_19815_9352.N1	14-DEC-2005 08:32:37	Dark	41.500	20	Bet Cru	1.2530	30000.	83	19815	No
114	GOM_NL__2PRFIN20051214_083441_000000372043_00222_19815_9353.N1	14-DEC-2005 08:34:41	Dark	37.000	112	Alp Mus	2.6880	26000.	74	19815	No
115	GOM_NL__2PRFIN20051214_083926_000000412043_00222_19815_9354.N1	14-DEC-2005 08:39:26	Dark	40.500	29	Bet Car	1.6720	10200.	81	19815	No
116	GOM_NL__2PRFIN20051214_084154_000000052043_00222_19815_9355.N1	14-DEC-2005 08:41:54	Dark	5.0000	41	Eps Car	1.8600	4100.0	10	19815	No
117	GOM_NL__2PRFIN20051214_084651_000000472043_00222_19815_9356.N1	14-DEC-2005 08:46:51	Dark	46.500	2	Alp Car	-0.73600	7000.0	93	19815	No
118	GOM_NL__2PRFIN20051214_090000_000000432043_00222_19815_9357.N1	14-DEC-2005 09:00:00	Straylight	42.500	165	34Gam Eri	2.9500	3200.0	85	19815	No
119	GOM_NL__2PRFIN20051214_091036_000000372043_00222_19815_9358.N1	14-DEC-2005 09:10:36	Bright	36.500	146	25Eta Tau	2.8730	15200.	73	19815	No
120	GOM_NL__2PRFIN20051214_091247_000000362043_00222_19815_9359.N1	14-DEC-2005 09:12:47	Bright	35.500	150	44Zet Per	2.8900	28000.	71	19815	No
121	GOM_NL__2PRFIN20051214_091505_000000352043_00222_19815_9360.N1	14-DEC-2005 09:15:05	Bright	35.000	149	45Eps Per	2.8880	30000.	70	19815	No
122	GOM_NL__2PRFIN20051214_091716_000000342043_00222_19815_9361.N1	14-DEC-2005 09:17:16	Bright	34.000	175	39Del Per	3.0100	19400.	68	19815	No
123	GOM_NL__2PRFIN20051214_091859_000000352043_00222_19815_9362.N1	14-DEC-2005 09:18:59	Bright	34.500	160	23Gam Per	2.9300	4700.0	69	19815	No
124	GOM_NL__2PRFIN20051214_092206_000000532043_00222_19815_9363.N1	14-DEC-2005 09:22:06	Bright	53.000	110	37Del Cas	2.6780	8900.0	106	19815	No
125	GOM_NL__2PRFIN20051214_092858_000000362043_00222_19815_9364.N1	14-DEC-2005 09:28:58	Bright	36.000	49	1Alp UMi	1.9900	6300.0	72	19815	No
126	GOM_NL__2PRFIN20051214_093341_000000362043_00222_19815_9365.N1	14-DEC-2005 09:33:41	Bright	35.500	60	7Bet UMi	2.0810	3950.0	71	19815	No
127	GOM_NL__2PRFIN20051214_093652_000000362043_00222_19815_9366.N1	14-DEC-2005 09:36:52	Bright	36.000	119	14Eta Dra	2.7270	4700.0	72	19815	No
128	GOM_NL__2PRFIN20051214_094723_000000432043_00222_19815_9367.N1	14-DEC-2005 09:47:23	Bright	42.500	83		2.3780	11000.	85	19815	No
129	GOM_NL__2PRFIN20051214_100542_000000422043_00222_19815_9368.N1	14-DEC-2005 10:05:42	Twilight	42.000	54	5The Cen	2.0550	4500.0	84	19815	No
130	GOM_NL__2PRFIN20051214_100712_000000422043_00222_19815_9369.N1	14-DEC-2005 10:07:12	Dark	42.000	123	lot Cen	2.7500	10200.	84	19815	No
131	GOM_NL__2PRFIN20051214_100844_000000382043_00222_19815_9370.N1	14-DEC-2005 10:08:44	Dark	38.000	95	Zet Cen	2.5450	26000.	76	19815	No
132	GOM_NL__2PRFIN20051214_101035_000000382043_00222_19815_9371.N1	14-DEC-2005 10:10:35	Dark	37.500	77	Eps Cen	2.3030	28000.	75	19815	No
133	GOM_NL__2PRFIN20051214_101151_000000462043_00222_19815_9372.N1	14-DEC-2005 10:11:51	Dark	45.500	10	Bet Cen	0.61000	28000.	91	19815	No
134	GOM_NL__2PRFIN20051214_101313_000000382043_00223_19816_9352.N1	14-DEC-2005 10:13:13	Dark	38.000	20	Bet Cru	1.2530	30000.	76	19816	No
135	GOM_NL__2PRFIN20051214_101517_000000372043_00223_19816_9353.N1	14-DEC-2005 10:15:17	Dark	36.500	112	Alp Mus	2.6880	26000.	73	19816	No
136	GOM_NL__2PRFIN20051214_102002_000000392043_00223_19816_9354.N1	14-DEC-2005 10:20:02	Dark	38.500	29	Bet Car	1.6720	10200.	77	19816	No
137	GOM_NL__2PRFIN20051214_102231_000000072043_00223_19816_9355.N1	14-DEC-2005 10:22:31	Dark	7.0000	41	Eps Car	1.8600	4100.0	14	19816	No
138	GOM_NL__2PRFIN20051214_102727_000000482043_00223_19816_9356.N1	14-DEC-2005 10:27:27	Dark	47.500	2	Alp Car	-0.73600	7000.0	95	19816	No
139	GOM_NL__2PRFIN20051214_104036_000000412043_00223_19816_9357.N1	14-DEC-2005 10:40:36	Straylight	40.500	165	34Gam Eri	2.9500	3200.0	81	19816	No
140	GOM_NL__2PRFIN20051214_105112_000000332043_00223_19816_9358.N1	14-DEC-2005 10:51:12	Bright	33.000	146	25Eta Tau	2.8730	15200.	66	19816	No
141	GOM_NL__2PRFIN20051214_105322_000000372043_00223_19816_9359.N1	14-DEC-2005 10:53:22	Bright	36.500	150	44Zet Per	2.8900	28000.	73	19816	No
142	GOM_NL__2PRFIN20051214_105541_000000352043_00223_19816_9360.N1	14-DEC-2005 10:55:41	Bright	35.000	149	45Eps Per	2.8880	30000.	70	19816	No
143	GOM_NL__2PRFIN20051214_105751_000000342043_00223_19816_9361.N1	14-DEC-2005 10:57:51	Bright	34.000	175	39Del Per	3.0100	19400.	68	19816	No
144	GOM_NL__2PRFIN20051214_105935_000000352043_00223_19816_9362.N1	14-DEC-2005 10:59:35	Bright	34.500	160	23Gam Per	2.9300	4700.0	69	19816	No
145	GOM_NL__2PRFIN20051214_110242_000000352043_00223_19816_9363.N1	14-DEC-2005 11:02:42	Bright	34.500	110	37Del Cas	2.6780	8900.0	69	19816	No
146	GOM_NL__2PRFIN20051214_110934_000000352043_00223_19816_9364.N1	14-DEC-2005 11:09:34	Bright	34.500	49	1Alp UMi	1.9900	6300.0	69	19816	No
147	GOM_NL__2PRFIN20051214_111417_000000382043_00223_19816_9365.N1	14-DEC-2005 11:14:17	Bright	37.500	60	7Bet UMi	2.0810	3950.0	75	19816	No
148	GOM_NL__2PRFIN20051214_111728_000000342043_00223_19816_9366.N1	14-DEC-2005 11:17:28	Bright	33.500	119	14Eta Dra	2.7270	4700.0	67	19816	No
149	GOM_NL__2PRFIN20051214_112759_000000362043_00223_19816_9367.N1	14-DEC-2005 11:27:59	Bright	35.500	83		2.3780	11000.	71	19816	No
150	GOM_NL__2PRFIN20051214_114619_000000452043_00223_19816_9368.N1	14-DEC-2005 11:46:19	Twilight	44.500	54	5The Cen	2.0550	4500.0	89	19816	No
151	GOM_NL__2PRFIN20051214_114748_000000412043_00223_19816_9369.N1	14-DEC-2005 11:47:48	Dark	40.500	123	lot Cen	2.7500	10200.	81	19816	No
152	GOM_NL__2PRFIN20051214_114920_000000382043_00223_19816_9370.N1	14-DEC-2005 11:49:20	Dark	38.000	95	Zet Cen	2.5450	26000.	76	19816	No
153	GOM_NL__2PRFIN20051214_115111_000000372043_00223_19816_9371.N1	14-DEC-2005 11:51:11	Dark	37.000	77	Eps Cen	2.3030	28000.	74	19816	No
154	GOM_NL__2PRFIN20051214_115227_000000462043_00223_19816_9372.N1	14-DEC-2005 11:52:27	Dark	45.500	10	Bet Cen	0.61000	28000.	91	19816	No
155	GOM_NL__2PRFIN20051214_115350_000000462043_00224_19817_9352.N1	14-DEC-2005 11:53:50	Dark	46.000	20	Bet Cru	1.2530	30000.	92	19817	No
156	GOM_NL__2PRFIN20051214_115553_000000372043_00224_19817_9353.N1	14-DEC-2005 11:55:53	Dark	36.500	112	Alp Mus	2.6880	26000.	73	19817	No
157	GOM_NL__2PRFIN20051214_120038_000000392043_00224_19817_9354.N1	14-DEC-2005 12:00:38	Dark	38.500	29	Bet Car	1.6720	10200.	77	19817	No
158	GOM_NL__2PRFIN20051214_120307_000000072043_00224_19817_9355.N1	14-DEC-2005 12:03:07	Dark	7.0000	41	Eps Car	1.8600	4100.0	14	19817	No
159	GOM_NL__2PRFIN20051214_120804_000000492043_00224_19817_9356.N1	14-DEC-2005 12:08:04	Dark	48.500	2	Alp Car	-0.73600	7000.0	97	19817	No
160	GOM_NL__2PRFIN20051214_122112_000000422043_00224_19817_9357.N1	14-DEC-2005 12:21:12	Straylight	42.000	165	34Gam Eri	2.9500	3200.0	84	19817	No



161	GOM_NL__2PRFIN20051214_123148_000000352043_00224_19817_9358.N1	14-DEC-2005 12:31:48	Bright	34.500	146	25Eta Tau	2.8730	15200.	69	19817	No
162	GOM_NL__2PRFIN20051214_123358_000000362043_00224_19817_9359.N1	14-DEC-2005 12:33:58	Bright	35.500	150	44Zet Per	2.8900	28000.	71	19817	No
163	GOM_NL__2PRFIN20051214_123616_000000352043_00224_19817_9360.N1	14-DEC-2005 12:36:16	Bright	34.500	149	45Eps Per	2.8880	30000.	69	19817	No
164	GOM_NL__2PRFIN20051214_123827_000000352043_00224_19817_9361.N1	14-DEC-2005 12:38:27	Bright	35.000	175	39Del Per	3.0100	19400.	70	19817	No
165	GOM_NL__2PRFIN20051214_124011_000000352043_00224_19817_9362.N1	14-DEC-2005 12:40:11	Bright	35.000	160	23Gam Per	2.9300	4700.0	70	19817	No
166	GOM_NL__2PRFIN20051214_124318_000000372043_00224_19817_9363.N1	14-DEC-2005 12:43:18	Bright	36.500	110	37Del Cas	2.6780	8900.0	73	19817	No
167	GOM_NL__2PRFIN20051214_125010_000000372043_00224_19817_9364.N1	14-DEC-2005 12:50:10	Bright	37.000	49	1Alp UMi	1.9900	6300.0	74	19817	No
168	GOM_NL__2PRFIN20051214_125453_000000342043_00224_19817_9365.N1	14-DEC-2005 12:54:53	Bright	34.000	60	7Bet UMi	2.0810	3950.0	68	19817	No
169	GOM_NL__2PRFIN20051214_125804_000000352043_00224_19817_9366.N1	14-DEC-2005 12:58:04	Bright	34.500	119	14Eta Dra	2.7270	4700.0	69	19817	No
170	GOM_NL__2PRFIN20051214_130835_000000532043_00224_19817_9367.N1	14-DEC-2005 13:08:35	Bright	53.000	83		2.3780	11000.	106	19817	No
171	GOM_NL__2PRFIN20051214_132655_000000402043_00224_19817_9368.N1	14-DEC-2005 13:26:55	Twilight	40.000	54	5The Cen	2.0550	4500.0	80	19817	No
172	GOM_NL__2PRFIN20051214_132825_000000412043_00224_19817_9369.N1	14-DEC-2005 13:28:25	Dark	40.500	123	1ot Cen	2.7500	10200.	81	19817	No
173	GOM_NL__2PRFIN20051214_132956_000000372043_00224_19817_9370.N1	14-DEC-2005 13:29:56	Dark	37.000	95	Zet Cen	2.5450	26000.	74	19817	No
174	GOM_NL__2PRFIN20051214_133148_000000382043_00224_19817_9371.N1	14-DEC-2005 13:31:48	Dark	37.500	77	Eps Cen	2.3030	28000.	75	19817	No
175	GOM_NL__2PRFIN20051214_133303_000000382043_00224_19817_9372.N1	14-DEC-2005 13:33:03	Dark	37.500	10	Bet Cen	0.61000	28000.	75	19817	No
176	GOM_NL__2PRFIN20051214_133426_000000382043_00225_19818_9352.N1	14-DEC-2005 13:34:26	Dark	37.500	20	Bet Cru	1.2530	30000.	75	19818	No
177	GOM_NL__2PRFIN20051214_133630_000000372043_00225_19818_9353.N1	14-DEC-2005 13:36:30	Dark	37.000	112	Alp Mus	2.6880	26000.	74	19818	No
178	GOM_NL__2PRFIN20051214_134115_000000392043_00225_19818_9354.N1	14-DEC-2005 13:41:15	Dark	39.000	29	Bet Car	1.6720	10200.	78	19818	No
179	GOM_NL__2PRFIN20051214_134344_000000092043_00225_19818_9355.N1	14-DEC-2005 13:43:44	Dark	9.0000	41	Eps Car	1.8600	4100.0	18	19818	No
180	GOM_NL__2PRFIN20051214_134840_000000532043_00225_19818_9356.N1	14-DEC-2005 13:48:40	Dark	52.500	2	Alp Car	-0.73600	7000.0	105	19818	No
181	GOM_NL__2PRFIN20051214_140148_000000412043_00225_19818_9357.N1	14-DEC-2005 14:01:48	Straylight	41.000	165	34Gam Eri	2.9500	3200.0	82	19818	No
182	GOM_NL__2PRFIN20051214_141224_000000352043_00225_19818_9358.N1	14-DEC-2005 14:12:24	Bright	34.500	146	25Eta Tau	2.8730	15200.	69	19818	No
183	GOM_NL__2PRFIN20051214_141434_000000362043_00225_19818_9359.N1	14-DEC-2005 14:14:34	Bright	36.000	150	44Zet Per	2.8900	28000.	72	19818	No
184	GOM_NL__2PRFIN20051214_141652_000000352043_00225_19818_9360.N1	14-DEC-2005 14:16:52	Bright	35.000	149	45Eps Per	2.8880	30000.	70	19818	No
185	GOM_NL__2PRFIN20051214_141903_000000342043_00225_19818_9361.N1	14-DEC-2005 14:19:03	Bright	34.000	175	39Del Per	3.0100	19400.	68	19818	No
186	GOM_NL__2PRFIN20051214_142047_000000352043_00225_19818_9362.N1	14-DEC-2005 14:20:47	Bright	35.000	160	23Gam Per	2.9300	4700.0	70	19818	No
187	GOM_NL__2PRFIN20051214_142354_000000352043_00225_19818_9363.N1	14-DEC-2005 14:23:54	Bright	34.500	110	37Del Cas	2.6780	8900.0	69	19818	No
188	GOM_NL__2PRFIN20051214_143045_000000342043_00225_19818_9364.N1	14-DEC-2005 14:30:45	Bright	34.000	49	1Alp UMi	1.9900	6300.0	68	19818	No
189	GOM_NL__2PRFIN20051214_143529_000000372043_00225_19818_9365.N1	14-DEC-2005 14:35:29	Bright	36.500	60	7Bet UMi	2.0810	3950.0	73	19818	No
190	GOM_NL__2PRFIN20051214_143840_000000362043_00225_19818_9366.N1	14-DEC-2005 14:38:40	Bright	35.500	119	14Eta Dra	2.7270	4700.0	71	19818	No
191	GOM_NL__2PRFIN20051214_144911_000000372043_00225_19818_9367.N1	14-DEC-2005 14:49:11	Bright	37.000	83		2.3780	11000.	74	19818	No
192	GOM_NL__2PRFIN20051214_150731_000000402043_00225_19818_9368.N1	14-DEC-2005 15:07:31	Twilight	40.000	54	5The Cen	2.0550	4500.0	80	19818	No
193	GOM_NL__2PRFIN20051214_150901_000000402043_00225_19818_9369.N1	14-DEC-2005 15:09:01	Dark	39.500	123	1ot Cen	2.7500	10200.	79	19818	No
194	GOM_NL__2PRFIN20051214_151033_000000382043_00225_19818_9370.N1	14-DEC-2005 15:10:33	Dark	38.000	95	Zet Cen	2.5450	26000.	76	19818	No
195	GOM_NL__2PRFIN20051214_151224_000000382043_00225_19818_9371.N1	14-DEC-2005 15:12:24	Dark	37.500	77	Eps Cen	2.3030	28000.	75	19818	No
196	GOM_NL__2PRFIN20051214_151339_000000482043_00225_19818_9372.N1	14-DEC-2005 15:13:39	Dark	47.500	10	Bet Cen	0.61000	28000.	95	19818	No
197	GOM_NL__2PRFIN20051214_151502_000000402043_00226_19819_9352.N1	14-DEC-2005 15:15:02	Dark	39.500	20	Bet Cru	1.2530	30000.	79	19819	No
198	GOM_NL__2PRFIN20051214_151706_000000362043_00226_19819_9353.N1	14-DEC-2005 15:17:06	Dark	35.500	112	Alp Mus	2.6880	26000.	71	19819	No
199	GOM_NL__2PRFIN20051214_152151_000000382043_00226_19819_9354.N1	14-DEC-2005 15:21:51	Dark	37.500	29	Bet Car	1.6720	10200.	75	19819	No
200	GOM_NL__2PRFIN20051214_152420_000000092043_00226_19819_9355.N1	14-DEC-2005 15:24:20	Dark	9.0000	41	Eps Car	1.8600	4100.0	18	19819	No
201	GOM_NL__2PRFIN20051214_152916_000000532043_00226_19819_9356.N1	14-DEC-2005 15:29:16	Dark	52.500	2	Alp Car	-0.73600	7000.0	105	19819	No
202	GOM_NL__2PRFIN20051214_154224_000000432043_00226_19819_9357.N1	14-DEC-2005 15:42:24	Straylight	43.000	165	34Gam Eri	2.9500	3200.0	86	19819	No
203	GOM_NL__2PRFIN20051214_155259_000000362043_00226_19819_9358.N1	14-DEC-2005 15:52:59	Bright	36.000	146	25Eta Tau	2.8730	15200.	72	19819	No
204	GOM_NL__2PRFIN20051214_155510_000000362043_00226_19819_9359.N1	14-DEC-2005 15:55:10	Bright	36.000	150	44Zet Per	2.8900	28000.	72	19819	No
205	GOM_NL__2PRFIN20051214_155728_000000352043_00226_19819_9360.N1	14-DEC-2005 15:57:28	Bright	35.000	149	45Eps Per	2.8880	30000.	70	19819	No
206	GOM_NL__2PRFIN20051214_155939_000000342043_00226_19819_9361.N1	14-DEC-2005 15:59:39	Bright	34.000	175	39Del Per	3.0100	19400.	68	19819	No
207	GOM_NL__2PRFIN20051214_160123_000000352043_00226_19819_9362.N1	14-DEC-2005 16:01:23	Bright	34.500	160	23Gam Per	2.9300	4700.0	69	19819	No
208	GOM_NL__2PRFIN20051214_160430_000000362043_00226_19819_9363.N1	14-DEC-2005 16:04:30	Bright	35.500	110	37Del Cas	2.6780	8900.0	71	19819	No
209	GOM_NL__2PRFIN20051214_161121_000000352043_00226_19819_9364.N1	14-DEC-2005 16:11:21	Bright	35.000	49	1Alp UMi	1.9900	6300.0	70	19819	No
210	GOM_NL__2PRFIN20051214_161604_000000372043_00226_19819_9365.N1	14-DEC-2005 16:16:04	Bright	37.000	60	7Bet UMi	2.0810	3950.0	74	19819	No
211	GOM_NL__2PRFIN20051214_161916_000000372043_00226_19819_9366.N1	14-DEC-2005 16:19:16	Bright	37.000	119	14Eta Dra	2.7270	4700.0	74	19819	No
212	GOM_NL__2PRFIN20051214_162947_000000352043_00226_19819_9367.N1	14-DEC-2005 16:29:47	Bright	35.000	83		2.3780	11000.	70	19819	No
213	GOM_NL__2PRFIN20051214_164808_000000402043_00226_19819_9368.N1	14-DEC-2005 16:48:08	Twilight	39.500	54	5The Cen	2.0550	4500.0	79	19819	No
214	GOM_NL__2PRFIN20051214_164938_000000422043_00226_19819_9369.N1	14-DEC-2005 16:49:38	Dark	41.500	123	1ot Cen	2.7500	10200.	83	19819	No
215	GOM_NL__2PRFIN20051214_165109_000000392043_00226_19819_9370.N1	14-DEC-2005 16:51:09	Dark	38.500	95	Zet Cen	2.5450	26000.	77	19819	No
216	GOM_NL__2PRFIN20051214_165300_000000382043_00226_19819_9371.N1	14-DEC-2005 16:53:00	Dark	38.000	77	Eps Cen	2.3030	28000.	76	19819	No
217	GOM_NL__2PRFIN20051214_165415_000000472043_00226_19819_9372.N1	14-DEC-2005 16:54:15	Dark	47.000	10	Bet Cen	0.61000	28000.	94	19819	No
218	GOM_NL__2PRFIN20051214_165539_000000452043_00227_19820_7074.N1	14-DEC-2005 16:55:39	Dark	45.000	20	Bet Cru	1.2530	30000.	90	19820	No
219	GOM_NL__2PRFIN20051214_165742_000000372043_00227_19820_7075.N1	14-DEC-2005 16:57:42	Dark	37.000	112	Alp Mus	2.6880	26000.	74	19820	No

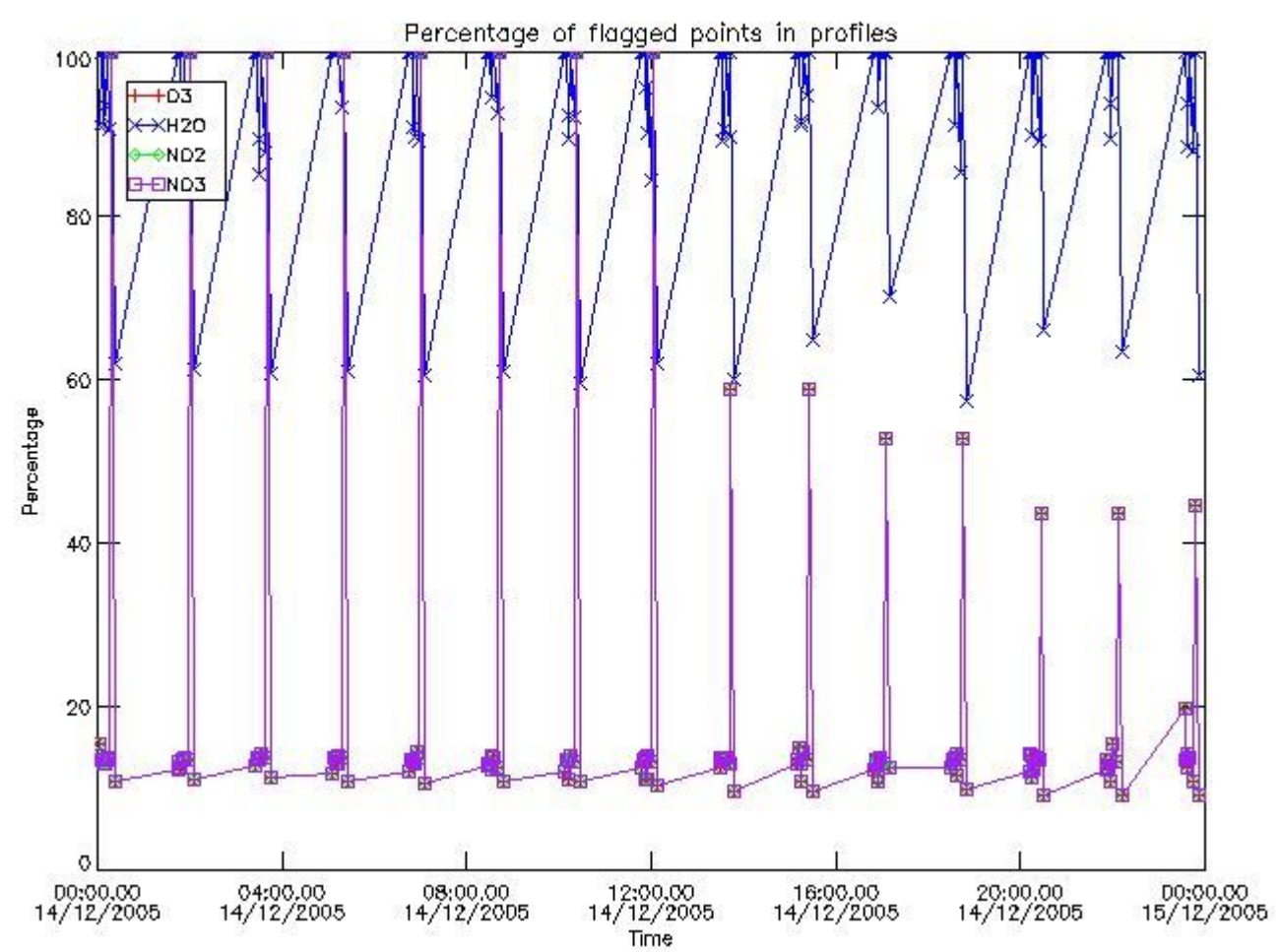
220	GOM_NL__2PRFIN20051214_170227_000000392043_00227_19820_7076.N1	14-DEC-2005 17:02:27	Dark	39.000	29	Bet Car	1.6720	10200.	78	19820	No
221	GOM_NL__2PRFIN20051214_170457_000000102043_00227_19820_7077.N1	14-DEC-2005 17:04:57	Dark	10.000	41	Eps Car	1.8600	4100.0	20	19820	No
222	GOM_NL__2PRFIN20051214_170953_000000402043_00227_19820_7078.N1	14-DEC-2005 17:09:53	Dark	40.000	2	Alp Car	-0.73600	7000.0	80	19820	No
223	GOM_NL__2PRFIN20051214_172301_000000422043_00227_19820_7079.N1	14-DEC-2005 17:23:01	Straylight	42.000	165	34Gam Eri	2.9500	3200.0	84	19820	No
224	GOM_NL__2PRFIN20051214_173336_000000372043_00227_19820_7080.N1	14-DEC-2005 17:33:36	Bright	36.500	146	25Eta Tau	2.8730	15200.	73	19820	No
225	GOM_NL__2PRFIN20051214_173546_000000362043_00227_19820_7081.N1	14-DEC-2005 17:35:46	Bright	36.000	150	44Zet Per	2.8900	28000.	72	19820	No
226	GOM_NL__2PRFIN20051214_173804_000000362043_00227_19820_7082.N1	14-DEC-2005 17:38:04	Bright	35.500	149	45Eps Per	2.8880	30000.	71	19820	No
227	GOM_NL__2PRFIN20051214_174015_000000352043_00227_19820_7083.N1	14-DEC-2005 17:40:15	Bright	34.500	175	39Del Per	3.0100	19400.	69	19820	No
228	GOM_NL__2PRFIN20051214_174159_000000352043_00227_19820_7084.N1	14-DEC-2005 17:41:59	Bright	34.500	160	23Gam Per	2.9300	4700.0	69	19820	No
229	GOM_NL__2PRFIN20051214_174507_000000352043_00227_19820_7085.N1	14-DEC-2005 17:45:07	Bright	35.000	110	37Del Cas	2.6780	8900.0	70	19820	No
230	GOM_NL__2PRFIN20051214_175157_000000362043_00227_19820_7086.N1	14-DEC-2005 17:51:57	Bright	35.500	49	1Alp UMi	1.9900	6300.0	71	19820	No
231	GOM_NL__2PRFIN20051214_175640_000000362043_00227_19820_7087.N1	14-DEC-2005 17:56:40	Bright	36.000	60	7Bet UMi	2.0810	3950.0	72	19820	No
232	GOM_NL__2PRFIN20051214_175953_000000332043_00227_19820_7088.N1	14-DEC-2005 17:59:53	Bright	32.500	119	14Eta Dra	2.7270	4700.0	65	19820	No
233	GOM_NL__2PRFIN20051214_181023_000000362043_00227_19820_7089.N1	14-DEC-2005 18:10:23	Bright	35.500	83		2.3780	11000.	71	19820	No
234	GOM_NL__2PRFIN20051214_182844_000000412043_00227_19820_7090.N1	14-DEC-2005 18:28:44	Twilight	41.000	54	5The Cen	2.0550	4500.0	82	19820	No
235	GOM_NL__2PRFIN20051214_183014_000000412043_00227_19820_7091.N1	14-DEC-2005 18:30:14	Dark	40.500	123	1ot Cen	2.7500	10200.	81	19820	No
236	GOM_NL__2PRFIN20051214_183145_000000382043_00227_19820_7092.N1	14-DEC-2005 18:31:45	Dark	38.000	95	Zet Cen	2.5450	26000.	76	19820	No
237	GOM_NL__2PRFIN20051214_183337_000000372043_00227_19820_7093.N1	14-DEC-2005 18:33:37	Dark	37.000	77	Eps Cen	2.3030	28000.	74	19820	No
238	GOM_NL__2PRFIN20051214_183451_000000402043_00227_19820_7094.N1	14-DEC-2005 18:34:51	Dark	39.500	10	Bet Cen	0.61000	28000.	79	19820	No
239	GOM_NL__2PRFIN20051214_183615_000000452043_00228_19821_9372.N1	14-DEC-2005 18:36:15	Dark	44.500	20	Bet Cru	1.2530	30000.	89	19821	No
240	GOM_NL__2PRFIN20051214_183818_000000362043_00228_19821_9373.N1	14-DEC-2005 18:38:18	Dark	36.000	112	Alp Mus	2.6880	26000.	72	19821	No
241	GOM_NL__2PRFIN20051214_184304_000000382043_00228_19821_9374.N1	14-DEC-2005 18:43:04	Dark	38.000	29	Bet Car	1.6720	10200.	76	19821	No
242	GOM_NL__2PRFIN20051214_184533_000000102043_00228_19821_9375.N1	14-DEC-2005 18:45:33	Dark	10.000	41	Eps Car	1.8600	4100.0	20	19821	No
243	GOM_NL__2PRFIN20051214_185029_000000512043_00228_19821_9376.N1	14-DEC-2005 18:50:29	Dark	51.000	2	Alp Car	-0.73600	7000.0	102	19821	No
244	GOM_NL__2PRFIN20051214_190337_000000402043_00228_19821_9377.N1	14-DEC-2005 19:03:37	Straylight	39.500	165	34Gam Eri	2.9500	3200.0	79	19821	No
245	GOM_NL__2PRFIN20051214_191412_000000362043_00228_19821_9378.N1	14-DEC-2005 19:14:12	Bright	36.000	146	25Eta Tau	2.8730	15200.	72	19821	No
246	GOM_NL__2PRFIN20051214_191622_000000362043_00228_19821_9379.N1	14-DEC-2005 19:16:22	Bright	36.000	150	44Zet Per	2.8900	28000.	72	19821	No
247	GOM_NL__2PRFIN20051214_191840_000000352043_00228_19821_9380.N1	14-DEC-2005 19:18:40	Bright	34.500	149	45Eps Per	2.8880	30000.	69	19821	No
248	GOM_NL__2PRFIN20051214_192051_000000342043_00228_19821_9381.N1	14-DEC-2005 19:20:51	Bright	33.500	175	39Del Per	3.0100	19400.	67	19821	No
249	GOM_NL__2PRFIN20051214_192235_000000362043_00228_19821_9382.N1	14-DEC-2005 19:22:35	Bright	35.500	160	23Gam Per	2.9300	4700.0	71	19821	No
250	GOM_NL__2PRFIN20051214_192543_000000362043_00228_19821_9383.N1	14-DEC-2005 19:25:43	Bright	36.000	110	37Del Cas	2.6780	8900.0	72	19821	No
251	GOM_NL__2PRFIN20051214_193233_000000362043_00228_19821_9384.N1	14-DEC-2005 19:32:33	Bright	35.500	49	1Alp UMi	1.9900	6300.0	71	19821	No
252	GOM_NL__2PRFIN20051214_193716_000000342043_00228_19821_9385.N1	14-DEC-2005 19:37:16	Bright	34.000	60	7Bet UMi	2.0810	3950.0	68	19821	No
253	GOM_NL__2PRFIN20051214_194029_000000362043_00228_19821_9386.N1	14-DEC-2005 19:40:29	Bright	36.000	119	14Eta Dra	2.7270	4700.0	72	19821	No
254	GOM_NL__2PRFIN20051214_195059_000000352043_00228_19821_9387.N1	14-DEC-2005 19:50:59	Bright	34.500	83		2.3780	11000.	69	19821	No
255	GOM_NL__2PRFIN20051214_200920_000000442043_00228_19821_9388.N1	14-DEC-2005 20:09:20	Twilight	43.500	54	5The Cen	2.0550	4500.0	87	19821	No
256	GOM_NL__2PRFIN20051214_201051_000000422043_00228_19821_9389.N1	14-DEC-2005 20:10:51	Dark	42.000	123	1ot Cen	2.7500	10200.	84	19821	No
257	GOM_NL__2PRFIN20051214_201222_000000362043_00228_19821_9390.N1	14-DEC-2005 20:12:22	Dark	36.000	95	Zet Cen	2.5450	26000.	72	19821	No
258	GOM_NL__2PRFIN20051214_201413_000000372043_00228_19821_9391.N1	14-DEC-2005 20:14:13	Dark	36.500	77	Eps Cen	2.3030	28000.	73	19821	No
259	GOM_NL__2PRFIN20051214_201528_000000452043_00228_19821_9392.N1	14-DEC-2005 20:15:28	Dark	45.000	10	Bet Cen	0.61000	28000.	90	19821	No
260	GOM_NL__2PRFIN20051214_201651_000000422043_00229_19822_9372.N1	14-DEC-2005 20:16:51	Dark	41.500	20	Bet Cru	1.2530	30000.	83	19822	No
261	GOM_NL__2PRFIN20051214_201855_000000372043_00229_19822_9373.N1	14-DEC-2005 20:18:55	Dark	37.000	112	Alp Mus	2.6880	26000.	74	19822	No
262	GOM_NL__2PRFIN20051214_202340_000000382043_00229_19822_9374.N1	14-DEC-2005 20:23:40	Dark	37.500	29	Bet Car	1.6720	10200.	75	19822	No
263	GOM_NL__2PRFIN20051214_202610_000000122043_00229_19822_9375.N1	14-DEC-2005 20:26:10	Dark	12.000	41	Eps Car	1.8600	4100.0	24	19822	No
264	GOM_NL__2PRFIN20051214_203105_000000552043_00229_19822_9376.N1	14-DEC-2005 20:31:05	Dark	55.000	2	Alp Car	-0.73600	7000.0	110	19822	No
265	GOM_NL__2PRFIN20051214_204413_000000442043_00229_19822_9377.N1	14-DEC-2005 20:44:13	Straylight	43.500	165	34Gam Eri	2.9500	3200.0	87	19822	No
266	GOM_NL__2PRFIN20051214_205448_000000352043_00229_19822_9378.N1	14-DEC-2005 20:54:48	Bright	35.000	146	25Eta Tau	2.8730	15200.	70	19822	No
267	GOM_NL__2PRFIN20051214_205658_000000352043_00229_19822_9379.N1	14-DEC-2005 20:56:58	Bright	35.000	150	44Zet Per	2.8900	28000.	70	19822	No
268	GOM_NL__2PRFIN20051214_205916_000000352043_00229_19822_9380.N1	14-DEC-2005 20:59:16	Bright	35.000	149	45Eps Per	2.8880	30000.	70	19822	No
269	GOM_NL__2PRFIN20051214_210127_000000342043_00229_19822_9381.N1	14-DEC-2005 21:01:27	Bright	34.000	175	39Del Per	3.0100	19400.	68	19822	No
270	GOM_NL__2PRFIN20051214_210311_000000352043_00229_19822_9382.N1	14-DEC-2005 21:03:11	Bright	35.000	160	23Gam Per	2.9300	4700.0	70	19822	No
271	GOM_NL__2PRFIN20051214_210619_000000362043_00229_19822_9383.N1	14-DEC-2005 21:06:19	Bright	35.500	110	37Del Cas	2.6780	8900.0	71	19822	No
272	GOM_NL__2PRFIN20051214_211309_000000342043_00229_19822_9384.N1	14-DEC-2005 21:13:09	Bright	34.000	49	1Alp UMi	1.9900	6300.0	68	19822	No
273	GOM_NL__2PRFIN20051214_211752_000000382043_00229_19822_9385.N1	14-DEC-2005 21:17:52	Bright	37.500	60	7Bet UMi	2.0810	3950.0	75	19822	No
274	GOM_NL__2PRFIN20051214_212105_000000362043_00229_19822_9386.N1	14-DEC-2005 21:21:05	Bright	35.500	119	14Eta Dra	2.7270	4700.0	71	19822	No
275	GOM_NL__2PRFIN20051214_213135_000000352043_00229_19822_9387.N1	14-DEC-2005 21:31:35	Bright	34.500	83		2.3780	11000.	69	19822	No
276	GOM_NL__2PRFIN20051214_214957_000000492043_00229_19822_9388.N1	14-DEC-2005 21:49:57	Twilight	49.000	54	5The Cen	2.0550	4500.0	98	19822	No
277	GOM_NL__2PRFIN20051214_215127_000000422043_00229_19822_9389.N1	14-DEC-2005 21:51:27	Dark	41.500	123	1ot Cen	2.7500	10200.	83	19822	No
278	GOM_NL__2PRFIN20051214_215258_000000382043_00229_19822_9390.N1	14-DEC-2005 21:52:58	Dark	37.500	95	Zet Cen	2.5450	26000.	75	19822	No

279	GOM_NL__2PRFIN20051214_215449_000000412043_00229_19822_9391.N1	14-DEC-2005 21:54:49	Dark	40.500	77	Eps Cen	2.3030	28000.	81	19822	No
280	GOM_NL__2PRFIN20051214_215604_000000482043_00229_19822_9392.N1	14-DEC-2005 21:56:04	Dark	47.500	10	Bet Cen	0.61000	28000.	95	19822	No
281	GOM_NL__2PRFIN20051214_215728_000000382043_00230_19823_9372.N1	14-DEC-2005 21:57:28	Dark	38.000	20	Bet Cru	1.2530	30000.	76	19823	No
282	GOM_NL__2PRFIN20051214_215931_000000372043_00230_19823_9373.N1	14-DEC-2005 21:59:31	Dark	36.500	112	Alp Mus	2.6880	26000.	73	19823	No
283	GOM_NL__2PRFIN20051214_220416_000000392043_00230_19823_9374.N1	14-DEC-2005 22:04:16	Dark	38.500	29	Bet Car	1.6720	10200.	77	19823	No
284	GOM_NL__2PRFIN20051214_220646_000000122043_00230_19823_9375.N1	14-DEC-2005 22:06:46	Dark	12.000	41	Eps Car	1.8600	4100.0	24	19823	No
285	GOM_NL__2PRFIN20051214_221142_000000552043_00230_19823_9376.N1	14-DEC-2005 22:11:42	Dark	55.000	2	Alp Car	-0.73600	7000.0	110	19823	No
286	GOM_NL__2PRFIN20051214_222449_000000442043_00230_19823_9377.N1	14-DEC-2005 22:24:49	Straylight	43.500	165	34Gam Eri	2.9500	3200.0	87	19823	No
287	GOM_NL__2PRFIN20051214_223524_000000352043_00230_19823_9378.N1	14-DEC-2005 22:35:24	Bright	34.500	146	25Eta Tau	2.8730	15200.	69	19823	No
288	GOM_NL__2PRFIN20051214_223734_000000362043_00230_19823_9379.N1	14-DEC-2005 22:37:34	Bright	36.000	150	44Zet Per	2.8900	28000.	72	19823	No
289	GOM_NL__2PRFIN20051214_223952_000000342043_00230_19823_9380.N1	14-DEC-2005 22:39:52	Bright	34.000	149	45Eps Per	2.8880	30000.	68	19823	No
290	GOM_NL__2PRFIN20051214_224203_000000342043_00230_19823_9381.N1	14-DEC-2005 22:42:03	Bright	34.000	175	39Del Per	3.0100	19400.	68	19823	No
291	GOM_NL__2PRFIN20051214_224347_000000362043_00230_19823_9382.N1	14-DEC-2005 22:43:47	Bright	35.500	160	23Gam Per	2.9300	4700.0	71	19823	No
292	GOM_NL__2PRFIN20051214_224656_000000362043_00230_19823_9383.N1	14-DEC-2005 22:46:56	Bright	36.000	110	37Del Cas	2.6780	8900.0	72	19823	No
293	GOM_NL__2PRFIN20051214_225345_000000372043_00230_19823_9384.N1	14-DEC-2005 22:53:45	Bright	36.500	49	1Alp UMi	1.9900	6300.0	73	19823	No
294	GOM_NL__2PRFIN20051214_225828_000000382043_00230_19823_9385.N1	14-DEC-2005 22:58:28	Bright	38.000	60	7Bet UMi	2.0810	3950.0	76	19823	No
295	GOM_NL__2PRFIN20051214_230141_000000362043_00230_19823_9386.N1	14-DEC-2005 23:01:41	Bright	35.500	119	14Eta Dra	2.7270	4700.0	71	19823	No
296	GOM_NL__2PRFIN20051214_231211_000000462043_00230_19823_9387.N1	14-DEC-2005 23:12:11	Bright	46.000	83		2.3780	11000.	92	19823	No
297	GOM_NL__2PRFIN20051214_233033_000000422043_00230_19823_9388.N1	14-DEC-2005 23:30:33	Twilight	41.500	54	5The Cen	2.0550	4500.0	83	19823	No
298	GOM_NL__2PRFIN20051214_233334_000000392043_00230_19823_9389.N1	14-DEC-2005 23:33:34	Dark	38.500	95	Zet Cen	2.5450	26000.	77	19823	No
299	GOM_NL__2PRFIN20051214_233525_000000382043_00230_19823_9390.N1	14-DEC-2005 23:35:25	Dark	38.000	77	Eps Cen	2.3030	28000.	76	19823	No
300	GOM_NL__2PRFIN20051214_233640_000000412043_00230_19823_9391.N1	14-DEC-2005 23:36:40	Dark	41.000	10	Bet Cen	0.61000	28000.	82	19823	No
301	GOM_NL__2PRFIN20051214_233804_000000402043_00231_19824_9372.N1	14-DEC-2005 23:38:04	Dark	39.500	20	Bet Cru	1.2530	30000.	79	19824	No
302	GOM_NL__2PRFIN20051214_234007_000000372043_00231_19824_9373.N1	14-DEC-2005 23:40:07	Dark	37.000	112	Alp Mus	2.6880	26000.	74	19824	No
303	GOM_NL__2PRFIN20051214_234453_000000472043_00231_19824_9374.N1	14-DEC-2005 23:44:53	Dark	46.500	29	Bet Car	1.6720	10200.	93	19824	No
304	GOM_NL__2PRFIN20051214_234723_000000142043_00231_19824_9375.N1	14-DEC-2005 23:47:23	Dark	14.000	41	Eps Car	1.8600	4100.0	28	19824	No
305	GOM_NL__2PRFIN20051214_235218_000000552043_00231_19824_9376.N1	14-DEC-2005 23:52:18	Dark	55.000	2	Alp Car	-0.73600	7000.0	110	19824	No

### 3. Quality information per product

In this section it is plotted some information contained in the Quality Summary data set of the level 2 products. Only products in dark limb conditions and without errors (error flag in the MPH set to "0") are used.

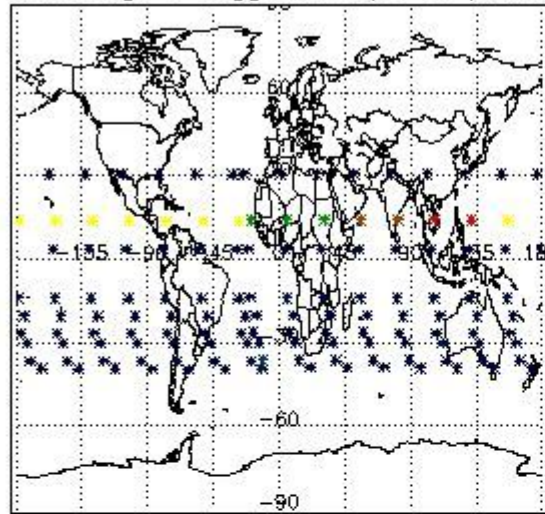
#### 3.1 Plot quality information per product (time dependant)



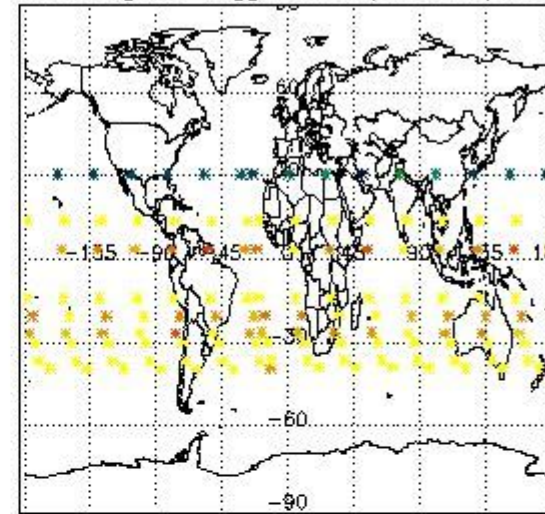
3.2 Plot quality information per product (world map)




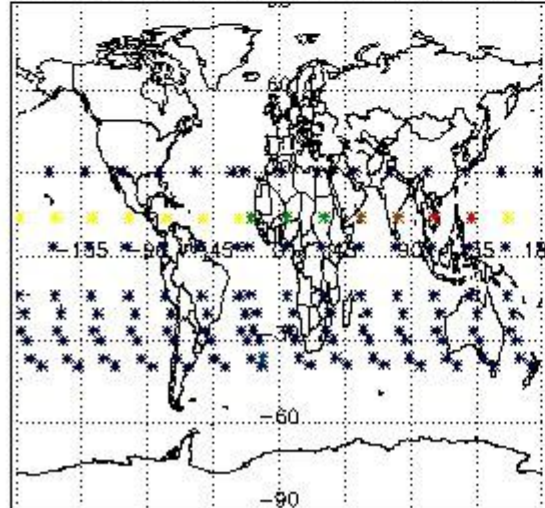
Percentage of flagged data per O3 profile



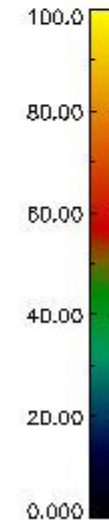
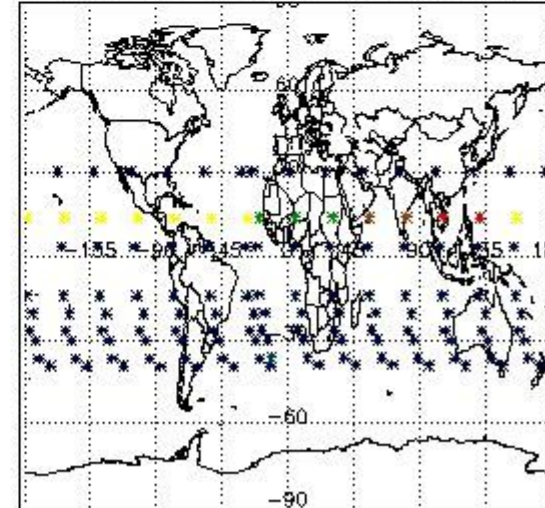
Percentage of flagged data per H2O profile



Percentage of flagged data per NO2 profile



Percentage of flagged data per NO3 profile



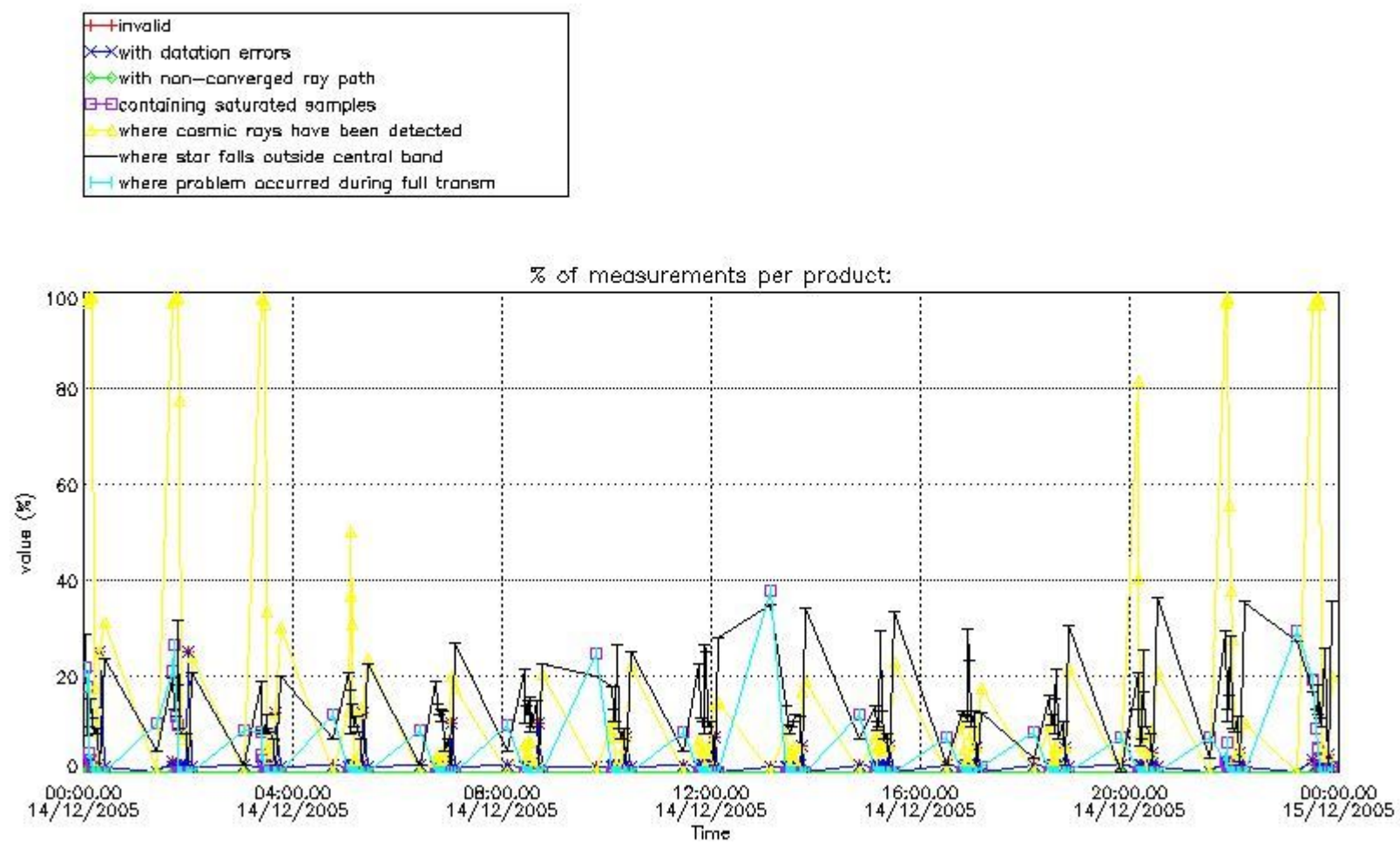
#### 4. Level 1 quality information per product

In this section it is plotted some information contained in the Quality Summary data set of the level 2 products that comes from the level 1b processing. Products without errors (error flag in the MPH set to "0") are used.

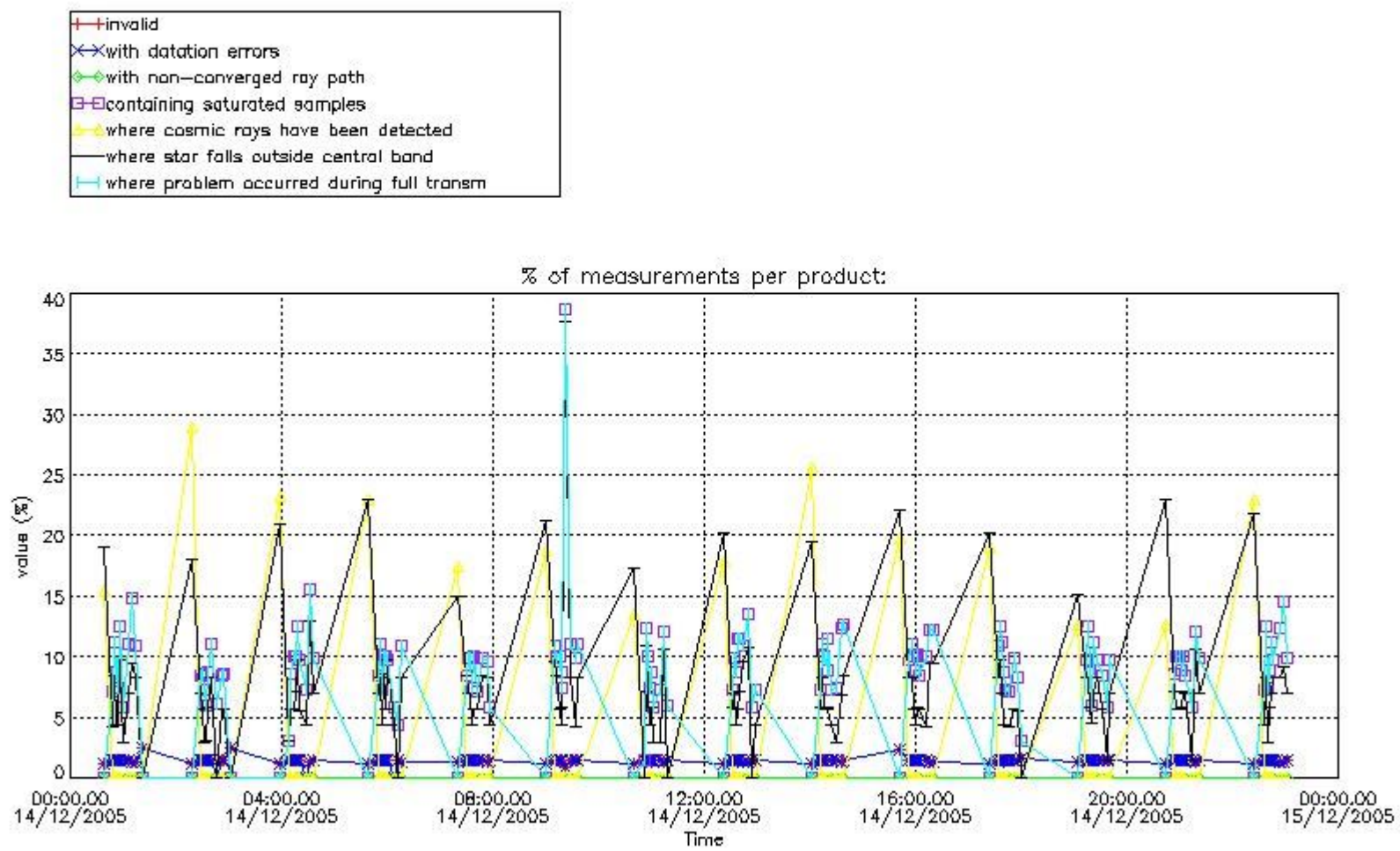
##### 4.1 Plot quality information per product (time dependant) coming from level 1b processing

###### 4.1.1 Plot level 1 quality information per product (time dependant): ENVISAT ASCENDING passes





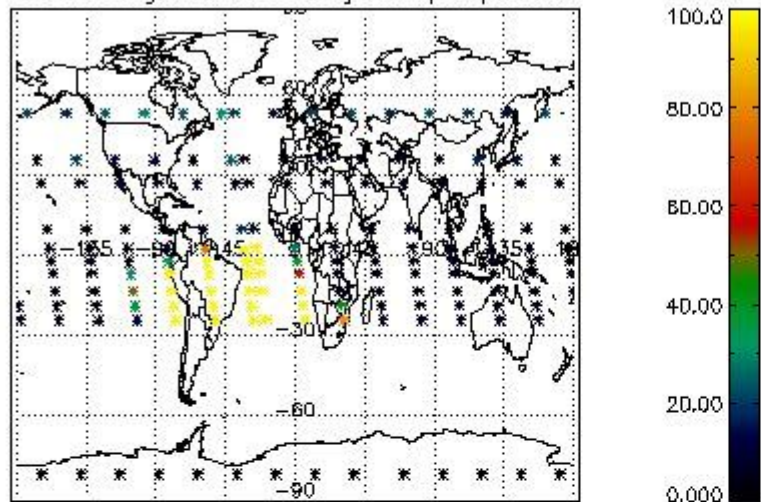
4.1.2 Plot level 1 quality information per product (time dependant): ENVI SAT DESCENDING passes



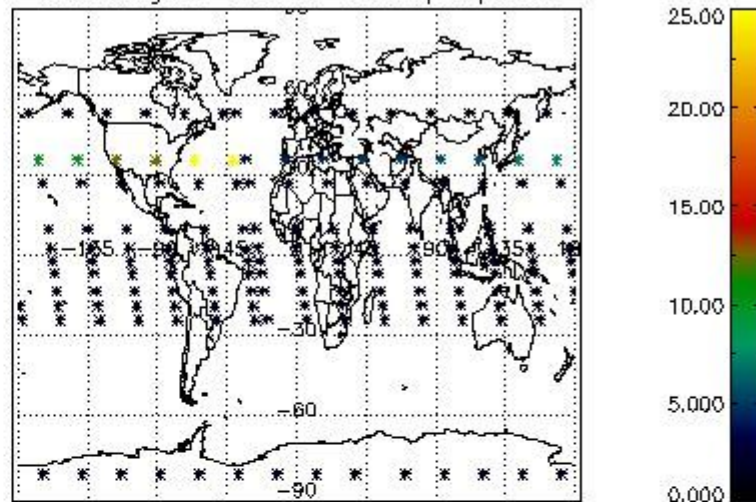
*4.2 Plot quality information per product coming from level 1b processing (world map)*

*4.2.1 Plot level 1 quality information per product (world map): ENVISAT ASCENDING passes*

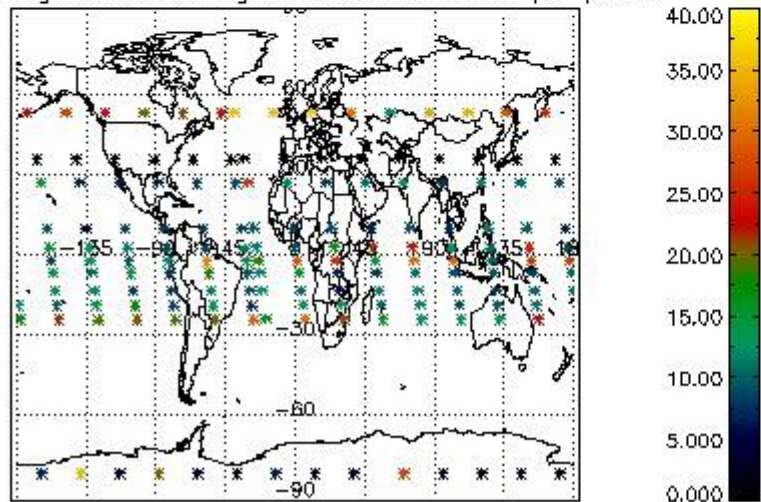
Percentage of cosmic ray hits per profile



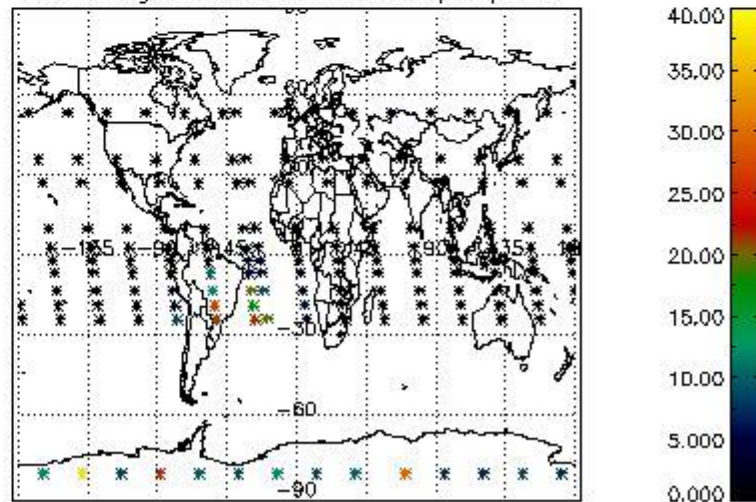
Percentage of datation errors per profile



Percentage of star falling outside central band per profile

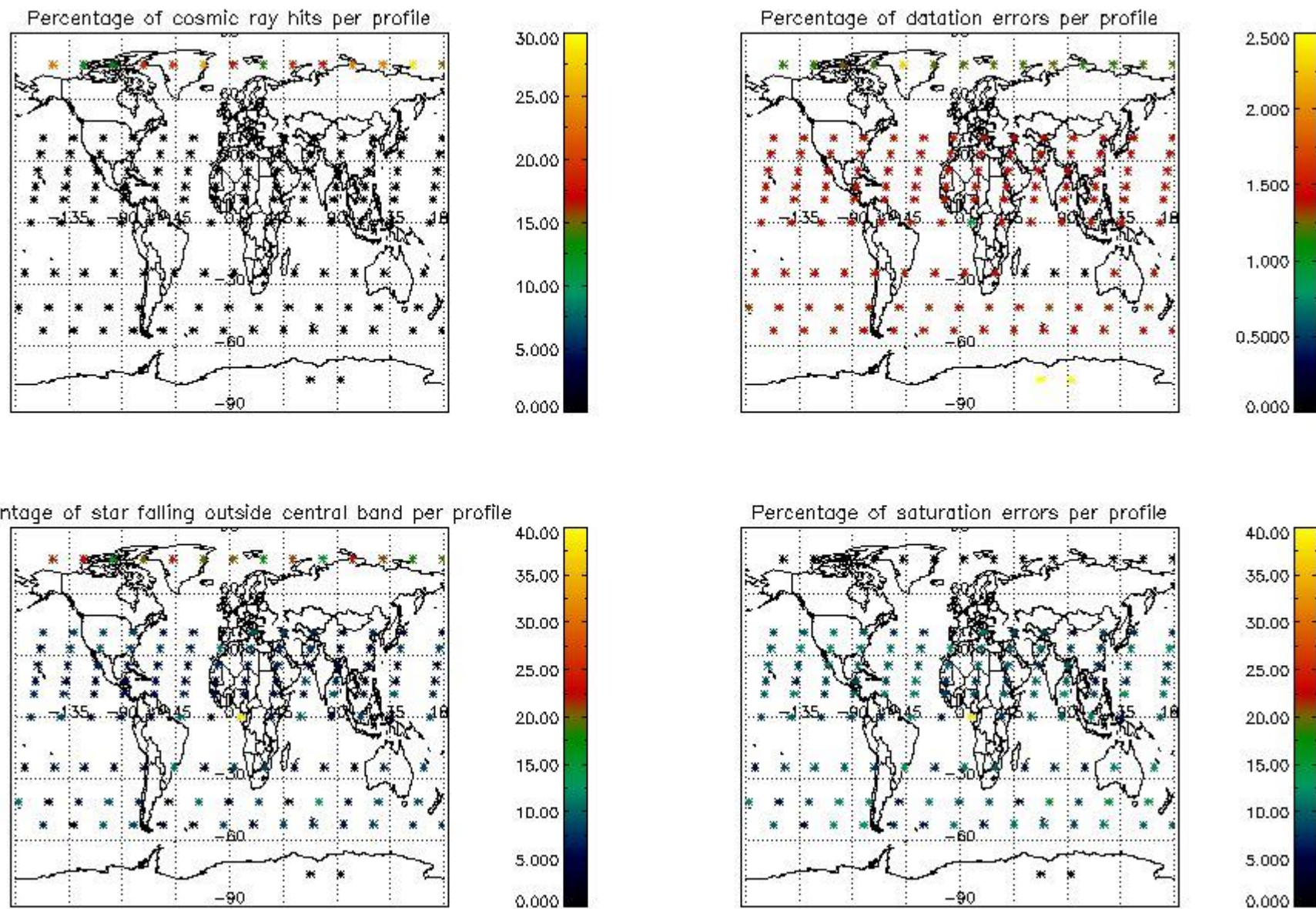


Percentage of saturation errors per profile



4.2.2 Plot level 1 quality information per product (world map): ENVISAT DESCENDING passes





## 5. Trace gas profiles

### 5.1 Ozone statistics based on quality of products

The final quality of the products can be "measured" using the STD (Standard Deviation) attached to every point profile. This information is written to the parameter GOM\_NL\_\_2P/NL\_LOCAL\_SPECIES\_DENSITY/o3\_std of the level 2 products. The table below shows the statistics for given STD ranges.

The statistics are given with respect to the overall valid production:

- Products without fatal errors: GOM\_NL\_\_2P/MPH/PRODUCT\_ERR=0
- Valid point profile: GOM\_NL\_\_2P/NL\_LOCAL\_SPECIES\_DENSITY/pcd(0)=0

The 'Criteria' is applied to valid points of dark limb products:

- Products in dark limb illumination condition: GOM\_NL\_\_2P/NL\_SUMMARY\_QUALITY/obs\_ill\_cond=0
- Products without fatal errors: GOM\_NL\_\_2P/MPH/PRODUCT\_ERR=0
- Valid point profile: GOM\_NL\_\_2P/NL\_LOCAL\_SPECIES\_DENSITY/pcd(0)=0

So, the table below shows the percentage of dark limb and valid observations for each criteria with respect to the overall valid daily observations.

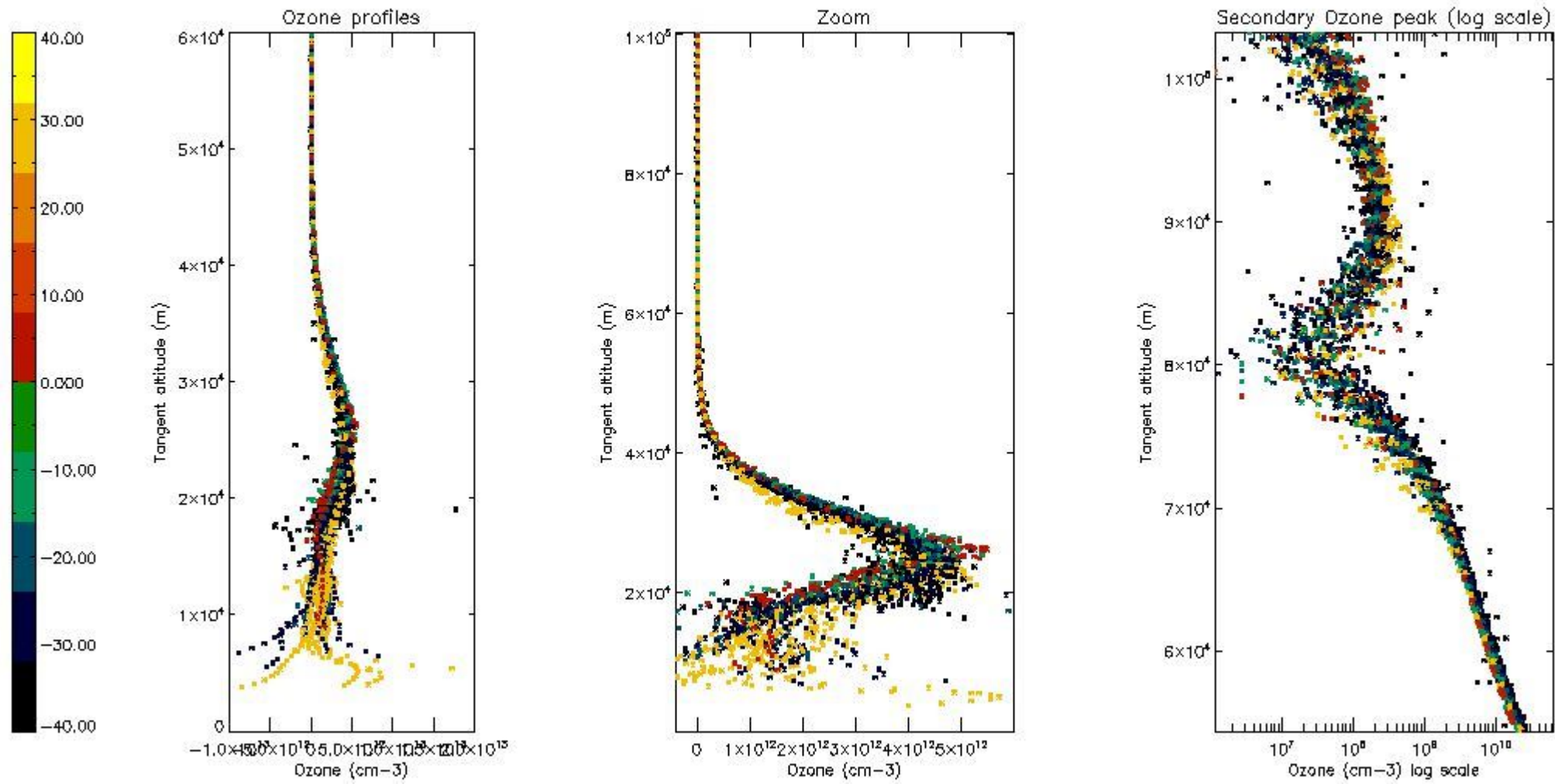
Criteria	% of total production
All STD	45
STD < 20	30



STD < 10	25
STD < 5	18

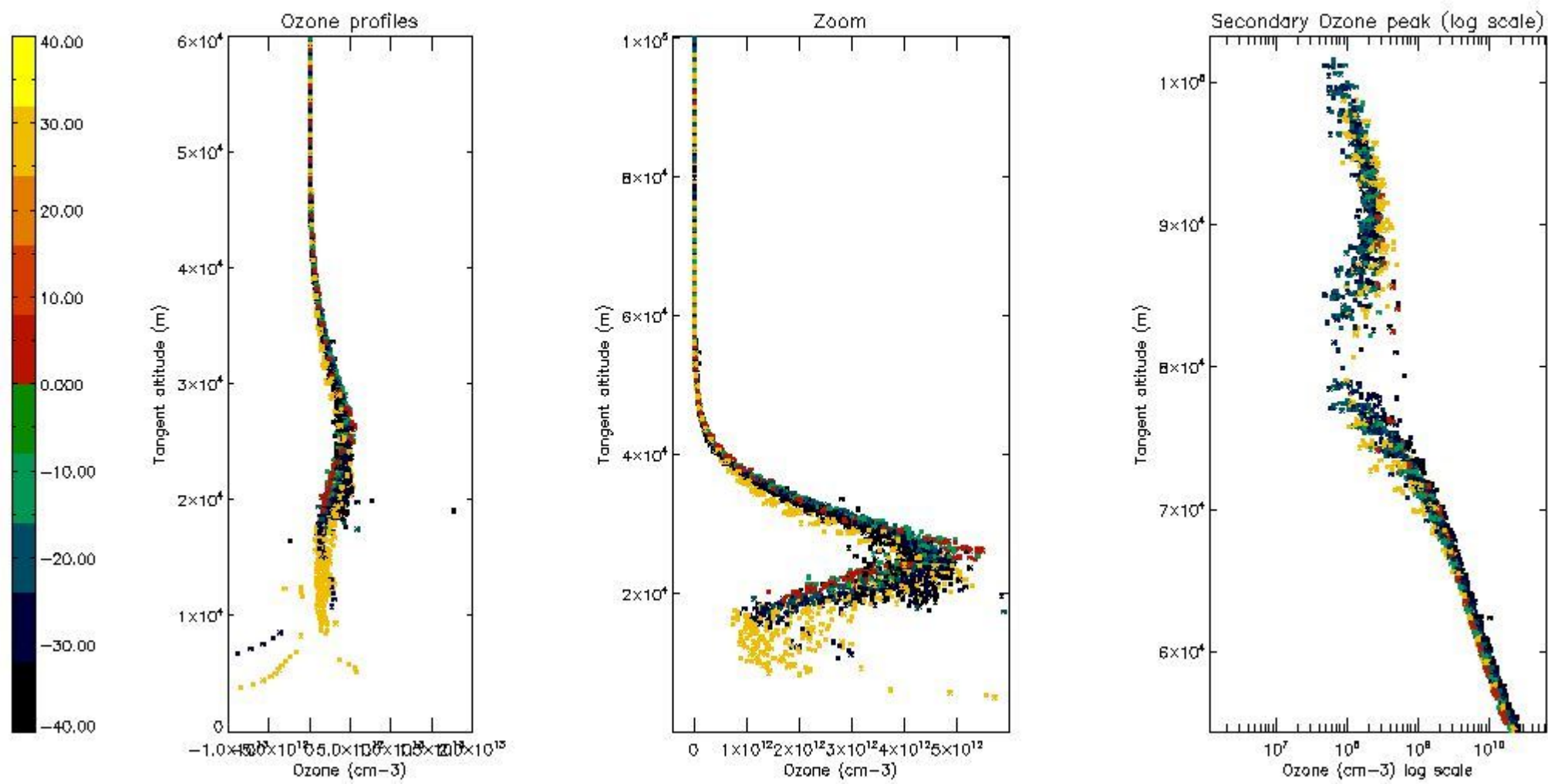
5.2 Plot ozone profiles for all STD (dark without errors)

The colorbar represents the latitude.



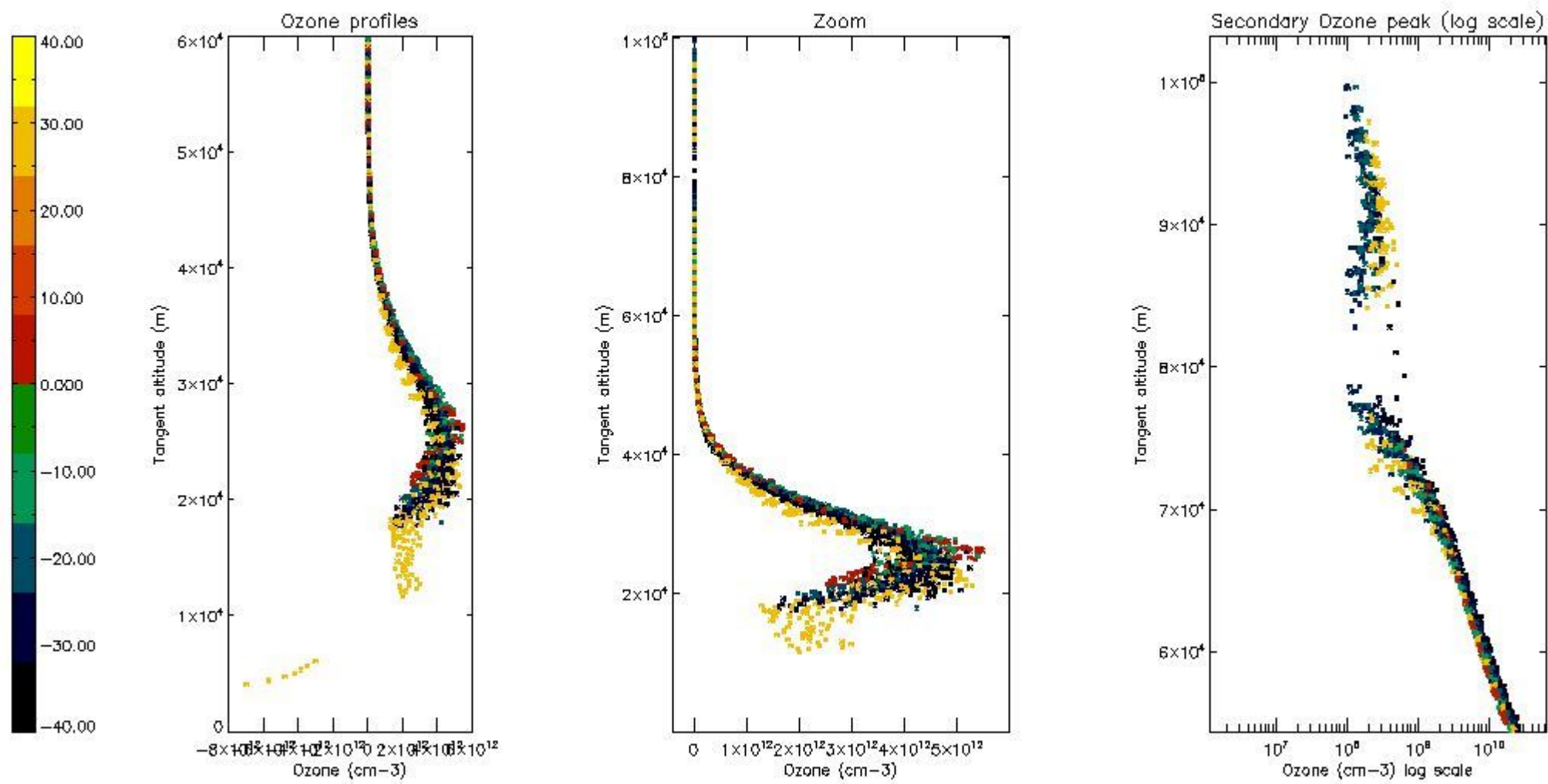
5.3 Plot ozone profiles where STD < 20% (dark without errors)

The colorbar represents the latitude.



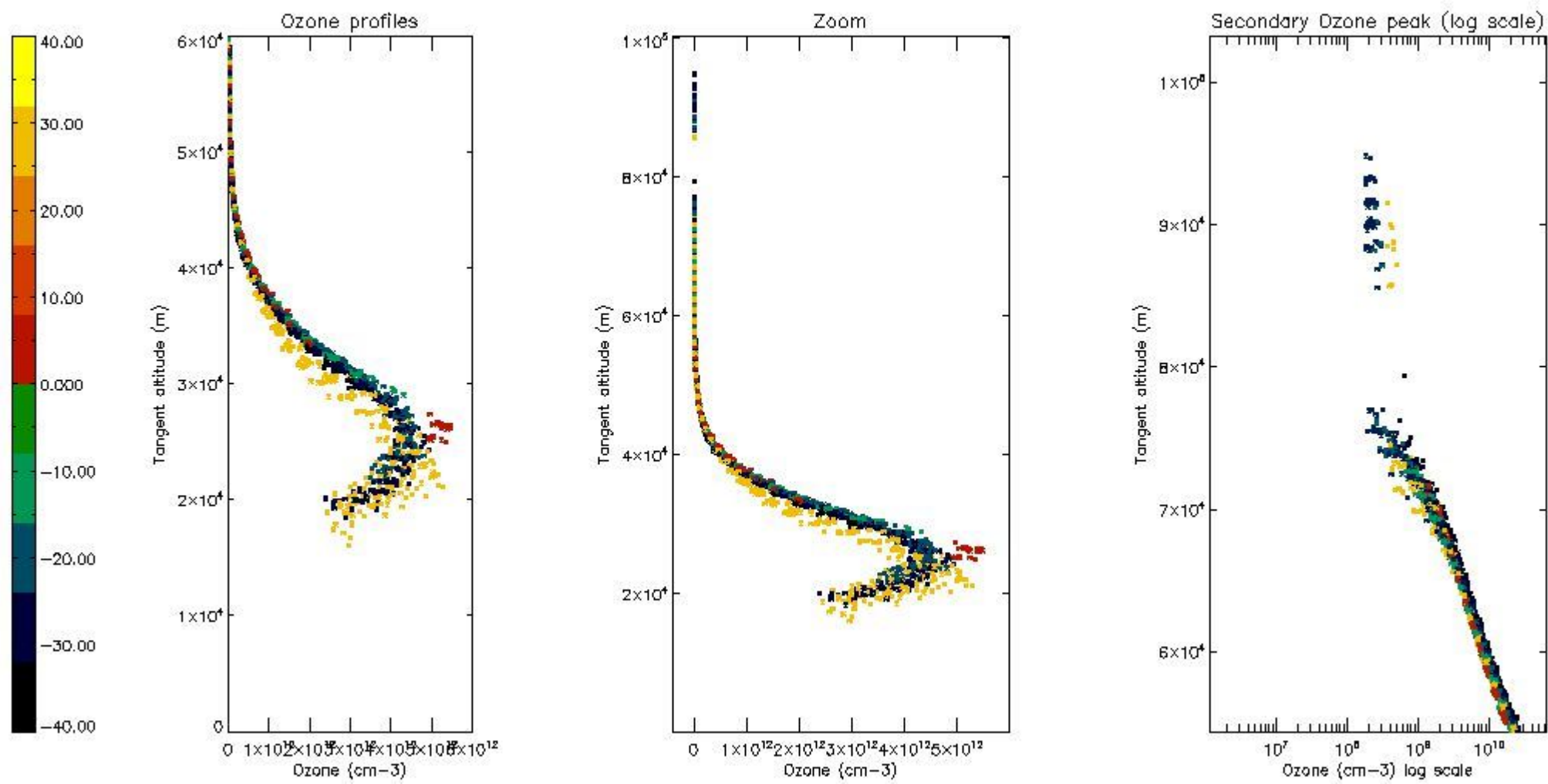
*5.4 Plot ozone profiles where  $STD < 10\%$  (dark without errors)*

The colorbar represents the latitude.



*5.5 Plot ozone profiles where STD < 5% (dark without errors)*

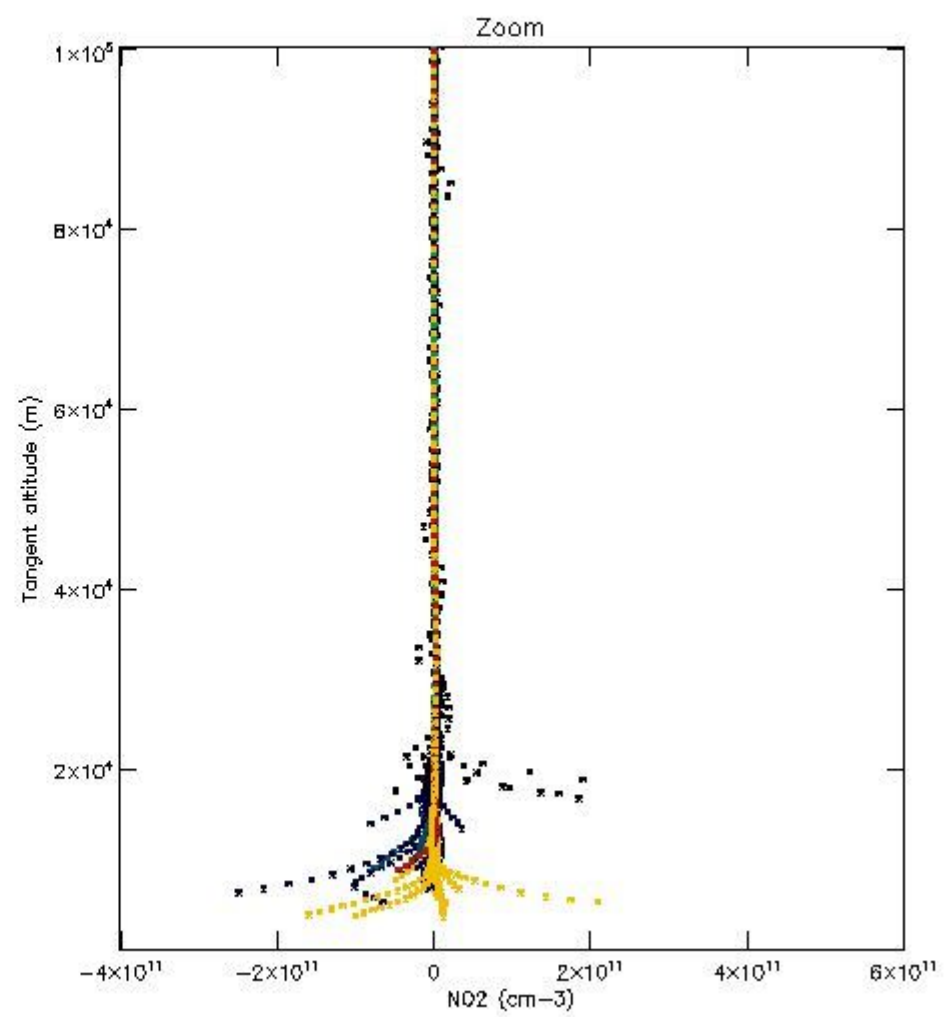
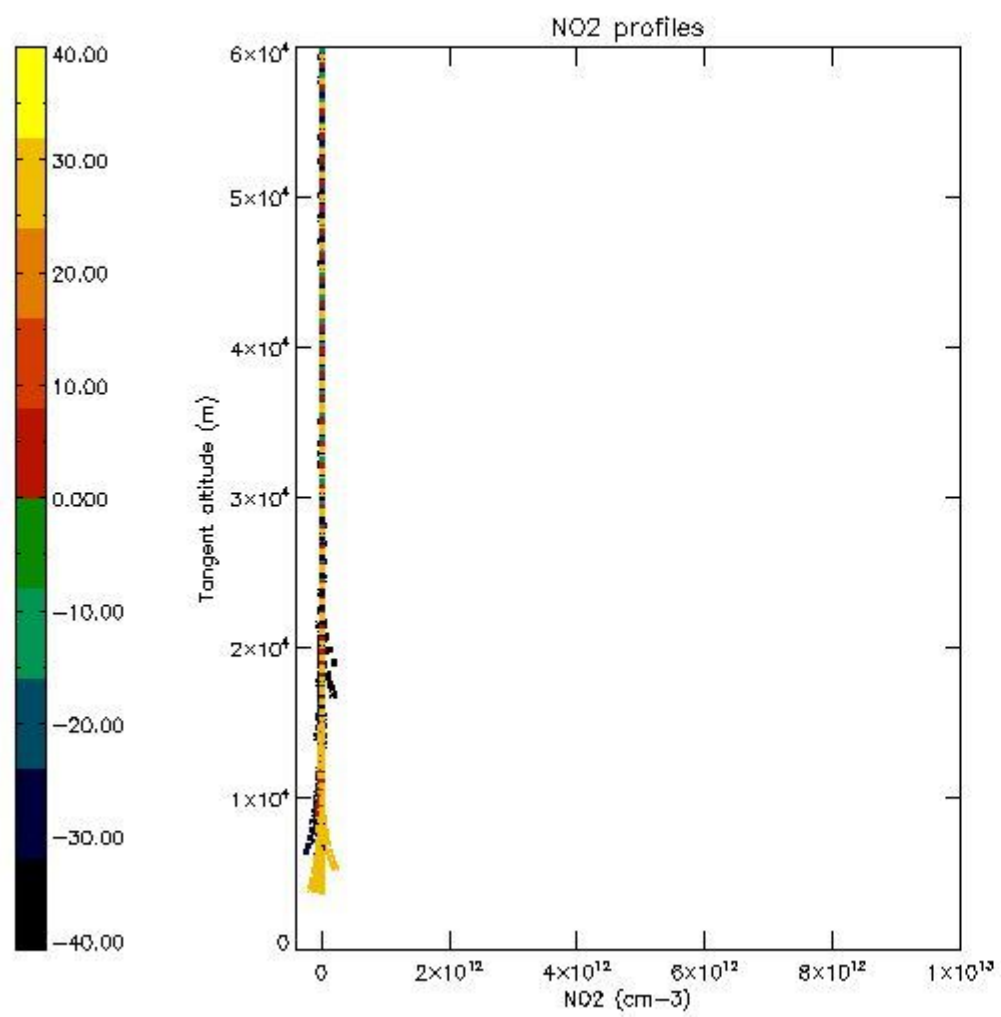
The colorbar represents the latitude.



*5.6 Plot NO<sub>2</sub> profiles for all STD (dark without errors)*

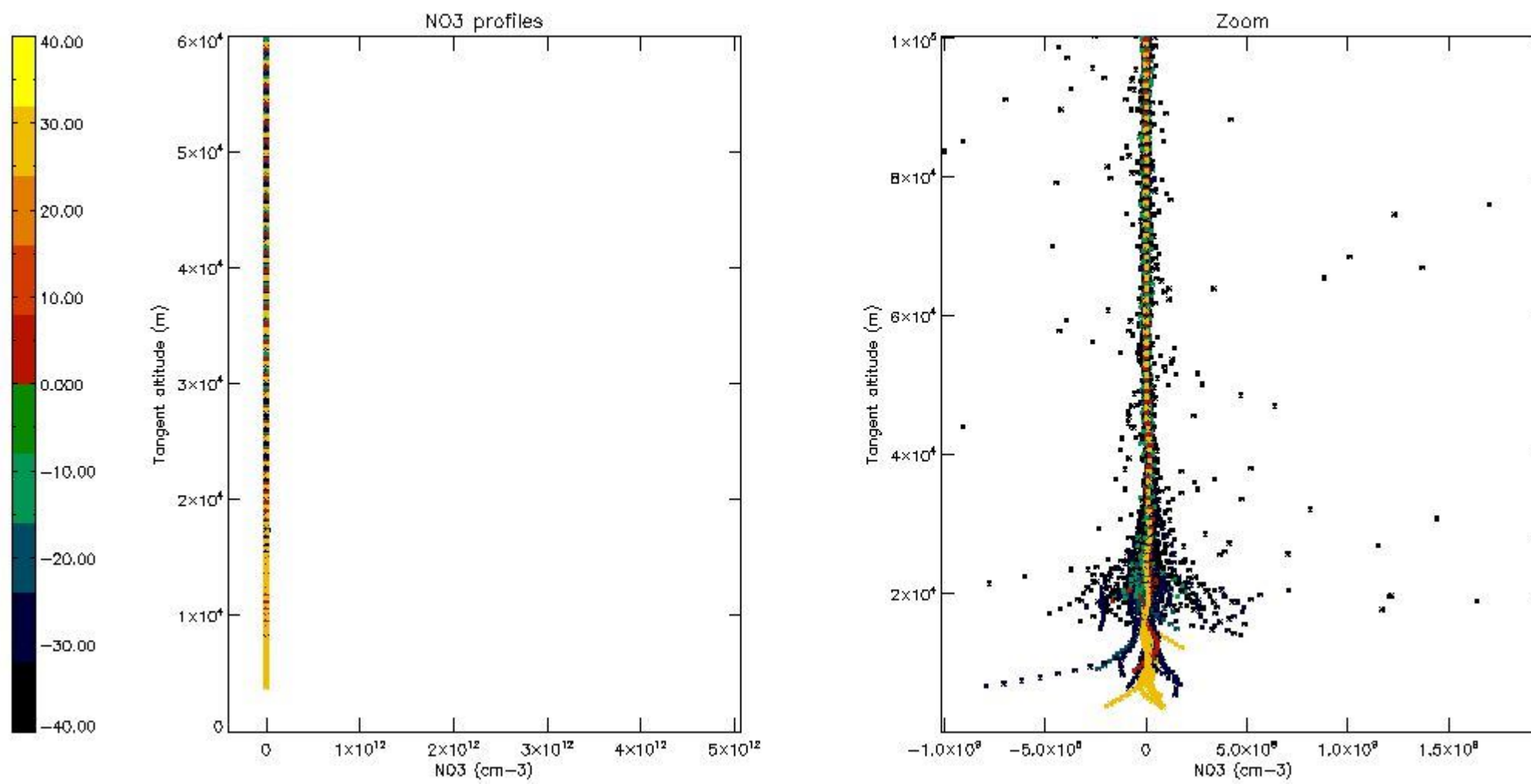
The colorbar represents the latitude.





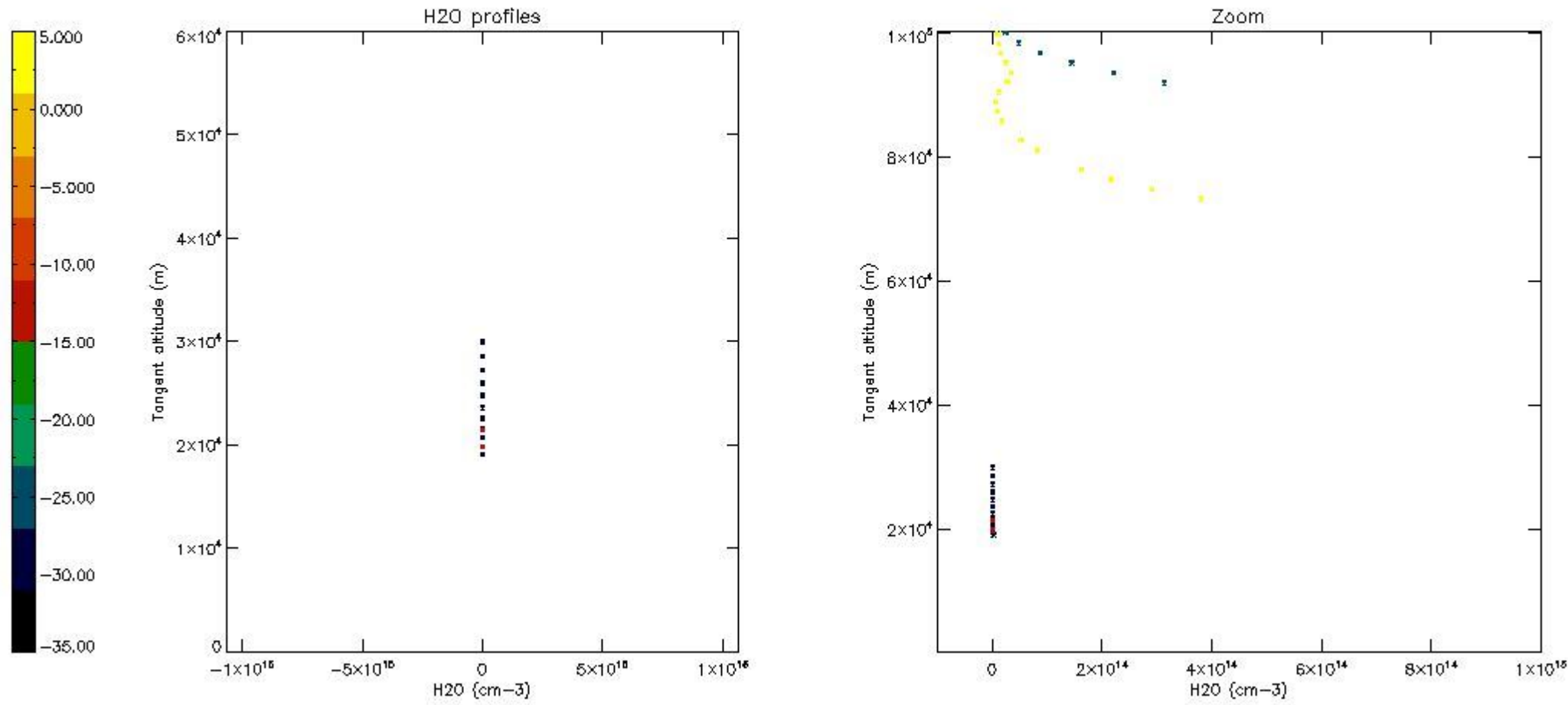
*5.7 Plot NO3 profiles for all STD (dark without errors)*

The colorbar represents the latitude.



5.8 Plot H<sub>2</sub>O profiles for all STD (only for occultations of stars 1,2,3,4,13,14,16,26,63 dark without errors)

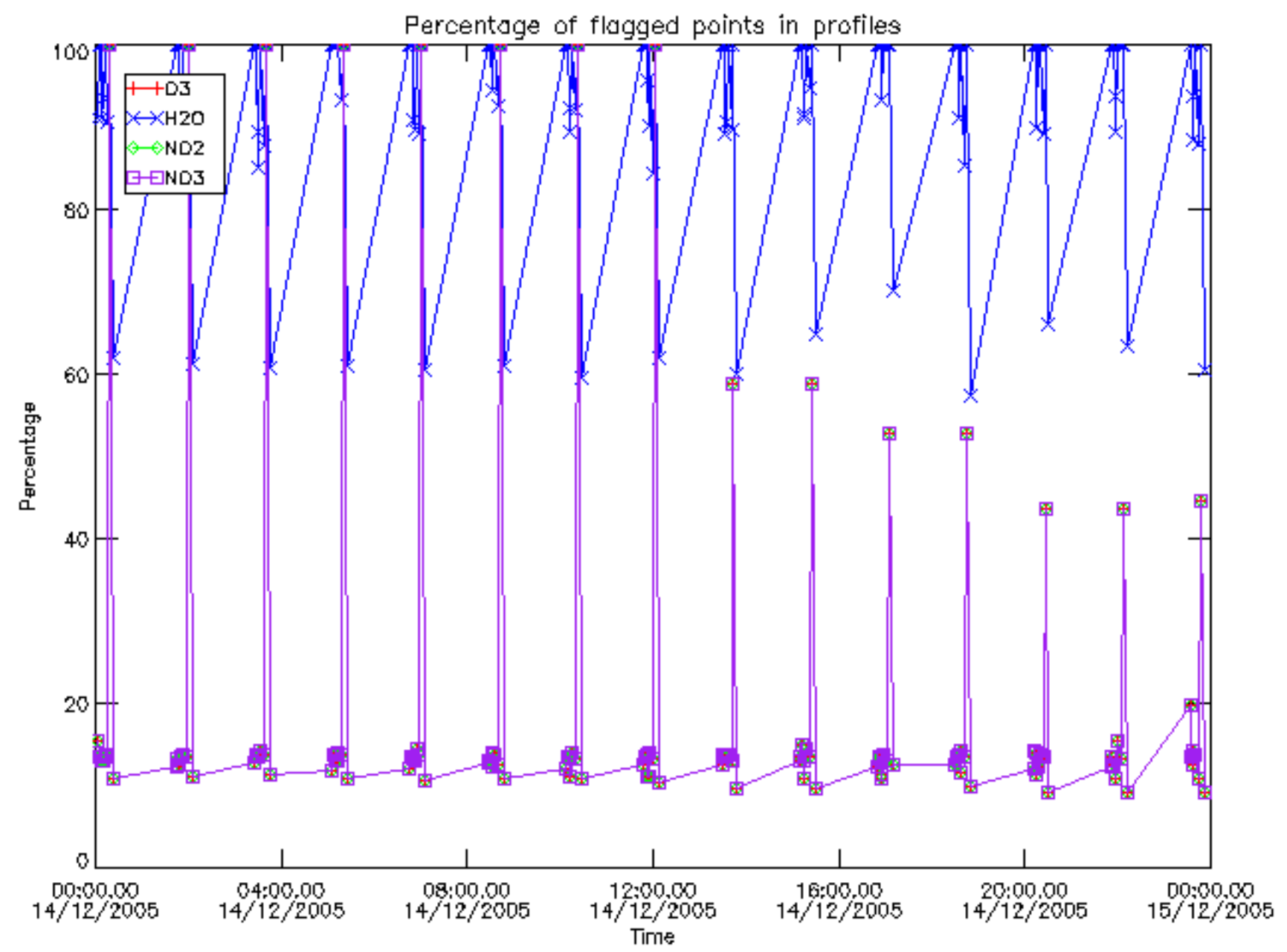
The colorbar represents the latitude.



## 6. Auxiliary Data Files used for the production reported in section 2

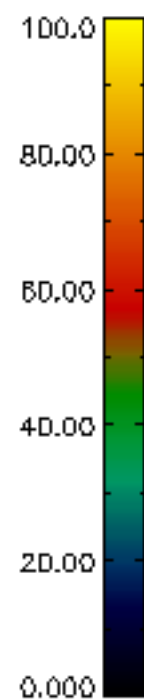
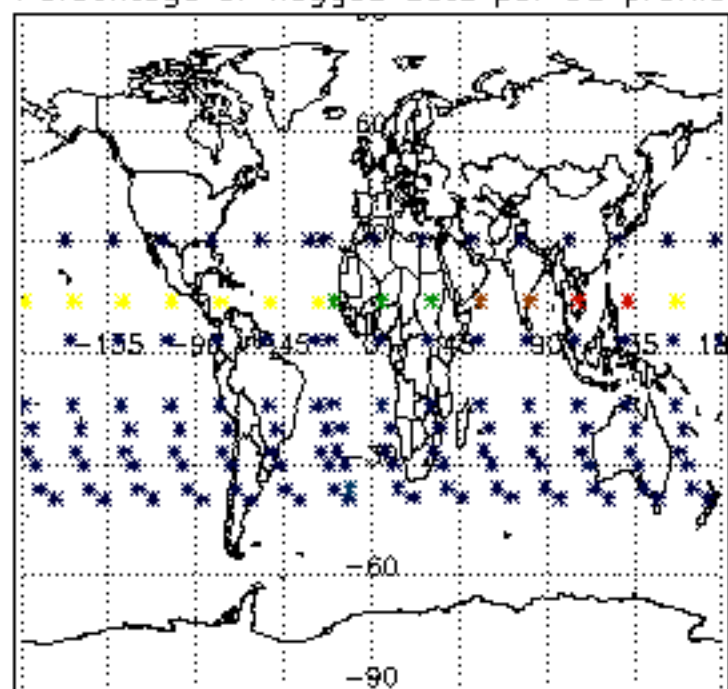
The number reported in the third column indicates since which file (see list in section 2) the corresponding auxiliary file has been used. The fourth column is the date of those product files.

Type	Auxiliary Filename	Used since product	Used since product date
INST_PHYS_CHARACTERISTICS	GOM_INS_AXVIEC20091111_143220_20030716_120000_20500101_000000	1	14-DEC-2005 00:02:04
LEVEL-2_PROC_CONFIG	GOM_PR2_AXVIEC20091111_152718_20020301_000000_20500101_000000	1	14-DEC-2005 00:02:04
CROSS_SECTIONS_FILE	GOM_CRS_AXVIEC20091111_154832_20020301_000000_20500101_000000	1	14-DEC-2005 00:02:04

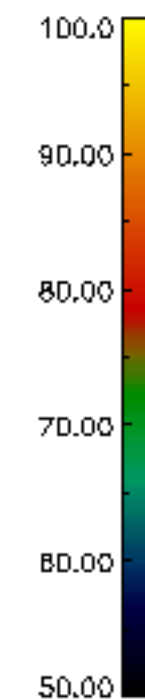
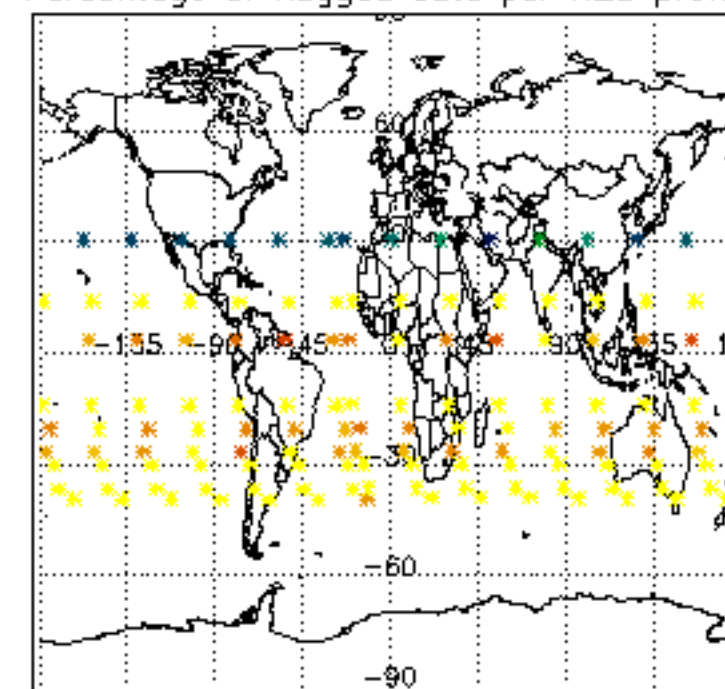




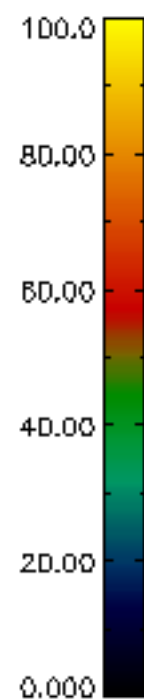
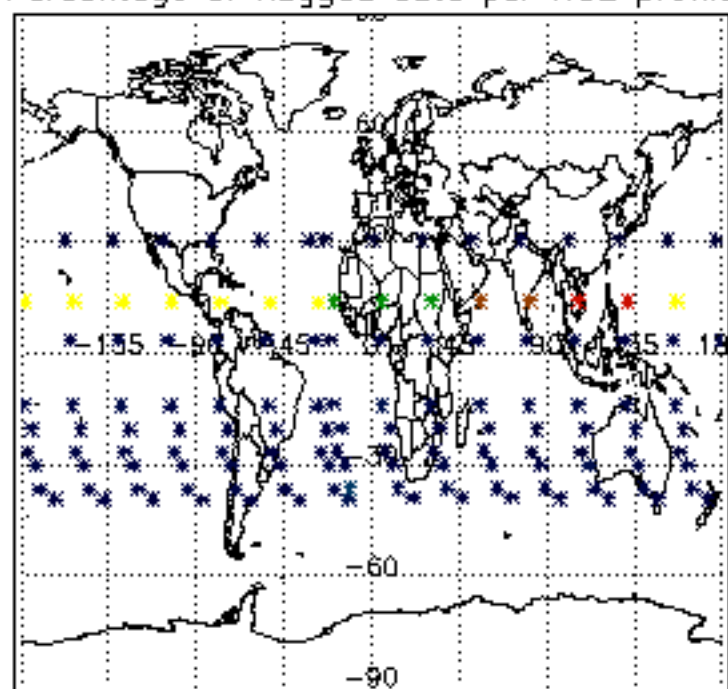
Percentage of flagged data per D3 profile



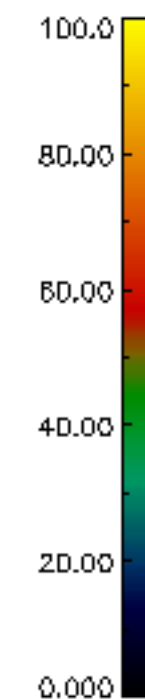
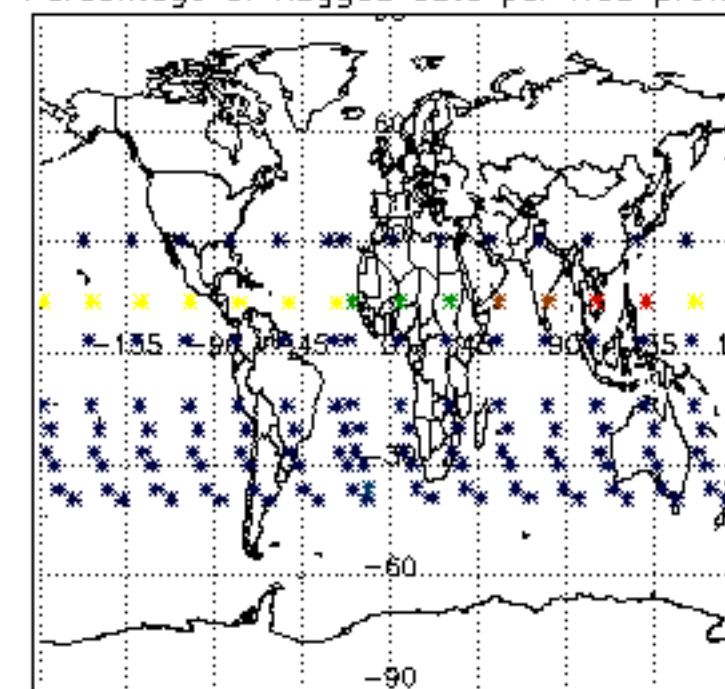
Percentage of flagged data per H2O profile

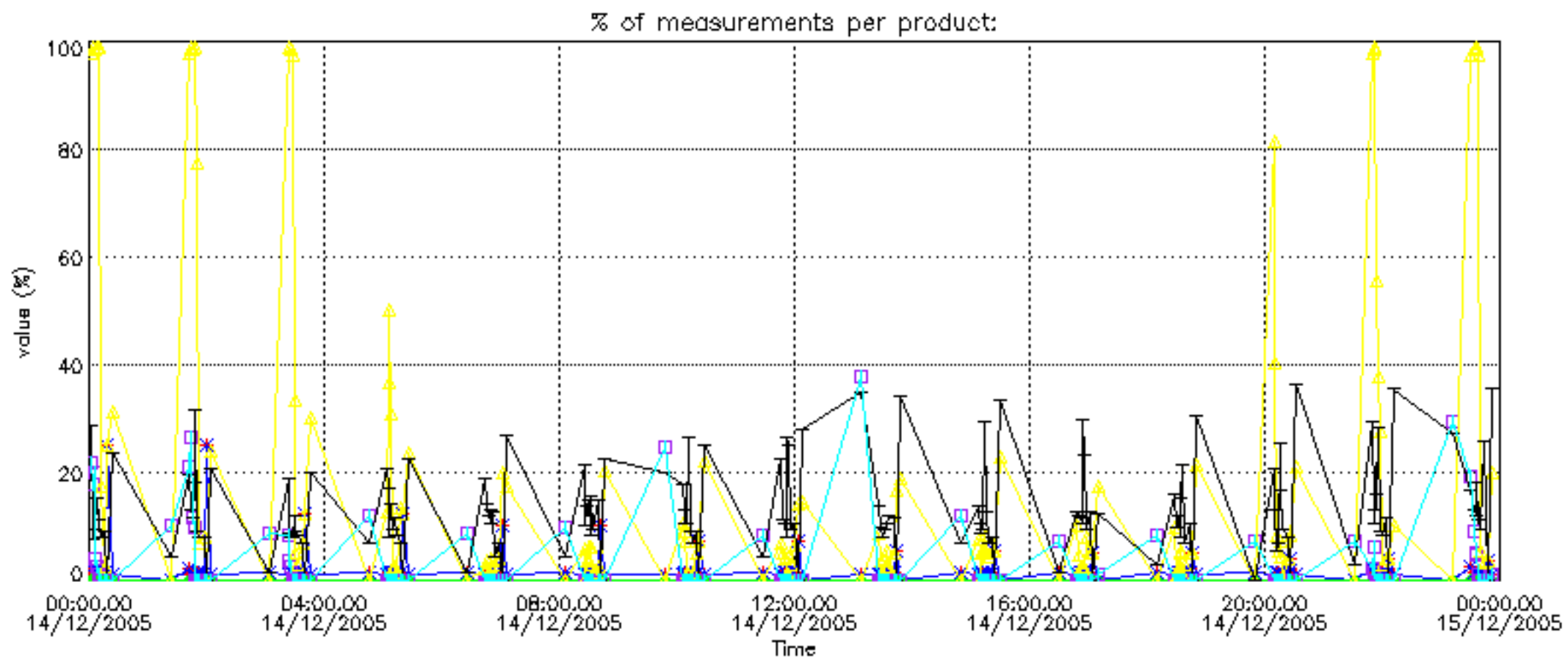
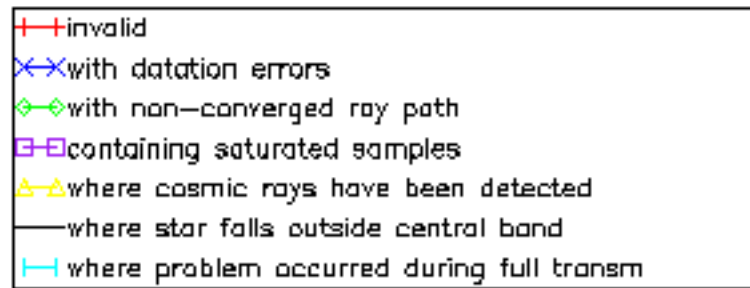


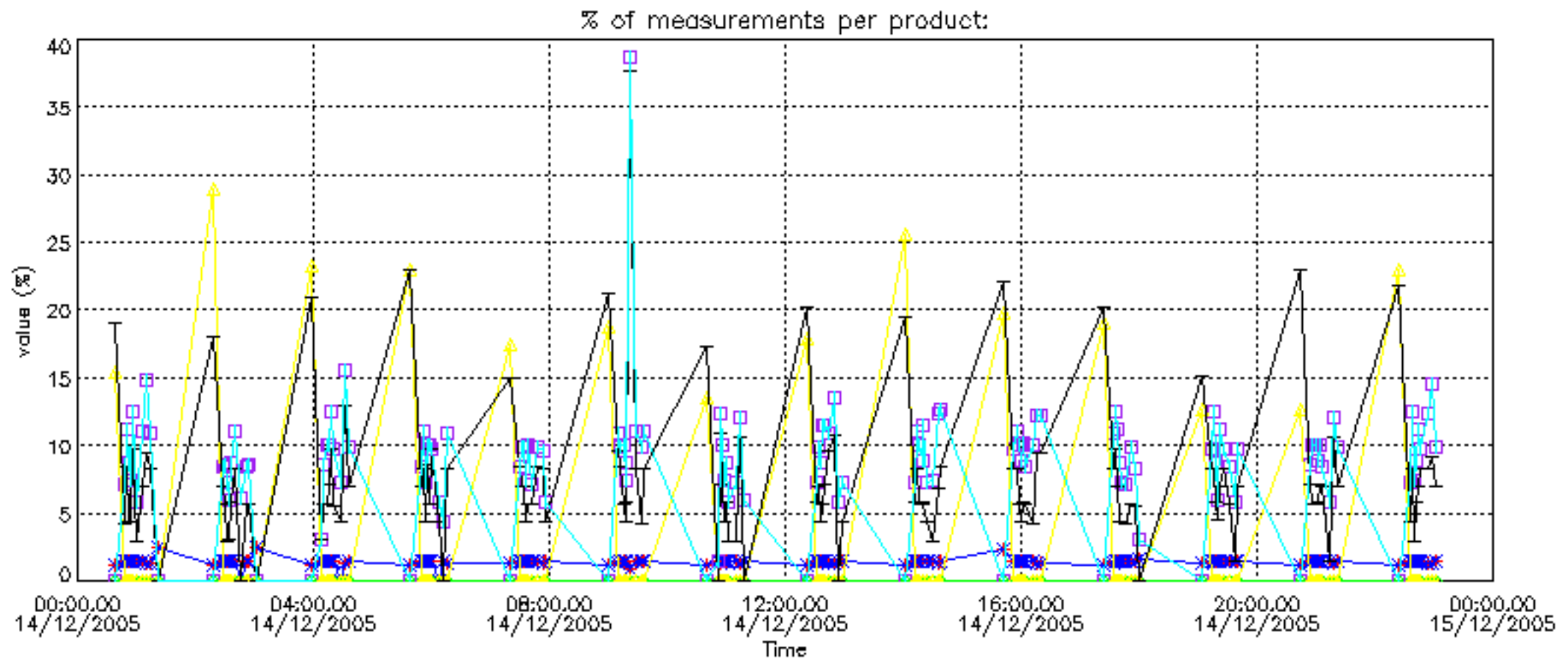
Percentage of flagged data per NO2 profile



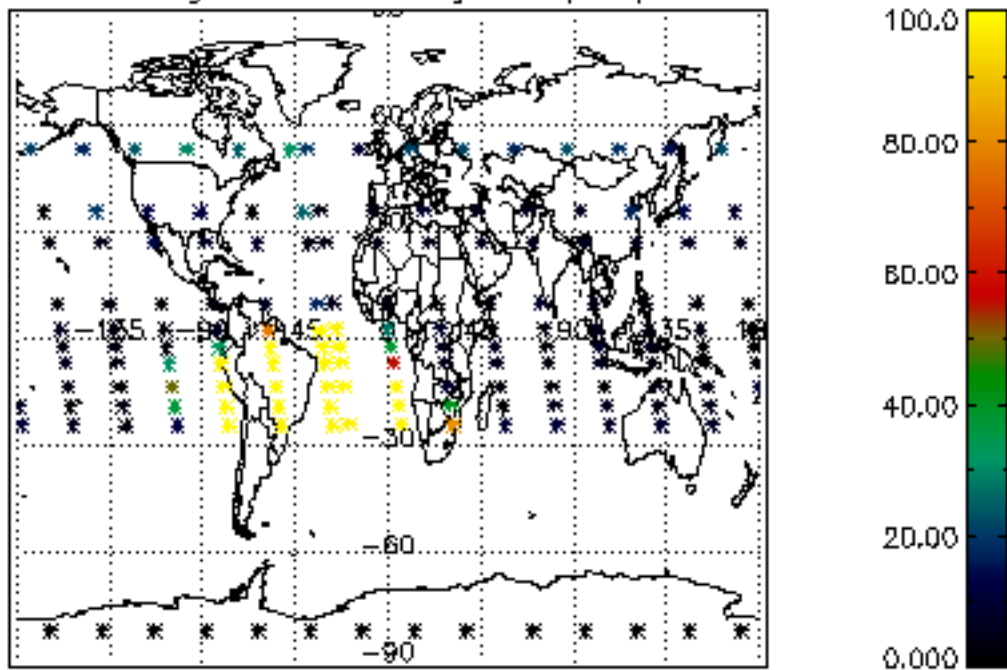
Percentage of flagged data per NO3 profile



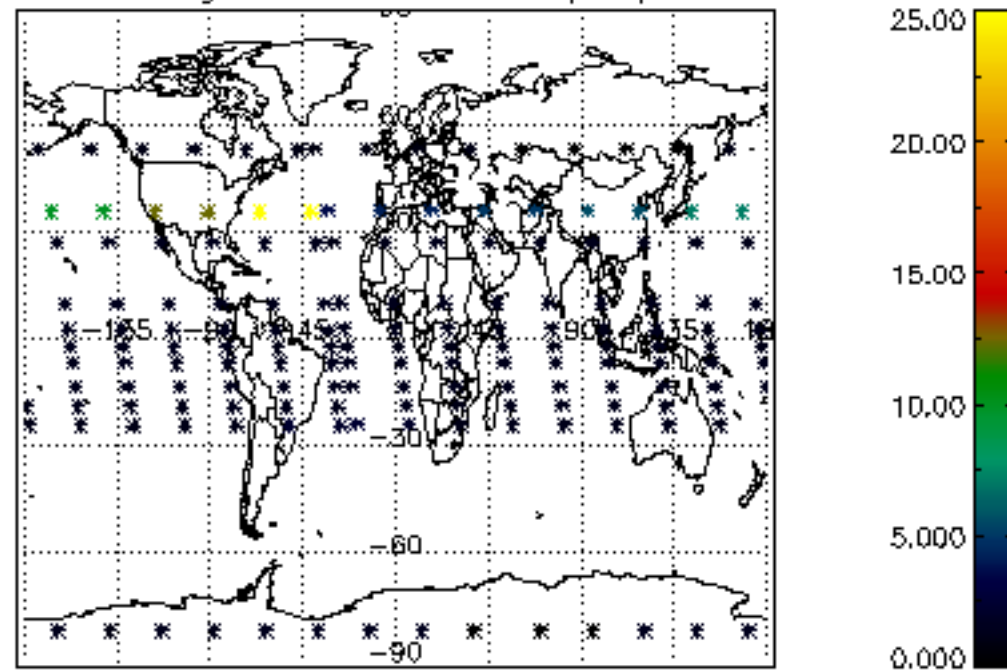




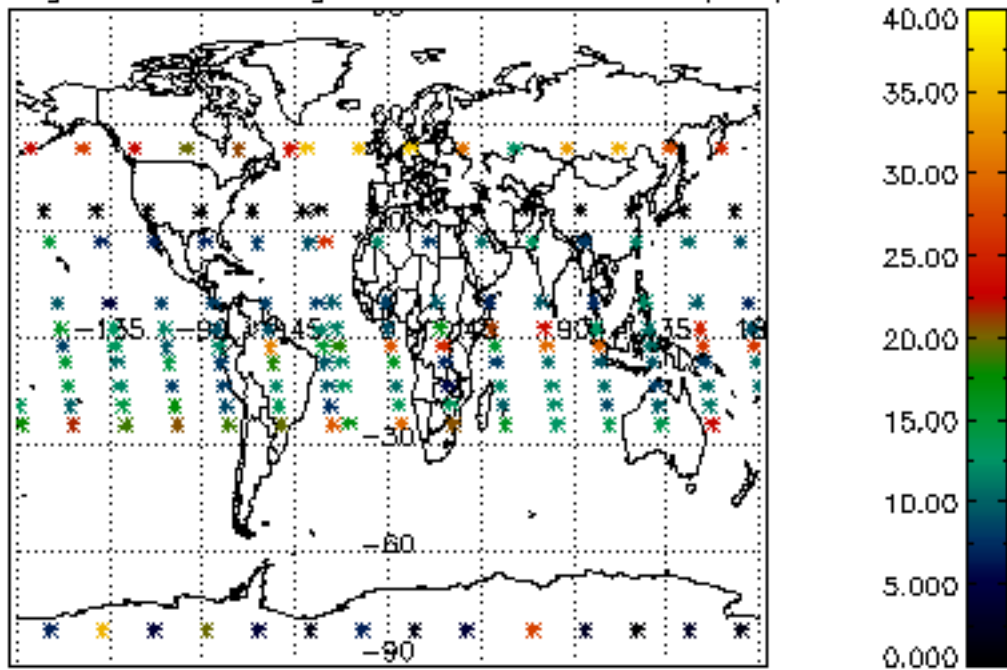
Percentage of cosmic ray hits per profile



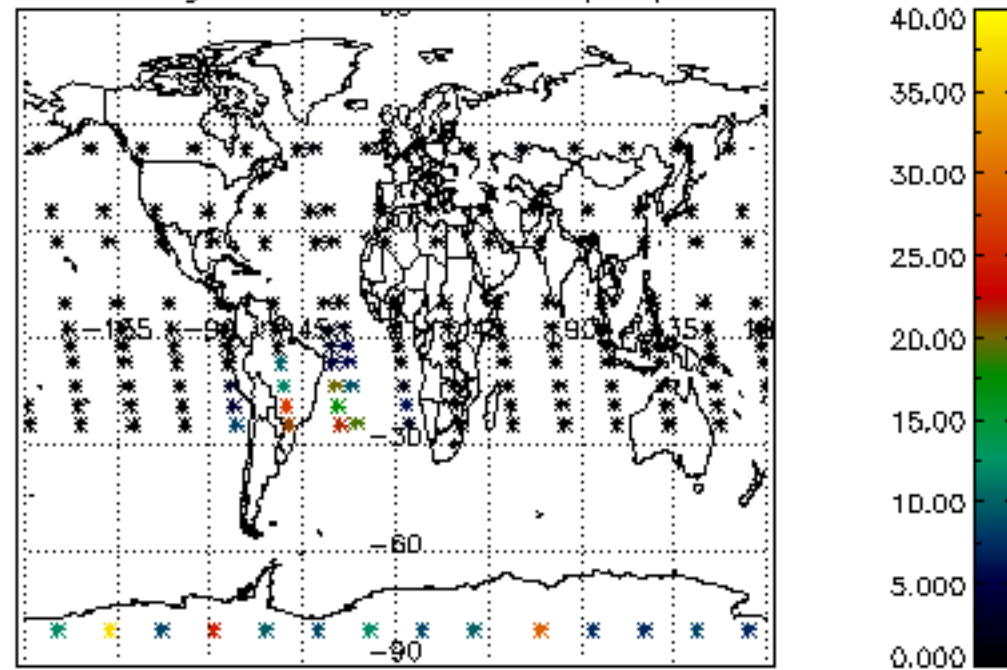
Percentage of datation errors per profile



Percentage of star falling outside central band per profile

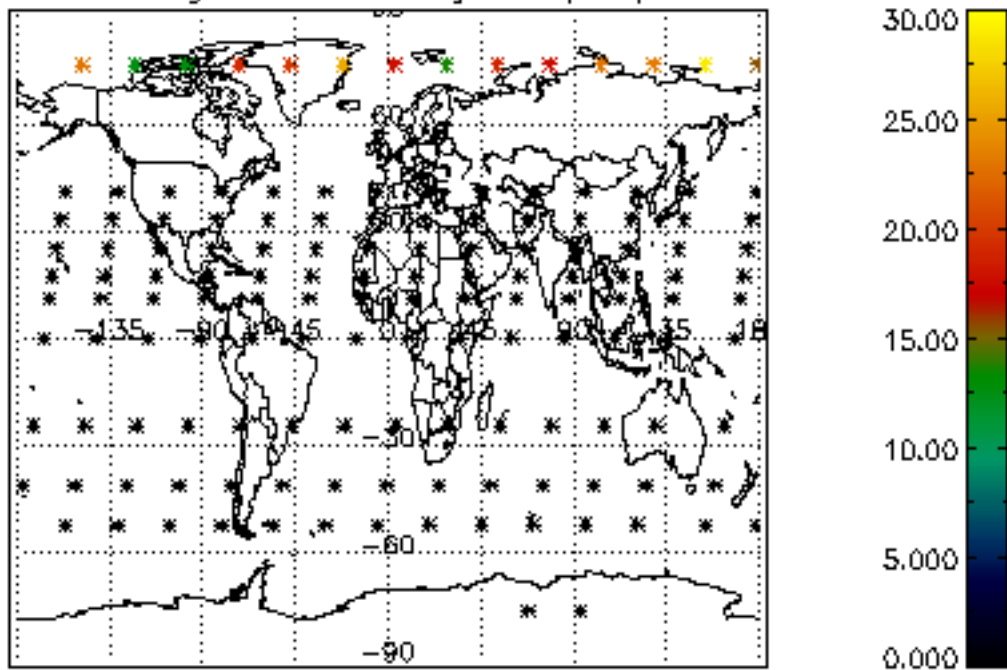


Percentage of saturation errors per profile

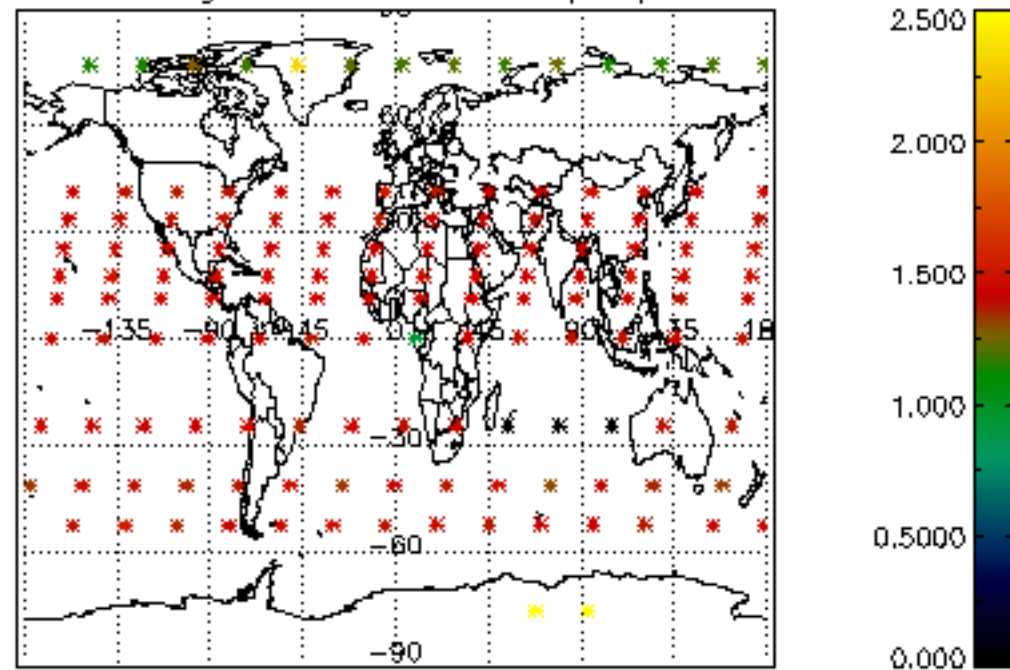




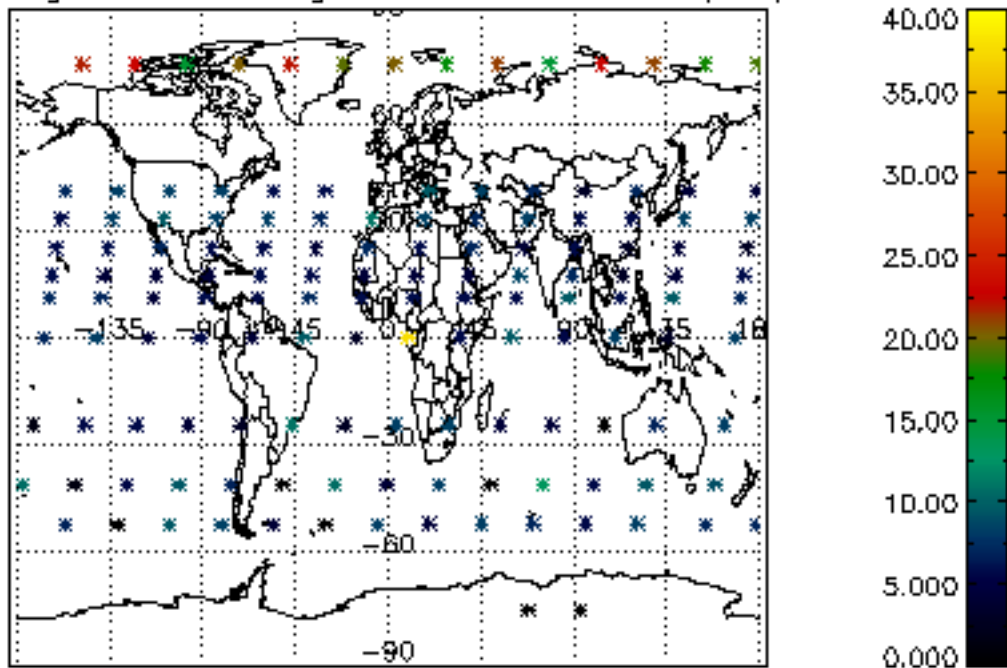
Percentage of cosmic ray hits per profile



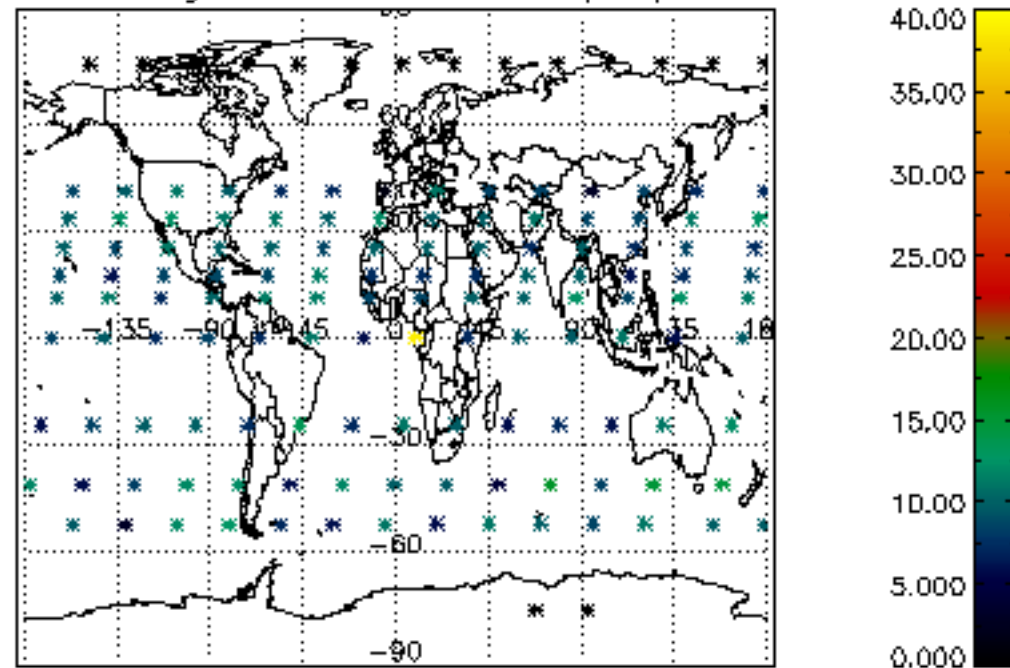
Percentage of datation errors per profile

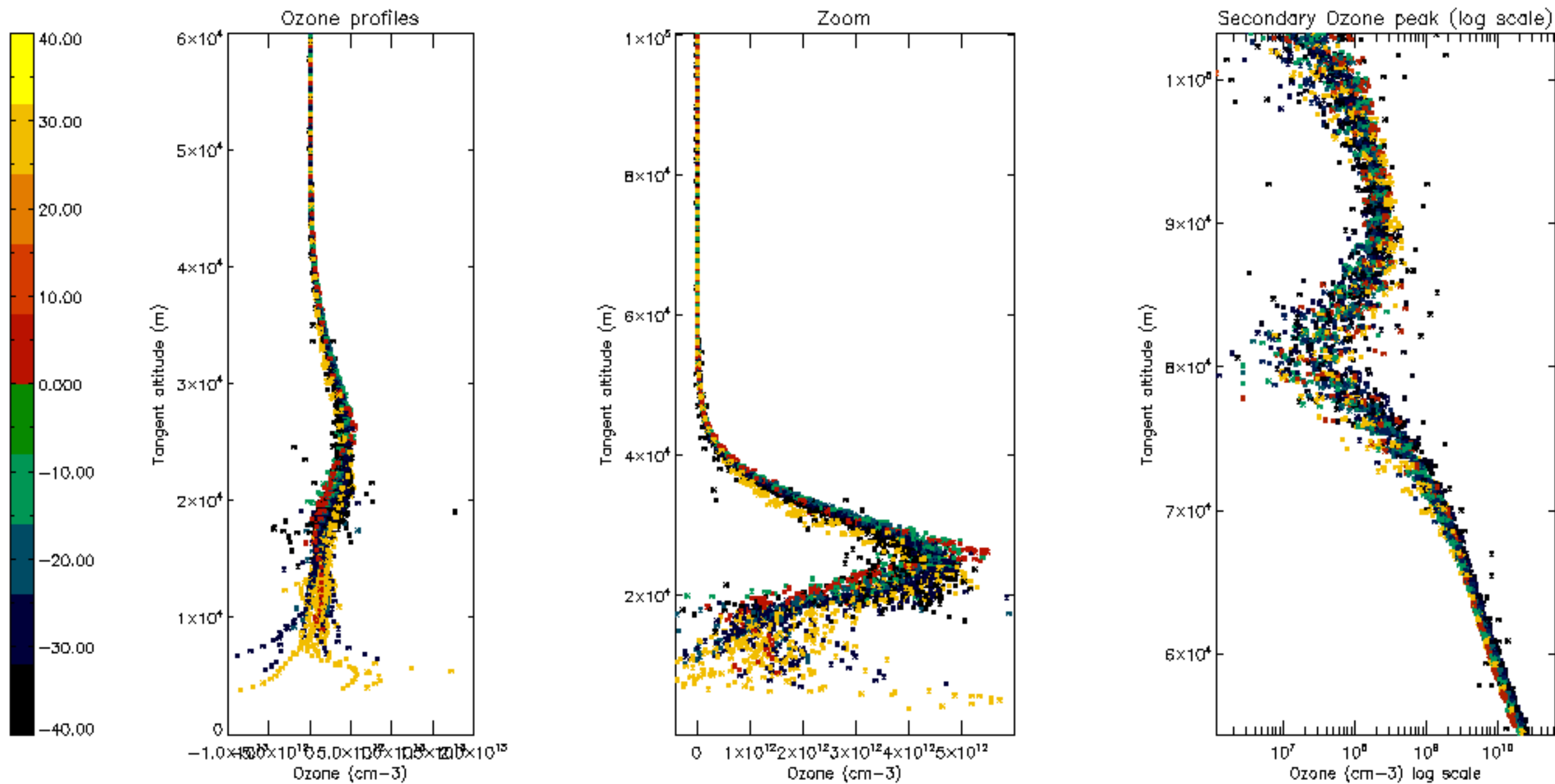


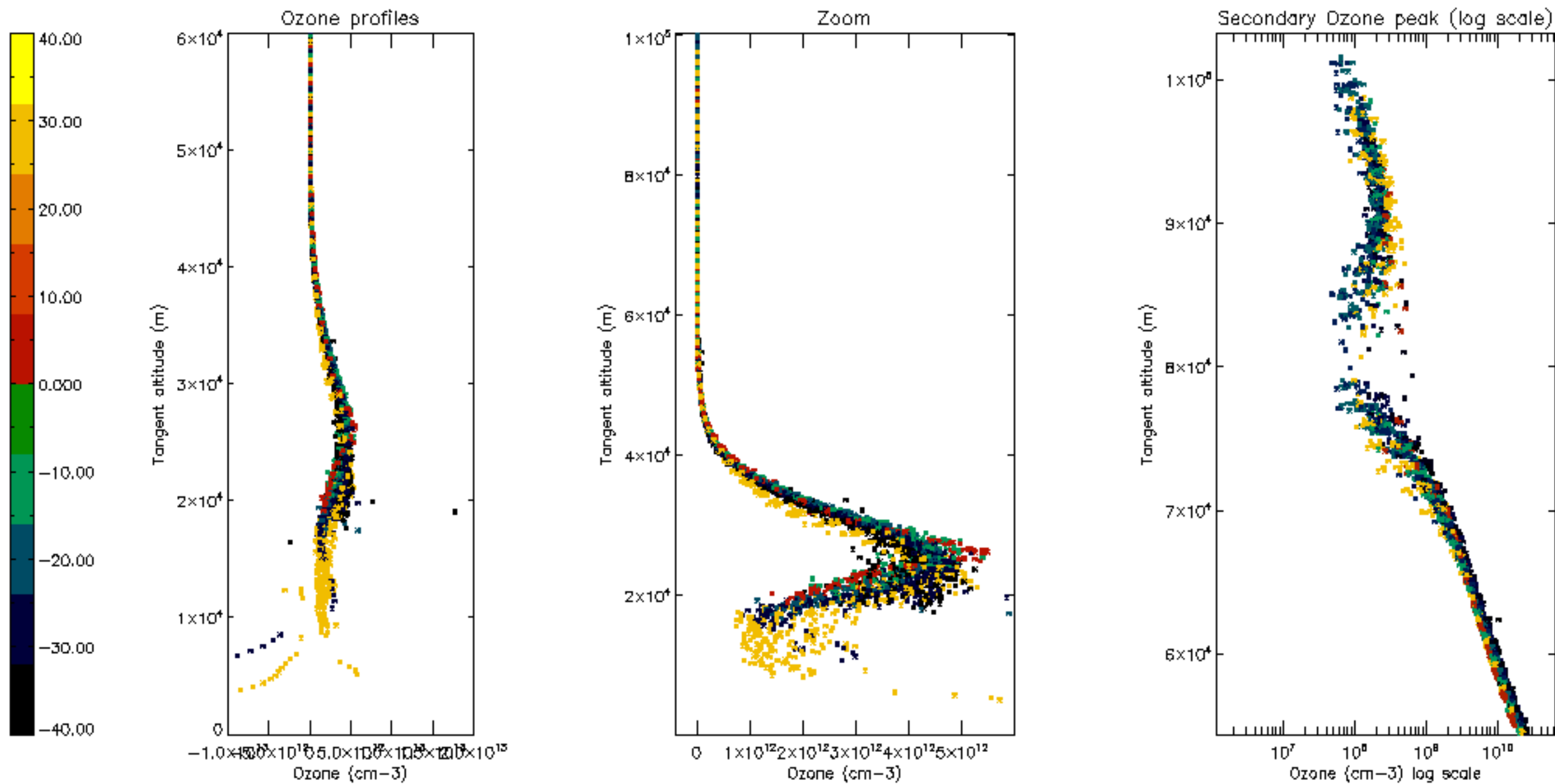
Percentage of star falling outside central band per profile

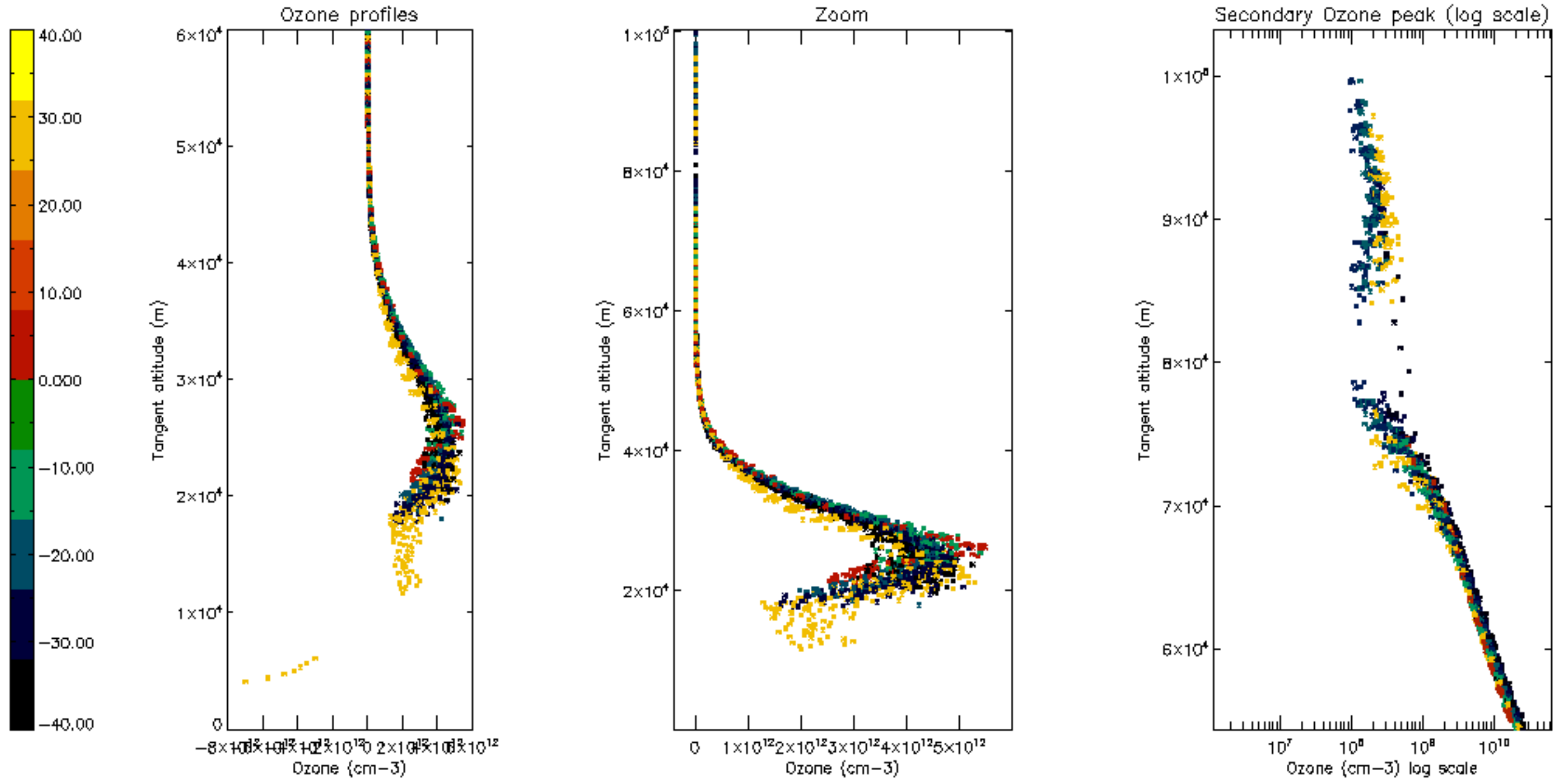


Percentage of saturation errors per profile

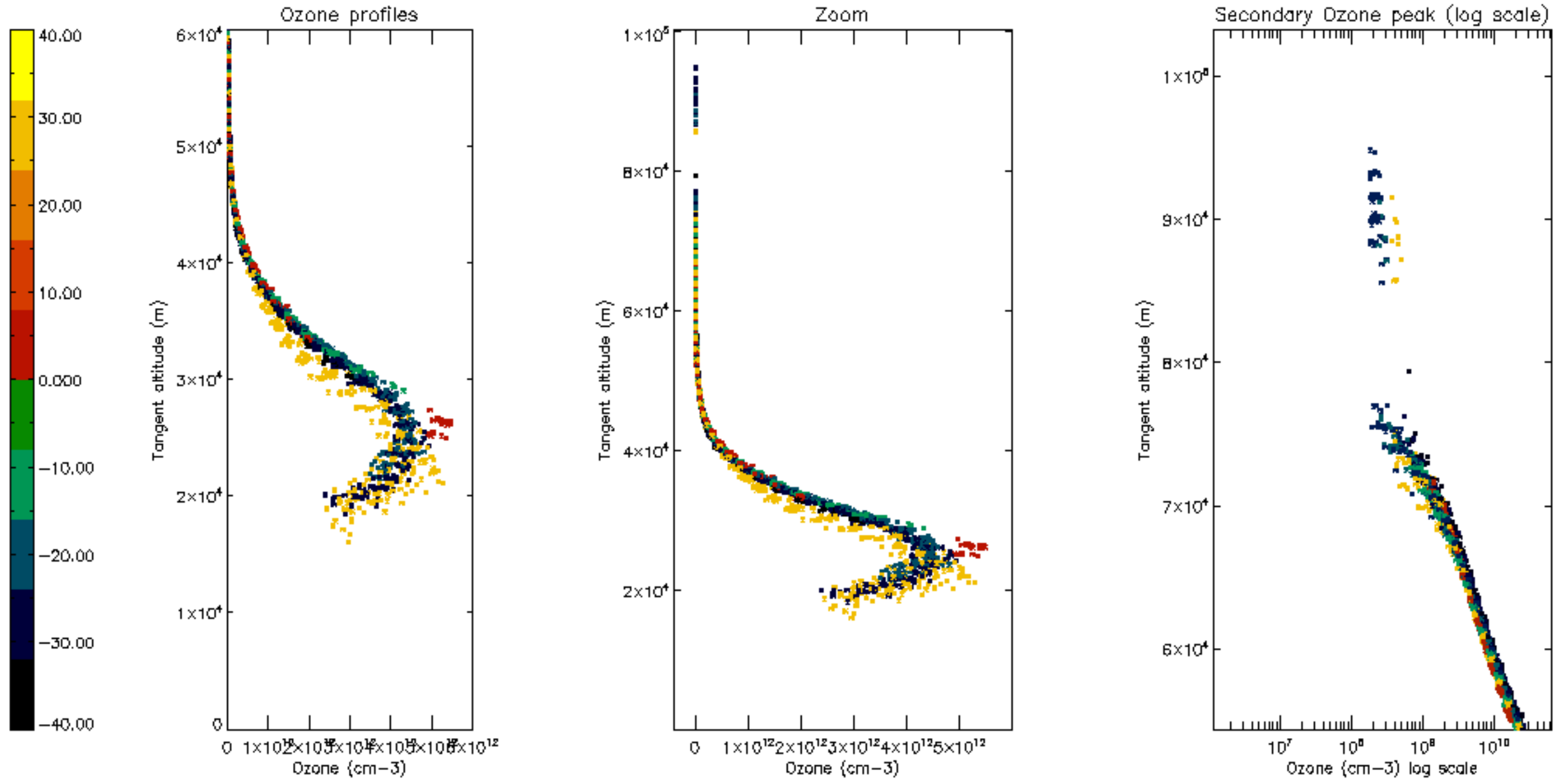


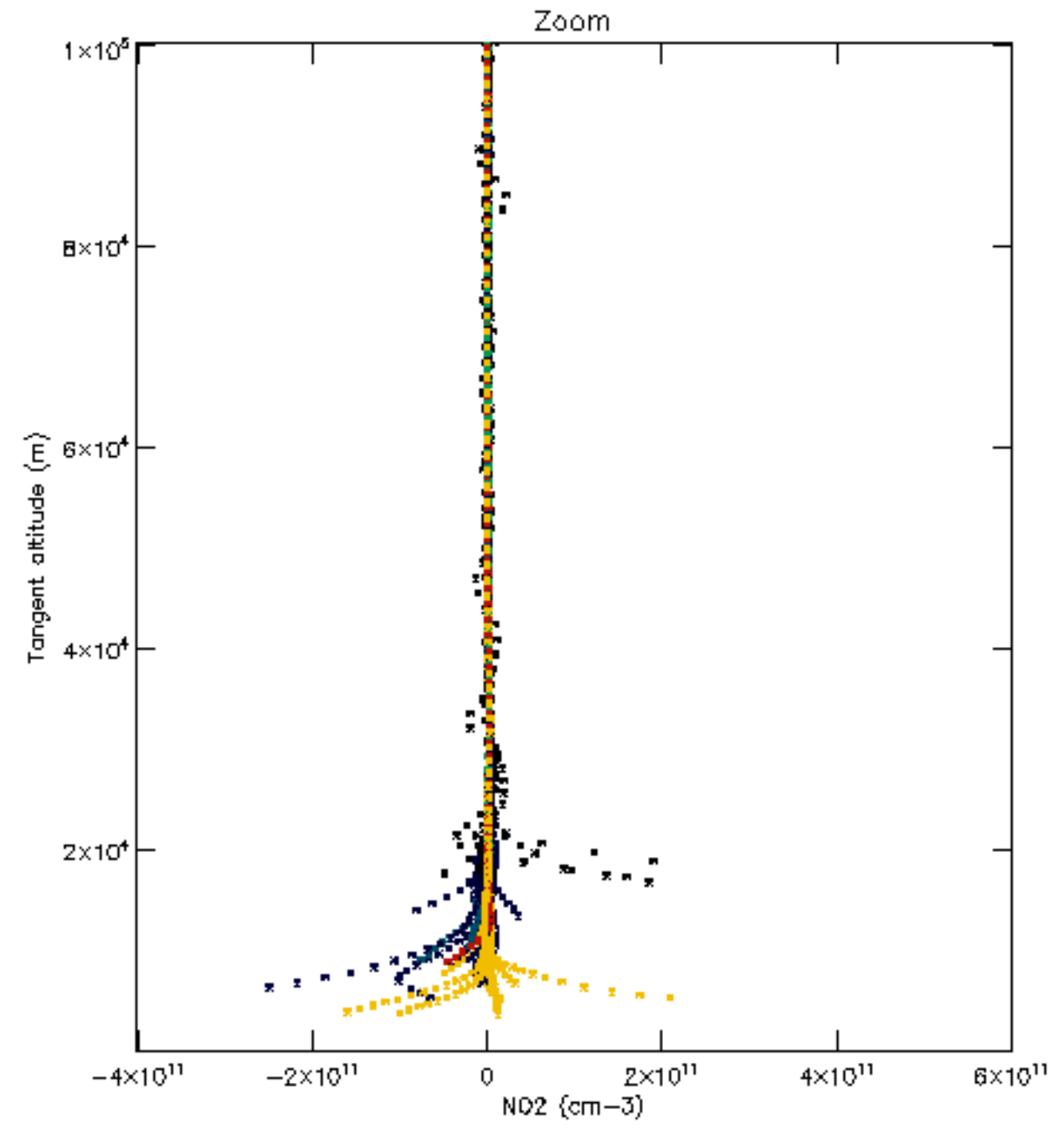
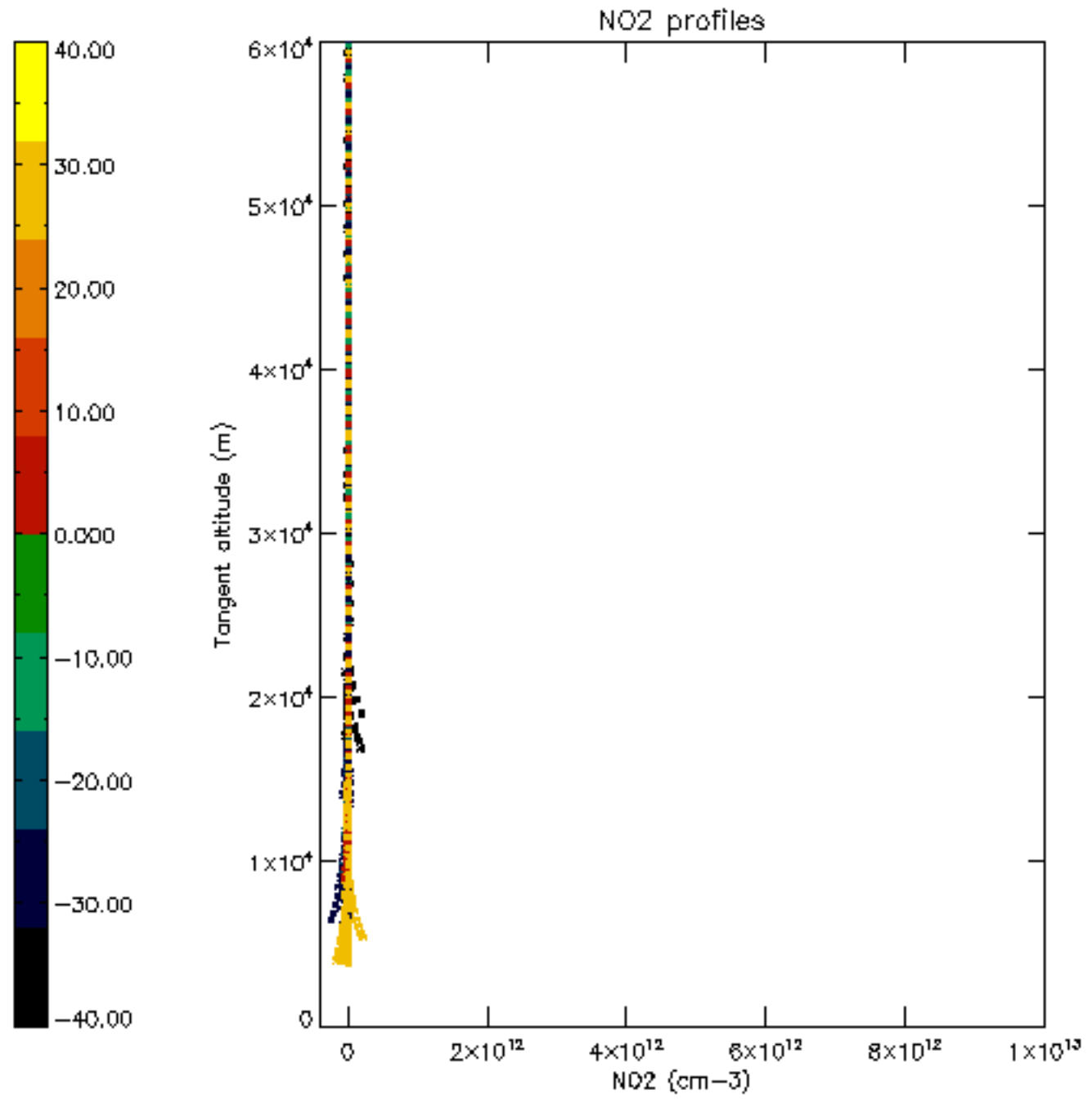


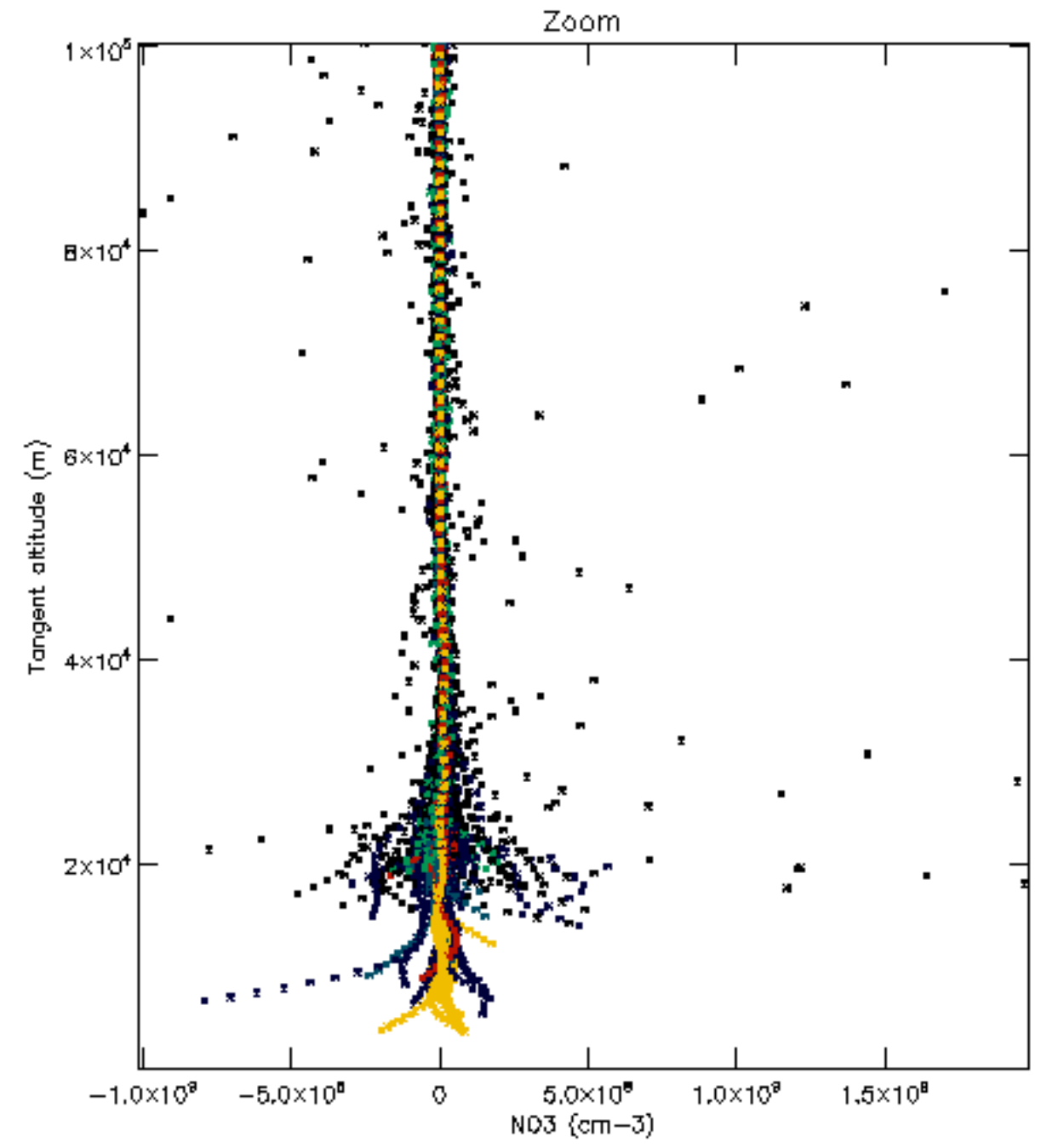
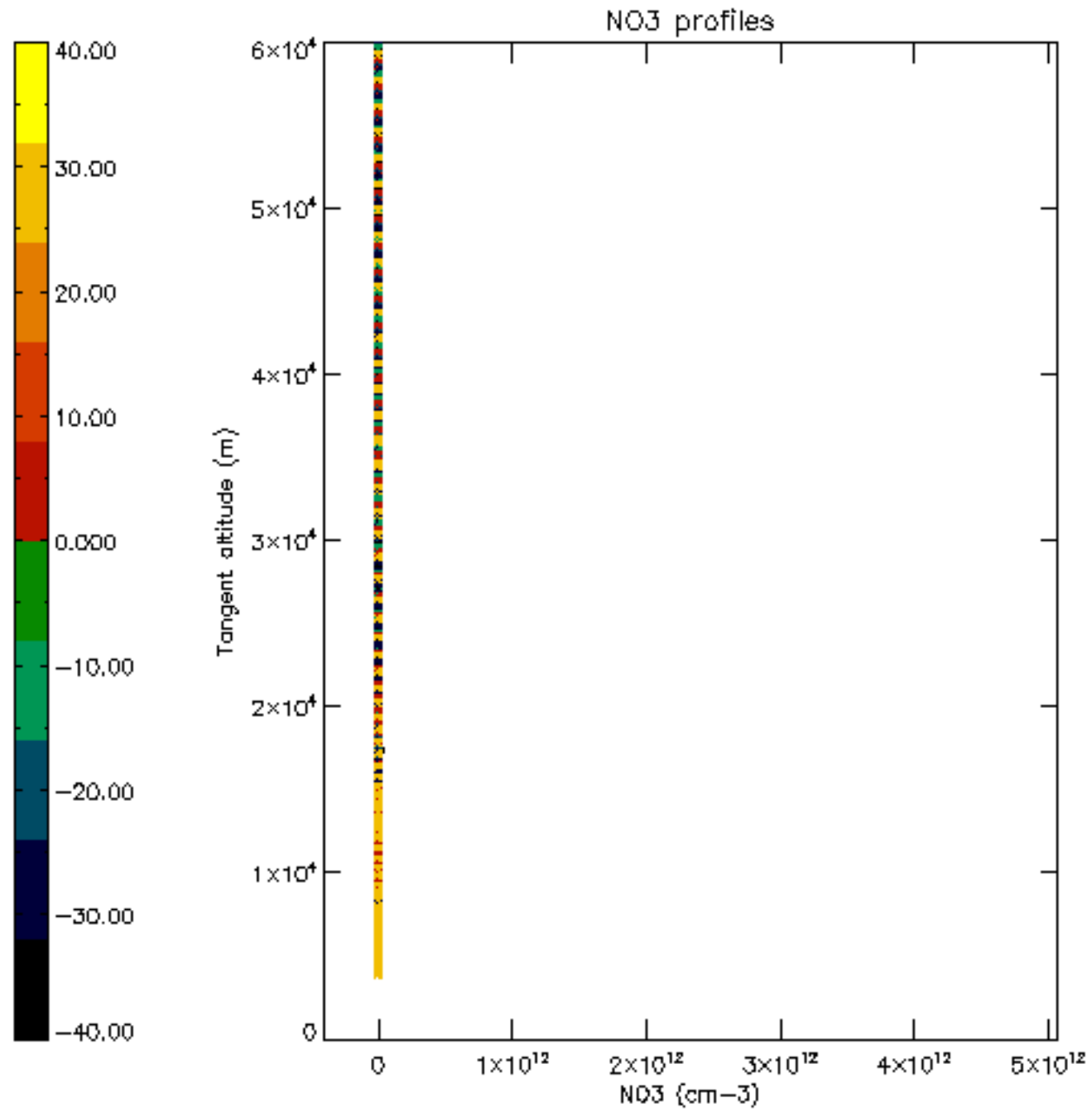


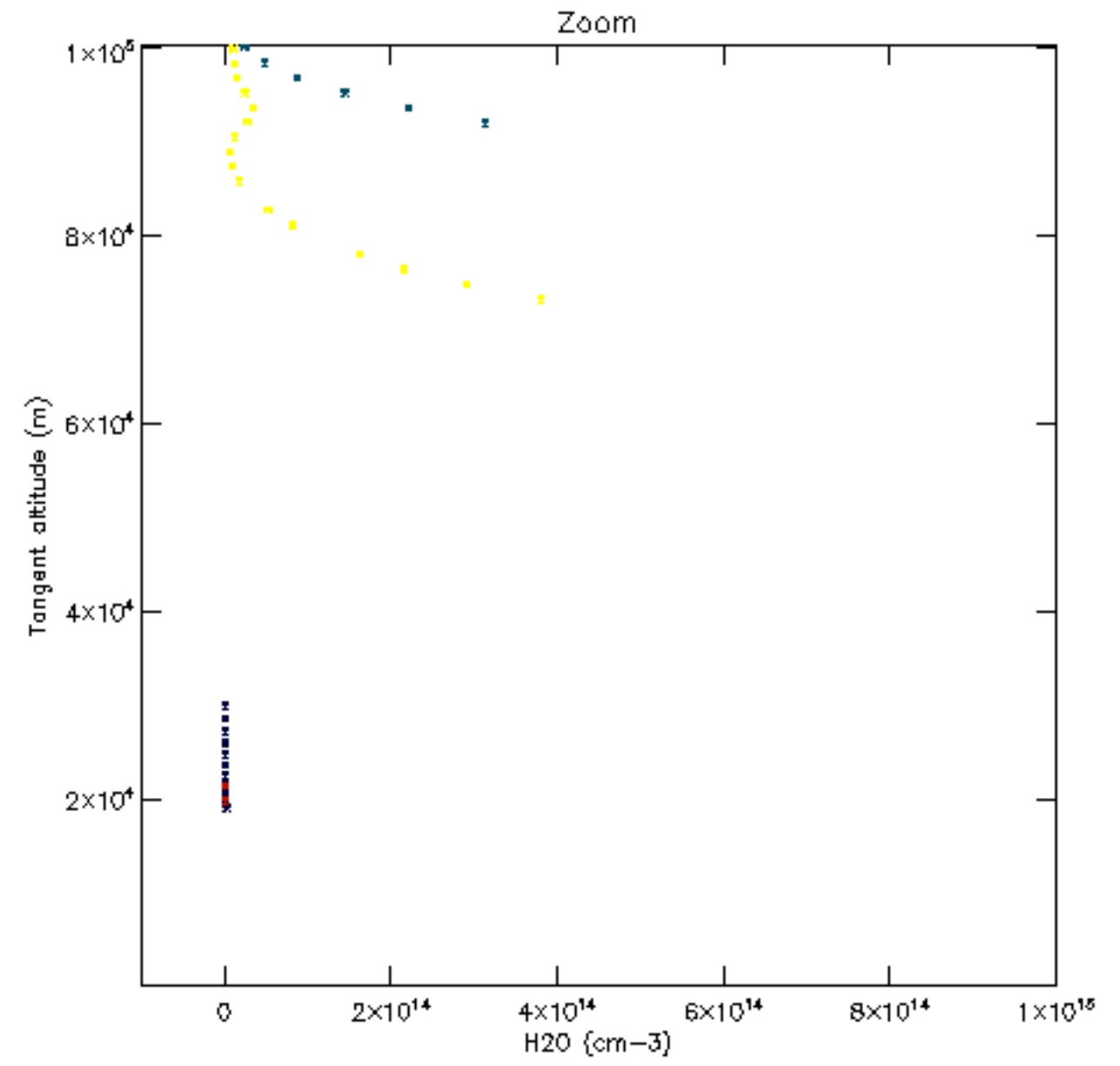
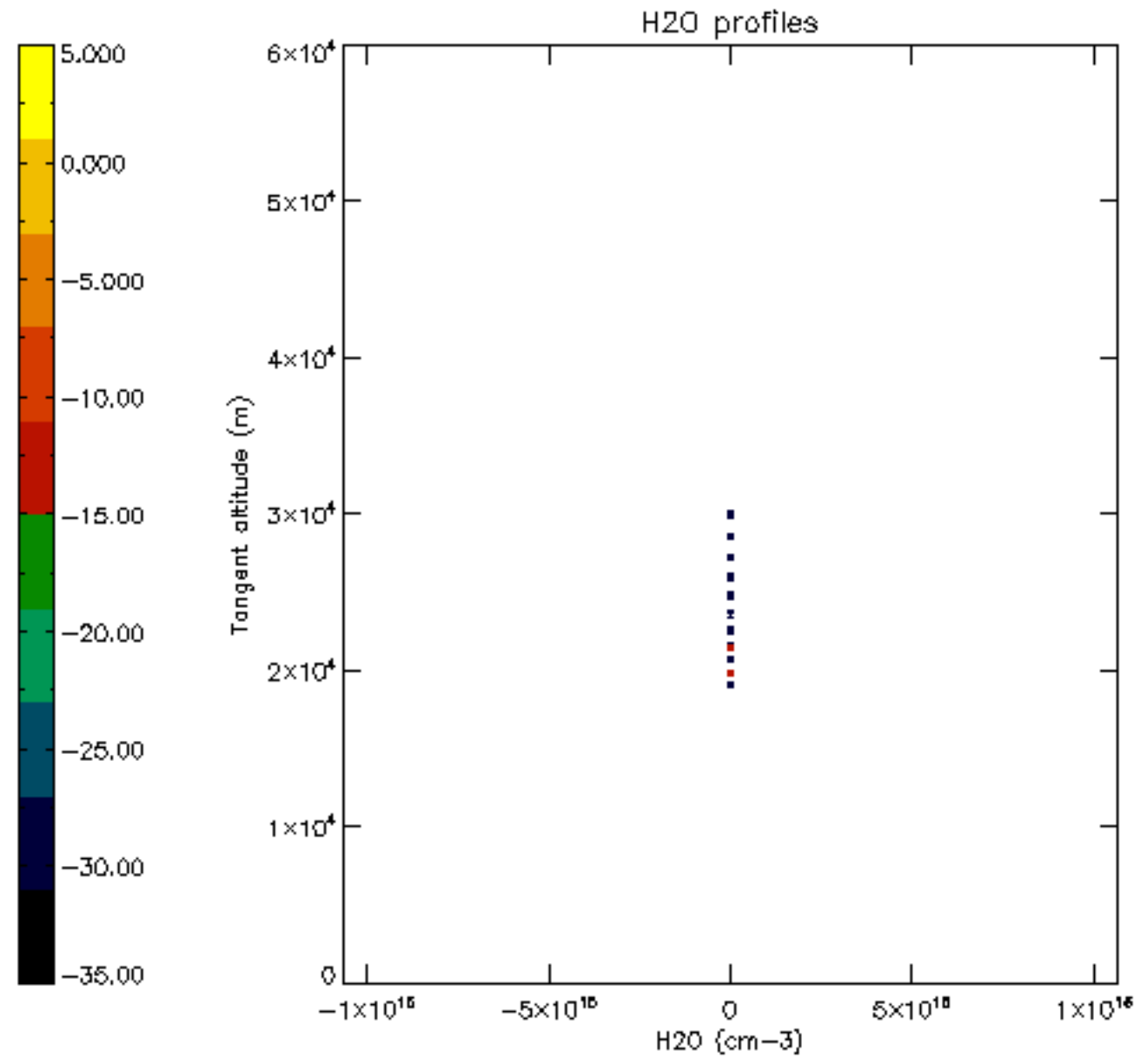




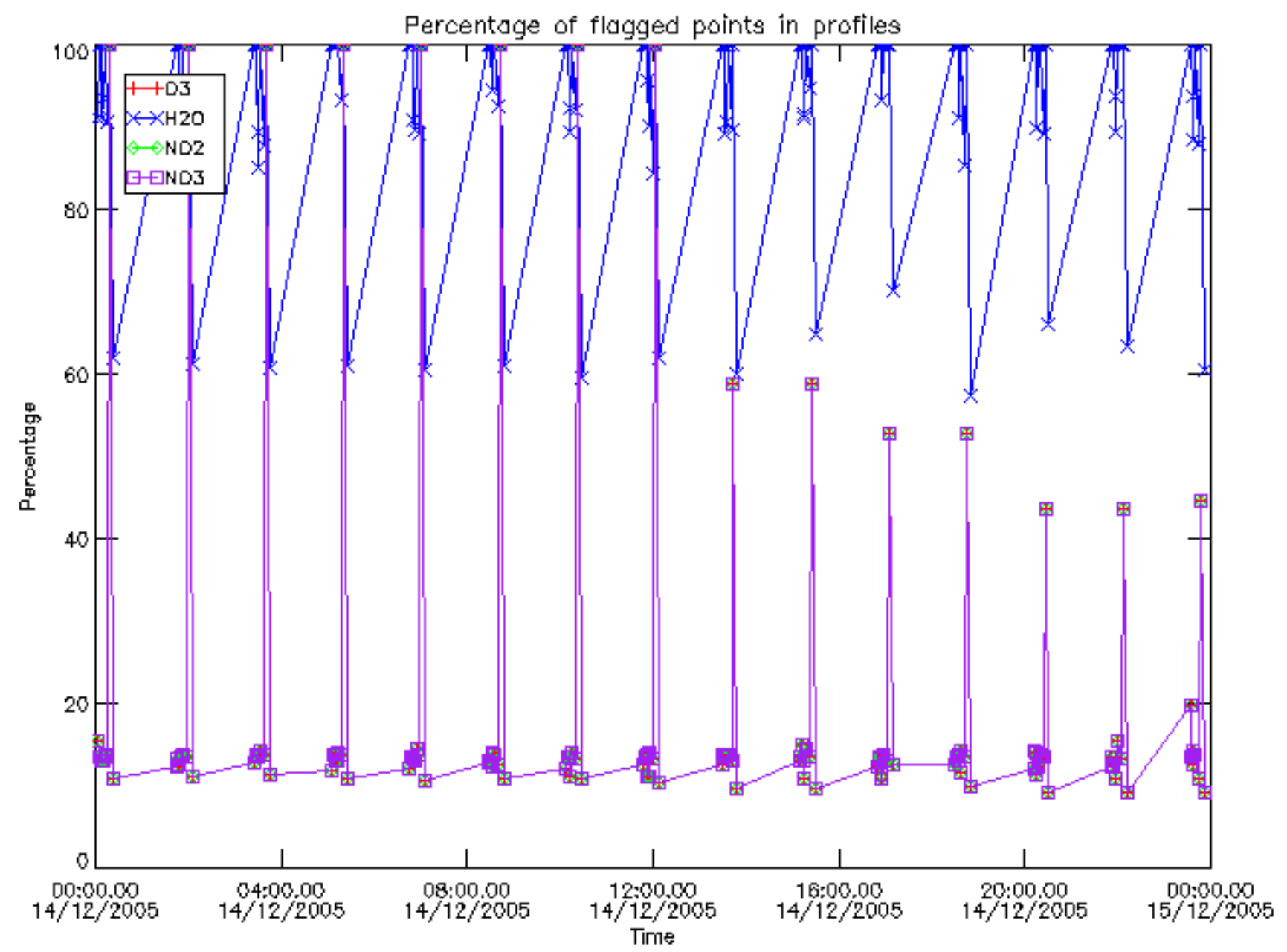




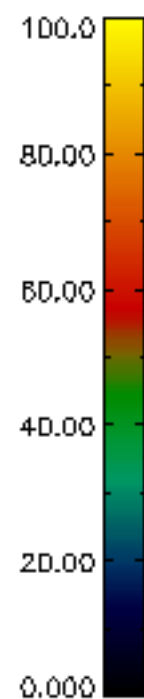
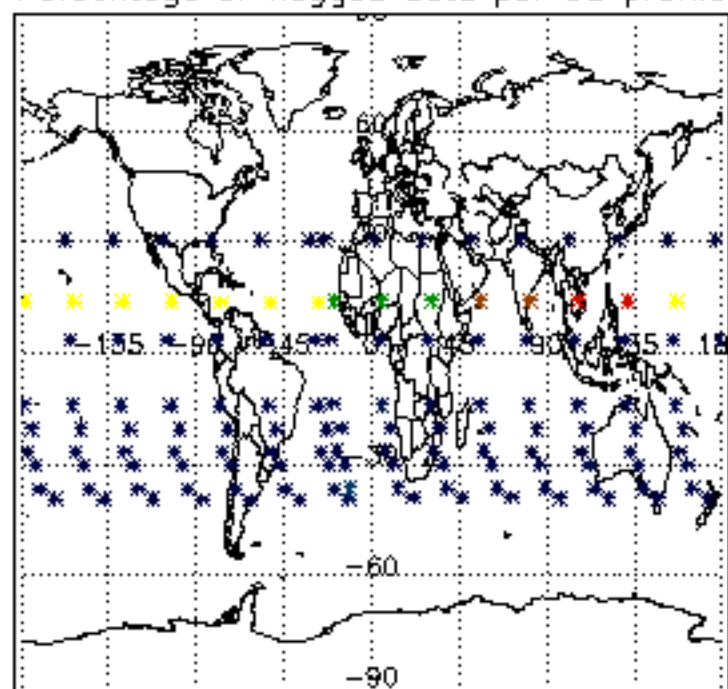




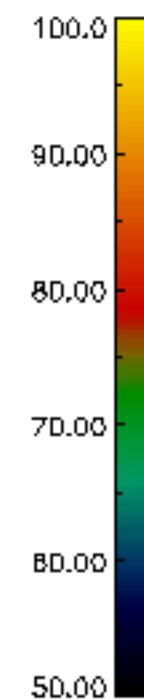
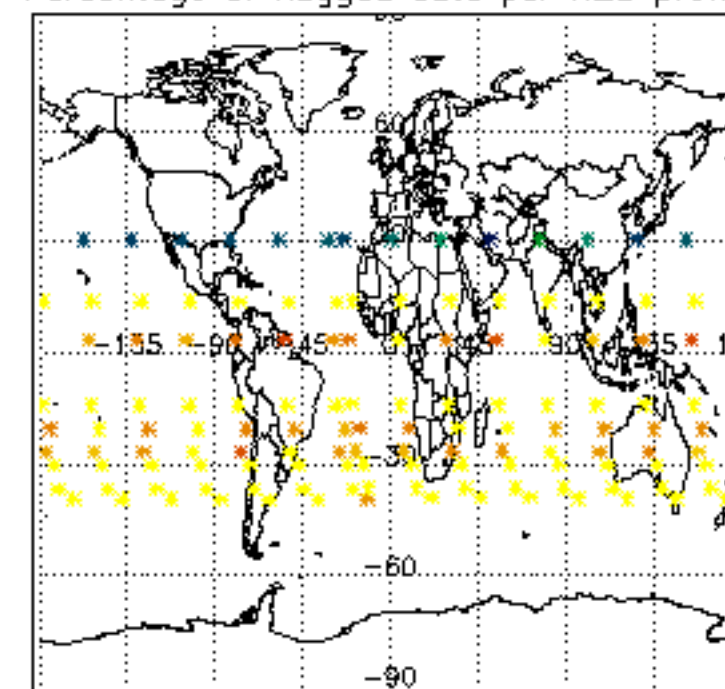




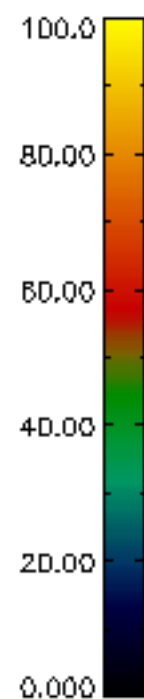
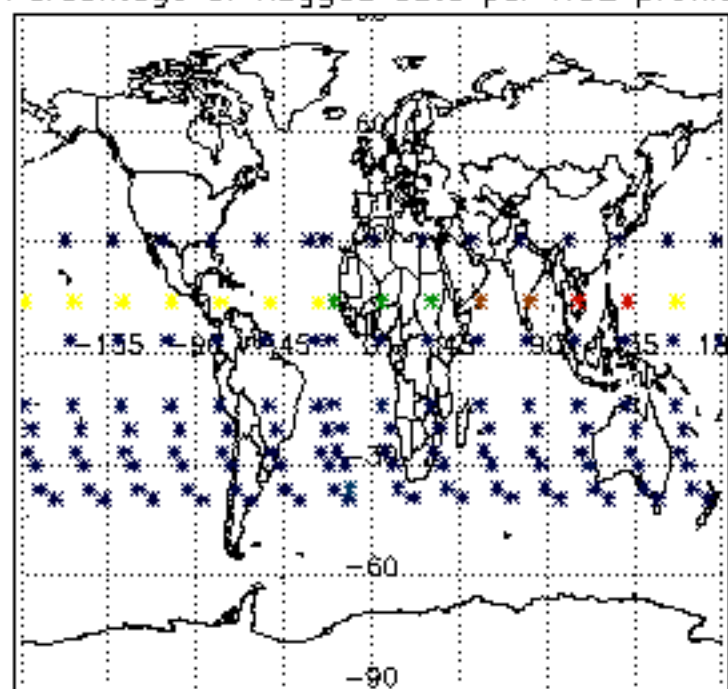
Percentage of flagged data per D3 profile



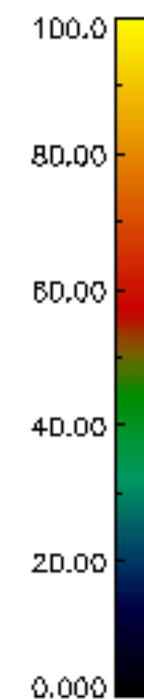
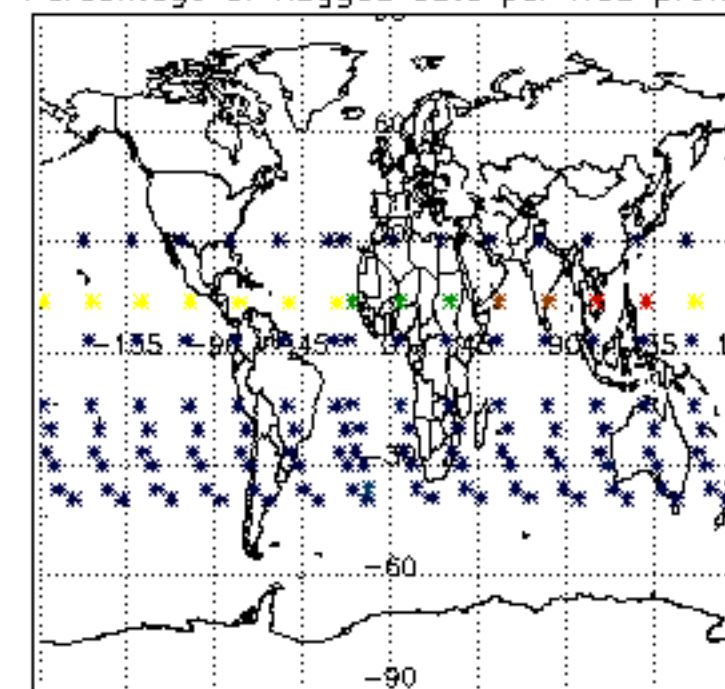
Percentage of flagged data per H2O profile

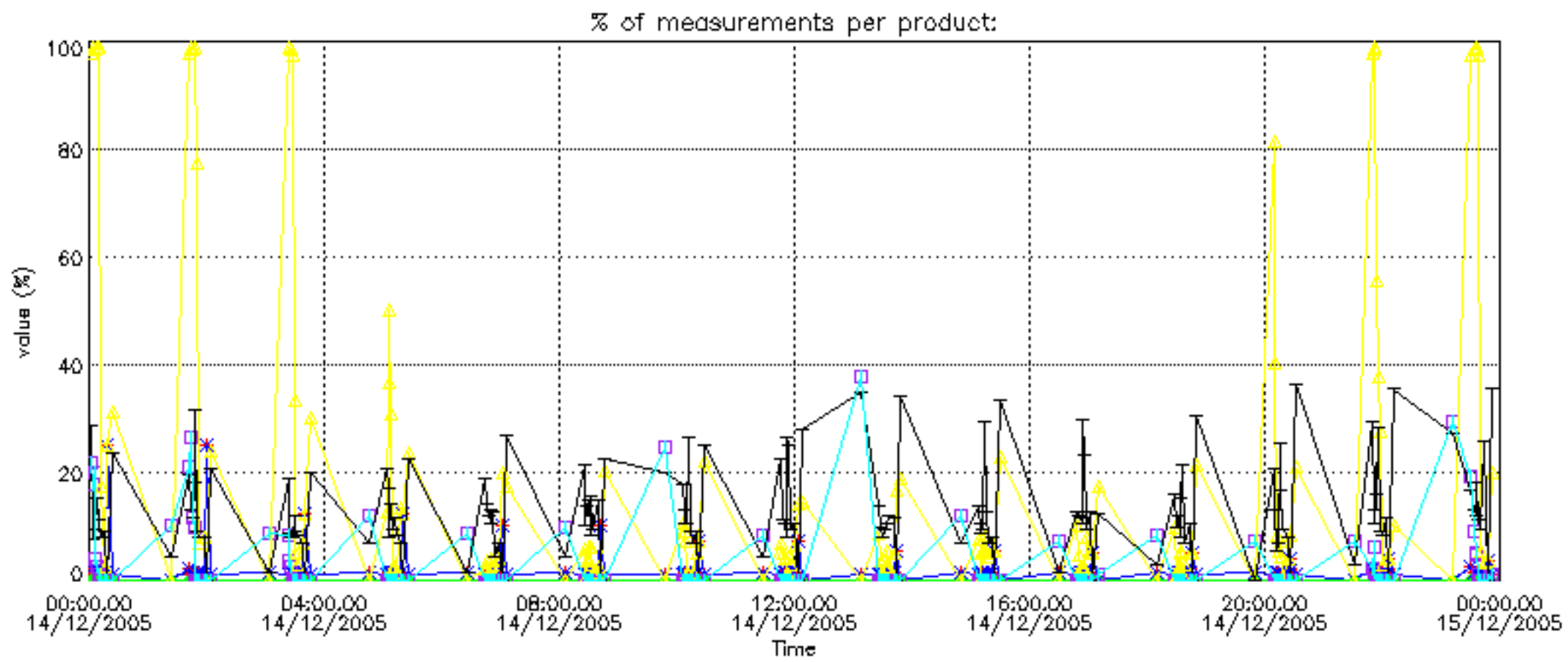
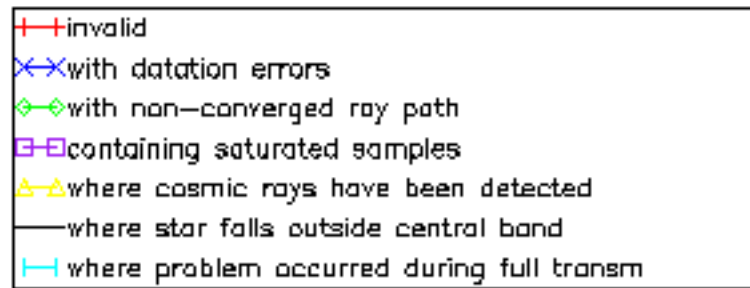


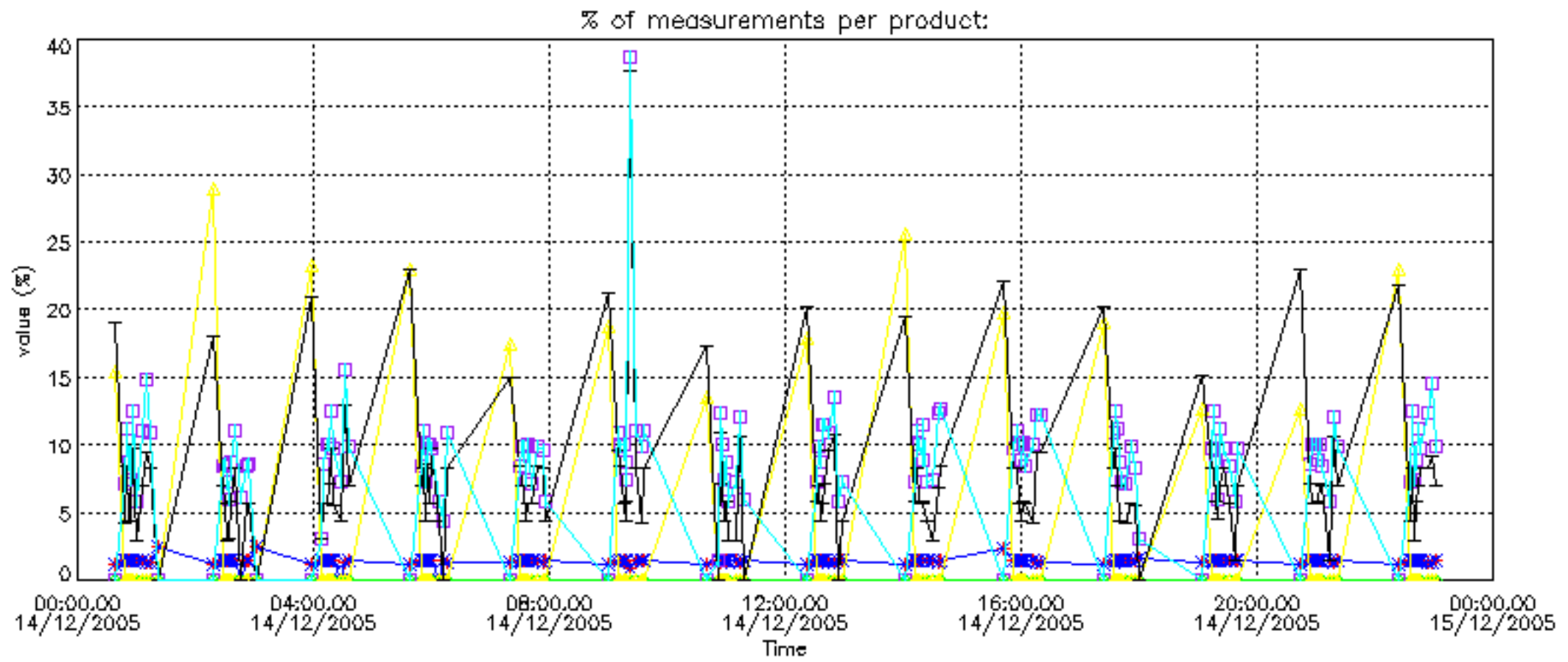
Percentage of flagged data per NO2 profile



Percentage of flagged data per NO3 profile

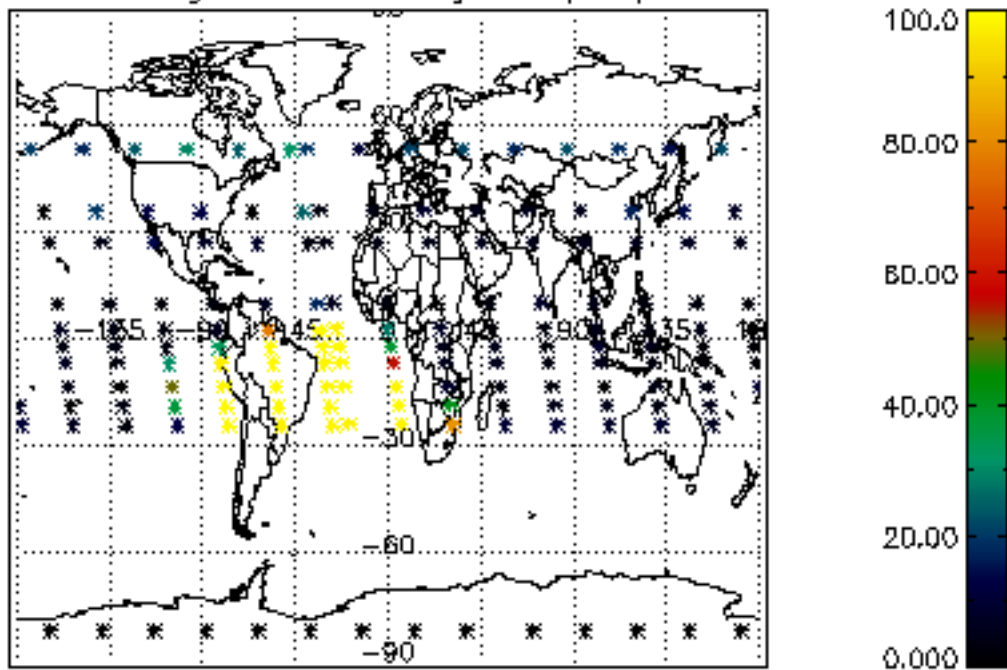




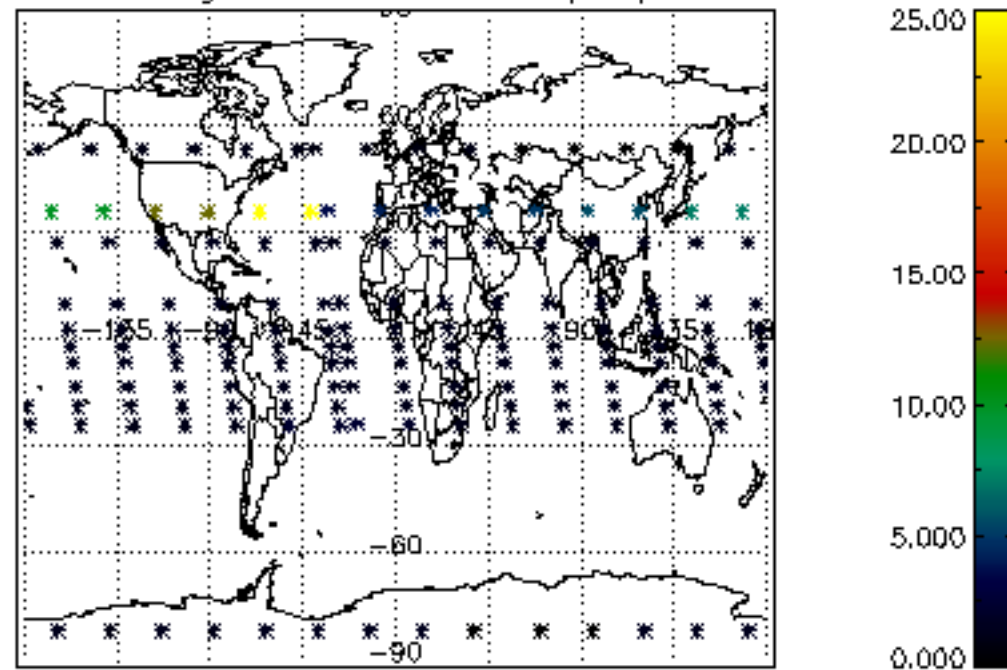




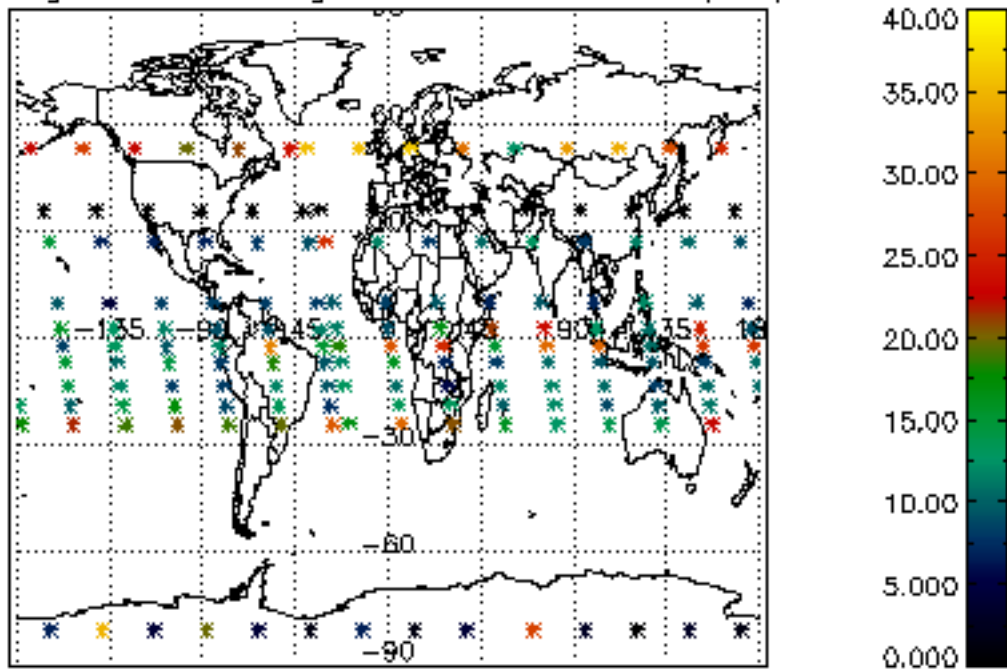
Percentage of cosmic ray hits per profile



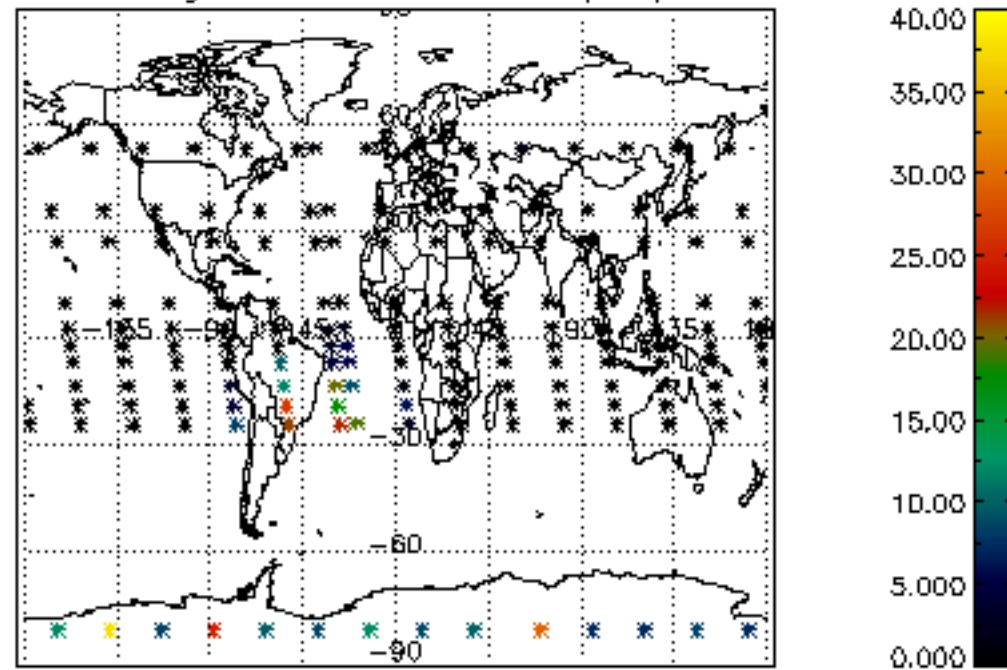
Percentage of datation errors per profile



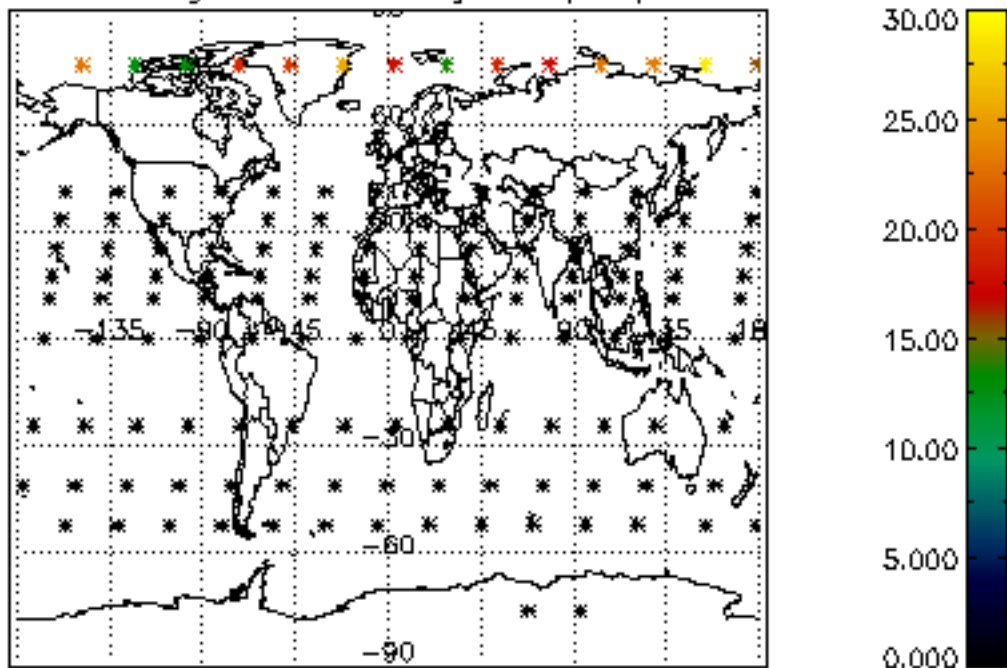
Percentage of star falling outside central band per profile



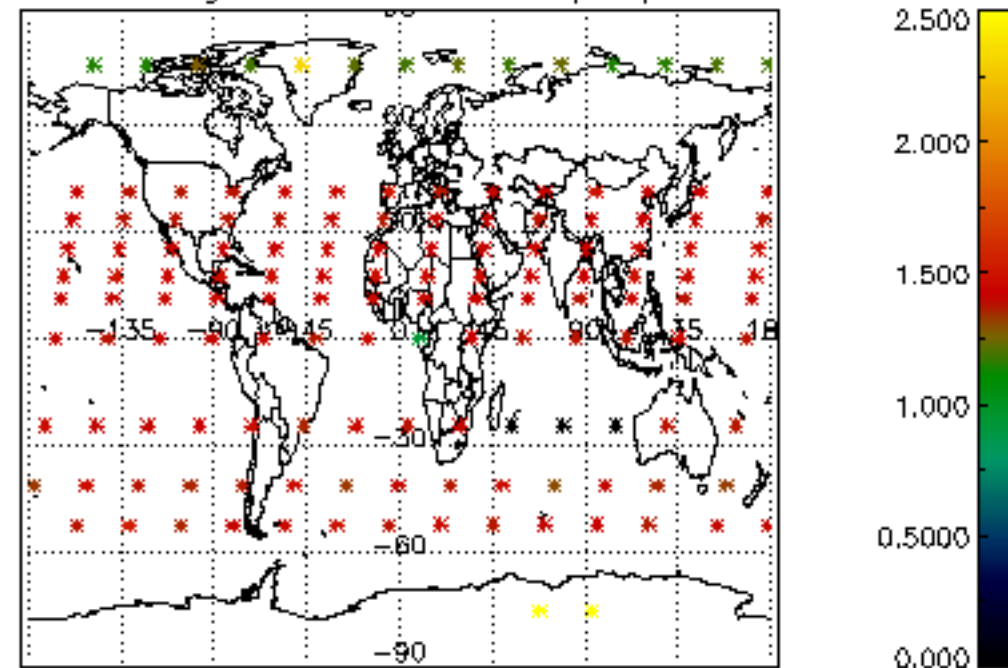
Percentage of saturation errors per profile



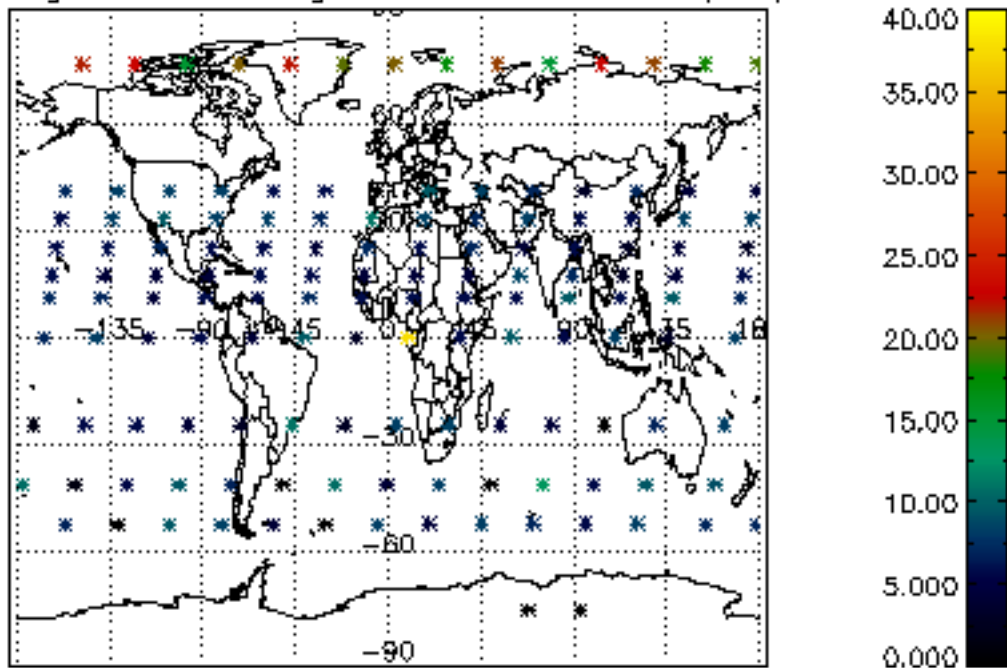
Percentage of cosmic ray hits per profile



Percentage of datation errors per profile



Percentage of star falling outside central band per profile



Percentage of saturation errors per profile

