

GOMOS Level 2 Daily Report

SUMMARY

[1. General Info](#)

[2. Summary of processed GOM_NL_2P products](#)

[3. Level 2 Quality information per product](#)

[3.1 Plot of level 2 quality information per product \(time dependant\)](#)

[3.2 Plot of level 2 quality information per product \(world map\)](#)

[4. Level 1 Quality information per product \(stored on level 2 products\)](#)

[4.1 Plot of level 1 quality information per product \(time dependant\)](#)

[4.1.1 Plot of level 1 quality information per product \(time dependant\): ASCENDING](#)

[4.1.2 Plot of level 1 quality information per product \(time dependant\): DESCENDING](#)

[4.2 Plot of level 1 quality information per product \(world map\)](#)

[4.2.1 Plot of level 1 quality information per product \(world map\): ASCENDING](#)

[4.2.2 Plot of level 1 quality information per product \(world map\): DESCENDING](#)

[5. Ozone profiles based on quality statistics and other trace gas profiles](#)

[5.1 Ozone statistics based on quality of products](#)

[5.2 Plot ozone profiles for all STD \(dark without errors\)](#)

[5.3 Plot ozone profiles where STD < 20% \(dark without errors\)](#)

[5.4. Plot ozone profiles where STD < 10% \(dark without errors\)](#)

[5.5. Plot ozone profiles where STD < 5% \(dark without errors\)](#)

[5.6 Plot NO2 profiles for all STD \(dark without errors\)](#)

[5.7 Plot NO3 profiles for all STD \(dark without errors\)](#)

[5.8 Plot H2O profiles \(only for occultations of stars 1,2,3,4,13,14,16,26,63 dark without errors\) for all STD](#)

[6. Auxiliary Data Files used for the production reported in section 2](#)

This report presents the daily analysis on parameters extracted from GOMOS level 2 data (GOM_NL__2P). It is intended to monitor some important parameters that will impact the quality of these products. A list of level 2 products (and content) that have arrived during the reporting day to the PCF is also given.

| Item | Value |
|---------------------------|---------------------------------|
| Time of report generation | 18APR2013 13:09:41 |
| Data source version | GOMOS/6.01 |
| Start time of products | 13-12-2005 (13DEC2005 00:00:00) |
| Stop time of products | 14-12-2005 (14DEC2005 00:00:00) |
| Store outputs in DB | Yes |
| Nb of level 2 prods | 295 |
| Nb of prods with errors | 0 |

2. Summary of processed GOM_NL__2P products.

| Nr | Filename | UTC Start time | Limb | Duration | Star Id | Star Name | Star Mag | Star Temp | Nb Meas | Orbit | Prod. error |
|----|--|----------------------|--------------|----------|---------|-----------|----------|-----------|---------|-------|-------------|
| 1 | GOM_NL__2PRFIN20051213_000143_000000372043_00202_19795_9480.N1 | 13-DEC-2005 00:01:43 | Bright | 37.000 | 60 | 7Bet UMi | 2.0810 | 3950.0 | 74 | 19795 | No |
| 2 | GOM_NL__2PRFIN20051213_000451_000000352043_00202_19795_9481.N1 | 13-DEC-2005 00:04:51 | Bright | 34.500 | 119 | 14Eta Dra | 2.7270 | 4700.0 | 69 | 19795 | No |
| 3 | GOM_NL__2PRFIN20051213_001211_000000362043_00202_19795_9482.N1 | 13-DEC-2005 00:12:11 | Bright | 35.500 | 180 | 27Gam Boo | 3.0400 | 8000.0 | 71 | 19795 | No |
| 4 | GOM_NL__2PRFIN20051213_001520_000000352043_00202_19795_9483.N1 | 13-DEC-2005 00:15:20 | Bright | 34.500 | 83 | | 2.3780 | 11000. | 69 | 19795 | No |
| 5 | GOM_NL__2PRFIN20051213_003336_000000472043_00202_19795_9484.N1 | 13-DEC-2005 00:33:36 | Twilight | 46.500 | 54 | 5The Cen | 2.0550 | 4500.0 | 93 | 19795 | No |
| 6 | GOM_NL__2PRFIN20051213_003638_000000382043_00202_19795_9485.N1 | 13-DEC-2005 00:36:38 | Dark | 37.500 | 95 | Zet Cen | 2.5450 | 26000. | 75 | 19795 | No |
| 7 | GOM_NL__2PRFIN20051213_003829_000000382043_00202_19795_9486.N1 | 13-DEC-2005 00:38:29 | Dark | 38.000 | 77 | Eps Cen | 2.3030 | 28000. | 76 | 19795 | No |
| 8 | GOM_NL__2PRFIN20051213_003947_000000412043_00202_19795_9487.N1 | 13-DEC-2005 00:39:47 | Dark | 40.500 | 10 | Bet Cen | 0.61000 | 28000. | 81 | 19795 | No |
| 9 | GOM_NL__2PRFIN20051213_004106_000000382043_00203_19796_9471.N1 | 13-DEC-2005 00:41:06 | Dark | 38.000 | 20 | Bet Cru | 1.2530 | 30000. | 76 | 19796 | No |
| 10 | GOM_NL__2PRFIN20051213_004313_000000372043_00203_19796_9472.N1 | 13-DEC-2005 00:43:13 | Dark | 36.500 | 112 | Alp Mus | 2.6880 | 26000. | 73 | 19796 | No |
| 11 | GOM_NL__2PRFIN20051213_004756_000000392043_00203_19796_9473.N1 | 13-DEC-2005 00:47:56 | Dark | 38.500 | 29 | Bet Car | 1.6720 | 10200. | 77 | 19796 | No |
| 12 | GOM_NL__2PRFIN20051213_005521_000000542043_00203_19796_9474.N1 | 13-DEC-2005 00:55:21 | Dark | 53.500 | 2 | Alp Car | -0.73600 | 7000.0 | 107 | 19796 | No |
| 13 | GOM_NL__2PRFIN20051213_010835_000000442043_00203_19796_9475.N1 | 13-DEC-2005 01:08:35 | Straylight | 43.500 | 165 | 34Gam Eri | 2.9500 | 3200.0 | 87 | 19796 | No |
| 14 | GOM_NL__2PRFIN20051213_011403_000000452043_00203_19796_9476.N1 | 13-DEC-2005 01:14:03 | Tw_and_stray | 44.500 | 94 | 92Alp Cet | 2.5260 | 3100.0 | 89 | 19796 | No |
| 15 | GOM_NL__2PRFIN20051213_011912_000000362043_00203_19796_9477.N1 | 13-DEC-2005 01:19:12 | Bright | 35.500 | 146 | 25Eta Tau | 2.8730 | 15200. | 71 | 19796 | No |
| 16 | GOM_NL__2PRFIN20051213_012124_000000352043_00203_19796_9478.N1 | 13-DEC-2005 01:21:24 | Bright | 35.000 | 150 | 44Zet Per | 2.8900 | 28000. | 70 | 19796 | No |
| 17 | GOM_NL__2PRFIN20051213_012343_000000352043_00203_19796_9479.N1 | 13-DEC-2005 01:23:43 | Bright | 35.000 | 149 | 45Eps Per | 2.8880 | 30000. | 70 | 19796 | No |
| 18 | GOM_NL__2PRFIN20051213_012553_000000352043_00203_19796_9480.N1 | 13-DEC-2005 01:25:53 | Bright | 35.000 | 175 | 39Del Per | 3.0100 | 19400. | 70 | 19796 | No |
| 19 | GOM_NL__2PRFIN20051213_012734_000000352043_00203_19796_9481.N1 | 13-DEC-2005 01:27:34 | Bright | 35.000 | 160 | 23Gam Per | 2.9300 | 4700.0 | 70 | 19796 | No |
| 20 | GOM_NL__2PRFIN20051213_013037_000000352043_00203_19796_9482.N1 | 13-DEC-2005 01:30:37 | Bright | 35.000 | 110 | 37Del Cas | 2.6780 | 8900.0 | 70 | 19796 | No |
| 21 | GOM_NL__2PRFIN20051213_013735_000000342043_00203_19796_9483.N1 | 13-DEC-2005 01:37:35 | Bright | 33.500 | 49 | 1Alp UMi | 1.9900 | 6300.0 | 67 | 19796 | No |
| 22 | GOM_NL__2PRFIN20051213_014219_000000382043_00203_19796_9484.N1 | 13-DEC-2005 01:42:19 | Bright | 38.000 | 60 | 7Bet UMi | 2.0810 | 3950.0 | 76 | 19796 | No |
| 23 | GOM_NL__2PRFIN20051213_014527_000000362043_00203_19796_9485.N1 | 13-DEC-2005 01:45:27 | Bright | 35.500 | 119 | 14Eta Dra | 2.7270 | 4700.0 | 71 | 19796 | No |
| 24 | GOM_NL__2PRFIN20051213_015247_000000352043_00203_19796_9486.N1 | 13-DEC-2005 01:52:47 | Bright | 35.000 | 180 | 27Gam Boo | 3.0400 | 8000.0 | 70 | 19796 | No |
| 25 | GOM_NL__2PRFIN20051213_015557_000000342043_00203_19796_9487.N1 | 13-DEC-2005 01:55:57 | Bright | 34.000 | 83 | | 2.3780 | 11000. | 68 | 19796 | No |
| 26 | GOM_NL__2PRFIN20051213_021412_000000462043_00203_19796_9488.N1 | 13-DEC-2005 02:14:12 | Twilight | 46.000 | 54 | 5The Cen | 2.0550 | 4500.0 | 92 | 19796 | No |
| 27 | GOM_NL__2PRFIN20051213_021714_000000372043_00203_19796_9489.N1 | 13-DEC-2005 02:17:14 | Dark | 37.000 | 95 | Zet Cen | 2.5450 | 26000. | 74 | 19796 | No |
| 28 | GOM_NL__2PRFIN20051213_021906_000000382043_00203_19796_9490.N1 | 13-DEC-2005 02:19:06 | Dark | 37.500 | 77 | Eps Cen | 2.3030 | 28000. | 75 | 19796 | No |
| 29 | GOM_NL__2PRFIN20051213_022023_000000492043_00203_19796_9491.N1 | 13-DEC-2005 02:20:23 | Dark | 49.000 | 10 | Bet Cen | 0.61000 | 28000. | 98 | 19796 | No |
| 30 | GOM_NL__2PRFIN20051213_022143_000000382043_00204_19797_9454.N1 | 13-DEC-2005 02:21:43 | Dark | 37.500 | 20 | Bet Cru | 1.2530 | 30000. | 75 | 19797 | No |
| 31 | GOM_NL__2PRFIN20051213_022349_000000362043_00204_19797_9455.N1 | 13-DEC-2005 02:23:49 | Dark | 36.000 | 112 | Alp Mus | 2.6880 | 26000. | 72 | 19797 | No |
| 32 | GOM_NL__2PRFIN20051213_022832_000000382043_00204_19797_9456.N1 | 13-DEC-2005 02:28:32 | Dark | 38.000 | 29 | Bet Car | 1.6720 | 10200. | 76 | 19797 | No |
| 33 | GOM_NL__2PRFIN20051213_023557_000000452043_00204_19797_9457.N1 | 13-DEC-2005 02:35:57 | Dark | 44.500 | 2 | Alp Car | -0.73600 | 7000.0 | 89 | 19797 | No |
| 34 | GOM_NL__2PRFIN20051213_024911_000000442043_00204_19797_9458.N1 | 13-DEC-2005 02:49:11 | Straylight | 43.500 | 165 | 34Gam Eri | 2.9500 | 3200.0 | 87 | 19797 | No |
| 35 | GOM_NL__2PRFIN20051213_025439_000000512043_00204_19797_9459.N1 | 13-DEC-2005 02:54:39 | Tw_and_stray | 50.500 | 94 | 92Alp Cet | 2.5260 | 3100.0 | 101 | 19797 | No |
| 36 | GOM_NL__2PRFIN20051213_025948_000000362043_00204_19797_9460.N1 | 13-DEC-2005 02:59:48 | Bright | 36.000 | 146 | 25Eta Tau | 2.8730 | 15200. | 72 | 19797 | No |
| 37 | GOM_NL__2PRFIN20051213_030200_000000352043_00204_19797_9461.N1 | 13-DEC-2005 03:02:00 | Bright | 35.000 | 150 | 44Zet Per | 2.8900 | 28000. | 70 | 19797 | No |
| 38 | GOM_NL__2PRFIN20051213_030419_000000362043_00204_19797_9462.N1 | 13-DEC-2005 03:04:19 | Bright | 35.500 | 149 | 45Eps Per | 2.8880 | 30000. | 71 | 19797 | No |
| 39 | GOM_NL__2PRFIN20051213_030629_000000352043_00204_19797_9463.N1 | 13-DEC-2005 03:06:29 | Bright | 34.500 | 175 | 39Del Per | 3.0100 | 19400. | 69 | 19797 | No |
| 40 | GOM_NL__2PRFIN20051213_030810_000000352043_00204_19797_9464.N1 | 13-DEC-2005 03:08:10 | Bright | 34.500 | 160 | 23Gam Per | 2.9300 | 4700.0 | 69 | 19797 | No |
| 41 | GOM_NL__2PRFIN20051213_031113_000000362043_00204_19797_9465.N1 | 13-DEC-2005 03:11:13 | Bright | 36.000 | 110 | 37Del Cas | 2.6780 | 8900.0 | 72 | 19797 | No |
| 42 | GOM_NL__2PRFIN20051213_031811_000000332043_00204_19797_9466.N1 | 13-DEC-2005 03:18:11 | Bright | 33.000 | 49 | 1Alp UMi | 1.9900 | 6300.0 | 66 | 19797 | No |

| | | | | | | | | | | | |
|-----|--|----------------------|----------------|--------|-----|-----------|----------|--------|----|-------|----|
| 43 | GOM_NL__2PRFIN20051213_032254_000000372043_00204_19797_9467.N1 | 13-DEC-2005 03:22:54 | Bright | 36.500 | 60 | 7Bet UMi | 2.0810 | 3950.0 | 73 | 19797 | No |
| 44 | GOM_NL__2PRFIN20051213_032603_000000362043_00204_19797_9468.N1 | 13-DEC-2005 03:26:03 | Bright | 35.500 | 119 | 14Eta Dra | 2.7270 | 4700.0 | 71 | 19797 | No |
| 45 | GOM_NL__2PRFIN20051213_033323_000000352043_00204_19797_9469.N1 | 13-DEC-2005 03:33:23 | Bright | 35.000 | 180 | 27Gam Boo | 3.0400 | 8000.0 | 70 | 19797 | No |
| 46 | GOM_NL__2PRFIN20051213_033633_000000352043_00204_19797_9470.N1 | 13-DEC-2005 03:36:33 | Bright | 35.000 | 83 | | 2.3780 | 11000. | 70 | 19797 | No |
| 47 | GOM_NL__2PRFIN20051213_035449_000000432043_00204_19797_9471.N1 | 13-DEC-2005 03:54:49 | Twilight | 42.500 | 54 | 5The Cen | 2.0550 | 4500.0 | 85 | 19797 | No |
| 48 | GOM_NL__2PRFIN20051213_035614_000000392043_00204_19797_9472.N1 | 13-DEC-2005 03:56:14 | Dark | 38.500 | 123 | lot Cen | 2.7500 | 10200. | 77 | 19797 | No |
| 49 | GOM_NL__2PRFIN20051213_035751_000000372043_00204_19797_9473.N1 | 13-DEC-2005 03:57:51 | Dark | 36.500 | 95 | Zet Cen | 2.5450 | 26000. | 73 | 19797 | No |
| 50 | GOM_NL__2PRFIN20051213_035942_000000372043_00204_19797_9474.N1 | 13-DEC-2005 03:59:42 | Dark | 37.000 | 77 | Eps Cen | 2.3030 | 28000. | 74 | 19797 | No |
| 51 | GOM_NL__2PRFIN20051213_040100_000000422043_00204_19797_9475.N1 | 13-DEC-2005 04:01:00 | Dark | 42.000 | 10 | Bet Cen | 0.61000 | 28000. | 84 | 19797 | No |
| 52 | GOM_NL__2PRFIN20051213_040219_000000392043_00205_19798_9456.N1 | 13-DEC-2005 04:02:19 | Dark | 39.000 | 20 | Bet Cru | 1.2530 | 30000. | 78 | 19798 | No |
| 53 | GOM_NL__2PRFIN20051213_040425_000000372043_00205_19798_9457.N1 | 13-DEC-2005 04:04:25 | Dark | 37.000 | 112 | Alp Mus | 2.6880 | 26000. | 74 | 19798 | No |
| 54 | GOM_NL__2PRFIN20051213_040908_000000382043_00205_19798_9458.N1 | 13-DEC-2005 04:09:08 | Dark | 37.500 | 29 | Bet Car | 1.6720 | 10200. | 75 | 19798 | No |
| 55 | GOM_NL__2PRFIN20051213_041634_000000452043_00205_19798_9459.N1 | 13-DEC-2005 04:16:34 | Dark | 45.000 | 2 | Alp Car | -0.73600 | 7000.0 | 90 | 19798 | No |
| 56 | GOM_NL__2PRFIN20051213_042947_000000452043_00205_19798_9460.N1 | 13-DEC-2005 04:29:47 | Straylight | 44.500 | 165 | 34Gam Eri | 2.9500 | 3200.0 | 89 | 19798 | No |
| 57 | GOM_NL__2PRFIN20051213_043515_000000442043_00205_19798_9461.N1 | 13-DEC-2005 04:35:15 | Tw_i_and_stray | 43.500 | 94 | 92Alp Cet | 2.5260 | 3100.0 | 87 | 19798 | No |
| 58 | GOM_NL__2PRFIN20051213_044024_000000362043_00205_19798_9462.N1 | 13-DEC-2005 04:40:24 | Bright | 36.000 | 146 | 25Eta Tau | 2.8730 | 15200. | 72 | 19798 | No |
| 59 | GOM_NL__2PRFIN20051213_044236_000000382043_00205_19798_9463.N1 | 13-DEC-2005 04:42:36 | Bright | 37.500 | 150 | 44Zet Per | 2.8900 | 28000. | 75 | 19798 | No |
| 60 | GOM_NL__2PRFIN20051213_044455_000000352043_00205_19798_9464.N1 | 13-DEC-2005 04:44:55 | Bright | 35.000 | 149 | 45Eps Per | 2.8880 | 30000. | 70 | 19798 | No |
| 61 | GOM_NL__2PRFIN20051213_044846_000000352043_00205_19798_9465.N1 | 13-DEC-2005 04:48:46 | Bright | 35.000 | 160 | 23Gam Per | 2.9300 | 4700.0 | 70 | 19798 | No |
| 62 | GOM_NL__2PRFIN20051213_045149_000000352043_00205_19798_9466.N1 | 13-DEC-2005 04:51:49 | Bright | 35.000 | 110 | 37Del Cas | 2.6780 | 8900.0 | 70 | 19798 | No |
| 63 | GOM_NL__2PRFIN20051213_045847_000000342043_00205_19798_9467.N1 | 13-DEC-2005 04:58:47 | Bright | 34.000 | 49 | 1Alp UMi | 1.9900 | 6300.0 | 68 | 19798 | No |
| 64 | GOM_NL__2PRFIN20051213_050331_000000382043_00205_19798_9468.N1 | 13-DEC-2005 05:03:31 | Bright | 38.000 | 60 | 7Bet UMi | 2.0810 | 3950.0 | 76 | 19798 | No |
| 65 | GOM_NL__2PRFIN20051213_050639_000000372043_00205_19798_9469.N1 | 13-DEC-2005 05:06:39 | Bright | 37.000 | 119 | 14Eta Dra | 2.7270 | 4700.0 | 74 | 19798 | No |
| 66 | GOM_NL__2PRFIN20051213_051359_000000362043_00205_19798_9470.N1 | 13-DEC-2005 05:13:59 | Bright | 36.000 | 180 | 27Gam Boo | 3.0400 | 8000.0 | 72 | 19798 | No |
| 67 | GOM_NL__2PRFIN20051213_051709_000000372043_00205_19798_9471.N1 | 13-DEC-2005 05:17:09 | Bright | 37.000 | 83 | | 2.3780 | 11000. | 74 | 19798 | No |
| 68 | GOM_NL__2PRFIN20051213_053525_000000452043_00205_19798_9472.N1 | 13-DEC-2005 05:35:25 | Twilight | 45.000 | 54 | 5The Cen | 2.0550 | 4500.0 | 90 | 19798 | No |
| 69 | GOM_NL__2PRFIN20051213_053651_000000402043_00205_19798_9473.N1 | 13-DEC-2005 05:36:51 | Dark | 39.500 | 123 | lot Cen | 2.7500 | 10200. | 79 | 19798 | No |
| 70 | GOM_NL__2PRFIN20051213_053827_000000372043_00205_19798_9474.N1 | 13-DEC-2005 05:38:27 | Dark | 36.500 | 95 | Zet Cen | 2.5450 | 26000. | 73 | 19798 | No |
| 71 | GOM_NL__2PRFIN20051213_054019_000000412043_00205_19798_9475.N1 | 13-DEC-2005 05:40:19 | Dark | 41.000 | 77 | Eps Cen | 2.3030 | 28000. | 82 | 19798 | No |
| 72 | GOM_NL__2PRFIN20051213_054136_000000402043_00205_19798_9476.N1 | 13-DEC-2005 05:41:36 | Dark | 39.500 | 10 | Bet Cen | 0.61000 | 28000. | 79 | 19798 | No |
| 73 | GOM_NL__2PRFIN20051213_054256_000000412043_00206_19799_9457.N1 | 13-DEC-2005 05:42:56 | Dark | 40.500 | 20 | Bet Cru | 1.2530 | 30000. | 81 | 19799 | No |
| 74 | GOM_NL__2PRFIN20051213_054502_000000372043_00206_19799_9458.N1 | 13-DEC-2005 05:45:02 | Dark | 37.000 | 112 | Alp Mus | 2.6880 | 26000. | 74 | 19799 | No |
| 75 | GOM_NL__2PRFIN20051213_054945_000000372043_00206_19799_9459.N1 | 13-DEC-2005 05:49:45 | Dark | 36.500 | 29 | Bet Car | 1.6720 | 10200. | 73 | 19799 | No |
| 76 | GOM_NL__2PRFIN20051213_055710_000000462043_00206_19799_9460.N1 | 13-DEC-2005 05:57:10 | Dark | 45.500 | 2 | Alp Car | -0.73600 | 7000.0 | 91 | 19799 | No |
| 77 | GOM_NL__2PRFIN20051213_061023_000000432043_00206_19799_9461.N1 | 13-DEC-2005 06:10:23 | Straylight | 42.500 | 165 | 34Gam Eri | 2.9500 | 3200.0 | 85 | 19799 | No |
| 78 | GOM_NL__2PRFIN20051213_061551_000000482043_00206_19799_9462.N1 | 13-DEC-2005 06:15:51 | Tw_i_and_stray | 48.000 | 94 | 92Alp Cet | 2.5260 | 3100.0 | 96 | 19799 | No |
| 79 | GOM_NL__2PRFIN20051213_062100_000000352043_00206_19799_9463.N1 | 13-DEC-2005 06:21:00 | Bright | 34.500 | 146 | 25Eta Tau | 2.8730 | 15200. | 69 | 19799 | No |
| 80 | GOM_NL__2PRFIN20051213_062312_000000362043_00206_19799_9464.N1 | 13-DEC-2005 06:23:12 | Bright | 35.500 | 150 | 44Zet Per | 2.8900 | 28000. | 71 | 19799 | No |
| 81 | GOM_NL__2PRFIN20051213_062531_000000342043_00206_19799_9465.N1 | 13-DEC-2005 06:25:31 | Bright | 34.000 | 149 | 45Eps Per | 2.8880 | 30000. | 68 | 19799 | No |
| 82 | GOM_NL__2PRFIN20051213_062741_000000352043_00206_19799_9466.N1 | 13-DEC-2005 06:27:41 | Bright | 35.000 | 175 | 39Del Per | 3.0100 | 19400. | 70 | 19799 | No |
| 83 | GOM_NL__2PRFIN20051213_062923_000000372043_00206_19799_9467.N1 | 13-DEC-2005 06:29:23 | Bright | 36.500 | 160 | 23Gam Per | 2.9300 | 4700.0 | 73 | 19799 | No |
| 84 | GOM_NL__2PRFIN20051213_063226_000000362043_00206_19799_9468.N1 | 13-DEC-2005 06:32:26 | Bright | 35.500 | 110 | 37Del Cas | 2.6780 | 8900.0 | 71 | 19799 | No |
| 85 | GOM_NL__2PRFIN20051213_063923_000000362043_00206_19799_9469.N1 | 13-DEC-2005 06:39:23 | Bright | 35.500 | 49 | 1Alp UMi | 1.9900 | 6300.0 | 71 | 19799 | No |
| 86 | GOM_NL__2PRFIN20051213_064407_000000332043_00206_19799_9470.N1 | 13-DEC-2005 06:44:07 | Bright | 33.000 | 60 | 7Bet UMi | 2.0810 | 3950.0 | 66 | 19799 | No |
| 87 | GOM_NL__2PRFIN20051213_064715_000000362043_00206_19799_9471.N1 | 13-DEC-2005 06:47:15 | Bright | 35.500 | 119 | 14Eta Dra | 2.7270 | 4700.0 | 71 | 19799 | No |
| 88 | GOM_NL__2PRFIN20051213_065435_000000362043_00206_19799_9472.N1 | 13-DEC-2005 06:54:35 | Bright | 36.000 | 180 | 27Gam Boo | 3.0400 | 8000.0 | 72 | 19799 | No |
| 89 | GOM_NL__2PRFIN20051213_065745_000000362043_00206_19799_9473.N1 | 13-DEC-2005 06:57:45 | Bright | 35.500 | 83 | | 2.3780 | 11000. | 71 | 19799 | No |
| 90 | GOM_NL__2PRFIN20051213_071602_000000442043_00206_19799_9474.N1 | 13-DEC-2005 07:16:02 | Twilight | 43.500 | 54 | 5The Cen | 2.0550 | 4500.0 | 87 | 19799 | No |
| 91 | GOM_NL__2PRFIN20051213_071727_000000402043_00206_19799_9475.N1 | 13-DEC-2005 07:17:27 | Dark | 39.500 | 123 | lot Cen | 2.7500 | 10200. | 79 | 19799 | No |
| 92 | GOM_NL__2PRFIN20051213_071903_000000402043_00206_19799_9476.N1 | 13-DEC-2005 07:19:03 | Dark | 39.500 | 95 | Zet Cen | 2.5450 | 26000. | 79 | 19799 | No |
| 93 | GOM_NL__2PRFIN20051213_072055_000000392043_00206_19799_9477.N1 | 13-DEC-2005 07:20:55 | Dark | 39.000 | 77 | Eps Cen | 2.3030 | 28000. | 78 | 19799 | No |
| 94 | GOM_NL__2PRFIN20051213_072212_000000472043_00206_19799_9478.N1 | 13-DEC-2005 07:22:12 | Dark | 47.000 | 10 | Bet Cen | 0.61000 | 28000. | 94 | 19799 | No |
| 95 | GOM_NL__2PRFIN20051213_072332_000000392043_00207_19800_9478.N1 | 13-DEC-2005 07:23:32 | Dark | 38.500 | 20 | Bet Cru | 1.2530 | 30000. | 77 | 19800 | No |
| 96 | GOM_NL__2PRFIN20051213_072538_000000362043_00207_19800_9479.N1 | 13-DEC-2005 07:25:38 | Dark | 36.000 | 112 | Alp Mus | 2.6880 | 26000. | 72 | 19800 | No |
| 97 | GOM_NL__2PRFIN20051213_073021_000000382043_00207_19800_9480.N1 | 13-DEC-2005 07:30:21 | Dark | 37.500 | 29 | Bet Car | 1.6720 | 10200. | 75 | 19800 | No |
| 98 | GOM_NL__2PRFIN20051213_073746_000000472043_00207_19800_9481.N1 | 13-DEC-2005 07:37:46 | Dark | 47.000 | 2 | Alp Car | -0.73600 | 7000.0 | 94 | 19800 | No |
| 99 | GOM_NL__2PRFIN20051213_075059_000000412043_00207_19800_9482.N1 | 13-DEC-2005 07:50:59 | Straylight | 40.500 | 165 | 34Gam Eri | 2.9500 | 3200.0 | 81 | 19800 | No |
| 100 | GOM_NL__2PRFIN20051213_075628_000000442043_00207_19800_9483.N1 | 13-DEC-2005 07:56:28 | Tw_i_and_stray | 43.500 | 94 | 92Alp Cet | 2.5260 | 3100.0 | 87 | 19800 | No |
| 101 | GOM_NL__2PRFIN20051213_080136_000000362043_00207_19800_9484.N1 | 13-DEC-2005 08:01:36 | Bright | 35.500 | 146 | 25Eta Tau | 2.8730 | 15200. | 71 | 19800 | No |

| | | | | | | | | | | | |
|-----|--|----------------------|--------------|--------|-----|-----------|----------|--------|-----|-------|----|
| 102 | GOM_NL__2PRFIN20051213_080348_000000352043_00207_19800_9485.N1 | 13-DEC-2005 08:03:48 | Bright | 34.500 | 150 | 44Zet Per | 2.8900 | 28000. | 69 | 19800 | No |
| 103 | GOM_NL__2PRFIN20051213_080607_000000352043_00207_19800_9486.N1 | 13-DEC-2005 08:06:07 | Bright | 34.500 | 149 | 45Eps Per | 2.8880 | 30000. | 69 | 19800 | No |
| 104 | GOM_NL__2PRFIN20051213_080817_000000352043_00207_19800_9487.N1 | 13-DEC-2005 08:08:17 | Bright | 34.500 | 175 | 39Del Per | 3.0100 | 19400. | 69 | 19800 | No |
| 105 | GOM_NL__2PRFIN20051213_080959_000000362043_00207_19800_9488.N1 | 13-DEC-2005 08:09:59 | Bright | 35.500 | 160 | 23Gam Per | 2.9300 | 4700.0 | 71 | 19800 | No |
| 106 | GOM_NL__2PRFIN20051213_081302_000000362043_00207_19800_9489.N1 | 13-DEC-2005 08:13:02 | Bright | 36.000 | 110 | 37Del Cas | 2.6780 | 8900.0 | 72 | 19800 | No |
| 107 | GOM_NL__2PRFIN20051213_081959_000000352043_00207_19800_9490.N1 | 13-DEC-2005 08:19:59 | Bright | 35.000 | 49 | 1Alp UMi | 1.9900 | 6300.0 | 70 | 19800 | No |
| 108 | GOM_NL__2PRFIN20051213_082442_000000362043_00207_19800_9491.N1 | 13-DEC-2005 08:24:42 | Bright | 36.000 | 60 | 7Bet UMi | 2.0810 | 3950.0 | 72 | 19800 | No |
| 109 | GOM_NL__2PRFIN20051213_082751_000000372043_00207_19800_9492.N1 | 13-DEC-2005 08:27:51 | Bright | 36.500 | 119 | 14Eta Dra | 2.7270 | 4700.0 | 73 | 19800 | No |
| 110 | GOM_NL__2PRFIN20051213_083511_000000362043_00207_19800_9493.N1 | 13-DEC-2005 08:35:11 | Bright | 36.000 | 180 | 27Gam Boo | 3.0400 | 8000.0 | 72 | 19800 | No |
| 111 | GOM_NL__2PRFIN20051213_083821_000000402043_00207_19800_9494.N1 | 13-DEC-2005 08:38:21 | Bright | 39.500 | 83 | | 2.3780 | 11000. | 79 | 19800 | No |
| 112 | GOM_NL__2PRFIN20051213_085638_000000392043_00207_19800_9495.N1 | 13-DEC-2005 08:56:38 | Twilight | 38.500 | 54 | 5The Cen | 2.0550 | 4500.0 | 77 | 19800 | No |
| 113 | GOM_NL__2PRFIN20051213_085804_000000442043_00207_19800_9496.N1 | 13-DEC-2005 08:58:04 | Dark | 43.500 | 123 | lot Cen | 2.7500 | 10200. | 87 | 19800 | No |
| 114 | GOM_NL__2PRFIN20051213_085940_000000392043_00207_19800_9497.N1 | 13-DEC-2005 08:59:40 | Dark | 39.000 | 95 | Zet Cen | 2.5450 | 26000. | 78 | 19800 | No |
| 115 | GOM_NL__2PRFIN20051213_090131_000000372043_00207_19800_9498.N1 | 13-DEC-2005 09:01:31 | Dark | 37.000 | 77 | Eps Cen | 2.3030 | 28000. | 74 | 19800 | No |
| 116 | GOM_NL__2PRFIN20051213_090614_000000372043_00208_19801_9479.N1 | 13-DEC-2005 09:06:14 | Dark | 36.500 | 112 | Alp Mus | 2.6880 | 26000. | 73 | 19801 | No |
| 117 | GOM_NL__2PRFIN20051213_091057_000000382043_00208_19801_9480.N1 | 13-DEC-2005 09:10:57 | Dark | 38.000 | 29 | Bet Car | 1.6720 | 10200. | 76 | 19801 | No |
| 118 | GOM_NL__2PRFIN20051213_091823_000000462043_00208_19801_9481.N1 | 13-DEC-2005 09:18:23 | Dark | 45.500 | 2 | Alp Car | -0.73600 | 7000.0 | 91 | 19801 | No |
| 119 | GOM_NL__2PRFIN20051213_093135_000000432043_00208_19801_9482.N1 | 13-DEC-2005 09:31:35 | Straylight | 43.000 | 165 | 34Gam Eri | 2.9500 | 3200.0 | 86 | 19801 | No |
| 120 | GOM_NL__2PRFIN20051213_093704_000000442043_00208_19801_9483.N1 | 13-DEC-2005 09:37:04 | Tw_and_stray | 43.500 | 94 | 92Alp Cet | 2.5260 | 3100.0 | 87 | 19801 | No |
| 121 | GOM_NL__2PRFIN20051213_094212_000000362043_00208_19801_9484.N1 | 13-DEC-2005 09:42:12 | Bright | 36.000 | 146 | 25Eta Tau | 2.8730 | 15200. | 72 | 19801 | No |
| 122 | GOM_NL__2PRFIN20051213_094424_000000372043_00208_19801_9485.N1 | 13-DEC-2005 09:44:24 | Bright | 36.500 | 150 | 44Zet Per | 2.8900 | 28000. | 73 | 19801 | No |
| 123 | GOM_NL__2PRFIN20051213_094642_000000362043_00208_19801_9486.N1 | 13-DEC-2005 09:46:42 | Bright | 35.500 | 149 | 45Eps Per | 2.8880 | 30000. | 71 | 19801 | No |
| 124 | GOM_NL__2PRFIN20051213_094853_000000352043_00208_19801_9487.N1 | 13-DEC-2005 09:48:53 | Bright | 34.500 | 175 | 39Del Per | 3.0100 | 19400. | 69 | 19801 | No |
| 125 | GOM_NL__2PRFIN20051213_095035_000000352043_00208_19801_9488.N1 | 13-DEC-2005 09:50:35 | Bright | 34.500 | 160 | 23Gam Per | 2.9300 | 4700.0 | 69 | 19801 | No |
| 126 | GOM_NL__2PRFIN20051213_095338_000000362043_00208_19801_9489.N1 | 13-DEC-2005 09:53:38 | Bright | 36.000 | 110 | 37Del Cas | 2.6780 | 8900.0 | 72 | 19801 | No |
| 127 | GOM_NL__2PRFIN20051213_100035_000000362043_00208_19801_9490.N1 | 13-DEC-2005 10:00:35 | Bright | 36.000 | 49 | 1Alp UMi | 1.9900 | 6300.0 | 72 | 19801 | No |
| 128 | GOM_NL__2PRFIN20051213_100518_000000372043_00208_19801_9491.N1 | 13-DEC-2005 10:05:18 | Bright | 37.000 | 60 | 7Bet UMi | 2.0810 | 3950.0 | 74 | 19801 | No |
| 129 | GOM_NL__2PRFIN20051213_100827_000000372043_00208_19801_9492.N1 | 13-DEC-2005 10:08:27 | Bright | 36.500 | 119 | 14Eta Dra | 2.7270 | 4700.0 | 73 | 19801 | No |
| 130 | GOM_NL__2PRFIN20051213_101547_000000442043_00208_19801_9493.N1 | 13-DEC-2005 10:15:47 | Bright | 43.500 | 180 | 27Gam Boo | 3.0400 | 8000.0 | 87 | 19801 | No |
| 131 | GOM_NL__2PRFIN20051213_101857_000000352043_00208_19801_9494.N1 | 13-DEC-2005 10:18:57 | Bright | 34.500 | 83 | | 2.3780 | 11000. | 69 | 19801 | No |
| 132 | GOM_NL__2PRFIN20051213_103714_000000412043_00208_19801_9495.N1 | 13-DEC-2005 10:37:14 | Twilight | 40.500 | 54 | 5The Cen | 2.0550 | 4500.0 | 81 | 19801 | No |
| 133 | GOM_NL__2PRFIN20051213_103840_000000422043_00208_19801_9496.N1 | 13-DEC-2005 10:38:40 | Dark | 41.500 | 123 | lot Cen | 2.7500 | 10200. | 83 | 19801 | No |
| 134 | GOM_NL__2PRFIN20051213_104016_000000412043_00208_19801_9497.N1 | 13-DEC-2005 10:40:16 | Dark | 41.000 | 95 | Zet Cen | 2.5450 | 26000. | 82 | 19801 | No |
| 135 | GOM_NL__2PRFIN20051213_104207_000000382043_00208_19801_9498.N1 | 13-DEC-2005 10:42:07 | Dark | 38.000 | 77 | Eps Cen | 2.3030 | 28000. | 76 | 19801 | No |
| 136 | GOM_NL__2PRFIN20051213_104650_000000372043_00209_19802_9481.N1 | 13-DEC-2005 10:46:50 | Dark | 36.500 | 112 | Alp Mus | 2.6880 | 26000. | 73 | 19802 | No |
| 137 | GOM_NL__2PRFIN20051213_105134_000000382043_00209_19802_9482.N1 | 13-DEC-2005 10:51:34 | Dark | 37.500 | 29 | Bet Car | 1.6720 | 10200. | 75 | 19802 | No |
| 138 | GOM_NL__2PRFIN20051213_105859_000000482043_00209_19802_9483.N1 | 13-DEC-2005 10:58:59 | Dark | 48.000 | 2 | Alp Car | -0.73600 | 7000.0 | 96 | 19802 | No |
| 139 | GOM_NL__2PRFIN20051213_111211_000000442043_00209_19802_9484.N1 | 13-DEC-2005 11:12:11 | Straylight | 43.500 | 165 | 34Gam Eri | 2.9500 | 3200.0 | 87 | 19802 | No |
| 140 | GOM_NL__2PRFIN20051213_111740_000000522043_00209_19802_9485.N1 | 13-DEC-2005 11:17:40 | Tw_and_stray | 51.500 | 94 | 92Alp Cet | 2.5260 | 3100.0 | 103 | 19802 | No |
| 141 | GOM_NL__2PRFIN20051213_112248_000000472043_00209_19802_9486.N1 | 13-DEC-2005 11:22:48 | Bright | 46.500 | 146 | 25Eta Tau | 2.8730 | 15200. | 93 | 19802 | No |
| 142 | GOM_NL__2PRFIN20051213_112459_000000352043_00209_19802_9487.N1 | 13-DEC-2005 11:24:59 | Bright | 35.000 | 150 | 44Zet Per | 2.8900 | 28000. | 70 | 19802 | No |
| 143 | GOM_NL__2PRFIN20051213_112718_000000342043_00209_19802_9488.N1 | 13-DEC-2005 11:27:18 | Bright | 34.000 | 149 | 45Eps Per | 2.8880 | 30000. | 68 | 19802 | No |
| 144 | GOM_NL__2PRFIN20051213_112928_000000352043_00209_19802_9489.N1 | 13-DEC-2005 11:29:28 | Bright | 34.500 | 175 | 39Del Per | 3.0100 | 19400. | 69 | 19802 | No |
| 145 | GOM_NL__2PRFIN20051213_113111_000000352043_00209_19802_9490.N1 | 13-DEC-2005 11:31:11 | Bright | 35.000 | 160 | 23Gam Per | 2.9300 | 4700.0 | 70 | 19802 | No |
| 146 | GOM_NL__2PRFIN20051213_113414_000000362043_00209_19802_9491.N1 | 13-DEC-2005 11:34:14 | Bright | 35.500 | 110 | 37Del Cas | 2.6780 | 8900.0 | 71 | 19802 | No |
| 147 | GOM_NL__2PRFIN20051213_114111_000000372043_00209_19802_9492.N1 | 13-DEC-2005 11:41:11 | Bright | 37.000 | 49 | 1Alp UMi | 1.9900 | 6300.0 | 74 | 19802 | No |
| 148 | GOM_NL__2PRFIN20051213_114554_000000372043_00209_19802_9493.N1 | 13-DEC-2005 11:45:54 | Bright | 37.000 | 60 | 7Bet UMi | 2.0810 | 3950.0 | 74 | 19802 | No |
| 149 | GOM_NL__2PRFIN20051213_114903_000000332043_00209_19802_9494.N1 | 13-DEC-2005 11:49:03 | Bright | 32.500 | 119 | 14Eta Dra | 2.7270 | 4700.0 | 65 | 19802 | No |
| 150 | GOM_NL__2PRFIN20051213_115623_000000362043_00209_19802_9495.N1 | 13-DEC-2005 11:56:23 | Bright | 36.000 | 180 | 27Gam Boo | 3.0400 | 8000.0 | 72 | 19802 | No |
| 151 | GOM_NL__2PRFIN20051213_115933_000000372043_00209_19802_9496.N1 | 13-DEC-2005 11:59:33 | Bright | 37.000 | 83 | | 2.3780 | 11000. | 74 | 19802 | No |
| 152 | GOM_NL__2PRFIN20051213_121750_000000432043_00209_19802_9497.N1 | 13-DEC-2005 12:17:50 | Twilight | 43.000 | 54 | 5The Cen | 2.0550 | 4500.0 | 86 | 19802 | No |
| 153 | GOM_NL__2PRFIN20051213_121917_000000412043_00209_19802_9498.N1 | 13-DEC-2005 12:19:17 | Dark | 40.500 | 123 | lot Cen | 2.7500 | 10200. | 81 | 19802 | No |
| 154 | GOM_NL__2PRFIN20051213_122052_000000392043_00209_19802_9499.N1 | 13-DEC-2005 12:20:52 | Dark | 38.500 | 95 | Zet Cen | 2.5450 | 26000. | 77 | 19802 | No |
| 155 | GOM_NL__2PRFIN20051213_122243_000000432043_00209_19802_9500.N1 | 13-DEC-2005 12:22:43 | Dark | 43.000 | 77 | Eps Cen | 2.3030 | 28000. | 86 | 19802 | No |
| 156 | GOM_NL__2PRFIN20051213_122401_000000372043_00209_19802_9501.N1 | 13-DEC-2005 12:24:01 | Dark | 37.000 | 10 | Bet Cen | 0.61000 | 28000. | 74 | 19802 | No |
| 157 | GOM_NL__2PRFIN20051213_122521_000000382043_00210_19803_9482.N1 | 13-DEC-2005 12:25:21 | Dark | 38.000 | 20 | Bet Cru | 1.2530 | 30000. | 76 | 19803 | No |
| 158 | GOM_NL__2PRFIN20051213_122726_000000362043_00210_19803_9483.N1 | 13-DEC-2005 12:27:26 | Dark | 36.000 | 112 | Alp Mus | 2.6880 | 26000. | 72 | 19803 | No |
| 159 | GOM_NL__2PRFIN20051213_123210_000000382043_00210_19803_9484.N1 | 13-DEC-2005 12:32:10 | Dark | 37.500 | 29 | Bet Car | 1.6720 | 10200. | 75 | 19803 | No |
| 160 | GOM_NL__2PRFIN20051213_123935_000000392043_00210_19803_9485.N1 | 13-DEC-2005 12:39:35 | Dark | 39.000 | 2 | Alp Car | -0.73600 | 7000.0 | 78 | 19803 | No |

| | | | | | | | | | | | |
|-----|--|----------------------|----------------|--------|-----|-----------|----------|--------|-----|-------|----|
| 161 | GOM_NL__2PRFIN20051213_125247_000000422043_00210_19803_9486.N1 | 13-DEC-2005 12:52:47 | Straylight | 42.000 | 165 | 34Gam Eri | 2.9500 | 3200.0 | 84 | 19803 | No |
| 162 | GOM_NL__2PRFIN20051213_125816_000000442043_00210_19803_9487.N1 | 13-DEC-2005 12:58:16 | Tw_i_and_stray | 43.500 | 94 | 92Alp Cet | 2.5260 | 3100.0 | 87 | 19803 | No |
| 163 | GOM_NL__2PRFIN20051213_130324_000000362043_00210_19803_9488.N1 | 13-DEC-2005 13:03:24 | Bright | 35.500 | 146 | 25Eta Tau | 2.8730 | 15200. | 71 | 19803 | No |
| 164 | GOM_NL__2PRFIN20051213_130535_000000362043_00210_19803_9489.N1 | 13-DEC-2005 13:05:35 | Bright | 35.500 | 150 | 44Zet Per | 2.8900 | 28000. | 71 | 19803 | No |
| 165 | GOM_NL__2PRFIN20051213_130754_000000332043_00210_19803_9490.N1 | 13-DEC-2005 13:07:54 | Bright | 33.000 | 149 | 45Eps Per | 2.8880 | 30000. | 66 | 19803 | No |
| 166 | GOM_NL__2PRFIN20051213_131005_000000342043_00210_19803_9491.N1 | 13-DEC-2005 13:10:05 | Bright | 34.000 | 175 | 39Del Per | 3.0100 | 19400. | 68 | 19803 | No |
| 167 | GOM_NL__2PRFIN20051213_131146_000000352043_00210_19803_9492.N1 | 13-DEC-2005 13:11:46 | Bright | 35.000 | 160 | 23Gam Per | 2.9300 | 4700.0 | 70 | 19803 | No |
| 168 | GOM_NL__2PRFIN20051213_131450_000000362043_00210_19803_9493.N1 | 13-DEC-2005 13:14:50 | Bright | 35.500 | 110 | 37Del Cas | 2.6780 | 8900.0 | 71 | 19803 | No |
| 169 | GOM_NL__2PRFIN20051213_132147_000000362043_00210_19803_9494.N1 | 13-DEC-2005 13:21:47 | Bright | 35.500 | 49 | 1Alp UMi | 1.9900 | 6300.0 | 71 | 19803 | No |
| 170 | GOM_NL__2PRFIN20051213_132630_000000372043_00210_19803_9495.N1 | 13-DEC-2005 13:26:30 | Bright | 37.000 | 60 | 7Bet UMi | 2.0810 | 3950.0 | 74 | 19803 | No |
| 171 | GOM_NL__2PRFIN20051213_132939_000000352043_00210_19803_9496.N1 | 13-DEC-2005 13:29:39 | Bright | 35.000 | 119 | 14Eta Dra | 2.7270 | 4700.0 | 70 | 19803 | No |
| 172 | GOM_NL__2PRFIN20051213_133659_000000372043_00210_19803_9497.N1 | 13-DEC-2005 13:36:59 | Bright | 36.500 | 180 | 27Gam Boo | 3.0400 | 8000.0 | 73 | 19803 | No |
| 173 | GOM_NL__2PRFIN20051213_134009_000000502043_00210_19803_9498.N1 | 13-DEC-2005 13:40:09 | Bright | 50.000 | 83 | | 2.3780 | 11000. | 100 | 19803 | No |
| 174 | GOM_NL__2PRFIN20051213_135827_000000442043_00210_19803_9499.N1 | 13-DEC-2005 13:58:27 | Twilight | 43.500 | 54 | 5The Cen | 2.0550 | 4500.0 | 87 | 19803 | No |
| 175 | GOM_NL__2PRFIN20051213_135953_000000432043_00210_19803_9500.N1 | 13-DEC-2005 13:59:53 | Dark | 42.500 | 123 | 1ot Cen | 2.7500 | 10200. | 85 | 19803 | No |
| 176 | GOM_NL__2PRFIN20051213_140128_000000382043_00210_19803_9501.N1 | 13-DEC-2005 14:01:28 | Dark | 38.000 | 95 | Zet Cen | 2.5450 | 26000. | 76 | 19803 | No |
| 177 | GOM_NL__2PRFIN20051213_140320_000000382043_00210_19803_9502.N1 | 13-DEC-2005 14:03:20 | Dark | 37.500 | 77 | Eps Cen | 2.3030 | 28000. | 75 | 19803 | No |
| 178 | GOM_NL__2PRFIN20051213_140437_000000492043_00210_19803_9503.N1 | 13-DEC-2005 14:04:37 | Dark | 48.500 | 10 | Bet Cen | 0.61000 | 28000. | 97 | 19803 | No |
| 179 | GOM_NL__2PRFIN20051213_140557_000000392043_00211_19804_9484.N1 | 13-DEC-2005 14:05:57 | Dark | 38.500 | 20 | Bet Cru | 1.2530 | 30000. | 77 | 19804 | No |
| 180 | GOM_NL__2PRFIN20051213_140803_000000372043_00211_19804_9485.N1 | 13-DEC-2005 14:08:03 | Dark | 37.000 | 112 | Alp Mus | 2.6880 | 26000. | 74 | 19804 | No |
| 181 | GOM_NL__2PRFIN20051213_141246_000000372043_00211_19804_9486.N1 | 13-DEC-2005 14:12:46 | Dark | 37.000 | 29 | Bet Car | 1.6720 | 10200. | 74 | 19804 | No |
| 182 | GOM_NL__2PRFIN20051213_142011_000000532043_00211_19804_9487.N1 | 13-DEC-2005 14:20:11 | Dark | 52.500 | 2 | Alp Car | -0.73600 | 7000.0 | 105 | 19804 | No |
| 183 | GOM_NL__2PRFIN20051213_143323_000000442043_00211_19804_9488.N1 | 13-DEC-2005 14:33:23 | Straylight | 44.000 | 165 | 34Gam Eri | 2.9500 | 3200.0 | 88 | 19804 | No |
| 184 | GOM_NL__2PRFIN20051213_144400_000000372043_00211_19804_9489.N1 | 13-DEC-2005 14:44:00 | Bright | 37.000 | 146 | 25Eta Tau | 2.8730 | 15200. | 74 | 19804 | No |
| 185 | GOM_NL__2PRFIN20051213_144611_000000352043_00211_19804_9490.N1 | 13-DEC-2005 14:46:11 | Bright | 35.000 | 150 | 44Zet Per | 2.8900 | 28000. | 70 | 19804 | No |
| 186 | GOM_NL__2PRFIN20051213_144830_000000352043_00211_19804_9491.N1 | 13-DEC-2005 14:48:30 | Bright | 35.000 | 149 | 45Eps Per | 2.8880 | 30000. | 70 | 19804 | No |
| 187 | GOM_NL__2PRFIN20051213_145040_000000342043_00211_19804_9492.N1 | 13-DEC-2005 14:50:40 | Bright | 33.500 | 175 | 39Del Per | 3.0100 | 19400. | 67 | 19804 | No |
| 188 | GOM_NL__2PRFIN20051213_145223_000000342043_00211_19804_9493.N1 | 13-DEC-2005 14:52:23 | Bright | 34.000 | 160 | 23Gam Per | 2.9300 | 4700.0 | 68 | 19804 | No |
| 189 | GOM_NL__2PRFIN20051213_145527_000000352043_00211_19804_9494.N1 | 13-DEC-2005 14:55:27 | Bright | 34.500 | 110 | 37Del Cas | 2.6780 | 8900.0 | 69 | 19804 | No |
| 190 | GOM_NL__2PRFIN20051213_150223_000000362043_00211_19804_9495.N1 | 13-DEC-2005 15:02:23 | Bright | 35.500 | 49 | 1Alp UMi | 1.9900 | 6300.0 | 71 | 19804 | No |
| 191 | GOM_NL__2PRFIN20051213_150706_000000362043_00211_19804_9496.N1 | 13-DEC-2005 15:07:06 | Bright | 35.500 | 60 | 7Bet UMi | 2.0810 | 3950.0 | 71 | 19804 | No |
| 192 | GOM_NL__2PRFIN20051213_151015_000000342043_00211_19804_9497.N1 | 13-DEC-2005 15:10:15 | Bright | 34.000 | 119 | 14Eta Dra | 2.7270 | 4700.0 | 68 | 19804 | No |
| 193 | GOM_NL__2PRFIN20051213_151735_000000372043_00211_19804_9498.N1 | 13-DEC-2005 15:17:35 | Bright | 36.500 | 180 | 27Gam Boo | 3.0400 | 8000.0 | 73 | 19804 | No |
| 194 | GOM_NL__2PRFIN20051213_152046_000000352043_00211_19804_9499.N1 | 13-DEC-2005 15:20:46 | Bright | 34.500 | 83 | | 2.3780 | 11000. | 69 | 19804 | No |
| 195 | GOM_NL__2PRFIN20051213_153903_000000452043_00211_19804_9500.N1 | 13-DEC-2005 15:39:03 | Twilight | 45.000 | 54 | 5The Cen | 2.0550 | 4500.0 | 90 | 19804 | No |
| 196 | GOM_NL__2PRFIN20051213_154030_000000392043_00211_19804_9501.N1 | 13-DEC-2005 15:40:30 | Dark | 39.000 | 123 | 1ot Cen | 2.7500 | 10200. | 78 | 19804 | No |
| 197 | GOM_NL__2PRFIN20051213_154205_000000392043_00211_19804_9502.N1 | 13-DEC-2005 15:42:05 | Dark | 39.000 | 95 | Zet Cen | 2.5450 | 26000. | 78 | 19804 | No |
| 198 | GOM_NL__2PRFIN20051213_154356_000000382043_00211_19804_9503.N1 | 13-DEC-2005 15:43:56 | Dark | 38.000 | 77 | Eps Cen | 2.3030 | 28000. | 76 | 19804 | No |
| 199 | GOM_NL__2PRFIN20051213_154513_000000472043_00211_19804_9504.N1 | 13-DEC-2005 15:45:13 | Dark | 47.000 | 10 | Bet Cen | 0.61000 | 28000. | 94 | 19804 | No |
| 200 | GOM_NL__2PRFIN20051213_154634_000000382043_00212_19805_9485.N1 | 13-DEC-2005 15:46:34 | Dark | 38.000 | 20 | Bet Cru | 1.2530 | 30000. | 76 | 19805 | No |
| 201 | GOM_NL__2PRFIN20051213_154839_000000372043_00212_19805_9486.N1 | 13-DEC-2005 15:48:39 | Dark | 37.000 | 112 | Alp Mus | 2.6880 | 26000. | 74 | 19805 | No |
| 202 | GOM_NL__2PRFIN20051213_155323_000000402043_00212_19805_9487.N1 | 13-DEC-2005 15:53:23 | Dark | 40.000 | 29 | Bet Car | 1.6720 | 10200. | 80 | 19805 | No |
| 203 | GOM_NL__2PRFIN20051213_160048_000000522043_00212_19805_9488.N1 | 13-DEC-2005 16:00:48 | Dark | 51.500 | 2 | Alp Car | -0.73600 | 7000.0 | 103 | 19805 | No |
| 204 | GOM_NL__2PRFIN20051213_161359_000000432043_00212_19805_9489.N1 | 13-DEC-2005 16:13:59 | Straylight | 43.000 | 165 | 34Gam Eri | 2.9500 | 3200.0 | 86 | 19805 | No |
| 205 | GOM_NL__2PRFIN20051213_162436_000000362043_00212_19805_9490.N1 | 13-DEC-2005 16:24:36 | Bright | 35.500 | 146 | 25Eta Tau | 2.8730 | 15200. | 71 | 19805 | No |
| 206 | GOM_NL__2PRFIN20051213_162647_000000362043_00212_19805_9491.N1 | 13-DEC-2005 16:26:47 | Bright | 35.500 | 150 | 44Zet Per | 2.8900 | 28000. | 71 | 19805 | No |
| 207 | GOM_NL__2PRFIN20051213_162906_000000352043_00212_19805_9492.N1 | 13-DEC-2005 16:29:06 | Bright | 34.500 | 149 | 45Eps Per | 2.8880 | 30000. | 69 | 19805 | No |
| 208 | GOM_NL__2PRFIN20051213_163116_000000352043_00212_19805_9493.N1 | 13-DEC-2005 16:31:16 | Bright | 34.500 | 175 | 39Del Per | 3.0100 | 19400. | 69 | 19805 | No |
| 209 | GOM_NL__2PRFIN20051213_163258_000000362043_00212_19805_9494.N1 | 13-DEC-2005 16:32:58 | Bright | 35.500 | 160 | 23Gam Per | 2.9300 | 4700.0 | 71 | 19805 | No |
| 210 | GOM_NL__2PRFIN20051213_163603_000000352043_00212_19805_9495.N1 | 13-DEC-2005 16:36:03 | Bright | 35.000 | 110 | 37Del Cas | 2.6780 | 8900.0 | 70 | 19805 | No |
| 211 | GOM_NL__2PRFIN20051213_164258_000000362043_00212_19805_9496.N1 | 13-DEC-2005 16:42:58 | Bright | 35.500 | 49 | 1Alp UMi | 1.9900 | 6300.0 | 71 | 19805 | No |
| 212 | GOM_NL__2PRFIN20051213_164742_000000382043_00212_19805_9497.N1 | 13-DEC-2005 16:47:42 | Bright | 38.000 | 60 | 7Bet UMi | 2.0810 | 3950.0 | 76 | 19805 | No |
| 213 | GOM_NL__2PRFIN20051213_165051_000000362043_00212_19805_9498.N1 | 13-DEC-2005 16:50:51 | Bright | 36.000 | 119 | 14Eta Dra | 2.7270 | 4700.0 | 72 | 19805 | No |
| 214 | GOM_NL__2PRFIN20051213_165812_000000362043_00212_19805_9499.N1 | 13-DEC-2005 16:58:12 | Bright | 36.000 | 180 | 27Gam Boo | 3.0400 | 8000.0 | 72 | 19805 | No |
| 215 | GOM_NL__2PRFIN20051213_170122_000000352043_00212_19805_9500.N1 | 13-DEC-2005 17:01:22 | Bright | 35.000 | 83 | | 2.3780 | 11000. | 70 | 19805 | No |
| 216 | GOM_NL__2PRFIN20051213_171939_000000392043_00212_19805_9501.N1 | 13-DEC-2005 17:19:39 | Twilight | 39.000 | 54 | 5The Cen | 2.0550 | 4500.0 | 78 | 19805 | No |
| 217 | GOM_NL__2PRFIN20051213_172106_000000392043_00212_19805_9502.N1 | 13-DEC-2005 17:21:06 | Dark | 39.000 | 123 | 1ot Cen | 2.7500 | 10200. | 78 | 19805 | No |
| 218 | GOM_NL__2PRFIN20051213_172241_000000372043_00212_19805_9503.N1 | 13-DEC-2005 17:22:41 | Dark | 37.000 | 95 | Zet Cen | 2.5450 | 26000. | 74 | 19805 | No |
| 219 | GOM_NL__2PRFIN20051213_172432_000000402043_00212_19805_9504.N1 | 13-DEC-2005 17:24:32 | Dark | 40.000 | 77 | Eps Cen | 2.3030 | 28000. | 80 | 19805 | No |

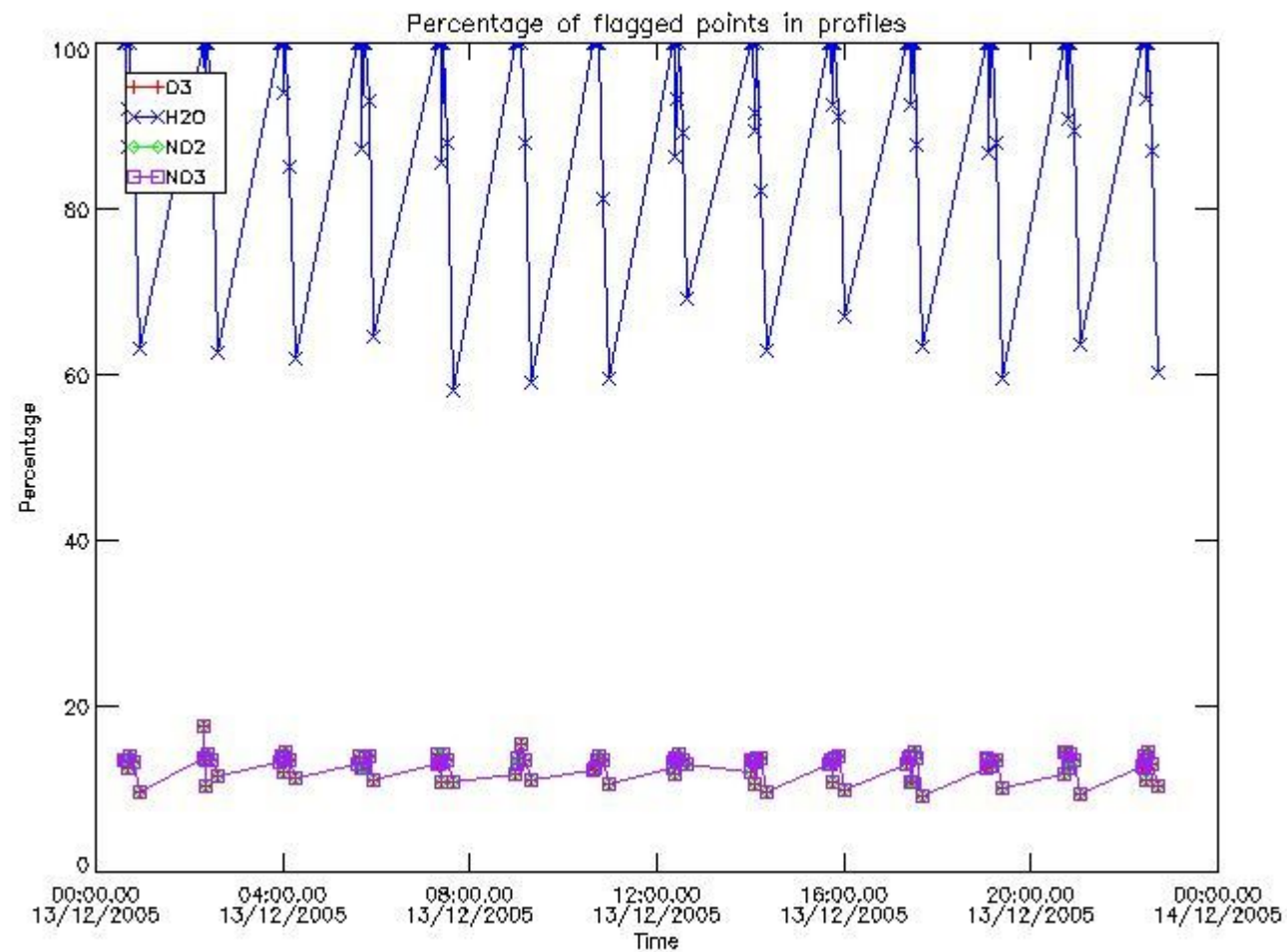
| | | | | | | | | | | | |
|-----|--|----------------------|------------|--------|-----|-----------|----------|--------|-----|-------|----|
| 220 | GOM_NL__2PRFIN20051213_172549_000000472043_00212_19805_9505.N1 | 13-DEC-2005 17:25:49 | Dark | 47.000 | 10 | Bet Cen | 0.61000 | 28000. | 94 | 19805 | No |
| 221 | GOM_NL__2PRFIN20051213_172710_000000482043_00213_19806_9487.N1 | 13-DEC-2005 17:27:10 | Dark | 47.500 | 20 | Bet Cru | 1.2530 | 30000. | 95 | 19806 | No |
| 222 | GOM_NL__2PRFIN20051213_172915_000000362043_00213_19806_9488.N1 | 13-DEC-2005 17:29:15 | Dark | 35.500 | 112 | Alp Mus | 2.6880 | 26000. | 71 | 19806 | No |
| 223 | GOM_NL__2PRFIN20051213_173359_000000372043_00213_19806_9489.N1 | 13-DEC-2005 17:33:59 | Dark | 37.000 | 29 | Bet Car | 1.6720 | 10200. | 74 | 19806 | No |
| 224 | GOM_NL__2PRFIN20051213_174124_000000552043_00213_19806_9490.N1 | 13-DEC-2005 17:41:24 | Dark | 54.500 | 2 | Alp Car | -0.73600 | 7000.0 | 109 | 19806 | No |
| 225 | GOM_NL__2PRFIN20051213_175436_000000442043_00213_19806_9491.N1 | 13-DEC-2005 17:54:36 | Straylight | 43.500 | 165 | 34Gam Eri | 2.9500 | 3200.0 | 87 | 19806 | No |
| 226 | GOM_NL__2PRFIN20051213_180723_000000362043_00213_19806_9492.N1 | 13-DEC-2005 18:07:23 | Bright | 36.000 | 150 | 44Zet Per | 2.8900 | 28000. | 72 | 19806 | No |
| 227 | GOM_NL__2PRFIN20051213_180942_000000352043_00213_19806_9493.N1 | 13-DEC-2005 18:09:42 | Bright | 35.000 | 149 | 45Eps Per | 2.8880 | 30000. | 70 | 19806 | No |
| 228 | GOM_NL__2PRFIN20051213_181152_000000352043_00213_19806_9494.N1 | 13-DEC-2005 18:11:52 | Bright | 35.000 | 175 | 39Del Per | 3.0100 | 19400. | 70 | 19806 | No |
| 229 | GOM_NL__2PRFIN20051213_181335_000000372043_00213_19806_9495.N1 | 13-DEC-2005 18:13:35 | Bright | 36.500 | 160 | 23Gam Per | 2.9300 | 4700.0 | 73 | 19806 | No |
| 230 | GOM_NL__2PRFIN20051213_181639_000000352043_00213_19806_9496.N1 | 13-DEC-2005 18:16:39 | Bright | 35.000 | 110 | 37Del Cas | 2.6780 | 8900.0 | 70 | 19806 | No |
| 231 | GOM_NL__2PRFIN20051213_182334_000000372043_00213_19806_9497.N1 | 13-DEC-2005 18:23:34 | Bright | 36.500 | 49 | 1Alp UMi | 1.9900 | 6300.0 | 73 | 19806 | No |
| 232 | GOM_NL__2PRFIN20051213_182818_000000382043_00213_19806_9498.N1 | 13-DEC-2005 18:28:18 | Bright | 38.000 | 60 | 7Bet UMi | 2.0810 | 3950.0 | 76 | 19806 | No |
| 233 | GOM_NL__2PRFIN20051213_183128_000000342043_00213_19806_9499.N1 | 13-DEC-2005 18:31:28 | Bright | 34.000 | 119 | 14Eta Dra | 2.7270 | 4700.0 | 68 | 19806 | No |
| 234 | GOM_NL__2PRFIN20051213_183847_000000492043_00213_19806_9500.N1 | 13-DEC-2005 18:38:47 | Bright | 48.500 | 180 | 27Gam Boo | 3.0400 | 8000.0 | 97 | 19806 | No |
| 235 | GOM_NL__2PRFIN20051213_184158_000000532043_00213_19806_9501.N1 | 13-DEC-2005 18:41:58 | Bright | 53.000 | 83 | | 2.3780 | 11000. | 106 | 19806 | No |
| 236 | GOM_NL__2PRFIN20051213_190016_000000442043_00213_19806_9502.N1 | 13-DEC-2005 19:00:16 | Twilight | 44.000 | 54 | 5The Cen | 2.0550 | 4500.0 | 88 | 19806 | No |
| 237 | GOM_NL__2PRFIN20051213_190143_000000412043_00213_19806_9503.N1 | 13-DEC-2005 19:01:43 | Dark | 41.000 | 123 | lot Cen | 2.7500 | 10200. | 82 | 19806 | No |
| 238 | GOM_NL__2PRFIN20051213_190317_000000372043_00213_19806_9504.N1 | 13-DEC-2005 19:03:17 | Dark | 37.000 | 95 | Zet Cen | 2.5450 | 26000. | 74 | 19806 | No |
| 239 | GOM_NL__2PRFIN20051213_190509_000000382043_00213_19806_9505.N1 | 13-DEC-2005 19:05:09 | Dark | 37.500 | 77 | Eps Cen | 2.3030 | 28000. | 75 | 19806 | No |
| 240 | GOM_NL__2PRFIN20051213_190625_000000382043_00213_19806_9506.N1 | 13-DEC-2005 19:06:25 | Dark | 38.000 | 10 | Bet Cen | 0.61000 | 28000. | 76 | 19806 | No |
| 241 | GOM_NL__2PRFIN20051213_190746_000000402043_00214_19807_9488.N1 | 13-DEC-2005 19:07:46 | Dark | 40.000 | 20 | Bet Cru | 1.2530 | 30000. | 80 | 19807 | No |
| 242 | GOM_NL__2PRFIN20051213_190951_000000382043_00214_19807_9489.N1 | 13-DEC-2005 19:09:51 | Dark | 38.000 | 112 | Alp Mus | 2.6880 | 26000. | 76 | 19807 | No |
| 243 | GOM_NL__2PRFIN20051213_191435_000000382043_00214_19807_9490.N1 | 13-DEC-2005 19:14:35 | Dark | 37.500 | 29 | Bet Car | 1.6720 | 10200. | 75 | 19807 | No |
| 244 | GOM_NL__2PRFIN20051213_192201_000000502043_00214_19807_9491.N1 | 13-DEC-2005 19:22:01 | Dark | 50.000 | 2 | Alp Car | -0.73600 | 7000.0 | 100 | 19807 | No |
| 245 | GOM_NL__2PRFIN20051213_193512_000000442043_00214_19807_9492.N1 | 13-DEC-2005 19:35:12 | Straylight | 44.000 | 165 | 34Gam Eri | 2.9500 | 3200.0 | 88 | 19807 | No |
| 246 | GOM_NL__2PRFIN20051213_194759_000000362043_00214_19807_9493.N1 | 13-DEC-2005 19:47:59 | Bright | 35.500 | 150 | 44Zet Per | 2.8900 | 28000. | 71 | 19807 | No |
| 247 | GOM_NL__2PRFIN20051213_195018_000000352043_00214_19807_9494.N1 | 13-DEC-2005 19:50:18 | Bright | 35.000 | 149 | 45Eps Per | 2.8880 | 30000. | 70 | 19807 | No |
| 248 | GOM_NL__2PRFIN20051213_195228_000000422043_00214_19807_9495.N1 | 13-DEC-2005 19:52:28 | Bright | 42.000 | 175 | 39Del Per | 3.0100 | 19400. | 84 | 19807 | No |
| 249 | GOM_NL__2PRFIN20051213_195411_000000372043_00214_19807_9496.N1 | 13-DEC-2005 19:54:11 | Bright | 36.500 | 160 | 23Gam Per | 2.9300 | 4700.0 | 73 | 19807 | No |
| 250 | GOM_NL__2PRFIN20051213_195715_000000372043_00214_19807_9497.N1 | 13-DEC-2005 19:57:15 | Bright | 36.500 | 110 | 37Del Cas | 2.6780 | 8900.0 | 73 | 19807 | No |
| 251 | GOM_NL__2PRFIN20051213_200410_000000352043_00214_19807_9498.N1 | 13-DEC-2005 20:04:10 | Bright | 35.000 | 49 | 1Alp UMi | 1.9900 | 6300.0 | 70 | 19807 | No |
| 252 | GOM_NL__2PRFIN20051213_200854_000000332043_00214_19807_9499.N1 | 13-DEC-2005 20:08:54 | Bright | 32.500 | 60 | 7Bet UMi | 2.0810 | 3950.0 | 65 | 19807 | No |
| 253 | GOM_NL__2PRFIN20051213_201204_000000362043_00214_19807_9500.N1 | 13-DEC-2005 20:12:04 | Bright | 36.000 | 119 | 14Eta Dra | 2.7270 | 4700.0 | 72 | 19807 | No |
| 254 | GOM_NL__2PRFIN20051213_201923_000000532043_00214_19807_9501.N1 | 13-DEC-2005 20:19:23 | Bright | 53.000 | 180 | 27Gam Boo | 3.0400 | 8000.0 | 106 | 19807 | No |
| 255 | GOM_NL__2PRFIN20051213_202234_000000342043_00214_19807_9502.N1 | 13-DEC-2005 20:22:34 | Bright | 34.000 | 83 | | 2.3780 | 11000. | 68 | 19807 | No |
| 256 | GOM_NL__2PRFIN20051213_204052_000000432043_00214_19807_9503.N1 | 13-DEC-2005 20:40:52 | Twilight | 43.000 | 54 | 5The Cen | 2.0550 | 4500.0 | 86 | 19807 | No |
| 257 | GOM_NL__2PRFIN20051213_204219_000000442043_00214_19807_9504.N1 | 13-DEC-2005 20:42:19 | Dark | 43.500 | 123 | lot Cen | 2.7500 | 10200. | 87 | 19807 | No |
| 258 | GOM_NL__2PRFIN20051213_204354_000000392043_00214_19807_9505.N1 | 13-DEC-2005 20:43:54 | Dark | 38.500 | 95 | Zet Cen | 2.5450 | 26000. | 77 | 19807 | No |
| 259 | GOM_NL__2PRFIN20051213_204545_000000362043_00214_19807_9506.N1 | 13-DEC-2005 20:45:45 | Dark | 35.500 | 77 | Eps Cen | 2.3030 | 28000. | 71 | 19807 | No |
| 260 | GOM_NL__2PRFIN20051213_204701_000000392043_00214_19807_9507.N1 | 13-DEC-2005 20:47:01 | Dark | 38.500 | 10 | Bet Cen | 0.61000 | 28000. | 77 | 19807 | No |
| 261 | GOM_NL__2PRFIN20051213_204823_000000412043_00215_19808_9332.N1 | 13-DEC-2005 20:48:23 | Dark | 40.500 | 20 | Bet Cru | 1.2530 | 30000. | 81 | 19808 | No |
| 262 | GOM_NL__2PRFIN20051213_205027_000000362043_00215_19808_9333.N1 | 13-DEC-2005 20:50:27 | Dark | 36.000 | 112 | Alp Mus | 2.6880 | 26000. | 72 | 19808 | No |
| 263 | GOM_NL__2PRFIN20051213_205512_000000382043_00215_19808_9334.N1 | 13-DEC-2005 20:55:12 | Dark | 38.000 | 29 | Bet Car | 1.6720 | 10200. | 76 | 19808 | No |
| 264 | GOM_NL__2PRFIN20051213_210237_000000542043_00215_19808_9335.N1 | 13-DEC-2005 21:02:37 | Dark | 53.500 | 2 | Alp Car | -0.73600 | 7000.0 | 107 | 19808 | No |
| 265 | GOM_NL__2PRFIN20051213_211548_000000422043_00215_19808_9336.N1 | 13-DEC-2005 21:15:48 | Straylight | 41.500 | 165 | 34Gam Eri | 2.9500 | 3200.0 | 83 | 19808 | No |
| 266 | GOM_NL__2PRFIN20051213_212835_000000352043_00215_19808_9337.N1 | 13-DEC-2005 21:28:35 | Bright | 35.000 | 150 | 44Zet Per | 2.8900 | 28000. | 70 | 19808 | No |
| 267 | GOM_NL__2PRFIN20051213_213053_000000362043_00215_19808_9338.N1 | 13-DEC-2005 21:30:53 | Bright | 35.500 | 149 | 45Eps Per | 2.8880 | 30000. | 71 | 19808 | No |
| 268 | GOM_NL__2PRFIN20051213_213304_000000342043_00215_19808_9339.N1 | 13-DEC-2005 21:33:04 | Bright | 34.000 | 175 | 39Del Per | 3.0100 | 19400. | 68 | 19808 | No |
| 269 | GOM_NL__2PRFIN20051213_213447_000000362043_00215_19808_9340.N1 | 13-DEC-2005 21:34:47 | Bright | 35.500 | 160 | 23Gam Per | 2.9300 | 4700.0 | 71 | 19808 | No |
| 270 | GOM_NL__2PRFIN20051213_213752_000000362043_00215_19808_9341.N1 | 13-DEC-2005 21:37:52 | Bright | 35.500 | 110 | 37Del Cas | 2.6780 | 8900.0 | 71 | 19808 | No |
| 271 | GOM_NL__2PRFIN20051213_214446_000000362043_00215_19808_9342.N1 | 13-DEC-2005 21:44:46 | Bright | 36.000 | 49 | 1Alp UMi | 1.9900 | 6300.0 | 72 | 19808 | No |
| 272 | GOM_NL__2PRFIN20051213_214930_000000382043_00215_19808_9343.N1 | 13-DEC-2005 21:49:30 | Bright | 38.000 | 60 | 7Bet UMi | 2.0810 | 3950.0 | 76 | 19808 | No |
| 273 | GOM_NL__2PRFIN20051213_215240_000000332043_00215_19808_9344.N1 | 13-DEC-2005 21:52:40 | Bright | 33.000 | 119 | 14Eta Dra | 2.7270 | 4700.0 | 66 | 19808 | No |
| 274 | GOM_NL__2PRFIN20051213_220000_000000422043_00215_19808_9345.N1 | 13-DEC-2005 22:00:00 | Bright | 42.000 | 180 | 27Gam Boo | 3.0400 | 8000.0 | 84 | 19808 | No |
| 275 | GOM_NL__2PRFIN20051213_220310_000000362043_00215_19808_9346.N1 | 13-DEC-2005 22:03:10 | Bright | 36.000 | 83 | | 2.3780 | 11000. | 72 | 19808 | No |
| 276 | GOM_NL__2PRFIN20051213_222128_000000422043_00215_19808_9347.N1 | 13-DEC-2005 22:21:28 | Twilight | 42.000 | 54 | 5The Cen | 2.0550 | 4500.0 | 84 | 19808 | No |
| 277 | GOM_NL__2PRFIN20051213_222256_000000402043_00215_19808_9348.N1 | 13-DEC-2005 22:22:56 | Dark | 40.000 | 123 | lot Cen | 2.7500 | 10200. | 80 | 19808 | No |
| 278 | GOM_NL__2PRFIN20051213_222430_000000402043_00215_19808_9349.N1 | 13-DEC-2005 22:24:30 | Dark | 40.000 | 95 | Zet Cen | 2.5450 | 26000. | 80 | 19808 | No |

| | | | | | | | | | | | |
|-----|--|----------------------|------------|--------|-----|-----------|----------|--------|-----|-------|----|
| 279 | GOM_NL__2PRFIN20051213_222621_000000412043_00215_19808_9350.N1 | 13-DEC-2005 22:26:21 | Dark | 40.500 | 77 | Eps Cen | 2.3030 | 28000. | 81 | 19808 | No |
| 280 | GOM_NL__2PRFIN20051213_222737_000000502043_00215_19808_9351.N1 | 13-DEC-2005 22:27:37 | Dark | 50.000 | 10 | Bet Cen | 0.61000 | 28000. | 100 | 19808 | No |
| 281 | GOM_NL__2PRFIN20051213_222859_000000382043_00216_19809_9332.N1 | 13-DEC-2005 22:28:59 | Dark | 38.000 | 20 | Bet Cru | 1.2530 | 30000. | 76 | 19809 | No |
| 282 | GOM_NL__2PRFIN20051213_223104_000000362043_00216_19809_9333.N1 | 13-DEC-2005 22:31:04 | Dark | 35.500 | 112 | Alp Mus | 2.6880 | 26000. | 71 | 19809 | No |
| 283 | GOM_NL__2PRFIN20051213_223548_000000392043_00216_19809_9334.N1 | 13-DEC-2005 22:35:48 | Dark | 39.000 | 29 | Bet Car | 1.6720 | 10200. | 78 | 19809 | No |
| 284 | GOM_NL__2PRFIN20051213_224313_000000502043_00216_19809_9335.N1 | 13-DEC-2005 22:43:13 | Dark | 49.500 | 2 | Alp Car | -0.73600 | 7000.0 | 99 | 19809 | No |
| 285 | GOM_NL__2PRFIN20051213_225624_000000412043_00216_19809_9336.N1 | 13-DEC-2005 22:56:24 | Straylight | 41.000 | 165 | 34Gam Eri | 2.9500 | 3200.0 | 82 | 19809 | No |
| 286 | GOM_NL__2PRFIN20051213_230911_000000352043_00216_19809_9337.N1 | 13-DEC-2005 23:09:11 | Bright | 34.500 | 150 | 44Zet Per | 2.8900 | 28000. | 69 | 19809 | No |
| 287 | GOM_NL__2PRFIN20051213_231129_000000352043_00216_19809_9338.N1 | 13-DEC-2005 23:11:29 | Bright | 34.500 | 149 | 45Eps Per | 2.8880 | 30000. | 69 | 19809 | No |
| 288 | GOM_NL__2PRFIN20051213_231340_000000342043_00216_19809_9339.N1 | 13-DEC-2005 23:13:40 | Bright | 33.500 | 175 | 39Del Per | 3.0100 | 19400. | 67 | 19809 | No |
| 289 | GOM_NL__2PRFIN20051213_231523_000000352043_00216_19809_9340.N1 | 13-DEC-2005 23:15:23 | Bright | 35.000 | 160 | 23Gam Per | 2.9300 | 4700.0 | 70 | 19809 | No |
| 290 | GOM_NL__2PRFIN20051213_231828_000000372043_00216_19809_9341.N1 | 13-DEC-2005 23:18:28 | Bright | 36.500 | 110 | 37Del Cas | 2.6780 | 8900.0 | 73 | 19809 | No |
| 291 | GOM_NL__2PRFIN20051213_232522_000000362043_00216_19809_9342.N1 | 13-DEC-2005 23:25:22 | Bright | 35.500 | 49 | 1Alp UMi | 1.9900 | 6300.0 | 71 | 19809 | No |
| 292 | GOM_NL__2PRFIN20051213_233005_000000372043_00216_19809_9343.N1 | 13-DEC-2005 23:30:05 | Bright | 36.500 | 60 | 7Bet UMi | 2.0810 | 3950.0 | 73 | 19809 | No |
| 293 | GOM_NL__2PRFIN20051213_233316_000000372043_00216_19809_9344.N1 | 13-DEC-2005 23:33:16 | Bright | 37.000 | 119 | 14Eta Dra | 2.7270 | 4700.0 | 74 | 19809 | No |
| 294 | GOM_NL__2PRFIN20051213_234035_000000362043_00216_19809_9345.N1 | 13-DEC-2005 23:40:35 | Bright | 35.500 | 180 | 27Gam Boo | 3.0400 | 8000.0 | 71 | 19809 | No |
| 295 | GOM_NL__2PRFIN20051213_234346_000000512043_00216_19809_9346.N1 | 13-DEC-2005 23:43:46 | Bright | 50.500 | 83 | | 2.3780 | 11000. | 101 | 19809 | No |

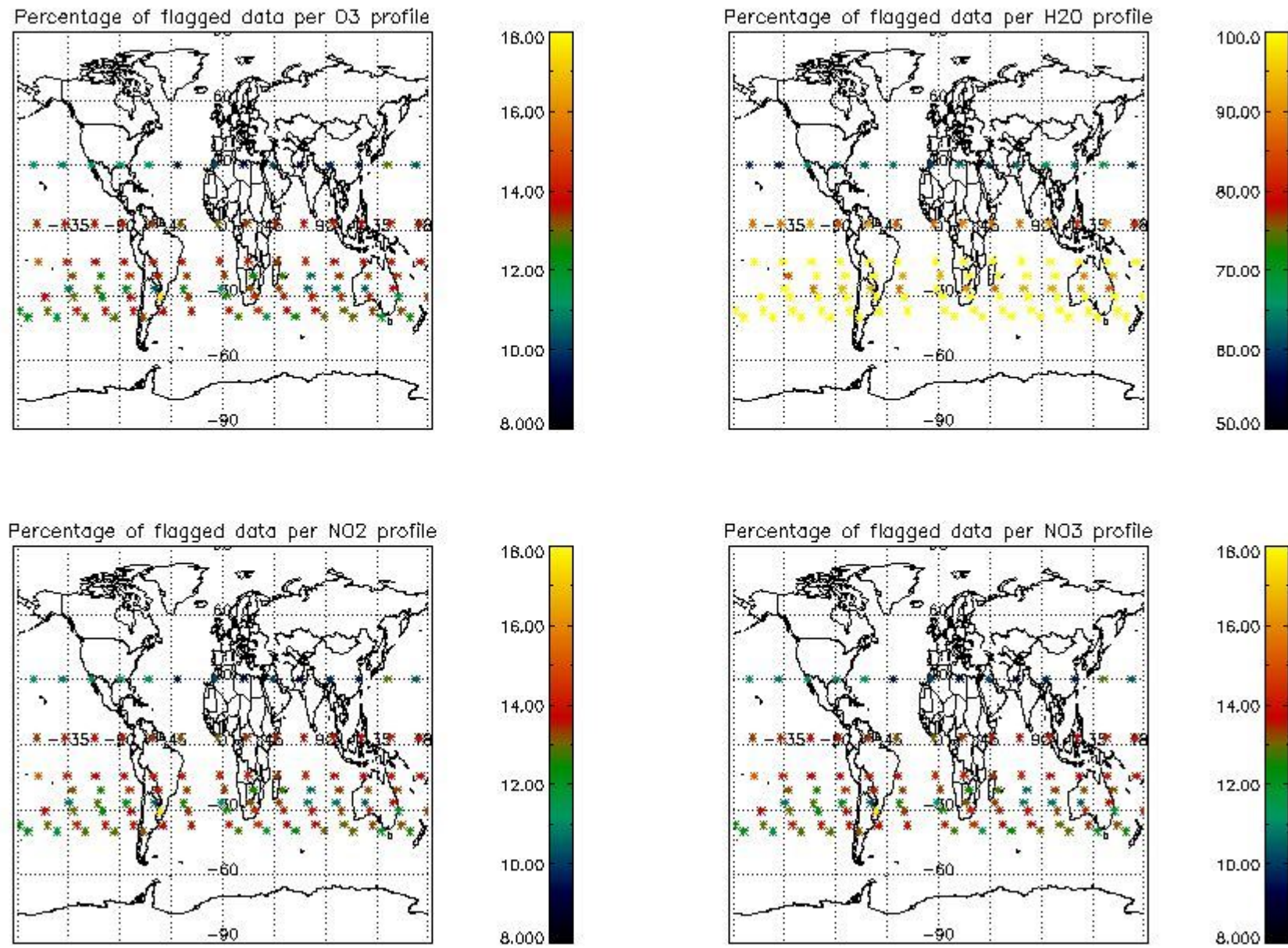
3. Quality information per product

In this section it is plotted some information contained in the Quality Summary data set of the level 2 products. Only products in dark limb conditions and without errors (error flag in the MPH set to "0") are used.

3.1 Plot quality information per product (time dependant)



3.2 Plot quality information per product (world map)

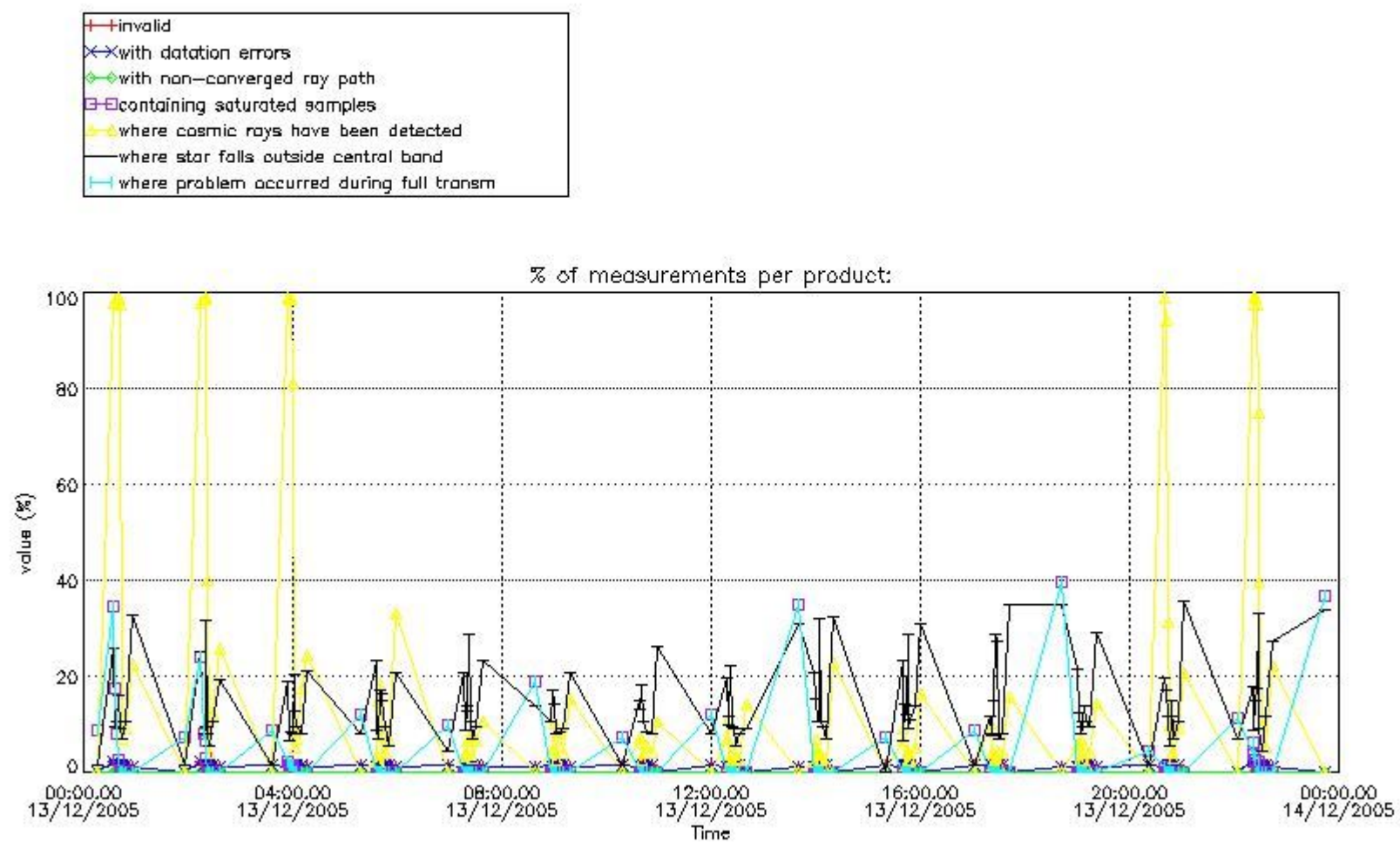


4. Level 1 quality information per product

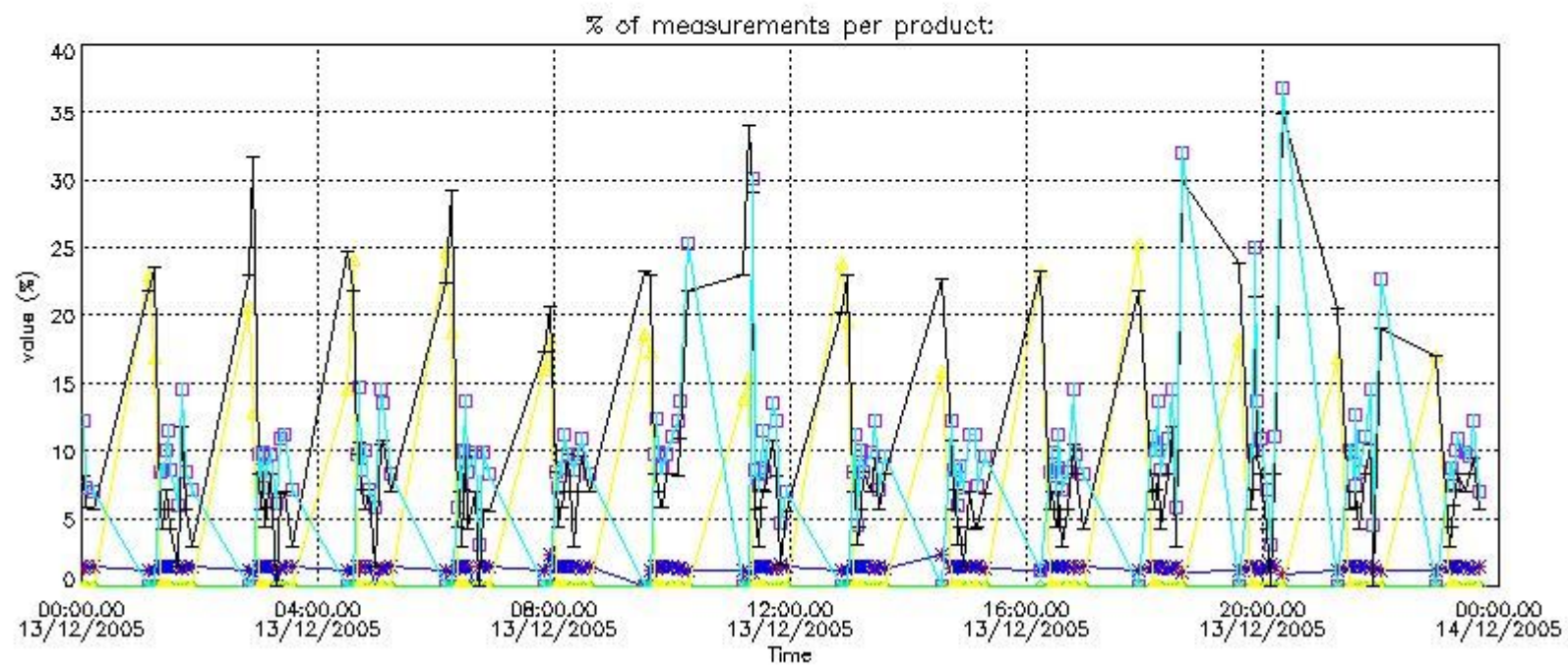
In this section it is plotted some information contained in the Quality Summary data set of the level 2 products that comes from the level 1b processing. Products without errors (error flag in the MPH set to "0") are used.

4.1 Plot quality information per product (time dependant) coming from level 1b processing

4.1.1 Plot level 1 quality information per product (time dependant): ENVISAT ASCENDING passes

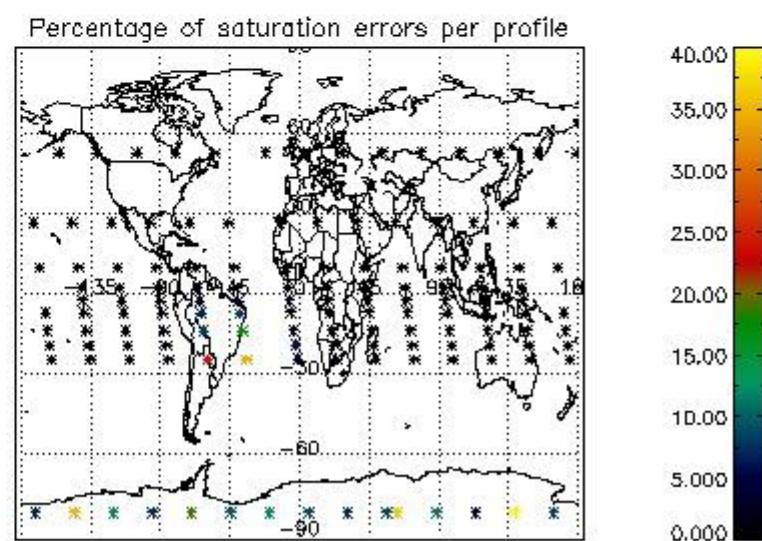
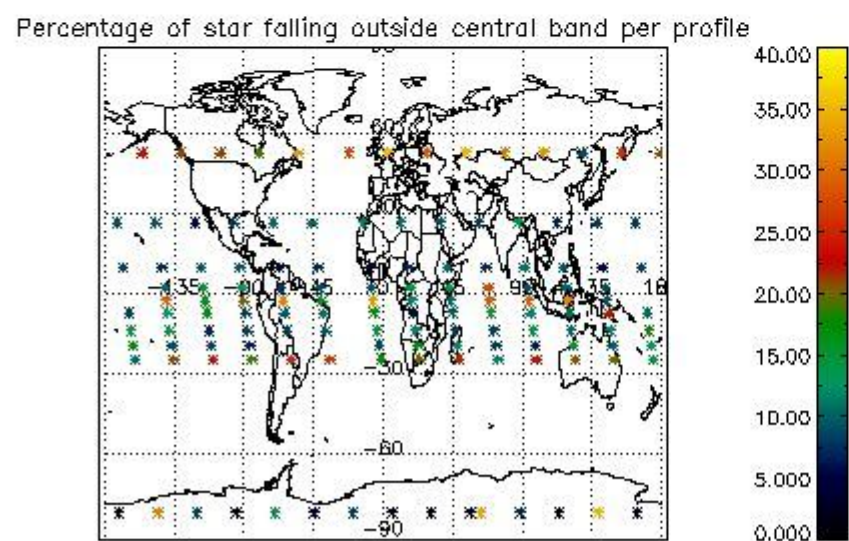
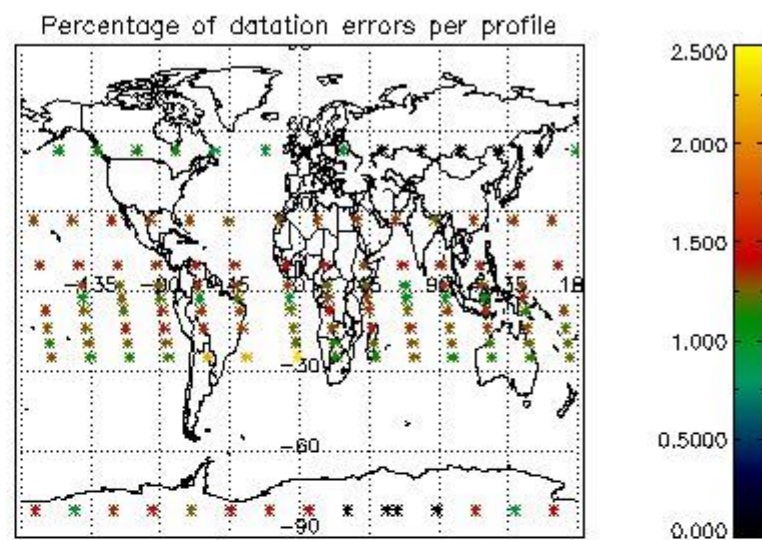
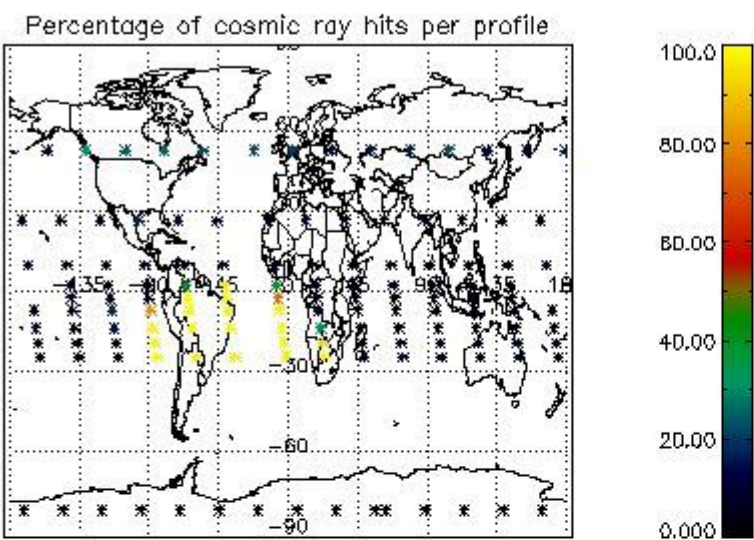


4.1.2 Plot level 1 quality information per product (time dependant): ENVISAT DESCENDING passes

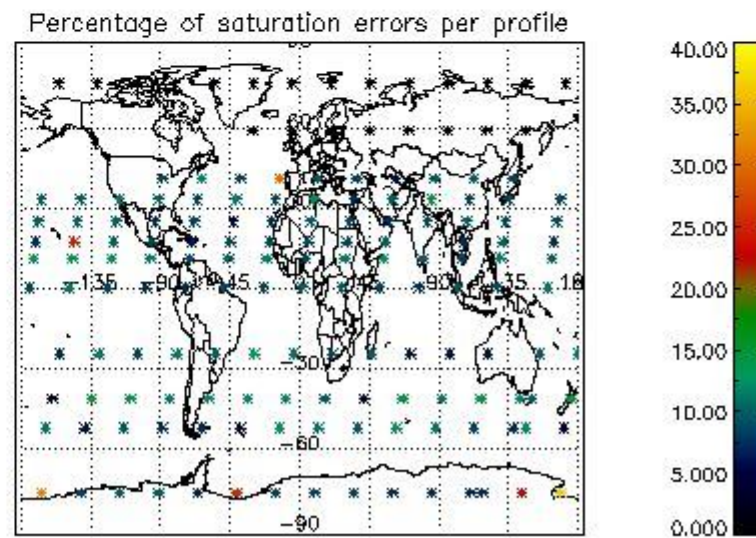
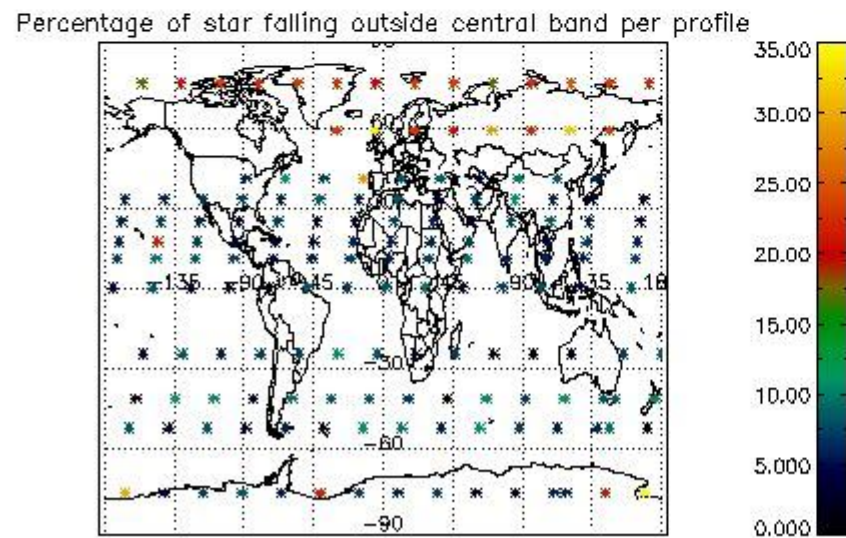
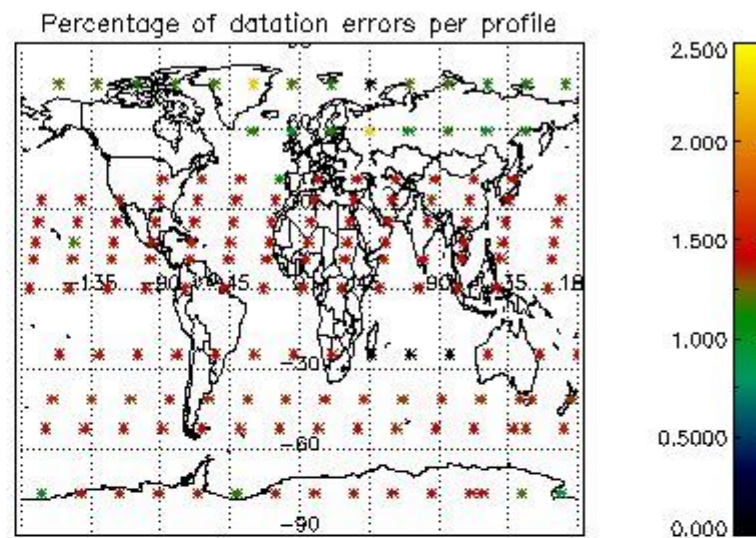
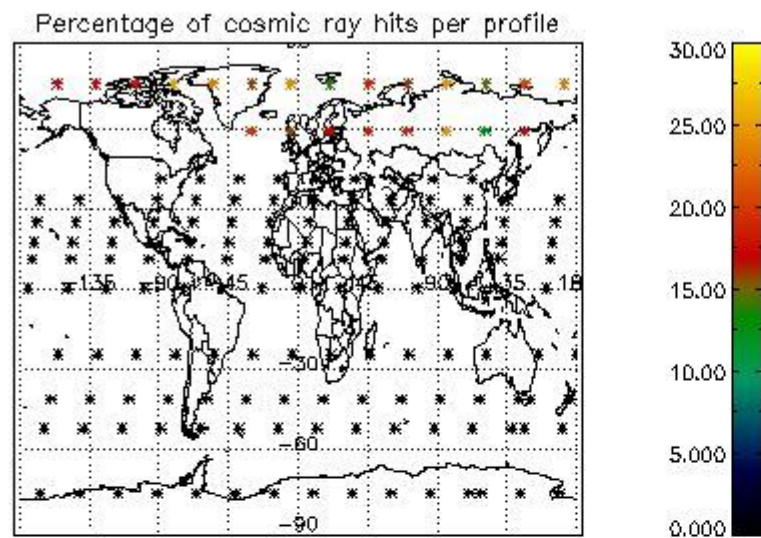


4.2 Plot quality information per product coming from level 1b processing (world map)

4.2.1 Plot level 1 quality information per product (world map): ENVISAT ASCENDING passes



4.2.2 Plot level 1 quality information per product (world map): ENVISAT DESCENDING passes



5. Trace gas profiles

5.1 Ozone statistics based on quality of products

The final quality of the products can be "measured" using the STD (Standard Deviation) attached to every point profile. This information is written to the parameter GOM_NL__2P/NL_LOCAL_SPECIES_DENSITY/o3_std of the level 2 products. The table below shows the statistics for given STD ranges.

The statistics are given with respect to the overall valid production:

- Products without fatal errors: GOM_NL__2P/MPH/PRODUCT_ERR=0
- Valid point profile: GOM_NL__2P/NL_LOCAL_SPECIES_DENSITY/pcd(0)=0

The 'Criteria' is applied to valid points of dark limb products:

- Products in dark limb illumination condition: GOM_NL__2P/NL_SUMMARY_QUALITY/obs_ill_cond=0
- Products without fatal errors: GOM_NL__2P/MPH/PRODUCT_ERR=0
- Valid point profile: GOM_NL__2P/NL_LOCAL_SPECIES_DENSITY/pcd(0)=0

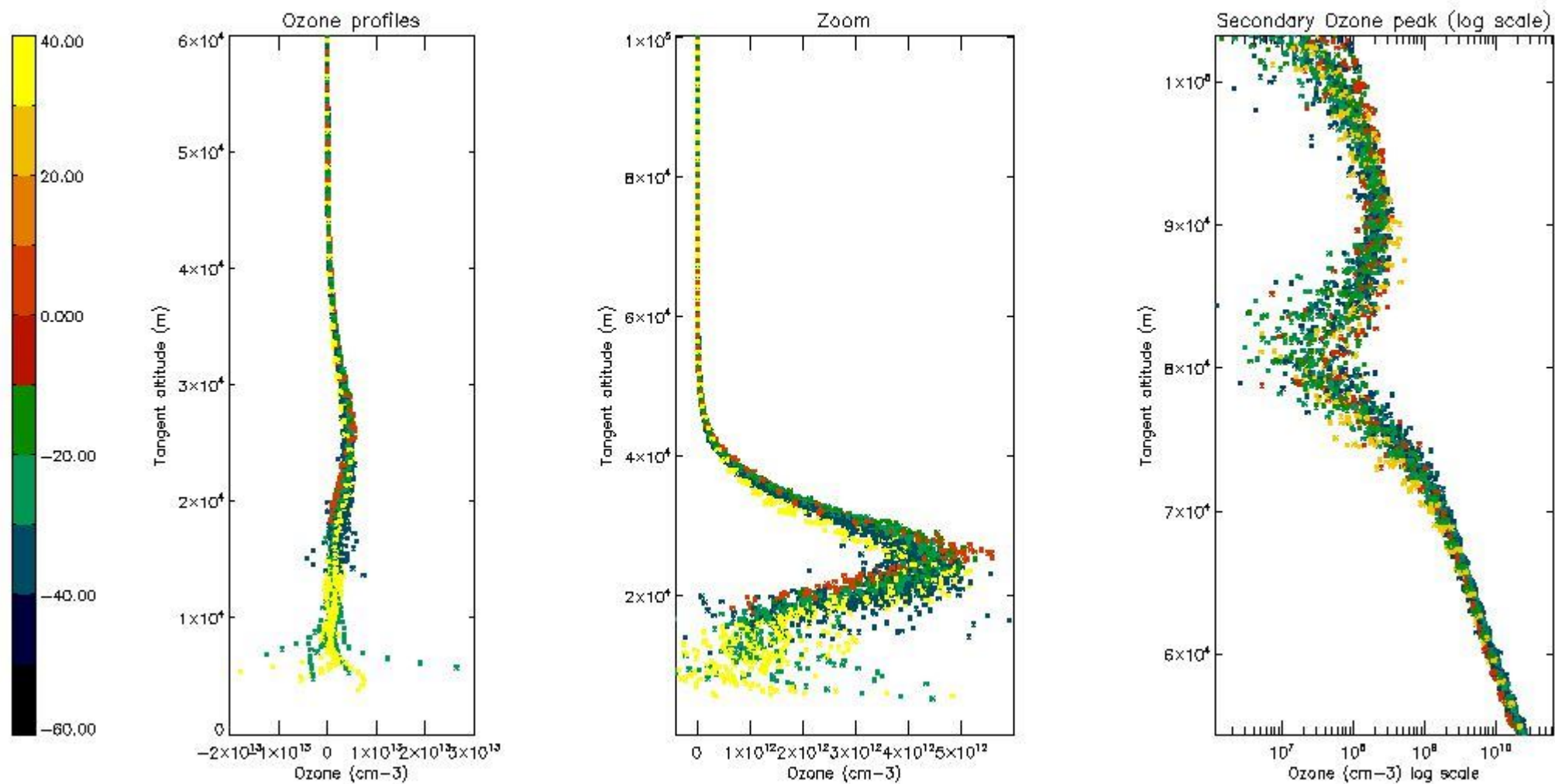
So, the table below shows the percentage of dark limb and valid observations for each criteria with respect to the overall valid daily observations.

| Criteria | % of total production |
|----------|-----------------------|
| All STD | 39 |
| STD < 20 | 26 |

| | |
|----------|----|
| STD < 10 | 22 |
| STD < 5 | 16 |

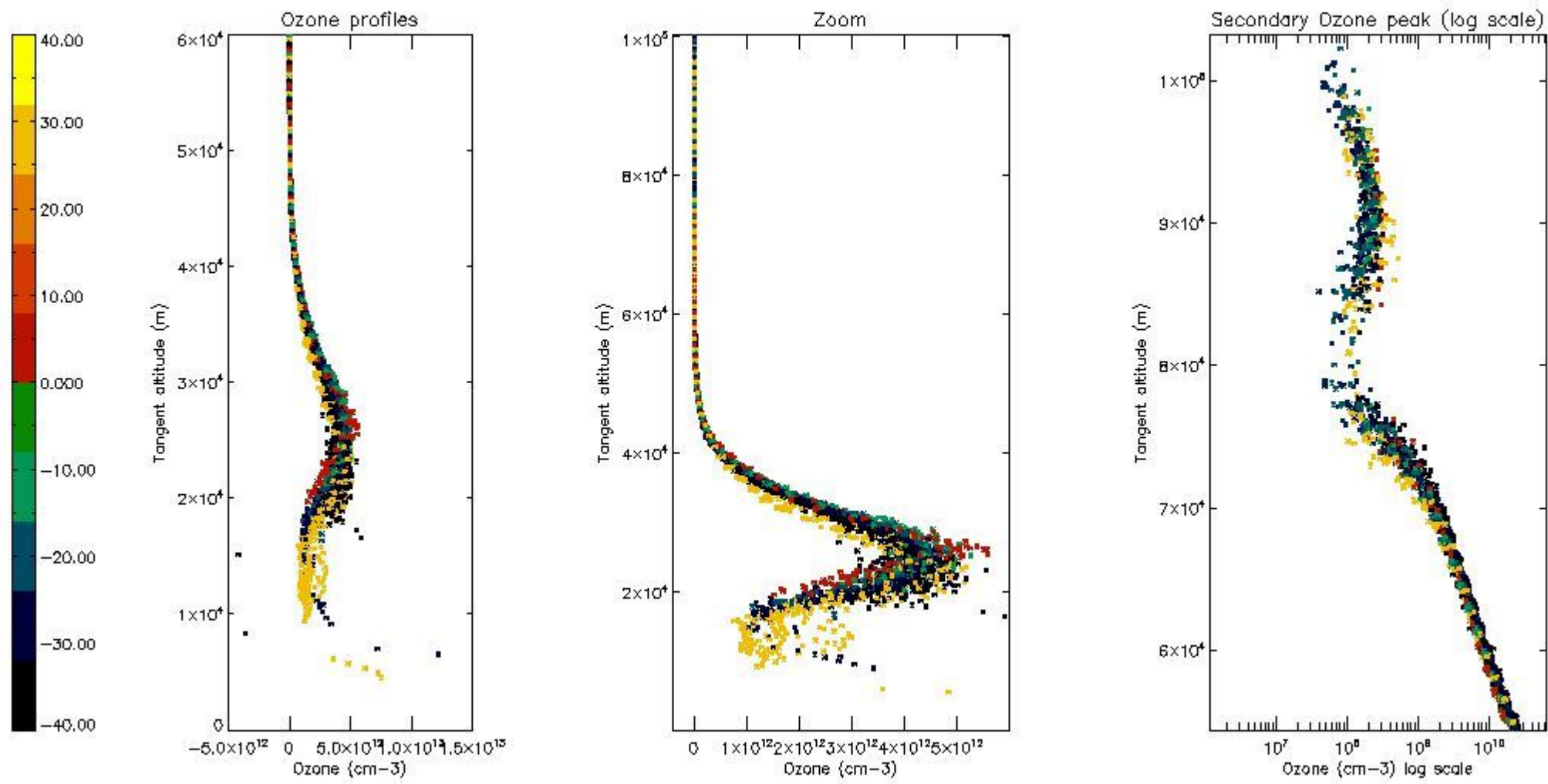
5.2 Plot ozone profiles for all STD (dark without errors)

The colorbar represents the latitude.



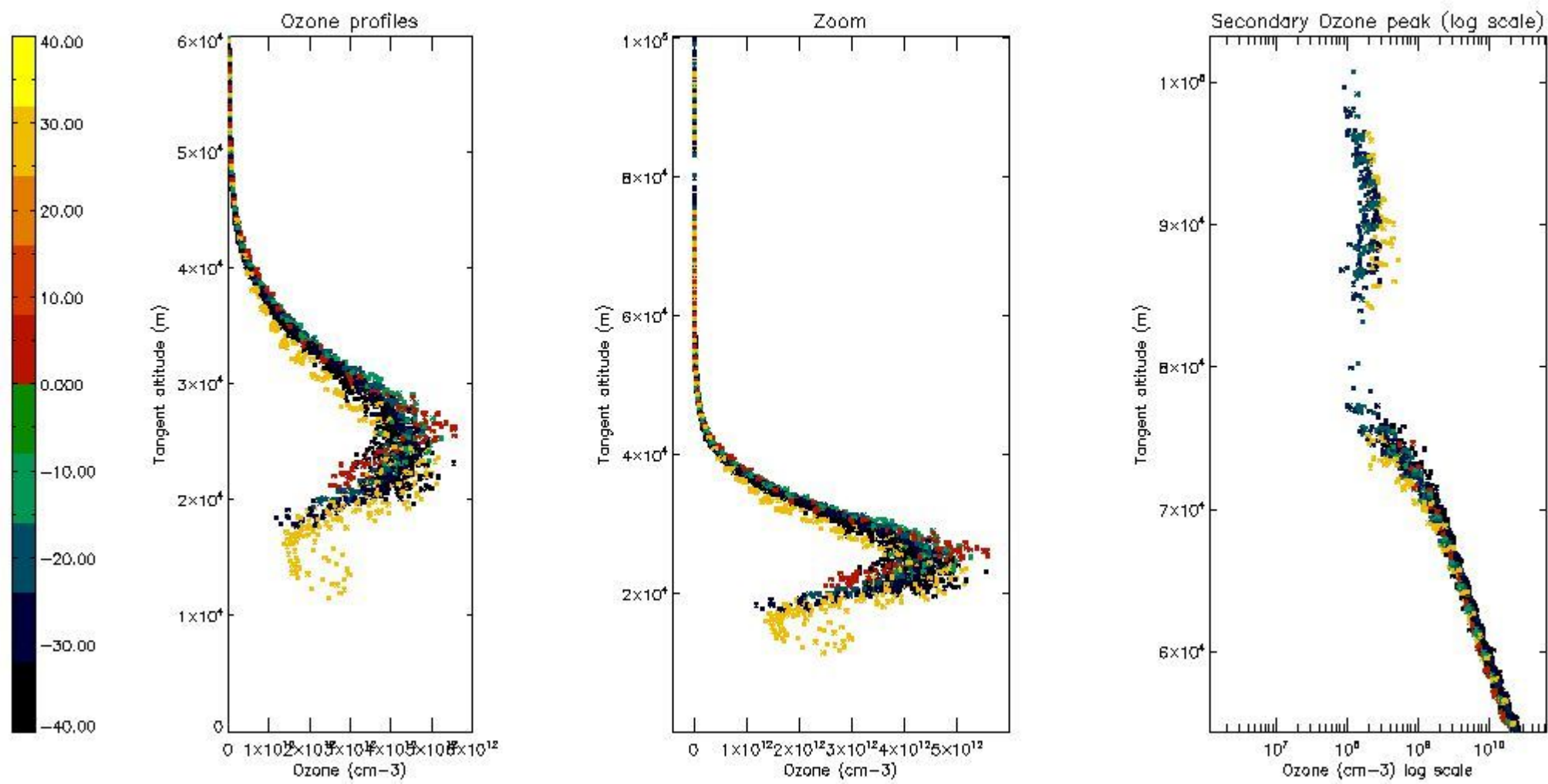
5.3 Plot ozone profiles where STD < 20% (dark without errors)

The colorbar represents the latitude.



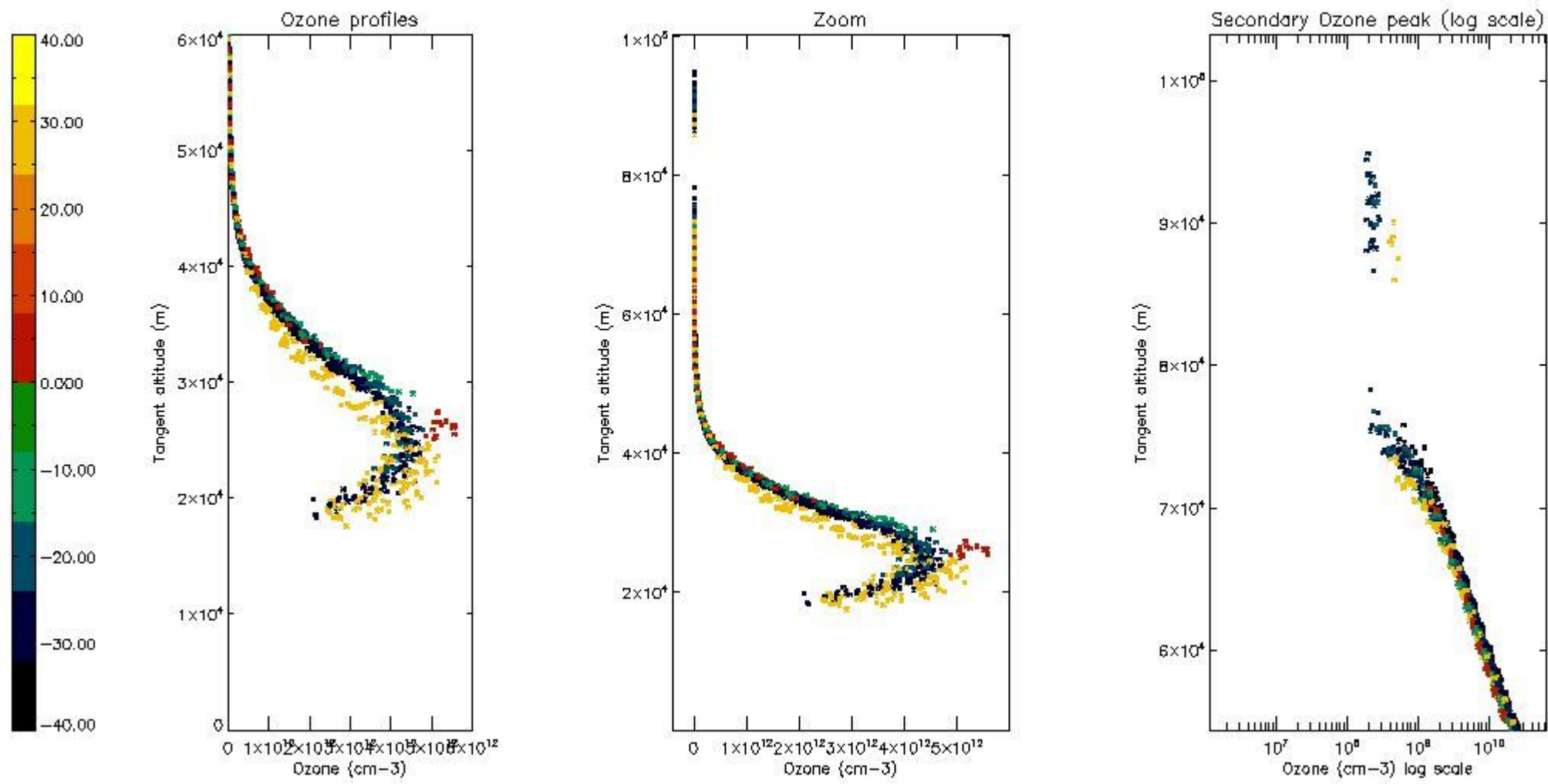
5.4 Plot ozone profiles where STD < 10% (dark without errors)

The colorbar represents the latitude.



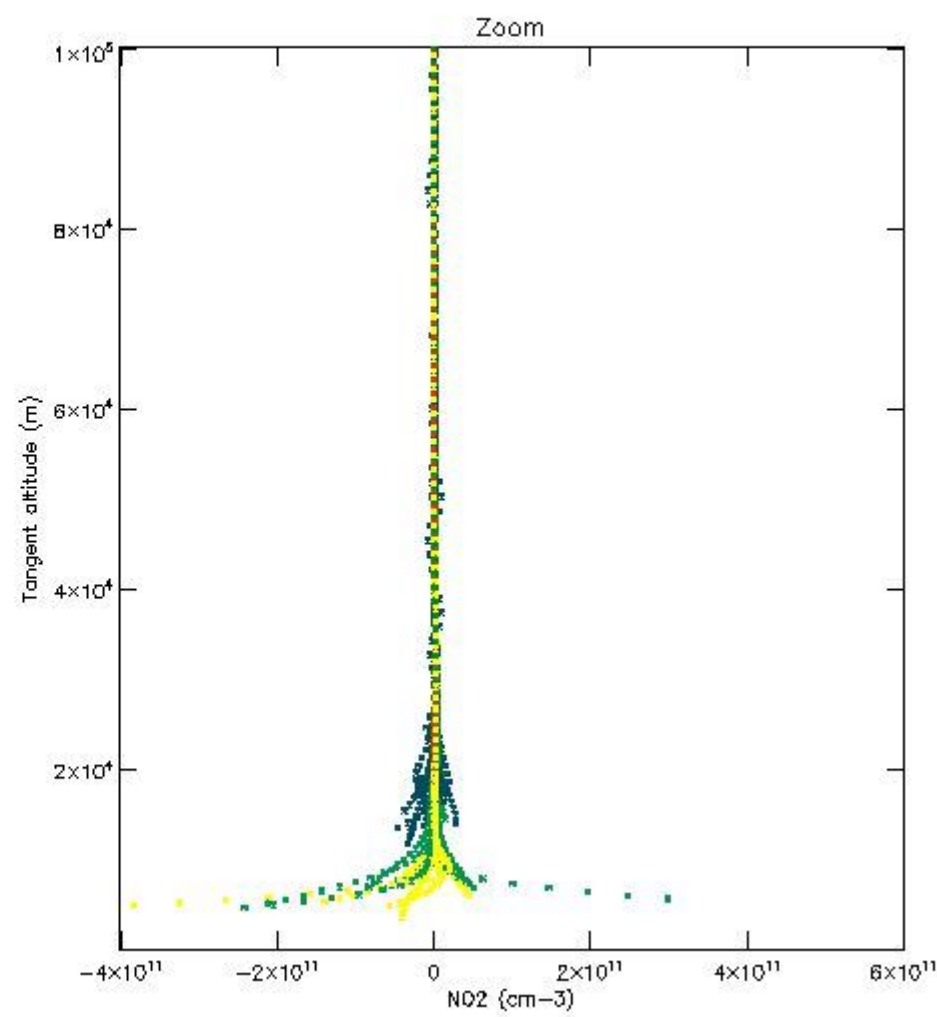
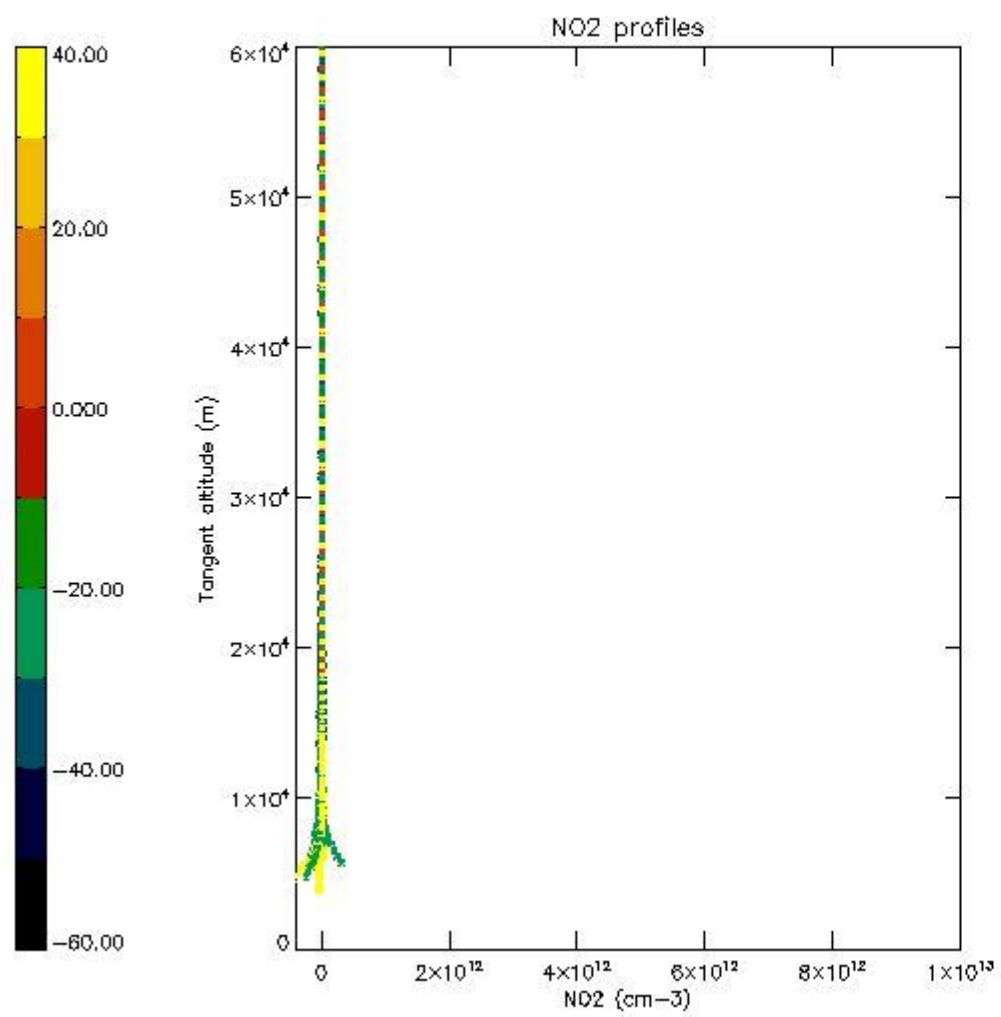
5.5 Plot ozone profiles where STD < 5% (dark without errors)

The colorbar represents the latitude.



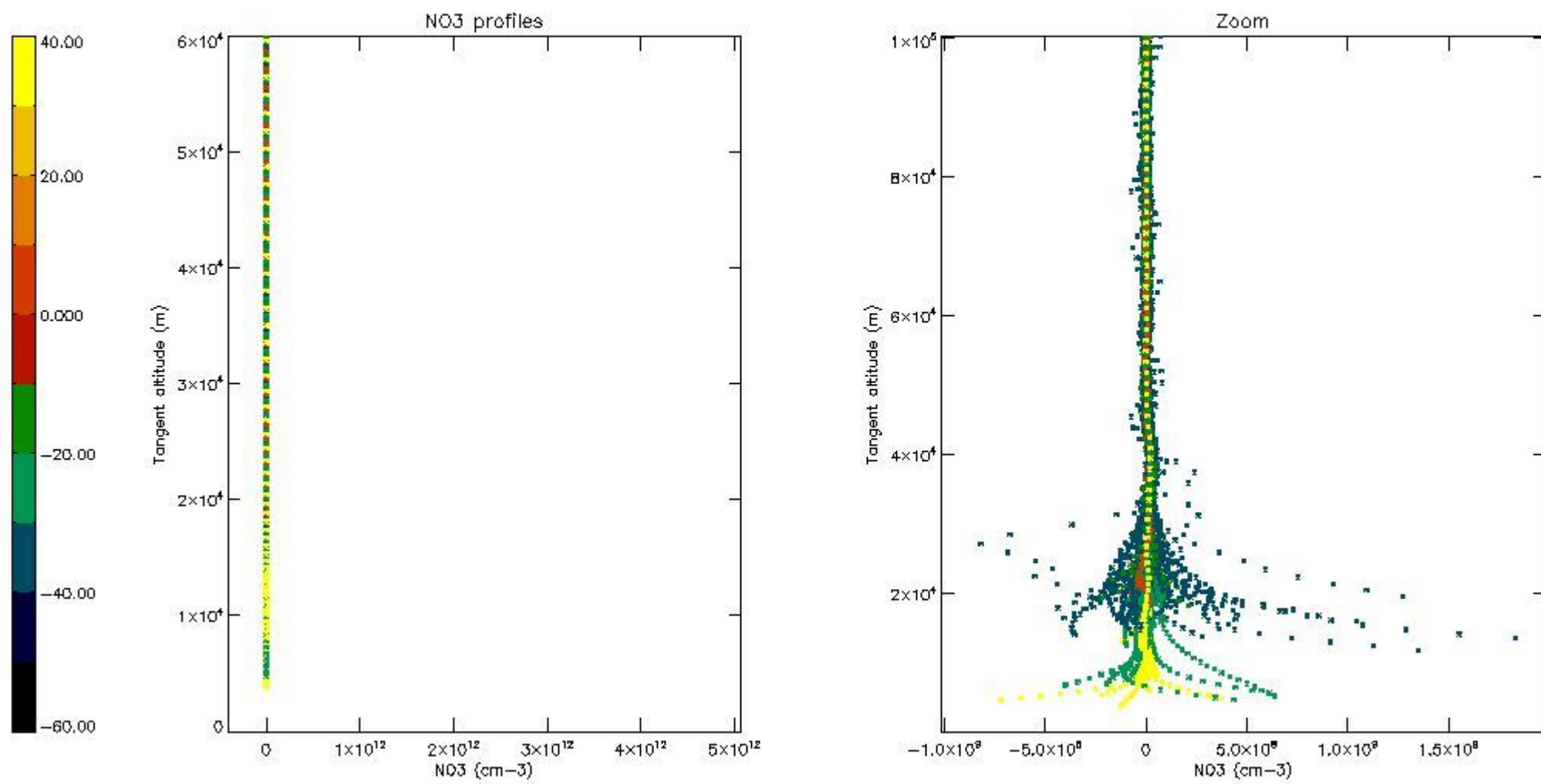
5.6 Plot NO₂ profiles for all STD (dark without errors)

The colorbar represents the latitude.



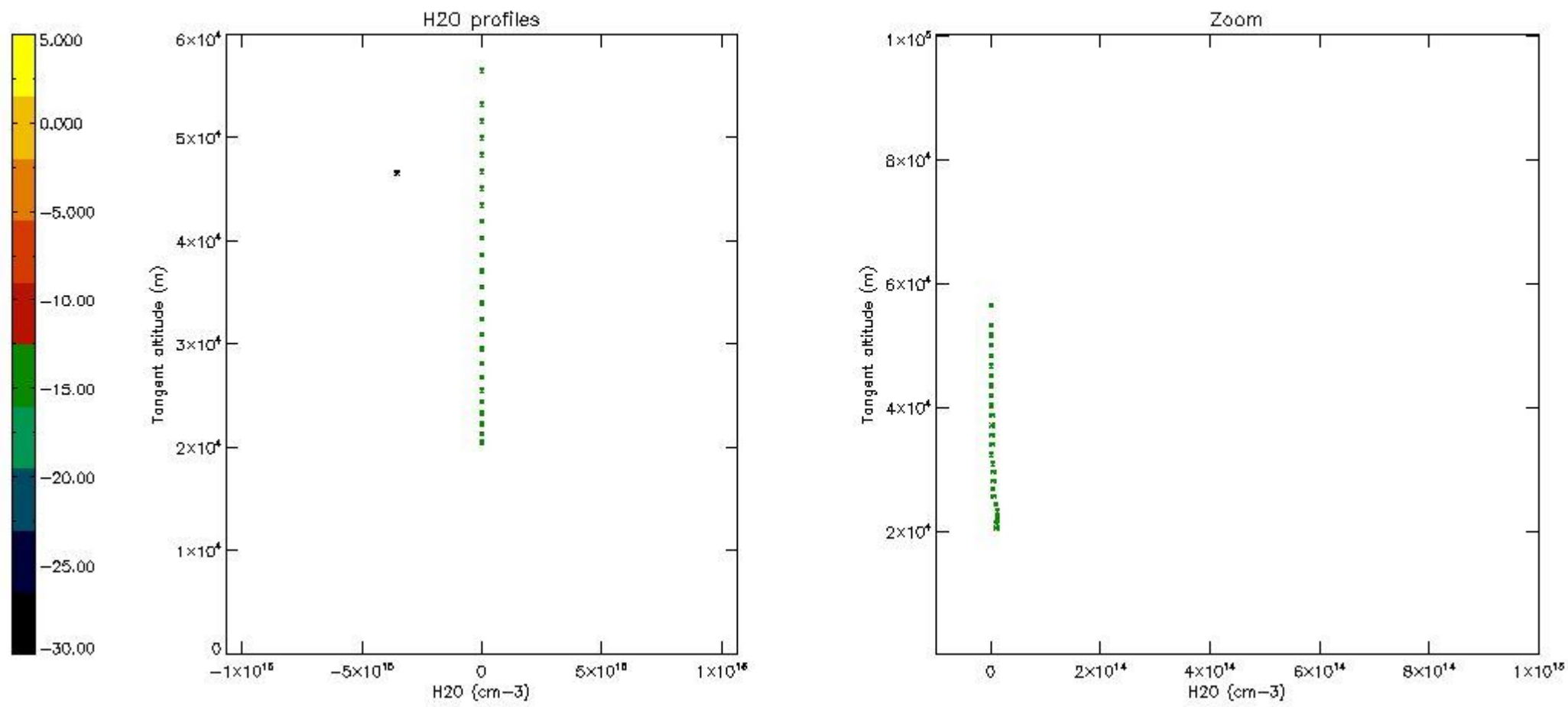
5.7 Plot NO3 profiles for all STD (dark without errors)

The colorbar represents the latitude.



5.8 Plot H₂O profiles for all STD (only for occultations of stars 1,2,3,4,13,14,16,26,63 dark without errors)

The colorbar represents the latitude.



6. Auxiliary Data Files used for the production reported in section 2

The number reported in the third column indicates since which file (see list in section 2) the corresponding auxiliary file has been used. The fourth column is the date of those product files.

| Type | Auxiliary Filename | Used since product | Used since product date |
|---------------------------|---|--------------------|-------------------------|
| INST_PHYS_CHARACTERISTICS | GOM_INS_AXVIEC20091111_143220_20030716_120000_20500101_000000 | 1 | 13-DEC-2005 00:01:43 |
| LEVEL-2_PROC_CONFIG | GOM_PR2_AXVIEC20091111_152718_20020301_000000_20500101_000000 | 1 | 13-DEC-2005 00:01:43 |
| CROSS_SECTIONS_FILE | GOM_CRS_AXVIEC20091111_154832_20020301_000000_20500101_000000 | 1 | 13-DEC-2005 00:01:43 |

GOMOS Level 2 Daily Report

SUMMARY

[1. General Info](#)

[2. Summary of processed GOM_NL_2P products](#)

[3. Level 2 Quality information per product](#)

[3.1 Plot of level 2 quality information per product \(time dependant\)](#)

[3.2 Plot of level 2 quality information per product \(world map\)](#)

[4. Level 1 Quality information per product \(stored on level 2 products\)](#)

[4.1 Plot of level 1 quality information per product \(time dependant\)](#)

[4.1.1 Plot of level 1 quality information per product \(time dependant\): ASCENDING](#)

[4.1.2 Plot of level 1 quality information per product \(time dependant\): DESCENDING](#)

[4.2 Plot of level 1 quality information per product \(world map\)](#)

[4.2.1 Plot of level 1 quality information per product \(world map\): ASCENDING](#)

[4.2.2 Plot of level 1 quality information per product \(world map\): DESCENDING](#)

[5. Ozone profiles based on quality statistics and other trace gas profiles](#)

[5.1 Ozone statistics based on quality of products](#)

[5.2 Plot ozone profiles for all STD \(dark without errors\)](#)

[5.3 Plot ozone profiles where STD < 20% \(dark without errors\)](#)

[5.4. Plot ozone profiles where STD < 10% \(dark without errors\)](#)

[5.5. Plot ozone profiles where STD < 5% \(dark without errors\)](#)

[5.6 Plot NO2 profiles for all STD \(dark without errors\)](#)

[5.7 Plot NO3 profiles for all STD \(dark without errors\)](#)

[5.8 Plot H2O profiles \(only for occultations of stars 1,2,3,4,13,14,16,26,63 dark without errors\) for all STD](#)

[6. Auxiliary Data Files used for the production reported in section 2](#)

This report presents the daily analysis on parameters extracted from GOMOS level 2 data (GOM_NL__2P). It is intended to monitor some important parameters that will impact the quality of these products. A list of level 2 products (and content) that have arrived during the reporting day to the PCF is also given.

| Item | Value |
|---------------------------|---------------------------------|
| Time of report generation | 18APR2013 13:09:41 |
| Data source version | GOMOS/6.01 |
| Start time of products | 13-12-2005 (13DEC2005 00:00:00) |
| Stop time of products | 14-12-2005 (14DEC2005 00:00:00) |
| Store outputs in DB | Yes |
| Nb of level 2 prods | 295 |
| Nb of prods with errors | 0 |

2. Summary of processed GOM_NL__2P products.

| Nr | Filename | UTC Start time | Limb | Duration | Star Id | Star Name | Star Mag | Star Temp | Nb Meas | Orbit | Prod. error |
|----|--|----------------------|------------|----------|---------|-----------|----------|-----------|---------|-------|-------------|
| 1 | GOM_NL__2PRFIN20051213_000143_000000372043_00202_19795_9480.N1 | 13-DEC-2005 00:01:43 | Bright | 37.000 | 60 | 7Bet UMi | 2.0810 | 3950.0 | 74 | 19795 | No |
| 2 | GOM_NL__2PRFIN20051213_000451_000000352043_00202_19795_9481.N1 | 13-DEC-2005 00:04:51 | Bright | 34.500 | 119 | 14Eta Dra | 2.7270 | 4700.0 | 69 | 19795 | No |
| 3 | GOM_NL__2PRFIN20051213_001211_000000362043_00202_19795_9482.N1 | 13-DEC-2005 00:12:11 | Bright | 35.500 | 180 | 27Gam Boo | 3.0400 | 8000.0 | 71 | 19795 | No |
| 4 | GOM_NL__2PRFIN20051213_001520_000000352043_00202_19795_9483.N1 | 13-DEC-2005 00:15:20 | Bright | 34.500 | 83 | | 2.3780 | 11000. | 69 | 19795 | No |
| 5 | GOM_NL__2PRFIN20051213_003336_000000472043_00202_19795_9484.N1 | 13-DEC-2005 00:33:36 | Twilight | 46.500 | 54 | 5The Cen | 2.0550 | 4500.0 | 93 | 19795 | No |
| 6 | GOM_NL__2PRFIN20051213_003638_000000382043_00202_19795_9485.N1 | 13-DEC-2005 00:36:38 | Dark | 37.500 | 95 | Zet Cen | 2.5450 | 26000. | 75 | 19795 | No |
| 7 | GOM_NL__2PRFIN20051213_003829_000000382043_00202_19795_9486.N1 | 13-DEC-2005 00:38:29 | Dark | 38.000 | 77 | Eps Cen | 2.3030 | 28000. | 76 | 19795 | No |
| 8 | GOM_NL__2PRFIN20051213_003947_000000412043_00202_19795_9487.N1 | 13-DEC-2005 00:39:47 | Dark | 40.500 | 10 | Bet Cen | 0.61000 | 28000. | 81 | 19795 | No |
| 9 | GOM_NL__2PRFIN20051213_004106_000000382043_00203_19796_9471.N1 | 13-DEC-2005 00:41:06 | Dark | 38.000 | 20 | Bet Cru | 1.2530 | 30000. | 76 | 19796 | No |
| 10 | GOM_NL__2PRFIN20051213_004313_000000372043_00203_19796_9472.N1 | 13-DEC-2005 00:43:13 | Dark | 36.500 | 112 | Alp Mus | 2.6880 | 26000. | 73 | 19796 | No |
| 11 | GOM_NL__2PRFIN20051213_004756_000000392043_00203_19796_9473.N1 | 13-DEC-2005 00:47:56 | Dark | 38.500 | 29 | Bet Car | 1.6720 | 10200. | 77 | 19796 | No |
| 12 | GOM_NL__2PRFIN20051213_005521_000000542043_00203_19796_9474.N1 | 13-DEC-2005 00:55:21 | Dark | 53.500 | 2 | Alp Car | -0.73600 | 7000.0 | 107 | 19796 | No |
| 13 | GOM_NL__2PRFIN20051213_010835_000000442043_00203_19796_9475.N1 | 13-DEC-2005 01:08:35 | Straylight | 43.500 | 165 | 34Gam Eri | 2.9500 | 3200.0 | 87 | 19796 | No |
| 14 | GOM_NL__2PRFIN20051213_011403_000000452043_00203_19796_9476.N1 | 13-DEC-2005 01:14:03 | Twilight | 44.500 | 94 | 92Alp Cet | 2.5260 | 3100.0 | 89 | 19796 | No |
| 15 | GOM_NL__2PRFIN20051213_011912_000000362043_00203_19796_9477.N1 | 13-DEC-2005 01:19:12 | Bright | 35.500 | 146 | 25Eta Tau | 2.8730 | 15200. | 71 | 19796 | No |
| 16 | GOM_NL__2PRFIN20051213_012124_000000352043_00203_19796_9478.N1 | 13-DEC-2005 01:21:24 | Bright | 35.000 | 150 | 44Zet Per | 2.8900 | 28000. | 70 | 19796 | No |
| 17 | GOM_NL__2PRFIN20051213_012343_000000352043_00203_19796_9479.N1 | 13-DEC-2005 01:23:43 | Bright | 35.000 | 149 | 45Eps Per | 2.8880 | 30000. | 70 | 19796 | No |
| 18 | GOM_NL__2PRFIN20051213_012553_000000352043_00203_19796_9480.N1 | 13-DEC-2005 01:25:53 | Bright | 35.000 | 175 | 39Del Per | 3.0100 | 19400. | 70 | 19796 | No |
| 19 | GOM_NL__2PRFIN20051213_012734_000000352043_00203_19796_9481.N1 | 13-DEC-2005 01:27:34 | Bright | 35.000 | 160 | 23Gam Per | 2.9300 | 4700.0 | 70 | 19796 | No |
| 20 | GOM_NL__2PRFIN20051213_013037_000000352043_00203_19796_9482.N1 | 13-DEC-2005 01:30:37 | Bright | 35.000 | 110 | 37Del Cas | 2.6780 | 8900.0 | 70 | 19796 | No |
| 21 | GOM_NL__2PRFIN20051213_013735_000000342043_00203_19796_9483.N1 | 13-DEC-2005 01:37:35 | Bright | 33.500 | 49 | 1Alp UMi | 1.9900 | 6300.0 | 67 | 19796 | No |
| 22 | GOM_NL__2PRFIN20051213_014219_000000382043_00203_19796_9484.N1 | 13-DEC-2005 01:42:19 | Bright | 38.000 | 60 | 7Bet UMi | 2.0810 | 3950.0 | 76 | 19796 | No |
| 23 | GOM_NL__2PRFIN20051213_014527_000000362043_00203_19796_9485.N1 | 13-DEC-2005 01:45:27 | Bright | 35.500 | 119 | 14Eta Dra | 2.7270 | 4700.0 | 71 | 19796 | No |
| 24 | GOM_NL__2PRFIN20051213_015247_000000352043_00203_19796_9486.N1 | 13-DEC-2005 01:52:47 | Bright | 35.000 | 180 | 27Gam Boo | 3.0400 | 8000.0 | 70 | 19796 | No |
| 25 | GOM_NL__2PRFIN20051213_015557_000000342043_00203_19796_9487.N1 | 13-DEC-2005 01:55:57 | Bright | 34.000 | 83 | | 2.3780 | 11000. | 68 | 19796 | No |
| 26 | GOM_NL__2PRFIN20051213_021412_000000462043_00203_19796_9488.N1 | 13-DEC-2005 02:14:12 | Twilight | 46.000 | 54 | 5The Cen | 2.0550 | 4500.0 | 92 | 19796 | No |
| 27 | GOM_NL__2PRFIN20051213_021714_000000372043_00203_19796_9489.N1 | 13-DEC-2005 02:17:14 | Dark | 37.000 | 95 | Zet Cen | 2.5450 | 26000. | 74 | 19796 | No |
| 28 | GOM_NL__2PRFIN20051213_021906_000000382043_00203_19796_9490.N1 | 13-DEC-2005 02:19:06 | Dark | 37.500 | 77 | Eps Cen | 2.3030 | 28000. | 75 | 19796 | No |
| 29 | GOM_NL__2PRFIN20051213_022023_000000492043_00203_19796_9491.N1 | 13-DEC-2005 02:20:23 | Dark | 49.000 | 10 | Bet Cen | 0.61000 | 28000. | 98 | 19796 | No |
| 30 | GOM_NL__2PRFIN20051213_022143_000000382043_00204_19797_9454.N1 | 13-DEC-2005 02:21:43 | Dark | 37.500 | 20 | Bet Cru | 1.2530 | 30000. | 75 | 19797 | No |
| 31 | GOM_NL__2PRFIN20051213_022349_000000362043_00204_19797_9455.N1 | 13-DEC-2005 02:23:49 | Dark | 36.000 | 112 | Alp Mus | 2.6880 | 26000. | 72 | 19797 | No |
| 32 | GOM_NL__2PRFIN20051213_022832_000000382043_00204_19797_9456.N1 | 13-DEC-2005 02:28:32 | Dark | 38.000 | 29 | Bet Car | 1.6720 | 10200. | 76 | 19797 | No |
| 33 | GOM_NL__2PRFIN20051213_023557_000000452043_00204_19797_9457.N1 | 13-DEC-2005 02:35:57 | Dark | 44.500 | 2 | Alp Car | -0.73600 | 7000.0 | 89 | 19797 | No |
| 34 | GOM_NL__2PRFIN20051213_024911_000000442043_00204_19797_9458.N1 | 13-DEC-2005 02:49:11 | Straylight | 43.500 | 165 | 34Gam Eri | 2.9500 | 3200.0 | 87 | 19797 | No |
| 35 | GOM_NL__2PRFIN20051213_025439_000000512043_00204_19797_9459.N1 | 13-DEC-2005 02:54:39 | Twilight | 50.500 | 94 | 92Alp Cet | 2.5260 | 3100.0 | 101 | 19797 | No |
| 36 | GOM_NL__2PRFIN20051213_025948_000000362043_00204_19797_9460.N1 | 13-DEC-2005 02:59:48 | Bright | 36.000 | 146 | 25Eta Tau | 2.8730 | 15200. | 72 | 19797 | No |
| 37 | GOM_NL__2PRFIN20051213_030200_000000352043_00204_19797_9461.N1 | 13-DEC-2005 03:02:00 | Bright | 35.000 | 150 | 44Zet Per | 2.8900 | 28000. | 70 | 19797 | No |
| 38 | GOM_NL__2PRFIN20051213_030419_000000362043_00204_19797_9462.N1 | 13-DEC-2005 03:04:19 | Bright | 35.500 | 149 | 45Eps Per | 2.8880 | 30000. | 71 | 19797 | No |
| 39 | GOM_NL__2PRFIN20051213_030629_000000352043_00204_19797_9463.N1 | 13-DEC-2005 03:06:29 | Bright | 34.500 | 175 | 39Del Per | 3.0100 | 19400. | 69 | 19797 | No |
| 40 | GOM_NL__2PRFIN20051213_030810_000000352043_00204_19797_9464.N1 | 13-DEC-2005 03:08:10 | Bright | 34.500 | 160 | 23Gam Per | 2.9300 | 4700.0 | 69 | 19797 | No |
| 41 | GOM_NL__2PRFIN20051213_031113_000000362043_00204_19797_9465.N1 | 13-DEC-2005 03:11:13 | Bright | 36.000 | 110 | 37Del Cas | 2.6780 | 8900.0 | 72 | 19797 | No |
| 42 | GOM_NL__2PRFIN20051213_031811_000000332043_00204_19797_9466.N1 | 13-DEC-2005 03:18:11 | Bright | 33.000 | 49 | 1Alp UMi | 1.9900 | 6300.0 | 66 | 19797 | No |

| | | | | | | | | | | | |
|-----|--|----------------------|--------------|--------|-----|-----------|----------|--------|----|-------|----|
| 43 | GOM_NL__2PRFIN20051213_032254_000000372043_00204_19797_9467.N1 | 13-DEC-2005 03:22:54 | Bright | 36.500 | 60 | 7Bet UMi | 2.0810 | 3950.0 | 73 | 19797 | No |
| 44 | GOM_NL__2PRFIN20051213_032603_000000362043_00204_19797_9468.N1 | 13-DEC-2005 03:26:03 | Bright | 35.500 | 119 | 14Eta Dra | 2.7270 | 4700.0 | 71 | 19797 | No |
| 45 | GOM_NL__2PRFIN20051213_033323_000000352043_00204_19797_9469.N1 | 13-DEC-2005 03:33:23 | Bright | 35.000 | 180 | 27Gam Boo | 3.0400 | 8000.0 | 70 | 19797 | No |
| 46 | GOM_NL__2PRFIN20051213_033633_000000352043_00204_19797_9470.N1 | 13-DEC-2005 03:36:33 | Bright | 35.000 | 83 | | 2.3780 | 11000. | 70 | 19797 | No |
| 47 | GOM_NL__2PRFIN20051213_035449_000000432043_00204_19797_9471.N1 | 13-DEC-2005 03:54:49 | Twilight | 42.500 | 54 | 5The Cen | 2.0550 | 4500.0 | 85 | 19797 | No |
| 48 | GOM_NL__2PRFIN20051213_035614_000000392043_00204_19797_9472.N1 | 13-DEC-2005 03:56:14 | Dark | 38.500 | 123 | lot Cen | 2.7500 | 10200. | 77 | 19797 | No |
| 49 | GOM_NL__2PRFIN20051213_035751_000000372043_00204_19797_9473.N1 | 13-DEC-2005 03:57:51 | Dark | 36.500 | 95 | Zet Cen | 2.5450 | 26000. | 73 | 19797 | No |
| 50 | GOM_NL__2PRFIN20051213_035942_000000372043_00204_19797_9474.N1 | 13-DEC-2005 03:59:42 | Dark | 37.000 | 77 | Eps Cen | 2.3030 | 28000. | 74 | 19797 | No |
| 51 | GOM_NL__2PRFIN20051213_040100_000000422043_00204_19797_9475.N1 | 13-DEC-2005 04:01:00 | Dark | 42.000 | 10 | Bet Cen | 0.61000 | 28000. | 84 | 19797 | No |
| 52 | GOM_NL__2PRFIN20051213_040219_000000392043_00205_19798_9456.N1 | 13-DEC-2005 04:02:19 | Dark | 39.000 | 20 | Bet Cru | 1.2530 | 30000. | 78 | 19798 | No |
| 53 | GOM_NL__2PRFIN20051213_040425_000000372043_00205_19798_9457.N1 | 13-DEC-2005 04:04:25 | Dark | 37.000 | 112 | Alp Mus | 2.6880 | 26000. | 74 | 19798 | No |
| 54 | GOM_NL__2PRFIN20051213_040908_000000382043_00205_19798_9458.N1 | 13-DEC-2005 04:09:08 | Dark | 37.500 | 29 | Bet Car | 1.6720 | 10200. | 75 | 19798 | No |
| 55 | GOM_NL__2PRFIN20051213_041634_000000452043_00205_19798_9459.N1 | 13-DEC-2005 04:16:34 | Dark | 45.000 | 2 | Alp Car | -0.73600 | 7000.0 | 90 | 19798 | No |
| 56 | GOM_NL__2PRFIN20051213_042947_000000452043_00205_19798_9460.N1 | 13-DEC-2005 04:29:47 | Straylight | 44.500 | 165 | 34Gam Eri | 2.9500 | 3200.0 | 89 | 19798 | No |
| 57 | GOM_NL__2PRFIN20051213_043515_000000442043_00205_19798_9461.N1 | 13-DEC-2005 04:35:15 | Tw_and_stray | 43.500 | 94 | 92Alp Cet | 2.5260 | 3100.0 | 87 | 19798 | No |
| 58 | GOM_NL__2PRFIN20051213_044024_000000362043_00205_19798_9462.N1 | 13-DEC-2005 04:40:24 | Bright | 36.000 | 146 | 25Eta Tau | 2.8730 | 15200. | 72 | 19798 | No |
| 59 | GOM_NL__2PRFIN20051213_044236_000000382043_00205_19798_9463.N1 | 13-DEC-2005 04:42:36 | Bright | 37.500 | 150 | 44Zet Per | 2.8900 | 28000. | 75 | 19798 | No |
| 60 | GOM_NL__2PRFIN20051213_044455_000000352043_00205_19798_9464.N1 | 13-DEC-2005 04:44:55 | Bright | 35.000 | 149 | 45Eps Per | 2.8880 | 30000. | 70 | 19798 | No |
| 61 | GOM_NL__2PRFIN20051213_044846_000000352043_00205_19798_9465.N1 | 13-DEC-2005 04:48:46 | Bright | 35.000 | 160 | 23Gam Per | 2.9300 | 4700.0 | 70 | 19798 | No |
| 62 | GOM_NL__2PRFIN20051213_045149_000000352043_00205_19798_9466.N1 | 13-DEC-2005 04:51:49 | Bright | 35.000 | 110 | 37Del Cas | 2.6780 | 8900.0 | 70 | 19798 | No |
| 63 | GOM_NL__2PRFIN20051213_045847_000000342043_00205_19798_9467.N1 | 13-DEC-2005 04:58:47 | Bright | 34.000 | 49 | 1Alp UMi | 1.9900 | 6300.0 | 68 | 19798 | No |
| 64 | GOM_NL__2PRFIN20051213_050331_000000382043_00205_19798_9468.N1 | 13-DEC-2005 05:03:31 | Bright | 38.000 | 60 | 7Bet UMi | 2.0810 | 3950.0 | 76 | 19798 | No |
| 65 | GOM_NL__2PRFIN20051213_050639_000000372043_00205_19798_9469.N1 | 13-DEC-2005 05:06:39 | Bright | 37.000 | 119 | 14Eta Dra | 2.7270 | 4700.0 | 74 | 19798 | No |
| 66 | GOM_NL__2PRFIN20051213_051359_000000362043_00205_19798_9470.N1 | 13-DEC-2005 05:13:59 | Bright | 36.000 | 180 | 27Gam Boo | 3.0400 | 8000.0 | 72 | 19798 | No |
| 67 | GOM_NL__2PRFIN20051213_051709_000000372043_00205_19798_9471.N1 | 13-DEC-2005 05:17:09 | Bright | 37.000 | 83 | | 2.3780 | 11000. | 74 | 19798 | No |
| 68 | GOM_NL__2PRFIN20051213_053525_000000452043_00205_19798_9472.N1 | 13-DEC-2005 05:35:25 | Twilight | 45.000 | 54 | 5The Cen | 2.0550 | 4500.0 | 90 | 19798 | No |
| 69 | GOM_NL__2PRFIN20051213_053651_000000402043_00205_19798_9473.N1 | 13-DEC-2005 05:36:51 | Dark | 39.500 | 123 | lot Cen | 2.7500 | 10200. | 79 | 19798 | No |
| 70 | GOM_NL__2PRFIN20051213_053827_000000372043_00205_19798_9474.N1 | 13-DEC-2005 05:38:27 | Dark | 36.500 | 95 | Zet Cen | 2.5450 | 26000. | 73 | 19798 | No |
| 71 | GOM_NL__2PRFIN20051213_054019_000000412043_00205_19798_9475.N1 | 13-DEC-2005 05:40:19 | Dark | 41.000 | 77 | Eps Cen | 2.3030 | 28000. | 82 | 19798 | No |
| 72 | GOM_NL__2PRFIN20051213_054136_000000402043_00205_19798_9476.N1 | 13-DEC-2005 05:41:36 | Dark | 39.500 | 10 | Bet Cen | 0.61000 | 28000. | 79 | 19798 | No |
| 73 | GOM_NL__2PRFIN20051213_054256_000000412043_00206_19799_9457.N1 | 13-DEC-2005 05:42:56 | Dark | 40.500 | 20 | Bet Cru | 1.2530 | 30000. | 81 | 19799 | No |
| 74 | GOM_NL__2PRFIN20051213_054502_000000372043_00206_19799_9458.N1 | 13-DEC-2005 05:45:02 | Dark | 37.000 | 112 | Alp Mus | 2.6880 | 26000. | 74 | 19799 | No |
| 75 | GOM_NL__2PRFIN20051213_054945_000000372043_00206_19799_9459.N1 | 13-DEC-2005 05:49:45 | Dark | 36.500 | 29 | Bet Car | 1.6720 | 10200. | 73 | 19799 | No |
| 76 | GOM_NL__2PRFIN20051213_055710_000000462043_00206_19799_9460.N1 | 13-DEC-2005 05:57:10 | Dark | 45.500 | 2 | Alp Car | -0.73600 | 7000.0 | 91 | 19799 | No |
| 77 | GOM_NL__2PRFIN20051213_061023_000000432043_00206_19799_9461.N1 | 13-DEC-2005 06:10:23 | Straylight | 42.500 | 165 | 34Gam Eri | 2.9500 | 3200.0 | 85 | 19799 | No |
| 78 | GOM_NL__2PRFIN20051213_061551_000000482043_00206_19799_9462.N1 | 13-DEC-2005 06:15:51 | Tw_and_stray | 48.000 | 94 | 92Alp Cet | 2.5260 | 3100.0 | 96 | 19799 | No |
| 79 | GOM_NL__2PRFIN20051213_062100_000000352043_00206_19799_9463.N1 | 13-DEC-2005 06:21:00 | Bright | 34.500 | 146 | 25Eta Tau | 2.8730 | 15200. | 69 | 19799 | No |
| 80 | GOM_NL__2PRFIN20051213_062312_000000362043_00206_19799_9464.N1 | 13-DEC-2005 06:23:12 | Bright | 35.500 | 150 | 44Zet Per | 2.8900 | 28000. | 71 | 19799 | No |
| 81 | GOM_NL__2PRFIN20051213_062531_000000342043_00206_19799_9465.N1 | 13-DEC-2005 06:25:31 | Bright | 34.000 | 149 | 45Eps Per | 2.8880 | 30000. | 68 | 19799 | No |
| 82 | GOM_NL__2PRFIN20051213_062741_000000352043_00206_19799_9466.N1 | 13-DEC-2005 06:27:41 | Bright | 35.000 | 175 | 39Del Per | 3.0100 | 19400. | 70 | 19799 | No |
| 83 | GOM_NL__2PRFIN20051213_062923_000000372043_00206_19799_9467.N1 | 13-DEC-2005 06:29:23 | Bright | 36.500 | 160 | 23Gam Per | 2.9300 | 4700.0 | 73 | 19799 | No |
| 84 | GOM_NL__2PRFIN20051213_063226_000000362043_00206_19799_9468.N1 | 13-DEC-2005 06:32:26 | Bright | 35.500 | 110 | 37Del Cas | 2.6780 | 8900.0 | 71 | 19799 | No |
| 85 | GOM_NL__2PRFIN20051213_063923_000000362043_00206_19799_9469.N1 | 13-DEC-2005 06:39:23 | Bright | 35.500 | 49 | 1Alp UMi | 1.9900 | 6300.0 | 71 | 19799 | No |
| 86 | GOM_NL__2PRFIN20051213_064407_000000332043_00206_19799_9470.N1 | 13-DEC-2005 06:44:07 | Bright | 33.000 | 60 | 7Bet UMi | 2.0810 | 3950.0 | 66 | 19799 | No |
| 87 | GOM_NL__2PRFIN20051213_064715_000000362043_00206_19799_9471.N1 | 13-DEC-2005 06:47:15 | Bright | 35.500 | 119 | 14Eta Dra | 2.7270 | 4700.0 | 71 | 19799 | No |
| 88 | GOM_NL__2PRFIN20051213_065435_000000362043_00206_19799_9472.N1 | 13-DEC-2005 06:54:35 | Bright | 36.000 | 180 | 27Gam Boo | 3.0400 | 8000.0 | 72 | 19799 | No |
| 89 | GOM_NL__2PRFIN20051213_065745_000000362043_00206_19799_9473.N1 | 13-DEC-2005 06:57:45 | Bright | 35.500 | 83 | | 2.3780 | 11000. | 71 | 19799 | No |
| 90 | GOM_NL__2PRFIN20051213_071602_000000442043_00206_19799_9474.N1 | 13-DEC-2005 07:16:02 | Twilight | 43.500 | 54 | 5The Cen | 2.0550 | 4500.0 | 87 | 19799 | No |
| 91 | GOM_NL__2PRFIN20051213_071727_000000402043_00206_19799_9475.N1 | 13-DEC-2005 07:17:27 | Dark | 39.500 | 123 | lot Cen | 2.7500 | 10200. | 79 | 19799 | No |
| 92 | GOM_NL__2PRFIN20051213_071903_000000402043_00206_19799_9476.N1 | 13-DEC-2005 07:19:03 | Dark | 39.500 | 95 | Zet Cen | 2.5450 | 26000. | 79 | 19799 | No |
| 93 | GOM_NL__2PRFIN20051213_072055_000000392043_00206_19799_9477.N1 | 13-DEC-2005 07:20:55 | Dark | 39.000 | 77 | Eps Cen | 2.3030 | 28000. | 78 | 19799 | No |
| 94 | GOM_NL__2PRFIN20051213_072212_000000472043_00206_19799_9478.N1 | 13-DEC-2005 07:22:12 | Dark | 47.000 | 10 | Bet Cen | 0.61000 | 28000. | 94 | 19799 | No |
| 95 | GOM_NL__2PRFIN20051213_072332_000000392043_00207_19800_9478.N1 | 13-DEC-2005 07:23:32 | Dark | 38.500 | 20 | Bet Cru | 1.2530 | 30000. | 77 | 19800 | No |
| 96 | GOM_NL__2PRFIN20051213_072538_000000362043_00207_19800_9479.N1 | 13-DEC-2005 07:25:38 | Dark | 36.000 | 112 | Alp Mus | 2.6880 | 26000. | 72 | 19800 | No |
| 97 | GOM_NL__2PRFIN20051213_073021_000000382043_00207_19800_9480.N1 | 13-DEC-2005 07:30:21 | Dark | 37.500 | 29 | Bet Car | 1.6720 | 10200. | 75 | 19800 | No |
| 98 | GOM_NL__2PRFIN20051213_073746_000000472043_00207_19800_9481.N1 | 13-DEC-2005 07:37:46 | Dark | 47.000 | 2 | Alp Car | -0.73600 | 7000.0 | 94 | 19800 | No |
| 99 | GOM_NL__2PRFIN20051213_075059_000000412043_00207_19800_9482.N1 | 13-DEC-2005 07:50:59 | Straylight | 40.500 | 165 | 34Gam Eri | 2.9500 | 3200.0 | 81 | 19800 | No |
| 100 | GOM_NL__2PRFIN20051213_075628_000000442043_00207_19800_9483.N1 | 13-DEC-2005 07:56:28 | Tw_and_stray | 43.500 | 94 | 92Alp Cet | 2.5260 | 3100.0 | 87 | 19800 | No |
| 101 | GOM_NL__2PRFIN20051213_080136_000000362043_00207_19800_9484.N1 | 13-DEC-2005 08:01:36 | Bright | 35.500 | 146 | 25Eta Tau | 2.8730 | 15200. | 71 | 19800 | No |

| | | | | | | | | | | | |
|-----|--|----------------------|--------------|--------|-----|-----------|----------|--------|-----|-------|----|
| 102 | GOM_NL__2PRFIN20051213_080348_000000352043_00207_19800_9485.N1 | 13-DEC-2005 08:03:48 | Bright | 34.500 | 150 | 44Zet Per | 2.8900 | 28000. | 69 | 19800 | No |
| 103 | GOM_NL__2PRFIN20051213_080607_000000352043_00207_19800_9486.N1 | 13-DEC-2005 08:06:07 | Bright | 34.500 | 149 | 45Eps Per | 2.8880 | 30000. | 69 | 19800 | No |
| 104 | GOM_NL__2PRFIN20051213_080817_000000352043_00207_19800_9487.N1 | 13-DEC-2005 08:08:17 | Bright | 34.500 | 175 | 39Del Per | 3.0100 | 19400. | 69 | 19800 | No |
| 105 | GOM_NL__2PRFIN20051213_080959_000000362043_00207_19800_9488.N1 | 13-DEC-2005 08:09:59 | Bright | 35.500 | 160 | 23Gam Per | 2.9300 | 4700.0 | 71 | 19800 | No |
| 106 | GOM_NL__2PRFIN20051213_081302_000000362043_00207_19800_9489.N1 | 13-DEC-2005 08:13:02 | Bright | 36.000 | 110 | 37Del Cas | 2.6780 | 8900.0 | 72 | 19800 | No |
| 107 | GOM_NL__2PRFIN20051213_081959_000000352043_00207_19800_9490.N1 | 13-DEC-2005 08:19:59 | Bright | 35.000 | 49 | 1Alp UMi | 1.9900 | 6300.0 | 70 | 19800 | No |
| 108 | GOM_NL__2PRFIN20051213_082442_000000362043_00207_19800_9491.N1 | 13-DEC-2005 08:24:42 | Bright | 36.000 | 60 | 7Bet UMi | 2.0810 | 3950.0 | 72 | 19800 | No |
| 109 | GOM_NL__2PRFIN20051213_082751_000000372043_00207_19800_9492.N1 | 13-DEC-2005 08:27:51 | Bright | 36.500 | 119 | 14Eta Dra | 2.7270 | 4700.0 | 73 | 19800 | No |
| 110 | GOM_NL__2PRFIN20051213_083511_000000362043_00207_19800_9493.N1 | 13-DEC-2005 08:35:11 | Bright | 36.000 | 180 | 27Gam Boo | 3.0400 | 8000.0 | 72 | 19800 | No |
| 111 | GOM_NL__2PRFIN20051213_083821_000000402043_00207_19800_9494.N1 | 13-DEC-2005 08:38:21 | Bright | 39.500 | 83 | | 2.3780 | 11000. | 79 | 19800 | No |
| 112 | GOM_NL__2PRFIN20051213_085638_000000392043_00207_19800_9495.N1 | 13-DEC-2005 08:56:38 | Twilight | 38.500 | 54 | 5The Cen | 2.0550 | 4500.0 | 77 | 19800 | No |
| 113 | GOM_NL__2PRFIN20051213_085804_000000442043_00207_19800_9496.N1 | 13-DEC-2005 08:58:04 | Dark | 43.500 | 123 | 1ot Cen | 2.7500 | 10200. | 87 | 19800 | No |
| 114 | GOM_NL__2PRFIN20051213_085940_000000392043_00207_19800_9497.N1 | 13-DEC-2005 08:59:40 | Dark | 39.000 | 95 | Zet Cen | 2.5450 | 26000. | 78 | 19800 | No |
| 115 | GOM_NL__2PRFIN20051213_090131_000000372043_00207_19800_9498.N1 | 13-DEC-2005 09:01:31 | Dark | 37.000 | 77 | Eps Cen | 2.3030 | 28000. | 74 | 19800 | No |
| 116 | GOM_NL__2PRFIN20051213_090614_000000372043_00208_19801_9479.N1 | 13-DEC-2005 09:06:14 | Dark | 36.500 | 112 | Alp Mus | 2.6880 | 26000. | 73 | 19801 | No |
| 117 | GOM_NL__2PRFIN20051213_091057_000000382043_00208_19801_9480.N1 | 13-DEC-2005 09:10:57 | Dark | 38.000 | 29 | Bet Car | 1.6720 | 10200. | 76 | 19801 | No |
| 118 | GOM_NL__2PRFIN20051213_091823_000000462043_00208_19801_9481.N1 | 13-DEC-2005 09:18:23 | Dark | 45.500 | 2 | Alp Car | -0.73600 | 7000.0 | 91 | 19801 | No |
| 119 | GOM_NL__2PRFIN20051213_093135_000000432043_00208_19801_9482.N1 | 13-DEC-2005 09:31:35 | Straylight | 43.000 | 165 | 34Gam Eri | 2.9500 | 3200.0 | 86 | 19801 | No |
| 120 | GOM_NL__2PRFIN20051213_093704_000000442043_00208_19801_9483.N1 | 13-DEC-2005 09:37:04 | Tw_and_stray | 43.500 | 94 | 92Alp Cet | 2.5260 | 3100.0 | 87 | 19801 | No |
| 121 | GOM_NL__2PRFIN20051213_094212_000000362043_00208_19801_9484.N1 | 13-DEC-2005 09:42:12 | Bright | 36.000 | 146 | 25Eta Tau | 2.8730 | 15200. | 72 | 19801 | No |
| 122 | GOM_NL__2PRFIN20051213_094424_000000372043_00208_19801_9485.N1 | 13-DEC-2005 09:44:24 | Bright | 36.500 | 150 | 44Zet Per | 2.8900 | 28000. | 73 | 19801 | No |
| 123 | GOM_NL__2PRFIN20051213_094642_000000362043_00208_19801_9486.N1 | 13-DEC-2005 09:46:42 | Bright | 35.500 | 149 | 45Eps Per | 2.8880 | 30000. | 71 | 19801 | No |
| 124 | GOM_NL__2PRFIN20051213_094853_000000352043_00208_19801_9487.N1 | 13-DEC-2005 09:48:53 | Bright | 34.500 | 175 | 39Del Per | 3.0100 | 19400. | 69 | 19801 | No |
| 125 | GOM_NL__2PRFIN20051213_095035_000000352043_00208_19801_9488.N1 | 13-DEC-2005 09:50:35 | Bright | 34.500 | 160 | 23Gam Per | 2.9300 | 4700.0 | 69 | 19801 | No |
| 126 | GOM_NL__2PRFIN20051213_095338_000000362043_00208_19801_9489.N1 | 13-DEC-2005 09:53:38 | Bright | 36.000 | 110 | 37Del Cas | 2.6780 | 8900.0 | 72 | 19801 | No |
| 127 | GOM_NL__2PRFIN20051213_100035_000000362043_00208_19801_9490.N1 | 13-DEC-2005 10:00:35 | Bright | 36.000 | 49 | 1Alp UMi | 1.9900 | 6300.0 | 72 | 19801 | No |
| 128 | GOM_NL__2PRFIN20051213_100518_000000372043_00208_19801_9491.N1 | 13-DEC-2005 10:05:18 | Bright | 37.000 | 60 | 7Bet UMi | 2.0810 | 3950.0 | 74 | 19801 | No |
| 129 | GOM_NL__2PRFIN20051213_100827_000000372043_00208_19801_9492.N1 | 13-DEC-2005 10:08:27 | Bright | 36.500 | 119 | 14Eta Dra | 2.7270 | 4700.0 | 73 | 19801 | No |
| 130 | GOM_NL__2PRFIN20051213_101547_000000442043_00208_19801_9493.N1 | 13-DEC-2005 10:15:47 | Bright | 43.500 | 180 | 27Gam Boo | 3.0400 | 8000.0 | 87 | 19801 | No |
| 131 | GOM_NL__2PRFIN20051213_101857_000000352043_00208_19801_9494.N1 | 13-DEC-2005 10:18:57 | Bright | 34.500 | 83 | | 2.3780 | 11000. | 69 | 19801 | No |
| 132 | GOM_NL__2PRFIN20051213_103714_000000412043_00208_19801_9495.N1 | 13-DEC-2005 10:37:14 | Twilight | 40.500 | 54 | 5The Cen | 2.0550 | 4500.0 | 81 | 19801 | No |
| 133 | GOM_NL__2PRFIN20051213_103840_000000422043_00208_19801_9496.N1 | 13-DEC-2005 10:38:40 | Dark | 41.500 | 123 | 1ot Cen | 2.7500 | 10200. | 83 | 19801 | No |
| 134 | GOM_NL__2PRFIN20051213_104016_000000412043_00208_19801_9497.N1 | 13-DEC-2005 10:40:16 | Dark | 41.000 | 95 | Zet Cen | 2.5450 | 26000. | 82 | 19801 | No |
| 135 | GOM_NL__2PRFIN20051213_104207_000000382043_00208_19801_9498.N1 | 13-DEC-2005 10:42:07 | Dark | 38.000 | 77 | Eps Cen | 2.3030 | 28000. | 76 | 19801 | No |
| 136 | GOM_NL__2PRFIN20051213_104650_000000372043_00209_19802_9481.N1 | 13-DEC-2005 10:46:50 | Dark | 36.500 | 112 | Alp Mus | 2.6880 | 26000. | 73 | 19802 | No |
| 137 | GOM_NL__2PRFIN20051213_105134_000000382043_00209_19802_9482.N1 | 13-DEC-2005 10:51:34 | Dark | 37.500 | 29 | Bet Car | 1.6720 | 10200. | 75 | 19802 | No |
| 138 | GOM_NL__2PRFIN20051213_105859_000000482043_00209_19802_9483.N1 | 13-DEC-2005 10:58:59 | Dark | 48.000 | 2 | Alp Car | -0.73600 | 7000.0 | 96 | 19802 | No |
| 139 | GOM_NL__2PRFIN20051213_111211_000000442043_00209_19802_9484.N1 | 13-DEC-2005 11:12:11 | Straylight | 43.500 | 165 | 34Gam Eri | 2.9500 | 3200.0 | 87 | 19802 | No |
| 140 | GOM_NL__2PRFIN20051213_111740_000000522043_00209_19802_9485.N1 | 13-DEC-2005 11:17:40 | Tw_and_stray | 51.500 | 94 | 92Alp Cet | 2.5260 | 3100.0 | 103 | 19802 | No |
| 141 | GOM_NL__2PRFIN20051213_112248_000000472043_00209_19802_9486.N1 | 13-DEC-2005 11:22:48 | Bright | 46.500 | 146 | 25Eta Tau | 2.8730 | 15200. | 93 | 19802 | No |
| 142 | GOM_NL__2PRFIN20051213_112459_000000352043_00209_19802_9487.N1 | 13-DEC-2005 11:24:59 | Bright | 35.000 | 150 | 44Zet Per | 2.8900 | 28000. | 70 | 19802 | No |
| 143 | GOM_NL__2PRFIN20051213_112718_000000342043_00209_19802_9488.N1 | 13-DEC-2005 11:27:18 | Bright | 34.000 | 149 | 45Eps Per | 2.8880 | 30000. | 68 | 19802 | No |
| 144 | GOM_NL__2PRFIN20051213_112928_000000352043_00209_19802_9489.N1 | 13-DEC-2005 11:29:28 | Bright | 34.500 | 175 | 39Del Per | 3.0100 | 19400. | 69 | 19802 | No |
| 145 | GOM_NL__2PRFIN20051213_113111_000000352043_00209_19802_9490.N1 | 13-DEC-2005 11:31:11 | Bright | 35.000 | 160 | 23Gam Per | 2.9300 | 4700.0 | 70 | 19802 | No |
| 146 | GOM_NL__2PRFIN20051213_113414_000000362043_00209_19802_9491.N1 | 13-DEC-2005 11:34:14 | Bright | 35.500 | 110 | 37Del Cas | 2.6780 | 8900.0 | 71 | 19802 | No |
| 147 | GOM_NL__2PRFIN20051213_114111_000000372043_00209_19802_9492.N1 | 13-DEC-2005 11:41:11 | Bright | 37.000 | 49 | 1Alp UMi | 1.9900 | 6300.0 | 74 | 19802 | No |
| 148 | GOM_NL__2PRFIN20051213_114554_000000372043_00209_19802_9493.N1 | 13-DEC-2005 11:45:54 | Bright | 37.000 | 60 | 7Bet UMi | 2.0810 | 3950.0 | 74 | 19802 | No |
| 149 | GOM_NL__2PRFIN20051213_114903_000000332043_00209_19802_9494.N1 | 13-DEC-2005 11:49:03 | Bright | 32.500 | 119 | 14Eta Dra | 2.7270 | 4700.0 | 65 | 19802 | No |
| 150 | GOM_NL__2PRFIN20051213_115623_000000362043_00209_19802_9495.N1 | 13-DEC-2005 11:56:23 | Bright | 36.000 | 180 | 27Gam Boo | 3.0400 | 8000.0 | 72 | 19802 | No |
| 151 | GOM_NL__2PRFIN20051213_115933_000000372043_00209_19802_9496.N1 | 13-DEC-2005 11:59:33 | Bright | 37.000 | 83 | | 2.3780 | 11000. | 74 | 19802 | No |
| 152 | GOM_NL__2PRFIN20051213_121750_000000432043_00209_19802_9497.N1 | 13-DEC-2005 12:17:50 | Twilight | 43.000 | 54 | 5The Cen | 2.0550 | 4500.0 | 86 | 19802 | No |
| 153 | GOM_NL__2PRFIN20051213_121917_000000412043_00209_19802_9498.N1 | 13-DEC-2005 12:19:17 | Dark | 40.500 | 123 | 1ot Cen | 2.7500 | 10200. | 81 | 19802 | No |
| 154 | GOM_NL__2PRFIN20051213_122052_000000392043_00209_19802_9499.N1 | 13-DEC-2005 12:20:52 | Dark | 38.500 | 95 | Zet Cen | 2.5450 | 26000. | 77 | 19802 | No |
| 155 | GOM_NL__2PRFIN20051213_122243_000000432043_00209_19802_9500.N1 | 13-DEC-2005 12:22:43 | Dark | 43.000 | 77 | Eps Cen | 2.3030 | 28000. | 86 | 19802 | No |
| 156 | GOM_NL__2PRFIN20051213_122401_000000372043_00209_19802_9501.N1 | 13-DEC-2005 12:24:01 | Dark | 37.000 | 10 | Bet Cen | 0.61000 | 28000. | 74 | 19802 | No |
| 157 | GOM_NL__2PRFIN20051213_122521_000000382043_00210_19803_9482.N1 | 13-DEC-2005 12:25:21 | Dark | 38.000 | 20 | Bet Cru | 1.2530 | 30000. | 76 | 19803 | No |
| 158 | GOM_NL__2PRFIN20051213_122726_000000362043_00210_19803_9483.N1 | 13-DEC-2005 12:27:26 | Dark | 36.000 | 112 | Alp Mus | 2.6880 | 26000. | 72 | 19803 | No |
| 159 | GOM_NL__2PRFIN20051213_123210_000000382043_00210_19803_9484.N1 | 13-DEC-2005 12:32:10 | Dark | 37.500 | 29 | Bet Car | 1.6720 | 10200. | 75 | 19803 | No |
| 160 | GOM_NL__2PRFIN20051213_123935_000000392043_00210_19803_9485.N1 | 13-DEC-2005 12:39:35 | Dark | 39.000 | 2 | Alp Car | -0.73600 | 7000.0 | 78 | 19803 | No |

| | | | | | | | | | | | |
|-----|--|----------------------|----------------|--------|-----|-----------|----------|--------|-----|-------|----|
| 161 | GOM_NL__2PRFIN20051213_125247_000000422043_00210_19803_9486.N1 | 13-DEC-2005 12:52:47 | Straylight | 42.000 | 165 | 34Gam Eri | 2.9500 | 3200.0 | 84 | 19803 | No |
| 162 | GOM_NL__2PRFIN20051213_125816_000000442043_00210_19803_9487.N1 | 13-DEC-2005 12:58:16 | Tw_i_and_stray | 43.500 | 94 | 92Alp Cet | 2.5260 | 3100.0 | 87 | 19803 | No |
| 163 | GOM_NL__2PRFIN20051213_130324_000000362043_00210_19803_9488.N1 | 13-DEC-2005 13:03:24 | Bright | 35.500 | 146 | 25Eta Tau | 2.8730 | 15200. | 71 | 19803 | No |
| 164 | GOM_NL__2PRFIN20051213_130535_000000362043_00210_19803_9489.N1 | 13-DEC-2005 13:05:35 | Bright | 35.500 | 150 | 44Zet Per | 2.8900 | 28000. | 71 | 19803 | No |
| 165 | GOM_NL__2PRFIN20051213_130754_000000332043_00210_19803_9490.N1 | 13-DEC-2005 13:07:54 | Bright | 33.000 | 149 | 45Eps Per | 2.8880 | 30000. | 66 | 19803 | No |
| 166 | GOM_NL__2PRFIN20051213_131005_000000342043_00210_19803_9491.N1 | 13-DEC-2005 13:10:05 | Bright | 34.000 | 175 | 39Del Per | 3.0100 | 19400. | 68 | 19803 | No |
| 167 | GOM_NL__2PRFIN20051213_131146_000000352043_00210_19803_9492.N1 | 13-DEC-2005 13:11:46 | Bright | 35.000 | 160 | 23Gam Per | 2.9300 | 4700.0 | 70 | 19803 | No |
| 168 | GOM_NL__2PRFIN20051213_131450_000000362043_00210_19803_9493.N1 | 13-DEC-2005 13:14:50 | Bright | 35.500 | 110 | 37Del Cas | 2.6780 | 8900.0 | 71 | 19803 | No |
| 169 | GOM_NL__2PRFIN20051213_132147_000000362043_00210_19803_9494.N1 | 13-DEC-2005 13:21:47 | Bright | 35.500 | 49 | 1Alp UMi | 1.9900 | 6300.0 | 71 | 19803 | No |
| 170 | GOM_NL__2PRFIN20051213_132630_000000372043_00210_19803_9495.N1 | 13-DEC-2005 13:26:30 | Bright | 37.000 | 60 | 7Bet UMi | 2.0810 | 3950.0 | 74 | 19803 | No |
| 171 | GOM_NL__2PRFIN20051213_132939_000000352043_00210_19803_9496.N1 | 13-DEC-2005 13:29:39 | Bright | 35.000 | 119 | 14Eta Dra | 2.7270 | 4700.0 | 70 | 19803 | No |
| 172 | GOM_NL__2PRFIN20051213_133659_000000372043_00210_19803_9497.N1 | 13-DEC-2005 13:36:59 | Bright | 36.500 | 180 | 27Gam Boo | 3.0400 | 8000.0 | 73 | 19803 | No |
| 173 | GOM_NL__2PRFIN20051213_134009_000000502043_00210_19803_9498.N1 | 13-DEC-2005 13:40:09 | Bright | 50.000 | 83 | | 2.3780 | 11000. | 100 | 19803 | No |
| 174 | GOM_NL__2PRFIN20051213_135827_000000442043_00210_19803_9499.N1 | 13-DEC-2005 13:58:27 | Twilight | 43.500 | 54 | 5The Cen | 2.0550 | 4500.0 | 87 | 19803 | No |
| 175 | GOM_NL__2PRFIN20051213_135953_000000432043_00210_19803_9500.N1 | 13-DEC-2005 13:59:53 | Dark | 42.500 | 123 | 1ot Cen | 2.7500 | 10200. | 85 | 19803 | No |
| 176 | GOM_NL__2PRFIN20051213_140128_000000382043_00210_19803_9501.N1 | 13-DEC-2005 14:01:28 | Dark | 38.000 | 95 | Zet Cen | 2.5450 | 26000. | 76 | 19803 | No |
| 177 | GOM_NL__2PRFIN20051213_140320_000000382043_00210_19803_9502.N1 | 13-DEC-2005 14:03:20 | Dark | 37.500 | 77 | Eps Cen | 2.3030 | 28000. | 75 | 19803 | No |
| 178 | GOM_NL__2PRFIN20051213_140437_000000492043_00210_19803_9503.N1 | 13-DEC-2005 14:04:37 | Dark | 48.500 | 10 | Bet Cen | 0.61000 | 28000. | 97 | 19803 | No |
| 179 | GOM_NL__2PRFIN20051213_140557_000000392043_00211_19804_9484.N1 | 13-DEC-2005 14:05:57 | Dark | 38.500 | 20 | Bet Cru | 1.2530 | 30000. | 77 | 19804 | No |
| 180 | GOM_NL__2PRFIN20051213_140803_000000372043_00211_19804_9485.N1 | 13-DEC-2005 14:08:03 | Dark | 37.000 | 112 | Alp Mus | 2.6880 | 26000. | 74 | 19804 | No |
| 181 | GOM_NL__2PRFIN20051213_141246_000000372043_00211_19804_9486.N1 | 13-DEC-2005 14:12:46 | Dark | 37.000 | 29 | Bet Car | 1.6720 | 10200. | 74 | 19804 | No |
| 182 | GOM_NL__2PRFIN20051213_142011_000000532043_00211_19804_9487.N1 | 13-DEC-2005 14:20:11 | Dark | 52.500 | 2 | Alp Car | -0.73600 | 7000.0 | 105 | 19804 | No |
| 183 | GOM_NL__2PRFIN20051213_143323_000000442043_00211_19804_9488.N1 | 13-DEC-2005 14:33:23 | Straylight | 44.000 | 165 | 34Gam Eri | 2.9500 | 3200.0 | 88 | 19804 | No |
| 184 | GOM_NL__2PRFIN20051213_144400_000000372043_00211_19804_9489.N1 | 13-DEC-2005 14:44:00 | Bright | 37.000 | 146 | 25Eta Tau | 2.8730 | 15200. | 74 | 19804 | No |
| 185 | GOM_NL__2PRFIN20051213_144611_000000352043_00211_19804_9490.N1 | 13-DEC-2005 14:46:11 | Bright | 35.000 | 150 | 44Zet Per | 2.8900 | 28000. | 70 | 19804 | No |
| 186 | GOM_NL__2PRFIN20051213_144830_000000352043_00211_19804_9491.N1 | 13-DEC-2005 14:48:30 | Bright | 35.000 | 149 | 45Eps Per | 2.8880 | 30000. | 70 | 19804 | No |
| 187 | GOM_NL__2PRFIN20051213_145040_000000342043_00211_19804_9492.N1 | 13-DEC-2005 14:50:40 | Bright | 33.500 | 175 | 39Del Per | 3.0100 | 19400. | 67 | 19804 | No |
| 188 | GOM_NL__2PRFIN20051213_145223_000000342043_00211_19804_9493.N1 | 13-DEC-2005 14:52:23 | Bright | 34.000 | 160 | 23Gam Per | 2.9300 | 4700.0 | 68 | 19804 | No |
| 189 | GOM_NL__2PRFIN20051213_145527_000000352043_00211_19804_9494.N1 | 13-DEC-2005 14:55:27 | Bright | 34.500 | 110 | 37Del Cas | 2.6780 | 8900.0 | 69 | 19804 | No |
| 190 | GOM_NL__2PRFIN20051213_150223_000000362043_00211_19804_9495.N1 | 13-DEC-2005 15:02:23 | Bright | 35.500 | 49 | 1Alp UMi | 1.9900 | 6300.0 | 71 | 19804 | No |
| 191 | GOM_NL__2PRFIN20051213_150706_000000362043_00211_19804_9496.N1 | 13-DEC-2005 15:07:06 | Bright | 35.500 | 60 | 7Bet UMi | 2.0810 | 3950.0 | 71 | 19804 | No |
| 192 | GOM_NL__2PRFIN20051213_151015_000000342043_00211_19804_9497.N1 | 13-DEC-2005 15:10:15 | Bright | 34.000 | 119 | 14Eta Dra | 2.7270 | 4700.0 | 68 | 19804 | No |
| 193 | GOM_NL__2PRFIN20051213_151735_000000372043_00211_19804_9498.N1 | 13-DEC-2005 15:17:35 | Bright | 36.500 | 180 | 27Gam Boo | 3.0400 | 8000.0 | 73 | 19804 | No |
| 194 | GOM_NL__2PRFIN20051213_152046_000000352043_00211_19804_9499.N1 | 13-DEC-2005 15:20:46 | Bright | 34.500 | 83 | | 2.3780 | 11000. | 69 | 19804 | No |
| 195 | GOM_NL__2PRFIN20051213_153903_000000452043_00211_19804_9500.N1 | 13-DEC-2005 15:39:03 | Twilight | 45.000 | 54 | 5The Cen | 2.0550 | 4500.0 | 90 | 19804 | No |
| 196 | GOM_NL__2PRFIN20051213_154030_000000392043_00211_19804_9501.N1 | 13-DEC-2005 15:40:30 | Dark | 39.000 | 123 | 1ot Cen | 2.7500 | 10200. | 78 | 19804 | No |
| 197 | GOM_NL__2PRFIN20051213_154205_000000392043_00211_19804_9502.N1 | 13-DEC-2005 15:42:05 | Dark | 39.000 | 95 | Zet Cen | 2.5450 | 26000. | 78 | 19804 | No |
| 198 | GOM_NL__2PRFIN20051213_154356_000000382043_00211_19804_9503.N1 | 13-DEC-2005 15:43:56 | Dark | 38.000 | 77 | Eps Cen | 2.3030 | 28000. | 76 | 19804 | No |
| 199 | GOM_NL__2PRFIN20051213_154513_000000472043_00211_19804_9504.N1 | 13-DEC-2005 15:45:13 | Dark | 47.000 | 10 | Bet Cen | 0.61000 | 28000. | 94 | 19804 | No |
| 200 | GOM_NL__2PRFIN20051213_154634_000000382043_00212_19805_9485.N1 | 13-DEC-2005 15:46:34 | Dark | 38.000 | 20 | Bet Cru | 1.2530 | 30000. | 76 | 19805 | No |
| 201 | GOM_NL__2PRFIN20051213_154839_000000372043_00212_19805_9486.N1 | 13-DEC-2005 15:48:39 | Dark | 37.000 | 112 | Alp Mus | 2.6880 | 26000. | 74 | 19805 | No |
| 202 | GOM_NL__2PRFIN20051213_155323_000000402043_00212_19805_9487.N1 | 13-DEC-2005 15:53:23 | Dark | 40.000 | 29 | Bet Car | 1.6720 | 10200. | 80 | 19805 | No |
| 203 | GOM_NL__2PRFIN20051213_160048_000000522043_00212_19805_9488.N1 | 13-DEC-2005 16:00:48 | Dark | 51.500 | 2 | Alp Car | -0.73600 | 7000.0 | 103 | 19805 | No |
| 204 | GOM_NL__2PRFIN20051213_161359_000000432043_00212_19805_9489.N1 | 13-DEC-2005 16:13:59 | Straylight | 43.000 | 165 | 34Gam Eri | 2.9500 | 3200.0 | 86 | 19805 | No |
| 205 | GOM_NL__2PRFIN20051213_162436_000000362043_00212_19805_9490.N1 | 13-DEC-2005 16:24:36 | Bright | 35.500 | 146 | 25Eta Tau | 2.8730 | 15200. | 71 | 19805 | No |
| 206 | GOM_NL__2PRFIN20051213_162647_000000362043_00212_19805_9491.N1 | 13-DEC-2005 16:26:47 | Bright | 35.500 | 150 | 44Zet Per | 2.8900 | 28000. | 71 | 19805 | No |
| 207 | GOM_NL__2PRFIN20051213_162906_000000352043_00212_19805_9492.N1 | 13-DEC-2005 16:29:06 | Bright | 34.500 | 149 | 45Eps Per | 2.8880 | 30000. | 69 | 19805 | No |
| 208 | GOM_NL__2PRFIN20051213_163116_000000352043_00212_19805_9493.N1 | 13-DEC-2005 16:31:16 | Bright | 34.500 | 175 | 39Del Per | 3.0100 | 19400. | 69 | 19805 | No |
| 209 | GOM_NL__2PRFIN20051213_163258_000000362043_00212_19805_9494.N1 | 13-DEC-2005 16:32:58 | Bright | 35.500 | 160 | 23Gam Per | 2.9300 | 4700.0 | 71 | 19805 | No |
| 210 | GOM_NL__2PRFIN20051213_163603_000000352043_00212_19805_9495.N1 | 13-DEC-2005 16:36:03 | Bright | 35.000 | 110 | 37Del Cas | 2.6780 | 8900.0 | 70 | 19805 | No |
| 211 | GOM_NL__2PRFIN20051213_164258_000000362043_00212_19805_9496.N1 | 13-DEC-2005 16:42:58 | Bright | 35.500 | 49 | 1Alp UMi | 1.9900 | 6300.0 | 71 | 19805 | No |
| 212 | GOM_NL__2PRFIN20051213_164742_000000382043_00212_19805_9497.N1 | 13-DEC-2005 16:47:42 | Bright | 38.000 | 60 | 7Bet UMi | 2.0810 | 3950.0 | 76 | 19805 | No |
| 213 | GOM_NL__2PRFIN20051213_165051_000000362043_00212_19805_9498.N1 | 13-DEC-2005 16:50:51 | Bright | 36.000 | 119 | 14Eta Dra | 2.7270 | 4700.0 | 72 | 19805 | No |
| 214 | GOM_NL__2PRFIN20051213_165812_000000362043_00212_19805_9499.N1 | 13-DEC-2005 16:58:12 | Bright | 36.000 | 180 | 27Gam Boo | 3.0400 | 8000.0 | 72 | 19805 | No |
| 215 | GOM_NL__2PRFIN20051213_170122_000000352043_00212_19805_9500.N1 | 13-DEC-2005 17:01:22 | Bright | 35.000 | 83 | | 2.3780 | 11000. | 70 | 19805 | No |
| 216 | GOM_NL__2PRFIN20051213_171939_000000392043_00212_19805_9501.N1 | 13-DEC-2005 17:19:39 | Twilight | 39.000 | 54 | 5The Cen | 2.0550 | 4500.0 | 78 | 19805 | No |
| 217 | GOM_NL__2PRFIN20051213_172106_000000392043_00212_19805_9502.N1 | 13-DEC-2005 17:21:06 | Dark | 39.000 | 123 | 1ot Cen | 2.7500 | 10200. | 78 | 19805 | No |
| 218 | GOM_NL__2PRFIN20051213_172241_000000372043_00212_19805_9503.N1 | 13-DEC-2005 17:22:41 | Dark | 37.000 | 95 | Zet Cen | 2.5450 | 26000. | 74 | 19805 | No |
| 219 | GOM_NL__2PRFIN20051213_172432_000000402043_00212_19805_9504.N1 | 13-DEC-2005 17:24:32 | Dark | 40.000 | 77 | Eps Cen | 2.3030 | 28000. | 80 | 19805 | No |

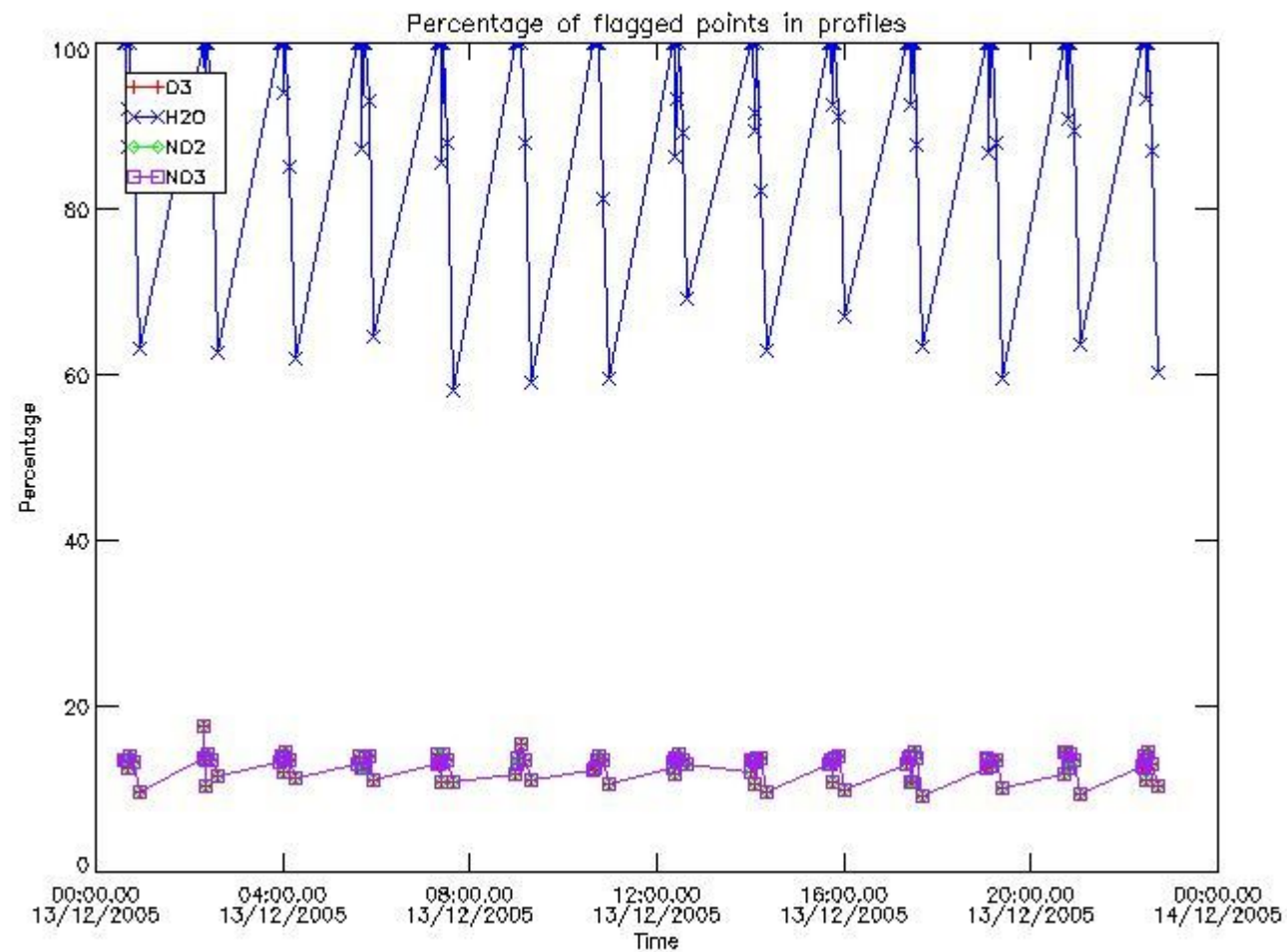
| | | | | | | | | | | | |
|-----|--|----------------------|------------|--------|-----|-----------|----------|--------|-----|-------|----|
| 220 | GOM_NL__2PRFIN20051213_172549_000000472043_00212_19805_9505.N1 | 13-DEC-2005 17:25:49 | Dark | 47.000 | 10 | Bet Cen | 0.61000 | 28000. | 94 | 19805 | No |
| 221 | GOM_NL__2PRFIN20051213_172710_000000482043_00213_19806_9487.N1 | 13-DEC-2005 17:27:10 | Dark | 47.500 | 20 | Bet Cru | 1.2530 | 30000. | 95 | 19806 | No |
| 222 | GOM_NL__2PRFIN20051213_172915_000000362043_00213_19806_9488.N1 | 13-DEC-2005 17:29:15 | Dark | 35.500 | 112 | Alp Mus | 2.6880 | 26000. | 71 | 19806 | No |
| 223 | GOM_NL__2PRFIN20051213_173359_000000372043_00213_19806_9489.N1 | 13-DEC-2005 17:33:59 | Dark | 37.000 | 29 | Bet Car | 1.6720 | 10200. | 74 | 19806 | No |
| 224 | GOM_NL__2PRFIN20051213_174124_000000552043_00213_19806_9490.N1 | 13-DEC-2005 17:41:24 | Dark | 54.500 | 2 | Alp Car | -0.73600 | 7000.0 | 109 | 19806 | No |
| 225 | GOM_NL__2PRFIN20051213_175436_000000442043_00213_19806_9491.N1 | 13-DEC-2005 17:54:36 | Straylight | 43.500 | 165 | 34Gam Eri | 2.9500 | 3200.0 | 87 | 19806 | No |
| 226 | GOM_NL__2PRFIN20051213_180723_000000362043_00213_19806_9492.N1 | 13-DEC-2005 18:07:23 | Bright | 36.000 | 150 | 44Zet Per | 2.8900 | 28000. | 72 | 19806 | No |
| 227 | GOM_NL__2PRFIN20051213_180942_000000352043_00213_19806_9493.N1 | 13-DEC-2005 18:09:42 | Bright | 35.000 | 149 | 45Eps Per | 2.8880 | 30000. | 70 | 19806 | No |
| 228 | GOM_NL__2PRFIN20051213_181152_000000352043_00213_19806_9494.N1 | 13-DEC-2005 18:11:52 | Bright | 35.000 | 175 | 39Del Per | 3.0100 | 19400. | 70 | 19806 | No |
| 229 | GOM_NL__2PRFIN20051213_181335_000000372043_00213_19806_9495.N1 | 13-DEC-2005 18:13:35 | Bright | 36.500 | 160 | 23Gam Per | 2.9300 | 4700.0 | 73 | 19806 | No |
| 230 | GOM_NL__2PRFIN20051213_181639_000000352043_00213_19806_9496.N1 | 13-DEC-2005 18:16:39 | Bright | 35.000 | 110 | 37Del Cas | 2.6780 | 8900.0 | 70 | 19806 | No |
| 231 | GOM_NL__2PRFIN20051213_182334_000000372043_00213_19806_9497.N1 | 13-DEC-2005 18:23:34 | Bright | 36.500 | 49 | 1Alp UMi | 1.9900 | 6300.0 | 73 | 19806 | No |
| 232 | GOM_NL__2PRFIN20051213_182818_000000382043_00213_19806_9498.N1 | 13-DEC-2005 18:28:18 | Bright | 38.000 | 60 | 7Bet UMi | 2.0810 | 3950.0 | 76 | 19806 | No |
| 233 | GOM_NL__2PRFIN20051213_183128_000000342043_00213_19806_9499.N1 | 13-DEC-2005 18:31:28 | Bright | 34.000 | 119 | 14Eta Dra | 2.7270 | 4700.0 | 68 | 19806 | No |
| 234 | GOM_NL__2PRFIN20051213_183847_000000492043_00213_19806_9500.N1 | 13-DEC-2005 18:38:47 | Bright | 48.500 | 180 | 27Gam Boo | 3.0400 | 8000.0 | 97 | 19806 | No |
| 235 | GOM_NL__2PRFIN20051213_184158_000000532043_00213_19806_9501.N1 | 13-DEC-2005 18:41:58 | Bright | 53.000 | 83 | | 2.3780 | 11000. | 106 | 19806 | No |
| 236 | GOM_NL__2PRFIN20051213_190016_000000442043_00213_19806_9502.N1 | 13-DEC-2005 19:00:16 | Twilight | 44.000 | 54 | 5The Cen | 2.0550 | 4500.0 | 88 | 19806 | No |
| 237 | GOM_NL__2PRFIN20051213_190143_000000412043_00213_19806_9503.N1 | 13-DEC-2005 19:01:43 | Dark | 41.000 | 123 | 1ot Cen | 2.7500 | 10200. | 82 | 19806 | No |
| 238 | GOM_NL__2PRFIN20051213_190317_000000372043_00213_19806_9504.N1 | 13-DEC-2005 19:03:17 | Dark | 37.000 | 95 | Zet Cen | 2.5450 | 26000. | 74 | 19806 | No |
| 239 | GOM_NL__2PRFIN20051213_190509_000000382043_00213_19806_9505.N1 | 13-DEC-2005 19:05:09 | Dark | 37.500 | 77 | Eps Cen | 2.3030 | 28000. | 75 | 19806 | No |
| 240 | GOM_NL__2PRFIN20051213_190625_000000382043_00213_19806_9506.N1 | 13-DEC-2005 19:06:25 | Dark | 38.000 | 10 | Bet Cen | 0.61000 | 28000. | 76 | 19806 | No |
| 241 | GOM_NL__2PRFIN20051213_190746_000000402043_00214_19807_9488.N1 | 13-DEC-2005 19:07:46 | Dark | 40.000 | 20 | Bet Cru | 1.2530 | 30000. | 80 | 19807 | No |
| 242 | GOM_NL__2PRFIN20051213_190951_000000382043_00214_19807_9489.N1 | 13-DEC-2005 19:09:51 | Dark | 38.000 | 112 | Alp Mus | 2.6880 | 26000. | 76 | 19807 | No |
| 243 | GOM_NL__2PRFIN20051213_191435_000000382043_00214_19807_9490.N1 | 13-DEC-2005 19:14:35 | Dark | 37.500 | 29 | Bet Car | 1.6720 | 10200. | 75 | 19807 | No |
| 244 | GOM_NL__2PRFIN20051213_192201_000000502043_00214_19807_9491.N1 | 13-DEC-2005 19:22:01 | Dark | 50.000 | 2 | Alp Car | -0.73600 | 7000.0 | 100 | 19807 | No |
| 245 | GOM_NL__2PRFIN20051213_193512_000000442043_00214_19807_9492.N1 | 13-DEC-2005 19:35:12 | Straylight | 44.000 | 165 | 34Gam Eri | 2.9500 | 3200.0 | 88 | 19807 | No |
| 246 | GOM_NL__2PRFIN20051213_194759_000000362043_00214_19807_9493.N1 | 13-DEC-2005 19:47:59 | Bright | 35.500 | 150 | 44Zet Per | 2.8900 | 28000. | 71 | 19807 | No |
| 247 | GOM_NL__2PRFIN20051213_195018_000000352043_00214_19807_9494.N1 | 13-DEC-2005 19:50:18 | Bright | 35.000 | 149 | 45Eps Per | 2.8880 | 30000. | 70 | 19807 | No |
| 248 | GOM_NL__2PRFIN20051213_195228_000000422043_00214_19807_9495.N1 | 13-DEC-2005 19:52:28 | Bright | 42.000 | 175 | 39Del Per | 3.0100 | 19400. | 84 | 19807 | No |
| 249 | GOM_NL__2PRFIN20051213_195411_000000372043_00214_19807_9496.N1 | 13-DEC-2005 19:54:11 | Bright | 36.500 | 160 | 23Gam Per | 2.9300 | 4700.0 | 73 | 19807 | No |
| 250 | GOM_NL__2PRFIN20051213_195715_000000372043_00214_19807_9497.N1 | 13-DEC-2005 19:57:15 | Bright | 36.500 | 110 | 37Del Cas | 2.6780 | 8900.0 | 73 | 19807 | No |
| 251 | GOM_NL__2PRFIN20051213_200410_000000352043_00214_19807_9498.N1 | 13-DEC-2005 20:04:10 | Bright | 35.000 | 49 | 1Alp UMi | 1.9900 | 6300.0 | 70 | 19807 | No |
| 252 | GOM_NL__2PRFIN20051213_200854_000000332043_00214_19807_9499.N1 | 13-DEC-2005 20:08:54 | Bright | 32.500 | 60 | 7Bet UMi | 2.0810 | 3950.0 | 65 | 19807 | No |
| 253 | GOM_NL__2PRFIN20051213_201204_000000362043_00214_19807_9500.N1 | 13-DEC-2005 20:12:04 | Bright | 36.000 | 119 | 14Eta Dra | 2.7270 | 4700.0 | 72 | 19807 | No |
| 254 | GOM_NL__2PRFIN20051213_201923_000000532043_00214_19807_9501.N1 | 13-DEC-2005 20:19:23 | Bright | 53.000 | 180 | 27Gam Boo | 3.0400 | 8000.0 | 106 | 19807 | No |
| 255 | GOM_NL__2PRFIN20051213_202234_000000342043_00214_19807_9502.N1 | 13-DEC-2005 20:22:34 | Bright | 34.000 | 83 | | 2.3780 | 11000. | 68 | 19807 | No |
| 256 | GOM_NL__2PRFIN20051213_204052_000000432043_00214_19807_9503.N1 | 13-DEC-2005 20:40:52 | Twilight | 43.000 | 54 | 5The Cen | 2.0550 | 4500.0 | 86 | 19807 | No |
| 257 | GOM_NL__2PRFIN20051213_204219_000000442043_00214_19807_9504.N1 | 13-DEC-2005 20:42:19 | Dark | 43.500 | 123 | 1ot Cen | 2.7500 | 10200. | 87 | 19807 | No |
| 258 | GOM_NL__2PRFIN20051213_204354_000000392043_00214_19807_9505.N1 | 13-DEC-2005 20:43:54 | Dark | 38.500 | 95 | Zet Cen | 2.5450 | 26000. | 77 | 19807 | No |
| 259 | GOM_NL__2PRFIN20051213_204545_000000362043_00214_19807_9506.N1 | 13-DEC-2005 20:45:45 | Dark | 35.500 | 77 | Eps Cen | 2.3030 | 28000. | 71 | 19807 | No |
| 260 | GOM_NL__2PRFIN20051213_204701_000000392043_00214_19807_9507.N1 | 13-DEC-2005 20:47:01 | Dark | 38.500 | 10 | Bet Cen | 0.61000 | 28000. | 77 | 19807 | No |
| 261 | GOM_NL__2PRFIN20051213_204823_000000412043_00215_19808_9332.N1 | 13-DEC-2005 20:48:23 | Dark | 40.500 | 20 | Bet Cru | 1.2530 | 30000. | 81 | 19808 | No |
| 262 | GOM_NL__2PRFIN20051213_205027_000000362043_00215_19808_9333.N1 | 13-DEC-2005 20:50:27 | Dark | 36.000 | 112 | Alp Mus | 2.6880 | 26000. | 72 | 19808 | No |
| 263 | GOM_NL__2PRFIN20051213_205512_000000382043_00215_19808_9334.N1 | 13-DEC-2005 20:55:12 | Dark | 38.000 | 29 | Bet Car | 1.6720 | 10200. | 76 | 19808 | No |
| 264 | GOM_NL__2PRFIN20051213_210237_000000542043_00215_19808_9335.N1 | 13-DEC-2005 21:02:37 | Dark | 53.500 | 2 | Alp Car | -0.73600 | 7000.0 | 107 | 19808 | No |
| 265 | GOM_NL__2PRFIN20051213_211548_000000422043_00215_19808_9336.N1 | 13-DEC-2005 21:15:48 | Straylight | 41.500 | 165 | 34Gam Eri | 2.9500 | 3200.0 | 83 | 19808 | No |
| 266 | GOM_NL__2PRFIN20051213_212835_000000352043_00215_19808_9337.N1 | 13-DEC-2005 21:28:35 | Bright | 35.000 | 150 | 44Zet Per | 2.8900 | 28000. | 70 | 19808 | No |
| 267 | GOM_NL__2PRFIN20051213_213053_000000362043_00215_19808_9338.N1 | 13-DEC-2005 21:30:53 | Bright | 35.500 | 149 | 45Eps Per | 2.8880 | 30000. | 71 | 19808 | No |
| 268 | GOM_NL__2PRFIN20051213_213304_000000342043_00215_19808_9339.N1 | 13-DEC-2005 21:33:04 | Bright | 34.000 | 175 | 39Del Per | 3.0100 | 19400. | 68 | 19808 | No |
| 269 | GOM_NL__2PRFIN20051213_213447_000000362043_00215_19808_9340.N1 | 13-DEC-2005 21:34:47 | Bright | 35.500 | 160 | 23Gam Per | 2.9300 | 4700.0 | 71 | 19808 | No |
| 270 | GOM_NL__2PRFIN20051213_213752_000000362043_00215_19808_9341.N1 | 13-DEC-2005 21:37:52 | Bright | 35.500 | 110 | 37Del Cas | 2.6780 | 8900.0 | 71 | 19808 | No |
| 271 | GOM_NL__2PRFIN20051213_214446_000000362043_00215_19808_9342.N1 | 13-DEC-2005 21:44:46 | Bright | 36.000 | 49 | 1Alp UMi | 1.9900 | 6300.0 | 72 | 19808 | No |
| 272 | GOM_NL__2PRFIN20051213_214930_000000382043_00215_19808_9343.N1 | 13-DEC-2005 21:49:30 | Bright | 38.000 | 60 | 7Bet UMi | 2.0810 | 3950.0 | 76 | 19808 | No |
| 273 | GOM_NL__2PRFIN20051213_215240_000000332043_00215_19808_9344.N1 | 13-DEC-2005 21:52:40 | Bright | 33.000 | 119 | 14Eta Dra | 2.7270 | 4700.0 | 66 | 19808 | No |
| 274 | GOM_NL__2PRFIN20051213_220000_000000422043_00215_19808_9345.N1 | 13-DEC-2005 22:00:00 | Bright | 42.000 | 180 | 27Gam Boo | 3.0400 | 8000.0 | 84 | 19808 | No |
| 275 | GOM_NL__2PRFIN20051213_220310_000000362043_00215_19808_9346.N1 | 13-DEC-2005 22:03:10 | Bright | 36.000 | 83 | | 2.3780 | 11000. | 72 | 19808 | No |
| 276 | GOM_NL__2PRFIN20051213_222128_000000422043_00215_19808_9347.N1 | 13-DEC-2005 22:21:28 | Twilight | 42.000 | 54 | 5The Cen | 2.0550 | 4500.0 | 84 | 19808 | No |
| 277 | GOM_NL__2PRFIN20051213_222256_000000402043_00215_19808_9348.N1 | 13-DEC-2005 22:22:56 | Dark | 40.000 | 123 | 1ot Cen | 2.7500 | 10200. | 80 | 19808 | No |
| 278 | GOM_NL__2PRFIN20051213_222430_000000402043_00215_19808_9349.N1 | 13-DEC-2005 22:24:30 | Dark | 40.000 | 95 | Zet Cen | 2.5450 | 26000. | 80 | 19808 | No |

| | | | | | | | | | | | |
|-----|--|----------------------|------------|--------|-----|-----------|----------|--------|-----|-------|----|
| 279 | GOM_NL__2PRFIN20051213_222621_000000412043_00215_19808_9350.N1 | 13-DEC-2005 22:26:21 | Dark | 40.500 | 77 | Eps Cen | 2.3030 | 28000. | 81 | 19808 | No |
| 280 | GOM_NL__2PRFIN20051213_222737_000000502043_00215_19808_9351.N1 | 13-DEC-2005 22:27:37 | Dark | 50.000 | 10 | Bet Cen | 0.61000 | 28000. | 100 | 19808 | No |
| 281 | GOM_NL__2PRFIN20051213_222859_000000382043_00216_19809_9332.N1 | 13-DEC-2005 22:28:59 | Dark | 38.000 | 20 | Bet Cru | 1.2530 | 30000. | 76 | 19809 | No |
| 282 | GOM_NL__2PRFIN20051213_223104_000000362043_00216_19809_9333.N1 | 13-DEC-2005 22:31:04 | Dark | 35.500 | 112 | Alp Mus | 2.6880 | 26000. | 71 | 19809 | No |
| 283 | GOM_NL__2PRFIN20051213_223548_000000392043_00216_19809_9334.N1 | 13-DEC-2005 22:35:48 | Dark | 39.000 | 29 | Bet Car | 1.6720 | 10200. | 78 | 19809 | No |
| 284 | GOM_NL__2PRFIN20051213_224313_000000502043_00216_19809_9335.N1 | 13-DEC-2005 22:43:13 | Dark | 49.500 | 2 | Alp Car | -0.73600 | 7000.0 | 99 | 19809 | No |
| 285 | GOM_NL__2PRFIN20051213_225624_000000412043_00216_19809_9336.N1 | 13-DEC-2005 22:56:24 | Straylight | 41.000 | 165 | 34Gam Eri | 2.9500 | 3200.0 | 82 | 19809 | No |
| 286 | GOM_NL__2PRFIN20051213_230911_000000352043_00216_19809_9337.N1 | 13-DEC-2005 23:09:11 | Bright | 34.500 | 150 | 44Zet Per | 2.8900 | 28000. | 69 | 19809 | No |
| 287 | GOM_NL__2PRFIN20051213_231129_000000352043_00216_19809_9338.N1 | 13-DEC-2005 23:11:29 | Bright | 34.500 | 149 | 45Eps Per | 2.8880 | 30000. | 69 | 19809 | No |
| 288 | GOM_NL__2PRFIN20051213_231340_000000342043_00216_19809_9339.N1 | 13-DEC-2005 23:13:40 | Bright | 33.500 | 175 | 39Del Per | 3.0100 | 19400. | 67 | 19809 | No |
| 289 | GOM_NL__2PRFIN20051213_231523_000000352043_00216_19809_9340.N1 | 13-DEC-2005 23:15:23 | Bright | 35.000 | 160 | 23Gam Per | 2.9300 | 4700.0 | 70 | 19809 | No |
| 290 | GOM_NL__2PRFIN20051213_231828_000000372043_00216_19809_9341.N1 | 13-DEC-2005 23:18:28 | Bright | 36.500 | 110 | 37Del Cas | 2.6780 | 8900.0 | 73 | 19809 | No |
| 291 | GOM_NL__2PRFIN20051213_232522_000000362043_00216_19809_9342.N1 | 13-DEC-2005 23:25:22 | Bright | 35.500 | 49 | 1Alp UMi | 1.9900 | 6300.0 | 71 | 19809 | No |
| 292 | GOM_NL__2PRFIN20051213_233005_000000372043_00216_19809_9343.N1 | 13-DEC-2005 23:30:05 | Bright | 36.500 | 60 | 7Bet UMi | 2.0810 | 3950.0 | 73 | 19809 | No |
| 293 | GOM_NL__2PRFIN20051213_233316_000000372043_00216_19809_9344.N1 | 13-DEC-2005 23:33:16 | Bright | 37.000 | 119 | 14Eta Dra | 2.7270 | 4700.0 | 74 | 19809 | No |
| 294 | GOM_NL__2PRFIN20051213_234035_000000362043_00216_19809_9345.N1 | 13-DEC-2005 23:40:35 | Bright | 35.500 | 180 | 27Gam Boo | 3.0400 | 8000.0 | 71 | 19809 | No |
| 295 | GOM_NL__2PRFIN20051213_234346_000000512043_00216_19809_9346.N1 | 13-DEC-2005 23:43:46 | Bright | 50.500 | 83 | | 2.3780 | 11000. | 101 | 19809 | No |

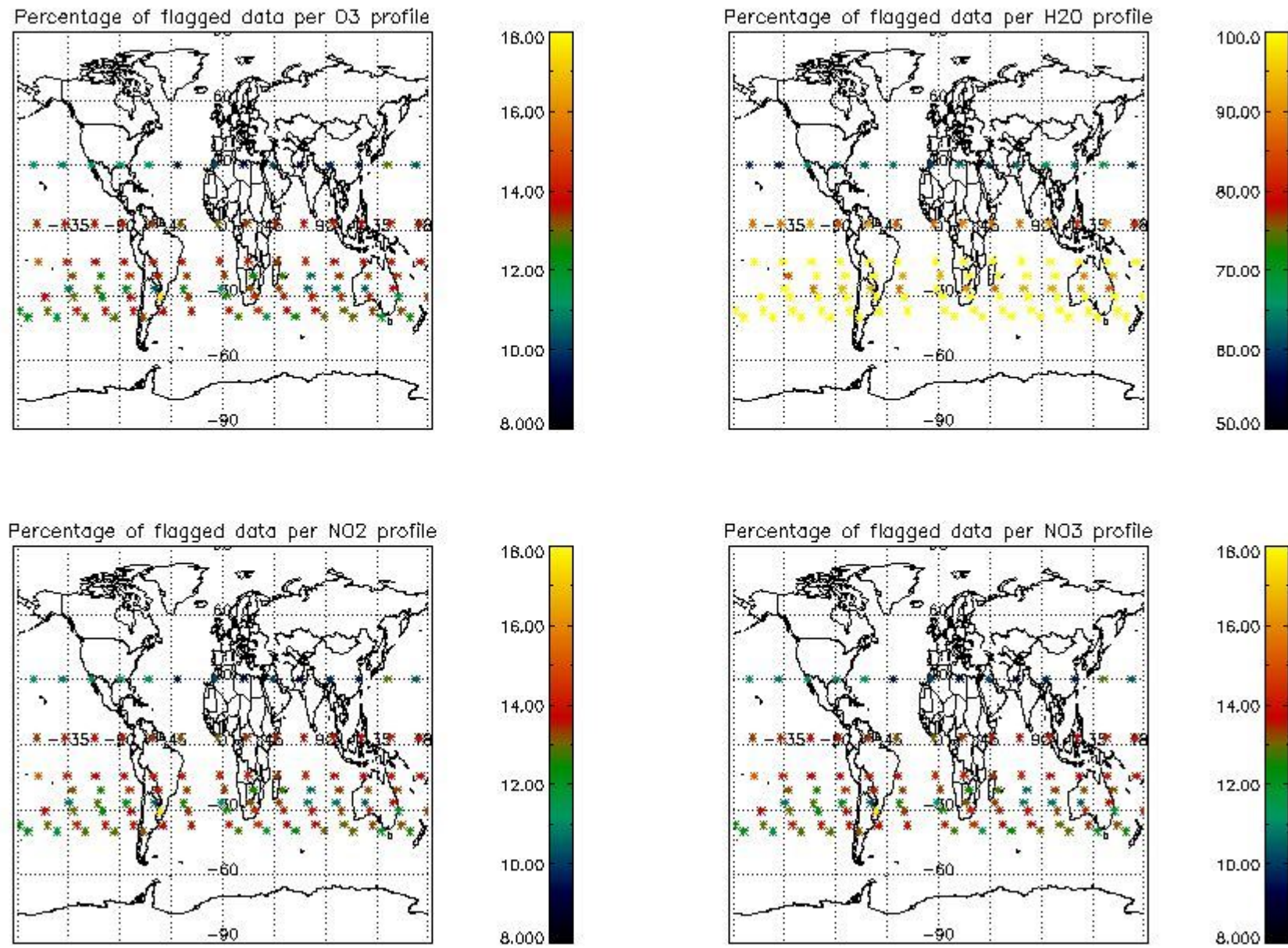
3. Quality information per product

In this section it is plotted some information contained in the Quality Summary data set of the level 2 products. Only products in dark limb conditions and without errors (error flag in the MPH set to "0") are used.

3.1 Plot quality information per product (time dependant)



3.2 Plot quality information per product (world map)

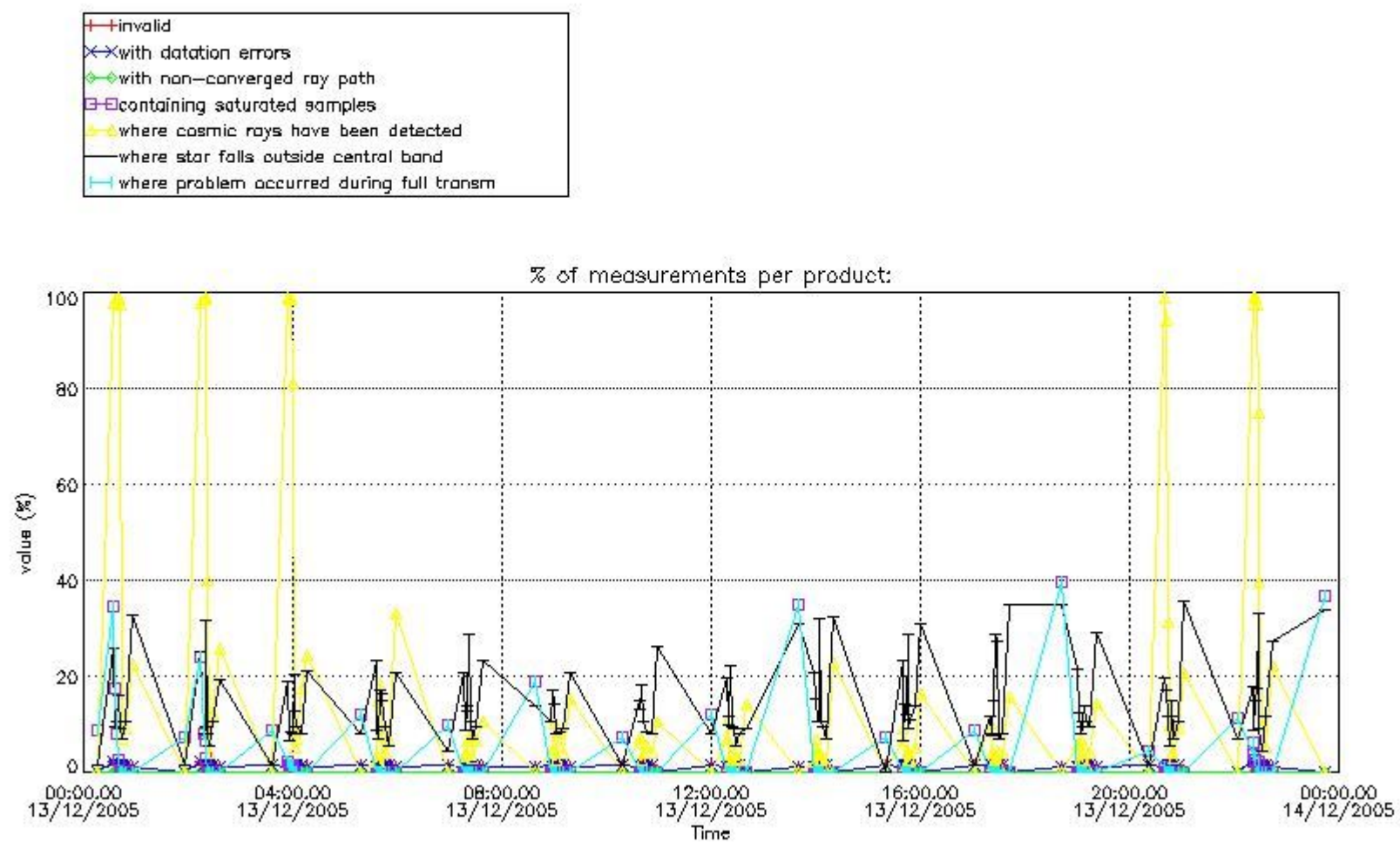


4. Level 1 quality information per product

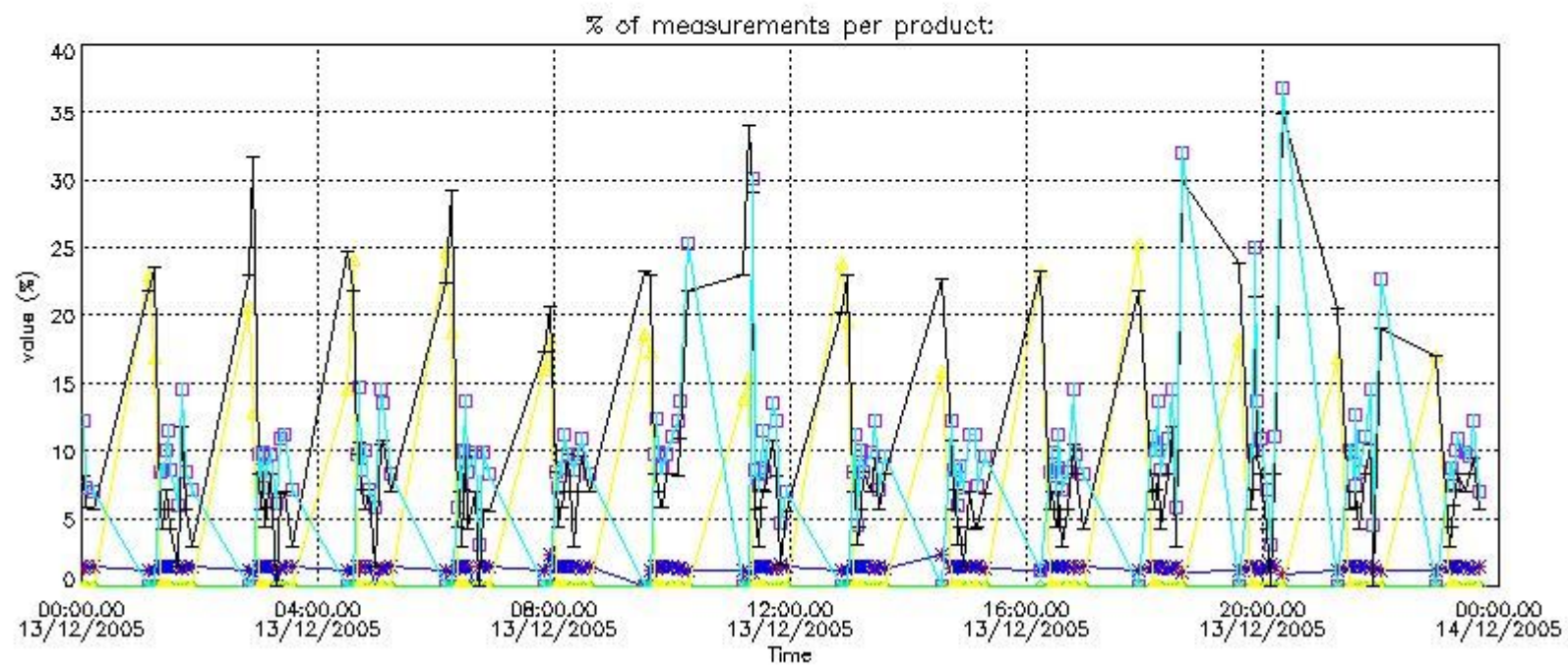
In this section it is plotted some information contained in the Quality Summary data set of the level 2 products that comes from the level 1b processing. Products without errors (error flag in the MPH set to "0") are used.

4.1 Plot quality information per product (time dependant) coming from level 1b processing

4.1.1 Plot level 1 quality information per product (time dependant): ENVISAT ASCENDING passes

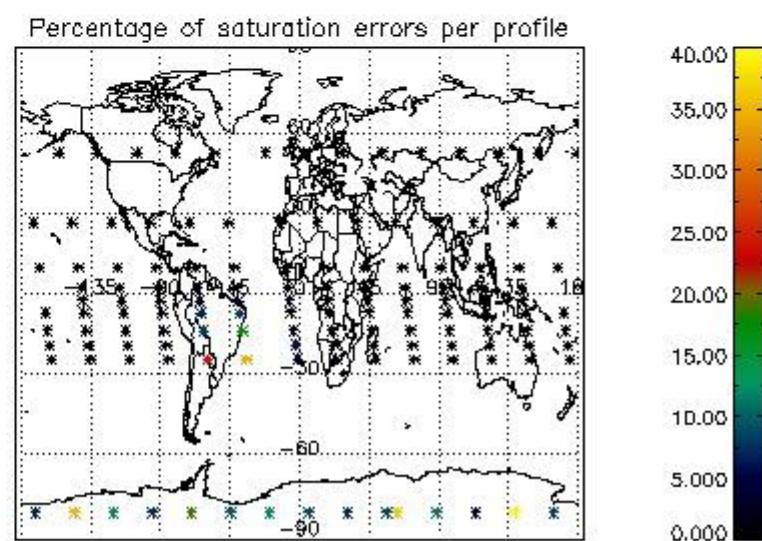
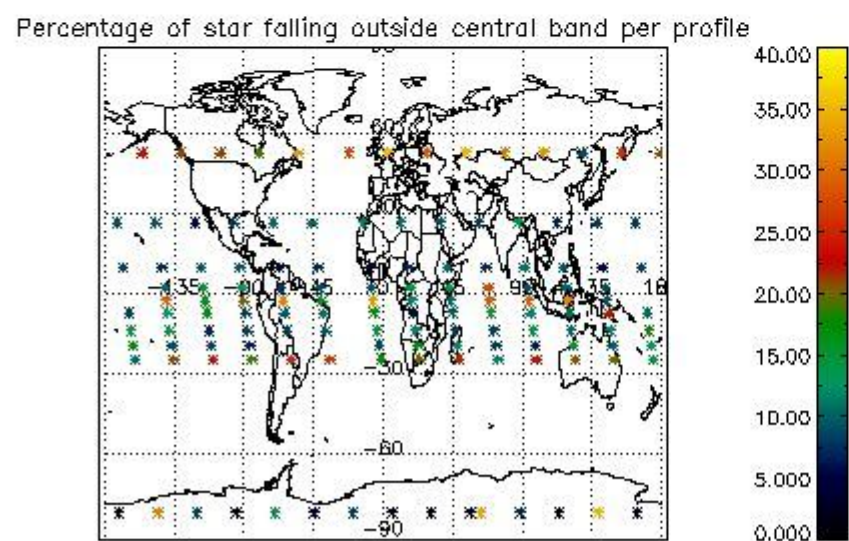
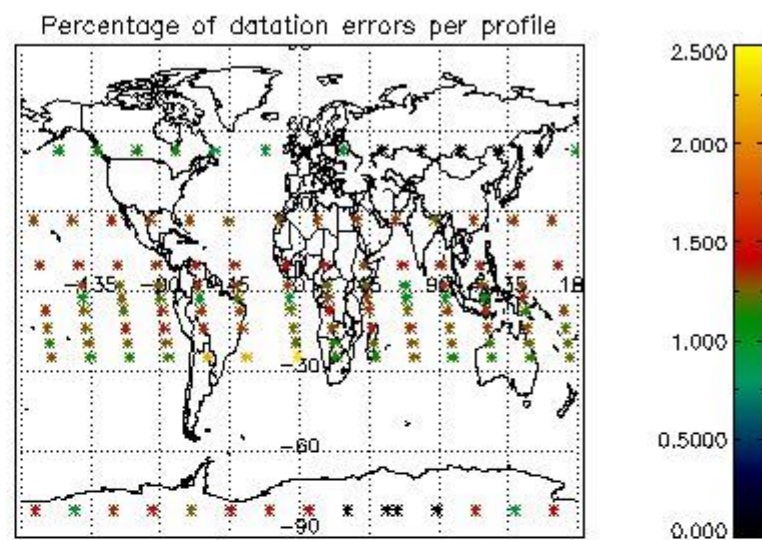
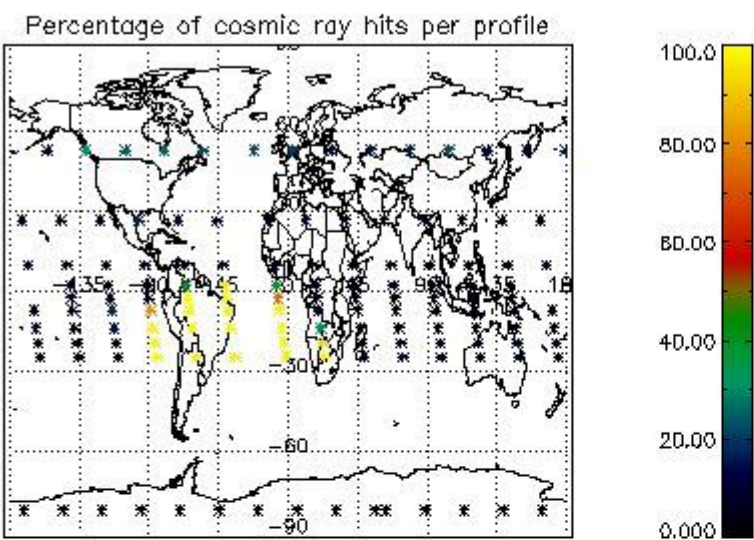


4.1.2 Plot level 1 quality information per product (time dependant): ENVI SAT DESCENDING passes

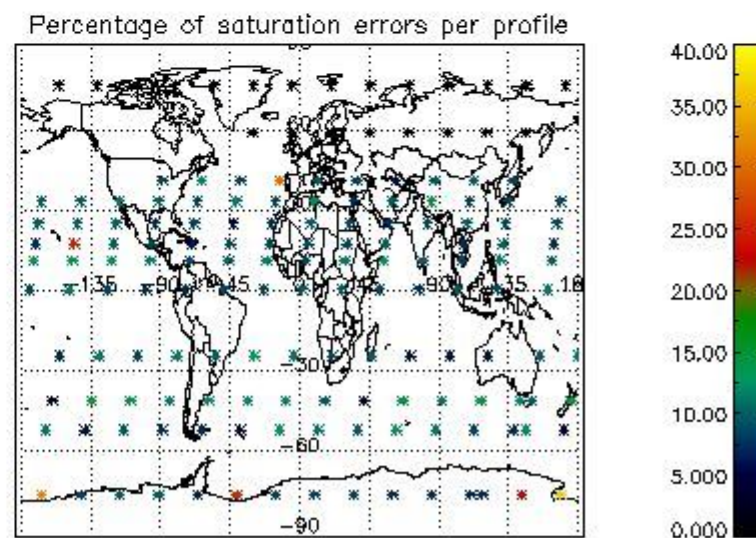
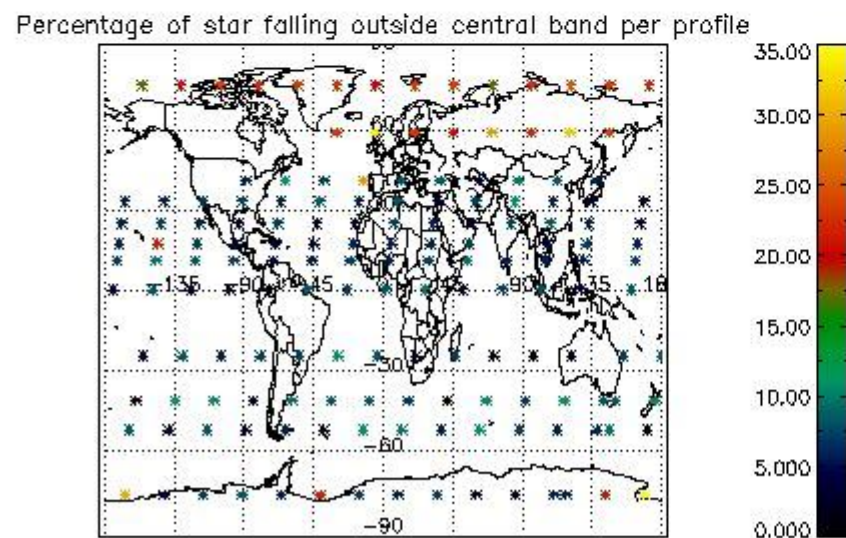
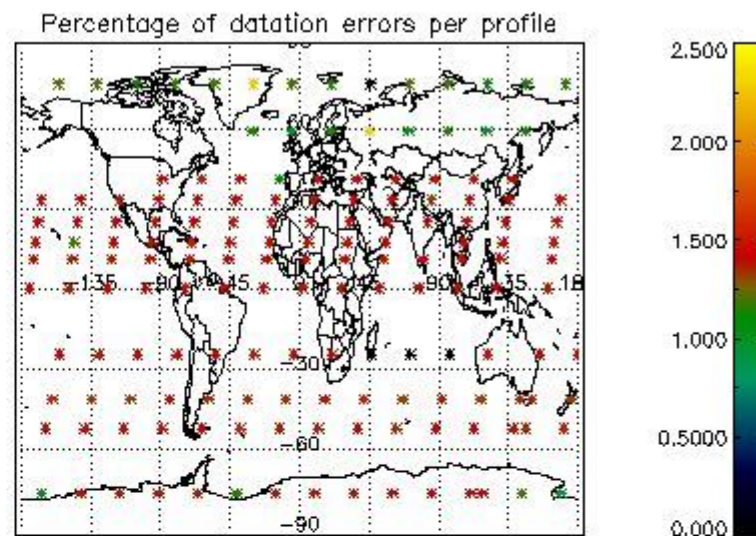
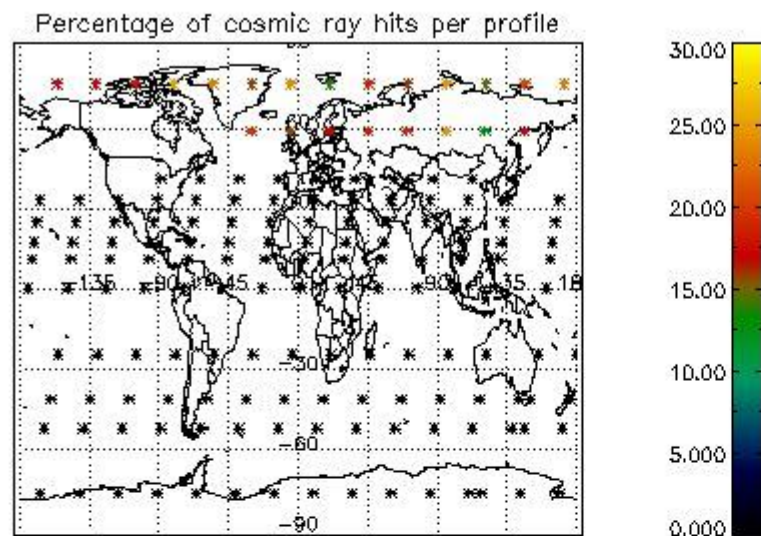


4.2 Plot quality information per product coming from level 1b processing (world map)

4.2.1 Plot level 1 quality information per product (world map): ENVISAT ASCENDING passes



4.2.2 Plot level 1 quality information per product (world map): ENVISAT DESCENDING passes



5. Trace gas profiles

5.1 Ozone statistics based on quality of products

The final quality of the products can be "measured" using the STD (Standard Deviation) attached to every point profile. This information is written to the parameter GOM_NL__2P/NL_LOCAL_SPECIES_DENSITY/o3_std of the level 2 products. The table below shows the statistics for given STD ranges.

The statistics are given with respect to the overall valid production:

- Products without fatal errors: GOM_NL__2P/MPH/PRODUCT_ERR=0
- Valid point profile: GOM_NL__2P/NL_LOCAL_SPECIES_DENSITY/pcd(0)=0

The 'Criteria' is applied to valid points of dark limb products:

- Products in dark limb illumination condition: GOM_NL__2P/NL_SUMMARY_QUALITY/obs_ill_cond=0
- Products without fatal errors: GOM_NL__2P/MPH/PRODUCT_ERR=0
- Valid point profile: GOM_NL__2P/NL_LOCAL_SPECIES_DENSITY/pcd(0)=0

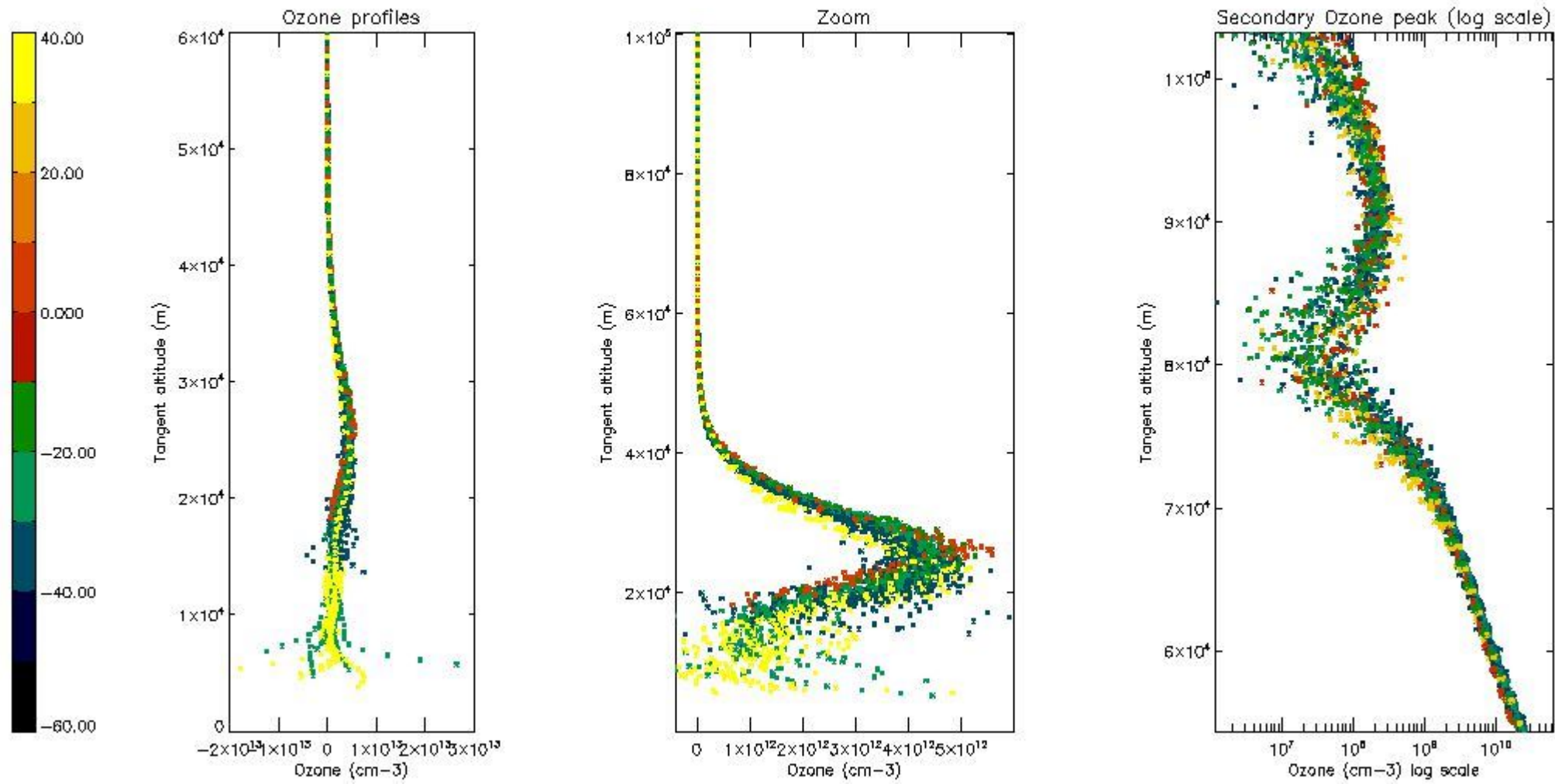
So, the table below shows the percentage of dark limb and valid observations for each criteria with respect to the overall valid daily observations.

| Criteria | % of total production |
|----------|-----------------------|
| All STD | 39 |
| STD < 20 | 26 |

| | |
|----------|----|
| STD < 10 | 22 |
| STD < 5 | 16 |

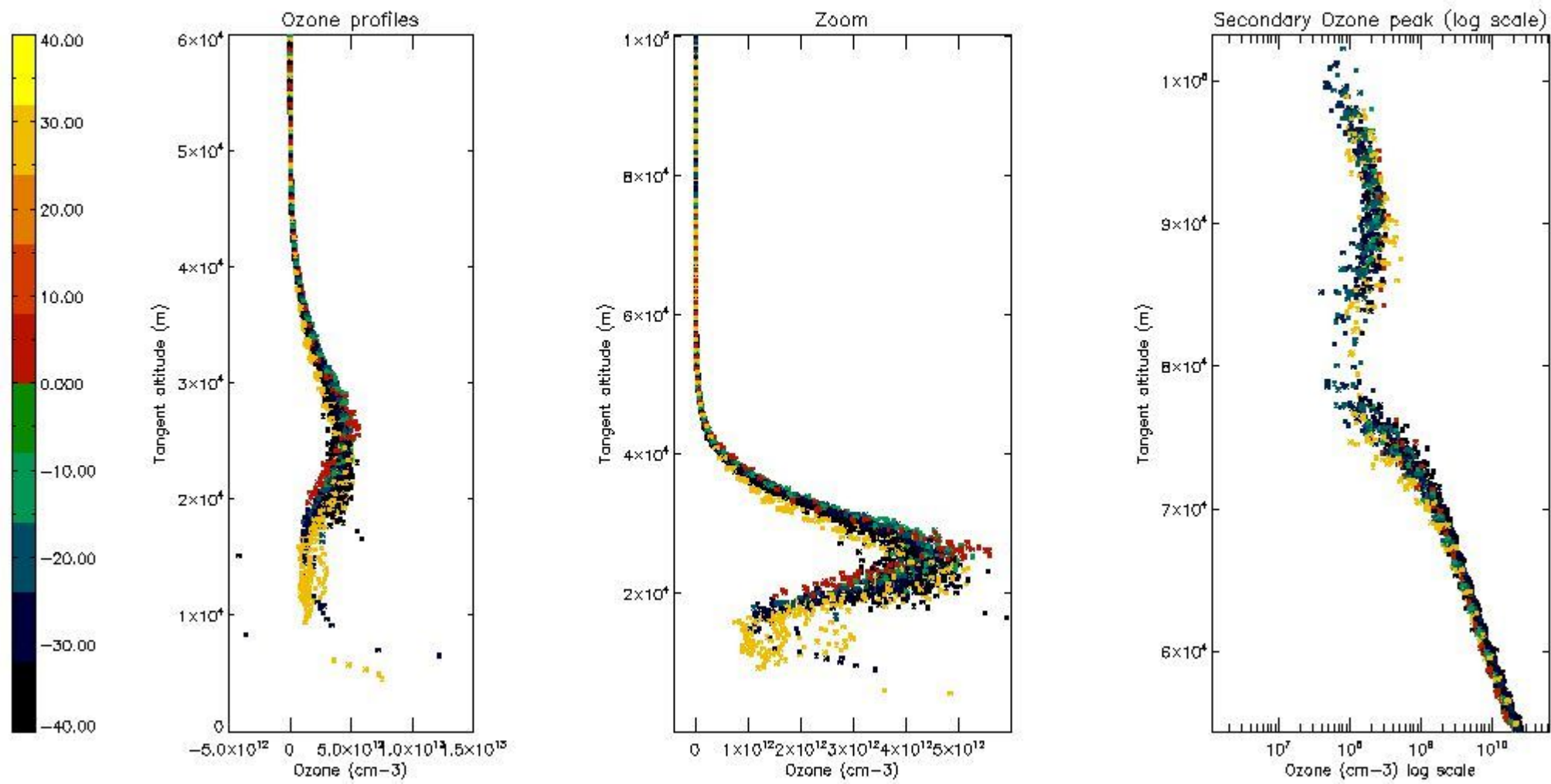
5.2 Plot ozone profiles for all STD (dark without errors)

The colorbar represents the latitude.



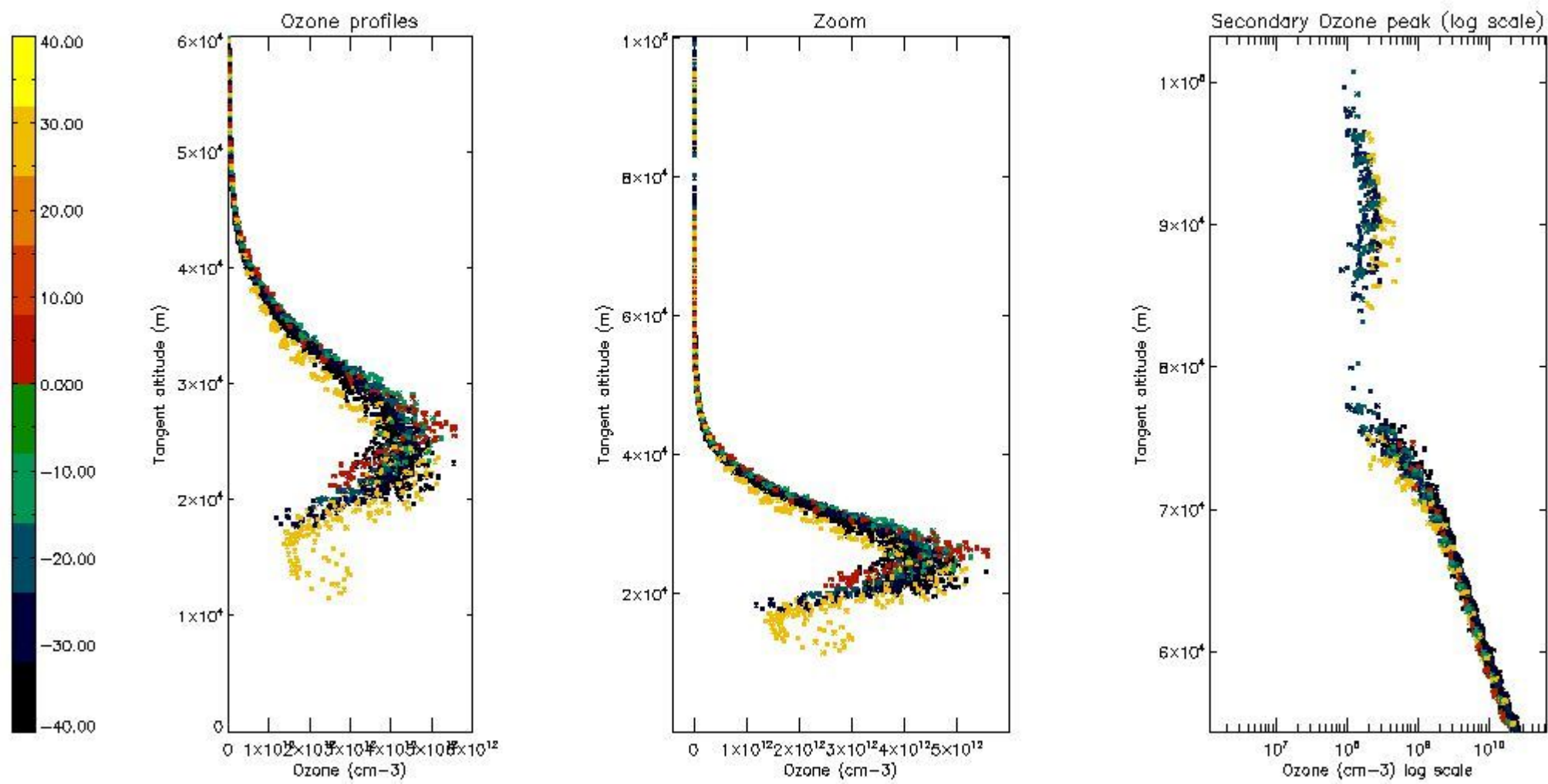
5.3 Plot ozone profiles where STD < 20% (dark without errors)

The colorbar represents the latitude.



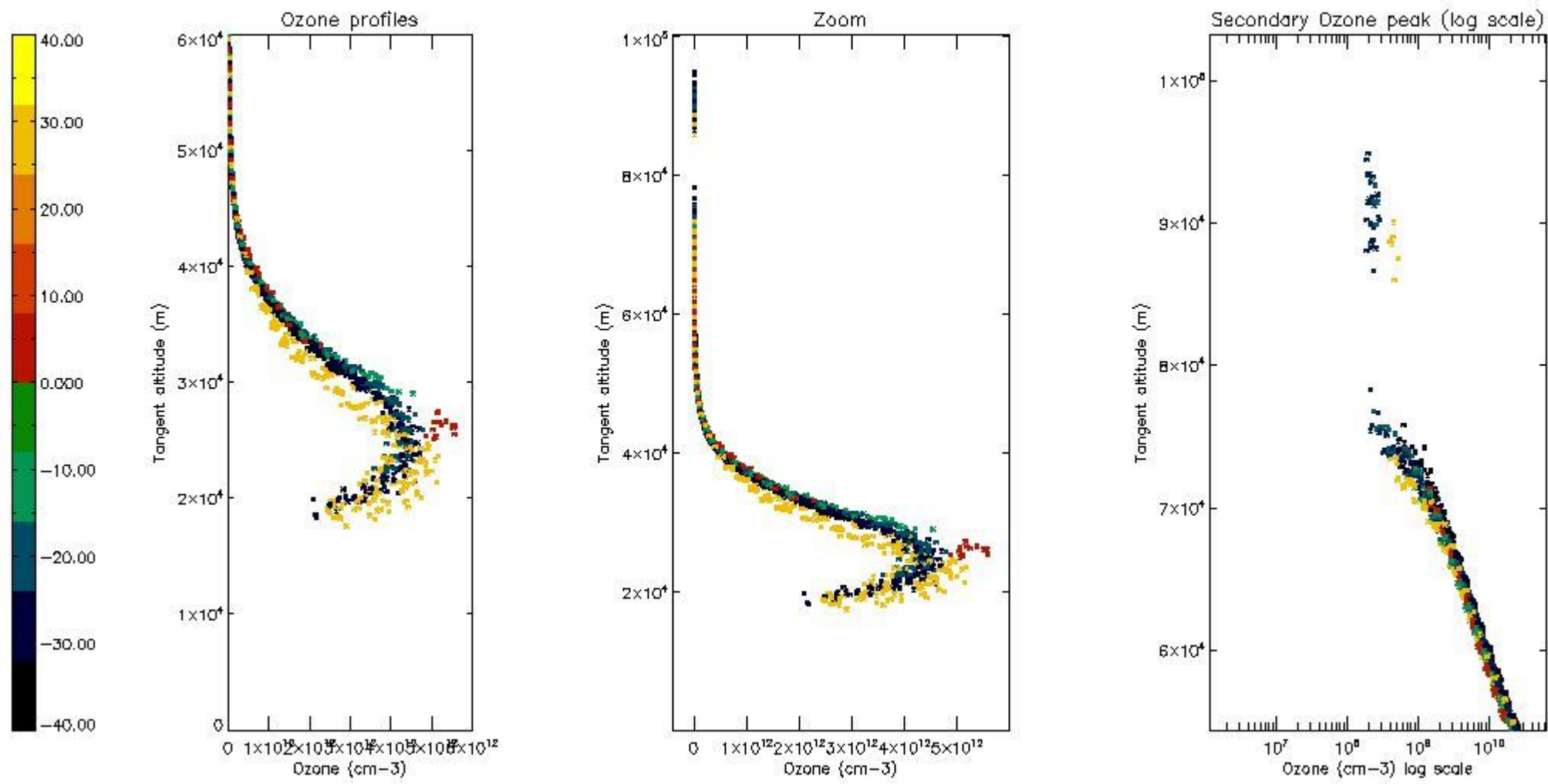
5.4 Plot ozone profiles where STD < 10% (dark without errors)

The colorbar represents the latitude.



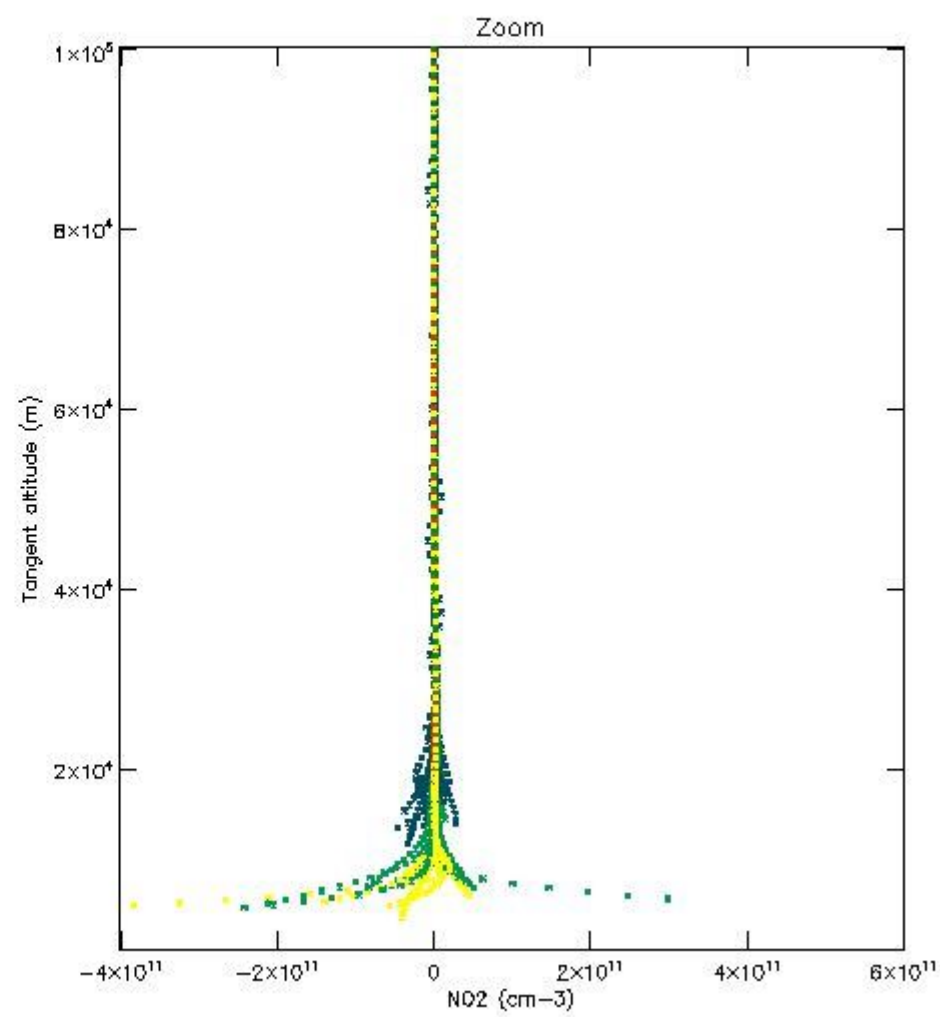
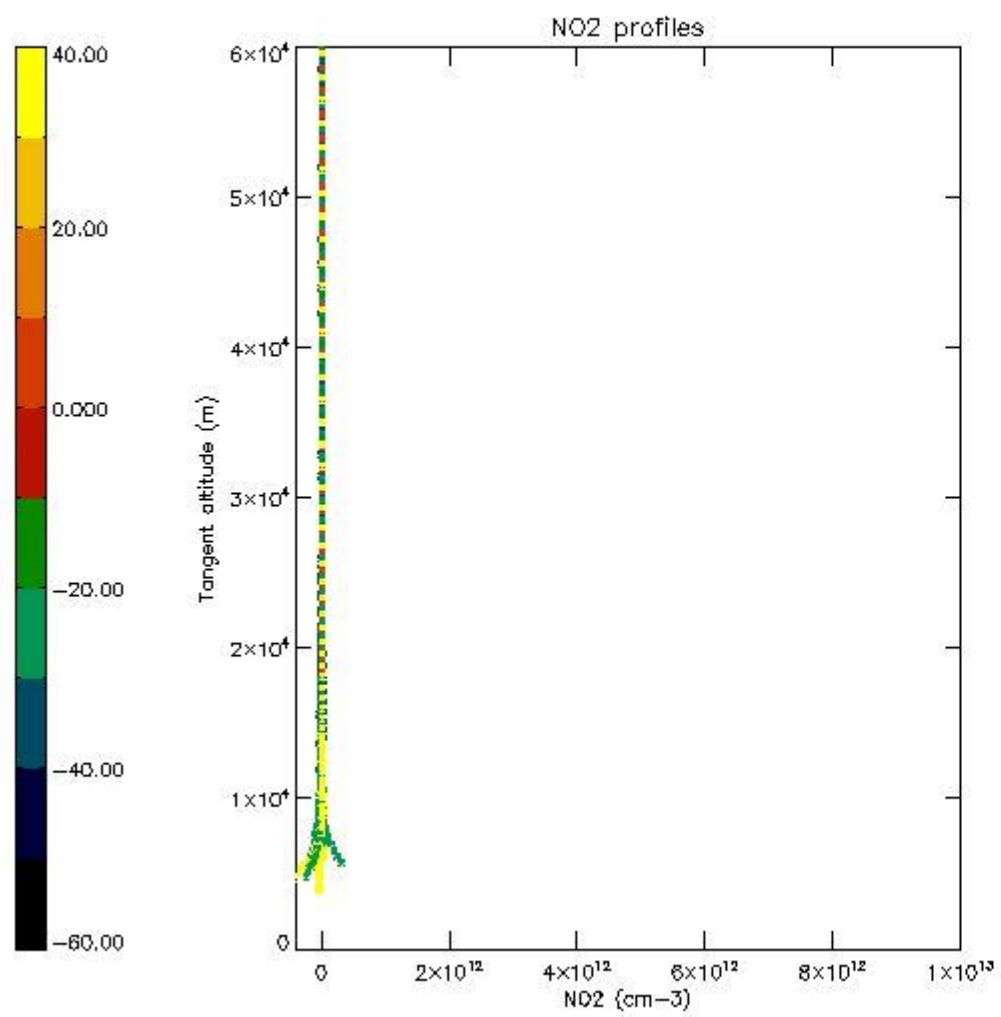
5.5 Plot ozone profiles where STD < 5% (dark without errors)

The colorbar represents the latitude.



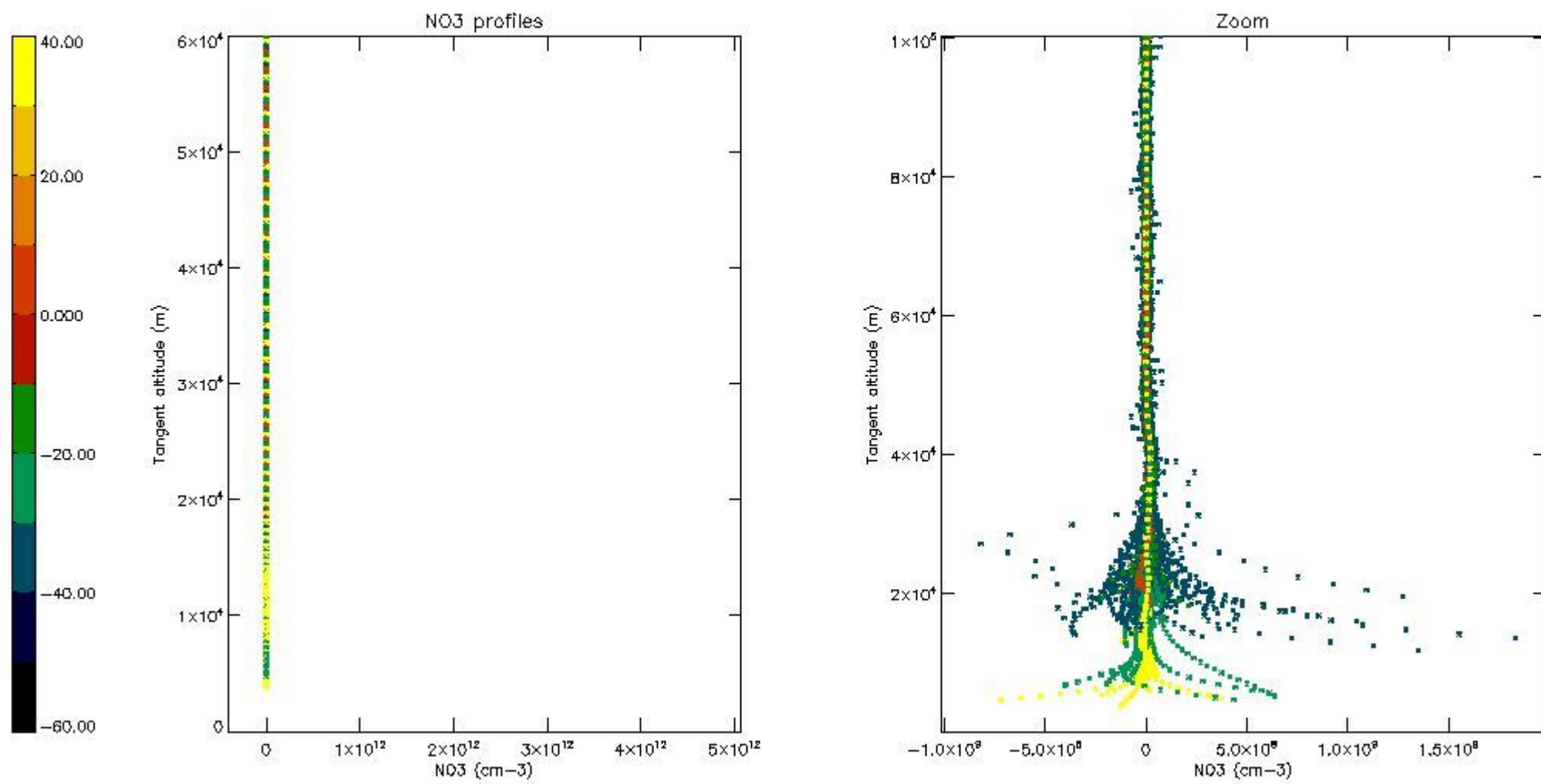
5.6 Plot NO₂ profiles for all STD (dark without errors)

The colorbar represents the latitude.



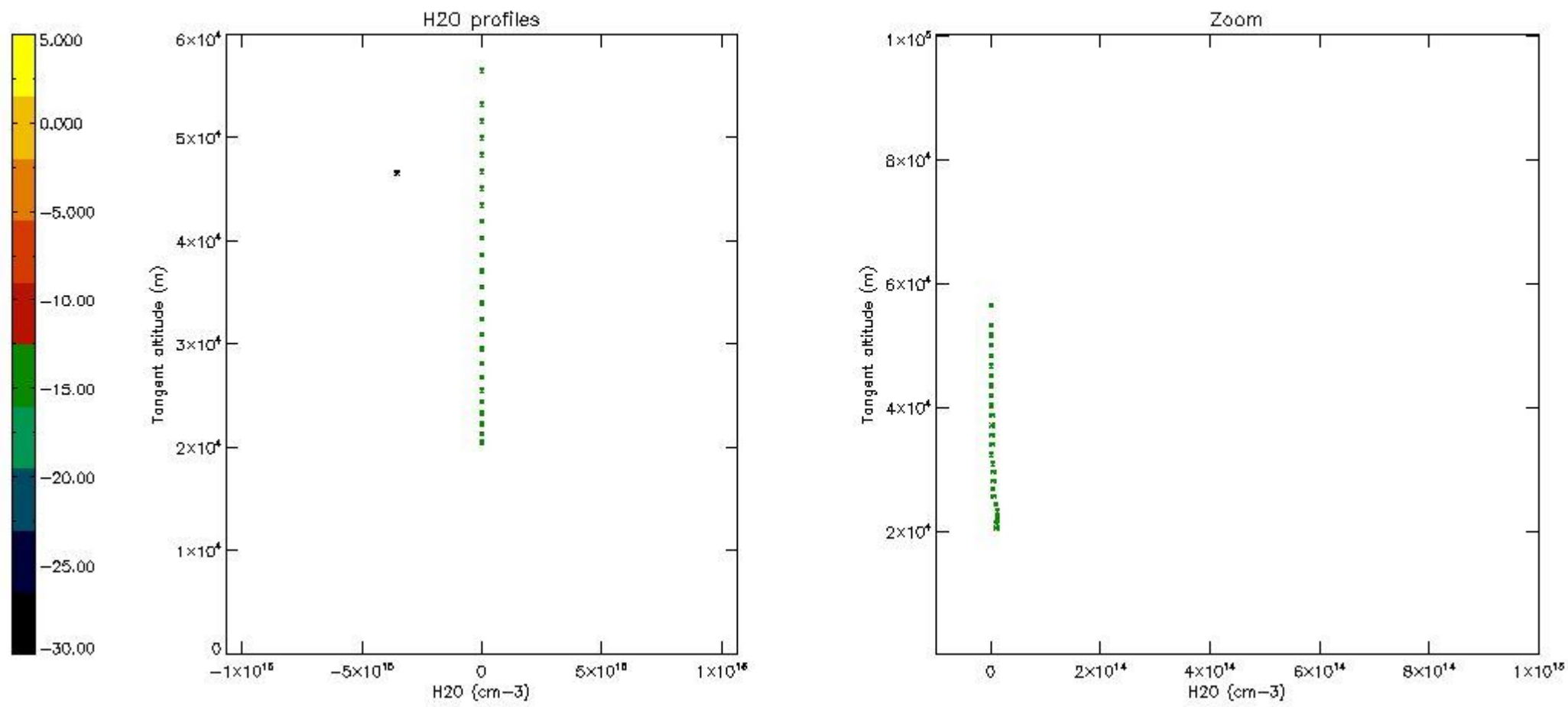
5.7 Plot NO3 profiles for all STD (dark without errors)

The colorbar represents the latitude.



5.8 Plot H2O profiles for all STD (only for occultations of stars 1,2,3,4,13,14,16,26,63 dark without errors)

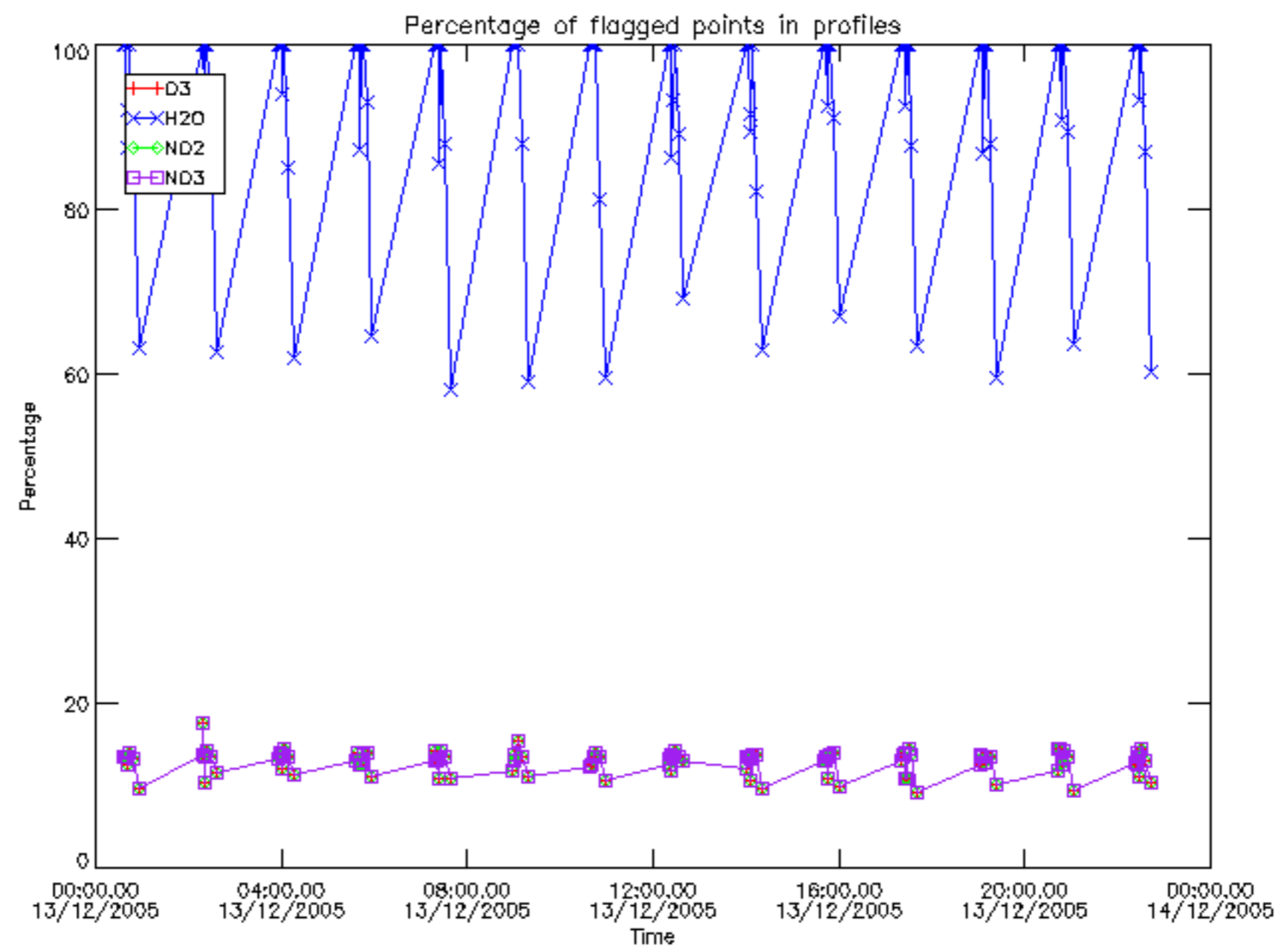
The colorbar represents the latitude.



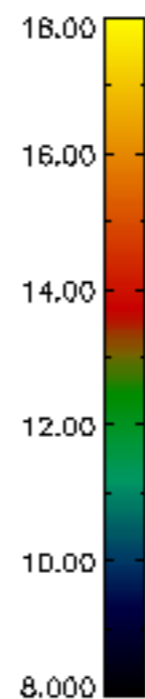
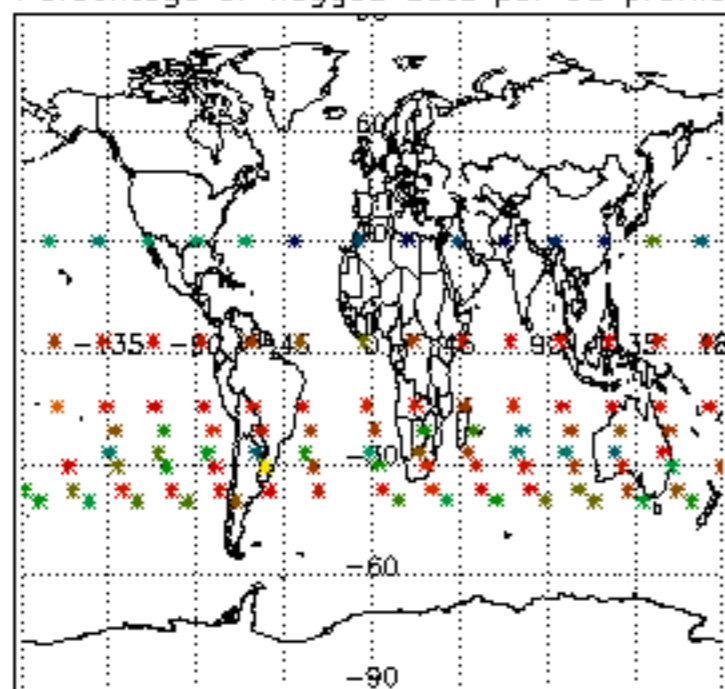
6. Auxiliary Data Files used for the production reported in section 2

The number reported in the third column indicates since which file (see list in section 2) the corresponding auxiliary file has been used. The fourth column is the date of those product files.

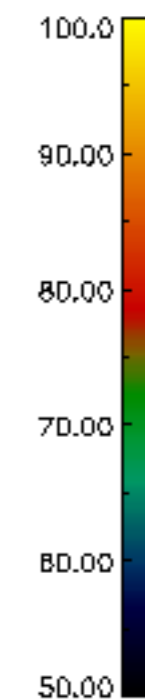
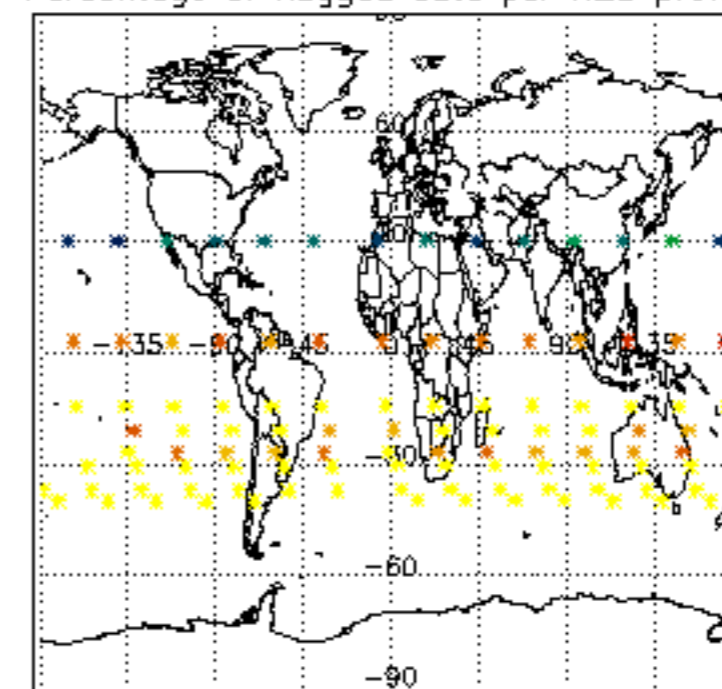
| Type | Auxiliary Filename | Used since product | Used since product date |
|---------------------------|---|--------------------|-------------------------|
| INST_PHYS_CHARACTERISTICS | GOM_INS_AXVIEC20091111_143220_20030716_120000_20500101_000000 | 1 | 13-DEC-2005 00:01:43 |
| LEVEL-2_PROC_CONFIG | GOM_PR2_AXVIEC20091111_152718_20020301_000000_20500101_000000 | 1 | 13-DEC-2005 00:01:43 |
| CROSS_SECTIONS_FILE | GOM_CRS_AXVIEC20091111_154832_20020301_000000_20500101_000000 | 1 | 13-DEC-2005 00:01:43 |



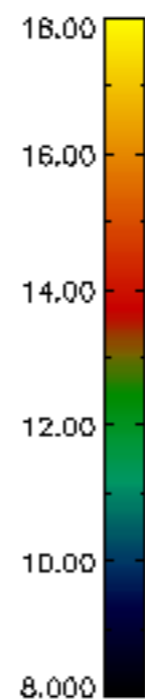
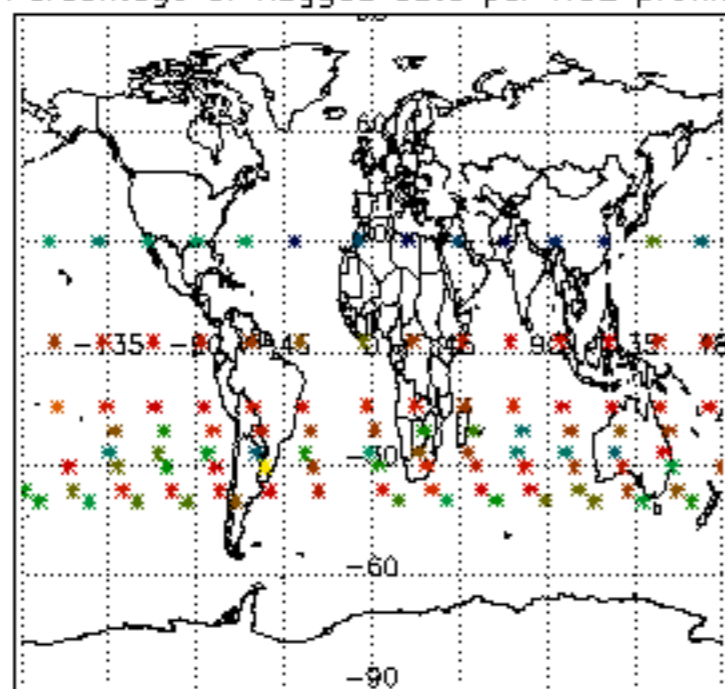
Percentage of flagged data per D3 profile



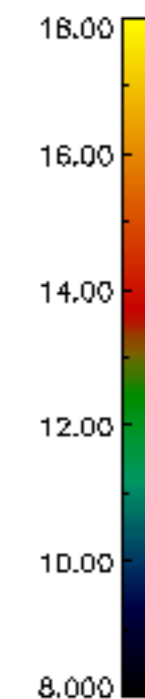
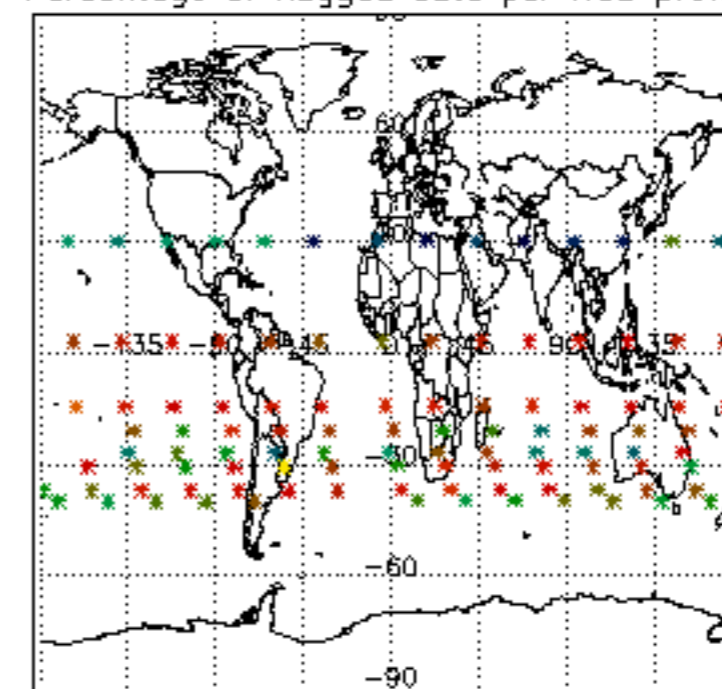
Percentage of flagged data per H2O profile

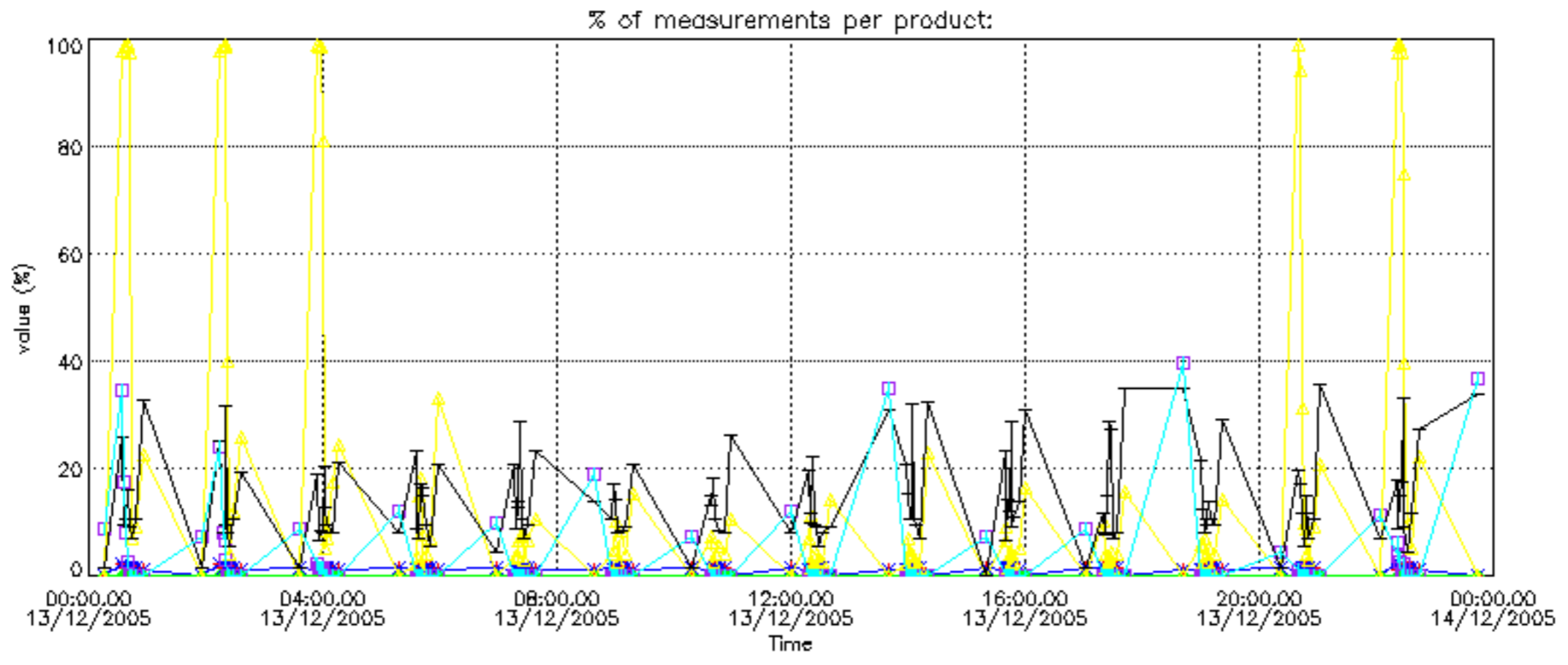


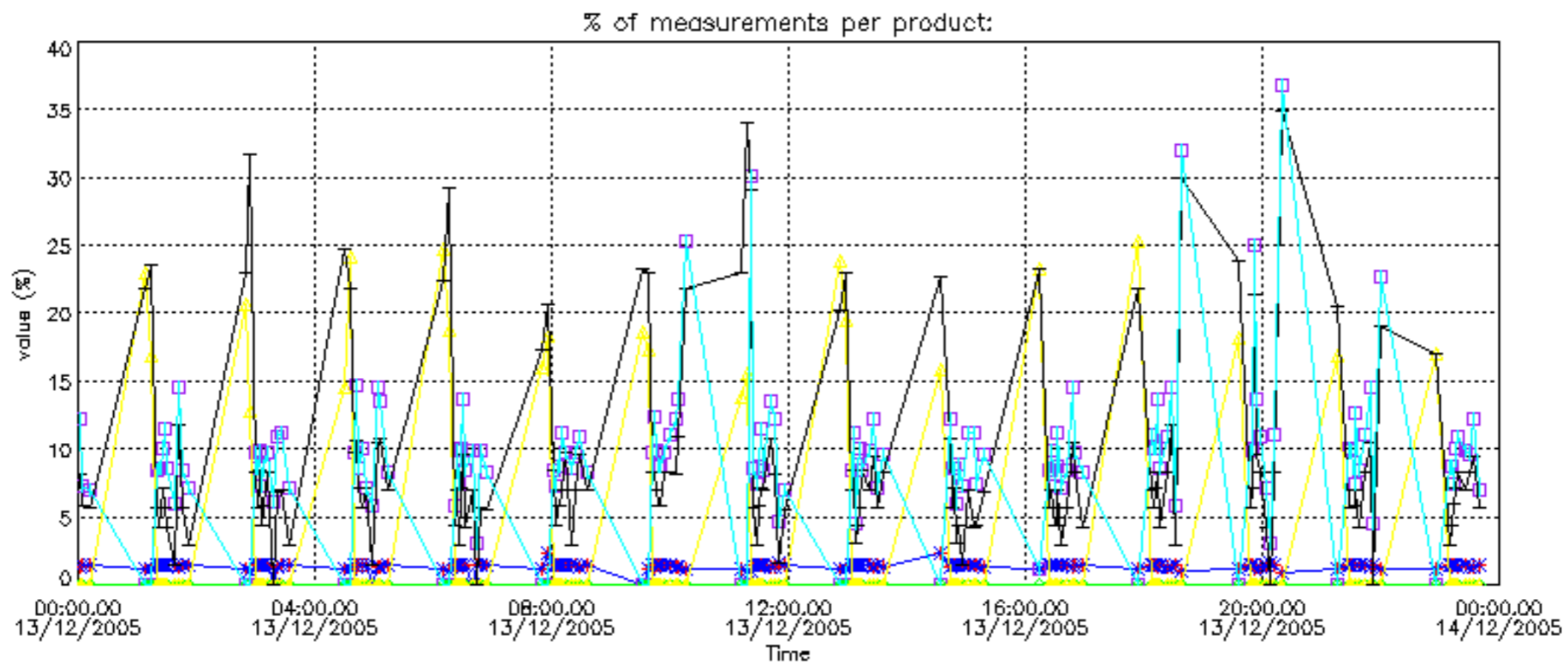
Percentage of flagged data per NO2 profile



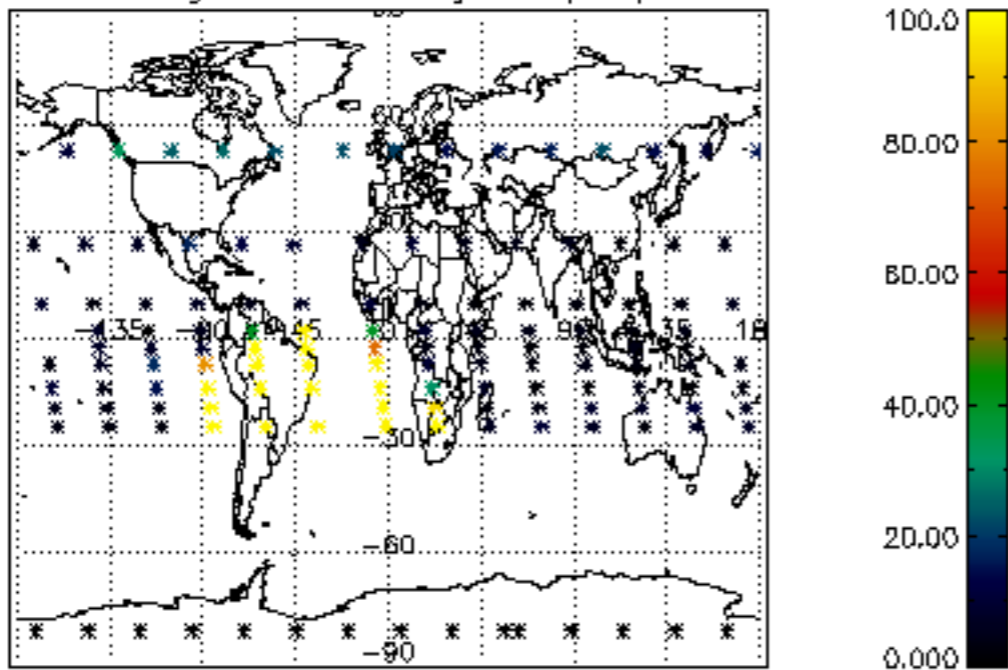
Percentage of flagged data per NO3 profile



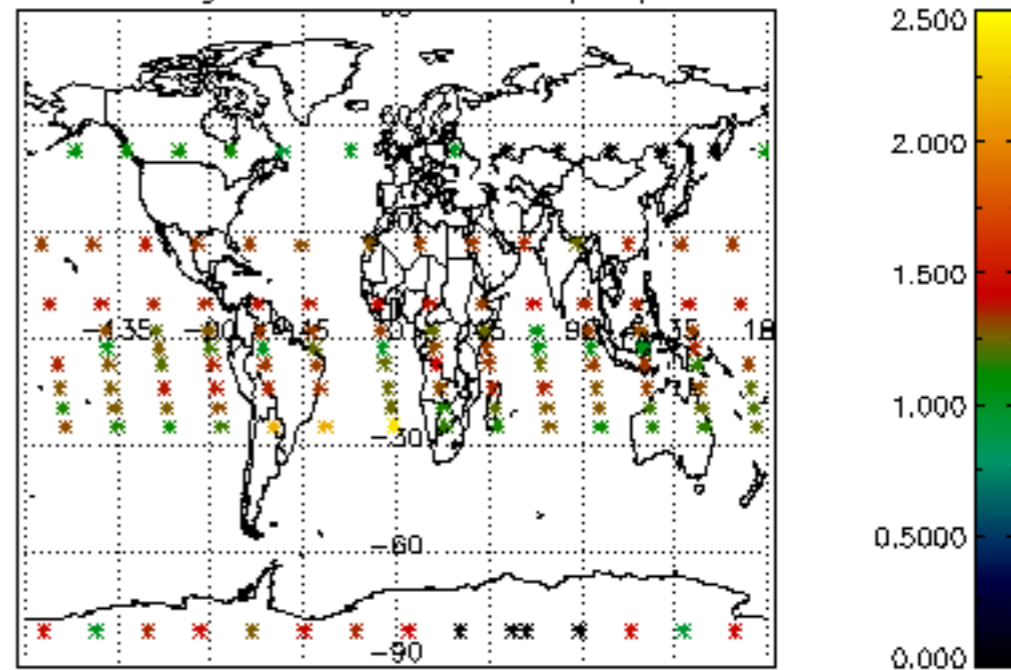




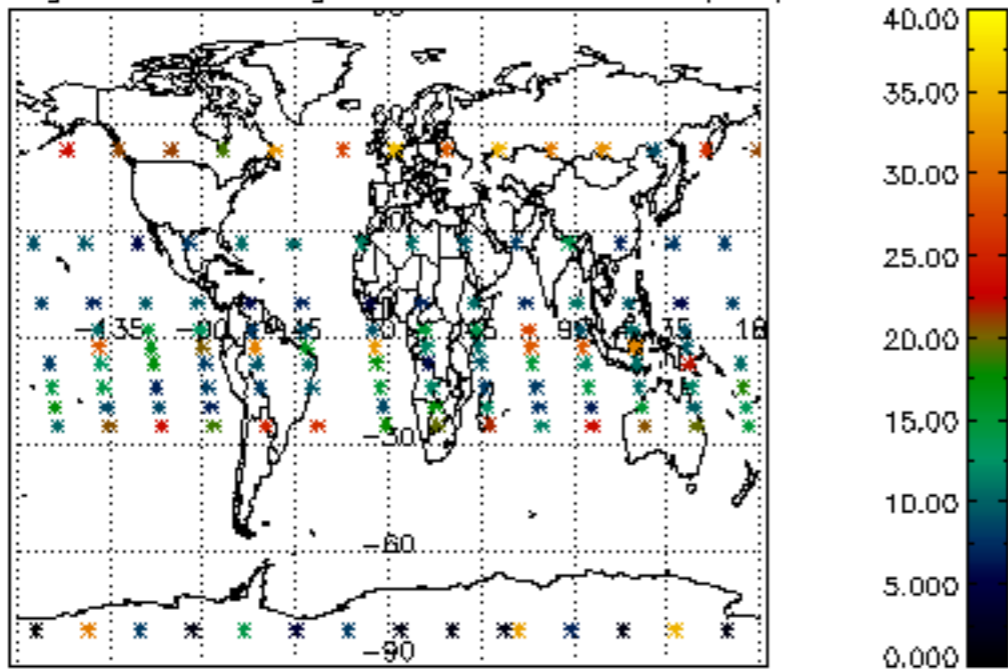
Percentage of cosmic ray hits per profile



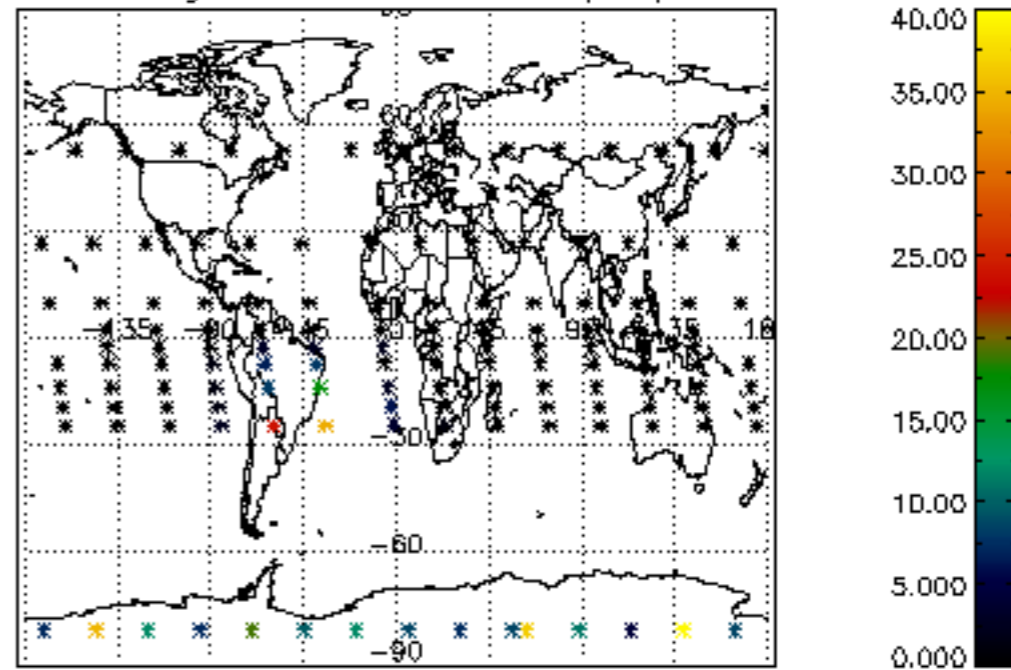
Percentage of datation errors per profile



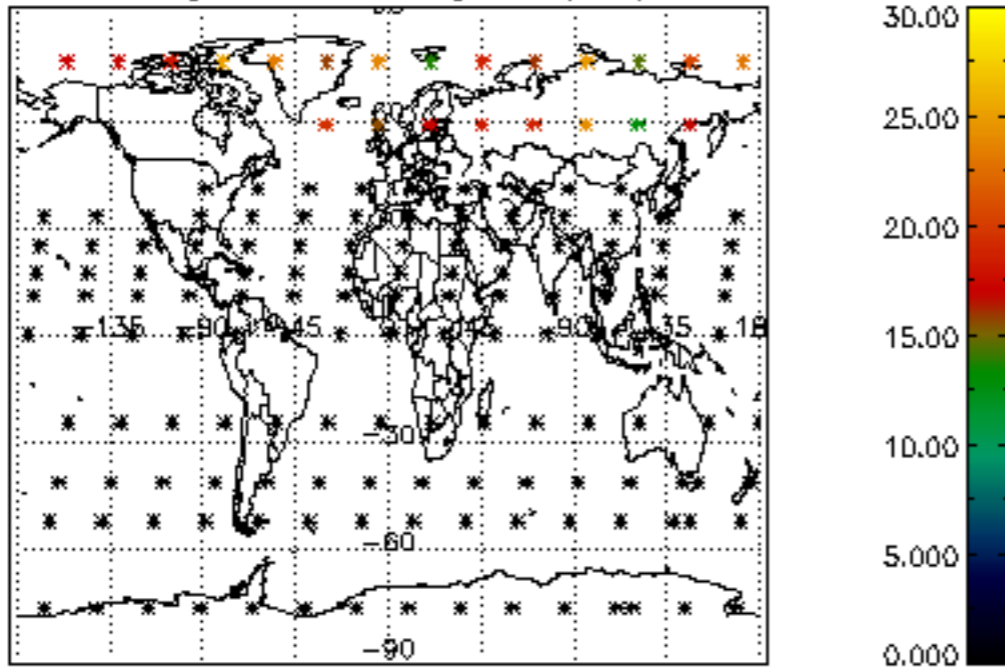
Percentage of star falling outside central band per profile



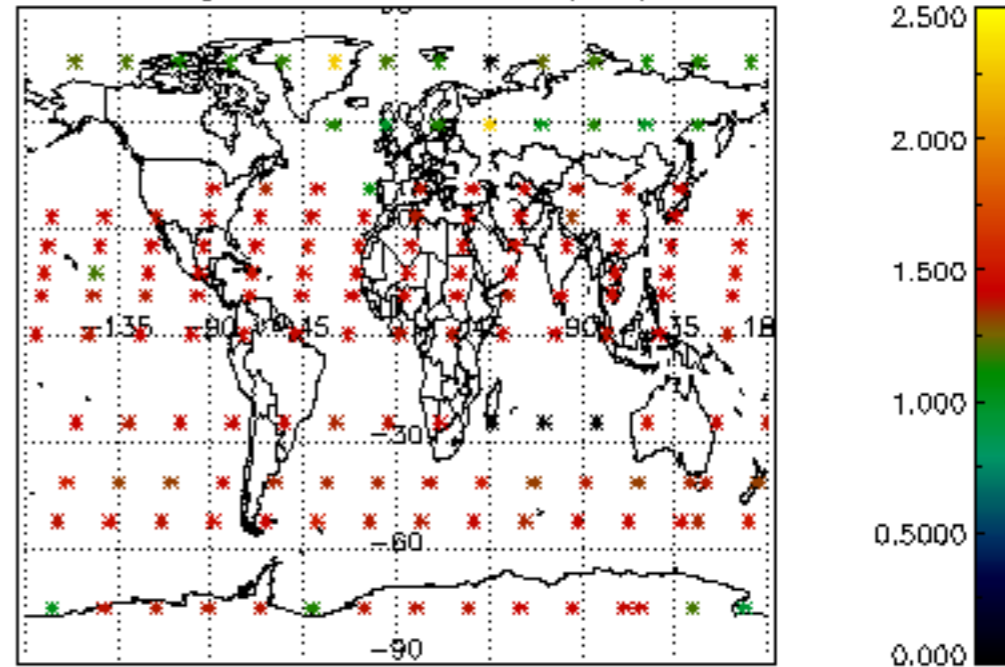
Percentage of saturation errors per profile



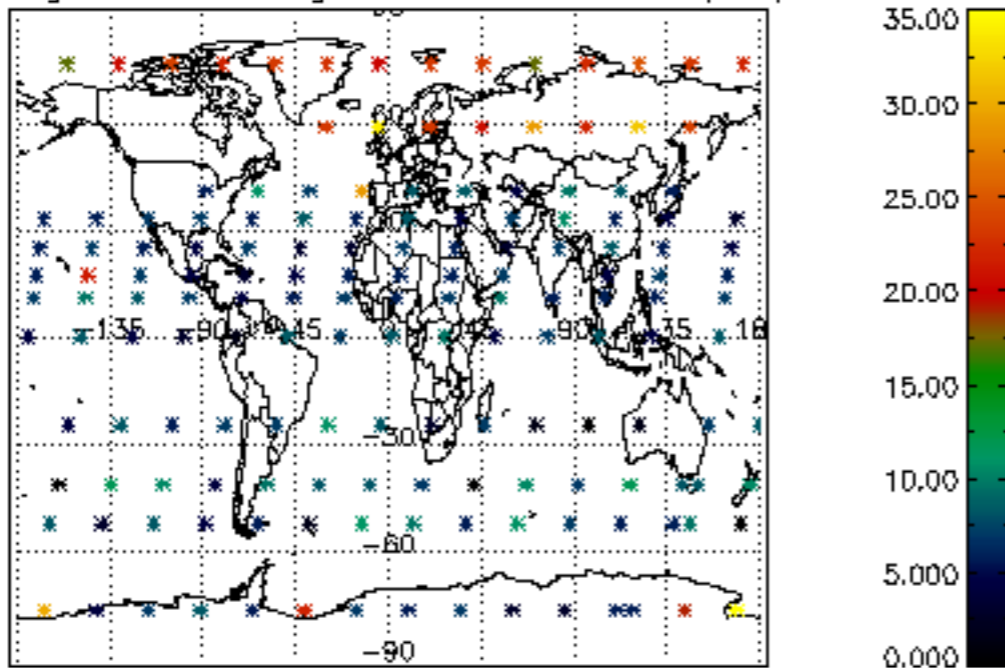
Percentage of cosmic ray hits per profile



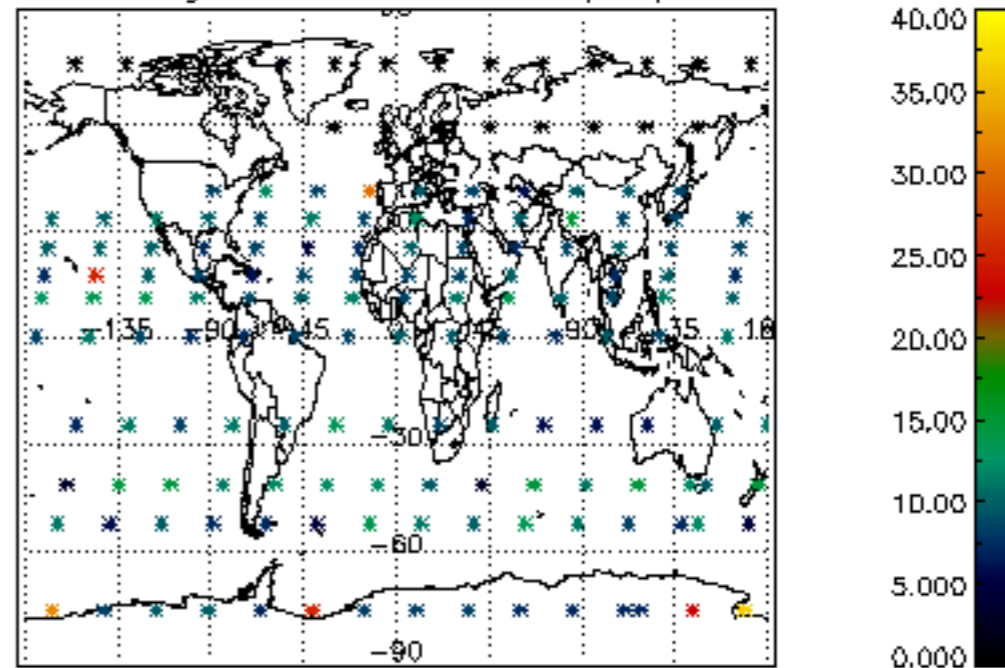
Percentage of datation errors per profile

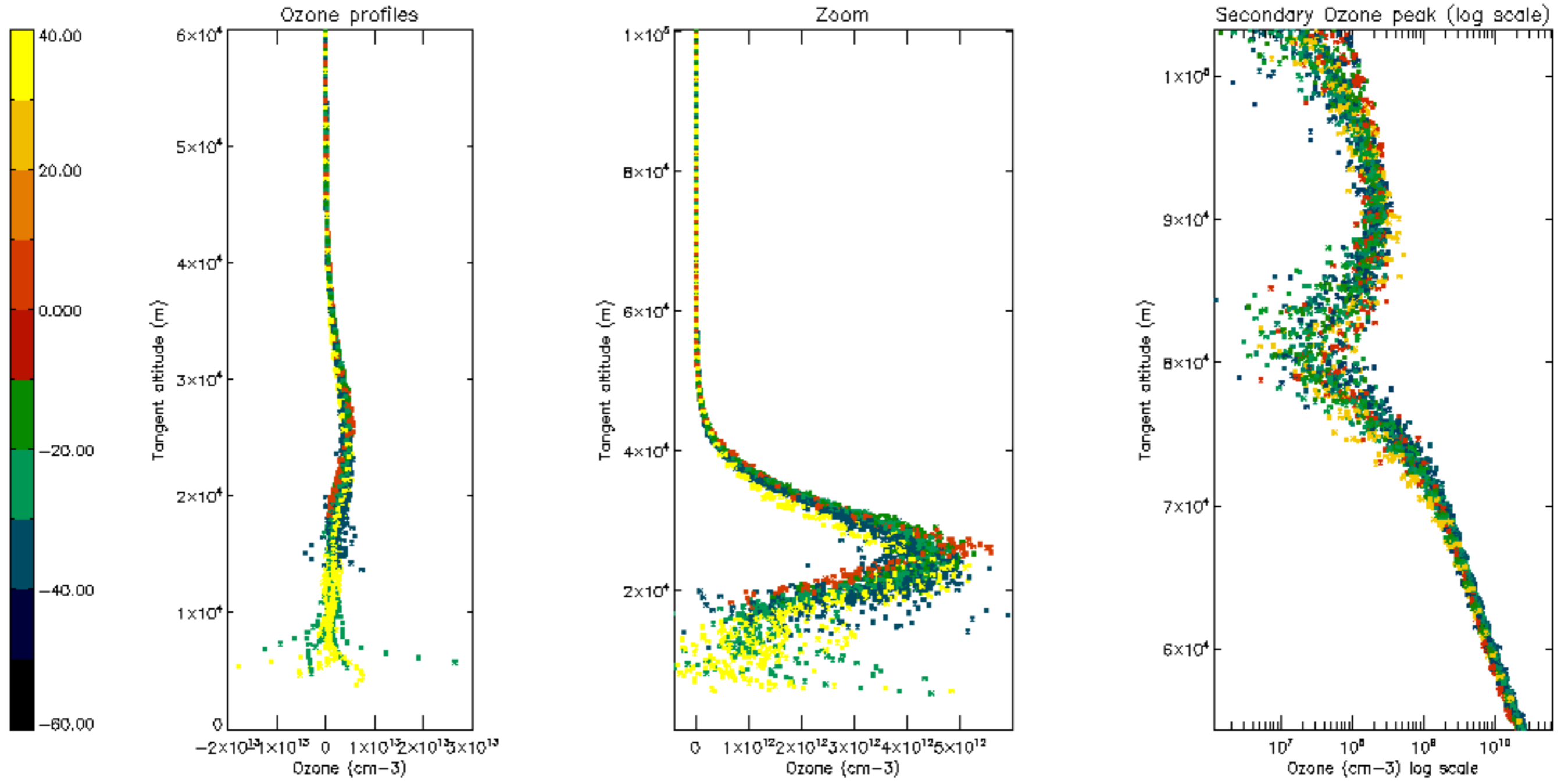


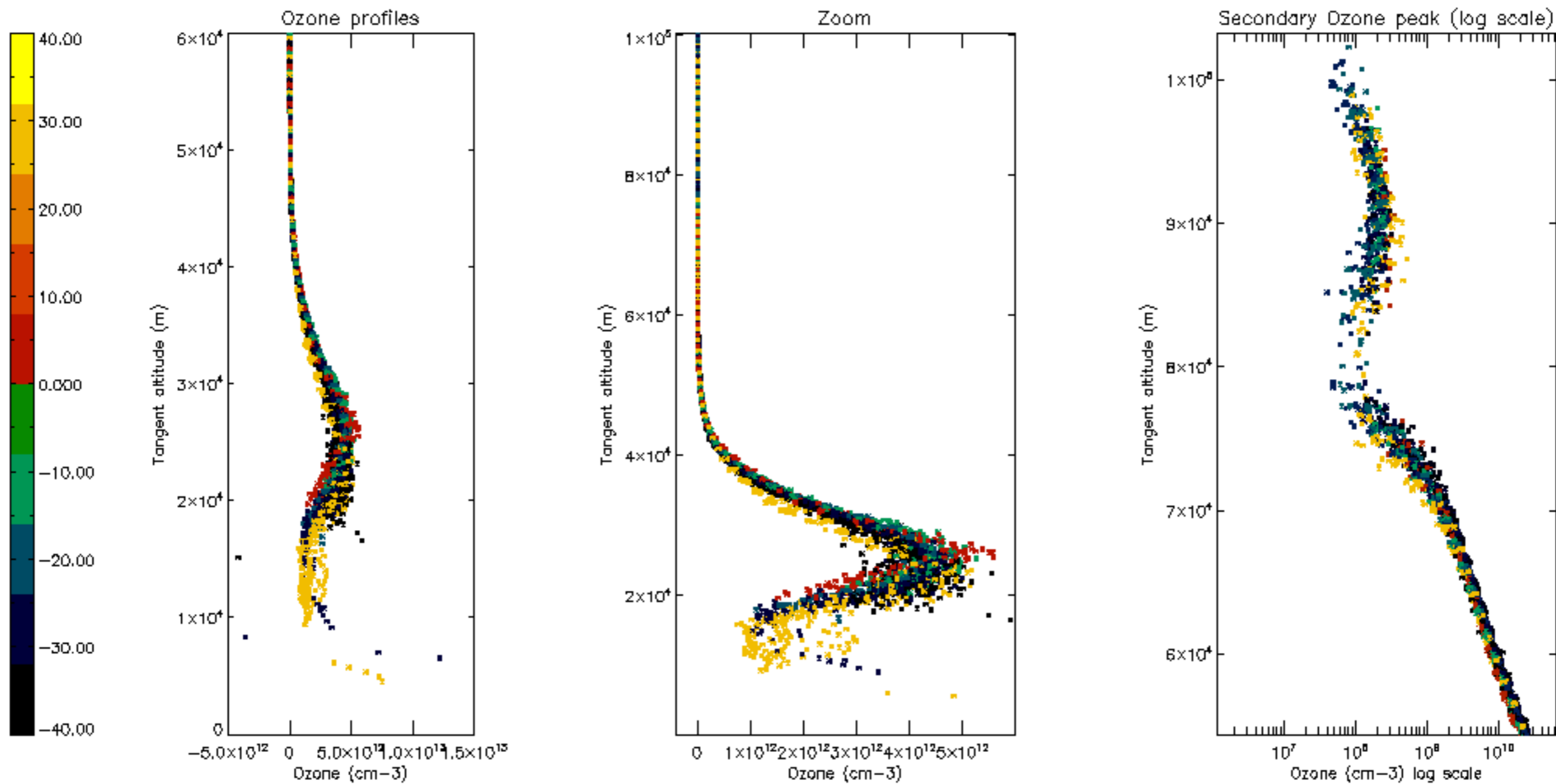
Percentage of star falling outside central band per profile

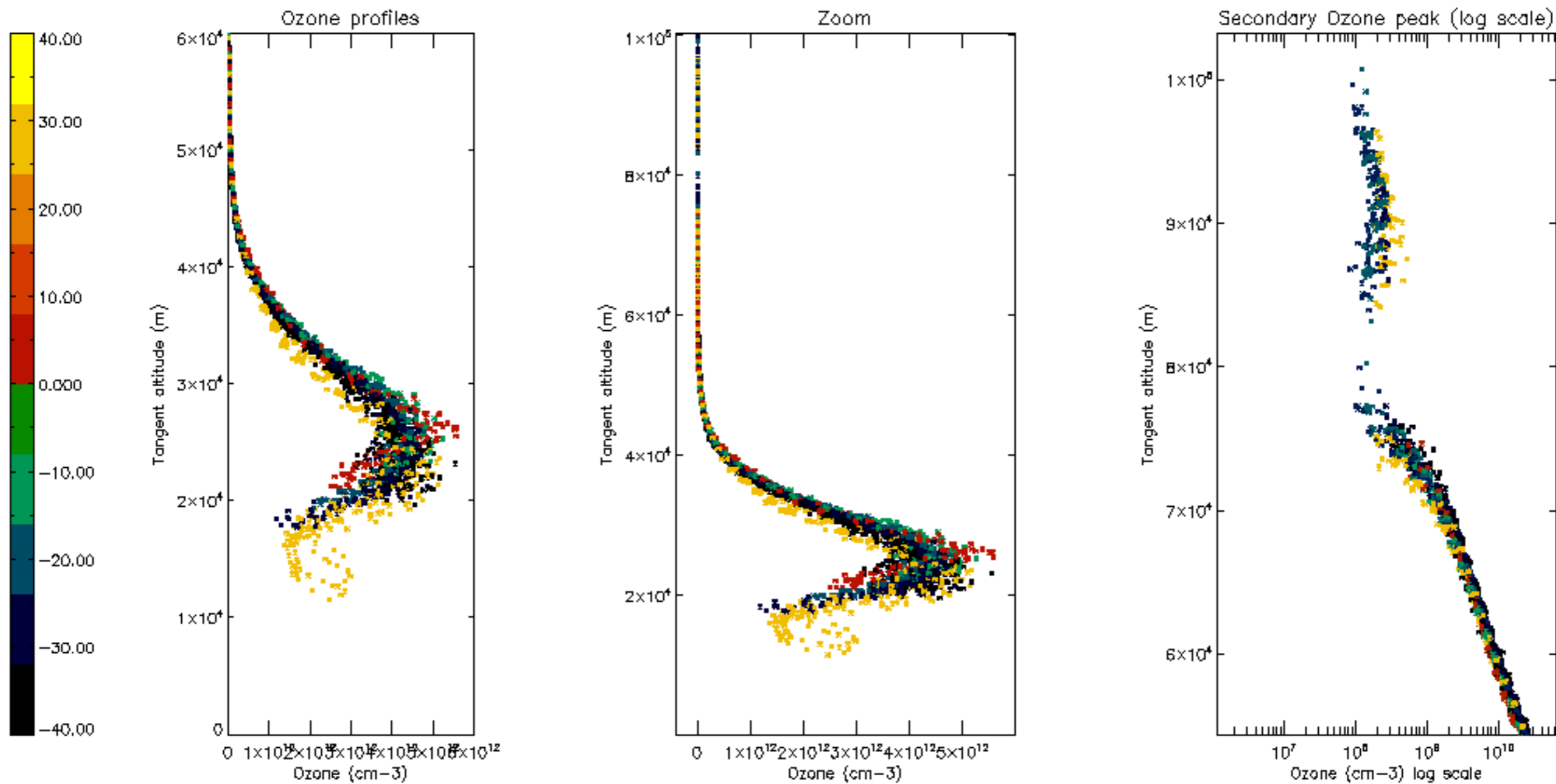


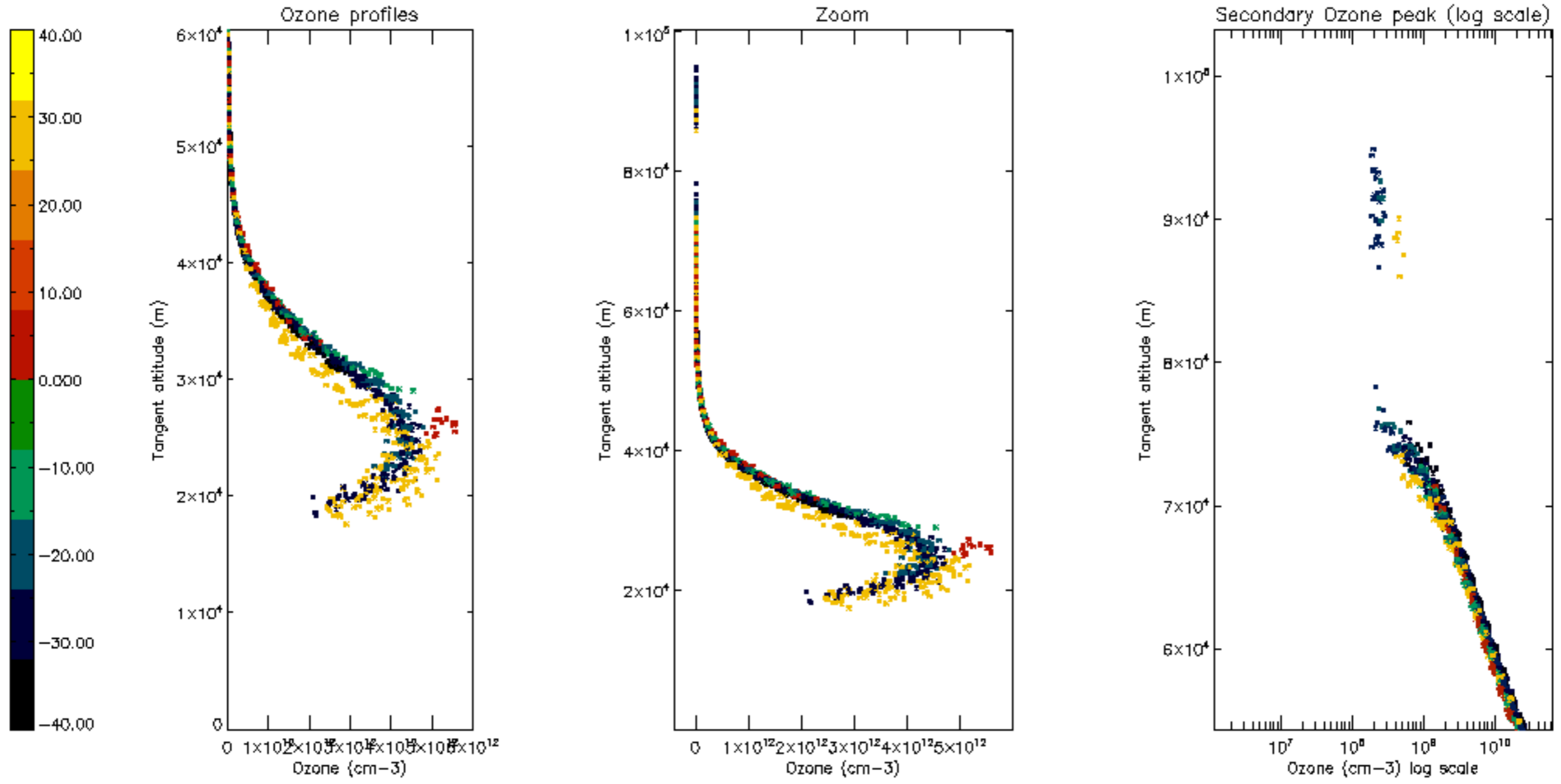
Percentage of saturation errors per profile

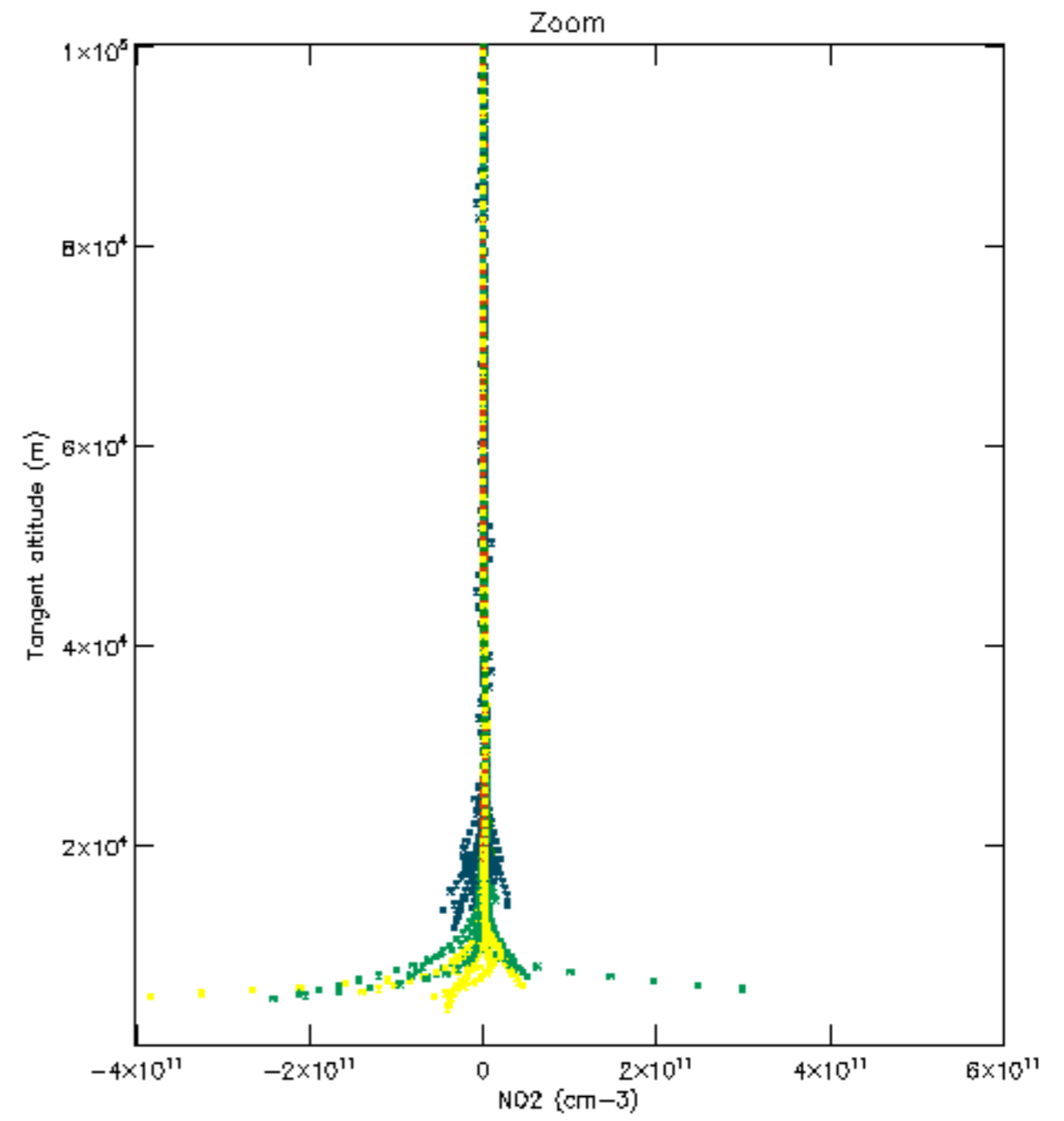
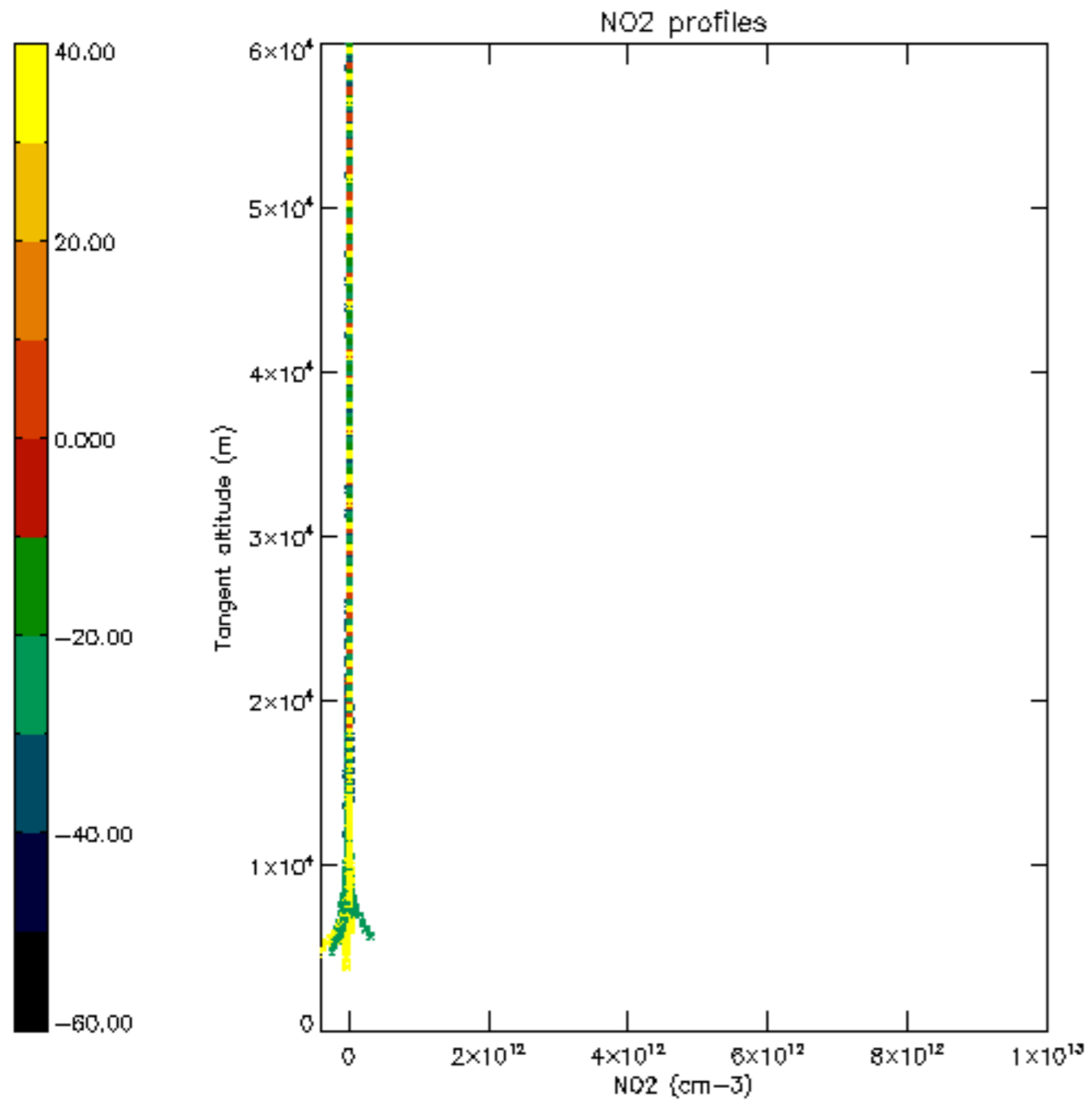


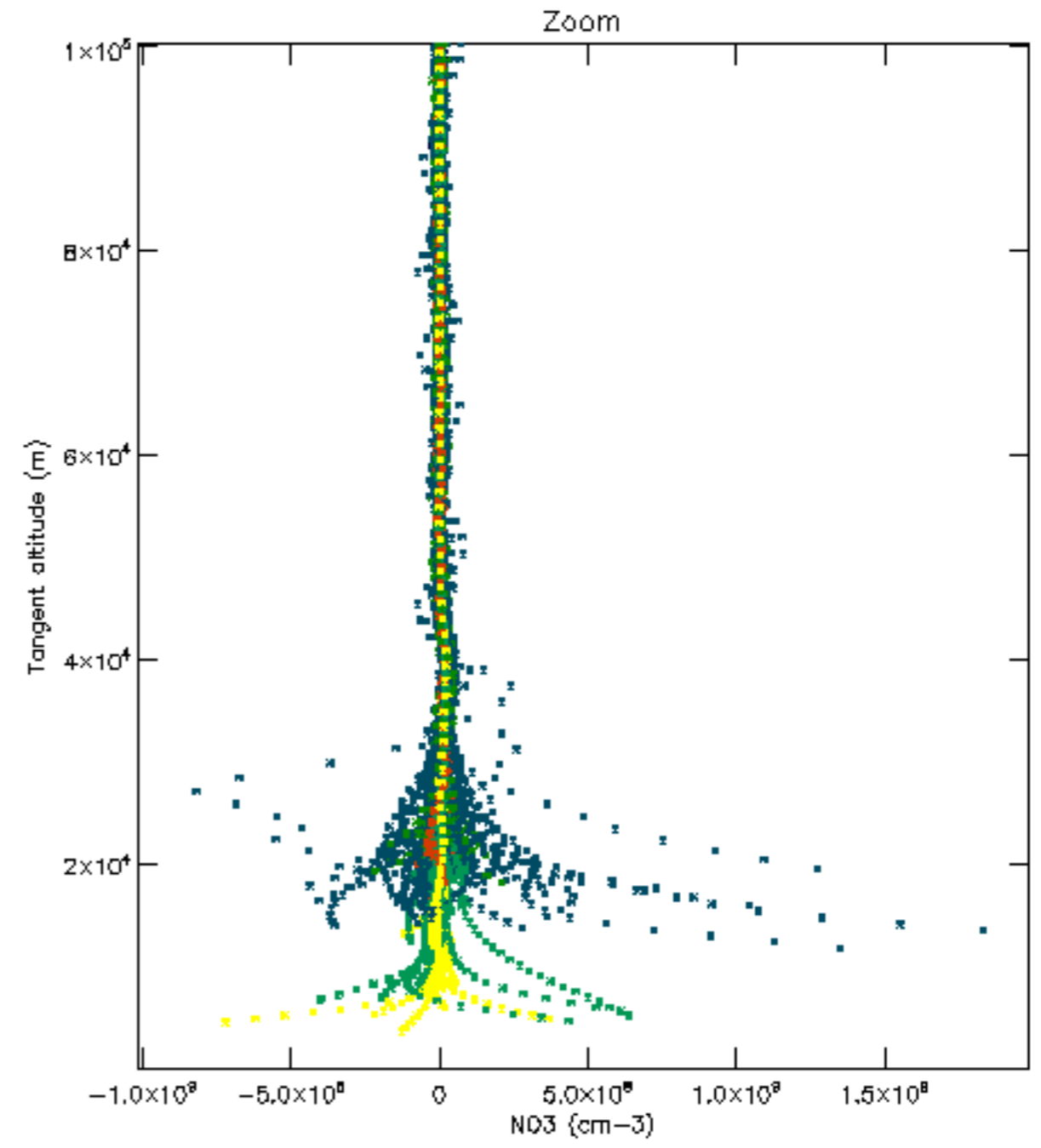
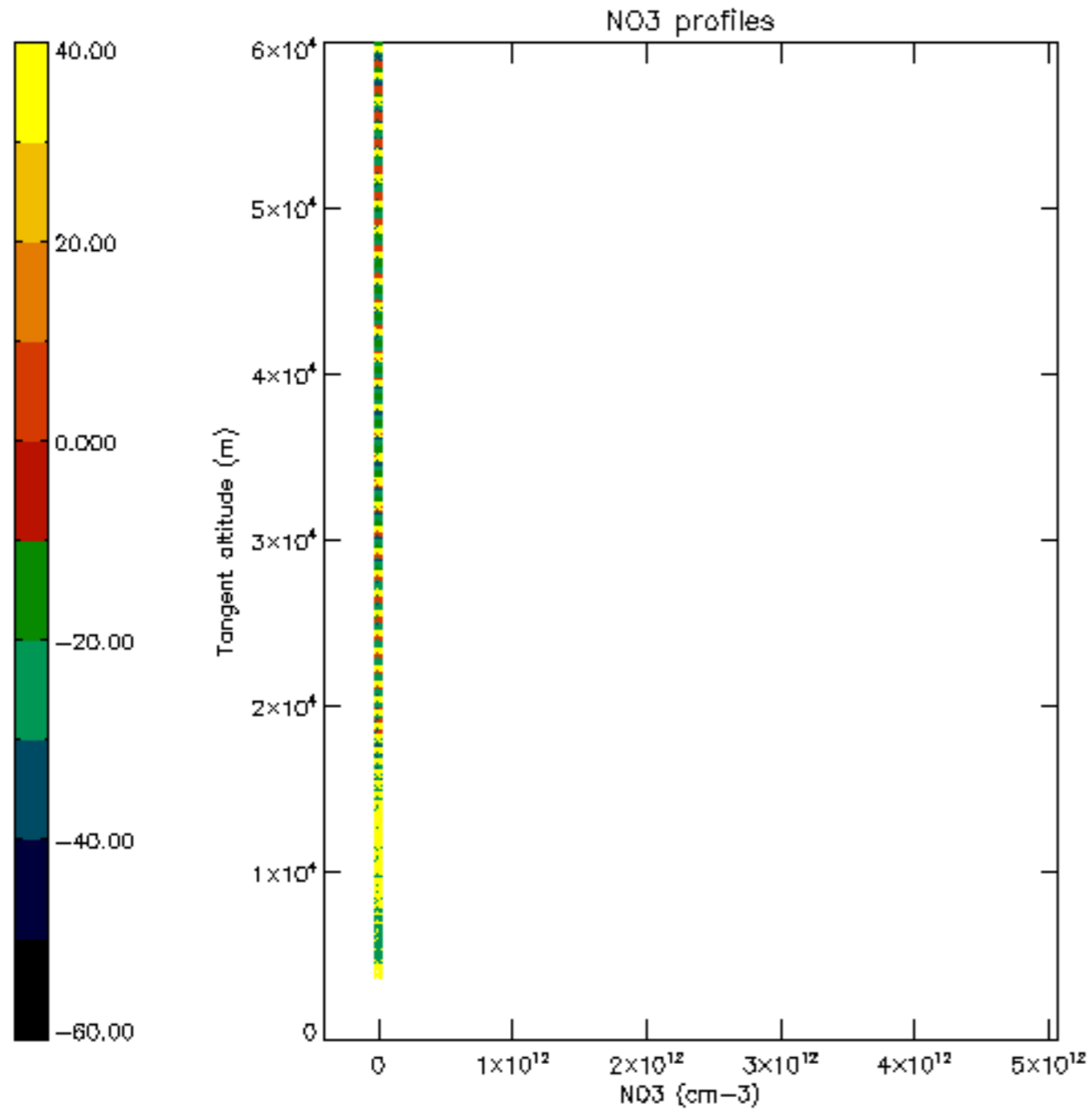


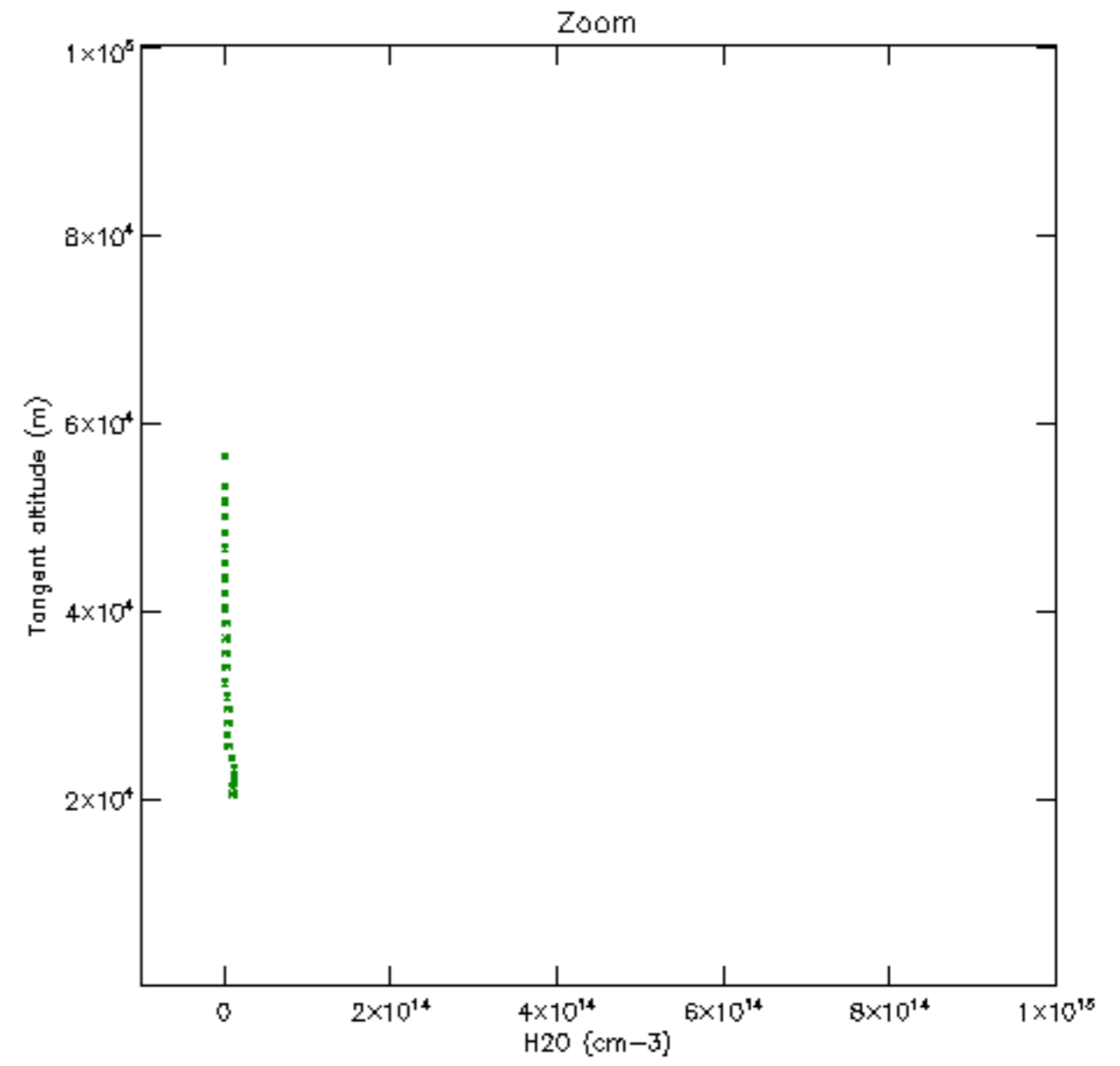
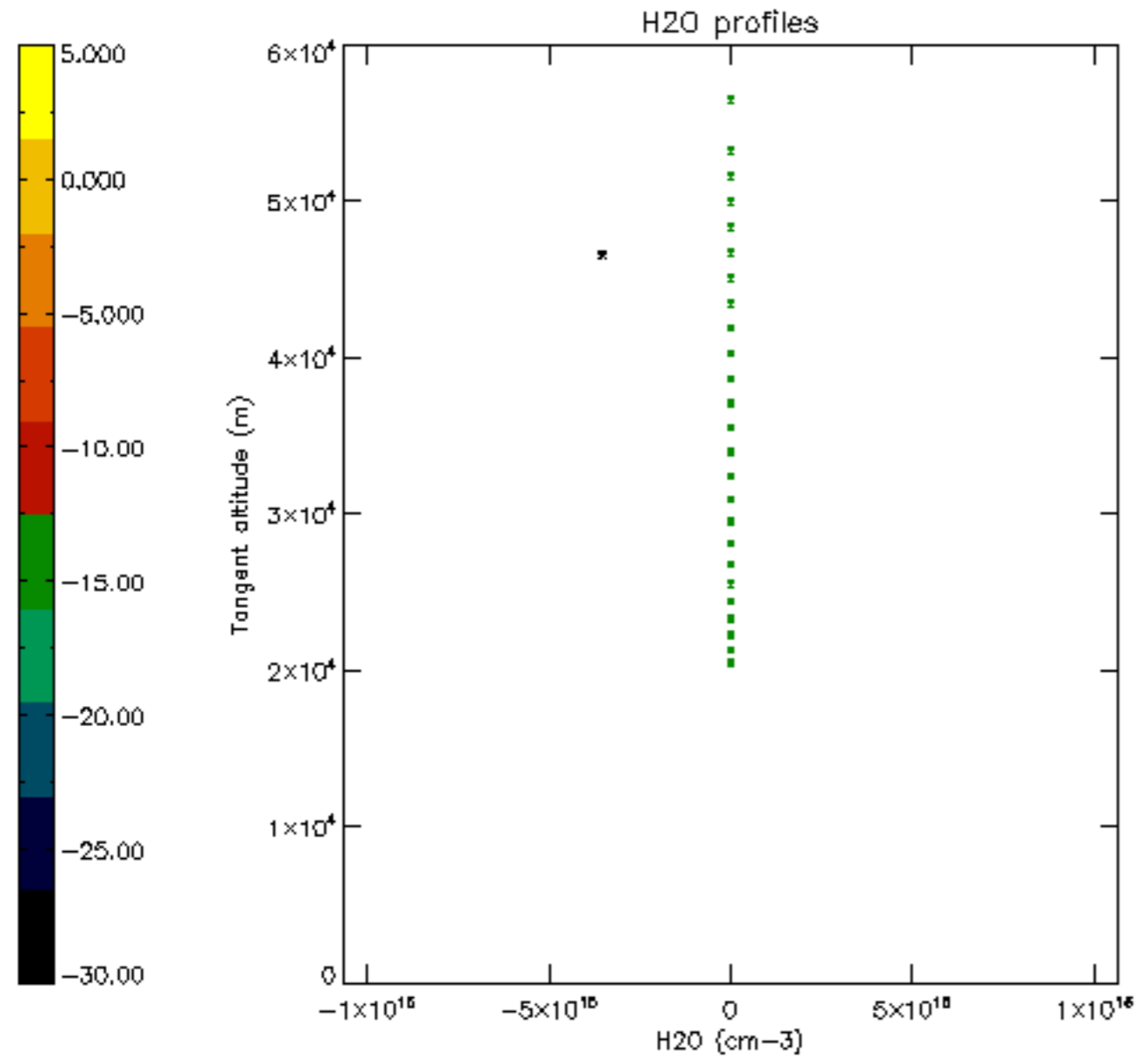


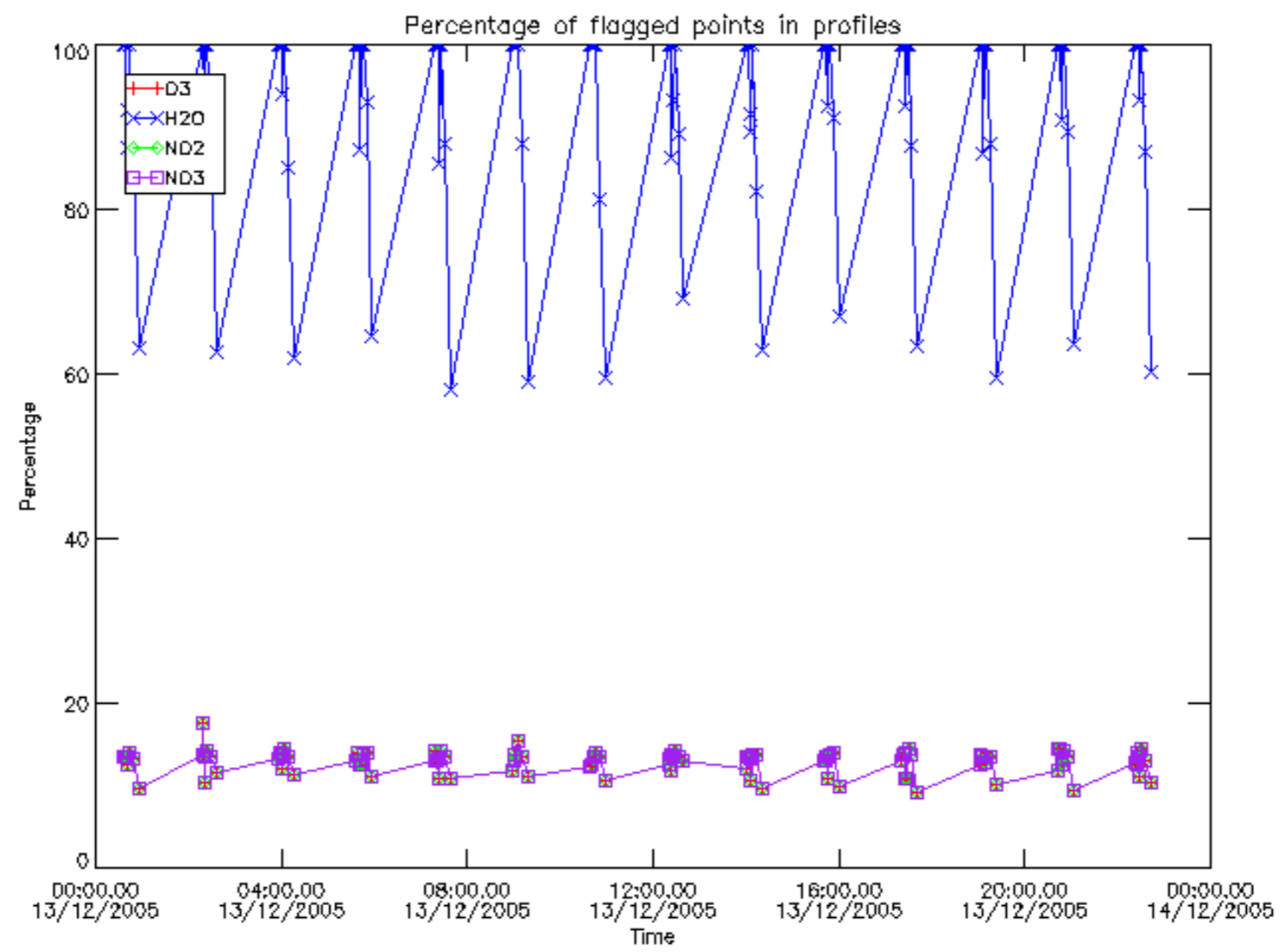




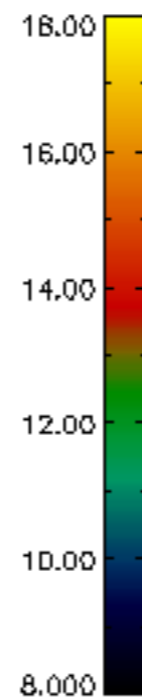
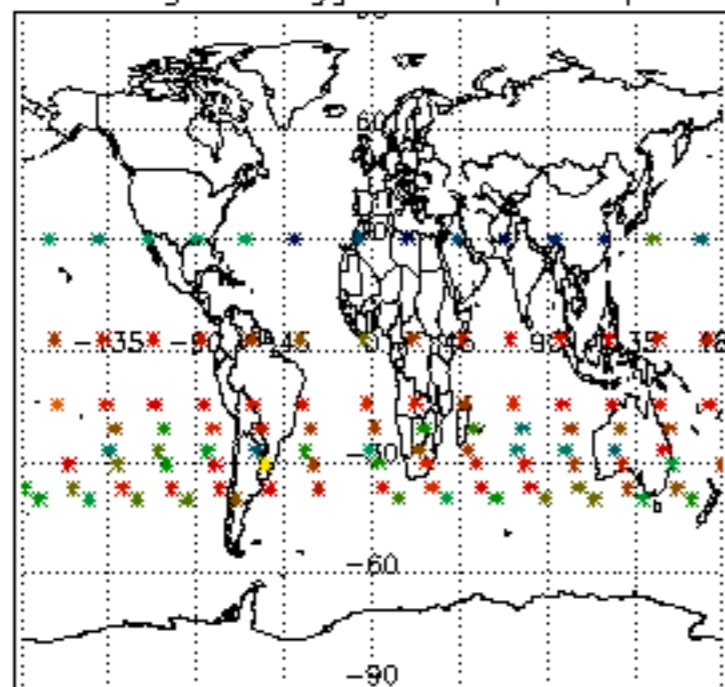




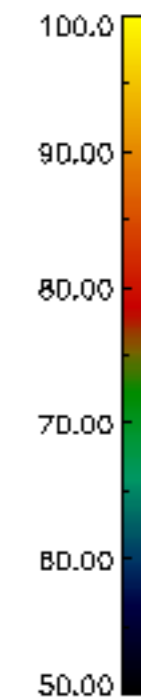
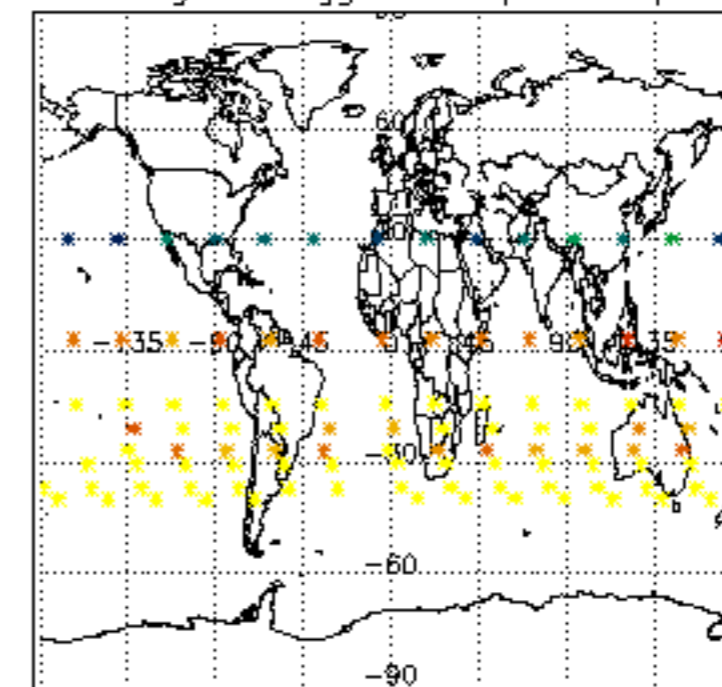




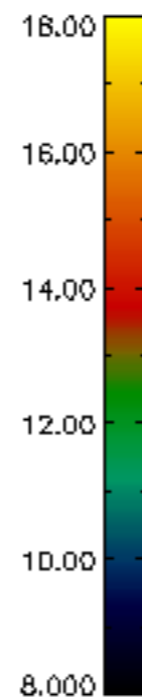
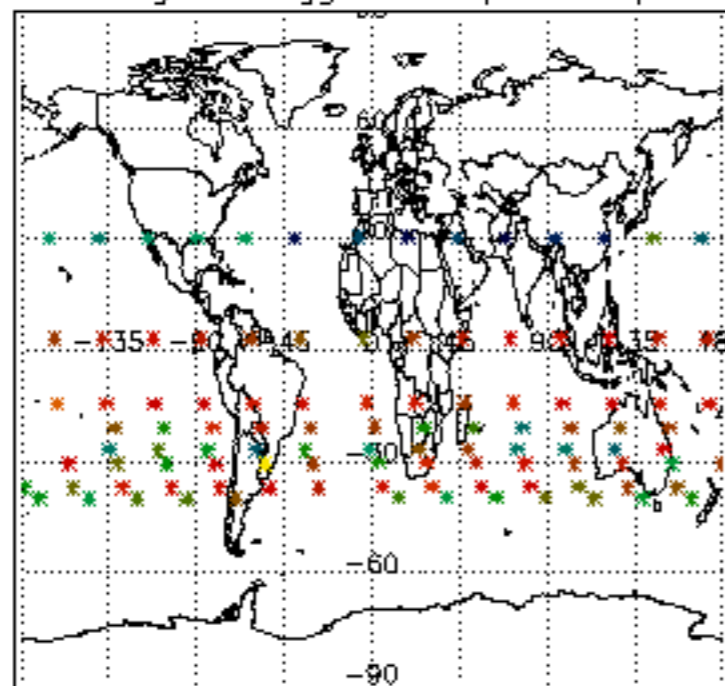
Percentage of flagged data per D3 profile



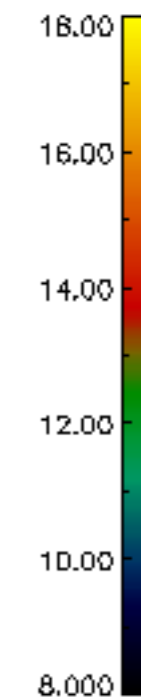
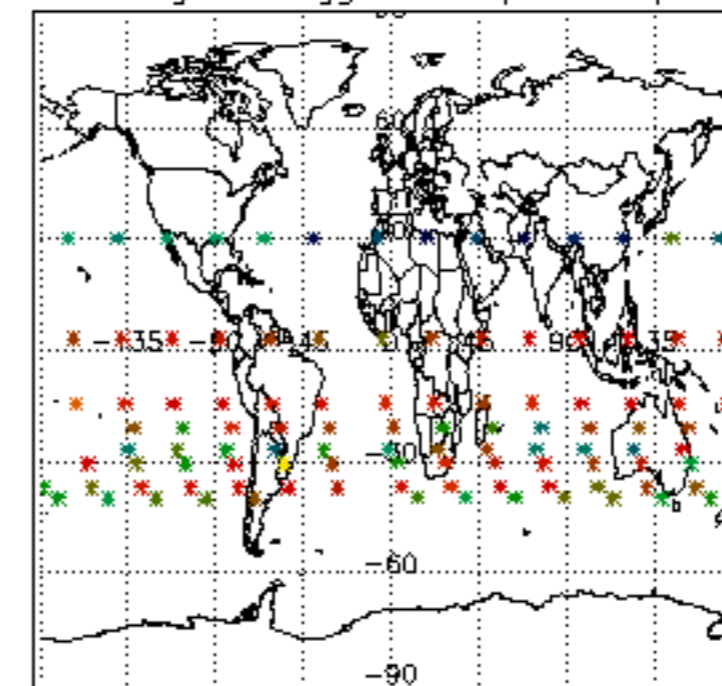
Percentage of flagged data per H2O profile

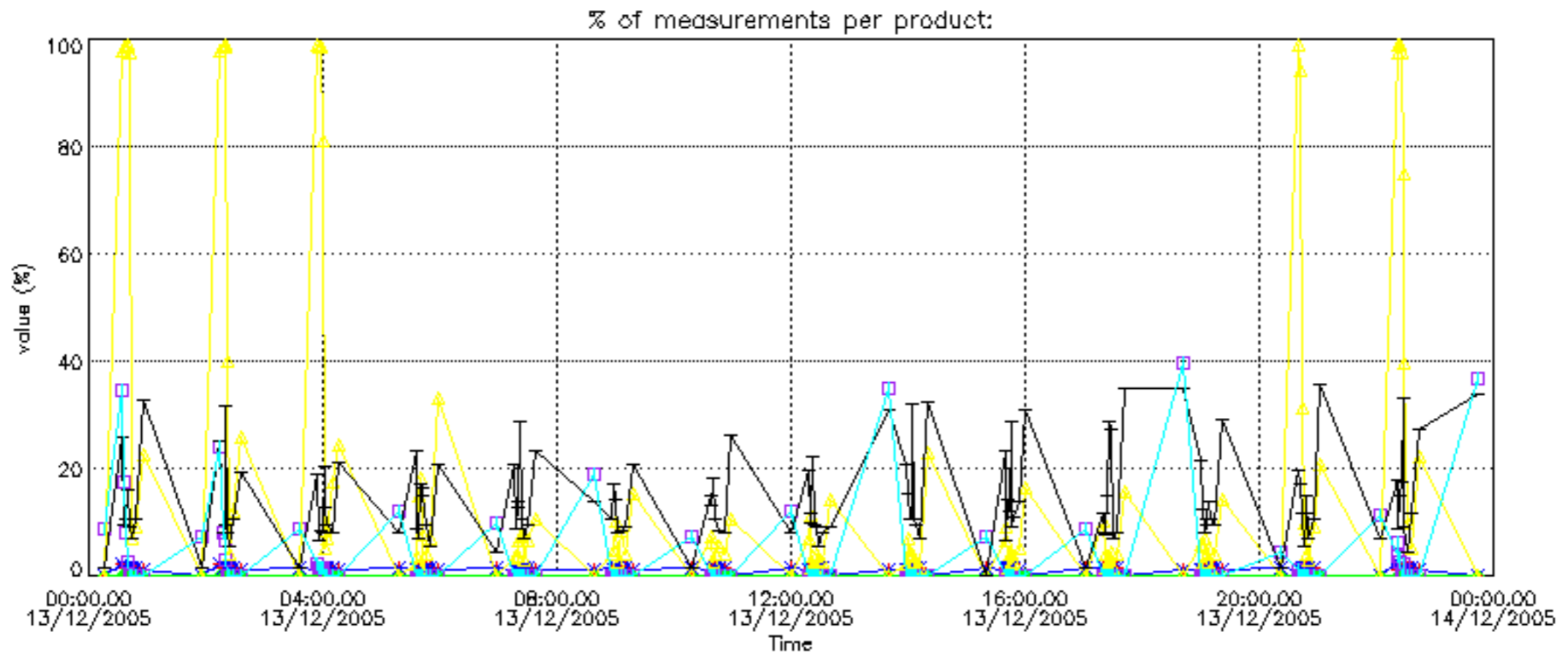


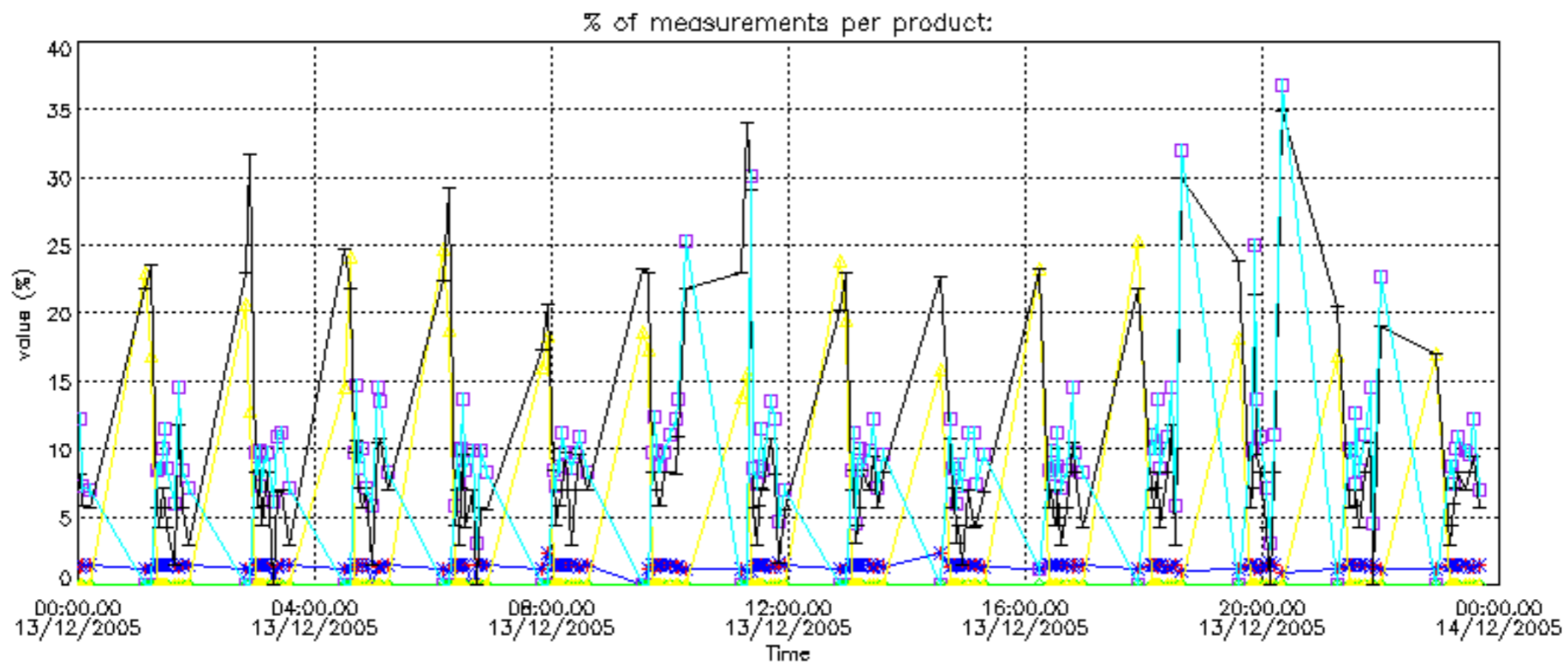
Percentage of flagged data per NO2 profile



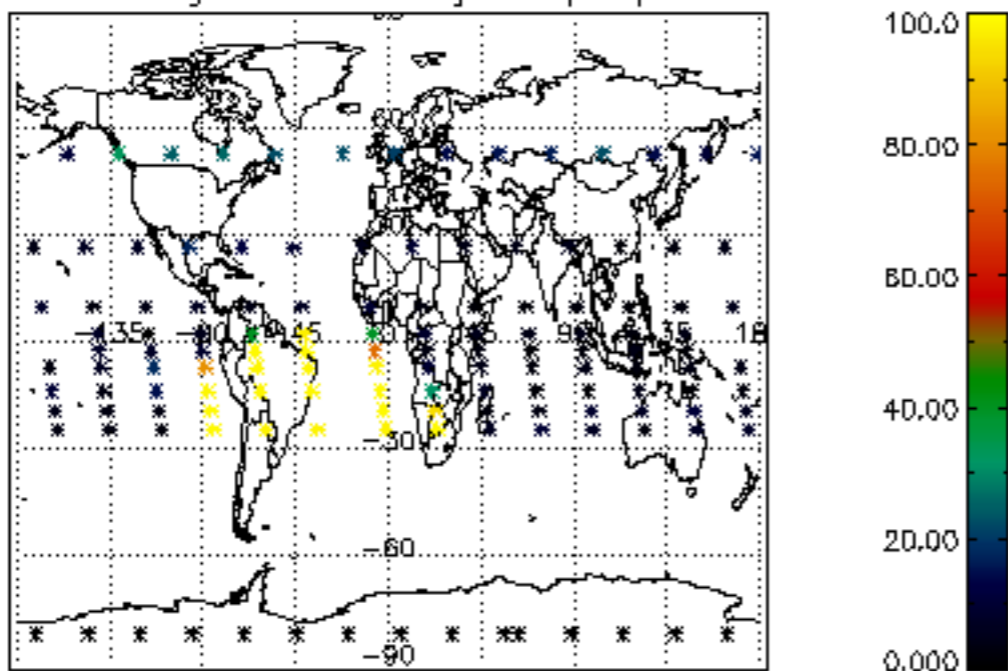
Percentage of flagged data per NO3 profile



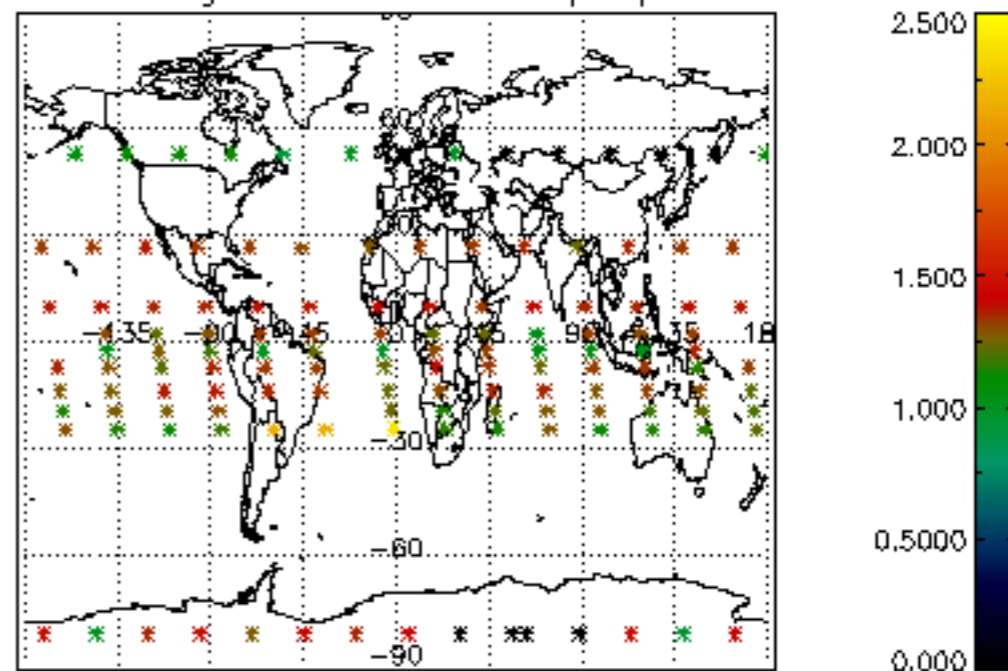




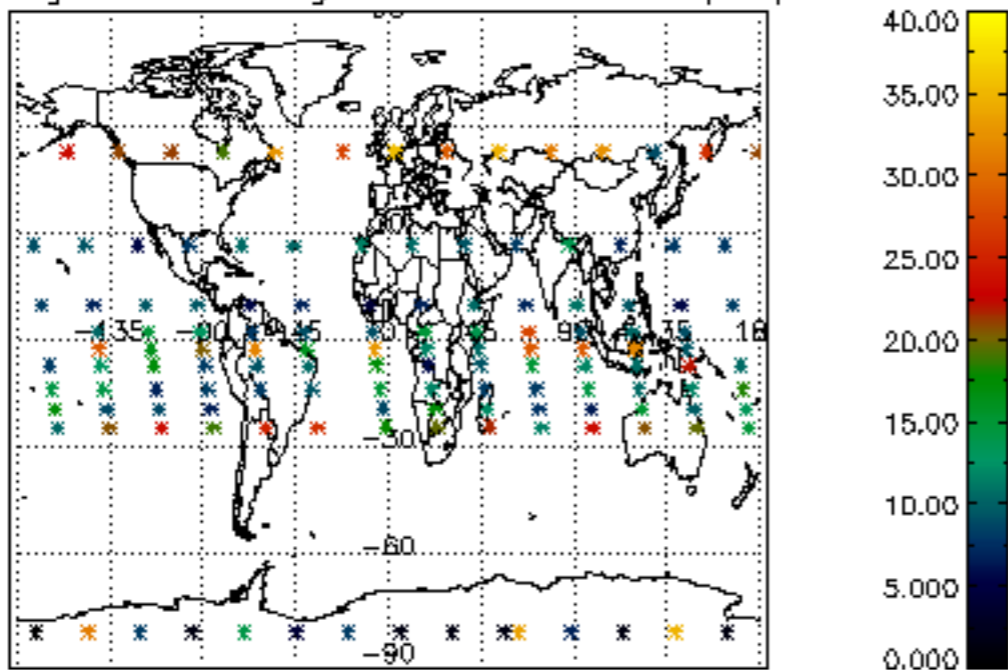
Percentage of cosmic ray hits per profile



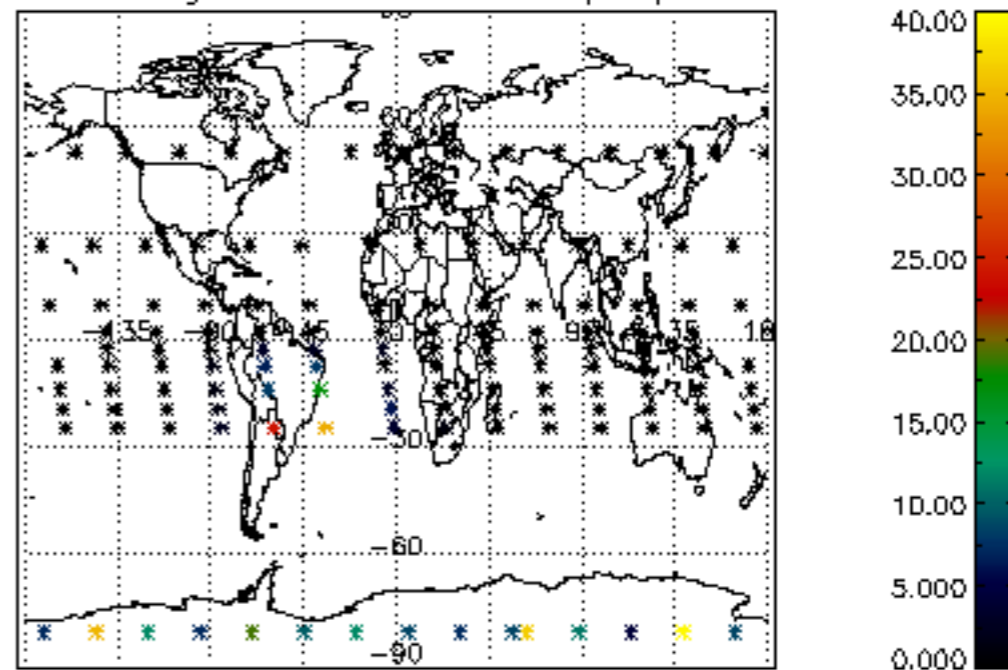
Percentage of datation errors per profile



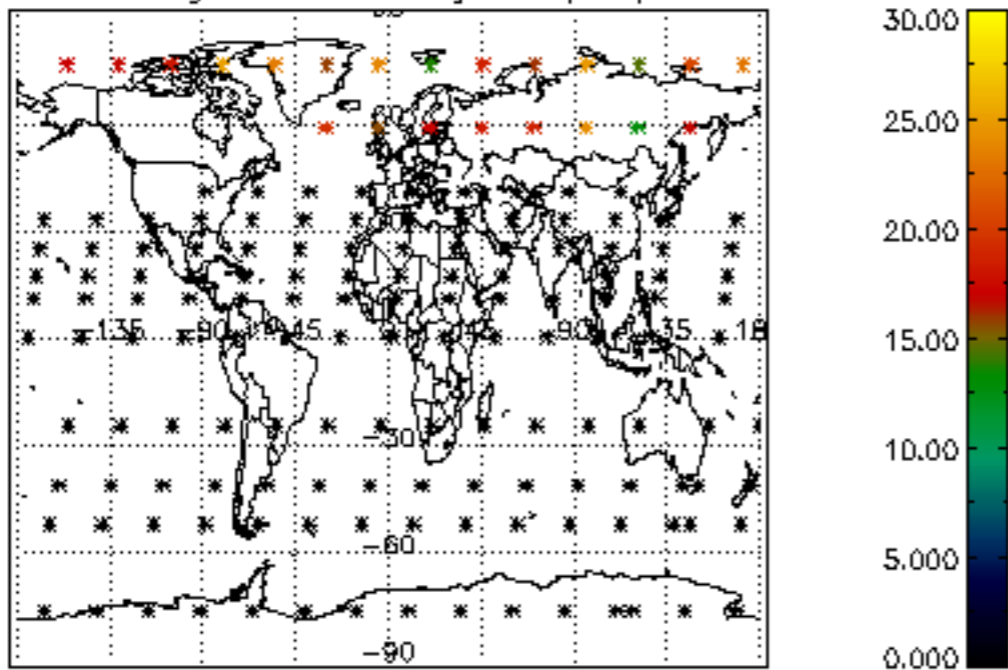
Percentage of star falling outside central band per profile



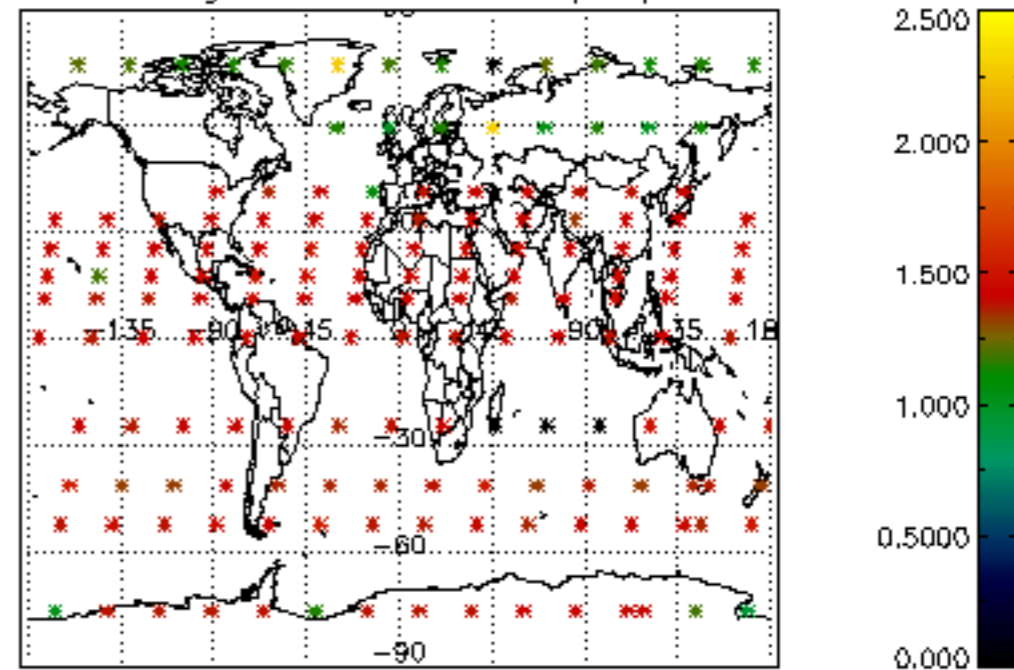
Percentage of saturation errors per profile



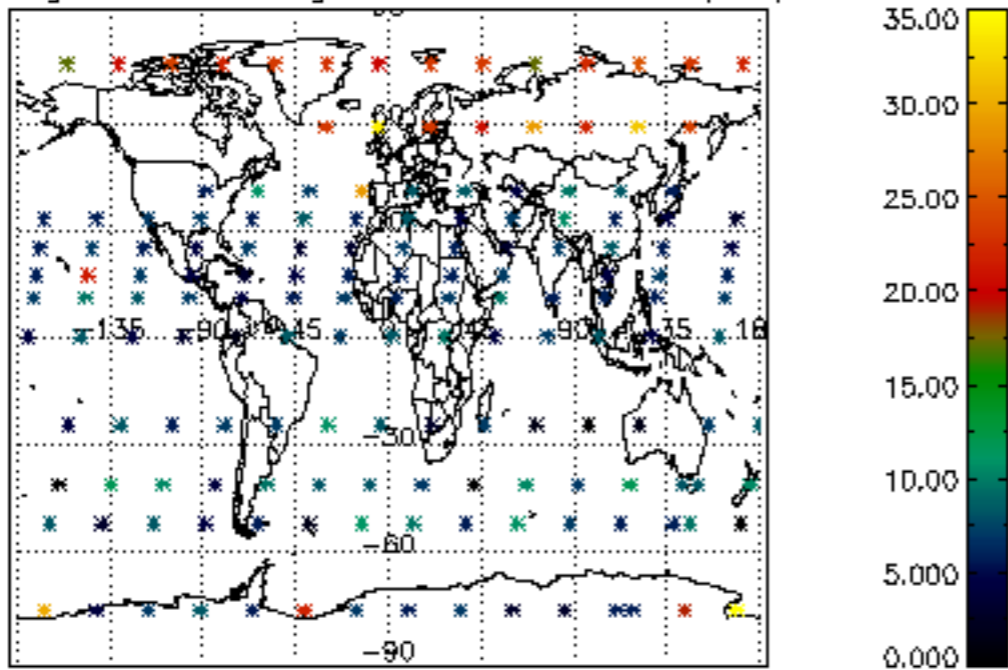
Percentage of cosmic ray hits per profile



Percentage of datation errors per profile



Percentage of star falling outside central band per profile



Percentage of saturation errors per profile

