

GOMOS Level 2 Daily Report

SUMMARY

[1. General Info](#)

[2. Summary of processed GOM_NL_2P products](#)

[3. Level 2 Quality information per product](#)

[3.1 Plot of level 2 quality information per product \(time dependant\)](#)

[3.2 Plot of level 2 quality information per product \(world map\)](#)

[4. Level 1 Quality information per product \(stored on level 2 products\)](#)

[4.1 Plot of level 1 quality information per product \(time dependant\)](#)

[4.1.1 Plot of level 1 quality information per product \(time dependant\): ASCENDING](#)

[4.1.2 Plot of level 1 quality information per product \(time dependant\): DESCENDING](#)

[4.2 Plot of level 1 quality information per product \(world map\)](#)

[4.2.1 Plot of level 1 quality information per product \(world map\): ASCENDING](#)

[4.2.2 Plot of level 1 quality information per product \(world map\): DESCENDING](#)

[5. Ozone profiles based on quality statistics and other trace gas profiles](#)

[5.1 Ozone statistics based on quality of products](#)

[5.2 Plot ozone profiles for all STD \(dark without errors\)](#)

[5.3 Plot ozone profiles where STD < 20% \(dark without errors\)](#)

[5.4. Plot ozone profiles where STD < 10% \(dark without errors\)](#)

[5.5. Plot ozone profiles where STD < 5% \(dark without errors\)](#)

[5.6 Plot NO2 profiles for all STD \(dark without errors\)](#)

[5.7 Plot NO3 profiles for all STD \(dark without errors\)](#)

[5.8 Plot H2O profiles \(only for occultations of stars 1,2,3,4,13,14,16,26,63 dark without errors\) for all STD](#)

[6. Auxiliary Data Files used for the production reported in section 2](#)

This report presents the daily analysis on parameters extracted from GOMOS level 2 data (GOM_NL__2P). It is intended to monitor some important parameters that will impact the quality of these products. A list of level 2 products (and content) that have arrived during the reporting day to the PCF is also given.

Item	Value
Time of report generation	18APR2013 13:02:52
Data source version	GOMOS/6.01
Start time of products	07-12-2005 (07DEC2005 00:00:00)
Stop time of products	08-12-2005 (08DEC2005 00:00:00)
Store outputs in DB	Yes
Nb of level 2 prods	306
Nb of prods with errors	0

2. Summary of processed GOM_NL__2P products.

Nr	Filename	UTC Start time	Limb	Duration	Star Id	Star Name	Star Mag	Star Temp	Nb Meas	Orbit	Prod. error
1	GOM_NL__2PRFIN20051207_000033_000000452043_00116_19709_9163.N1	07-DEC-2005 00:00:33	Bright	45.000	180	27Gam Boo	3.0400	8000.0	90	19709	No
2	GOM_NL__2PRFIN20051207_000337_000000362043_00116_19709_9164.N1	07-DEC-2005 00:03:37	Bright	35.500	83		2.3780	11000.	71	19709	No
3	GOM_NL__2PRFIN20051207_000611_000000342043_00116_19709_9165.N1	07-DEC-2005 00:06:11	Bright	34.000	3	16Alp Boo	-0.050000	4250.0	68	19709	No
4	GOM_NL__2PRFIN20051207_001922_000000422043_00116_19709_9166.N1	07-DEC-2005 00:19:22	Twilight	41.500	169	46Gam Hya	2.9910	4700.0	83	19709	No
5	GOM_NL__2PRFIN20051207_002633_000000372043_00116_19709_9167.N1	07-DEC-2005 00:26:33	Dark	37.000	77	Eps Cen	2.3030	28000.	74	19709	No
6	GOM_NL__2PRFIN20051207_002802_000000382043_00116_19709_9168.N1	07-DEC-2005 00:28:02	Dark	38.000	10	Bet Cen	0.61000	28000.	76	19709	No
7	GOM_NL__2PRFIN20051207_003120_000000352043_00117_19710_9150.N1	07-DEC-2005 00:31:20	Dark	35.000	112	Alp Mus	2.6880	26000.	70	19710	No
8	GOM_NL__2PRFIN20051207_003551_000000382043_00117_19710_9151.N1	07-DEC-2005 00:35:51	Dark	38.000	29	Bet Car	1.6720	10200.	76	19710	No
9	GOM_NL__2PRFIN20051207_005654_000000442043_00117_19710_9152.N1	07-DEC-2005 00:56:54	Straylight	43.500	165	34Gam Eri	2.9500	3200.0	87	19710	No
10	GOM_NL__2PRFIN20051207_010217_000000442043_00117_19710_9153.N1	07-DEC-2005 01:02:17	Twilight	43.500	94	92Alp Cet	2.5260	3100.0	87	19710	No
11	GOM_NL__2PRFIN20051207_010744_000000372043_00117_19710_9154.N1	07-DEC-2005 01:07:44	Bright	36.500	146	25Eta Tau	2.8730	15200.	73	19710	No
12	GOM_NL__2PRFIN20051207_011125_000000342043_00117_19710_9155.N1	07-DEC-2005 01:11:25	Bright	34.000	173	4Bet Tri	3.0040	8900.0	68	19710	No
13	GOM_NL__2PRFIN20051207_011328_000000382043_00117_19710_9156.N1	07-DEC-2005 01:13:28	Bright	38.000	73	57Gam1And	2.2600	13100.	76	19710	No
14	GOM_NL__2PRFIN20051207_011459_000000372043_00117_19710_9157.N1	07-DEC-2005 01:14:59	Bright	36.500	35	33Alp Per	1.7950	6250.0	73	19710	No
15	GOM_NL__2PRFIN20051207_011843_000000352043_00117_19710_9158.N1	07-DEC-2005 01:18:43	Bright	34.500	110	37Del Cas	2.6780	8900.0	69	19710	No
16	GOM_NL__2PRFIN20051207_012606_000000332043_00117_19710_9159.N1	07-DEC-2005 01:26:06	Bright	32.500	49	1Alp UMi	1.9900	6300.0	65	19710	No
17	GOM_NL__2PRFIN20051207_013049_000000372043_00117_19710_9160.N1	07-DEC-2005 01:30:49	Bright	36.500	60	7Bet UMi	2.0810	3950.0	73	19710	No
18	GOM_NL__2PRFIN20051207_013342_000000352043_00117_19710_9161.N1	07-DEC-2005 01:33:42	Bright	35.000	119	14Eta Dra	2.7270	4700.0	70	19710	No
19	GOM_NL__2PRFIN20051207_014108_000000532043_00117_19710_9162.N1	07-DEC-2005 01:41:08	Bright	53.000	180	27Gam Boo	3.0400	8000.0	106	19710	No
20	GOM_NL__2PRFIN20051207_014413_000000362043_00117_19710_9163.N1	07-DEC-2005 01:44:13	Bright	35.500	83		2.3780	11000.	71	19710	No
21	GOM_NL__2PRFIN20051207_014647_000000352043_00117_19710_9164.N1	07-DEC-2005 01:46:47	Bright	34.500	3	16Alp Boo	-0.050000	4250.0	69	19710	No
22	GOM_NL__2PRFIN20051207_015958_000000422043_00117_19710_9165.N1	07-DEC-2005 01:59:58	Twilight	42.000	169	46Gam Hya	2.9910	4700.0	84	19710	No
23	GOM_NL__2PRFIN20051207_020323_000000392043_00117_19710_9166.N1	07-DEC-2005 02:03:23	Dark	38.500	123	Iot Cen	2.7500	10200.	77	19710	No
24	GOM_NL__2PRFIN20051207_020518_000000372043_00117_19710_9167.N1	07-DEC-2005 02:05:18	Dark	37.000	95	Zet Cen	2.5450	26000.	74	19710	No
25	GOM_NL__2PRFIN20051207_020709_000000372043_00117_19710_9168.N1	07-DEC-2005 02:07:09	Dark	37.000	77	Eps Cen	2.3030	28000.	74	19710	No
26	GOM_NL__2PRFIN20051207_020838_000000402043_00117_19710_9169.N1	07-DEC-2005 02:08:38	Dark	40.000	10	Bet Cen	0.61000	28000.	80	19710	No
27	GOM_NL__2PRFIN20051207_021016_000000372043_00118_19711_9150.N1	07-DEC-2005 02:10:16	Dark	37.000	129	Del Cru	2.7930	26000.	74	19711	No
28	GOM_NL__2PRFIN20051207_021156_000000362043_00118_19711_9151.N1	07-DEC-2005 02:11:56	Dark	35.500	112	Alp Mus	2.6880	26000.	71	19711	No
29	GOM_NL__2PRFIN20051207_021628_000000382043_00118_19711_9152.N1	07-DEC-2005 02:16:28	Dark	38.000	29	Bet Car	1.6720	10200.	76	19711	No
30	GOM_NL__2PRFIN20051207_023730_000000462043_00118_19711_9153.N1	07-DEC-2005 02:37:30	Straylight	45.500	165	34Gam Eri	2.9500	3200.0	91	19711	No
31	GOM_NL__2PRFIN20051207_024253_000000442043_00118_19711_9154.N1	07-DEC-2005 02:42:53	Twilight	43.500	94	92Alp Cet	2.5260	3100.0	87	19711	No
32	GOM_NL__2PRFIN20051207_024820_000000362043_00118_19711_9155.N1	07-DEC-2005 02:48:20	Bright	35.500	146	25Eta Tau	2.8730	15200.	71	19711	No
33	GOM_NL__2PRFIN20051207_025201_000000362043_00118_19711_9156.N1	07-DEC-2005 02:52:01	Bright	35.500	173	4Bet Tri	3.0040	8900.0	71	19711	No
34	GOM_NL__2PRFIN20051207_025404_000000382043_00118_19711_9157.N1	07-DEC-2005 02:54:04	Bright	38.000	73	57Gam1And	2.2600	13100.	76	19711	No
35	GOM_NL__2PRFIN20051207_025535_000000382043_00118_19711_9158.N1	07-DEC-2005 02:55:35	Bright	37.500	35	33Alp Per	1.7950	6250.0	75	19711	No
36	GOM_NL__2PRFIN20051207_025919_000000352043_00118_19711_9159.N1	07-DEC-2005 02:59:19	Bright	35.000	110	37Del Cas	2.6780	8900.0	70	19711	No
37	GOM_NL__2PRFIN20051207_030642_000000342043_00118_19711_9160.N1	07-DEC-2005 03:06:42	Bright	34.000	49	1Alp UMi	1.9900	6300.0	68	19711	No
38	GOM_NL__2PRFIN20051207_031125_000000382043_00118_19711_9161.N1	07-DEC-2005 03:11:25	Bright	37.500	60	7Bet UMi	2.0810	3950.0	75	19711	No
39	GOM_NL__2PRFIN20051207_031418_000000362043_00118_19711_9162.N1	07-DEC-2005 03:14:18	Bright	35.500	119	14Eta Dra	2.7270	4700.0	71	19711	No
40	GOM_NL__2PRFIN20051207_032145_000000532043_00118_19711_9163.N1	07-DEC-2005 03:21:45	Bright	53.000	180	27Gam Boo	3.0400	8000.0	106	19711	No
41	GOM_NL__2PRFIN20051207_032449_000000352043_00118_19711_9164.N1	07-DEC-2005 03:24:49	Bright	35.000	83		2.3780	11000.	70	19711	No
42	GOM_NL__2PRFIN20051207_032723_000000352043_00118_19711_9165.N1	07-DEC-2005 03:27:23	Bright	35.000	3	16Alp Boo	-0.050000	4250.0	70	19711	No

43	GOM_NL__2PRFIN20051207_034035_000000472043_00118_19711_9166.N1	07-DEC-2005 03:40:35	Twilight	46.500	169	46Gam Hya	2.9910	4700.0	93	19711	No
44	GOM_NL__2PRFIN20051207_034400_000000392043_00118_19711_9167.N1	07-DEC-2005 03:44:00	Dark	39.000	123	lot Cen	2.7500	10200.	78	19711	No
45	GOM_NL__2PRFIN20051207_034554_000000392043_00118_19711_9168.N1	07-DEC-2005 03:45:54	Dark	39.000	95	Zet Cen	2.5450	26000.	78	19711	No
46	GOM_NL__2PRFIN20051207_034746_000000392043_00118_19711_9169.N1	07-DEC-2005 03:47:46	Dark	39.000	77	Eps Cen	2.3030	28000.	78	19711	No
47	GOM_NL__2PRFIN20051207_034914_000000402043_00118_19711_9170.N1	07-DEC-2005 03:49:14	Dark	39.500	10	Bet Cen	0.61000	28000.	79	19711	No
48	GOM_NL__2PRFIN20051207_035053_000000372043_00119_19712_9150.N1	07-DEC-2005 03:50:53	Dark	37.000	129	Del Cru	2.7930	26000.	74	19712	No
49	GOM_NL__2PRFIN20051207_035233_000000372043_00119_19712_9151.N1	07-DEC-2005 03:52:33	Dark	37.000	112	Alp Mus	2.6880	26000.	74	19712	No
50	GOM_NL__2PRFIN20051207_035704_000000392043_00119_19712_9152.N1	07-DEC-2005 03:57:04	Dark	38.500	29	Bet Car	1.6720	10200.	77	19712	No
51	GOM_NL__2PRFIN20051207_041806_000000422043_00119_19712_9153.N1	07-DEC-2005 04:18:06	Straylight	42.000	165	34Gam Eri	2.9500	3200.0	84	19712	No
52	GOM_NL__2PRFIN20051207_042329_000000442043_00119_19712_9154.N1	07-DEC-2005 04:23:29	Twilight	43.500	94	92Alp Cet	2.5260	3100.0	87	19712	No
53	GOM_NL__2PRFIN20051207_042856_000000372043_00119_19712_9155.N1	07-DEC-2005 04:28:56	Bright	37.000	146	25Eta Tau	2.8730	15200.	74	19712	No
54	GOM_NL__2PRFIN20051207_043238_000000362043_00119_19712_9156.N1	07-DEC-2005 04:32:38	Bright	36.000	173	4Bet Tri	3.0040	8900.0	72	19712	No
55	GOM_NL__2PRFIN20051207_043440_000000372043_00119_19712_9157.N1	07-DEC-2005 04:34:40	Bright	36.500	73	57Gam1And	2.2600	13100.	73	19712	No
56	GOM_NL__2PRFIN20051207_043611_000000382043_00119_19712_9158.N1	07-DEC-2005 04:36:11	Bright	37.500	35	33Alp Per	1.7950	6250.0	75	19712	No
57	GOM_NL__2PRFIN20051207_043955_000000352043_00119_19712_9159.N1	07-DEC-2005 04:39:55	Bright	34.500	110	37Del Cas	2.6780	8900.0	69	19712	No
58	GOM_NL__2PRFIN20051207_044718_000000352043_00119_19712_9160.N1	07-DEC-2005 04:47:18	Bright	35.000	49	1Alp UMi	1.9900	6300.0	70	19712	No
59	GOM_NL__2PRFIN20051207_045201_000000382043_00119_19712_9161.N1	07-DEC-2005 04:52:01	Bright	37.500	60	7Bet UMi	2.0810	3950.0	75	19712	No
60	GOM_NL__2PRFIN20051207_045454_000000372043_00119_19712_9162.N1	07-DEC-2005 04:54:54	Bright	36.500	119	14Eta Dra	2.7270	4700.0	73	19712	No
61	GOM_NL__2PRFIN20051207_050221_000000352043_00119_19712_9163.N1	07-DEC-2005 05:02:21	Bright	35.000	180	27Gam Boo	3.0400	8000.0	70	19712	No
62	GOM_NL__2PRFIN20051207_050525_000000352043_00119_19712_9164.N1	07-DEC-2005 05:05:25	Bright	34.500	83		2.3780	11000.	69	19712	No
63	GOM_NL__2PRFIN20051207_050800_000000362043_00119_19712_9165.N1	07-DEC-2005 05:08:00	Bright	35.500	3	16Alp Boo	-0.050000	4250.0	71	19712	No
64	GOM_NL__2PRFIN20051207_052111_000000452043_00119_19712_9166.N1	07-DEC-2005 05:21:11	Twilight	45.000	169	46Gam Hya	2.9910	4700.0	90	19712	No
65	GOM_NL__2PRFIN20051207_052436_000000402043_00119_19712_9167.N1	07-DEC-2005 05:24:36	Dark	40.000	123	lot Cen	2.7500	10200.	80	19712	No
66	GOM_NL__2PRFIN20051207_052631_000000392043_00119_19712_9168.N1	07-DEC-2005 05:26:31	Dark	38.500	95	Zet Cen	2.5450	26000.	77	19712	No
67	GOM_NL__2PRFIN20051207_052822_000000382043_00119_19712_9169.N1	07-DEC-2005 05:28:22	Dark	38.000	77	Eps Cen	2.3030	28000.	76	19712	No
68	GOM_NL__2PRFIN20051207_052950_000000452043_00119_19712_9170.N1	07-DEC-2005 05:29:50	Dark	44.500	10	Bet Cen	0.61000	28000.	89	19712	No
69	GOM_NL__2PRFIN20051207_053129_000000382043_00120_19713_9150.N1	07-DEC-2005 05:31:29	Dark	37.500	129	Del Cru	2.7930	26000.	75	19713	No
70	GOM_NL__2PRFIN20051207_053309_000000372043_00120_19713_9151.N1	07-DEC-2005 05:33:09	Dark	36.500	112	Alp Mus	2.6880	26000.	73	19713	No
71	GOM_NL__2PRFIN20051207_053741_000000392043_00120_19713_9152.N1	07-DEC-2005 05:37:41	Dark	38.500	29	Bet Car	1.6720	10200.	77	19713	No
72	GOM_NL__2PRFIN20051207_055842_000000452043_00120_19713_9153.N1	07-DEC-2005 05:58:42	Straylight	45.000	165	34Gam Eri	2.9500	3200.0	90	19713	No
73	GOM_NL__2PRFIN20051207_060405_000000512043_00120_19713_9154.N1	07-DEC-2005 06:04:05	Twilight	51.000	94	92Alp Cet	2.5260	3100.0	102	19713	No
74	GOM_NL__2PRFIN20051207_060932_000000362043_00120_19713_9155.N1	07-DEC-2005 06:09:32	Bright	36.000	146	25Eta Tau	2.8730	15200.	72	19713	No
75	GOM_NL__2PRFIN20051207_061314_000000362043_00120_19713_9156.N1	07-DEC-2005 06:13:14	Bright	35.500	173	4Bet Tri	3.0040	8900.0	71	19713	No
76	GOM_NL__2PRFIN20051207_061517_000000372043_00120_19713_9157.N1	07-DEC-2005 06:15:17	Bright	37.000	73	57Gam1And	2.2600	13100.	74	19713	No
77	GOM_NL__2PRFIN20051207_061647_000000362043_00120_19713_9158.N1	07-DEC-2005 06:16:47	Bright	36.000	35	33Alp Per	1.7950	6250.0	72	19713	No
78	GOM_NL__2PRFIN20051207_062031_000000352043_00120_19713_9159.N1	07-DEC-2005 06:20:31	Bright	34.500	110	37Del Cas	2.6780	8900.0	69	19713	No
79	GOM_NL__2PRFIN20051207_062754_000000362043_00120_19713_9160.N1	07-DEC-2005 06:27:54	Bright	36.000	49	1Alp UMi	1.9900	6300.0	72	19713	No
80	GOM_NL__2PRFIN20051207_063237_000000382043_00120_19713_9161.N1	07-DEC-2005 06:32:37	Bright	37.500	60	7Bet UMi	2.0810	3950.0	75	19713	No
81	GOM_NL__2PRFIN20051207_063530_000000332043_00120_19713_9162.N1	07-DEC-2005 06:35:30	Bright	33.000	119	14Eta Dra	2.7270	4700.0	66	19713	No
82	GOM_NL__2PRFIN20051207_064257_000000342043_00120_19713_9163.N1	07-DEC-2005 06:42:57	Bright	34.000	180	27Gam Boo	3.0400	8000.0	68	19713	No
83	GOM_NL__2PRFIN20051207_064601_000000352043_00120_19713_9164.N1	07-DEC-2005 06:46:01	Bright	34.500	83		2.3780	11000.	69	19713	No
84	GOM_NL__2PRFIN20051207_064836_000000362043_00120_19713_9165.N1	07-DEC-2005 06:48:36	Bright	36.000	3	16Alp Boo	-0.050000	4250.0	72	19713	No
85	GOM_NL__2PRFIN20051207_070148_000000422043_00120_19713_9166.N1	07-DEC-2005 07:01:48	Twilight	42.000	169	46Gam Hya	2.9910	4700.0	84	19713	No
86	GOM_NL__2PRFIN20051207_070513_000000392043_00120_19713_9167.N1	07-DEC-2005 07:05:13	Dark	39.000	123	lot Cen	2.7500	10200.	78	19713	No
87	GOM_NL__2PRFIN20051207_070707_000000392043_00120_19713_9168.N1	07-DEC-2005 07:07:07	Dark	38.500	95	Zet Cen	2.5450	26000.	77	19713	No
88	GOM_NL__2PRFIN20051207_070858_000000382043_00120_19713_9169.N1	07-DEC-2005 07:08:58	Dark	37.500	77	Eps Cen	2.3030	28000.	75	19713	No
89	GOM_NL__2PRFIN20051207_071026_000000422043_00120_19713_9170.N1	07-DEC-2005 07:10:26	Dark	41.500	10	Bet Cen	0.61000	28000.	83	19713	No
90	GOM_NL__2PRFIN20051207_071206_000000382043_00121_19714_9150.N1	07-DEC-2005 07:12:06	Dark	38.000	129	Del Cru	2.7930	26000.	76	19714	No
91	GOM_NL__2PRFIN20051207_071345_000000372043_00121_19714_9151.N1	07-DEC-2005 07:13:45	Dark	37.000	112	Alp Mus	2.6880	26000.	74	19714	No
92	GOM_NL__2PRFIN20051207_071817_000000402043_00121_19714_9152.N1	07-DEC-2005 07:18:17	Dark	39.500	29	Bet Car	1.6720	10200.	79	19714	No
93	GOM_NL__2PRFIN20051207_073918_000000432043_00121_19714_9154.N1	07-DEC-2005 07:39:18	Straylight	43.000	165	34Gam Eri	2.9500	3200.0	86	19714	No
94	GOM_NL__2PRFIN20051207_074441_000000462043_00121_19714_9155.N1	07-DEC-2005 07:44:41	Twilight	45.500	94	92Alp Cet	2.5260	3100.0	91	19714	No
95	GOM_NL__2PRFIN20051207_075008_000000352043_00121_19714_9156.N1	07-DEC-2005 07:50:08	Bright	34.500	146	25Eta Tau	2.8730	15200.	69	19714	No
96	GOM_NL__2PRFIN20051207_075350_000000362043_00121_19714_9157.N1	07-DEC-2005 07:53:50	Bright	35.500	173	4Bet Tri	3.0040	8900.0	71	19714	No
97	GOM_NL__2PRFIN20051207_075553_000000382043_00121_19714_9158.N1	07-DEC-2005 07:55:53	Bright	37.500	73	57Gam1And	2.2600	13100.	75	19714	No
98	GOM_NL__2PRFIN20051207_075723_000000362043_00121_19714_9159.N1	07-DEC-2005 07:57:23	Bright	36.000	35	33Alp Per	1.7950	6250.0	72	19714	No
99	GOM_NL__2PRFIN20051207_080107_000000362043_00121_19714_9160.N1	07-DEC-2005 08:01:07	Bright	35.500	110	37Del Cas	2.6780	8900.0	71	19714	No
100	GOM_NL__2PRFIN20051207_080830_000000332043_00121_19714_9161.N1	07-DEC-2005 08:08:30	Bright	32.500	49	1Alp UMi	1.9900	6300.0	65	19714	No
101	GOM_NL__2PRFIN20051207_081313_000000362043_00121_19714_9162.N1	07-DEC-2005 08:13:13	Bright	35.500	60	7Bet UMi	2.0810	3950.0	71	19714	No

102	GOM_NL__2PRFIN20051207_081607_000000362043_00121_19714_9163.N1	07-DEC-2005 08:16:07	Bright	36.000	119	14Eta Dra	2.7270	4700.0	72	19714	No
103	GOM_NL__2PRFIN20051207_082333_000000462043_00121_19714_9164.N1	07-DEC-2005 08:23:33	Bright	45.500	180	27Gam Boo	3.0400	8000.0	91	19714	No
104	GOM_NL__2PRFIN20051207_082637_000000342043_00121_19714_9165.N1	07-DEC-2005 08:26:37	Bright	33.500	83		2.3780	11000.	67	19714	No
105	GOM_NL__2PRFIN20051207_082912_000000352043_00121_19714_9166.N1	07-DEC-2005 08:29:12	Bright	34.500	3	16Alp Boo	-0.050000	4250.0	69	19714	No
106	GOM_NL__2PRFIN20051207_084224_000000362043_00121_19714_9167.N1	07-DEC-2005 08:42:24	Tw_i_and_stray	36.000	169	46Gam Hya	2.9910	4700.0	72	19714	No
107	GOM_NL__2PRFIN20051207_084549_000000382043_00121_19714_9168.N1	07-DEC-2005 08:45:49	Dark	38.000	123	lot Cen	2.7500	10200.	76	19714	No
108	GOM_NL__2PRFIN20051207_084743_000000372043_00121_19714_9169.N1	07-DEC-2005 08:47:43	Dark	37.000	95	Zet Cen	2.5450	26000.	74	19714	No
109	GOM_NL__2PRFIN20051207_084934_000000392043_00121_19714_9170.N1	07-DEC-2005 08:49:34	Dark	38.500	77	Eps Cen	2.3030	28000.	77	19714	No
110	GOM_NL__2PRFIN20051207_085102_000000422043_00121_19714_9171.N1	07-DEC-2005 08:51:02	Dark	41.500	10	Bet Cen	0.61000	28000.	83	19714	No
111	GOM_NL__2PRFIN20051207_085242_000000382043_00122_19715_9150.N1	07-DEC-2005 08:52:42	Dark	38.000	129	Del Cru	2.7930	26000.	76	19715	No
112	GOM_NL__2PRFIN20051207_085421_000000362043_00122_19715_9151.N1	07-DEC-2005 08:54:21	Dark	36.000	112	Alp Mus	2.6880	26000.	72	19715	No
113	GOM_NL__2PRFIN20051207_085853_000000372043_00122_19715_9152.N1	07-DEC-2005 08:58:53	Dark	37.000	29	Bet Car	1.6720	10200.	74	19715	No
114	GOM_NL__2PRFIN20051207_090616_00000042043_00122_19715_9153.N1	07-DEC-2005 09:06:16	Dark	4.0000	2	Alp Car	-0.73600	7000.0	8	19715	No
115	GOM_NL__2PRFIN20051207_091954_000000432043_00122_19715_9154.N1	07-DEC-2005 09:19:54	Straylight	43.000	165	34Gam Eri	2.9500	3200.0	86	19715	No
116	GOM_NL__2PRFIN20051207_092517_000000422043_00122_19715_9155.N1	07-DEC-2005 09:25:17	Tw_i_and_stray	42.000	94	92Alp Cet	2.5260	3100.0	84	19715	No
117	GOM_NL__2PRFIN20051207_093043_000000372043_00122_19715_9156.N1	07-DEC-2005 09:30:43	Bright	37.000	146	25Eta Tau	2.8730	15200.	74	19715	No
118	GOM_NL__2PRFIN20051207_093426_000000362043_00122_19715_9157.N1	07-DEC-2005 09:34:26	Bright	35.500	173	4Bet Tri	3.0040	8900.0	71	19715	No
119	GOM_NL__2PRFIN20051207_093629_000000362043_00122_19715_9158.N1	07-DEC-2005 09:36:29	Bright	35.500	73	57Gam1And	2.2600	13100.	71	19715	No
120	GOM_NL__2PRFIN20051207_093759_000000362043_00122_19715_9159.N1	07-DEC-2005 09:37:59	Bright	36.000	35	33Alp Per	1.7950	6250.0	72	19715	No
121	GOM_NL__2PRFIN20051207_094144_000000362043_00122_19715_9160.N1	07-DEC-2005 09:41:44	Bright	36.000	110	37Del Cas	2.6780	8900.0	72	19715	No
122	GOM_NL__2PRFIN20051207_094906_000000362043_00122_19715_9161.N1	07-DEC-2005 09:49:06	Bright	36.000	49	1Alp UMi	1.9900	6300.0	72	19715	No
123	GOM_NL__2PRFIN20051207_095349_000000382043_00122_19715_9162.N1	07-DEC-2005 09:53:49	Bright	38.000	60	7Bet UMi	2.0810	3950.0	76	19715	No
124	GOM_NL__2PRFIN20051207_095643_000000362043_00122_19715_9163.N1	07-DEC-2005 09:56:43	Bright	35.500	119	14Eta Dra	2.7270	4700.0	71	19715	No
125	GOM_NL__2PRFIN20051207_100409_000000342043_00122_19715_9164.N1	07-DEC-2005 10:04:09	Bright	33.500	180	27Gam Boo	3.0400	8000.0	67	19715	No
126	GOM_NL__2PRFIN20051207_100714_000000342043_00122_19715_9165.N1	07-DEC-2005 10:07:14	Bright	34.000	83		2.3780	11000.	68	19715	No
127	GOM_NL__2PRFIN20051207_100948_000000362043_00122_19715_9166.N1	07-DEC-2005 10:09:48	Bright	35.500	3	16Alp Boo	-0.050000	4250.0	71	19715	No
128	GOM_NL__2PRFIN20051207_102301_000000362043_00122_19715_9167.N1	07-DEC-2005 10:23:01	Tw_i_and_stray	36.000	169	46Gam Hya	2.9910	4700.0	72	19715	No
129	GOM_NL__2PRFIN20051207_102626_000000412043_00122_19715_9168.N1	07-DEC-2005 10:26:26	Dark	41.000	123	lot Cen	2.7500	10200.	82	19715	No
130	GOM_NL__2PRFIN20051207_102819_000000372043_00122_19715_9169.N1	07-DEC-2005 10:28:19	Dark	37.000	95	Zet Cen	2.5450	26000.	74	19715	No
131	GOM_NL__2PRFIN20051207_103011_000000382043_00122_19715_9170.N1	07-DEC-2005 10:30:11	Dark	38.000	77	Eps Cen	2.3030	28000.	76	19715	No
132	GOM_NL__2PRFIN20051207_103138_000000402043_00122_19715_9171.N1	07-DEC-2005 10:31:38	Dark	40.000	10	Bet Cen	0.61000	28000.	80	19715	No
133	GOM_NL__2PRFIN20051207_103318_000000372043_00123_19716_9170.N1	07-DEC-2005 10:33:18	Dark	36.500	129	Del Cru	2.7930	26000.	73	19716	No
134	GOM_NL__2PRFIN20051207_103457_000000372043_00123_19716_9171.N1	07-DEC-2005 10:34:57	Dark	36.500	112	Alp Mus	2.6880	26000.	73	19716	No
135	GOM_NL__2PRFIN20051207_103930_000000392043_00123_19716_9172.N1	07-DEC-2005 10:39:30	Dark	38.500	29	Bet Car	1.6720	10200.	77	19716	No
136	GOM_NL__2PRFIN20051207_104652_000000082043_00123_19716_9173.N1	07-DEC-2005 10:46:52	Dark	7.5000	2	Alp Car	-0.73600	7000.0	15	19716	No
137	GOM_NL__2PRFIN20051207_110030_000000422043_00123_19716_9174.N1	07-DEC-2005 11:00:30	Straylight	41.500	165	34Gam Eri	2.9500	3200.0	83	19716	No
138	GOM_NL__2PRFIN20051207_110553_000000422043_00123_19716_9175.N1	07-DEC-2005 11:05:53	Tw_i_and_stray	42.000	94	92Alp Cet	2.5260	3100.0	84	19716	No
139	GOM_NL__2PRFIN20051207_111119_000000382043_00123_19716_9176.N1	07-DEC-2005 11:11:19	Bright	37.500	146	25Eta Tau	2.8730	15200.	75	19716	No
140	GOM_NL__2PRFIN20051207_111502_000000362043_00123_19716_9177.N1	07-DEC-2005 11:15:02	Bright	36.000	173	4Bet Tri	3.0040	8900.0	72	19716	No
141	GOM_NL__2PRFIN20051207_111705_000000372043_00123_19716_9178.N1	07-DEC-2005 11:17:05	Bright	37.000	73	57Gam1And	2.2600	13100.	74	19716	No
142	GOM_NL__2PRFIN20051207_111835_000000372043_00123_19716_9179.N1	07-DEC-2005 11:18:35	Bright	37.000	35	33Alp Per	1.7950	6250.0	74	19716	No
143	GOM_NL__2PRFIN20051207_112220_000000352043_00123_19716_9180.N1	07-DEC-2005 11:22:20	Bright	35.000	110	37Del Cas	2.6780	8900.0	70	19716	No
144	GOM_NL__2PRFIN20051207_112941_000000382043_00123_19716_9181.N1	07-DEC-2005 11:29:41	Bright	37.500	49	1Alp UMi	1.9900	6300.0	75	19716	No
145	GOM_NL__2PRFIN20051207_113425_000000382043_00123_19716_9182.N1	07-DEC-2005 11:34:25	Bright	37.500	60	7Bet UMi	2.0810	3950.0	75	19716	No
146	GOM_NL__2PRFIN20051207_113719_000000372043_00123_19716_9183.N1	07-DEC-2005 11:37:19	Bright	36.500	119	14Eta Dra	2.7270	4700.0	73	19716	No
147	GOM_NL__2PRFIN20051207_114445_000000362043_00123_19716_9184.N1	07-DEC-2005 11:44:45	Bright	35.500	180	27Gam Boo	3.0400	8000.0	71	19716	No
148	GOM_NL__2PRFIN20051207_114749_000000342043_00123_19716_9185.N1	07-DEC-2005 11:47:49	Bright	34.000	83		2.3780	11000.	68	19716	No
149	GOM_NL__2PRFIN20051207_115024_000000372043_00123_19716_9186.N1	07-DEC-2005 11:50:24	Bright	36.500	3	16Alp Boo	-0.050000	4250.0	73	19716	No
150	GOM_NL__2PRFIN20051207_120337_000000212043_00123_19716_9187.N1	07-DEC-2005 12:03:37	Tw_i_and_stray	21.000	169	46Gam Hya	2.9910	4700.0	42	19716	No
151	GOM_NL__2PRFIN20051207_120702_000000392043_00123_19716_9188.N1	07-DEC-2005 12:07:02	Dark	39.000	123	lot Cen	2.7500	10200.	78	19716	No
152	GOM_NL__2PRFIN20051207_120855_000000382043_00123_19716_9189.N1	07-DEC-2005 12:08:55	Dark	37.500	95	Zet Cen	2.5450	26000.	75	19716	No
153	GOM_NL__2PRFIN20051207_121047_000000382043_00123_19716_9190.N1	07-DEC-2005 12:10:47	Dark	37.500	77	Eps Cen	2.3030	28000.	75	19716	No
154	GOM_NL__2PRFIN20051207_121214_000000412043_00123_19716_9191.N1	07-DEC-2005 12:12:14	Dark	41.000	10	Bet Cen	0.61000	28000.	82	19716	No
155	GOM_NL__2PRFIN20051207_121355_000000382043_00124_19717_9171.N1	07-DEC-2005 12:13:55	Dark	38.000	129	Del Cru	2.7930	26000.	76	19717	No
156	GOM_NL__2PRFIN20051207_121533_000000372043_00124_19717_9172.N1	07-DEC-2005 12:15:33	Dark	36.500	112	Alp Mus	2.6880	26000.	73	19717	No
157	GOM_NL__2PRFIN20051207_122006_000000392043_00124_19717_9173.N1	07-DEC-2005 12:20:06	Dark	39.000	29	Bet Car	1.6720	10200.	78	19717	No
158	GOM_NL__2PRFIN20051207_122729_000000082043_00124_19717_9174.N1	07-DEC-2005 12:27:29	Dark	7.5000	2	Alp Car	-0.73600	7000.0	15	19717	No
159	GOM_NL__2PRFIN20051207_124106_000000412043_00124_19717_9175.N1	07-DEC-2005 12:41:06	Straylight	40.500	165	34Gam Eri	2.9500	3200.0	81	19717	No
160	GOM_NL__2PRFIN20051207_124629_000000432043_00124_19717_9176.N1	07-DEC-2005 12:46:29	Tw_i_and_stray	43.000	94	92Alp Cet	2.5260	3100.0	86	19717	No

161	GOM_NL__2PRFIN20051207_125155_000000372043_00124_19717_9177.N1	07-DEC-2005 12:51:55	Bright	36.500	146	25Eta Tau	2.8730	15200.	73	19717	No
162	GOM_NL__2PRFIN20051207_125539_000000352043_00124_19717_9178.N1	07-DEC-2005 12:55:39	Bright	35.000	173	4Bet Tri	3.0040	8900.0	70	19717	No
163	GOM_NL__2PRFIN20051207_125741_000000362043_00124_19717_9179.N1	07-DEC-2005 12:57:41	Bright	35.500	73	57Gam1And	2.2600	13100.	71	19717	No
164	GOM_NL__2PRFIN20051207_125911_000000372043_00124_19717_9180.N1	07-DEC-2005 12:59:11	Bright	37.000	35	33Alp Per	1.7950	6250.0	74	19717	No
165	GOM_NL__2PRFIN20051207_130256_000000352043_00124_19717_9181.N1	07-DEC-2005 13:02:56	Bright	34.500	110	37Del Cas	2.6780	8900.0	69	19717	No
166	GOM_NL__2PRFIN20051207_131017_000000352043_00124_19717_9182.N1	07-DEC-2005 13:10:17	Bright	35.000	49	1Alp UMi	1.9900	6300.0	70	19717	No
167	GOM_NL__2PRFIN20051207_131501_000000332043_00124_19717_9183.N1	07-DEC-2005 13:15:01	Bright	33.000	60	7Bet UMi	2.0810	3950.0	66	19717	No
168	GOM_NL__2PRFIN20051207_131755_000000362043_00124_19717_9184.N1	07-DEC-2005 13:17:55	Bright	35.500	119	14Eta Dra	2.7270	4700.0	71	19717	No
169	GOM_NL__2PRFIN20051207_132521_000000352043_00124_19717_9185.N1	07-DEC-2005 13:25:21	Bright	34.500	180	27Gam Boo	3.0400	8000.0	69	19717	No
170	GOM_NL__2PRFIN20051207_132826_000000342043_00124_19717_9186.N1	07-DEC-2005 13:28:26	Bright	33.500	83		2.3780	11000.	67	19717	No
171	GOM_NL__2PRFIN20051207_133100_000000362043_00124_19717_9187.N1	07-DEC-2005 13:31:00	Bright	35.500	3	16Alp Boo	-0.050000	4250.0	71	19717	No
172	GOM_NL__2PRFIN20051207_134414_000000212043_00124_19717_9188.N1	07-DEC-2005 13:44:14	Twilight	21.000	169	46Gam Hya	2.9910	4700.0	42	19717	No
173	GOM_NL__2PRFIN20051207_134738_000000392043_00124_19717_9189.N1	07-DEC-2005 13:47:38	Dark	38.500	123	1ot Cen	2.7500	10200.	77	19717	No
174	GOM_NL__2PRFIN20051207_134932_000000382043_00124_19717_9190.N1	07-DEC-2005 13:49:32	Dark	38.000	95	Zet Cen	2.5450	26000.	76	19717	No
175	GOM_NL__2PRFIN20051207_135123_000000372043_00124_19717_9191.N1	07-DEC-2005 13:51:23	Dark	36.500	77	Eps Cen	2.3030	28000.	73	19717	No
176	GOM_NL__2PRFIN20051207_135250_000000452043_00124_19717_9192.N1	07-DEC-2005 13:52:50	Dark	45.000	10	Bet Cen	0.61000	28000.	90	19717	No
177	GOM_NL__2PRFIN20051207_135431_000000392043_00125_19718_9171.N1	07-DEC-2005 13:54:31	Dark	38.500	129	Del Cru	2.7930	26000.	77	19718	No
178	GOM_NL__2PRFIN20051207_135610_000000372043_00125_19718_9172.N1	07-DEC-2005 13:56:10	Dark	36.500	112	Alp Mus	2.6880	26000.	73	19718	No
179	GOM_NL__2PRFIN20051207_140042_000000392043_00125_19718_9173.N1	07-DEC-2005 14:00:42	Dark	39.000	29	Bet Car	1.6720	10200.	78	19718	No
180	GOM_NL__2PRFIN20051207_140805_000000132043_00125_19718_9174.N1	07-DEC-2005 14:08:05	Dark	12.500	2	Alp Car	-0.73600	7000.0	25	19718	No
181	GOM_NL__2PRFIN20051207_142142_000000452043_00125_19718_9175.N1	07-DEC-2005 14:21:42	Straylight	44.500	165	34Gam Eri	2.9500	3200.0	89	19718	No
182	GOM_NL__2PRFIN20051207_142705_000000472043_00125_19718_9176.N1	07-DEC-2005 14:27:05	Twilight	46.500	94	92Alp Cet	2.5260	3100.0	93	19718	No
183	GOM_NL__2PRFIN20051207_143231_000000362043_00125_19718_9177.N1	07-DEC-2005 14:32:31	Bright	36.000	146	25Eta Tau	2.8730	15200.	72	19718	No
184	GOM_NL__2PRFIN20051207_143615_000000352043_00125_19718_9178.N1	07-DEC-2005 14:36:15	Bright	35.000	173	4Bet Tri	3.0040	8900.0	70	19718	No
185	GOM_NL__2PRFIN20051207_143817_000000372043_00125_19718_9179.N1	07-DEC-2005 14:38:17	Bright	37.000	73	57Gam1And	2.2600	13100.	74	19718	No
186	GOM_NL__2PRFIN20051207_143947_000000362043_00125_19718_9180.N1	07-DEC-2005 14:39:47	Bright	36.000	35	33Alp Per	1.7950	6250.0	72	19718	No
187	GOM_NL__2PRFIN20051207_144332_000000352043_00125_19718_9181.N1	07-DEC-2005 14:43:32	Bright	35.000	110	37Del Cas	2.6780	8900.0	70	19718	No
188	GOM_NL__2PRFIN20051207_145053_000000362043_00125_19718_9182.N1	07-DEC-2005 14:50:53	Bright	35.500	49	1Alp UMi	1.9900	6300.0	71	19718	No
189	GOM_NL__2PRFIN20051207_145537_000000372043_00125_19718_9183.N1	07-DEC-2005 14:55:37	Bright	36.500	60	7Bet UMi	2.0810	3950.0	73	19718	No
190	GOM_NL__2PRFIN20051207_145831_000000352043_00125_19718_9184.N1	07-DEC-2005 14:58:31	Bright	35.000	119	14Eta Dra	2.7270	4700.0	70	19718	No
191	GOM_NL__2PRFIN20051207_150557_000000342043_00125_19718_9185.N1	07-DEC-2005 15:05:57	Bright	34.000	180	27Gam Boo	3.0400	8000.0	68	19718	No
192	GOM_NL__2PRFIN20051207_150902_000000522043_00125_19718_9186.N1	07-DEC-2005 15:09:02	Bright	52.000	83		2.3780	11000.	104	19718	No
193	GOM_NL__2PRFIN20051207_151137_000000362043_00125_19718_9187.N1	07-DEC-2005 15:11:37	Bright	35.500	3	16Alp Boo	-0.050000	4250.0	71	19718	No
194	GOM_NL__2PRFIN20051207_152450_000000062043_00125_19718_9188.N1	07-DEC-2005 15:24:50	Straylight	6.0000	169	46Gam Hya	2.9910	4700.0	12	19718	No
195	GOM_NL__2PRFIN20051207_152815_000000392043_00125_19718_9189.N1	07-DEC-2005 15:28:15	Dark	39.000	123	1ot Cen	2.7500	10200.	78	19718	No
196	GOM_NL__2PRFIN20051207_153008_000000382043_00125_19718_9190.N1	07-DEC-2005 15:30:08	Dark	38.000	95	Zet Cen	2.5450	26000.	76	19718	No
197	GOM_NL__2PRFIN20051207_153159_000000382043_00125_19718_9191.N1	07-DEC-2005 15:31:59	Dark	37.500	77	Eps Cen	2.3030	28000.	75	19718	No
198	GOM_NL__2PRFIN20051207_153326_000000422043_00125_19718_9192.N1	07-DEC-2005 15:33:26	Dark	42.000	10	Bet Cen	0.61000	28000.	84	19718	No
199	GOM_NL__2PRFIN20051207_153507_000000372043_00126_19719_9171.N1	07-DEC-2005 15:35:07	Dark	37.000	129	Del Cru	2.7930	26000.	74	19719	No
200	GOM_NL__2PRFIN20051207_153646_000000372043_00126_19719_9172.N1	07-DEC-2005 15:36:46	Dark	36.500	112	Alp Mus	2.6880	26000.	73	19719	No
201	GOM_NL__2PRFIN20051207_154118_000000382043_00126_19719_9173.N1	07-DEC-2005 15:41:18	Dark	37.500	29	Bet Car	1.6720	10200.	75	19719	No
202	GOM_NL__2PRFIN20051207_154841_000000132043_00126_19719_9174.N1	07-DEC-2005 15:48:41	Dark	12.500	2	Alp Car	-0.73600	7000.0	25	19719	No
203	GOM_NL__2PRFIN20051207_160218_000000452043_00126_19719_9175.N1	07-DEC-2005 16:02:18	Straylight	44.500	165	34Gam Eri	2.9500	3200.0	89	19719	No
204	GOM_NL__2PRFIN20051207_160741_000000432043_00126_19719_9176.N1	07-DEC-2005 16:07:41	Twilight	42.500	94	92Alp Cet	2.5260	3100.0	85	19719	No
205	GOM_NL__2PRFIN20051207_161307_000000362043_00126_19719_9177.N1	07-DEC-2005 16:13:07	Bright	36.000	146	25Eta Tau	2.8730	15200.	72	19719	No
206	GOM_NL__2PRFIN20051207_161651_000000372043_00126_19719_9178.N1	07-DEC-2005 16:16:51	Bright	37.000	173	4Bet Tri	3.0040	8900.0	74	19719	No
207	GOM_NL__2PRFIN20051207_161854_000000372043_00126_19719_9179.N1	07-DEC-2005 16:18:54	Bright	37.000	73	57Gam1And	2.2600	13100.	74	19719	No
208	GOM_NL__2PRFIN20051207_162023_000000362043_00126_19719_9180.N1	07-DEC-2005 16:20:23	Bright	35.500	35	33Alp Per	1.7950	6250.0	71	19719	No
209	GOM_NL__2PRFIN20051207_162408_000000332043_00126_19719_9181.N1	07-DEC-2005 16:24:08	Bright	33.000	110	37Del Cas	2.6780	8900.0	66	19719	No
210	GOM_NL__2PRFIN20051207_163129_000000362043_00126_19719_9182.N1	07-DEC-2005 16:31:29	Bright	35.500	49	1Alp UMi	1.9900	6300.0	71	19719	No
211	GOM_NL__2PRFIN20051207_163613_000000382043_00126_19719_9183.N1	07-DEC-2005 16:36:13	Bright	37.500	60	7Bet UMi	2.0810	3950.0	75	19719	No
212	GOM_NL__2PRFIN20051207_163907_000000342043_00126_19719_9184.N1	07-DEC-2005 16:39:07	Bright	34.000	119	14Eta Dra	2.7270	4700.0	68	19719	No
213	GOM_NL__2PRFIN20051207_164633_000000342043_00126_19719_9185.N1	07-DEC-2005 16:46:33	Bright	34.000	180	27Gam Boo	3.0400	8000.0	68	19719	No
214	GOM_NL__2PRFIN20051207_164938_000000342043_00126_19719_9186.N1	07-DEC-2005 16:49:38	Bright	34.000	83		2.3780	11000.	68	19719	No
215	GOM_NL__2PRFIN20051207_165213_000000362043_00126_19719_9187.N1	07-DEC-2005 16:52:13	Bright	35.500	3	16Alp Boo	-0.050000	4250.0	71	19719	No
216	GOM_NL__2PRFIN20051207_170527_000000062043_00126_19719_9188.N1	07-DEC-2005 17:05:27	Straylight	6.0000	169	46Gam Hya	2.9910	4700.0	12	19719	No
217	GOM_NL__2PRFIN20051207_170851_000000412043_00126_19719_9189.N1	07-DEC-2005 17:08:51	Dark	40.500	123	1ot Cen	2.7500	10200.	81	19719	No
218	GOM_NL__2PRFIN20051207_171044_000000382043_00126_19719_9190.N1	07-DEC-2005 17:10:44	Dark	38.000	95	Zet Cen	2.5450	26000.	76	19719	No
219	GOM_NL__2PRFIN20051207_171235_000000372043_00126_19719_9191.N1	07-DEC-2005 17:12:35	Dark	37.000	77	Eps Cen	2.3030	28000.	74	19719	No

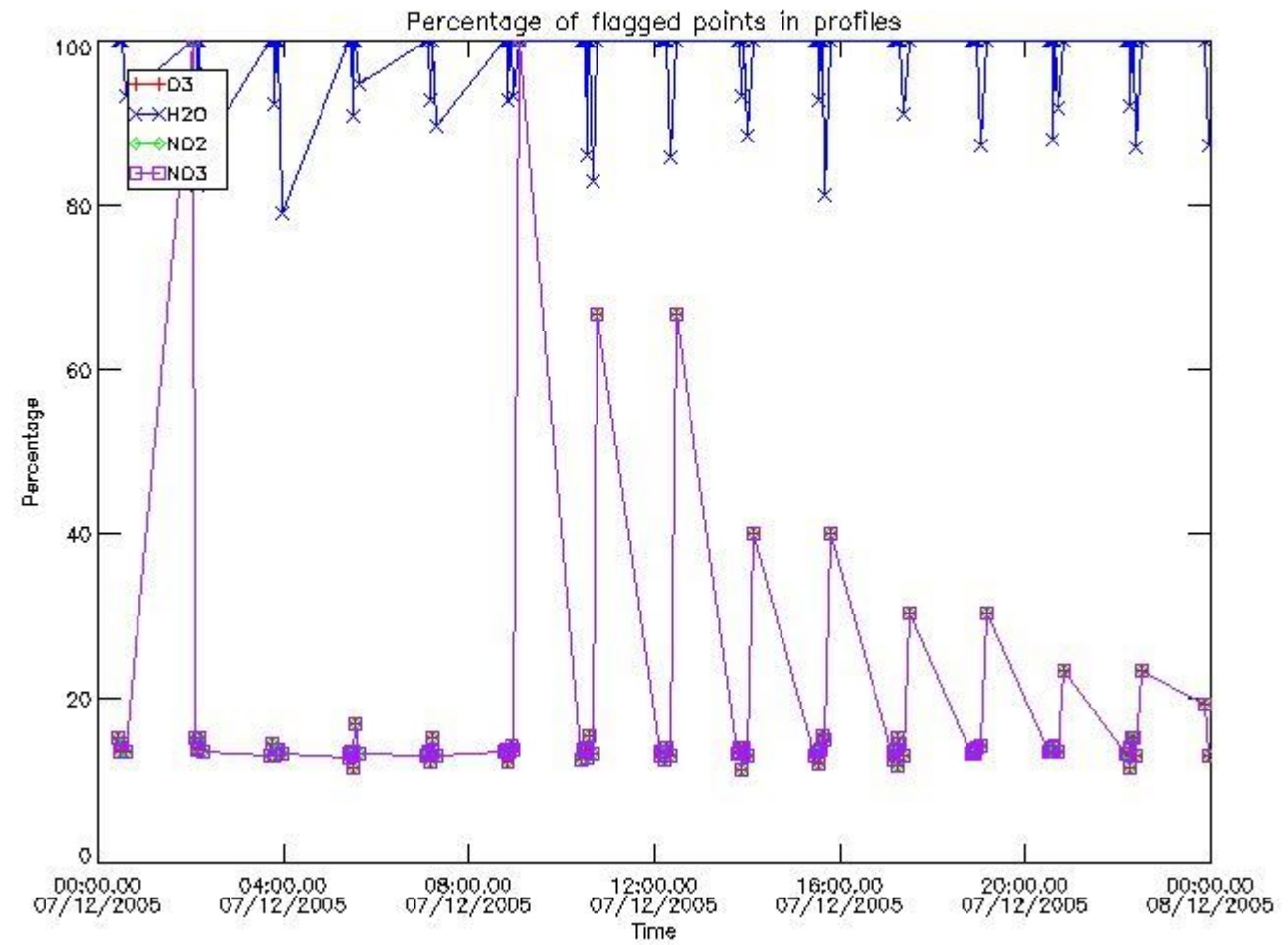
220	GOM_NL__2PRFIN20051207_171403_000000442043_00126_19719_9192.N1	07-DEC-2005 17:14:03	Dark	43.500	10	Bet Cen	0.61000	28000.	87	19719	No
221	GOM_NL__2PRFIN20051207_171544_000000372043_00127_19720_9171.N1	07-DEC-2005 17:15:44	Dark	37.000	129	Del Cru	2.7930	26000.	74	19720	No
222	GOM_NL__2PRFIN20051207_171722_000000362043_00127_19720_9172.N1	07-DEC-2005 17:17:22	Dark	35.500	112	Alp Mus	2.6880	26000.	71	19720	No
223	GOM_NL__2PRFIN20051207_172155_000000402043_00127_19720_9173.N1	07-DEC-2005 17:21:55	Dark	39.500	29	Bet Car	1.6720	10200.	79	19720	No
224	GOM_NL__2PRFIN20051207_172918_000000172043_00127_19720_9174.N1	07-DEC-2005 17:29:18	Dark	16.500	2	Alp Car	-0.73600	7000.0	33	19720	No
225	GOM_NL__2PRFIN20051207_174254_000000442043_00127_19720_9175.N1	07-DEC-2005 17:42:54	Straylight	44.000	165	34Gam Eri	2.9500	3200.0	88	19720	No
226	GOM_NL__2PRFIN20051207_174818_000000432043_00127_19720_9176.N1	07-DEC-2005 17:48:18	Tw_i_and_stray	43.000	94	92Alp Cet	2.5260	3100.0	86	19720	No
227	GOM_NL__2PRFIN20051207_175343_000000372043_00127_19720_9177.N1	07-DEC-2005 17:53:43	Bright	37.000	146	25Eta Tau	2.8730	15200.	74	19720	No
228	GOM_NL__2PRFIN20051207_175559_000000082043_00127_19720_9178.N1	07-DEC-2005 17:55:59	Straylight	8.0000	150	44Zet Per	2.8900	28000.	16	19720	No
229	GOM_NL__2PRFIN20051207_175727_000000372043_00127_19720_9179.N1	07-DEC-2005 17:57:27	Bright	36.500	173	4Bet Tri	3.0040	8900.0	73	19720	No
230	GOM_NL__2PRFIN20051207_175930_000000372043_00127_19720_9180.N1	07-DEC-2005 17:59:30	Bright	36.500	73	57Gam1And	2.2600	13100.	73	19720	No
231	GOM_NL__2PRFIN20051207_180059_000000382043_00127_19720_9181.N1	07-DEC-2005 18:00:59	Bright	37.500	35	33Alp Per	1.7950	6250.0	75	19720	No
232	GOM_NL__2PRFIN20051207_180444_000000362043_00127_19720_9182.N1	07-DEC-2005 18:04:44	Bright	35.500	110	37Del Cas	2.6780	8900.0	71	19720	No
233	GOM_NL__2PRFIN20051207_181205_000000362043_00127_19720_9183.N1	07-DEC-2005 18:12:05	Bright	36.000	49	1Alp UMi	1.9900	6300.0	72	19720	No
234	GOM_NL__2PRFIN20051207_181648_000000382043_00127_19720_9184.N1	07-DEC-2005 18:16:48	Bright	38.000	60	7Bet UMi	2.0810	3950.0	76	19720	No
235	GOM_NL__2PRFIN20051207_181943_000000332043_00127_19720_9185.N1	07-DEC-2005 18:19:43	Bright	33.000	119	14Eta Dra	2.7270	4700.0	66	19720	No
236	GOM_NL__2PRFIN20051207_182709_000000352043_00127_19720_9186.N1	07-DEC-2005 18:27:09	Bright	35.000	180	27Gam Boo	3.0400	8000.0	70	19720	No
237	GOM_NL__2PRFIN20051207_183014_000000382043_00127_19720_9187.N1	07-DEC-2005 18:30:14	Bright	37.500	83		2.3780	11000.	75	19720	No
238	GOM_NL__2PRFIN20051207_183249_000000362043_00127_19720_9188.N1	07-DEC-2005 18:32:49	Bright	35.500	3	16Alp Boo	-0.050000	4250.0	71	19720	No
239	GOM_NL__2PRFIN20051207_184928_000000392043_00127_19720_9189.N1	07-DEC-2005 18:49:28	Dark	38.500	123	1ot Cen	2.7500	10200.	77	19720	No
240	GOM_NL__2PRFIN20051207_185120_000000382043_00127_19720_9190.N1	07-DEC-2005 18:51:20	Dark	37.500	95	Zet Cen	2.5450	26000.	75	19720	No
241	GOM_NL__2PRFIN20051207_185312_000000392043_00127_19720_9191.N1	07-DEC-2005 18:53:12	Dark	38.500	77	Eps Cen	2.3030	28000.	77	19720	No
242	GOM_NL__2PRFIN20051207_185439_000000392043_00127_19720_9192.N1	07-DEC-2005 18:54:39	Dark	38.500	10	Bet Cen	0.61000	28000.	77	19720	No
243	GOM_NL__2PRFIN20051207_185620_000000372043_00128_19721_9171.N1	07-DEC-2005 18:56:20	Dark	37.000	129	Del Cru	2.7930	26000.	74	19721	No
244	GOM_NL__2PRFIN20051207_185758_000000372043_00128_19721_9172.N1	07-DEC-2005 18:57:58	Dark	36.500	112	Alp Mus	2.6880	26000.	73	19721	No
245	GOM_NL__2PRFIN20051207_190231_000000402043_00128_19721_9173.N1	07-DEC-2005 19:02:31	Dark	39.500	29	Bet Car	1.6720	10200.	79	19721	No
246	GOM_NL__2PRFIN20051207_190954_000000172043_00128_19721_9174.N1	07-DEC-2005 19:09:54	Dark	17.000	2	Alp Car	-0.73600	7000.0	34	19721	No
247	GOM_NL__2PRFIN20051207_192330_000000422043_00128_19721_9175.N1	07-DEC-2005 19:23:30	Straylight	42.000	165	34Gam Eri	2.9500	3200.0	84	19721	No
248	GOM_NL__2PRFIN20051207_192854_000000432043_00128_19721_9176.N1	07-DEC-2005 19:28:54	Tw_i_and_stray	43.000	94	92Alp Cet	2.5260	3100.0	86	19721	No
249	GOM_NL__2PRFIN20051207_193419_000000382043_00128_19721_9177.N1	07-DEC-2005 19:34:19	Bright	37.500	146	25Eta Tau	2.8730	15200.	75	19721	No
250	GOM_NL__2PRFIN20051207_193635_000000082043_00128_19721_9178.N1	07-DEC-2005 19:36:35	Straylight	8.0000	150	44Zet Per	2.8900	28000.	16	19721	No
251	GOM_NL__2PRFIN20051207_193804_000000362043_00128_19721_9179.N1	07-DEC-2005 19:38:04	Bright	35.500	173	4Bet Tri	3.0040	8900.0	71	19721	No
252	GOM_NL__2PRFIN20051207_194006_000000382043_00128_19721_9180.N1	07-DEC-2005 19:40:06	Bright	37.500	73	57Gam1And	2.2600	13100.	75	19721	No
253	GOM_NL__2PRFIN20051207_194134_000000382043_00128_19721_9181.N1	07-DEC-2005 19:41:34	Bright	37.500	35	33Alp Per	1.7950	6250.0	75	19721	No
254	GOM_NL__2PRFIN20051207_194521_000000362043_00128_19721_9182.N1	07-DEC-2005 19:45:21	Bright	35.500	110	37Del Cas	2.6780	8900.0	71	19721	No
255	GOM_NL__2PRFIN20051207_195241_000000362043_00128_19721_9183.N1	07-DEC-2005 19:52:41	Bright	36.000	49	1Alp UMi	1.9900	6300.0	72	19721	No
256	GOM_NL__2PRFIN20051207_195724_000000342043_00128_19721_9184.N1	07-DEC-2005 19:57:24	Bright	34.000	60	7Bet UMi	2.0810	3950.0	68	19721	No
257	GOM_NL__2PRFIN20051207_200019_000000362043_00128_19721_9185.N1	07-DEC-2005 20:00:19	Bright	36.000	119	14Eta Dra	2.7270	4700.0	72	19721	No
258	GOM_NL__2PRFIN20051207_200745_000000342043_00128_19721_9186.N1	07-DEC-2005 20:07:45	Bright	34.000	180	27Gam Boo	3.0400	8000.0	68	19721	No
259	GOM_NL__2PRFIN20051207_201050_000000522043_00128_19721_9187.N1	07-DEC-2005 20:10:50	Bright	52.000	83		2.3780	11000.	104	19721	No
260	GOM_NL__2PRFIN20051207_201325_000000362043_00128_19721_9188.N1	07-DEC-2005 20:13:25	Bright	36.000	3	16Alp Boo	-0.050000	4250.0	72	19721	No
261	GOM_NL__2PRFIN20051207_203004_000000382043_00128_19721_9189.N1	07-DEC-2005 20:30:04	Dark	38.000	123	1ot Cen	2.7500	10200.	76	19721	No
262	GOM_NL__2PRFIN20051207_203156_000000382043_00128_19721_9190.N1	07-DEC-2005 20:31:56	Dark	37.500	95	Zet Cen	2.5450	26000.	75	19721	No
263	GOM_NL__2PRFIN20051207_203348_000000372043_00128_19721_9191.N1	07-DEC-2005 20:33:48	Dark	36.500	77	Eps Cen	2.3030	28000.	73	19721	No
264	GOM_NL__2PRFIN20051207_203515_000000382043_00128_19721_9192.N1	07-DEC-2005 20:35:15	Dark	38.000	10	Bet Cen	0.61000	28000.	76	19721	No
265	GOM_NL__2PRFIN20051207_203657_000000382043_00129_19722_9172.N1	07-DEC-2005 20:36:57	Dark	38.000	129	Del Cru	2.7930	26000.	76	19722	No
266	GOM_NL__2PRFIN20051207_203834_000000362043_00129_19722_9173.N1	07-DEC-2005 20:38:34	Dark	36.000	112	Alp Mus	2.6880	26000.	72	19722	No
267	GOM_NL__2PRFIN20051207_204307_000000382043_00129_19722_9174.N1	07-DEC-2005 20:43:07	Dark	37.500	29	Bet Car	1.6720	10200.	75	19722	No
268	GOM_NL__2PRFIN20051207_205031_000000222043_00129_19722_9175.N1	07-DEC-2005 20:50:31	Dark	21.500	2	Alp Car	-0.73600	7000.0	43	19722	No
269	GOM_NL__2PRFIN20051207_210406_000000422043_00129_19722_9176.N1	07-DEC-2005 21:04:06	Straylight	41.500	165	34Gam Eri	2.9500	3200.0	83	19722	No
270	GOM_NL__2PRFIN20051207_210930_000000442043_00129_19722_9177.N1	07-DEC-2005 21:09:30	Tw_i_and_stray	44.000	94	92Alp Cet	2.5260	3100.0	88	19722	No
271	GOM_NL__2PRFIN20051207_211455_000000362043_00129_19722_9178.N1	07-DEC-2005 21:14:55	Bright	35.500	146	25Eta Tau	2.8730	15200.	71	19722	No
272	GOM_NL__2PRFIN20051207_211710_000000212043_00129_19722_9179.N1	07-DEC-2005 21:17:10	Tw_i_and_stray	21.000	150	44Zet Per	2.8900	28000.	42	19722	No
273	GOM_NL__2PRFIN20051207_211840_000000362043_00129_19722_9180.N1	07-DEC-2005 21:18:40	Bright	35.500	173	4Bet Tri	3.0040	8900.0	71	19722	No
274	GOM_NL__2PRFIN20051207_212042_000000372043_00129_19722_9181.N1	07-DEC-2005 21:20:42	Bright	36.500	73	57Gam1And	2.2600	13100.	73	19722	No
275	GOM_NL__2PRFIN20051207_212210_000000362043_00129_19722_9182.N1	07-DEC-2005 21:22:10	Bright	35.500	35	33Alp Per	1.7950	6250.0	71	19722	No
276	GOM_NL__2PRFIN20051207_212557_000000362043_00129_19722_9183.N1	07-DEC-2005 21:25:57	Bright	36.000	110	37Del Cas	2.6780	8900.0	72	19722	No
277	GOM_NL__2PRFIN20051207_213317_000000362043_00129_19722_9184.N1	07-DEC-2005 21:33:17	Bright	35.500	49	1Alp UMi	1.9900	6300.0	71	19722	No
278	GOM_NL__2PRFIN20051207_213800_000000362043_00129_19722_9185.N1	07-DEC-2005 21:38:00	Bright	35.500	60	7Bet UMi	2.0810	3950.0	71	19722	No

279	GOM_NL__2PRFIN20051207_214056_000000372043_00129_19722_9186.N1	07-DEC-2005 21:40:56	Bright	36.500	119	14Eta Dra	2.7270	4700.0	73	19722	No
280	GOM_NL__2PRFIN20051207_214821_000000352043_00129_19722_9187.N1	07-DEC-2005 21:48:21	Bright	34.500	180	27Gam Boo	3.0400	8000.0	69	19722	No
281	GOM_NL__2PRFIN20051207_215126_000000352043_00129_19722_9188.N1	07-DEC-2005 21:51:26	Bright	34.500	83		2.3780	11000.	69	19722	No
282	GOM_NL__2PRFIN20051207_215401_000000342043_00129_19722_9189.N1	07-DEC-2005 21:54:01	Bright	34.000	3	16Alp Boo	-0.050000	4250.0	68	19722	No
283	GOM_NL__2PRFIN20051207_221040_000000392043_00129_19722_9190.N1	07-DEC-2005 22:10:40	Dark	38.500	123	lot Cen	2.7500	10200.	77	19722	No
284	GOM_NL__2PRFIN20051207_221233_000000392043_00129_19722_9191.N1	07-DEC-2005 22:12:33	Dark	38.500	95	Zet Cen	2.5450	26000.	77	19722	No
285	GOM_NL__2PRFIN20051207_221424_000000372043_00129_19722_9192.N1	07-DEC-2005 22:14:24	Dark	36.500	77	Eps Cen	2.3030	28000.	73	19722	No
286	GOM_NL__2PRFIN20051207_221551_000000452043_00129_19722_9193.N1	07-DEC-2005 22:15:51	Dark	44.500	10	Bet Cen	0.61000	28000.	89	19722	No
287	GOM_NL__2PRFIN20051207_221733_000000372043_00130_19723_9173.N1	07-DEC-2005 22:17:33	Dark	37.000	129	Del Cru	2.7930	26000.	74	19723	No
288	GOM_NL__2PRFIN20051207_221911_000000372043_00130_19723_9174.N1	07-DEC-2005 22:19:11	Dark	37.000	112	Alp Mus	2.6880	26000.	74	19723	No
289	GOM_NL__2PRFIN20051207_222344_000000392043_00130_19723_9175.N1	07-DEC-2005 22:23:44	Dark	39.000	29	Bet Car	1.6720	10200.	78	19723	No
290	GOM_NL__2PRFIN20051207_223107_000000222043_00130_19723_9176.N1	07-DEC-2005 22:31:07	Dark	22.000	2	Alp Car	-0.73600	7000.0	44	19723	No
291	GOM_NL__2PRFIN20051207_224442_000000442043_00130_19723_9177.N1	07-DEC-2005 22:44:42	Straylight	44.000	165	34Gam Eri	2.9500	3200.0	88	19723	No
292	GOM_NL__2PRFIN20051207_225006_000000472043_00130_19723_9178.N1	07-DEC-2005 22:50:06	Twilight_stray	46.500	94	92Alp Cet	2.5260	3100.0	93	19723	No
293	GOM_NL__2PRFIN20051207_225530_000000362043_00130_19723_9179.N1	07-DEC-2005 22:55:30	Bright	36.000	146	25Eta Tau	2.8730	15200.	72	19723	No
294	GOM_NL__2PRFIN20051207_225746_000000212043_00130_19723_9180.N1	07-DEC-2005 22:57:46	Twilight_stray	21.000	150	44Zet Per	2.8900	28000.	42	19723	No
295	GOM_NL__2PRFIN20051207_225916_000000362043_00130_19723_9181.N1	07-DEC-2005 22:59:16	Bright	35.500	173	4Bet Tri	3.0040	8900.0	71	19723	No
296	GOM_NL__2PRFIN20051207_230119_000000372043_00130_19723_9182.N1	07-DEC-2005 23:01:19	Bright	37.000	73	57Gam1And	2.2600	13100.	74	19723	No
297	GOM_NL__2PRFIN20051207_230246_000000362043_00130_19723_9183.N1	07-DEC-2005 23:02:46	Bright	36.000	35	33Alp Per	1.7950	6250.0	72	19723	No
298	GOM_NL__2PRFIN20051207_230633_000000352043_00130_19723_9184.N1	07-DEC-2005 23:06:33	Bright	35.000	110	37Del Cas	2.6780	8900.0	70	19723	No
299	GOM_NL__2PRFIN20051207_231353_000000332043_00130_19723_9185.N1	07-DEC-2005 23:13:53	Bright	33.000	49	1Alp UMi	1.9900	6300.0	66	19723	No
300	GOM_NL__2PRFIN20051207_231836_000000382043_00130_19723_9186.N1	07-DEC-2005 23:18:36	Bright	37.500	60	7Bet UMi	2.0810	3950.0	75	19723	No
301	GOM_NL__2PRFIN20051207_232132_000000352043_00130_19723_9187.N1	07-DEC-2005 23:21:32	Bright	34.500	119	14Eta Dra	2.7270	4700.0	69	19723	No
302	GOM_NL__2PRFIN20051207_232857_000000342043_00130_19723_9188.N1	07-DEC-2005 23:28:57	Bright	34.000	180	27Gam Boo	3.0400	8000.0	68	19723	No
303	GOM_NL__2PRFIN20051207_233202_000000342043_00130_19723_9189.N1	07-DEC-2005 23:32:02	Bright	33.500	83		2.3780	11000.	67	19723	No
304	GOM_NL__2PRFIN20051207_233437_000000352043_00130_19723_9190.N1	07-DEC-2005 23:34:37	Bright	35.000	3	16Alp Boo	-0.050000	4250.0	70	19723	No
305	GOM_NL__2PRFIN20051207_235117_000000402043_00130_19723_9191.N1	07-DEC-2005 23:51:17	Dark	39.500	123	lot Cen	2.7500	10200.	79	19723	No
306	GOM_NL__2PRFIN20051207_235627_000000402043_00130_19723_9192.N1	07-DEC-2005 23:56:27	Dark	39.500	10	Bet Cen	0.61000	28000.	79	19723	No

3. Quality information per product

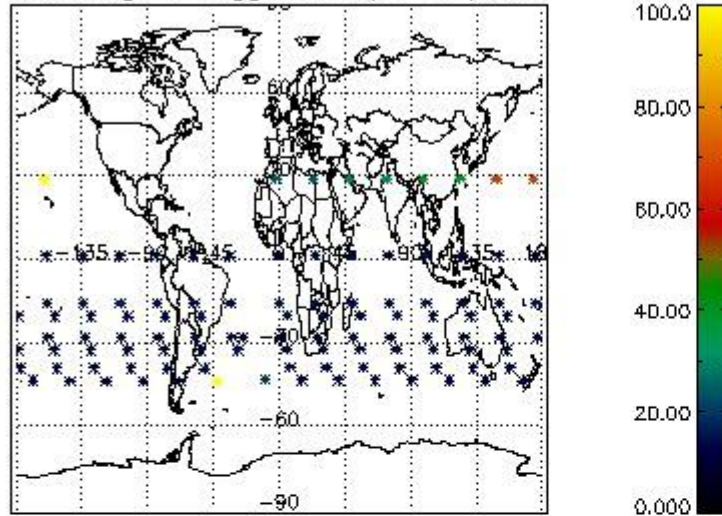
In this section it is plotted some information contained in the Quality Summary data set of the level 2 products. Only products in dark limb conditions and without errors (error flag in the MPH set to "0") are used.

3.1 Plot quality information per product (time dependant)

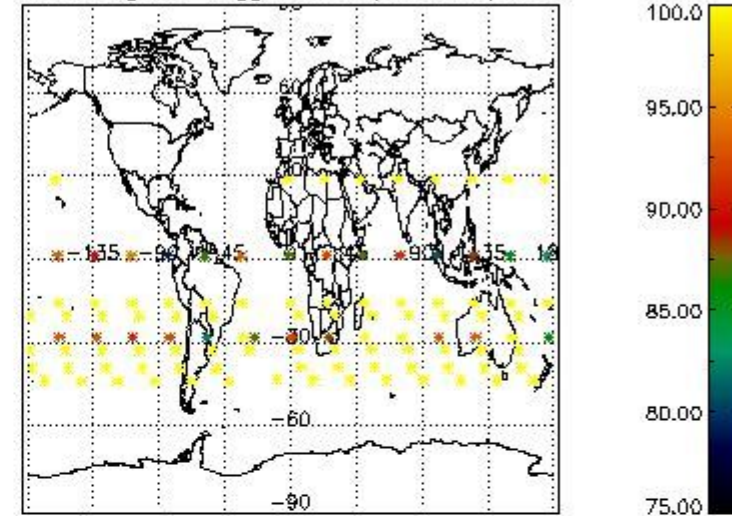


3.2 Plot quality information per product (world map)

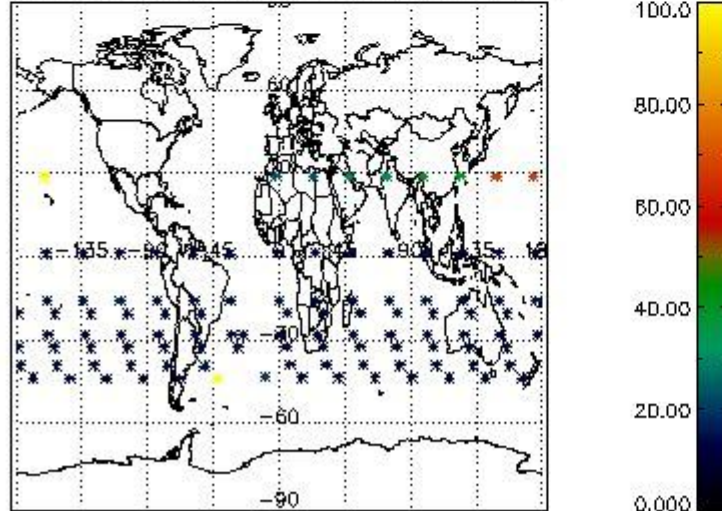
Percentage of flagged data per O3 profile



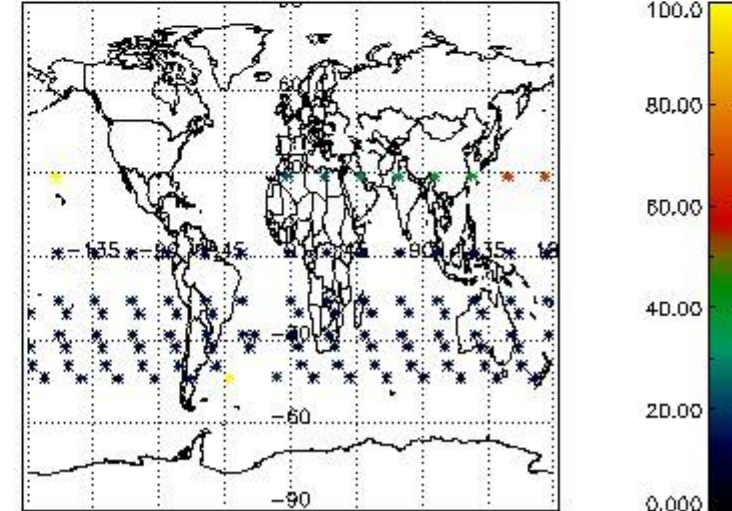
Percentage of flagged data per H2O profile



Percentage of flagged data per NO2 profile



Percentage of flagged data per NO3 profile

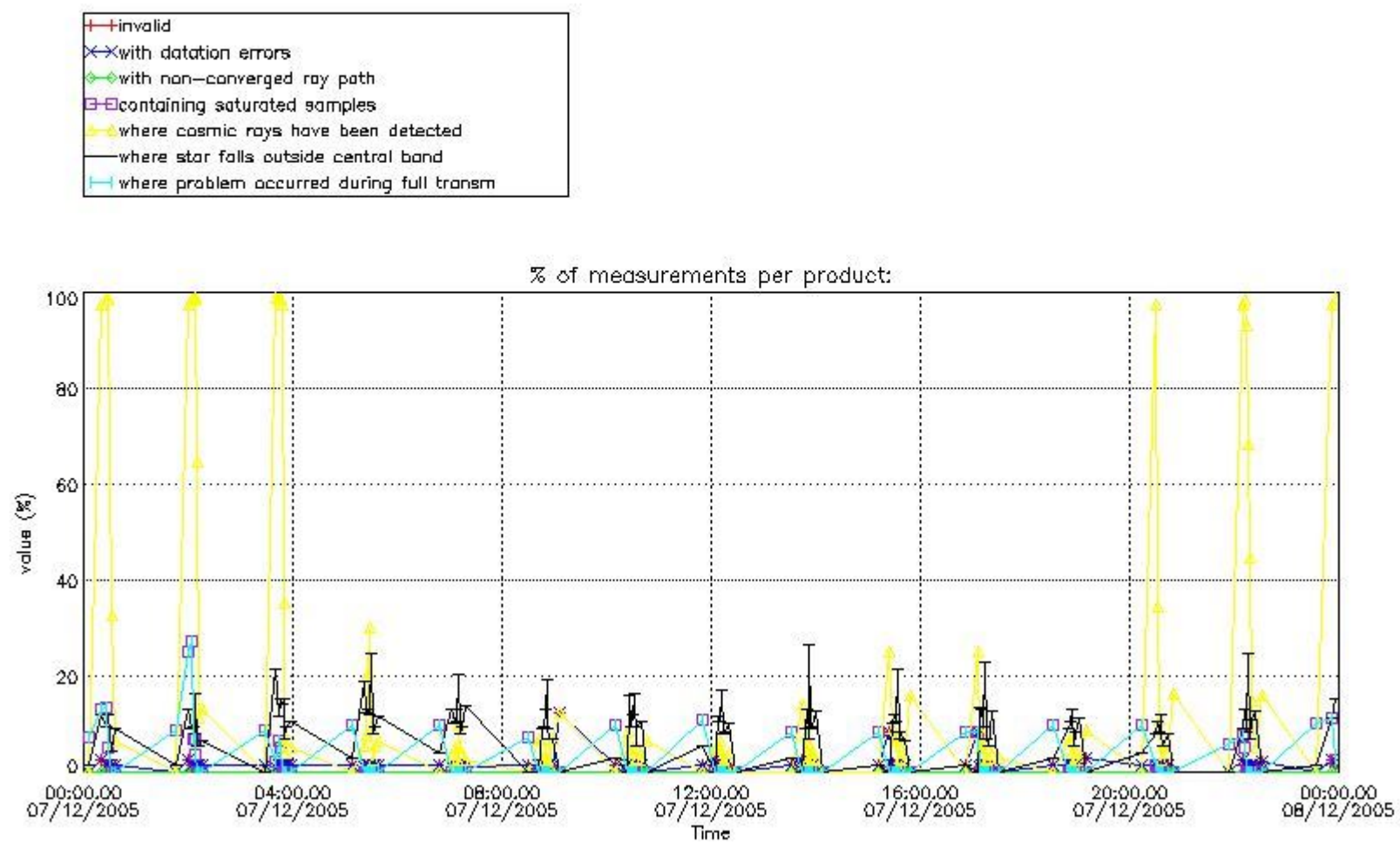


4. Level 1 quality information per product

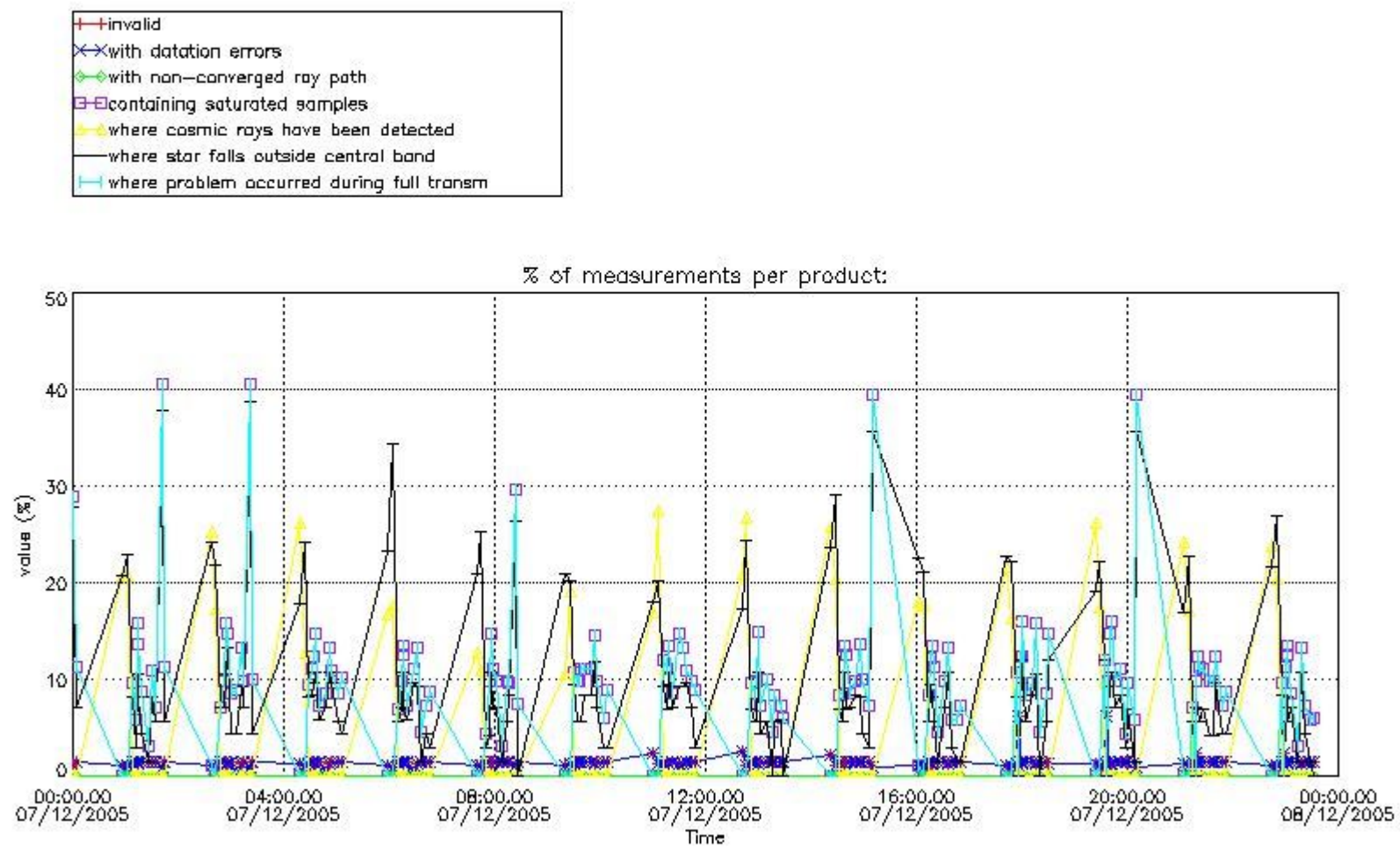
In this section it is plotted some information contained in the Quality Summary data set of the level 2 products that comes from the level 1b processing. Products without errors (error flag in the MPH set to "0") are used.

4.1 Plot quality information per product (time dependant) coming from level 1b processing

4.1.1 Plot level 1 quality information per product (time dependant): ENVISAT ASCENDING passes



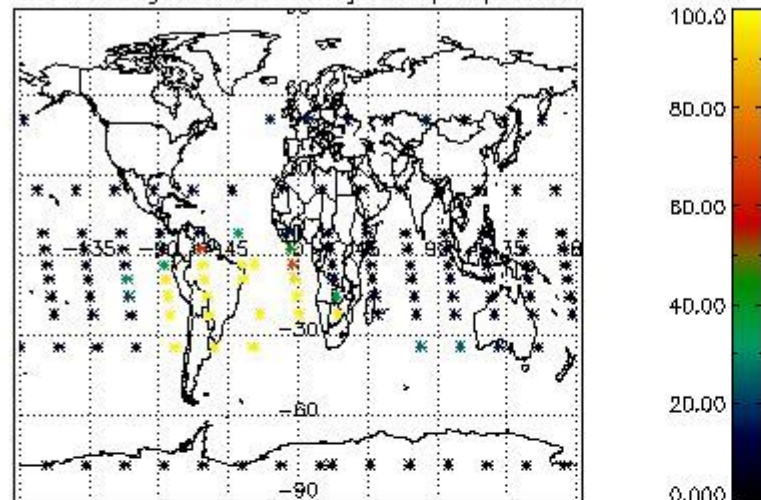
4.1.2 Plot level 1 quality information per product (time dependant): ENVISAT DESCENDING passes



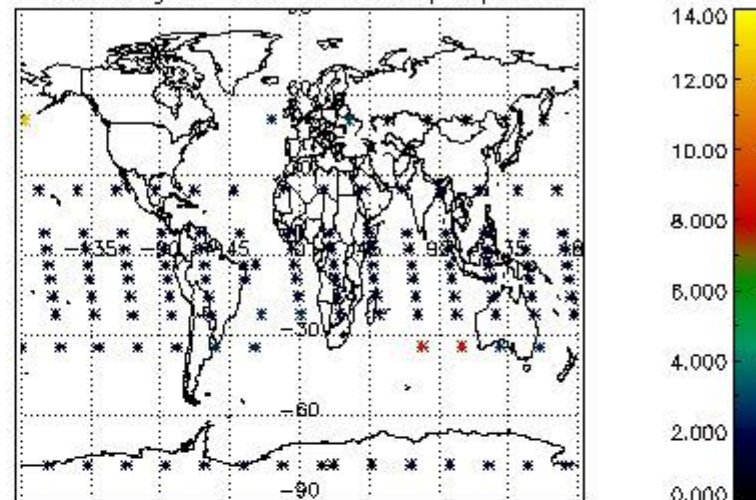
4.2 Plot quality information per product coming from level 1b processing (world map)

4.2.1 Plot level 1 quality information per product (world map): ENVISAT ASCENDING passes

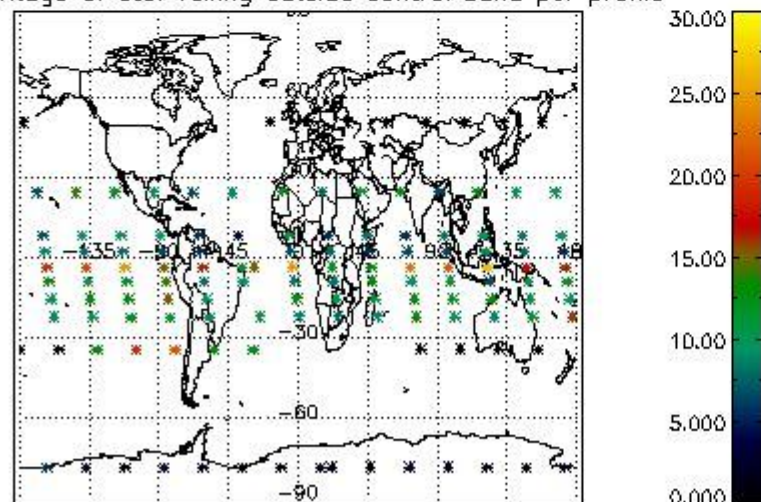
Percentage of cosmic ray hits per profile



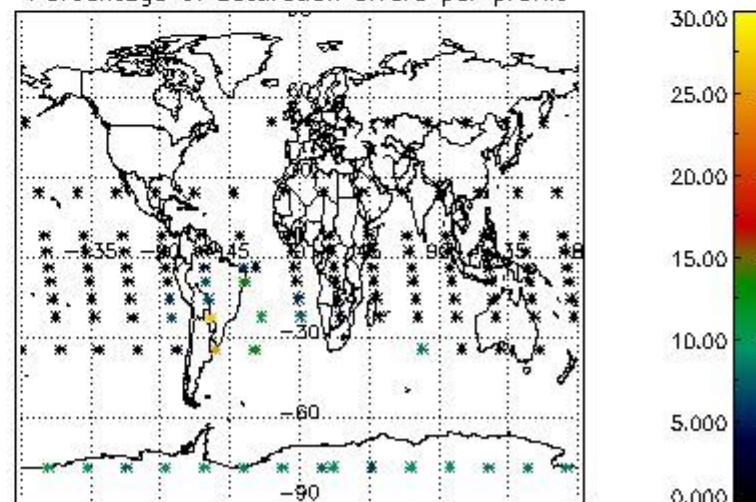
Percentage of datation errors per profile



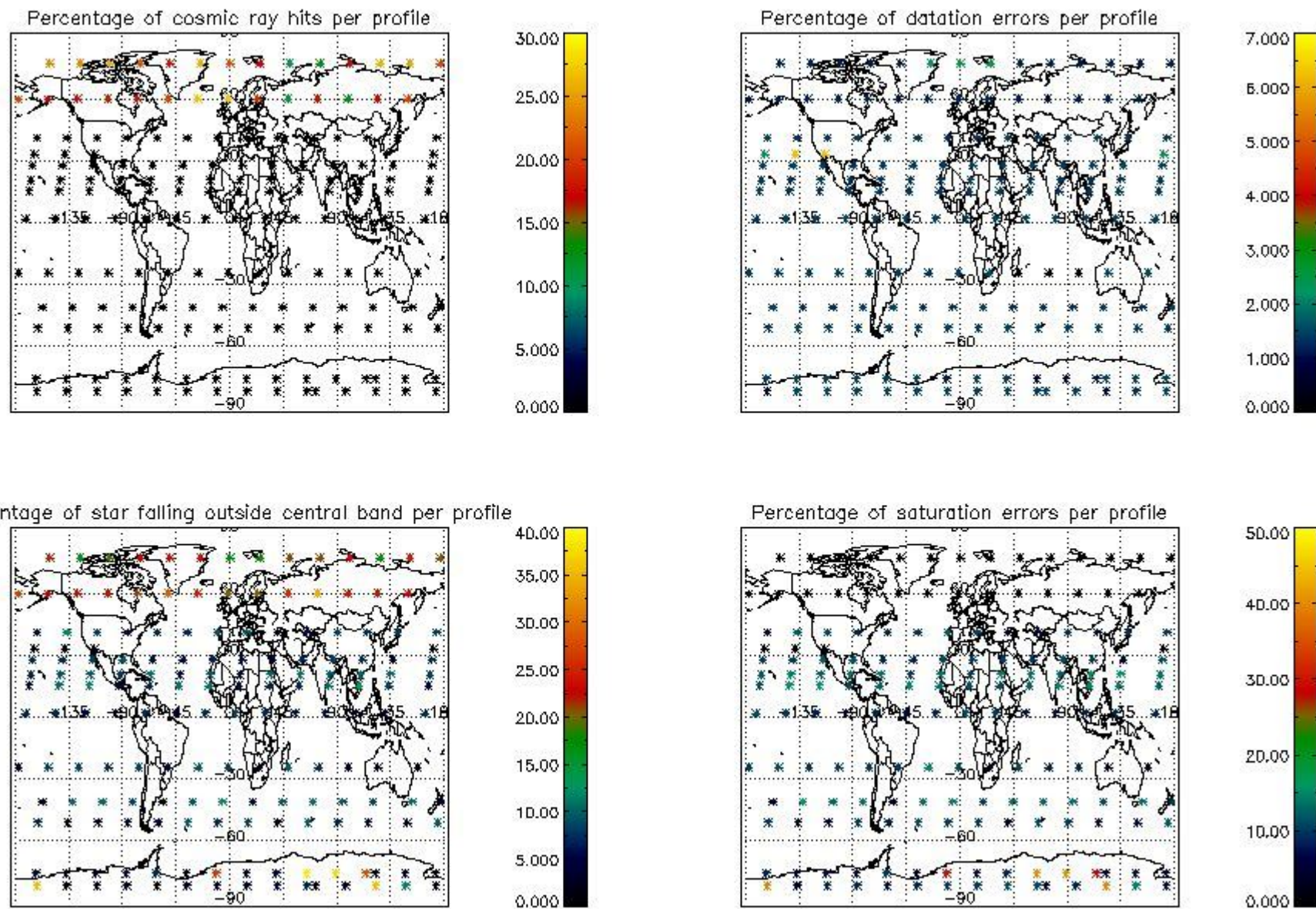
Percentage of star falling outside central band per profile



Percentage of saturation errors per profile



4.2.2 Plot level 1 quality information per product (world map): ENVISAT DESCENDING passes



5. Trace gas profiles

5.1 Ozone statistics based on quality of products

The final quality of the products can be "measured" using the STD (Standard Deviation) attached to every point profile. This information is written to the parameter GOM_NL__2P/NL_LOCAL_SPECIES_DENSITY/o3_std of the level 2 products. The table below shows the statistics for given STD ranges.

The statistics are given with respect to the overall valid production:

- Products without fatal errors: GOM_NL__2P/MPH/PRODUCT_ERR=0
- Valid point profile: GOM_NL__2P/NL_LOCAL_SPECIES_DENSITY/pcd(0)=0

The 'Criteria' is applied to valid points of dark limb products:

- Products in dark limb illumination condition: GOM_NL__2P/NL_SUMMARY_QUALITY/obs_ill_cond=0
- Products without fatal errors: GOM_NL__2P/MPH/PRODUCT_ERR=0
- Valid point profile: GOM_NL__2P/NL_LOCAL_SPECIES_DENSITY/pcd(0)=0

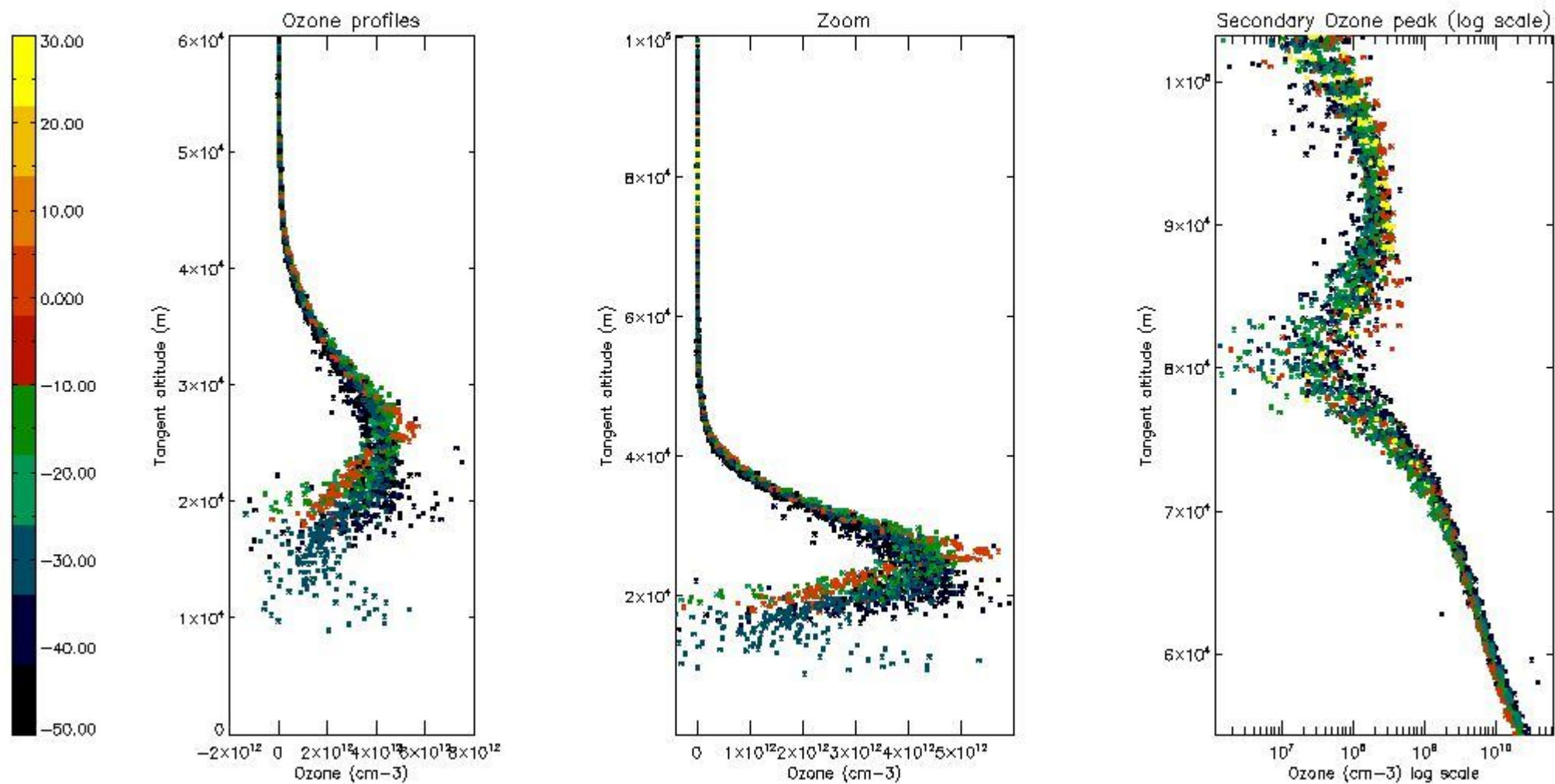
So, the table below shows the percentage of dark limb and valid observations for each criteria with respect to the overall valid daily observations.

Criteria	% of total production
All STD	35
STD < 20	23

STD < 10	19
STD < 5	13

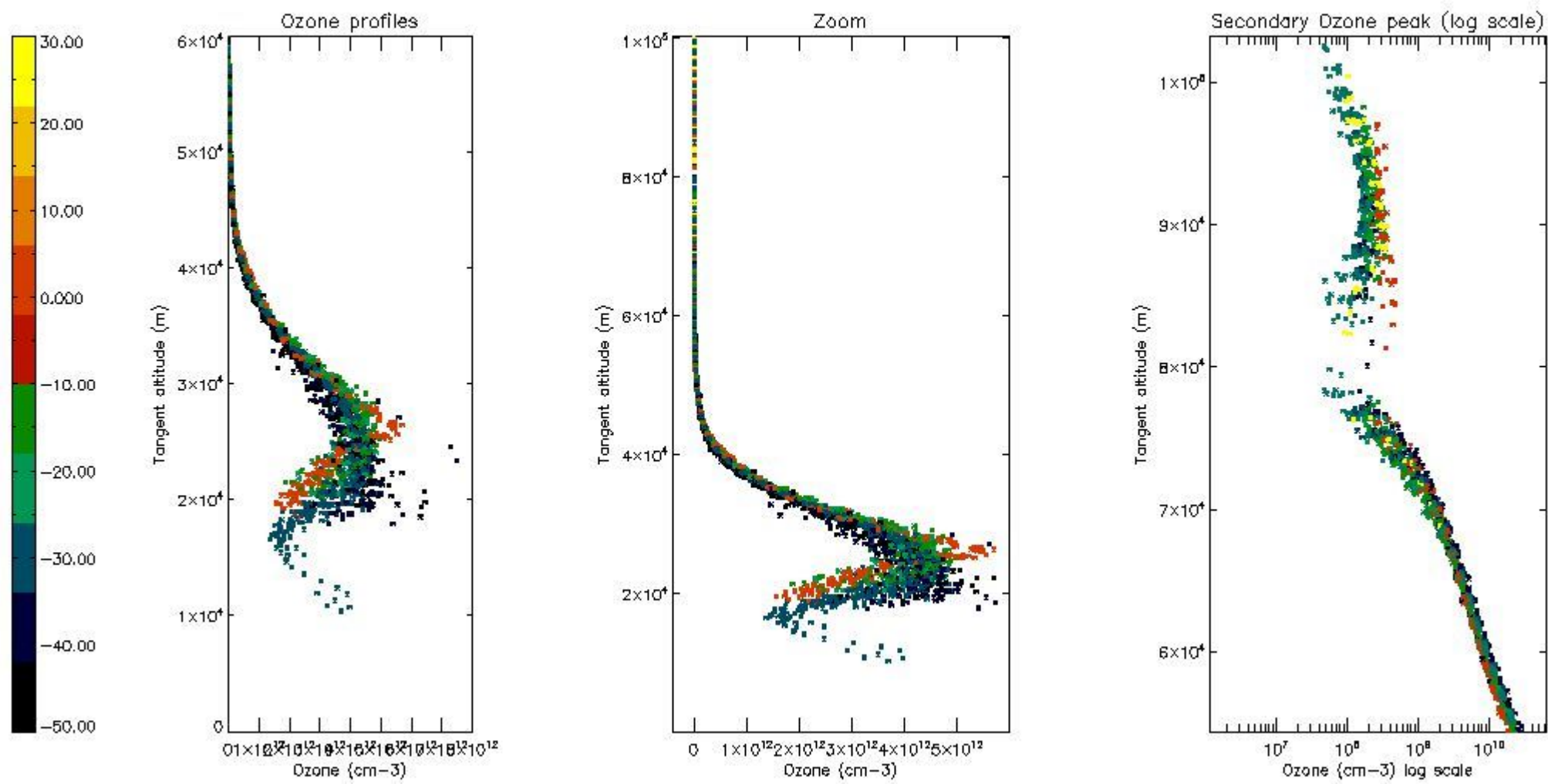
5.2 Plot ozone profiles for all STD (dark without errors)

The colorbar represents the latitude.



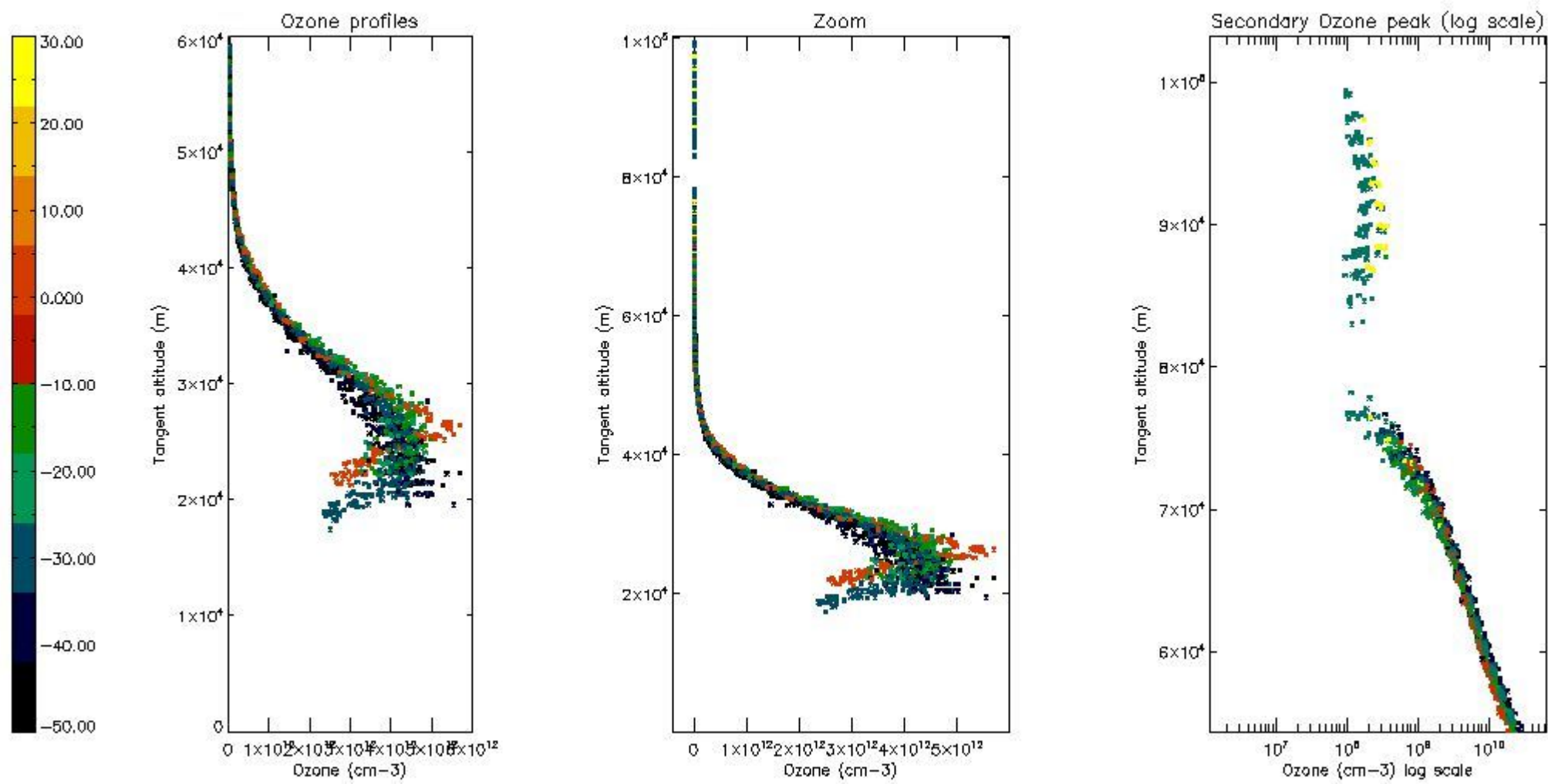
5.3 Plot ozone profiles where STD < 20% (dark without errors)

The colorbar represents the latitude.



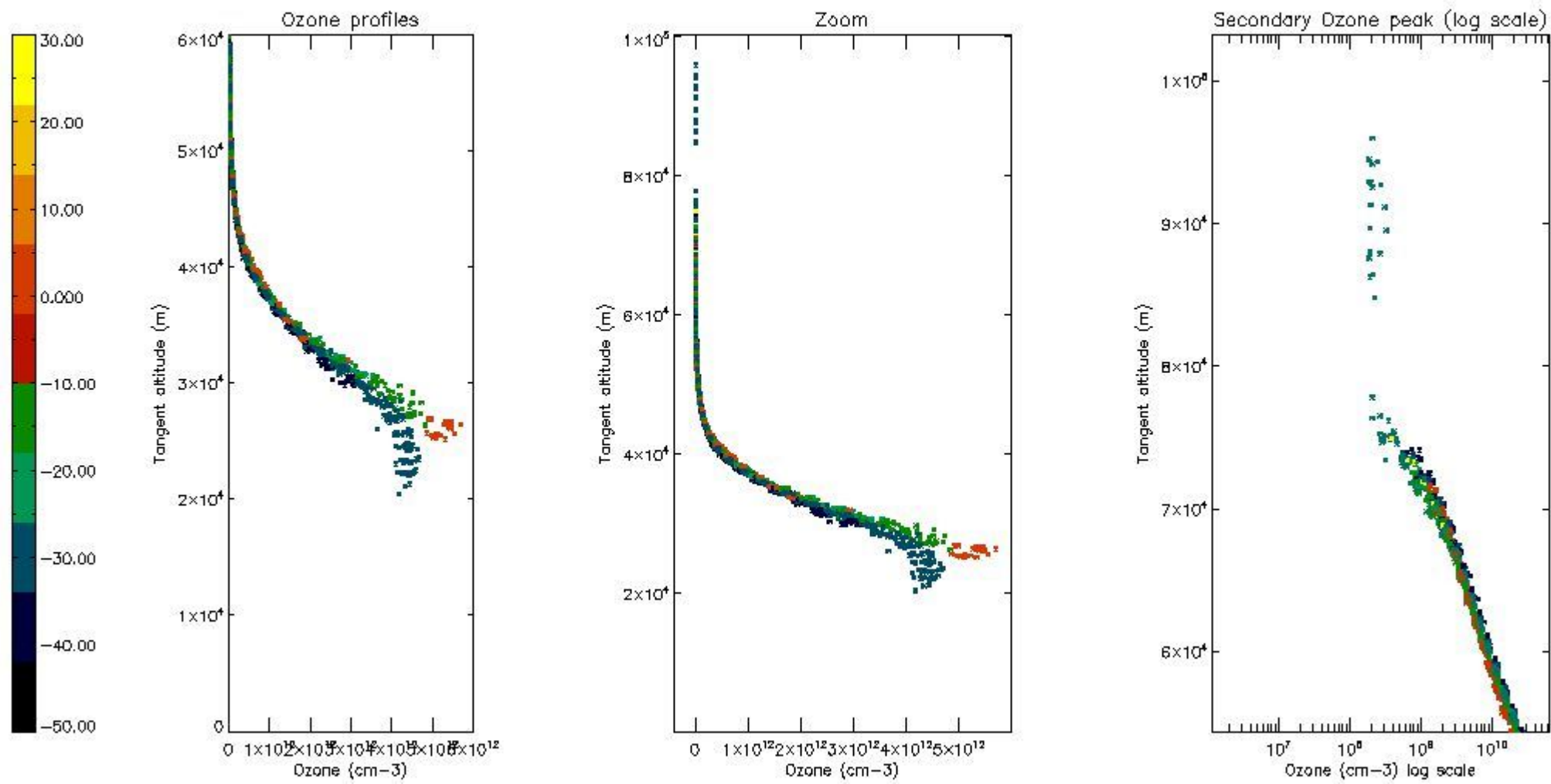
5.4 Plot ozone profiles where STD < 10% (dark without errors)

The colorbar represents the latitude.



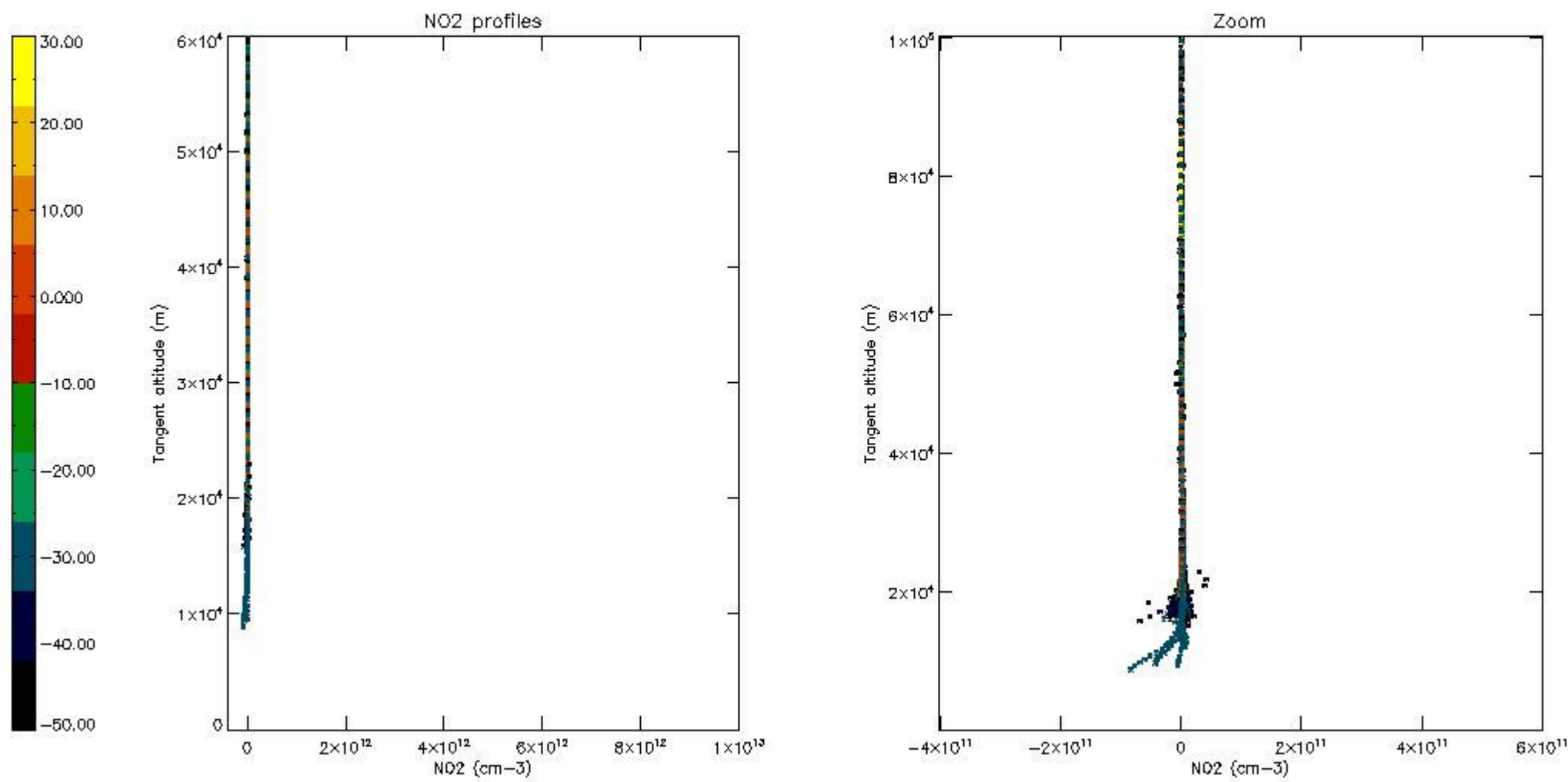
5.5 Plot ozone profiles where STD < 5% (dark without errors)

The colorbar represents the latitude.



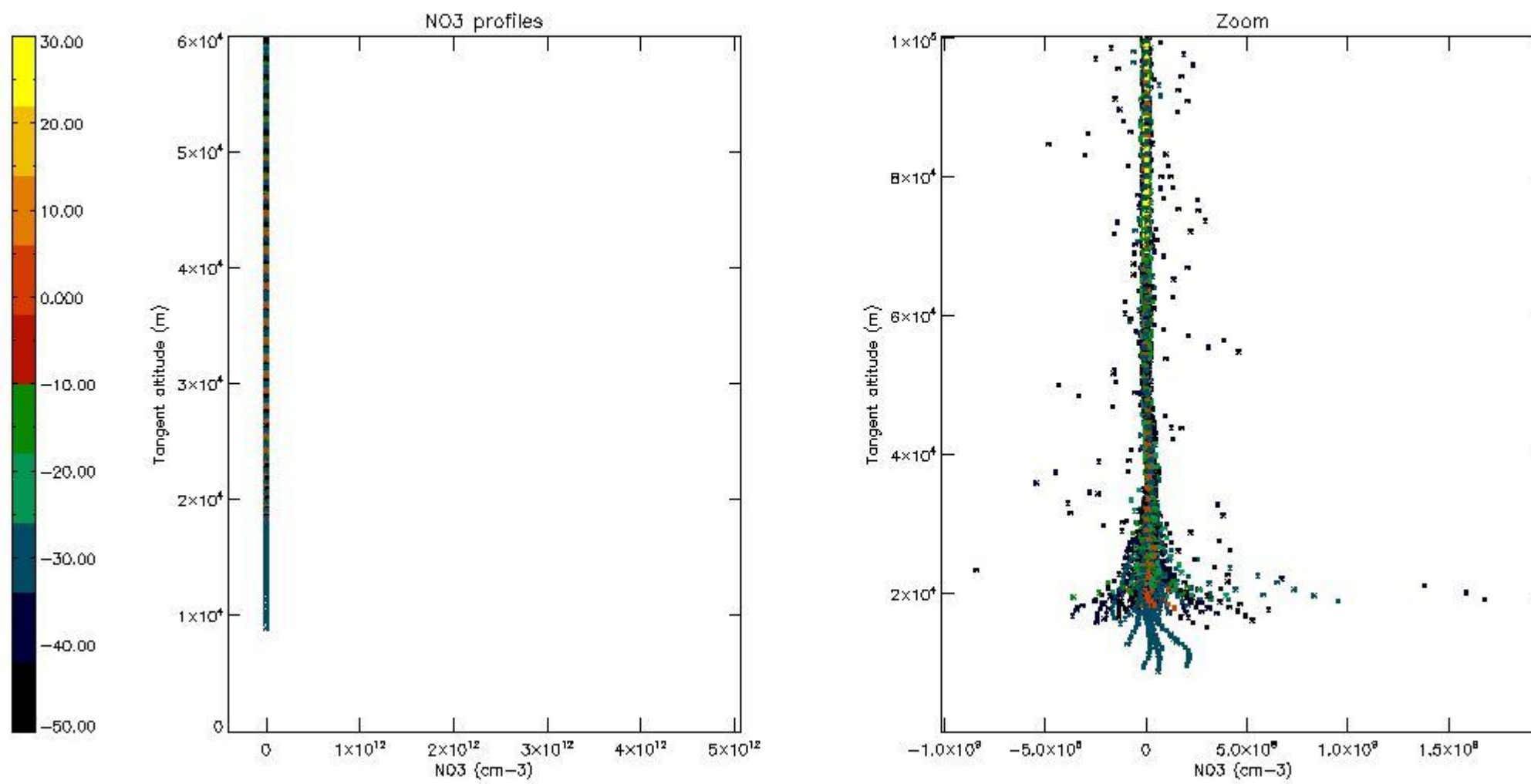
5.6 Plot NO₂ profiles for all STD (dark without errors)

The colorbar represents the latitude.



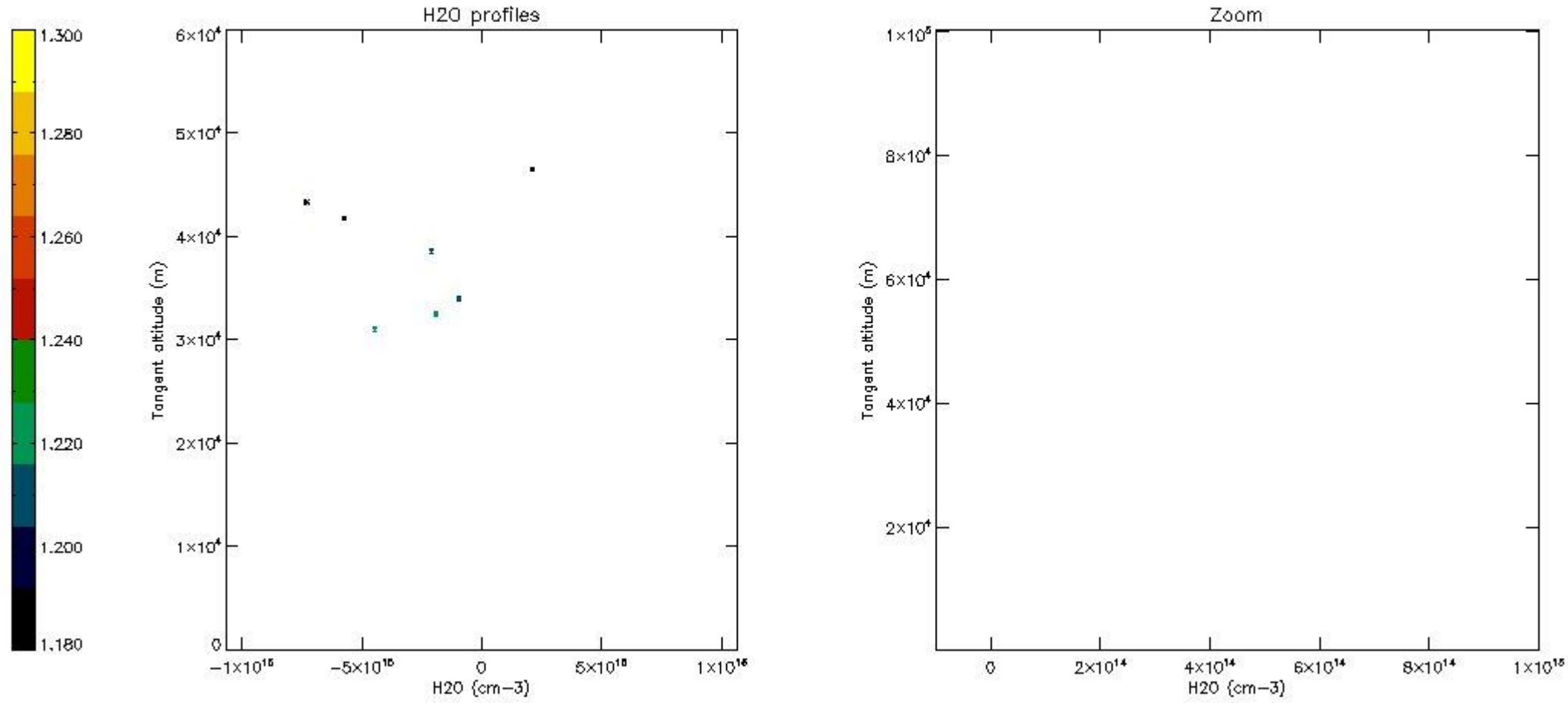
5.7 Plot NO3 profiles for all STD (dark without errors)

The colorbar represents the latitude.



5.8 Plot H2O profiles for all STD (only for occultations of stars 1,2,3,4,13,14,16,26,63 dark without errors)

The colorbar represents the latitude.



6. Auxiliary Data Files used for the production reported in section 2

The number reported in the third column indicates since which file (see list in section 2) the corresponding auxiliary file has been used. The fourth column is the date of those product files.

Type	Auxiliary Filename	Used since product	Used since product date
INST_PHYS_CHARACTERISTICS	GOM_INS_AXVIEC20091111_143220_20030716_120000_20500101_000000	1	07-DEC-2005 00:00:33
LEVEL-2_PROC_CONFIG	GOM_PR2_AXVIEC20091111_152718_20020301_000000_20500101_000000	1	07-DEC-2005 00:00:33
CROSS_SECTIONS_FILE	GOM_CRS_AXVIEC20091111_154832_20020301_000000_20500101_000000	1	07-DEC-2005 00:00:33

GOMOS Level 2 Daily Report

SUMMARY

[1. General Info](#)

[2. Summary of processed GOM_NL_2P products](#)

[3. Level 2 Quality information per product](#)

[3.1 Plot of level 2 quality information per product \(time dependant\)](#)

[3.2 Plot of level 2 quality information per product \(world map\)](#)

[4. Level 1 Quality information per product \(stored on level 2 products\)](#)

[4.1 Plot of level 1 quality information per product \(time dependant\)](#)

[4.1.1 Plot of level 1 quality information per product \(time dependant\): ASCENDING](#)

[4.1.2 Plot of level 1 quality information per product \(time dependant\): DESCENDING](#)

[4.2 Plot of level 1 quality information per product \(world map\)](#)

[4.2.1 Plot of level 1 quality information per product \(world map\): ASCENDING](#)

[4.2.2 Plot of level 1 quality information per product \(world map\): DESCENDING](#)

[5. Ozone profiles based on quality statistics and other trace gas profiles](#)

[5.1 Ozone statistics based on quality of products](#)

[5.2 Plot ozone profiles for all STD \(dark without errors\)](#)

[5.3 Plot ozone profiles where STD < 20% \(dark without errors\)](#)

[5.4. Plot ozone profiles where STD < 10% \(dark without errors\)](#)

[5.5. Plot ozone profiles where STD < 5% \(dark without errors\)](#)

[5.6 Plot NO2 profiles for all STD \(dark without errors\)](#)

[5.7 Plot NO3 profiles for all STD \(dark without errors\)](#)

[5.8 Plot H2O profiles \(only for occultations of stars 1,2,3,4,13,14,16,26,63 dark without errors\) for all STD](#)

[6. Auxiliary Data Files used for the production reported in section 2](#)

This report presents the daily analysis on parameters extracted from GOMOS level 2 data (GOM_NL__2P). It is intended to monitor some important parameters that will impact the quality of these products. A list of level 2 products (and content) that have arrived during the reporting day to the PCF is also given.

Item	Value
Time of report generation	18APR2013 13:02:52
Data source version	GOMOS/6.01
Start time of products	07-12-2005 (07DEC2005 00:00:00)
Stop time of products	08-12-2005 (08DEC2005 00:00:00)
Store outputs in DB	Yes
Nb of level 2 prods	306
Nb of prods with errors	0

2. Summary of processed GOM_NL__2P products.

Nr	Filename	UTC Start time	Limb	Duration	Star Id	Star Name	Star Mag	Star Temp	Nb Meas	Orbit	Prod. error
1	GOM_NL__2PRFIN20051207_000033_000000452043_00116_19709_9163.N1	07-DEC-2005 00:00:33	Bright	45.000	180	27Gam Boo	3.0400	8000.0	90	19709	No
2	GOM_NL__2PRFIN20051207_000337_000000362043_00116_19709_9164.N1	07-DEC-2005 00:03:37	Bright	35.500	83		2.3780	11000.	71	19709	No
3	GOM_NL__2PRFIN20051207_000611_000000342043_00116_19709_9165.N1	07-DEC-2005 00:06:11	Bright	34.000	3	16Alp Boo	-0.050000	4250.0	68	19709	No
4	GOM_NL__2PRFIN20051207_001922_000000422043_00116_19709_9166.N1	07-DEC-2005 00:19:22	Twilight	41.500	169	46Gam Hya	2.9910	4700.0	83	19709	No
5	GOM_NL__2PRFIN20051207_002633_000000372043_00116_19709_9167.N1	07-DEC-2005 00:26:33	Dark	37.000	77	Eps Cen	2.3030	28000.	74	19709	No
6	GOM_NL__2PRFIN20051207_002802_000000382043_00116_19709_9168.N1	07-DEC-2005 00:28:02	Dark	38.000	10	Bet Cen	0.61000	28000.	76	19709	No
7	GOM_NL__2PRFIN20051207_003120_000000352043_00117_19710_9150.N1	07-DEC-2005 00:31:20	Dark	35.000	112	Alp Mus	2.6880	26000.	70	19710	No
8	GOM_NL__2PRFIN20051207_003551_000000382043_00117_19710_9151.N1	07-DEC-2005 00:35:51	Dark	38.000	29	Bet Car	1.6720	10200.	76	19710	No
9	GOM_NL__2PRFIN20051207_005654_000000442043_00117_19710_9152.N1	07-DEC-2005 00:56:54	Straylight	43.500	165	34Gam Eri	2.9500	3200.0	87	19710	No
10	GOM_NL__2PRFIN20051207_010217_000000442043_00117_19710_9153.N1	07-DEC-2005 01:02:17	Twilight	43.500	94	92Alp Cet	2.5260	3100.0	87	19710	No
11	GOM_NL__2PRFIN20051207_010744_000000372043_00117_19710_9154.N1	07-DEC-2005 01:07:44	Bright	36.500	146	25Eta Tau	2.8730	15200.	73	19710	No
12	GOM_NL__2PRFIN20051207_011125_000000342043_00117_19710_9155.N1	07-DEC-2005 01:11:25	Bright	34.000	173	4Bet Tri	3.0040	8900.0	68	19710	No
13	GOM_NL__2PRFIN20051207_011328_000000382043_00117_19710_9156.N1	07-DEC-2005 01:13:28	Bright	38.000	73	57Gam1And	2.2600	13100.	76	19710	No
14	GOM_NL__2PRFIN20051207_011459_000000372043_00117_19710_9157.N1	07-DEC-2005 01:14:59	Bright	36.500	35	33Alp Per	1.7950	6250.0	73	19710	No
15	GOM_NL__2PRFIN20051207_011843_000000352043_00117_19710_9158.N1	07-DEC-2005 01:18:43	Bright	34.500	110	37Del Cas	2.6780	8900.0	69	19710	No
16	GOM_NL__2PRFIN20051207_012606_000000332043_00117_19710_9159.N1	07-DEC-2005 01:26:06	Bright	32.500	49	1Alp UMi	1.9900	6300.0	65	19710	No
17	GOM_NL__2PRFIN20051207_013049_000000372043_00117_19710_9160.N1	07-DEC-2005 01:30:49	Bright	36.500	60	7Bet UMi	2.0810	3950.0	73	19710	No
18	GOM_NL__2PRFIN20051207_013342_000000352043_00117_19710_9161.N1	07-DEC-2005 01:33:42	Bright	35.000	119	14Eta Dra	2.7270	4700.0	70	19710	No
19	GOM_NL__2PRFIN20051207_014108_000000532043_00117_19710_9162.N1	07-DEC-2005 01:41:08	Bright	53.000	180	27Gam Boo	3.0400	8000.0	106	19710	No
20	GOM_NL__2PRFIN20051207_014413_000000362043_00117_19710_9163.N1	07-DEC-2005 01:44:13	Bright	35.500	83		2.3780	11000.	71	19710	No
21	GOM_NL__2PRFIN20051207_014647_000000352043_00117_19710_9164.N1	07-DEC-2005 01:46:47	Bright	34.500	3	16Alp Boo	-0.050000	4250.0	69	19710	No
22	GOM_NL__2PRFIN20051207_015958_000000422043_00117_19710_9165.N1	07-DEC-2005 01:59:58	Twilight	42.000	169	46Gam Hya	2.9910	4700.0	84	19710	No
23	GOM_NL__2PRFIN20051207_020323_000000392043_00117_19710_9166.N1	07-DEC-2005 02:03:23	Dark	38.500	123	Iot Cen	2.7500	10200.	77	19710	No
24	GOM_NL__2PRFIN20051207_020518_000000372043_00117_19710_9167.N1	07-DEC-2005 02:05:18	Dark	37.000	95	Zet Cen	2.5450	26000.	74	19710	No
25	GOM_NL__2PRFIN20051207_020709_000000372043_00117_19710_9168.N1	07-DEC-2005 02:07:09	Dark	37.000	77	Eps Cen	2.3030	28000.	74	19710	No
26	GOM_NL__2PRFIN20051207_020838_000000402043_00117_19710_9169.N1	07-DEC-2005 02:08:38	Dark	40.000	10	Bet Cen	0.61000	28000.	80	19710	No
27	GOM_NL__2PRFIN20051207_021016_000000372043_00118_19711_9150.N1	07-DEC-2005 02:10:16	Dark	37.000	129	Del Cru	2.7930	26000.	74	19711	No
28	GOM_NL__2PRFIN20051207_021156_000000362043_00118_19711_9151.N1	07-DEC-2005 02:11:56	Dark	35.500	112	Alp Mus	2.6880	26000.	71	19711	No
29	GOM_NL__2PRFIN20051207_021628_000000382043_00118_19711_9152.N1	07-DEC-2005 02:16:28	Dark	38.000	29	Bet Car	1.6720	10200.	76	19711	No
30	GOM_NL__2PRFIN20051207_023730_000000462043_00118_19711_9153.N1	07-DEC-2005 02:37:30	Straylight	45.500	165	34Gam Eri	2.9500	3200.0	91	19711	No
31	GOM_NL__2PRFIN20051207_024253_000000442043_00118_19711_9154.N1	07-DEC-2005 02:42:53	Twilight	43.500	94	92Alp Cet	2.5260	3100.0	87	19711	No
32	GOM_NL__2PRFIN20051207_024820_000000362043_00118_19711_9155.N1	07-DEC-2005 02:48:20	Bright	35.500	146	25Eta Tau	2.8730	15200.	71	19711	No
33	GOM_NL__2PRFIN20051207_025201_000000362043_00118_19711_9156.N1	07-DEC-2005 02:52:01	Bright	35.500	173	4Bet Tri	3.0040	8900.0	71	19711	No
34	GOM_NL__2PRFIN20051207_025404_000000382043_00118_19711_9157.N1	07-DEC-2005 02:54:04	Bright	38.000	73	57Gam1And	2.2600	13100.	76	19711	No
35	GOM_NL__2PRFIN20051207_025535_000000382043_00118_19711_9158.N1	07-DEC-2005 02:55:35	Bright	37.500	35	33Alp Per	1.7950	6250.0	75	19711	No
36	GOM_NL__2PRFIN20051207_025919_000000352043_00118_19711_9159.N1	07-DEC-2005 02:59:19	Bright	35.000	110	37Del Cas	2.6780	8900.0	70	19711	No
37	GOM_NL__2PRFIN20051207_030642_000000342043_00118_19711_9160.N1	07-DEC-2005 03:06:42	Bright	34.000	49	1Alp UMi	1.9900	6300.0	68	19711	No
38	GOM_NL__2PRFIN20051207_031125_000000382043_00118_19711_9161.N1	07-DEC-2005 03:11:25	Bright	37.500	60	7Bet UMi	2.0810	3950.0	75	19711	No
39	GOM_NL__2PRFIN20051207_031418_000000362043_00118_19711_9162.N1	07-DEC-2005 03:14:18	Bright	35.500	119	14Eta Dra	2.7270	4700.0	71	19711	No
40	GOM_NL__2PRFIN20051207_032145_000000532043_00118_19711_9163.N1	07-DEC-2005 03:21:45	Bright	53.000	180	27Gam Boo	3.0400	8000.0	106	19711	No
41	GOM_NL__2PRFIN20051207_032449_000000352043_00118_19711_9164.N1	07-DEC-2005 03:24:49	Bright	35.000	83		2.3780	11000.	70	19711	No
42	GOM_NL__2PRFIN20051207_032723_000000352043_00118_19711_9165.N1	07-DEC-2005 03:27:23	Bright	35.000	3	16Alp Boo	-0.050000	4250.0	70	19711	No

43	GOM_NL__2PRFIN20051207_034035_000000472043_00118_19711_9166.N1	07-DEC-2005 03:40:35	Twilight	46.500	169	46Gam Hya	2.9910	4700.0	93	19711	No
44	GOM_NL__2PRFIN20051207_034400_000000392043_00118_19711_9167.N1	07-DEC-2005 03:44:00	Dark	39.000	123	lot Cen	2.7500	10200.	78	19711	No
45	GOM_NL__2PRFIN20051207_034554_000000392043_00118_19711_9168.N1	07-DEC-2005 03:45:54	Dark	39.000	95	Zet Cen	2.5450	26000.	78	19711	No
46	GOM_NL__2PRFIN20051207_034746_000000392043_00118_19711_9169.N1	07-DEC-2005 03:47:46	Dark	39.000	77	Eps Cen	2.3030	28000.	78	19711	No
47	GOM_NL__2PRFIN20051207_034914_000000402043_00118_19711_9170.N1	07-DEC-2005 03:49:14	Dark	39.500	10	Bet Cen	0.61000	28000.	79	19711	No
48	GOM_NL__2PRFIN20051207_035053_000000372043_00119_19712_9150.N1	07-DEC-2005 03:50:53	Dark	37.000	129	Del Cru	2.7930	26000.	74	19712	No
49	GOM_NL__2PRFIN20051207_035233_000000372043_00119_19712_9151.N1	07-DEC-2005 03:52:33	Dark	37.000	112	Alp Mus	2.6880	26000.	74	19712	No
50	GOM_NL__2PRFIN20051207_035704_000000392043_00119_19712_9152.N1	07-DEC-2005 03:57:04	Dark	38.500	29	Bet Car	1.6720	10200.	77	19712	No
51	GOM_NL__2PRFIN20051207_041806_000000422043_00119_19712_9153.N1	07-DEC-2005 04:18:06	Straylight	42.000	165	34Gam Eri	2.9500	3200.0	84	19712	No
52	GOM_NL__2PRFIN20051207_042329_000000442043_00119_19712_9154.N1	07-DEC-2005 04:23:29	Twilight	43.500	94	92Alp Cet	2.5260	3100.0	87	19712	No
53	GOM_NL__2PRFIN20051207_042856_000000372043_00119_19712_9155.N1	07-DEC-2005 04:28:56	Bright	37.000	146	25Eta Tau	2.8730	15200.	74	19712	No
54	GOM_NL__2PRFIN20051207_043238_000000362043_00119_19712_9156.N1	07-DEC-2005 04:32:38	Bright	36.000	173	4Bet Tri	3.0040	8900.0	72	19712	No
55	GOM_NL__2PRFIN20051207_043440_000000372043_00119_19712_9157.N1	07-DEC-2005 04:34:40	Bright	36.500	73	57Gam1And	2.2600	13100.	73	19712	No
56	GOM_NL__2PRFIN20051207_043611_000000382043_00119_19712_9158.N1	07-DEC-2005 04:36:11	Bright	37.500	35	33Alp Per	1.7950	6250.0	75	19712	No
57	GOM_NL__2PRFIN20051207_043955_000000352043_00119_19712_9159.N1	07-DEC-2005 04:39:55	Bright	34.500	110	37Del Cas	2.6780	8900.0	69	19712	No
58	GOM_NL__2PRFIN20051207_044718_000000352043_00119_19712_9160.N1	07-DEC-2005 04:47:18	Bright	35.000	49	1Alp UMi	1.9900	6300.0	70	19712	No
59	GOM_NL__2PRFIN20051207_045201_000000382043_00119_19712_9161.N1	07-DEC-2005 04:52:01	Bright	37.500	60	7Bet UMi	2.0810	3950.0	75	19712	No
60	GOM_NL__2PRFIN20051207_045454_000000372043_00119_19712_9162.N1	07-DEC-2005 04:54:54	Bright	36.500	119	14Eta Dra	2.7270	4700.0	73	19712	No
61	GOM_NL__2PRFIN20051207_050221_000000352043_00119_19712_9163.N1	07-DEC-2005 05:02:21	Bright	35.000	180	27Gam Boo	3.0400	8000.0	70	19712	No
62	GOM_NL__2PRFIN20051207_050525_000000352043_00119_19712_9164.N1	07-DEC-2005 05:05:25	Bright	34.500	83		2.3780	11000.	69	19712	No
63	GOM_NL__2PRFIN20051207_050800_000000362043_00119_19712_9165.N1	07-DEC-2005 05:08:00	Bright	35.500	3	16Alp Boo	-0.050000	4250.0	71	19712	No
64	GOM_NL__2PRFIN20051207_052111_000000452043_00119_19712_9166.N1	07-DEC-2005 05:21:11	Twilight	45.000	169	46Gam Hya	2.9910	4700.0	90	19712	No
65	GOM_NL__2PRFIN20051207_052436_000000402043_00119_19712_9167.N1	07-DEC-2005 05:24:36	Dark	40.000	123	lot Cen	2.7500	10200.	80	19712	No
66	GOM_NL__2PRFIN20051207_052631_000000392043_00119_19712_9168.N1	07-DEC-2005 05:26:31	Dark	38.500	95	Zet Cen	2.5450	26000.	77	19712	No
67	GOM_NL__2PRFIN20051207_052822_000000382043_00119_19712_9169.N1	07-DEC-2005 05:28:22	Dark	38.000	77	Eps Cen	2.3030	28000.	76	19712	No
68	GOM_NL__2PRFIN20051207_052950_000000452043_00119_19712_9170.N1	07-DEC-2005 05:29:50	Dark	44.500	10	Bet Cen	0.61000	28000.	89	19712	No
69	GOM_NL__2PRFIN20051207_053129_000000382043_00120_19713_9150.N1	07-DEC-2005 05:31:29	Dark	37.500	129	Del Cru	2.7930	26000.	75	19713	No
70	GOM_NL__2PRFIN20051207_053309_000000372043_00120_19713_9151.N1	07-DEC-2005 05:33:09	Dark	36.500	112	Alp Mus	2.6880	26000.	73	19713	No
71	GOM_NL__2PRFIN20051207_053741_000000392043_00120_19713_9152.N1	07-DEC-2005 05:37:41	Dark	38.500	29	Bet Car	1.6720	10200.	77	19713	No
72	GOM_NL__2PRFIN20051207_055842_000000452043_00120_19713_9153.N1	07-DEC-2005 05:58:42	Straylight	45.000	165	34Gam Eri	2.9500	3200.0	90	19713	No
73	GOM_NL__2PRFIN20051207_060405_000000512043_00120_19713_9154.N1	07-DEC-2005 06:04:05	Twilight	51.000	94	92Alp Cet	2.5260	3100.0	102	19713	No
74	GOM_NL__2PRFIN20051207_060932_000000362043_00120_19713_9155.N1	07-DEC-2005 06:09:32	Bright	36.000	146	25Eta Tau	2.8730	15200.	72	19713	No
75	GOM_NL__2PRFIN20051207_061314_000000362043_00120_19713_9156.N1	07-DEC-2005 06:13:14	Bright	35.500	173	4Bet Tri	3.0040	8900.0	71	19713	No
76	GOM_NL__2PRFIN20051207_061517_000000372043_00120_19713_9157.N1	07-DEC-2005 06:15:17	Bright	37.000	73	57Gam1And	2.2600	13100.	74	19713	No
77	GOM_NL__2PRFIN20051207_061647_000000362043_00120_19713_9158.N1	07-DEC-2005 06:16:47	Bright	36.000	35	33Alp Per	1.7950	6250.0	72	19713	No
78	GOM_NL__2PRFIN20051207_062031_000000352043_00120_19713_9159.N1	07-DEC-2005 06:20:31	Bright	34.500	110	37Del Cas	2.6780	8900.0	69	19713	No
79	GOM_NL__2PRFIN20051207_062754_000000362043_00120_19713_9160.N1	07-DEC-2005 06:27:54	Bright	36.000	49	1Alp UMi	1.9900	6300.0	72	19713	No
80	GOM_NL__2PRFIN20051207_063237_000000382043_00120_19713_9161.N1	07-DEC-2005 06:32:37	Bright	37.500	60	7Bet UMi	2.0810	3950.0	75	19713	No
81	GOM_NL__2PRFIN20051207_063530_000000332043_00120_19713_9162.N1	07-DEC-2005 06:35:30	Bright	33.000	119	14Eta Dra	2.7270	4700.0	66	19713	No
82	GOM_NL__2PRFIN20051207_064257_000000342043_00120_19713_9163.N1	07-DEC-2005 06:42:57	Bright	34.000	180	27Gam Boo	3.0400	8000.0	68	19713	No
83	GOM_NL__2PRFIN20051207_064601_000000352043_00120_19713_9164.N1	07-DEC-2005 06:46:01	Bright	34.500	83		2.3780	11000.	69	19713	No
84	GOM_NL__2PRFIN20051207_064836_000000362043_00120_19713_9165.N1	07-DEC-2005 06:48:36	Bright	36.000	3	16Alp Boo	-0.050000	4250.0	72	19713	No
85	GOM_NL__2PRFIN20051207_070148_000000422043_00120_19713_9166.N1	07-DEC-2005 07:01:48	Twilight	42.000	169	46Gam Hya	2.9910	4700.0	84	19713	No
86	GOM_NL__2PRFIN20051207_070513_000000392043_00120_19713_9167.N1	07-DEC-2005 07:05:13	Dark	39.000	123	lot Cen	2.7500	10200.	78	19713	No
87	GOM_NL__2PRFIN20051207_070707_000000392043_00120_19713_9168.N1	07-DEC-2005 07:07:07	Dark	38.500	95	Zet Cen	2.5450	26000.	77	19713	No
88	GOM_NL__2PRFIN20051207_070858_000000382043_00120_19713_9169.N1	07-DEC-2005 07:08:58	Dark	37.500	77	Eps Cen	2.3030	28000.	75	19713	No
89	GOM_NL__2PRFIN20051207_071026_000000422043_00120_19713_9170.N1	07-DEC-2005 07:10:26	Dark	41.500	10	Bet Cen	0.61000	28000.	83	19713	No
90	GOM_NL__2PRFIN20051207_071206_000000382043_00121_19714_9150.N1	07-DEC-2005 07:12:06	Dark	38.000	129	Del Cru	2.7930	26000.	76	19714	No
91	GOM_NL__2PRFIN20051207_071345_000000372043_00121_19714_9151.N1	07-DEC-2005 07:13:45	Dark	37.000	112	Alp Mus	2.6880	26000.	74	19714	No
92	GOM_NL__2PRFIN20051207_071817_000000402043_00121_19714_9152.N1	07-DEC-2005 07:18:17	Dark	39.500	29	Bet Car	1.6720	10200.	79	19714	No
93	GOM_NL__2PRFIN20051207_073918_000000432043_00121_19714_9154.N1	07-DEC-2005 07:39:18	Straylight	43.000	165	34Gam Eri	2.9500	3200.0	86	19714	No
94	GOM_NL__2PRFIN20051207_074441_000000462043_00121_19714_9155.N1	07-DEC-2005 07:44:41	Twilight	45.500	94	92Alp Cet	2.5260	3100.0	91	19714	No
95	GOM_NL__2PRFIN20051207_075008_000000352043_00121_19714_9156.N1	07-DEC-2005 07:50:08	Bright	34.500	146	25Eta Tau	2.8730	15200.	69	19714	No
96	GOM_NL__2PRFIN20051207_075350_000000362043_00121_19714_9157.N1	07-DEC-2005 07:53:50	Bright	35.500	173	4Bet Tri	3.0040	8900.0	71	19714	No
97	GOM_NL__2PRFIN20051207_075553_000000382043_00121_19714_9158.N1	07-DEC-2005 07:55:53	Bright	37.500	73	57Gam1And	2.2600	13100.	75	19714	No
98	GOM_NL__2PRFIN20051207_075723_000000362043_00121_19714_9159.N1	07-DEC-2005 07:57:23	Bright	36.000	35	33Alp Per	1.7950	6250.0	72	19714	No
99	GOM_NL__2PRFIN20051207_080107_000000362043_00121_19714_9160.N1	07-DEC-2005 08:01:07	Bright	35.500	110	37Del Cas	2.6780	8900.0	71	19714	No
100	GOM_NL__2PRFIN20051207_080830_000000332043_00121_19714_9161.N1	07-DEC-2005 08:08:30	Bright	32.500	49	1Alp UMi	1.9900	6300.0	65	19714	No
101	GOM_NL__2PRFIN20051207_081313_000000362043_00121_19714_9162.N1	07-DEC-2005 08:13:13	Bright	35.500	60	7Bet UMi	2.0810	3950.0	71	19714	No

102	GOM_NL__2PRFIN20051207_081607_000000362043_00121_19714_9163.N1	07-DEC-2005 08:16:07	Bright	36.000	119	14Eta Dra	2.7270	4700.0	72	19714	No
103	GOM_NL__2PRFIN20051207_082333_000000462043_00121_19714_9164.N1	07-DEC-2005 08:23:33	Bright	45.500	180	27Gam Boo	3.0400	8000.0	91	19714	No
104	GOM_NL__2PRFIN20051207_082637_000000342043_00121_19714_9165.N1	07-DEC-2005 08:26:37	Bright	33.500	83		2.3780	11000.	67	19714	No
105	GOM_NL__2PRFIN20051207_082912_000000352043_00121_19714_9166.N1	07-DEC-2005 08:29:12	Bright	34.500	3	16Alp Boo	-0.050000	4250.0	69	19714	No
106	GOM_NL__2PRFIN20051207_084224_000000362043_00121_19714_9167.N1	07-DEC-2005 08:42:24	Tw_i_and_stray	36.000	169	46Gam Hya	2.9910	4700.0	72	19714	No
107	GOM_NL__2PRFIN20051207_084549_000000382043_00121_19714_9168.N1	07-DEC-2005 08:45:49	Dark	38.000	123	lot Cen	2.7500	10200.	76	19714	No
108	GOM_NL__2PRFIN20051207_084743_000000372043_00121_19714_9169.N1	07-DEC-2005 08:47:43	Dark	37.000	95	Zet Cen	2.5450	26000.	74	19714	No
109	GOM_NL__2PRFIN20051207_084934_000000392043_00121_19714_9170.N1	07-DEC-2005 08:49:34	Dark	38.500	77	Eps Cen	2.3030	28000.	77	19714	No
110	GOM_NL__2PRFIN20051207_085102_000000422043_00121_19714_9171.N1	07-DEC-2005 08:51:02	Dark	41.500	10	Bet Cen	0.61000	28000.	83	19714	No
111	GOM_NL__2PRFIN20051207_085242_000000382043_00122_19715_9150.N1	07-DEC-2005 08:52:42	Dark	38.000	129	Del Cru	2.7930	26000.	76	19715	No
112	GOM_NL__2PRFIN20051207_085421_000000362043_00122_19715_9151.N1	07-DEC-2005 08:54:21	Dark	36.000	112	Alp Mus	2.6880	26000.	72	19715	No
113	GOM_NL__2PRFIN20051207_085853_000000372043_00122_19715_9152.N1	07-DEC-2005 08:58:53	Dark	37.000	29	Bet Car	1.6720	10200.	74	19715	No
114	GOM_NL__2PRFIN20051207_090616_00000042043_00122_19715_9153.N1	07-DEC-2005 09:06:16	Dark	4.0000	2	Alp Car	-0.73600	7000.0	8	19715	No
115	GOM_NL__2PRFIN20051207_091954_000000432043_00122_19715_9154.N1	07-DEC-2005 09:19:54	Straylight	43.000	165	34Gam Eri	2.9500	3200.0	86	19715	No
116	GOM_NL__2PRFIN20051207_092517_000000422043_00122_19715_9155.N1	07-DEC-2005 09:25:17	Tw_i_and_stray	42.000	94	92Alp Cet	2.5260	3100.0	84	19715	No
117	GOM_NL__2PRFIN20051207_093043_000000372043_00122_19715_9156.N1	07-DEC-2005 09:30:43	Bright	37.000	146	25Eta Tau	2.8730	15200.	74	19715	No
118	GOM_NL__2PRFIN20051207_093426_000000362043_00122_19715_9157.N1	07-DEC-2005 09:34:26	Bright	35.500	173	4Bet Tri	3.0040	8900.0	71	19715	No
119	GOM_NL__2PRFIN20051207_093629_000000362043_00122_19715_9158.N1	07-DEC-2005 09:36:29	Bright	35.500	73	57Gam1And	2.2600	13100.	71	19715	No
120	GOM_NL__2PRFIN20051207_093759_000000362043_00122_19715_9159.N1	07-DEC-2005 09:37:59	Bright	36.000	35	33Alp Per	1.7950	6250.0	72	19715	No
121	GOM_NL__2PRFIN20051207_094144_000000362043_00122_19715_9160.N1	07-DEC-2005 09:41:44	Bright	36.000	110	37Del Cas	2.6780	8900.0	72	19715	No
122	GOM_NL__2PRFIN20051207_094906_000000362043_00122_19715_9161.N1	07-DEC-2005 09:49:06	Bright	36.000	49	1Alp UMi	1.9900	6300.0	72	19715	No
123	GOM_NL__2PRFIN20051207_095349_000000382043_00122_19715_9162.N1	07-DEC-2005 09:53:49	Bright	38.000	60	7Bet UMi	2.0810	3950.0	76	19715	No
124	GOM_NL__2PRFIN20051207_095643_000000362043_00122_19715_9163.N1	07-DEC-2005 09:56:43	Bright	35.500	119	14Eta Dra	2.7270	4700.0	71	19715	No
125	GOM_NL__2PRFIN20051207_100409_000000342043_00122_19715_9164.N1	07-DEC-2005 10:04:09	Bright	33.500	180	27Gam Boo	3.0400	8000.0	67	19715	No
126	GOM_NL__2PRFIN20051207_100714_000000342043_00122_19715_9165.N1	07-DEC-2005 10:07:14	Bright	34.000	83		2.3780	11000.	68	19715	No
127	GOM_NL__2PRFIN20051207_100948_000000362043_00122_19715_9166.N1	07-DEC-2005 10:09:48	Bright	35.500	3	16Alp Boo	-0.050000	4250.0	71	19715	No
128	GOM_NL__2PRFIN20051207_102301_000000362043_00122_19715_9167.N1	07-DEC-2005 10:23:01	Tw_i_and_stray	36.000	169	46Gam Hya	2.9910	4700.0	72	19715	No
129	GOM_NL__2PRFIN20051207_102626_000000412043_00122_19715_9168.N1	07-DEC-2005 10:26:26	Dark	41.000	123	lot Cen	2.7500	10200.	82	19715	No
130	GOM_NL__2PRFIN20051207_102819_000000372043_00122_19715_9169.N1	07-DEC-2005 10:28:19	Dark	37.000	95	Zet Cen	2.5450	26000.	74	19715	No
131	GOM_NL__2PRFIN20051207_103011_000000382043_00122_19715_9170.N1	07-DEC-2005 10:30:11	Dark	38.000	77	Eps Cen	2.3030	28000.	76	19715	No
132	GOM_NL__2PRFIN20051207_103138_000000402043_00122_19715_9171.N1	07-DEC-2005 10:31:38	Dark	40.000	10	Bet Cen	0.61000	28000.	80	19715	No
133	GOM_NL__2PRFIN20051207_103318_000000372043_00123_19716_9170.N1	07-DEC-2005 10:33:18	Dark	36.500	129	Del Cru	2.7930	26000.	73	19716	No
134	GOM_NL__2PRFIN20051207_103457_000000372043_00123_19716_9171.N1	07-DEC-2005 10:34:57	Dark	36.500	112	Alp Mus	2.6880	26000.	73	19716	No
135	GOM_NL__2PRFIN20051207_103930_000000392043_00123_19716_9172.N1	07-DEC-2005 10:39:30	Dark	38.500	29	Bet Car	1.6720	10200.	77	19716	No
136	GOM_NL__2PRFIN20051207_104652_000000082043_00123_19716_9173.N1	07-DEC-2005 10:46:52	Dark	7.5000	2	Alp Car	-0.73600	7000.0	15	19716	No
137	GOM_NL__2PRFIN20051207_110030_000000422043_00123_19716_9174.N1	07-DEC-2005 11:00:30	Straylight	41.500	165	34Gam Eri	2.9500	3200.0	83	19716	No
138	GOM_NL__2PRFIN20051207_110553_000000422043_00123_19716_9175.N1	07-DEC-2005 11:05:53	Tw_i_and_stray	42.000	94	92Alp Cet	2.5260	3100.0	84	19716	No
139	GOM_NL__2PRFIN20051207_111119_000000382043_00123_19716_9176.N1	07-DEC-2005 11:11:19	Bright	37.500	146	25Eta Tau	2.8730	15200.	75	19716	No
140	GOM_NL__2PRFIN20051207_111502_000000362043_00123_19716_9177.N1	07-DEC-2005 11:15:02	Bright	36.000	173	4Bet Tri	3.0040	8900.0	72	19716	No
141	GOM_NL__2PRFIN20051207_111705_000000372043_00123_19716_9178.N1	07-DEC-2005 11:17:05	Bright	37.000	73	57Gam1And	2.2600	13100.	74	19716	No
142	GOM_NL__2PRFIN20051207_111835_000000372043_00123_19716_9179.N1	07-DEC-2005 11:18:35	Bright	37.000	35	33Alp Per	1.7950	6250.0	74	19716	No
143	GOM_NL__2PRFIN20051207_112220_000000352043_00123_19716_9180.N1	07-DEC-2005 11:22:20	Bright	35.000	110	37Del Cas	2.6780	8900.0	70	19716	No
144	GOM_NL__2PRFIN20051207_112941_000000382043_00123_19716_9181.N1	07-DEC-2005 11:29:41	Bright	37.500	49	1Alp UMi	1.9900	6300.0	75	19716	No
145	GOM_NL__2PRFIN20051207_113425_000000382043_00123_19716_9182.N1	07-DEC-2005 11:34:25	Bright	37.500	60	7Bet UMi	2.0810	3950.0	75	19716	No
146	GOM_NL__2PRFIN20051207_113719_000000372043_00123_19716_9183.N1	07-DEC-2005 11:37:19	Bright	36.500	119	14Eta Dra	2.7270	4700.0	73	19716	No
147	GOM_NL__2PRFIN20051207_114445_000000362043_00123_19716_9184.N1	07-DEC-2005 11:44:45	Bright	35.500	180	27Gam Boo	3.0400	8000.0	71	19716	No
148	GOM_NL__2PRFIN20051207_114749_000000342043_00123_19716_9185.N1	07-DEC-2005 11:47:49	Bright	34.000	83		2.3780	11000.	68	19716	No
149	GOM_NL__2PRFIN20051207_115024_000000372043_00123_19716_9186.N1	07-DEC-2005 11:50:24	Bright	36.500	3	16Alp Boo	-0.050000	4250.0	73	19716	No
150	GOM_NL__2PRFIN20051207_120337_000000212043_00123_19716_9187.N1	07-DEC-2005 12:03:37	Tw_i_and_stray	21.000	169	46Gam Hya	2.9910	4700.0	42	19716	No
151	GOM_NL__2PRFIN20051207_120702_000000392043_00123_19716_9188.N1	07-DEC-2005 12:07:02	Dark	39.000	123	lot Cen	2.7500	10200.	78	19716	No
152	GOM_NL__2PRFIN20051207_120855_000000382043_00123_19716_9189.N1	07-DEC-2005 12:08:55	Dark	37.500	95	Zet Cen	2.5450	26000.	75	19716	No
153	GOM_NL__2PRFIN20051207_121047_000000382043_00123_19716_9190.N1	07-DEC-2005 12:10:47	Dark	37.500	77	Eps Cen	2.3030	28000.	75	19716	No
154	GOM_NL__2PRFIN20051207_121214_000000412043_00123_19716_9191.N1	07-DEC-2005 12:12:14	Dark	41.000	10	Bet Cen	0.61000	28000.	82	19716	No
155	GOM_NL__2PRFIN20051207_121355_000000382043_00124_19717_9171.N1	07-DEC-2005 12:13:55	Dark	38.000	129	Del Cru	2.7930	26000.	76	19717	No
156	GOM_NL__2PRFIN20051207_121533_000000372043_00124_19717_9172.N1	07-DEC-2005 12:15:33	Dark	36.500	112	Alp Mus	2.6880	26000.	73	19717	No
157	GOM_NL__2PRFIN20051207_122006_000000392043_00124_19717_9173.N1	07-DEC-2005 12:20:06	Dark	39.000	29	Bet Car	1.6720	10200.	78	19717	No
158	GOM_NL__2PRFIN20051207_122729_000000082043_00124_19717_9174.N1	07-DEC-2005 12:27:29	Dark	7.5000	2	Alp Car	-0.73600	7000.0	15	19717	No
159	GOM_NL__2PRFIN20051207_124106_000000412043_00124_19717_9175.N1	07-DEC-2005 12:41:06	Straylight	40.500	165	34Gam Eri	2.9500	3200.0	81	19717	No
160	GOM_NL__2PRFIN20051207_124629_000000432043_00124_19717_9176.N1	07-DEC-2005 12:46:29	Tw_i_and_stray	43.000	94	92Alp Cet	2.5260	3100.0	86	19717	No

161	GOM_NL__2PRFIN20051207_125155_000000372043_00124_19717_9177.N1	07-DEC-2005 12:51:55	Bright	36.500	146	25Eta Tau	2.8730	15200.	73	19717	No
162	GOM_NL__2PRFIN20051207_125539_000000352043_00124_19717_9178.N1	07-DEC-2005 12:55:39	Bright	35.000	173	4Bet Tri	3.0040	8900.0	70	19717	No
163	GOM_NL__2PRFIN20051207_125741_000000362043_00124_19717_9179.N1	07-DEC-2005 12:57:41	Bright	35.500	73	57Gam1And	2.2600	13100.	71	19717	No
164	GOM_NL__2PRFIN20051207_125911_000000372043_00124_19717_9180.N1	07-DEC-2005 12:59:11	Bright	37.000	35	33Alp Per	1.7950	6250.0	74	19717	No
165	GOM_NL__2PRFIN20051207_130256_000000352043_00124_19717_9181.N1	07-DEC-2005 13:02:56	Bright	34.500	110	37Del Cas	2.6780	8900.0	69	19717	No
166	GOM_NL__2PRFIN20051207_131017_000000352043_00124_19717_9182.N1	07-DEC-2005 13:10:17	Bright	35.000	49	1Alp UMi	1.9900	6300.0	70	19717	No
167	GOM_NL__2PRFIN20051207_131501_000000332043_00124_19717_9183.N1	07-DEC-2005 13:15:01	Bright	33.000	60	7Bet UMi	2.0810	3950.0	66	19717	No
168	GOM_NL__2PRFIN20051207_131755_000000362043_00124_19717_9184.N1	07-DEC-2005 13:17:55	Bright	35.500	119	14Eta Dra	2.7270	4700.0	71	19717	No
169	GOM_NL__2PRFIN20051207_132521_000000352043_00124_19717_9185.N1	07-DEC-2005 13:25:21	Bright	34.500	180	27Gam Boo	3.0400	8000.0	69	19717	No
170	GOM_NL__2PRFIN20051207_132826_000000342043_00124_19717_9186.N1	07-DEC-2005 13:28:26	Bright	33.500	83		2.3780	11000.	67	19717	No
171	GOM_NL__2PRFIN20051207_133100_000000362043_00124_19717_9187.N1	07-DEC-2005 13:31:00	Bright	35.500	3	16Alp Boo	-0.050000	4250.0	71	19717	No
172	GOM_NL__2PRFIN20051207_134414_000000212043_00124_19717_9188.N1	07-DEC-2005 13:44:14	Twilight	21.000	169	46Gam Hya	2.9910	4700.0	42	19717	No
173	GOM_NL__2PRFIN20051207_134738_000000392043_00124_19717_9189.N1	07-DEC-2005 13:47:38	Dark	38.500	123	1ot Cen	2.7500	10200.	77	19717	No
174	GOM_NL__2PRFIN20051207_134932_000000382043_00124_19717_9190.N1	07-DEC-2005 13:49:32	Dark	38.000	95	Zet Cen	2.5450	26000.	76	19717	No
175	GOM_NL__2PRFIN20051207_135123_000000372043_00124_19717_9191.N1	07-DEC-2005 13:51:23	Dark	36.500	77	Eps Cen	2.3030	28000.	73	19717	No
176	GOM_NL__2PRFIN20051207_135250_000000452043_00124_19717_9192.N1	07-DEC-2005 13:52:50	Dark	45.000	10	Bet Cen	0.61000	28000.	90	19717	No
177	GOM_NL__2PRFIN20051207_135431_000000392043_00125_19718_9171.N1	07-DEC-2005 13:54:31	Dark	38.500	129	Del Cru	2.7930	26000.	77	19718	No
178	GOM_NL__2PRFIN20051207_135610_000000372043_00125_19718_9172.N1	07-DEC-2005 13:56:10	Dark	36.500	112	Alp Mus	2.6880	26000.	73	19718	No
179	GOM_NL__2PRFIN20051207_140042_000000392043_00125_19718_9173.N1	07-DEC-2005 14:00:42	Dark	39.000	29	Bet Car	1.6720	10200.	78	19718	No
180	GOM_NL__2PRFIN20051207_140805_000000132043_00125_19718_9174.N1	07-DEC-2005 14:08:05	Dark	12.500	2	Alp Car	-0.73600	7000.0	25	19718	No
181	GOM_NL__2PRFIN20051207_142142_000000452043_00125_19718_9175.N1	07-DEC-2005 14:21:42	Straylight	44.500	165	34Gam Eri	2.9500	3200.0	89	19718	No
182	GOM_NL__2PRFIN20051207_142705_000000472043_00125_19718_9176.N1	07-DEC-2005 14:27:05	Twilight	46.500	94	92Alp Cet	2.5260	3100.0	93	19718	No
183	GOM_NL__2PRFIN20051207_143231_000000362043_00125_19718_9177.N1	07-DEC-2005 14:32:31	Bright	36.000	146	25Eta Tau	2.8730	15200.	72	19718	No
184	GOM_NL__2PRFIN20051207_143615_000000352043_00125_19718_9178.N1	07-DEC-2005 14:36:15	Bright	35.000	173	4Bet Tri	3.0040	8900.0	70	19718	No
185	GOM_NL__2PRFIN20051207_143817_000000372043_00125_19718_9179.N1	07-DEC-2005 14:38:17	Bright	37.000	73	57Gam1And	2.2600	13100.	74	19718	No
186	GOM_NL__2PRFIN20051207_143947_000000362043_00125_19718_9180.N1	07-DEC-2005 14:39:47	Bright	36.000	35	33Alp Per	1.7950	6250.0	72	19718	No
187	GOM_NL__2PRFIN20051207_144332_000000352043_00125_19718_9181.N1	07-DEC-2005 14:43:32	Bright	35.000	110	37Del Cas	2.6780	8900.0	70	19718	No
188	GOM_NL__2PRFIN20051207_145053_000000362043_00125_19718_9182.N1	07-DEC-2005 14:50:53	Bright	35.500	49	1Alp UMi	1.9900	6300.0	71	19718	No
189	GOM_NL__2PRFIN20051207_145537_000000372043_00125_19718_9183.N1	07-DEC-2005 14:55:37	Bright	36.500	60	7Bet UMi	2.0810	3950.0	73	19718	No
190	GOM_NL__2PRFIN20051207_145831_000000352043_00125_19718_9184.N1	07-DEC-2005 14:58:31	Bright	35.000	119	14Eta Dra	2.7270	4700.0	70	19718	No
191	GOM_NL__2PRFIN20051207_150557_000000342043_00125_19718_9185.N1	07-DEC-2005 15:05:57	Bright	34.000	180	27Gam Boo	3.0400	8000.0	68	19718	No
192	GOM_NL__2PRFIN20051207_150902_000000522043_00125_19718_9186.N1	07-DEC-2005 15:09:02	Bright	52.000	83		2.3780	11000.	104	19718	No
193	GOM_NL__2PRFIN20051207_151137_000000362043_00125_19718_9187.N1	07-DEC-2005 15:11:37	Bright	35.500	3	16Alp Boo	-0.050000	4250.0	71	19718	No
194	GOM_NL__2PRFIN20051207_152450_000000062043_00125_19718_9188.N1	07-DEC-2005 15:24:50	Straylight	6.0000	169	46Gam Hya	2.9910	4700.0	12	19718	No
195	GOM_NL__2PRFIN20051207_152815_000000392043_00125_19718_9189.N1	07-DEC-2005 15:28:15	Dark	39.000	123	1ot Cen	2.7500	10200.	78	19718	No
196	GOM_NL__2PRFIN20051207_153008_000000382043_00125_19718_9190.N1	07-DEC-2005 15:30:08	Dark	38.000	95	Zet Cen	2.5450	26000.	76	19718	No
197	GOM_NL__2PRFIN20051207_153159_000000382043_00125_19718_9191.N1	07-DEC-2005 15:31:59	Dark	37.500	77	Eps Cen	2.3030	28000.	75	19718	No
198	GOM_NL__2PRFIN20051207_153326_000000422043_00125_19718_9192.N1	07-DEC-2005 15:33:26	Dark	42.000	10	Bet Cen	0.61000	28000.	84	19718	No
199	GOM_NL__2PRFIN20051207_153507_000000372043_00126_19719_9171.N1	07-DEC-2005 15:35:07	Dark	37.000	129	Del Cru	2.7930	26000.	74	19719	No
200	GOM_NL__2PRFIN20051207_153646_000000372043_00126_19719_9172.N1	07-DEC-2005 15:36:46	Dark	36.500	112	Alp Mus	2.6880	26000.	73	19719	No
201	GOM_NL__2PRFIN20051207_154118_000000382043_00126_19719_9173.N1	07-DEC-2005 15:41:18	Dark	37.500	29	Bet Car	1.6720	10200.	75	19719	No
202	GOM_NL__2PRFIN20051207_154841_000000132043_00126_19719_9174.N1	07-DEC-2005 15:48:41	Dark	12.500	2	Alp Car	-0.73600	7000.0	25	19719	No
203	GOM_NL__2PRFIN20051207_160218_000000452043_00126_19719_9175.N1	07-DEC-2005 16:02:18	Straylight	44.500	165	34Gam Eri	2.9500	3200.0	89	19719	No
204	GOM_NL__2PRFIN20051207_160741_000000432043_00126_19719_9176.N1	07-DEC-2005 16:07:41	Twilight	42.500	94	92Alp Cet	2.5260	3100.0	85	19719	No
205	GOM_NL__2PRFIN20051207_161307_000000362043_00126_19719_9177.N1	07-DEC-2005 16:13:07	Bright	36.000	146	25Eta Tau	2.8730	15200.	72	19719	No
206	GOM_NL__2PRFIN20051207_161651_000000372043_00126_19719_9178.N1	07-DEC-2005 16:16:51	Bright	37.000	173	4Bet Tri	3.0040	8900.0	74	19719	No
207	GOM_NL__2PRFIN20051207_161854_000000372043_00126_19719_9179.N1	07-DEC-2005 16:18:54	Bright	37.000	73	57Gam1And	2.2600	13100.	74	19719	No
208	GOM_NL__2PRFIN20051207_162023_000000362043_00126_19719_9180.N1	07-DEC-2005 16:20:23	Bright	35.500	35	33Alp Per	1.7950	6250.0	71	19719	No
209	GOM_NL__2PRFIN20051207_162408_000000332043_00126_19719_9181.N1	07-DEC-2005 16:24:08	Bright	33.000	110	37Del Cas	2.6780	8900.0	66	19719	No
210	GOM_NL__2PRFIN20051207_163129_000000362043_00126_19719_9182.N1	07-DEC-2005 16:31:29	Bright	35.500	49	1Alp UMi	1.9900	6300.0	71	19719	No
211	GOM_NL__2PRFIN20051207_163613_000000382043_00126_19719_9183.N1	07-DEC-2005 16:36:13	Bright	37.500	60	7Bet UMi	2.0810	3950.0	75	19719	No
212	GOM_NL__2PRFIN20051207_163907_000000342043_00126_19719_9184.N1	07-DEC-2005 16:39:07	Bright	34.000	119	14Eta Dra	2.7270	4700.0	68	19719	No
213	GOM_NL__2PRFIN20051207_164633_000000342043_00126_19719_9185.N1	07-DEC-2005 16:46:33	Bright	34.000	180	27Gam Boo	3.0400	8000.0	68	19719	No
214	GOM_NL__2PRFIN20051207_164938_000000342043_00126_19719_9186.N1	07-DEC-2005 16:49:38	Bright	34.000	83		2.3780	11000.	68	19719	No
215	GOM_NL__2PRFIN20051207_165213_000000362043_00126_19719_9187.N1	07-DEC-2005 16:52:13	Bright	35.500	3	16Alp Boo	-0.050000	4250.0	71	19719	No
216	GOM_NL__2PRFIN20051207_170527_000000062043_00126_19719_9188.N1	07-DEC-2005 17:05:27	Straylight	6.0000	169	46Gam Hya	2.9910	4700.0	12	19719	No
217	GOM_NL__2PRFIN20051207_170851_000000412043_00126_19719_9189.N1	07-DEC-2005 17:08:51	Dark	40.500	123	1ot Cen	2.7500	10200.	81	19719	No
218	GOM_NL__2PRFIN20051207_171044_000000382043_00126_19719_9190.N1	07-DEC-2005 17:10:44	Dark	38.000	95	Zet Cen	2.5450	26000.	76	19719	No
219	GOM_NL__2PRFIN20051207_171235_000000372043_00126_19719_9191.N1	07-DEC-2005 17:12:35	Dark	37.000	77	Eps Cen	2.3030	28000.	74	19719	No

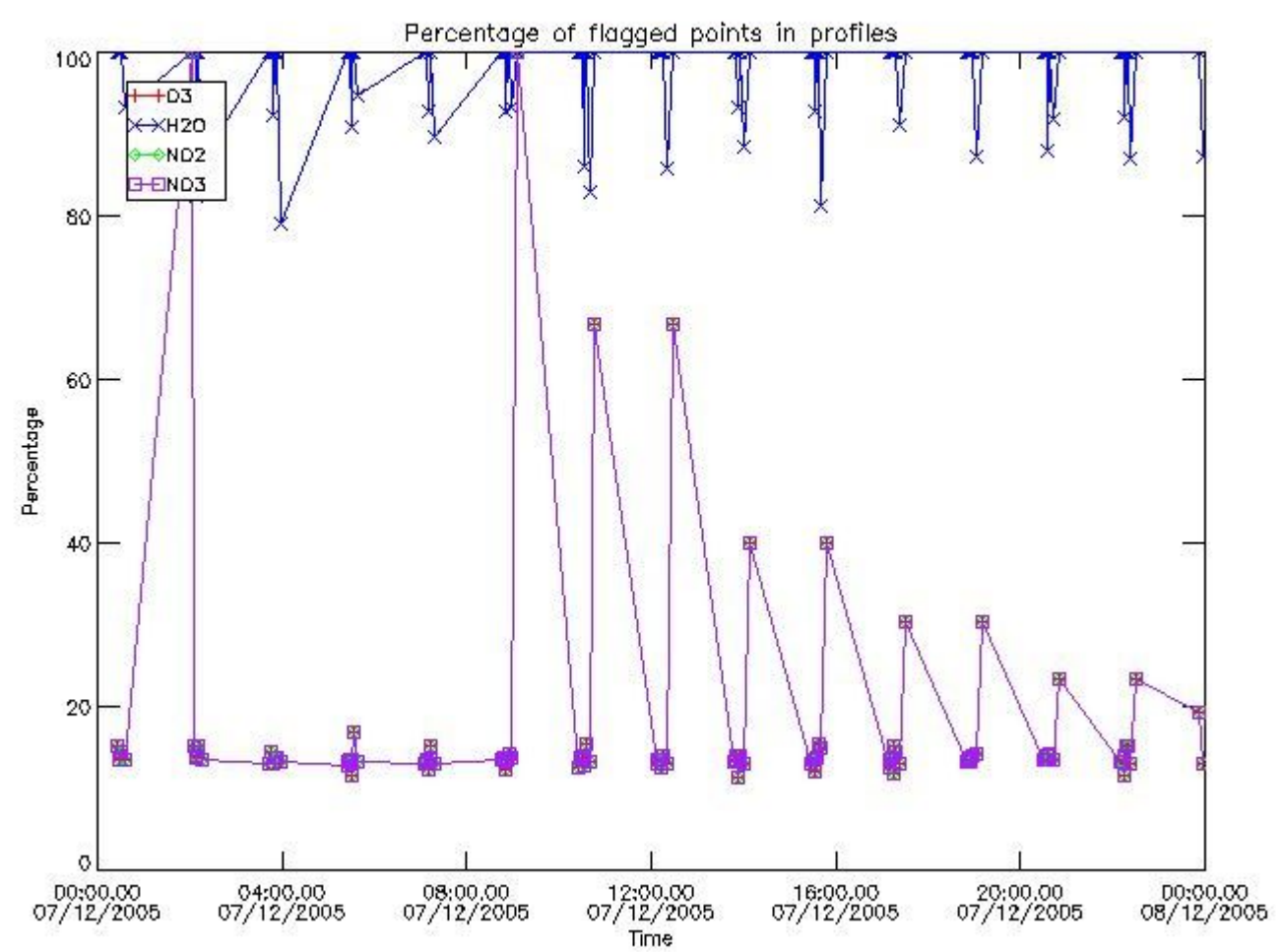
220	GOM_NL__2PRFIN20051207_171403_000000442043_00126_19719_9192.N1	07-DEC-2005 17:14:03	Dark	43.500	10	Bet Cen	0.61000	28000.	87	19719	No
221	GOM_NL__2PRFIN20051207_171544_000000372043_00127_19720_9171.N1	07-DEC-2005 17:15:44	Dark	37.000	129	Del Cru	2.7930	26000.	74	19720	No
222	GOM_NL__2PRFIN20051207_171722_000000362043_00127_19720_9172.N1	07-DEC-2005 17:17:22	Dark	35.500	112	Alp Mus	2.6880	26000.	71	19720	No
223	GOM_NL__2PRFIN20051207_172155_000000402043_00127_19720_9173.N1	07-DEC-2005 17:21:55	Dark	39.500	29	Bet Car	1.6720	10200.	79	19720	No
224	GOM_NL__2PRFIN20051207_172918_000000172043_00127_19720_9174.N1	07-DEC-2005 17:29:18	Dark	16.500	2	Alp Car	-0.73600	7000.0	33	19720	No
225	GOM_NL__2PRFIN20051207_174254_000000442043_00127_19720_9175.N1	07-DEC-2005 17:42:54	Straylight	44.000	165	34Gam Eri	2.9500	3200.0	88	19720	No
226	GOM_NL__2PRFIN20051207_174818_000000432043_00127_19720_9176.N1	07-DEC-2005 17:48:18	Tw_i_and_stray	43.000	94	92Alp Cet	2.5260	3100.0	86	19720	No
227	GOM_NL__2PRFIN20051207_175343_000000372043_00127_19720_9177.N1	07-DEC-2005 17:53:43	Bright	37.000	146	25Eta Tau	2.8730	15200.	74	19720	No
228	GOM_NL__2PRFIN20051207_175559_000000082043_00127_19720_9178.N1	07-DEC-2005 17:55:59	Straylight	8.0000	150	44Zet Per	2.8900	28000.	16	19720	No
229	GOM_NL__2PRFIN20051207_175727_000000372043_00127_19720_9179.N1	07-DEC-2005 17:57:27	Bright	36.500	173	4Bet Tri	3.0040	8900.0	73	19720	No
230	GOM_NL__2PRFIN20051207_175930_000000372043_00127_19720_9180.N1	07-DEC-2005 17:59:30	Bright	36.500	73	57Gam1And	2.2600	13100.	73	19720	No
231	GOM_NL__2PRFIN20051207_180059_000000382043_00127_19720_9181.N1	07-DEC-2005 18:00:59	Bright	37.500	35	33Alp Per	1.7950	6250.0	75	19720	No
232	GOM_NL__2PRFIN20051207_180444_000000362043_00127_19720_9182.N1	07-DEC-2005 18:04:44	Bright	35.500	110	37Del Cas	2.6780	8900.0	71	19720	No
233	GOM_NL__2PRFIN20051207_181205_000000362043_00127_19720_9183.N1	07-DEC-2005 18:12:05	Bright	36.000	49	1Alp UMi	1.9900	6300.0	72	19720	No
234	GOM_NL__2PRFIN20051207_181648_000000382043_00127_19720_9184.N1	07-DEC-2005 18:16:48	Bright	38.000	60	7Bet UMi	2.0810	3950.0	76	19720	No
235	GOM_NL__2PRFIN20051207_181943_000000332043_00127_19720_9185.N1	07-DEC-2005 18:19:43	Bright	33.000	119	14Eta Dra	2.7270	4700.0	66	19720	No
236	GOM_NL__2PRFIN20051207_182709_000000352043_00127_19720_9186.N1	07-DEC-2005 18:27:09	Bright	35.000	180	27Gam Boo	3.0400	8000.0	70	19720	No
237	GOM_NL__2PRFIN20051207_183014_000000382043_00127_19720_9187.N1	07-DEC-2005 18:30:14	Bright	37.500	83		2.3780	11000.	75	19720	No
238	GOM_NL__2PRFIN20051207_183249_000000362043_00127_19720_9188.N1	07-DEC-2005 18:32:49	Bright	35.500	3	16Alp Boo	-0.050000	4250.0	71	19720	No
239	GOM_NL__2PRFIN20051207_184928_000000392043_00127_19720_9189.N1	07-DEC-2005 18:49:28	Dark	38.500	123	1ot Cen	2.7500	10200.	77	19720	No
240	GOM_NL__2PRFIN20051207_185120_000000382043_00127_19720_9190.N1	07-DEC-2005 18:51:20	Dark	37.500	95	Zet Cen	2.5450	26000.	75	19720	No
241	GOM_NL__2PRFIN20051207_185312_000000392043_00127_19720_9191.N1	07-DEC-2005 18:53:12	Dark	38.500	77	Eps Cen	2.3030	28000.	77	19720	No
242	GOM_NL__2PRFIN20051207_185439_000000392043_00127_19720_9192.N1	07-DEC-2005 18:54:39	Dark	38.500	10	Bet Cen	0.61000	28000.	77	19720	No
243	GOM_NL__2PRFIN20051207_185620_000000372043_00128_19721_9171.N1	07-DEC-2005 18:56:20	Dark	37.000	129	Del Cru	2.7930	26000.	74	19721	No
244	GOM_NL__2PRFIN20051207_185758_000000372043_00128_19721_9172.N1	07-DEC-2005 18:57:58	Dark	36.500	112	Alp Mus	2.6880	26000.	73	19721	No
245	GOM_NL__2PRFIN20051207_190231_000000402043_00128_19721_9173.N1	07-DEC-2005 19:02:31	Dark	39.500	29	Bet Car	1.6720	10200.	79	19721	No
246	GOM_NL__2PRFIN20051207_190954_000000172043_00128_19721_9174.N1	07-DEC-2005 19:09:54	Dark	17.000	2	Alp Car	-0.73600	7000.0	34	19721	No
247	GOM_NL__2PRFIN20051207_192330_000000422043_00128_19721_9175.N1	07-DEC-2005 19:23:30	Straylight	42.000	165	34Gam Eri	2.9500	3200.0	84	19721	No
248	GOM_NL__2PRFIN20051207_192854_000000432043_00128_19721_9176.N1	07-DEC-2005 19:28:54	Tw_i_and_stray	43.000	94	92Alp Cet	2.5260	3100.0	86	19721	No
249	GOM_NL__2PRFIN20051207_193419_000000382043_00128_19721_9177.N1	07-DEC-2005 19:34:19	Bright	37.500	146	25Eta Tau	2.8730	15200.	75	19721	No
250	GOM_NL__2PRFIN20051207_193635_000000082043_00128_19721_9178.N1	07-DEC-2005 19:36:35	Straylight	8.0000	150	44Zet Per	2.8900	28000.	16	19721	No
251	GOM_NL__2PRFIN20051207_193804_000000362043_00128_19721_9179.N1	07-DEC-2005 19:38:04	Bright	35.500	173	4Bet Tri	3.0040	8900.0	71	19721	No
252	GOM_NL__2PRFIN20051207_194006_000000382043_00128_19721_9180.N1	07-DEC-2005 19:40:06	Bright	37.500	73	57Gam1And	2.2600	13100.	75	19721	No
253	GOM_NL__2PRFIN20051207_194134_000000382043_00128_19721_9181.N1	07-DEC-2005 19:41:34	Bright	37.500	35	33Alp Per	1.7950	6250.0	75	19721	No
254	GOM_NL__2PRFIN20051207_194521_000000362043_00128_19721_9182.N1	07-DEC-2005 19:45:21	Bright	35.500	110	37Del Cas	2.6780	8900.0	71	19721	No
255	GOM_NL__2PRFIN20051207_195241_000000362043_00128_19721_9183.N1	07-DEC-2005 19:52:41	Bright	36.000	49	1Alp UMi	1.9900	6300.0	72	19721	No
256	GOM_NL__2PRFIN20051207_195724_000000342043_00128_19721_9184.N1	07-DEC-2005 19:57:24	Bright	34.000	60	7Bet UMi	2.0810	3950.0	68	19721	No
257	GOM_NL__2PRFIN20051207_200019_000000362043_00128_19721_9185.N1	07-DEC-2005 20:00:19	Bright	36.000	119	14Eta Dra	2.7270	4700.0	72	19721	No
258	GOM_NL__2PRFIN20051207_200745_000000342043_00128_19721_9186.N1	07-DEC-2005 20:07:45	Bright	34.000	180	27Gam Boo	3.0400	8000.0	68	19721	No
259	GOM_NL__2PRFIN20051207_201050_000000522043_00128_19721_9187.N1	07-DEC-2005 20:10:50	Bright	52.000	83		2.3780	11000.	104	19721	No
260	GOM_NL__2PRFIN20051207_201325_000000362043_00128_19721_9188.N1	07-DEC-2005 20:13:25	Bright	36.000	3	16Alp Boo	-0.050000	4250.0	72	19721	No
261	GOM_NL__2PRFIN20051207_203004_000000382043_00128_19721_9189.N1	07-DEC-2005 20:30:04	Dark	38.000	123	1ot Cen	2.7500	10200.	76	19721	No
262	GOM_NL__2PRFIN20051207_203156_000000382043_00128_19721_9190.N1	07-DEC-2005 20:31:56	Dark	37.500	95	Zet Cen	2.5450	26000.	75	19721	No
263	GOM_NL__2PRFIN20051207_203348_000000372043_00128_19721_9191.N1	07-DEC-2005 20:33:48	Dark	36.500	77	Eps Cen	2.3030	28000.	73	19721	No
264	GOM_NL__2PRFIN20051207_203515_000000382043_00128_19721_9192.N1	07-DEC-2005 20:35:15	Dark	38.000	10	Bet Cen	0.61000	28000.	76	19721	No
265	GOM_NL__2PRFIN20051207_203657_000000382043_00129_19722_9172.N1	07-DEC-2005 20:36:57	Dark	38.000	129	Del Cru	2.7930	26000.	76	19722	No
266	GOM_NL__2PRFIN20051207_203834_000000362043_00129_19722_9173.N1	07-DEC-2005 20:38:34	Dark	36.000	112	Alp Mus	2.6880	26000.	72	19722	No
267	GOM_NL__2PRFIN20051207_204307_000000382043_00129_19722_9174.N1	07-DEC-2005 20:43:07	Dark	37.500	29	Bet Car	1.6720	10200.	75	19722	No
268	GOM_NL__2PRFIN20051207_205031_000000222043_00129_19722_9175.N1	07-DEC-2005 20:50:31	Dark	21.500	2	Alp Car	-0.73600	7000.0	43	19722	No
269	GOM_NL__2PRFIN20051207_210406_000000422043_00129_19722_9176.N1	07-DEC-2005 21:04:06	Straylight	41.500	165	34Gam Eri	2.9500	3200.0	83	19722	No
270	GOM_NL__2PRFIN20051207_210930_000000442043_00129_19722_9177.N1	07-DEC-2005 21:09:30	Tw_i_and_stray	44.000	94	92Alp Cet	2.5260	3100.0	88	19722	No
271	GOM_NL__2PRFIN20051207_211455_000000362043_00129_19722_9178.N1	07-DEC-2005 21:14:55	Bright	35.500	146	25Eta Tau	2.8730	15200.	71	19722	No
272	GOM_NL__2PRFIN20051207_211710_000000212043_00129_19722_9179.N1	07-DEC-2005 21:17:10	Tw_i_and_stray	21.000	150	44Zet Per	2.8900	28000.	42	19722	No
273	GOM_NL__2PRFIN20051207_211840_000000362043_00129_19722_9180.N1	07-DEC-2005 21:18:40	Bright	35.500	173	4Bet Tri	3.0040	8900.0	71	19722	No
274	GOM_NL__2PRFIN20051207_212042_000000372043_00129_19722_9181.N1	07-DEC-2005 21:20:42	Bright	36.500	73	57Gam1And	2.2600	13100.	73	19722	No
275	GOM_NL__2PRFIN20051207_212210_000000362043_00129_19722_9182.N1	07-DEC-2005 21:22:10	Bright	35.500	35	33Alp Per	1.7950	6250.0	71	19722	No
276	GOM_NL__2PRFIN20051207_212557_000000362043_00129_19722_9183.N1	07-DEC-2005 21:25:57	Bright	36.000	110	37Del Cas	2.6780	8900.0	72	19722	No
277	GOM_NL__2PRFIN20051207_213317_000000362043_00129_19722_9184.N1	07-DEC-2005 21:33:17	Bright	35.500	49	1Alp UMi	1.9900	6300.0	71	19722	No
278	GOM_NL__2PRFIN20051207_213800_000000362043_00129_19722_9185.N1	07-DEC-2005 21:38:00	Bright	35.500	60	7Bet UMi	2.0810	3950.0	71	19722	No

279	GOM_NL__2PRFIN20051207_214056_000000372043_00129_19722_9186.N1	07-DEC-2005 21:40:56	Bright	36.500	119	14Eta Dra	2.7270	4700.0	73	19722	No
280	GOM_NL__2PRFIN20051207_214821_000000352043_00129_19722_9187.N1	07-DEC-2005 21:48:21	Bright	34.500	180	27Gam Boo	3.0400	8000.0	69	19722	No
281	GOM_NL__2PRFIN20051207_215126_000000352043_00129_19722_9188.N1	07-DEC-2005 21:51:26	Bright	34.500	83		2.3780	11000.	69	19722	No
282	GOM_NL__2PRFIN20051207_215401_000000342043_00129_19722_9189.N1	07-DEC-2005 21:54:01	Bright	34.000	3	16Alp Boo	-0.050000	4250.0	68	19722	No
283	GOM_NL__2PRFIN20051207_221040_000000392043_00129_19722_9190.N1	07-DEC-2005 22:10:40	Dark	38.500	123	lot Cen	2.7500	10200.	77	19722	No
284	GOM_NL__2PRFIN20051207_221233_000000392043_00129_19722_9191.N1	07-DEC-2005 22:12:33	Dark	38.500	95	Zet Cen	2.5450	26000.	77	19722	No
285	GOM_NL__2PRFIN20051207_221424_000000372043_00129_19722_9192.N1	07-DEC-2005 22:14:24	Dark	36.500	77	Eps Cen	2.3030	28000.	73	19722	No
286	GOM_NL__2PRFIN20051207_221551_000000452043_00129_19722_9193.N1	07-DEC-2005 22:15:51	Dark	44.500	10	Bet Cen	0.61000	28000.	89	19722	No
287	GOM_NL__2PRFIN20051207_221733_000000372043_00130_19723_9173.N1	07-DEC-2005 22:17:33	Dark	37.000	129	Del Cru	2.7930	26000.	74	19723	No
288	GOM_NL__2PRFIN20051207_221911_000000372043_00130_19723_9174.N1	07-DEC-2005 22:19:11	Dark	37.000	112	Alp Mus	2.6880	26000.	74	19723	No
289	GOM_NL__2PRFIN20051207_222344_000000392043_00130_19723_9175.N1	07-DEC-2005 22:23:44	Dark	39.000	29	Bet Car	1.6720	10200.	78	19723	No
290	GOM_NL__2PRFIN20051207_223107_000000222043_00130_19723_9176.N1	07-DEC-2005 22:31:07	Dark	22.000	2	Alp Car	-0.73600	7000.0	44	19723	No
291	GOM_NL__2PRFIN20051207_224442_000000442043_00130_19723_9177.N1	07-DEC-2005 22:44:42	Straylight	44.000	165	34Gam Eri	2.9500	3200.0	88	19723	No
292	GOM_NL__2PRFIN20051207_225006_000000472043_00130_19723_9178.N1	07-DEC-2005 22:50:06	Twi_and_stray	46.500	94	92Alp Cet	2.5260	3100.0	93	19723	No
293	GOM_NL__2PRFIN20051207_225530_000000362043_00130_19723_9179.N1	07-DEC-2005 22:55:30	Bright	36.000	146	25Eta Tau	2.8730	15200.	72	19723	No
294	GOM_NL__2PRFIN20051207_225746_000000212043_00130_19723_9180.N1	07-DEC-2005 22:57:46	Twi_and_stray	21.000	150	44Zet Per	2.8900	28000.	42	19723	No
295	GOM_NL__2PRFIN20051207_225916_000000362043_00130_19723_9181.N1	07-DEC-2005 22:59:16	Bright	35.500	173	4Bet Tri	3.0040	8900.0	71	19723	No
296	GOM_NL__2PRFIN20051207_230119_000000372043_00130_19723_9182.N1	07-DEC-2005 23:01:19	Bright	37.000	73	57Gam1And	2.2600	13100.	74	19723	No
297	GOM_NL__2PRFIN20051207_230246_000000362043_00130_19723_9183.N1	07-DEC-2005 23:02:46	Bright	36.000	35	33Alp Per	1.7950	6250.0	72	19723	No
298	GOM_NL__2PRFIN20051207_230633_000000352043_00130_19723_9184.N1	07-DEC-2005 23:06:33	Bright	35.000	110	37Del Cas	2.6780	8900.0	70	19723	No
299	GOM_NL__2PRFIN20051207_231353_000000332043_00130_19723_9185.N1	07-DEC-2005 23:13:53	Bright	33.000	49	1Alp UMi	1.9900	6300.0	66	19723	No
300	GOM_NL__2PRFIN20051207_231836_000000382043_00130_19723_9186.N1	07-DEC-2005 23:18:36	Bright	37.500	60	7Bet UMi	2.0810	3950.0	75	19723	No
301	GOM_NL__2PRFIN20051207_232132_000000352043_00130_19723_9187.N1	07-DEC-2005 23:21:32	Bright	34.500	119	14Eta Dra	2.7270	4700.0	69	19723	No
302	GOM_NL__2PRFIN20051207_232857_000000342043_00130_19723_9188.N1	07-DEC-2005 23:28:57	Bright	34.000	180	27Gam Boo	3.0400	8000.0	68	19723	No
303	GOM_NL__2PRFIN20051207_233202_000000342043_00130_19723_9189.N1	07-DEC-2005 23:32:02	Bright	33.500	83		2.3780	11000.	67	19723	No
304	GOM_NL__2PRFIN20051207_233437_000000352043_00130_19723_9190.N1	07-DEC-2005 23:34:37	Bright	35.000	3	16Alp Boo	-0.050000	4250.0	70	19723	No
305	GOM_NL__2PRFIN20051207_235117_000000402043_00130_19723_9191.N1	07-DEC-2005 23:51:17	Dark	39.500	123	lot Cen	2.7500	10200.	79	19723	No
306	GOM_NL__2PRFIN20051207_235627_000000402043_00130_19723_9192.N1	07-DEC-2005 23:56:27	Dark	39.500	10	Bet Cen	0.61000	28000.	79	19723	No

3. Quality information per product

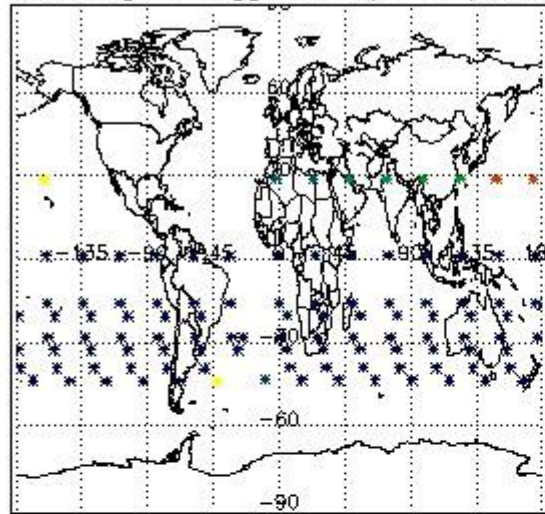
In this section it is plotted some information contained in the Quality Summary data set of the level 2 products. Only products in dark limb conditions and without errors (error flag in the MPH set to "0") are used.

3.1 Plot quality information per product (time dependant)

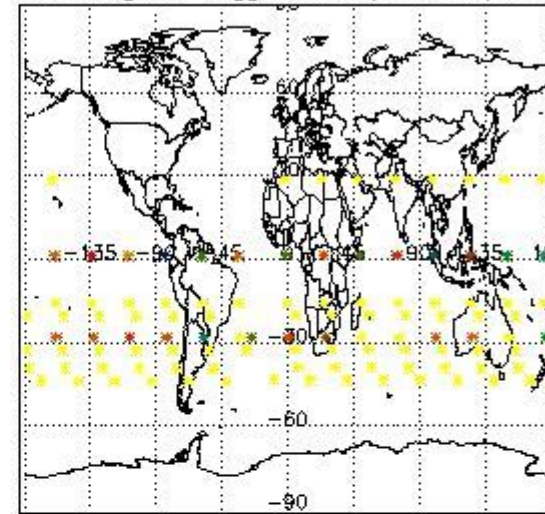


3.2 Plot quality information per product (world map)

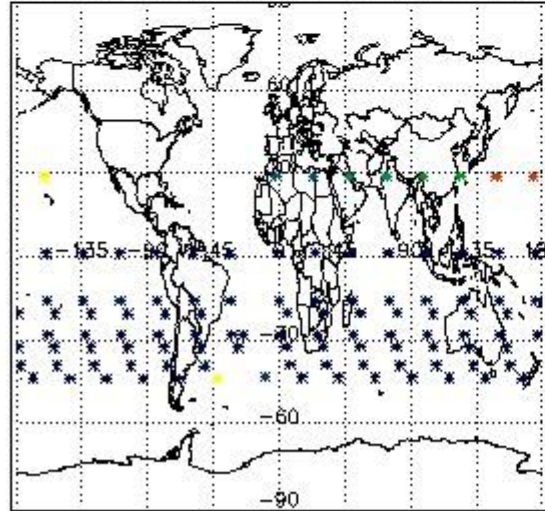
Percentage of flagged data per O3 profile



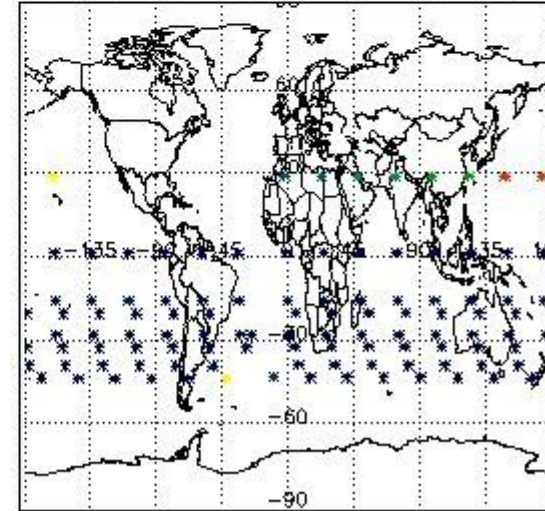
Percentage of flagged data per H2O profile



Percentage of flagged data per NO2 profile



Percentage of flagged data per NO3 profile

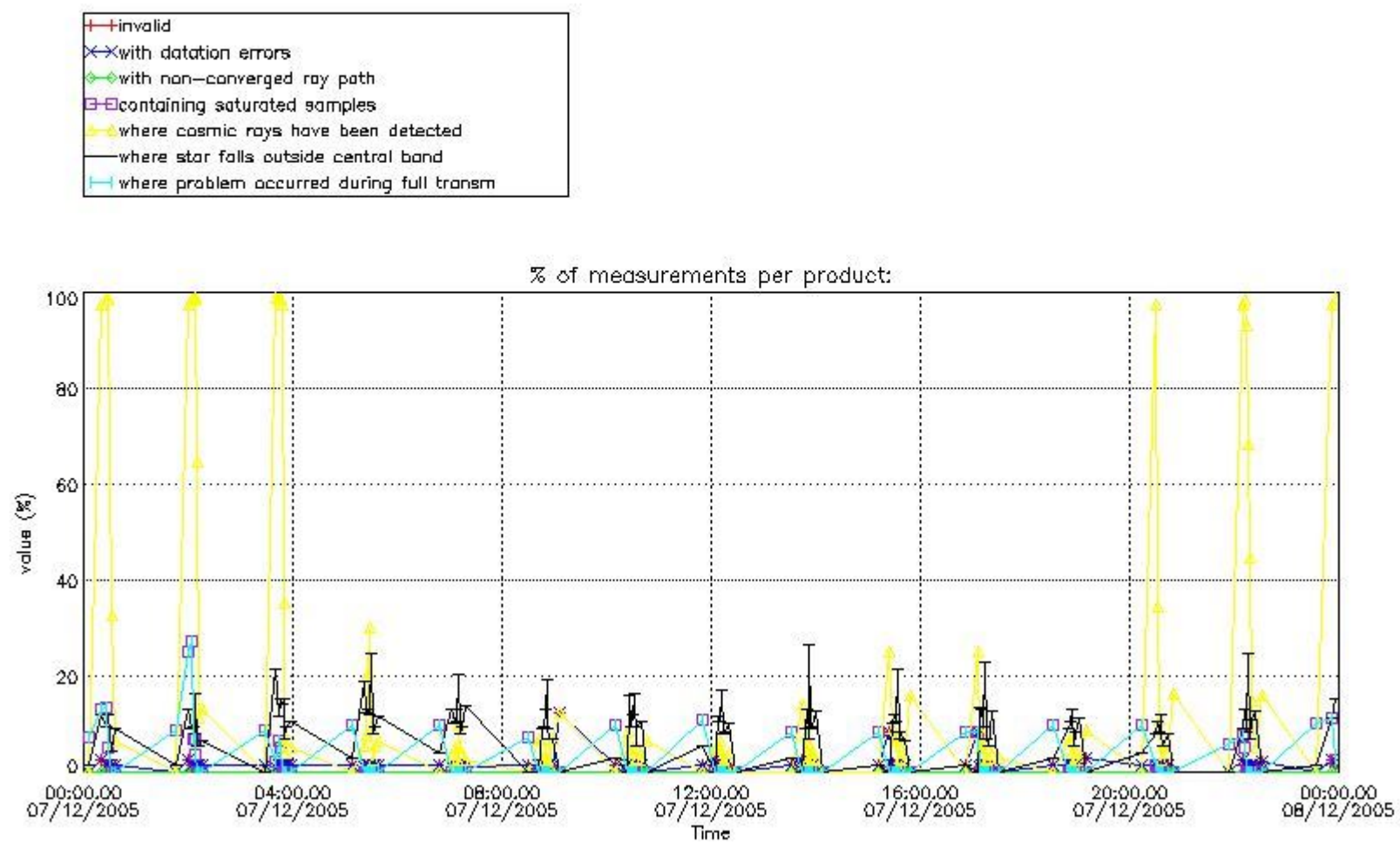


4. Level 1 quality information per product

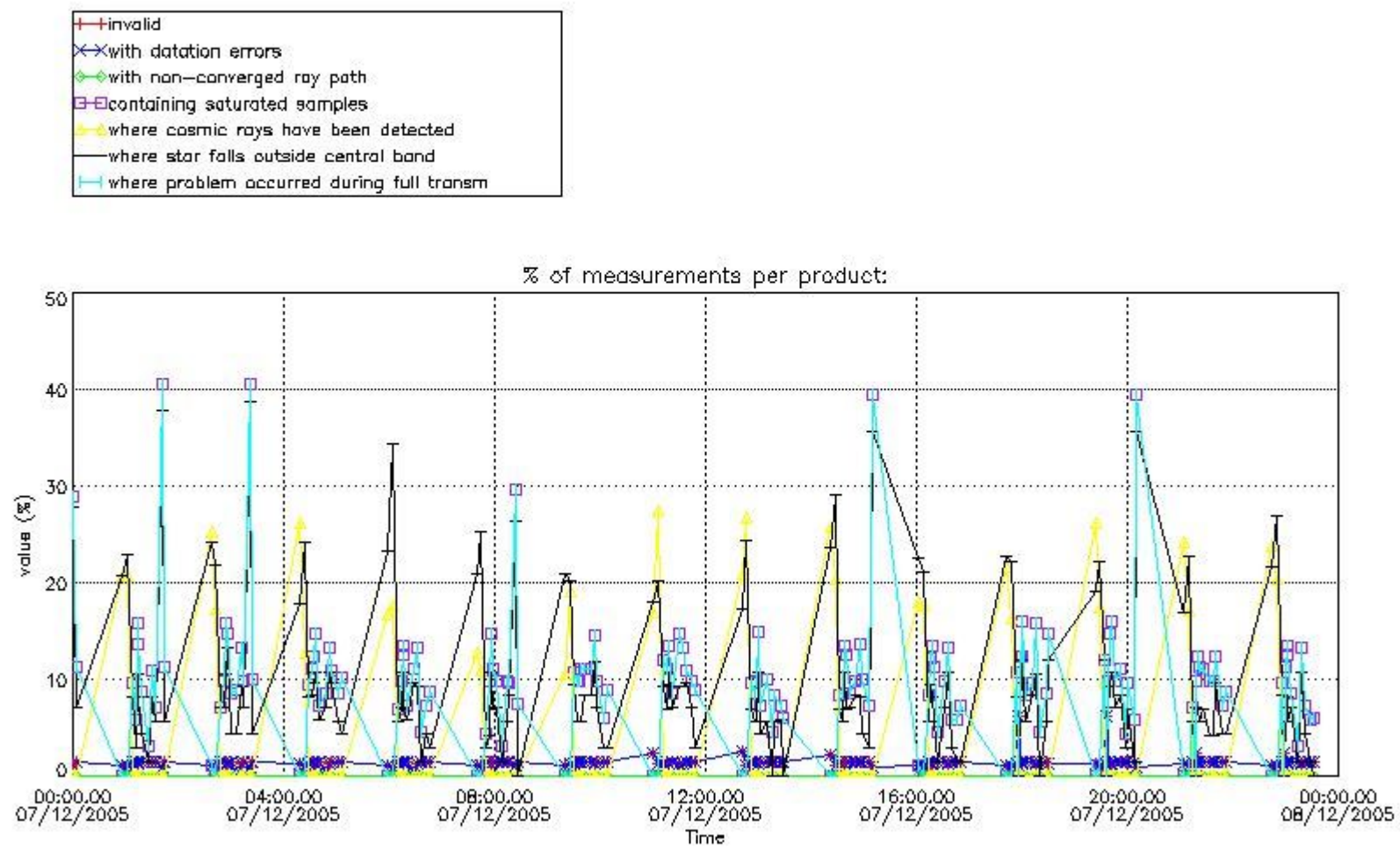
In this section it is plotted some information contained in the Quality Summary data set of the level 2 products that comes from the level 1b processing. Products without errors (error flag in the MPH set to "0") are used.

4.1 Plot quality information per product (time dependant) coming from level 1b processing

4.1.1 Plot level 1 quality information per product (time dependant): ENVISAT ASCENDING passes

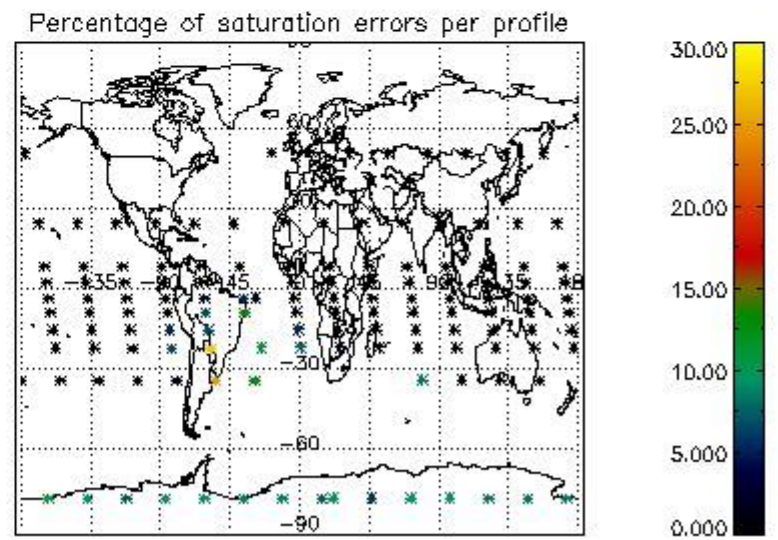
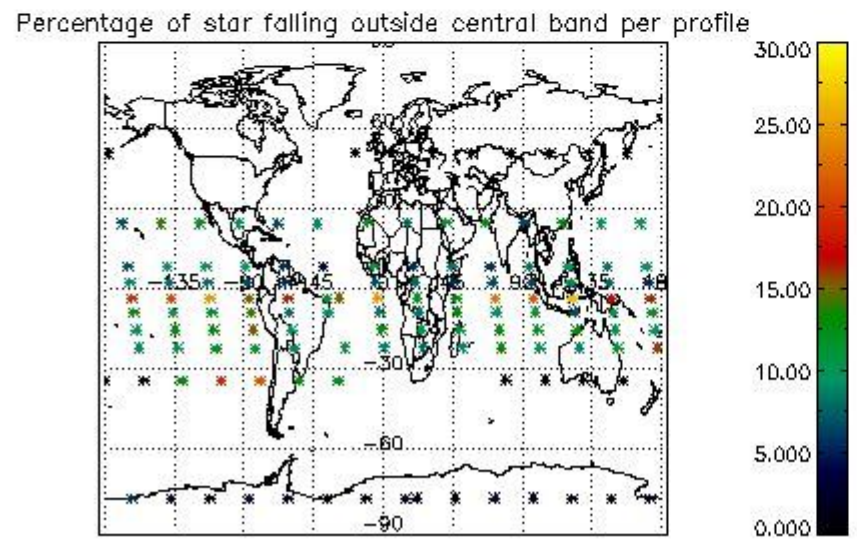
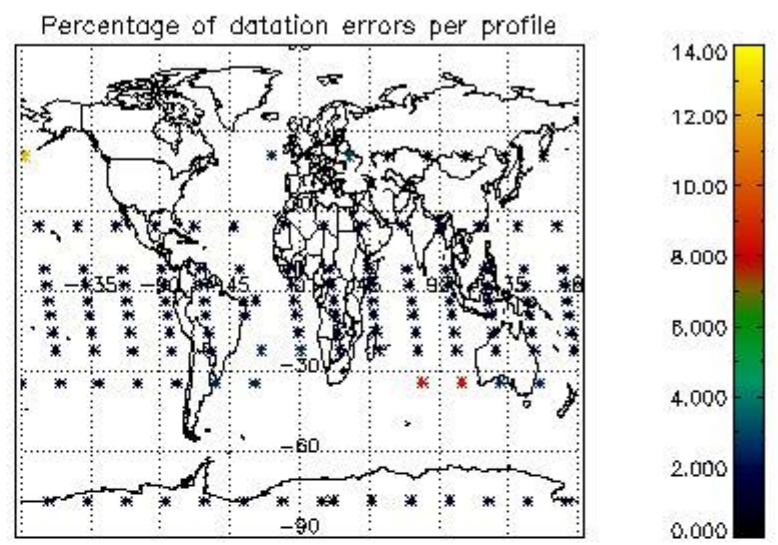
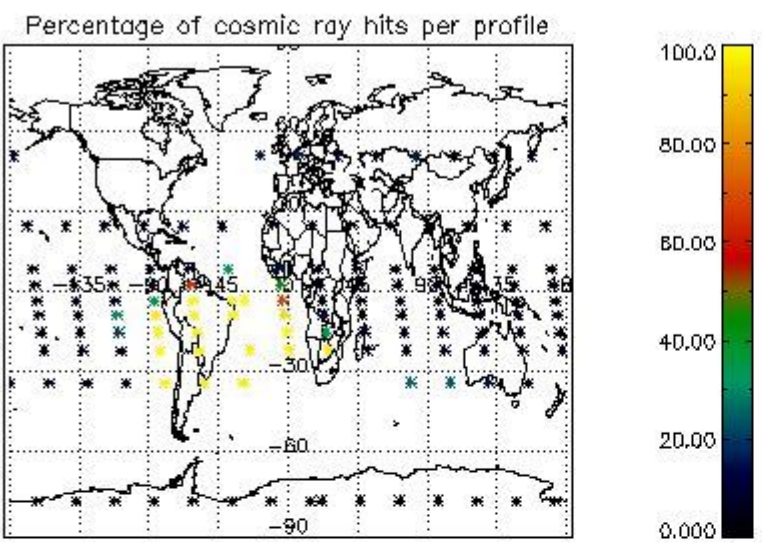


4.1.2 Plot level 1 quality information per product (time dependant): ENVISAT DESCENDING passes

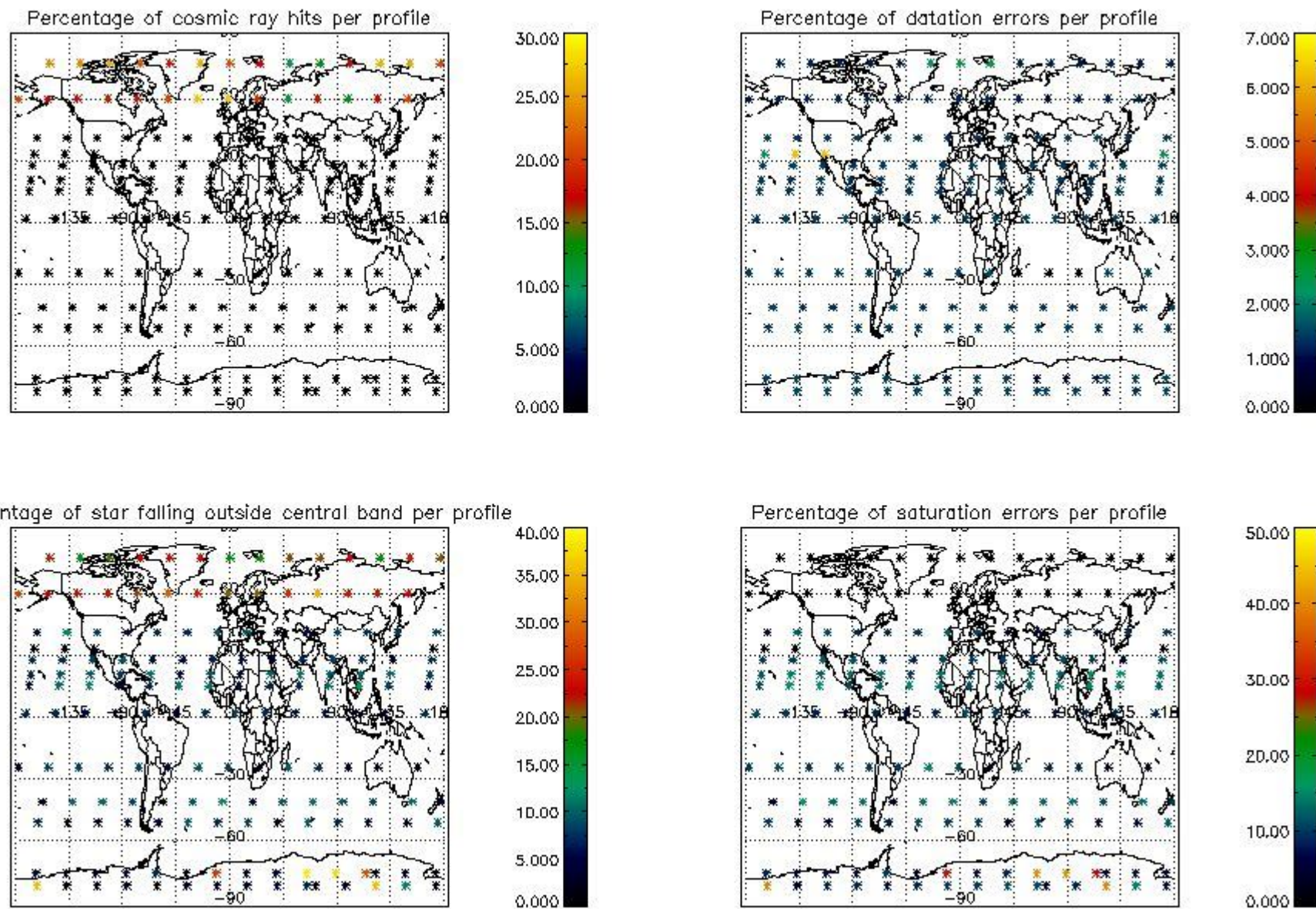


4.2 Plot quality information per product coming from level 1b processing (world map)

4.2.1 Plot level 1 quality information per product (world map): ENVISAT ASCENDING passes



4.2.2 Plot level 1 quality information per product (world map): ENVISAT DESCENDING passes



5. Trace gas profiles

5.1 Ozone statistics based on quality of products

The final quality of the products can be "measured" using the STD (Standard Deviation) attached to every point profile. This information is written to the parameter GOM_NL__2P/NL_LOCAL_SPECIES_DENSITY/o3_std of the level 2 products. The table below shows the statistics for given STD ranges.

The statistics are given with respect to the overall valid production:

- Products without fatal errors: GOM_NL__2P/MPH/PRODUCT_ERR=0
- Valid point profile: GOM_NL__2P/NL_LOCAL_SPECIES_DENSITY/pcd(0)=0

The 'Criteria' is applied to valid points of dark limb products:

- Products in dark limb illumination condition: GOM_NL__2P/NL_SUMMARY_QUALITY/obs_ill_cond=0
- Products without fatal errors: GOM_NL__2P/MPH/PRODUCT_ERR=0
- Valid point profile: GOM_NL__2P/NL_LOCAL_SPECIES_DENSITY/pcd(0)=0

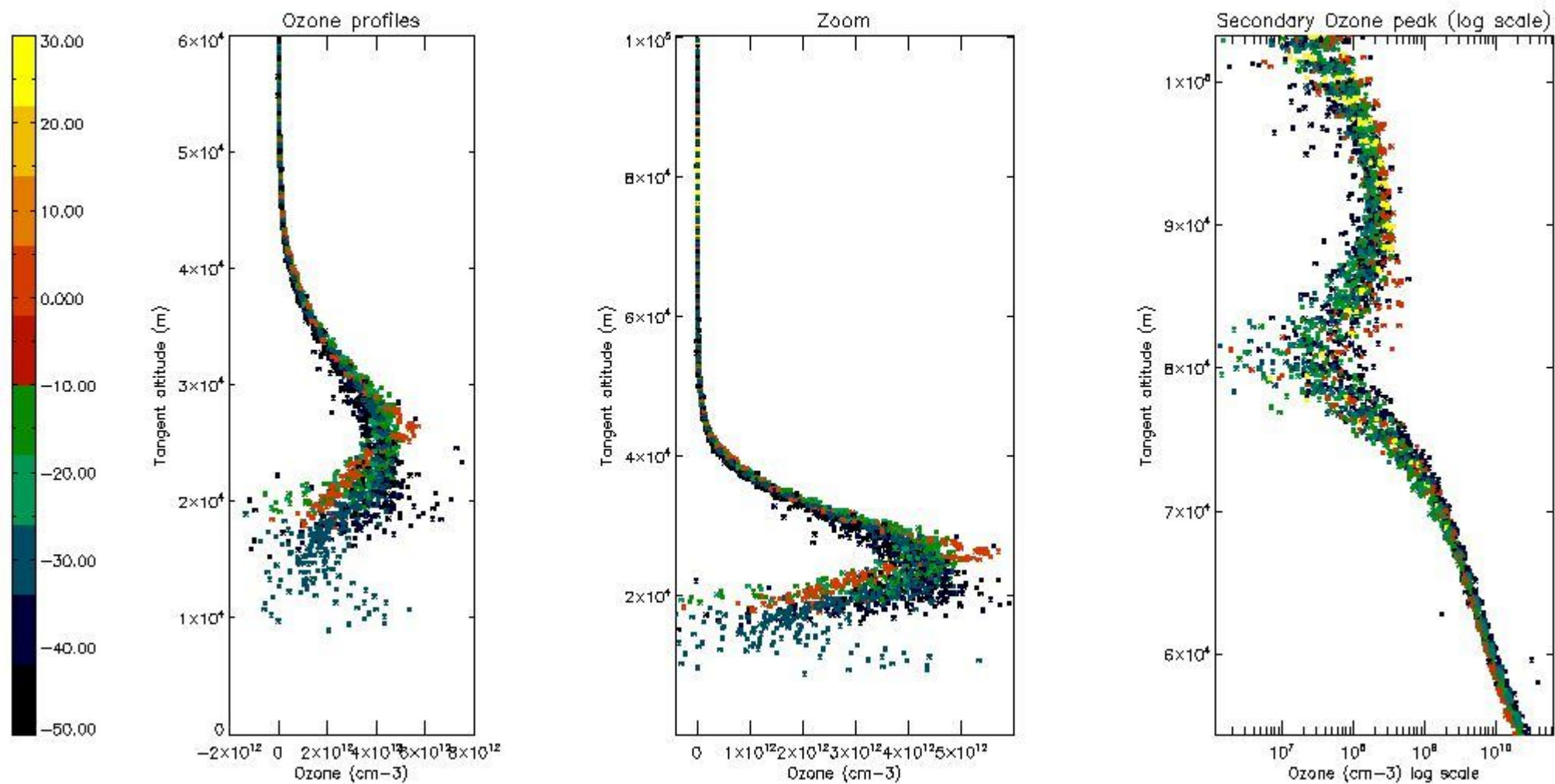
So, the table below shows the percentage of dark limb and valid observations for each criteria with respect to the overall valid daily observations.

Criteria	% of total production
All STD	35
STD < 20	23

STD < 10	19
STD < 5	13

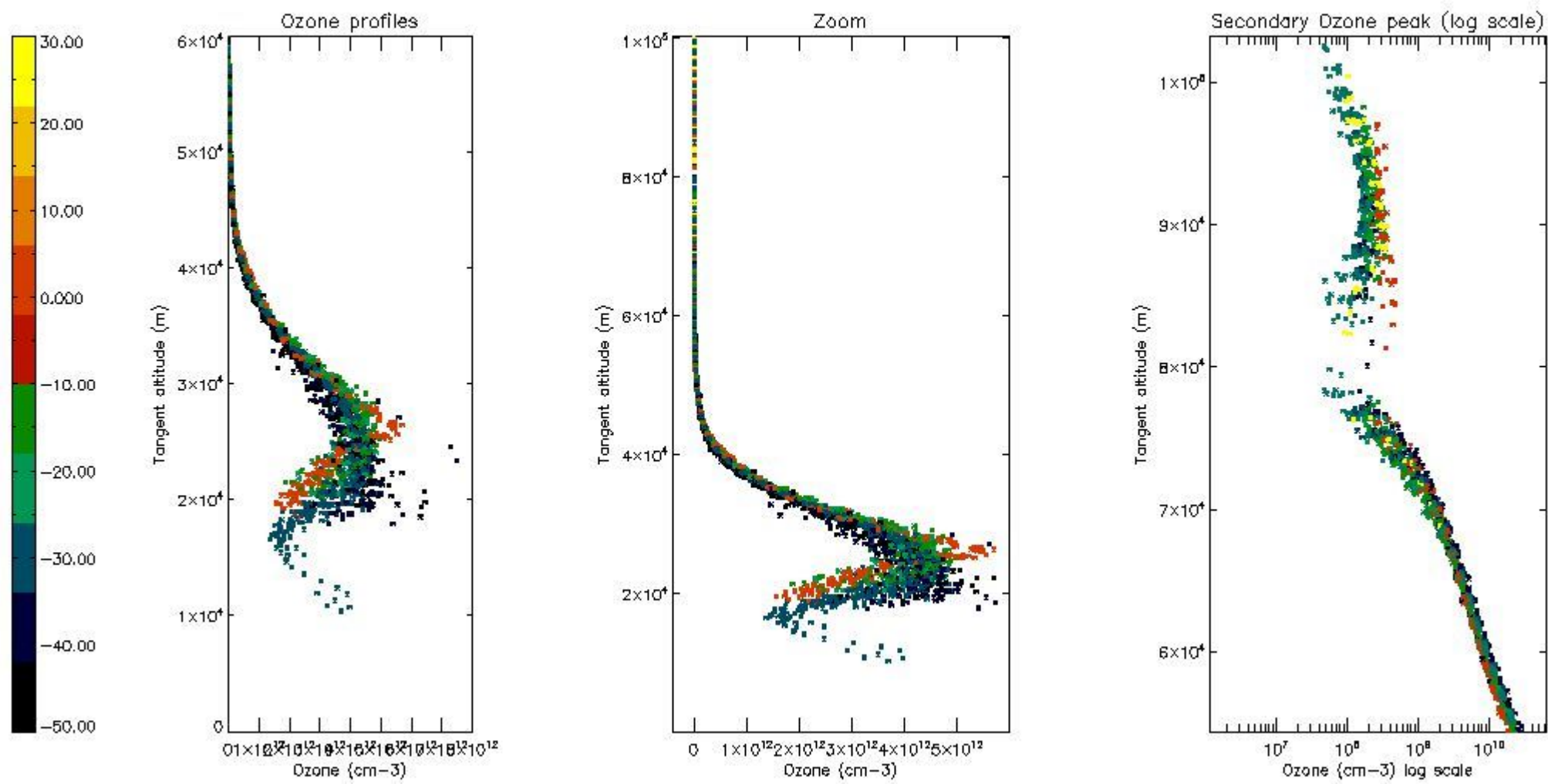
5.2 Plot ozone profiles for all STD (dark without errors)

The colorbar represents the latitude.



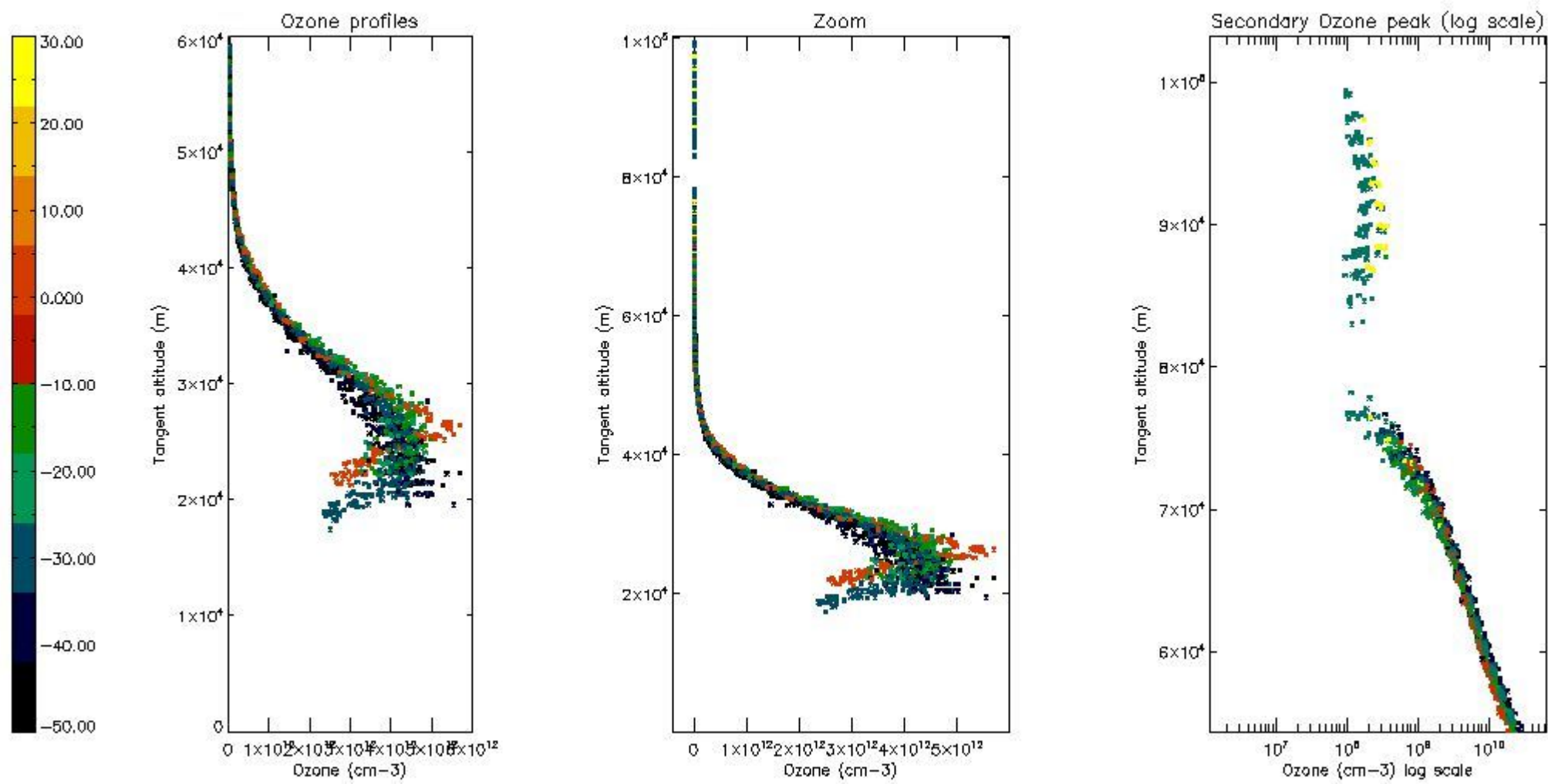
5.3 Plot ozone profiles where STD < 20% (dark without errors)

The colorbar represents the latitude.



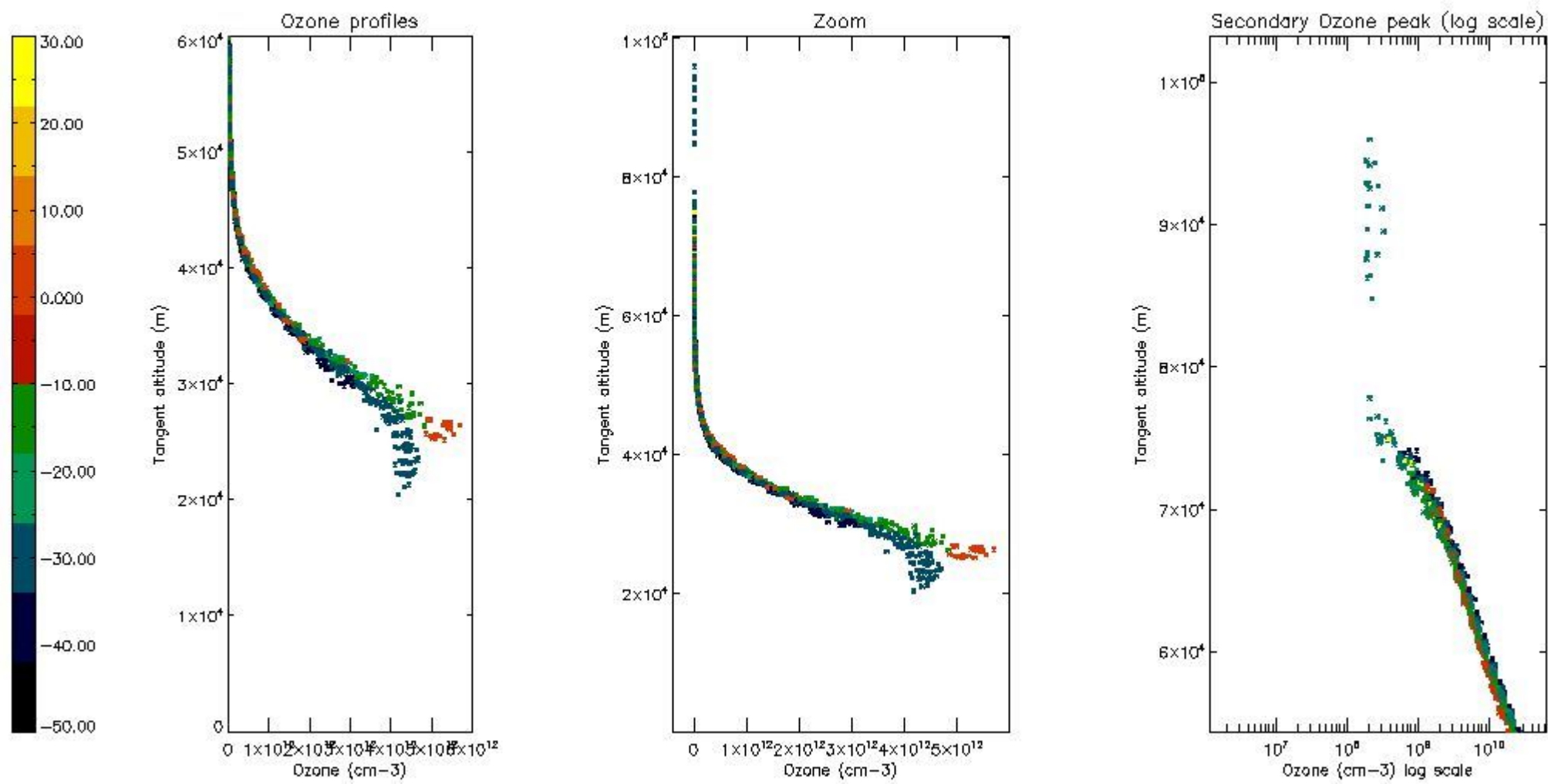
5.4 Plot ozone profiles where STD < 10% (dark without errors)

The colorbar represents the latitude.



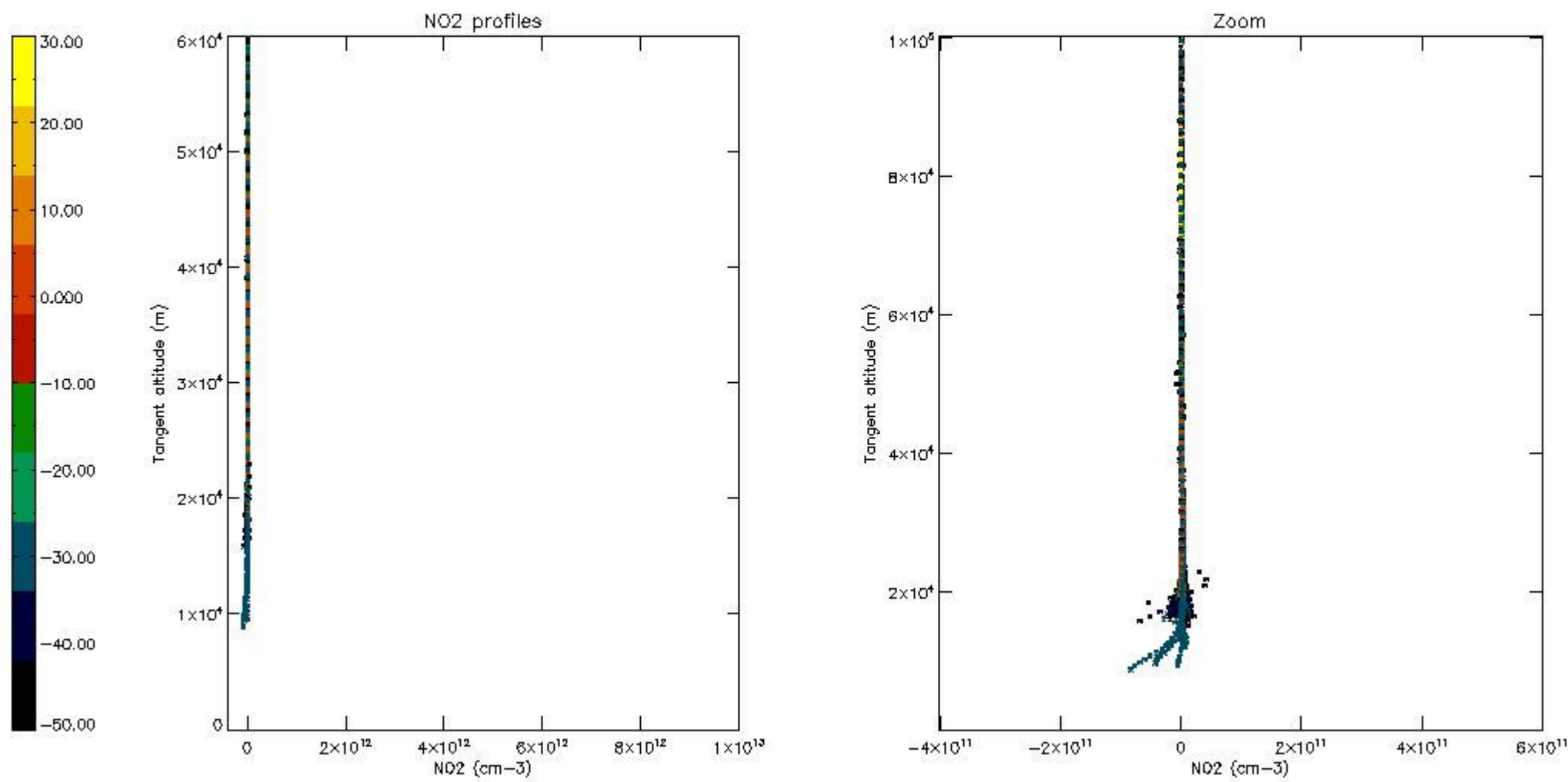
5.5 Plot ozone profiles where STD < 5% (dark without errors)

The colorbar represents the latitude.



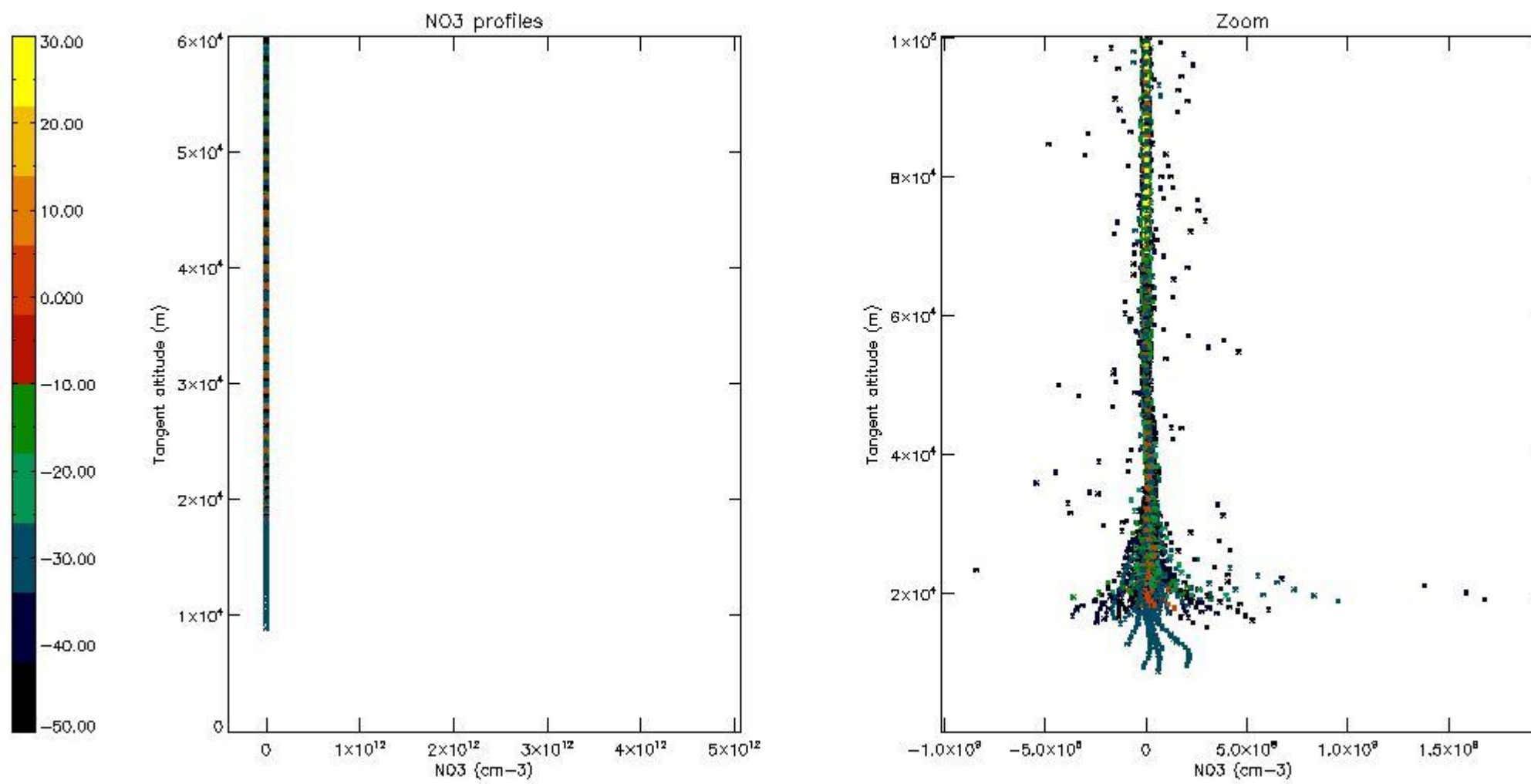
5.6 Plot NO₂ profiles for all STD (dark without errors)

The colorbar represents the latitude.



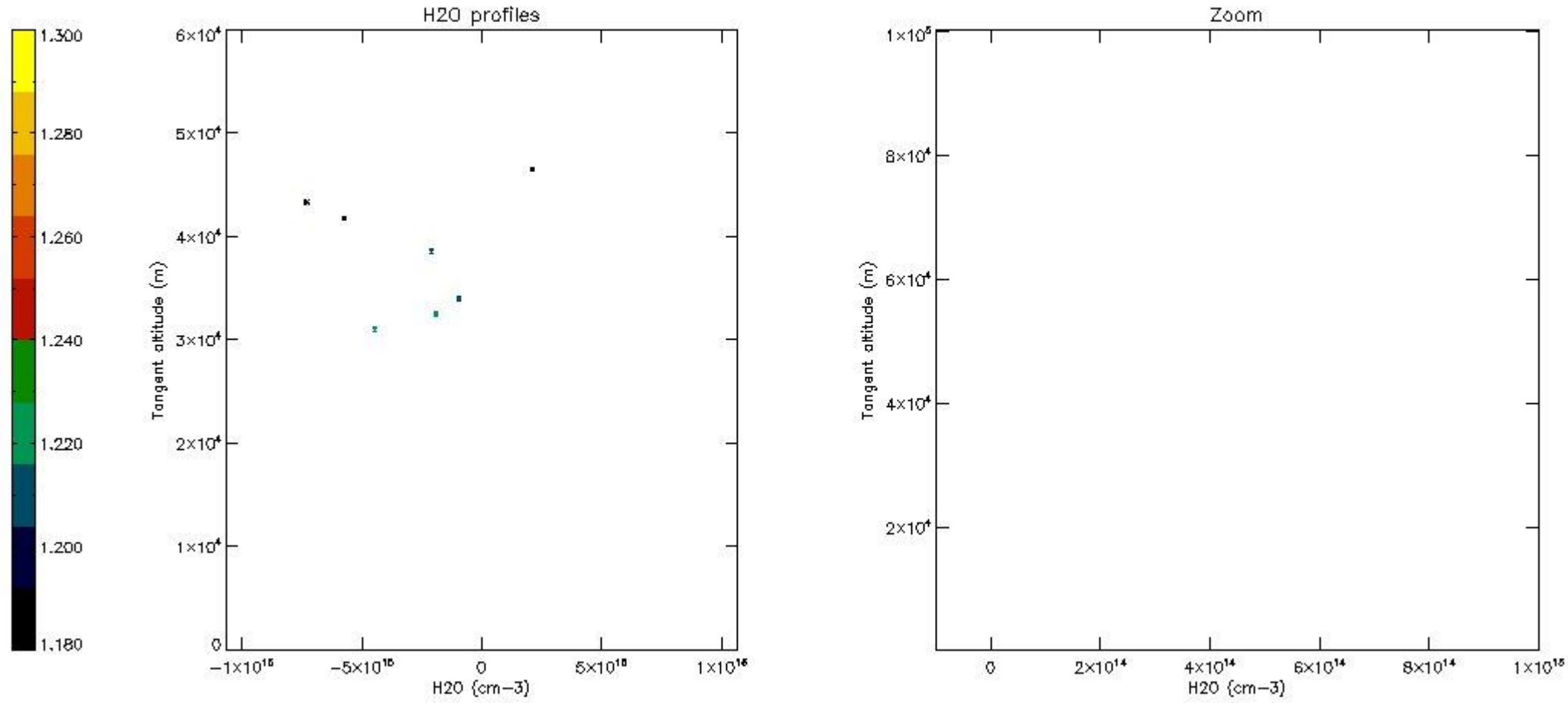
5.7 Plot NO3 profiles for all STD (dark without errors)

The colorbar represents the latitude.



5.8 Plot H2O profiles for all STD (only for occultations of stars 1,2,3,4,13,14,16,26,63 dark without errors)

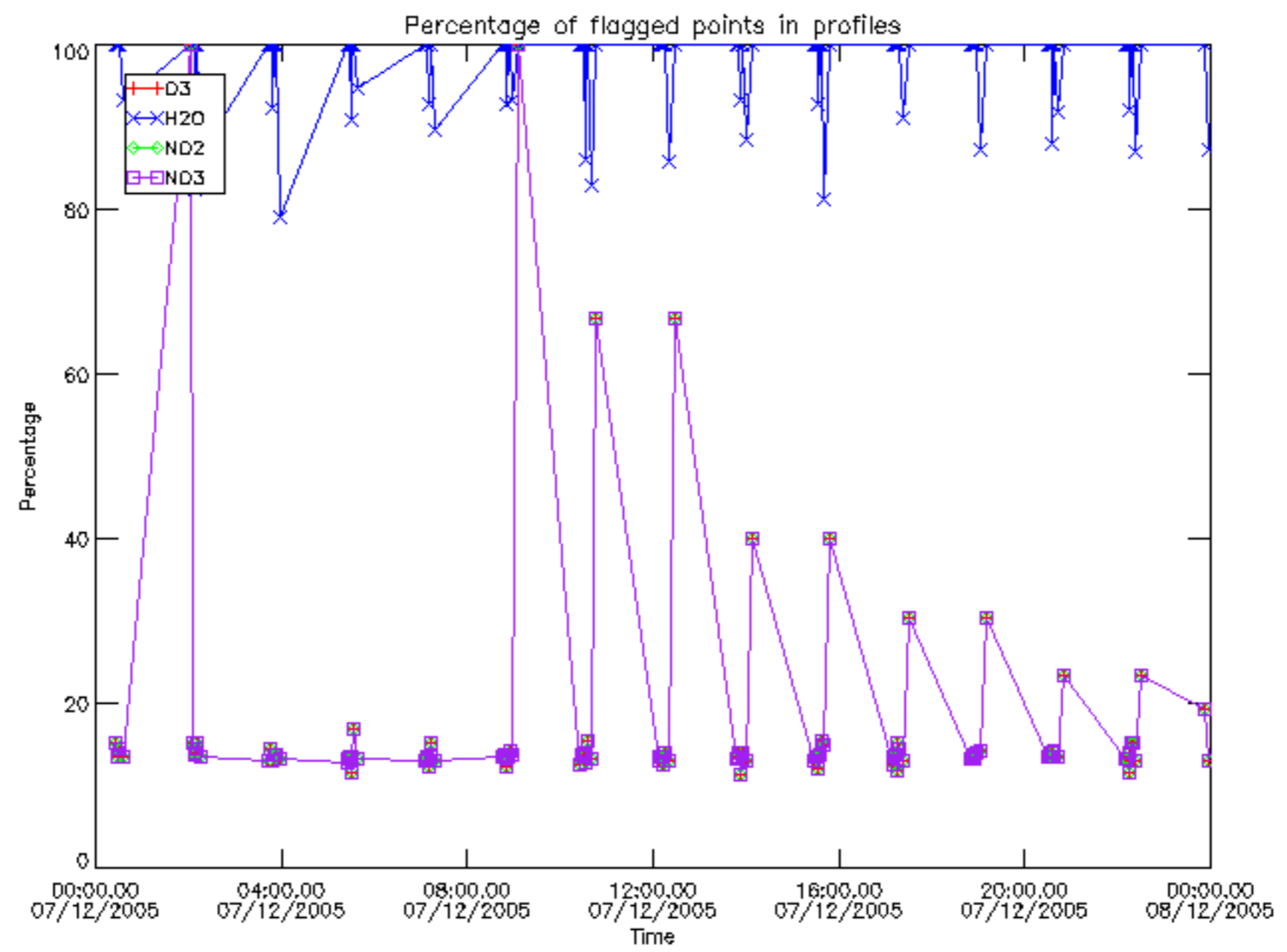
The colorbar represents the latitude.



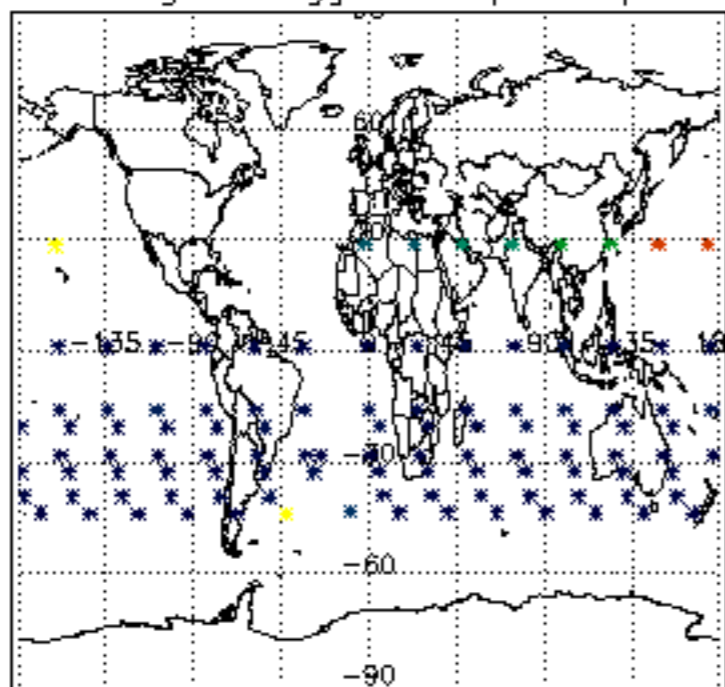
6. Auxiliary Data Files used for the production reported in section 2

The number reported in the third column indicates since which file (see list in section 2) the corresponding auxiliary file has been used. The fourth column is the date of those product files.

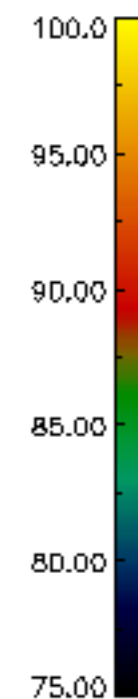
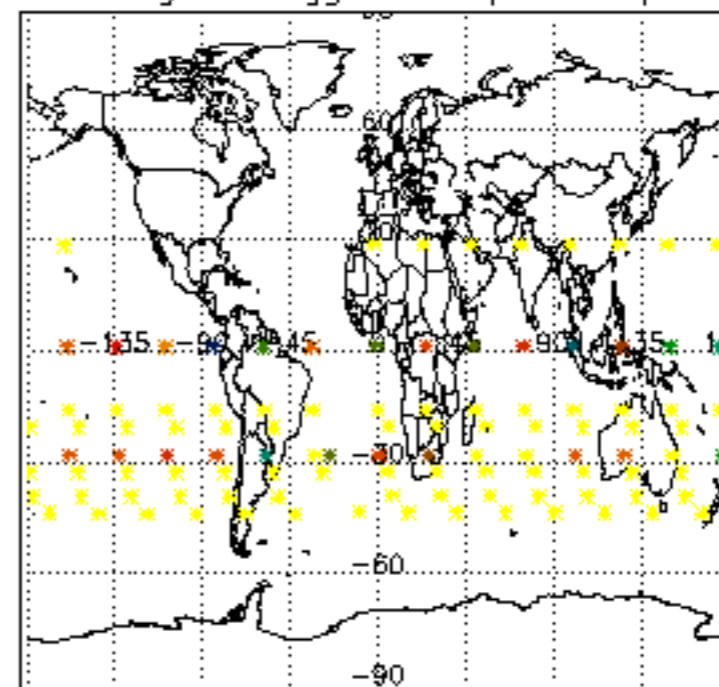
Type	Auxiliary Filename	Used since product	Used since product date
INST_PHYS_CHARACTERISTICS	GOM_INS_AXVIEC20091111_143220_20030716_120000_20500101_000000	1	07-DEC-2005 00:00:33
LEVEL-2_PROC_CONFIG	GOM_PR2_AXVIEC20091111_152718_20020301_000000_20500101_000000	1	07-DEC-2005 00:00:33
CROSS_SECTIONS_FILE	GOM_CRS_AXVIEC20091111_154832_20020301_000000_20500101_000000	1	07-DEC-2005 00:00:33



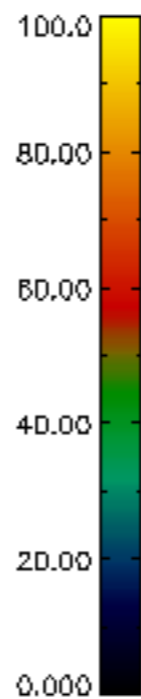
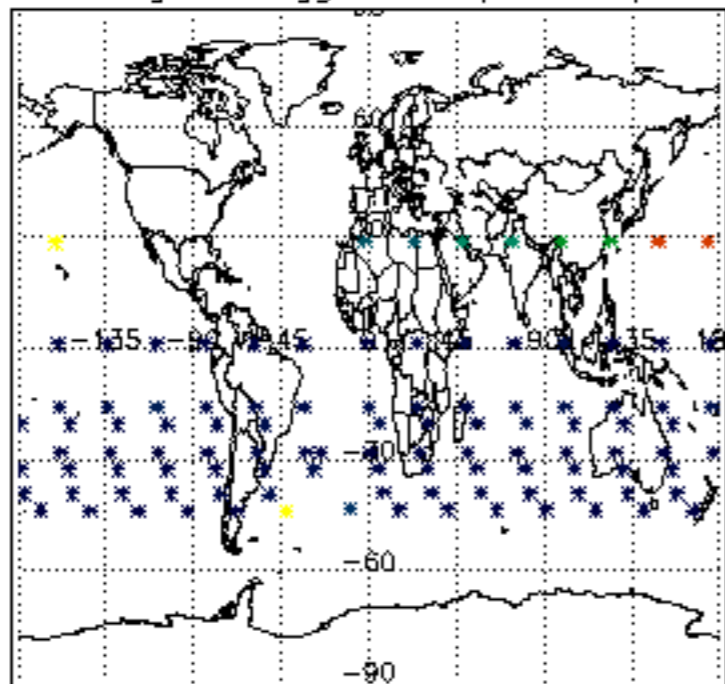
Percentage of flagged data per D3 profile



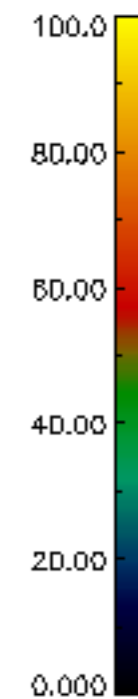
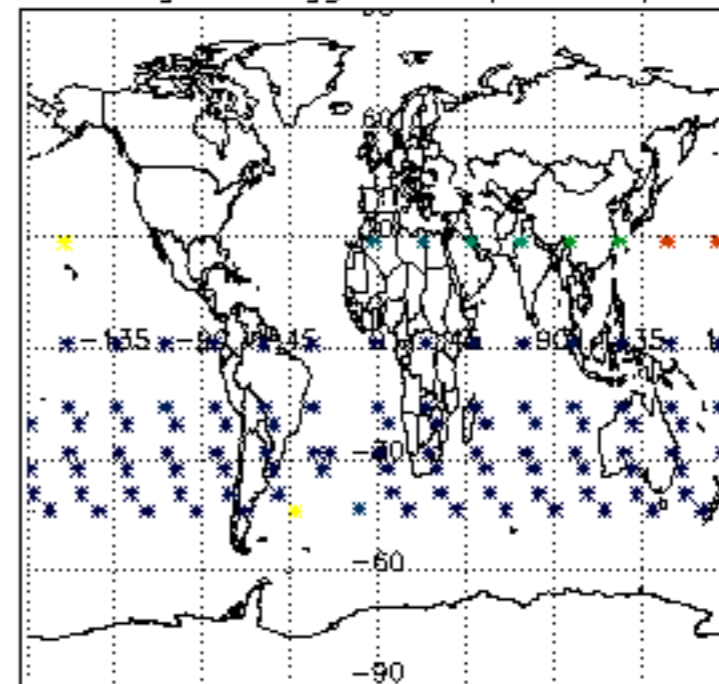
Percentage of flagged data per H2O profile

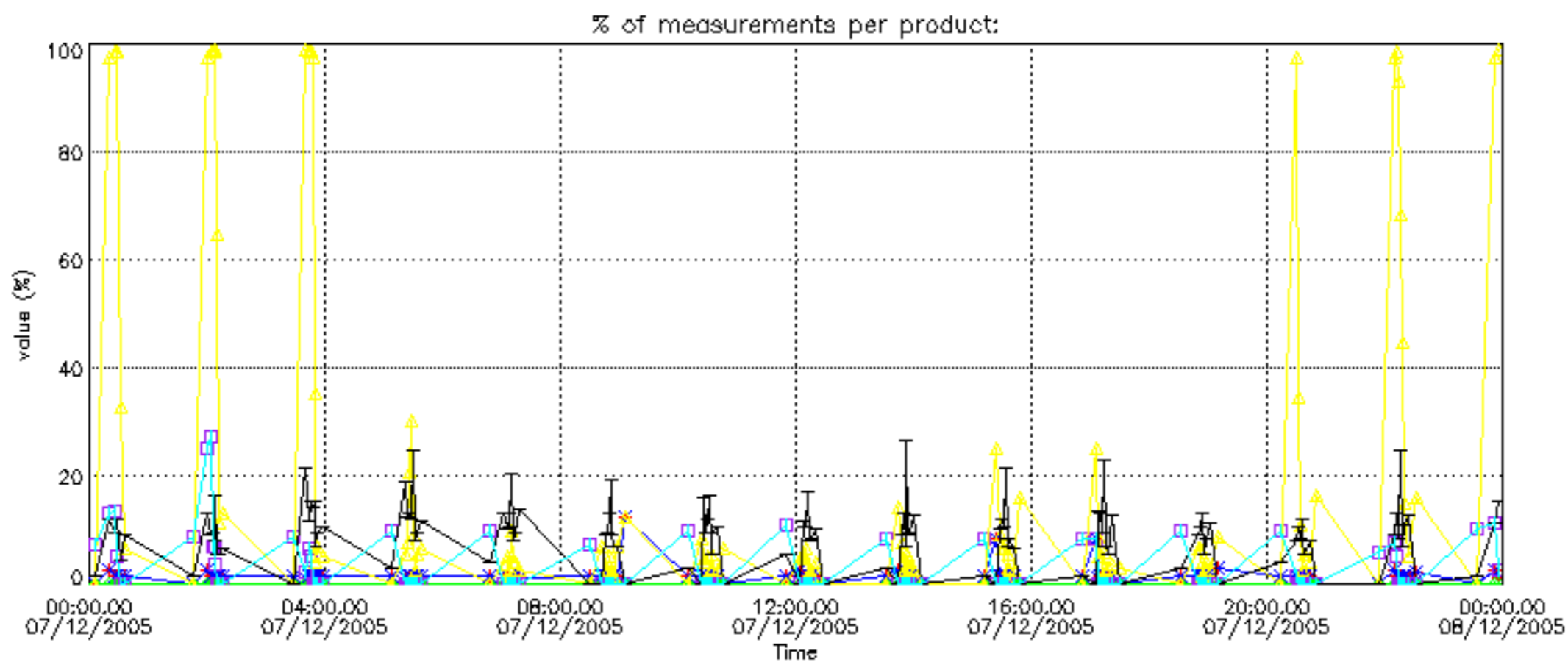


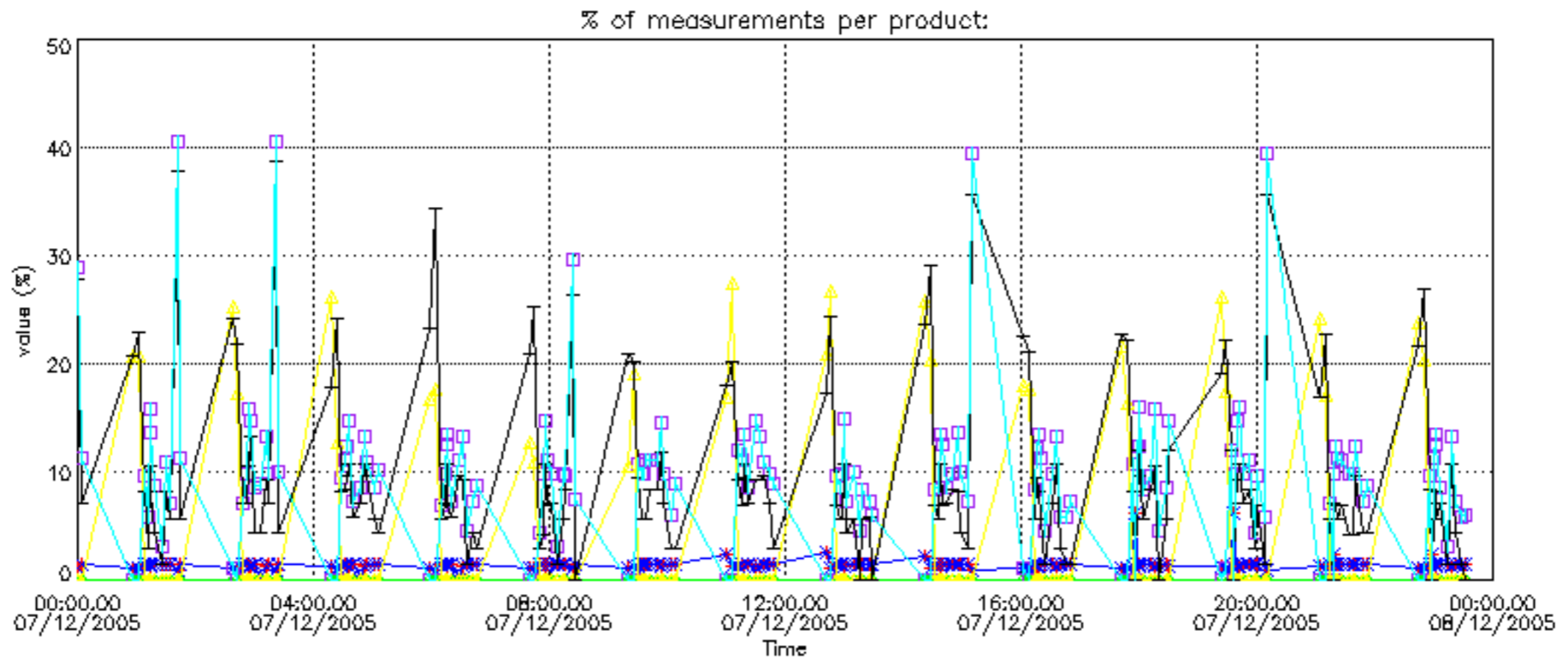
Percentage of flagged data per NO2 profile



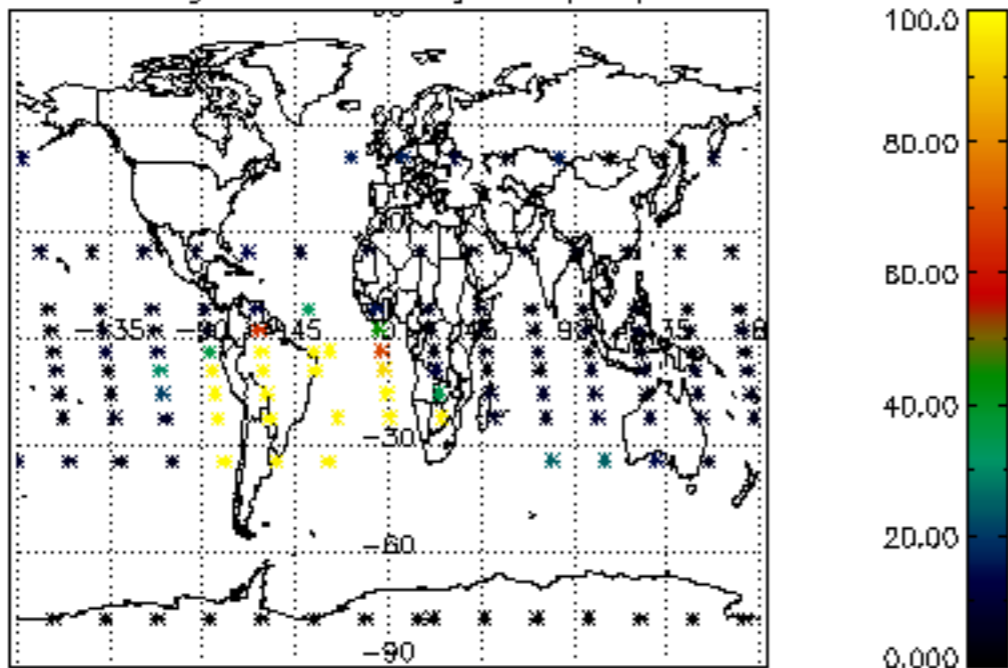
Percentage of flagged data per NO3 profile



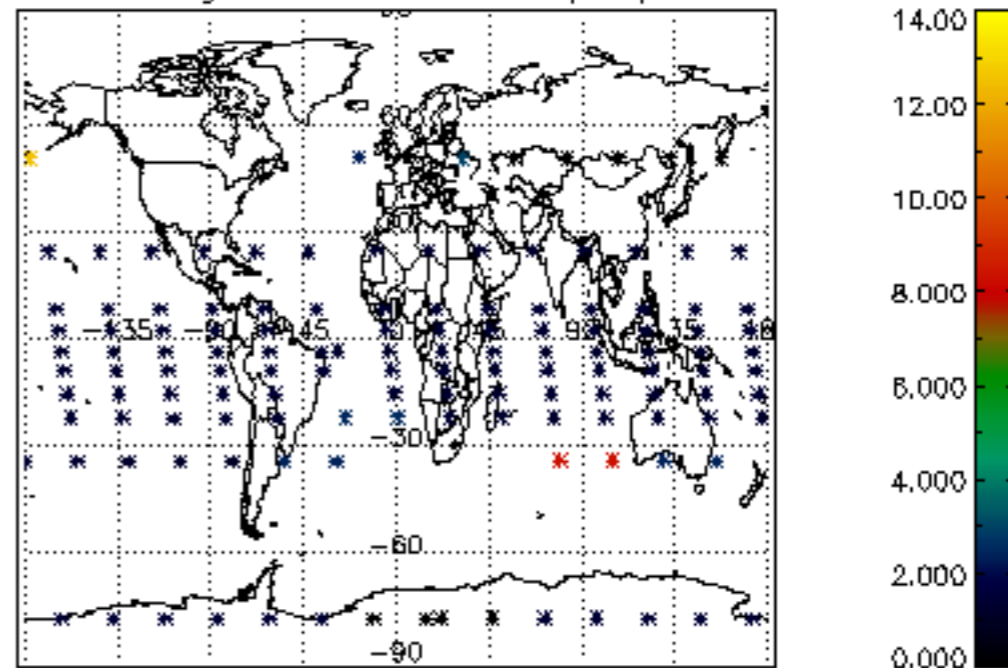




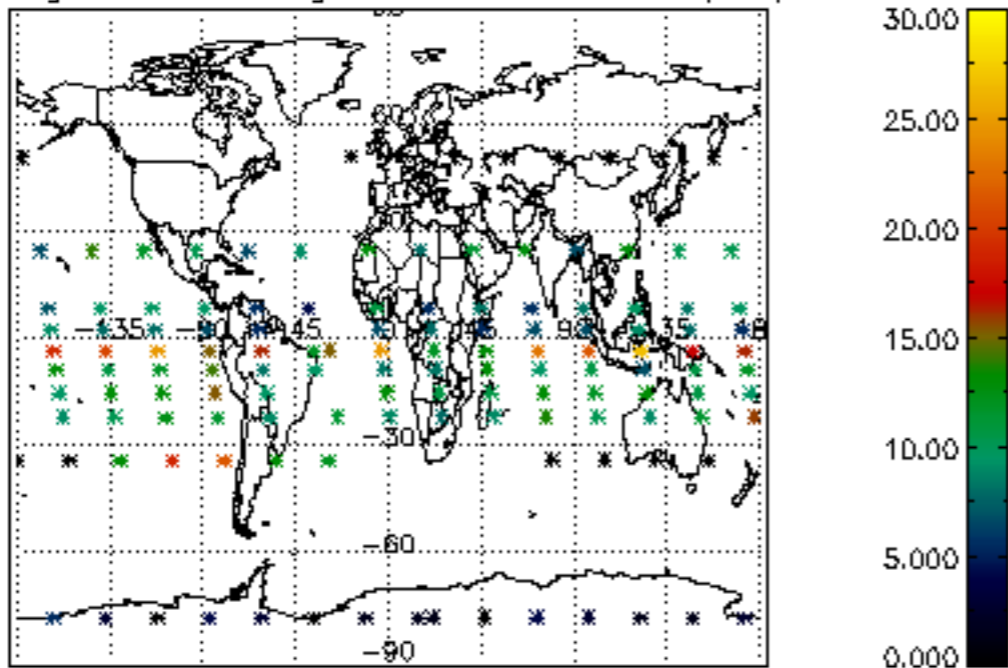
Percentage of cosmic ray hits per profile



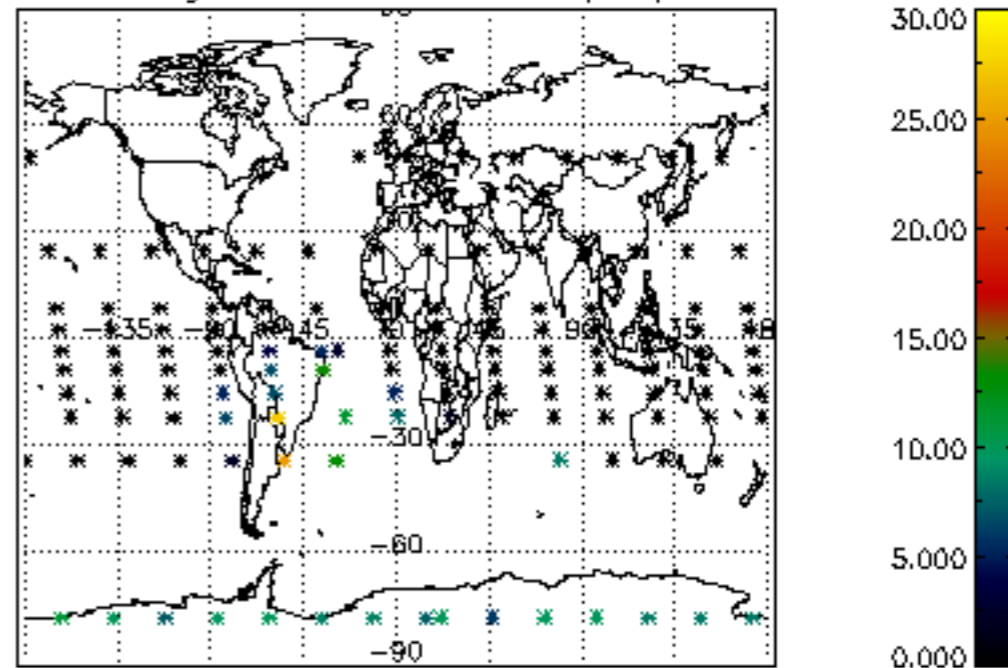
Percentage of datation errors per profile



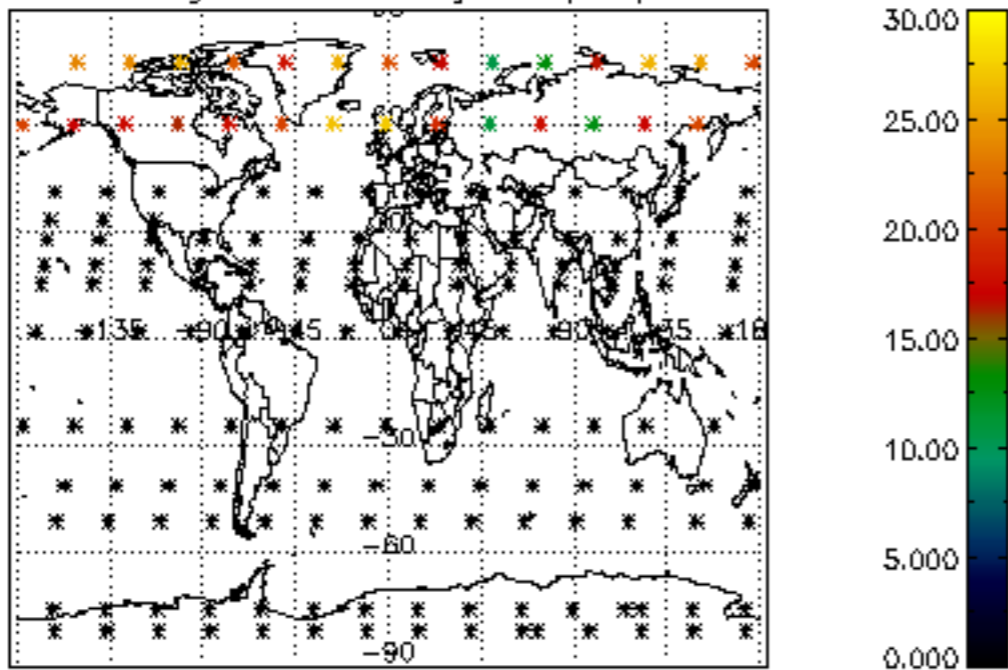
Percentage of star falling outside central band per profile



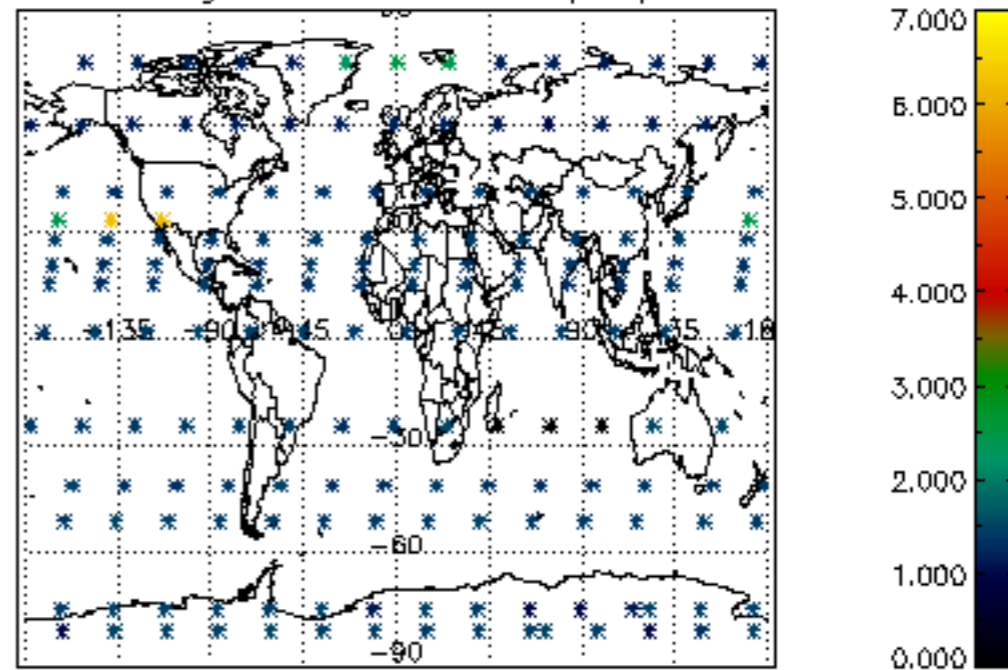
Percentage of saturation errors per profile



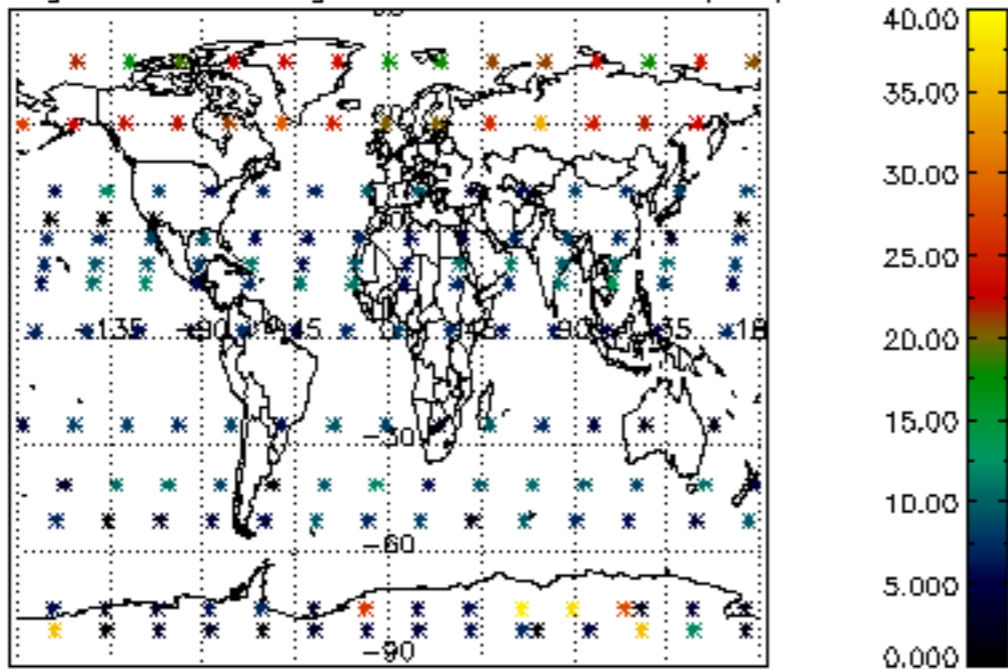
Percentage of cosmic ray hits per profile



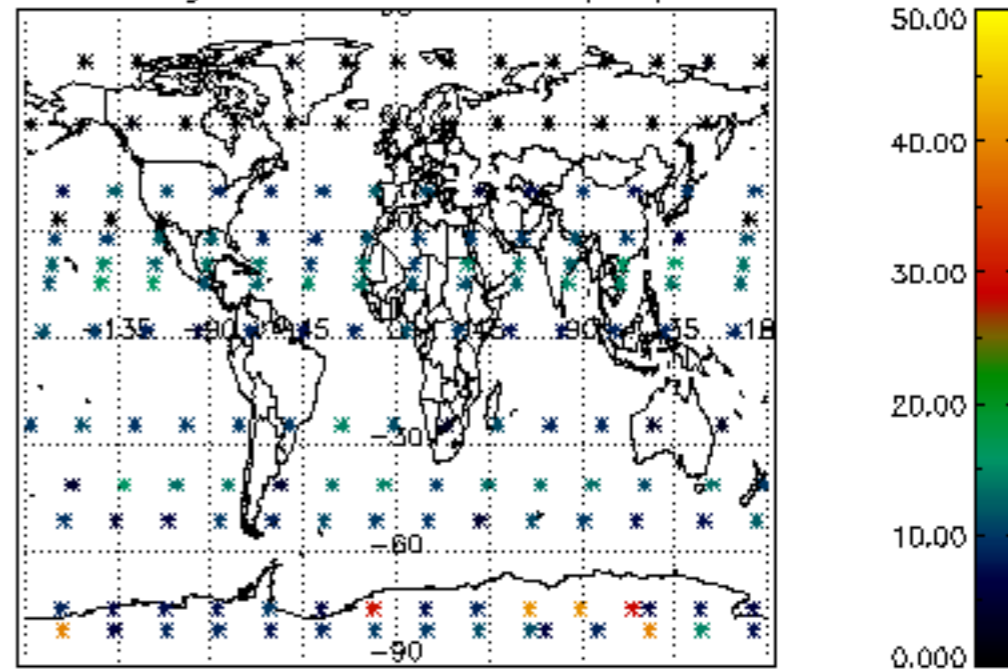
Percentage of datation errors per profile

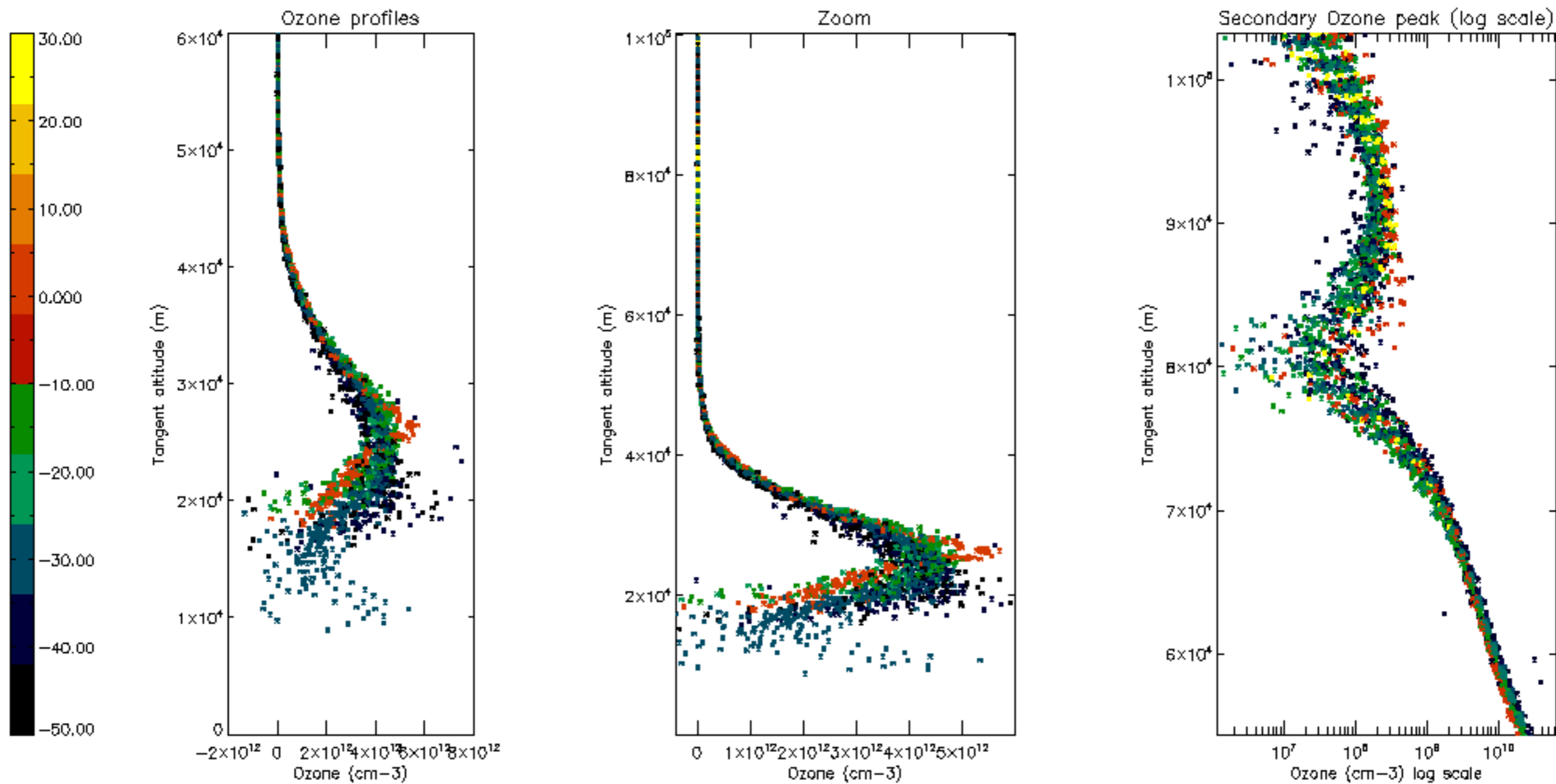


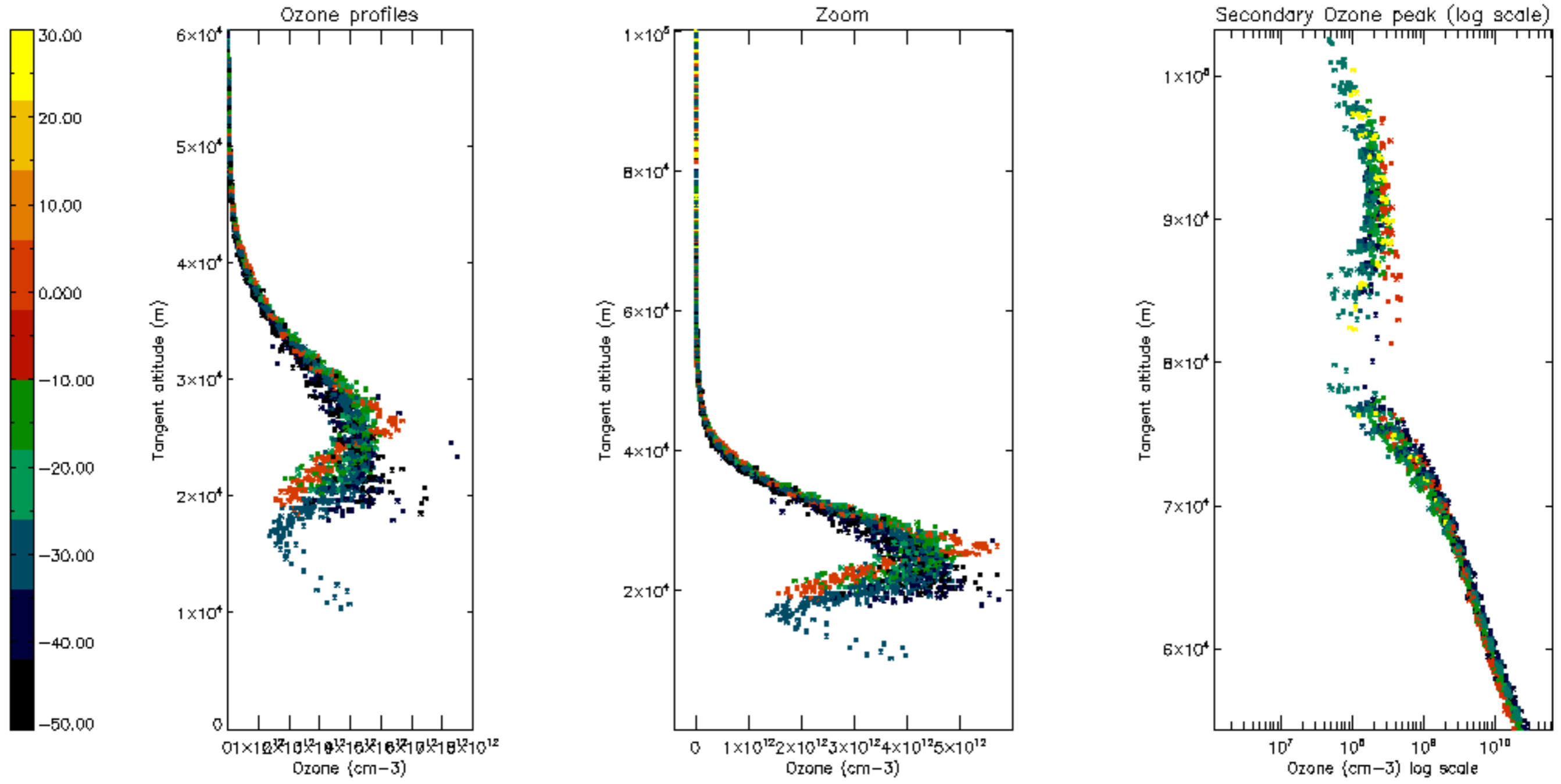
Percentage of star falling outside central band per profile

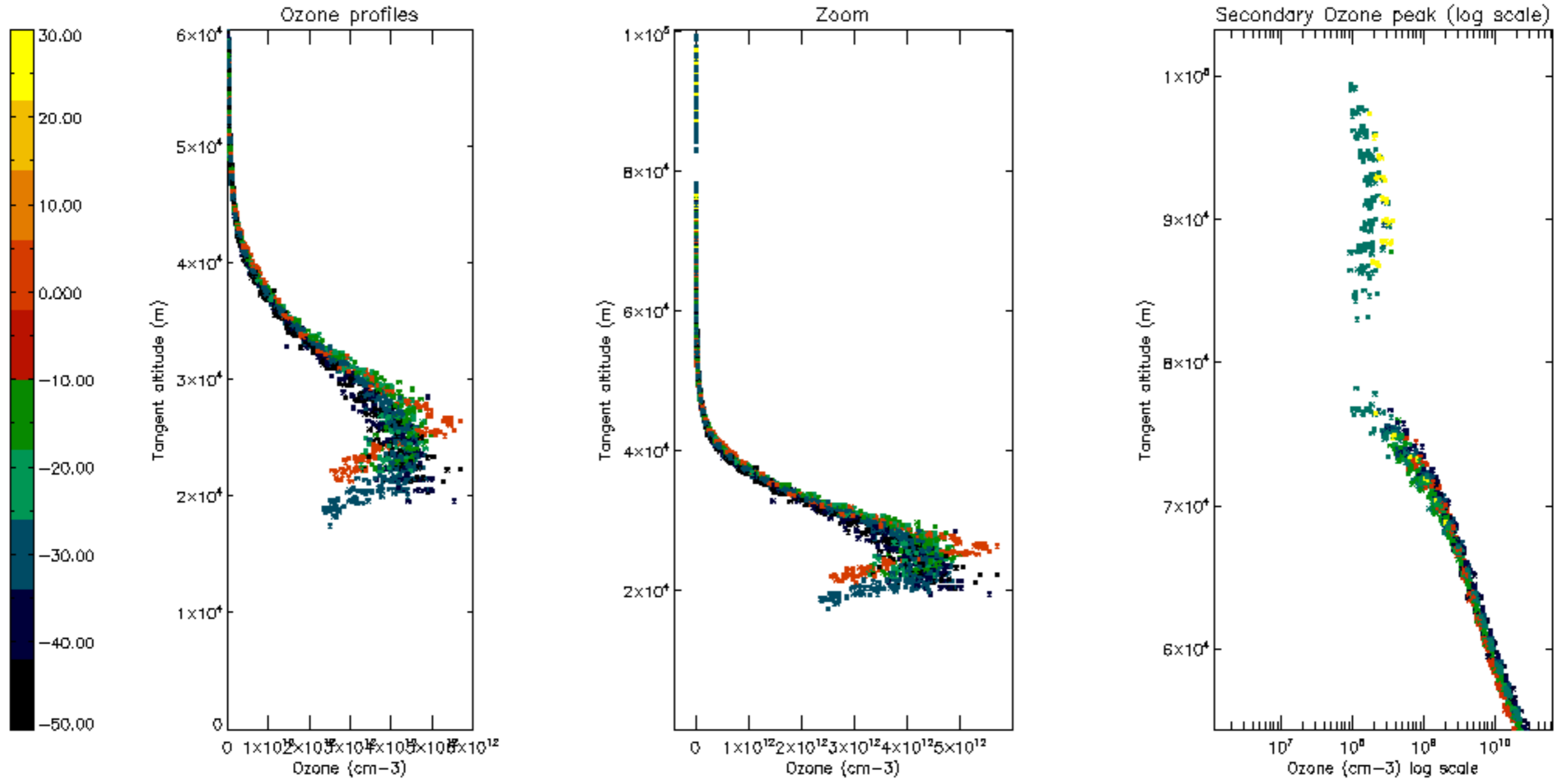


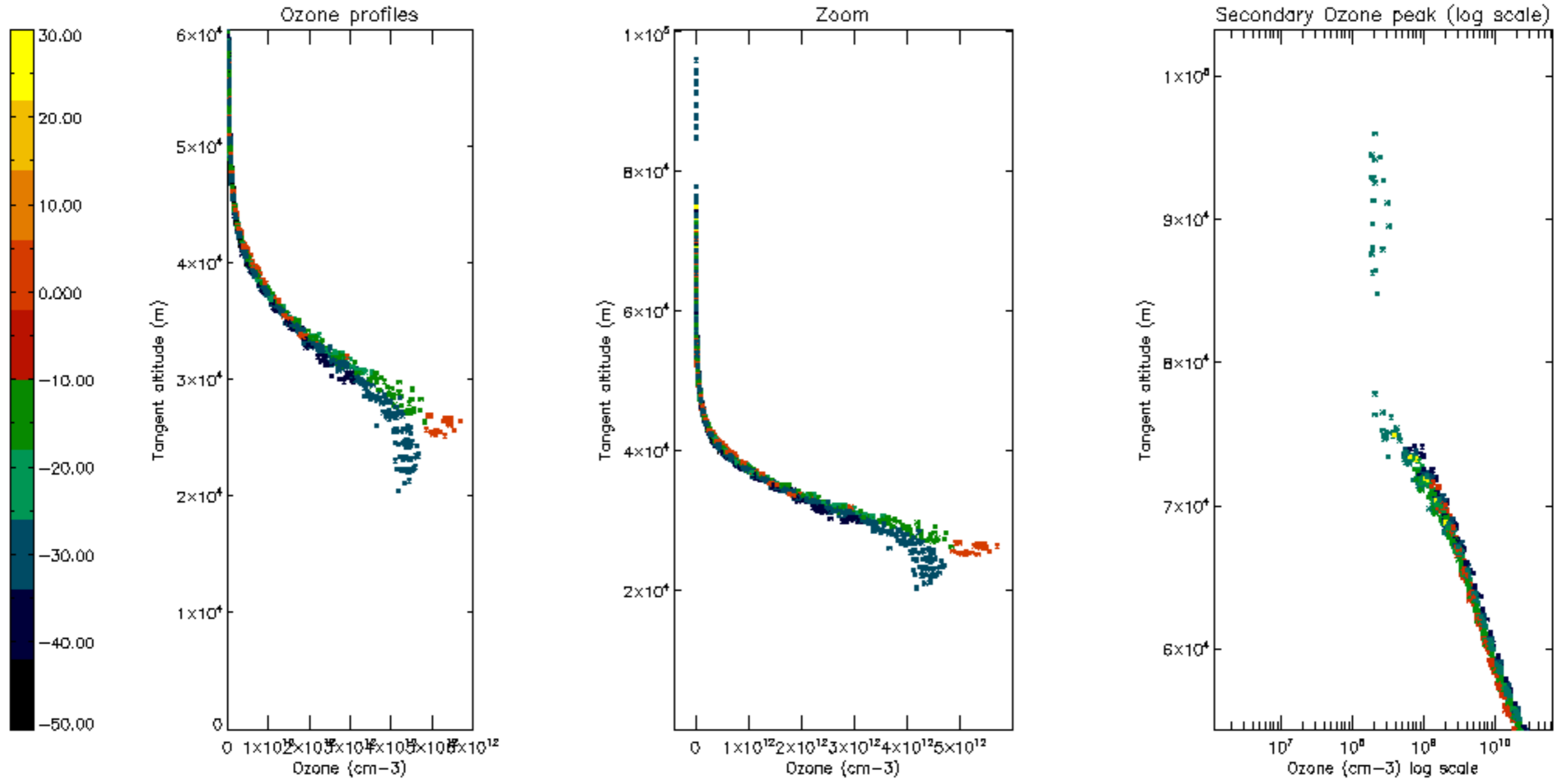
Percentage of saturation errors per profile

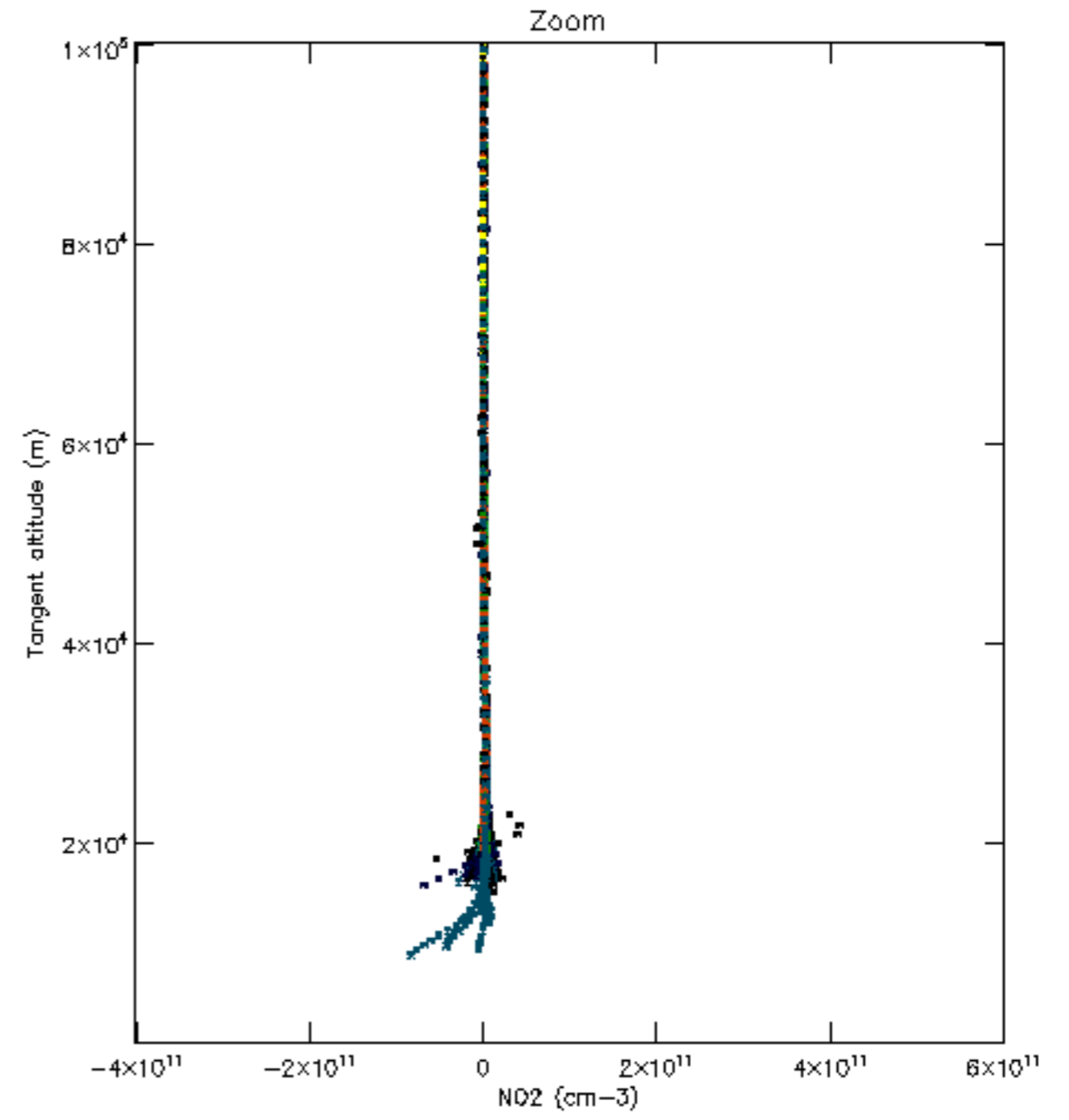
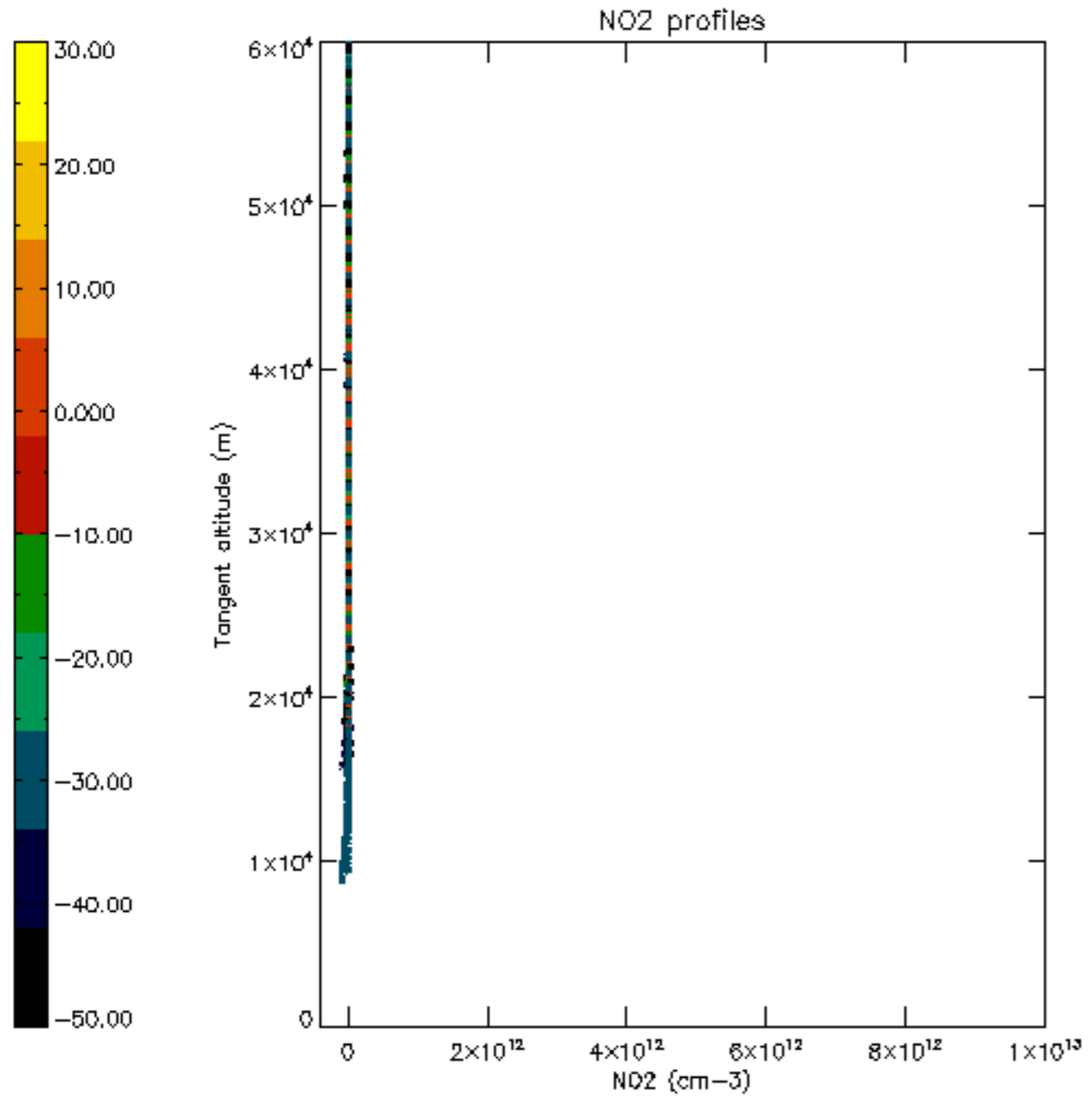


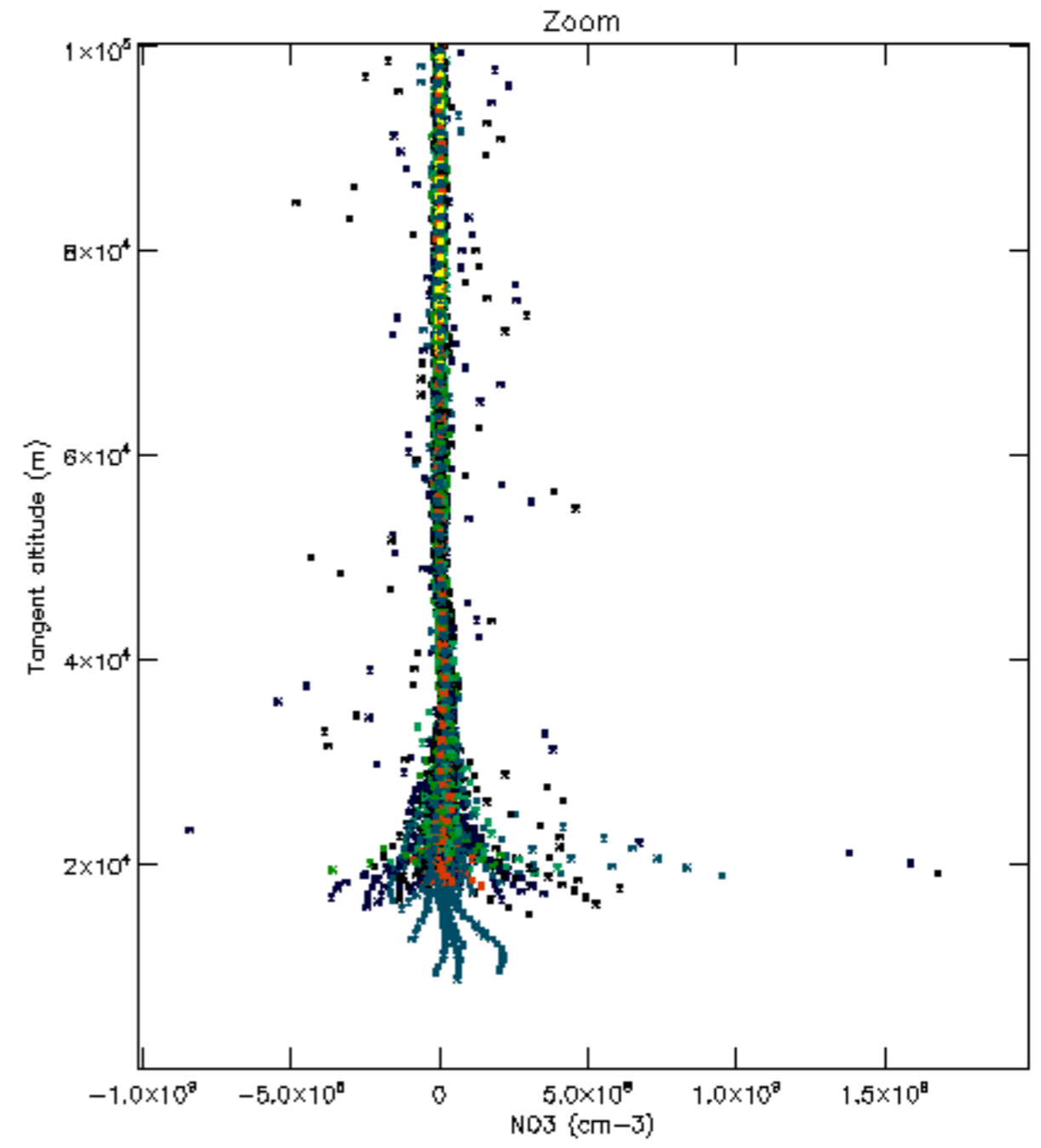
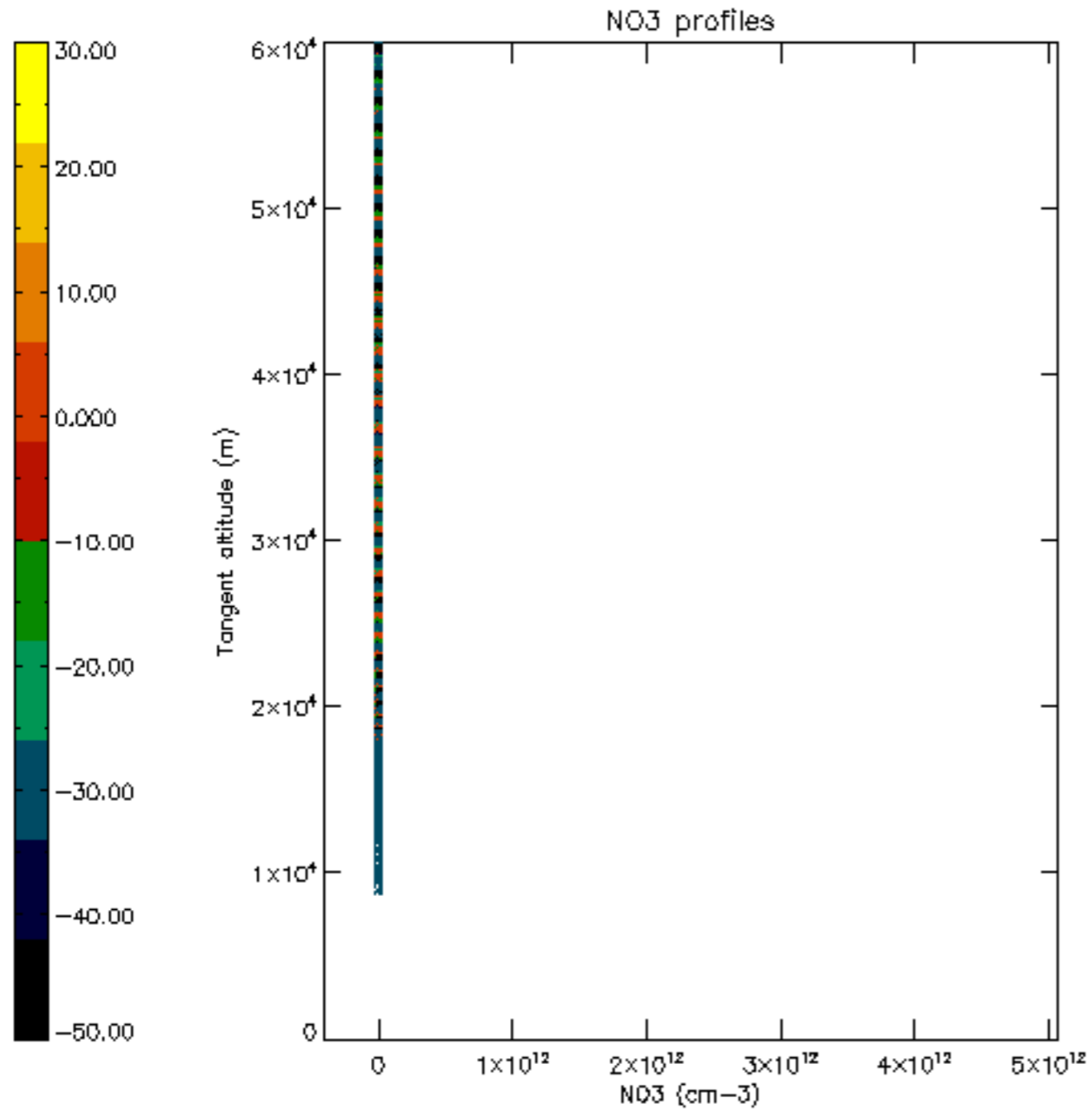


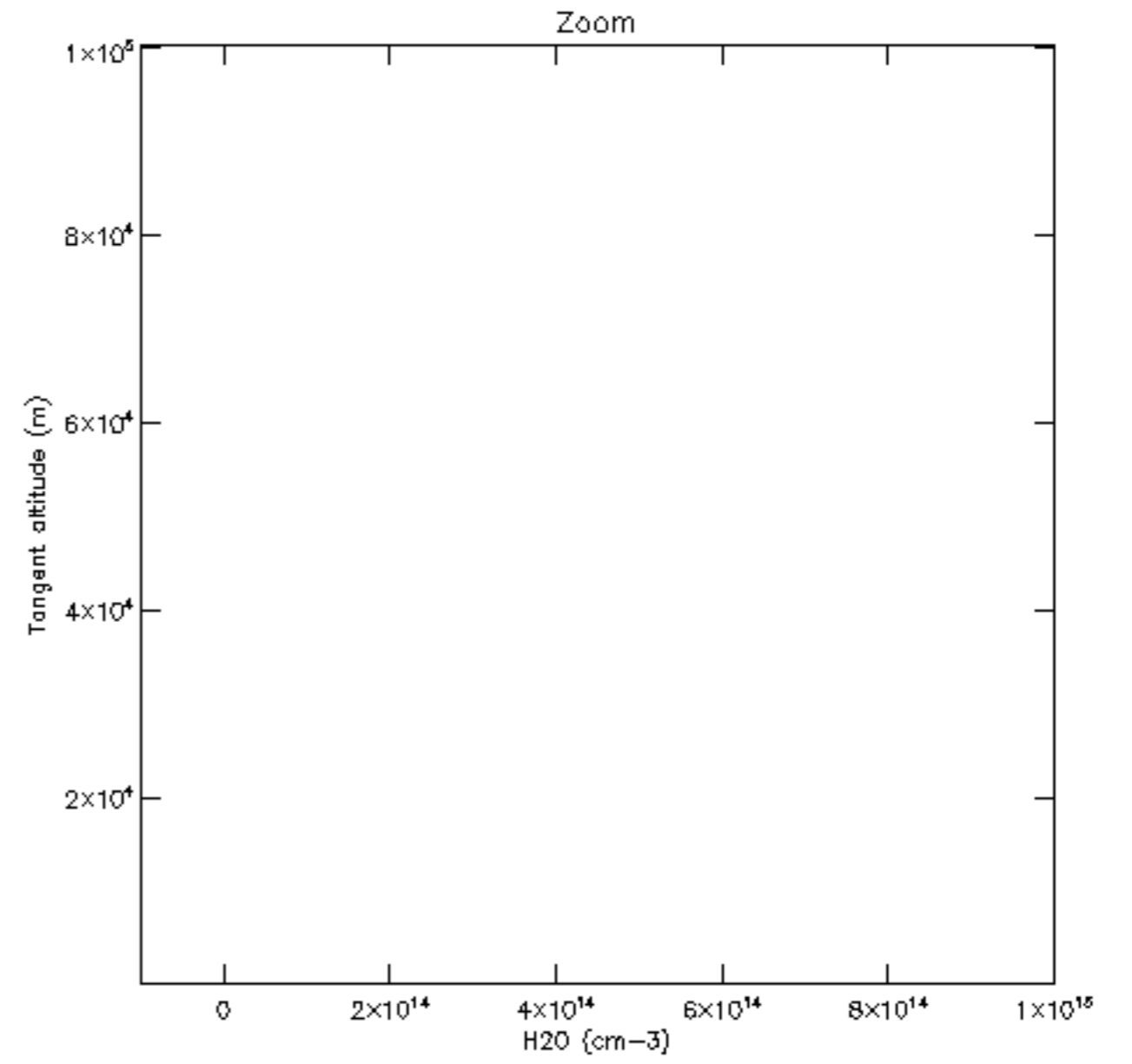
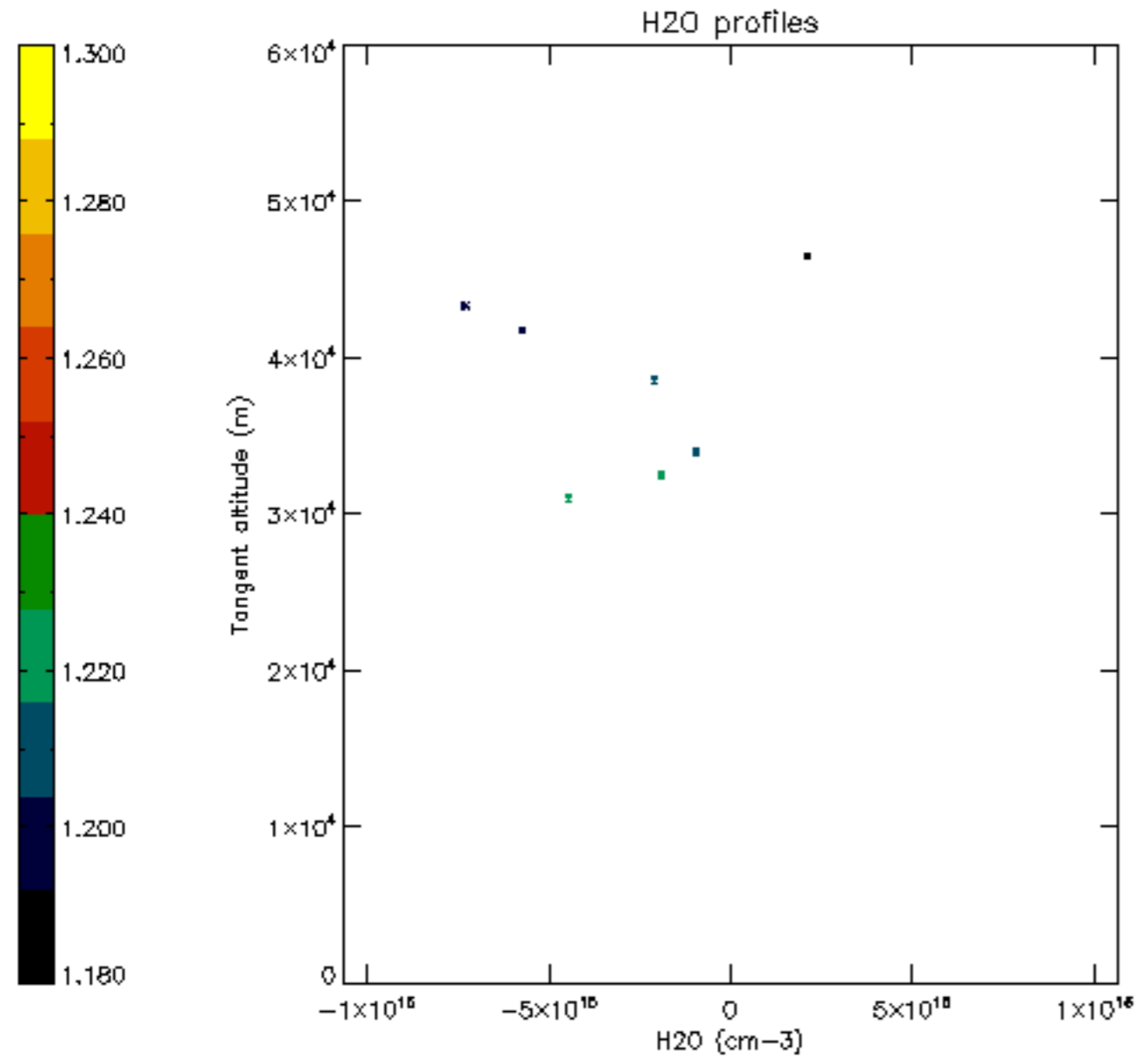


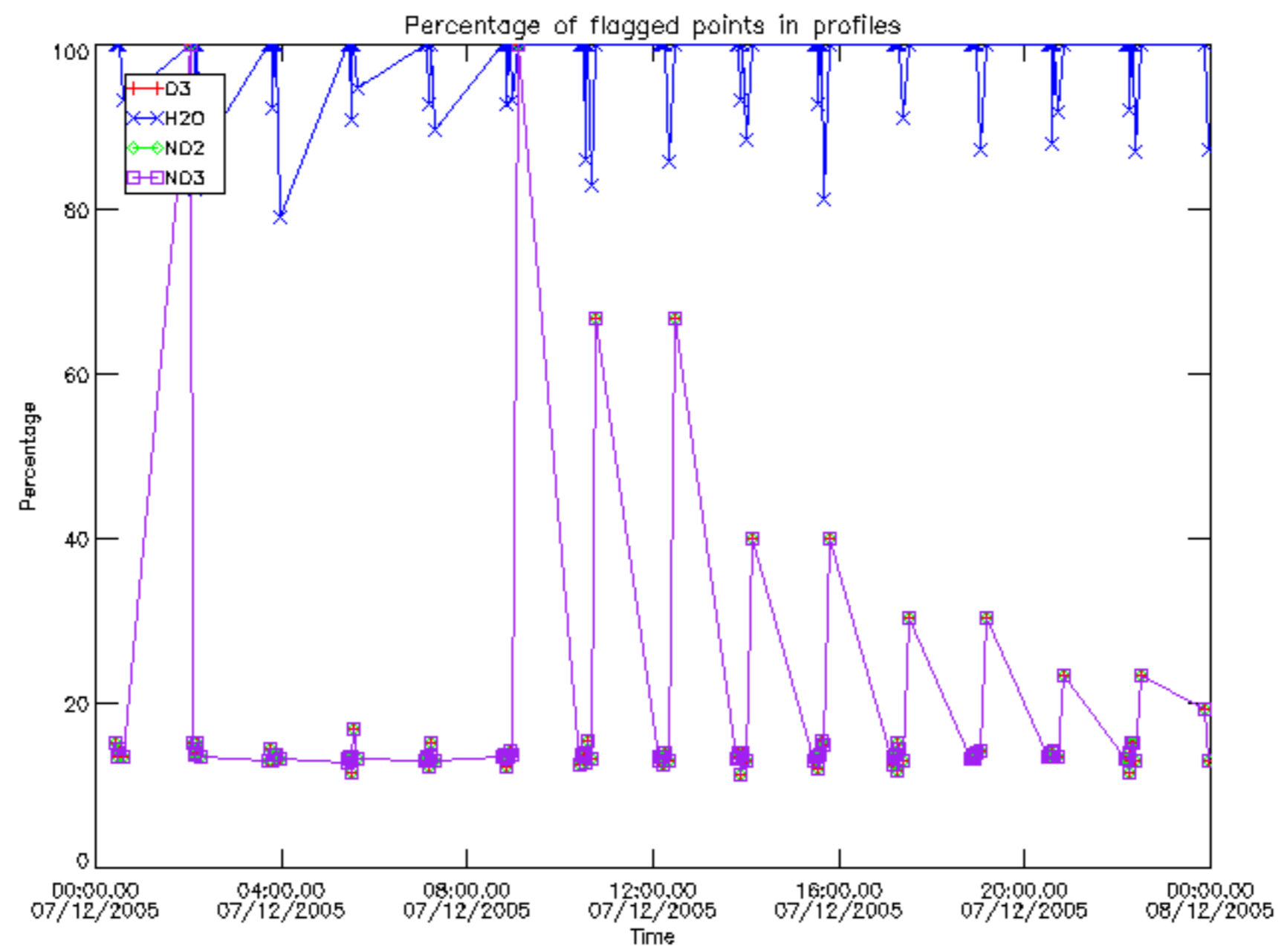




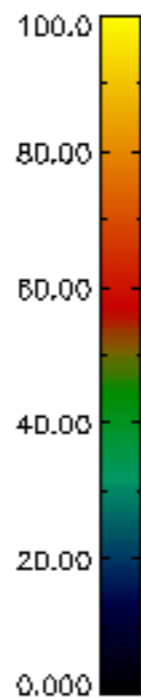
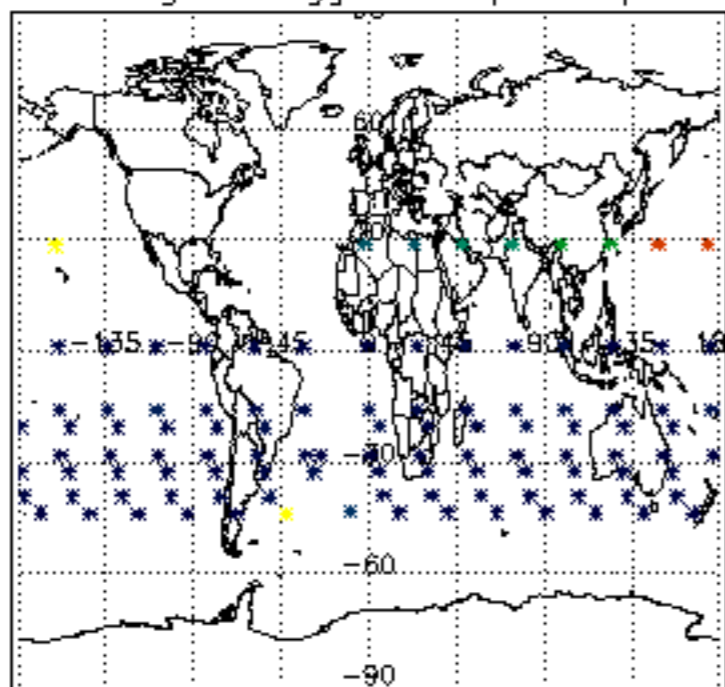




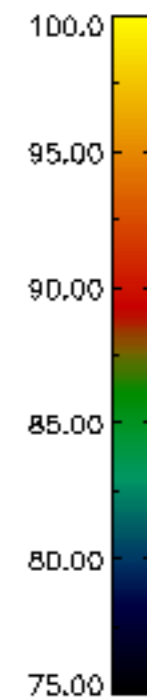
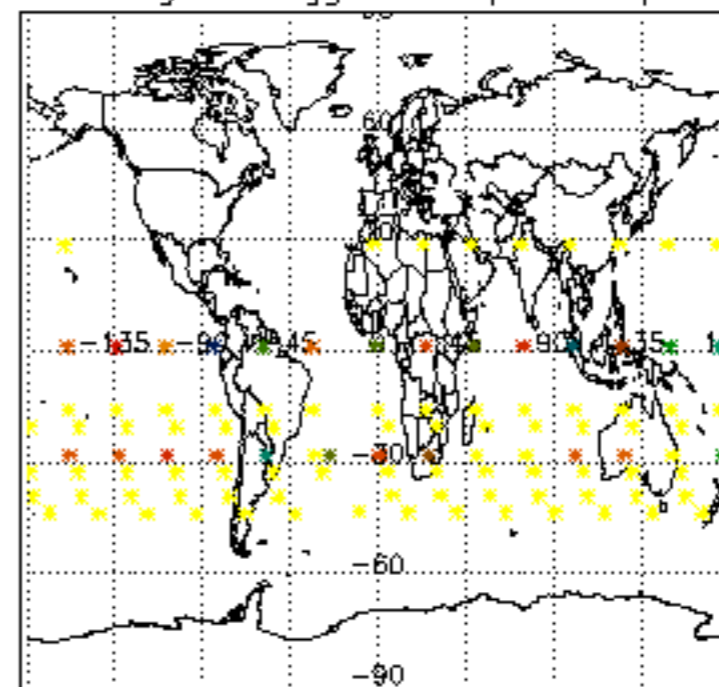




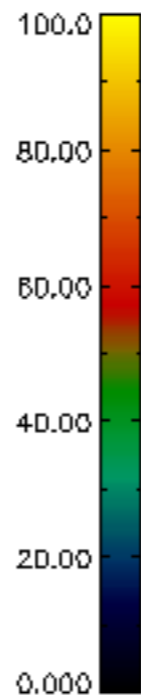
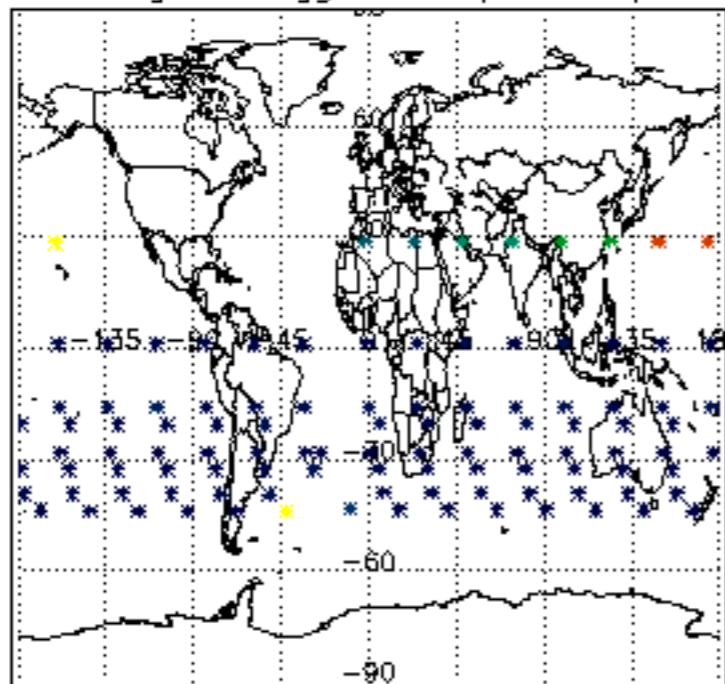
Percentage of flagged data per D3 profile



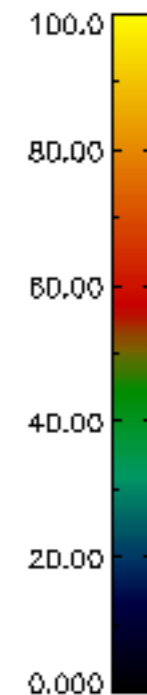
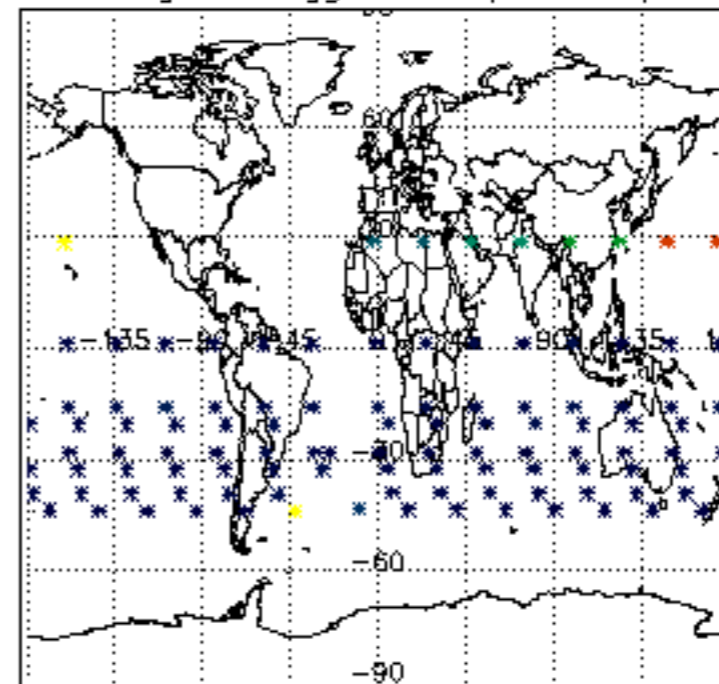
Percentage of flagged data per H2O profile

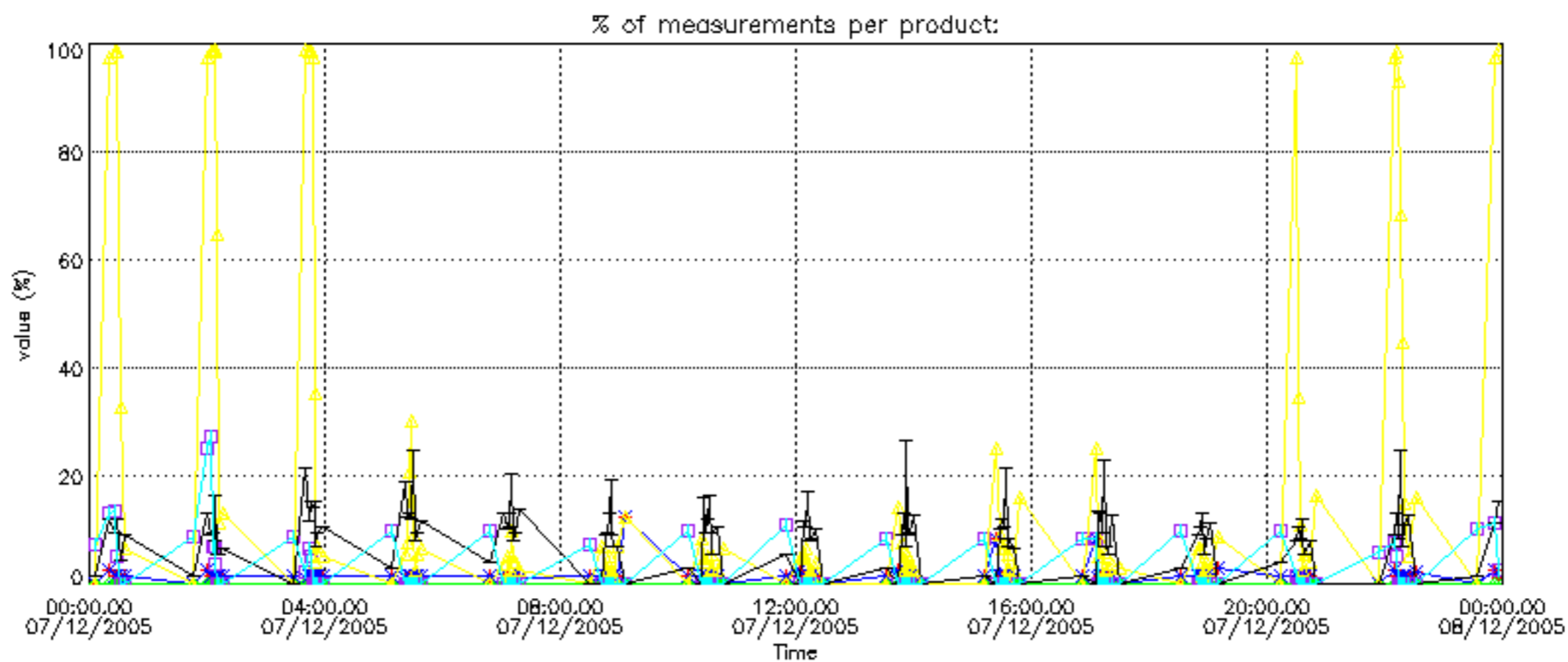


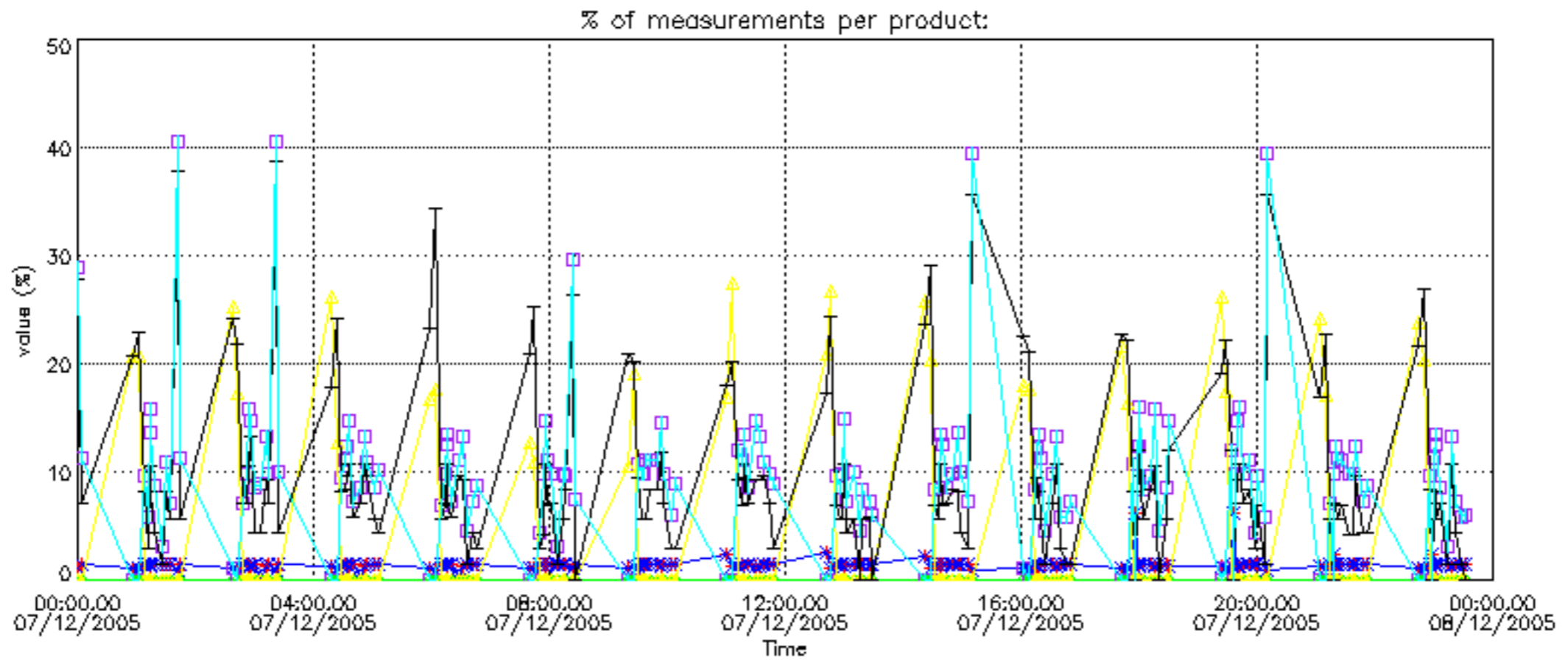
Percentage of flagged data per NO2 profile



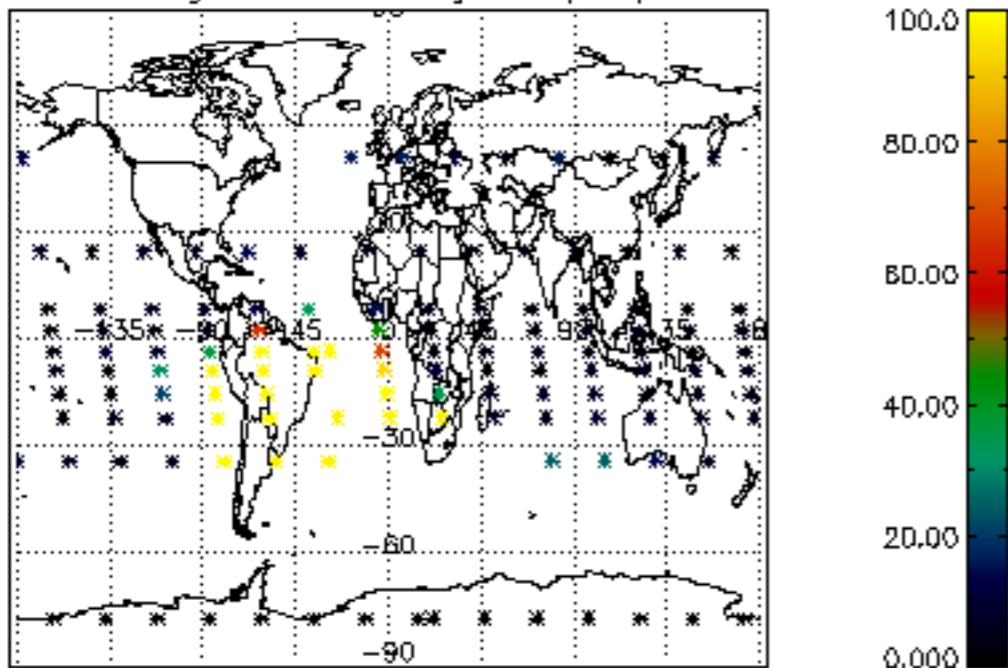
Percentage of flagged data per NO3 profile



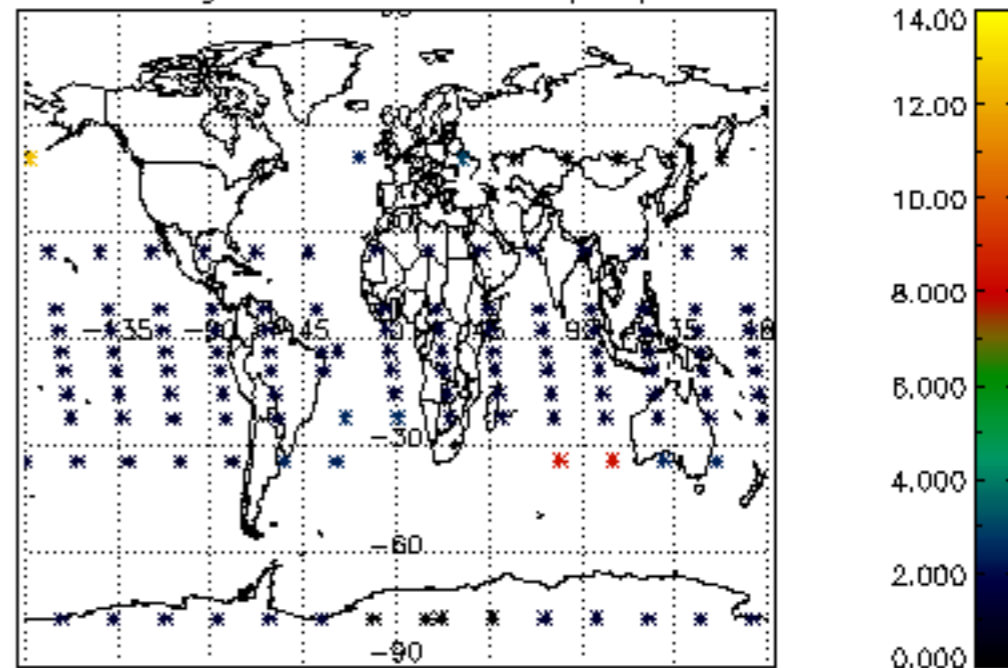




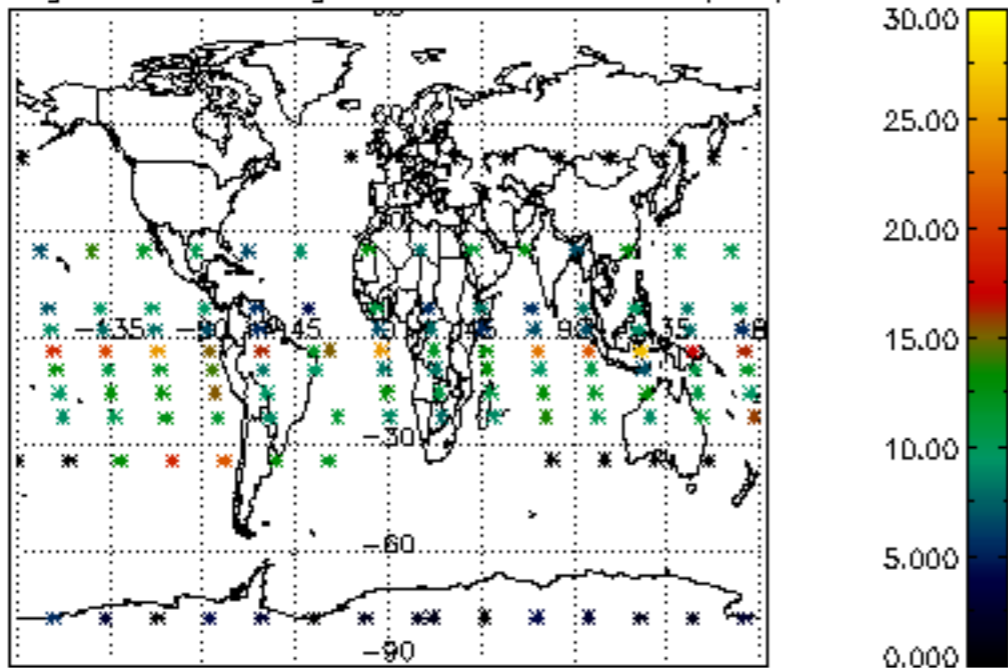
Percentage of cosmic ray hits per profile



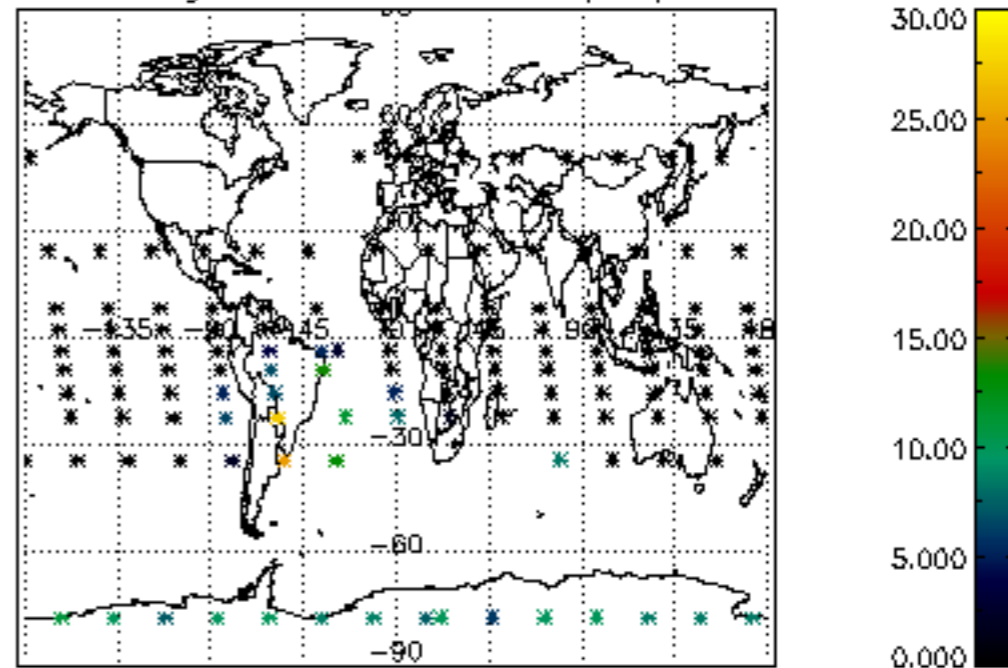
Percentage of datation errors per profile



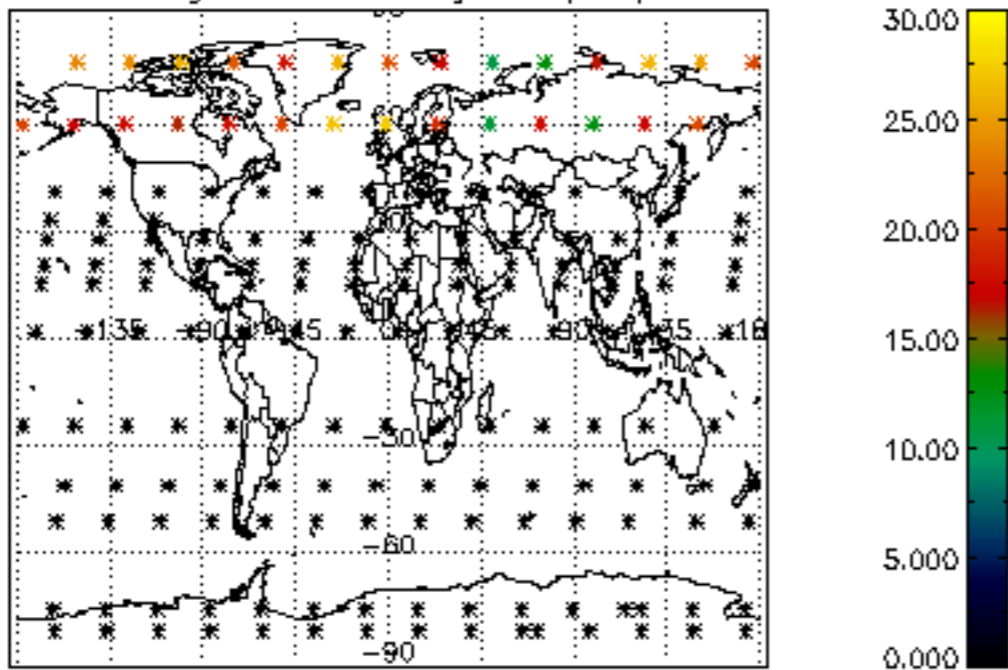
Percentage of star falling outside central band per profile



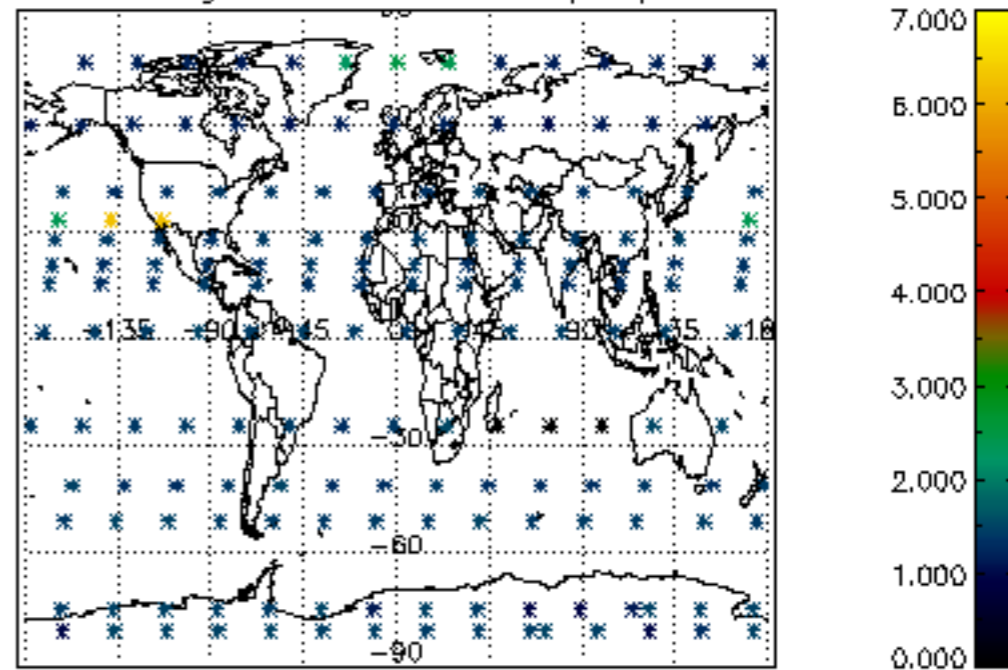
Percentage of saturation errors per profile



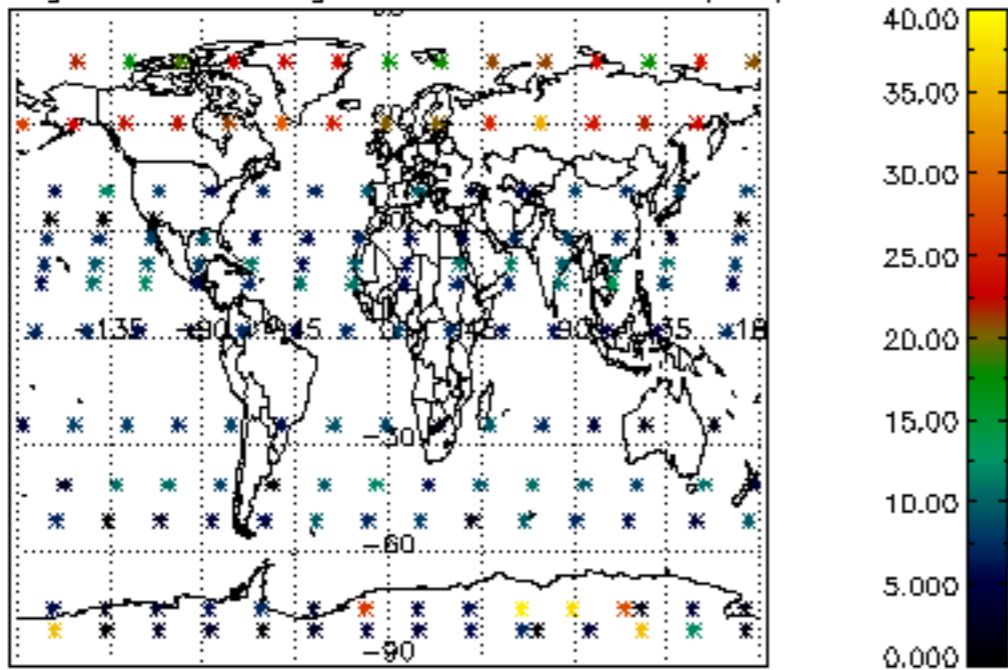
Percentage of cosmic ray hits per profile



Percentage of datation errors per profile



Percentage of star falling outside central band per profile



Percentage of saturation errors per profile

