

# GOMOS Level 2 Daily Report

## SUMMARY

### [1. General Info](#)

### [2. Summary of processed GOM\\_NL\\_2P products](#)

### [3. Level 2 Quality information per product](#)

#### [3.1 Plot of level 2 quality information per product \(time dependant\)](#)

#### [3.2 Plot of level 2 quality information per product \(world map\)](#)

### [4. Level 1 Quality information per product \(stored on level 2 products\)](#)

#### [4.1 Plot of level 1 quality information per product \(time dependant\)](#)

##### [4.1.1 Plot of level 1 quality information per product \(time dependant\): ASCENDING](#)

##### [4.1.2 Plot of level 1 quality information per product \(time dependant\): DESCENDING](#)

#### [4.2 Plot of level 1 quality information per product \(world map\)](#)

##### [4.2.1 Plot of level 1 quality information per product \(world map\): ASCENDING](#)

##### [4.2.2 Plot of level 1 quality information per product \(world map\): DESCENDING](#)

### [5. Ozone profiles based on quality statistics and other trace gas profiles](#)

#### [5.1 Ozone statistics based on quality of products](#)

#### [5.2 Plot ozone profiles for all STD \(dark without errors\)](#)

#### [5.3 Plot ozone profiles where STD < 20% \(dark without errors\)](#)

#### [5.4. Plot ozone profiles where STD < 10% \(dark without errors\)](#)

#### [5.5. Plot ozone profiles where STD < 5% \(dark without errors\)](#)

#### [5.6 Plot NO2 profiles for all STD \(dark without errors\)](#)

#### [5.7 Plot NO3 profiles for all STD \(dark without errors\)](#)

#### [5.8 Plot H2O profiles \(only for occultations of stars 1,2,3,4,13,14,16,26,63 dark without errors\) for all STD](#)

### [6. Auxiliary Data Files used for the production reported in section 2](#)

This report presents the daily analysis on parameters extracted from GOMOS level 2 data (GOM\_NL\_\_2P). It is intended to monitor some important parameters that will impact the quality of these products. A list of level 2 products (and content) that have arrived during the reporting day to the PCF is also given.

Item	Value
Time of report generation	18APR2013 13:01:15
Data source version	GOMOS/6.01
Start time of products	06-12-2005 (06DEC2005 00:00:00)
Stop time of products	07-12-2005 (07DEC2005 00:00:00)
Store outputs in DB	Yes
Nb of level 2 prods	293
Nb of prods with errors	0

## 2. Summary of processed GOM\_NL\_\_2P products.

Nr	Filename	UTC Start time	Limb	Duration	Star Id	Star Name	Star Mag	Star Temp	Nb Meas	Orbit	Prod. error
1	GOM_NL__2PRFIN20051206_000222_000000352043_00102_19695_9114.N1	06-DEC-2005 00:02:22	Bright	35.000	173	4Bet Tri	3.0040	8900.0	70	19695	No
2	GOM_NL__2PRFIN20051206_000425_000000362043_00102_19695_9115.N1	06-DEC-2005 00:04:25	Bright	35.500	73	57Gam1And	2.2600	13100.	71	19695	No
3	GOM_NL__2PRFIN20051206_000601_000000352043_00102_19695_9116.N1	06-DEC-2005 00:06:01	Bright	35.000	35	33Alp Per	1.7950	6250.0	70	19695	No
4	GOM_NL__2PRFIN20051206_000940_000000352043_00102_19695_9117.N1	06-DEC-2005 00:09:40	Bright	34.500	110	37Del Cas	2.6780	8900.0	69	19695	No
5	GOM_NL__2PRFIN20051206_001707_000000352043_00102_19695_9118.N1	06-DEC-2005 00:17:07	Bright	35.000	49	1Alp UMi	1.9900	6300.0	70	19695	No
6	GOM_NL__2PRFIN20051206_002150_000000372043_00102_19695_9119.N1	06-DEC-2005 00:21:50	Bright	37.000	60	7Bet UMi	2.0810	3950.0	74	19695	No
7	GOM_NL__2PRFIN20051206_002440_000000352043_00102_19695_9120.N1	06-DEC-2005 00:24:40	Bright	34.500	119	14Eta Dra	2.7270	4700.0	69	19695	No
8	GOM_NL__2PRFIN20051206_003208_000000492043_00102_19695_9121.N1	06-DEC-2005 00:32:08	Bright	49.000	180	27Gam Boo	3.0400	8000.0	98	19695	No
9	GOM_NL__2PRFIN20051206_003512_000000372043_00102_19695_9122.N1	06-DEC-2005 00:35:12	Bright	36.500	83		2.3780	11000.	73	19695	No
10	GOM_NL__2PRFIN20051206_003816_000000352043_00102_19695_9123.N1	06-DEC-2005 00:38:16	Bright	34.500	111	8Eta Boo	2.6800	6000.0	69	19695	No
11	GOM_NL__2PRFIN20051206_005051_000000422043_00102_19695_9124.N1	06-DEC-2005 00:50:51	Twilight	41.500	169	46Gam Hya	2.9910	4700.0	83	19695	No
12	GOM_NL__2PRFIN20051206_005615_000000362043_00102_19695_9125.N1	06-DEC-2005 00:56:15	Dark	36.000	95	Zet Cen	2.5450	26000.	72	19695	No
13	GOM_NL__2PRFIN20051206_005822_000000402043_00102_19695_9126.N1	06-DEC-2005 00:58:22	Dark	40.000	64	Gam Cen	2.2000	10600.	80	19695	No
14	GOM_NL__2PRFIN20051206_010036_000000422043_00103_19696_9127.N1	06-DEC-2005 01:00:36	Dark	42.000	20	Bet Cru	1.2530	30000.	84	19696	No
15	GOM_NL__2PRFIN20051206_010254_000000372043_00103_19696_9129.N1	06-DEC-2005 01:02:54	Dark	36.500	112	Alp Mus	2.6880	26000.	73	19696	No
16	GOM_NL__2PRFIN20051206_010723_000000382043_00103_19696_9130.N1	06-DEC-2005 01:07:23	Dark	37.500	29	Bet Car	1.6720	10200.	75	19696	No
17	GOM_NL__2PRFIN20051206_012829_000000442043_00103_19696_9131.N1	06-DEC-2005 01:28:29	Straylight	44.000	165	34Gam Eri	2.9500	3200.0	88	19696	No
18	GOM_NL__2PRFIN20051206_013351_000000452043_00103_19696_9132.N1	06-DEC-2005 01:33:51	Twilight	45.000	94	92Alp Cet	2.5260	3100.0	90	19696	No
19	GOM_NL__2PRFIN20051206_014258_000000352043_00103_19696_9133.N1	06-DEC-2005 01:42:58	Bright	34.500	173	4Bet Tri	3.0040	8900.0	69	19696	No
20	GOM_NL__2PRFIN20051206_014501_000000372043_00103_19696_9134.N1	06-DEC-2005 01:45:01	Bright	36.500	73	57Gam1And	2.2600	13100.	73	19696	No
21	GOM_NL__2PRFIN20051206_014637_000000372043_00103_19696_9135.N1	06-DEC-2005 01:46:37	Bright	37.000	35	33Alp Per	1.7950	6250.0	74	19696	No
22	GOM_NL__2PRFIN20051206_015016_000000362043_00103_19696_9136.N1	06-DEC-2005 01:50:16	Bright	35.500	110	37Del Cas	2.6780	8900.0	71	19696	No
23	GOM_NL__2PRFIN20051206_015743_000000342043_00103_19696_9137.N1	06-DEC-2005 01:57:43	Bright	33.500	49	1Alp UMi	1.9900	6300.0	67	19696	No
24	GOM_NL__2PRFIN20051206_020226_000000362043_00103_19696_9138.N1	06-DEC-2005 02:02:26	Bright	35.500	60	7Bet UMi	2.0810	3950.0	71	19696	No
25	GOM_NL__2PRFIN20051206_020516_000000362043_00103_19696_9139.N1	06-DEC-2005 02:05:16	Bright	35.500	119	14Eta Dra	2.7270	4700.0	71	19696	No
26	GOM_NL__2PRFIN20051206_021244_000000352043_00103_19696_9140.N1	06-DEC-2005 02:12:44	Bright	35.000	180	27Gam Boo	3.0400	8000.0	70	19696	No
27	GOM_NL__2PRFIN20051206_021548_000000332043_00103_19696_9141.N1	06-DEC-2005 02:15:48	Bright	33.000	83		2.3780	11000.	66	19696	No
28	GOM_NL__2PRFIN20051206_021821_000000342043_00103_19696_9142.N1	06-DEC-2005 02:18:21	Bright	34.000	3	16Alp Boo	-0.050000	4250.0	68	19696	No
29	GOM_NL__2PRFIN20051206_023128_000000452043_00103_19696_9143.N1	06-DEC-2005 02:31:28	Twilight	44.500	169	46Gam Hya	2.9910	4700.0	89	19696	No
30	GOM_NL__2PRFIN20051206_023454_000000402043_00103_19696_9144.N1	06-DEC-2005 02:34:54	Dark	40.000	123	Iot Cen	2.7500	10200.	80	19696	No
31	GOM_NL__2PRFIN20051206_023652_000000372043_00103_19696_9145.N1	06-DEC-2005 02:36:52	Dark	36.500	95	Zet Cen	2.5450	26000.	73	19696	No
32	GOM_NL__2PRFIN20051206_023843_000000362043_00103_19696_9146.N1	06-DEC-2005 02:38:43	Dark	36.000	77	Eps Cen	2.3030	28000.	72	19696	No
33	GOM_NL__2PRFIN20051206_024013_000000402043_00103_19696_9147.N1	06-DEC-2005 02:40:13	Dark	39.500	10	Bet Cen	0.61000	28000.	79	19696	No
34	GOM_NL__2PRFIN20051206_024147_000000372043_00104_19697_9129.N1	06-DEC-2005 02:41:47	Dark	37.000	129	Del Cru	2.7930	26000.	74	19697	No
35	GOM_NL__2PRFIN20051206_024330_000000362043_00104_19697_9130.N1	06-DEC-2005 02:43:30	Dark	35.500	112	Alp Mus	2.6880	26000.	71	19697	No
36	GOM_NL__2PRFIN20051206_024759_000000392043_00104_19697_9131.N1	06-DEC-2005 02:47:59	Dark	38.500	29	Bet Car	1.6720	10200.	77	19697	No
37	GOM_NL__2PRFIN20051206_030905_000000452043_00104_19697_9132.N1	06-DEC-2005 03:09:05	Straylight	44.500	165	34Gam Eri	2.9500	3200.0	89	19697	No
38	GOM_NL__2PRFIN20051206_031428_000000502043_00104_19697_9133.N1	06-DEC-2005 03:14:28	Twilight	50.000	94	92Alp Cet	2.5260	3100.0	100	19697	No
39	GOM_NL__2PRFIN20051206_032335_000000352043_00104_19697_9134.N1	06-DEC-2005 03:23:35	Bright	35.000	173	4Bet Tri	3.0040	8900.0	70	19697	No
40	GOM_NL__2PRFIN20051206_032537_000000382043_00104_19697_9135.N1	06-DEC-2005 03:25:37	Bright	37.500	73	57Gam1And	2.2600	13100.	75	19697	No
41	GOM_NL__2PRFIN20051206_032713_000000392043_00104_19697_9136.N1	06-DEC-2005 03:27:13	Bright	38.500	35	33Alp Per	1.7950	6250.0	77	19697	No
42	GOM_NL__2PRFIN20051206_033052_000000342043_00104_19697_9137.N1	06-DEC-2005 03:30:52	Bright	34.000	110	37Del Cas	2.6780	8900.0	68	19697	No

43	GOM_NL__2PRFIN20051206_033819_000000332043_00104_19697_9138.N1	06-DEC-2005 03:38:19	Bright	33.000	49	1Alp UMi	1.9900	6300.0	66	19697	No
44	GOM_NL__2PRFIN20051206_034302_000000382043_00104_19697_9139.N1	06-DEC-2005 03:43:02	Bright	37.500	60	7Bet UMi	2.0810	3950.0	75	19697	No
45	GOM_NL__2PRFIN20051206_034552_000000372043_00104_19697_9140.N1	06-DEC-2005 03:45:52	Bright	36.500	119	14Eta Dra	2.7270	4700.0	73	19697	No
46	GOM_NL__2PRFIN20051206_035320_000000352043_00104_19697_9141.N1	06-DEC-2005 03:53:20	Bright	34.500	180	27Gam Boo	3.0400	8000.0	69	19697	No
47	GOM_NL__2PRFIN20051206_035624_000000352043_00104_19697_9142.N1	06-DEC-2005 03:56:24	Bright	34.500	83		2.3780	11000.	69	19697	No
48	GOM_NL__2PRFIN20051206_035858_000000352043_00104_19697_9143.N1	06-DEC-2005 03:58:58	Bright	34.500	3	16Alp Boo	-0.050000	4250.0	69	19697	No
49	GOM_NL__2PRFIN20051206_041204_000000432043_00104_19697_9144.N1	06-DEC-2005 04:12:04	Twilight	42.500	169	46Gam Hya	2.9910	4700.0	85	19697	No
50	GOM_NL__2PRFIN20051206_041530_000000402043_00104_19697_9145.N1	06-DEC-2005 04:15:30	Dark	40.000	123	lot Cen	2.7500	10200.	80	19697	No
51	GOM_NL__2PRFIN20051206_041728_000000392043_00104_19697_9146.N1	06-DEC-2005 04:17:28	Dark	38.500	95	Zet Cen	2.5450	26000.	77	19697	No
52	GOM_NL__2PRFIN20051206_041919_000000392043_00104_19697_9147.N1	06-DEC-2005 04:19:19	Dark	39.000	77	Eps Cen	2.3030	28000.	78	19697	No
53	GOM_NL__2PRFIN20051206_042049_000000402043_00104_19697_9148.N1	06-DEC-2005 04:20:49	Dark	40.000	10	Bet Cen	0.61000	28000.	80	19697	No
54	GOM_NL__2PRFIN20051206_042224_000000372043_00105_19698_9129.N1	06-DEC-2005 04:22:24	Dark	37.000	129	Del Cru	2.7930	26000.	74	19698	No
55	GOM_NL__2PRFIN20051206_042406_000000362043_00105_19698_9130.N1	06-DEC-2005 04:24:06	Dark	35.500	112	Alp Mus	2.6880	26000.	71	19698	No
56	GOM_NL__2PRFIN20051206_042836_000000392043_00105_19698_9131.N1	06-DEC-2005 04:28:36	Dark	38.500	29	Bet Car	1.6720	10200.	77	19698	No
57	GOM_NL__2PRFIN20051206_044941_000000462043_00105_19698_9132.N1	06-DEC-2005 04:49:41	Straylight	45.500	165	34Gam Eri	2.9500	3200.0	91	19698	No
58	GOM_NL__2PRFIN20051206_045504_000000442043_00105_19698_9133.N1	06-DEC-2005 04:55:04	Twilight	43.500	94	92Alp Cet	2.5260	3100.0	87	19698	No
59	GOM_NL__2PRFIN20051206_050034_000000372043_00105_19698_9134.N1	06-DEC-2005 05:00:34	Bright	37.000	146	25Eta Tau	2.8730	15200.	74	19698	No
60	GOM_NL__2PRFIN20051206_050411_000000352043_00105_19698_9135.N1	06-DEC-2005 05:04:11	Bright	35.000	173	4Bet Tri	3.0040	8900.0	70	19698	No
61	GOM_NL__2PRFIN20051206_050614_000000372043_00105_19698_9136.N1	06-DEC-2005 05:06:14	Bright	37.000	73	57Gam1And	2.2600	13100.	74	19698	No
62	GOM_NL__2PRFIN20051206_050749_000000362043_00105_19698_9137.N1	06-DEC-2005 05:07:49	Bright	35.500	35	33Alp Per	1.7950	6250.0	71	19698	No
63	GOM_NL__2PRFIN20051206_051128_000000352043_00105_19698_9138.N1	06-DEC-2005 05:11:28	Bright	35.000	110	37Del Cas	2.6780	8900.0	70	19698	No
64	GOM_NL__2PRFIN20051206_051855_000000362043_00105_19698_9139.N1	06-DEC-2005 05:18:55	Bright	36.000	49	1Alp UMi	1.9900	6300.0	72	19698	No
65	GOM_NL__2PRFIN20051206_052338_000000372043_00105_19698_9140.N1	06-DEC-2005 05:23:38	Bright	36.500	60	7Bet UMi	2.0810	3950.0	73	19698	No
66	GOM_NL__2PRFIN20051206_052628_000000372043_00105_19698_9141.N1	06-DEC-2005 05:26:28	Bright	37.000	119	14Eta Dra	2.7270	4700.0	74	19698	No
67	GOM_NL__2PRFIN20051206_053356_000000352043_00105_19698_9142.N1	06-DEC-2005 05:33:56	Bright	35.000	180	27Gam Boo	3.0400	8000.0	70	19698	No
68	GOM_NL__2PRFIN20051206_053700_000000362043_00105_19698_9143.N1	06-DEC-2005 05:37:00	Bright	35.500	83		2.3780	11000.	71	19698	No
69	GOM_NL__2PRFIN20051206_053934_000000362043_00105_19698_9144.N1	06-DEC-2005 05:39:34	Bright	35.500	3	16Alp Boo	-0.050000	4250.0	71	19698	No
70	GOM_NL__2PRFIN20051206_055241_000000422043_00105_19698_9145.N1	06-DEC-2005 05:52:41	Twilight	42.000	169	46Gam Hya	2.9910	4700.0	84	19698	No
71	GOM_NL__2PRFIN20051206_055607_000000402043_00105_19698_9146.N1	06-DEC-2005 05:56:07	Dark	39.500	123	lot Cen	2.7500	10200.	79	19698	No
72	GOM_NL__2PRFIN20051206_055804_000000382043_00105_19698_9147.N1	06-DEC-2005 05:58:04	Dark	38.000	95	Zet Cen	2.5450	26000.	76	19698	No
73	GOM_NL__2PRFIN20051206_055955_000000382043_00105_19698_9148.N1	06-DEC-2005 05:59:55	Dark	38.000	77	Eps Cen	2.3030	28000.	76	19698	No
74	GOM_NL__2PRFIN20051206_060125_000000412043_00105_19698_9149.N1	06-DEC-2005 06:01:25	Dark	40.500	10	Bet Cen	0.61000	28000.	81	19698	No
75	GOM_NL__2PRFIN20051206_060300_000000382043_00106_19699_9129.N1	06-DEC-2005 06:03:00	Dark	37.500	129	Del Cru	2.7930	26000.	75	19699	No
76	GOM_NL__2PRFIN20051206_060442_000000372043_00106_19699_9130.N1	06-DEC-2005 06:04:42	Dark	36.500	112	Alp Mus	2.6880	26000.	73	19699	No
77	GOM_NL__2PRFIN20051206_060912_000000392043_00106_19699_9131.N1	06-DEC-2005 06:09:12	Dark	39.000	29	Bet Car	1.6720	10200.	78	19699	No
78	GOM_NL__2PRFIN20051206_063017_000000452043_00106_19699_9132.N1	06-DEC-2005 06:30:17	Straylight	44.500	165	34Gam Eri	2.9500	3200.0	89	19699	No
79	GOM_NL__2PRFIN20051206_063540_000000442043_00106_19699_9133.N1	06-DEC-2005 06:35:40	Twilight	44.000	94	92Alp Cet	2.5260	3100.0	88	19699	No
80	GOM_NL__2PRFIN20051206_064110_000000372043_00106_19699_9134.N1	06-DEC-2005 06:41:10	Bright	37.000	146	25Eta Tau	2.8730	15200.	74	19699	No
81	GOM_NL__2PRFIN20051206_064447_000000362043_00106_19699_9135.N1	06-DEC-2005 06:44:47	Bright	35.500	173	4Bet Tri	3.0040	8900.0	71	19699	No
82	GOM_NL__2PRFIN20051206_064650_000000372043_00106_19699_9136.N1	06-DEC-2005 06:46:50	Bright	37.000	73	57Gam1And	2.2600	13100.	74	19699	No
83	GOM_NL__2PRFIN20051206_064825_000000372043_00106_19699_9137.N1	06-DEC-2005 06:48:25	Bright	37.000	35	33Alp Per	1.7950	6250.0	74	19699	No
84	GOM_NL__2PRFIN20051206_065205_000000362043_00106_19699_9138.N1	06-DEC-2005 06:52:05	Bright	35.500	110	37Del Cas	2.6780	8900.0	71	19699	No
85	GOM_NL__2PRFIN20051206_065931_000000352043_00106_19699_9139.N1	06-DEC-2005 06:59:31	Bright	35.000	49	1Alp UMi	1.9900	6300.0	70	19699	No
86	GOM_NL__2PRFIN20051206_070414_000000372043_00106_19699_9140.N1	06-DEC-2005 07:04:14	Bright	37.000	60	7Bet UMi	2.0810	3950.0	74	19699	No
87	GOM_NL__2PRFIN20051206_070705_000000362043_00106_19699_9141.N1	06-DEC-2005 07:07:05	Bright	35.500	119	14Eta Dra	2.7270	4700.0	71	19699	No
88	GOM_NL__2PRFIN20051206_071432_000000352043_00106_19699_9142.N1	06-DEC-2005 07:14:32	Bright	34.500	180	27Gam Boo	3.0400	8000.0	69	19699	No
89	GOM_NL__2PRFIN20051206_071736_000000352043_00106_19699_9143.N1	06-DEC-2005 07:17:36	Bright	34.500	83		2.3780	11000.	69	19699	No
90	GOM_NL__2PRFIN20051206_072010_000000372043_00106_19699_9144.N1	06-DEC-2005 07:20:10	Bright	37.000	3	16Alp Boo	-0.050000	4250.0	74	19699	No
91	GOM_NL__2PRFIN20051206_073317_000000432043_00106_19699_9145.N1	06-DEC-2005 07:33:17	Twilight	43.000	169	46Gam Hya	2.9910	4700.0	86	19699	No
92	GOM_NL__2PRFIN20051206_073643_000000402043_00106_19699_9146.N1	06-DEC-2005 07:36:43	Dark	39.500	123	lot Cen	2.7500	10200.	79	19699	No
93	GOM_NL__2PRFIN20051206_073840_000000382043_00106_19699_9147.N1	06-DEC-2005 07:38:40	Dark	37.500	95	Zet Cen	2.5450	26000.	75	19699	No
94	GOM_NL__2PRFIN20051206_074031_000000402043_00106_19699_9148.N1	06-DEC-2005 07:40:31	Dark	40.000	77	Eps Cen	2.3030	28000.	80	19699	No
95	GOM_NL__2PRFIN20051206_074201_000000452043_00106_19699_9149.N1	06-DEC-2005 07:42:01	Dark	45.000	10	Bet Cen	0.61000	28000.	90	19699	No
96	GOM_NL__2PRFIN20051206_074336_000000382043_00107_19700_9129.N1	06-DEC-2005 07:43:36	Dark	38.000	129	Del Cru	2.7930	26000.	76	19700	No
97	GOM_NL__2PRFIN20051206_074519_000000362043_00107_19700_9130.N1	06-DEC-2005 07:45:19	Dark	36.000	112	Alp Mus	2.6880	26000.	72	19700	No
98	GOM_NL__2PRFIN20051206_074948_000000382043_00107_19700_9131.N1	06-DEC-2005 07:49:48	Dark	37.500	29	Bet Car	1.6720	10200.	75	19700	No
99	GOM_NL__2PRFIN20051206_081053_000000432043_00107_19700_9132.N1	06-DEC-2005 08:10:53	Straylight	43.000	165	34Gam Eri	2.9500	3200.0	86	19700	No
100	GOM_NL__2PRFIN20051206_081616_000000402043_00107_19700_9133.N1	06-DEC-2005 08:16:16	Twilight	40.000	94	92Alp Cet	2.5260	3100.0	80	19700	No
101	GOM_NL__2PRFIN20051206_082145_000000392043_00107_19700_9134.N1	06-DEC-2005 08:21:45	Bright	38.500	146	25Eta Tau	2.8730	15200.	77	19700	No

102	GOM_NL__2PRFIN20051206_082523_000000362043_00107_19700_9135.N1	06-DEC-2005 08:25:23	Bright	35.500	173	4Bet Tri	3.0040	8900.0	71	19700	No
103	GOM_NL__2PRFIN20051206_082726_000000372043_00107_19700_9136.N1	06-DEC-2005 08:27:26	Bright	36.500	73	57Gam1And	2.2600	13100.	73	19700	No
104	GOM_NL__2PRFIN20051206_082901_000000352043_00107_19700_9137.N1	06-DEC-2005 08:29:01	Bright	35.000	35	33Alp Per	1.7950	6250.0	70	19700	No
105	GOM_NL__2PRFIN20051206_083241_000000352043_00107_19700_9138.N1	06-DEC-2005 08:32:41	Bright	35.000	110	37Del Cas	2.6780	8900.0	70	19700	No
106	GOM_NL__2PRFIN20051206_084007_000000352043_00107_19700_9139.N1	06-DEC-2005 08:40:07	Bright	34.500	49	1Alp UMi	1.9900	6300.0	69	19700	No
107	GOM_NL__2PRFIN20051206_084450_000000362043_00107_19700_9140.N1	06-DEC-2005 08:44:50	Bright	36.000	60	7Bet UMi	2.0810	3950.0	72	19700	No
108	GOM_NL__2PRFIN20051206_084741_000000372043_00107_19700_9141.N1	06-DEC-2005 08:47:41	Bright	36.500	119	14Eta Dra	2.7270	4700.0	73	19700	No
109	GOM_NL__2PRFIN20051206_085508_000000362043_00107_19700_9142.N1	06-DEC-2005 08:55:08	Bright	36.000	180	27Gam Boo	3.0400	8000.0	72	19700	No
110	GOM_NL__2PRFIN20051206_085812_000000342043_00107_19700_9143.N1	06-DEC-2005 08:58:12	Bright	34.000	83		2.3780	11000.	68	19700	No
111	GOM_NL__2PRFIN20051206_090046_000000352043_00107_19700_9144.N1	06-DEC-2005 09:00:46	Bright	34.500	3	16Alp Boo	-0.050000	4250.0	69	19700	No
112	GOM_NL__2PRFIN20051206_091354_000000412043_00107_19700_9145.N1	06-DEC-2005 09:13:54	Tw_i_and_stray	41.000	169	46Gam Hya	2.9910	4700.0	82	19700	No
113	GOM_NL__2PRFIN20051206_091719_000000392043_00107_19700_9146.N1	06-DEC-2005 09:17:19	Dark	39.000	123	lot Cen	2.7500	10200.	78	19700	No
114	GOM_NL__2PRFIN20051206_091916_000000372043_00107_19700_9147.N1	06-DEC-2005 09:19:16	Dark	37.000	95	Zet Cen	2.5450	26000.	74	19700	No
115	GOM_NL__2PRFIN20051206_092108_000000402043_00107_19700_9148.N1	06-DEC-2005 09:21:08	Dark	40.000	77	Eps Cen	2.3030	28000.	80	19700	No
116	GOM_NL__2PRFIN20051206_092237_000000412043_00107_19700_9149.N1	06-DEC-2005 09:22:37	Dark	40.500	10	Bet Cen	0.61000	28000.	81	19700	No
117	GOM_NL__2PRFIN20051206_092555_000000372043_00108_19701_9129.N1	06-DEC-2005 09:25:55	Dark	36.500	112	Alp Mus	2.6880	26000.	73	19701	No
118	GOM_NL__2PRFIN20051206_093025_000000372043_00108_19701_9130.N1	06-DEC-2005 09:30:25	Dark	37.000	29	Bet Car	1.6720	10200.	74	19701	No
119	GOM_NL__2PRFIN20051206_095129_000000422043_00108_19701_9131.N1	06-DEC-2005 09:51:29	Straylight	41.500	165	34Gam Eri	2.9500	3200.0	83	19701	No
120	GOM_NL__2PRFIN20051206_095652_000000452043_00108_19701_9132.N1	06-DEC-2005 09:56:52	Tw_i_and_stray	44.500	94	92Alp Cet	2.5260	3100.0	89	19701	No
121	GOM_NL__2PRFIN20051206_100221_000000372043_00108_19701_9133.N1	06-DEC-2005 10:02:21	Bright	36.500	146	25Eta Tau	2.8730	15200.	73	19701	No
122	GOM_NL__2PRFIN20051206_100600_000000352043_00108_19701_9134.N1	06-DEC-2005 10:06:00	Bright	35.000	173	4Bet Tri	3.0040	8900.0	70	19701	No
123	GOM_NL__2PRFIN20051206_100802_000000362043_00108_19701_9135.N1	06-DEC-2005 10:08:02	Bright	36.000	73	57Gam1And	2.2600	13100.	72	19701	No
124	GOM_NL__2PRFIN20051206_100937_000000372043_00108_19701_9136.N1	06-DEC-2005 10:09:37	Bright	36.500	35	33Alp Per	1.7950	6250.0	73	19701	No
125	GOM_NL__2PRFIN20051206_101317_000000362043_00108_19701_9137.N1	06-DEC-2005 10:13:17	Bright	35.500	110	37Del Cas	2.6780	8900.0	71	19701	No
126	GOM_NL__2PRFIN20051206_102043_000000382043_00108_19701_9138.N1	06-DEC-2005 10:20:43	Bright	37.500	49	1Alp UMi	1.9900	6300.0	75	19701	No
127	GOM_NL__2PRFIN20051206_102525_000000372043_00108_19701_9139.N1	06-DEC-2005 10:25:25	Bright	36.500	60	7Bet UMi	2.0810	3950.0	73	19701	No
128	GOM_NL__2PRFIN20051206_102817_000000362043_00108_19701_9140.N1	06-DEC-2005 10:28:17	Bright	35.500	119	14Eta Dra	2.7270	4700.0	71	19701	No
129	GOM_NL__2PRFIN20051206_103544_000000342043_00108_19701_9141.N1	06-DEC-2005 10:35:44	Bright	33.500	180	27Gam Boo	3.0400	8000.0	67	19701	No
130	GOM_NL__2PRFIN20051206_103848_000000342043_00108_19701_9142.N1	06-DEC-2005 10:38:48	Bright	34.000	83		2.3780	11000.	68	19701	No
131	GOM_NL__2PRFIN20051206_104122_000000352043_00108_19701_9143.N1	06-DEC-2005 10:41:22	Bright	34.500	3	16Alp Boo	-0.050000	4250.0	69	19701	No
132	GOM_NL__2PRFIN20051206_105430_000000442043_00108_19701_9144.N1	06-DEC-2005 10:54:30	Tw_i_and_stray	44.000	169	46Gam Hya	2.9910	4700.0	88	19701	No
133	GOM_NL__2PRFIN20051206_105756_000000392043_00108_19701_9145.N1	06-DEC-2005 10:57:56	Dark	38.500	123	lot Cen	2.7500	10200.	77	19701	No
134	GOM_NL__2PRFIN20051206_105953_000000382043_00108_19701_9146.N1	06-DEC-2005 10:59:53	Dark	37.500	95	Zet Cen	2.5450	26000.	75	19701	No
135	GOM_NL__2PRFIN20051206_110144_000000372043_00108_19701_9147.N1	06-DEC-2005 11:01:44	Dark	37.000	77	Eps Cen	2.3030	28000.	74	19701	No
136	GOM_NL__2PRFIN20051206_110313_000000372043_00108_19701_9148.N1	06-DEC-2005 11:03:13	Dark	37.000	10	Bet Cen	0.61000	28000.	74	19701	No
137	GOM_NL__2PRFIN20051206_110631_000000362043_00109_19702_9129.N1	06-DEC-2005 11:06:31	Dark	36.000	112	Alp Mus	2.6880	26000.	72	19702	No
138	GOM_NL__2PRFIN20051206_111101_000000372043_00109_19702_9130.N1	06-DEC-2005 11:11:01	Dark	36.500	29	Bet Car	1.6720	10200.	73	19702	No
139	GOM_NL__2PRFIN20051206_113205_000000432043_00109_19702_9131.N1	06-DEC-2005 11:32:05	Straylight	43.000	165	34Gam Eri	2.9500	3200.0	86	19702	No
140	GOM_NL__2PRFIN20051206_113728_000000412043_00109_19702_9132.N1	06-DEC-2005 11:37:28	Tw_i_and_stray	41.000	94	92Alp Cet	2.5260	3100.0	82	19702	No
141	GOM_NL__2PRFIN20051206_114257_000000372043_00109_19702_9133.N1	06-DEC-2005 11:42:57	Bright	36.500	146	25Eta Tau	2.8730	15200.	73	19702	No
142	GOM_NL__2PRFIN20051206_114636_000000362043_00109_19702_9134.N1	06-DEC-2005 11:46:36	Bright	36.000	173	4Bet Tri	3.0040	8900.0	72	19702	No
143	GOM_NL__2PRFIN20051206_114838_000000352043_00109_19702_9135.N1	06-DEC-2005 11:48:38	Bright	35.000	73	57Gam1And	2.2600	13100.	70	19702	No
144	GOM_NL__2PRFIN20051206_115012_000000382043_00109_19702_9136.N1	06-DEC-2005 11:50:12	Bright	37.500	35	33Alp Per	1.7950	6250.0	75	19702	No
145	GOM_NL__2PRFIN20051206_115353_000000362043_00109_19702_9137.N1	06-DEC-2005 11:53:53	Bright	35.500	110	37Del Cas	2.6780	8900.0	71	19702	No
146	GOM_NL__2PRFIN20051206_120118_000000372043_00109_19702_9138.N1	06-DEC-2005 12:01:18	Bright	36.500	49	1Alp UMi	1.9900	6300.0	73	19702	No
147	GOM_NL__2PRFIN20051206_120601_000000522043_00109_19702_9139.N1	06-DEC-2005 12:06:01	Bright	52.000	60	7Bet UMi	2.0810	3950.0	104	19702	No
148	GOM_NL__2PRFIN20051206_120853_000000362043_00109_19702_9140.N1	06-DEC-2005 12:08:53	Bright	36.000	119	14Eta Dra	2.7270	4700.0	72	19702	No
149	GOM_NL__2PRFIN20051206_121620_000000362043_00109_19702_9141.N1	06-DEC-2005 12:16:20	Bright	36.000	180	27Gam Boo	3.0400	8000.0	72	19702	No
150	GOM_NL__2PRFIN20051206_121924_000000352043_00109_19702_9142.N1	06-DEC-2005 12:19:24	Bright	34.500	83		2.3780	11000.	69	19702	No
151	GOM_NL__2PRFIN20051206_122158_000000362043_00109_19702_9143.N1	06-DEC-2005 12:21:58	Bright	36.000	3	16Alp Boo	-0.050000	4250.0	72	19702	No
152	GOM_NL__2PRFIN20051206_123507_000000432043_00109_19702_9144.N1	06-DEC-2005 12:35:07	Tw_i_and_stray	42.500	169	46Gam Hya	2.9910	4700.0	85	19702	No
153	GOM_NL__2PRFIN20051206_123832_000000392043_00109_19702_9145.N1	06-DEC-2005 12:38:32	Dark	39.000	123	lot Cen	2.7500	10200.	78	19702	No
154	GOM_NL__2PRFIN20051206_124029_000000372043_00109_19702_9146.N1	06-DEC-2005 12:40:29	Dark	36.500	95	Zet Cen	2.5450	26000.	73	19702	No
155	GOM_NL__2PRFIN20051206_124220_000000372043_00109_19702_9147.N1	06-DEC-2005 12:42:20	Dark	36.500	77	Eps Cen	2.3030	28000.	73	19702	No
156	GOM_NL__2PRFIN20051206_124349_000000432043_00109_19702_9148.N1	06-DEC-2005 12:43:49	Dark	42.500	10	Bet Cen	0.61000	28000.	85	19702	No
157	GOM_NL__2PRFIN20051206_124525_000000382043_00110_19703_9129.N1	06-DEC-2005 12:45:25	Dark	37.500	129	Del Cru	2.7930	26000.	75	19703	No
158	GOM_NL__2PRFIN20051206_124707_000000372043_00110_19703_9130.N1	06-DEC-2005 12:47:07	Dark	36.500	112	Alp Mus	2.6880	26000.	73	19703	No
159	GOM_NL__2PRFIN20051206_125137_000000392043_00110_19703_9131.N1	06-DEC-2005 12:51:37	Dark	39.000	29	Bet Car	1.6720	10200.	78	19703	No
160	GOM_NL__2PRFIN20051206_131241_000000432043_00110_19703_9132.N1	06-DEC-2005 13:12:41	Straylight	42.500	165	34Gam Eri	2.9500	3200.0	85	19703	No





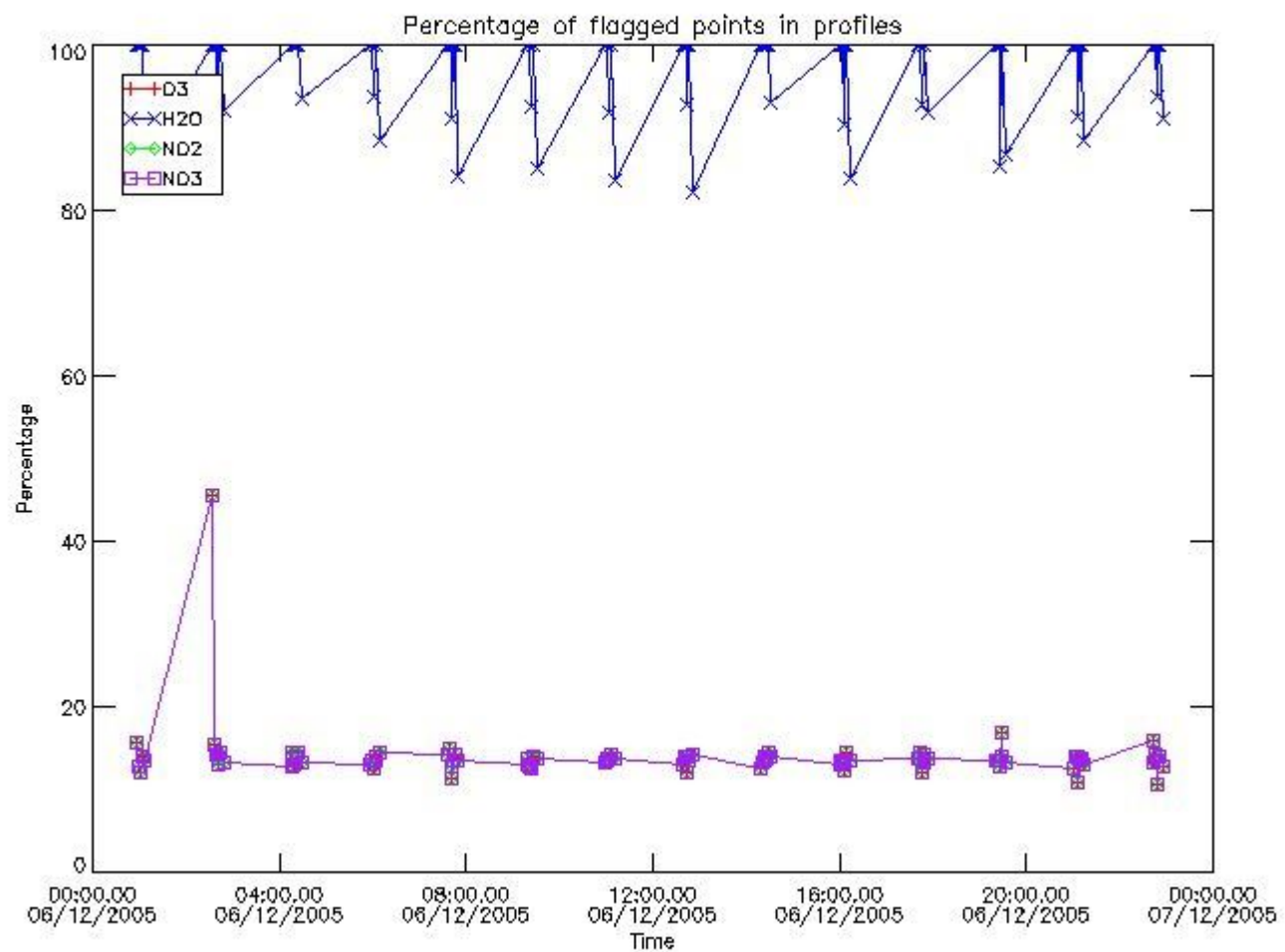


279	GOM_NL__2PRFIN20051206_224557_000000362043_00115_19708_9169.N1	06-DEC-2005 22:45:57	Dark	36.000	77	Eps Cen	2.3030	28000.	72	19708	No
280	GOM_NL__2PRFIN20051206_224725_000000482043_00115_19708_9170.N1	06-DEC-2005 22:47:25	Dark	48.000	10	Bet Cen	0.61000	28000.	96	19708	No
281	GOM_NL__2PRFIN20051206_224904_000000382043_00116_19709_9150.N1	06-DEC-2005 22:49:04	Dark	37.500	129	Del Cru	2.7930	26000.	75	19709	No
282	GOM_NL__2PRFIN20051206_225044_000000372043_00116_19709_9151.N1	06-DEC-2005 22:50:44	Dark	36.500	112	Alp Mus	2.6880	26000.	73	19709	No
283	GOM_NL__2PRFIN20051206_225515_000000402043_00116_19709_9152.N1	06-DEC-2005 22:55:15	Dark	40.000	29	Bet Car	1.6720	10200.	80	19709	No
284	GOM_NL__2PRFIN20051206_231618_000000412043_00116_19709_9153.N1	06-DEC-2005 23:16:18	Straylight	41.000	165	34Gam Eri	2.9500	3200.0	82	19709	No
285	GOM_NL__2PRFIN20051206_232141_000000442043_00116_19709_9154.N1	06-DEC-2005 23:21:41	Twilight_stray	44.000	94	92Alp Cet	2.5260	3100.0	88	19709	No
286	GOM_NL__2PRFIN20051206_232708_000000362043_00116_19709_9155.N1	06-DEC-2005 23:27:08	Bright	35.500	146	25Eta Tau	2.8730	15200.	71	19709	No
287	GOM_NL__2PRFIN20051206_233049_000000362043_00116_19709_9156.N1	06-DEC-2005 23:30:49	Bright	35.500	173	4Bet Tri	3.0040	8900.0	71	19709	No
288	GOM_NL__2PRFIN20051206_233252_000000382043_00116_19709_9157.N1	06-DEC-2005 23:32:52	Bright	37.500	73	57Gam1And	2.2600	13100.	75	19709	No
289	GOM_NL__2PRFIN20051206_233424_000000372043_00116_19709_9158.N1	06-DEC-2005 23:34:24	Bright	36.500	35	33Alp Per	1.7950	6250.0	73	19709	No
290	GOM_NL__2PRFIN20051206_233806_000000352043_00116_19709_9159.N1	06-DEC-2005 23:38:06	Bright	35.000	110	37Del Cas	2.6780	8900.0	70	19709	No
291	GOM_NL__2PRFIN20051206_234530_000000332043_00116_19709_9160.N1	06-DEC-2005 23:45:30	Bright	33.000	49	1Alp UMi	1.9900	6300.0	66	19709	No
292	GOM_NL__2PRFIN20051206_235013_000000372043_00116_19709_9161.N1	06-DEC-2005 23:50:13	Bright	37.000	60	7Bet UMi	2.0810	3950.0	74	19709	No
293	GOM_NL__2PRFIN20051206_235306_000000362043_00116_19709_9162.N1	06-DEC-2005 23:53:06	Bright	35.500	119	14Eta Dra	2.7270	4700.0	71	19709	No

### 3. Quality information per product

In this section it is plotted some information contained in the Quality Summary data set of the level 2 products. Only products in dark limb conditions and without errors (error flag in the MPH set to "0") are used.

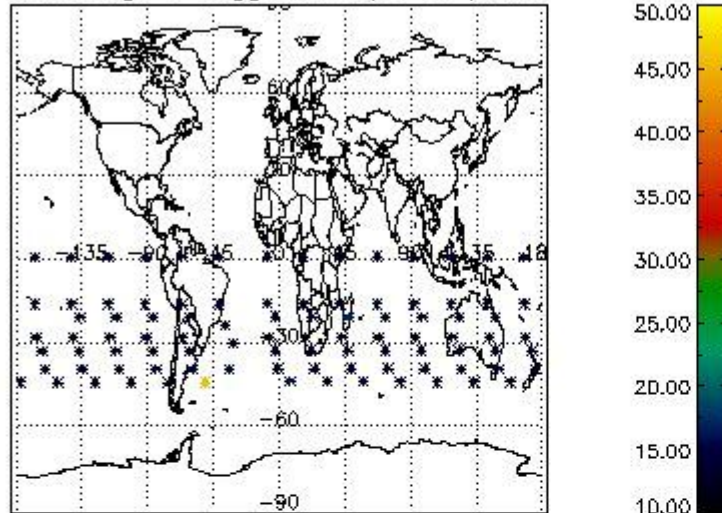
#### 3.1 Plot quality information per product (time dependant)



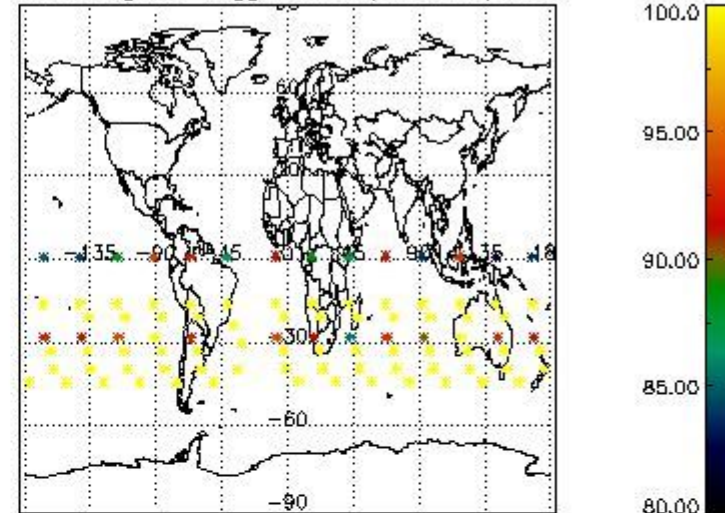


### 3.2 Plot quality information per product (world map)

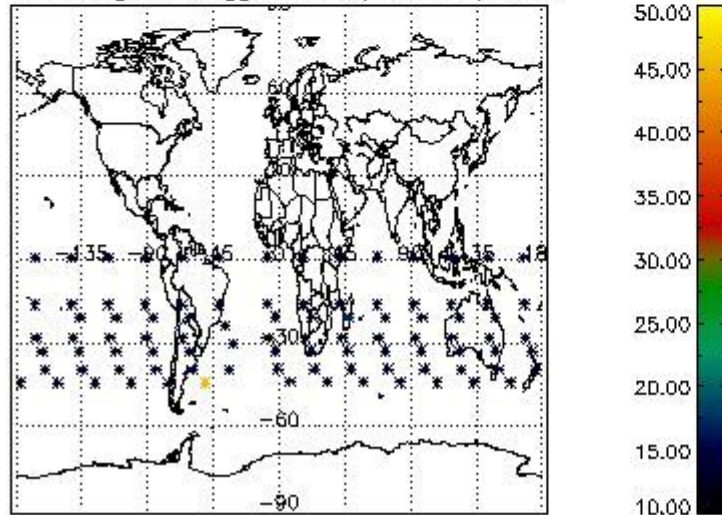
Percentage of flagged data per O3 profile



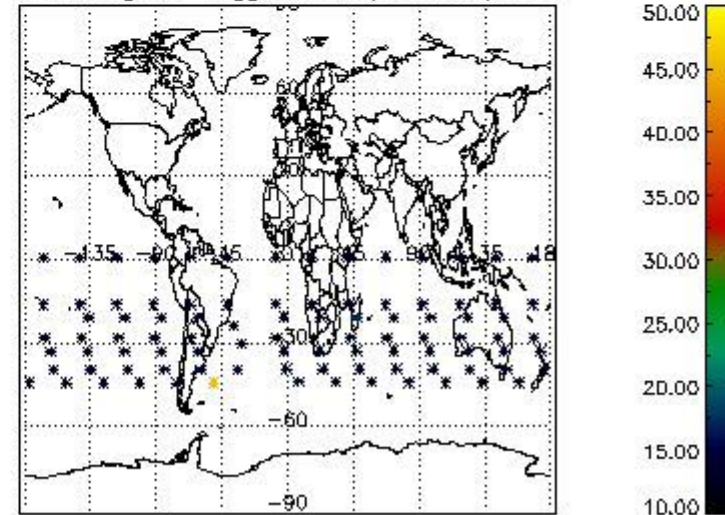
Percentage of flagged data per H2O profile



Percentage of flagged data per NO2 profile



Percentage of flagged data per NO3 profile



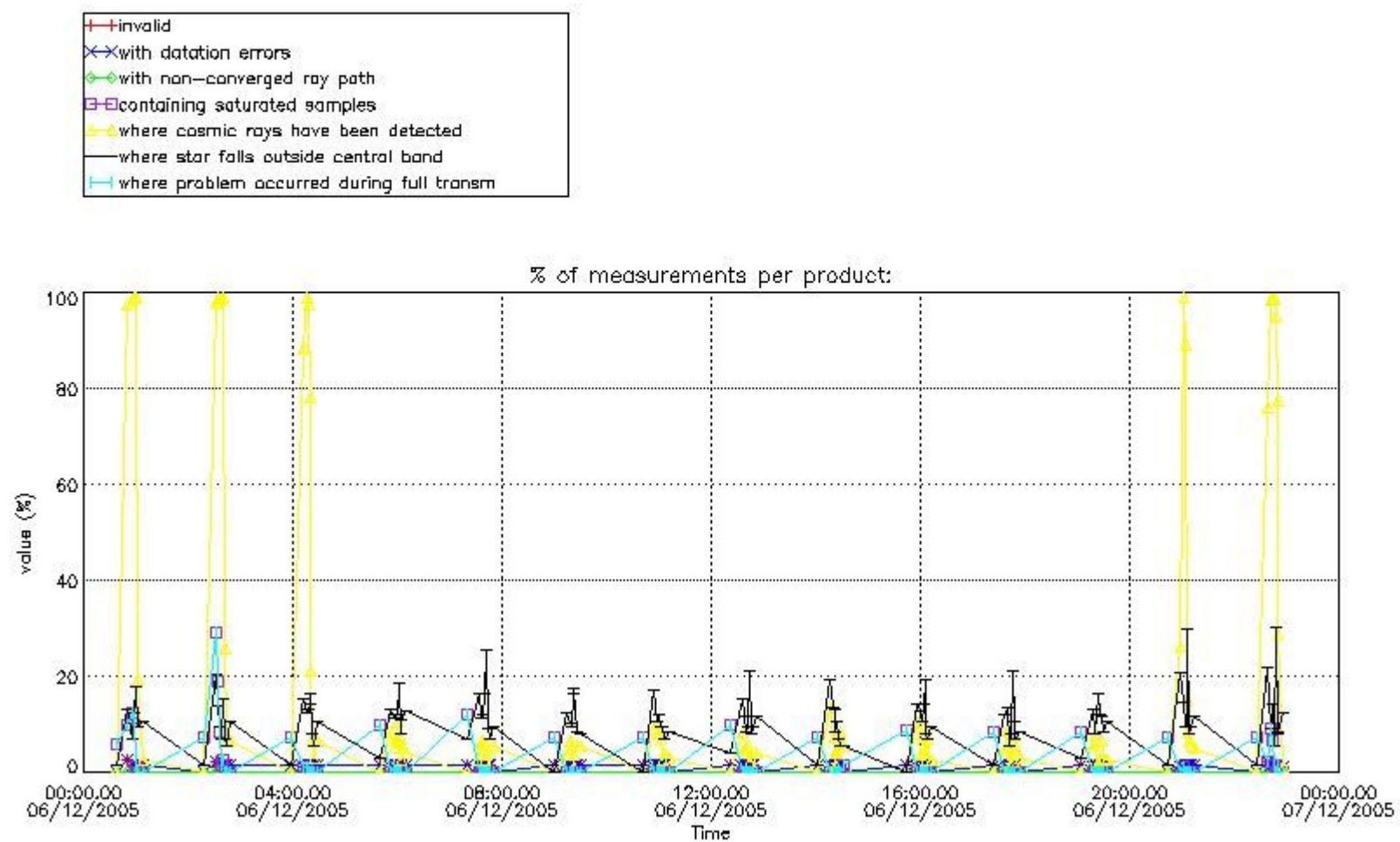
### 4. Level 1 quality information per product

In this section it is plotted some information contained in the Quality Summary data set of the level 2 products that comes from the level 1b processing. Products without errors (error flag in the MPH set to "0") are used.

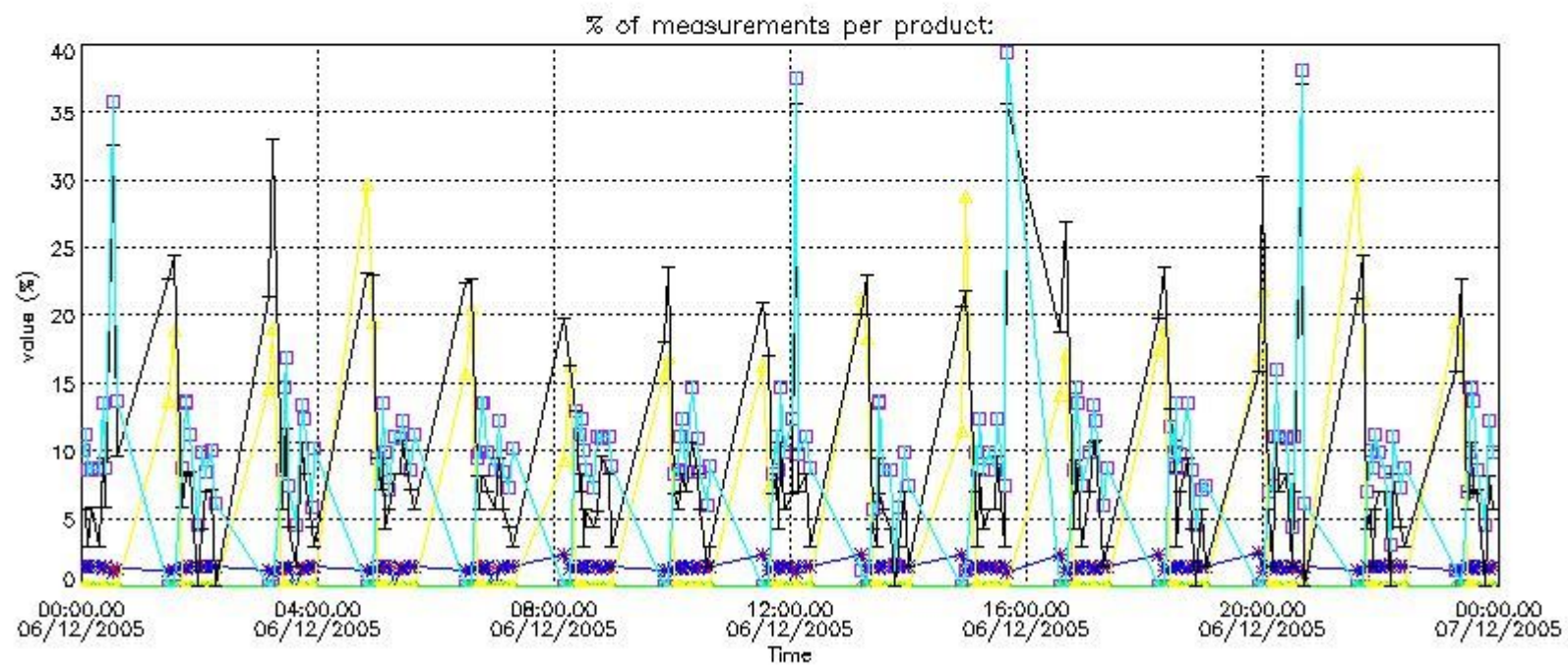
#### 4.1 Plot quality information per product (time dependant) coming from level 1b processing

##### 4.1.1 Plot level 1 quality information per product (time dependant): ENVISAT ASCENDING passes





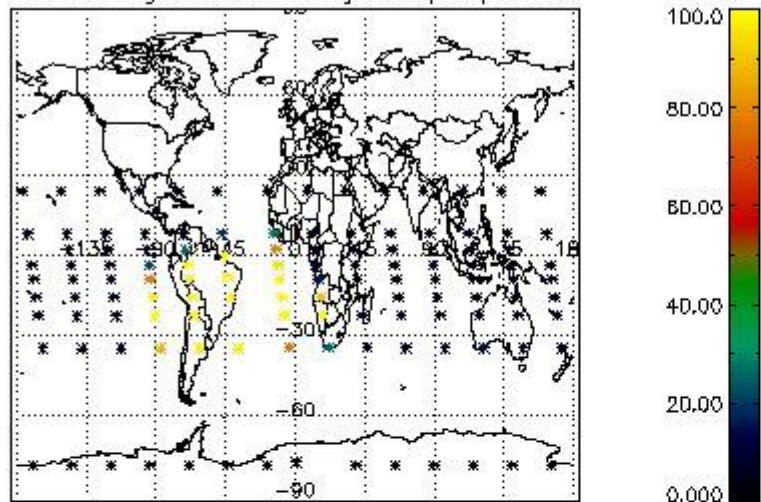
4.1.2 Plot level 1 quality information per product (time dependant): ENVISAT DESCENDING passes



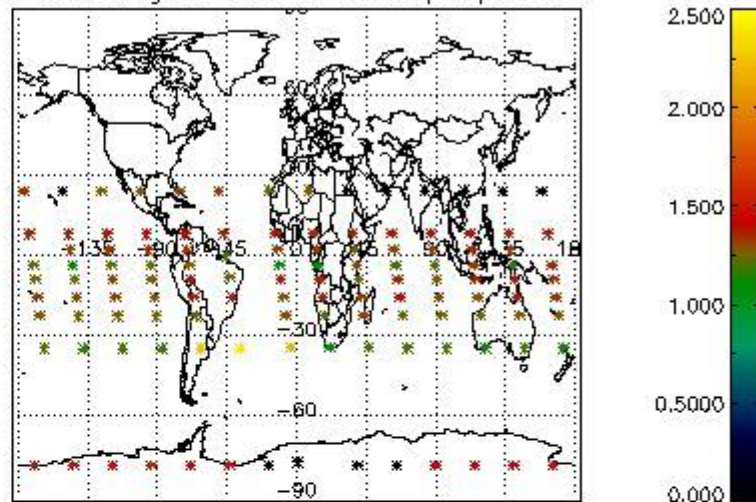
4.2 Plot quality information per product coming from level 1b processing (world map)

4.2.1 Plot level 1 quality information per product (world map): ENVISAT ASCENDING passes

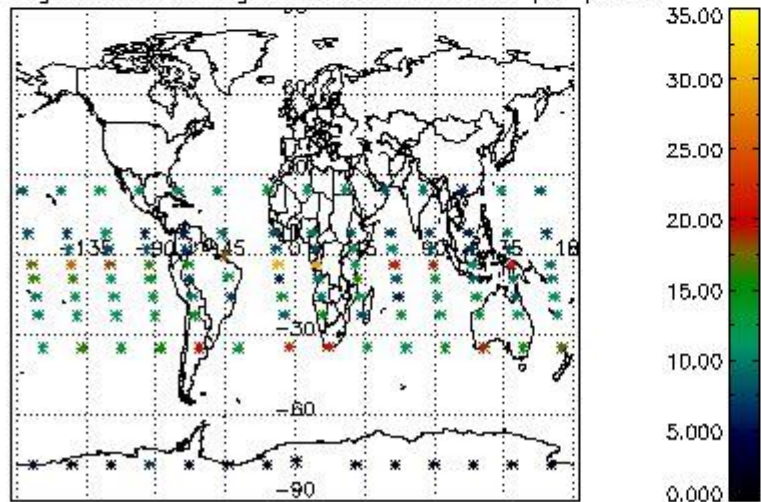
Percentage of cosmic ray hits per profile



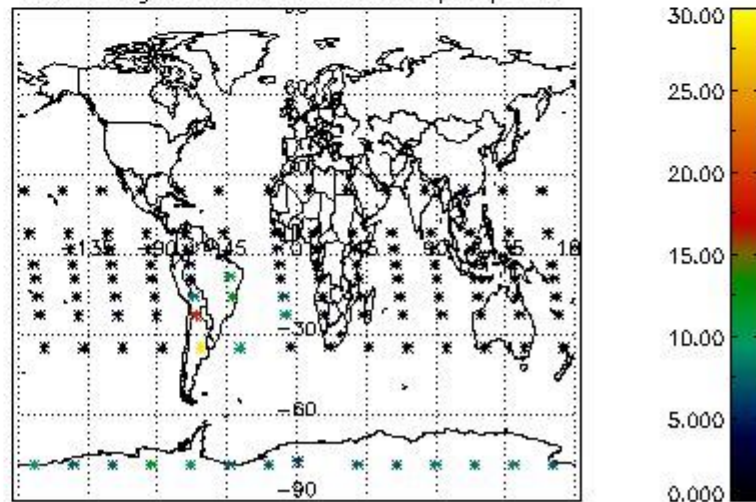
Percentage of datation errors per profile



Percentage of star falling outside central band per profile

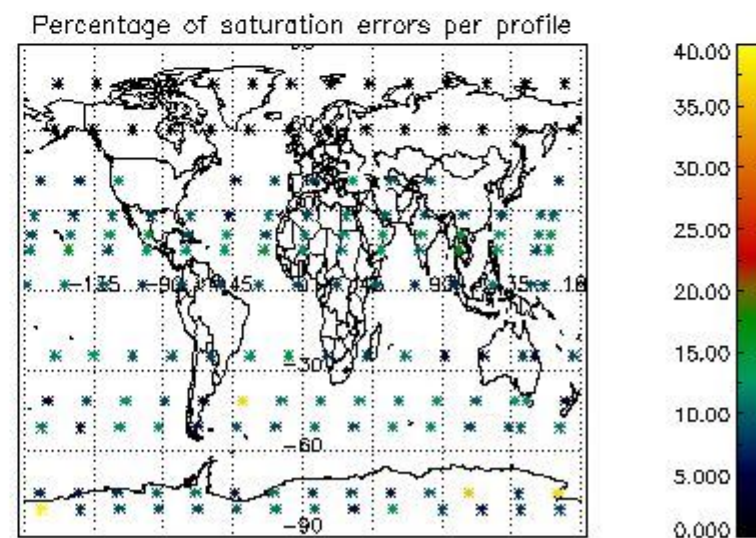
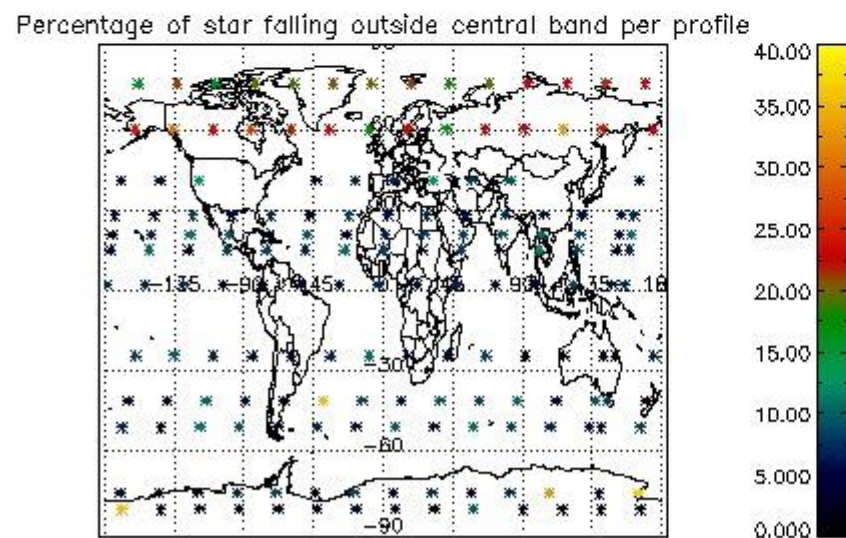
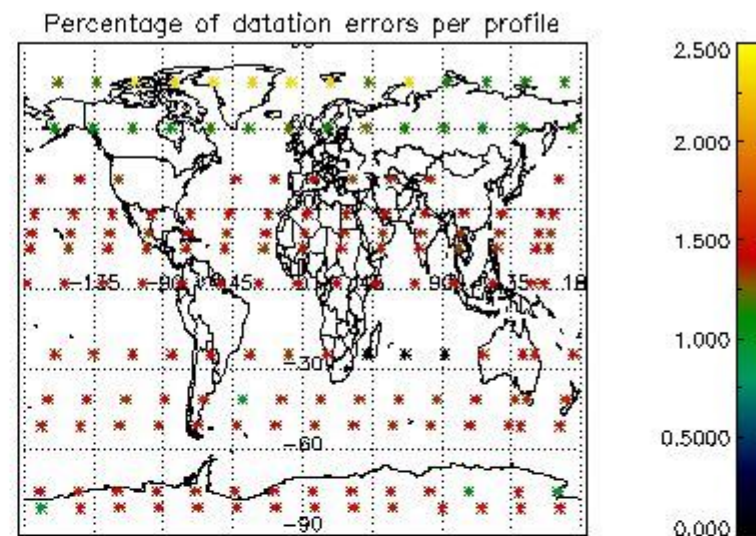
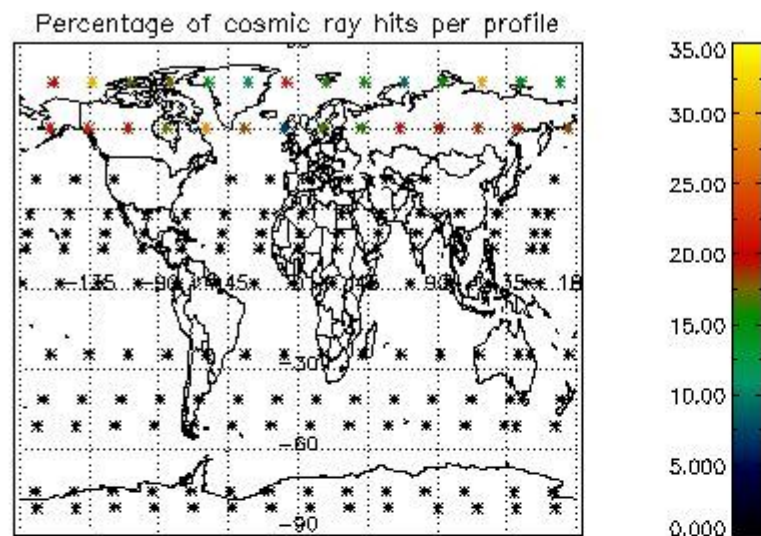


Percentage of saturation errors per profile



4.2.2 Plot level 1 quality information per product (world map): ENVISAT DESCENDING passes





## 5. Trace gas profiles

### 5.1 Ozone statistics based on quality of products

The final quality of the products can be "measured" using the STD (Standard Deviation) attached to every point profile. This information is written to the parameter GOM\_NL\_\_2P/NL\_LOCAL\_SPECIES\_DENSITY/o3\_std of the level 2 products. The table below shows the statistics for given STD ranges.

The statistics are given with respect to the overall valid production:

- Products without fatal errors: GOM\_NL\_\_2P/MPH/PRODUCT\_ERR=0
- Valid point profile: GOM\_NL\_\_2P/NL\_LOCAL\_SPECIES\_DENSITY/pcd(0)=0

The 'Criteria' is applied to valid points of dark limb products:

- Products in dark limb illumination condition: GOM\_NL\_\_2P/NL\_SUMMARY\_QUALITY/obs\_ill\_cond=0
- Products without fatal errors: GOM\_NL\_\_2P/MPH/PRODUCT\_ERR=0
- Valid point profile: GOM\_NL\_\_2P/NL\_LOCAL\_SPECIES\_DENSITY/pcd(0)=0

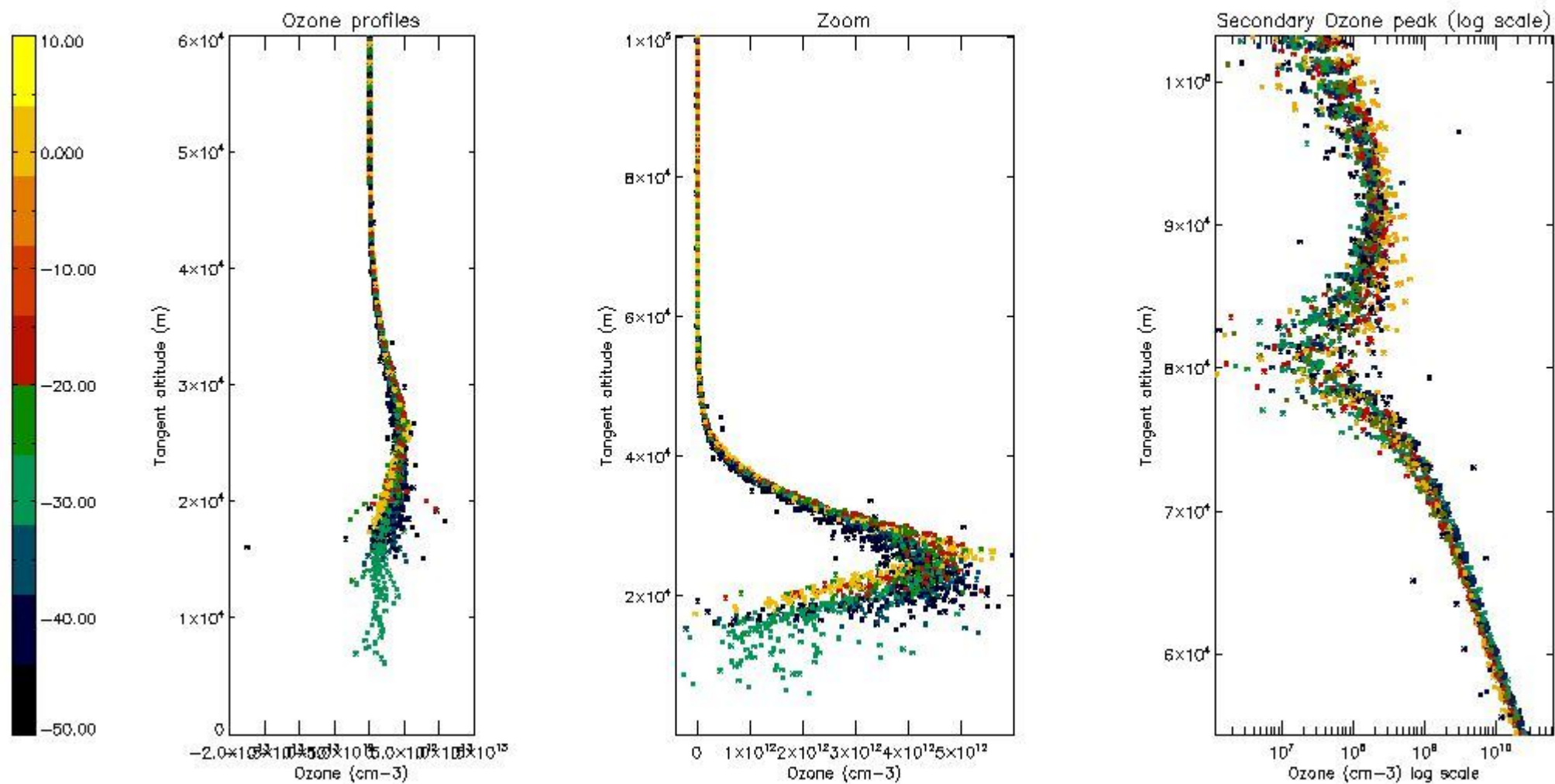
So, the table below shows the percentage of dark limb and valid observations for each criteria with respect to the overall valid daily observations.

Criteria	% of total production
All STD	33
STD < 20	22

STD < 10	18
STD < 5	13

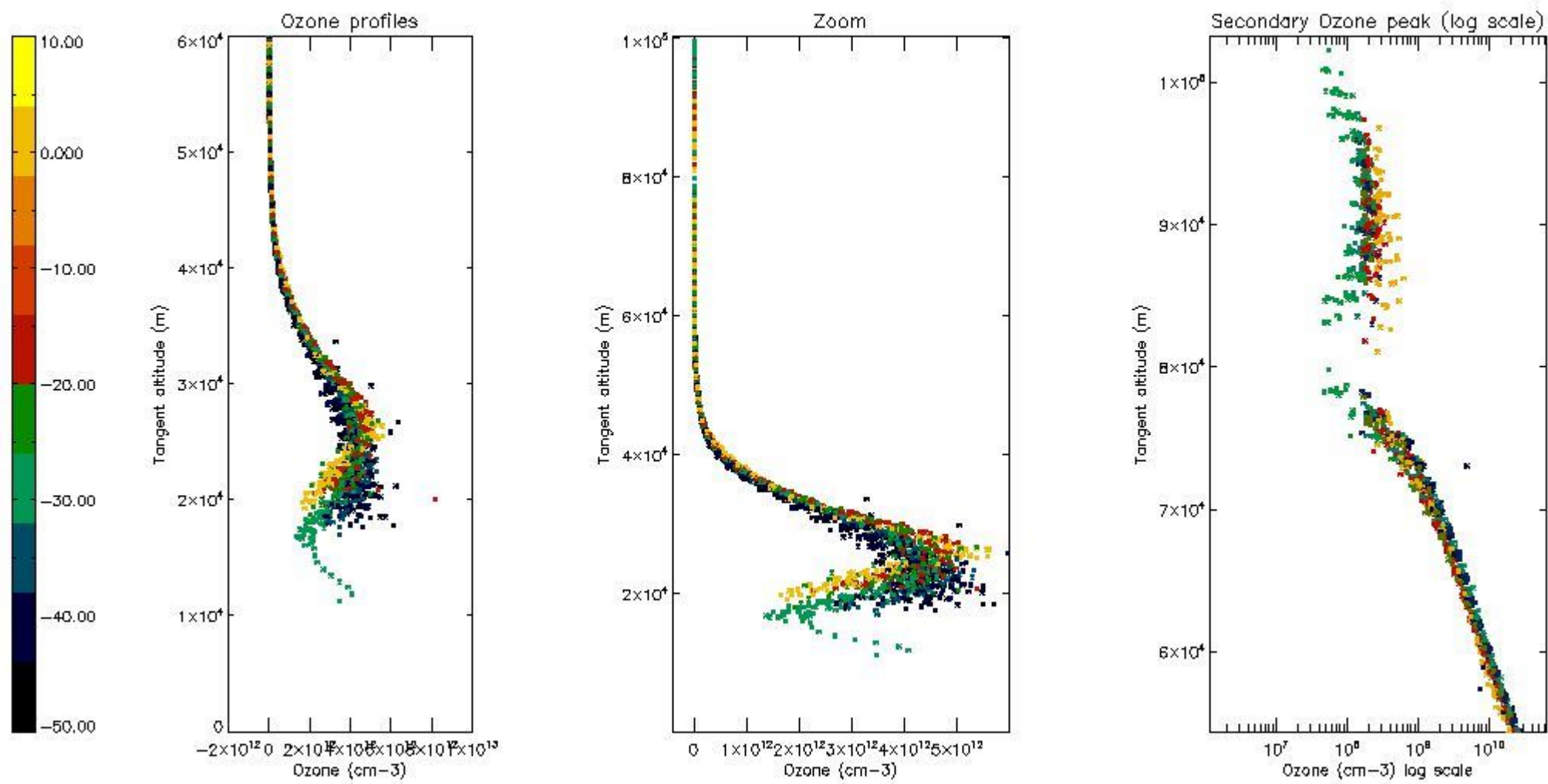
5.2 Plot ozone profiles for all STD (dark without errors)

The colorbar represents the latitude.



5.3 Plot ozone profiles where STD < 20% (dark without errors)

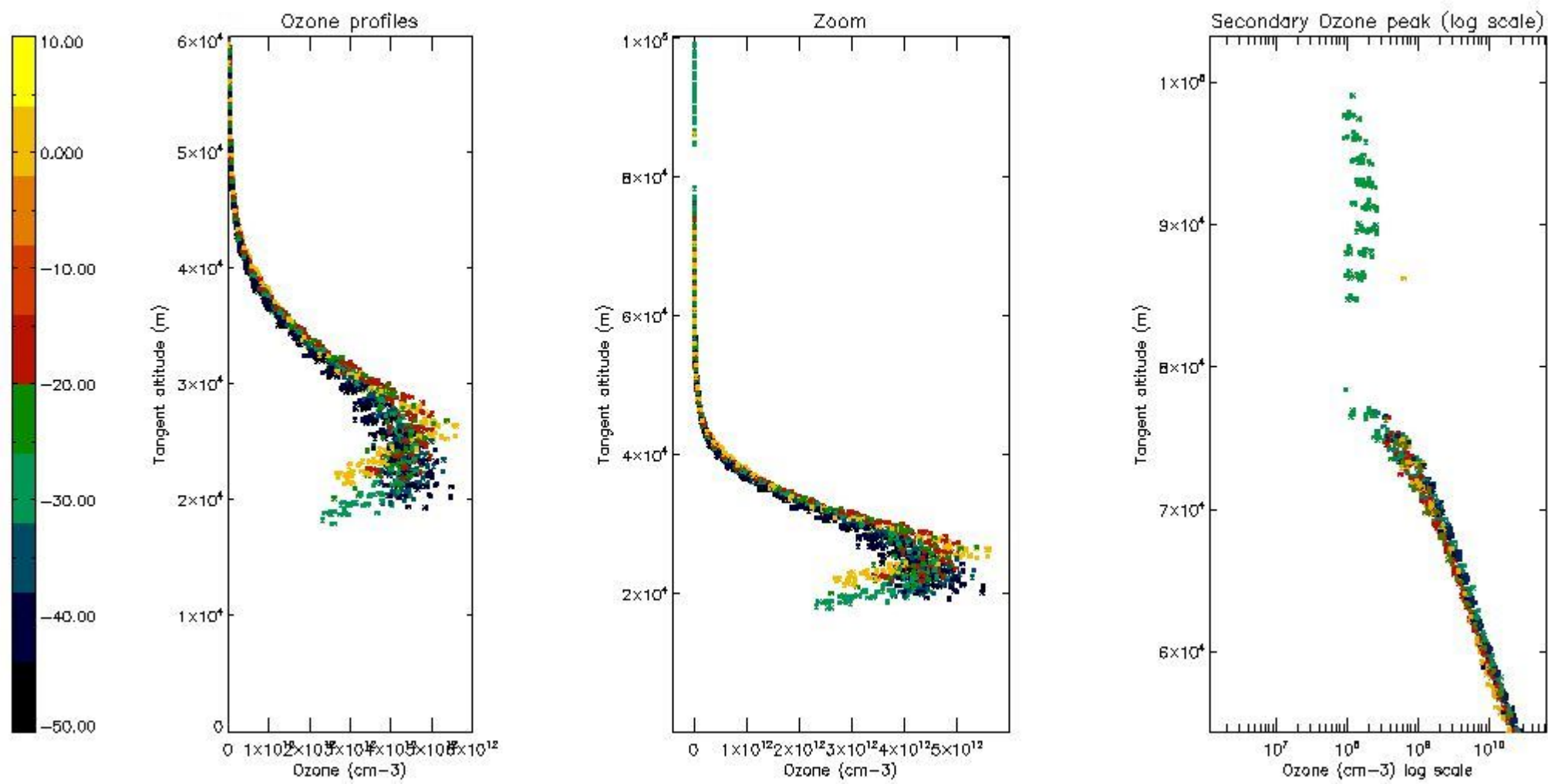
The colorbar represents the latitude.



*5.4 Plot ozone profiles where STD < 10% (dark without errors)*

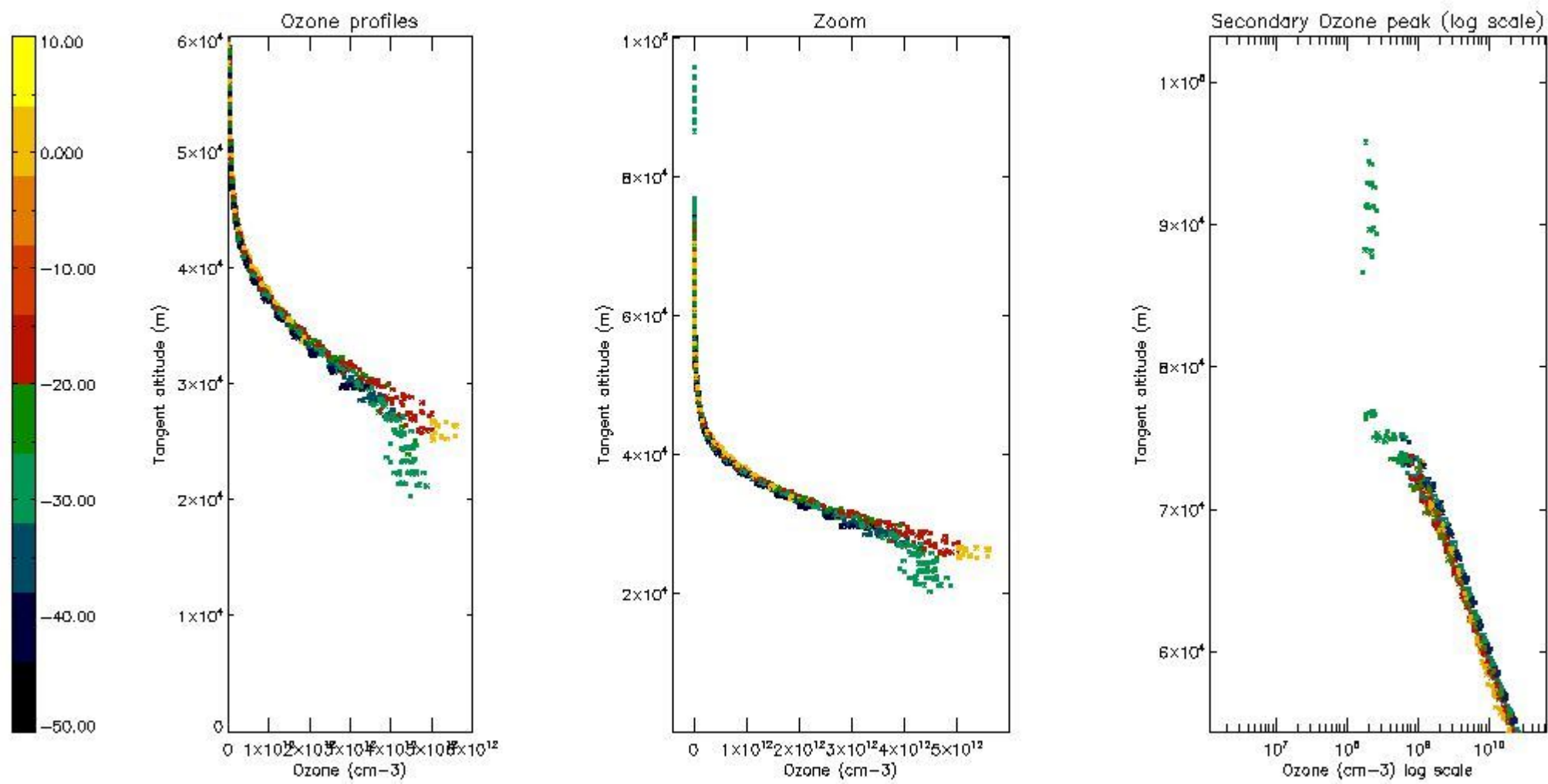
The colorbar represents the latitude.





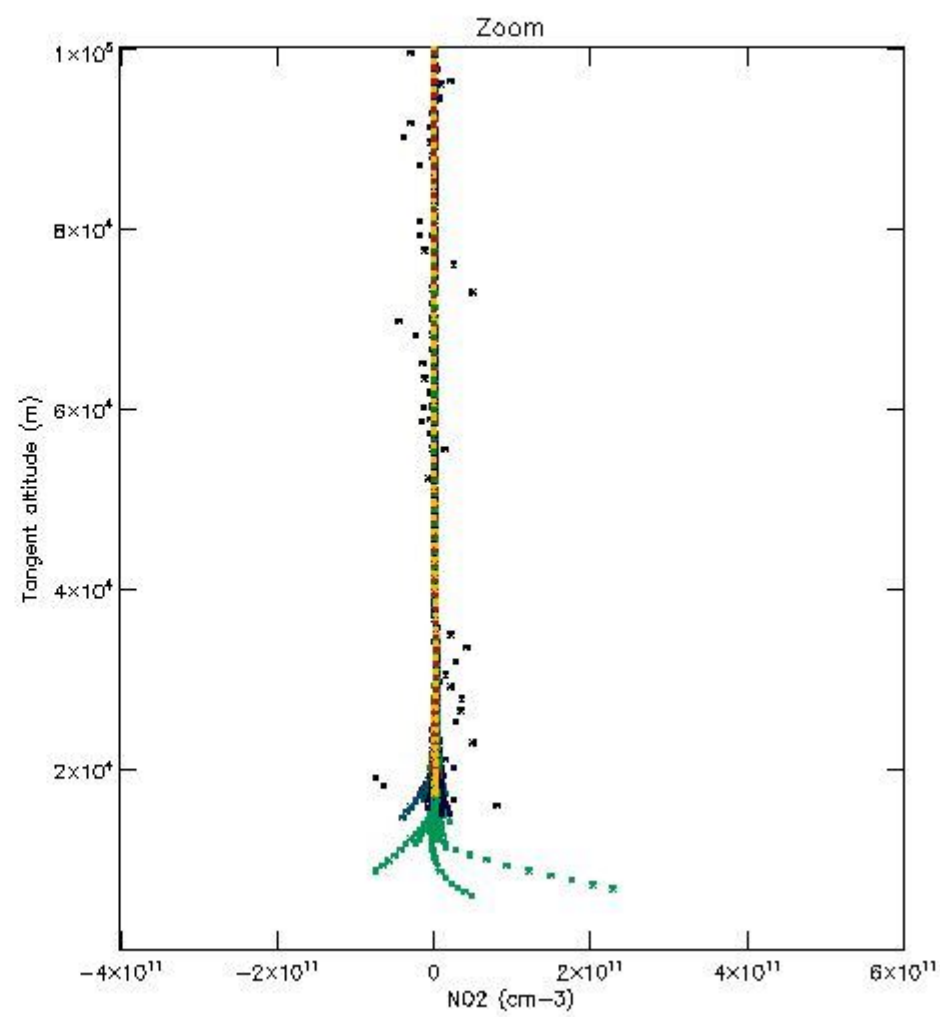
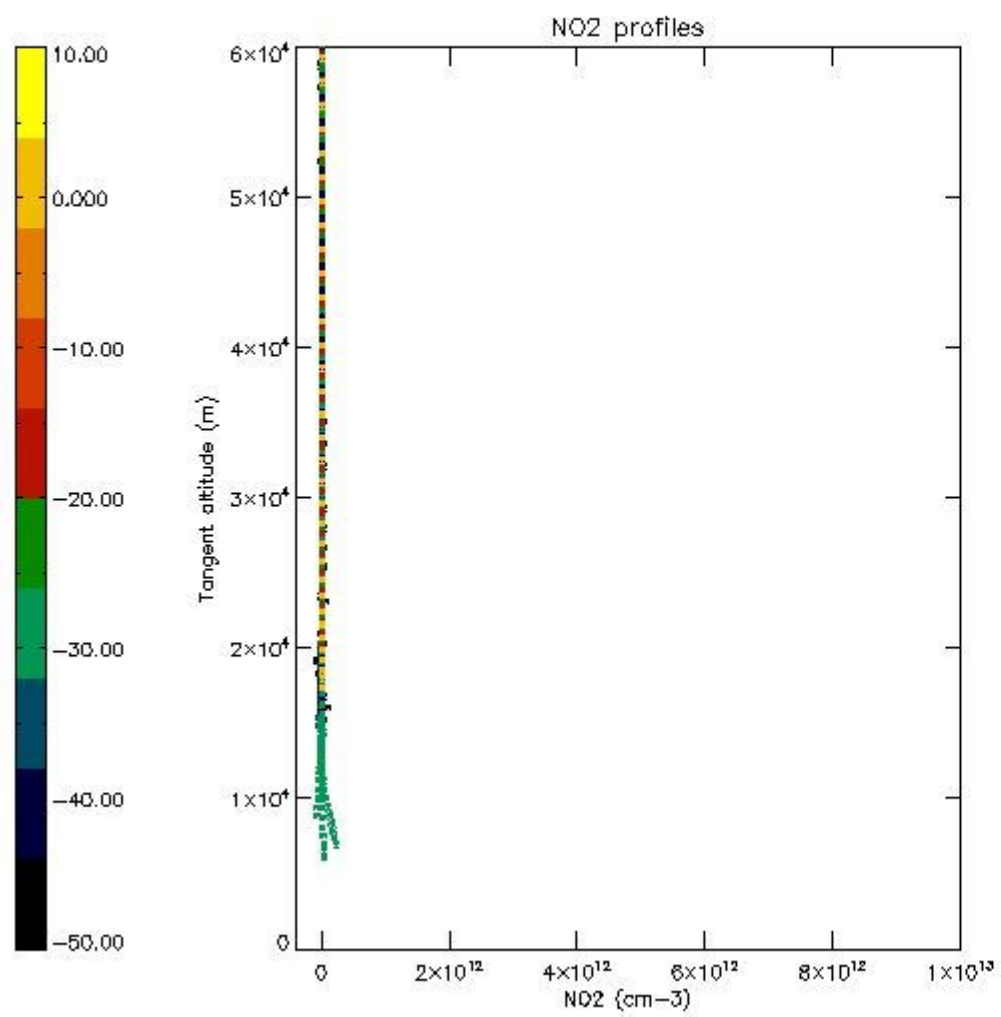
*5.5 Plot ozone profiles where STD < 5% (dark without errors)*

The colorbar represents the latitude.



*5.6 Plot NO<sub>2</sub> profiles for all STD (dark without errors)*

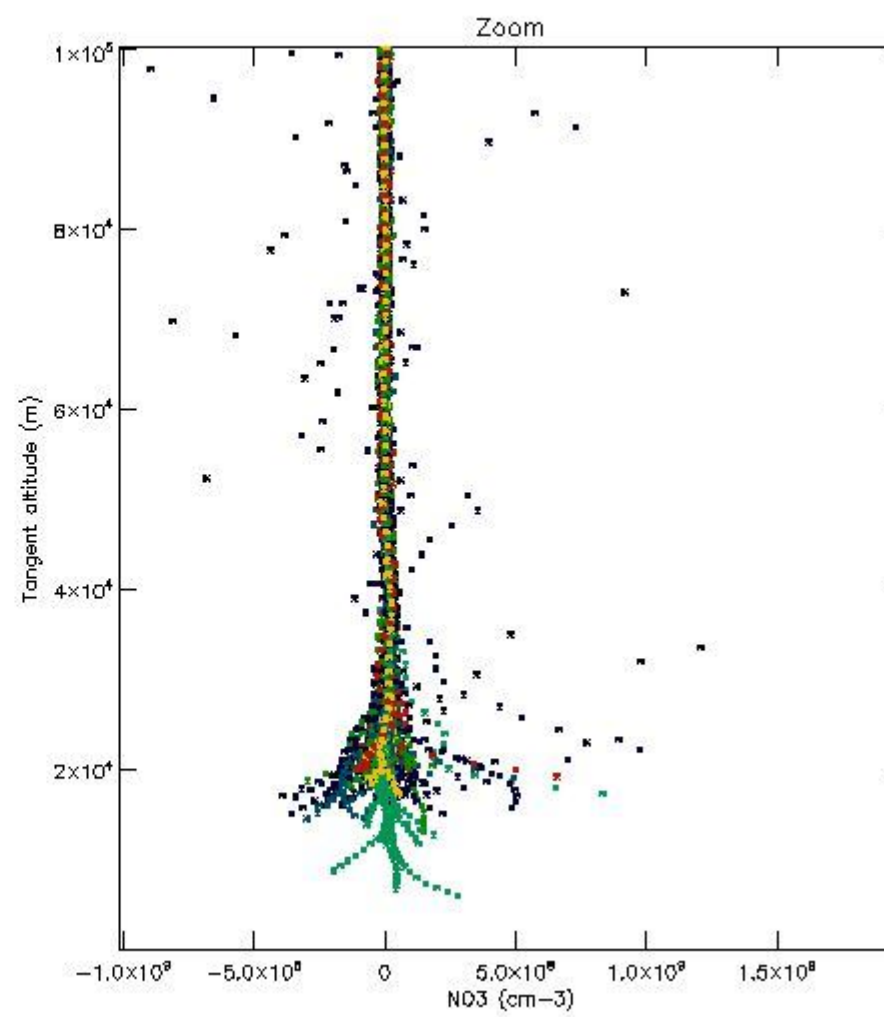
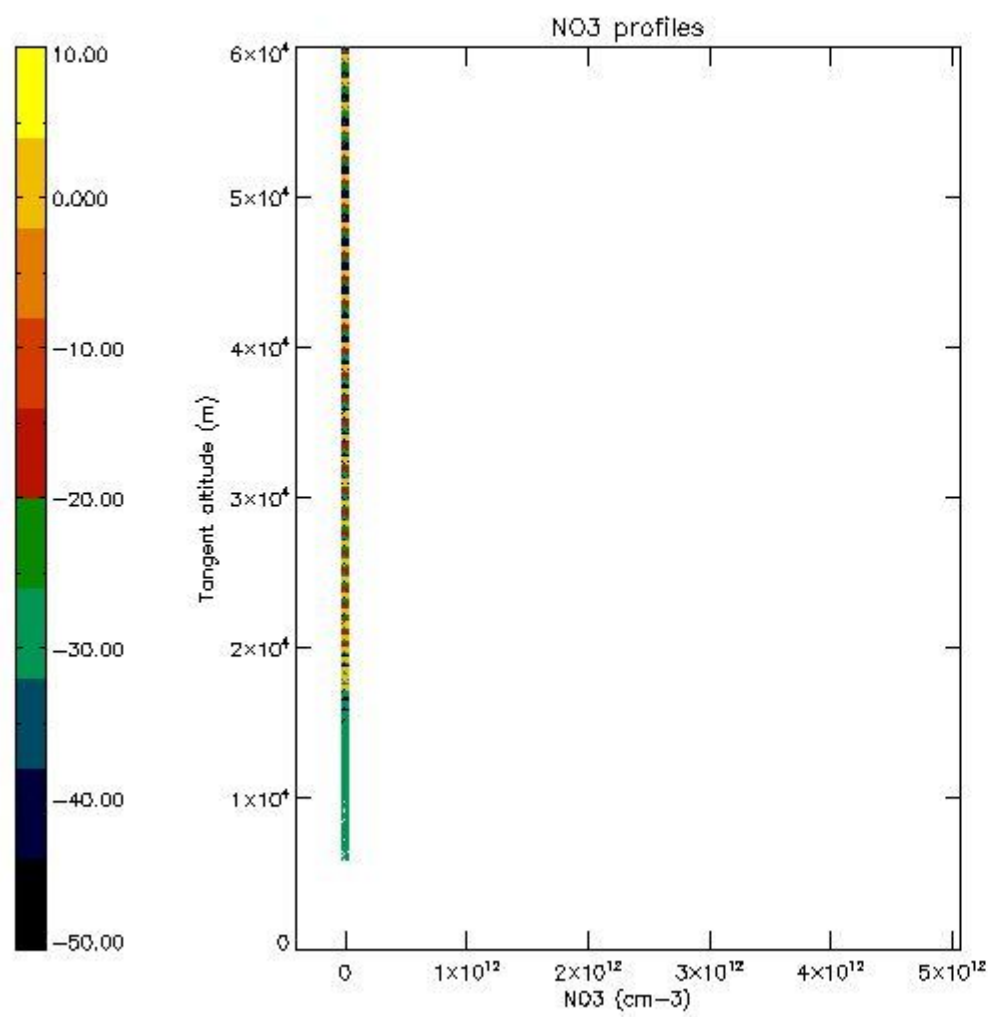
The colorbar represents the latitude.



*5.7 Plot NO3 profiles for all STD (dark without errors)*

The colorbar represents the latitude.





## 6. Auxiliary Data Files used for the production reported in section 2

The number reported in the third column indicates since which file (see list in section 2) the corresponding auxiliary file has been used. The fourth column is the date of those product files.

Type	Auxiliary Filename	Used since product	Used since product date
INST_PHYS_CHARACTERISTICS	GOM_INS_AXVIEC20091111_143220_20030716_120000_20500101_000000	1	06-DEC-2005 00:02:22
LEVEL-2_PROC_CONFIG	GOM_PR2_AXVIEC20091111_152718_20020301_000000_20500101_000000	1	06-DEC-2005 00:02:22
CROSS_SECTIONS_FILE	GOM_CRS_AXVIEC20091111_154832_20020301_000000_20500101_000000	1	06-DEC-2005 00:02:22

# GOMOS Level 2 Daily Report

## SUMMARY

### [1. General Info](#)

### [2. Summary of processed GOM\\_NL\\_2P products](#)

### [3. Level 2 Quality information per product](#)

#### [3.1 Plot of level 2 quality information per product \(time dependant\)](#)

#### [3.2 Plot of level 2 quality information per product \(world map\)](#)

### [4. Level 1 Quality information per product \(stored on level 2 products\)](#)

#### [4.1 Plot of level 1 quality information per product \(time dependant\)](#)

##### [4.1.1 Plot of level 1 quality information per product \(time dependant\): ASCENDING](#)

##### [4.1.2 Plot of level 1 quality information per product \(time dependant\): DESCENDING](#)

#### [4.2 Plot of level 1 quality information per product \(world map\)](#)

##### [4.2.1 Plot of level 1 quality information per product \(world map\): ASCENDING](#)

##### [4.2.2 Plot of level 1 quality information per product \(world map\): DESCENDING](#)

### [5. Ozone profiles based on quality statistics and other trace gas profiles](#)

#### [5.1 Ozone statistics based on quality of products](#)

#### [5.2 Plot ozone profiles for all STD \(dark without errors\)](#)

#### [5.3 Plot ozone profiles where STD < 20% \(dark without errors\)](#)

#### [5.4. Plot ozone profiles where STD < 10% \(dark without errors\)](#)

#### [5.5. Plot ozone profiles where STD < 5% \(dark without errors\)](#)

#### [5.6 Plot NO2 profiles for all STD \(dark without errors\)](#)

#### [5.7 Plot NO3 profiles for all STD \(dark without errors\)](#)

#### [5.8 Plot H2O profiles \(only for occultations of stars 1,2,3,4,13,14,16,26,63 dark without errors\) for all STD](#)

### [6. Auxiliary Data Files used for the production reported in section 2](#)

This report presents the daily analysis on parameters extracted from GOMOS level 2 data (GOM\_NL\_\_2P). It is intended to monitor some important parameters that will impact the quality of these products. A list of level 2 products (and content) that have arrived during the reporting day to the PCF is also given.

Item	Value
Time of report generation	18APR2013 13:01:15
Data source version	GOMOS/6.01
Start time of products	06-12-2005 (06DEC2005 00:00:00)
Stop time of products	07-12-2005 (07DEC2005 00:00:00)
Store outputs in DB	Yes
Nb of level 2 prods	293
Nb of prods with errors	0

## 2. Summary of processed GOM\_NL\_\_2P products.

Nr	Filename	UTC Start time	Limb	Duration	Star Id	Star Name	Star Mag	Star Temp	Nb Meas	Orbit	Prod. error
1	GOM_NL__2PRFIN20051206_000222_000000352043_00102_19695_9114.N1	06-DEC-2005 00:02:22	Bright	35.000	173	4Bet Tri	3.0040	8900.0	70	19695	No
2	GOM_NL__2PRFIN20051206_000425_000000362043_00102_19695_9115.N1	06-DEC-2005 00:04:25	Bright	35.500	73	57Gam1And	2.2600	13100.	71	19695	No
3	GOM_NL__2PRFIN20051206_000601_000000352043_00102_19695_9116.N1	06-DEC-2005 00:06:01	Bright	35.000	35	33Alp Per	1.7950	6250.0	70	19695	No
4	GOM_NL__2PRFIN20051206_000940_000000352043_00102_19695_9117.N1	06-DEC-2005 00:09:40	Bright	34.500	110	37Del Cas	2.6780	8900.0	69	19695	No
5	GOM_NL__2PRFIN20051206_001707_000000352043_00102_19695_9118.N1	06-DEC-2005 00:17:07	Bright	35.000	49	1Alp UMi	1.9900	6300.0	70	19695	No
6	GOM_NL__2PRFIN20051206_002150_000000372043_00102_19695_9119.N1	06-DEC-2005 00:21:50	Bright	37.000	60	7Bet UMi	2.0810	3950.0	74	19695	No
7	GOM_NL__2PRFIN20051206_002440_000000352043_00102_19695_9120.N1	06-DEC-2005 00:24:40	Bright	34.500	119	14Eta Dra	2.7270	4700.0	69	19695	No
8	GOM_NL__2PRFIN20051206_003208_000000492043_00102_19695_9121.N1	06-DEC-2005 00:32:08	Bright	49.000	180	27Gam Boo	3.0400	8000.0	98	19695	No
9	GOM_NL__2PRFIN20051206_003512_000000372043_00102_19695_9122.N1	06-DEC-2005 00:35:12	Bright	36.500	83		2.3780	11000.	73	19695	No
10	GOM_NL__2PRFIN20051206_003816_000000352043_00102_19695_9123.N1	06-DEC-2005 00:38:16	Bright	34.500	111	8Eta Boo	2.6800	6000.0	69	19695	No
11	GOM_NL__2PRFIN20051206_005051_000000422043_00102_19695_9124.N1	06-DEC-2005 00:50:51	Twilight	41.500	169	46Gam Hya	2.9910	4700.0	83	19695	No
12	GOM_NL__2PRFIN20051206_005615_000000362043_00102_19695_9125.N1	06-DEC-2005 00:56:15	Dark	36.000	95	Zet Cen	2.5450	26000.	72	19695	No
13	GOM_NL__2PRFIN20051206_005822_000000402043_00102_19695_9126.N1	06-DEC-2005 00:58:22	Dark	40.000	64	Gam Cen	2.2000	10600.	80	19695	No
14	GOM_NL__2PRFIN20051206_010036_000000422043_00103_19696_9127.N1	06-DEC-2005 01:00:36	Dark	42.000	20	Bet Cru	1.2530	30000.	84	19696	No
15	GOM_NL__2PRFIN20051206_010254_000000372043_00103_19696_9129.N1	06-DEC-2005 01:02:54	Dark	36.500	112	Alp Mus	2.6880	26000.	73	19696	No
16	GOM_NL__2PRFIN20051206_010723_000000382043_00103_19696_9130.N1	06-DEC-2005 01:07:23	Dark	37.500	29	Bet Car	1.6720	10200.	75	19696	No
17	GOM_NL__2PRFIN20051206_012829_000000442043_00103_19696_9131.N1	06-DEC-2005 01:28:29	Straylight	44.000	165	34Gam Eri	2.9500	3200.0	88	19696	No
18	GOM_NL__2PRFIN20051206_013351_000000452043_00103_19696_9132.N1	06-DEC-2005 01:33:51	Twilight	45.000	94	92Alp Cet	2.5260	3100.0	90	19696	No
19	GOM_NL__2PRFIN20051206_014258_000000352043_00103_19696_9133.N1	06-DEC-2005 01:42:58	Bright	34.500	173	4Bet Tri	3.0040	8900.0	69	19696	No
20	GOM_NL__2PRFIN20051206_014501_000000372043_00103_19696_9134.N1	06-DEC-2005 01:45:01	Bright	36.500	73	57Gam1And	2.2600	13100.	73	19696	No
21	GOM_NL__2PRFIN20051206_014637_000000372043_00103_19696_9135.N1	06-DEC-2005 01:46:37	Bright	37.000	35	33Alp Per	1.7950	6250.0	74	19696	No
22	GOM_NL__2PRFIN20051206_015016_000000362043_00103_19696_9136.N1	06-DEC-2005 01:50:16	Bright	35.500	110	37Del Cas	2.6780	8900.0	71	19696	No
23	GOM_NL__2PRFIN20051206_015743_000000342043_00103_19696_9137.N1	06-DEC-2005 01:57:43	Bright	33.500	49	1Alp UMi	1.9900	6300.0	67	19696	No
24	GOM_NL__2PRFIN20051206_020226_000000362043_00103_19696_9138.N1	06-DEC-2005 02:02:26	Bright	35.500	60	7Bet UMi	2.0810	3950.0	71	19696	No
25	GOM_NL__2PRFIN20051206_020516_000000362043_00103_19696_9139.N1	06-DEC-2005 02:05:16	Bright	35.500	119	14Eta Dra	2.7270	4700.0	71	19696	No
26	GOM_NL__2PRFIN20051206_021244_000000352043_00103_19696_9140.N1	06-DEC-2005 02:12:44	Bright	35.000	180	27Gam Boo	3.0400	8000.0	70	19696	No
27	GOM_NL__2PRFIN20051206_021548_000000332043_00103_19696_9141.N1	06-DEC-2005 02:15:48	Bright	33.000	83		2.3780	11000.	66	19696	No
28	GOM_NL__2PRFIN20051206_021821_000000342043_00103_19696_9142.N1	06-DEC-2005 02:18:21	Bright	34.000	3	16Alp Boo	-0.050000	4250.0	68	19696	No
29	GOM_NL__2PRFIN20051206_023128_000000452043_00103_19696_9143.N1	06-DEC-2005 02:31:28	Twilight	44.500	169	46Gam Hya	2.9910	4700.0	89	19696	No
30	GOM_NL__2PRFIN20051206_023454_000000402043_00103_19696_9144.N1	06-DEC-2005 02:34:54	Dark	40.000	123	lot Cen	2.7500	10200.	80	19696	No
31	GOM_NL__2PRFIN20051206_023652_000000372043_00103_19696_9145.N1	06-DEC-2005 02:36:52	Dark	36.500	95	Zet Cen	2.5450	26000.	73	19696	No
32	GOM_NL__2PRFIN20051206_023843_000000362043_00103_19696_9146.N1	06-DEC-2005 02:38:43	Dark	36.000	77	Eps Cen	2.3030	28000.	72	19696	No
33	GOM_NL__2PRFIN20051206_024013_000000402043_00103_19696_9147.N1	06-DEC-2005 02:40:13	Dark	39.500	10	Bet Cen	0.61000	28000.	79	19696	No
34	GOM_NL__2PRFIN20051206_024147_000000372043_00104_19697_9129.N1	06-DEC-2005 02:41:47	Dark	37.000	129	Del Cru	2.7930	26000.	74	19697	No
35	GOM_NL__2PRFIN20051206_024330_000000362043_00104_19697_9130.N1	06-DEC-2005 02:43:30	Dark	35.500	112	Alp Mus	2.6880	26000.	71	19697	No
36	GOM_NL__2PRFIN20051206_024759_000000392043_00104_19697_9131.N1	06-DEC-2005 02:47:59	Dark	38.500	29	Bet Car	1.6720	10200.	77	19697	No
37	GOM_NL__2PRFIN20051206_030905_000000452043_00104_19697_9132.N1	06-DEC-2005 03:09:05	Straylight	44.500	165	34Gam Eri	2.9500	3200.0	89	19697	No
38	GOM_NL__2PRFIN20051206_031428_000000502043_00104_19697_9133.N1	06-DEC-2005 03:14:28	Twilight	50.000	94	92Alp Cet	2.5260	3100.0	100	19697	No
39	GOM_NL__2PRFIN20051206_032335_000000352043_00104_19697_9134.N1	06-DEC-2005 03:23:35	Bright	35.000	173	4Bet Tri	3.0040	8900.0	70	19697	No
40	GOM_NL__2PRFIN20051206_032537_000000382043_00104_19697_9135.N1	06-DEC-2005 03:25:37	Bright	37.500	73	57Gam1And	2.2600	13100.	75	19697	No
41	GOM_NL__2PRFIN20051206_032713_000000392043_00104_19697_9136.N1	06-DEC-2005 03:27:13	Bright	38.500	35	33Alp Per	1.7950	6250.0	77	19697	No
42	GOM_NL__2PRFIN20051206_033052_000000342043_00104_19697_9137.N1	06-DEC-2005 03:30:52	Bright	34.000	110	37Del Cas	2.6780	8900.0	68	19697	No



43	GOM_NL__2PRFIN20051206_033819_000000332043_00104_19697_9138.N1	06-DEC-2005 03:38:19	Bright	33.000	49	1Alp UMi	1.9900	6300.0	66	19697	No
44	GOM_NL__2PRFIN20051206_034302_000000382043_00104_19697_9139.N1	06-DEC-2005 03:43:02	Bright	37.500	60	7Bet UMi	2.0810	3950.0	75	19697	No
45	GOM_NL__2PRFIN20051206_034552_000000372043_00104_19697_9140.N1	06-DEC-2005 03:45:52	Bright	36.500	119	14Eta Dra	2.7270	4700.0	73	19697	No
46	GOM_NL__2PRFIN20051206_035320_000000352043_00104_19697_9141.N1	06-DEC-2005 03:53:20	Bright	34.500	180	27Gam Boo	3.0400	8000.0	69	19697	No
47	GOM_NL__2PRFIN20051206_035624_000000352043_00104_19697_9142.N1	06-DEC-2005 03:56:24	Bright	34.500	83		2.3780	11000.	69	19697	No
48	GOM_NL__2PRFIN20051206_035858_000000352043_00104_19697_9143.N1	06-DEC-2005 03:58:58	Bright	34.500	3	16Alp Boo	-0.050000	4250.0	69	19697	No
49	GOM_NL__2PRFIN20051206_041204_000000432043_00104_19697_9144.N1	06-DEC-2005 04:12:04	Twilight	42.500	169	46Gam Hya	2.9910	4700.0	85	19697	No
50	GOM_NL__2PRFIN20051206_041530_000000402043_00104_19697_9145.N1	06-DEC-2005 04:15:30	Dark	40.000	123	lot Cen	2.7500	10200.	80	19697	No
51	GOM_NL__2PRFIN20051206_041728_000000392043_00104_19697_9146.N1	06-DEC-2005 04:17:28	Dark	38.500	95	Zet Cen	2.5450	26000.	77	19697	No
52	GOM_NL__2PRFIN20051206_041919_000000392043_00104_19697_9147.N1	06-DEC-2005 04:19:19	Dark	39.000	77	Eps Cen	2.3030	28000.	78	19697	No
53	GOM_NL__2PRFIN20051206_042049_000000402043_00104_19697_9148.N1	06-DEC-2005 04:20:49	Dark	40.000	10	Bet Cen	0.61000	28000.	80	19697	No
54	GOM_NL__2PRFIN20051206_042224_000000372043_00105_19698_9129.N1	06-DEC-2005 04:22:24	Dark	37.000	129	Del Cru	2.7930	26000.	74	19698	No
55	GOM_NL__2PRFIN20051206_042406_000000362043_00105_19698_9130.N1	06-DEC-2005 04:24:06	Dark	35.500	112	Alp Mus	2.6880	26000.	71	19698	No
56	GOM_NL__2PRFIN20051206_042836_000000392043_00105_19698_9131.N1	06-DEC-2005 04:28:36	Dark	38.500	29	Bet Car	1.6720	10200.	77	19698	No
57	GOM_NL__2PRFIN20051206_044941_000000462043_00105_19698_9132.N1	06-DEC-2005 04:49:41	Straylight	45.500	165	34Gam Eri	2.9500	3200.0	91	19698	No
58	GOM_NL__2PRFIN20051206_045504_000000442043_00105_19698_9133.N1	06-DEC-2005 04:55:04	Twilight	43.500	94	92Alp Cet	2.5260	3100.0	87	19698	No
59	GOM_NL__2PRFIN20051206_050034_000000372043_00105_19698_9134.N1	06-DEC-2005 05:00:34	Bright	37.000	146	25Eta Tau	2.8730	15200.	74	19698	No
60	GOM_NL__2PRFIN20051206_050411_000000352043_00105_19698_9135.N1	06-DEC-2005 05:04:11	Bright	35.000	173	4Bet Tri	3.0040	8900.0	70	19698	No
61	GOM_NL__2PRFIN20051206_050614_000000372043_00105_19698_9136.N1	06-DEC-2005 05:06:14	Bright	37.000	73	57Gam1And	2.2600	13100.	74	19698	No
62	GOM_NL__2PRFIN20051206_050749_000000362043_00105_19698_9137.N1	06-DEC-2005 05:07:49	Bright	35.500	35	33Alp Per	1.7950	6250.0	71	19698	No
63	GOM_NL__2PRFIN20051206_051128_000000352043_00105_19698_9138.N1	06-DEC-2005 05:11:28	Bright	35.000	110	37Del Cas	2.6780	8900.0	70	19698	No
64	GOM_NL__2PRFIN20051206_051855_000000362043_00105_19698_9139.N1	06-DEC-2005 05:18:55	Bright	36.000	49	1Alp UMi	1.9900	6300.0	72	19698	No
65	GOM_NL__2PRFIN20051206_052338_000000372043_00105_19698_9140.N1	06-DEC-2005 05:23:38	Bright	36.500	60	7Bet UMi	2.0810	3950.0	73	19698	No
66	GOM_NL__2PRFIN20051206_052628_000000372043_00105_19698_9141.N1	06-DEC-2005 05:26:28	Bright	37.000	119	14Eta Dra	2.7270	4700.0	74	19698	No
67	GOM_NL__2PRFIN20051206_053356_000000352043_00105_19698_9142.N1	06-DEC-2005 05:33:56	Bright	35.000	180	27Gam Boo	3.0400	8000.0	70	19698	No
68	GOM_NL__2PRFIN20051206_053700_000000362043_00105_19698_9143.N1	06-DEC-2005 05:37:00	Bright	35.500	83		2.3780	11000.	71	19698	No
69	GOM_NL__2PRFIN20051206_053934_000000362043_00105_19698_9144.N1	06-DEC-2005 05:39:34	Bright	35.500	3	16Alp Boo	-0.050000	4250.0	71	19698	No
70	GOM_NL__2PRFIN20051206_055241_000000422043_00105_19698_9145.N1	06-DEC-2005 05:52:41	Twilight	42.000	169	46Gam Hya	2.9910	4700.0	84	19698	No
71	GOM_NL__2PRFIN20051206_055607_000000402043_00105_19698_9146.N1	06-DEC-2005 05:56:07	Dark	39.500	123	lot Cen	2.7500	10200.	79	19698	No
72	GOM_NL__2PRFIN20051206_055804_000000382043_00105_19698_9147.N1	06-DEC-2005 05:58:04	Dark	38.000	95	Zet Cen	2.5450	26000.	76	19698	No
73	GOM_NL__2PRFIN20051206_055955_000000382043_00105_19698_9148.N1	06-DEC-2005 05:59:55	Dark	38.000	77	Eps Cen	2.3030	28000.	76	19698	No
74	GOM_NL__2PRFIN20051206_060125_000000412043_00105_19698_9149.N1	06-DEC-2005 06:01:25	Dark	40.500	10	Bet Cen	0.61000	28000.	81	19698	No
75	GOM_NL__2PRFIN20051206_060300_000000382043_00106_19699_9129.N1	06-DEC-2005 06:03:00	Dark	37.500	129	Del Cru	2.7930	26000.	75	19699	No
76	GOM_NL__2PRFIN20051206_060442_000000372043_00106_19699_9130.N1	06-DEC-2005 06:04:42	Dark	36.500	112	Alp Mus	2.6880	26000.	73	19699	No
77	GOM_NL__2PRFIN20051206_060912_000000392043_00106_19699_9131.N1	06-DEC-2005 06:09:12	Dark	39.000	29	Bet Car	1.6720	10200.	78	19699	No
78	GOM_NL__2PRFIN20051206_063017_000000452043_00106_19699_9132.N1	06-DEC-2005 06:30:17	Straylight	44.500	165	34Gam Eri	2.9500	3200.0	89	19699	No
79	GOM_NL__2PRFIN20051206_063540_000000442043_00106_19699_9133.N1	06-DEC-2005 06:35:40	Twilight	44.000	94	92Alp Cet	2.5260	3100.0	88	19699	No
80	GOM_NL__2PRFIN20051206_064110_000000372043_00106_19699_9134.N1	06-DEC-2005 06:41:10	Bright	37.000	146	25Eta Tau	2.8730	15200.	74	19699	No
81	GOM_NL__2PRFIN20051206_064447_000000362043_00106_19699_9135.N1	06-DEC-2005 06:44:47	Bright	35.500	173	4Bet Tri	3.0040	8900.0	71	19699	No
82	GOM_NL__2PRFIN20051206_064650_000000372043_00106_19699_9136.N1	06-DEC-2005 06:46:50	Bright	37.000	73	57Gam1And	2.2600	13100.	74	19699	No
83	GOM_NL__2PRFIN20051206_064825_000000372043_00106_19699_9137.N1	06-DEC-2005 06:48:25	Bright	37.000	35	33Alp Per	1.7950	6250.0	74	19699	No
84	GOM_NL__2PRFIN20051206_065205_000000362043_00106_19699_9138.N1	06-DEC-2005 06:52:05	Bright	35.500	110	37Del Cas	2.6780	8900.0	71	19699	No
85	GOM_NL__2PRFIN20051206_065931_000000352043_00106_19699_9139.N1	06-DEC-2005 06:59:31	Bright	35.000	49	1Alp UMi	1.9900	6300.0	70	19699	No
86	GOM_NL__2PRFIN20051206_070414_000000372043_00106_19699_9140.N1	06-DEC-2005 07:04:14	Bright	37.000	60	7Bet UMi	2.0810	3950.0	74	19699	No
87	GOM_NL__2PRFIN20051206_070705_000000362043_00106_19699_9141.N1	06-DEC-2005 07:07:05	Bright	35.500	119	14Eta Dra	2.7270	4700.0	71	19699	No
88	GOM_NL__2PRFIN20051206_071432_000000352043_00106_19699_9142.N1	06-DEC-2005 07:14:32	Bright	34.500	180	27Gam Boo	3.0400	8000.0	69	19699	No
89	GOM_NL__2PRFIN20051206_071736_000000352043_00106_19699_9143.N1	06-DEC-2005 07:17:36	Bright	34.500	83		2.3780	11000.	69	19699	No
90	GOM_NL__2PRFIN20051206_072010_000000372043_00106_19699_9144.N1	06-DEC-2005 07:20:10	Bright	37.000	3	16Alp Boo	-0.050000	4250.0	74	19699	No
91	GOM_NL__2PRFIN20051206_073317_000000432043_00106_19699_9145.N1	06-DEC-2005 07:33:17	Twilight	43.000	169	46Gam Hya	2.9910	4700.0	86	19699	No
92	GOM_NL__2PRFIN20051206_073643_000000402043_00106_19699_9146.N1	06-DEC-2005 07:36:43	Dark	39.500	123	lot Cen	2.7500	10200.	79	19699	No
93	GOM_NL__2PRFIN20051206_073840_000000382043_00106_19699_9147.N1	06-DEC-2005 07:38:40	Dark	37.500	95	Zet Cen	2.5450	26000.	75	19699	No
94	GOM_NL__2PRFIN20051206_074031_000000402043_00106_19699_9148.N1	06-DEC-2005 07:40:31	Dark	40.000	77	Eps Cen	2.3030	28000.	80	19699	No
95	GOM_NL__2PRFIN20051206_074201_000000452043_00106_19699_9149.N1	06-DEC-2005 07:42:01	Dark	45.000	10	Bet Cen	0.61000	28000.	90	19699	No
96	GOM_NL__2PRFIN20051206_074336_000000382043_00107_19700_9129.N1	06-DEC-2005 07:43:36	Dark	38.000	129	Del Cru	2.7930	26000.	76	19700	No
97	GOM_NL__2PRFIN20051206_074519_000000362043_00107_19700_9130.N1	06-DEC-2005 07:45:19	Dark	36.000	112	Alp Mus	2.6880	26000.	72	19700	No
98	GOM_NL__2PRFIN20051206_074948_000000382043_00107_19700_9131.N1	06-DEC-2005 07:49:48	Dark	37.500	29	Bet Car	1.6720	10200.	75	19700	No
99	GOM_NL__2PRFIN20051206_081053_000000432043_00107_19700_9132.N1	06-DEC-2005 08:10:53	Straylight	43.000	165	34Gam Eri	2.9500	3200.0	86	19700	No
100	GOM_NL__2PRFIN20051206_081616_000000402043_00107_19700_9133.N1	06-DEC-2005 08:16:16	Twilight	40.000	94	92Alp Cet	2.5260	3100.0	80	19700	No
101	GOM_NL__2PRFIN20051206_082145_000000392043_00107_19700_9134.N1	06-DEC-2005 08:21:45	Bright	38.500	146	25Eta Tau	2.8730	15200.	77	19700	No

102	GOM_NL__2PRFIN20051206_082523_000000362043_00107_19700_9135.N1	06-DEC-2005 08:25:23	Bright	35.500	173	4Bet Tri	3.0040	8900.0	71	19700	No
103	GOM_NL__2PRFIN20051206_082726_000000372043_00107_19700_9136.N1	06-DEC-2005 08:27:26	Bright	36.500	73	57Gam1And	2.2600	13100.	73	19700	No
104	GOM_NL__2PRFIN20051206_082901_000000352043_00107_19700_9137.N1	06-DEC-2005 08:29:01	Bright	35.000	35	33Alp Per	1.7950	6250.0	70	19700	No
105	GOM_NL__2PRFIN20051206_083241_000000352043_00107_19700_9138.N1	06-DEC-2005 08:32:41	Bright	35.000	110	37Del Cas	2.6780	8900.0	70	19700	No
106	GOM_NL__2PRFIN20051206_084007_000000352043_00107_19700_9139.N1	06-DEC-2005 08:40:07	Bright	34.500	49	1Alp UMi	1.9900	6300.0	69	19700	No
107	GOM_NL__2PRFIN20051206_084450_000000362043_00107_19700_9140.N1	06-DEC-2005 08:44:50	Bright	36.000	60	7Bet UMi	2.0810	3950.0	72	19700	No
108	GOM_NL__2PRFIN20051206_084741_000000372043_00107_19700_9141.N1	06-DEC-2005 08:47:41	Bright	36.500	119	14Eta Dra	2.7270	4700.0	73	19700	No
109	GOM_NL__2PRFIN20051206_085508_000000362043_00107_19700_9142.N1	06-DEC-2005 08:55:08	Bright	36.000	180	27Gam Boo	3.0400	8000.0	72	19700	No
110	GOM_NL__2PRFIN20051206_085812_000000342043_00107_19700_9143.N1	06-DEC-2005 08:58:12	Bright	34.000	83		2.3780	11000.	68	19700	No
111	GOM_NL__2PRFIN20051206_090046_000000352043_00107_19700_9144.N1	06-DEC-2005 09:00:46	Bright	34.500	3	16Alp Boo	-0.050000	4250.0	69	19700	No
112	GOM_NL__2PRFIN20051206_091354_000000412043_00107_19700_9145.N1	06-DEC-2005 09:13:54	Tw_i_and_stray	41.000	169	46Gam Hya	2.9910	4700.0	82	19700	No
113	GOM_NL__2PRFIN20051206_091719_000000392043_00107_19700_9146.N1	06-DEC-2005 09:17:19	Dark	39.000	123	1ot Cen	2.7500	10200.	78	19700	No
114	GOM_NL__2PRFIN20051206_091916_000000372043_00107_19700_9147.N1	06-DEC-2005 09:19:16	Dark	37.000	95	Zet Cen	2.5450	26000.	74	19700	No
115	GOM_NL__2PRFIN20051206_092108_000000402043_00107_19700_9148.N1	06-DEC-2005 09:21:08	Dark	40.000	77	Eps Cen	2.3030	28000.	80	19700	No
116	GOM_NL__2PRFIN20051206_092237_000000412043_00107_19700_9149.N1	06-DEC-2005 09:22:37	Dark	40.500	10	Bet Cen	0.61000	28000.	81	19700	No
117	GOM_NL__2PRFIN20051206_092555_000000372043_00108_19701_9129.N1	06-DEC-2005 09:25:55	Dark	36.500	112	Alp Mus	2.6880	26000.	73	19701	No
118	GOM_NL__2PRFIN20051206_093025_000000372043_00108_19701_9130.N1	06-DEC-2005 09:30:25	Dark	37.000	29	Bet Car	1.6720	10200.	74	19701	No
119	GOM_NL__2PRFIN20051206_095129_000000422043_00108_19701_9131.N1	06-DEC-2005 09:51:29	Straylight	41.500	165	34Gam Eri	2.9500	3200.0	83	19701	No
120	GOM_NL__2PRFIN20051206_095652_000000452043_00108_19701_9132.N1	06-DEC-2005 09:56:52	Tw_i_and_stray	44.500	94	92Alp Cet	2.5260	3100.0	89	19701	No
121	GOM_NL__2PRFIN20051206_100221_000000372043_00108_19701_9133.N1	06-DEC-2005 10:02:21	Bright	36.500	146	25Eta Tau	2.8730	15200.	73	19701	No
122	GOM_NL__2PRFIN20051206_100600_000000352043_00108_19701_9134.N1	06-DEC-2005 10:06:00	Bright	35.000	173	4Bet Tri	3.0040	8900.0	70	19701	No
123	GOM_NL__2PRFIN20051206_100802_000000362043_00108_19701_9135.N1	06-DEC-2005 10:08:02	Bright	36.000	73	57Gam1And	2.2600	13100.	72	19701	No
124	GOM_NL__2PRFIN20051206_100937_000000372043_00108_19701_9136.N1	06-DEC-2005 10:09:37	Bright	36.500	35	33Alp Per	1.7950	6250.0	73	19701	No
125	GOM_NL__2PRFIN20051206_101317_000000362043_00108_19701_9137.N1	06-DEC-2005 10:13:17	Bright	35.500	110	37Del Cas	2.6780	8900.0	71	19701	No
126	GOM_NL__2PRFIN20051206_102043_000000382043_00108_19701_9138.N1	06-DEC-2005 10:20:43	Bright	37.500	49	1Alp UMi	1.9900	6300.0	75	19701	No
127	GOM_NL__2PRFIN20051206_102525_000000372043_00108_19701_9139.N1	06-DEC-2005 10:25:25	Bright	36.500	60	7Bet UMi	2.0810	3950.0	73	19701	No
128	GOM_NL__2PRFIN20051206_102817_000000362043_00108_19701_9140.N1	06-DEC-2005 10:28:17	Bright	35.500	119	14Eta Dra	2.7270	4700.0	71	19701	No
129	GOM_NL__2PRFIN20051206_103544_000000342043_00108_19701_9141.N1	06-DEC-2005 10:35:44	Bright	33.500	180	27Gam Boo	3.0400	8000.0	67	19701	No
130	GOM_NL__2PRFIN20051206_103848_000000342043_00108_19701_9142.N1	06-DEC-2005 10:38:48	Bright	34.000	83		2.3780	11000.	68	19701	No
131	GOM_NL__2PRFIN20051206_104122_000000352043_00108_19701_9143.N1	06-DEC-2005 10:41:22	Bright	34.500	3	16Alp Boo	-0.050000	4250.0	69	19701	No
132	GOM_NL__2PRFIN20051206_105430_000000442043_00108_19701_9144.N1	06-DEC-2005 10:54:30	Tw_i_and_stray	44.000	169	46Gam Hya	2.9910	4700.0	88	19701	No
133	GOM_NL__2PRFIN20051206_105756_000000392043_00108_19701_9145.N1	06-DEC-2005 10:57:56	Dark	38.500	123	1ot Cen	2.7500	10200.	77	19701	No
134	GOM_NL__2PRFIN20051206_105953_000000382043_00108_19701_9146.N1	06-DEC-2005 10:59:53	Dark	37.500	95	Zet Cen	2.5450	26000.	75	19701	No
135	GOM_NL__2PRFIN20051206_110144_000000372043_00108_19701_9147.N1	06-DEC-2005 11:01:44	Dark	37.000	77	Eps Cen	2.3030	28000.	74	19701	No
136	GOM_NL__2PRFIN20051206_110313_000000372043_00108_19701_9148.N1	06-DEC-2005 11:03:13	Dark	37.000	10	Bet Cen	0.61000	28000.	74	19701	No
137	GOM_NL__2PRFIN20051206_110631_000000362043_00109_19702_9129.N1	06-DEC-2005 11:06:31	Dark	36.000	112	Alp Mus	2.6880	26000.	72	19702	No
138	GOM_NL__2PRFIN20051206_111101_000000372043_00109_19702_9130.N1	06-DEC-2005 11:11:01	Dark	36.500	29	Bet Car	1.6720	10200.	73	19702	No
139	GOM_NL__2PRFIN20051206_113205_000000432043_00109_19702_9131.N1	06-DEC-2005 11:32:05	Straylight	43.000	165	34Gam Eri	2.9500	3200.0	86	19702	No
140	GOM_NL__2PRFIN20051206_113728_000000412043_00109_19702_9132.N1	06-DEC-2005 11:37:28	Tw_i_and_stray	41.000	94	92Alp Cet	2.5260	3100.0	82	19702	No
141	GOM_NL__2PRFIN20051206_114257_000000372043_00109_19702_9133.N1	06-DEC-2005 11:42:57	Bright	36.500	146	25Eta Tau	2.8730	15200.	73	19702	No
142	GOM_NL__2PRFIN20051206_114636_000000362043_00109_19702_9134.N1	06-DEC-2005 11:46:36	Bright	36.000	173	4Bet Tri	3.0040	8900.0	72	19702	No
143	GOM_NL__2PRFIN20051206_114838_000000352043_00109_19702_9135.N1	06-DEC-2005 11:48:38	Bright	35.000	73	57Gam1And	2.2600	13100.	70	19702	No
144	GOM_NL__2PRFIN20051206_115012_000000382043_00109_19702_9136.N1	06-DEC-2005 11:50:12	Bright	37.500	35	33Alp Per	1.7950	6250.0	75	19702	No
145	GOM_NL__2PRFIN20051206_115353_000000362043_00109_19702_9137.N1	06-DEC-2005 11:53:53	Bright	35.500	110	37Del Cas	2.6780	8900.0	71	19702	No
146	GOM_NL__2PRFIN20051206_120118_000000372043_00109_19702_9138.N1	06-DEC-2005 12:01:18	Bright	36.500	49	1Alp UMi	1.9900	6300.0	73	19702	No
147	GOM_NL__2PRFIN20051206_120601_000000522043_00109_19702_9139.N1	06-DEC-2005 12:06:01	Bright	52.000	60	7Bet UMi	2.0810	3950.0	104	19702	No
148	GOM_NL__2PRFIN20051206_120853_000000362043_00109_19702_9140.N1	06-DEC-2005 12:08:53	Bright	36.000	119	14Eta Dra	2.7270	4700.0	72	19702	No
149	GOM_NL__2PRFIN20051206_121620_000000362043_00109_19702_9141.N1	06-DEC-2005 12:16:20	Bright	36.000	180	27Gam Boo	3.0400	8000.0	72	19702	No
150	GOM_NL__2PRFIN20051206_121924_000000352043_00109_19702_9142.N1	06-DEC-2005 12:19:24	Bright	34.500	83		2.3780	11000.	69	19702	No
151	GOM_NL__2PRFIN20051206_122158_000000362043_00109_19702_9143.N1	06-DEC-2005 12:21:58	Bright	36.000	3	16Alp Boo	-0.050000	4250.0	72	19702	No
152	GOM_NL__2PRFIN20051206_123507_000000432043_00109_19702_9144.N1	06-DEC-2005 12:35:07	Tw_i_and_stray	42.500	169	46Gam Hya	2.9910	4700.0	85	19702	No
153	GOM_NL__2PRFIN20051206_123832_000000392043_00109_19702_9145.N1	06-DEC-2005 12:38:32	Dark	39.000	123	1ot Cen	2.7500	10200.	78	19702	No
154	GOM_NL__2PRFIN20051206_124029_000000372043_00109_19702_9146.N1	06-DEC-2005 12:40:29	Dark	36.500	95	Zet Cen	2.5450	26000.	73	19702	No
155	GOM_NL__2PRFIN20051206_124220_000000372043_00109_19702_9147.N1	06-DEC-2005 12:42:20	Dark	36.500	77	Eps Cen	2.3030	28000.	73	19702	No
156	GOM_NL__2PRFIN20051206_124349_000000432043_00109_19702_9148.N1	06-DEC-2005 12:43:49	Dark	42.500	10	Bet Cen	0.61000	28000.	85	19702	No
157	GOM_NL__2PRFIN20051206_124525_000000382043_00110_19703_9129.N1	06-DEC-2005 12:45:25	Dark	37.500	129	Del Cru	2.7930	26000.	75	19703	No
158	GOM_NL__2PRFIN20051206_124707_000000372043_00110_19703_9130.N1	06-DEC-2005 12:47:07	Dark	36.500	112	Alp Mus	2.6880	26000.	73	19703	No
159	GOM_NL__2PRFIN20051206_125137_000000392043_00110_19703_9131.N1	06-DEC-2005 12:51:37	Dark	39.000	29	Bet Car	1.6720	10200.	78	19703	No
160	GOM_NL__2PRFIN20051206_131241_000000432043_00110_19703_9132.N1	06-DEC-2005 13:12:41	Straylight	42.500	165	34Gam Eri	2.9500	3200.0	85	19703	No

161	GOM_NL__2PRFIN20051206_131804_000000442043_00110_19703_9133.N1	06-DEC-2005 13:18:04	Twilight	43.500	94	92Alp Cet	2.5260	3100.0	87	19703	No
162	GOM_NL__2PRFIN20051206_132333_000000362043_00110_19703_9134.N1	06-DEC-2005 13:23:33	Bright	35.500	146	25Eta Tau	2.8730	15200.	71	19703	No
163	GOM_NL__2PRFIN20051206_132712_000000342043_00110_19703_9135.N1	06-DEC-2005 13:27:12	Bright	34.000	173	4Bet Tri	3.0040	8900.0	68	19703	No
164	GOM_NL__2PRFIN20051206_132914_000000372043_00110_19703_9136.N1	06-DEC-2005 13:29:14	Bright	37.000	73	57Gam1And	2.2600	13100.	74	19703	No
165	GOM_NL__2PRFIN20051206_133048_000000372043_00110_19703_9137.N1	06-DEC-2005 13:30:48	Bright	36.500	35	33Alp Per	1.7950	6250.0	73	19703	No
166	GOM_NL__2PRFIN20051206_133429_000000352043_00110_19703_9138.N1	06-DEC-2005 13:34:29	Bright	35.000	110	37Del Cas	2.6780	8900.0	70	19703	No
167	GOM_NL__2PRFIN20051206_134154_000000352043_00110_19703_9139.N1	06-DEC-2005 13:41:54	Bright	35.000	49	1Alp UMi	1.9900	6300.0	70	19703	No
168	GOM_NL__2PRFIN20051206_134637_000000322043_00110_19703_9140.N1	06-DEC-2005 13:46:37	Bright	32.000	60	7Bet UMi	2.0810	3950.0	64	19703	No
169	GOM_NL__2PRFIN20051206_134929_000000352043_00110_19703_9141.N1	06-DEC-2005 13:49:29	Bright	34.500	119	14Eta Dra	2.7270	4700.0	69	19703	No
170	GOM_NL__2PRFIN20051206_135656_000000362043_00110_19703_9142.N1	06-DEC-2005 13:56:56	Bright	35.500	180	27Gam Boo	3.0400	8000.0	71	19703	No
171	GOM_NL__2PRFIN20051206_140000_000000342043_00110_19703_9143.N1	06-DEC-2005 14:00:00	Bright	34.000	83		2.3780	11000.	68	19703	No
172	GOM_NL__2PRFIN20051206_140234_000000352043_00110_19703_9144.N1	06-DEC-2005 14:02:34	Bright	34.500	3	16Alp Boo	-0.050000	4250.0	69	19703	No
173	GOM_NL__2PRFIN20051206_141543_000000452043_00110_19703_9145.N1	06-DEC-2005 14:15:43	Twilight	44.500	169	46Gam Hya	2.9910	4700.0	89	19703	No
174	GOM_NL__2PRFIN20051206_141909_000000412043_00110_19703_9146.N1	06-DEC-2005 14:19:09	Dark	40.500	123	lot Cen	2.7500	10200.	81	19703	No
175	GOM_NL__2PRFIN20051206_142105_000000392043_00110_19703_9147.N1	06-DEC-2005 14:21:05	Dark	38.500	95	Zet Cen	2.5450	26000.	77	19703	No
176	GOM_NL__2PRFIN20051206_142256_000000372043_00110_19703_9148.N1	06-DEC-2005 14:22:56	Dark	36.500	77	Eps Cen	2.3030	28000.	73	19703	No
177	GOM_NL__2PRFIN20051206_142425_000000382043_00110_19703_9149.N1	06-DEC-2005 14:24:25	Dark	37.500	10	Bet Cen	0.61000	28000.	75	19703	No
178	GOM_NL__2PRFIN20051206_142602_000000372043_00111_19704_9130.N1	06-DEC-2005 14:26:02	Dark	37.000	129	Del Cru	2.7930	26000.	74	19704	No
179	GOM_NL__2PRFIN20051206_142743_000000362043_00111_19704_9131.N1	06-DEC-2005 14:27:43	Dark	35.500	112	Alp Mus	2.6880	26000.	71	19704	No
180	GOM_NL__2PRFIN20051206_143213_000000362043_00111_19704_9132.N1	06-DEC-2005 14:32:13	Dark	36.000	29	Bet Car	1.6720	10200.	72	19704	No
181	GOM_NL__2PRFIN20051206_145318_000000442043_00111_19704_9133.N1	06-DEC-2005 14:53:18	Straylight	43.500	165	34Gam Eri	2.9500	3200.0	87	19704	No
182	GOM_NL__2PRFIN20051206_145840_000000442043_00111_19704_9134.N1	06-DEC-2005 14:58:40	Twilight	43.500	94	92Alp Cet	2.5260	3100.0	87	19704	No
183	GOM_NL__2PRFIN20051206_150748_000000362043_00111_19704_9135.N1	06-DEC-2005 15:07:48	Bright	35.500	173	4Bet Tri	3.0040	8900.0	71	19704	No
184	GOM_NL__2PRFIN20051206_150951_000000352043_00111_19704_9136.N1	06-DEC-2005 15:09:51	Bright	35.000	73	57Gam1And	2.2600	13100.	70	19704	No
185	GOM_NL__2PRFIN20051206_151124_000000372043_00111_19704_9137.N1	06-DEC-2005 15:11:24	Bright	36.500	35	33Alp Per	1.7950	6250.0	73	19704	No
186	GOM_NL__2PRFIN20051206_151505_000000352043_00111_19704_9138.N1	06-DEC-2005 15:15:05	Bright	35.000	110	37Del Cas	2.6780	8900.0	70	19704	No
187	GOM_NL__2PRFIN20051206_152230_000000362043_00111_19704_9139.N1	06-DEC-2005 15:22:30	Bright	35.500	49	1Alp UMi	1.9900	6300.0	71	19704	No
188	GOM_NL__2PRFIN20051206_152713_000000352043_00111_19704_9140.N1	06-DEC-2005 15:27:13	Bright	35.000	60	7Bet UMi	2.0810	3950.0	70	19704	No
189	GOM_NL__2PRFIN20051206_153005_000000372043_00111_19704_9141.N1	06-DEC-2005 15:30:05	Bright	36.500	119	14Eta Dra	2.7270	4700.0	73	19704	No
190	GOM_NL__2PRFIN20051206_153733_000000342043_00111_19704_9142.N1	06-DEC-2005 15:37:33	Bright	34.000	180	27Gam Boo	3.0400	8000.0	68	19704	No
191	GOM_NL__2PRFIN20051206_154036_000000522043_00111_19704_9143.N1	06-DEC-2005 15:40:36	Bright	52.000	83		2.3780	11000.	104	19704	No
192	GOM_NL__2PRFIN20051206_154311_000000352043_00111_19704_9144.N1	06-DEC-2005 15:43:11	Bright	35.000	3	16Alp Boo	-0.050000	4250.0	70	19704	No
193	GOM_NL__2PRFIN20051206_155620_000000422043_00111_19704_9145.N1	06-DEC-2005 15:56:20	Twilight	42.000	169	46Gam Hya	2.9910	4700.0	84	19704	No
194	GOM_NL__2PRFIN20051206_155945_000000402043_00111_19704_9146.N1	06-DEC-2005 15:59:45	Dark	39.500	123	lot Cen	2.7500	10200.	79	19704	No
195	GOM_NL__2PRFIN20051206_160141_000000382043_00111_19704_9147.N1	06-DEC-2005 16:01:41	Dark	37.500	95	Zet Cen	2.5450	26000.	75	19704	No
196	GOM_NL__2PRFIN20051206_160332_000000392043_00111_19704_9148.N1	06-DEC-2005 16:03:32	Dark	38.500	77	Eps Cen	2.3030	28000.	77	19704	No
197	GOM_NL__2PRFIN20051206_160501_000000422043_00111_19704_9149.N1	06-DEC-2005 16:05:01	Dark	41.500	10	Bet Cen	0.61000	28000.	83	19704	No
198	GOM_NL__2PRFIN20051206_160638_000000382043_00112_19705_9130.N1	06-DEC-2005 16:06:38	Dark	37.500	129	Del Cru	2.7930	26000.	75	19705	No
199	GOM_NL__2PRFIN20051206_160819_000000362043_00112_19705_9131.N1	06-DEC-2005 16:08:19	Dark	35.500	112	Alp Mus	2.6880	26000.	71	19705	No
200	GOM_NL__2PRFIN20051206_161250_000000372043_00112_19705_9132.N1	06-DEC-2005 16:12:50	Dark	37.000	29	Bet Car	1.6720	10200.	74	19705	No
201	GOM_NL__2PRFIN20051206_163354_000000432043_00112_19705_9133.N1	06-DEC-2005 16:33:54	Straylight	42.500	165	34Gam Eri	2.9500	3200.0	85	19705	No
202	GOM_NL__2PRFIN20051206_163916_000000472043_00112_19705_9134.N1	06-DEC-2005 16:39:16	Twilight	46.500	94	92Alp Cet	2.5260	3100.0	93	19705	No
203	GOM_NL__2PRFIN20051206_164824_000000352043_00112_19705_9135.N1	06-DEC-2005 16:48:24	Bright	35.000	173	4Bet Tri	3.0040	8900.0	70	19705	No
204	GOM_NL__2PRFIN20051206_165027_000000382043_00112_19705_9136.N1	06-DEC-2005 16:50:27	Bright	37.500	73	57Gam1And	2.2600	13100.	75	19705	No
205	GOM_NL__2PRFIN20051206_165200_000000372043_00112_19705_9137.N1	06-DEC-2005 16:52:00	Bright	37.000	35	33Alp Per	1.7950	6250.0	74	19705	No
206	GOM_NL__2PRFIN20051206_165542_000000342043_00112_19705_9138.N1	06-DEC-2005 16:55:42	Bright	34.000	110	37Del Cas	2.6780	8900.0	68	19705	No
207	GOM_NL__2PRFIN20051206_170306_000000362043_00112_19705_9139.N1	06-DEC-2005 17:03:06	Bright	35.500	49	1Alp UMi	1.9900	6300.0	71	19705	No
208	GOM_NL__2PRFIN20051206_170749_000000382043_00112_19705_9140.N1	06-DEC-2005 17:07:49	Bright	37.500	60	7Bet UMi	2.0810	3950.0	75	19705	No
209	GOM_NL__2PRFIN20051206_171041_000000372043_00112_19705_9141.N1	06-DEC-2005 17:10:41	Bright	37.000	119	14Eta Dra	2.7270	4700.0	74	19705	No
210	GOM_NL__2PRFIN20051206_171808_000000342043_00112_19705_9142.N1	06-DEC-2005 17:18:08	Bright	33.500	180	27Gam Boo	3.0400	8000.0	67	19705	No
211	GOM_NL__2PRFIN20051206_172113_000000352043_00112_19705_9143.N1	06-DEC-2005 17:21:13	Bright	34.500	83		2.3780	11000.	69	19705	No
212	GOM_NL__2PRFIN20051206_172347_000000362043_00112_19705_9144.N1	06-DEC-2005 17:23:47	Bright	35.500	3	16Alp Boo	-0.050000	4250.0	71	19705	No
213	GOM_NL__2PRFIN20051206_173656_000000422043_00112_19705_9145.N1	06-DEC-2005 17:36:56	Twilight	41.500	169	46Gam Hya	2.9910	4700.0	83	19705	No
214	GOM_NL__2PRFIN20051206_174022_000000412043_00112_19705_9146.N1	06-DEC-2005 17:40:22	Dark	40.500	123	lot Cen	2.7500	10200.	81	19705	No
215	GOM_NL__2PRFIN20051206_174218_000000362043_00112_19705_9147.N1	06-DEC-2005 17:42:18	Dark	35.500	95	Zet Cen	2.5450	26000.	71	19705	No
216	GOM_NL__2PRFIN20051206_174408_000000372043_00112_19705_9148.N1	06-DEC-2005 17:44:08	Dark	37.000	77	Eps Cen	2.3030	28000.	74	19705	No
217	GOM_NL__2PRFIN20051206_174537_000000432043_00112_19705_9149.N1	06-DEC-2005 17:45:37	Dark	42.500	10	Bet Cen	0.61000	28000.	85	19705	No
218	GOM_NL__2PRFIN20051206_174715_000000392043_00113_19706_9150.N1	06-DEC-2005 17:47:15	Dark	38.500	129	Del Cru	2.7930	26000.	77	19706	No
219	GOM_NL__2PRFIN20051206_174856_000000362043_00113_19706_9151.N1	06-DEC-2005 17:48:56	Dark	36.000	112	Alp Mus	2.6880	26000.	72	19706	No



220	GOM_NL__2PRFIN20051206_175326_000000372043_00113_19706_9152.N1	06-DEC-2005 17:53:26	Dark	36.500	29	Bet Car	1.6720	10200.	73	19706	No
221	GOM_NL__2PRFIN20051206_181430_000000432043_00113_19706_9153.N1	06-DEC-2005 18:14:30	Straylight	43.000	165	34Gam Eri	2.9500	3200.0	86	19706	No
222	GOM_NL__2PRFIN20051206_181952_000000452043_00113_19706_9154.N1	06-DEC-2005 18:19:52	Tw_i_and_stray	44.500	94	92Alp Cet	2.5260	3100.0	89	19706	No
223	GOM_NL__2PRFIN20051206_182521_000000382043_00113_19706_9155.N1	06-DEC-2005 18:25:21	Bright	38.000	146	25Eta Tau	2.8730	15200.	76	19706	No
224	GOM_NL__2PRFIN20051206_182900_000000362043_00113_19706_9156.N1	06-DEC-2005 18:29:00	Bright	35.500	173	4Bet Tri	3.0040	8900.0	71	19706	No
225	GOM_NL__2PRFIN20051206_183103_000000372043_00113_19706_9157.N1	06-DEC-2005 18:31:03	Bright	37.000	73	57Gam1And	2.2600	13100.	74	19706	No
226	GOM_NL__2PRFIN20051206_183236_000000352043_00113_19706_9158.N1	06-DEC-2005 18:32:36	Bright	34.500	35	33Alp Per	1.7950	6250.0	69	19706	No
227	GOM_NL__2PRFIN20051206_183618_000000362043_00113_19706_9159.N1	06-DEC-2005 18:36:18	Bright	36.000	110	37Del Cas	2.6780	8900.0	72	19706	No
228	GOM_NL__2PRFIN20051206_184342_000000372043_00113_19706_9160.N1	06-DEC-2005 18:43:42	Bright	37.000	49	1Alp UMi	1.9900	6300.0	74	19706	No
229	GOM_NL__2PRFIN20051206_184825_000000352043_00113_19706_9161.N1	06-DEC-2005 18:48:25	Bright	35.000	60	7Bet UMi	2.0810	3950.0	70	19706	No
230	GOM_NL__2PRFIN20051206_185118_000000332043_00113_19706_9162.N1	06-DEC-2005 18:51:18	Bright	33.000	119	14Eta Dra	2.7270	4700.0	66	19706	No
231	GOM_NL__2PRFIN20051206_185845_000000352043_00113_19706_9163.N1	06-DEC-2005 18:58:45	Bright	35.000	180	27Gam Boo	3.0400	8000.0	70	19706	No
232	GOM_NL__2PRFIN20051206_190148_000000342043_00113_19706_9164.N1	06-DEC-2005 19:01:48	Bright	34.000	83		2.3780	11000.	68	19706	No
233	GOM_NL__2PRFIN20051206_190423_000000362043_00113_19706_9165.N1	06-DEC-2005 19:04:23	Bright	35.500	3	16Alp Boo	-0.050000	4250.0	71	19706	No
234	GOM_NL__2PRFIN20051206_191733_000000422043_00113_19706_9166.N1	06-DEC-2005 19:17:33	Tw_i_and_stray	42.000	169	46Gam Hya	2.9910	4700.0	84	19706	No
235	GOM_NL__2PRFIN20051206_192058_000000382043_00113_19706_9167.N1	06-DEC-2005 19:20:58	Dark	38.000	123	lot Cen	2.7500	10200.	76	19706	No
236	GOM_NL__2PRFIN20051206_192254_000000382043_00113_19706_9168.N1	06-DEC-2005 19:22:54	Dark	38.000	95	Zet Cen	2.5450	26000.	76	19706	No
237	GOM_NL__2PRFIN20051206_192445_000000402043_00113_19706_9169.N1	06-DEC-2005 19:24:45	Dark	40.000	77	Eps Cen	2.3030	28000.	80	19706	No
238	GOM_NL__2PRFIN20051206_192613_000000382043_00113_19706_9170.N1	06-DEC-2005 19:26:13	Dark	38.000	10	Bet Cen	0.61000	28000.	76	19706	No
239	GOM_NL__2PRFIN20051206_192751_000000392043_00114_19707_9150.N1	06-DEC-2005 19:27:51	Dark	39.000	129	Del Cru	2.7930	26000.	78	19707	No
240	GOM_NL__2PRFIN20051206_192932_000000372043_00114_19707_9151.N1	06-DEC-2005 19:29:32	Dark	36.500	112	Alp Mus	2.6880	26000.	73	19707	No
241	GOM_NL__2PRFIN20051206_193403_000000382043_00114_19707_9152.N1	06-DEC-2005 19:34:03	Dark	38.000	29	Bet Car	1.6720	10200.	76	19707	No
242	GOM_NL__2PRFIN20051206_195506_000000412043_00114_19707_9153.N1	06-DEC-2005 19:55:06	Straylight	41.000	165	34Gam Eri	2.9500	3200.0	82	19707	No
243	GOM_NL__2PRFIN20051206_200029_000000482043_00114_19707_9154.N1	06-DEC-2005 20:00:29	Tw_i_and_stray	48.000	94	92Alp Cet	2.5260	3100.0	96	19707	No
244	GOM_NL__2PRFIN20051206_200556_000000362043_00114_19707_9155.N1	06-DEC-2005 20:05:56	Bright	35.500	146	25Eta Tau	2.8730	15200.	71	19707	No
245	GOM_NL__2PRFIN20051206_200937_000000342043_00114_19707_9156.N1	06-DEC-2005 20:09:37	Bright	34.000	173	4Bet Tri	3.0040	8900.0	68	19707	No
246	GOM_NL__2PRFIN20051206_201139_000000362043_00114_19707_9157.N1	06-DEC-2005 20:11:39	Bright	36.000	73	57Gam1And	2.2600	13100.	72	19707	No
247	GOM_NL__2PRFIN20051206_201312_000000382043_00114_19707_9158.N1	06-DEC-2005 20:13:12	Bright	37.500	35	33Alp Per	1.7950	6250.0	75	19707	No
248	GOM_NL__2PRFIN20051206_201654_000000362043_00114_19707_9159.N1	06-DEC-2005 20:16:54	Bright	36.000	110	37Del Cas	2.6780	8900.0	72	19707	No
249	GOM_NL__2PRFIN20051206_202418_000000372043_00114_19707_9160.N1	06-DEC-2005 20:24:18	Bright	36.500	49	1Alp UMi	1.9900	6300.0	73	19707	No
250	GOM_NL__2PRFIN20051206_202901_000000342043_00114_19707_9161.N1	06-DEC-2005 20:29:01	Bright	34.000	60	7Bet UMi	2.0810	3950.0	68	19707	No
251	GOM_NL__2PRFIN20051206_203154_000000362043_00114_19707_9162.N1	06-DEC-2005 20:31:54	Bright	36.000	119	14Eta Dra	2.7270	4700.0	72	19707	No
252	GOM_NL__2PRFIN20051206_203921_000000532043_00114_19707_9163.N1	06-DEC-2005 20:39:21	Bright	52.500	180	27Gam Boo	3.0400	8000.0	105	19707	No
253	GOM_NL__2PRFIN20051206_204225_000000332043_00114_19707_9164.N1	06-DEC-2005 20:42:25	Bright	33.000	83		2.3780	11000.	66	19707	No
254	GOM_NL__2PRFIN20051206_204459_000000352043_00114_19707_9165.N1	06-DEC-2005 20:44:59	Bright	34.500	3	16Alp Boo	-0.050000	4250.0	69	19707	No
255	GOM_NL__2PRFIN20051206_205809_000000462043_00114_19707_9166.N1	06-DEC-2005 20:58:09	Tw_i_and_stray	46.000	169	46Gam Hya	2.9910	4700.0	92	19707	No
256	GOM_NL__2PRFIN20051206_210134_000000412043_00114_19707_9167.N1	06-DEC-2005 21:01:34	Dark	41.000	123	lot Cen	2.7500	10200.	82	19707	No
257	GOM_NL__2PRFIN20051206_210330_000000372043_00114_19707_9168.N1	06-DEC-2005 21:03:30	Dark	36.500	95	Zet Cen	2.5450	26000.	73	19707	No
258	GOM_NL__2PRFIN20051206_210521_000000372043_00114_19707_9169.N1	06-DEC-2005 21:05:21	Dark	36.500	77	Eps Cen	2.3030	28000.	73	19707	No
259	GOM_NL__2PRFIN20051206_210649_000000472043_00114_19707_9170.N1	06-DEC-2005 21:06:49	Dark	47.000	10	Bet Cen	0.61000	28000.	94	19707	No
260	GOM_NL__2PRFIN20051206_210827_000000382043_00115_19708_9150.N1	06-DEC-2005 21:08:27	Dark	37.500	129	Del Cru	2.7930	26000.	75	19708	No
261	GOM_NL__2PRFIN20051206_211008_000000372043_00115_19708_9151.N1	06-DEC-2005 21:10:08	Dark	37.000	112	Alp Mus	2.6880	26000.	74	19708	No
262	GOM_NL__2PRFIN20051206_211439_000000392043_00115_19708_9152.N1	06-DEC-2005 21:14:39	Dark	39.000	29	Bet Car	1.6720	10200.	78	19708	No
263	GOM_NL__2PRFIN20051206_213542_000000432043_00115_19708_9153.N1	06-DEC-2005 21:35:42	Straylight	42.500	165	34Gam Eri	2.9500	3200.0	85	19708	No
264	GOM_NL__2PRFIN20051206_214105_000000452043_00115_19708_9154.N1	06-DEC-2005 21:41:05	Tw_i_and_stray	45.000	94	92Alp Cet	2.5260	3100.0	90	19708	No
265	GOM_NL__2PRFIN20051206_214632_000000362043_00115_19708_9155.N1	06-DEC-2005 21:46:32	Bright	35.500	146	25Eta Tau	2.8730	15200.	71	19708	No
266	GOM_NL__2PRFIN20051206_215013_000000352043_00115_19708_9156.N1	06-DEC-2005 21:50:13	Bright	35.000	173	4Bet Tri	3.0040	8900.0	70	19708	No
267	GOM_NL__2PRFIN20051206_215216_000000352043_00115_19708_9157.N1	06-DEC-2005 21:52:16	Bright	34.500	73	57Gam1And	2.2600	13100.	69	19708	No
268	GOM_NL__2PRFIN20051206_215348_000000362043_00115_19708_9158.N1	06-DEC-2005 21:53:48	Bright	35.500	35	33Alp Per	1.7950	6250.0	71	19708	No
269	GOM_NL__2PRFIN20051206_215730_000000362043_00115_19708_9159.N1	06-DEC-2005 21:57:30	Bright	35.500	110	37Del Cas	2.6780	8900.0	71	19708	No
270	GOM_NL__2PRFIN20051206_220454_000000362043_00115_19708_9160.N1	06-DEC-2005 22:04:54	Bright	35.500	49	1Alp UMi	1.9900	6300.0	71	19708	No
271	GOM_NL__2PRFIN20051206_220937_000000332043_00115_19708_9161.N1	06-DEC-2005 22:09:37	Bright	32.500	60	7Bet UMi	2.0810	3950.0	65	19708	No
272	GOM_NL__2PRFIN20051206_221230_000000362043_00115_19708_9162.N1	06-DEC-2005 22:12:30	Bright	36.000	119	14Eta Dra	2.7270	4700.0	72	19708	No
273	GOM_NL__2PRFIN20051206_221957_000000352043_00115_19708_9163.N1	06-DEC-2005 22:19:57	Bright	34.500	180	27Gam Boo	3.0400	8000.0	69	19708	No
274	GOM_NL__2PRFIN20051206_222301_000000352043_00115_19708_9164.N1	06-DEC-2005 22:23:01	Bright	34.500	83		2.3780	11000.	69	19708	No
275	GOM_NL__2PRFIN20051206_222535_000000342043_00115_19708_9165.N1	06-DEC-2005 22:25:35	Bright	34.000	3	16Alp Boo	-0.050000	4250.0	68	19708	No
276	GOM_NL__2PRFIN20051206_223845_000000462043_00115_19708_9166.N1	06-DEC-2005 22:38:45	Tw_i_and_stray	46.000	169	46Gam Hya	2.9910	4700.0	92	19708	No
277	GOM_NL__2PRFIN20051206_224211_000000392043_00115_19708_9167.N1	06-DEC-2005 22:42:11	Dark	38.500	123	lot Cen	2.7500	10200.	77	19708	No
278	GOM_NL__2PRFIN20051206_224406_000000392043_00115_19708_9168.N1	06-DEC-2005 22:44:06	Dark	38.500	95	Zet Cen	2.5450	26000.	77	19708	No

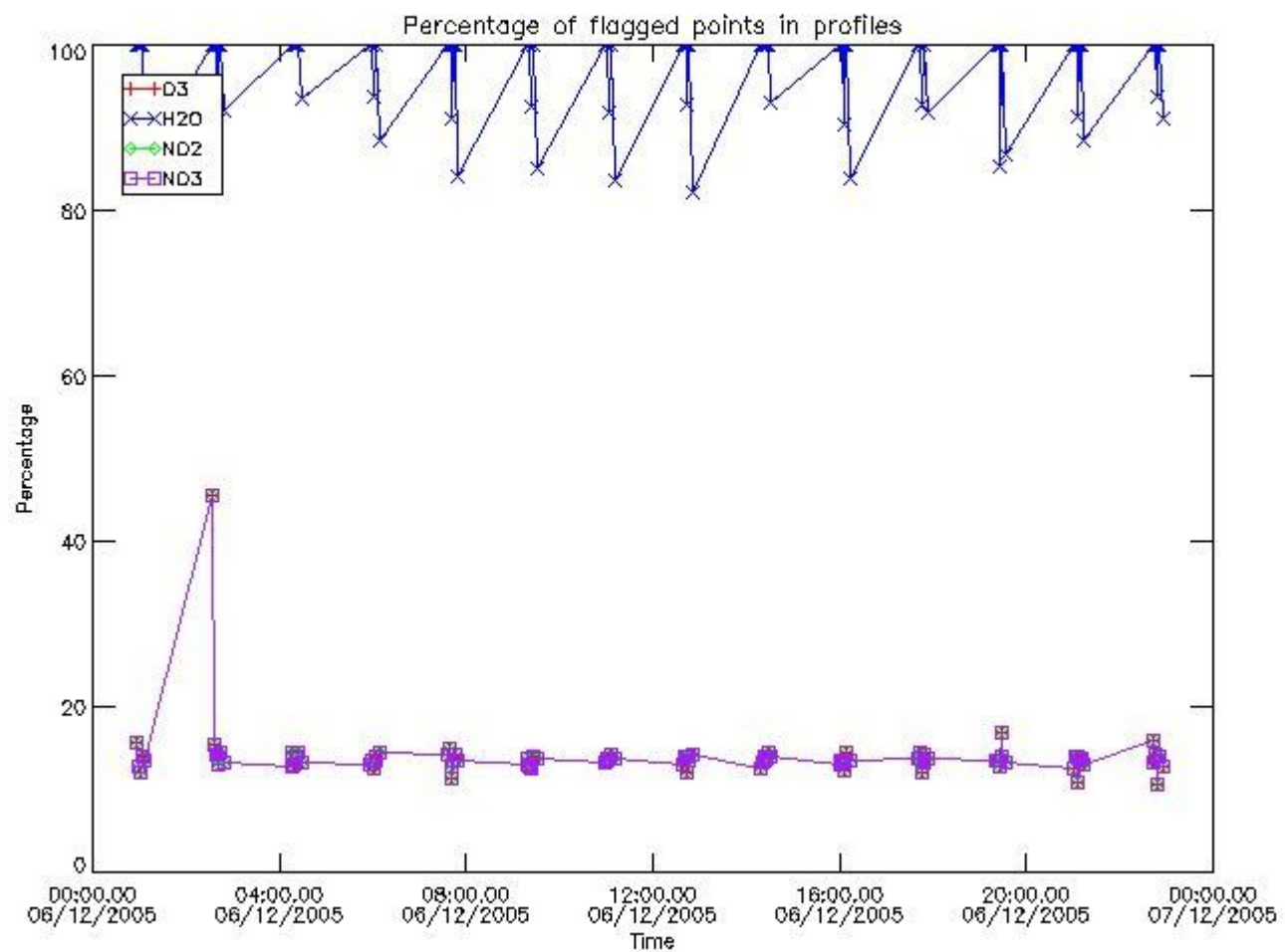


279	GOM_NL__2PRFIN20051206_224557_000000362043_00115_19708_9169.N1	06-DEC-2005 22:45:57	Dark	36.000	77	Eps Cen	2.3030	28000.	72	19708	No
280	GOM_NL__2PRFIN20051206_224725_000000482043_00115_19708_9170.N1	06-DEC-2005 22:47:25	Dark	48.000	10	Bet Cen	0.61000	28000.	96	19708	No
281	GOM_NL__2PRFIN20051206_224904_000000382043_00116_19709_9150.N1	06-DEC-2005 22:49:04	Dark	37.500	129	Del Cru	2.7930	26000.	75	19709	No
282	GOM_NL__2PRFIN20051206_225044_000000372043_00116_19709_9151.N1	06-DEC-2005 22:50:44	Dark	36.500	112	Alp Mus	2.6880	26000.	73	19709	No
283	GOM_NL__2PRFIN20051206_225515_000000402043_00116_19709_9152.N1	06-DEC-2005 22:55:15	Dark	40.000	29	Bet Car	1.6720	10200.	80	19709	No
284	GOM_NL__2PRFIN20051206_231618_000000412043_00116_19709_9153.N1	06-DEC-2005 23:16:18	Straylight	41.000	165	34Gam Eri	2.9500	3200.0	82	19709	No
285	GOM_NL__2PRFIN20051206_232141_000000442043_00116_19709_9154.N1	06-DEC-2005 23:21:41	Twilight_stray	44.000	94	92Alp Cet	2.5260	3100.0	88	19709	No
286	GOM_NL__2PRFIN20051206_232708_000000362043_00116_19709_9155.N1	06-DEC-2005 23:27:08	Bright	35.500	146	25Eta Tau	2.8730	15200.	71	19709	No
287	GOM_NL__2PRFIN20051206_233049_000000362043_00116_19709_9156.N1	06-DEC-2005 23:30:49	Bright	35.500	173	4Bet Tri	3.0040	8900.0	71	19709	No
288	GOM_NL__2PRFIN20051206_233252_000000382043_00116_19709_9157.N1	06-DEC-2005 23:32:52	Bright	37.500	73	57Gam1And	2.2600	13100.	75	19709	No
289	GOM_NL__2PRFIN20051206_233424_000000372043_00116_19709_9158.N1	06-DEC-2005 23:34:24	Bright	36.500	35	33Alp Per	1.7950	6250.0	73	19709	No
290	GOM_NL__2PRFIN20051206_233806_000000352043_00116_19709_9159.N1	06-DEC-2005 23:38:06	Bright	35.000	110	37Del Cas	2.6780	8900.0	70	19709	No
291	GOM_NL__2PRFIN20051206_234530_000000332043_00116_19709_9160.N1	06-DEC-2005 23:45:30	Bright	33.000	49	1Alp UMi	1.9900	6300.0	66	19709	No
292	GOM_NL__2PRFIN20051206_235013_000000372043_00116_19709_9161.N1	06-DEC-2005 23:50:13	Bright	37.000	60	7Bet UMi	2.0810	3950.0	74	19709	No
293	GOM_NL__2PRFIN20051206_235306_000000362043_00116_19709_9162.N1	06-DEC-2005 23:53:06	Bright	35.500	119	14Eta Dra	2.7270	4700.0	71	19709	No

### 3. Quality information per product

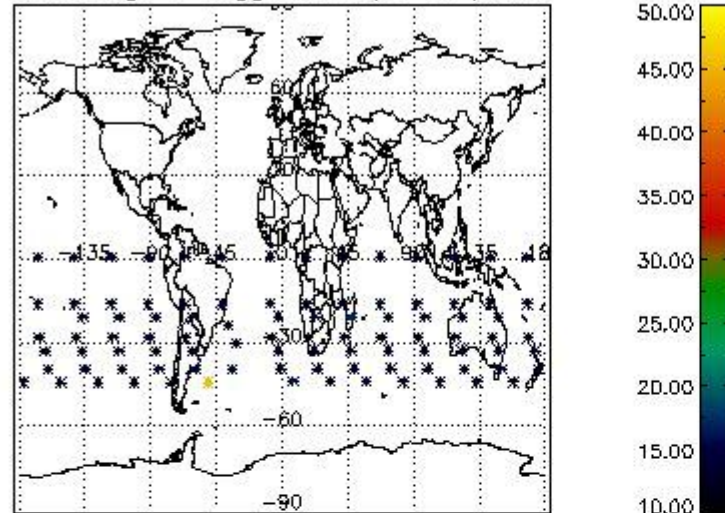
In this section it is plotted some information contained in the Quality Summary data set of the level 2 products. Only products in dark limb conditions and without errors (error flag in the MPH set to "0") are used.

#### 3.1 Plot quality information per product (time dependant)

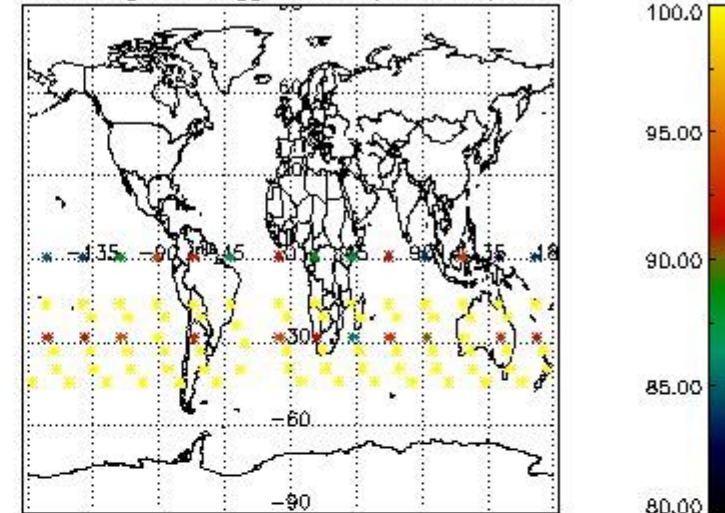


### 3.2 Plot quality information per product (world map)

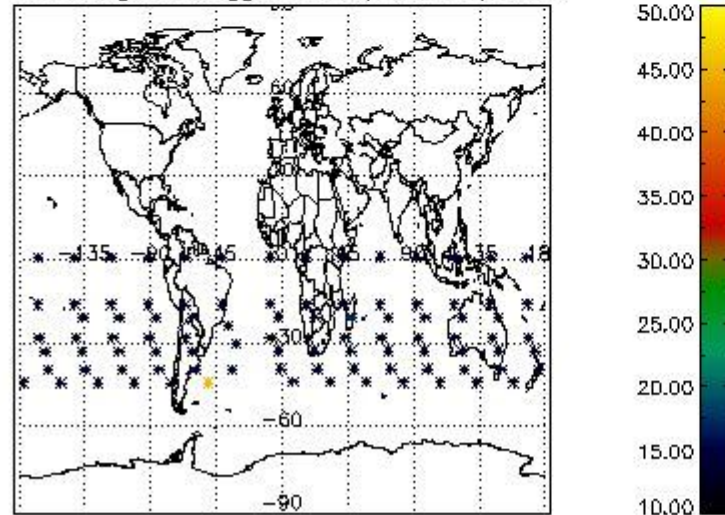
Percentage of flagged data per O3 profile



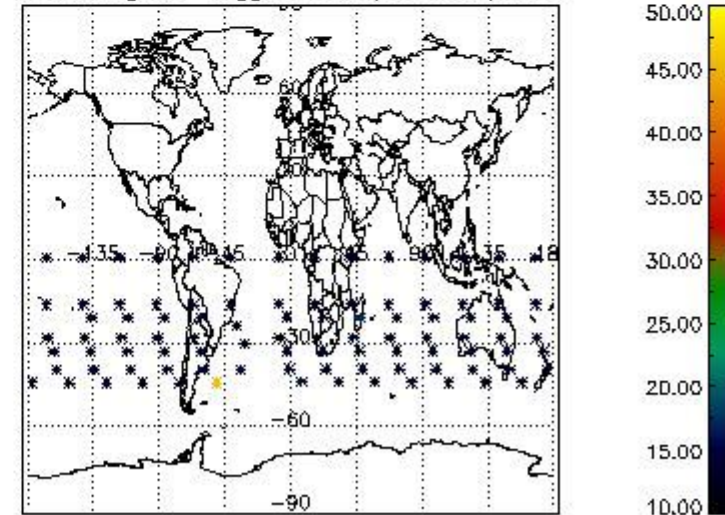
Percentage of flagged data per H2O profile



Percentage of flagged data per NO2 profile



Percentage of flagged data per NO3 profile

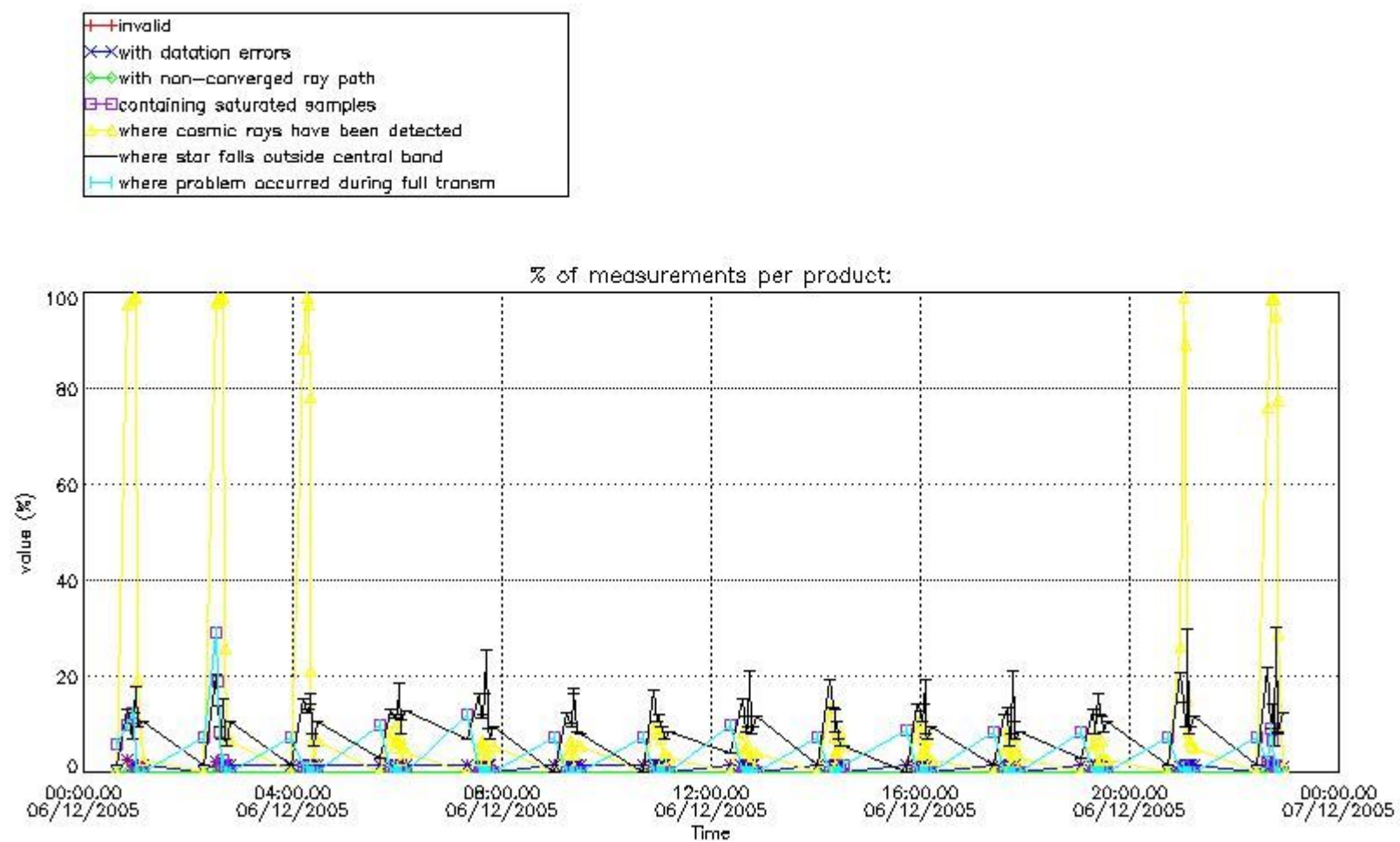


### 4. Level 1 quality information per product

In this section it is plotted some information contained in the Quality Summary data set of the level 2 products that comes from the level 1b processing. Products without errors (error flag in the MPH set to "0") are used.

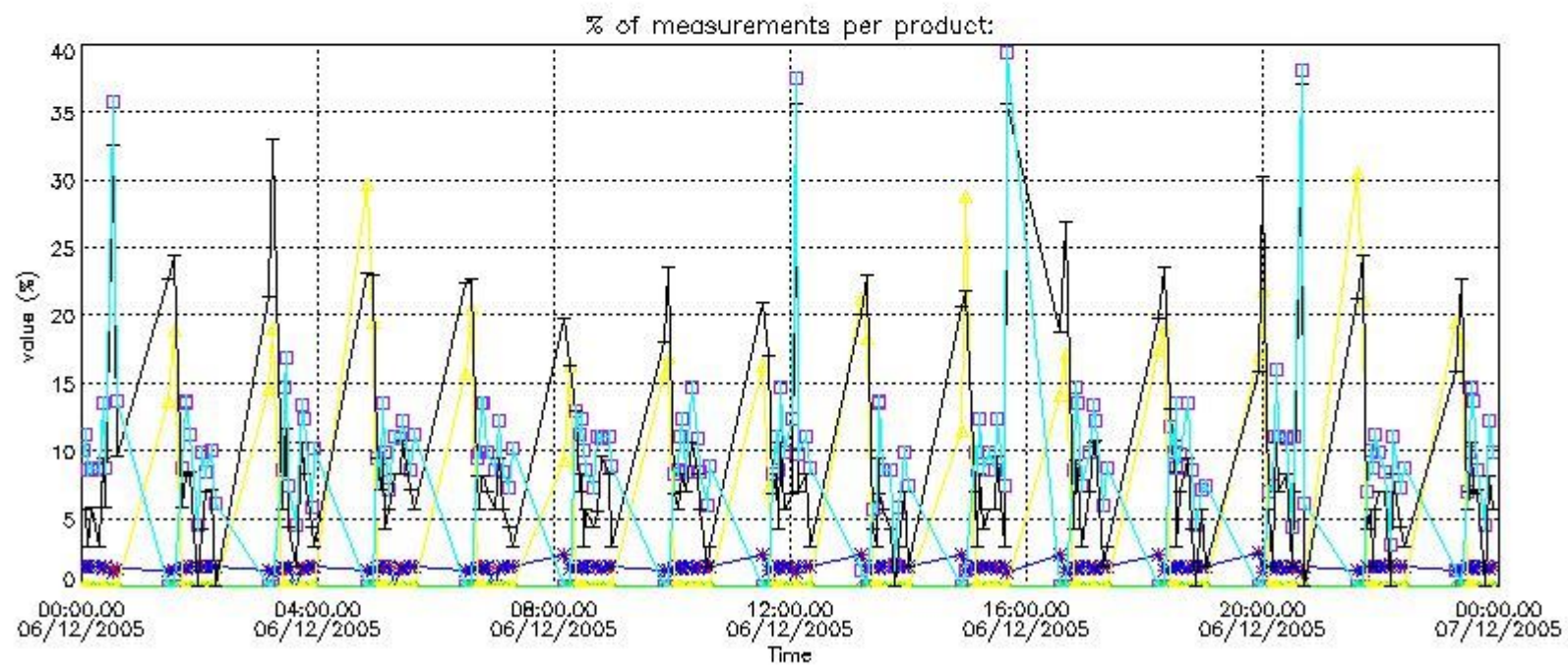
#### 4.1 Plot quality information per product (time dependant) coming from level 1b processing

##### 4.1.1 Plot level 1 quality information per product (time dependant): ENVISAT ASCENDING passes



4.1.2 Plot level 1 quality information per product (time dependant): ENVI SAT DESCENDING passes



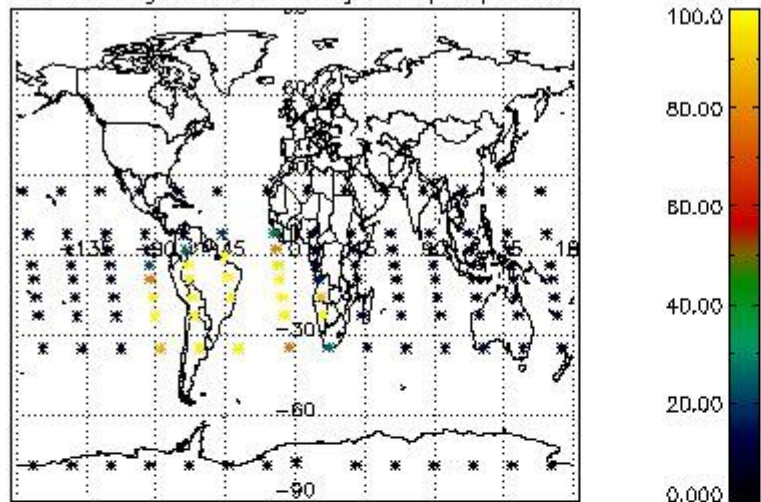


4.2 Plot quality information per product coming from level 1b processing (world map)

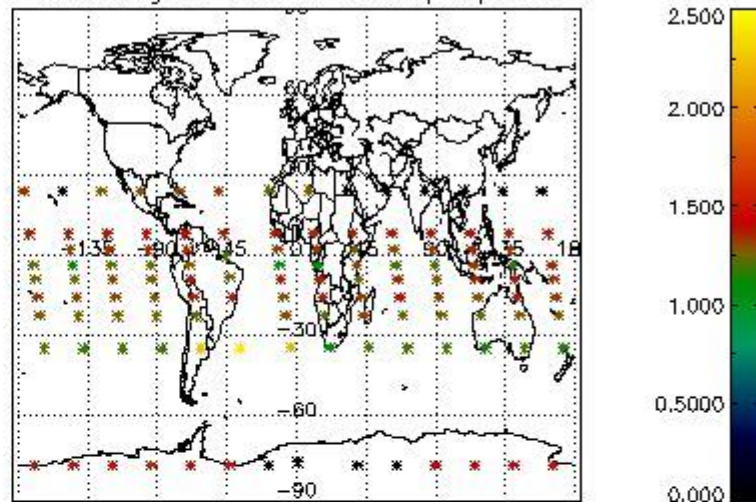
4.2.1 Plot level 1 quality information per product (world map): ENVISAT ASCENDING passes



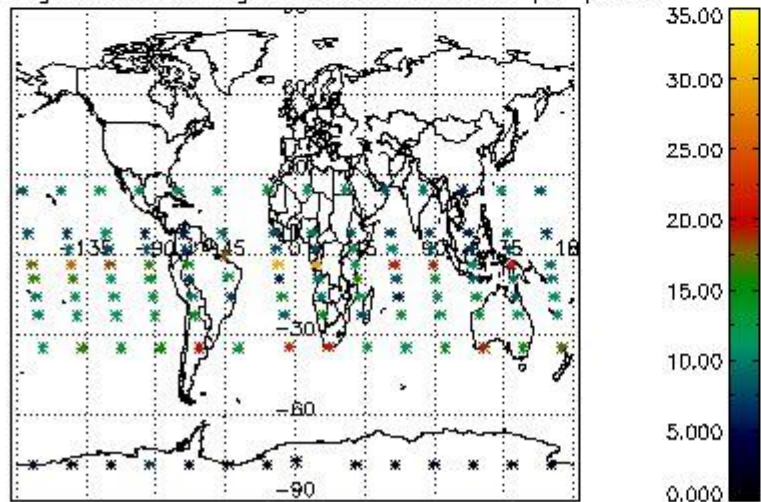
Percentage of cosmic ray hits per profile



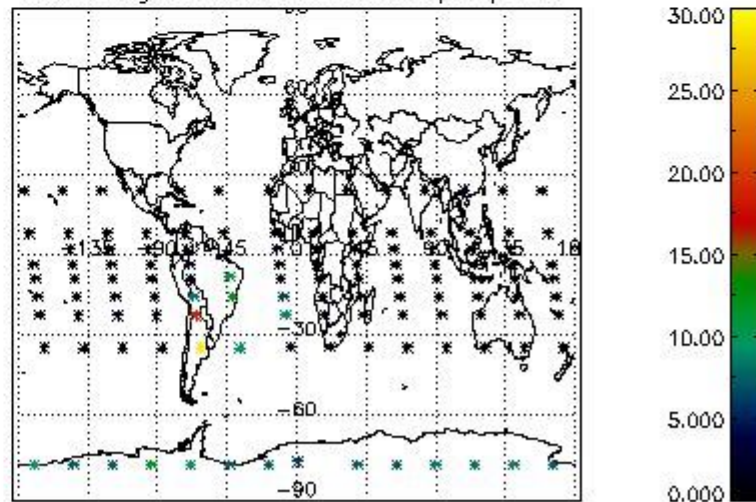
Percentage of datation errors per profile



Percentage of star falling outside central band per profile

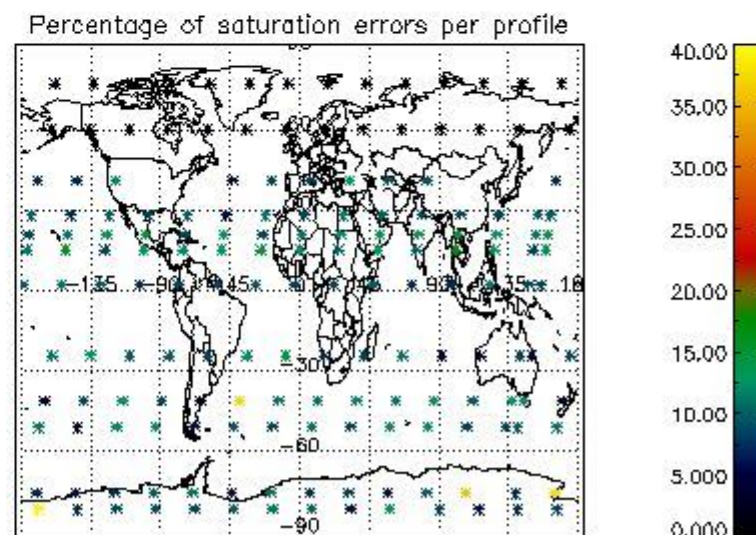
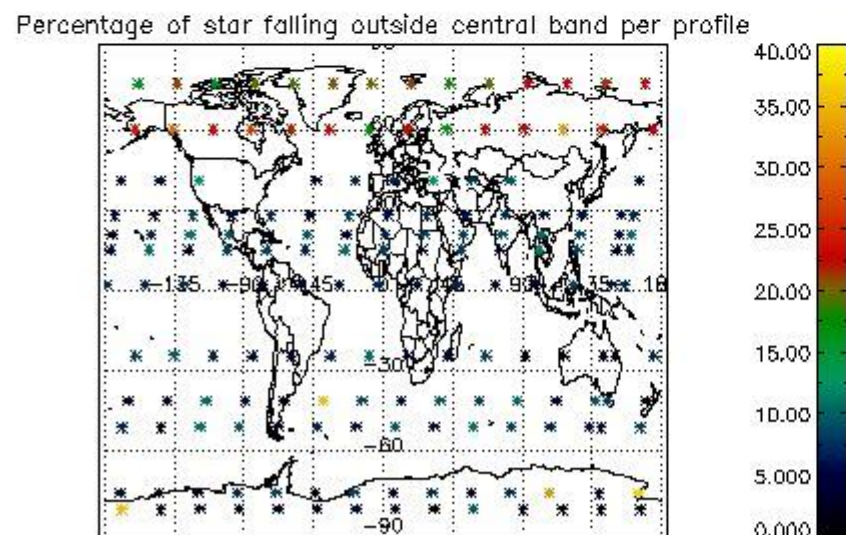
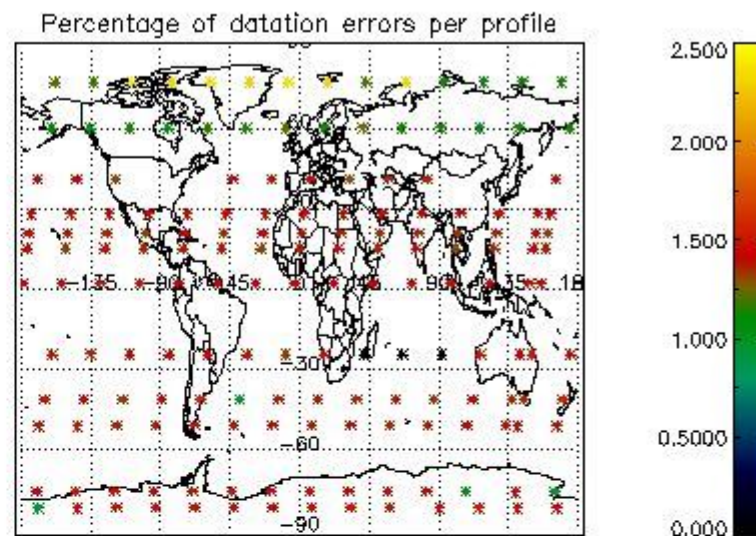
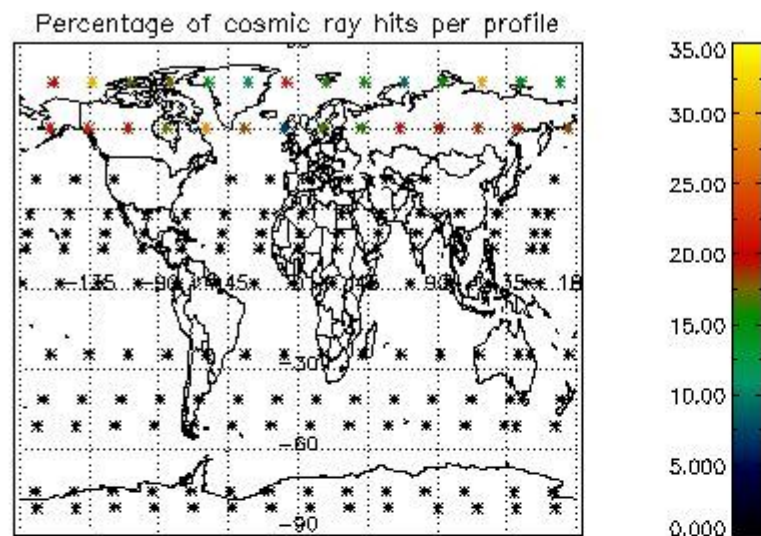


Percentage of saturation errors per profile



4.2.2 Plot level 1 quality information per product (world map): ENVISAT DESCENDING passes





## 5. Trace gas profiles

### 5.1 Ozone statistics based on quality of products

The final quality of the products can be "measured" using the STD (Standard Deviation) attached to every point profile. This information is written to the parameter GOM\_NL\_\_2P/NL\_LOCAL\_SPECIES\_DENSITY/o3\_std of the level 2 products. The table below shows the statistics for given STD ranges.

The statistics are given with respect to the overall valid production:

- Products without fatal errors: GOM\_NL\_\_2P/MPH/PRODUCT\_ERR=0
- Valid point profile: GOM\_NL\_\_2P/NL\_LOCAL\_SPECIES\_DENSITY/pcd(0)=0

The 'Criteria' is applied to valid points of dark limb products:

- Products in dark limb illumination condition: GOM\_NL\_\_2P/NL\_SUMMARY\_QUALITY/obs\_ill\_cond=0
- Products without fatal errors: GOM\_NL\_\_2P/MPH/PRODUCT\_ERR=0
- Valid point profile: GOM\_NL\_\_2P/NL\_LOCAL\_SPECIES\_DENSITY/pcd(0)=0

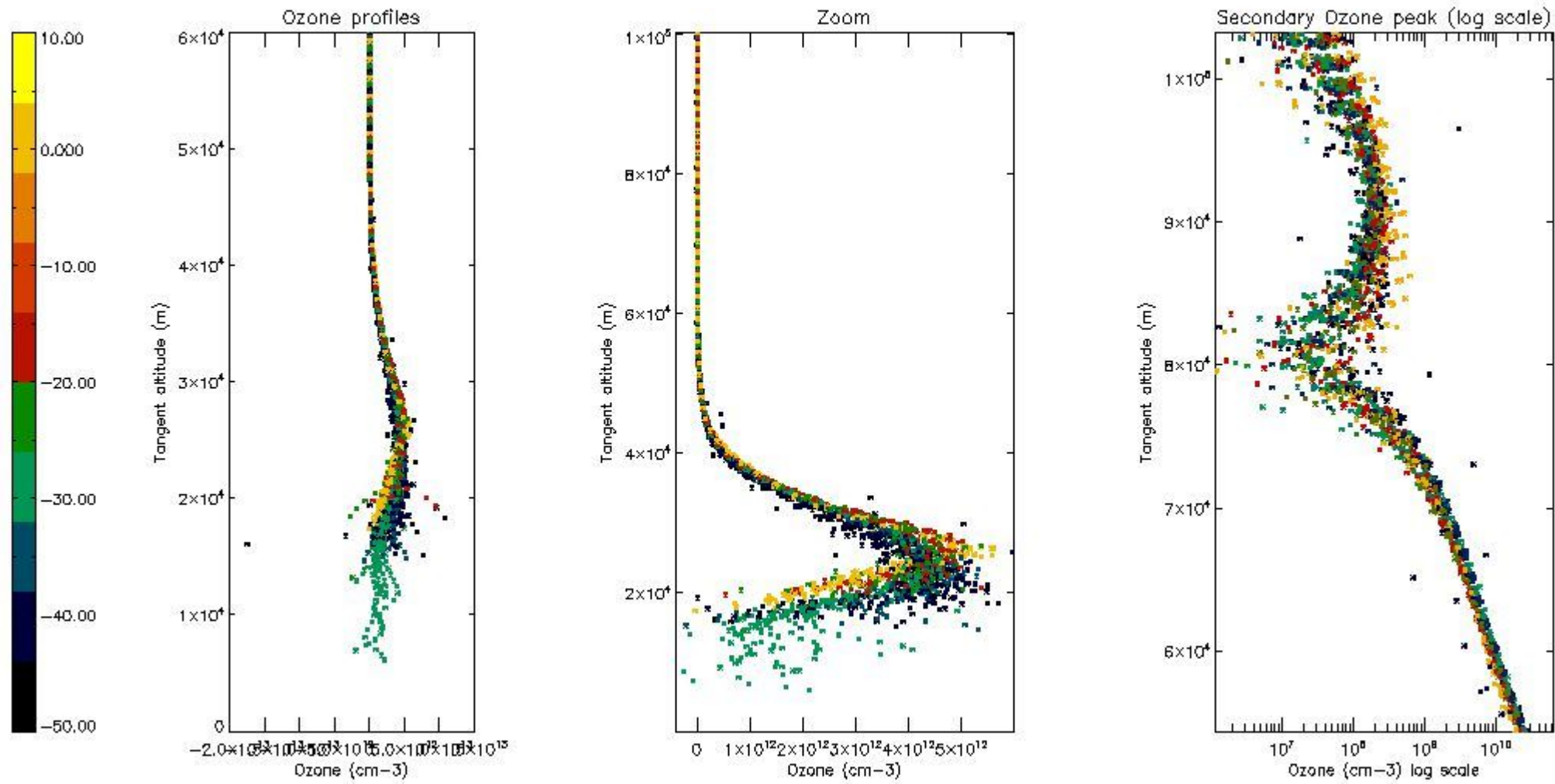
So, the table below shows the percentage of dark limb and valid observations for each criteria with respect to the overall valid daily observations.

Criteria	% of total production
All STD	33
STD < 20	22

STD < 10	18
STD < 5	13

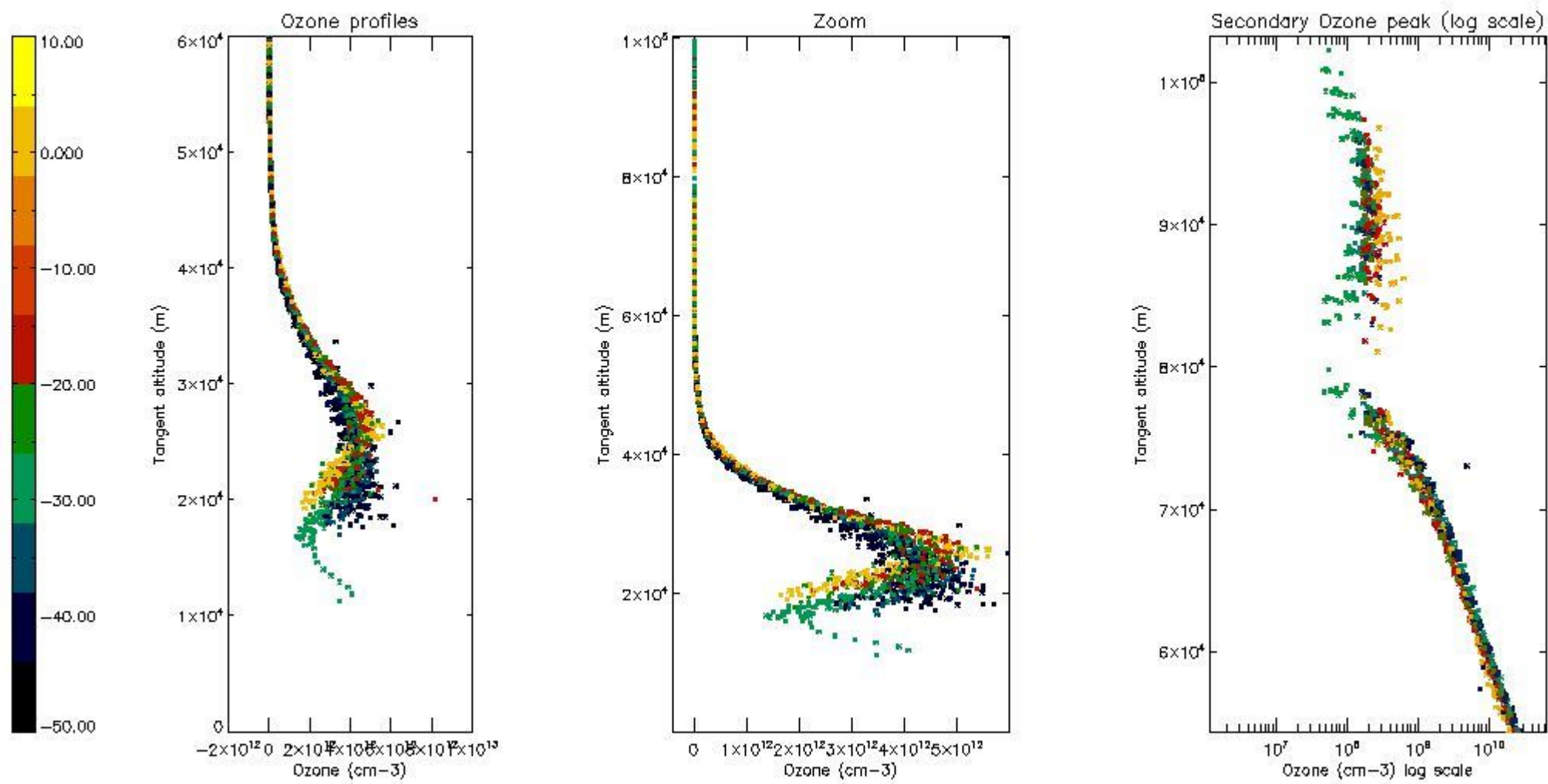
5.2 Plot ozone profiles for all STD (dark without errors)

The colorbar represents the latitude.



5.3 Plot ozone profiles where STD < 20% (dark without errors)

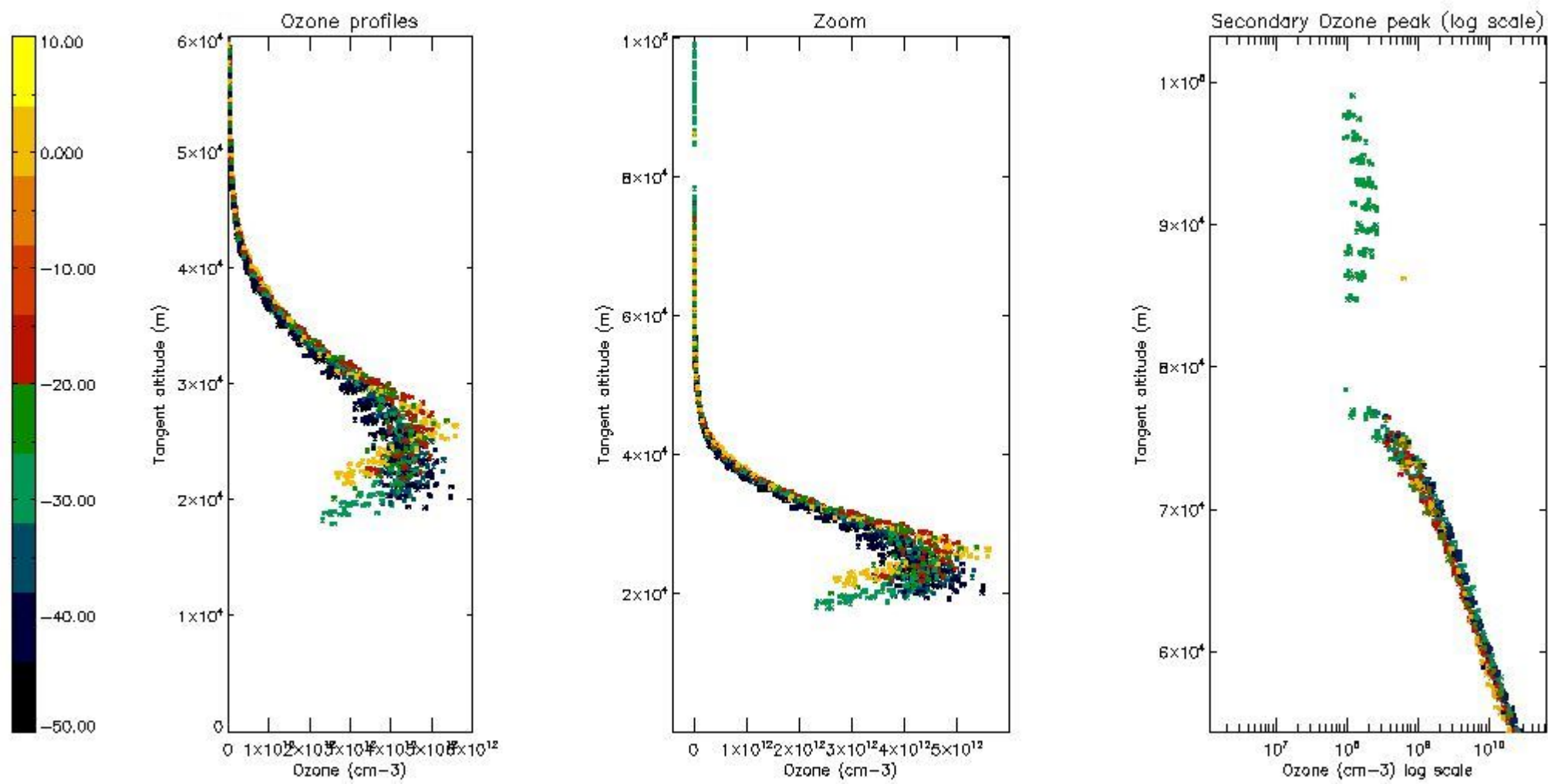
The colorbar represents the latitude.



*5.4 Plot ozone profiles where STD < 10% (dark without errors)*

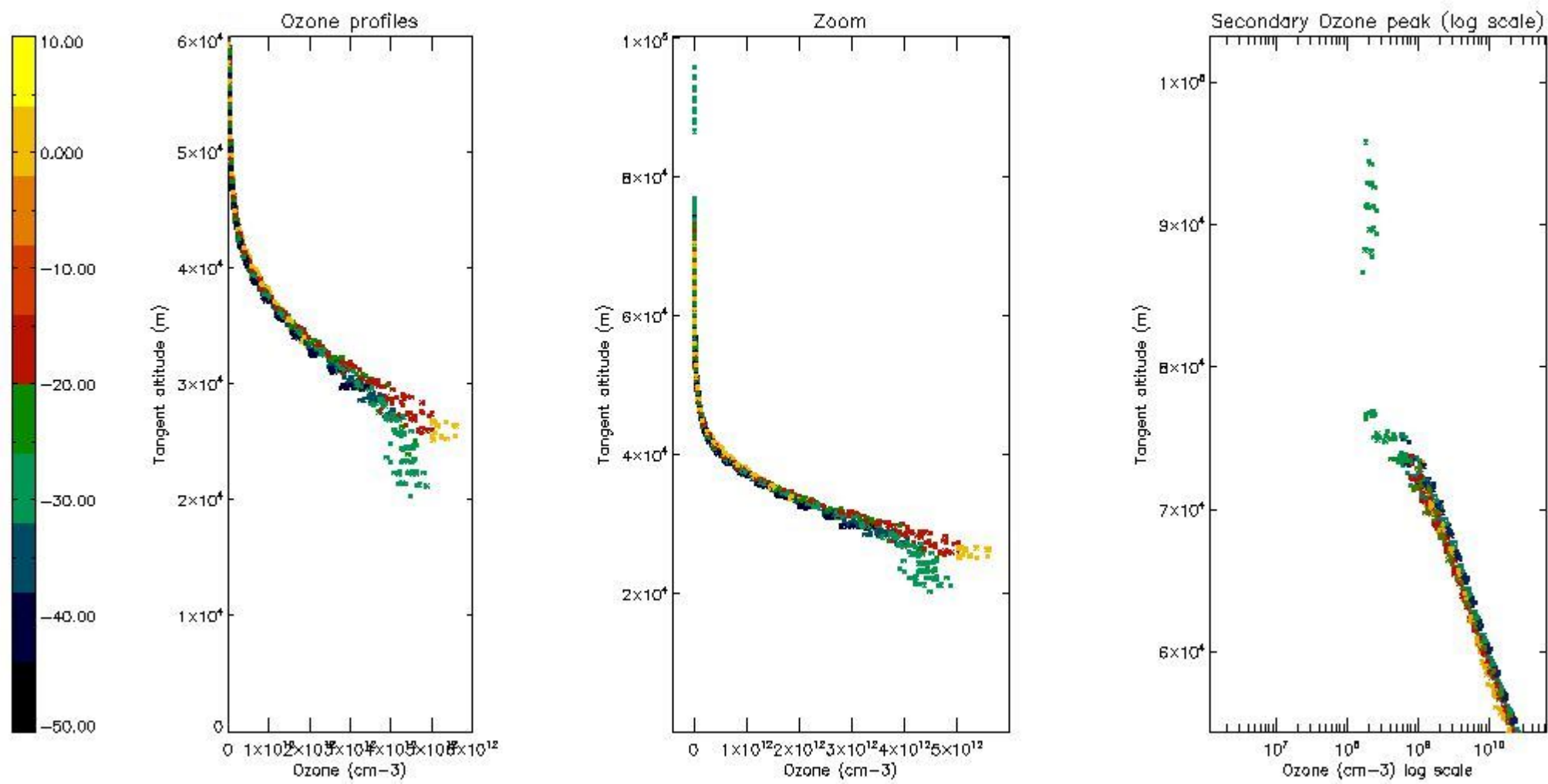
The colorbar represents the latitude.





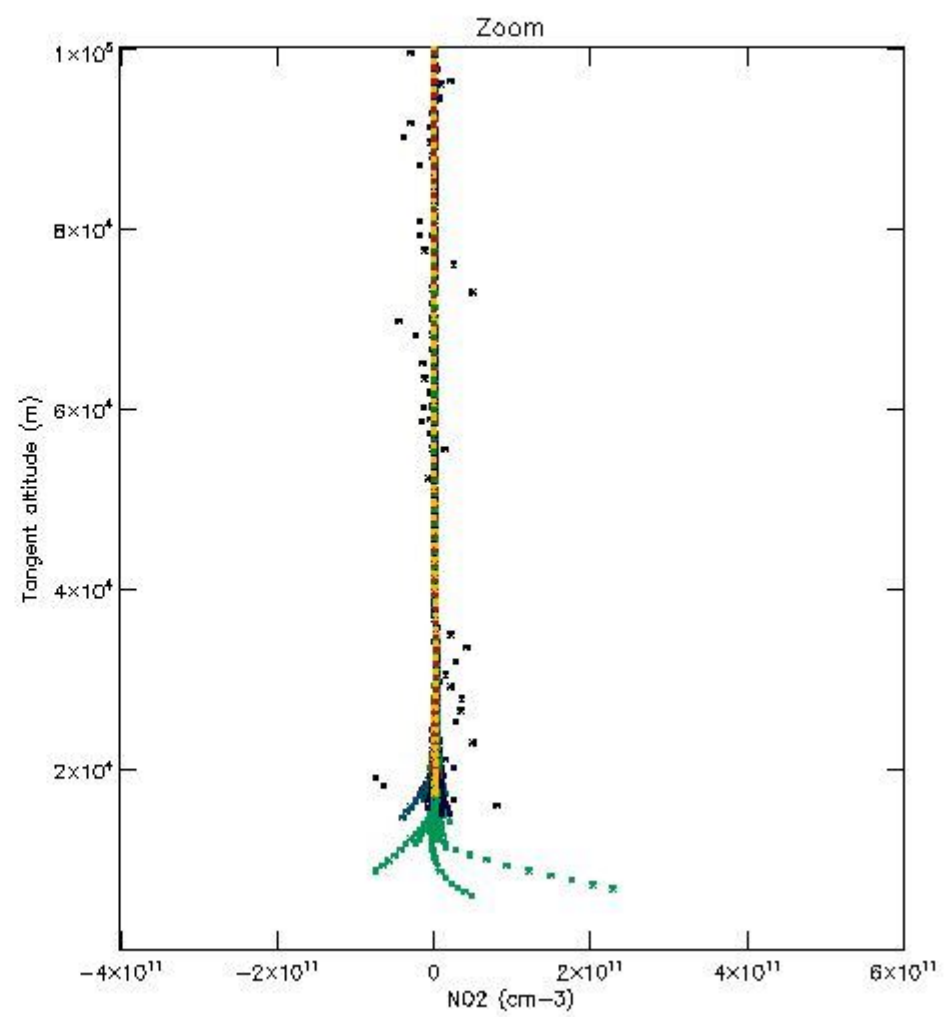
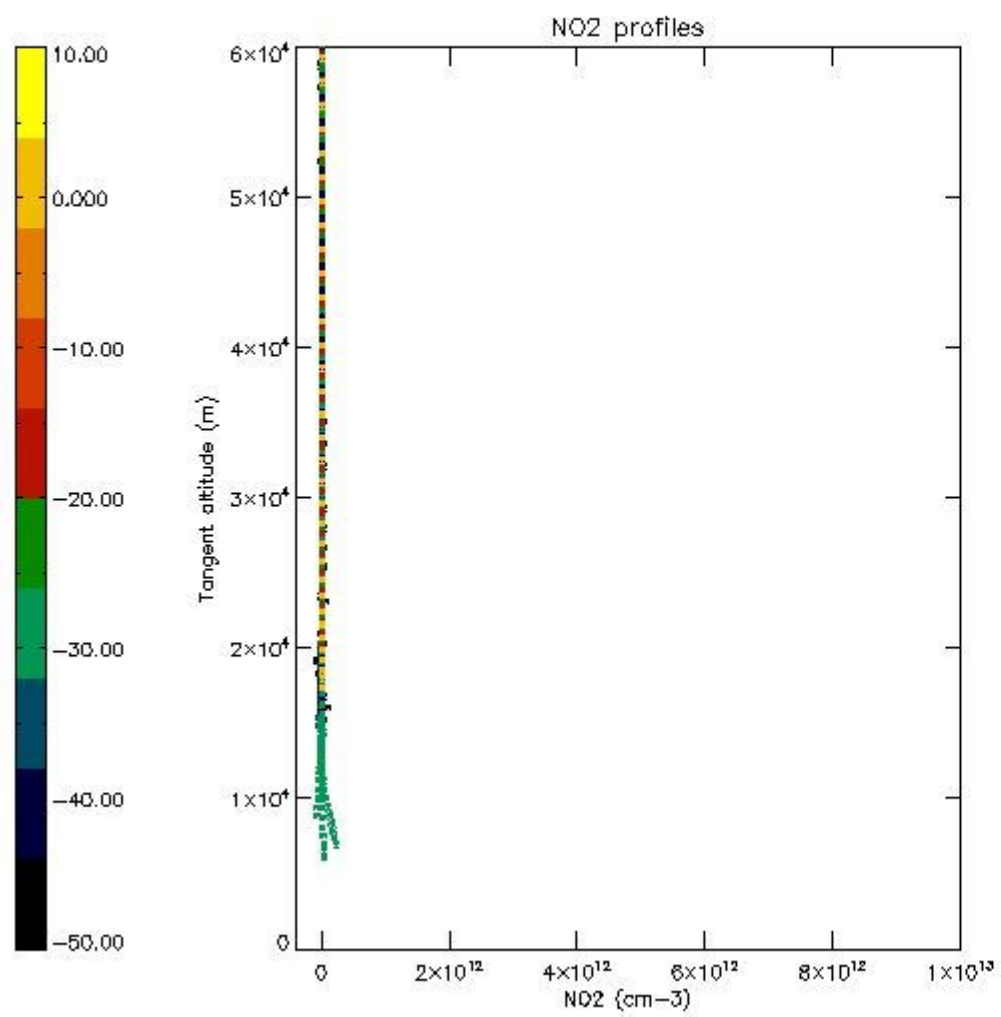
*5.5 Plot ozone profiles where STD < 5% (dark without errors)*

The colorbar represents the latitude.



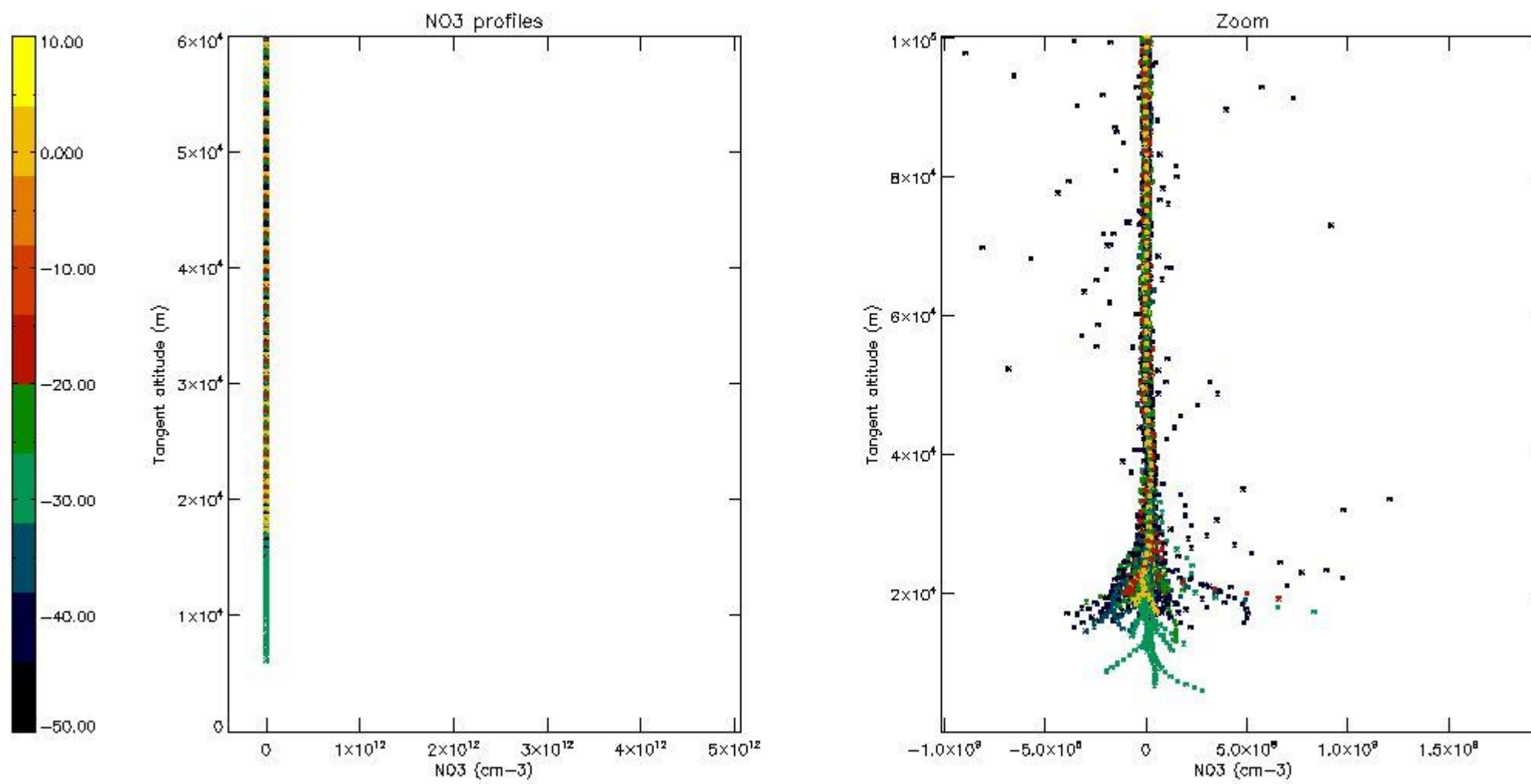
*5.6 Plot NO<sub>2</sub> profiles for all STD (dark without errors)*

The colorbar represents the latitude.



*5.7 Plot NO3 profiles for all STD (dark without errors)*

The colorbar represents the latitude.

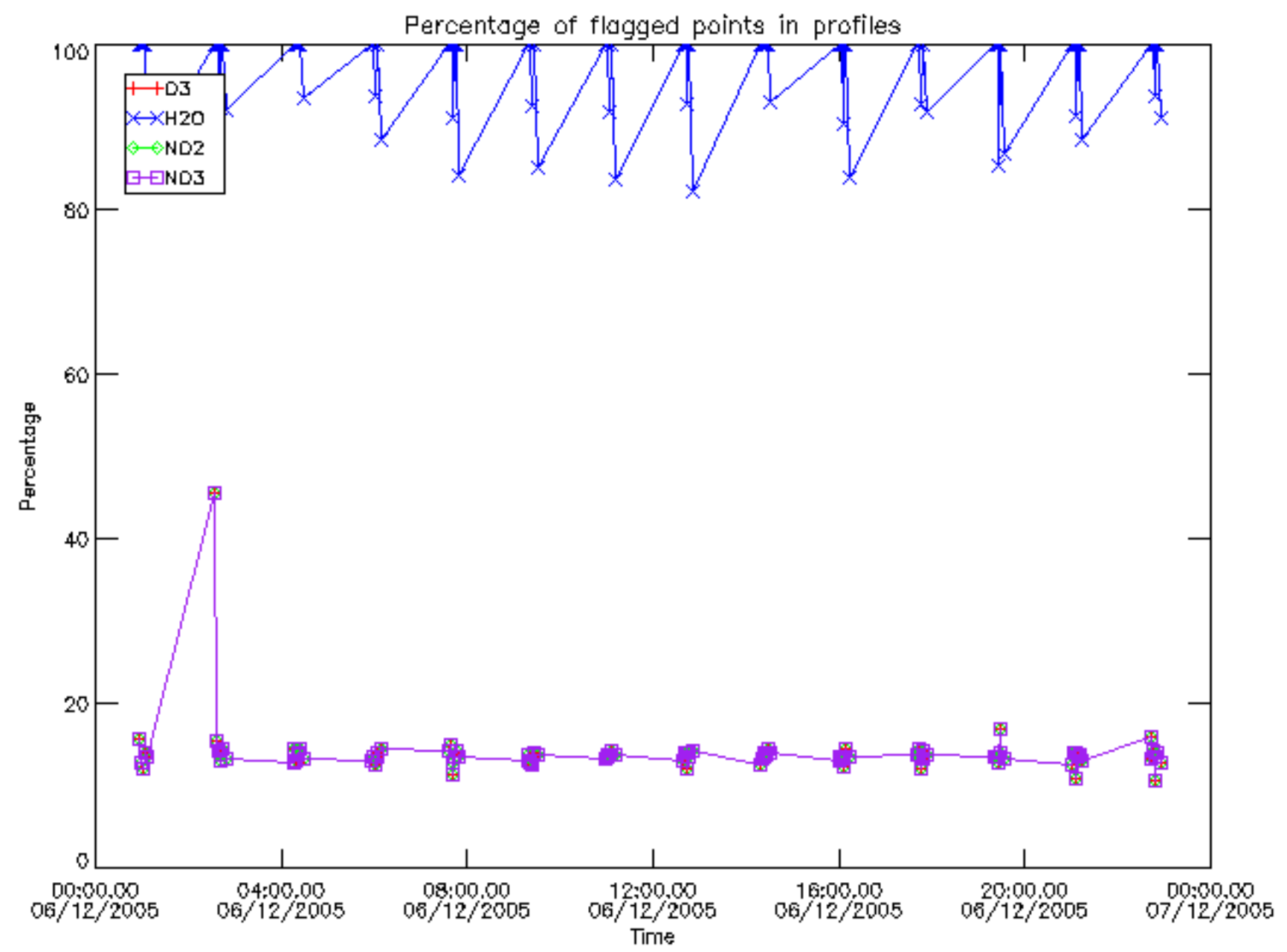


## 6. Auxiliary Data Files used for the production reported in section 2

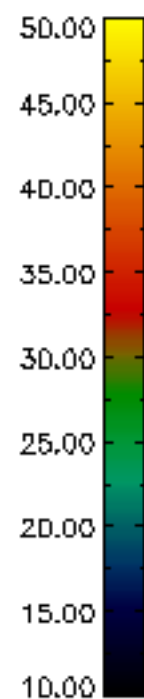
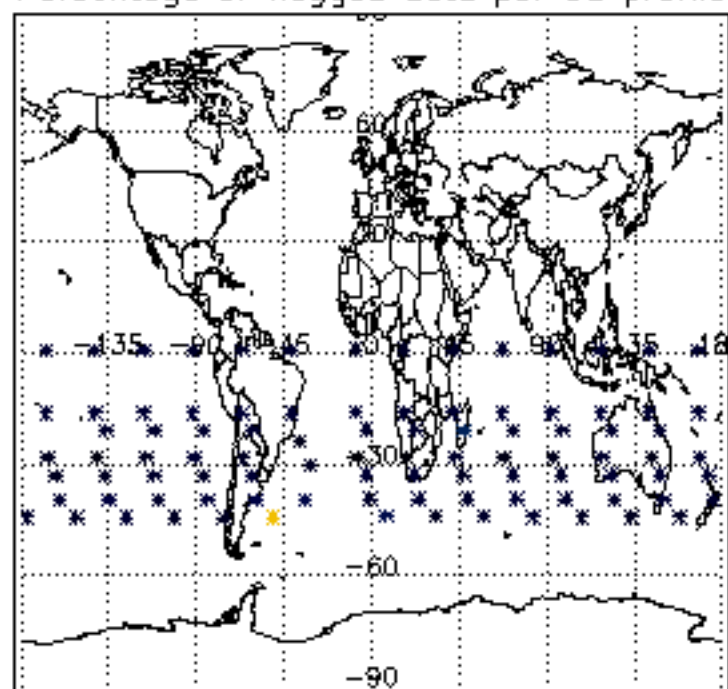
The number reported in the third column indicates since which file (see list in section 2) the corresponding auxiliary file has been used. The fourth column is the date of those product files.

Type	Auxiliary Filename	Used since product	Used since product date
INST_PHYS_CHARACTERISTICS	GOM_INS_AXVIEC20091111_143220_20030716_120000_20500101_000000	1	06-DEC-2005 00:02:22
LEVEL-2_PROC_CONFIG	GOM_PR2_AXVIEC20091111_152718_20020301_000000_20500101_000000	1	06-DEC-2005 00:02:22
CROSS_SECTIONS_FILE	GOM_CRS_AXVIEC20091111_154832_20020301_000000_20500101_000000	1	06-DEC-2005 00:02:22

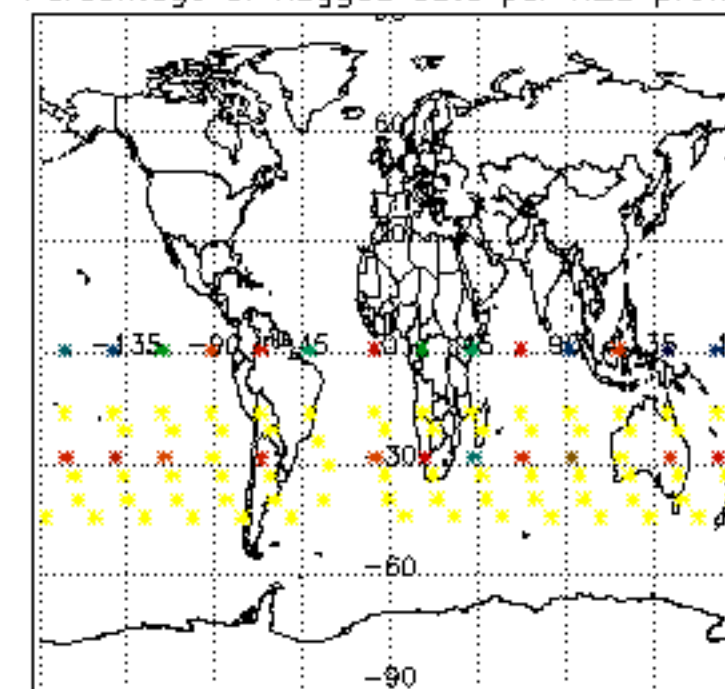




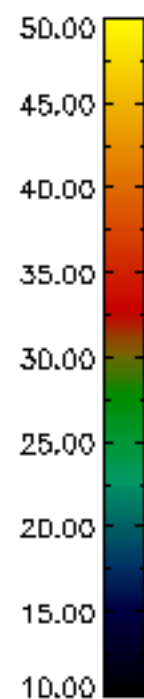
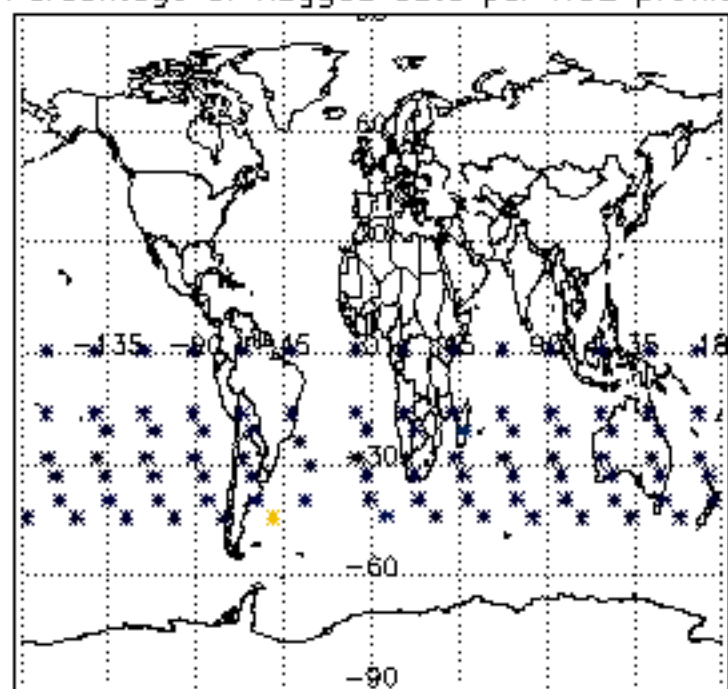
Percentage of flagged data per D3 profile



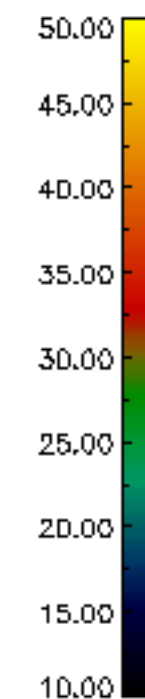
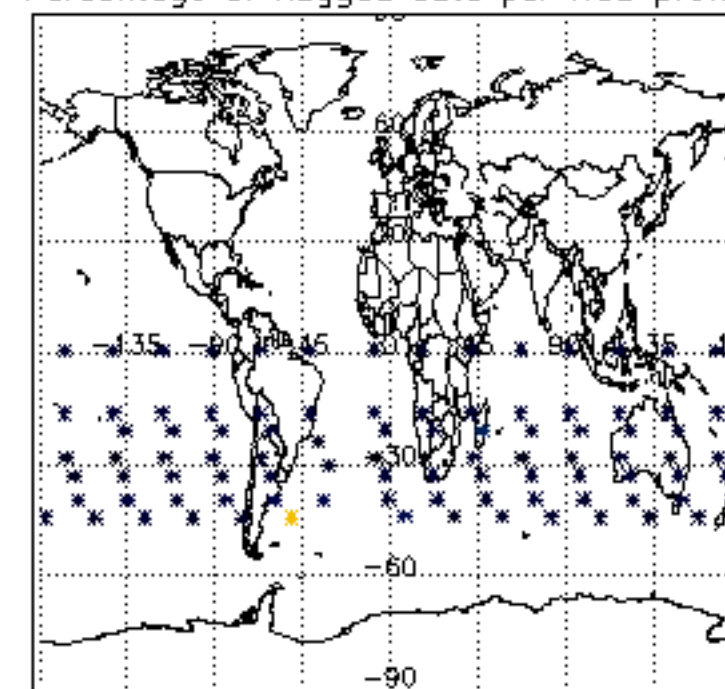
Percentage of flagged data per H2O profile

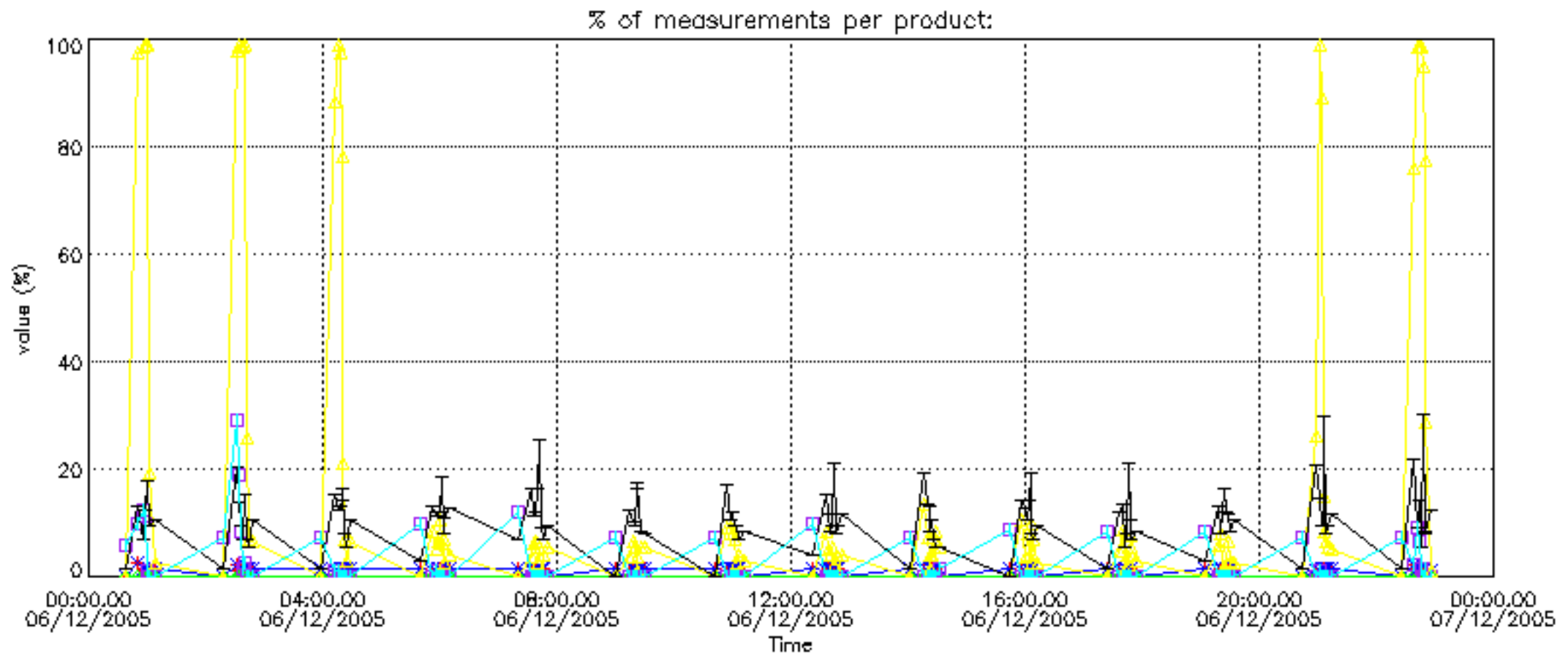


Percentage of flagged data per NO2 profile

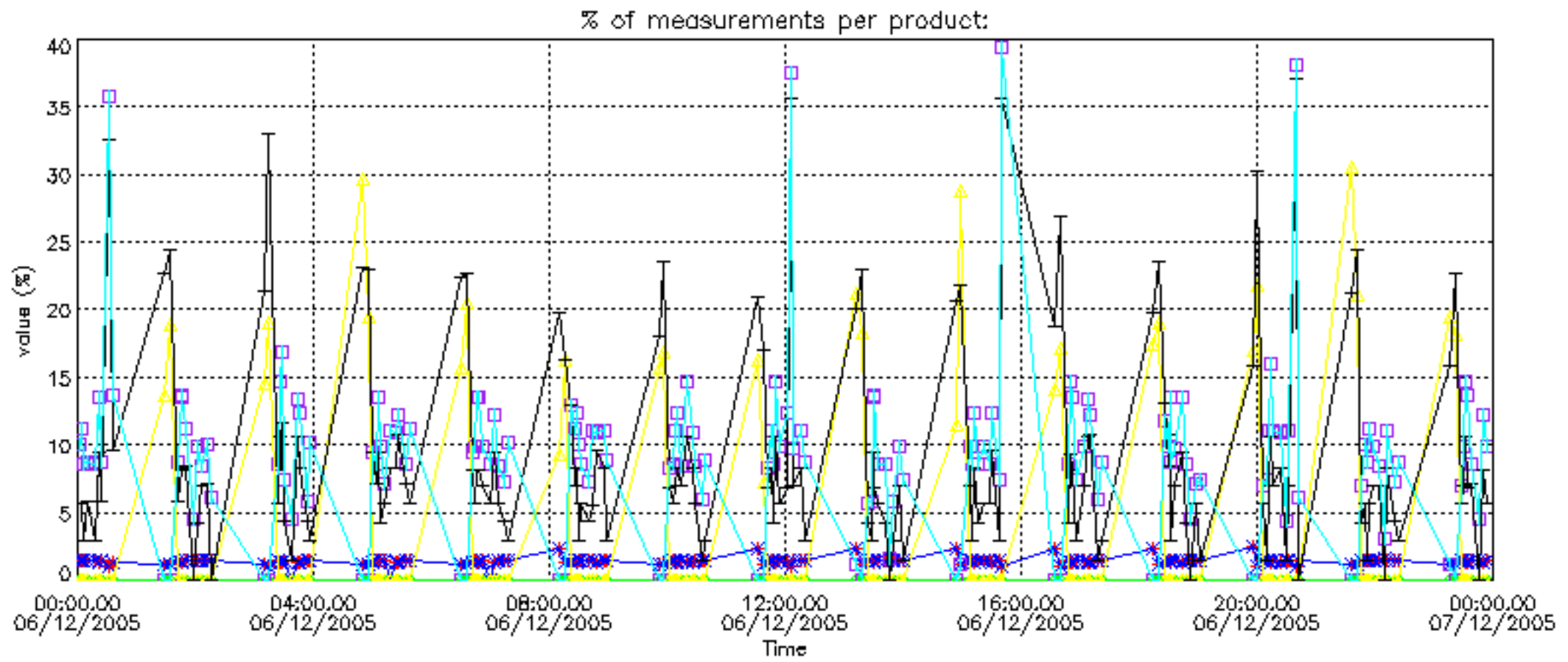


Percentage of flagged data per NO3 profile

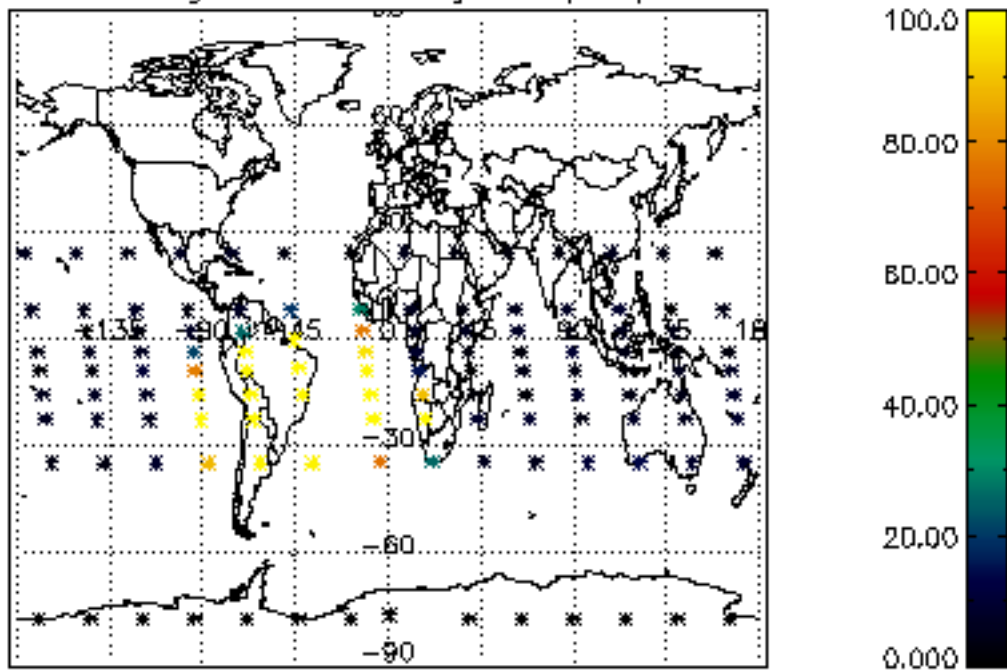




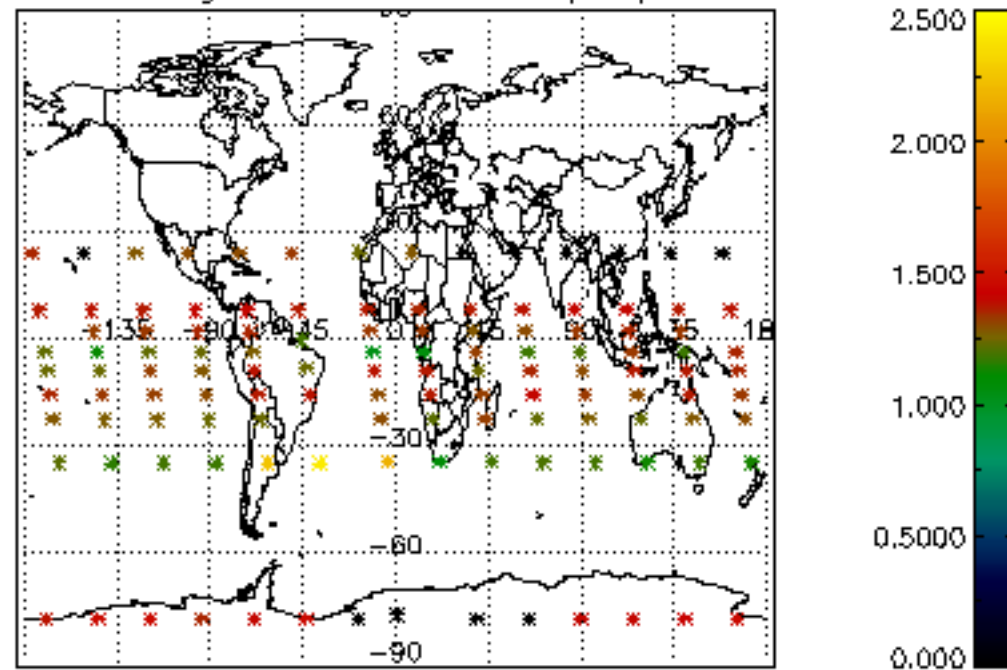




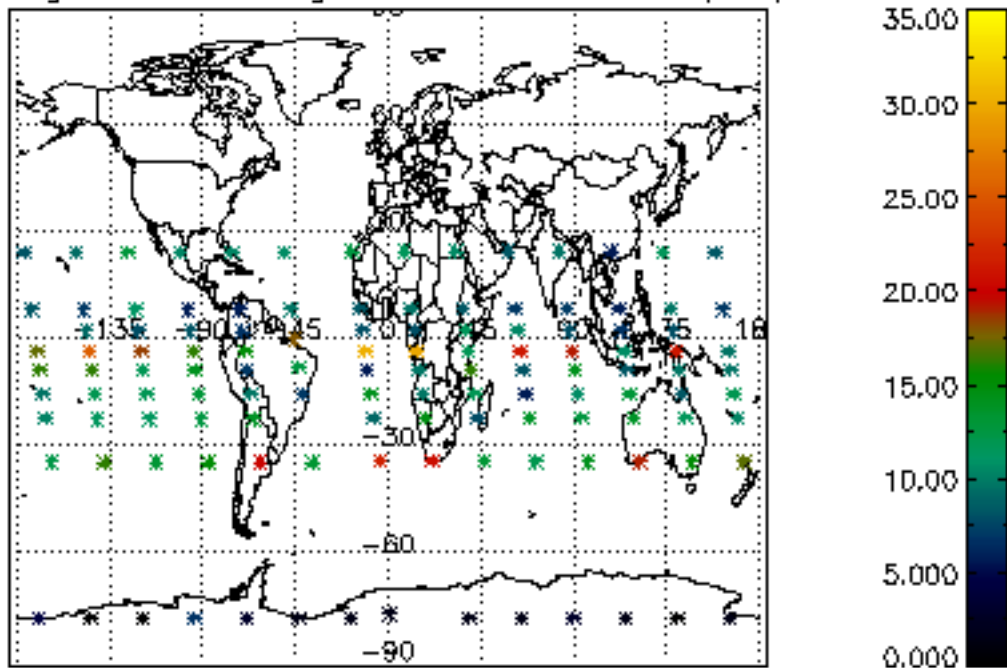
Percentage of cosmic ray hits per profile



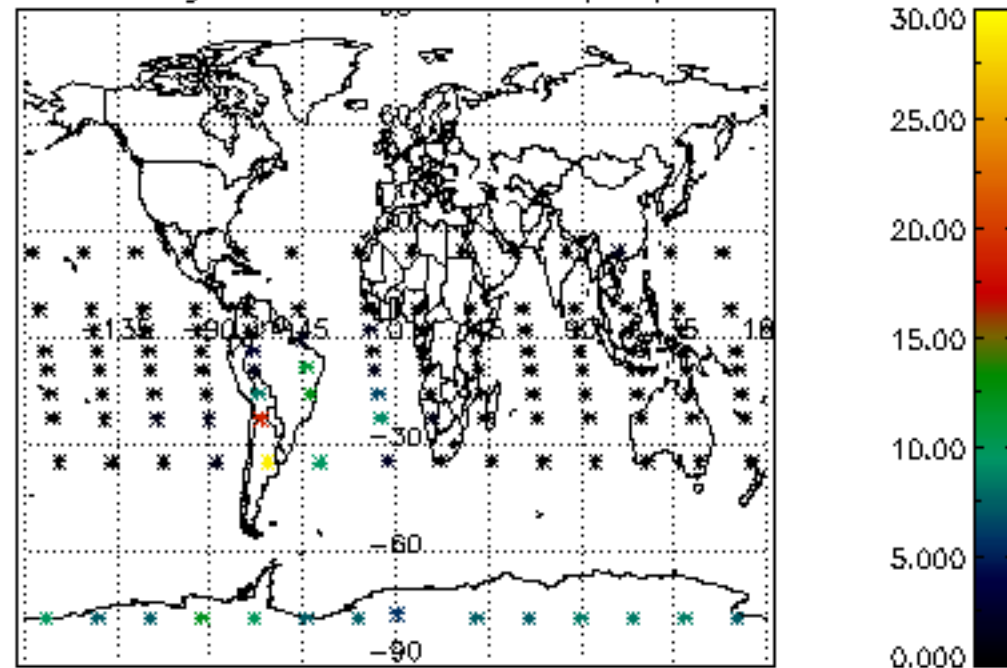
Percentage of datation errors per profile



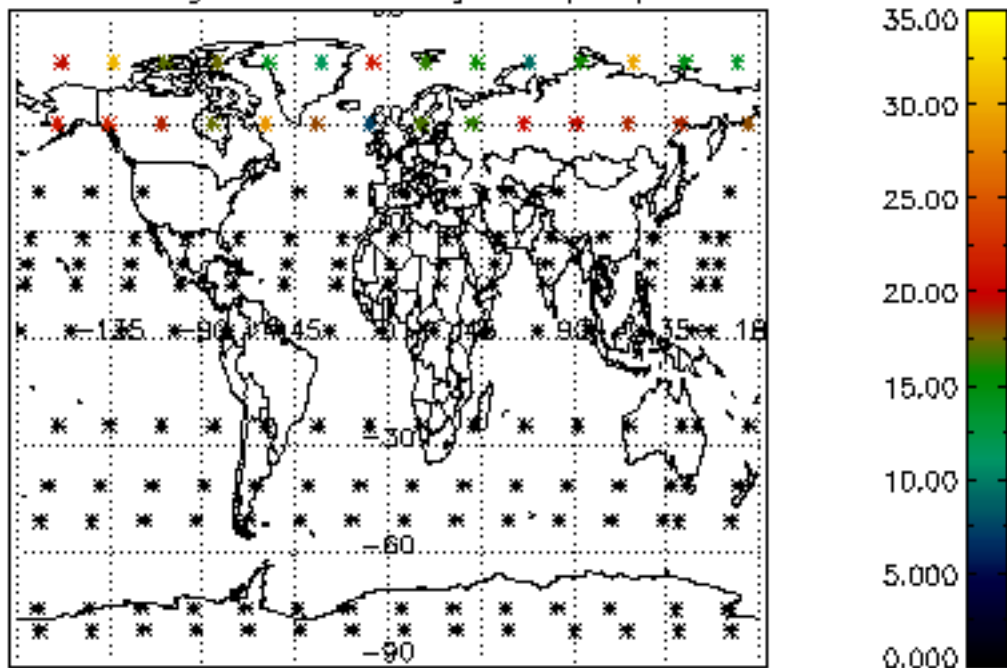
Percentage of star falling outside central band per profile



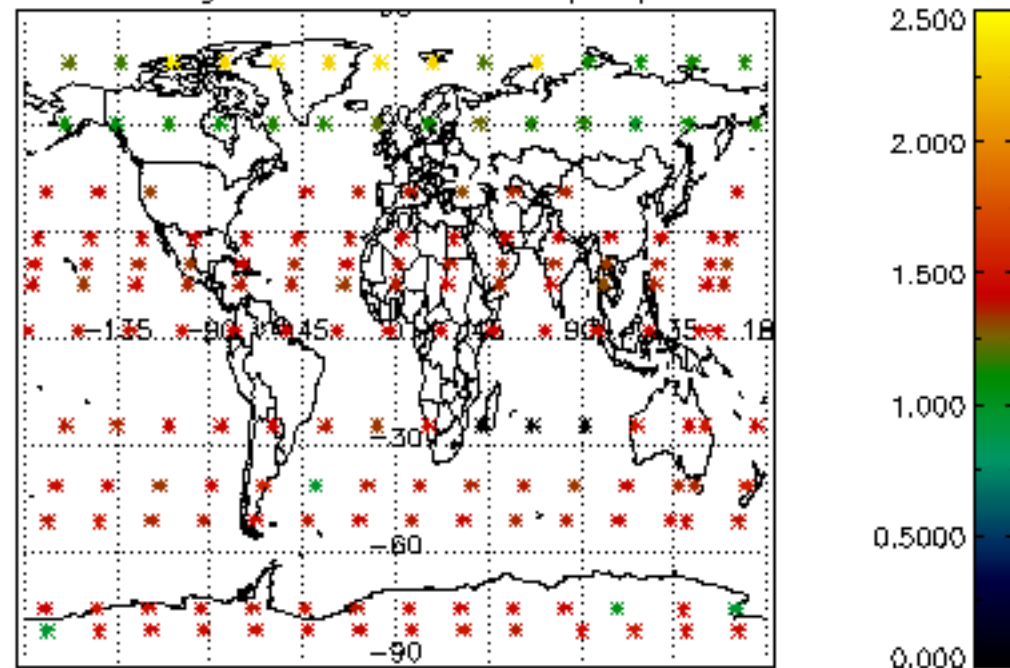
Percentage of saturation errors per profile



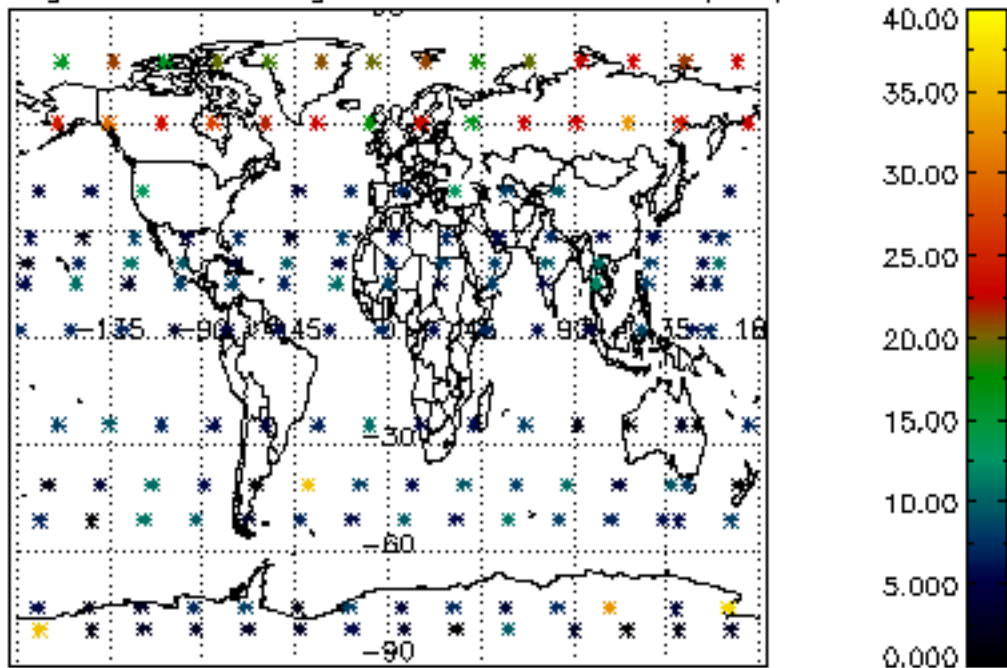
Percentage of cosmic ray hits per profile



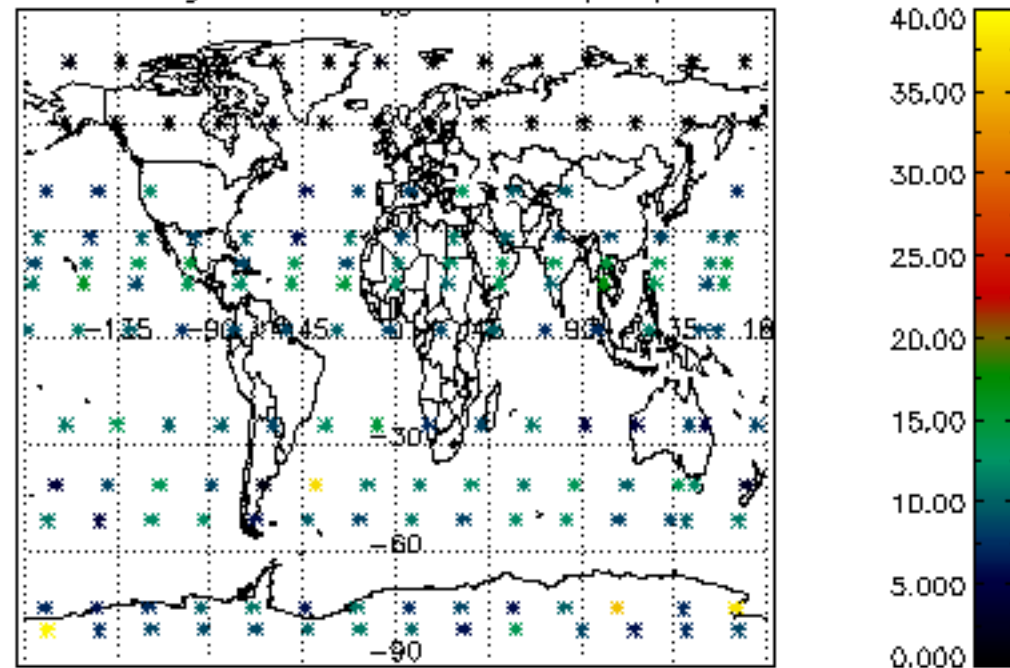
Percentage of datation errors per profile

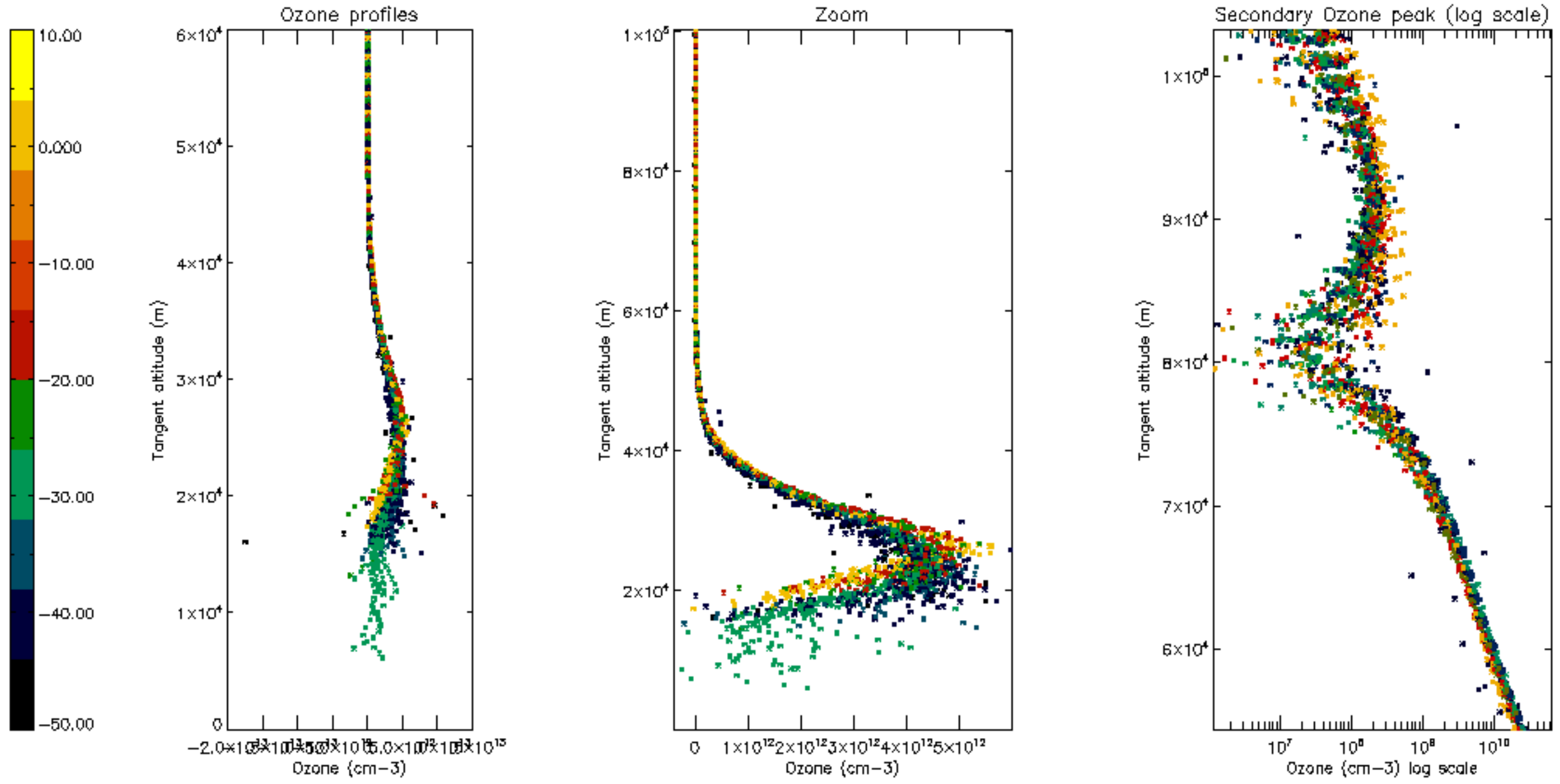


Percentage of star falling outside central band per profile

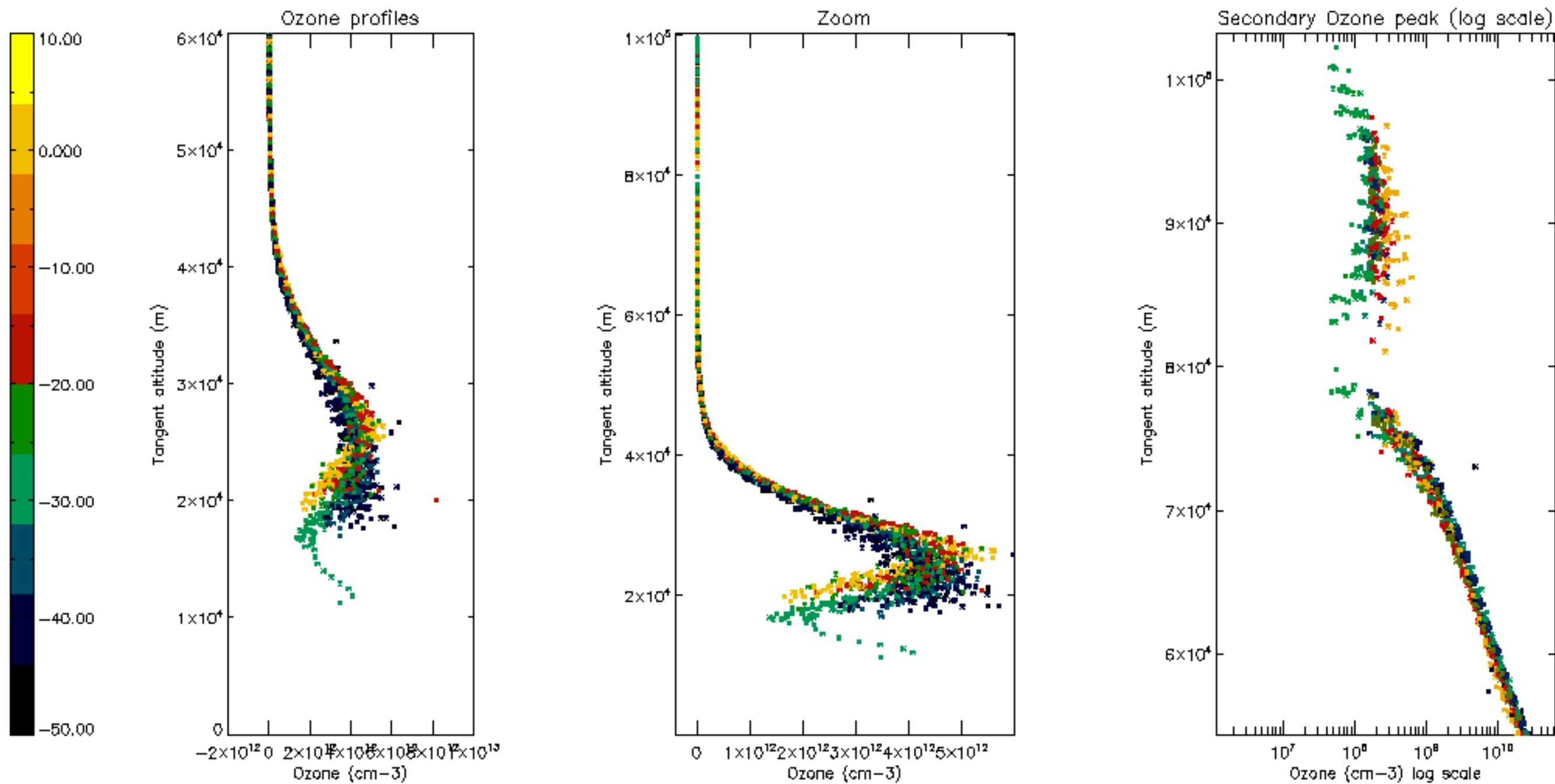


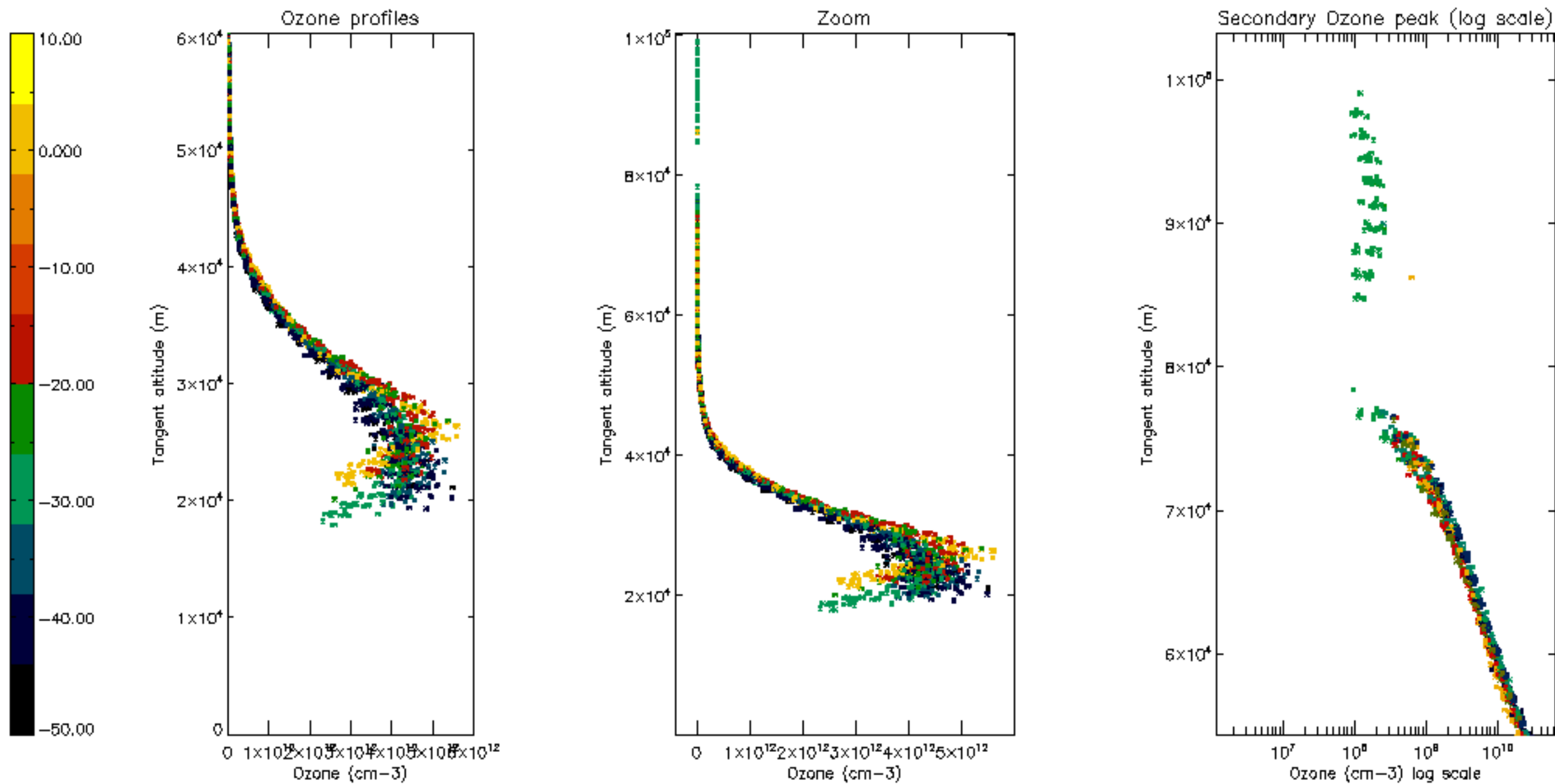
Percentage of saturation errors per profile

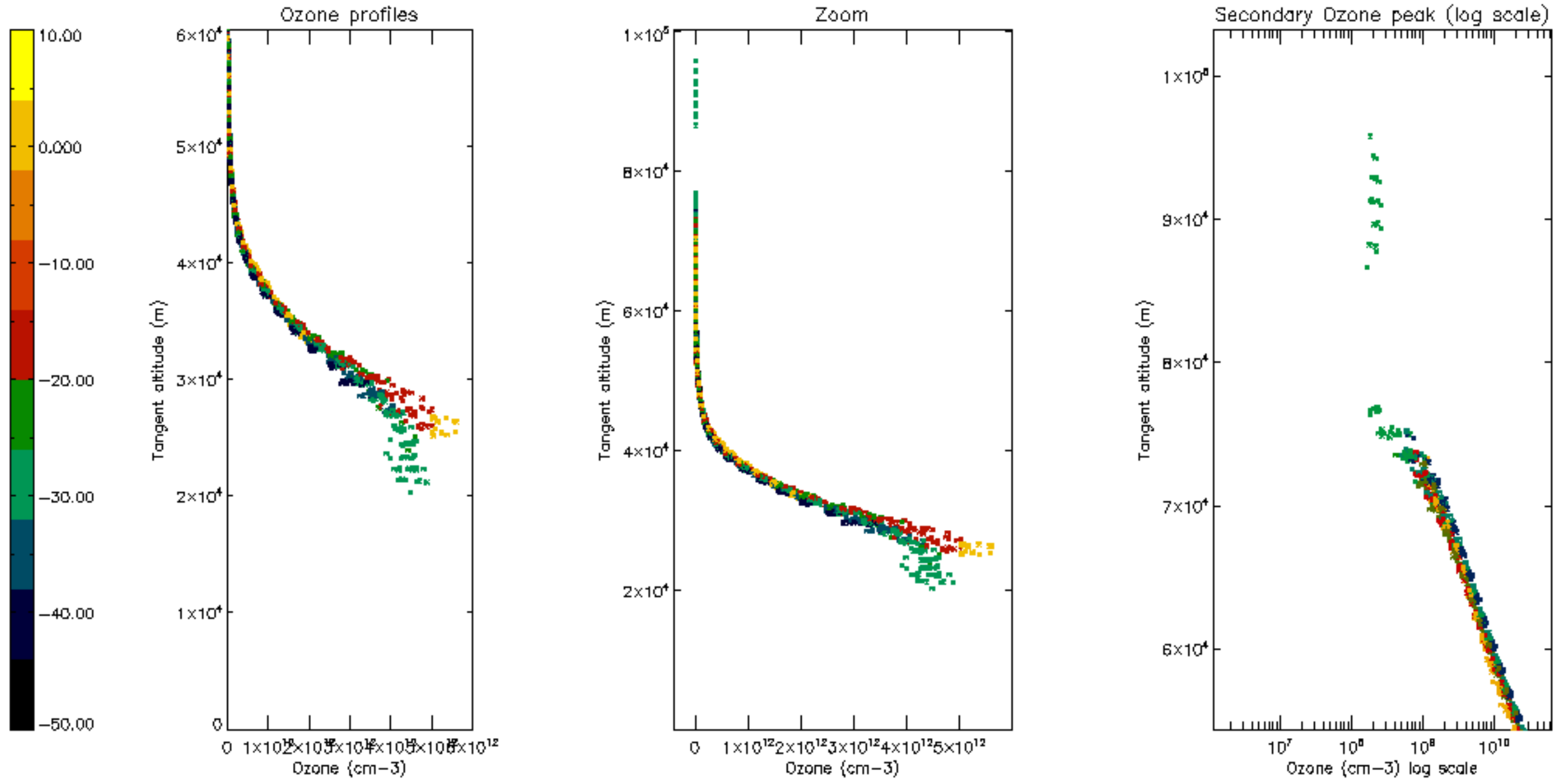


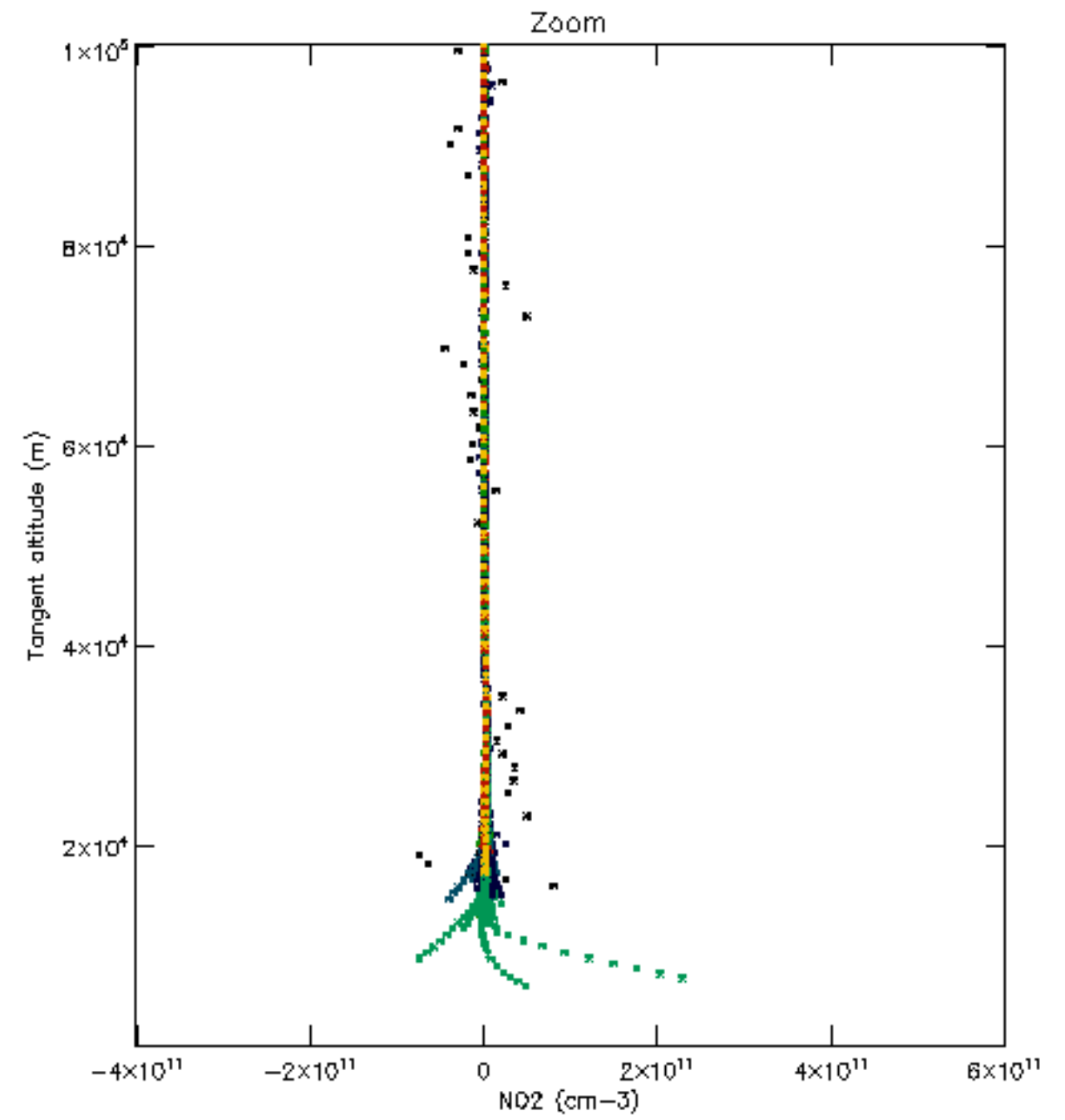
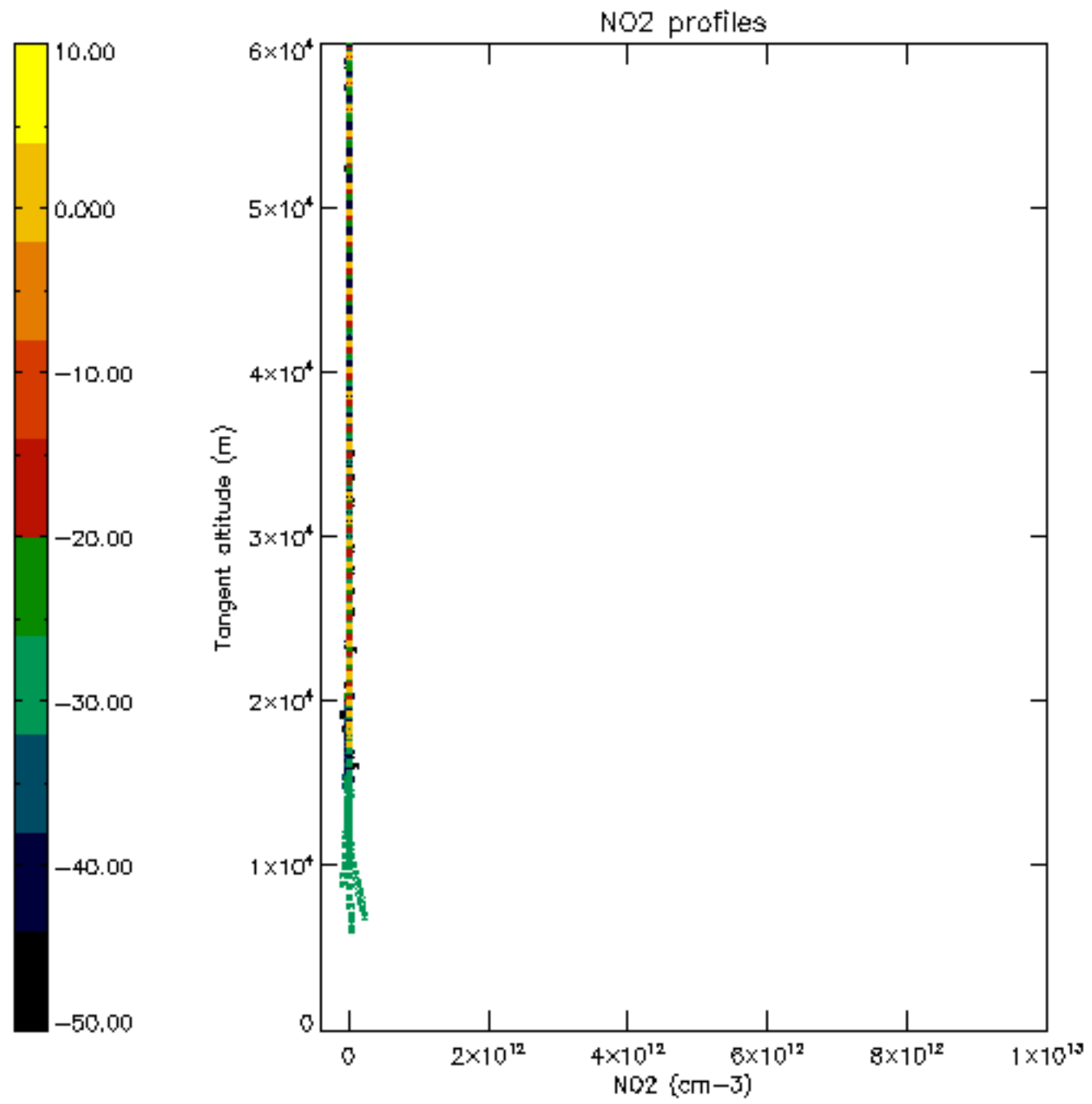




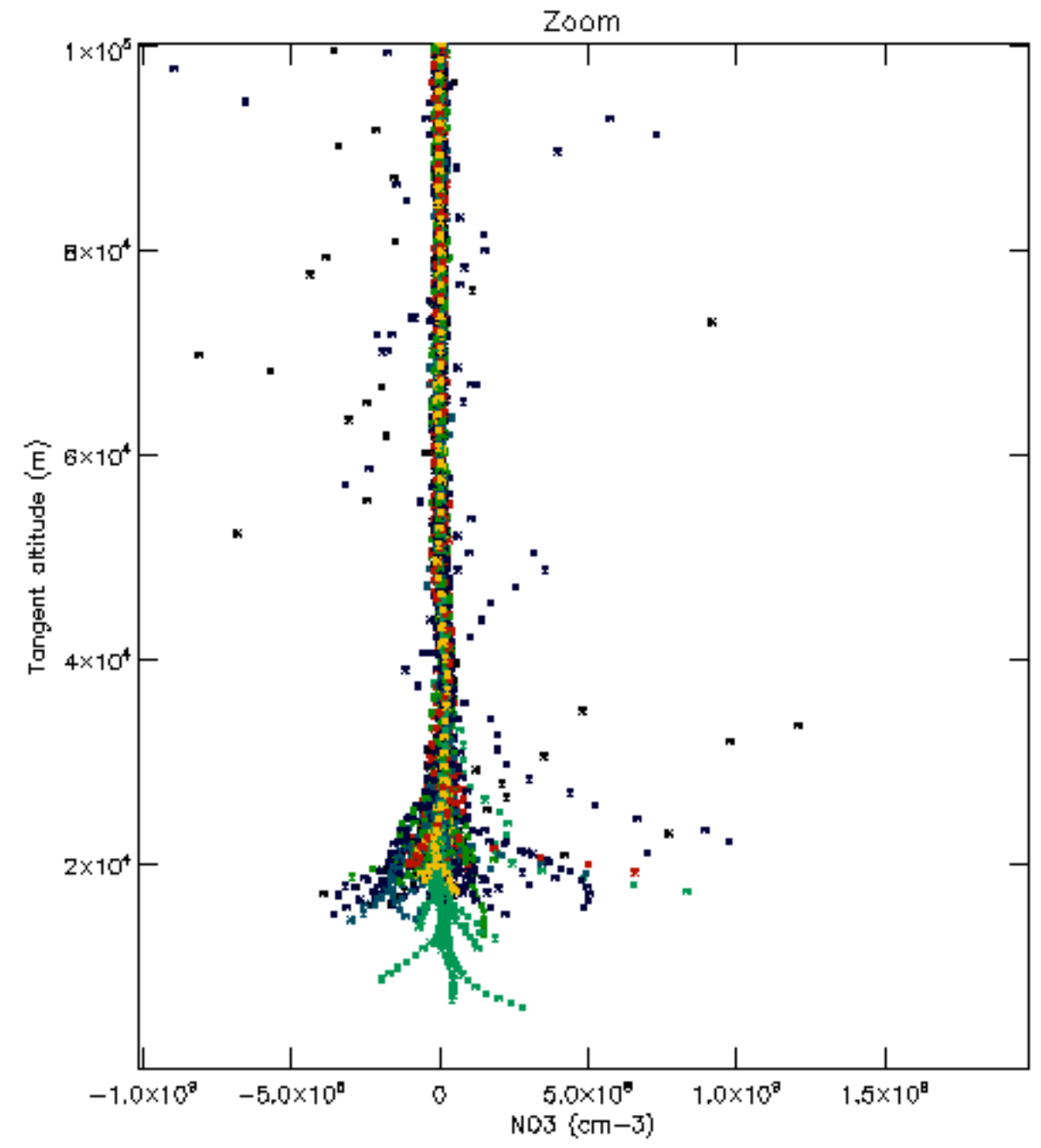
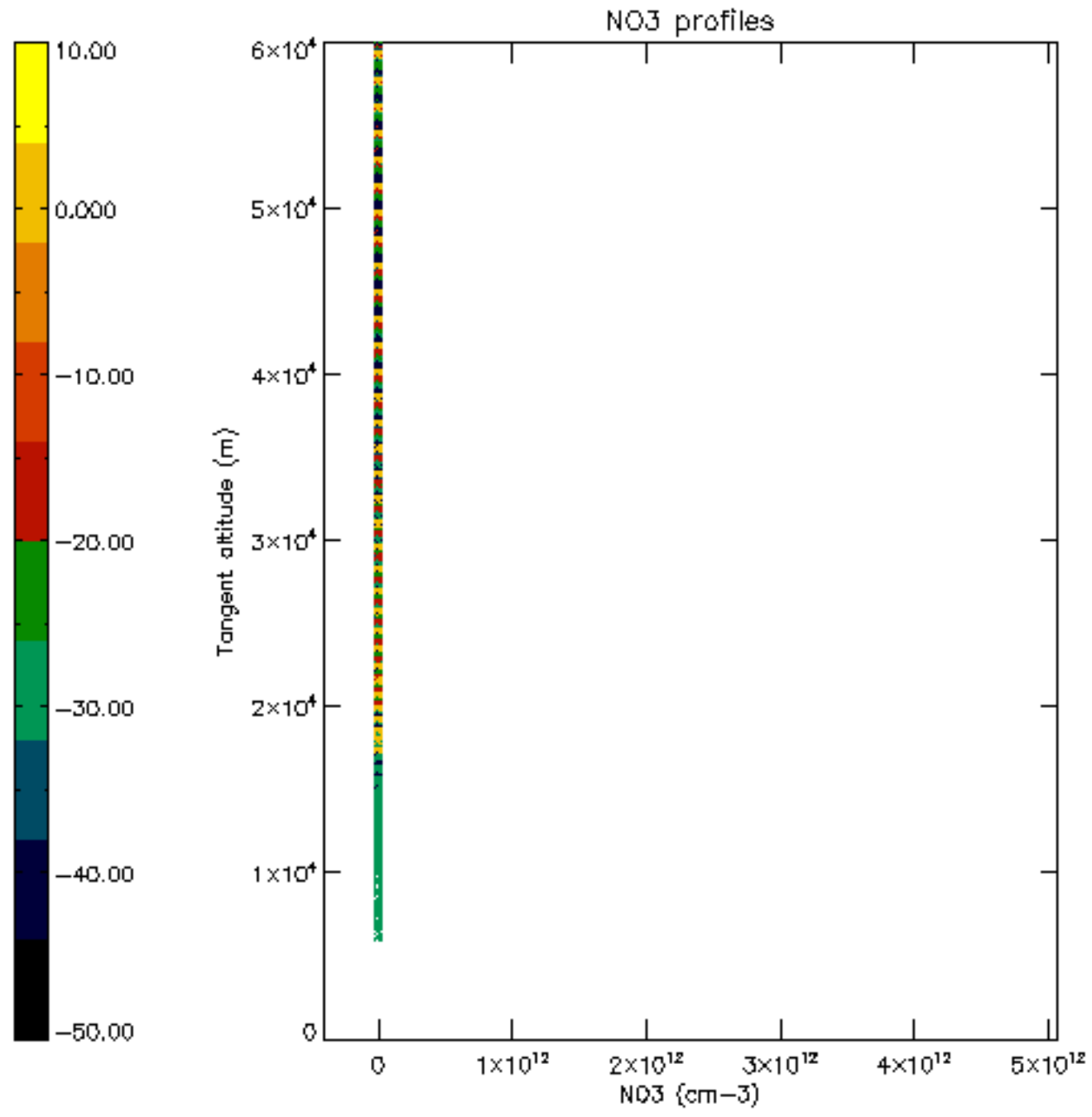


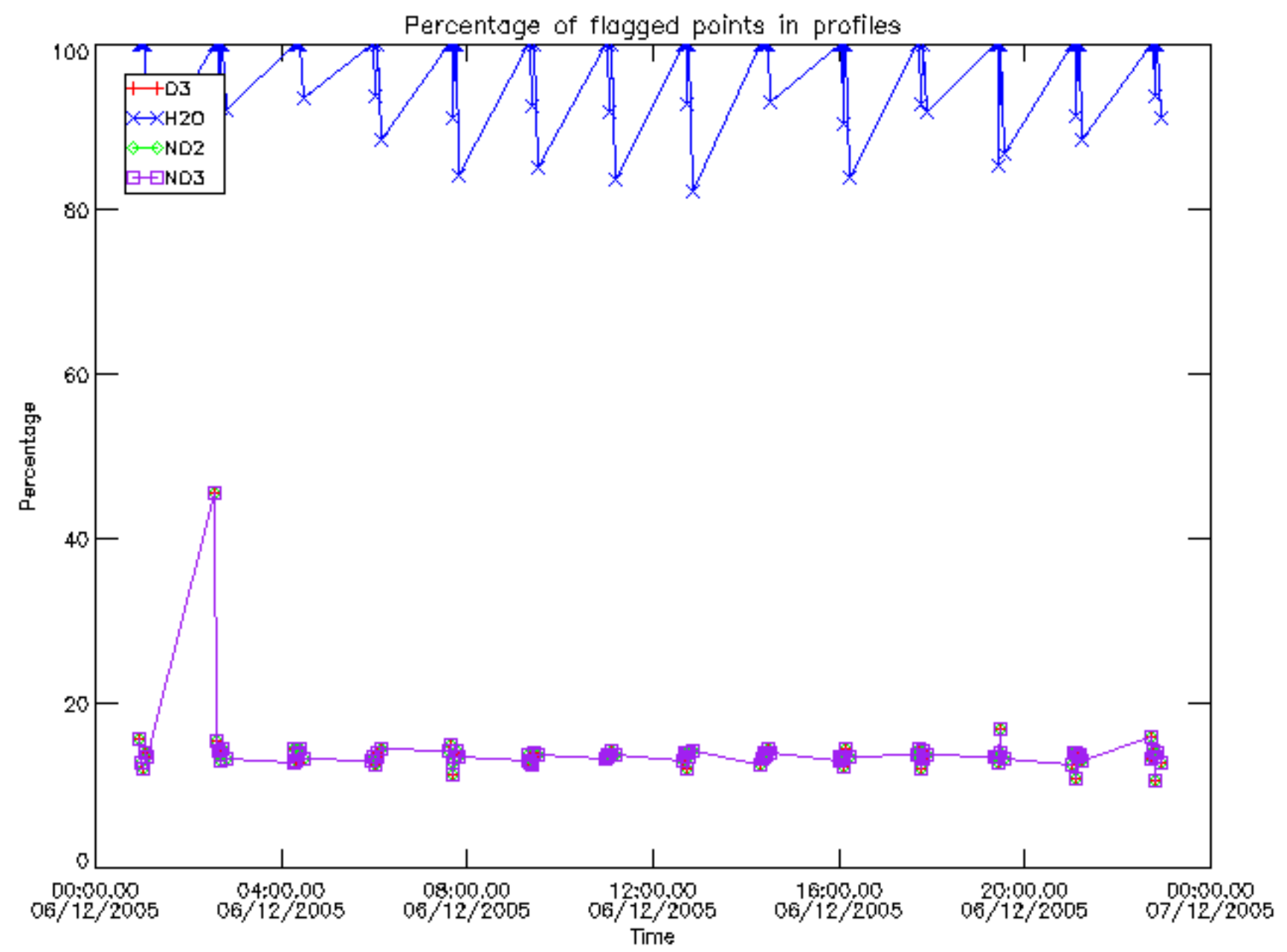




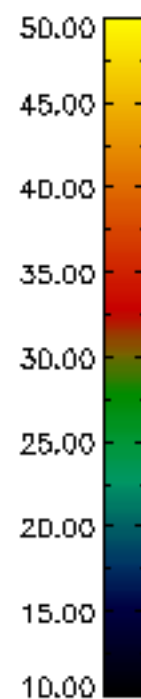
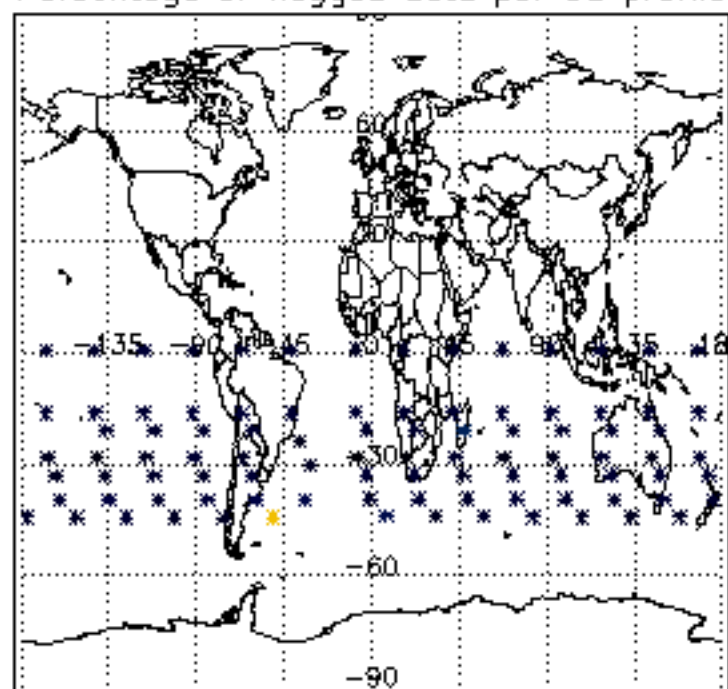




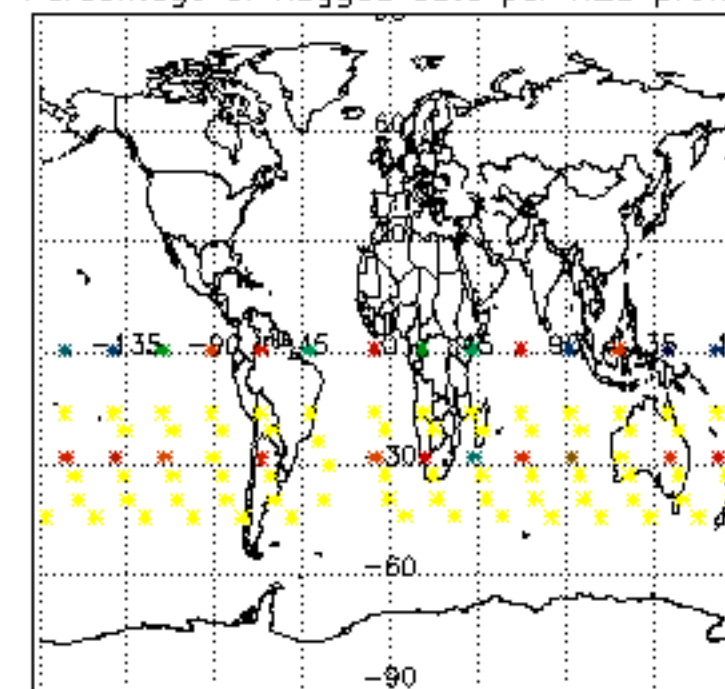




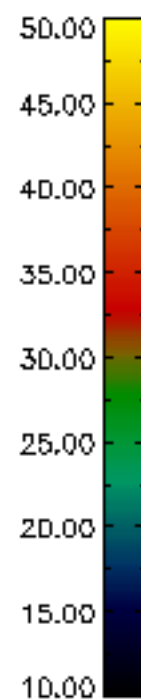
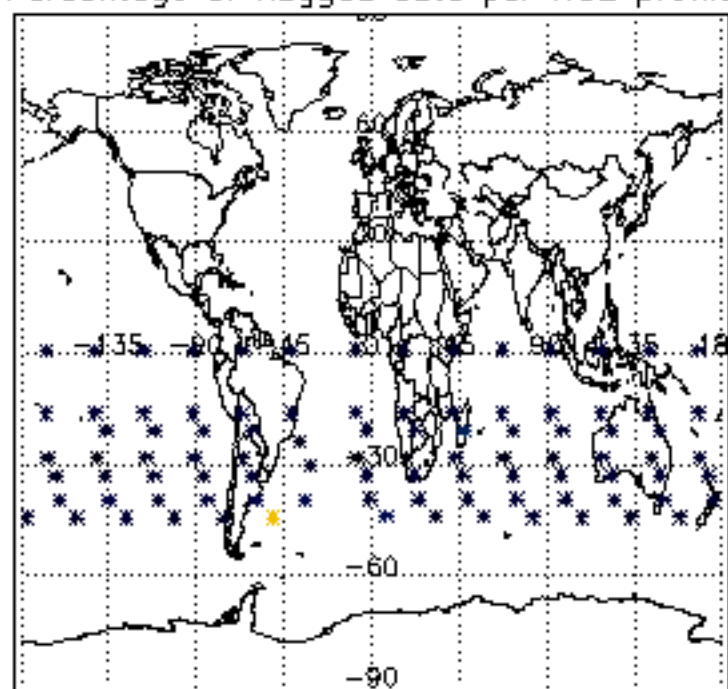
Percentage of flagged data per D3 profile



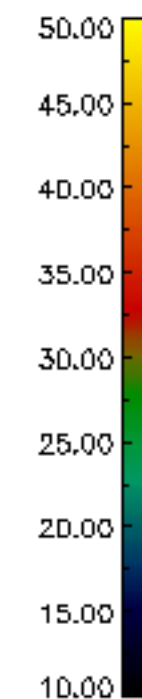
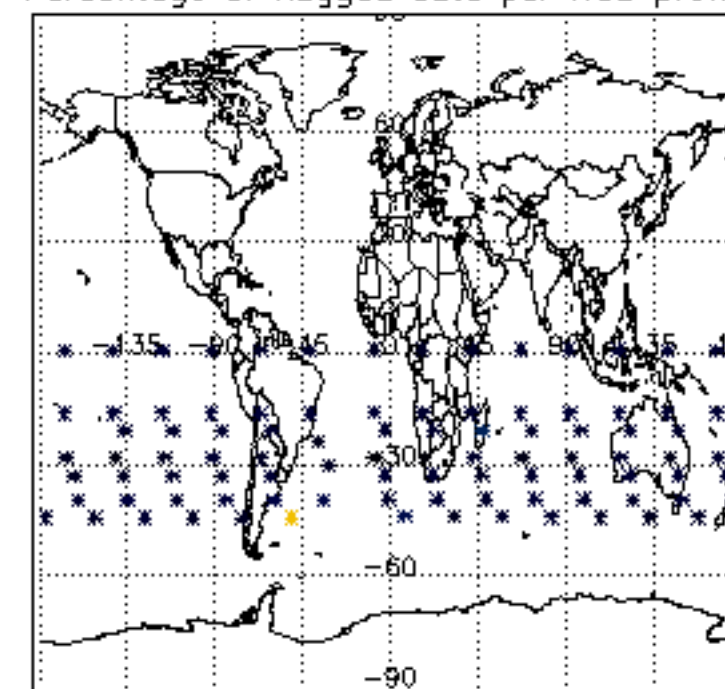
Percentage of flagged data per H2O profile



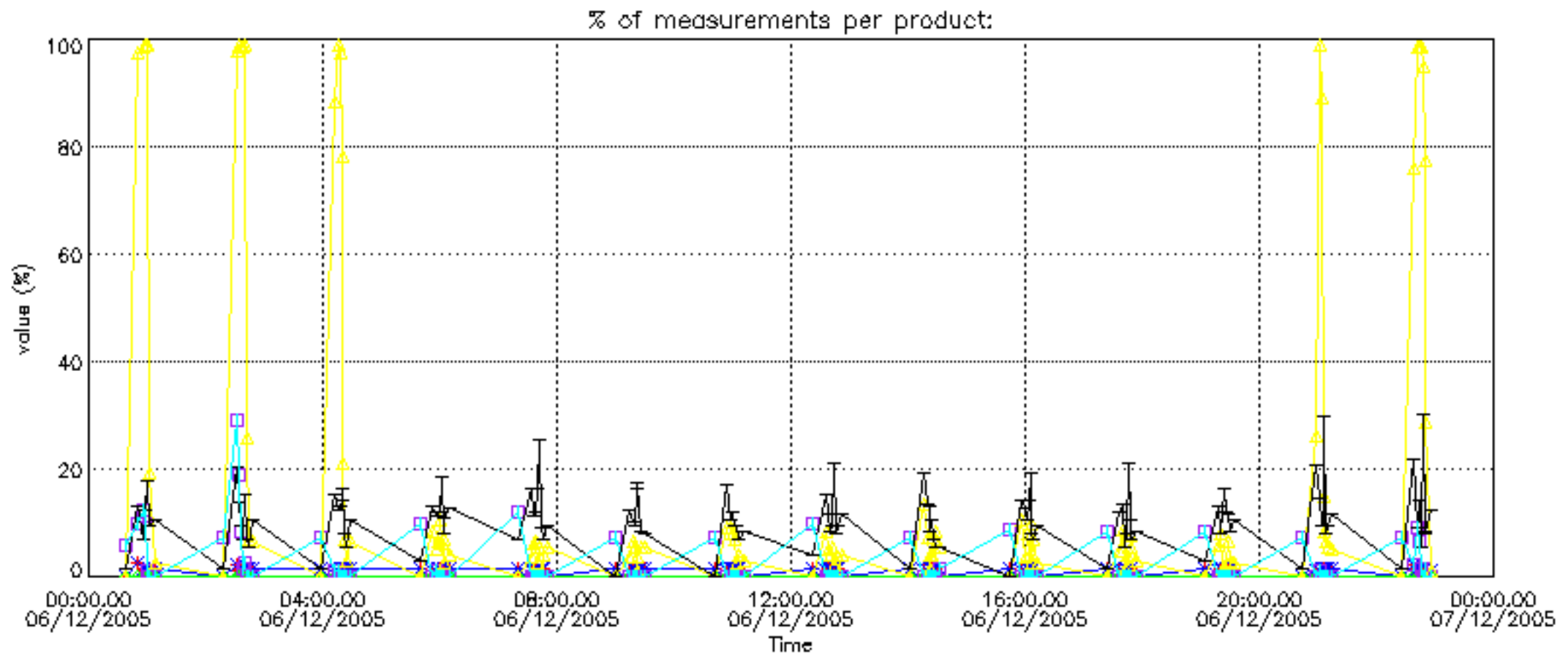
Percentage of flagged data per NO2 profile

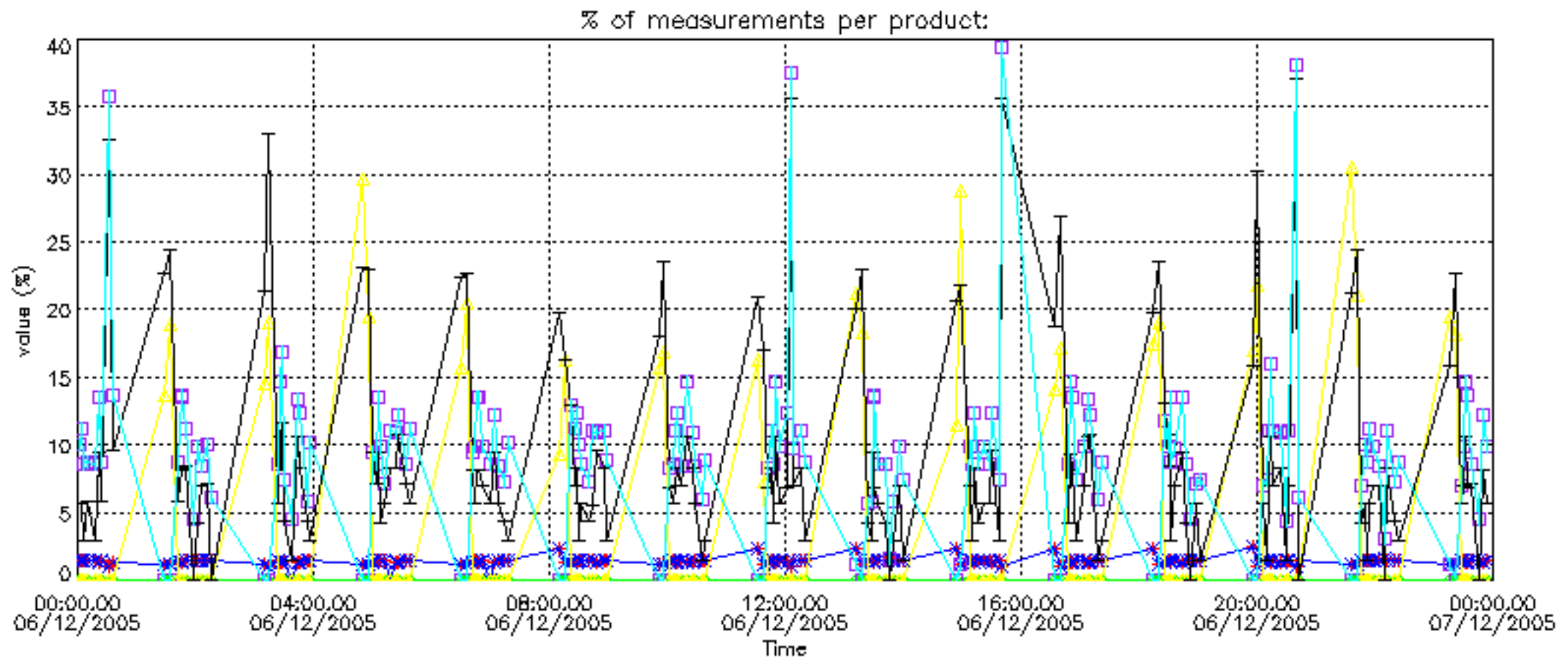


Percentage of flagged data per NO3 profile

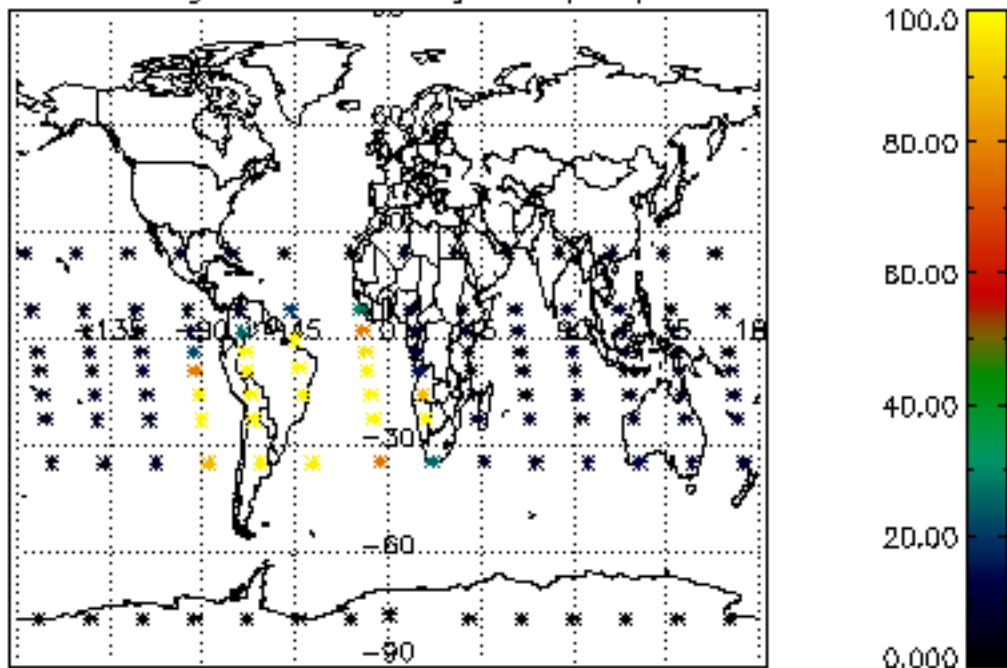




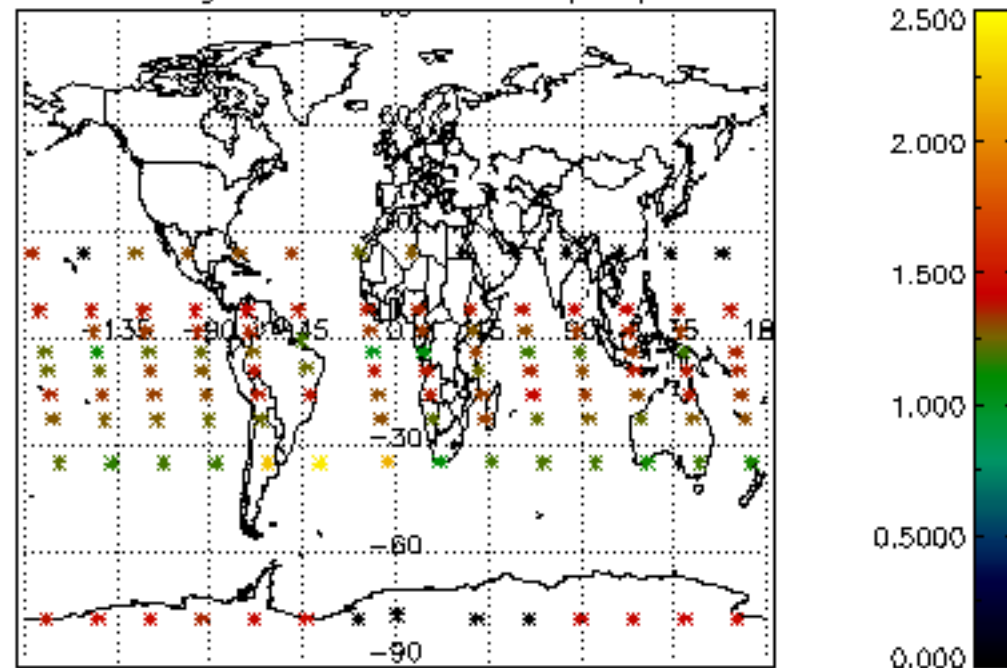




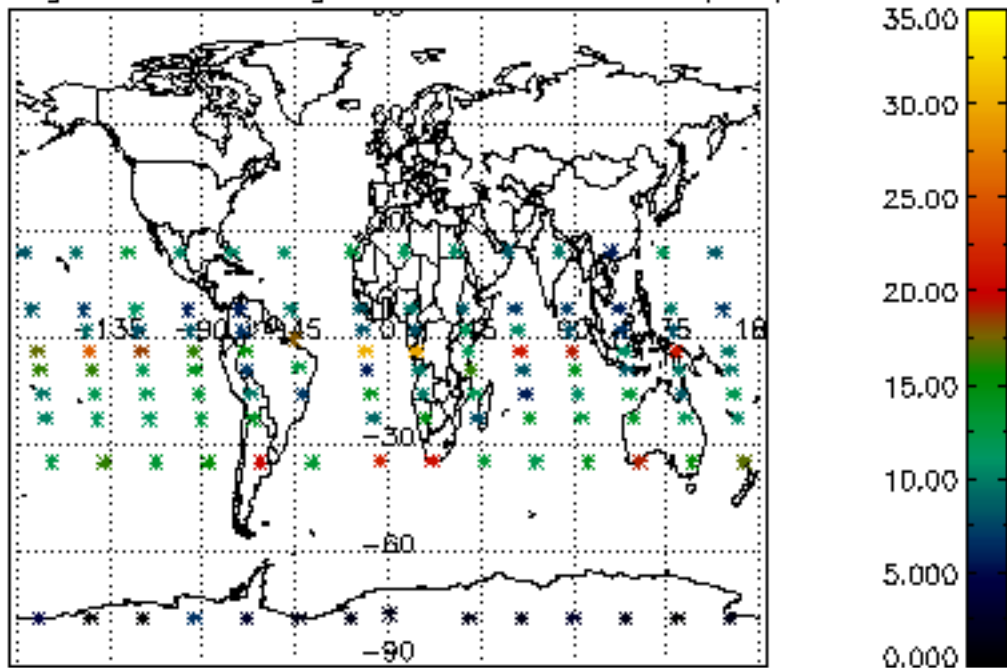
Percentage of cosmic ray hits per profile



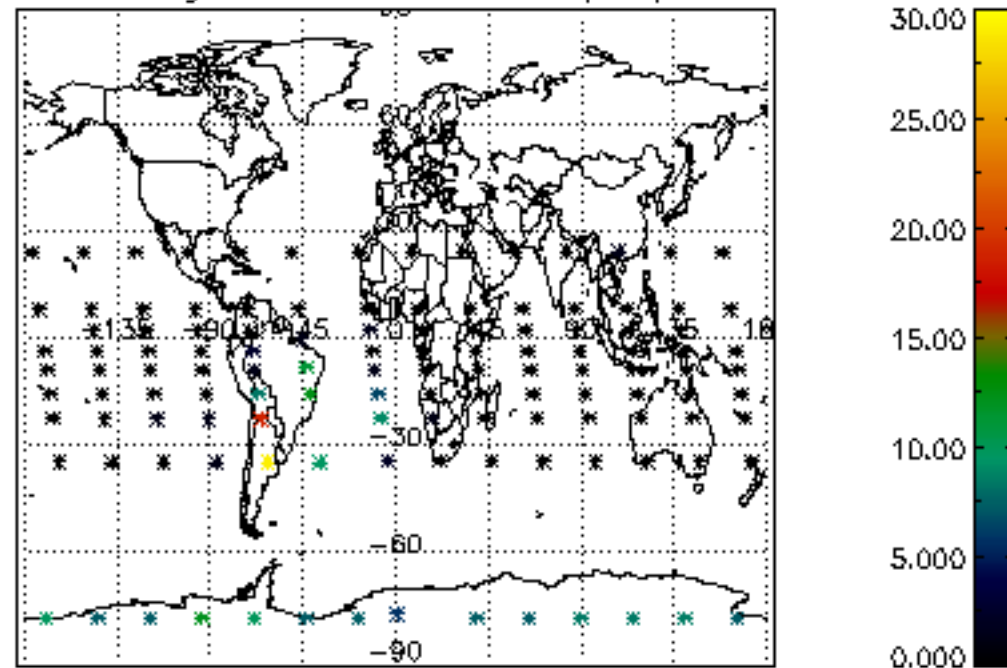
Percentage of datation errors per profile



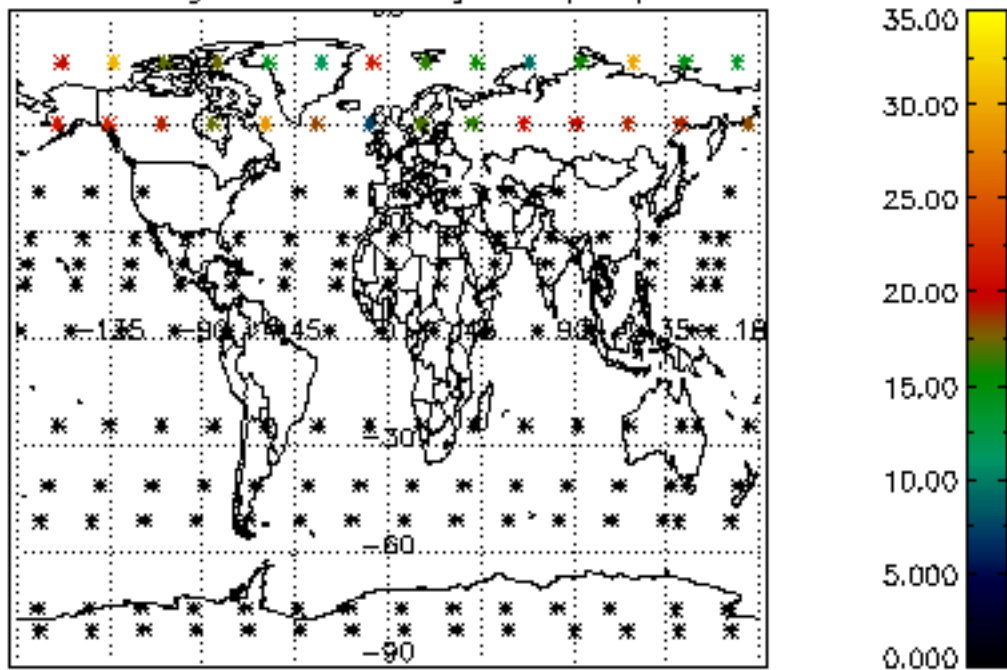
Percentage of star falling outside central band per profile



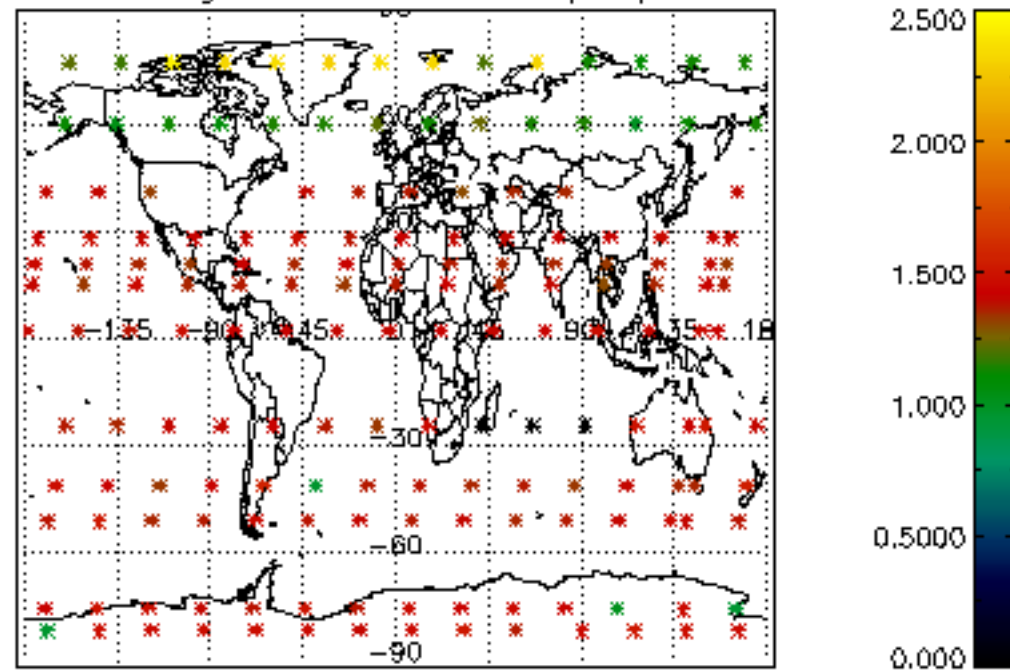
Percentage of saturation errors per profile



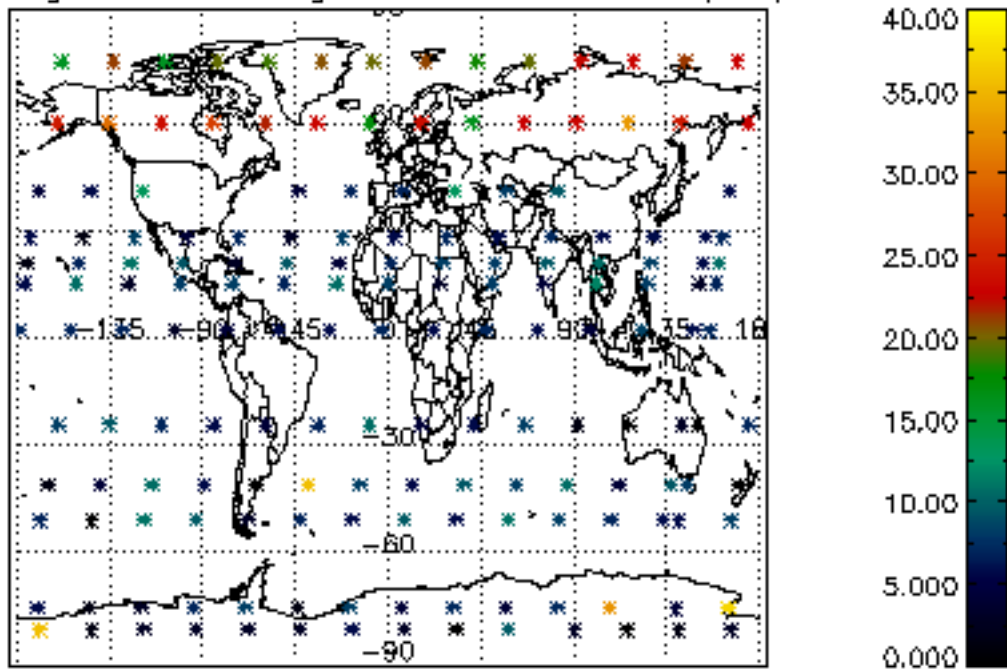
Percentage of cosmic ray hits per profile



Percentage of datation errors per profile



Percentage of star falling outside central band per profile



Percentage of saturation errors per profile

