

# GOMOS Level 2 Daily Report

## SUMMARY

### [1. General Info](#)

### [2. Summary of processed GOM\\_NL\\_2P products](#)

### [3. Level 2 Quality information per product](#)

#### [3.1 Plot of level 2 quality information per product \(time dependant\)](#)

#### [3.2 Plot of level 2 quality information per product \(world map\)](#)

### [4. Level 1 Quality information per product \(stored on level 2 products\)](#)

#### [4.1 Plot of level 1 quality information per product \(time dependant\)](#)

##### [4.1.1 Plot of level 1 quality information per product \(time dependant\): ASCENDING](#)

##### [4.1.2 Plot of level 1 quality information per product \(time dependant\): DESCENDING](#)

#### [4.2 Plot of level 1 quality information per product \(world map\)](#)

##### [4.2.1 Plot of level 1 quality information per product \(world map\): ASCENDING](#)

##### [4.2.2 Plot of level 1 quality information per product \(world map\): DESCENDING](#)

### [5. Ozone profiles based on quality statistics and other trace gas profiles](#)

#### [5.1 Ozone statistics based on quality of products](#)

#### [5.2 Plot ozone profiles for all STD \(dark without errors\)](#)

#### [5.3 Plot ozone profiles where STD < 20% \(dark without errors\)](#)

#### [5.4. Plot ozone profiles where STD < 10% \(dark without errors\)](#)

#### [5.5. Plot ozone profiles where STD < 5% \(dark without errors\)](#)

#### [5.6 Plot NO2 profiles for all STD \(dark without errors\)](#)

#### [5.7 Plot NO3 profiles for all STD \(dark without errors\)](#)

#### [5.8 Plot H2O profiles \(only for occultations of stars 1,2,3,4,13,14,16,26,63 dark without errors\) for all STD](#)

### [6. Auxiliary Data Files used for the production reported in section 2](#)

This report presents the daily analysis on parameters extracted from GOMOS level 2 data (GOM\_NL\_\_2P). It is intended to monitor some important parameters that will impact the quality of these products. A list of level 2 products (and content) that have arrived during the reporting day to the PCF is also given.

Item	Value
Time of report generation	18APR2013 12:56:45
Data source version	GOMOS/6.01
Start time of products	03-12-2005 (03DEC2005 00:00:00)
Stop time of products	04-12-2005 (04DEC2005 00:00:00)
Store outputs in DB	Yes
Nb of level 2 prods	301
Nb of prods with errors	0

## 2. Summary of processed GOM\_NL\_\_2P products.

Nr	Filename	UTC Start time	Limb	Duration	Star Id	Star Name	Star Mag	Star Temp	Nb Meas	Orbit	Prod. error
1	GOM_NL__2PRFIN20051203_000020_00000362043_00059_19652_8977.N1	03-DEC-2005 00:00:20	Bright	36.000	35	33Alp Per	1.7950	6250.0	72	19652	No
2	GOM_NL__2PRFIN20051203_000345_00000352043_00059_19652_8978.N1	03-DEC-2005 00:03:45	Bright	35.000	110	37Del Cas	2.6780	8900.0	70	19652	No
3	GOM_NL__2PRFIN20051203_001122_00000352043_00059_19652_8979.N1	03-DEC-2005 00:11:22	Bright	35.000	49	1Alp UMi	1.9900	6300.0	70	19652	No
4	GOM_NL__2PRFIN20051203_001604_00000372043_00059_19652_8980.N1	03-DEC-2005 00:16:04	Bright	37.000	60	7Bet UMi	2.0810	3950.0	74	19652	No
5	GOM_NL__2PRFIN20051203_001846_00000362043_00059_19652_8981.N1	03-DEC-2005 00:18:46	Bright	36.000	119	14Eta Dra	2.7270	4700.0	72	19652	No
6	GOM_NL__2PRFIN20051203_002321_00000082043_00059_19652_8982.N1	03-DEC-2005 00:23:21	Straylight	8.0000	39	85Eta UMa	1.8540	24000.	16	19652	No
7	GOM_NL__2PRFIN20051203_002618_00000342043_00059_19652_8983.N1	03-DEC-2005 00:26:18	Bright	33.500	180	27Gam Boo	3.0400	8000.0	67	19652	No
8	GOM_NL__2PRFIN20051203_002919_00000332043_00059_19652_8984.N1	03-DEC-2005 00:29:19	Bright	33.000	83		2.3780	11000.	66	19652	No
9	GOM_NL__2PRFIN20051203_003152_00000342043_00059_19652_8985.N1	03-DEC-2005 00:31:52	Bright	34.000	3	16Alp Boo	-0.050000	4250.0	68	19652	No
10	GOM_NL__2PRFIN20051203_004120_00000382043_00059_19652_8986.N1	03-DEC-2005 00:41:20	Bright	37.500	15	67Alp Vir	0.97600	28000.	75	19652	No
11	GOM_NL__2PRFIN20051203_004445_00000442043_00059_19652_8987.N1	03-DEC-2005 00:44:45	Tw_i_and_stray	43.500	169	46Gam Hya	2.9910	4700.0	87	19652	No
12	GOM_NL__2PRFIN20051203_004814_00000372043_00059_19652_8988.N1	03-DEC-2005 00:48:14	Dark	37.000	123	1ot Cen	2.7500	10200.	74	19652	No
13	GOM_NL__2PRFIN20051203_005020_00000382043_00059_19652_8989.N1	03-DEC-2005 00:50:20	Dark	38.000	95	Zet Cen	2.5450	26000.	76	19652	No
14	GOM_NL__2PRFIN20051203_005217_00000382043_00059_19652_8990.N1	03-DEC-2005 00:52:17	Dark	37.500	64	Gam Cen	2.2000	10600.	75	19652	No
15	GOM_NL__2PRFIN20051203_005437_00000382043_00059_19652_8991.N1	03-DEC-2005 00:54:37	Dark	37.500	20	Bet Cru	1.2530	30000.	75	19652	No
16	GOM_NL__2PRFIN20051203_005548_00000412043_00060_19653_8971.N1	03-DEC-2005 00:55:48	Dark	40.500	12	Alp1Cru	0.77500	30000.	81	19653	No
17	GOM_NL__2PRFIN20051203_010121_00000382043_00060_19653_8972.N1	03-DEC-2005 01:01:21	Dark	38.000	29	Bet Car	1.6720	10200.	76	19653	No
18	GOM_NL__2PRFIN20051203_012239_00000462043_00060_19653_8973.N1	03-DEC-2005 01:22:39	Straylight	45.500	165	34Gam Eri	2.9500	3200.0	91	19653	No
19	GOM_NL__2PRFIN20051203_012801_00000432043_00060_19653_8974.N1	03-DEC-2005 01:28:01	Tw_i_and_stray	43.000	94	92Alp Cet	2.5260	3100.0	86	19653	No
20	GOM_NL__2PRFIN20051203_013358_00000382043_00060_19653_8975.N1	03-DEC-2005 01:33:58	Bright	38.000	50	13Alp Ari	2.0070	4250.0	76	19653	No
21	GOM_NL__2PRFIN20051203_013703_00000342043_00060_19653_8976.N1	03-DEC-2005 01:37:03	Bright	34.000	173	4Bet Tri	3.0040	8900.0	68	19653	No
22	GOM_NL__2PRFIN20051203_013821_00000352043_00060_19653_8977.N1	03-DEC-2005 01:38:21	Bright	35.000	79	26Bet Per	2.3100	13100.	70	19653	No
23	GOM_NL__2PRFIN20051203_014056_00000362043_00060_19653_8978.N1	03-DEC-2005 01:40:56	Bright	36.000	35	33Alp Per	1.7950	6250.0	72	19653	No
24	GOM_NL__2PRFIN20051203_014421_00000352043_00060_19653_8979.N1	03-DEC-2005 01:44:21	Bright	35.000	110	37Del Cas	2.6780	8900.0	70	19653	No
25	GOM_NL__2PRFIN20051203_015158_00000322043_00060_19653_8980.N1	03-DEC-2005 01:51:58	Bright	32.000	49	1Alp UMi	1.9900	6300.0	64	19653	No
26	GOM_NL__2PRFIN20051203_015640_00000372043_00060_19653_8981.N1	03-DEC-2005 01:56:40	Bright	36.500	60	7Bet UMi	2.0810	3950.0	73	19653	No
27	GOM_NL__2PRFIN20051203_015923_00000372043_00060_19653_8982.N1	03-DEC-2005 01:59:23	Bright	36.500	119	14Eta Dra	2.7270	4700.0	73	19653	No
28	GOM_NL__2PRFIN20051203_020356_00000082043_00060_19653_8983.N1	03-DEC-2005 02:03:56	Straylight	8.0000	39	85Eta UMa	1.8540	24000.	16	19653	No
29	GOM_NL__2PRFIN20051203_020654_00000342043_00060_19653_8984.N1	03-DEC-2005 02:06:54	Bright	33.500	180	27Gam Boo	3.0400	8000.0	67	19653	No
30	GOM_NL__2PRFIN20051203_020956_00000342043_00060_19653_8985.N1	03-DEC-2005 02:09:56	Bright	33.500	83		2.3780	11000.	67	19653	No
31	GOM_NL__2PRFIN20051203_021228_00000342043_00060_19653_8986.N1	03-DEC-2005 02:12:28	Bright	34.000	3	16Alp Boo	-0.050000	4250.0	68	19653	No
32	GOM_NL__2PRFIN20051203_022157_00000552043_00060_19653_8987.N1	03-DEC-2005 02:21:57	Bright	55.000	15	67Alp Vir	0.97600	28000.	110	19653	No
33	GOM_NL__2PRFIN20051203_022522_00000442043_00060_19653_8988.N1	03-DEC-2005 02:25:22	Tw_i_and_stray	43.500	169	46Gam Hya	2.9910	4700.0	87	19653	No
34	GOM_NL__2PRFIN20051203_023057_00000382043_00060_19653_8989.N1	03-DEC-2005 02:30:57	Dark	38.000	95	Zet Cen	2.5450	26000.	76	19653	No
35	GOM_NL__2PRFIN20051203_023253_00000382043_00060_19653_8990.N1	03-DEC-2005 02:32:53	Dark	38.000	64	Gam Cen	2.2000	10600.	76	19653	No
36	GOM_NL__2PRFIN20051203_023513_00000372043_00060_19653_8991.N1	03-DEC-2005 02:35:13	Dark	37.000	20	Bet Cru	1.2530	30000.	74	19653	No
37	GOM_NL__2PRFIN20051203_023625_00000392043_00061_19654_8971.N1	03-DEC-2005 02:36:25	Dark	39.000	12	Alp1Cru	0.77500	30000.	78	19654	No
38	GOM_NL__2PRFIN20051203_024157_00000392043_00061_19654_8972.N1	03-DEC-2005 02:41:57	Dark	38.500	29	Bet Car	1.6720	10200.	77	19654	No
39	GOM_NL__2PRFIN20051203_030315_00000452043_00061_19654_8973.N1	03-DEC-2005 03:03:15	Straylight	44.500	165	34Gam Eri	2.9500	3200.0	89	19654	No
40	GOM_NL__2PRFIN20051203_030837_00000462043_00061_19654_8974.N1	03-DEC-2005 03:08:37	Tw_i_and_stray	45.500	94	92Alp Cet	2.5260	3100.0	91	19654	No
41	GOM_NL__2PRFIN20051203_031434_00000382043_00061_19654_8975.N1	03-DEC-2005 03:14:34	Bright	37.500	50	13Alp Ari	2.0070	4250.0	75	19654	No
42	GOM_NL__2PRFIN20051203_031739_00000342043_00061_19654_8976.N1	03-DEC-2005 03:17:39	Bright	34.000	173	4Bet Tri	3.0040	8900.0	68	19654	No

43	GOM_NL__2PRFIN20051203_031857_000000372043_00061_19654_8977.N1	03-DEC-2005 03:18:57	Bright	36.500	79	26Bet Per	2.3100	13100.	73	19654	No
44	GOM_NL__2PRFIN20051203_032132_000000392043_00061_19654_8978.N1	03-DEC-2005 03:21:32	Bright	39.000	35	33Alp Per	1.7950	6250.0	78	19654	No
45	GOM_NL__2PRFIN20051203_032457_000000352043_00061_19654_8979.N1	03-DEC-2005 03:24:57	Bright	34.500	110	37Del Cas	2.6780	8900.0	69	19654	No
46	GOM_NL__2PRFIN20051203_033234_000000332043_00061_19654_8980.N1	03-DEC-2005 03:32:34	Bright	32.500	49	1Alp UMi	1.9900	6300.0	65	19654	No
47	GOM_NL__2PRFIN20051203_033716_000000382043_00061_19654_8981.N1	03-DEC-2005 03:37:16	Bright	37.500	60	7Bet UMi	2.0810	3950.0	75	19654	No
48	GOM_NL__2PRFIN20051203_033959_000000372043_00061_19654_8982.N1	03-DEC-2005 03:39:59	Bright	36.500	119	14Eta Dra	2.7270	4700.0	73	19654	No
49	GOM_NL__2PRFIN20051203_034730_000000362043_00061_19654_8983.N1	03-DEC-2005 03:47:30	Bright	35.500	180	27Gam Boo	3.0400	8000.0	71	19654	No
50	GOM_NL__2PRFIN20051203_035032_000000342043_00061_19654_8984.N1	03-DEC-2005 03:50:32	Bright	34.000	83		2.3780	11000.	68	19654	No
51	GOM_NL__2PRFIN20051203_035304_000000342043_00061_19654_8985.N1	03-DEC-2005 03:53:04	Bright	34.000	3	16Alp Boo	-0.050000	4250.0	68	19654	No
52	GOM_NL__2PRFIN20051203_040233_000000472043_00061_19654_8986.N1	03-DEC-2005 04:02:33	Bright	47.000	15	67Alp Vir	0.97600	28000.	94	19654	No
53	GOM_NL__2PRFIN20051203_040558_000000402043_00061_19654_8987.N1	03-DEC-2005 04:05:58	Tw_i_and_stray	40.000	169	46Gam Hya	2.9910	4700.0	80	19654	No
54	GOM_NL__2PRFIN20051203_040927_000000402043_00061_19654_8988.N1	03-DEC-2005 04:09:27	Dark	39.500	123	1ot Cen	2.7500	10200.	79	19654	No
55	GOM_NL__2PRFIN20051203_041133_000000392043_00061_19654_8989.N1	03-DEC-2005 04:11:33	Dark	38.500	95	Zet Cen	2.5450	26000.	77	19654	No
56	GOM_NL__2PRFIN20051203_041329_000000382043_00061_19654_8990.N1	03-DEC-2005 04:13:29	Dark	38.000	64	Gam Cen	2.2000	10600.	76	19654	No
57	GOM_NL__2PRFIN20051203_041550_000000452043_00061_19654_8991.N1	03-DEC-2005 04:15:50	Dark	45.000	20	Bet Cru	1.2530	30000.	90	19654	No
58	GOM_NL__2PRFIN20051203_041701_000000392043_00062_19655_8971.N1	03-DEC-2005 04:17:01	Dark	39.000	12	Alp1Cru	0.77500	30000.	78	19655	No
59	GOM_NL__2PRFIN20051203_042233_000000372043_00062_19655_8972.N1	03-DEC-2005 04:22:33	Dark	37.000	29	Bet Car	1.6720	10200.	74	19655	No
60	GOM_NL__2PRFIN20051203_044351_000000442043_00062_19655_8973.N1	03-DEC-2005 04:43:51	Straylight	44.000	165	34Gam Eri	2.9500	3200.0	88	19655	No
61	GOM_NL__2PRFIN20051203_044913_000000472043_00062_19655_8974.N1	03-DEC-2005 04:49:13	Tw_i_and_stray	46.500	94	92Alp Cet	2.5260	3100.0	93	19655	No
62	GOM_NL__2PRFIN20051203_045510_000000382043_00062_19655_8975.N1	03-DEC-2005 04:55:10	Bright	38.000	50	13Alp Ari	2.0070	4250.0	76	19655	No
63	GOM_NL__2PRFIN20051203_045815_000000352043_00062_19655_8976.N1	03-DEC-2005 04:58:15	Bright	35.000	173	4Bet Tri	3.0040	8900.0	70	19655	No
64	GOM_NL__2PRFIN20051203_045933_000000372043_00062_19655_8977.N1	03-DEC-2005 04:59:33	Bright	36.500	79	26Bet Per	2.3100	13100.	73	19655	No
65	GOM_NL__2PRFIN20051203_050207_000000362043_00062_19655_8978.N1	03-DEC-2005 05:02:07	Bright	36.000	35	33Alp Per	1.7950	6250.0	72	19655	No
66	GOM_NL__2PRFIN20051203_050533_000000352043_00062_19655_8979.N1	03-DEC-2005 05:05:33	Bright	35.000	110	37Del Cas	2.6780	8900.0	70	19655	No
67	GOM_NL__2PRFIN20051203_051310_000000372043_00062_19655_8980.N1	03-DEC-2005 05:13:10	Bright	37.000	49	1Alp UMi	1.9900	6300.0	74	19655	No
68	GOM_NL__2PRFIN20051203_051752_000000362043_00062_19655_8981.N1	03-DEC-2005 05:17:52	Bright	35.500	60	7Bet UMi	2.0810	3950.0	71	19655	No
69	GOM_NL__2PRFIN20051203_052035_000000352043_00062_19655_8982.N1	03-DEC-2005 05:20:35	Bright	34.500	119	14Eta Dra	2.7270	4700.0	69	19655	No
70	GOM_NL__2PRFIN20051203_052806_000000362043_00062_19655_8983.N1	03-DEC-2005 05:28:06	Bright	35.500	180	27Gam Boo	3.0400	8000.0	71	19655	No
71	GOM_NL__2PRFIN20051203_053108_000000342043_00062_19655_8984.N1	03-DEC-2005 05:31:08	Bright	33.500	83		2.3780	11000.	67	19655	No
72	GOM_NL__2PRFIN20051203_053340_000000342043_00062_19655_8985.N1	03-DEC-2005 05:33:40	Bright	34.000	3	16Alp Boo	-0.050000	4250.0	68	19655	No
73	GOM_NL__2PRFIN20051203_054309_000000422043_00062_19655_8986.N1	03-DEC-2005 05:43:09	Bright	41.500	15	67Alp Vir	0.97600	28000.	83	19655	No
74	GOM_NL__2PRFIN20051203_054635_000000432043_00062_19655_8987.N1	03-DEC-2005 05:46:35	Tw_i_and_stray	43.000	169	46Gam Hya	2.9910	4700.0	86	19655	No
75	GOM_NL__2PRFIN20051203_055003_000000392043_00062_19655_8988.N1	03-DEC-2005 05:50:03	Dark	38.500	123	1ot Cen	2.7500	10200.	77	19655	No
76	GOM_NL__2PRFIN20051203_055209_000000382043_00062_19655_8989.N1	03-DEC-2005 05:52:09	Dark	38.000	95	Zet Cen	2.5450	26000.	76	19655	No
77	GOM_NL__2PRFIN20051203_055406_000000412043_00062_19655_8990.N1	03-DEC-2005 05:54:06	Dark	40.500	64	Gam Cen	2.2000	10600.	81	19655	No
78	GOM_NL__2PRFIN20051203_055626_000000412043_00062_19655_8991.N1	03-DEC-2005 05:56:26	Dark	40.500	20	Bet Cru	1.2530	30000.	81	19655	No
79	GOM_NL__2PRFIN20051203_055737_000000492043_00063_19656_8971.N1	03-DEC-2005 05:57:37	Dark	49.000	12	Alp1Cru	0.77500	30000.	98	19656	No
80	GOM_NL__2PRFIN20051203_060310_000000392043_00063_19656_8972.N1	03-DEC-2005 06:03:10	Dark	39.000	29	Bet Car	1.6720	10200.	78	19656	No
81	GOM_NL__2PRFIN20051203_062427_000000442043_00063_19656_8973.N1	03-DEC-2005 06:24:27	Straylight	43.500	165	34Gam Eri	2.9500	3200.0	87	19656	No
82	GOM_NL__2PRFIN20051203_062949_000000432043_00063_19656_8974.N1	03-DEC-2005 06:29:49	Tw_i_and_stray	42.500	94	92Alp Cet	2.5260	3100.0	85	19656	No
83	GOM_NL__2PRFIN20051203_063547_000000392043_00063_19656_8975.N1	03-DEC-2005 06:35:47	Bright	39.000	50	13Alp Ari	2.0070	4250.0	78	19656	No
84	GOM_NL__2PRFIN20051203_063852_000000362043_00063_19656_8976.N1	03-DEC-2005 06:38:52	Bright	36.000	173	4Bet Tri	3.0040	8900.0	72	19656	No
85	GOM_NL__2PRFIN20051203_064009_000000362043_00063_19656_8977.N1	03-DEC-2005 06:40:09	Bright	36.000	79	26Bet Per	2.3100	13100.	72	19656	No
86	GOM_NL__2PRFIN20051203_064243_000000382043_00063_19656_8978.N1	03-DEC-2005 06:42:43	Bright	37.500	35	33Alp Per	1.7950	6250.0	75	19656	No
87	GOM_NL__2PRFIN20051203_064610_000000362043_00063_19656_8979.N1	03-DEC-2005 06:46:10	Bright	36.000	110	37Del Cas	2.6780	8900.0	72	19656	No
88	GOM_NL__2PRFIN20051203_065346_000000372043_00063_19656_8980.N1	03-DEC-2005 06:53:46	Bright	36.500	49	1Alp UMi	1.9900	6300.0	73	19656	No
89	GOM_NL__2PRFIN20051203_065828_000000362043_00063_19656_8981.N1	03-DEC-2005 06:58:28	Bright	35.500	60	7Bet UMi	2.0810	3950.0	71	19656	No
90	GOM_NL__2PRFIN20051203_070111_000000352043_00063_19656_8982.N1	03-DEC-2005 07:01:11	Bright	34.500	119	14Eta Dra	2.7270	4700.0	69	19656	No
91	GOM_NL__2PRFIN20051203_070842_000000382043_00063_19656_8983.N1	03-DEC-2005 07:08:42	Bright	38.000	180	27Gam Boo	3.0400	8000.0	76	19656	No
92	GOM_NL__2PRFIN20051203_071144_000000342043_00063_19656_8984.N1	03-DEC-2005 07:11:44	Bright	34.000	83		2.3780	11000.	68	19656	No
93	GOM_NL__2PRFIN20051203_071416_000000352043_00063_19656_8985.N1	03-DEC-2005 07:14:16	Bright	34.500	3	16Alp Boo	-0.050000	4250.0	69	19656	No
94	GOM_NL__2PRFIN20051203_072346_000000552043_00063_19656_8986.N1	03-DEC-2005 07:23:46	Bright	55.000	15	67Alp Vir	0.97600	28000.	110	19656	No
95	GOM_NL__2PRFIN20051203_072711_000000442043_00063_19656_8987.N1	03-DEC-2005 07:27:11	Tw_i_and_stray	44.000	169	46Gam Hya	2.9910	4700.0	88	19656	No
96	GOM_NL__2PRFIN20051203_073040_000000392043_00063_19656_8988.N1	03-DEC-2005 07:30:40	Dark	38.500	123	1ot Cen	2.7500	10200.	77	19656	No
97	GOM_NL__2PRFIN20051203_073245_000000372043_00063_19656_8989.N1	03-DEC-2005 07:32:45	Dark	36.500	95	Zet Cen	2.5450	26000.	73	19656	No
98	GOM_NL__2PRFIN20051203_073442_000000422043_00063_19656_8990.N1	03-DEC-2005 07:34:42	Dark	41.500	64	Gam Cen	2.2000	10600.	83	19656	No
99	GOM_NL__2PRFIN20051203_073702_000000402043_00063_19656_8991.N1	03-DEC-2005 07:37:02	Dark	40.000	20	Bet Cru	1.2530	30000.	80	19656	No
100	GOM_NL__2PRFIN20051203_073813_000000402043_00064_19657_8971.N1	03-DEC-2005 07:38:13	Dark	39.500	12	Alp1Cru	0.77500	30000.	79	19657	No
101	GOM_NL__2PRFIN20051203_074346_000000392043_00064_19657_8972.N1	03-DEC-2005 07:43:46	Dark	39.000	29	Bet Car	1.6720	10200.	78	19657	No

102	GOM_NL__2PRFIN20051203_080503_000000452043_00064_19657_8973.N1	03-DEC-2005 08:05:03	Straylight	45.000	165	34Gam Eri	2.9500	3200.0	90	19657	No
103	GOM_NL__2PRFIN20051203_081025_000000472043_00064_19657_8974.N1	03-DEC-2005 08:10:25	Tw_i_and_stray	47.000	94	92Alp Cet	2.5260	3100.0	94	19657	No
104	GOM_NL__2PRFIN20051203_081623_000000392043_00064_19657_8975.N1	03-DEC-2005 08:16:23	Bright	38.500	50	13Alp Ari	2.0070	4250.0	77	19657	No
105	GOM_NL__2PRFIN20051203_081928_000000362043_00064_19657_8976.N1	03-DEC-2005 08:19:28	Bright	35.500	173	4Bet Tri	3.0040	8900.0	71	19657	No
106	GOM_NL__2PRFIN20051203_082045_000000362043_00064_19657_8977.N1	03-DEC-2005 08:20:45	Bright	36.000	79	26Bet Per	2.3100	13100.	72	19657	No
107	GOM_NL__2PRFIN20051203_082319_000000362043_00064_19657_8978.N1	03-DEC-2005 08:23:19	Bright	36.000	35	33Alp Per	1.7950	6250.0	72	19657	No
108	GOM_NL__2PRFIN20051203_082646_000000352043_00064_19657_8979.N1	03-DEC-2005 08:26:46	Bright	34.500	110	37Del Cas	2.6780	8900.0	69	19657	No
109	GOM_NL__2PRFIN20051203_083422_000000372043_00064_19657_8980.N1	03-DEC-2005 08:34:22	Bright	36.500	49	1Alp UMi	1.9900	6300.0	73	19657	No
110	GOM_NL__2PRFIN20051203_083904_000000352043_00064_19657_8981.N1	03-DEC-2005 08:39:04	Bright	35.000	60	7Bet UMi	2.0810	3950.0	70	19657	No
111	GOM_NL__2PRFIN20051203_084147_000000362043_00064_19657_8982.N1	03-DEC-2005 08:41:47	Bright	36.000	119	14Eta Dra	2.7270	4700.0	72	19657	No
112	GOM_NL__2PRFIN20051203_084918_000000522043_00064_19657_8983.N1	03-DEC-2005 08:49:18	Bright	52.000	180	27Gam Boo	3.0400	8000.0	104	19657	No
113	GOM_NL__2PRFIN20051203_085220_000000342043_00064_19657_8984.N1	03-DEC-2005 08:52:20	Bright	33.500	83		2.3780	11000.	67	19657	No
114	GOM_NL__2PRFIN20051203_085452_000000352043_00064_19657_8985.N1	03-DEC-2005 08:54:52	Bright	34.500	3	16Alp Boo	-0.050000	4250.0	69	19657	No
115	GOM_NL__2PRFIN20051203_090422_000000382043_00064_19657_8986.N1	03-DEC-2005 09:04:22	Bright	38.000	15	67Alp Vir	0.97600	28000.	76	19657	No
116	GOM_NL__2PRFIN20051203_090748_000000422043_00064_19657_8987.N1	03-DEC-2005 09:07:48	Tw_i_and_stray	42.000	169	46Gam Hya	2.9910	4700.0	84	19657	No
117	GOM_NL__2PRFIN20051203_091116_000000402043_00064_19657_8988.N1	03-DEC-2005 09:11:16	Dark	39.500	123	1ot Cen	2.7500	10200.	79	19657	No
118	GOM_NL__2PRFIN20051203_091321_000000372043_00064_19657_8989.N1	03-DEC-2005 09:13:21	Dark	37.000	95	Zet Cen	2.5450	26000.	74	19657	No
119	GOM_NL__2PRFIN20051203_091519_000000382043_00064_19657_8990.N1	03-DEC-2005 09:15:19	Dark	38.000	64	Gam Cen	2.2000	10600.	76	19657	No
120	GOM_NL__2PRFIN20051203_091738_000000392043_00064_19657_8991.N1	03-DEC-2005 09:17:38	Dark	39.000	20	Bet Cru	1.2530	30000.	78	19657	No
121	GOM_NL__2PRFIN20051203_091850_000000392043_00065_19658_8971.N1	03-DEC-2005 09:18:50	Dark	38.500	12	Alp1Cru	0.77500	30000.	77	19658	No
122	GOM_NL__2PRFIN20051203_092422_000000382043_00065_19658_8972.N1	03-DEC-2005 09:24:22	Dark	37.500	29	Bet Car	1.6720	10200.	75	19658	No
123	GOM_NL__2PRFIN20051203_094539_000000432043_00065_19658_8973.N1	03-DEC-2005 09:45:39	Straylight	43.000	165	34Gam Eri	2.9500	3200.0	86	19658	No
124	GOM_NL__2PRFIN20051203_095101_000000462043_00065_19658_8974.N1	03-DEC-2005 09:51:01	Tw_i_and_stray	45.500	94	92Alp Cet	2.5260	3100.0	91	19658	No
125	GOM_NL__2PRFIN20051203_095659_000000392043_00065_19658_8975.N1	03-DEC-2005 09:56:59	Bright	39.000	50	13Alp Ari	2.0070	4250.0	78	19658	No
126	GOM_NL__2PRFIN20051203_100004_000000352043_00065_19658_8976.N1	03-DEC-2005 10:00:04	Bright	35.000	173	4Bet Tri	3.0040	8900.0	70	19658	No
127	GOM_NL__2PRFIN20051203_100121_000000362043_00065_19658_8977.N1	03-DEC-2005 10:01:21	Bright	36.000	79	26Bet Per	2.3100	13100.	72	19658	No
128	GOM_NL__2PRFIN20051203_100355_000000382043_00065_19658_8978.N1	03-DEC-2005 10:03:55	Bright	37.500	35	33Alp Per	1.7950	6250.0	75	19658	No
129	GOM_NL__2PRFIN20051203_100722_000000362043_00065_19658_8979.N1	03-DEC-2005 10:07:22	Bright	35.500	110	37Del Cas	2.6780	8900.0	71	19658	No
130	GOM_NL__2PRFIN20051203_101458_000000362043_00065_19658_8980.N1	03-DEC-2005 10:14:58	Bright	35.500	49	1Alp UMi	1.9900	6300.0	71	19658	No
131	GOM_NL__2PRFIN20051203_101939_000000382043_00065_19658_8981.N1	03-DEC-2005 10:19:39	Bright	38.000	60	7Bet UMi	2.0810	3950.0	76	19658	No
132	GOM_NL__2PRFIN20051203_102223_000000432043_00065_19658_8982.N1	03-DEC-2005 10:22:23	Bright	43.000	119	14Eta Dra	2.7270	4700.0	86	19658	No
133	GOM_NL__2PRFIN20051203_102954_000000382043_00065_19658_8983.N1	03-DEC-2005 10:29:54	Bright	38.000	180	27Gam Boo	3.0400	8000.0	76	19658	No
134	GOM_NL__2PRFIN20051203_103256_000000342043_00065_19658_8984.N1	03-DEC-2005 10:32:56	Bright	33.500	83		2.3780	11000.	67	19658	No
135	GOM_NL__2PRFIN20051203_103528_000000352043_00065_19658_8985.N1	03-DEC-2005 10:35:28	Bright	34.500	3	16Alp Boo	-0.050000	4250.0	69	19658	No
136	GOM_NL__2PRFIN20051203_104458_000000402043_00065_19658_8986.N1	03-DEC-2005 10:44:58	Bright	39.500	15	67Alp Vir	0.97600	28000.	79	19658	No
137	GOM_NL__2PRFIN20051203_104824_000000432043_00065_19658_8987.N1	03-DEC-2005 10:48:24	Tw_i_and_stray	42.500	169	46Gam Hya	2.9910	4700.0	85	19658	No
138	GOM_NL__2PRFIN20051203_105152_000000402043_00065_19658_8988.N1	03-DEC-2005 10:51:52	Dark	39.500	123	1ot Cen	2.7500	10200.	79	19658	No
139	GOM_NL__2PRFIN20051203_105357_000000372043_00065_19658_8989.N1	03-DEC-2005 10:53:57	Dark	36.500	95	Zet Cen	2.5450	26000.	73	19658	No
140	GOM_NL__2PRFIN20051203_105555_000000392043_00065_19658_8990.N1	03-DEC-2005 10:55:55	Dark	38.500	64	Gam Cen	2.2000	10600.	77	19658	No
141	GOM_NL__2PRFIN20051203_105815_000000392043_00065_19658_8991.N1	03-DEC-2005 10:58:15	Dark	39.000	20	Bet Cru	1.2530	30000.	78	19658	No
142	GOM_NL__2PRFIN20051203_105926_000000402043_00066_19659_8971.N1	03-DEC-2005 10:59:26	Dark	40.000	12	Alp1Cru	0.77500	30000.	80	19659	No
143	GOM_NL__2PRFIN20051203_110459_000000372043_00066_19659_8972.N1	03-DEC-2005 11:04:59	Dark	36.500	29	Bet Car	1.6720	10200.	73	19659	No
144	GOM_NL__2PRFIN20051203_112616_000000412043_00066_19659_8973.N1	03-DEC-2005 11:26:16	Straylight	40.500	165	34Gam Eri	2.9500	3200.0	81	19659	No
145	GOM_NL__2PRFIN20051203_113137_000000492043_00066_19659_8974.N1	03-DEC-2005 11:31:37	Tw_i_and_stray	48.500	94	92Alp Cet	2.5260	3100.0	97	19659	No
146	GOM_NL__2PRFIN20051203_113735_000000382043_00066_19659_8975.N1	03-DEC-2005 11:37:35	Bright	38.000	50	13Alp Ari	2.0070	4250.0	76	19659	No
147	GOM_NL__2PRFIN20051203_114040_000000362043_00066_19659_8976.N1	03-DEC-2005 11:40:40	Bright	36.000	173	4Bet Tri	3.0040	8900.0	72	19659	No
148	GOM_NL__2PRFIN20051203_114156_000000372043_00066_19659_8977.N1	03-DEC-2005 11:41:56	Bright	37.000	79	26Bet Per	2.3100	13100.	74	19659	No
149	GOM_NL__2PRFIN20051203_114431_000000362043_00066_19659_8978.N1	03-DEC-2005 11:44:31	Bright	36.000	35	33Alp Per	1.7950	6250.0	72	19659	No
150	GOM_NL__2PRFIN20051203_114758_000000352043_00066_19659_8979.N1	03-DEC-2005 11:47:58	Bright	34.500	110	37Del Cas	2.6780	8900.0	69	19659	No
151	GOM_NL__2PRFIN20051203_115534_000000362043_00066_19659_8980.N1	03-DEC-2005 11:55:34	Bright	35.500	49	1Alp UMi	1.9900	6300.0	71	19659	No
152	GOM_NL__2PRFIN20051203_120015_000000362043_00066_19659_8981.N1	03-DEC-2005 12:00:15	Bright	35.500	60	7Bet UMi	2.0810	3950.0	71	19659	No
153	GOM_NL__2PRFIN20051203_120259_000000332043_00066_19659_8982.N1	03-DEC-2005 12:02:59	Bright	33.000	119	14Eta Dra	2.7270	4700.0	66	19659	No
154	GOM_NL__2PRFIN20051203_121030_000000352043_00066_19659_8983.N1	03-DEC-2005 12:10:30	Bright	34.500	180	27Gam Boo	3.0400	8000.0	69	19659	No
155	GOM_NL__2PRFIN20051203_121332_000000352043_00066_19659_8984.N1	03-DEC-2005 12:13:32	Bright	34.500	83		2.3780	11000.	69	19659	No
156	GOM_NL__2PRFIN20051203_121604_000000362043_00066_19659_8985.N1	03-DEC-2005 12:16:04	Bright	35.500	3	16Alp Boo	-0.050000	4250.0	71	19659	No
157	GOM_NL__2PRFIN20051203_122535_000000412043_00066_19659_8986.N1	03-DEC-2005 12:25:35	Bright	41.000	15	67Alp Vir	0.97600	28000.	82	19659	No
158	GOM_NL__2PRFIN20051203_122900_000000432043_00066_19659_8987.N1	03-DEC-2005 12:29:00	Tw_i_and_stray	42.500	169	46Gam Hya	2.9910	4700.0	85	19659	No
159	GOM_NL__2PRFIN20051203_123229_000000392043_00066_19659_8988.N1	03-DEC-2005 12:32:29	Dark	38.500	123	1ot Cen	2.7500	10200.	77	19659	No
160	GOM_NL__2PRFIN20051203_123433_000000392043_00066_19659_8989.N1	03-DEC-2005 12:34:33	Dark	38.500	95	Zet Cen	2.5450	26000.	77	19659	No



161	GOM_NL__2PRFIN20051203_123631_000000452043_00066_19659_8990.N1	03-DEC-2005 12:36:31	Dark	44.500	64	Gam Cen	2.2000	10600.	89	19659	No
162	GOM_NL__2PRFIN20051203_123851_000000382043_00066_19659_8991.N1	03-DEC-2005 12:38:51	Dark	37.500	20	Bet Cru	1.2530	30000.	75	19659	No
163	GOM_NL__2PRFIN20051203_124002_000000482043_00067_19660_8971.N1	03-DEC-2005 12:40:02	Dark	48.000	12	Alp1Cru	0.77500	30000.	96	19660	No
164	GOM_NL__2PRFIN20051203_124535_000000382043_00067_19660_8972.N1	03-DEC-2005 12:45:35	Dark	37.500	29	Bet Car	1.6720	10200.	75	19660	No
165	GOM_NL__2PRFIN20051203_130651_000000462043_00067_19660_8973.N1	03-DEC-2005 13:06:51	Straylight	46.000	165	34Gam Eri	2.9500	3200.0	92	19660	No
166	GOM_NL__2PRFIN20051203_131213_000000452043_00067_19660_8974.N1	03-DEC-2005 13:12:13	Tw_i_and_stray	45.000	94	92Alp Cet	2.5260	3100.0	90	19660	No
167	GOM_NL__2PRFIN20051203_131811_000000402043_00067_19660_8975.N1	03-DEC-2005 13:18:11	Bright	39.500	50	13Alp Ari	2.0070	4250.0	79	19660	No
168	GOM_NL__2PRFIN20051203_132116_000000352043_00067_19660_8976.N1	03-DEC-2005 13:21:16	Bright	34.500	173	4Bet Tri	3.0040	8900.0	69	19660	No
169	GOM_NL__2PRFIN20051203_132319_000000352043_00067_19660_8977.N1	03-DEC-2005 13:23:19	Bright	35.000	73	57Gam1And	2.2600	13100.	70	19660	No
170	GOM_NL__2PRFIN20051203_132507_000000372043_00067_19660_8978.N1	03-DEC-2005 13:25:07	Bright	37.000	35	33Alp Per	1.7950	6250.0	74	19660	No
171	GOM_NL__2PRFIN20051203_132834_000000352043_00067_19660_8979.N1	03-DEC-2005 13:28:34	Bright	35.000	110	37Del Cas	2.6780	8900.0	70	19660	No
172	GOM_NL__2PRFIN20051203_133610_000000332043_00067_19660_8980.N1	03-DEC-2005 13:36:10	Bright	32.500	49	1Alp UMi	1.9900	6300.0	65	19660	No
173	GOM_NL__2PRFIN20051203_134051_000000342043_00067_19660_8981.N1	03-DEC-2005 13:40:51	Bright	33.500	60	7Bet UMi	2.0810	3950.0	67	19660	No
174	GOM_NL__2PRFIN20051203_134335_000000362043_00067_19660_8982.N1	03-DEC-2005 13:43:35	Bright	35.500	119	14Eta Dra	2.7270	4700.0	71	19660	No
175	GOM_NL__2PRFIN20051203_135106_000000352043_00067_19660_8983.N1	03-DEC-2005 13:51:06	Bright	34.500	180	27Gam Boo	3.0400	8000.0	69	19660	No
176	GOM_NL__2PRFIN20051203_135408_000000352043_00067_19660_8984.N1	03-DEC-2005 13:54:08	Bright	34.500	83		2.3780	11000.	69	19660	No
177	GOM_NL__2PRFIN20051203_135641_000000382043_00067_19660_8985.N1	03-DEC-2005 13:56:41	Bright	37.500	3	16Alp Boo	-0.050000	4250.0	75	19660	No
178	GOM_NL__2PRFIN20051203_140611_000000392043_00067_19660_8986.N1	03-DEC-2005 14:06:11	Bright	38.500	15	67Alp Vir	0.97600	28000.	77	19660	No
179	GOM_NL__2PRFIN20051203_140937_000000422043_00067_19660_8987.N1	03-DEC-2005 14:09:37	Tw_i_and_stray	42.000	169	46Gam Hya	2.9910	4700.0	84	19660	No
180	GOM_NL__2PRFIN20051203_141305_000000392043_00067_19660_8988.N1	03-DEC-2005 14:13:05	Dark	38.500	123	lot Cen	2.7500	10200.	77	19660	No
181	GOM_NL__2PRFIN20051203_141510_000000392043_00067_19660_8989.N1	03-DEC-2005 14:15:10	Dark	38.500	95	Zet Cen	2.5450	26000.	77	19660	No
182	GOM_NL__2PRFIN20051203_141708_000000382043_00067_19660_8990.N1	03-DEC-2005 14:17:08	Dark	38.000	64	Gam Cen	2.2000	10600.	76	19660	No
183	GOM_NL__2PRFIN20051203_141927_000000462043_00067_19660_8991.N1	03-DEC-2005 14:19:27	Dark	46.000	20	Bet Cru	1.2530	30000.	92	19660	No
184	GOM_NL__2PRFIN20051203_142038_000000392043_00068_19661_9034.N1	03-DEC-2005 14:20:38	Dark	38.500	12	Alp1Cru	0.77500	30000.	77	19661	No
185	GOM_NL__2PRFIN20051203_142611_000000392043_00068_19661_9035.N1	03-DEC-2005 14:26:11	Dark	38.500	29	Bet Car	1.6720	10200.	77	19661	No
186	GOM_NL__2PRFIN20051203_144728_000000442043_00068_19661_9036.N1	03-DEC-2005 14:47:28	Straylight	44.000	165	34Gam Eri	2.9500	3200.0	88	19661	No
187	GOM_NL__2PRFIN20051203_145249_000000442043_00068_19661_9037.N1	03-DEC-2005 14:52:49	Tw_i_and_stray	43.500	94	92Alp Cet	2.5260	3100.0	87	19661	No
188	GOM_NL__2PRFIN20051203_145847_000000392043_00068_19661_9038.N1	03-DEC-2005 14:58:47	Bright	38.500	50	13Alp Ari	2.0070	4250.0	77	19661	No
189	GOM_NL__2PRFIN20051203_150152_000000352043_00068_19661_9039.N1	03-DEC-2005 15:01:52	Bright	35.000	173	4Bet Tri	3.0040	8900.0	70	19661	No
190	GOM_NL__2PRFIN20051203_150356_000000372043_00068_19661_9040.N1	03-DEC-2005 15:03:56	Bright	36.500	73	57Gam1And	2.2600	13100.	73	19661	No
191	GOM_NL__2PRFIN20051203_150542_000000372043_00068_19661_9041.N1	03-DEC-2005 15:05:42	Bright	37.000	35	33Alp Per	1.7950	6250.0	74	19661	No
192	GOM_NL__2PRFIN20051203_150910_000000352043_00068_19661_9042.N1	03-DEC-2005 15:09:10	Bright	34.500	110	37Del Cas	2.6780	8900.0	69	19661	No
193	GOM_NL__2PRFIN20051203_151646_000000352043_00068_19661_9043.N1	03-DEC-2005 15:16:46	Bright	35.000	49	1Alp UMi	1.9900	6300.0	70	19661	No
194	GOM_NL__2PRFIN20051203_152127_000000342043_00068_19661_9044.N1	03-DEC-2005 15:21:27	Bright	34.000	60	7Bet UMi	2.0810	3950.0	68	19661	No
195	GOM_NL__2PRFIN20051203_152412_000000372043_00068_19661_9045.N1	03-DEC-2005 15:24:12	Bright	37.000	119	14Eta Dra	2.7270	4700.0	74	19661	No
196	GOM_NL__2PRFIN20051203_153142_000000342043_00068_19661_9046.N1	03-DEC-2005 15:31:42	Bright	34.000	180	27Gam Boo	3.0400	8000.0	68	19661	No
197	GOM_NL__2PRFIN20051203_153444_000000342043_00068_19661_9047.N1	03-DEC-2005 15:34:44	Bright	34.000	83		2.3780	11000.	68	19661	No
198	GOM_NL__2PRFIN20051203_153717_000000342043_00068_19661_9048.N1	03-DEC-2005 15:37:17	Bright	33.500	3	16Alp Boo	-0.050000	4250.0	67	19661	No
199	GOM_NL__2PRFIN20051203_154648_000000402043_00068_19661_9049.N1	03-DEC-2005 15:46:48	Bright	40.000	15	67Alp Vir	0.97600	28000.	80	19661	No
200	GOM_NL__2PRFIN20051203_155013_000000412043_00068_19661_9050.N1	03-DEC-2005 15:50:13	Tw_i_and_stray	41.000	169	46Gam Hya	2.9910	4700.0	82	19661	No
201	GOM_NL__2PRFIN20051203_155341_000000402043_00068_19661_9051.N1	03-DEC-2005 15:53:41	Dark	40.000	123	lot Cen	2.7500	10200.	80	19661	No
202	GOM_NL__2PRFIN20051203_155546_000000362043_00068_19661_9052.N1	03-DEC-2005 15:55:46	Dark	35.500	95	Zet Cen	2.5450	26000.	71	19661	No
203	GOM_NL__2PRFIN20051203_155744_000000432043_00068_19661_9053.N1	03-DEC-2005 15:57:44	Dark	42.500	64	Gam Cen	2.2000	10600.	85	19661	No
204	GOM_NL__2PRFIN20051203_160003_000000442043_00068_19661_9054.N1	03-DEC-2005 16:00:03	Dark	44.000	20	Bet Cru	1.2530	30000.	88	19661	No
205	GOM_NL__2PRFIN20051203_160115_000000412043_00069_19662_9034.N1	03-DEC-2005 16:01:15	Dark	40.500	12	Alp1Cru	0.77500	30000.	81	19662	No
206	GOM_NL__2PRFIN20051203_160648_000000392043_00069_19662_9035.N1	03-DEC-2005 16:06:48	Dark	38.500	29	Bet Car	1.6720	10200.	77	19662	No
207	GOM_NL__2PRFIN20051203_162804_000000452043_00069_19662_9036.N1	03-DEC-2005 16:28:04	Straylight	45.000	165	34Gam Eri	2.9500	3200.0	90	19662	No
208	GOM_NL__2PRFIN20051203_163325_000000482043_00069_19662_9037.N1	03-DEC-2005 16:33:25	Tw_i_and_stray	47.500	94	92Alp Cet	2.5260	3100.0	95	19662	No
209	GOM_NL__2PRFIN20051203_163924_000000382043_00069_19662_9038.N1	03-DEC-2005 16:39:24	Bright	38.000	50	13Alp Ari	2.0070	4250.0	76	19662	No
210	GOM_NL__2PRFIN20051203_164229_000000352043_00069_19662_9039.N1	03-DEC-2005 16:42:29	Bright	35.000	173	4Bet Tri	3.0040	8900.0	70	19662	No
211	GOM_NL__2PRFIN20051203_164432_000000352043_00069_19662_9040.N1	03-DEC-2005 16:44:32	Bright	35.000	73	57Gam1And	2.2600	13100.	70	19662	No
212	GOM_NL__2PRFIN20051203_164618_000000362043_00069_19662_9041.N1	03-DEC-2005 16:46:18	Bright	36.000	35	33Alp Per	1.7950	6250.0	72	19662	No
213	GOM_NL__2PRFIN20051203_164947_000000342043_00069_19662_9042.N1	03-DEC-2005 16:49:47	Bright	34.000	110	37Del Cas	2.6780	8900.0	68	19662	No
214	GOM_NL__2PRFIN20051203_165722_000000372043_00069_19662_9043.N1	03-DEC-2005 16:57:22	Bright	36.500	49	1Alp UMi	1.9900	6300.0	73	19662	No
215	GOM_NL__2PRFIN20051203_170203_000000362043_00069_19662_9044.N1	03-DEC-2005 17:02:03	Bright	36.000	60	7Bet UMi	2.0810	3950.0	72	19662	No
216	GOM_NL__2PRFIN20051203_170448_000000372043_00069_19662_9045.N1	03-DEC-2005 17:04:48	Bright	37.000	119	14Eta Dra	2.7270	4700.0	74	19662	No
217	GOM_NL__2PRFIN20051203_171218_000000522043_00069_19662_9046.N1	03-DEC-2005 17:12:18	Bright	52.000	180	27Gam Boo	3.0400	8000.0	104	19662	No
218	GOM_NL__2PRFIN20051203_171520_000000352043_00069_19662_9047.N1	03-DEC-2005 17:15:20	Bright	34.500	83		2.3780	11000.	69	19662	No
219	GOM_NL__2PRFIN20051203_171753_000000342043_00069_19662_9048.N1	03-DEC-2005 17:17:53	Bright	34.000	3	16Alp Boo	-0.050000	4250.0	68	19662	No

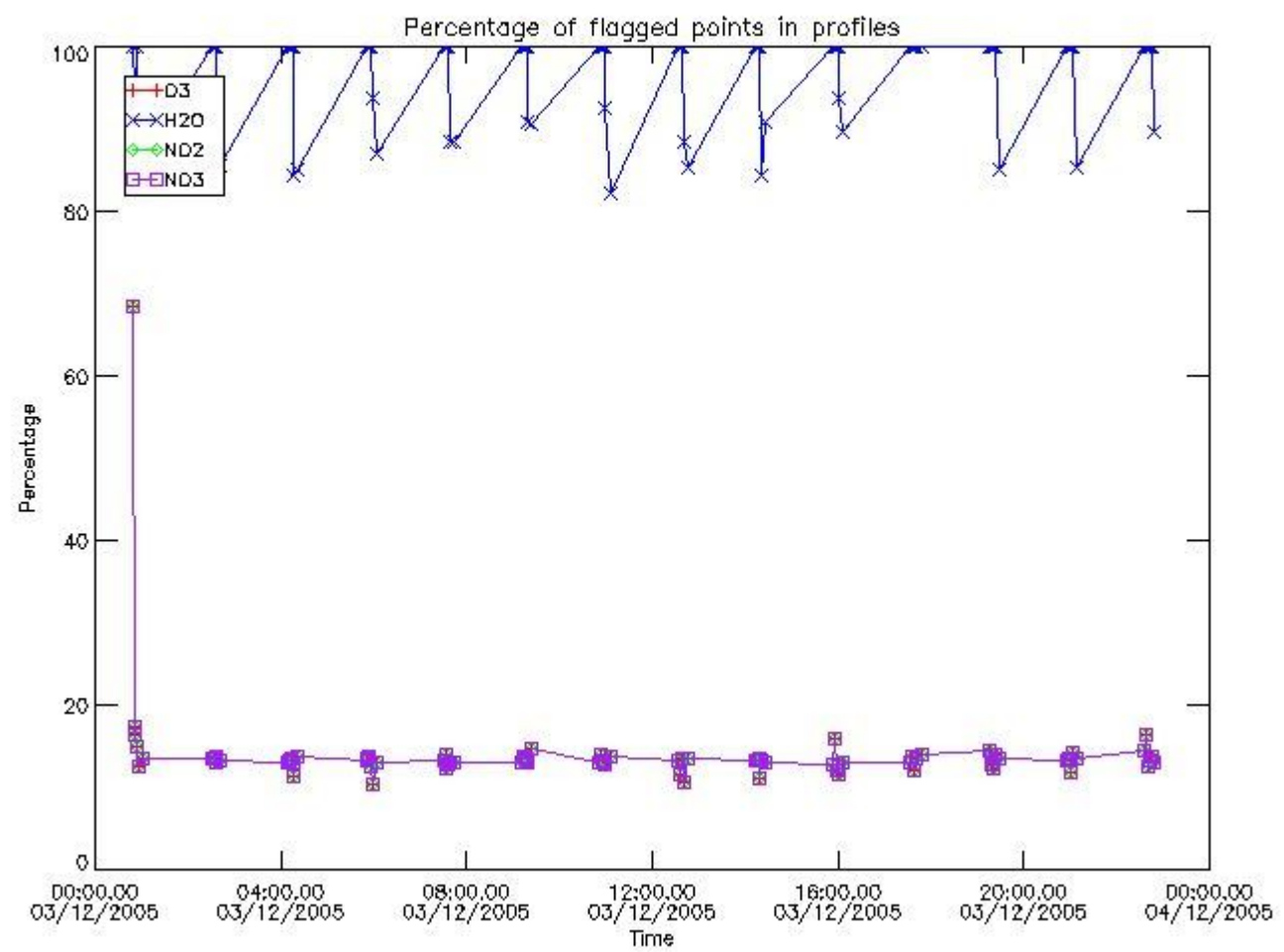
220	GOM_NL__2PRFIN20051203_172724_000000412043_00069_19662_9049.N1	03-DEC-2005 17:27:24	Bright	41.000	15	67Alp Vir	0.97600	28000.	82	19662	No
221	GOM_NL__2PRFIN20051203_173050_000000452043_00069_19662_9050.N1	03-DEC-2005 17:30:50	Tw_i_and_stray	44.500	169	46Gam Hya	2.9910	4700.0	89	19662	No
222	GOM_NL__2PRFIN20051203_173418_000000392043_00069_19662_9051.N1	03-DEC-2005 17:34:18	Dark	39.000	123	lot Cen	2.7500	10200.	78	19662	No
223	GOM_NL__2PRFIN20051203_173622_000000372043_00069_19662_9052.N1	03-DEC-2005 17:36:22	Dark	37.000	95	Zet Cen	2.5450	26000.	74	19662	No
224	GOM_NL__2PRFIN20051203_173821_000000422043_00069_19662_9053.N1	03-DEC-2005 17:38:21	Dark	42.000	64	Gam Cen	2.2000	10600.	84	19662	No
225	GOM_NL__2PRFIN20051203_174040_000000382043_00069_19662_9054.N1	03-DEC-2005 17:40:40	Dark	38.000	20	Bet Cru	1.2530	30000.	76	19662	No
226	GOM_NL__2PRFIN20051203_174724_000000362043_00070_19663_9034.N1	03-DEC-2005 17:47:24	Dark	36.000	29	Bet Car	1.6720	10200.	72	19663	No
227	GOM_NL__2PRFIN20051203_180840_000000432043_00070_19663_9035.N1	03-DEC-2005 18:08:40	Straylight	43.000	165	34Gam Eri	2.9500	3200.0	86	19663	No
228	GOM_NL__2PRFIN20051203_181401_000000422043_00070_19663_9036.N1	03-DEC-2005 18:14:01	Tw_i_and_stray	42.000	94	92Alp Cet	2.5260	3100.0	84	19663	No
229	GOM_NL__2PRFIN20051203_182000_000000392043_00070_19663_9037.N1	03-DEC-2005 18:20:00	Bright	38.500	50	13Alp Ari	2.0070	4250.0	77	19663	No
230	GOM_NL__2PRFIN20051203_182305_000000342043_00070_19663_9038.N1	03-DEC-2005 18:23:05	Bright	34.000	173	4Bet Tri	3.0040	8900.0	68	19663	No
231	GOM_NL__2PRFIN20051203_182508_000000362043_00070_19663_9039.N1	03-DEC-2005 18:25:08	Bright	36.000	73	57Gam1And	2.2600	13100.	72	19663	No
232	GOM_NL__2PRFIN20051203_182654_000000382043_00070_19663_9040.N1	03-DEC-2005 18:26:54	Bright	37.500	35	33Alp Per	1.7950	6250.0	75	19663	No
233	GOM_NL__2PRFIN20051203_183023_000000362043_00070_19663_9041.N1	03-DEC-2005 18:30:23	Bright	35.500	110	37Del Cas	2.6780	8900.0	71	19663	No
234	GOM_NL__2PRFIN20051203_183758_000000352043_00070_19663_9042.N1	03-DEC-2005 18:37:58	Bright	35.000	49	1Alp UMi	1.9900	6300.0	70	19663	No
235	GOM_NL__2PRFIN20051203_184239_000000372043_00070_19663_9043.N1	03-DEC-2005 18:42:39	Bright	36.500	60	7Bet UMi	2.0810	3950.0	73	19663	No
236	GOM_NL__2PRFIN20051203_184524_000000332043_00070_19663_9044.N1	03-DEC-2005 18:45:24	Bright	32.500	119	14Eta Dra	2.7270	4700.0	65	19663	No
237	GOM_NL__2PRFIN20051203_185254_000000342043_00070_19663_9045.N1	03-DEC-2005 18:52:54	Bright	34.000	180	27Gam Boo	3.0400	8000.0	68	19663	No
238	GOM_NL__2PRFIN20051203_185557_000000352043_00070_19663_9046.N1	03-DEC-2005 18:55:57	Bright	34.500	83		2.3780	11000.	69	19663	No
239	GOM_NL__2PRFIN20051203_185829_000000352043_00070_19663_9047.N1	03-DEC-2005 18:58:29	Bright	34.500	3	16Alp Boo	-0.050000	4250.0	69	19663	No
240	GOM_NL__2PRFIN20051203_190800_000000422043_00070_19663_9048.N1	03-DEC-2005 19:08:00	Bright	42.000	15	67Alp Vir	0.97600	28000.	84	19663	No
241	GOM_NL__2PRFIN20051203_191126_000000422043_00070_19663_9049.N1	03-DEC-2005 19:11:26	Tw_i_and_stray	42.000	169	46Gam Hya	2.9910	4700.0	84	19663	No
242	GOM_NL__2PRFIN20051203_191454_000000392043_00070_19663_9050.N1	03-DEC-2005 19:14:54	Dark	39.000	123	lot Cen	2.7500	10200.	78	19663	No
243	GOM_NL__2PRFIN20051203_191658_000000372043_00070_19663_9051.N1	03-DEC-2005 19:16:58	Dark	36.500	95	Zet Cen	2.5450	26000.	73	19663	No
244	GOM_NL__2PRFIN20051203_191857_000000402043_00070_19663_9052.N1	03-DEC-2005 19:18:57	Dark	40.000	64	Gam Cen	2.2000	10600.	80	19663	No
245	GOM_NL__2PRFIN20051203_192116_000000422043_00070_19663_9053.N1	03-DEC-2005 19:21:16	Dark	41.500	20	Bet Cru	1.2530	30000.	83	19663	No
246	GOM_NL__2PRFIN20051203_192336_000000372043_00071_19664_9068.N1	03-DEC-2005 19:23:36	Dark	36.500	112	Alp Mus	2.6880	26000.	73	19664	No
247	GOM_NL__2PRFIN20051203_192800_000000372043_00071_19664_9069.N1	03-DEC-2005 19:28:00	Dark	37.000	29	Bet Car	1.6720	10200.	74	19664	No
248	GOM_NL__2PRFIN20051203_194916_000000422043_00071_19664_9070.N1	03-DEC-2005 19:49:16	Straylight	41.500	165	34Gam Eri	2.9500	3200.0	83	19664	No
249	GOM_NL__2PRFIN20051203_195437_000000422043_00071_19664_9071.N1	03-DEC-2005 19:54:37	Tw_i_and_stray	41.500	94	92Alp Cet	2.5260	3100.0	83	19664	No
250	GOM_NL__2PRFIN20051203_200036_000000382043_00071_19664_9072.N1	03-DEC-2005 20:00:36	Bright	37.500	50	13Alp Ari	2.0070	4250.0	75	19664	No
251	GOM_NL__2PRFIN20051203_200341_000000352043_00071_19664_9073.N1	03-DEC-2005 20:03:41	Bright	34.500	173	4Bet Tri	3.0040	8900.0	69	19664	No
252	GOM_NL__2PRFIN20051203_200544_000000372043_00071_19664_9074.N1	03-DEC-2005 20:05:44	Bright	37.000	73	57Gam1And	2.2600	13100.	74	19664	No
253	GOM_NL__2PRFIN20051203_200730_000000392043_00071_19664_9075.N1	03-DEC-2005 20:07:30	Bright	39.000	35	33Alp Per	1.7950	6250.0	78	19664	No
254	GOM_NL__2PRFIN20051203_201059_000000352043_00071_19664_9076.N1	03-DEC-2005 20:10:59	Bright	35.000	110	37Del Cas	2.6780	8900.0	70	19664	No
255	GOM_NL__2PRFIN20051203_201834_000000362043_00071_19664_9077.N1	03-DEC-2005 20:18:34	Bright	36.000	49	1Alp UMi	1.9900	6300.0	72	19664	No
256	GOM_NL__2PRFIN20051203_202315_000000332043_00071_19664_9078.N1	03-DEC-2005 20:23:15	Bright	32.500	60	7Bet UMi	2.0810	3950.0	65	19664	No
257	GOM_NL__2PRFIN20051203_202600_000000332043_00071_19664_9079.N1	03-DEC-2005 20:26:00	Bright	33.000	119	14Eta Dra	2.7270	4700.0	66	19664	No
258	GOM_NL__2PRFIN20051203_203330_000000352043_00071_19664_9080.N1	03-DEC-2005 20:33:30	Bright	34.500	180	27Gam Boo	3.0400	8000.0	69	19664	No
259	GOM_NL__2PRFIN20051203_203633_000000342043_00071_19664_9081.N1	03-DEC-2005 20:36:33	Bright	34.000	83		2.3780	11000.	68	19664	No
260	GOM_NL__2PRFIN20051203_203905_000000342043_00071_19664_9082.N1	03-DEC-2005 20:39:05	Bright	34.000	3	16Alp Boo	-0.050000	4250.0	68	19664	No
261	GOM_NL__2PRFIN20051203_204837_000000522043_00071_19664_9083.N1	03-DEC-2005 20:48:37	Bright	52.000	15	67Alp Vir	0.97600	28000.	104	19664	No
262	GOM_NL__2PRFIN20051203_205202_000000412043_00071_19664_9084.N1	03-DEC-2005 20:52:02	Tw_i_and_stray	41.000	169	46Gam Hya	2.9910	4700.0	82	19664	No
263	GOM_NL__2PRFIN20051203_205530_000000392043_00071_19664_9085.N1	03-DEC-2005 20:55:30	Dark	38.500	123	lot Cen	2.7500	10200.	77	19664	No
264	GOM_NL__2PRFIN20051203_205734_000000382043_00071_19664_9086.N1	03-DEC-2005 20:57:34	Dark	37.500	95	Zet Cen	2.5450	26000.	75	19664	No
265	GOM_NL__2PRFIN20051203_205933_000000382043_00071_19664_9087.N1	03-DEC-2005 20:59:33	Dark	37.500	64	Gam Cen	2.2000	10600.	75	19664	No
266	GOM_NL__2PRFIN20051203_210152_000000442043_00071_19664_9088.N1	03-DEC-2005 21:01:52	Dark	43.500	20	Bet Cru	1.2530	30000.	87	19664	No
267	GOM_NL__2PRFIN20051203_210412_000000362043_00072_19665_9068.N1	03-DEC-2005 21:04:12	Dark	36.000	112	Alp Mus	2.6880	26000.	72	19665	No
268	GOM_NL__2PRFIN20051203_210837_000000382043_00072_19665_9069.N1	03-DEC-2005 21:08:37	Dark	38.000	29	Bet Car	1.6720	10200.	76	19665	No
269	GOM_NL__2PRFIN20051203_212952_000000432043_00072_19665_9070.N1	03-DEC-2005 21:29:52	Straylight	42.500	165	34Gam Eri	2.9500	3200.0	85	19665	No
270	GOM_NL__2PRFIN20051203_213513_000000472043_00072_19665_9071.N1	03-DEC-2005 21:35:13	Tw_i_and_stray	46.500	94	92Alp Cet	2.5260	3100.0	93	19665	No
271	GOM_NL__2PRFIN20051203_214112_000000372043_00072_19665_9072.N1	03-DEC-2005 21:41:12	Bright	37.000	50	13Alp Ari	2.0070	4250.0	74	19665	No
272	GOM_NL__2PRFIN20051203_214417_000000332043_00072_19665_9073.N1	03-DEC-2005 21:44:17	Bright	33.000	173	4Bet Tri	3.0040	8900.0	66	19665	No
273	GOM_NL__2PRFIN20051203_214620_000000362043_00072_19665_9074.N1	03-DEC-2005 21:46:20	Bright	35.500	73	57Gam1And	2.2600	13100.	71	19665	No
274	GOM_NL__2PRFIN20051203_214806_000000382043_00072_19665_9075.N1	03-DEC-2005 21:48:06	Bright	38.000	35	33Alp Per	1.7950	6250.0	76	19665	No
275	GOM_NL__2PRFIN20051203_215135_000000352043_00072_19665_9076.N1	03-DEC-2005 21:51:35	Bright	35.000	110	37Del Cas	2.6780	8900.0	70	19665	No
276	GOM_NL__2PRFIN20051203_215909_000000362043_00072_19665_9077.N1	03-DEC-2005 21:59:09	Bright	36.000	49	1Alp UMi	1.9900	6300.0	72	19665	No
277	GOM_NL__2PRFIN20051203_220351_000000362043_00072_19665_9078.N1	03-DEC-2005 22:03:51	Bright	35.500	60	7Bet UMi	2.0810	3950.0	71	19665	No
278	GOM_NL__2PRFIN20051203_220636_000000362043_00072_19665_9079.N1	03-DEC-2005 22:06:36	Bright	35.500	119	14Eta Dra	2.7270	4700.0	71	19665	No

279	GOM_NL__2PRFIN20051203_221406_000000342043_00072_19665_9080.N1	03-DEC-2005 22:14:06	Bright	34.000	180	27Gam Boo	3.0400	8000.0	68	19665	No
280	GOM_NL__2PRFIN20051203_221709_000000362043_00072_19665_9081.N1	03-DEC-2005 22:17:09	Bright	35.500	83		2.3780	11000.	71	19665	No
281	GOM_NL__2PRFIN20051203_221941_000000352043_00072_19665_9082.N1	03-DEC-2005 22:19:41	Bright	35.000	3	16Alp Boo	-0.050000	4250.0	70	19665	No
282	GOM_NL__2PRFIN20051203_222913_000000412043_00072_19665_9083.N1	03-DEC-2005 22:29:13	Bright	40.500	15	67Alp Vir	0.97600	28000.	81	19665	No
283	GOM_NL__2PRFIN20051203_223239_000000402043_00072_19665_9084.N1	03-DEC-2005 22:32:39	Tw_i_and_stray	39.500	169	46Gam Hya	2.9910	4700.0	79	19665	No
284	GOM_NL__2PRFIN20051203_223607_000000392043_00072_19665_9085.N1	03-DEC-2005 22:36:07	Dark	38.500	123	lot Cen	2.7500	10200.	77	19665	No
285	GOM_NL__2PRFIN20051203_223810_000000382043_00072_19665_9086.N1	03-DEC-2005 22:38:10	Dark	37.500	95	Zet Cen	2.5450	26000.	75	19665	No
286	GOM_NL__2PRFIN20051203_224010_000000412043_00072_19665_9087.N1	03-DEC-2005 22:40:10	Dark	40.500	64	Gam Cen	2.2000	10600.	81	19665	No
287	GOM_NL__2PRFIN20051203_224228_000000392043_00072_19665_9088.N1	03-DEC-2005 22:42:28	Dark	38.500	20	Bet Cru	1.2530	30000.	77	19665	No
288	GOM_NL__2PRFIN20051203_224449_000000372043_00073_19666_9068.N1	03-DEC-2005 22:44:49	Dark	37.000	112	Alp Mus	2.6880	26000.	74	19666	No
289	GOM_NL__2PRFIN20051203_224913_000000392043_00073_19666_9069.N1	03-DEC-2005 22:49:13	Dark	39.000	29	Bet Car	1.6720	10200.	78	19666	No
290	GOM_NL__2PRFIN20051203_231028_000000442043_00073_19666_9070.N1	03-DEC-2005 23:10:28	Straylight	43.500	165	34Gam Eri	2.9500	3200.0	87	19666	No
291	GOM_NL__2PRFIN20051203_231549_000000512043_00073_19666_9071.N1	03-DEC-2005 23:15:49	Tw_i_and_stray	50.500	94	92Alp Cet	2.5260	3100.0	101	19666	No
292	GOM_NL__2PRFIN20051203_232148_000000392043_00073_19666_9072.N1	03-DEC-2005 23:21:48	Bright	39.000	50	13Alp Ari	2.0070	4250.0	78	19666	No
293	GOM_NL__2PRFIN20051203_232453_000000342043_00073_19666_9073.N1	03-DEC-2005 23:24:53	Bright	34.000	173	4Bet Tri	3.0040	8900.0	68	19666	No
294	GOM_NL__2PRFIN20051203_232656_000000372043_00073_19666_9074.N1	03-DEC-2005 23:26:56	Bright	36.500	73	57Gam1And	2.2600	13100.	73	19666	No
295	GOM_NL__2PRFIN20051203_232842_000000362043_00073_19666_9075.N1	03-DEC-2005 23:28:42	Bright	35.500	35	33Alp Per	1.7950	6250.0	71	19666	No
296	GOM_NL__2PRFIN20051203_233211_000000372043_00073_19666_9076.N1	03-DEC-2005 23:32:11	Bright	36.500	110	37Del Cas	2.6780	8900.0	73	19666	No
297	GOM_NL__2PRFIN20051203_233945_000000362043_00073_19666_9077.N1	03-DEC-2005 23:39:45	Bright	35.500	49	1Alp UMi	1.9900	6300.0	71	19666	No
298	GOM_NL__2PRFIN20051203_234427_000000382043_00073_19666_9078.N1	03-DEC-2005 23:44:27	Bright	37.500	60	7Bet UMi	2.0810	3950.0	75	19666	No
299	GOM_NL__2PRFIN20051203_234712_000000372043_00073_19666_9079.N1	03-DEC-2005 23:47:12	Bright	36.500	119	14Eta Dra	2.7270	4700.0	73	19666	No
300	GOM_NL__2PRFIN20051203_235442_000000352043_00073_19666_9080.N1	03-DEC-2005 23:54:42	Bright	35.000	180	27Gam Boo	3.0400	8000.0	70	19666	No
301	GOM_NL__2PRFIN20051203_235745_000000332043_00073_19666_9081.N1	03-DEC-2005 23:57:45	Bright	33.000	83		2.3780	11000.	66	19666	No

### 3. Quality information per product

In this section it is plotted some information contained in the Quality Summary data set of the level 2 products. Only products in dark limb conditions and without errors (error flag in the MPH set to "0") are used.

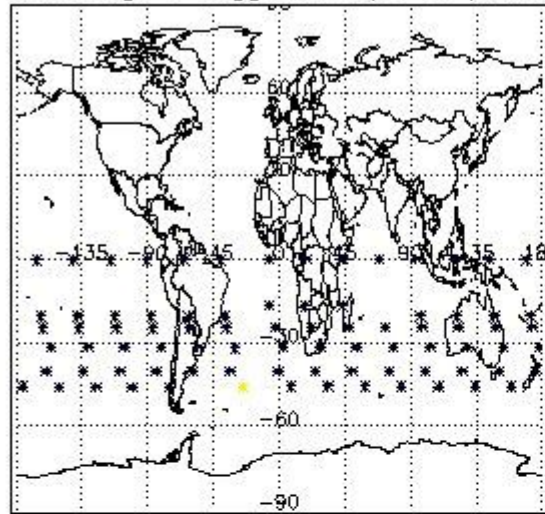
#### 3.1 Plot quality information per product (time dependant)



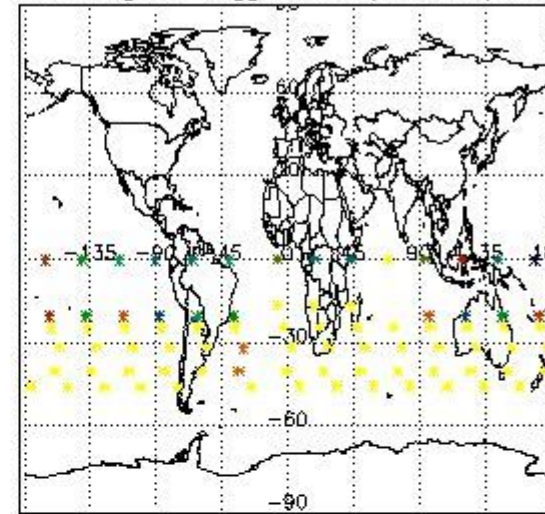
*3.2 Plot quality information per product (world map)*




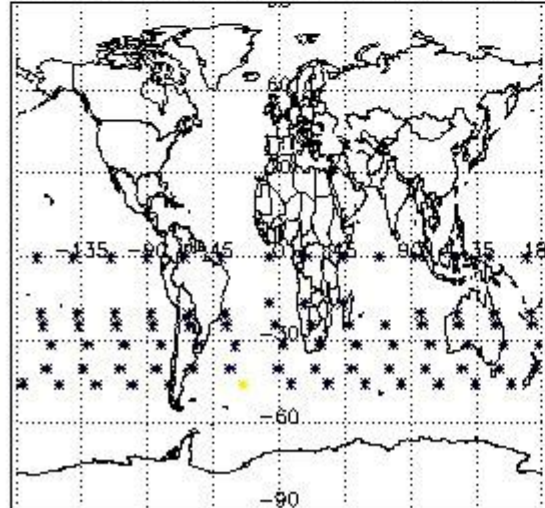
Percentage of flagged data per O3 profile



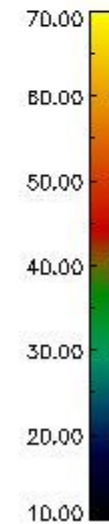
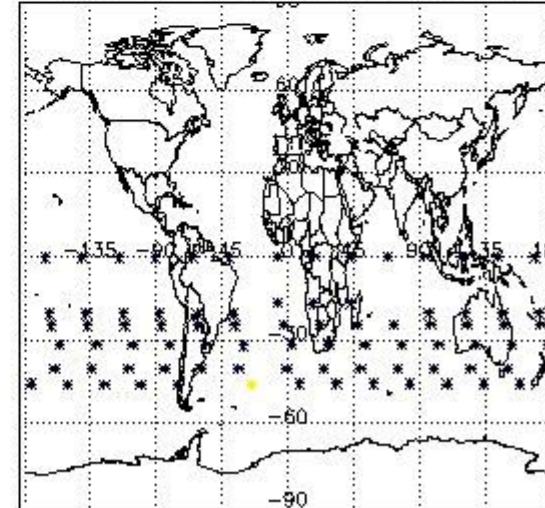
Percentage of flagged data per H2O profile



Percentage of flagged data per NO2 profile



Percentage of flagged data per NO3 profile

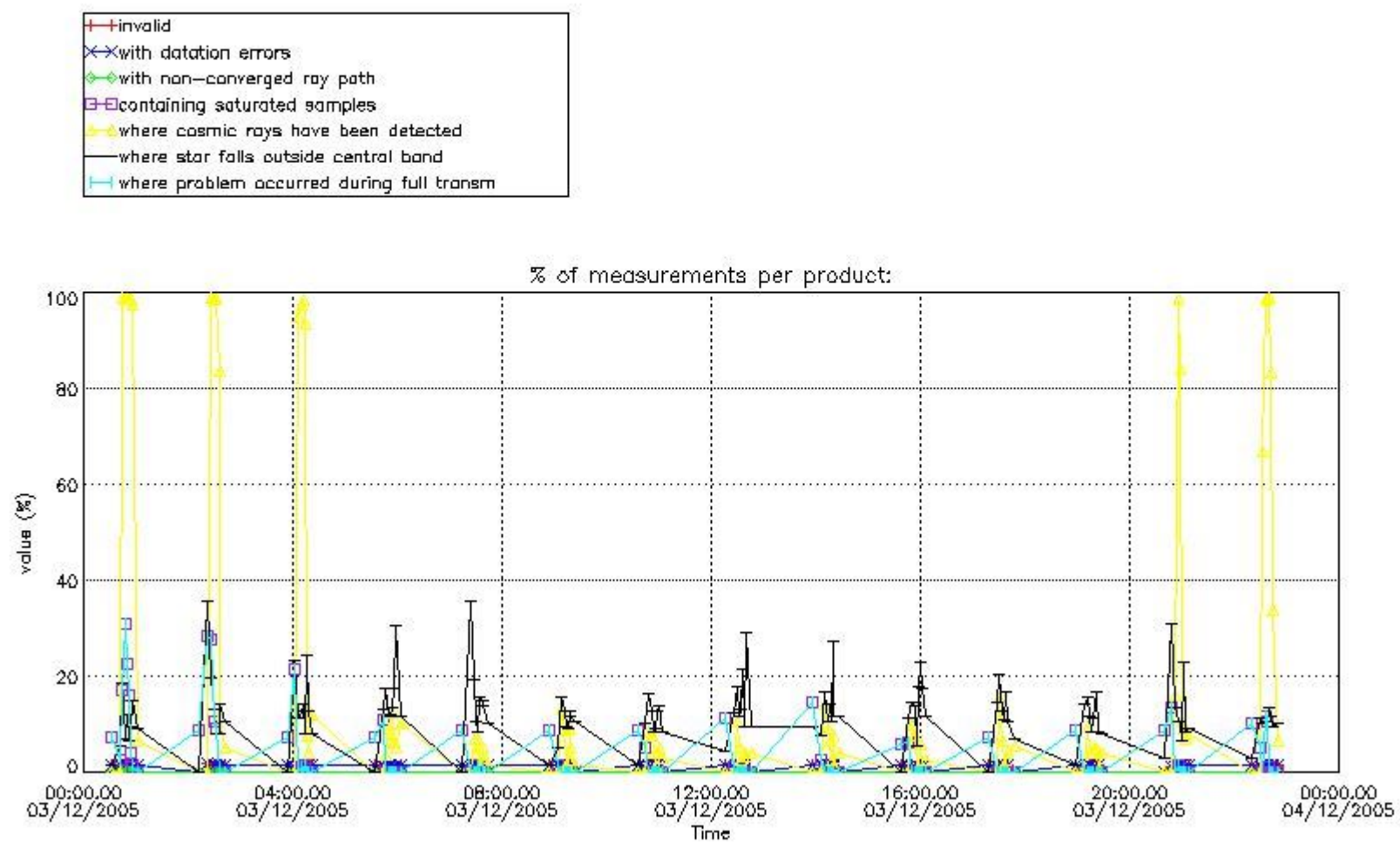


#### 4. Level 1 quality information per product

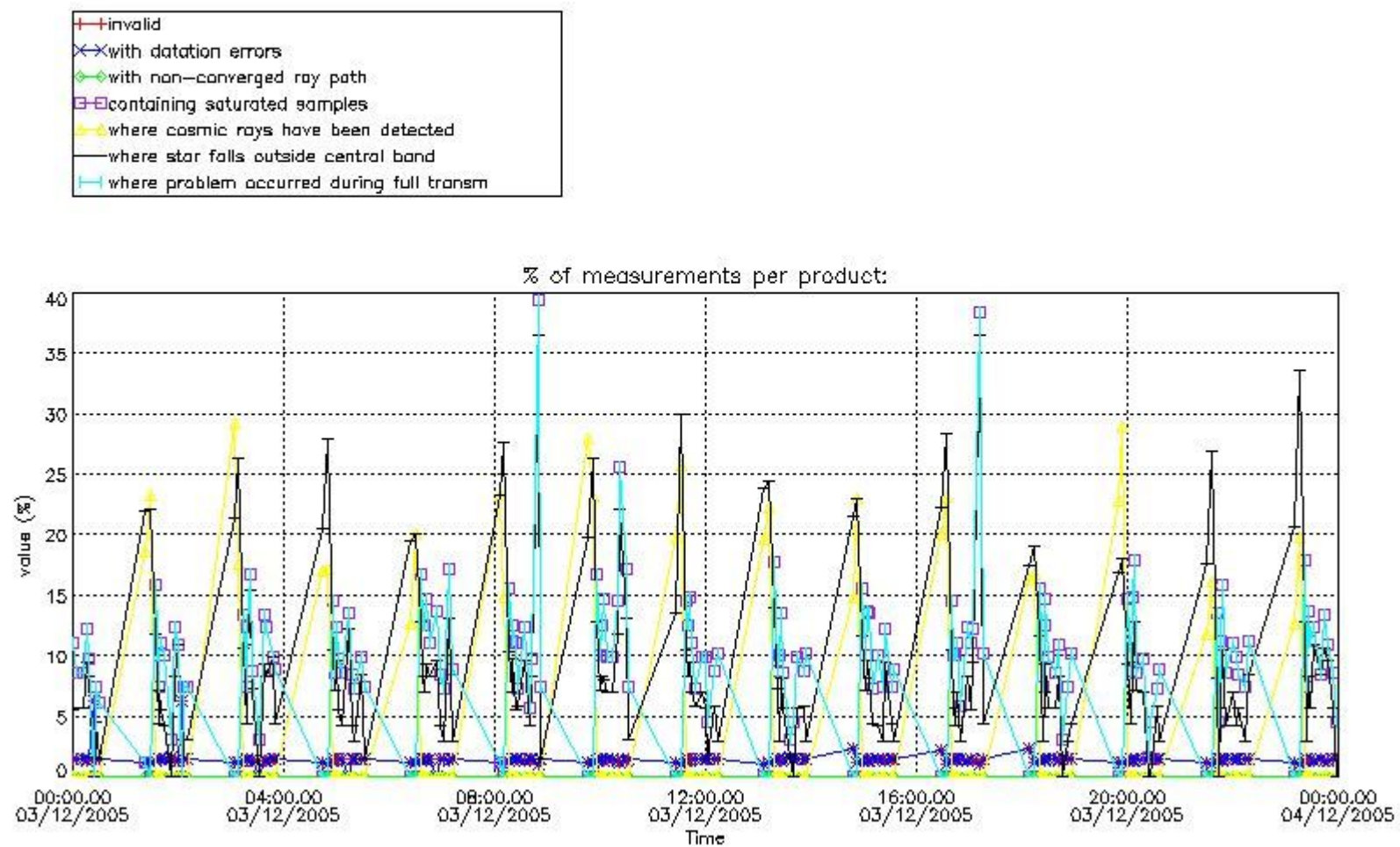
In this section it is plotted some information contained in the Quality Summary data set of the level 2 products that comes from the level 1b processing. Products without errors (error flag in the MPH set to "0") are used.

##### 4.1 Plot quality information per product (time dependant) coming from level 1b processing

###### 4.1.1 Plot level 1 quality information per product (time dependant): ENVISAT ASCENDING passes



4.1.2 Plot level 1 quality information per product (time dependant): ENVI SAT DESCENDING passes

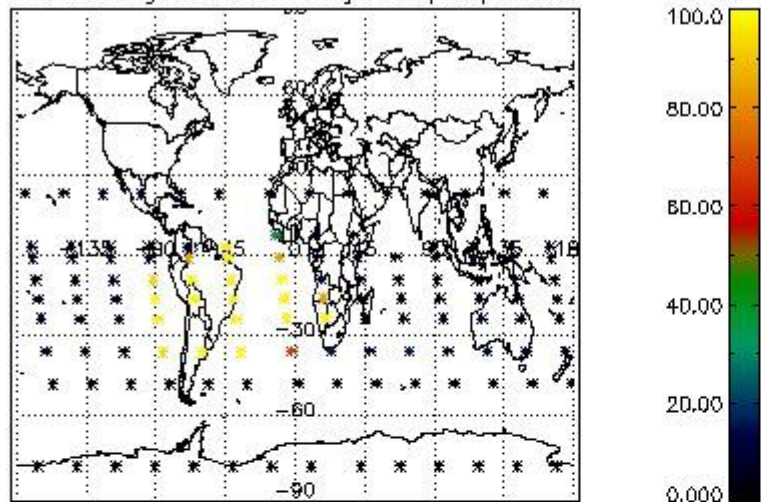


*4.2 Plot quality information per product coming from level 1b processing (world map)*

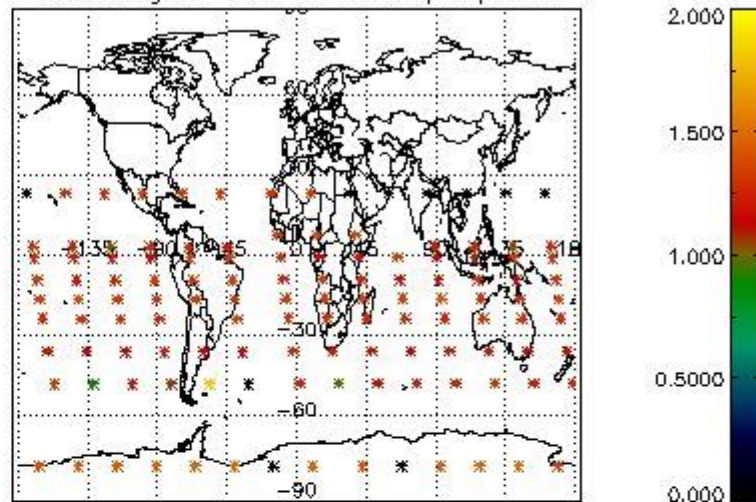
*4.2.1 Plot level 1 quality information per product (world map): ENVISAT ASCENDING passes*



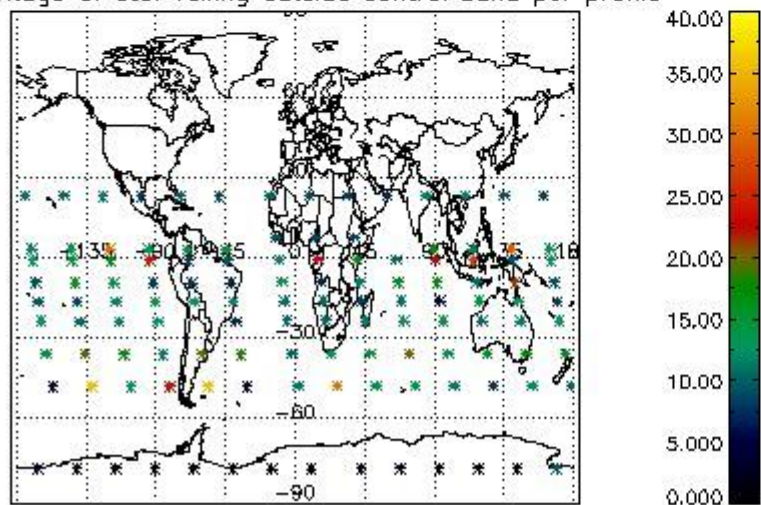
Percentage of cosmic ray hits per profile



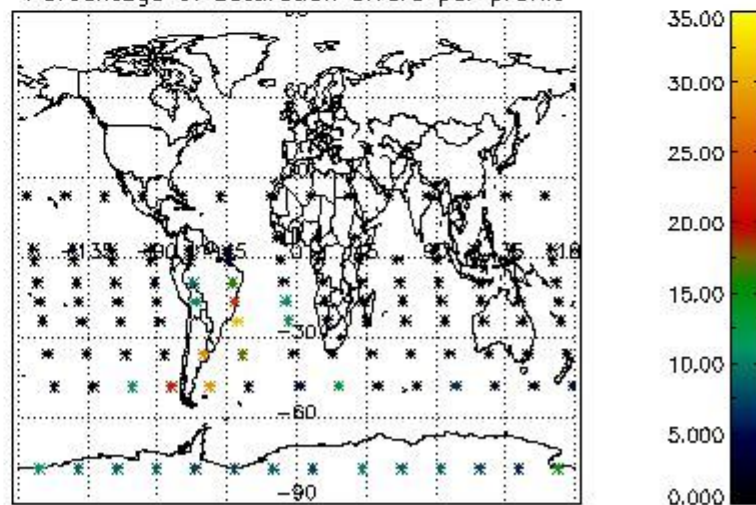
Percentage of datation errors per profile



Percentage of star falling outside central band per profile

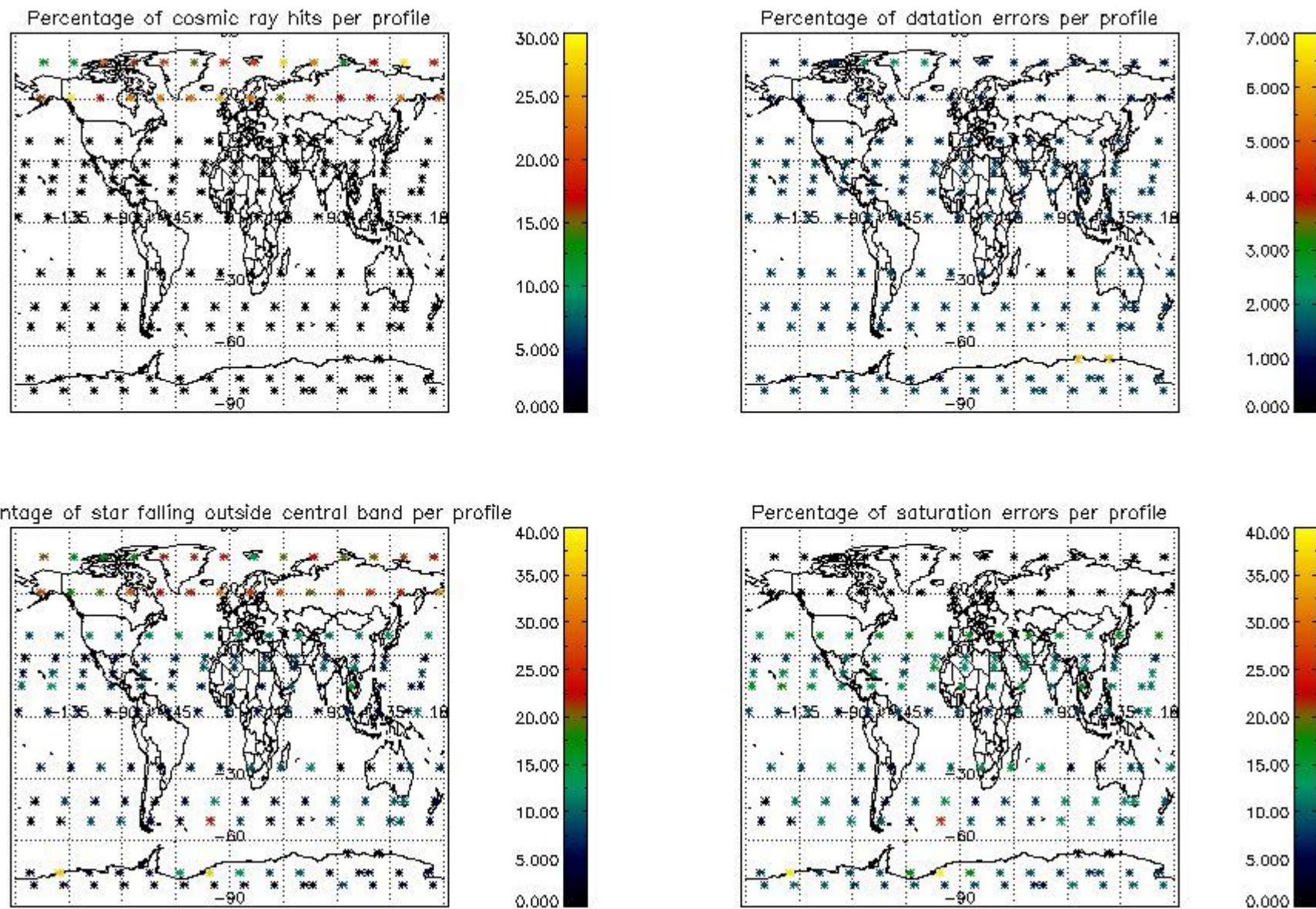


Percentage of saturation errors per profile



4.2.2 Plot level 1 quality information per product (world map): ENVISAT DESCENDING passes





## 5. Trace gas profiles

### 5.1 Ozone statistics based on quality of products

The final quality of the products can be "measured" using the STD (Standard Deviation) attached to every point profile. This information is written to the parameter GOM\_NL\_\_2P/NL\_LOCAL\_SPECIES\_DENSITY/o3\_std of the level 2 products. The table below shows the statistics for given STD ranges.

The statistics are given with respect to the overall valid production:

- Products without fatal errors: GOM\_NL\_\_2P/MPH/PRODUCT\_ERR=0
- Valid point profile: GOM\_NL\_\_2P/NL\_LOCAL\_SPECIES\_DENSITY/pcd(0)=0

The 'Criteria' is applied to valid points of dark limb products:

- Products in dark limb illumination condition: GOM\_NL\_\_2P/NL\_SUMMARY\_QUALITY/obs\_ill\_cond=0
- Products without fatal errors: GOM\_NL\_\_2P/MPH/PRODUCT\_ERR=0
- Valid point profile: GOM\_NL\_\_2P/NL\_LOCAL\_SPECIES\_DENSITY/pcd(0)=0

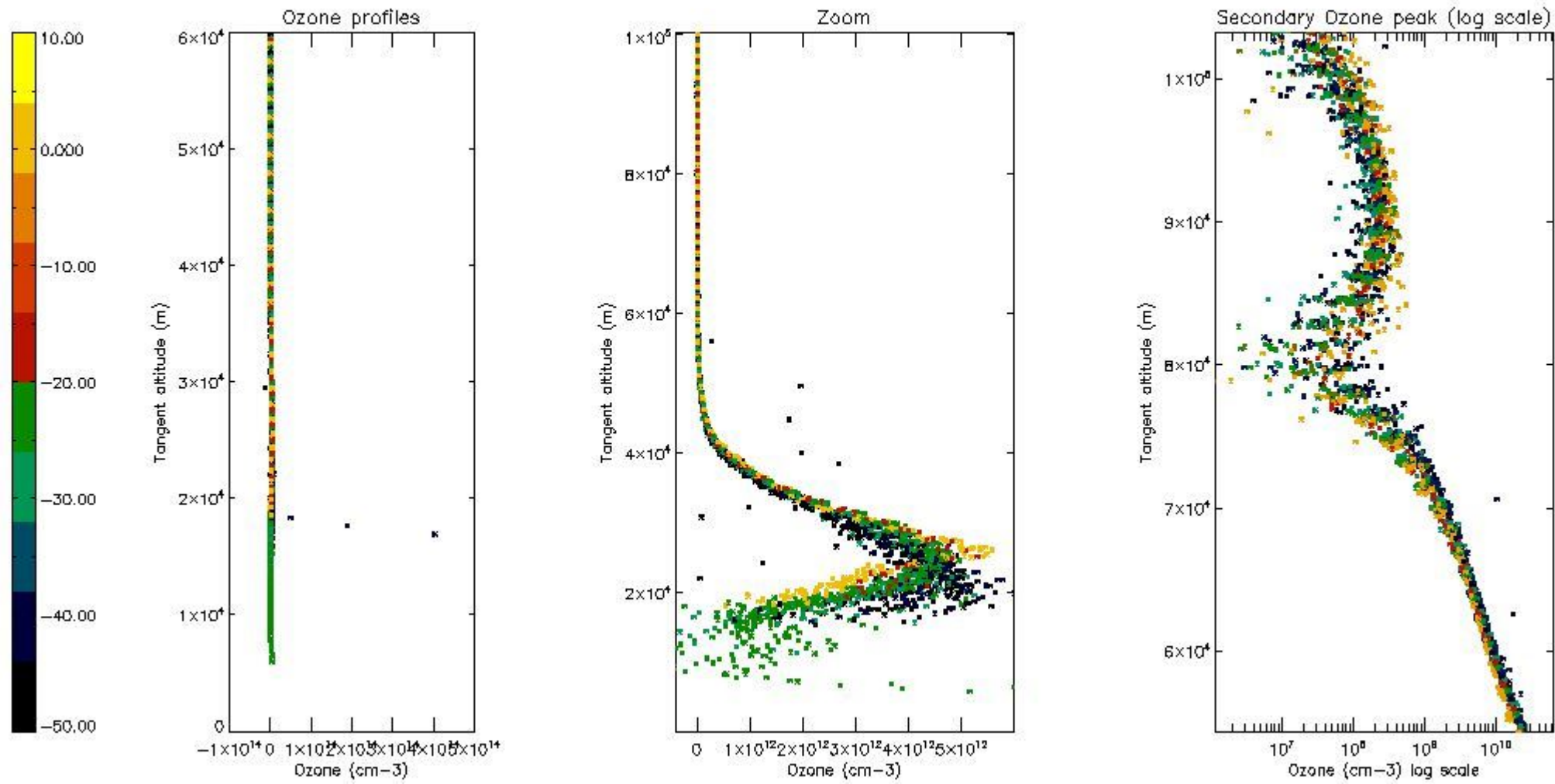
So, the table below shows the percentage of dark limb and valid observations for each criteria with respect to the overall valid daily observations.

Criteria	% of total production
All STD	29
STD < 20	19

STD < 10	16
STD < 5	11

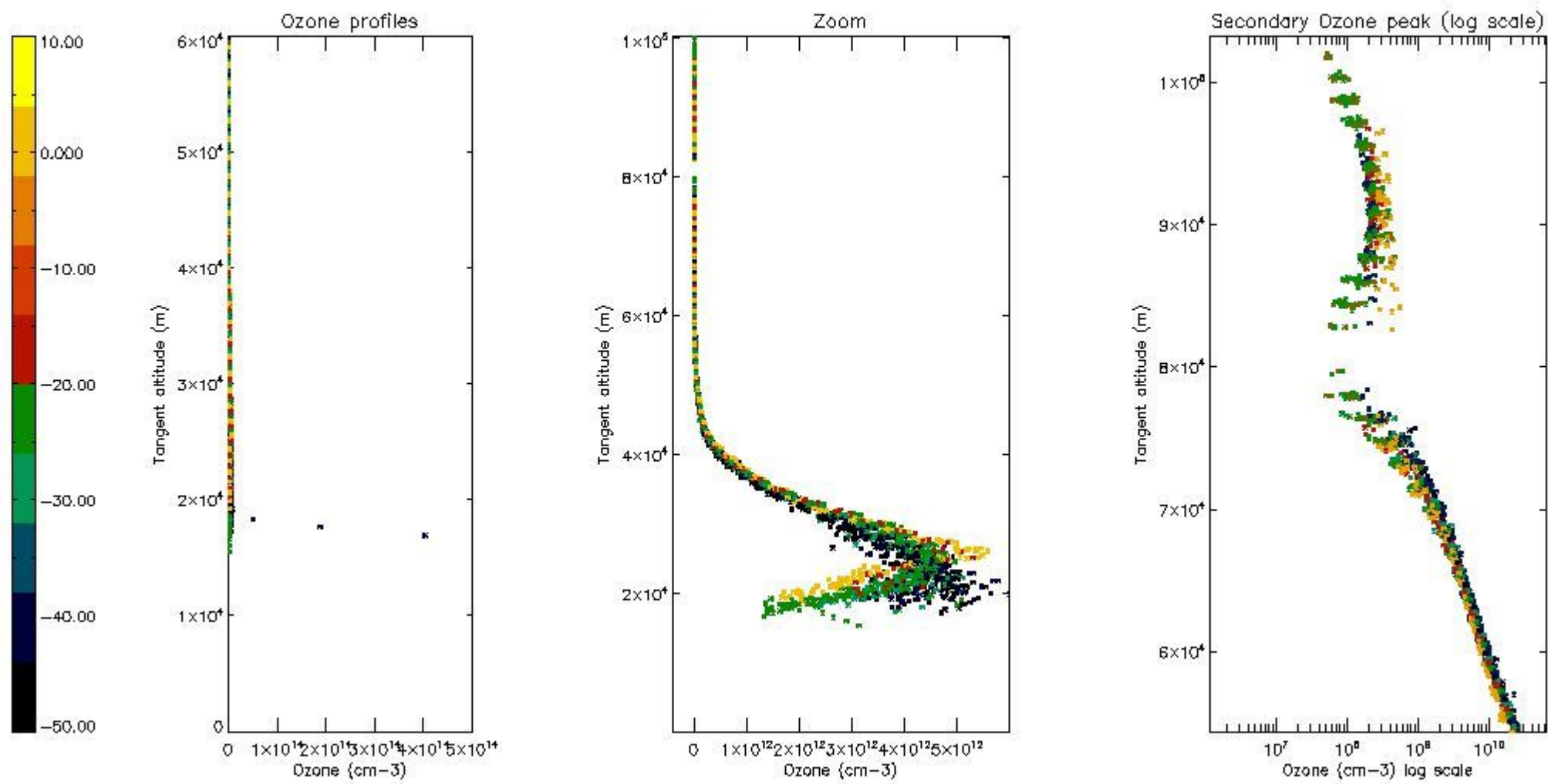
5.2 Plot ozone profiles for all STD (dark without errors)

The colorbar represents the latitude.



5.3 Plot ozone profiles where STD < 20% (dark without errors)

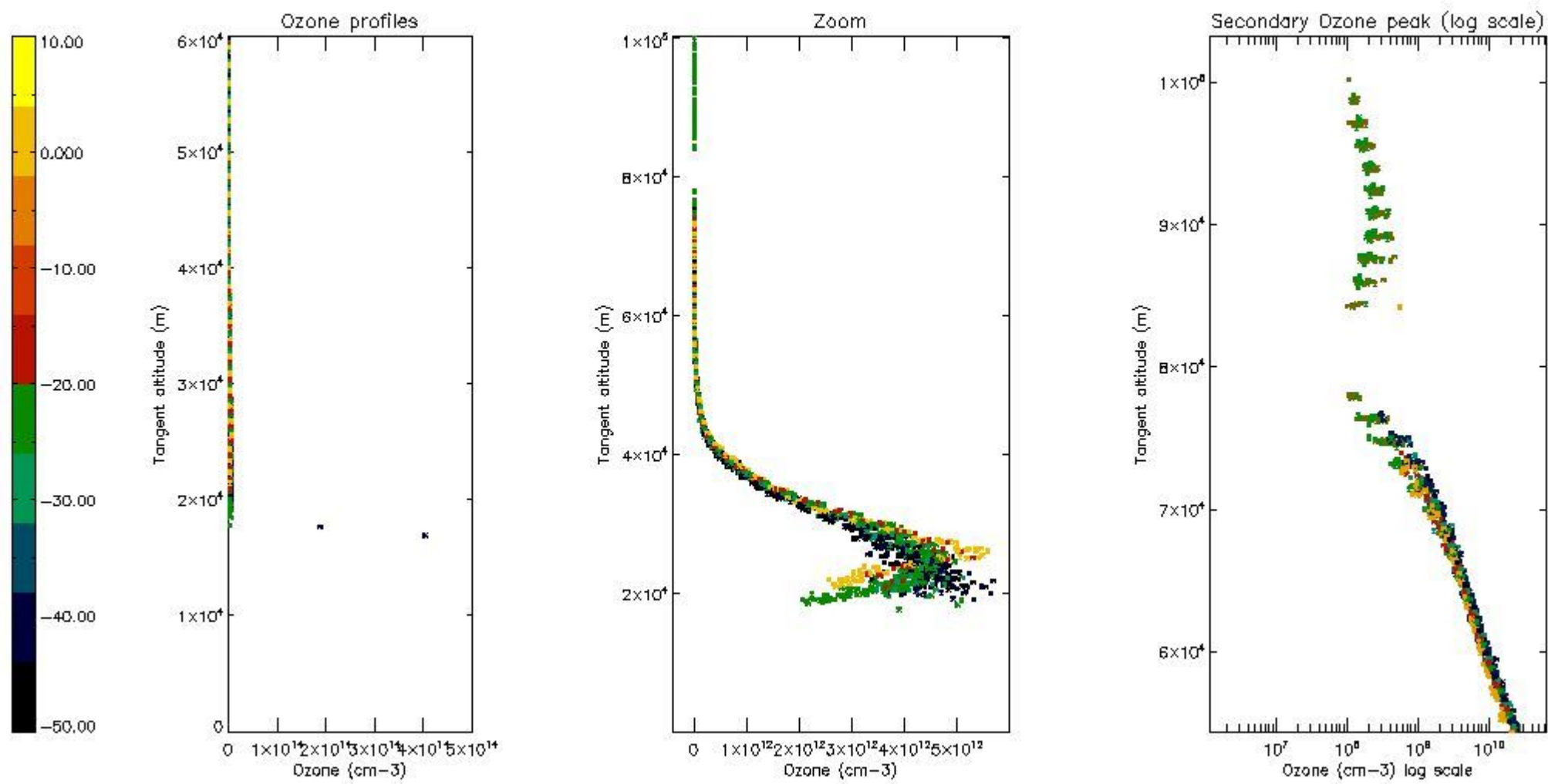
The colorbar represents the latitude.



*5.4 Plot ozone profiles where STD < 10% (dark without errors)*

The colorbar represents the latitude.

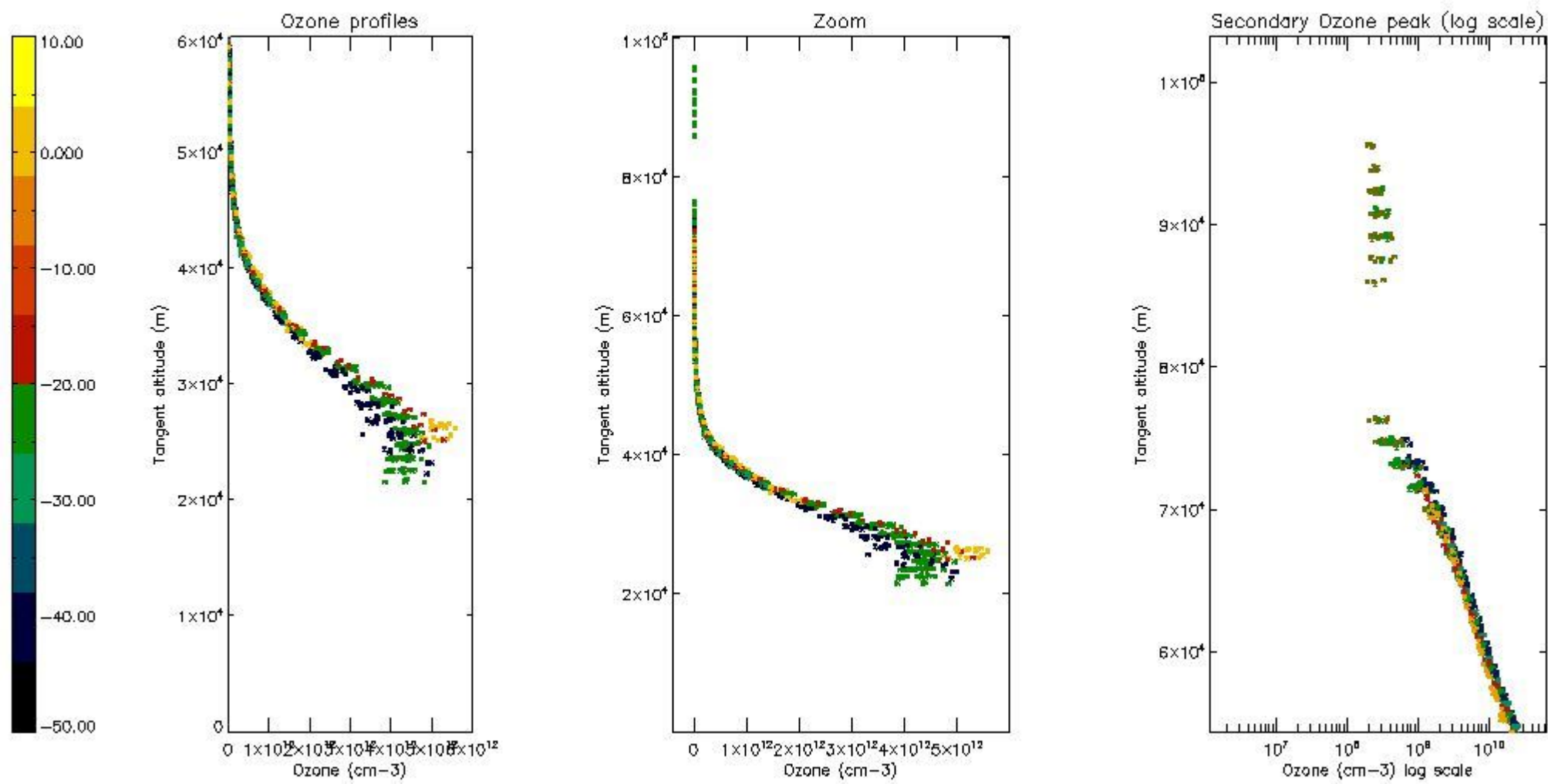




*5.5 Plot ozone profiles where  $STD < 5\%$  (dark without errors)*

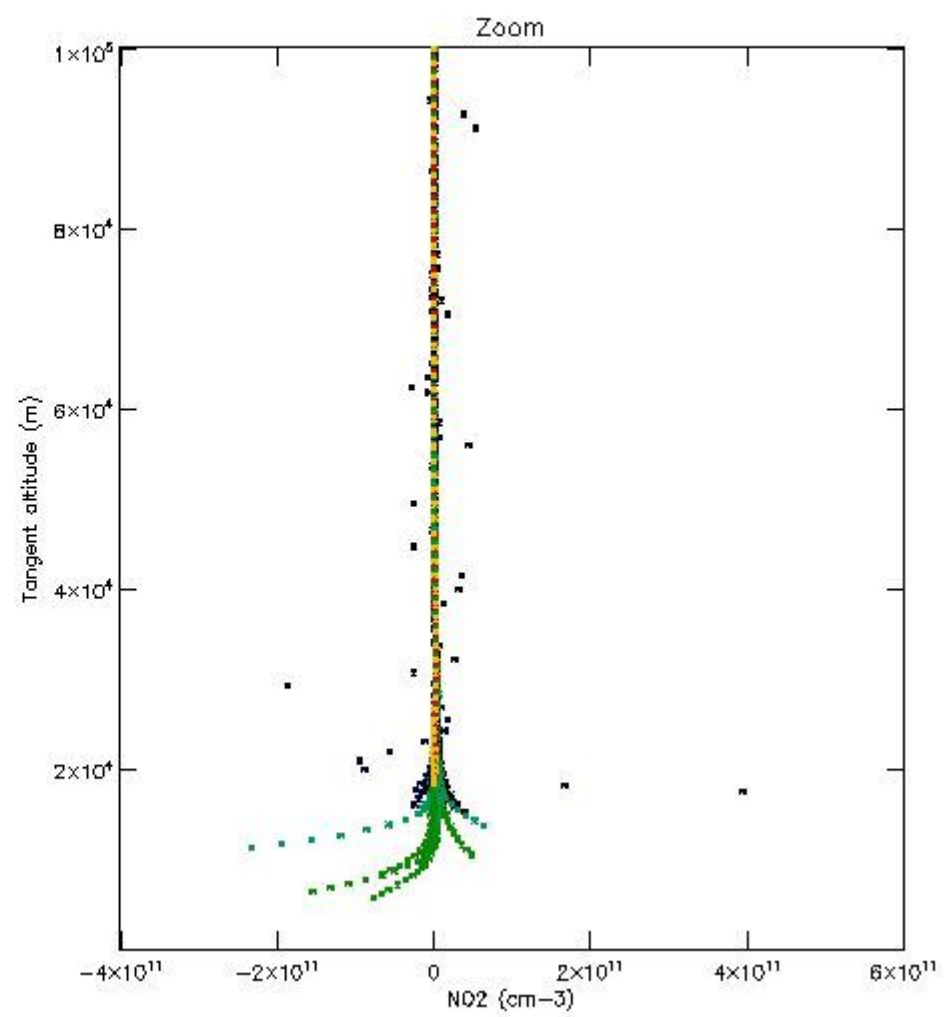
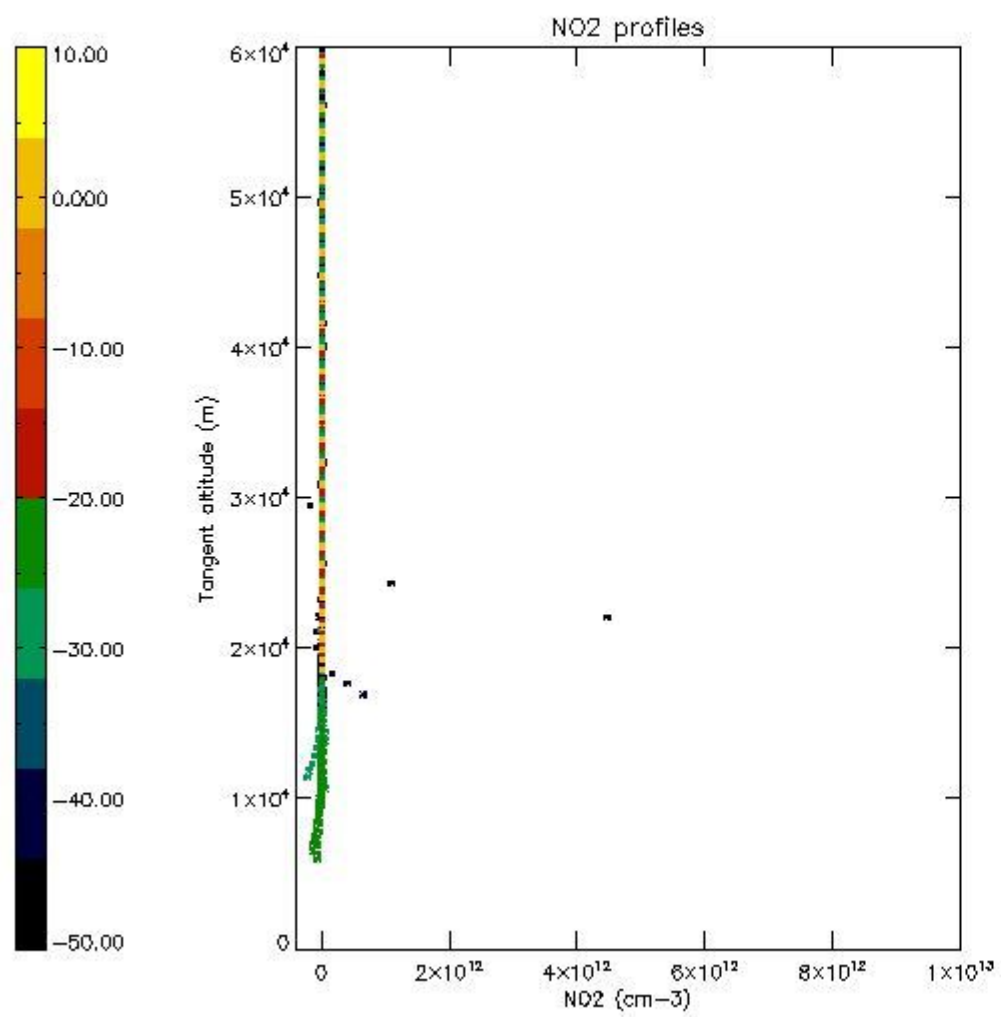
The colorbar represents the latitude.





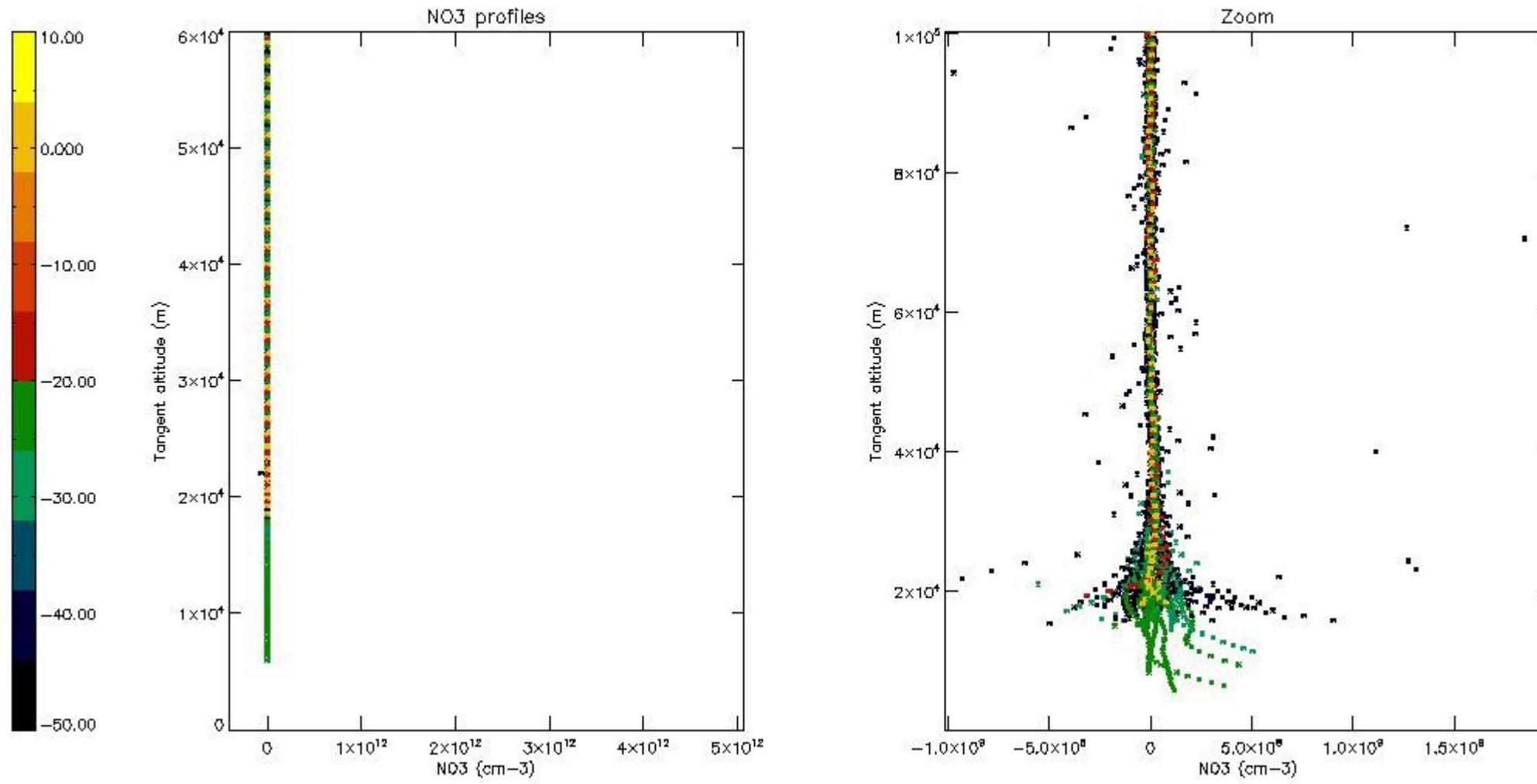
*5.6 Plot NO<sub>2</sub> profiles for all STD (dark without errors)*

The colorbar represents the latitude.



*5.7 Plot NO3 profiles for all STD (dark without errors)*

The colorbar represents the latitude.



## 6. Auxiliary Data Files used for the production reported in section 2

The number reported in the third column indicates since which file (see list in section 2) the corresponding auxiliary file has been used. The fourth column is the date of those product files.

Type	Auxiliary Filename	Used since product	Used since product date
INST_PHYS_CHARACTERISTICS	GOM_INS_AXVIEC20091111_143220_20030716_120000_20500101_000000	1	03-DEC-2005 00:00:20
LEVEL-2_PROC_CONFIG	GOM_PR2_AXVIEC20091111_152718_20020301_000000_20500101_000000	1	03-DEC-2005 00:00:20
CROSS_SECTIONS_FILE	GOM_CRS_AXVIEC20091111_154832_20020301_000000_20500101_000000	1	03-DEC-2005 00:00:20

# GOMOS Level 2 Daily Report

## SUMMARY

### [1. General Info](#)

### [2. Summary of processed GOM\\_NL\\_2P products](#)

### [3. Level 2 Quality information per product](#)

#### [3.1 Plot of level 2 quality information per product \(time dependant\)](#)

#### [3.2 Plot of level 2 quality information per product \(world map\)](#)

### [4. Level 1 Quality information per product \(stored on level 2 products\)](#)

#### [4.1 Plot of level 1 quality information per product \(time dependant\)](#)

##### [4.1.1 Plot of level 1 quality information per product \(time dependant\): ASCENDING](#)

##### [4.1.2 Plot of level 1 quality information per product \(time dependant\): DESCENDING](#)

#### [4.2 Plot of level 1 quality information per product \(world map\)](#)

##### [4.2.1 Plot of level 1 quality information per product \(world map\): ASCENDING](#)

##### [4.2.2 Plot of level 1 quality information per product \(world map\): DESCENDING](#)

### [5. Ozone profiles based on quality statistics and other trace gas profiles](#)

#### [5.1 Ozone statistics based on quality of products](#)

#### [5.2 Plot ozone profiles for all STD \(dark without errors\)](#)

#### [5.3 Plot ozone profiles where STD < 20% \(dark without errors\)](#)

#### [5.4. Plot ozone profiles where STD < 10% \(dark without errors\)](#)

#### [5.5. Plot ozone profiles where STD < 5% \(dark without errors\)](#)

#### [5.6 Plot NO2 profiles for all STD \(dark without errors\)](#)

#### [5.7 Plot NO3 profiles for all STD \(dark without errors\)](#)

#### [5.8 Plot H2O profiles \(only for occultations of stars 1,2,3,4,13,14,16,26,63 dark without errors\) for all STD](#)

### [6. Auxiliary Data Files used for the production reported in section 2](#)



This report presents the daily analysis on parameters extracted from GOMOS level 2 data (GOM\_NL\_\_2P). It is intended to monitor some important parameters that will impact the quality of these products. A list of level 2 products (and content) that have arrived during the reporting day to the PCF is also given.

Item	Value
Time of report generation	18APR2013 12:56:45
Data source version	GOMOS/6.01
Start time of products	03-12-2005 (03DEC2005 00:00:00)
Stop time of products	04-12-2005 (04DEC2005 00:00:00)
Store outputs in DB	Yes
Nb of level 2 prods	301
Nb of prods with errors	0

## 2. Summary of processed GOM\_NL\_\_2P products.

Nr	Filename	UTC Start time	Limb	Duration	Star Id	Star Name	Star Mag	Star Temp	Nb Meas	Orbit	Prod. error
1	GOM_NL__2PRFIN20051203_000020_000000362043_00059_19652_8977.N1	03-DEC-2005 00:00:20	Bright	36.000	35	33Alp Per	1.7950	6250.0	72	19652	No
2	GOM_NL__2PRFIN20051203_000345_000000352043_00059_19652_8978.N1	03-DEC-2005 00:03:45	Bright	35.000	110	37Del Cas	2.6780	8900.0	70	19652	No
3	GOM_NL__2PRFIN20051203_001122_000000352043_00059_19652_8979.N1	03-DEC-2005 00:11:22	Bright	35.000	49	1Alp UMi	1.9900	6300.0	70	19652	No
4	GOM_NL__2PRFIN20051203_001604_000000372043_00059_19652_8980.N1	03-DEC-2005 00:16:04	Bright	37.000	60	7Bet UMi	2.0810	3950.0	74	19652	No
5	GOM_NL__2PRFIN20051203_001846_000000362043_00059_19652_8981.N1	03-DEC-2005 00:18:46	Bright	36.000	119	14Eta Dra	2.7270	4700.0	72	19652	No
6	GOM_NL__2PRFIN20051203_002321_000000082043_00059_19652_8982.N1	03-DEC-2005 00:23:21	Straylight	8.0000	39	85Eta UMa	1.8540	24000.	16	19652	No
7	GOM_NL__2PRFIN20051203_002618_000000342043_00059_19652_8983.N1	03-DEC-2005 00:26:18	Bright	33.500	180	27Gam Boo	3.0400	8000.0	67	19652	No
8	GOM_NL__2PRFIN20051203_002919_000000332043_00059_19652_8984.N1	03-DEC-2005 00:29:19	Bright	33.000	83		2.3780	11000.	66	19652	No
9	GOM_NL__2PRFIN20051203_003152_000000342043_00059_19652_8985.N1	03-DEC-2005 00:31:52	Bright	34.000	3	16Alp Boo	-0.050000	4250.0	68	19652	No
10	GOM_NL__2PRFIN20051203_004120_000000382043_00059_19652_8986.N1	03-DEC-2005 00:41:20	Bright	37.500	15	67Alp Vir	0.97600	28000.	75	19652	No
11	GOM_NL__2PRFIN20051203_004445_000000442043_00059_19652_8987.N1	03-DEC-2005 00:44:45	Tw_i_and_stray	43.500	169	46Gam Hya	2.9910	4700.0	87	19652	No
12	GOM_NL__2PRFIN20051203_004814_000000372043_00059_19652_8988.N1	03-DEC-2005 00:48:14	Dark	37.000	123	1ot Cen	2.7500	10200.	74	19652	No
13	GOM_NL__2PRFIN20051203_005020_000000382043_00059_19652_8989.N1	03-DEC-2005 00:50:20	Dark	38.000	95	Zet Cen	2.5450	26000.	76	19652	No
14	GOM_NL__2PRFIN20051203_005217_000000382043_00059_19652_8990.N1	03-DEC-2005 00:52:17	Dark	37.500	64	Gam Cen	2.2000	10600.	75	19652	No
15	GOM_NL__2PRFIN20051203_005437_000000382043_00059_19652_8991.N1	03-DEC-2005 00:54:37	Dark	37.500	20	Bet Cru	1.2530	30000.	75	19652	No
16	GOM_NL__2PRFIN20051203_005548_000000412043_00060_19653_8971.N1	03-DEC-2005 00:55:48	Dark	40.500	12	Alp1Cru	0.77500	30000.	81	19653	No
17	GOM_NL__2PRFIN20051203_010121_000000382043_00060_19653_8972.N1	03-DEC-2005 01:01:21	Dark	38.000	29	Bet Car	1.6720	10200.	76	19653	No
18	GOM_NL__2PRFIN20051203_012239_000000462043_00060_19653_8973.N1	03-DEC-2005 01:22:39	Straylight	45.500	165	34Gam Eri	2.9500	3200.0	91	19653	No
19	GOM_NL__2PRFIN20051203_012801_000000432043_00060_19653_8974.N1	03-DEC-2005 01:28:01	Tw_i_and_stray	43.000	94	92Alp Cet	2.5260	3100.0	86	19653	No
20	GOM_NL__2PRFIN20051203_013358_000000382043_00060_19653_8975.N1	03-DEC-2005 01:33:58	Bright	38.000	50	13Alp Ari	2.0070	4250.0	76	19653	No
21	GOM_NL__2PRFIN20051203_013703_000000342043_00060_19653_8976.N1	03-DEC-2005 01:37:03	Bright	34.000	173	4Bet Tri	3.0040	8900.0	68	19653	No
22	GOM_NL__2PRFIN20051203_013821_000000352043_00060_19653_8977.N1	03-DEC-2005 01:38:21	Bright	35.000	79	26Bet Per	2.3100	13100.	70	19653	No
23	GOM_NL__2PRFIN20051203_014056_000000362043_00060_19653_8978.N1	03-DEC-2005 01:40:56	Bright	36.000	35	33Alp Per	1.7950	6250.0	72	19653	No
24	GOM_NL__2PRFIN20051203_014421_000000352043_00060_19653_8979.N1	03-DEC-2005 01:44:21	Bright	35.000	110	37Del Cas	2.6780	8900.0	70	19653	No
25	GOM_NL__2PRFIN20051203_015158_000000322043_00060_19653_8980.N1	03-DEC-2005 01:51:58	Bright	32.000	49	1Alp UMi	1.9900	6300.0	64	19653	No
26	GOM_NL__2PRFIN20051203_015640_000000372043_00060_19653_8981.N1	03-DEC-2005 01:56:40	Bright	36.500	60	7Bet UMi	2.0810	3950.0	73	19653	No
27	GOM_NL__2PRFIN20051203_015923_000000372043_00060_19653_8982.N1	03-DEC-2005 01:59:23	Bright	36.500	119	14Eta Dra	2.7270	4700.0	73	19653	No
28	GOM_NL__2PRFIN20051203_020356_000000082043_00060_19653_8983.N1	03-DEC-2005 02:03:56	Straylight	8.0000	39	85Eta UMa	1.8540	24000.	16	19653	No
29	GOM_NL__2PRFIN20051203_020654_000000342043_00060_19653_8984.N1	03-DEC-2005 02:06:54	Bright	33.500	180	27Gam Boo	3.0400	8000.0	67	19653	No
30	GOM_NL__2PRFIN20051203_020956_000000342043_00060_19653_8985.N1	03-DEC-2005 02:09:56	Bright	33.500	83		2.3780	11000.	67	19653	No
31	GOM_NL__2PRFIN20051203_021228_000000342043_00060_19653_8986.N1	03-DEC-2005 02:12:28	Bright	34.000	3	16Alp Boo	-0.050000	4250.0	68	19653	No
32	GOM_NL__2PRFIN20051203_022157_000000552043_00060_19653_8987.N1	03-DEC-2005 02:21:57	Bright	55.000	15	67Alp Vir	0.97600	28000.	110	19653	No
33	GOM_NL__2PRFIN20051203_022522_000000442043_00060_19653_8988.N1	03-DEC-2005 02:25:22	Tw_i_and_stray	43.500	169	46Gam Hya	2.9910	4700.0	87	19653	No
34	GOM_NL__2PRFIN20051203_023057_000000382043_00060_19653_8989.N1	03-DEC-2005 02:30:57	Dark	38.000	95	Zet Cen	2.5450	26000.	76	19653	No
35	GOM_NL__2PRFIN20051203_023253_000000382043_00060_19653_8990.N1	03-DEC-2005 02:32:53	Dark	38.000	64	Gam Cen	2.2000	10600.	76	19653	No
36	GOM_NL__2PRFIN20051203_023513_000000372043_00060_19653_8991.N1	03-DEC-2005 02:35:13	Dark	37.000	20	Bet Cru	1.2530	30000.	74	19653	No
37	GOM_NL__2PRFIN20051203_023625_000000392043_00061_19654_8971.N1	03-DEC-2005 02:36:25	Dark	39.000	12	Alp1Cru	0.77500	30000.	78	19654	No
38	GOM_NL__2PRFIN20051203_024157_000000392043_00061_19654_8972.N1	03-DEC-2005 02:41:57	Dark	38.500	29	Bet Car	1.6720	10200.	77	19654	No
39	GOM_NL__2PRFIN20051203_030315_000000452043_00061_19654_8973.N1	03-DEC-2005 03:03:15	Straylight	44.500	165	34Gam Eri	2.9500	3200.0	89	19654	No
40	GOM_NL__2PRFIN20051203_030837_000000462043_00061_19654_8974.N1	03-DEC-2005 03:08:37	Tw_i_and_stray	45.500	94	92Alp Cet	2.5260	3100.0	91	19654	No
41	GOM_NL__2PRFIN20051203_031434_000000382043_00061_19654_8975.N1	03-DEC-2005 03:14:34	Bright	37.500	50	13Alp Ari	2.0070	4250.0	75	19654	No
42	GOM_NL__2PRFIN20051203_031739_000000342043_00061_19654_8976.N1	03-DEC-2005 03:17:39	Bright	34.000	173	4Bet Tri	3.0040	8900.0	68	19654	No

43	GOM_NL__2PRFIN20051203_031857_000000372043_00061_19654_8977.N1	03-DEC-2005 03:18:57	Bright	36.500	79	26Bet Per	2.3100	13100.	73	19654	No
44	GOM_NL__2PRFIN20051203_032132_000000392043_00061_19654_8978.N1	03-DEC-2005 03:21:32	Bright	39.000	35	33Alp Per	1.7950	6250.0	78	19654	No
45	GOM_NL__2PRFIN20051203_032457_000000352043_00061_19654_8979.N1	03-DEC-2005 03:24:57	Bright	34.500	110	37Del Cas	2.6780	8900.0	69	19654	No
46	GOM_NL__2PRFIN20051203_033234_000000332043_00061_19654_8980.N1	03-DEC-2005 03:32:34	Bright	32.500	49	1Alp UMi	1.9900	6300.0	65	19654	No
47	GOM_NL__2PRFIN20051203_033716_000000382043_00061_19654_8981.N1	03-DEC-2005 03:37:16	Bright	37.500	60	7Bet UMi	2.0810	3950.0	75	19654	No
48	GOM_NL__2PRFIN20051203_033959_000000372043_00061_19654_8982.N1	03-DEC-2005 03:39:59	Bright	36.500	119	14Eta Dra	2.7270	4700.0	73	19654	No
49	GOM_NL__2PRFIN20051203_034730_000000362043_00061_19654_8983.N1	03-DEC-2005 03:47:30	Bright	35.500	180	27Gam Boo	3.0400	8000.0	71	19654	No
50	GOM_NL__2PRFIN20051203_035032_000000342043_00061_19654_8984.N1	03-DEC-2005 03:50:32	Bright	34.000	83		2.3780	11000.	68	19654	No
51	GOM_NL__2PRFIN20051203_035304_000000342043_00061_19654_8985.N1	03-DEC-2005 03:53:04	Bright	34.000	3	16Alp Boo	-0.050000	4250.0	68	19654	No
52	GOM_NL__2PRFIN20051203_040233_000000472043_00061_19654_8986.N1	03-DEC-2005 04:02:33	Bright	47.000	15	67Alp Vir	0.97600	28000.	94	19654	No
53	GOM_NL__2PRFIN20051203_040558_000000402043_00061_19654_8987.N1	03-DEC-2005 04:05:58	Tw_i_and_stray	40.000	169	46Gam Hya	2.9910	4700.0	80	19654	No
54	GOM_NL__2PRFIN20051203_040927_000000402043_00061_19654_8988.N1	03-DEC-2005 04:09:27	Dark	39.500	123	1ot Cen	2.7500	10200.	79	19654	No
55	GOM_NL__2PRFIN20051203_041133_000000392043_00061_19654_8989.N1	03-DEC-2005 04:11:33	Dark	38.500	95	Zet Cen	2.5450	26000.	77	19654	No
56	GOM_NL__2PRFIN20051203_041329_000000382043_00061_19654_8990.N1	03-DEC-2005 04:13:29	Dark	38.000	64	Gam Cen	2.2000	10600.	76	19654	No
57	GOM_NL__2PRFIN20051203_041550_000000452043_00061_19654_8991.N1	03-DEC-2005 04:15:50	Dark	45.000	20	Bet Cru	1.2530	30000.	90	19654	No
58	GOM_NL__2PRFIN20051203_041701_000000392043_00062_19655_8971.N1	03-DEC-2005 04:17:01	Dark	39.000	12	Alp1Cru	0.77500	30000.	78	19655	No
59	GOM_NL__2PRFIN20051203_042233_000000372043_00062_19655_8972.N1	03-DEC-2005 04:22:33	Dark	37.000	29	Bet Car	1.6720	10200.	74	19655	No
60	GOM_NL__2PRFIN20051203_044351_000000442043_00062_19655_8973.N1	03-DEC-2005 04:43:51	Straylight	44.000	165	34Gam Eri	2.9500	3200.0	88	19655	No
61	GOM_NL__2PRFIN20051203_044913_000000472043_00062_19655_8974.N1	03-DEC-2005 04:49:13	Tw_i_and_stray	46.500	94	92Alp Cet	2.5260	3100.0	93	19655	No
62	GOM_NL__2PRFIN20051203_045510_000000382043_00062_19655_8975.N1	03-DEC-2005 04:55:10	Bright	38.000	50	13Alp Ari	2.0070	4250.0	76	19655	No
63	GOM_NL__2PRFIN20051203_045815_000000352043_00062_19655_8976.N1	03-DEC-2005 04:58:15	Bright	35.000	173	4Bet Tri	3.0040	8900.0	70	19655	No
64	GOM_NL__2PRFIN20051203_045933_000000372043_00062_19655_8977.N1	03-DEC-2005 04:59:33	Bright	36.500	79	26Bet Per	2.3100	13100.	73	19655	No
65	GOM_NL__2PRFIN20051203_050207_000000362043_00062_19655_8978.N1	03-DEC-2005 05:02:07	Bright	36.000	35	33Alp Per	1.7950	6250.0	72	19655	No
66	GOM_NL__2PRFIN20051203_050533_000000352043_00062_19655_8979.N1	03-DEC-2005 05:05:33	Bright	35.000	110	37Del Cas	2.6780	8900.0	70	19655	No
67	GOM_NL__2PRFIN20051203_051310_000000372043_00062_19655_8980.N1	03-DEC-2005 05:13:10	Bright	37.000	49	1Alp UMi	1.9900	6300.0	74	19655	No
68	GOM_NL__2PRFIN20051203_051752_000000362043_00062_19655_8981.N1	03-DEC-2005 05:17:52	Bright	35.500	60	7Bet UMi	2.0810	3950.0	71	19655	No
69	GOM_NL__2PRFIN20051203_052035_000000352043_00062_19655_8982.N1	03-DEC-2005 05:20:35	Bright	34.500	119	14Eta Dra	2.7270	4700.0	69	19655	No
70	GOM_NL__2PRFIN20051203_052806_000000362043_00062_19655_8983.N1	03-DEC-2005 05:28:06	Bright	35.500	180	27Gam Boo	3.0400	8000.0	71	19655	No
71	GOM_NL__2PRFIN20051203_053108_000000342043_00062_19655_8984.N1	03-DEC-2005 05:31:08	Bright	33.500	83		2.3780	11000.	67	19655	No
72	GOM_NL__2PRFIN20051203_053340_000000342043_00062_19655_8985.N1	03-DEC-2005 05:33:40	Bright	34.000	3	16Alp Boo	-0.050000	4250.0	68	19655	No
73	GOM_NL__2PRFIN20051203_054309_000000422043_00062_19655_8986.N1	03-DEC-2005 05:43:09	Bright	41.500	15	67Alp Vir	0.97600	28000.	83	19655	No
74	GOM_NL__2PRFIN20051203_054635_000000432043_00062_19655_8987.N1	03-DEC-2005 05:46:35	Tw_i_and_stray	43.000	169	46Gam Hya	2.9910	4700.0	86	19655	No
75	GOM_NL__2PRFIN20051203_055003_000000392043_00062_19655_8988.N1	03-DEC-2005 05:50:03	Dark	38.500	123	1ot Cen	2.7500	10200.	77	19655	No
76	GOM_NL__2PRFIN20051203_055209_000000382043_00062_19655_8989.N1	03-DEC-2005 05:52:09	Dark	38.000	95	Zet Cen	2.5450	26000.	76	19655	No
77	GOM_NL__2PRFIN20051203_055406_000000412043_00062_19655_8990.N1	03-DEC-2005 05:54:06	Dark	40.500	64	Gam Cen	2.2000	10600.	81	19655	No
78	GOM_NL__2PRFIN20051203_055626_000000412043_00062_19655_8991.N1	03-DEC-2005 05:56:26	Dark	40.500	20	Bet Cru	1.2530	30000.	81	19655	No
79	GOM_NL__2PRFIN20051203_055737_000000492043_00063_19656_8971.N1	03-DEC-2005 05:57:37	Dark	49.000	12	Alp1Cru	0.77500	30000.	98	19656	No
80	GOM_NL__2PRFIN20051203_060310_000000392043_00063_19656_8972.N1	03-DEC-2005 06:03:10	Dark	39.000	29	Bet Car	1.6720	10200.	78	19656	No
81	GOM_NL__2PRFIN20051203_062427_000000442043_00063_19656_8973.N1	03-DEC-2005 06:24:27	Straylight	43.500	165	34Gam Eri	2.9500	3200.0	87	19656	No
82	GOM_NL__2PRFIN20051203_062949_000000432043_00063_19656_8974.N1	03-DEC-2005 06:29:49	Tw_i_and_stray	42.500	94	92Alp Cet	2.5260	3100.0	85	19656	No
83	GOM_NL__2PRFIN20051203_063547_000000392043_00063_19656_8975.N1	03-DEC-2005 06:35:47	Bright	39.000	50	13Alp Ari	2.0070	4250.0	78	19656	No
84	GOM_NL__2PRFIN20051203_063852_000000362043_00063_19656_8976.N1	03-DEC-2005 06:38:52	Bright	36.000	173	4Bet Tri	3.0040	8900.0	72	19656	No
85	GOM_NL__2PRFIN20051203_064009_000000362043_00063_19656_8977.N1	03-DEC-2005 06:40:09	Bright	36.000	79	26Bet Per	2.3100	13100.	72	19656	No
86	GOM_NL__2PRFIN20051203_064243_000000382043_00063_19656_8978.N1	03-DEC-2005 06:42:43	Bright	37.500	35	33Alp Per	1.7950	6250.0	75	19656	No
87	GOM_NL__2PRFIN20051203_064610_000000362043_00063_19656_8979.N1	03-DEC-2005 06:46:10	Bright	36.000	110	37Del Cas	2.6780	8900.0	72	19656	No
88	GOM_NL__2PRFIN20051203_065346_000000372043_00063_19656_8980.N1	03-DEC-2005 06:53:46	Bright	36.500	49	1Alp UMi	1.9900	6300.0	73	19656	No
89	GOM_NL__2PRFIN20051203_065828_000000362043_00063_19656_8981.N1	03-DEC-2005 06:58:28	Bright	35.500	60	7Bet UMi	2.0810	3950.0	71	19656	No
90	GOM_NL__2PRFIN20051203_070111_000000352043_00063_19656_8982.N1	03-DEC-2005 07:01:11	Bright	34.500	119	14Eta Dra	2.7270	4700.0	69	19656	No
91	GOM_NL__2PRFIN20051203_070842_000000382043_00063_19656_8983.N1	03-DEC-2005 07:08:42	Bright	38.000	180	27Gam Boo	3.0400	8000.0	76	19656	No
92	GOM_NL__2PRFIN20051203_071144_000000342043_00063_19656_8984.N1	03-DEC-2005 07:11:44	Bright	34.000	83		2.3780	11000.	68	19656	No
93	GOM_NL__2PRFIN20051203_071416_000000352043_00063_19656_8985.N1	03-DEC-2005 07:14:16	Bright	34.500	3	16Alp Boo	-0.050000	4250.0	69	19656	No
94	GOM_NL__2PRFIN20051203_072346_000000552043_00063_19656_8986.N1	03-DEC-2005 07:23:46	Bright	55.000	15	67Alp Vir	0.97600	28000.	110	19656	No
95	GOM_NL__2PRFIN20051203_072711_000000442043_00063_19656_8987.N1	03-DEC-2005 07:27:11	Tw_i_and_stray	44.000	169	46Gam Hya	2.9910	4700.0	88	19656	No
96	GOM_NL__2PRFIN20051203_073040_000000392043_00063_19656_8988.N1	03-DEC-2005 07:30:40	Dark	38.500	123	1ot Cen	2.7500	10200.	77	19656	No
97	GOM_NL__2PRFIN20051203_073245_000000372043_00063_19656_8989.N1	03-DEC-2005 07:32:45	Dark	36.500	95	Zet Cen	2.5450	26000.	73	19656	No
98	GOM_NL__2PRFIN20051203_073442_000000422043_00063_19656_8990.N1	03-DEC-2005 07:34:42	Dark	41.500	64	Gam Cen	2.2000	10600.	83	19656	No
99	GOM_NL__2PRFIN20051203_073702_000000402043_00063_19656_8991.N1	03-DEC-2005 07:37:02	Dark	40.000	20	Bet Cru	1.2530	30000.	80	19656	No
100	GOM_NL__2PRFIN20051203_073813_000000402043_00064_19657_8971.N1	03-DEC-2005 07:38:13	Dark	39.500	12	Alp1Cru	0.77500	30000.	79	19657	No
101	GOM_NL__2PRFIN20051203_074346_000000392043_00064_19657_8972.N1	03-DEC-2005 07:43:46	Dark	39.000	29	Bet Car	1.6720	10200.	78	19657	No

102	GOM_NL__2PRFIN20051203_080503_000000452043_00064_19657_8973.N1	03-DEC-2005 08:05:03	Straylight	45.000	165	34Gam Eri	2.9500	3200.0	90	19657	No
103	GOM_NL__2PRFIN20051203_081025_000000472043_00064_19657_8974.N1	03-DEC-2005 08:10:25	Tw_i_and_stray	47.000	94	92Alp Cet	2.5260	3100.0	94	19657	No
104	GOM_NL__2PRFIN20051203_081623_000000392043_00064_19657_8975.N1	03-DEC-2005 08:16:23	Bright	38.500	50	13Alp Ari	2.0070	4250.0	77	19657	No
105	GOM_NL__2PRFIN20051203_081928_000000362043_00064_19657_8976.N1	03-DEC-2005 08:19:28	Bright	35.500	173	4Bet Tri	3.0040	8900.0	71	19657	No
106	GOM_NL__2PRFIN20051203_082045_000000362043_00064_19657_8977.N1	03-DEC-2005 08:20:45	Bright	36.000	79	26Bet Per	2.3100	13100.	72	19657	No
107	GOM_NL__2PRFIN20051203_082319_000000362043_00064_19657_8978.N1	03-DEC-2005 08:23:19	Bright	36.000	35	33Alp Per	1.7950	6250.0	72	19657	No
108	GOM_NL__2PRFIN20051203_082646_000000352043_00064_19657_8979.N1	03-DEC-2005 08:26:46	Bright	34.500	110	37Del Cas	2.6780	8900.0	69	19657	No
109	GOM_NL__2PRFIN20051203_083422_000000372043_00064_19657_8980.N1	03-DEC-2005 08:34:22	Bright	36.500	49	1Alp UMi	1.9900	6300.0	73	19657	No
110	GOM_NL__2PRFIN20051203_083904_000000352043_00064_19657_8981.N1	03-DEC-2005 08:39:04	Bright	35.000	60	7Bet UMi	2.0810	3950.0	70	19657	No
111	GOM_NL__2PRFIN20051203_084147_000000362043_00064_19657_8982.N1	03-DEC-2005 08:41:47	Bright	36.000	119	14Eta Dra	2.7270	4700.0	72	19657	No
112	GOM_NL__2PRFIN20051203_084918_000000522043_00064_19657_8983.N1	03-DEC-2005 08:49:18	Bright	52.000	180	27Gam Boo	3.0400	8000.0	104	19657	No
113	GOM_NL__2PRFIN20051203_085220_000000342043_00064_19657_8984.N1	03-DEC-2005 08:52:20	Bright	33.500	83		2.3780	11000.	67	19657	No
114	GOM_NL__2PRFIN20051203_085452_000000352043_00064_19657_8985.N1	03-DEC-2005 08:54:52	Bright	34.500	3	16Alp Boo	-0.050000	4250.0	69	19657	No
115	GOM_NL__2PRFIN20051203_090422_000000382043_00064_19657_8986.N1	03-DEC-2005 09:04:22	Bright	38.000	15	67Alp Vir	0.97600	28000.	76	19657	No
116	GOM_NL__2PRFIN20051203_090748_000000422043_00064_19657_8987.N1	03-DEC-2005 09:07:48	Tw_i_and_stray	42.000	169	46Gam Hya	2.9910	4700.0	84	19657	No
117	GOM_NL__2PRFIN20051203_091116_000000402043_00064_19657_8988.N1	03-DEC-2005 09:11:16	Dark	39.500	123	1ot Cen	2.7500	10200.	79	19657	No
118	GOM_NL__2PRFIN20051203_091321_000000372043_00064_19657_8989.N1	03-DEC-2005 09:13:21	Dark	37.000	95	Zet Cen	2.5450	26000.	74	19657	No
119	GOM_NL__2PRFIN20051203_091519_000000382043_00064_19657_8990.N1	03-DEC-2005 09:15:19	Dark	38.000	64	Gam Cen	2.2000	10600.	76	19657	No
120	GOM_NL__2PRFIN20051203_091738_000000392043_00064_19657_8991.N1	03-DEC-2005 09:17:38	Dark	39.000	20	Bet Cru	1.2530	30000.	78	19657	No
121	GOM_NL__2PRFIN20051203_091850_000000392043_00065_19658_8971.N1	03-DEC-2005 09:18:50	Dark	38.500	12	Alp1Cru	0.77500	30000.	77	19658	No
122	GOM_NL__2PRFIN20051203_092422_000000382043_00065_19658_8972.N1	03-DEC-2005 09:24:22	Dark	37.500	29	Bet Car	1.6720	10200.	75	19658	No
123	GOM_NL__2PRFIN20051203_094539_000000432043_00065_19658_8973.N1	03-DEC-2005 09:45:39	Straylight	43.000	165	34Gam Eri	2.9500	3200.0	86	19658	No
124	GOM_NL__2PRFIN20051203_095101_000000462043_00065_19658_8974.N1	03-DEC-2005 09:51:01	Tw_i_and_stray	45.500	94	92Alp Cet	2.5260	3100.0	91	19658	No
125	GOM_NL__2PRFIN20051203_095659_000000392043_00065_19658_8975.N1	03-DEC-2005 09:56:59	Bright	39.000	50	13Alp Ari	2.0070	4250.0	78	19658	No
126	GOM_NL__2PRFIN20051203_100004_000000352043_00065_19658_8976.N1	03-DEC-2005 10:00:04	Bright	35.000	173	4Bet Tri	3.0040	8900.0	70	19658	No
127	GOM_NL__2PRFIN20051203_100121_000000362043_00065_19658_8977.N1	03-DEC-2005 10:01:21	Bright	36.000	79	26Bet Per	2.3100	13100.	72	19658	No
128	GOM_NL__2PRFIN20051203_100355_000000382043_00065_19658_8978.N1	03-DEC-2005 10:03:55	Bright	37.500	35	33Alp Per	1.7950	6250.0	75	19658	No
129	GOM_NL__2PRFIN20051203_100722_000000362043_00065_19658_8979.N1	03-DEC-2005 10:07:22	Bright	35.500	110	37Del Cas	2.6780	8900.0	71	19658	No
130	GOM_NL__2PRFIN20051203_101458_000000362043_00065_19658_8980.N1	03-DEC-2005 10:14:58	Bright	35.500	49	1Alp UMi	1.9900	6300.0	71	19658	No
131	GOM_NL__2PRFIN20051203_101939_000000382043_00065_19658_8981.N1	03-DEC-2005 10:19:39	Bright	38.000	60	7Bet UMi	2.0810	3950.0	76	19658	No
132	GOM_NL__2PRFIN20051203_102223_000000432043_00065_19658_8982.N1	03-DEC-2005 10:22:23	Bright	43.000	119	14Eta Dra	2.7270	4700.0	86	19658	No
133	GOM_NL__2PRFIN20051203_102954_000000382043_00065_19658_8983.N1	03-DEC-2005 10:29:54	Bright	38.000	180	27Gam Boo	3.0400	8000.0	76	19658	No
134	GOM_NL__2PRFIN20051203_103256_000000342043_00065_19658_8984.N1	03-DEC-2005 10:32:56	Bright	33.500	83		2.3780	11000.	67	19658	No
135	GOM_NL__2PRFIN20051203_103528_000000352043_00065_19658_8985.N1	03-DEC-2005 10:35:28	Bright	34.500	3	16Alp Boo	-0.050000	4250.0	69	19658	No
136	GOM_NL__2PRFIN20051203_104458_000000402043_00065_19658_8986.N1	03-DEC-2005 10:44:58	Bright	39.500	15	67Alp Vir	0.97600	28000.	79	19658	No
137	GOM_NL__2PRFIN20051203_104824_000000432043_00065_19658_8987.N1	03-DEC-2005 10:48:24	Tw_i_and_stray	42.500	169	46Gam Hya	2.9910	4700.0	85	19658	No
138	GOM_NL__2PRFIN20051203_105152_000000402043_00065_19658_8988.N1	03-DEC-2005 10:51:52	Dark	39.500	123	1ot Cen	2.7500	10200.	79	19658	No
139	GOM_NL__2PRFIN20051203_105357_000000372043_00065_19658_8989.N1	03-DEC-2005 10:53:57	Dark	36.500	95	Zet Cen	2.5450	26000.	73	19658	No
140	GOM_NL__2PRFIN20051203_105555_000000392043_00065_19658_8990.N1	03-DEC-2005 10:55:55	Dark	38.500	64	Gam Cen	2.2000	10600.	77	19658	No
141	GOM_NL__2PRFIN20051203_105815_000000392043_00065_19658_8991.N1	03-DEC-2005 10:58:15	Dark	39.000	20	Bet Cru	1.2530	30000.	78	19658	No
142	GOM_NL__2PRFIN20051203_105926_000000402043_00066_19659_8971.N1	03-DEC-2005 10:59:26	Dark	40.000	12	Alp1Cru	0.77500	30000.	80	19659	No
143	GOM_NL__2PRFIN20051203_110459_000000372043_00066_19659_8972.N1	03-DEC-2005 11:04:59	Dark	36.500	29	Bet Car	1.6720	10200.	73	19659	No
144	GOM_NL__2PRFIN20051203_112616_000000412043_00066_19659_8973.N1	03-DEC-2005 11:26:16	Straylight	40.500	165	34Gam Eri	2.9500	3200.0	81	19659	No
145	GOM_NL__2PRFIN20051203_113137_000000492043_00066_19659_8974.N1	03-DEC-2005 11:31:37	Tw_i_and_stray	48.500	94	92Alp Cet	2.5260	3100.0	97	19659	No
146	GOM_NL__2PRFIN20051203_113735_000000382043_00066_19659_8975.N1	03-DEC-2005 11:37:35	Bright	38.000	50	13Alp Ari	2.0070	4250.0	76	19659	No
147	GOM_NL__2PRFIN20051203_114040_000000362043_00066_19659_8976.N1	03-DEC-2005 11:40:40	Bright	36.000	173	4Bet Tri	3.0040	8900.0	72	19659	No
148	GOM_NL__2PRFIN20051203_114156_000000372043_00066_19659_8977.N1	03-DEC-2005 11:41:56	Bright	37.000	79	26Bet Per	2.3100	13100.	74	19659	No
149	GOM_NL__2PRFIN20051203_114431_000000362043_00066_19659_8978.N1	03-DEC-2005 11:44:31	Bright	36.000	35	33Alp Per	1.7950	6250.0	72	19659	No
150	GOM_NL__2PRFIN20051203_114758_000000352043_00066_19659_8979.N1	03-DEC-2005 11:47:58	Bright	34.500	110	37Del Cas	2.6780	8900.0	69	19659	No
151	GOM_NL__2PRFIN20051203_115534_000000362043_00066_19659_8980.N1	03-DEC-2005 11:55:34	Bright	35.500	49	1Alp UMi	1.9900	6300.0	71	19659	No
152	GOM_NL__2PRFIN20051203_120015_000000362043_00066_19659_8981.N1	03-DEC-2005 12:00:15	Bright	35.500	60	7Bet UMi	2.0810	3950.0	71	19659	No
153	GOM_NL__2PRFIN20051203_120259_000000332043_00066_19659_8982.N1	03-DEC-2005 12:02:59	Bright	33.000	119	14Eta Dra	2.7270	4700.0	66	19659	No
154	GOM_NL__2PRFIN20051203_121030_000000352043_00066_19659_8983.N1	03-DEC-2005 12:10:30	Bright	34.500	180	27Gam Boo	3.0400	8000.0	69	19659	No
155	GOM_NL__2PRFIN20051203_121332_000000352043_00066_19659_8984.N1	03-DEC-2005 12:13:32	Bright	34.500	83		2.3780	11000.	69	19659	No
156	GOM_NL__2PRFIN20051203_121604_000000362043_00066_19659_8985.N1	03-DEC-2005 12:16:04	Bright	35.500	3	16Alp Boo	-0.050000	4250.0	71	19659	No
157	GOM_NL__2PRFIN20051203_122535_000000412043_00066_19659_8986.N1	03-DEC-2005 12:25:35	Bright	41.000	15	67Alp Vir	0.97600	28000.	82	19659	No
158	GOM_NL__2PRFIN20051203_122900_000000432043_00066_19659_8987.N1	03-DEC-2005 12:29:00	Tw_i_and_stray	42.500	169	46Gam Hya	2.9910	4700.0	85	19659	No
159	GOM_NL__2PRFIN20051203_123229_000000392043_00066_19659_8988.N1	03-DEC-2005 12:32:29	Dark	38.500	123	1ot Cen	2.7500	10200.	77	19659	No
160	GOM_NL__2PRFIN20051203_123433_000000392043_00066_19659_8989.N1	03-DEC-2005 12:34:33	Dark	38.500	95	Zet Cen	2.5450	26000.	77	19659	No



161	GOM_NL__2PRFIN20051203_123631_000000452043_00066_19659_8990.N1	03-DEC-2005 12:36:31	Dark	44.500	64	Gam Cen	2.2000	10600.	89	19659	No
162	GOM_NL__2PRFIN20051203_123851_000000382043_00066_19659_8991.N1	03-DEC-2005 12:38:51	Dark	37.500	20	Bet Cru	1.2530	30000.	75	19659	No
163	GOM_NL__2PRFIN20051203_124002_000000482043_00067_19660_8971.N1	03-DEC-2005 12:40:02	Dark	48.000	12	Alp1Cru	0.77500	30000.	96	19660	No
164	GOM_NL__2PRFIN20051203_124535_000000382043_00067_19660_8972.N1	03-DEC-2005 12:45:35	Dark	37.500	29	Bet Car	1.6720	10200.	75	19660	No
165	GOM_NL__2PRFIN20051203_130651_000000462043_00067_19660_8973.N1	03-DEC-2005 13:06:51	Straylight	46.000	165	34Gam Eri	2.9500	3200.0	92	19660	No
166	GOM_NL__2PRFIN20051203_131213_000000452043_00067_19660_8974.N1	03-DEC-2005 13:12:13	Tw_i_and_stray	45.000	94	92Alp Cet	2.5260	3100.0	90	19660	No
167	GOM_NL__2PRFIN20051203_131811_000000402043_00067_19660_8975.N1	03-DEC-2005 13:18:11	Bright	39.500	50	13Alp Ari	2.0070	4250.0	79	19660	No
168	GOM_NL__2PRFIN20051203_132116_000000352043_00067_19660_8976.N1	03-DEC-2005 13:21:16	Bright	34.500	173	4Bet Tri	3.0040	8900.0	69	19660	No
169	GOM_NL__2PRFIN20051203_132319_000000352043_00067_19660_8977.N1	03-DEC-2005 13:23:19	Bright	35.000	73	57Gam1And	2.2600	13100.	70	19660	No
170	GOM_NL__2PRFIN20051203_132507_000000372043_00067_19660_8978.N1	03-DEC-2005 13:25:07	Bright	37.000	35	33Alp Per	1.7950	6250.0	74	19660	No
171	GOM_NL__2PRFIN20051203_132834_000000352043_00067_19660_8979.N1	03-DEC-2005 13:28:34	Bright	35.000	110	37Del Cas	2.6780	8900.0	70	19660	No
172	GOM_NL__2PRFIN20051203_133610_000000332043_00067_19660_8980.N1	03-DEC-2005 13:36:10	Bright	32.500	49	1Alp UMi	1.9900	6300.0	65	19660	No
173	GOM_NL__2PRFIN20051203_134051_000000342043_00067_19660_8981.N1	03-DEC-2005 13:40:51	Bright	33.500	60	7Bet UMi	2.0810	3950.0	67	19660	No
174	GOM_NL__2PRFIN20051203_134335_000000362043_00067_19660_8982.N1	03-DEC-2005 13:43:35	Bright	35.500	119	14Eta Dra	2.7270	4700.0	71	19660	No
175	GOM_NL__2PRFIN20051203_135106_000000352043_00067_19660_8983.N1	03-DEC-2005 13:51:06	Bright	34.500	180	27Gam Boo	3.0400	8000.0	69	19660	No
176	GOM_NL__2PRFIN20051203_135408_000000352043_00067_19660_8984.N1	03-DEC-2005 13:54:08	Bright	34.500	83		2.3780	11000.	69	19660	No
177	GOM_NL__2PRFIN20051203_135641_000000382043_00067_19660_8985.N1	03-DEC-2005 13:56:41	Bright	37.500	3	16Alp Boo	-0.050000	4250.0	75	19660	No
178	GOM_NL__2PRFIN20051203_140611_000000392043_00067_19660_8986.N1	03-DEC-2005 14:06:11	Bright	38.500	15	67Alp Vir	0.97600	28000.	77	19660	No
179	GOM_NL__2PRFIN20051203_140937_000000422043_00067_19660_8987.N1	03-DEC-2005 14:09:37	Tw_i_and_stray	42.000	169	46Gam Hya	2.9910	4700.0	84	19660	No
180	GOM_NL__2PRFIN20051203_141305_000000392043_00067_19660_8988.N1	03-DEC-2005 14:13:05	Dark	38.500	123	lot Cen	2.7500	10200.	77	19660	No
181	GOM_NL__2PRFIN20051203_141510_000000392043_00067_19660_8989.N1	03-DEC-2005 14:15:10	Dark	38.500	95	Zet Cen	2.5450	26000.	77	19660	No
182	GOM_NL__2PRFIN20051203_141708_000000382043_00067_19660_8990.N1	03-DEC-2005 14:17:08	Dark	38.000	64	Gam Cen	2.2000	10600.	76	19660	No
183	GOM_NL__2PRFIN20051203_141927_000000462043_00067_19660_8991.N1	03-DEC-2005 14:19:27	Dark	46.000	20	Bet Cru	1.2530	30000.	92	19660	No
184	GOM_NL__2PRFIN20051203_142038_000000392043_00068_19661_9034.N1	03-DEC-2005 14:20:38	Dark	38.500	12	Alp1Cru	0.77500	30000.	77	19661	No
185	GOM_NL__2PRFIN20051203_142611_000000392043_00068_19661_9035.N1	03-DEC-2005 14:26:11	Dark	38.500	29	Bet Car	1.6720	10200.	77	19661	No
186	GOM_NL__2PRFIN20051203_144728_000000442043_00068_19661_9036.N1	03-DEC-2005 14:47:28	Straylight	44.000	165	34Gam Eri	2.9500	3200.0	88	19661	No
187	GOM_NL__2PRFIN20051203_145249_000000442043_00068_19661_9037.N1	03-DEC-2005 14:52:49	Tw_i_and_stray	43.500	94	92Alp Cet	2.5260	3100.0	87	19661	No
188	GOM_NL__2PRFIN20051203_145847_000000392043_00068_19661_9038.N1	03-DEC-2005 14:58:47	Bright	38.500	50	13Alp Ari	2.0070	4250.0	77	19661	No
189	GOM_NL__2PRFIN20051203_150152_000000352043_00068_19661_9039.N1	03-DEC-2005 15:01:52	Bright	35.000	173	4Bet Tri	3.0040	8900.0	70	19661	No
190	GOM_NL__2PRFIN20051203_150356_000000372043_00068_19661_9040.N1	03-DEC-2005 15:03:56	Bright	36.500	73	57Gam1And	2.2600	13100.	73	19661	No
191	GOM_NL__2PRFIN20051203_150542_000000372043_00068_19661_9041.N1	03-DEC-2005 15:05:42	Bright	37.000	35	33Alp Per	1.7950	6250.0	74	19661	No
192	GOM_NL__2PRFIN20051203_150910_000000352043_00068_19661_9042.N1	03-DEC-2005 15:09:10	Bright	34.500	110	37Del Cas	2.6780	8900.0	69	19661	No
193	GOM_NL__2PRFIN20051203_151646_000000352043_00068_19661_9043.N1	03-DEC-2005 15:16:46	Bright	35.000	49	1Alp UMi	1.9900	6300.0	70	19661	No
194	GOM_NL__2PRFIN20051203_152127_000000342043_00068_19661_9044.N1	03-DEC-2005 15:21:27	Bright	34.000	60	7Bet UMi	2.0810	3950.0	68	19661	No
195	GOM_NL__2PRFIN20051203_152412_000000372043_00068_19661_9045.N1	03-DEC-2005 15:24:12	Bright	37.000	119	14Eta Dra	2.7270	4700.0	74	19661	No
196	GOM_NL__2PRFIN20051203_153142_000000342043_00068_19661_9046.N1	03-DEC-2005 15:31:42	Bright	34.000	180	27Gam Boo	3.0400	8000.0	68	19661	No
197	GOM_NL__2PRFIN20051203_153444_000000342043_00068_19661_9047.N1	03-DEC-2005 15:34:44	Bright	34.000	83		2.3780	11000.	68	19661	No
198	GOM_NL__2PRFIN20051203_153717_000000342043_00068_19661_9048.N1	03-DEC-2005 15:37:17	Bright	33.500	3	16Alp Boo	-0.050000	4250.0	67	19661	No
199	GOM_NL__2PRFIN20051203_154648_000000402043_00068_19661_9049.N1	03-DEC-2005 15:46:48	Bright	40.000	15	67Alp Vir	0.97600	28000.	80	19661	No
200	GOM_NL__2PRFIN20051203_155013_000000412043_00068_19661_9050.N1	03-DEC-2005 15:50:13	Tw_i_and_stray	41.000	169	46Gam Hya	2.9910	4700.0	82	19661	No
201	GOM_NL__2PRFIN20051203_155341_000000402043_00068_19661_9051.N1	03-DEC-2005 15:53:41	Dark	40.000	123	lot Cen	2.7500	10200.	80	19661	No
202	GOM_NL__2PRFIN20051203_155546_000000362043_00068_19661_9052.N1	03-DEC-2005 15:55:46	Dark	35.500	95	Zet Cen	2.5450	26000.	71	19661	No
203	GOM_NL__2PRFIN20051203_155744_000000432043_00068_19661_9053.N1	03-DEC-2005 15:57:44	Dark	42.500	64	Gam Cen	2.2000	10600.	85	19661	No
204	GOM_NL__2PRFIN20051203_160003_000000442043_00068_19661_9054.N1	03-DEC-2005 16:00:03	Dark	44.000	20	Bet Cru	1.2530	30000.	88	19661	No
205	GOM_NL__2PRFIN20051203_160115_000000412043_00069_19662_9034.N1	03-DEC-2005 16:01:15	Dark	40.500	12	Alp1Cru	0.77500	30000.	81	19662	No
206	GOM_NL__2PRFIN20051203_160648_000000392043_00069_19662_9035.N1	03-DEC-2005 16:06:48	Dark	38.500	29	Bet Car	1.6720	10200.	77	19662	No
207	GOM_NL__2PRFIN20051203_162804_000000452043_00069_19662_9036.N1	03-DEC-2005 16:28:04	Straylight	45.000	165	34Gam Eri	2.9500	3200.0	90	19662	No
208	GOM_NL__2PRFIN20051203_163325_000000482043_00069_19662_9037.N1	03-DEC-2005 16:33:25	Tw_i_and_stray	47.500	94	92Alp Cet	2.5260	3100.0	95	19662	No
209	GOM_NL__2PRFIN20051203_163924_000000382043_00069_19662_9038.N1	03-DEC-2005 16:39:24	Bright	38.000	50	13Alp Ari	2.0070	4250.0	76	19662	No
210	GOM_NL__2PRFIN20051203_164229_000000352043_00069_19662_9039.N1	03-DEC-2005 16:42:29	Bright	35.000	173	4Bet Tri	3.0040	8900.0	70	19662	No
211	GOM_NL__2PRFIN20051203_164432_000000352043_00069_19662_9040.N1	03-DEC-2005 16:44:32	Bright	35.000	73	57Gam1And	2.2600	13100.	70	19662	No
212	GOM_NL__2PRFIN20051203_164618_000000362043_00069_19662_9041.N1	03-DEC-2005 16:46:18	Bright	36.000	35	33Alp Per	1.7950	6250.0	72	19662	No
213	GOM_NL__2PRFIN20051203_164947_000000342043_00069_19662_9042.N1	03-DEC-2005 16:49:47	Bright	34.000	110	37Del Cas	2.6780	8900.0	68	19662	No
214	GOM_NL__2PRFIN20051203_165722_000000372043_00069_19662_9043.N1	03-DEC-2005 16:57:22	Bright	36.500	49	1Alp UMi	1.9900	6300.0	73	19662	No
215	GOM_NL__2PRFIN20051203_170203_000000362043_00069_19662_9044.N1	03-DEC-2005 17:02:03	Bright	36.000	60	7Bet UMi	2.0810	3950.0	72	19662	No
216	GOM_NL__2PRFIN20051203_170448_000000372043_00069_19662_9045.N1	03-DEC-2005 17:04:48	Bright	37.000	119	14Eta Dra	2.7270	4700.0	74	19662	No
217	GOM_NL__2PRFIN20051203_171218_000000522043_00069_19662_9046.N1	03-DEC-2005 17:12:18	Bright	52.000	180	27Gam Boo	3.0400	8000.0	104	19662	No
218	GOM_NL__2PRFIN20051203_171520_000000352043_00069_19662_9047.N1	03-DEC-2005 17:15:20	Bright	34.500	83		2.3780	11000.	69	19662	No
219	GOM_NL__2PRFIN20051203_171753_000000342043_00069_19662_9048.N1	03-DEC-2005 17:17:53	Bright	34.000	3	16Alp Boo	-0.050000	4250.0	68	19662	No



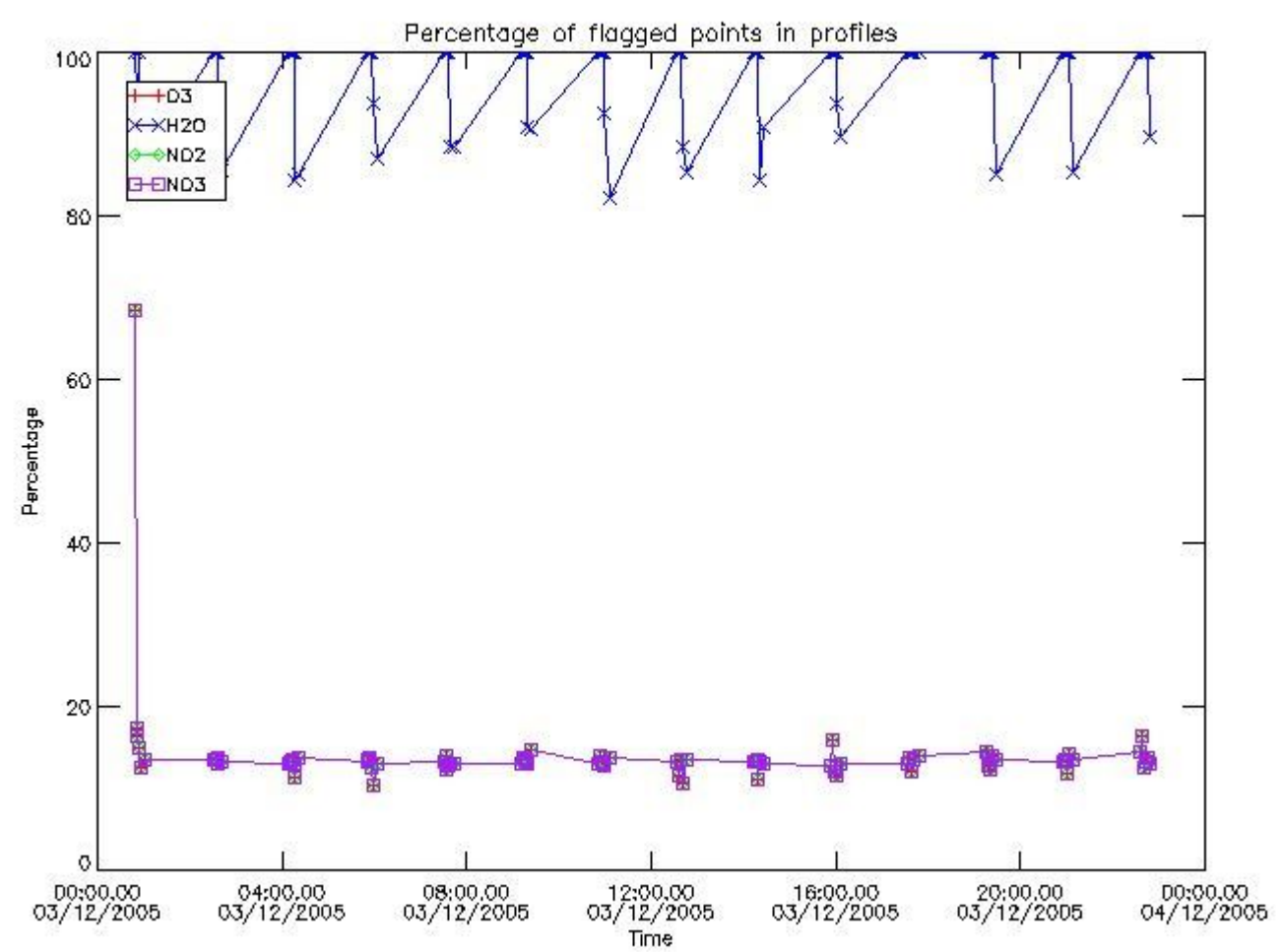
220	GOM_NL__2PRFIN20051203_172724_000000412043_00069_19662_9049.N1	03-DEC-2005 17:27:24	Bright	41.000	15	67Alp Vir	0.97600	28000.	82	19662	No
221	GOM_NL__2PRFIN20051203_173050_000000452043_00069_19662_9050.N1	03-DEC-2005 17:30:50	Tw_i_and_stray	44.500	169	46Gam Hya	2.9910	4700.0	89	19662	No
222	GOM_NL__2PRFIN20051203_173418_000000392043_00069_19662_9051.N1	03-DEC-2005 17:34:18	Dark	39.000	123	lot Cen	2.7500	10200.	78	19662	No
223	GOM_NL__2PRFIN20051203_173622_000000372043_00069_19662_9052.N1	03-DEC-2005 17:36:22	Dark	37.000	95	Zet Cen	2.5450	26000.	74	19662	No
224	GOM_NL__2PRFIN20051203_173821_000000422043_00069_19662_9053.N1	03-DEC-2005 17:38:21	Dark	42.000	64	Gam Cen	2.2000	10600.	84	19662	No
225	GOM_NL__2PRFIN20051203_174040_000000382043_00069_19662_9054.N1	03-DEC-2005 17:40:40	Dark	38.000	20	Bet Cru	1.2530	30000.	76	19662	No
226	GOM_NL__2PRFIN20051203_174724_000000362043_00070_19663_9034.N1	03-DEC-2005 17:47:24	Dark	36.000	29	Bet Car	1.6720	10200.	72	19663	No
227	GOM_NL__2PRFIN20051203_180840_000000432043_00070_19663_9035.N1	03-DEC-2005 18:08:40	Straylight	43.000	165	34Gam Eri	2.9500	3200.0	86	19663	No
228	GOM_NL__2PRFIN20051203_181401_000000422043_00070_19663_9036.N1	03-DEC-2005 18:14:01	Tw_i_and_stray	42.000	94	92Alp Cet	2.5260	3100.0	84	19663	No
229	GOM_NL__2PRFIN20051203_182000_000000392043_00070_19663_9037.N1	03-DEC-2005 18:20:00	Bright	38.500	50	13Alp Ari	2.0070	4250.0	77	19663	No
230	GOM_NL__2PRFIN20051203_182305_000000342043_00070_19663_9038.N1	03-DEC-2005 18:23:05	Bright	34.000	173	4Bet Tri	3.0040	8900.0	68	19663	No
231	GOM_NL__2PRFIN20051203_182508_000000362043_00070_19663_9039.N1	03-DEC-2005 18:25:08	Bright	36.000	73	57Gam1And	2.2600	13100.	72	19663	No
232	GOM_NL__2PRFIN20051203_182654_000000382043_00070_19663_9040.N1	03-DEC-2005 18:26:54	Bright	37.500	35	33Alp Per	1.7950	6250.0	75	19663	No
233	GOM_NL__2PRFIN20051203_183023_000000362043_00070_19663_9041.N1	03-DEC-2005 18:30:23	Bright	35.500	110	37Del Cas	2.6780	8900.0	71	19663	No
234	GOM_NL__2PRFIN20051203_183758_000000352043_00070_19663_9042.N1	03-DEC-2005 18:37:58	Bright	35.000	49	1Alp UMi	1.9900	6300.0	70	19663	No
235	GOM_NL__2PRFIN20051203_184239_000000372043_00070_19663_9043.N1	03-DEC-2005 18:42:39	Bright	36.500	60	7Bet UMi	2.0810	3950.0	73	19663	No
236	GOM_NL__2PRFIN20051203_184524_000000332043_00070_19663_9044.N1	03-DEC-2005 18:45:24	Bright	32.500	119	14Eta Dra	2.7270	4700.0	65	19663	No
237	GOM_NL__2PRFIN20051203_185254_000000342043_00070_19663_9045.N1	03-DEC-2005 18:52:54	Bright	34.000	180	27Gam Boo	3.0400	8000.0	68	19663	No
238	GOM_NL__2PRFIN20051203_185557_000000352043_00070_19663_9046.N1	03-DEC-2005 18:55:57	Bright	34.500	83		2.3780	11000.	69	19663	No
239	GOM_NL__2PRFIN20051203_185829_000000352043_00070_19663_9047.N1	03-DEC-2005 18:58:29	Bright	34.500	3	16Alp Boo	-0.050000	4250.0	69	19663	No
240	GOM_NL__2PRFIN20051203_190800_000000422043_00070_19663_9048.N1	03-DEC-2005 19:08:00	Bright	42.000	15	67Alp Vir	0.97600	28000.	84	19663	No
241	GOM_NL__2PRFIN20051203_191126_000000422043_00070_19663_9049.N1	03-DEC-2005 19:11:26	Tw_i_and_stray	42.000	169	46Gam Hya	2.9910	4700.0	84	19663	No
242	GOM_NL__2PRFIN20051203_191454_000000392043_00070_19663_9050.N1	03-DEC-2005 19:14:54	Dark	39.000	123	lot Cen	2.7500	10200.	78	19663	No
243	GOM_NL__2PRFIN20051203_191658_000000372043_00070_19663_9051.N1	03-DEC-2005 19:16:58	Dark	36.500	95	Zet Cen	2.5450	26000.	73	19663	No
244	GOM_NL__2PRFIN20051203_191857_000000402043_00070_19663_9052.N1	03-DEC-2005 19:18:57	Dark	40.000	64	Gam Cen	2.2000	10600.	80	19663	No
245	GOM_NL__2PRFIN20051203_192116_000000422043_00070_19663_9053.N1	03-DEC-2005 19:21:16	Dark	41.500	20	Bet Cru	1.2530	30000.	83	19663	No
246	GOM_NL__2PRFIN20051203_192336_000000372043_00071_19664_9068.N1	03-DEC-2005 19:23:36	Dark	36.500	112	Alp Mus	2.6880	26000.	73	19664	No
247	GOM_NL__2PRFIN20051203_192800_000000372043_00071_19664_9069.N1	03-DEC-2005 19:28:00	Dark	37.000	29	Bet Car	1.6720	10200.	74	19664	No
248	GOM_NL__2PRFIN20051203_194916_000000422043_00071_19664_9070.N1	03-DEC-2005 19:49:16	Straylight	41.500	165	34Gam Eri	2.9500	3200.0	83	19664	No
249	GOM_NL__2PRFIN20051203_195437_000000422043_00071_19664_9071.N1	03-DEC-2005 19:54:37	Tw_i_and_stray	41.500	94	92Alp Cet	2.5260	3100.0	83	19664	No
250	GOM_NL__2PRFIN20051203_200036_000000382043_00071_19664_9072.N1	03-DEC-2005 20:00:36	Bright	37.500	50	13Alp Ari	2.0070	4250.0	75	19664	No
251	GOM_NL__2PRFIN20051203_200341_000000352043_00071_19664_9073.N1	03-DEC-2005 20:03:41	Bright	34.500	173	4Bet Tri	3.0040	8900.0	69	19664	No
252	GOM_NL__2PRFIN20051203_200544_000000372043_00071_19664_9074.N1	03-DEC-2005 20:05:44	Bright	37.000	73	57Gam1And	2.2600	13100.	74	19664	No
253	GOM_NL__2PRFIN20051203_200730_000000392043_00071_19664_9075.N1	03-DEC-2005 20:07:30	Bright	39.000	35	33Alp Per	1.7950	6250.0	78	19664	No
254	GOM_NL__2PRFIN20051203_201059_000000352043_00071_19664_9076.N1	03-DEC-2005 20:10:59	Bright	35.000	110	37Del Cas	2.6780	8900.0	70	19664	No
255	GOM_NL__2PRFIN20051203_201834_000000362043_00071_19664_9077.N1	03-DEC-2005 20:18:34	Bright	36.000	49	1Alp UMi	1.9900	6300.0	72	19664	No
256	GOM_NL__2PRFIN20051203_202315_000000332043_00071_19664_9078.N1	03-DEC-2005 20:23:15	Bright	32.500	60	7Bet UMi	2.0810	3950.0	65	19664	No
257	GOM_NL__2PRFIN20051203_202600_000000332043_00071_19664_9079.N1	03-DEC-2005 20:26:00	Bright	33.000	119	14Eta Dra	2.7270	4700.0	66	19664	No
258	GOM_NL__2PRFIN20051203_203330_000000352043_00071_19664_9080.N1	03-DEC-2005 20:33:30	Bright	34.500	180	27Gam Boo	3.0400	8000.0	69	19664	No
259	GOM_NL__2PRFIN20051203_203633_000000342043_00071_19664_9081.N1	03-DEC-2005 20:36:33	Bright	34.000	83		2.3780	11000.	68	19664	No
260	GOM_NL__2PRFIN20051203_203905_000000342043_00071_19664_9082.N1	03-DEC-2005 20:39:05	Bright	34.000	3	16Alp Boo	-0.050000	4250.0	68	19664	No
261	GOM_NL__2PRFIN20051203_204837_000000522043_00071_19664_9083.N1	03-DEC-2005 20:48:37	Bright	52.000	15	67Alp Vir	0.97600	28000.	104	19664	No
262	GOM_NL__2PRFIN20051203_205202_000000412043_00071_19664_9084.N1	03-DEC-2005 20:52:02	Tw_i_and_stray	41.000	169	46Gam Hya	2.9910	4700.0	82	19664	No
263	GOM_NL__2PRFIN20051203_205530_000000392043_00071_19664_9085.N1	03-DEC-2005 20:55:30	Dark	38.500	123	lot Cen	2.7500	10200.	77	19664	No
264	GOM_NL__2PRFIN20051203_205734_000000382043_00071_19664_9086.N1	03-DEC-2005 20:57:34	Dark	37.500	95	Zet Cen	2.5450	26000.	75	19664	No
265	GOM_NL__2PRFIN20051203_205933_000000382043_00071_19664_9087.N1	03-DEC-2005 20:59:33	Dark	37.500	64	Gam Cen	2.2000	10600.	75	19664	No
266	GOM_NL__2PRFIN20051203_210152_000000442043_00071_19664_9088.N1	03-DEC-2005 21:01:52	Dark	43.500	20	Bet Cru	1.2530	30000.	87	19664	No
267	GOM_NL__2PRFIN20051203_210412_000000362043_00072_19665_9068.N1	03-DEC-2005 21:04:12	Dark	36.000	112	Alp Mus	2.6880	26000.	72	19665	No
268	GOM_NL__2PRFIN20051203_210837_000000382043_00072_19665_9069.N1	03-DEC-2005 21:08:37	Dark	38.000	29	Bet Car	1.6720	10200.	76	19665	No
269	GOM_NL__2PRFIN20051203_212952_000000432043_00072_19665_9070.N1	03-DEC-2005 21:29:52	Straylight	42.500	165	34Gam Eri	2.9500	3200.0	85	19665	No
270	GOM_NL__2PRFIN20051203_213513_000000472043_00072_19665_9071.N1	03-DEC-2005 21:35:13	Tw_i_and_stray	46.500	94	92Alp Cet	2.5260	3100.0	93	19665	No
271	GOM_NL__2PRFIN20051203_214112_000000372043_00072_19665_9072.N1	03-DEC-2005 21:41:12	Bright	37.000	50	13Alp Ari	2.0070	4250.0	74	19665	No
272	GOM_NL__2PRFIN20051203_214417_000000332043_00072_19665_9073.N1	03-DEC-2005 21:44:17	Bright	33.000	173	4Bet Tri	3.0040	8900.0	66	19665	No
273	GOM_NL__2PRFIN20051203_214620_000000362043_00072_19665_9074.N1	03-DEC-2005 21:46:20	Bright	35.500	73	57Gam1And	2.2600	13100.	71	19665	No
274	GOM_NL__2PRFIN20051203_214806_000000382043_00072_19665_9075.N1	03-DEC-2005 21:48:06	Bright	38.000	35	33Alp Per	1.7950	6250.0	76	19665	No
275	GOM_NL__2PRFIN20051203_215135_000000352043_00072_19665_9076.N1	03-DEC-2005 21:51:35	Bright	35.000	110	37Del Cas	2.6780	8900.0	70	19665	No
276	GOM_NL__2PRFIN20051203_215909_000000362043_00072_19665_9077.N1	03-DEC-2005 21:59:09	Bright	36.000	49	1Alp UMi	1.9900	6300.0	72	19665	No
277	GOM_NL__2PRFIN20051203_220351_000000362043_00072_19665_9078.N1	03-DEC-2005 22:03:51	Bright	35.500	60	7Bet UMi	2.0810	3950.0	71	19665	No
278	GOM_NL__2PRFIN20051203_220636_000000362043_00072_19665_9079.N1	03-DEC-2005 22:06:36	Bright	35.500	119	14Eta Dra	2.7270	4700.0	71	19665	No

279	GOM_NL__2PRFIN20051203_221406_000000342043_00072_19665_9080.N1	03-DEC-2005 22:14:06	Bright	34.000	180	27Gam Boo	3.0400	8000.0	68	19665	No
280	GOM_NL__2PRFIN20051203_221709_000000362043_00072_19665_9081.N1	03-DEC-2005 22:17:09	Bright	35.500	83		2.3780	11000.	71	19665	No
281	GOM_NL__2PRFIN20051203_221941_000000352043_00072_19665_9082.N1	03-DEC-2005 22:19:41	Bright	35.000	3	16Alp Boo	-0.050000	4250.0	70	19665	No
282	GOM_NL__2PRFIN20051203_222913_000000412043_00072_19665_9083.N1	03-DEC-2005 22:29:13	Bright	40.500	15	67Alp Vir	0.97600	28000.	81	19665	No
283	GOM_NL__2PRFIN20051203_223239_000000402043_00072_19665_9084.N1	03-DEC-2005 22:32:39	Tw_i_and_stray	39.500	169	46Gam Hya	2.9910	4700.0	79	19665	No
284	GOM_NL__2PRFIN20051203_223607_000000392043_00072_19665_9085.N1	03-DEC-2005 22:36:07	Dark	38.500	123	lot Cen	2.7500	10200.	77	19665	No
285	GOM_NL__2PRFIN20051203_223810_000000382043_00072_19665_9086.N1	03-DEC-2005 22:38:10	Dark	37.500	95	Zet Cen	2.5450	26000.	75	19665	No
286	GOM_NL__2PRFIN20051203_224010_000000412043_00072_19665_9087.N1	03-DEC-2005 22:40:10	Dark	40.500	64	Gam Cen	2.2000	10600.	81	19665	No
287	GOM_NL__2PRFIN20051203_224228_000000392043_00072_19665_9088.N1	03-DEC-2005 22:42:28	Dark	38.500	20	Bet Cru	1.2530	30000.	77	19665	No
288	GOM_NL__2PRFIN20051203_224449_000000372043_00073_19666_9068.N1	03-DEC-2005 22:44:49	Dark	37.000	112	Alp Mus	2.6880	26000.	74	19666	No
289	GOM_NL__2PRFIN20051203_224913_000000392043_00073_19666_9069.N1	03-DEC-2005 22:49:13	Dark	39.000	29	Bet Car	1.6720	10200.	78	19666	No
290	GOM_NL__2PRFIN20051203_231028_000000442043_00073_19666_9070.N1	03-DEC-2005 23:10:28	Straylight	43.500	165	34Gam Eri	2.9500	3200.0	87	19666	No
291	GOM_NL__2PRFIN20051203_231549_000000512043_00073_19666_9071.N1	03-DEC-2005 23:15:49	Tw_i_and_stray	50.500	94	92Alp Cet	2.5260	3100.0	101	19666	No
292	GOM_NL__2PRFIN20051203_232148_000000392043_00073_19666_9072.N1	03-DEC-2005 23:21:48	Bright	39.000	50	13Alp Ari	2.0070	4250.0	78	19666	No
293	GOM_NL__2PRFIN20051203_232453_000000342043_00073_19666_9073.N1	03-DEC-2005 23:24:53	Bright	34.000	173	4Bet Tri	3.0040	8900.0	68	19666	No
294	GOM_NL__2PRFIN20051203_232656_000000372043_00073_19666_9074.N1	03-DEC-2005 23:26:56	Bright	36.500	73	57Gam1And	2.2600	13100.	73	19666	No
295	GOM_NL__2PRFIN20051203_232842_000000362043_00073_19666_9075.N1	03-DEC-2005 23:28:42	Bright	35.500	35	33Alp Per	1.7950	6250.0	71	19666	No
296	GOM_NL__2PRFIN20051203_233211_000000372043_00073_19666_9076.N1	03-DEC-2005 23:32:11	Bright	36.500	110	37Del Cas	2.6780	8900.0	73	19666	No
297	GOM_NL__2PRFIN20051203_233945_000000362043_00073_19666_9077.N1	03-DEC-2005 23:39:45	Bright	35.500	49	1Alp UMi	1.9900	6300.0	71	19666	No
298	GOM_NL__2PRFIN20051203_234427_000000382043_00073_19666_9078.N1	03-DEC-2005 23:44:27	Bright	37.500	60	7Bet UMi	2.0810	3950.0	75	19666	No
299	GOM_NL__2PRFIN20051203_234712_000000372043_00073_19666_9079.N1	03-DEC-2005 23:47:12	Bright	36.500	119	14Eta Dra	2.7270	4700.0	73	19666	No
300	GOM_NL__2PRFIN20051203_235442_000000352043_00073_19666_9080.N1	03-DEC-2005 23:54:42	Bright	35.000	180	27Gam Boo	3.0400	8000.0	70	19666	No
301	GOM_NL__2PRFIN20051203_235745_000000332043_00073_19666_9081.N1	03-DEC-2005 23:57:45	Bright	33.000	83		2.3780	11000.	66	19666	No

### 3. Quality information per product

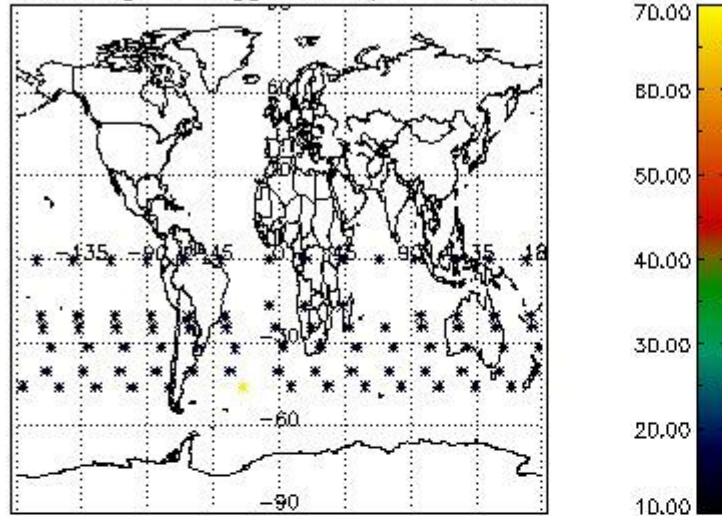
In this section it is plotted some information contained in the Quality Summary data set of the level 2 products. Only products in dark limb conditions and without errors (error flag in the MPH set to "0") are used.

#### 3.1 Plot quality information per product (time dependant)

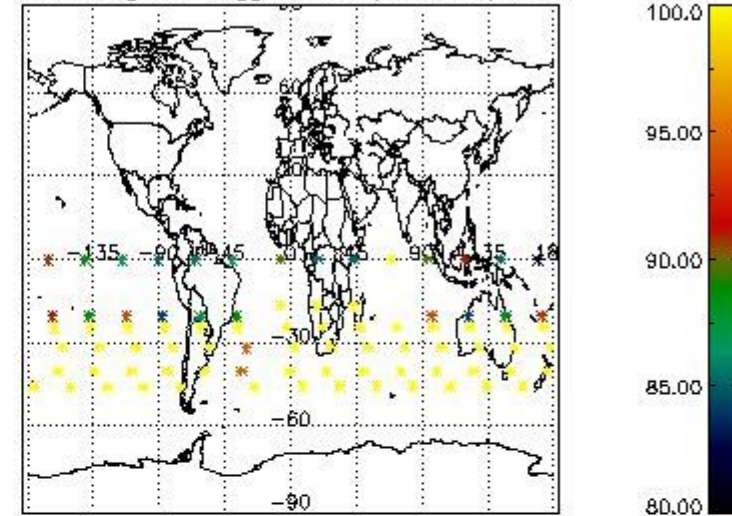


3.2 Plot quality information per product (world map)

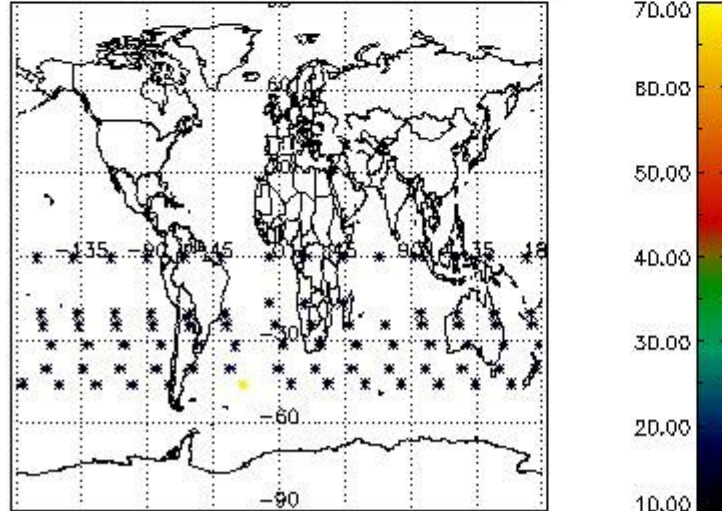
Percentage of flagged data per O3 profile



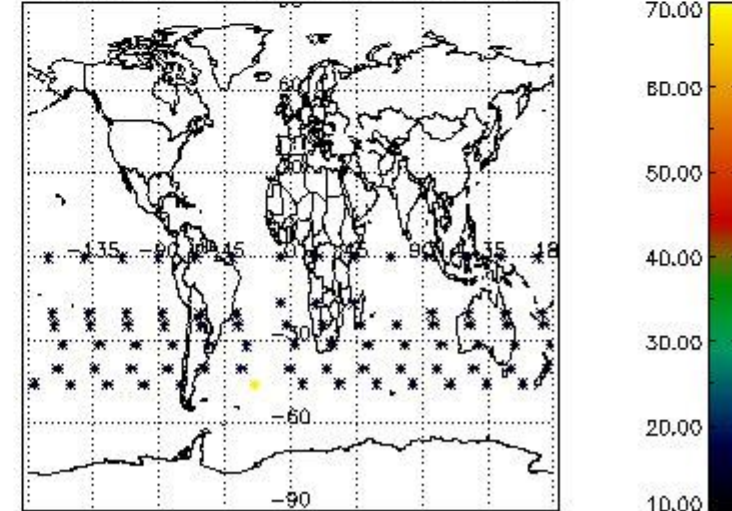
Percentage of flagged data per H2O profile



Percentage of flagged data per NO2 profile



Percentage of flagged data per NO3 profile



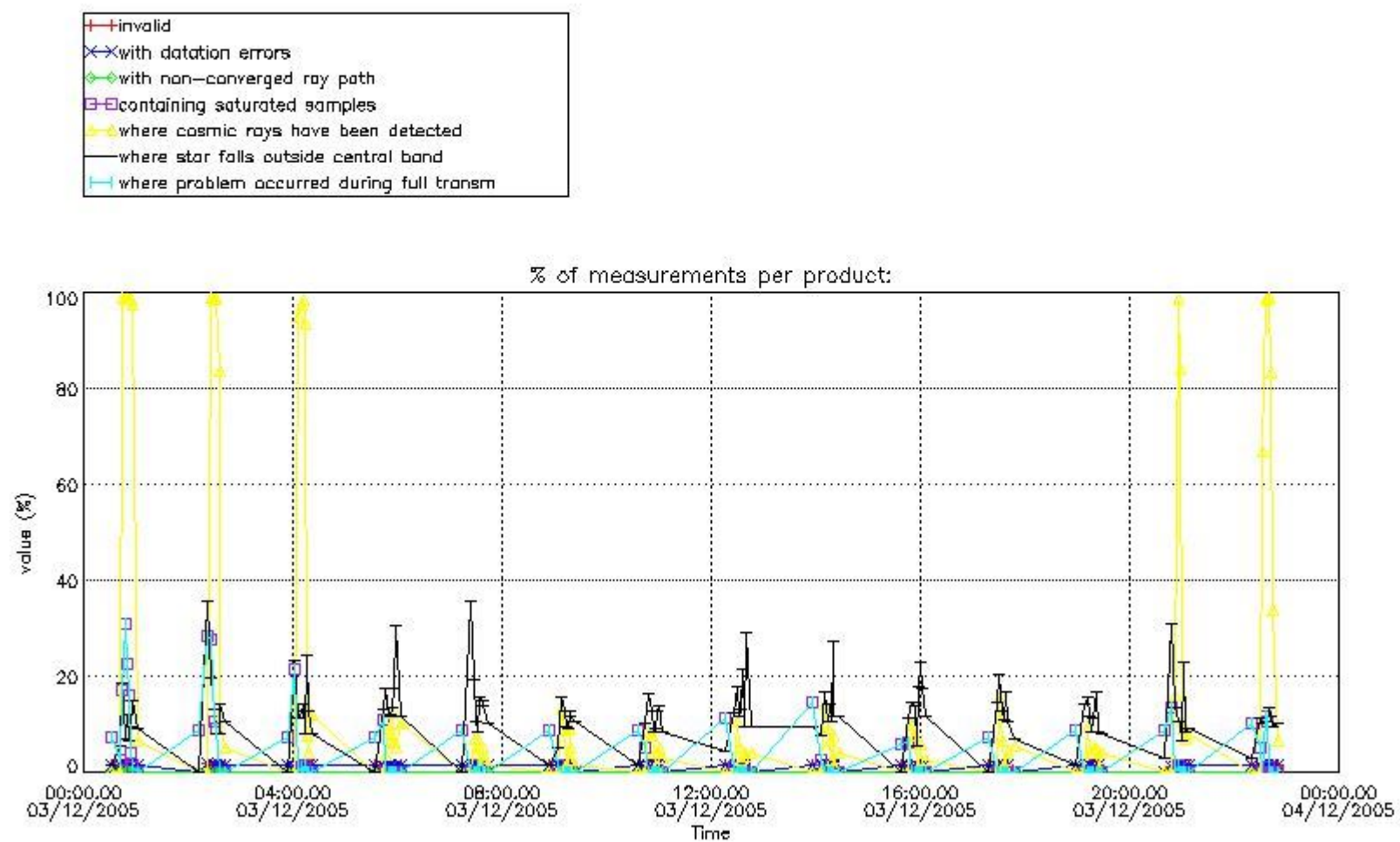
#### 4. Level 1 quality information per product

In this section it is plotted some information contained in the Quality Summary data set of the level 2 products that comes from the level 1b processing. Products without errors (error flag in the MPH set to "0") are used.

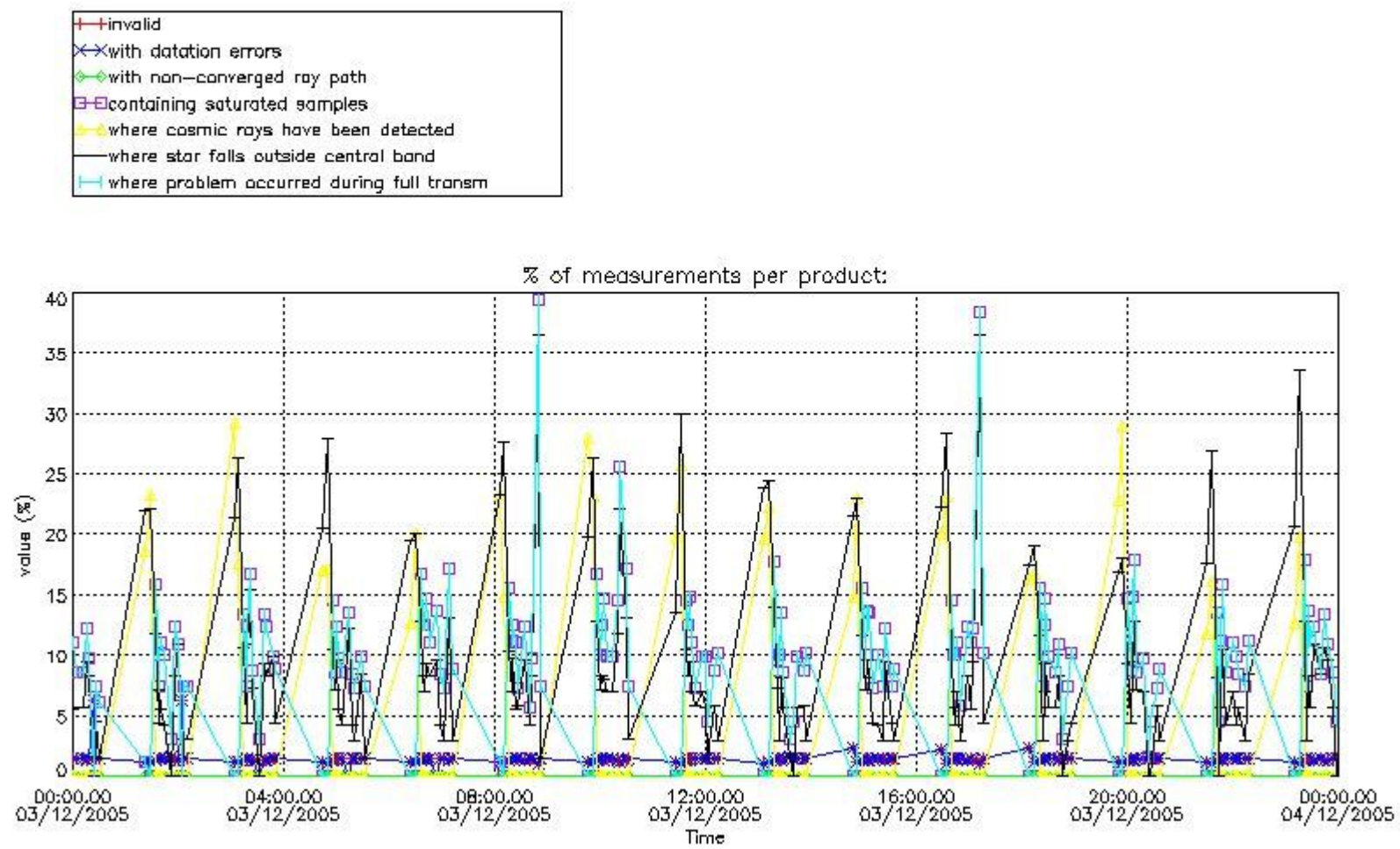
##### 4.1 Plot quality information per product (time dependant) coming from level 1b processing

###### 4.1.1 Plot level 1 quality information per product (time dependant): ENVISAT ASCENDING passes



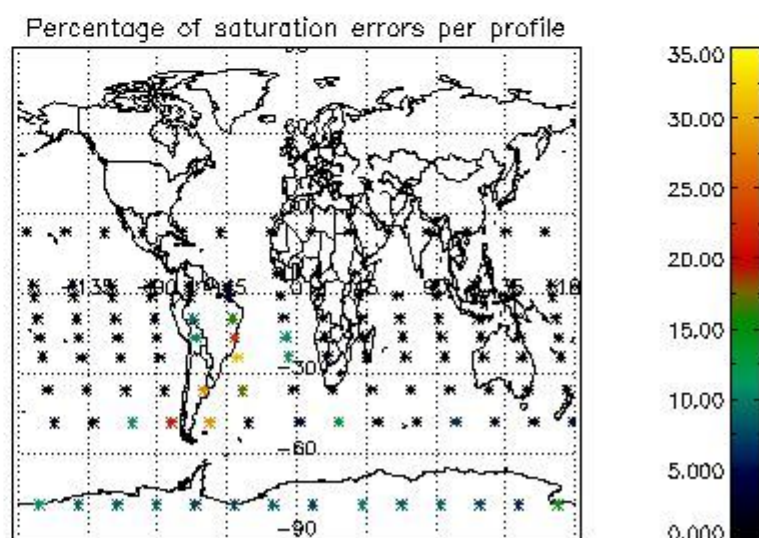
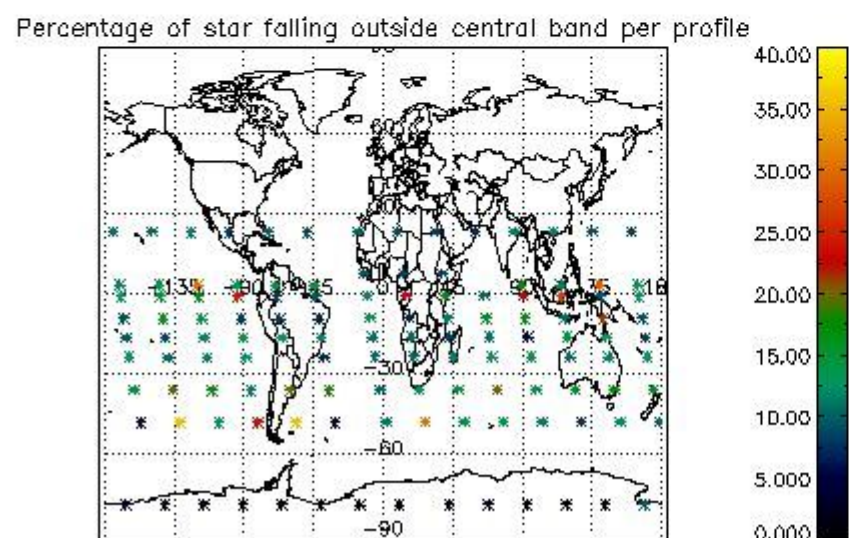
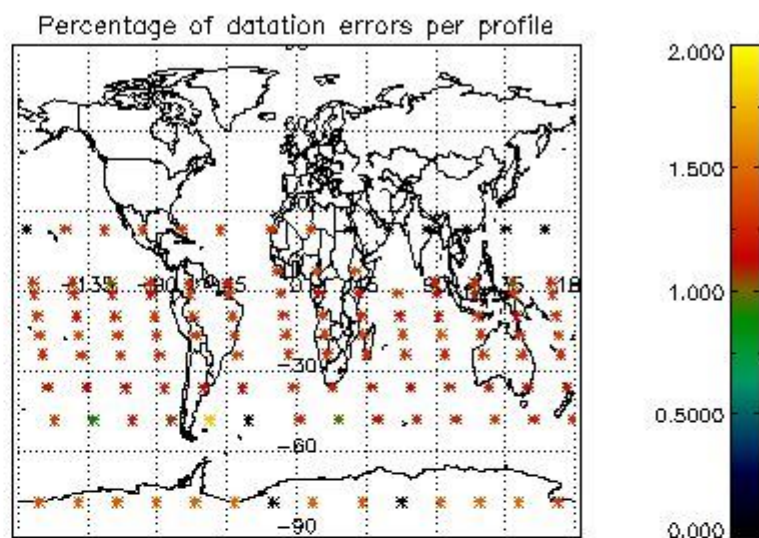
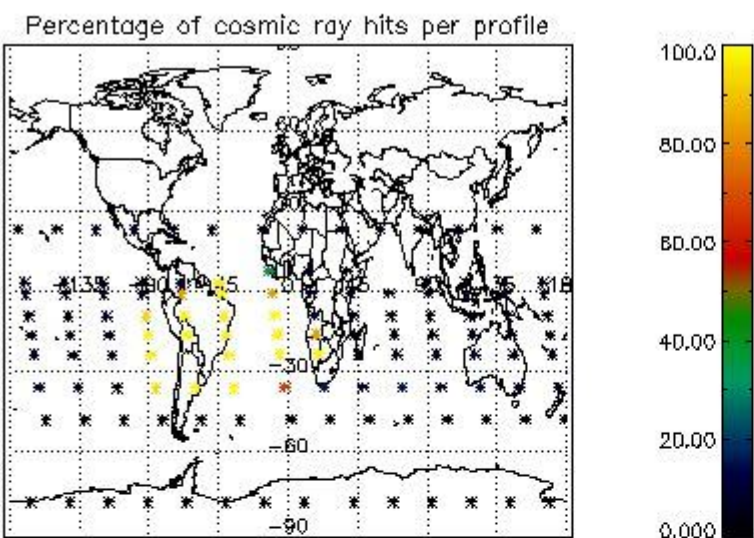


4.1.2 Plot level 1 quality information per product (time dependant): ENVI SAT DESCENDING passes



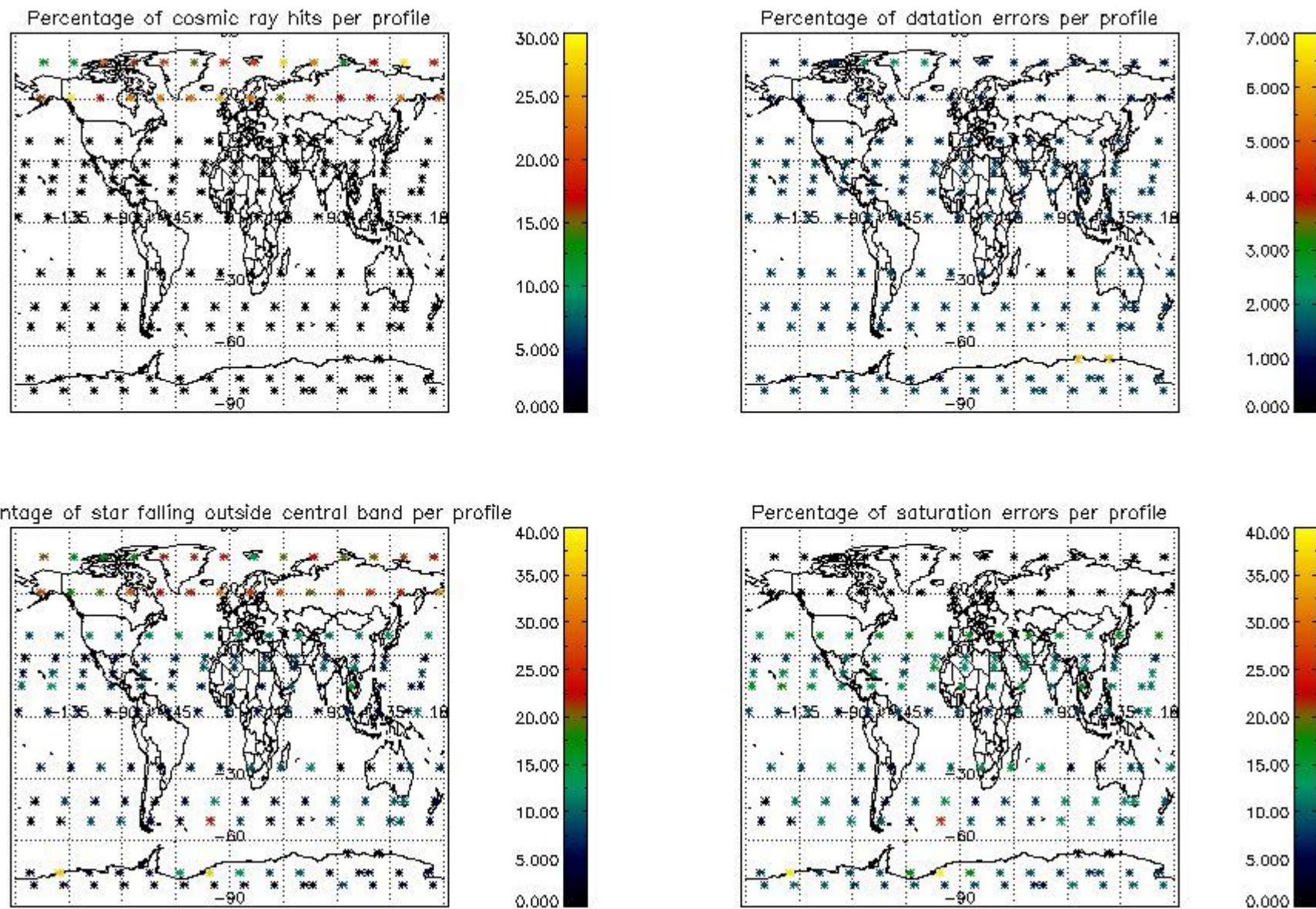
*4.2 Plot quality information per product coming from level 1b processing (world map)*

*4.2.1 Plot level 1 quality information per product (world map): ENVISAT ASCENDING passes*



4.2.2 Plot level 1 quality information per product (world map): ENVISAT DESCENDING passes





## 5. Trace gas profiles

### 5.1 Ozone statistics based on quality of products

The final quality of the products can be "measured" using the STD (Standard Deviation) attached to every point profile. This information is written to the parameter GOM\_NL\_\_2P/NL\_LOCAL\_SPECIES\_DENSITY/o3\_std of the level 2 products. The table below shows the statistics for given STD ranges.

The statistics are given with respect to the overall valid production:

- Products without fatal errors: GOM\_NL\_\_2P/MPH/PRODUCT\_ERR=0
- Valid point profile: GOM\_NL\_\_2P/NL\_LOCAL\_SPECIES\_DENSITY/pcd(0)=0

The 'Criteria' is applied to valid points of dark limb products:

- Products in dark limb illumination condition: GOM\_NL\_\_2P/NL\_SUMMARY\_QUALITY/obs\_ill\_cond=0
- Products without fatal errors: GOM\_NL\_\_2P/MPH/PRODUCT\_ERR=0
- Valid point profile: GOM\_NL\_\_2P/NL\_LOCAL\_SPECIES\_DENSITY/pcd(0)=0

So, the table below shows the percentage of dark limb and valid observations for each criteria with respect to the overall valid daily observations.

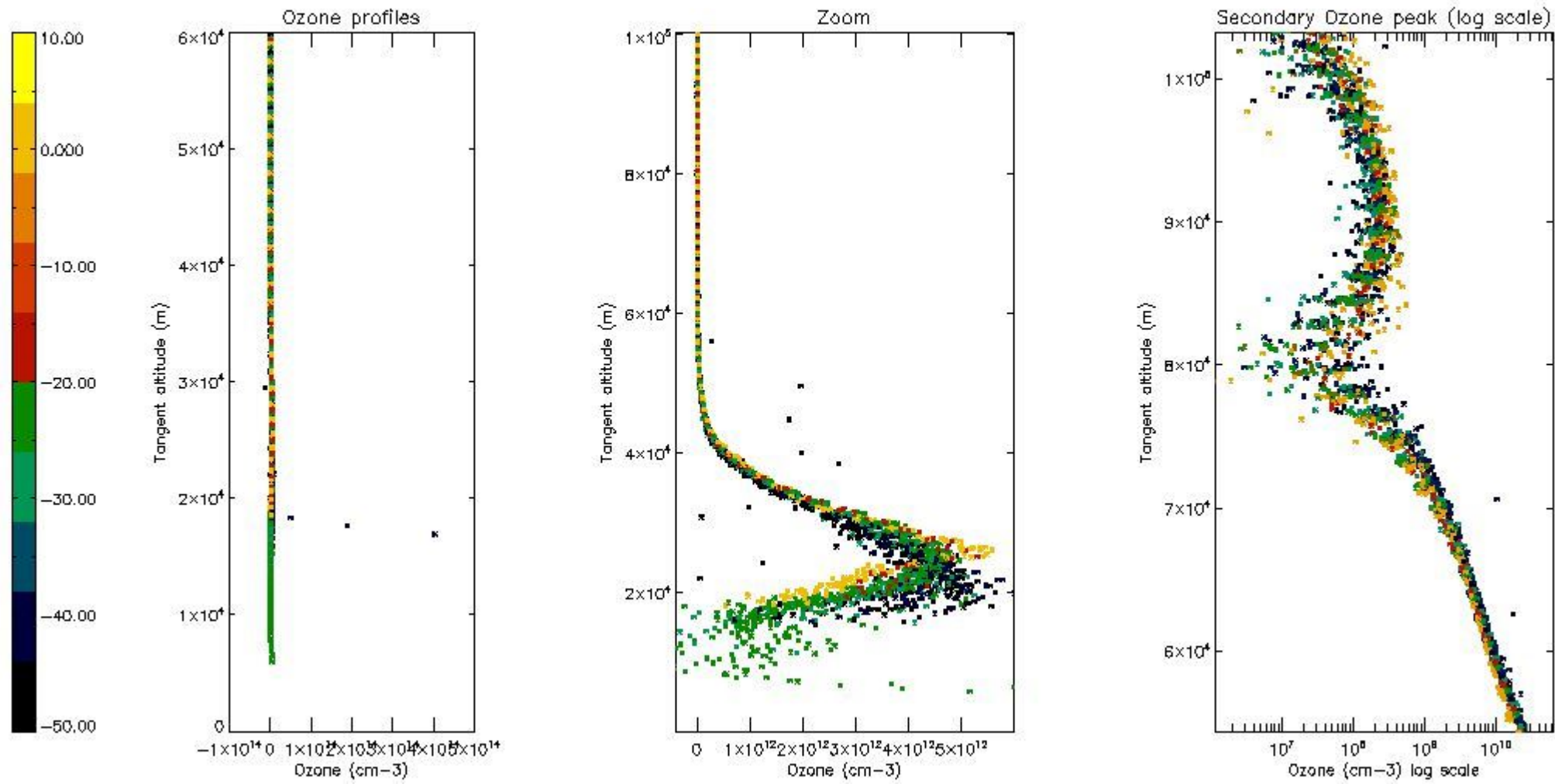
Criteria	% of total production
All STD	29
STD < 20	19



STD < 10	16
STD < 5	11

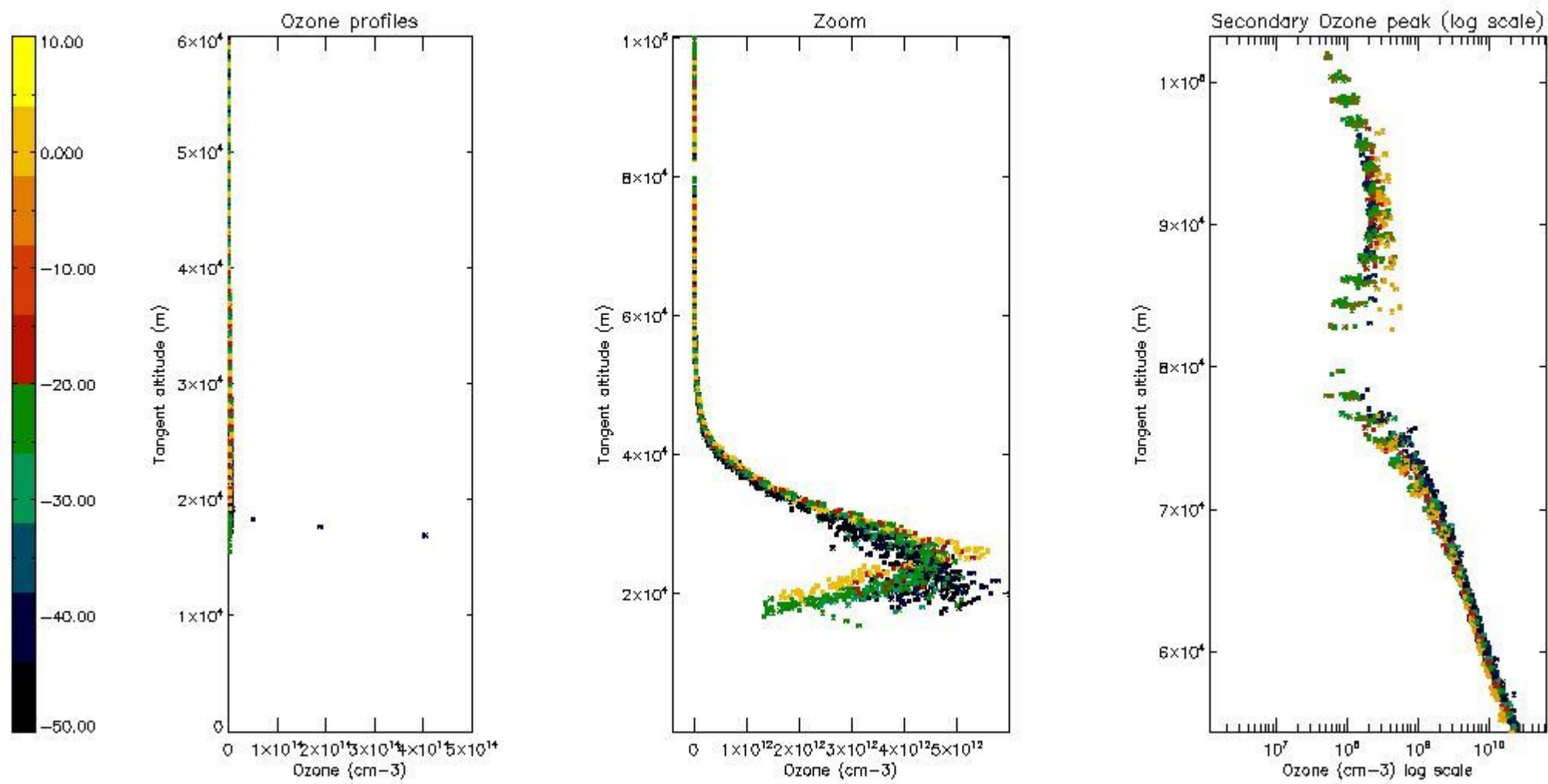
5.2 Plot ozone profiles for all STD (dark without errors)

The colorbar represents the latitude.



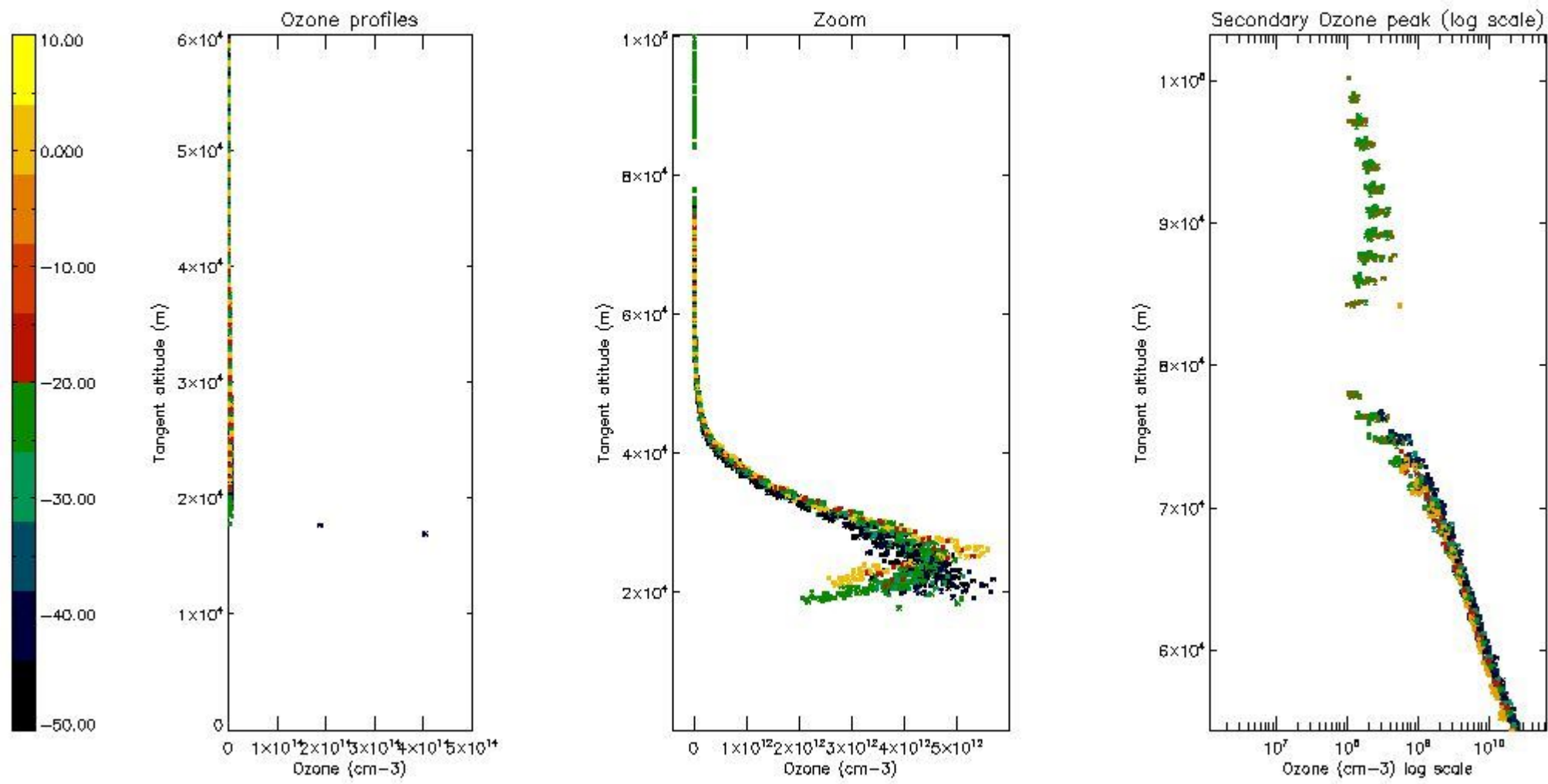
5.3 Plot ozone profiles where STD < 20% (dark without errors)

The colorbar represents the latitude.



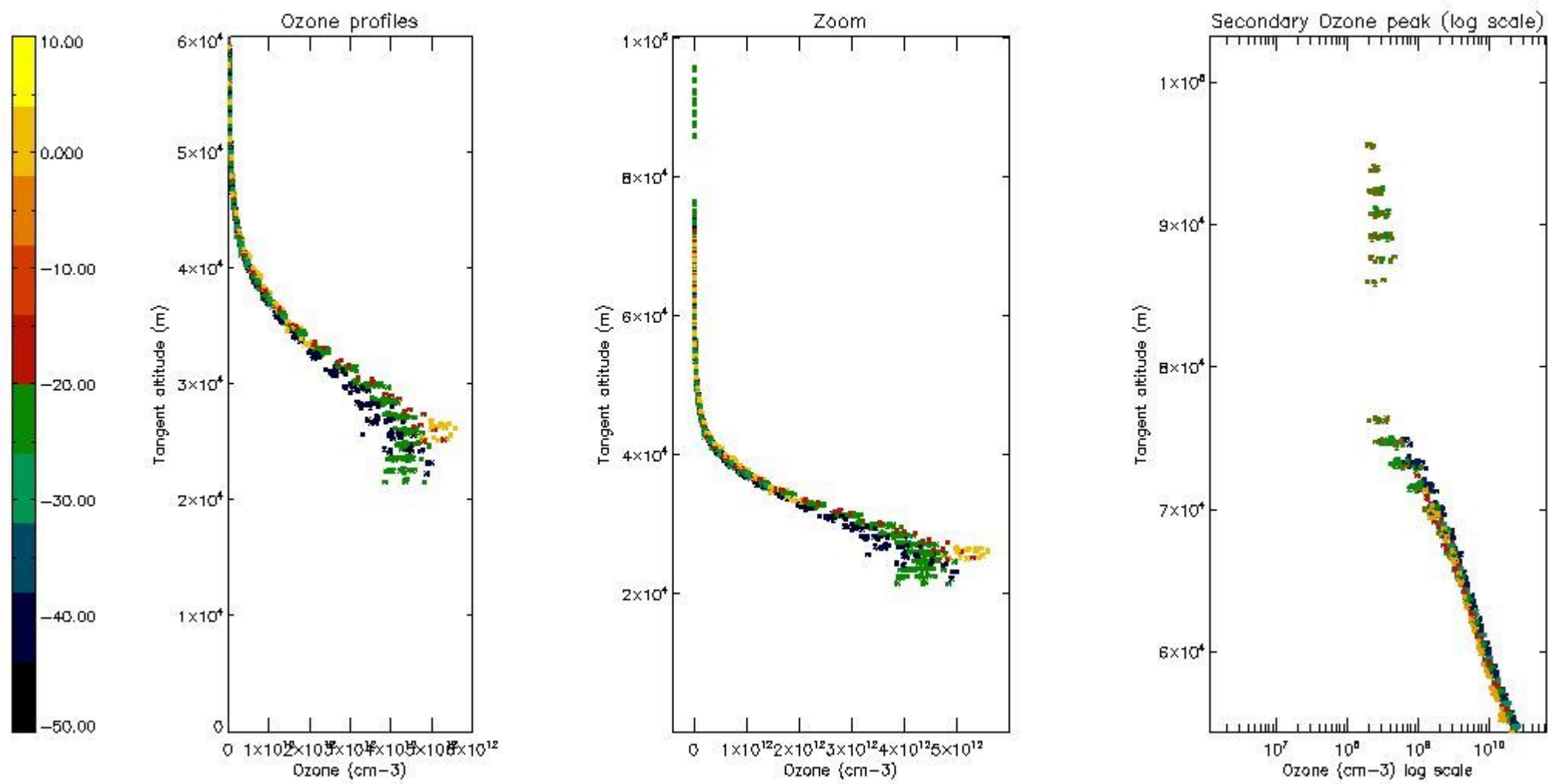
*5.4 Plot ozone profiles where STD < 10% (dark without errors)*

The colorbar represents the latitude.



*5.5 Plot ozone profiles where STD < 5% (dark without errors)*

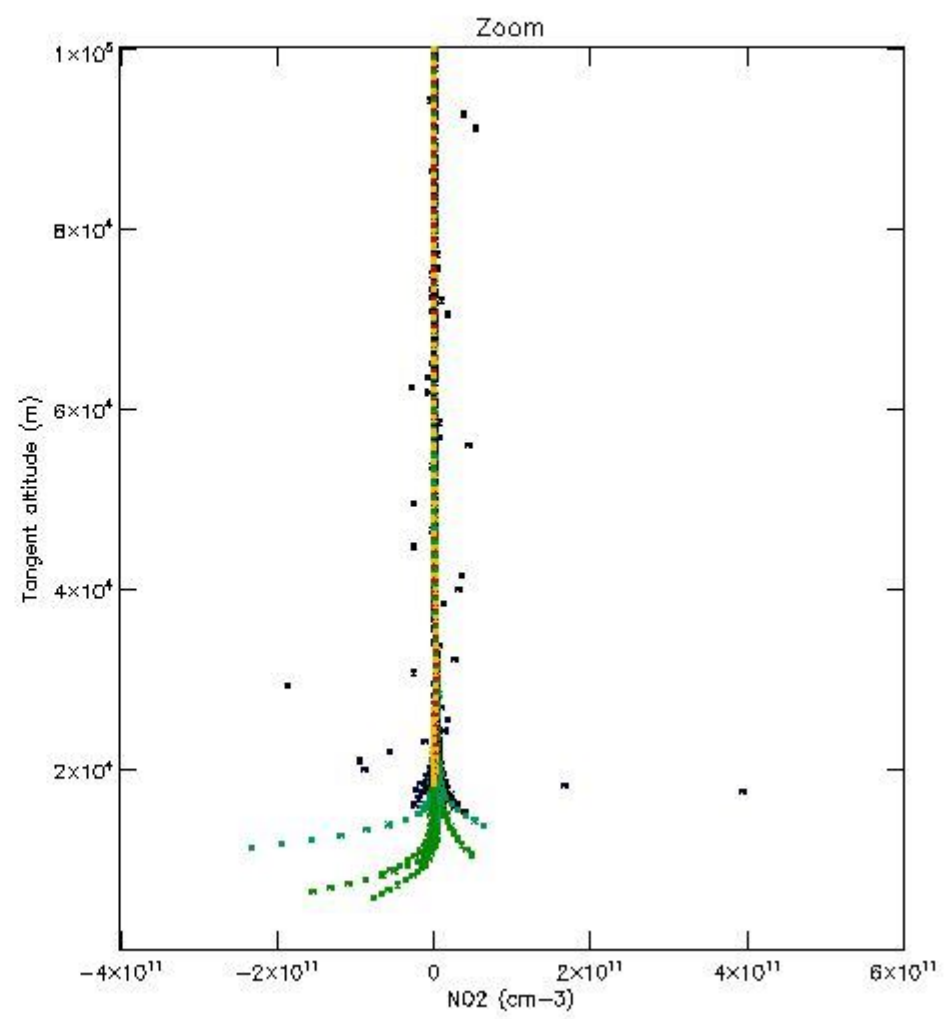
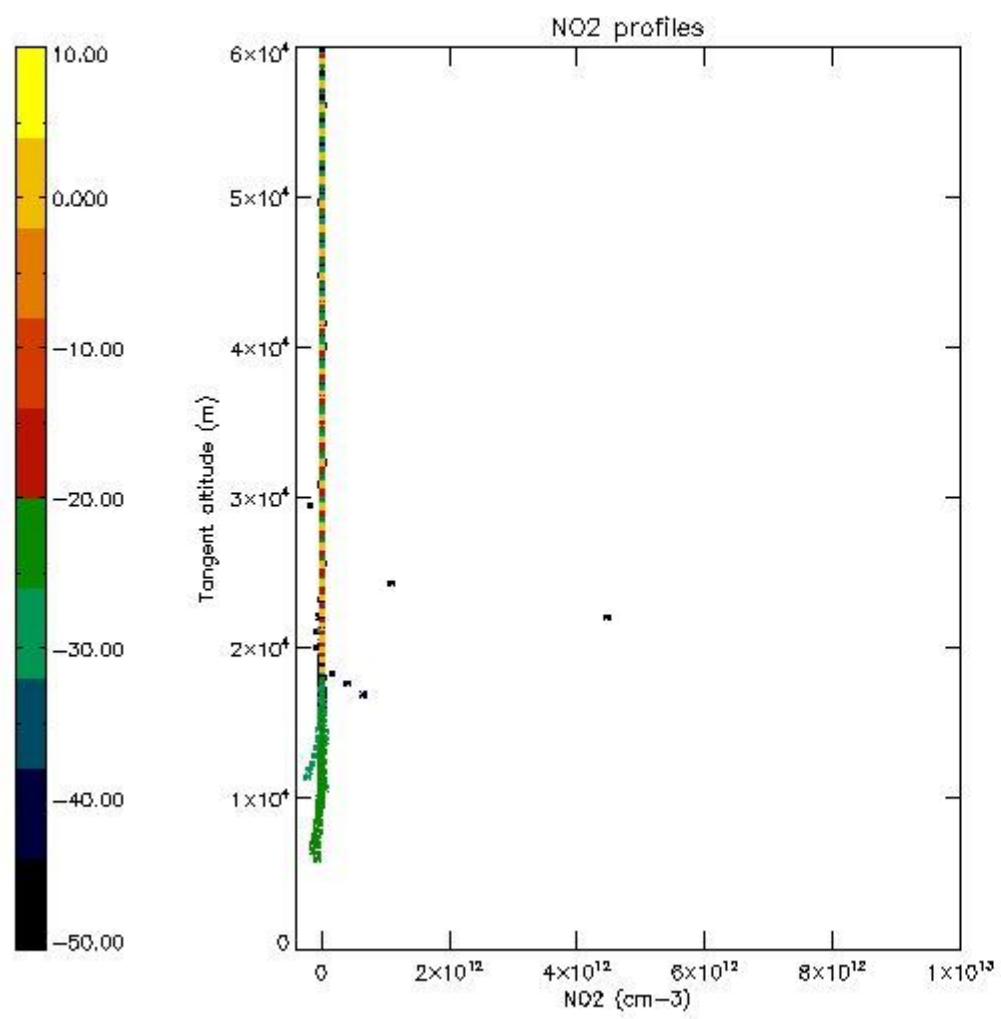
The colorbar represents the latitude.



*5.6 Plot NO<sub>2</sub> profiles for all STD (dark without errors)*

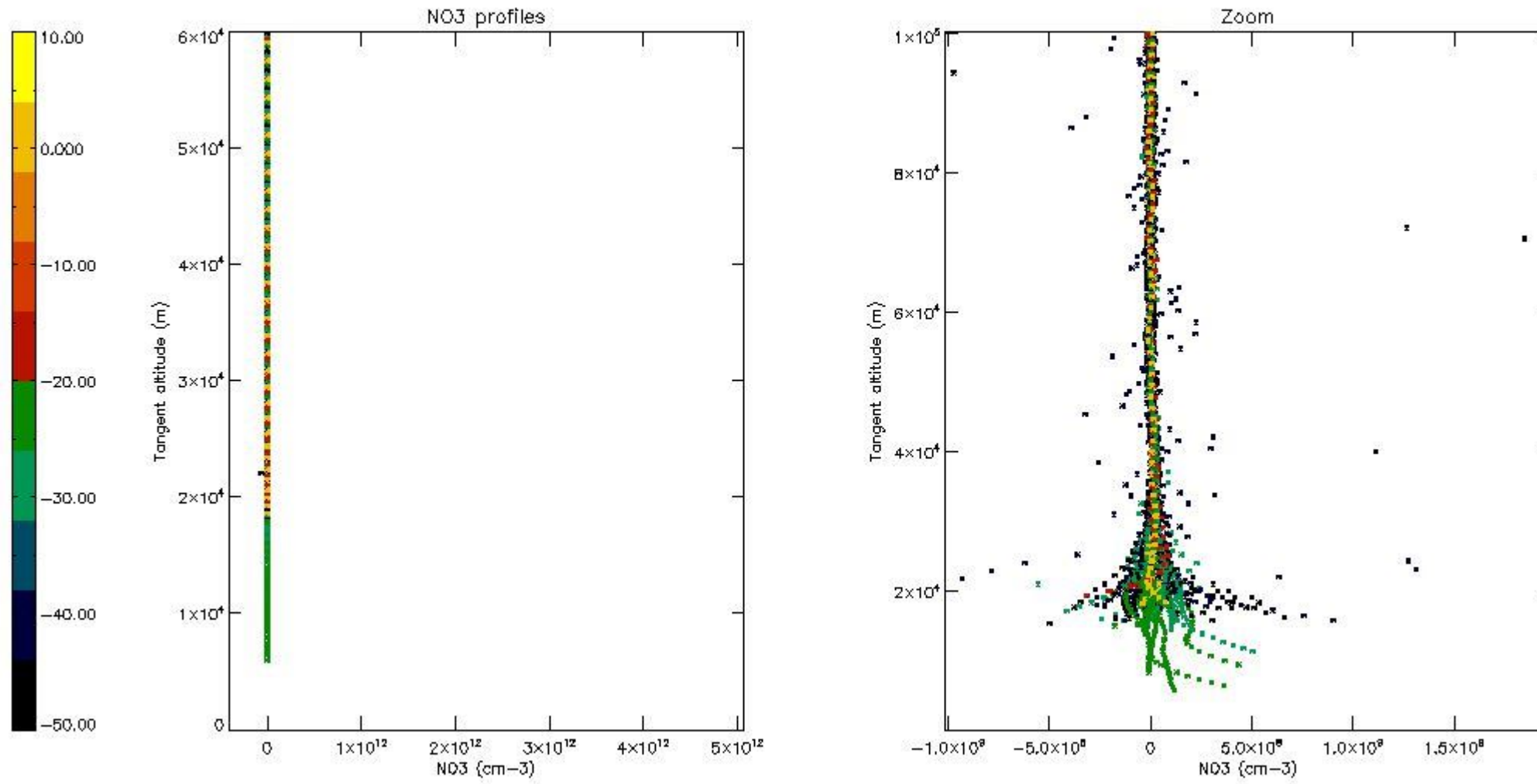
The colorbar represents the latitude.





*5.7 Plot NO3 profiles for all STD (dark without errors)*

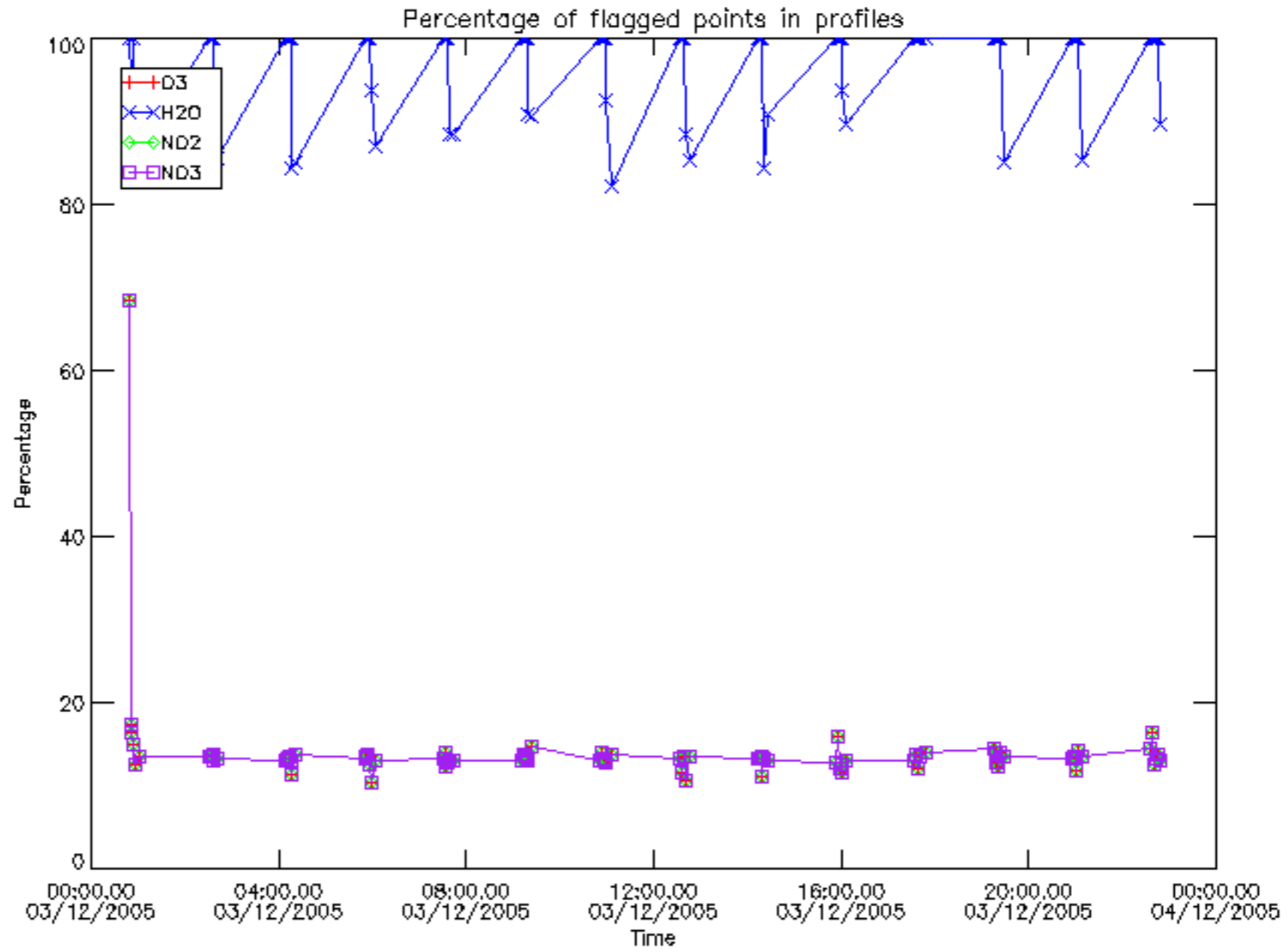
The colorbar represents the latitude.



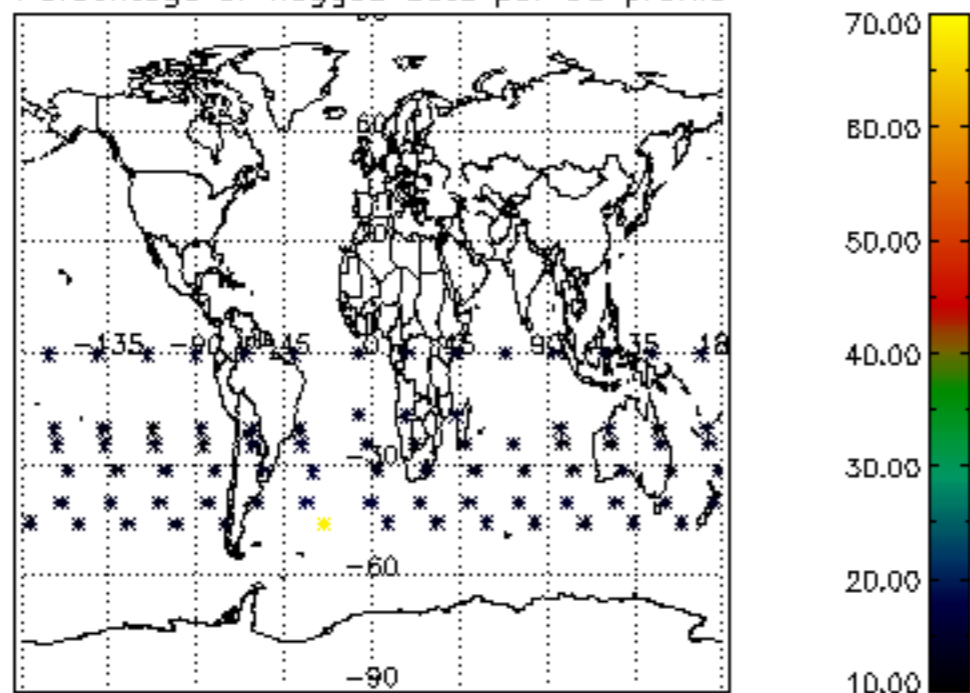
## 6. Auxiliary Data Files used for the production reported in section 2

The number reported in the third column indicates since which file (see list in section 2) the corresponding auxiliary file has been used. The fourth column is the date of those product files.

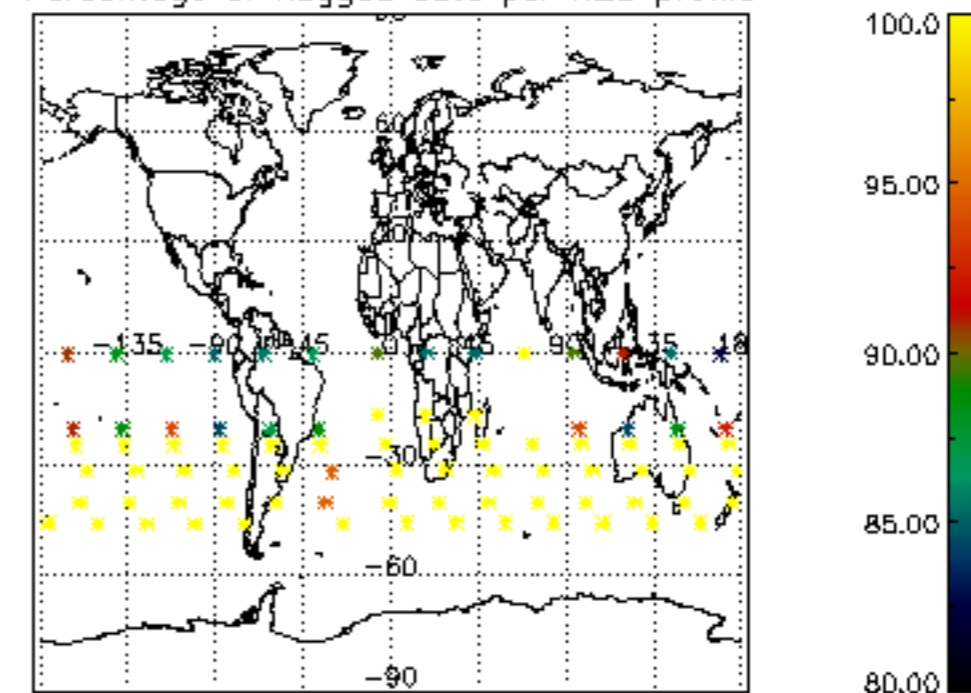
Type	Auxiliary Filename	Used since product	Used since product date
INST_PHYS_CHARACTERISTICS	GOM_INS_AXVIEC20091111_143220_20030716_120000_20500101_000000	1	03-DEC-2005 00:00:20
LEVEL-2_PROC_CONFIG	GOM_PR2_AXVIEC20091111_152718_20020301_000000_20500101_000000	1	03-DEC-2005 00:00:20
CROSS_SECTIONS_FILE	GOM_CRS_AXVIEC20091111_154832_20020301_000000_20500101_000000	1	03-DEC-2005 00:00:20



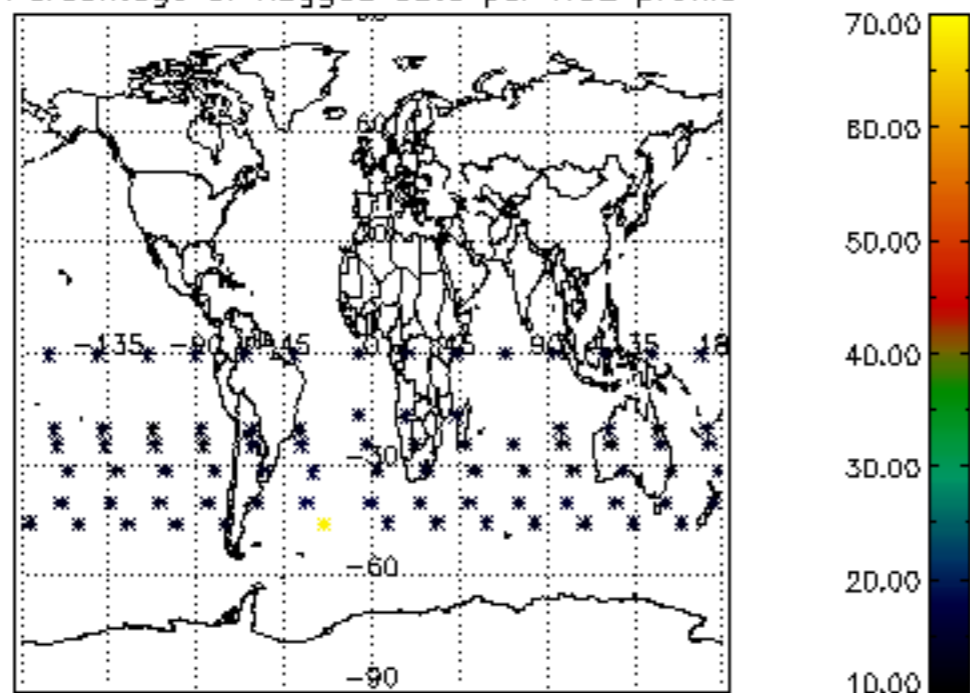
Percentage of flagged data per D3 profile



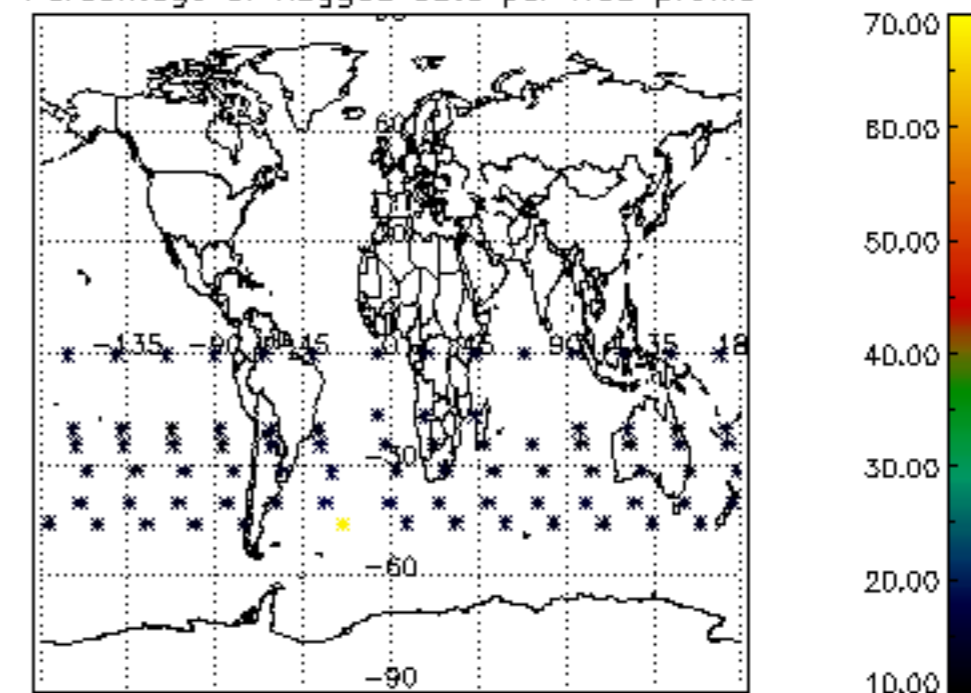
Percentage of flagged data per H2O profile



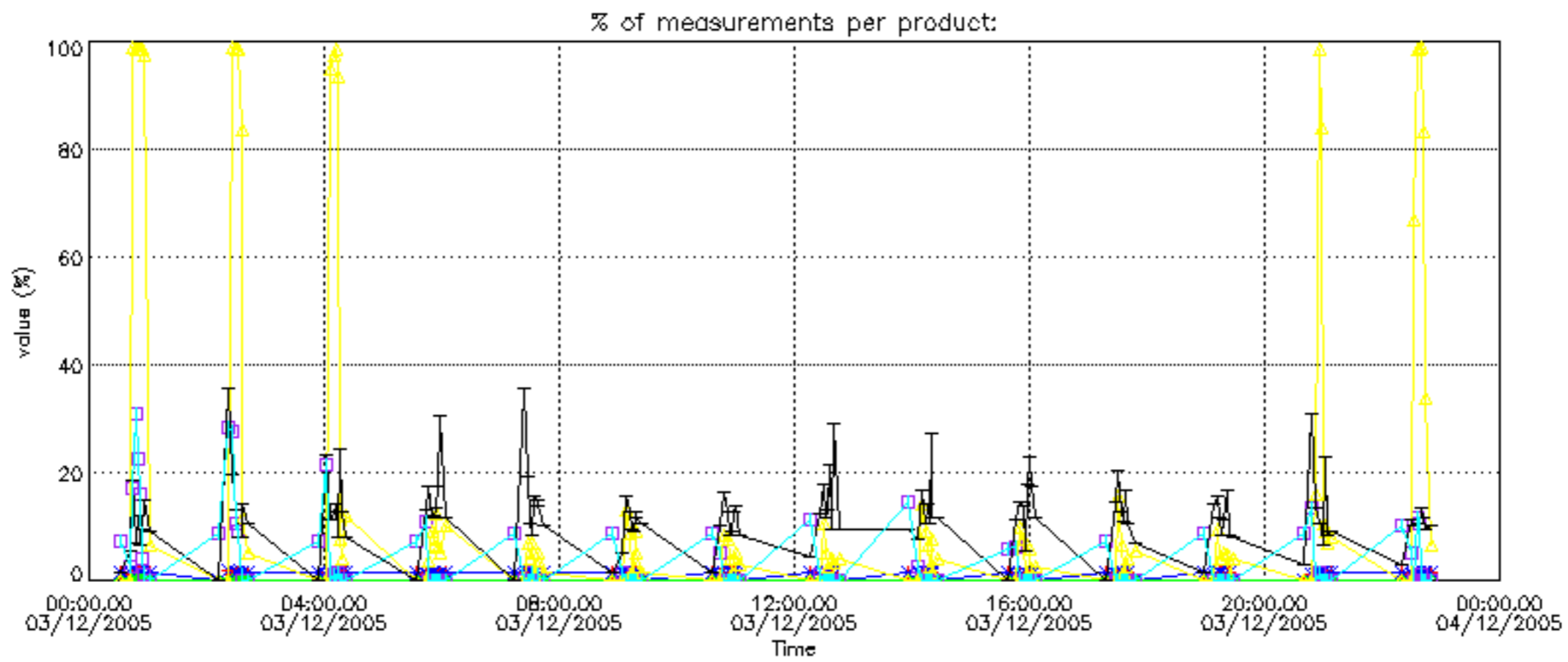
Percentage of flagged data per NO2 profile

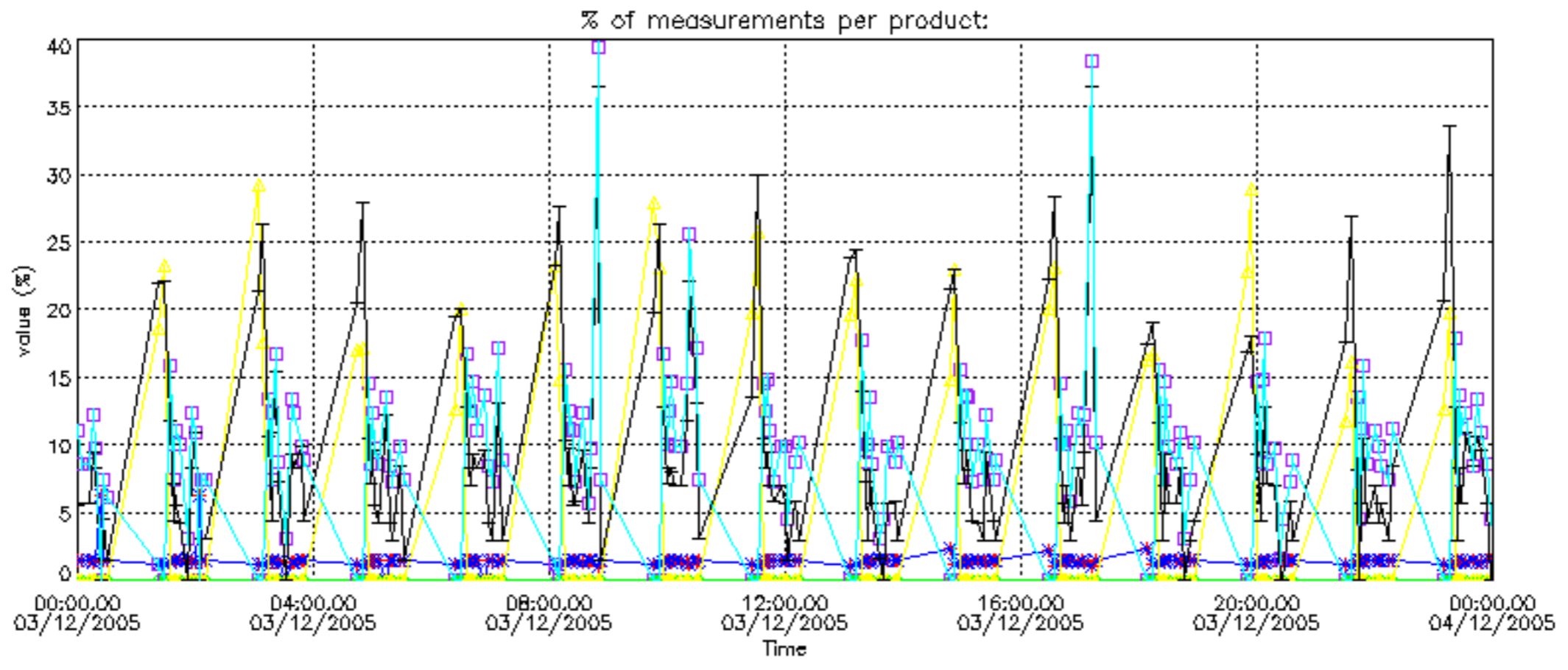


Percentage of flagged data per NO3 profile

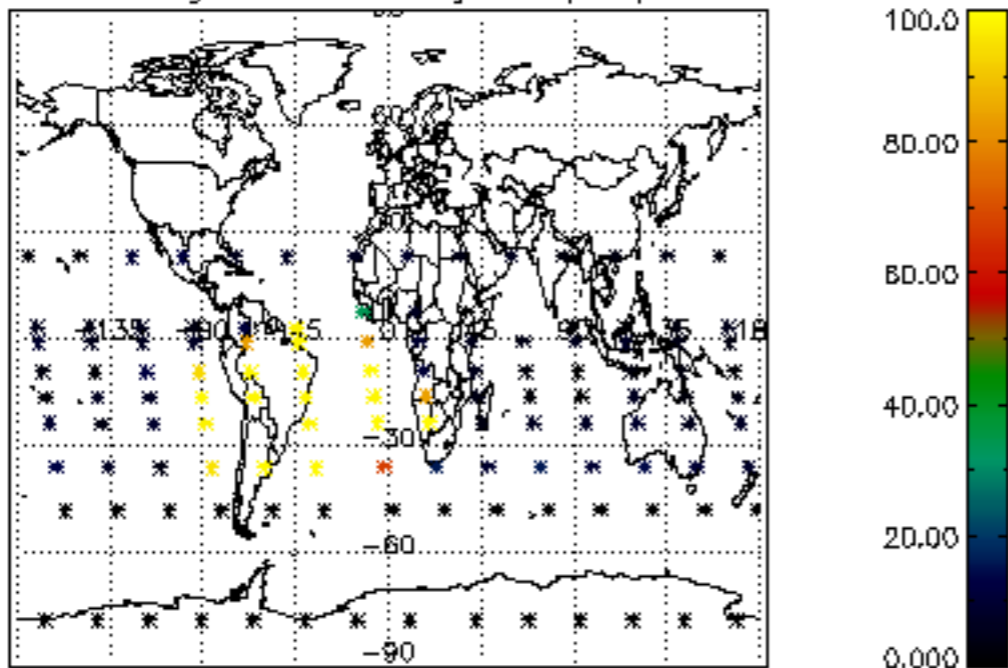




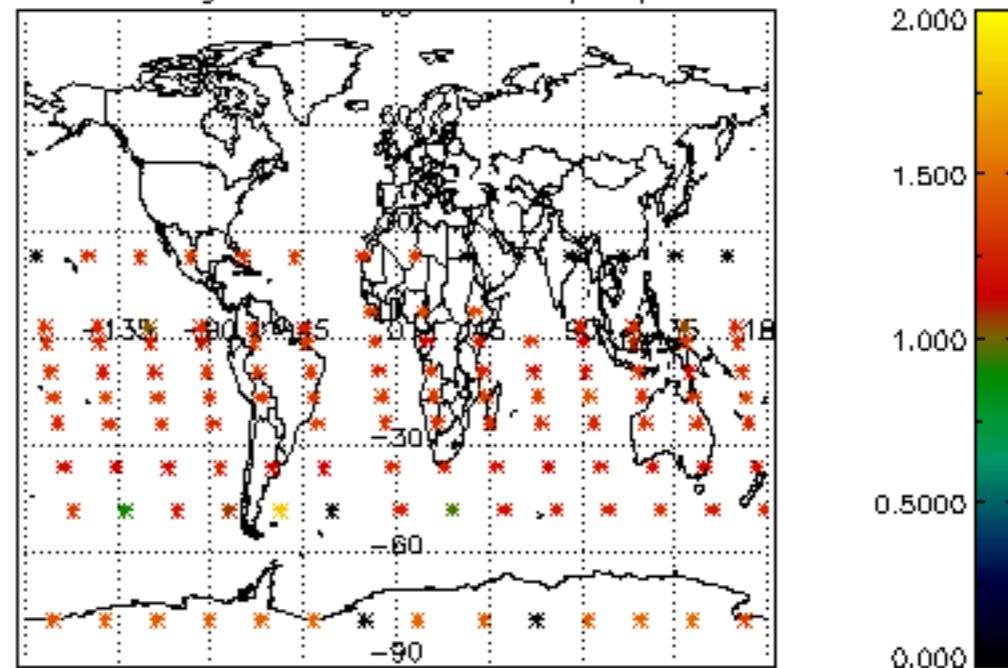




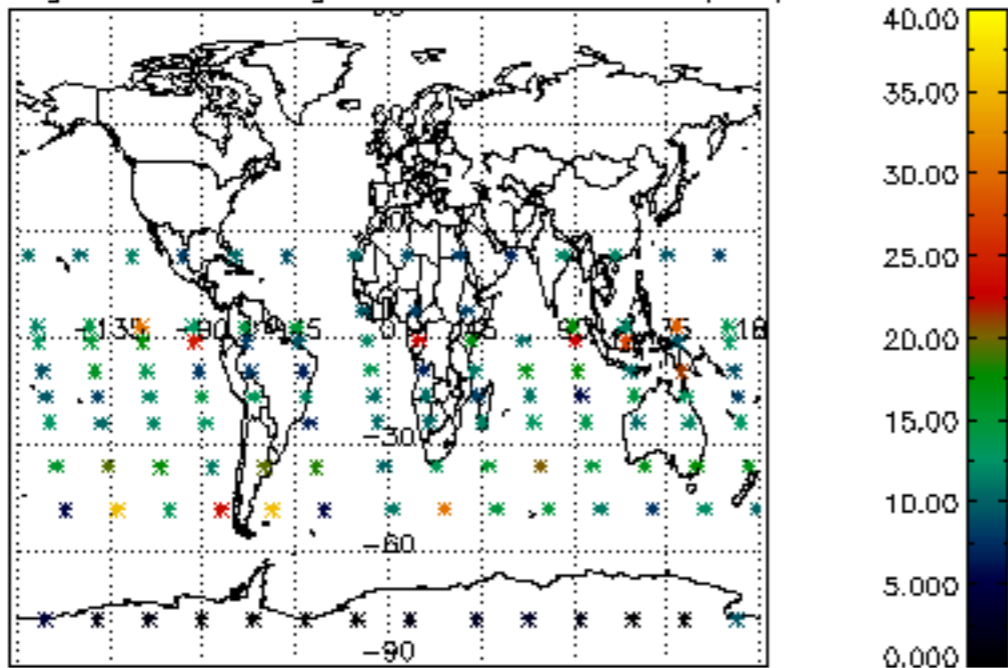
Percentage of cosmic ray hits per profile



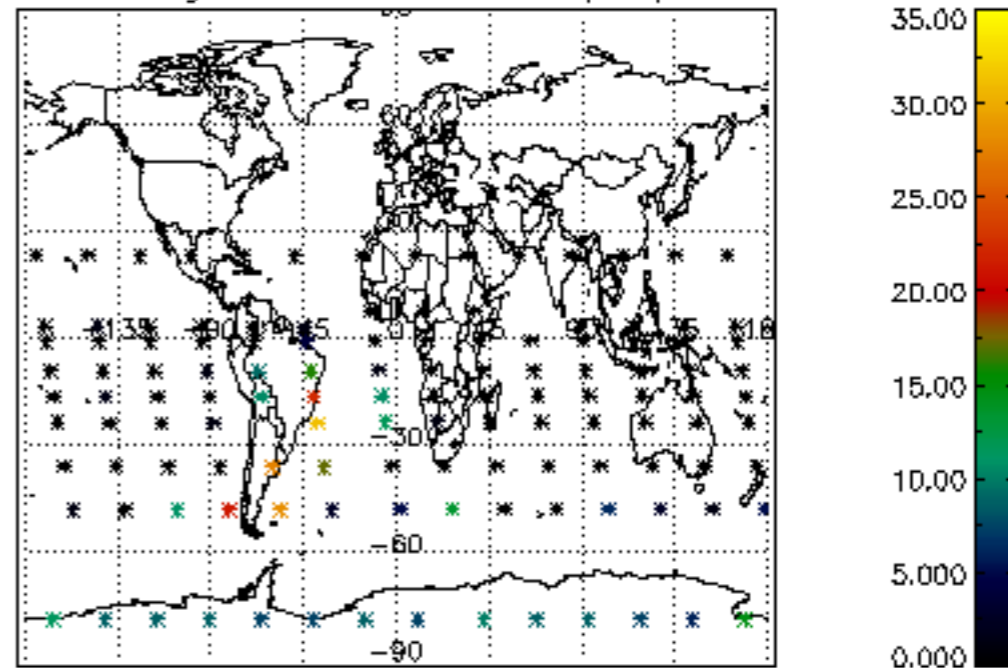
Percentage of datation errors per profile



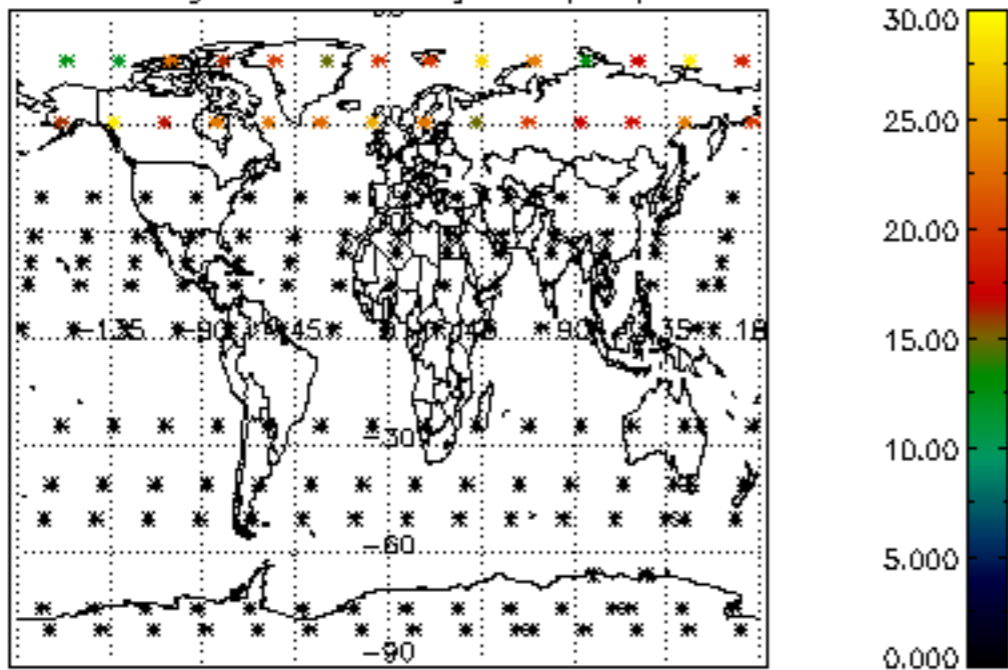
Percentage of star falling outside central band per profile



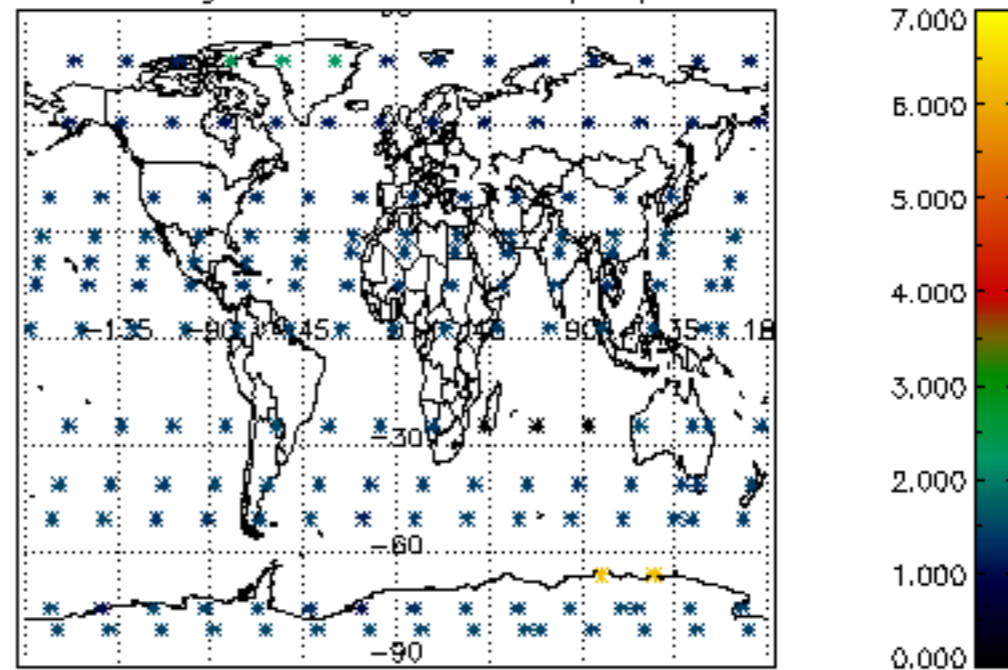
Percentage of saturation errors per profile



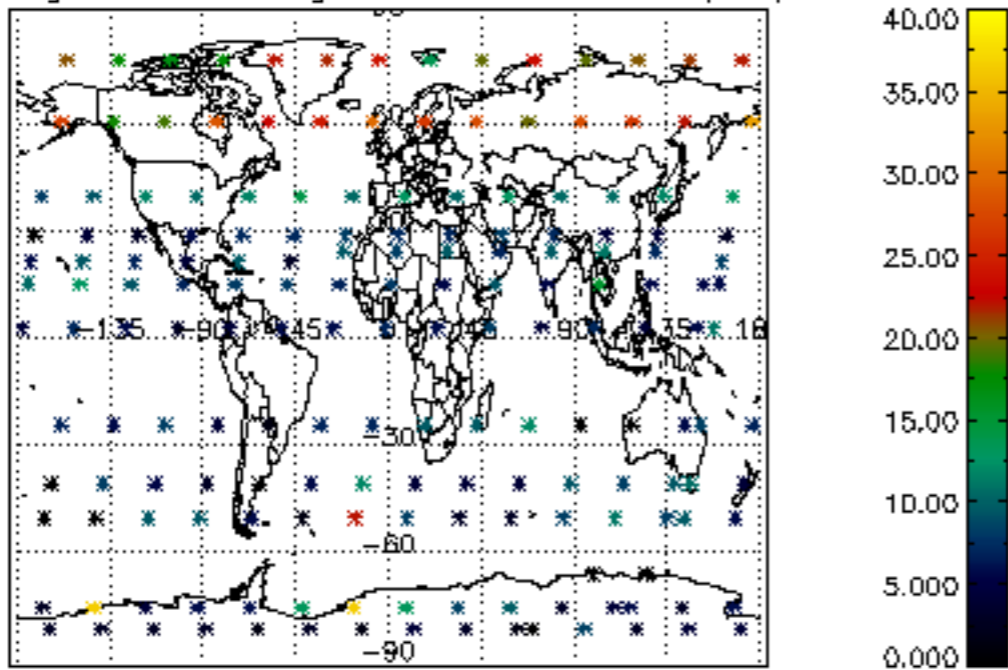
Percentage of cosmic ray hits per profile



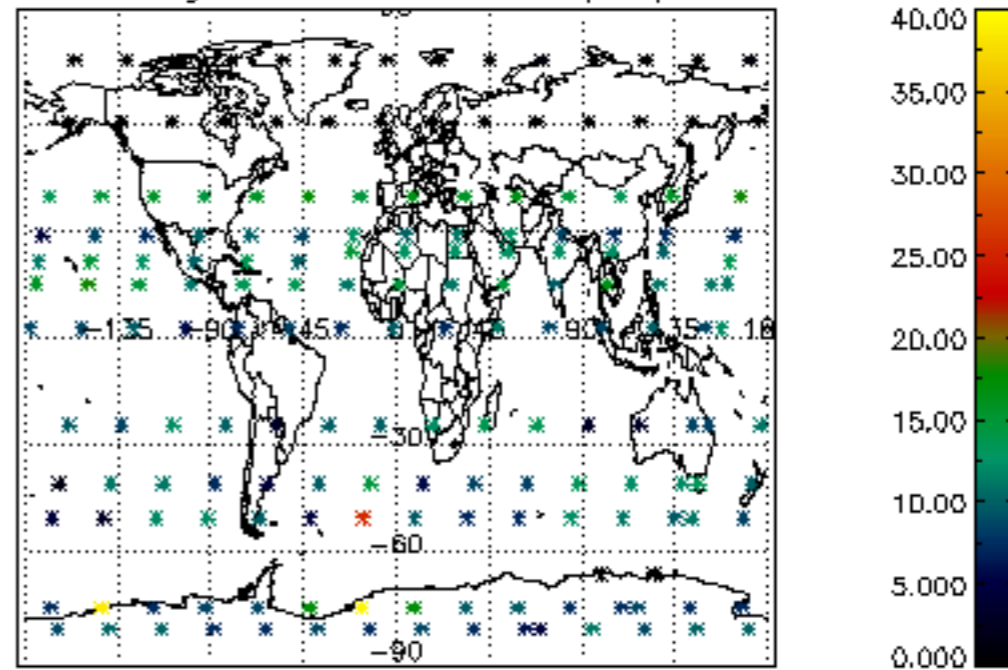
Percentage of datation errors per profile



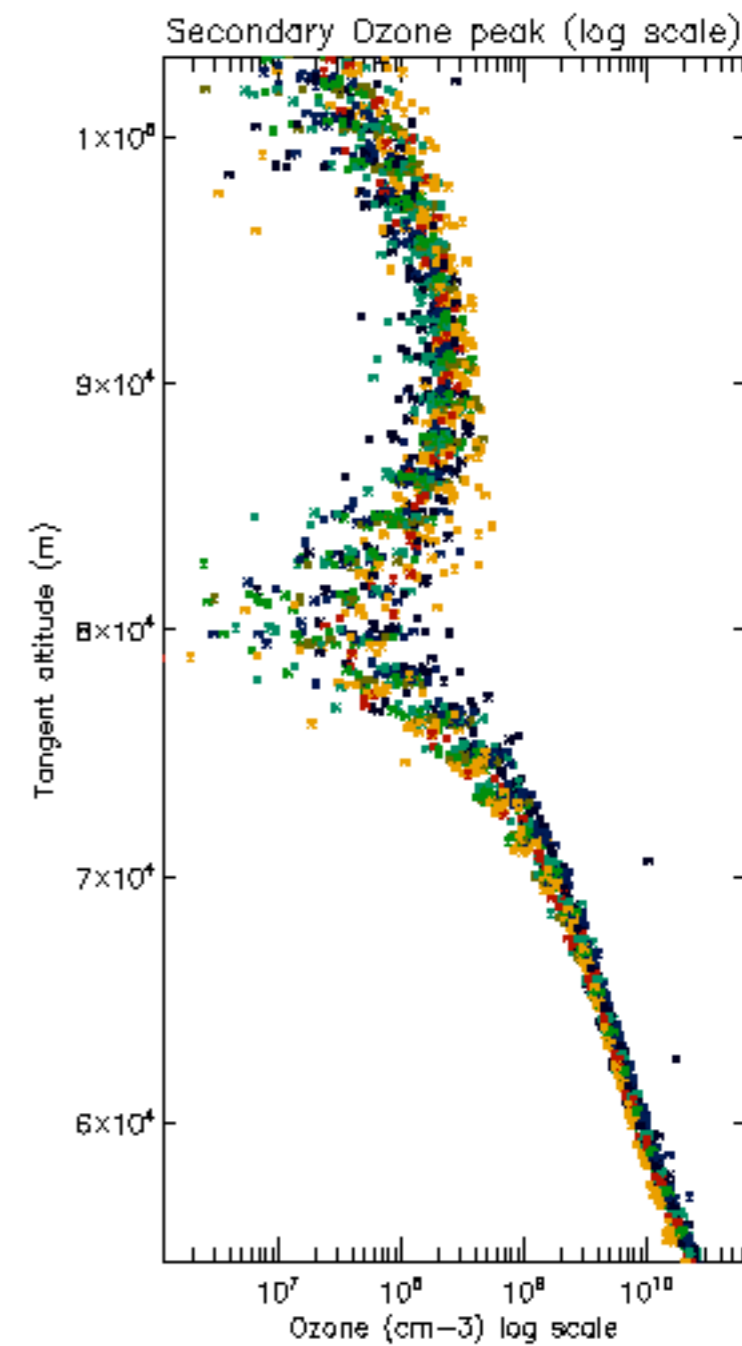
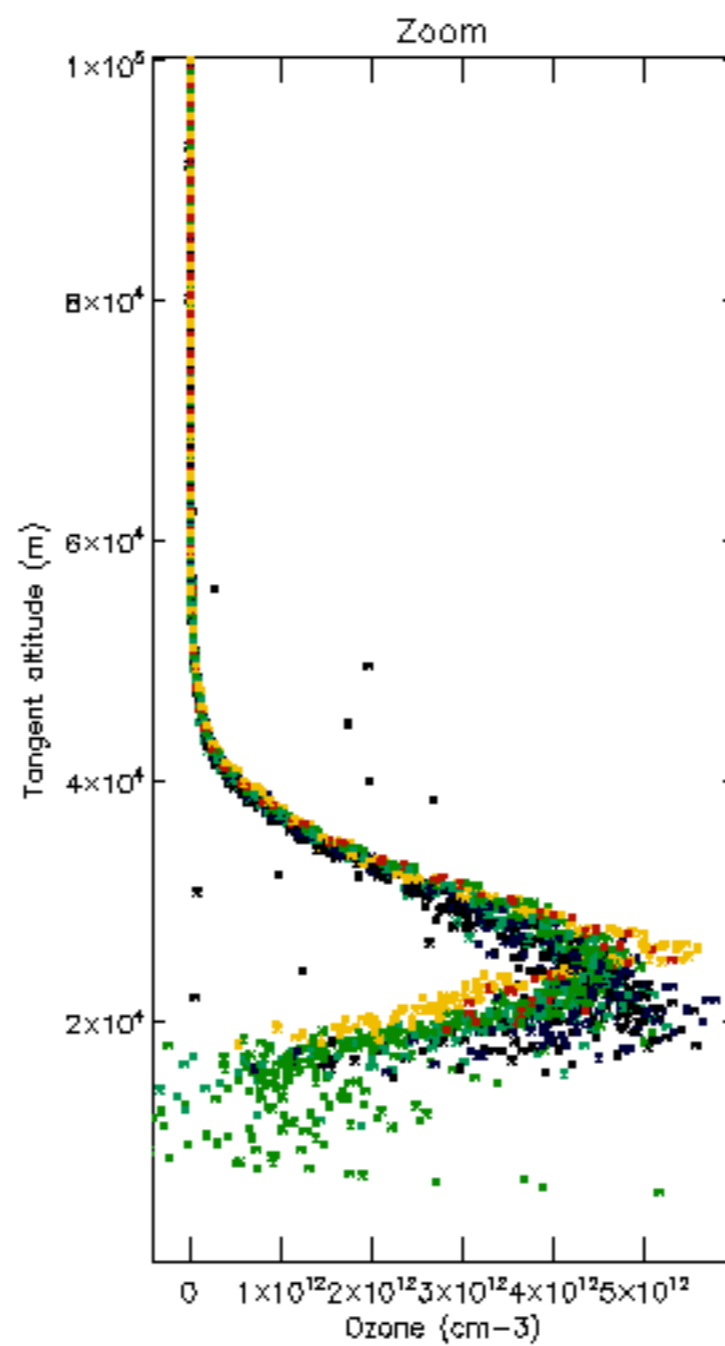
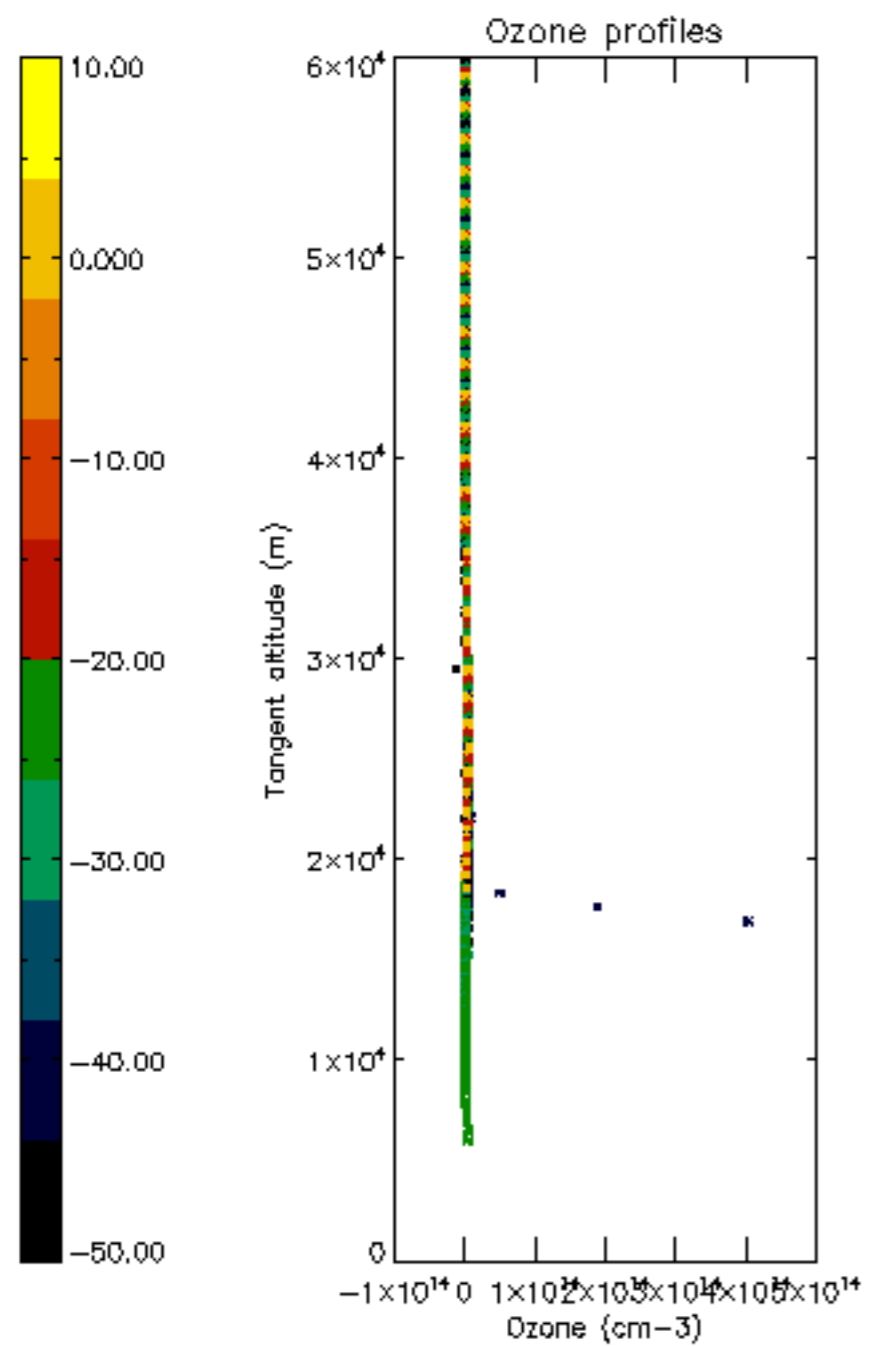
Percentage of star falling outside central band per profile

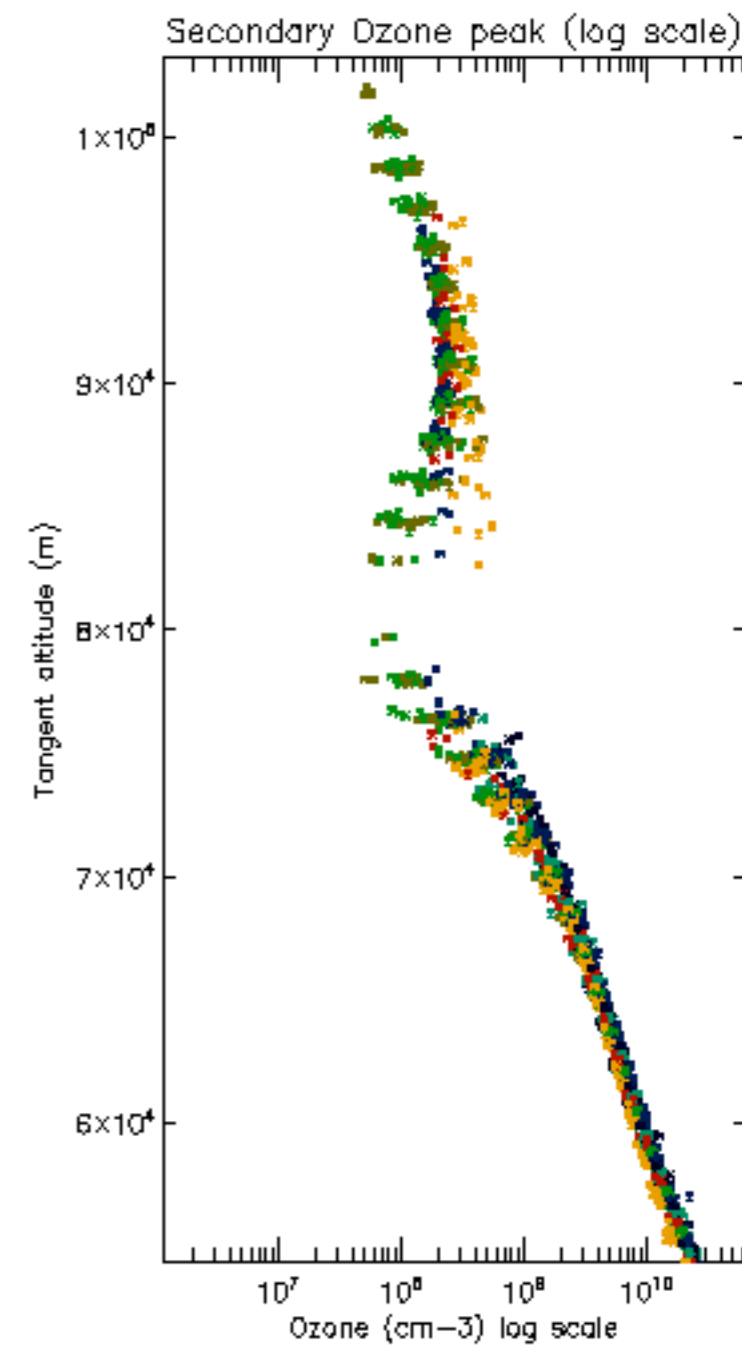
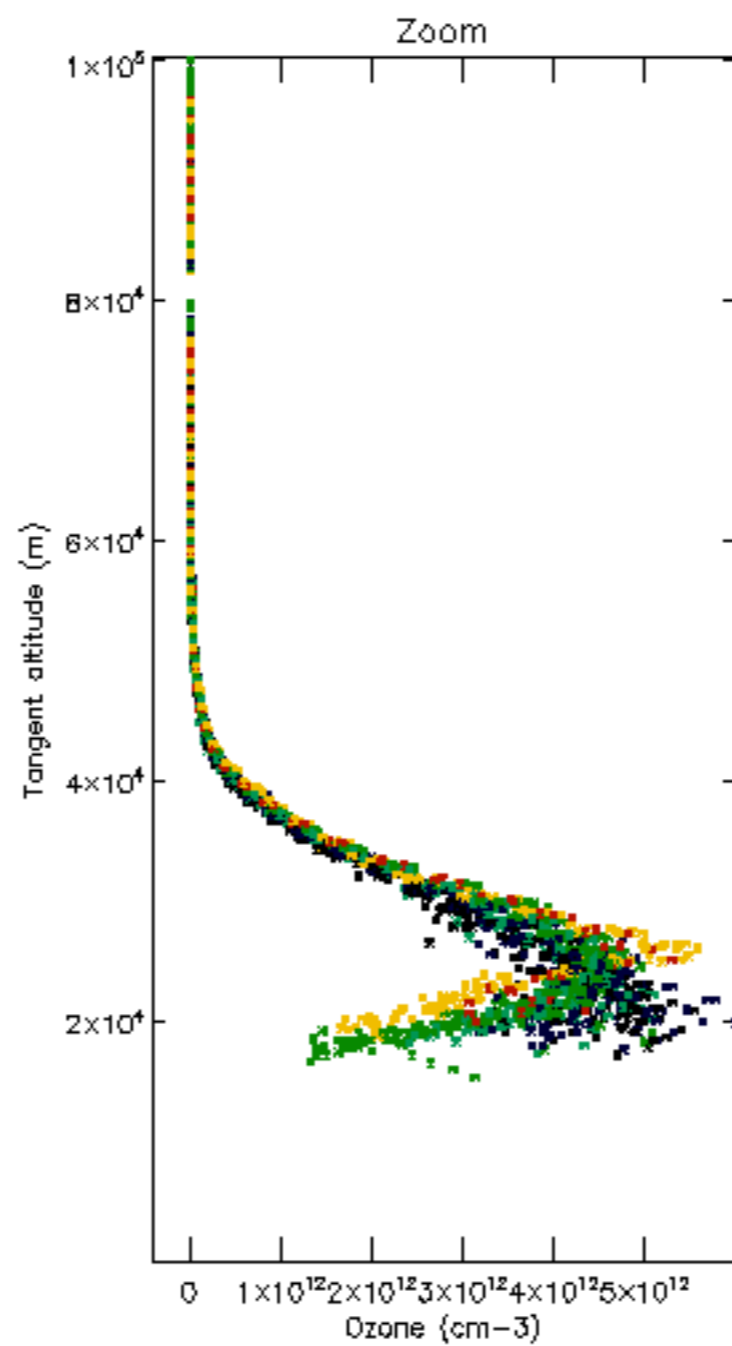
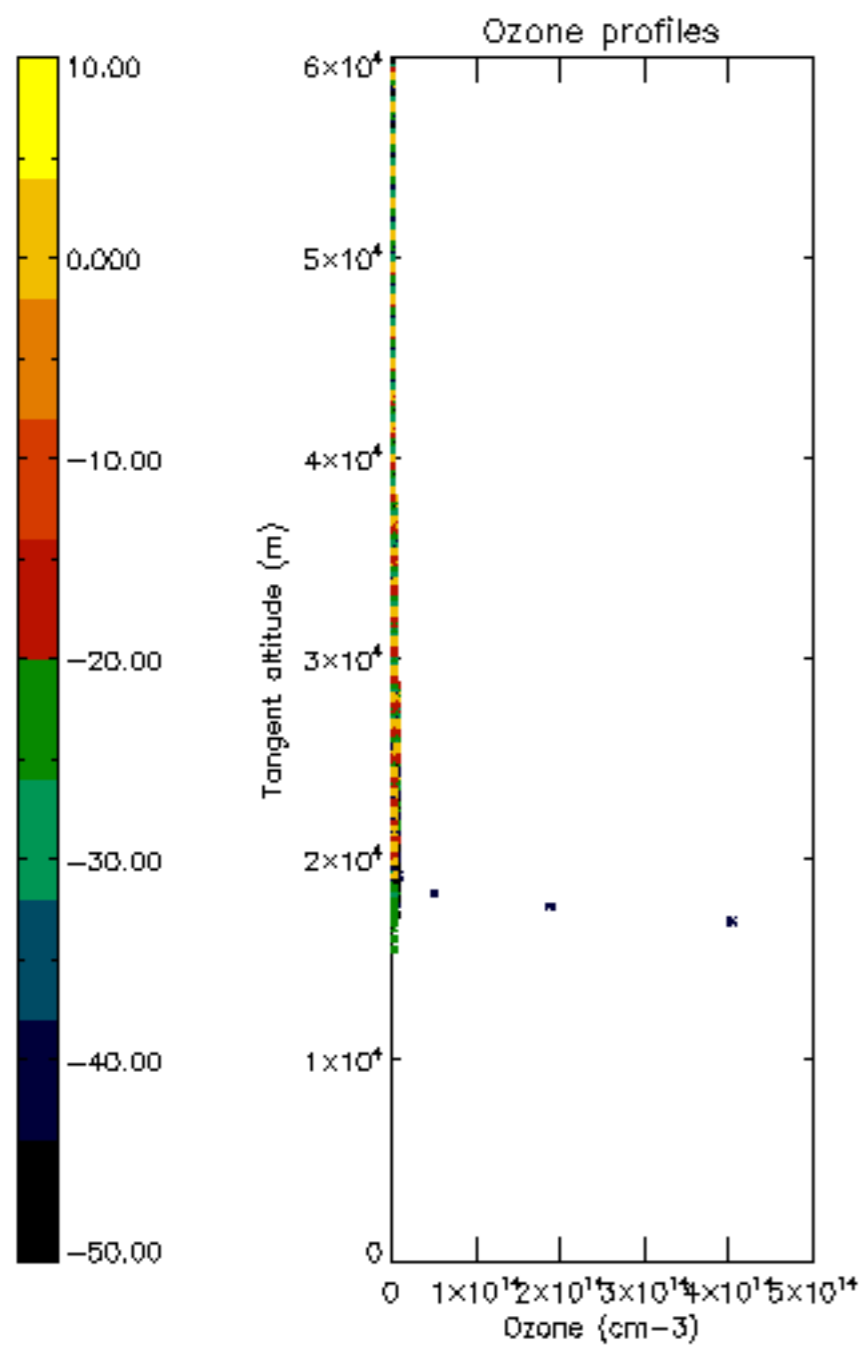


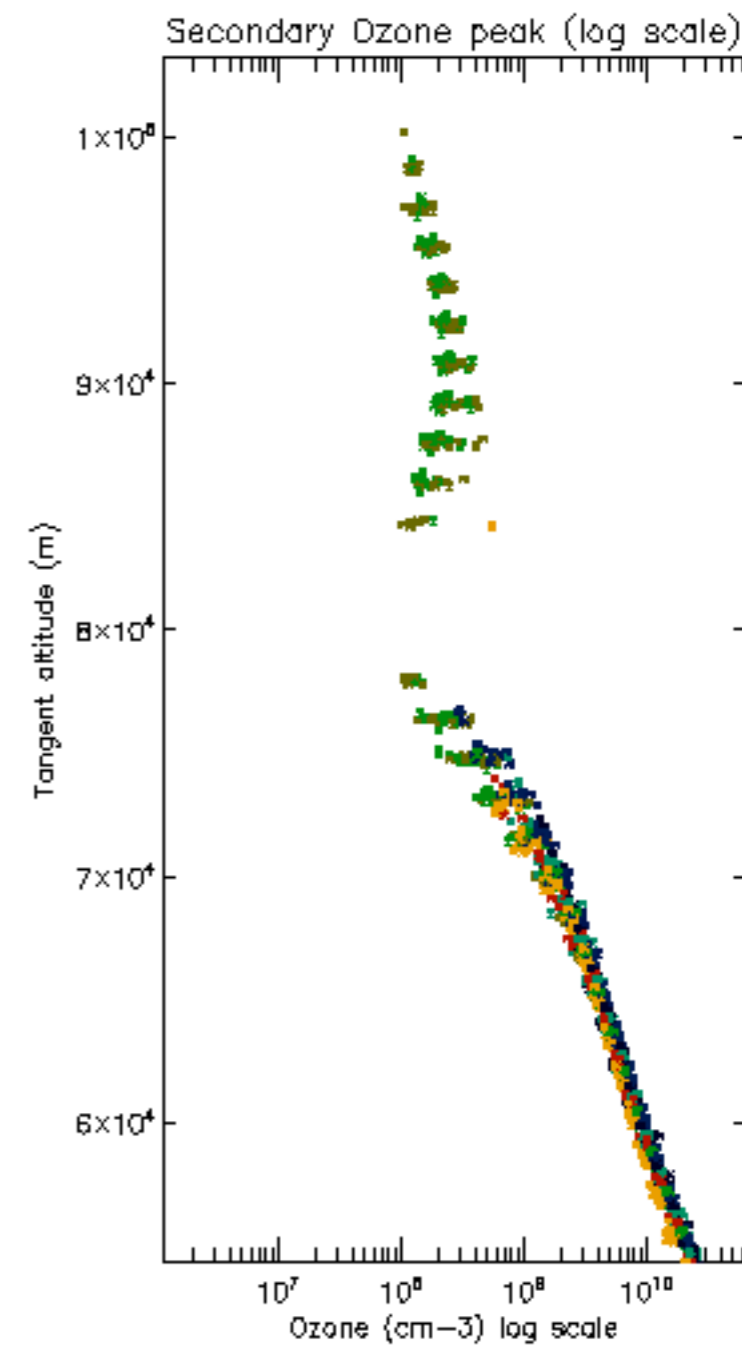
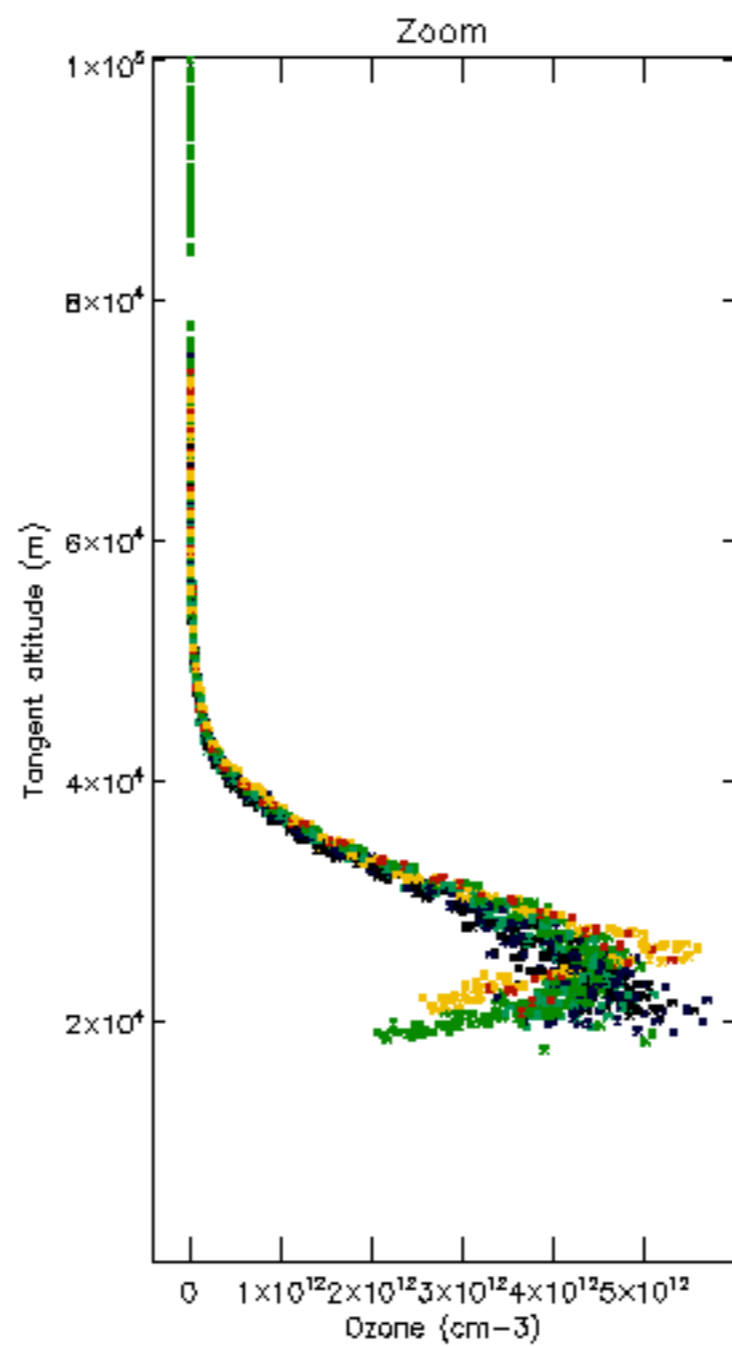
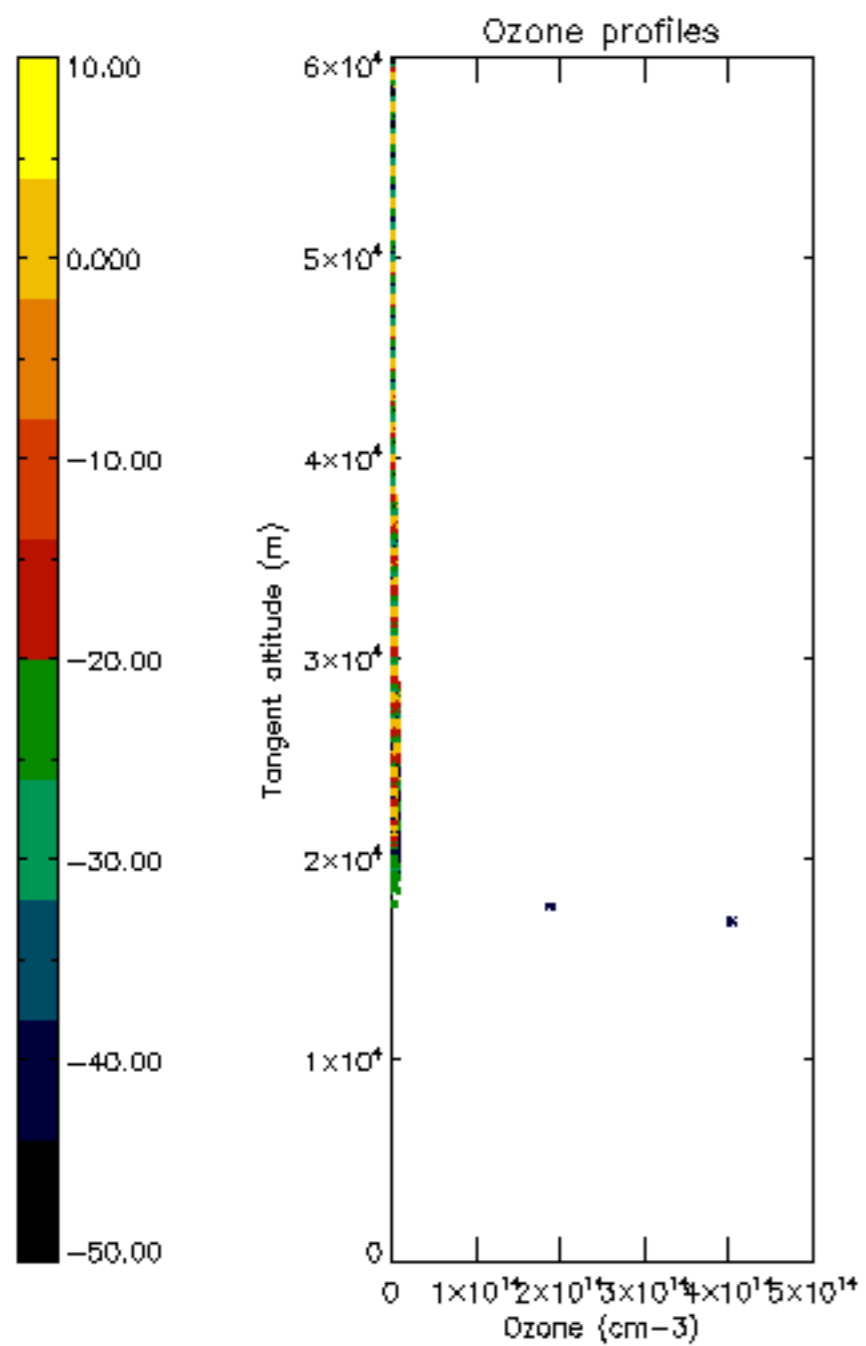
Percentage of saturation errors per profile

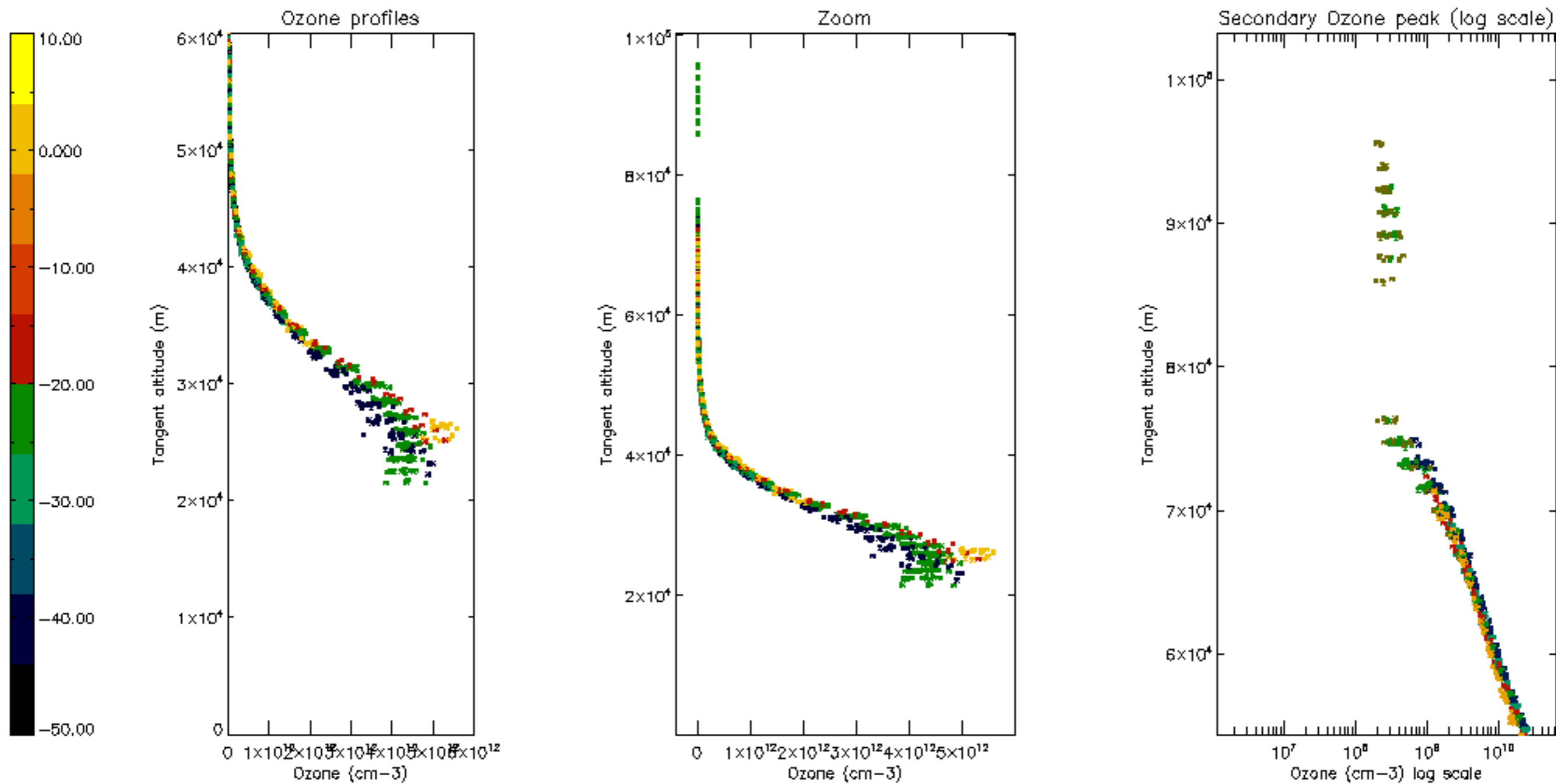




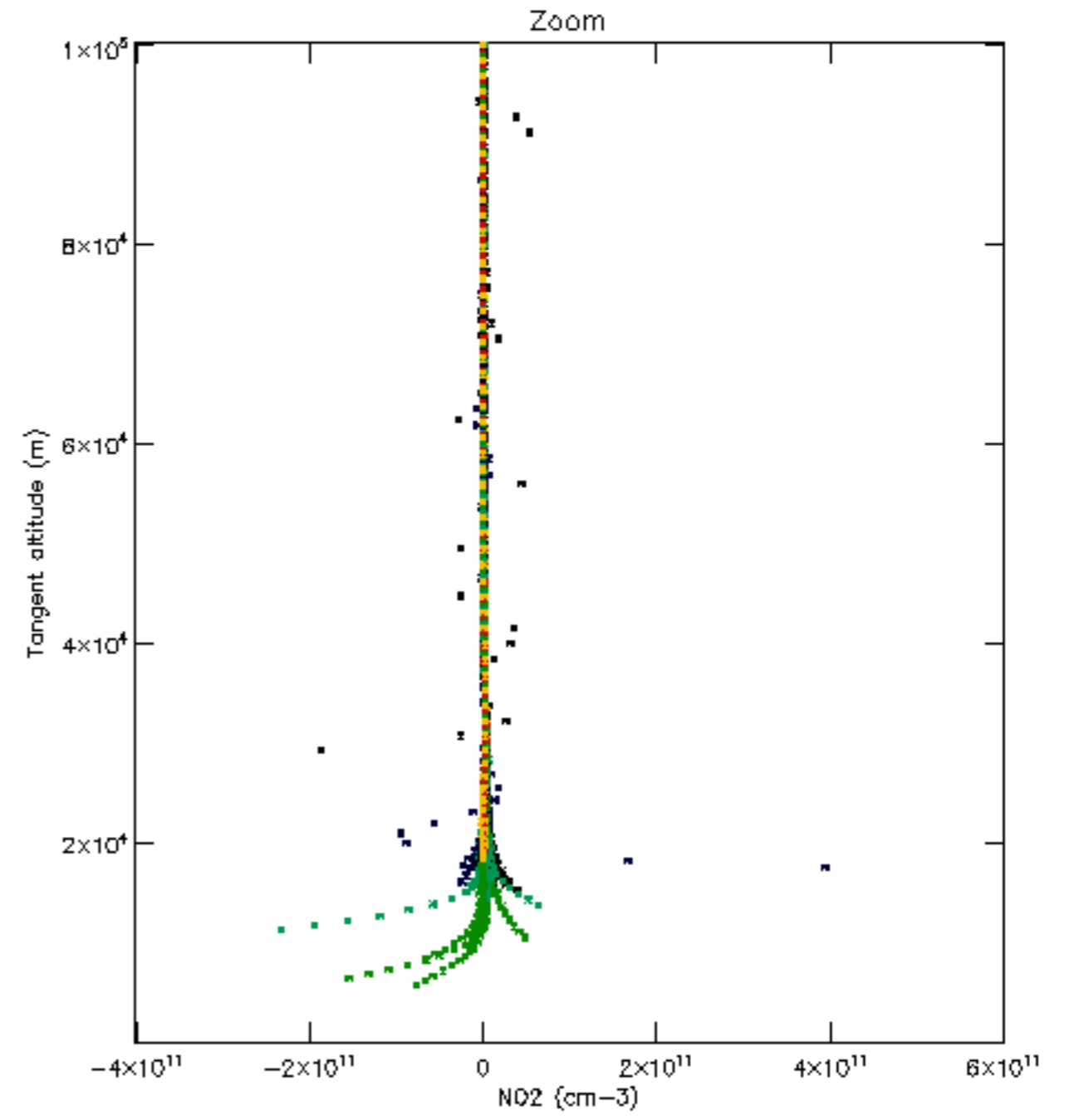
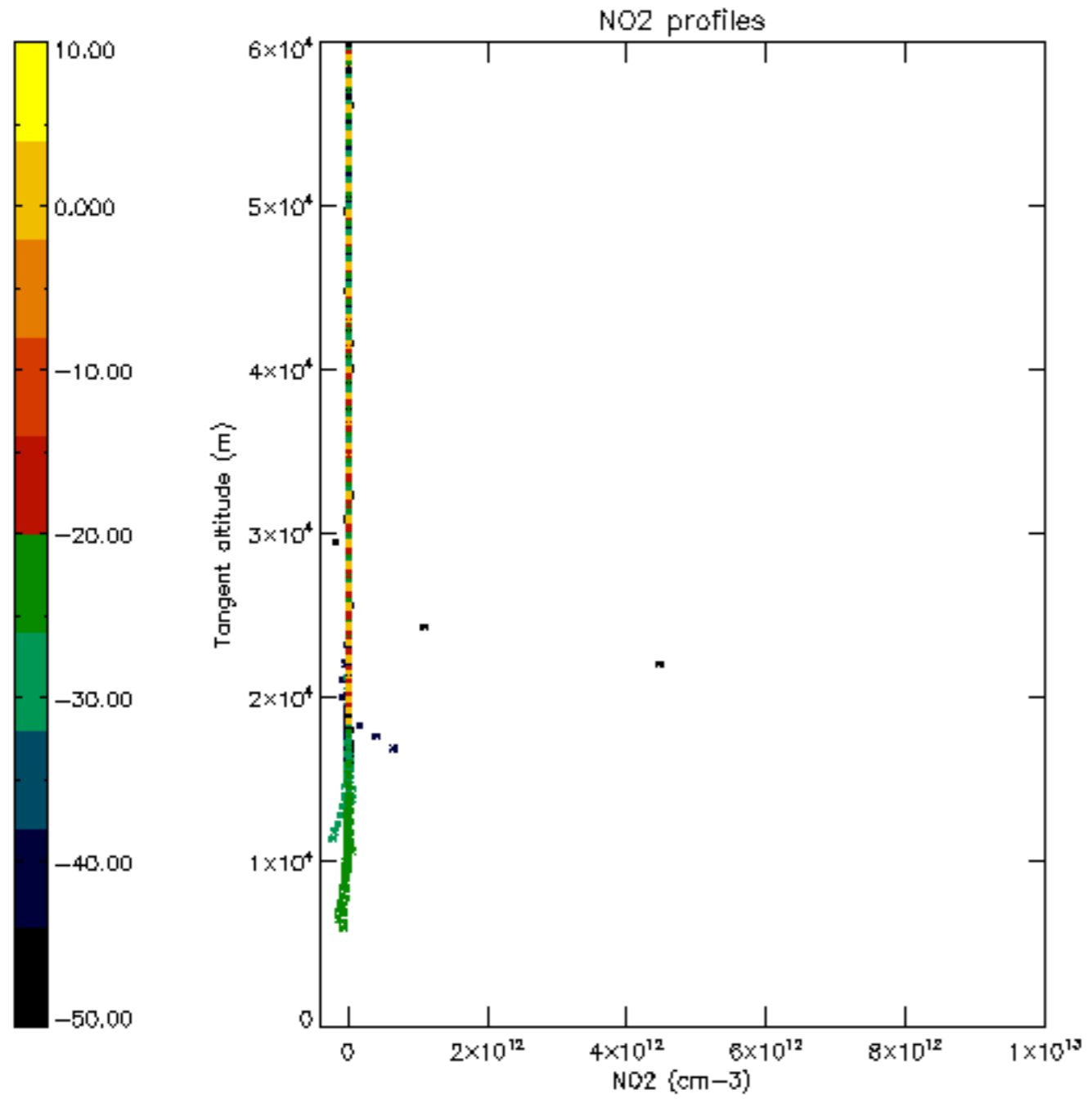


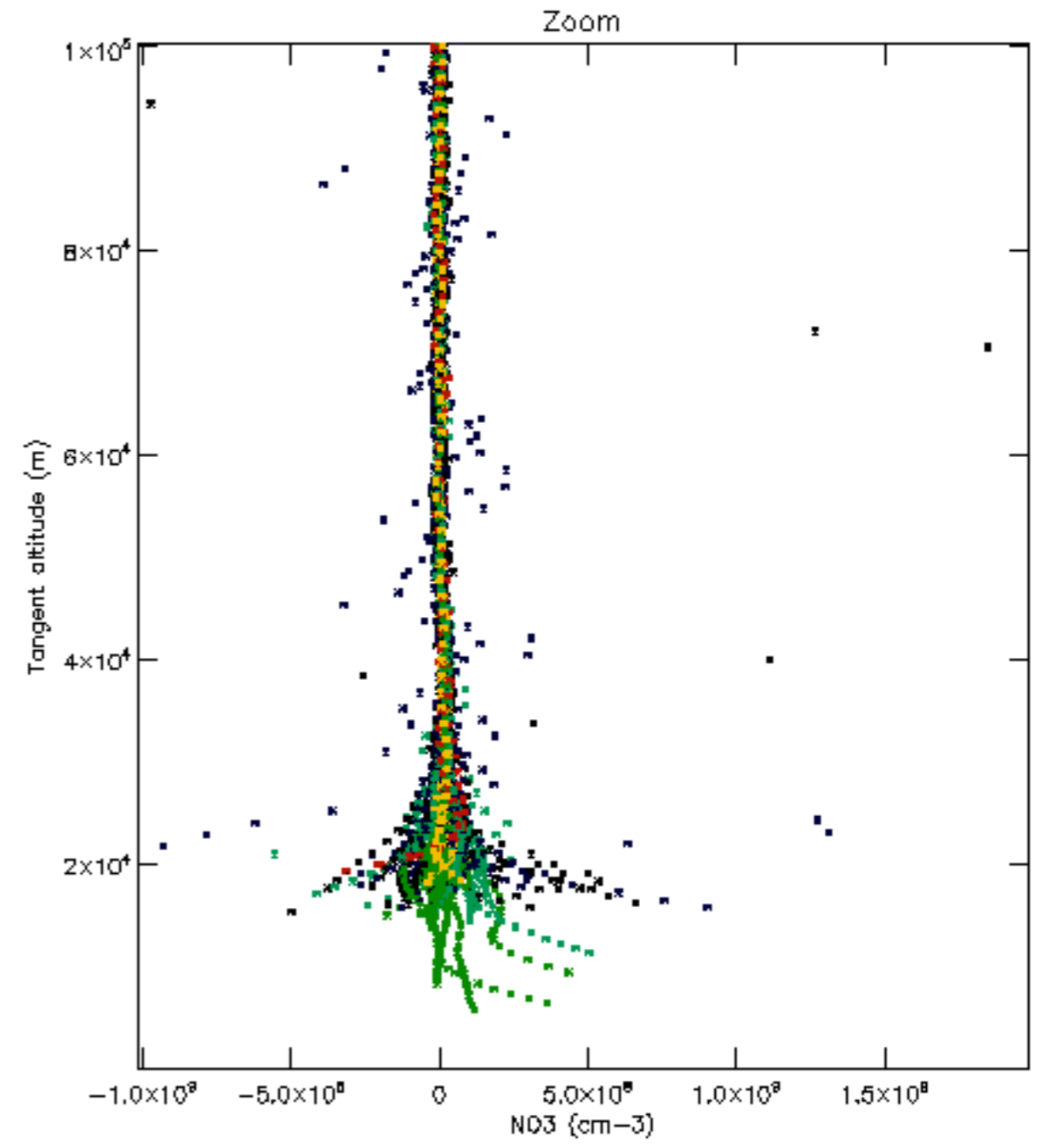
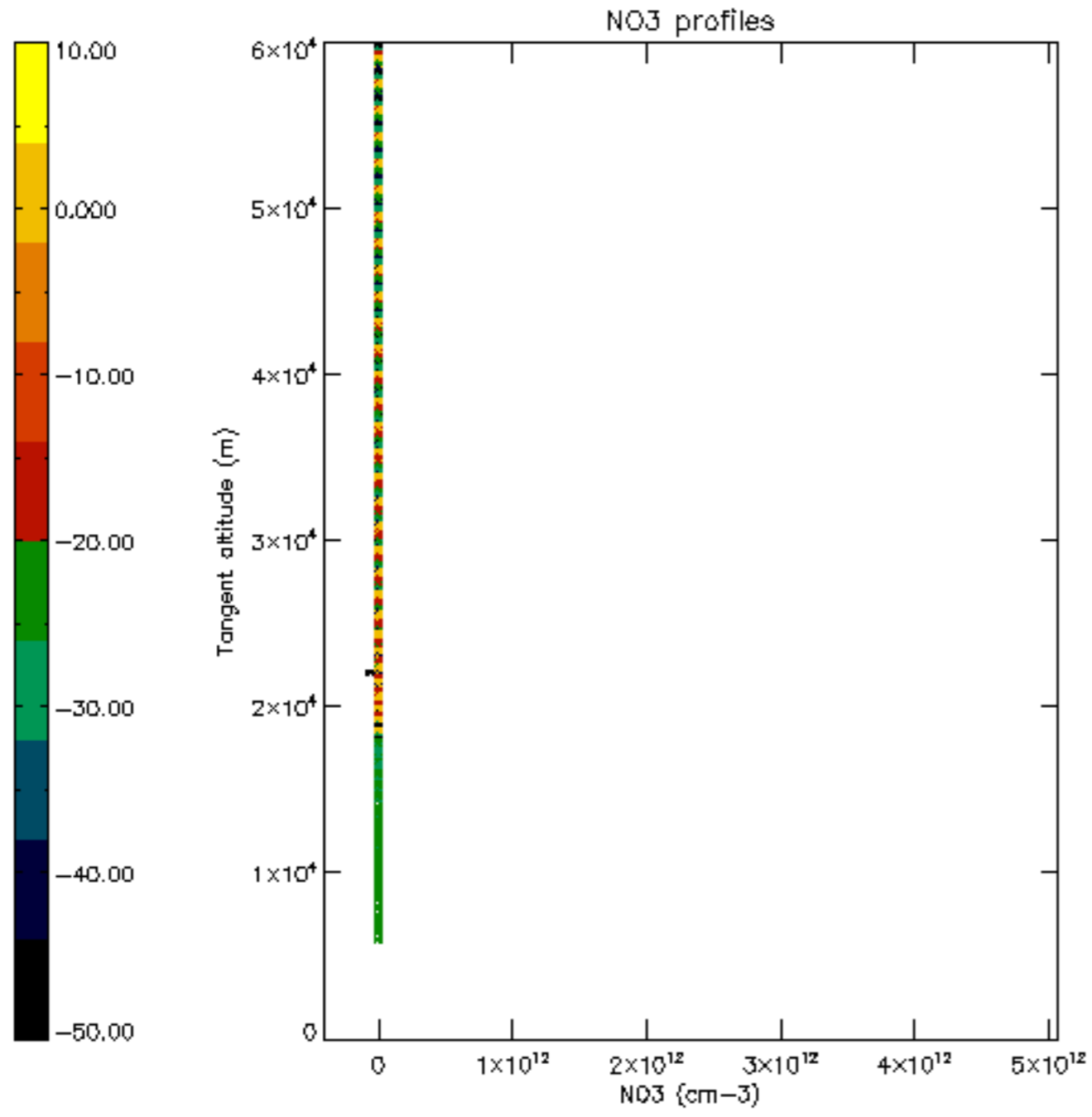


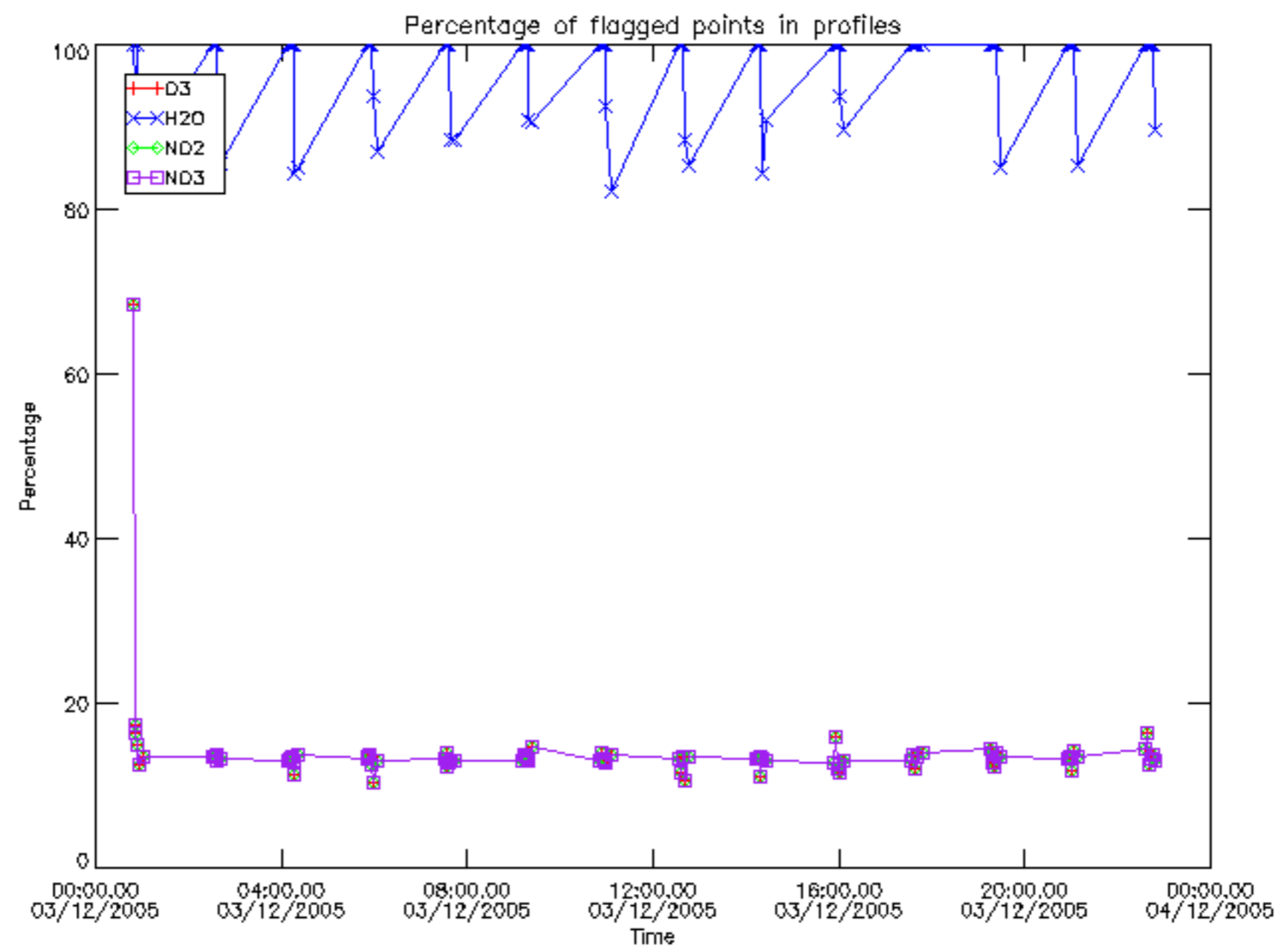




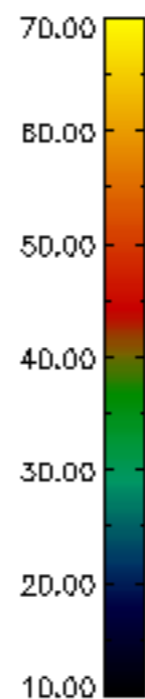
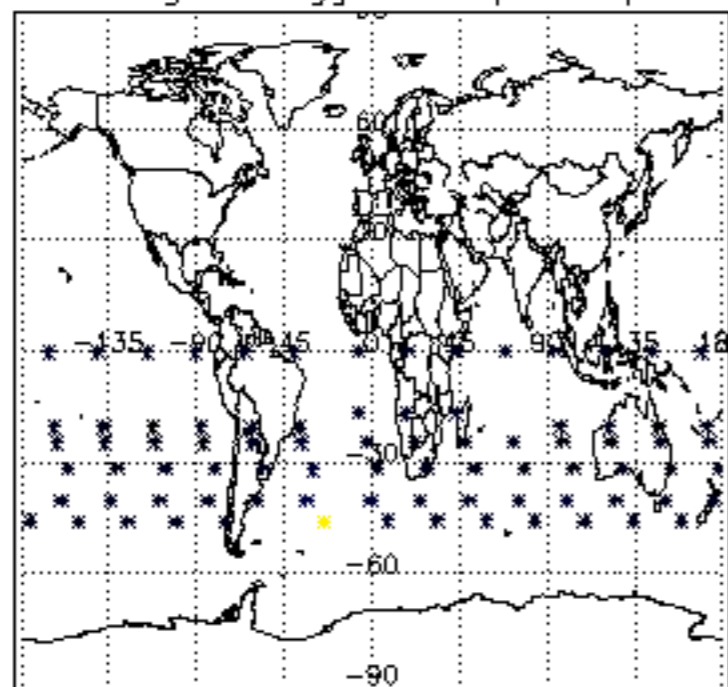




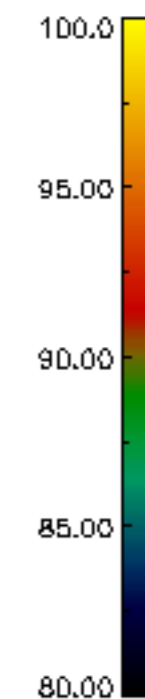
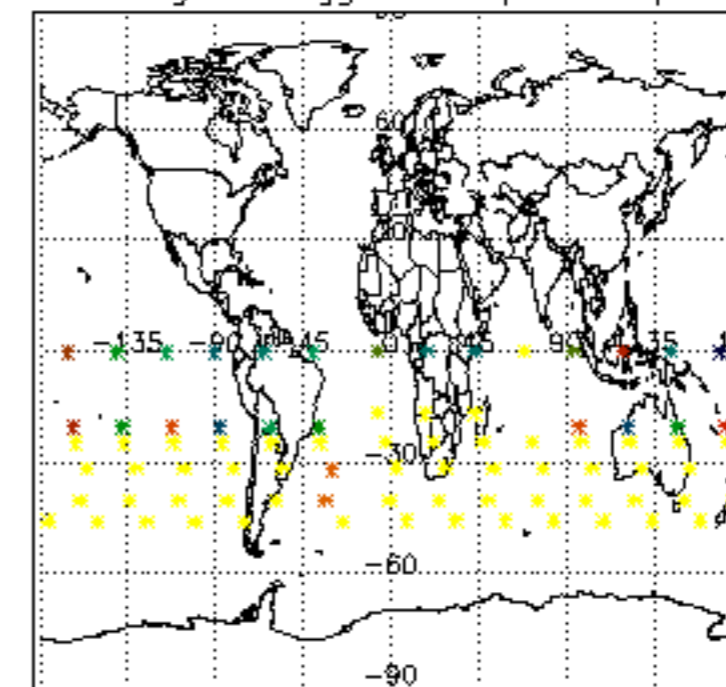




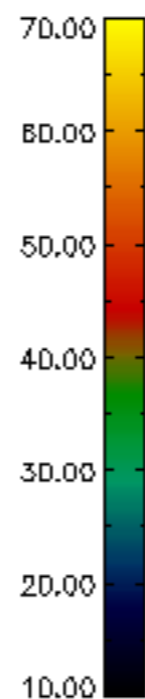
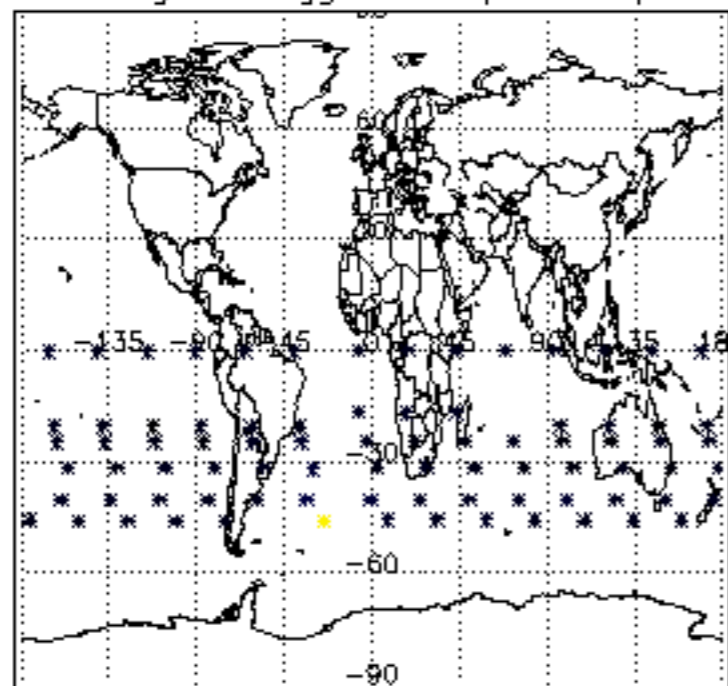
Percentage of flagged data per D3 profile



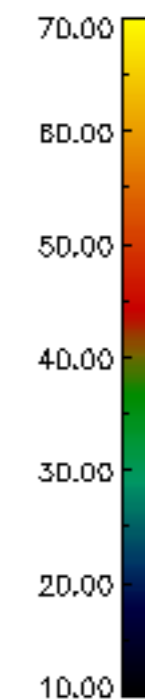
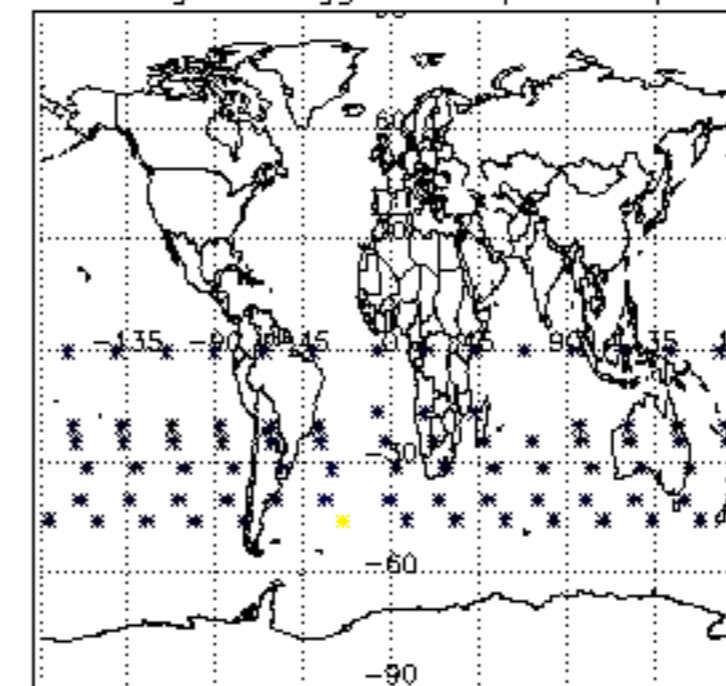
Percentage of flagged data per H2O profile



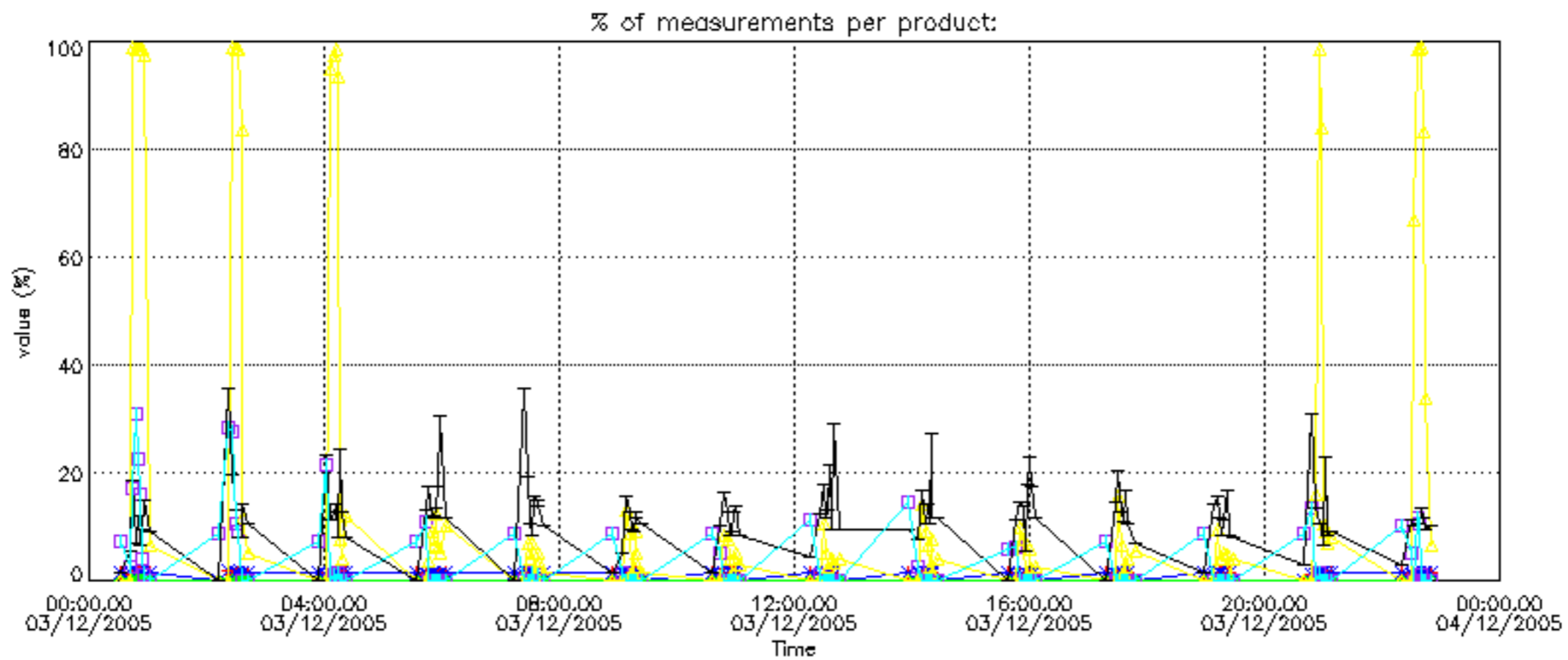
Percentage of flagged data per NO2 profile

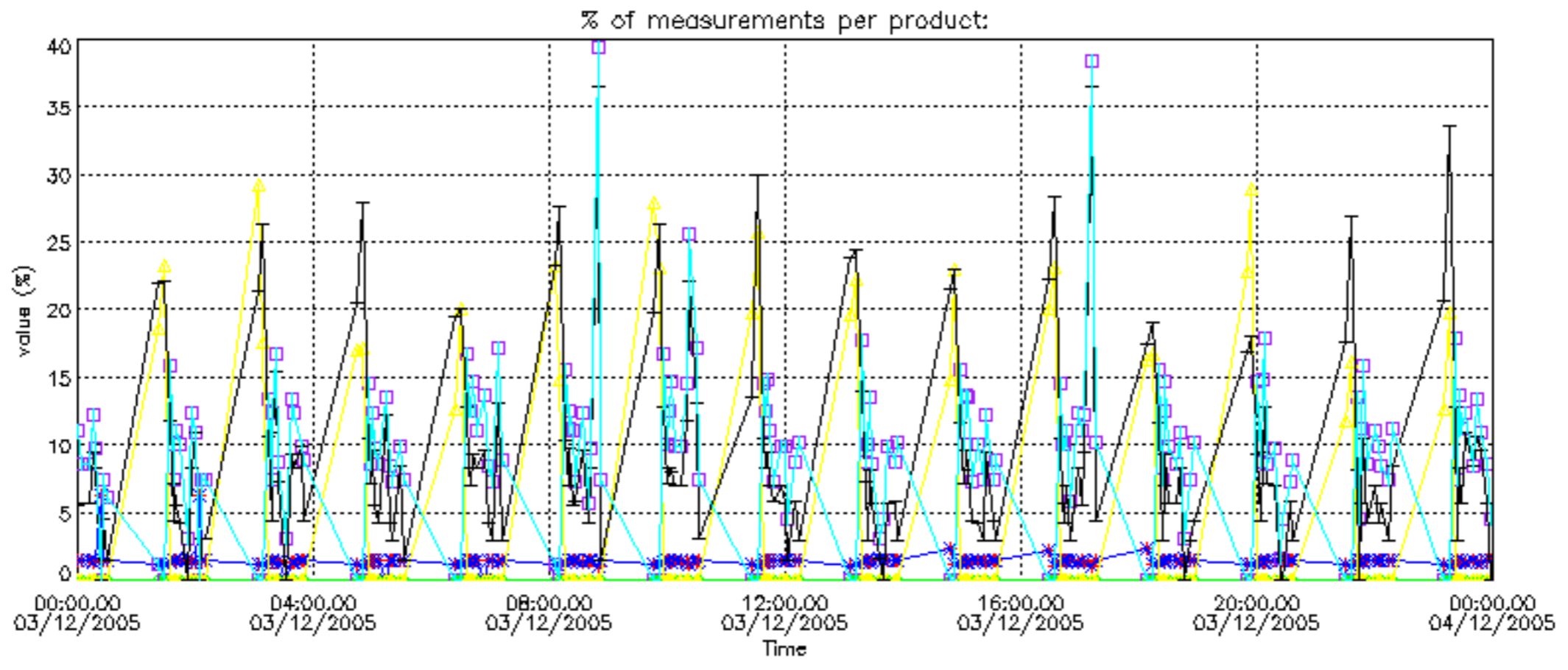


Percentage of flagged data per NO3 profile

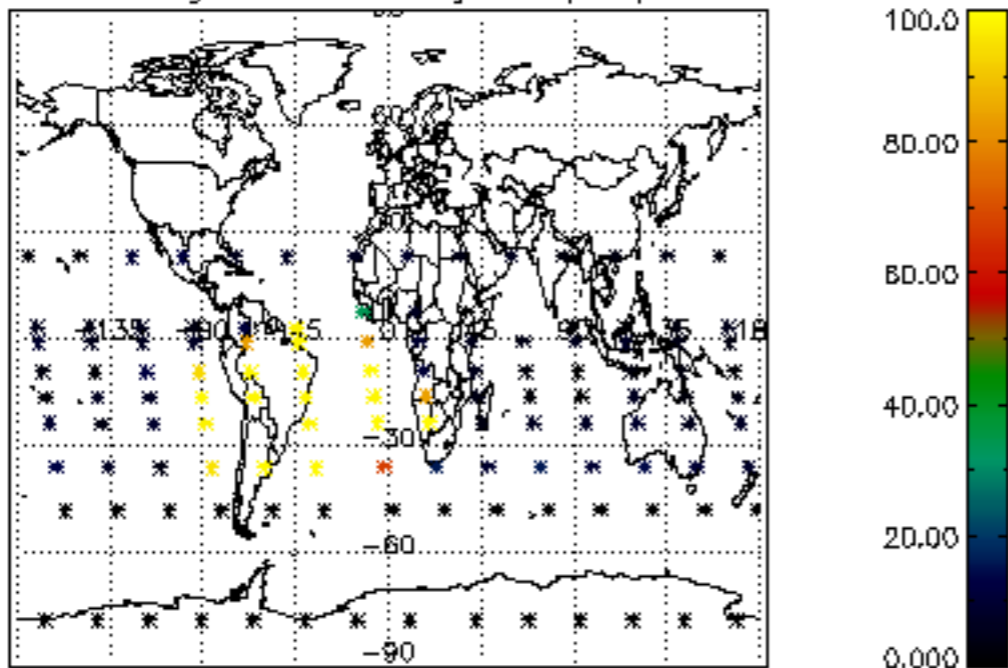




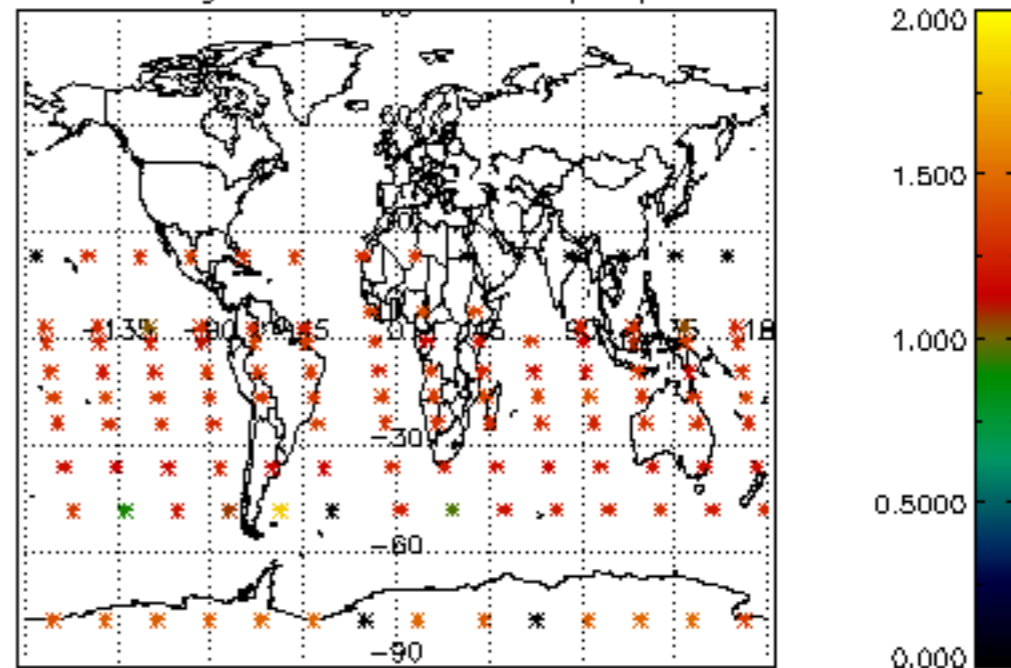




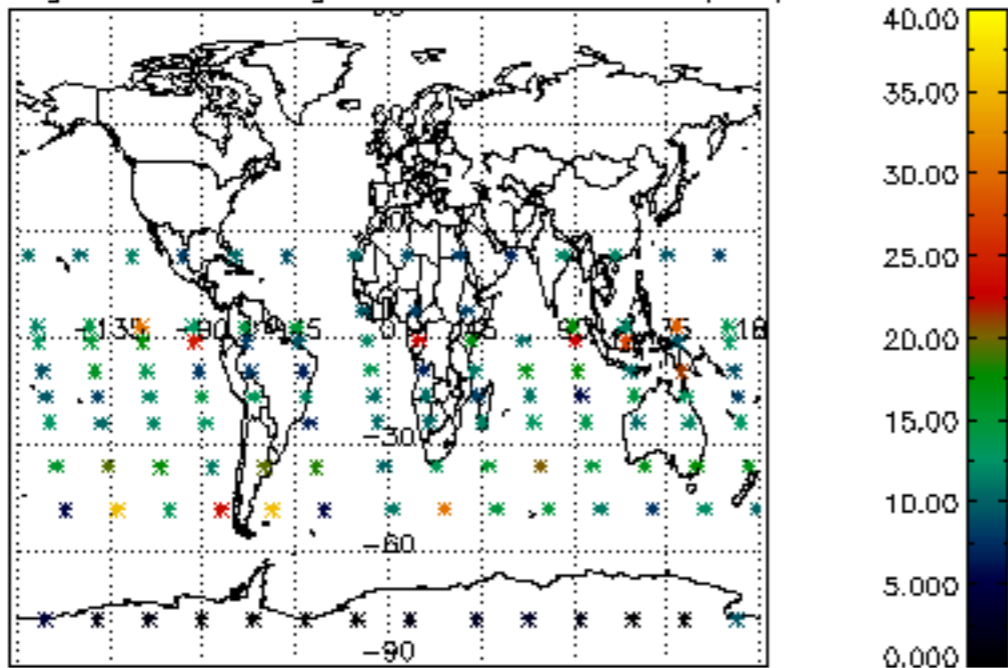
Percentage of cosmic ray hits per profile



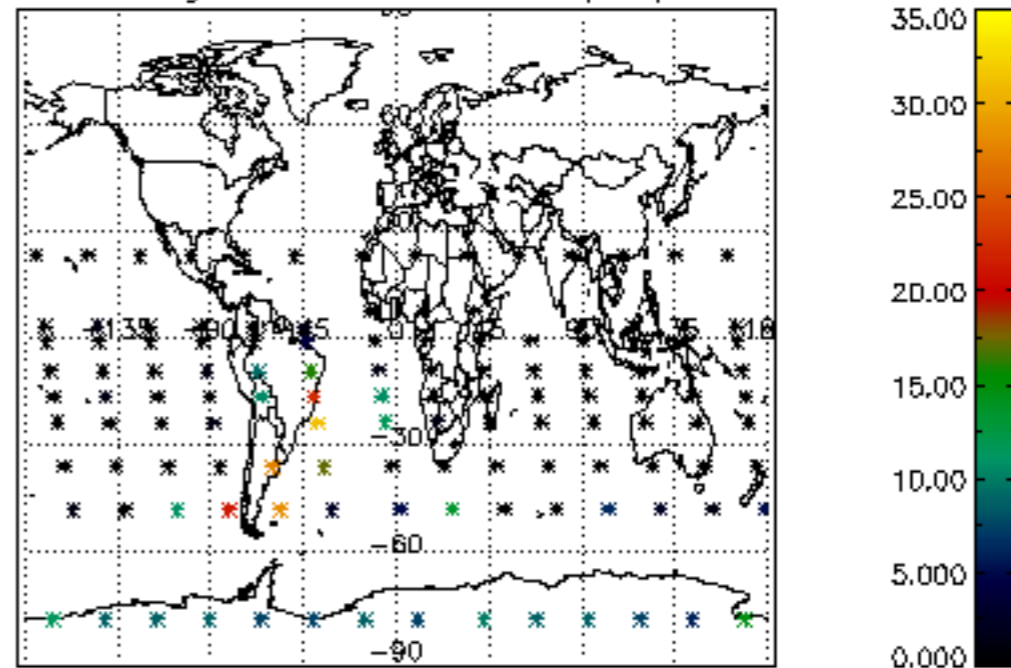
Percentage of datation errors per profile



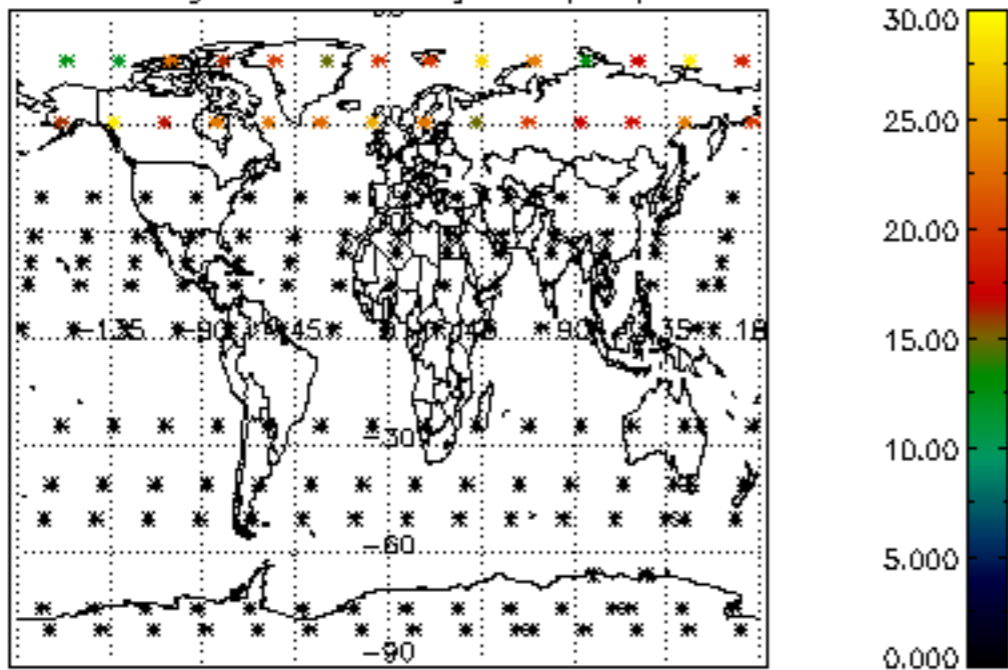
Percentage of star falling outside central band per profile



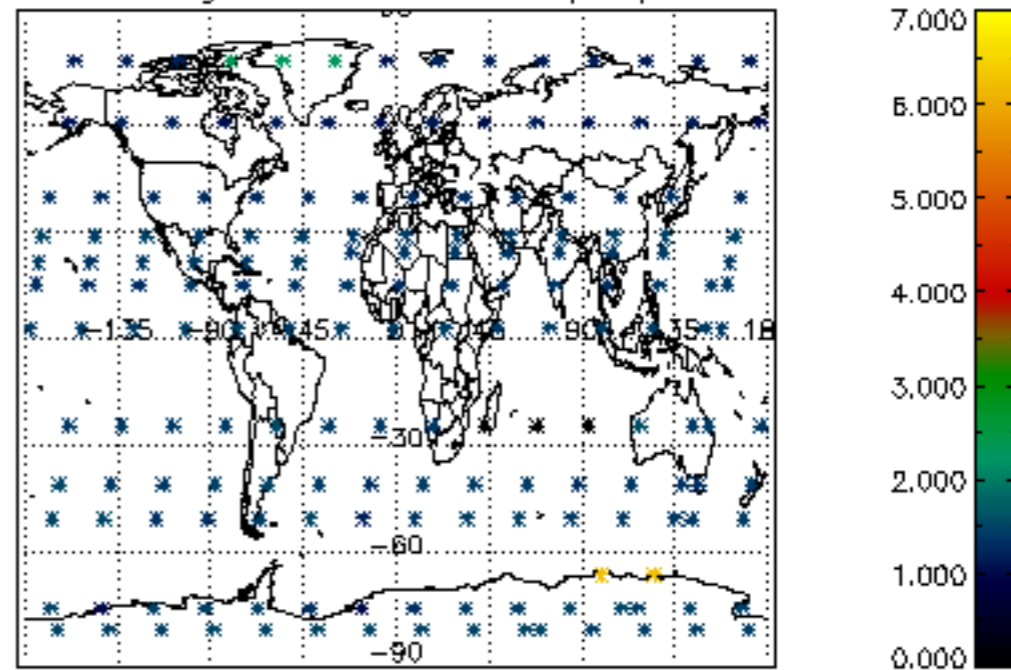
Percentage of saturation errors per profile



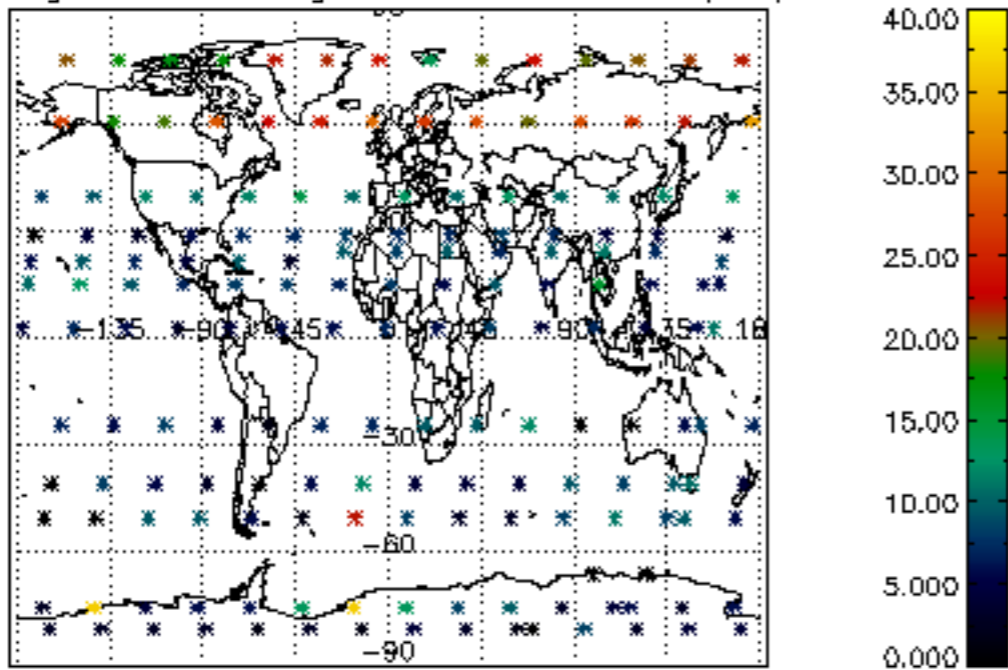
Percentage of cosmic ray hits per profile



Percentage of datation errors per profile



Percentage of star falling outside central band per profile



Percentage of saturation errors per profile

