

GOMOS Level 2 Daily Report

SUMMARY

[1. General Info](#)

[2. Summary of processed GOM_NL_2P products](#)

[3. Level 2 Quality information per product](#)

[3.1 Plot of level 2 quality information per product \(time dependant\)](#)

[3.2 Plot of level 2 quality information per product \(world map\)](#)

[4. Level 1 Quality information per product \(stored on level 2 products\)](#)

[4.1 Plot of level 1 quality information per product \(time dependant\)](#)

[4.1.1 Plot of level 1 quality information per product \(time dependant\): ASCENDING](#)

[4.1.2 Plot of level 1 quality information per product \(time dependant\): DESCENDING](#)

[4.2 Plot of level 1 quality information per product \(world map\)](#)

[4.2.1 Plot of level 1 quality information per product \(world map\): ASCENDING](#)

[4.2.2 Plot of level 1 quality information per product \(world map\): DESCENDING](#)

[5. Ozone profiles based on quality statistics and other trace gas profiles](#)

[5.1 Ozone statistics based on quality of products](#)

[5.2 Plot ozone profiles for all STD \(dark without errors\)](#)

[5.3 Plot ozone profiles where STD < 20% \(dark without errors\)](#)

[5.4. Plot ozone profiles where STD < 10% \(dark without errors\)](#)

[5.5. Plot ozone profiles where STD < 5% \(dark without errors\)](#)

[5.6 Plot NO2 profiles for all STD \(dark without errors\)](#)

[5.7 Plot NO3 profiles for all STD \(dark without errors\)](#)

[5.8 Plot H2O profiles \(only for occultations of stars 1,2,3,4,13,14,16,26,63 dark without errors\) for all STD](#)

[6. Auxiliary Data Files used for the production reported in section 2](#)

This report presents the daily analysis on parameters extracted from GOMOS level 2 data (GOM_NL__2P). It is intended to monitor some important parameters that will impact the quality of these products. A list of level 2 products (and content) that have arrived during the reporting day to the PCF is also given.

Item	Value
Time of report generation	18APR2013 12:55:06
Data source version	GOMOS/6.01
Start time of products	02-12-2005 (02DEC2005 00:00:00)
Stop time of products	03-12-2005 (03DEC2005 00:00:00)
Store outputs in DB	Yes
Nb of level 2 prods	319
Nb of prods with errors	0

2. Summary of processed GOM_NL__2P products.

Nr	Filename	UTC Start time	Limb	Duration	Star Id	Star Name	Star Mag	Star Temp	Nb Meas	Orbit	Prod. error
1	GOM_NL__2PRFIN20051202_000644_000000382043_00045_19638_9007.N1	02-DEC-2005 00:06:44	Straylight	38.000	157	The1Eri	2.9060	9300.0	76	19638	No
2	GOM_NL__2PRFIN20051202_001339_000000462043_00045_19638_9008.N1	02-DEC-2005 00:13:39	Straylight	45.500	165	34Gam Eri	2.9500	3200.0	91	19638	No
3	GOM_NL__2PRFIN20051202_001900_000000442043_00045_19638_9009.N1	02-DEC-2005 00:19:00	Twilight_stray	43.500	94	92Alp Cet	2.5260	3100.0	87	19638	No
4	GOM_NL__2PRFIN20051202_002455_000000372043_00045_19638_9010.N1	02-DEC-2005 00:24:55	Bright	36.500	50	13Alp Ari	2.0070	4250.0	73	19638	No
5	GOM_NL__2PRFIN20051202_002801_000000352043_00045_19638_9011.N1	02-DEC-2005 00:28:01	Bright	34.500	173	4Bet Tri	3.0040	8900.0	69	19638	No
6	GOM_NL__2PRFIN20051202_002922_000000362043_00045_19638_9012.N1	02-DEC-2005 00:29:22	Bright	36.000	79	26Bet Per	2.3100	13100.	72	19638	No
7	GOM_NL__2PRFIN20051202_003158_000000372043_00045_19638_9013.N1	02-DEC-2005 00:31:58	Bright	36.500	35	33Alp Per	1.7950	6250.0	73	19638	No
8	GOM_NL__2PRFIN20051202_003519_000000352043_00045_19638_9014.N1	02-DEC-2005 00:35:19	Bright	35.000	110	37Del Cas	2.6780	8900.0	70	19638	No
9	GOM_NL__2PRFIN20051202_004259_000000362043_00045_19638_9015.N1	02-DEC-2005 00:42:59	Bright	35.500	49	1Alp UMi	1.9900	6300.0	71	19638	No
10	GOM_NL__2PRFIN20051202_004740_000000372043_00045_19638_9016.N1	02-DEC-2005 00:47:40	Bright	37.000	60	7Bet UMi	2.0810	3950.0	74	19638	No
11	GOM_NL__2PRFIN20051202_005020_000000362043_00045_19638_9017.N1	02-DEC-2005 00:50:20	Bright	36.000	119	14Eta Dra	2.7270	4700.0	72	19638	No
12	GOM_NL__2PRFIN20051202_005457_000000352043_00045_19638_9018.N1	02-DEC-2005 00:54:57	Bright	35.000	39	85Eta UMa	1.8540	24000.	70	19638	No
13	GOM_NL__2PRFIN20051202_005753_000000522043_00045_19638_9019.N1	02-DEC-2005 00:57:53	Bright	52.000	180	27Gam Boo	3.0400	8000.0	104	19638	No
14	GOM_NL__2PRFIN20051202_010054_000000342043_00045_19638_9020.N1	02-DEC-2005 01:00:54	Bright	33.500	83		2.3780	11000.	67	19638	No
15	GOM_NL__2PRFIN20051202_010326_000000342043_00045_19638_9021.N1	02-DEC-2005 01:03:26	Bright	33.500	3	16Alp Boo	-0.050000	4250.0	67	19638	No
16	GOM_NL__2PRFIN20051202_011251_000000552043_00045_19638_9022.N1	02-DEC-2005 01:12:51	Bright	55.000	15	67Alp Vir	0.97600	28000.	110	19638	No
17	GOM_NL__2PRFIN20051202_011616_000000432043_00045_19638_9023.N1	02-DEC-2005 01:16:16	Twilight_stray	42.500	169	46Gam Hya	2.9910	4700.0	85	19638	No
18	GOM_NL__2PRFIN20051202_011946_000000412043_00045_19638_9024.N1	02-DEC-2005 01:19:46	Dark	41.000	123	1ot Cen	2.7500	10200.	82	19638	No
19	GOM_NL__2PRFIN20051202_012155_000000362043_00045_19638_9025.N1	02-DEC-2005 01:21:55	Dark	36.000	95	Zet Cen	2.5450	26000.	72	19638	No
20	GOM_NL__2PRFIN20051202_012347_000000392043_00045_19638_9026.N1	02-DEC-2005 01:23:47	Dark	38.500	64	Gam Cen	2.2000	10600.	77	19638	No
21	GOM_NL__2PRFIN20051202_012610_000000412043_00045_19638_9027.N1	02-DEC-2005 01:26:10	Dark	41.000	20	Bet Cru	1.2530	30000.	82	19638	No
22	GOM_NL__2PRFIN20051202_012721_000000402043_00046_19639_9005.N1	02-DEC-2005 01:27:21	Dark	39.500	12	Alp1Cru	0.77500	30000.	79	19639	No
23	GOM_NL__2PRFIN20051202_013252_000000382043_00046_19639_9006.N1	02-DEC-2005 01:32:52	Dark	37.500	29	Bet Car	1.6720	10200.	75	19639	No
24	GOM_NL__2PRFIN20051202_014720_000000392043_00046_19639_9007.N1	02-DEC-2005 01:47:20	Straylight	38.500	157	The1Eri	2.9060	9300.0	77	19639	No
25	GOM_NL__2PRFIN20051202_015415_000000502043_00046_19639_9008.N1	02-DEC-2005 01:54:15	Straylight	50.000	165	34Gam Eri	2.9500	3200.0	100	19639	No
26	GOM_NL__2PRFIN20051202_015936_000000432043_00046_19639_9009.N1	02-DEC-2005 01:59:36	Twilight_stray	43.000	94	92Alp Cet	2.5260	3100.0	86	19639	No
27	GOM_NL__2PRFIN20051202_020531_000000382043_00046_19639_9010.N1	02-DEC-2005 02:05:31	Bright	37.500	50	13Alp Ari	2.0070	4250.0	75	19639	No
28	GOM_NL__2PRFIN20051202_020837_000000342043_00046_19639_9011.N1	02-DEC-2005 02:08:37	Bright	34.000	173	4Bet Tri	3.0040	8900.0	68	19639	No
29	GOM_NL__2PRFIN20051202_020958_000000352043_00046_19639_9012.N1	02-DEC-2005 02:09:58	Bright	35.000	79	26Bet Per	2.3100	13100.	70	19639	No
30	GOM_NL__2PRFIN20051202_021234_000000372043_00046_19639_9013.N1	02-DEC-2005 02:12:34	Bright	36.500	35	33Alp Per	1.7950	6250.0	73	19639	No
31	GOM_NL__2PRFIN20051202_021555_000000352043_00046_19639_9014.N1	02-DEC-2005 02:15:55	Bright	35.000	110	37Del Cas	2.6780	8900.0	70	19639	No
32	GOM_NL__2PRFIN20051202_022335_000000342043_00046_19639_9015.N1	02-DEC-2005 02:23:35	Bright	33.500	49	1Alp UMi	1.9900	6300.0	67	19639	No
33	GOM_NL__2PRFIN20051202_022816_000000372043_00046_19639_9016.N1	02-DEC-2005 02:28:16	Bright	36.500	60	7Bet UMi	2.0810	3950.0	73	19639	No
34	GOM_NL__2PRFIN20051202_023056_000000352043_00046_19639_9017.N1	02-DEC-2005 02:30:56	Bright	35.000	119	14Eta Dra	2.7270	4700.0	70	19639	No
35	GOM_NL__2PRFIN20051202_023533_000000352043_00046_19639_9018.N1	02-DEC-2005 02:35:33	Bright	34.500	39	85Eta UMa	1.8540	24000.	69	19639	No
36	GOM_NL__2PRFIN20051202_023829_000000352043_00046_19639_9019.N1	02-DEC-2005 02:38:29	Bright	34.500	180	27Gam Boo	3.0400	8000.0	69	19639	No
37	GOM_NL__2PRFIN20051202_024130_000000342043_00046_19639_9020.N1	02-DEC-2005 02:41:30	Bright	34.000	83		2.3780	11000.	68	19639	No
38	GOM_NL__2PRFIN20051202_024402_000000342043_00046_19639_9021.N1	02-DEC-2005 02:44:02	Bright	34.000	3	16Alp Boo	-0.050000	4250.0	68	19639	No
39	GOM_NL__2PRFIN20051202_025327_000000552043_00046_19639_9022.N1	02-DEC-2005 02:53:27	Bright	55.000	15	67Alp Vir	0.97600	28000.	110	19639	No
40	GOM_NL__2PRFIN20051202_025652_000000392043_00046_19639_9023.N1	02-DEC-2005 02:56:52	Twilight_stray	39.000	169	46Gam Hya	2.9910	4700.0	78	19639	No
41	GOM_NL__2PRFIN20051202_030231_000000382043_00046_19639_9024.N1	02-DEC-2005 03:02:31	Dark	37.500	95	Zet Cen	2.5450	26000.	75	19639	No
42	GOM_NL__2PRFIN20051202_030424_000000382043_00046_19639_9025.N1	02-DEC-2005 03:04:24	Dark	38.000	64	Gam Cen	2.2000	10600.	76	19639	No

43	GOM_NL__2PRFIN20051202_030646_000000392043_00046_19639_9026.N1	02-DEC-2005 03:06:46	Dark	38.500	20	Bet Cru	1.2530	30000.	77	19639	No
44	GOM_NL__2PRFIN20051202_030757_000000432043_00047_19640_9005.N1	02-DEC-2005 03:07:57	Dark	42.500	12	Alp1Cru	0.77500	30000.	85	19640	No
45	GOM_NL__2PRFIN20051202_031328_000000422043_00047_19640_9006.N1	02-DEC-2005 03:13:28	Dark	41.500	29	Bet Car	1.6720	10200.	83	19640	No
46	GOM_NL__2PRFIN20051202_032756_000000392043_00047_19640_9007.N1	02-DEC-2005 03:27:56	Straylight	39.000	157	The1Eri	2.9060	9300.0	78	19640	No
47	GOM_NL__2PRFIN20051202_033451_000000452043_00047_19640_9008.N1	02-DEC-2005 03:34:51	Straylight	45.000	165	34Gam Eri	2.9500	3200.0	90	19640	No
48	GOM_NL__2PRFIN20051202_034012_000000422043_00047_19640_9009.N1	02-DEC-2005 03:40:12	Twi_and_stray	42.000	94	92Alp Cet	2.5260	3100.0	84	19640	No
49	GOM_NL__2PRFIN20051202_034608_000000382043_00047_19640_9010.N1	02-DEC-2005 03:46:08	Bright	38.000	50	13Alp Ari	2.0070	4250.0	76	19640	No
50	GOM_NL__2PRFIN20051202_034913_000000362043_00047_19640_9011.N1	02-DEC-2005 03:49:13	Bright	36.000	173	4Bet Tri	3.0040	8900.0	72	19640	No
51	GOM_NL__2PRFIN20051202_035034_000000372043_00047_19640_9012.N1	02-DEC-2005 03:50:34	Bright	37.000	79	26Bet Per	2.3100	13100.	74	19640	No
52	GOM_NL__2PRFIN20051202_035310_000000392043_00047_19640_9013.N1	02-DEC-2005 03:53:10	Bright	39.000	35	33Alp Per	1.7950	6250.0	78	19640	No
53	GOM_NL__2PRFIN20051202_035631_000000352043_00047_19640_9014.N1	02-DEC-2005 03:56:31	Bright	35.000	110	37Del Cas	2.6780	8900.0	70	19640	No
54	GOM_NL__2PRFIN20051202_040411_000000352043_00047_19640_9015.N1	02-DEC-2005 04:04:11	Bright	34.500	49	1Alp UMi	1.9900	6300.0	69	19640	No
55	GOM_NL__2PRFIN20051202_040852_000000372043_00047_19640_9016.N1	02-DEC-2005 04:08:52	Bright	36.500	60	7Bet UMi	2.0810	3950.0	73	19640	No
56	GOM_NL__2PRFIN20051202_041132_000000362043_00047_19640_9017.N1	02-DEC-2005 04:11:32	Bright	36.000	119	14Eta Dra	2.7270	4700.0	72	19640	No
57	GOM_NL__2PRFIN20051202_041609_000000352043_00047_19640_9018.N1	02-DEC-2005 04:16:09	Bright	35.000	39	85Eta UMa	1.8540	24000.	70	19640	No
58	GOM_NL__2PRFIN20051202_041905_000000352043_00047_19640_9019.N1	02-DEC-2005 04:19:05	Bright	34.500	180	27Gam Boo	3.0400	8000.0	69	19640	No
59	GOM_NL__2PRFIN20051202_042206_000000342043_00047_19640_9020.N1	02-DEC-2005 04:22:06	Bright	34.000	83		2.3780	11000.	68	19640	No
60	GOM_NL__2PRFIN20051202_042438_000000352043_00047_19640_9021.N1	02-DEC-2005 04:24:38	Bright	34.500	3	16Alp Boo	-0.050000	4250.0	69	19640	No
61	GOM_NL__2PRFIN20051202_043404_000000382043_00047_19640_9022.N1	02-DEC-2005 04:34:04	Bright	38.000	15	67Alp Vir	0.97600	28000.	76	19640	No
62	GOM_NL__2PRFIN20051202_043729_000000432043_00047_19640_9023.N1	02-DEC-2005 04:37:29	Twi_and_stray	42.500	169	46Gam Hya	2.9910	4700.0	85	19640	No
63	GOM_NL__2PRFIN20051202_044058_000000402043_00047_19640_9024.N1	02-DEC-2005 04:40:58	Dark	39.500	123	lot Cen	2.7500	10200.	79	19640	No
64	GOM_NL__2PRFIN20051202_044307_000000382043_00047_19640_9025.N1	02-DEC-2005 04:43:07	Dark	38.000	95	Zet Cen	2.5450	26000.	76	19640	No
65	GOM_NL__2PRFIN20051202_044500_000000402043_00047_19640_9026.N1	02-DEC-2005 04:45:00	Dark	39.500	64	Gam Cen	2.2000	10600.	79	19640	No
66	GOM_NL__2PRFIN20051202_044722_000000402043_00047_19640_9027.N1	02-DEC-2005 04:47:22	Dark	39.500	20	Bet Cru	1.2530	30000.	79	19640	No
67	GOM_NL__2PRFIN20051202_044833_000000432043_00048_19641_9005.N1	02-DEC-2005 04:48:33	Dark	43.000	12	Alp1Cru	0.77500	30000.	86	19641	No
68	GOM_NL__2PRFIN20051202_045405_000000382043_00048_19641_9006.N1	02-DEC-2005 04:54:05	Dark	38.000	29	Bet Car	1.6720	10200.	76	19641	No
69	GOM_NL__2PRFIN20051202_050832_000000372043_00048_19641_9007.N1	02-DEC-2005 05:08:32	Straylight	36.500	157	The1Eri	2.9060	9300.0	73	19641	No
70	GOM_NL__2PRFIN20051202_051527_000000452043_00048_19641_9008.N1	02-DEC-2005 05:15:27	Straylight	45.000	165	34Gam Eri	2.9500	3200.0	90	19641	No
71	GOM_NL__2PRFIN20051202_052048_000000452043_00048_19641_9009.N1	02-DEC-2005 05:20:48	Twi_and_stray	44.500	94	92Alp Cet	2.5260	3100.0	89	19641	No
72	GOM_NL__2PRFIN20051202_052644_000000372043_00048_19641_9010.N1	02-DEC-2005 05:26:44	Bright	37.000	50	13Alp Ari	2.0070	4250.0	74	19641	No
73	GOM_NL__2PRFIN20051202_052950_000000352043_00048_19641_9011.N1	02-DEC-2005 05:29:50	Bright	35.000	173	4Bet Tri	3.0040	8900.0	70	19641	No
74	GOM_NL__2PRFIN20051202_053110_000000372043_00048_19641_9012.N1	02-DEC-2005 05:31:10	Bright	36.500	79	26Bet Per	2.3100	13100.	73	19641	No
75	GOM_NL__2PRFIN20051202_053346_000000372043_00048_19641_9013.N1	02-DEC-2005 05:33:46	Bright	36.500	35	33Alp Per	1.7950	6250.0	73	19641	No
76	GOM_NL__2PRFIN20051202_053707_000000362043_00048_19641_9014.N1	02-DEC-2005 05:37:07	Bright	35.500	110	37Del Cas	2.6780	8900.0	71	19641	No
77	GOM_NL__2PRFIN20051202_054447_000000372043_00048_19641_9015.N1	02-DEC-2005 05:44:47	Bright	36.500	49	1Alp UMi	1.9900	6300.0	73	19641	No
78	GOM_NL__2PRFIN20051202_054928_000000362043_00048_19641_9016.N1	02-DEC-2005 05:49:28	Bright	36.000	60	7Bet UMi	2.0810	3950.0	72	19641	No
79	GOM_NL__2PRFIN20051202_055209_000000372043_00048_19641_9017.N1	02-DEC-2005 05:52:09	Bright	37.000	119	14Eta Dra	2.7270	4700.0	74	19641	No
80	GOM_NL__2PRFIN20051202_055645_000000382043_00048_19641_9018.N1	02-DEC-2005 05:56:45	Bright	38.000	39	85Eta UMa	1.8540	24000.	76	19641	No
81	GOM_NL__2PRFIN20051202_055941_000000342043_00048_19641_9019.N1	02-DEC-2005 05:59:41	Bright	33.500	180	27Gam Boo	3.0400	8000.0	67	19641	No
82	GOM_NL__2PRFIN20051202_060243_000000342043_00048_19641_9020.N1	02-DEC-2005 06:02:43	Bright	33.500	83		2.3780	11000.	67	19641	No
83	GOM_NL__2PRFIN20051202_060514_000000342043_00048_19641_9021.N1	02-DEC-2005 06:05:14	Bright	34.000	3	16Alp Boo	-0.050000	4250.0	68	19641	No
84	GOM_NL__2PRFIN20051202_061440_000000422043_00048_19641_9022.N1	02-DEC-2005 06:14:40	Bright	41.500	15	67Alp Vir	0.97600	28000.	83	19641	No
85	GOM_NL__2PRFIN20051202_061805_000000432043_00048_19641_9023.N1	02-DEC-2005 06:18:05	Twi_and_stray	43.000	169	46Gam Hya	2.9910	4700.0	86	19641	No
86	GOM_NL__2PRFIN20051202_062135_000000412043_00048_19641_9024.N1	02-DEC-2005 06:21:35	Dark	40.500	123	lot Cen	2.7500	10200.	81	19641	No
87	GOM_NL__2PRFIN20051202_062343_000000392043_00048_19641_9025.N1	02-DEC-2005 06:23:43	Dark	38.500	95	Zet Cen	2.5450	26000.	77	19641	No
88	GOM_NL__2PRFIN20051202_062537_000000412043_00048_19641_9026.N1	02-DEC-2005 06:25:37	Dark	41.000	64	Gam Cen	2.2000	10600.	82	19641	No
89	GOM_NL__2PRFIN20051202_062759_000000412043_00048_19641_9027.N1	02-DEC-2005 06:27:59	Dark	41.000	20	Bet Cru	1.2530	30000.	82	19641	No
90	GOM_NL__2PRFIN20051202_062910_000000422043_00049_19642_9005.N1	02-DEC-2005 06:29:10	Dark	41.500	12	Alp1Cru	0.77500	30000.	83	19642	No
91	GOM_NL__2PRFIN20051202_063441_000000382043_00049_19642_9006.N1	02-DEC-2005 06:34:41	Dark	38.000	29	Bet Car	1.6720	10200.	76	19642	No
92	GOM_NL__2PRFIN20051202_064908_000000402043_00049_19642_9007.N1	02-DEC-2005 06:49:08	Straylight	39.500	157	The1Eri	2.9060	9300.0	79	19642	No
93	GOM_NL__2PRFIN20051202_065603_000000452043_00049_19642_9008.N1	02-DEC-2005 06:56:03	Straylight	44.500	165	34Gam Eri	2.9500	3200.0	89	19642	No
94	GOM_NL__2PRFIN20051202_070124_000000442043_00049_19642_9009.N1	02-DEC-2005 07:01:24	Twi_and_stray	44.000	94	92Alp Cet	2.5260	3100.0	88	19642	No
95	GOM_NL__2PRFIN20051202_070720_000000392043_00049_19642_9010.N1	02-DEC-2005 07:07:20	Bright	39.000	50	13Alp Ari	2.0070	4250.0	78	19642	No
96	GOM_NL__2PRFIN20051202_071026_000000352043_00049_19642_9011.N1	02-DEC-2005 07:10:26	Bright	35.000	173	4Bet Tri	3.0040	8900.0	70	19642	No
97	GOM_NL__2PRFIN20051202_071146_000000362043_00049_19642_9012.N1	02-DEC-2005 07:11:46	Bright	35.500	79	26Bet Per	2.3100	13100.	71	19642	No
98	GOM_NL__2PRFIN20051202_071422_000000382043_00049_19642_9013.N1	02-DEC-2005 07:14:22	Bright	37.500	35	33Alp Per	1.7950	6250.0	75	19642	No
99	GOM_NL__2PRFIN20051202_071744_000000362043_00049_19642_9014.N1	02-DEC-2005 07:17:44	Bright	35.500	110	37Del Cas	2.6780	8900.0	71	19642	No
100	GOM_NL__2PRFIN20051202_072523_000000362043_00049_19642_9015.N1	02-DEC-2005 07:25:23	Bright	35.500	49	1Alp UMi	1.9900	6300.0	71	19642	No
101	GOM_NL__2PRFIN20051202_073004_000000332043_00049_19642_9016.N1	02-DEC-2005 07:30:04	Bright	32.500	60	7Bet UMi	2.0810	3950.0	65	19642	No

102	GOM_NL__2PRFIN20051202_073245_000000332043_00049_19642_9017.N1	02-DEC-2005 07:32:45	Bright	33.000	119	14Eta Dra	2.7270	4700.0	66	19642	No
103	GOM_NL__2PRFIN20051202_073721_000000372043_00049_19642_9018.N1	02-DEC-2005 07:37:21	Bright	36.500	39	85Eta UMa	1.8540	24000.	73	19642	No
104	GOM_NL__2PRFIN20051202_074017_000000342043_00049_19642_9019.N1	02-DEC-2005 07:40:17	Bright	34.000	180	27Gam Boo	3.0400	8000.0	68	19642	No
105	GOM_NL__2PRFIN20051202_074319_000000342043_00049_19642_9020.N1	02-DEC-2005 07:43:19	Bright	34.000	83		2.3780	11000.	68	19642	No
106	GOM_NL__2PRFIN20051202_074551_000000352043_00049_19642_9021.N1	02-DEC-2005 07:45:51	Bright	34.500	3	16Alp Boo	-0.050000	4250.0	69	19642	No
107	GOM_NL__2PRFIN20051202_075517_000000402043_00049_19642_9022.N1	02-DEC-2005 07:55:17	Bright	40.000	15	67Alp Vir	0.97600	28000.	80	19642	No
108	GOM_NL__2PRFIN20051202_075842_000000442043_00049_19642_9023.N1	02-DEC-2005 07:58:42	Twi_and_stray	44.000	169	46Gam Hya	2.9910	4700.0	88	19642	No
109	GOM_NL__2PRFIN20051202_080211_000000382043_00049_19642_9024.N1	02-DEC-2005 08:02:11	Dark	38.000	123	lot Cen	2.7500	10200.	76	19642	No
110	GOM_NL__2PRFIN20051202_080419_000000382043_00049_19642_9025.N1	02-DEC-2005 08:04:19	Dark	38.000	95	Zet Cen	2.5450	26000.	76	19642	No
111	GOM_NL__2PRFIN20051202_080613_000000412043_00049_19642_9026.N1	02-DEC-2005 08:06:13	Dark	40.500	64	Gam Cen	2.2000	10600.	81	19642	No
112	GOM_NL__2PRFIN20051202_080835_000000402043_00049_19642_9027.N1	02-DEC-2005 08:08:35	Dark	40.000	20	Bet Cru	1.2530	30000.	80	19642	No
113	GOM_NL__2PRFIN20051202_080946_000000402043_00050_19643_9078.N1	02-DEC-2005 08:09:46	Dark	39.500	12	Alp1Cru	0.77500	30000.	79	19643	No
114	GOM_NL__2PRFIN20051202_081517_000000392043_00050_19643_9079.N1	02-DEC-2005 08:15:17	Dark	38.500	29	Bet Car	1.6720	10200.	77	19643	No
115	GOM_NL__2PRFIN20051202_082944_000000392043_00050_19643_9080.N1	02-DEC-2005 08:29:44	Straylight	38.500	157	The1Eri	2.9060	9300.0	77	19643	No
116	GOM_NL__2PRFIN20051202_083639_000000452043_00050_19643_9081.N1	02-DEC-2005 08:36:39	Straylight	45.000	165	34Gam Eri	2.9500	3200.0	90	19643	No
117	GOM_NL__2PRFIN20051202_084201_000000442043_00050_19643_9082.N1	02-DEC-2005 08:42:01	Twi_and_stray	44.000	94	92Alp Cet	2.5260	3100.0	88	19643	No
118	GOM_NL__2PRFIN20051202_084756_000000402043_00050_19643_9083.N1	02-DEC-2005 08:47:56	Bright	39.500	50	13Alp Ari	2.0070	4250.0	79	19643	No
119	GOM_NL__2PRFIN20051202_085102_000000352043_00050_19643_9084.N1	02-DEC-2005 08:51:02	Bright	35.000	173	4Bet Tri	3.0040	8900.0	70	19643	No
120	GOM_NL__2PRFIN20051202_085222_000000372043_00050_19643_9085.N1	02-DEC-2005 08:52:22	Bright	36.500	79	26Bet Per	2.3100	13100.	73	19643	No
121	GOM_NL__2PRFIN20051202_085458_000000372043_00050_19643_9086.N1	02-DEC-2005 08:54:58	Bright	37.000	35	33Alp Per	1.7950	6250.0	74	19643	No
122	GOM_NL__2PRFIN20051202_085820_000000362043_00050_19643_9087.N1	02-DEC-2005 08:58:20	Bright	35.500	110	37Del Cas	2.6780	8900.0	71	19643	No
123	GOM_NL__2PRFIN20051202_090559_000000362043_00050_19643_9088.N1	02-DEC-2005 09:05:59	Bright	35.500	49	1Alp UMi	1.9900	6300.0	71	19643	No
124	GOM_NL__2PRFIN20051202_091040_000000372043_00050_19643_9089.N1	02-DEC-2005 09:10:40	Bright	36.500	60	7Bet UMi	2.0810	3950.0	73	19643	No
125	GOM_NL__2PRFIN20051202_091321_000000362043_00050_19643_9090.N1	02-DEC-2005 09:13:21	Bright	35.500	119	14Eta Dra	2.7270	4700.0	71	19643	No
126	GOM_NL__2PRFIN20051202_091757_000000342043_00050_19643_9091.N1	02-DEC-2005 09:17:57	Bright	34.000	39	85Eta UMa	1.8540	24000.	68	19643	No
127	GOM_NL__2PRFIN20051202_092053_000000342043_00050_19643_9092.N1	02-DEC-2005 09:20:53	Bright	34.000	180	27Gam Boo	3.0400	8000.0	68	19643	No
128	GOM_NL__2PRFIN20051202_092355_000000342043_00050_19643_9093.N1	02-DEC-2005 09:23:55	Bright	33.500	83		2.3780	11000.	67	19643	No
129	GOM_NL__2PRFIN20051202_092627_000000352043_00050_19643_9094.N1	02-DEC-2005 09:26:27	Bright	34.500	3	16Alp Boo	-0.050000	4250.0	69	19643	No
130	GOM_NL__2PRFIN20051202_093553_000000412043_00050_19643_9095.N1	02-DEC-2005 09:35:53	Bright	41.000	15	67Alp Vir	0.97600	28000.	82	19643	No
131	GOM_NL__2PRFIN20051202_093918_000000412043_00050_19643_9096.N1	02-DEC-2005 09:39:18	Twi_and_stray	40.500	169	46Gam Hya	2.9910	4700.0	81	19643	No
132	GOM_NL__2PRFIN20051202_094247_000000382043_00050_19643_9097.N1	02-DEC-2005 09:42:47	Dark	38.000	123	lot Cen	2.7500	10200.	76	19643	No
133	GOM_NL__2PRFIN20051202_094455_000000392043_00050_19643_9098.N1	02-DEC-2005 09:44:55	Dark	39.000	95	Zet Cen	2.5450	26000.	78	19643	No
134	GOM_NL__2PRFIN20051202_094649_000000432043_00050_19643_9099.N1	02-DEC-2005 09:46:49	Dark	43.000	64	Gam Cen	2.2000	10600.	86	19643	No
135	GOM_NL__2PRFIN20051202_094911_000000372043_00050_19643_9100.N1	02-DEC-2005 09:49:11	Dark	37.000	20	Bet Cru	1.2530	30000.	74	19643	No
136	GOM_NL__2PRFIN20051202_095022_000000402043_00051_19644_9024.N1	02-DEC-2005 09:50:22	Dark	39.500	12	Alp1Cru	0.77500	30000.	79	19644	No
137	GOM_NL__2PRFIN20051202_095554_000000372043_00051_19644_9025.N1	02-DEC-2005 09:55:54	Dark	37.000	29	Bet Car	1.6720	10200.	74	19644	No
138	GOM_NL__2PRFIN20051202_101020_000000372043_00051_19644_9026.N1	02-DEC-2005 10:10:20	Straylight	37.000	157	The1Eri	2.9060	9300.0	74	19644	No
139	GOM_NL__2PRFIN20051202_101715_000000442043_00051_19644_9027.N1	02-DEC-2005 10:17:15	Straylight	44.000	165	34Gam Eri	2.9500	3200.0	88	19644	No
140	GOM_NL__2PRFIN20051202_102237_000000432043_00051_19644_9028.N1	02-DEC-2005 10:22:37	Twi_and_stray	42.500	94	92Alp Cet	2.5260	3100.0	85	19644	No
141	GOM_NL__2PRFIN20051202_102832_000000392043_00051_19644_9029.N1	02-DEC-2005 10:28:32	Bright	39.000	50	13Alp Ari	2.0070	4250.0	78	19644	No
142	GOM_NL__2PRFIN20051202_103138_000000362043_00051_19644_9030.N1	02-DEC-2005 10:31:38	Bright	35.500	173	4Bet Tri	3.0040	8900.0	71	19644	No
143	GOM_NL__2PRFIN20051202_103258_000000362043_00051_19644_9031.N1	02-DEC-2005 10:32:58	Bright	35.500	79	26Bet Per	2.3100	13100.	71	19644	No
144	GOM_NL__2PRFIN20051202_103533_000000382043_00051_19644_9032.N1	02-DEC-2005 10:35:33	Bright	37.500	35	33Alp Per	1.7950	6250.0	75	19644	No
145	GOM_NL__2PRFIN20051202_103856_000000342043_00051_19644_9033.N1	02-DEC-2005 10:38:56	Bright	34.000	110	37Del Cas	2.6780	8900.0	68	19644	No
146	GOM_NL__2PRFIN20051202_104635_000000372043_00051_19644_9034.N1	02-DEC-2005 10:46:35	Bright	37.000	49	1Alp UMi	1.9900	6300.0	74	19644	No
147	GOM_NL__2PRFIN20051202_105116_000000382043_00051_19644_9035.N1	02-DEC-2005 10:51:16	Bright	37.500	60	7Bet UMi	2.0810	3950.0	75	19644	No
148	GOM_NL__2PRFIN20051202_105357_000000362043_00051_19644_9036.N1	02-DEC-2005 10:53:57	Bright	36.000	119	14Eta Dra	2.7270	4700.0	72	19644	No
149	GOM_NL__2PRFIN20051202_105833_000000382043_00051_19644_9037.N1	02-DEC-2005 10:58:33	Bright	38.000	39	85Eta UMa	1.8540	24000.	76	19644	No
150	GOM_NL__2PRFIN20051202_110129_000000342043_00051_19644_9038.N1	02-DEC-2005 11:01:29	Bright	33.500	180	27Gam Boo	3.0400	8000.0	67	19644	No
151	GOM_NL__2PRFIN20051202_110431_000000332043_00051_19644_9039.N1	02-DEC-2005 11:04:31	Bright	33.000	83		2.3780	11000.	66	19644	No
152	GOM_NL__2PRFIN20051202_110703_000000342043_00051_19644_9040.N1	02-DEC-2005 11:07:03	Bright	34.000	3	16Alp Boo	-0.050000	4250.0	68	19644	No
153	GOM_NL__2PRFIN20051202_111629_000000552043_00051_19644_9041.N1	02-DEC-2005 11:16:29	Bright	55.000	15	67Alp Vir	0.97600	28000.	110	19644	No
154	GOM_NL__2PRFIN20051202_111954_000000422043_00051_19644_9042.N1	02-DEC-2005 11:19:54	Twi_and_stray	41.500	169	46Gam Hya	2.9910	4700.0	83	19644	No
155	GOM_NL__2PRFIN20051202_112324_000000392043_00051_19644_9043.N1	02-DEC-2005 11:23:24	Dark	38.500	123	lot Cen	2.7500	10200.	77	19644	No
156	GOM_NL__2PRFIN20051202_112531_000000392043_00051_19644_9044.N1	02-DEC-2005 11:25:31	Dark	38.500	95	Zet Cen	2.5450	26000.	77	19644	No
157	GOM_NL__2PRFIN20051202_112726_000000392043_00051_19644_9045.N1	02-DEC-2005 11:27:26	Dark	39.000	64	Gam Cen	2.2000	10600.	78	19644	No
158	GOM_NL__2PRFIN20051202_112947_000000402043_00051_19644_9046.N1	02-DEC-2005 11:29:47	Dark	40.000	20	Bet Cru	1.2530	30000.	80	19644	No
159	GOM_NL__2PRFIN20051202_113058_000000472043_00052_19645_9024.N1	02-DEC-2005 11:30:58	Dark	47.000	12	Alp1Cru	0.77500	30000.	94	19645	No
160	GOM_NL__2PRFIN20051202_113630_000000392043_00052_19645_9025.N1	02-DEC-2005 11:36:30	Dark	38.500	29	Bet Car	1.6720	10200.	77	19645	No

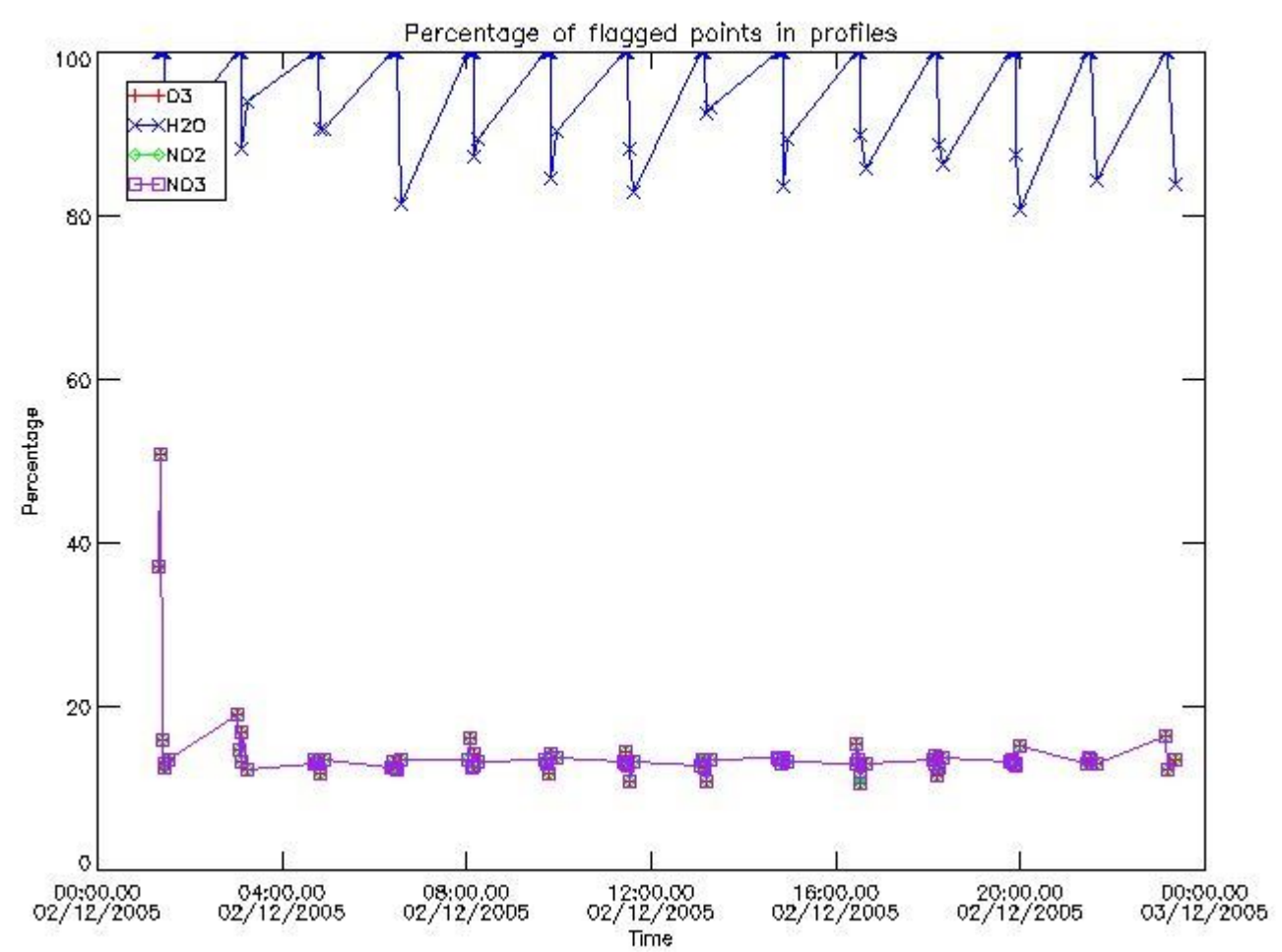
161	GOM_NL__2PRFIN20051202_115056_000000392043_00052_19645_9026.N1	02-DEC-2005 11:50:56	Straylight	38.500	157	The1Eri	2.9060	9300.0	77	19645	No
162	GOM_NL__2PRFIN20051202_115751_000000452043_00052_19645_9027.N1	02-DEC-2005 11:57:51	Straylight	45.000	165	34Gam Eri	2.9500	3200.0	90	19645	No
163	GOM_NL__2PRFIN20051202_120312_000000422043_00052_19645_9028.N1	02-DEC-2005 12:03:12	Tw_i_and_stray	41.500	94	92Alp Cet	2.5260	3100.0	83	19645	No
164	GOM_NL__2PRFIN20051202_120909_000000392043_00052_19645_9029.N1	02-DEC-2005 12:09:09	Bright	38.500	50	13Alp Ari	2.0070	4250.0	77	19645	No
165	GOM_NL__2PRFIN20051202_121214_000000352043_00052_19645_9030.N1	02-DEC-2005 12:12:14	Bright	35.000	173	4Bet Tri	3.0040	8900.0	70	19645	No
166	GOM_NL__2PRFIN20051202_121334_000000362043_00052_19645_9031.N1	02-DEC-2005 12:13:34	Bright	36.000	79	26Bet Per	2.3100	13100.	72	19645	No
167	GOM_NL__2PRFIN20051202_121609_000000362043_00052_19645_9032.N1	02-DEC-2005 12:16:09	Bright	36.000	35	33Alp Per	1.7950	6250.0	72	19645	No
168	GOM_NL__2PRFIN20051202_121932_000000342043_00052_19645_9033.N1	02-DEC-2005 12:19:32	Bright	34.000	110	37Del Cas	2.6780	8900.0	68	19645	No
169	GOM_NL__2PRFIN20051202_122711_000000372043_00052_19645_9034.N1	02-DEC-2005 12:27:11	Bright	36.500	49	1Alp UMi	1.9900	6300.0	73	19645	No
170	GOM_NL__2PRFIN20051202_123152_000000372043_00052_19645_9035.N1	02-DEC-2005 12:31:52	Bright	36.500	60	7Bet UMi	2.0810	3950.0	73	19645	No
171	GOM_NL__2PRFIN20051202_123433_000000332043_00052_19645_9036.N1	02-DEC-2005 12:34:33	Bright	33.000	119	14Eta Dra	2.7270	4700.0	66	19645	No
172	GOM_NL__2PRFIN20051202_123909_000000382043_00052_19645_9037.N1	02-DEC-2005 12:39:09	Bright	37.500	39	85Eta UMa	1.8540	24000.	75	19645	No
173	GOM_NL__2PRFIN20051202_124205_000000342043_00052_19645_9038.N1	02-DEC-2005 12:42:05	Bright	34.000	180	27Gam Boo	3.0400	8000.0	68	19645	No
174	GOM_NL__2PRFIN20051202_124507_000000342043_00052_19645_9039.N1	02-DEC-2005 12:45:07	Bright	34.000	83		2.3780	11000.	68	19645	No
175	GOM_NL__2PRFIN20051202_124739_000000352043_00052_19645_9040.N1	02-DEC-2005 12:47:39	Bright	35.000	3	16Alp Boo	-0.050000	4250.0	70	19645	No
176	GOM_NL__2PRFIN20051202_125706_000000432043_00052_19645_9041.N1	02-DEC-2005 12:57:06	Bright	42.500	15	67Alp Vir	0.97600	28000.	85	19645	No
177	GOM_NL__2PRFIN20051202_130031_000000422043_00052_19645_9042.N1	02-DEC-2005 13:00:31	Tw_i_and_stray	41.500	169	46Gam Hya	2.9910	4700.0	83	19645	No
178	GOM_NL__2PRFIN20051202_130400_000000402043_00052_19645_9043.N1	02-DEC-2005 13:04:00	Dark	40.000	123	lot Cen	2.7500	10200.	80	19645	No
179	GOM_NL__2PRFIN20051202_130608_000000382043_00052_19645_9044.N1	02-DEC-2005 13:06:08	Dark	37.500	95	Zet Cen	2.5450	26000.	75	19645	No
180	GOM_NL__2PRFIN20051202_130802_000000412043_00052_19645_9045.N1	02-DEC-2005 13:08:02	Dark	41.000	64	Gam Cen	2.2000	10600.	82	19645	No
181	GOM_NL__2PRFIN20051202_131023_000000382043_00052_19645_9046.N1	02-DEC-2005 13:10:23	Dark	37.500	20	Bet Cru	1.2530	30000.	75	19645	No
182	GOM_NL__2PRFIN20051202_131135_000000482043_00053_19646_9024.N1	02-DEC-2005 13:11:35	Dark	47.500	12	Alp1Cru	0.77500	30000.	95	19646	No
183	GOM_NL__2PRFIN20051202_131706_000000382043_00053_19646_9025.N1	02-DEC-2005 13:17:06	Dark	37.500	29	Bet Car	1.6720	10200.	75	19646	No
184	GOM_NL__2PRFIN20051202_133133_000000392043_00053_19646_9026.N1	02-DEC-2005 13:31:33	Straylight	39.000	157	The1Eri	2.9060	9300.0	78	19646	No
185	GOM_NL__2PRFIN20051202_133827_000000422043_00053_19646_9027.N1	02-DEC-2005 13:38:27	Straylight	41.500	165	34Gam Eri	2.9500	3200.0	83	19646	No
186	GOM_NL__2PRFIN20051202_134348_000000422043_00053_19646_9028.N1	02-DEC-2005 13:43:48	Tw_i_and_stray	42.000	94	92Alp Cet	2.5260	3100.0	84	19646	No
187	GOM_NL__2PRFIN20051202_134945_000000392043_00053_19646_9029.N1	02-DEC-2005 13:49:45	Bright	38.500	50	13Alp Ari	2.0070	4250.0	77	19646	No
188	GOM_NL__2PRFIN20051202_135250_000000352043_00053_19646_9030.N1	02-DEC-2005 13:52:50	Bright	34.500	173	4Bet Tri	3.0040	8900.0	69	19646	No
189	GOM_NL__2PRFIN20051202_135410_000000362043_00053_19646_9031.N1	02-DEC-2005 13:54:10	Bright	35.500	79	26Bet Per	2.3100	13100.	71	19646	No
190	GOM_NL__2PRFIN20051202_135645_000000382043_00053_19646_9032.N1	02-DEC-2005 13:56:45	Bright	37.500	35	33Alp Per	1.7950	6250.0	75	19646	No
191	GOM_NL__2PRFIN20051202_140008_000000362043_00053_19646_9033.N1	02-DEC-2005 14:00:08	Bright	35.500	110	37Del Cas	2.6780	8900.0	71	19646	No
192	GOM_NL__2PRFIN20051202_140747_000000352043_00053_19646_9034.N1	02-DEC-2005 14:07:47	Bright	34.500	49	1Alp UMi	1.9900	6300.0	69	19646	No
193	GOM_NL__2PRFIN20051202_141228_000000352043_00053_19646_9035.N1	02-DEC-2005 14:12:28	Bright	34.500	60	7Bet UMi	2.0810	3950.0	69	19646	No
194	GOM_NL__2PRFIN20051202_141509_000000342043_00053_19646_9036.N1	02-DEC-2005 14:15:09	Bright	34.000	119	14Eta Dra	2.7270	4700.0	68	19646	No
195	GOM_NL__2PRFIN20051202_141945_000000372043_00053_19646_9037.N1	02-DEC-2005 14:19:45	Bright	36.500	39	85Eta UMa	1.8540	24000.	73	19646	No
196	GOM_NL__2PRFIN20051202_142241_000000342043_00053_19646_9038.N1	02-DEC-2005 14:22:41	Bright	34.000	180	27Gam Boo	3.0400	8000.0	68	19646	No
197	GOM_NL__2PRFIN20051202_142543_000000342043_00053_19646_9039.N1	02-DEC-2005 14:25:43	Bright	34.000	83		2.3780	11000.	68	19646	No
198	GOM_NL__2PRFIN20051202_142815_000000372043_00053_19646_9040.N1	02-DEC-2005 14:28:15	Bright	37.000	3	16Alp Boo	-0.050000	4250.0	74	19646	No
199	GOM_NL__2PRFIN20051202_143742_000000392043_00053_19646_9041.N1	02-DEC-2005 14:37:42	Bright	39.000	15	67Alp Vir	0.97600	28000.	78	19646	No
200	GOM_NL__2PRFIN20051202_144107_000000412043_00053_19646_9042.N1	02-DEC-2005 14:41:07	Tw_i_and_stray	41.000	169	46Gam Hya	2.9910	4700.0	82	19646	No
201	GOM_NL__2PRFIN20051202_144436_000000372043_00053_19646_9043.N1	02-DEC-2005 14:44:36	Dark	37.000	123	lot Cen	2.7500	10200.	74	19646	No
202	GOM_NL__2PRFIN20051202_144644_000000382043_00053_19646_9044.N1	02-DEC-2005 14:46:44	Dark	38.000	95	Zet Cen	2.5450	26000.	76	19646	No
203	GOM_NL__2PRFIN20051202_144838_000000392043_00053_19646_9045.N1	02-DEC-2005 14:48:38	Dark	39.000	64	Gam Cen	2.2000	10600.	78	19646	No
204	GOM_NL__2PRFIN20051202_145100_000000382043_00053_19646_9046.N1	02-DEC-2005 14:51:00	Dark	38.000	20	Bet Cru	1.2530	30000.	76	19646	No
205	GOM_NL__2PRFIN20051202_145211_000000372043_00054_19647_9024.N1	02-DEC-2005 14:52:11	Dark	37.000	12	Alp1Cru	0.77500	30000.	74	19647	No
206	GOM_NL__2PRFIN20051202_145743_000000392043_00054_19647_9025.N1	02-DEC-2005 14:57:43	Dark	38.500	29	Bet Car	1.6720	10200.	77	19647	No
207	GOM_NL__2PRFIN20051202_151209_000000392043_00054_19647_9026.N1	02-DEC-2005 15:12:09	Straylight	39.000	157	The1Eri	2.9060	9300.0	78	19647	No
208	GOM_NL__2PRFIN20051202_151903_000000442043_00054_19647_9027.N1	02-DEC-2005 15:19:03	Straylight	44.000	165	34Gam Eri	2.9500	3200.0	88	19647	No
209	GOM_NL__2PRFIN20051202_152425_000000432043_00054_19647_9028.N1	02-DEC-2005 15:24:25	Tw_i_and_stray	42.500	94	92Alp Cet	2.5260	3100.0	85	19647	No
210	GOM_NL__2PRFIN20051202_153021_000000392043_00054_19647_9029.N1	02-DEC-2005 15:30:21	Bright	39.000	50	13Alp Ari	2.0070	4250.0	78	19647	No
211	GOM_NL__2PRFIN20051202_153326_000000352043_00054_19647_9030.N1	02-DEC-2005 15:33:26	Bright	34.500	173	4Bet Tri	3.0040	8900.0	69	19647	No
212	GOM_NL__2PRFIN20051202_153446_000000372043_00054_19647_9031.N1	02-DEC-2005 15:34:46	Bright	36.500	79	26Bet Per	2.3100	13100.	73	19647	No
213	GOM_NL__2PRFIN20051202_153721_000000372043_00054_19647_9032.N1	02-DEC-2005 15:37:21	Bright	37.000	35	33Alp Per	1.7950	6250.0	74	19647	No
214	GOM_NL__2PRFIN20051202_154044_000000362043_00054_19647_9033.N1	02-DEC-2005 15:40:44	Bright	35.500	110	37Del Cas	2.6780	8900.0	71	19647	No
215	GOM_NL__2PRFIN20051202_154823_000000362043_00054_19647_9034.N1	02-DEC-2005 15:48:23	Bright	35.500	49	1Alp UMi	1.9900	6300.0	71	19647	No
216	GOM_NL__2PRFIN20051202_155304_000000372043_00054_19647_9035.N1	02-DEC-2005 15:53:04	Bright	37.000	60	7Bet UMi	2.0810	3950.0	74	19647	No
217	GOM_NL__2PRFIN20051202_155546_000000362043_00054_19647_9036.N1	02-DEC-2005 15:55:46	Bright	35.500	119	14Eta Dra	2.7270	4700.0	71	19647	No
218	GOM_NL__2PRFIN20051202_160021_000000362043_00054_19647_9037.N1	02-DEC-2005 16:00:21	Bright	36.000	39	85Eta UMa	1.8540	24000.	72	19647	No
219	GOM_NL__2PRFIN20051202_160317_000000322043_00054_19647_9038.N1	02-DEC-2005 16:03:17	Bright	31.500	180	27Gam Boo	3.0400	8000.0	63	19647	No

279	GOM_NL__2PRFIN20051202_203515_000000352043_00057_19650_9029.N1	02-DEC-2005 20:35:15	Bright	34.500	173	4Bet Tri	3.0040	8900.0	69	19650	No
280	GOM_NL__2PRFIN20051202_203633_000000352043_00057_19650_9030.N1	02-DEC-2005 20:36:33	Bright	34.500	79	26Bet Per	2.3100	13100.	69	19650	No
281	GOM_NL__2PRFIN20051202_203908_000000372043_00057_19650_9031.N1	02-DEC-2005 20:39:08	Bright	37.000	35	33Alp Per	1.7950	6250.0	74	19650	No
282	GOM_NL__2PRFIN20051202_204233_000000352043_00057_19650_9032.N1	02-DEC-2005 20:42:33	Bright	35.000	110	37Del Cas	2.6780	8900.0	70	19650	No
283	GOM_NL__2PRFIN20051202_205011_000000362043_00057_19650_9033.N1	02-DEC-2005 20:50:11	Bright	35.500	49	1Alp UMi	1.9900	6300.0	71	19650	No
284	GOM_NL__2PRFIN20051202_205452_000000332043_00057_19650_9034.N1	02-DEC-2005 20:54:52	Bright	32.500	60	7Bet UMi	2.0810	3950.0	65	19650	No
285	GOM_NL__2PRFIN20051202_205734_000000362043_00057_19650_9035.N1	02-DEC-2005 20:57:34	Bright	36.000	119	14Eta Dra	2.7270	4700.0	72	19650	No
286	GOM_NL__2PRFIN20051202_210209_000000282043_00057_19650_9036.N1	02-DEC-2005 21:02:09	Bright	28.000	39	85Eta UMa	1.8540	24000.	56	19650	No
287	GOM_NL__2PRFIN20051202_210506_000000522043_00057_19650_9037.N1	02-DEC-2005 21:05:06	Bright	52.000	180	27Gam Boo	3.0400	8000.0	104	19650	No
288	GOM_NL__2PRFIN20051202_210807_000000352043_00057_19650_9038.N1	02-DEC-2005 21:08:07	Bright	35.000	83		2.3780	11000.	70	19650	No
289	GOM_NL__2PRFIN20051202_211040_000000352043_00057_19650_9039.N1	02-DEC-2005 21:10:40	Bright	34.500	3	16Alp Boo	-0.050000	4250.0	69	19650	No
290	GOM_NL__2PRFIN20051202_212008_000000552043_00057_19650_9040.N1	02-DEC-2005 21:20:08	Bright	55.000	15	67Alp Vir	0.97600	28000.	110	19650	No
291	GOM_NL__2PRFIN20051202_212333_000000442043_00057_19650_9041.N1	02-DEC-2005 21:23:33	Twi_and_stray	43.500	169	46Gam Hya	2.9910	4700.0	87	19650	No
292	GOM_NL__2PRFIN20051202_212702_000000392043_00057_19650_9042.N1	02-DEC-2005 21:27:02	Dark	39.000	123	1ot Cen	2.7500	10200.	78	19650	No
293	GOM_NL__2PRFIN20051202_212908_000000372043_00057_19650_9043.N1	02-DEC-2005 21:29:08	Dark	37.000	95	Zet Cen	2.5450	26000.	74	19650	No
294	GOM_NL__2PRFIN20051202_213104_000000382043_00057_19650_9044.N1	02-DEC-2005 21:31:04	Dark	38.000	64	Gam Cen	2.2000	10600.	76	19650	No
295	GOM_NL__2PRFIN20051202_214008_000000392043_00058_19651_8971.N1	02-DEC-2005 21:40:08	Dark	39.000	29	Bet Car	1.6720	10200.	78	19651	No
296	GOM_NL__2PRFIN20051202_220127_000000442043_00058_19651_8972.N1	02-DEC-2005 22:01:27	Straylight	43.500	165	34Gam Eri	2.9500	3200.0	87	19651	No
297	GOM_NL__2PRFIN20051202_220649_000000452043_00058_19651_8973.N1	02-DEC-2005 22:06:49	Twi_and_stray	44.500	94	92Alp Cet	2.5260	3100.0	89	19651	No
298	GOM_NL__2PRFIN20051202_221246_000000392043_00058_19651_8974.N1	02-DEC-2005 22:12:46	Bright	39.000	50	13Alp Ari	2.0070	4250.0	78	19651	No
299	GOM_NL__2PRFIN20051202_221551_000000352043_00058_19651_8975.N1	02-DEC-2005 22:15:51	Bright	35.000	173	4Bet Tri	3.0040	8900.0	70	19651	No
300	GOM_NL__2PRFIN20051202_221709_000000372043_00058_19651_8976.N1	02-DEC-2005 22:17:09	Bright	36.500	79	26Bet Per	2.3100	13100.	73	19651	No
301	GOM_NL__2PRFIN20051202_221944_000000362043_00058_19651_8977.N1	02-DEC-2005 22:19:44	Bright	36.000	35	33Alp Per	1.7950	6250.0	72	19651	No
302	GOM_NL__2PRFIN20051202_222309_000000352043_00058_19651_8978.N1	02-DEC-2005 22:23:09	Bright	35.000	110	37Del Cas	2.6780	8900.0	70	19651	No
303	GOM_NL__2PRFIN20051202_223047_000000362043_00058_19651_8979.N1	02-DEC-2005 22:30:47	Bright	35.500	49	1Alp UMi	1.9900	6300.0	71	19651	No
304	GOM_NL__2PRFIN20051202_223528_000000372043_00058_19651_8980.N1	02-DEC-2005 22:35:28	Bright	37.000	60	7Bet UMi	2.0810	3950.0	74	19651	No
305	GOM_NL__2PRFIN20051202_223810_000000352043_00058_19651_8981.N1	02-DEC-2005 22:38:10	Bright	35.000	119	14Eta Dra	2.7270	4700.0	70	19651	No
306	GOM_NL__2PRFIN20051202_224245_000000282043_00058_19651_8982.N1	02-DEC-2005 22:42:45	Bright	28.000	39	85Eta UMa	1.8540	24000.	56	19651	No
307	GOM_NL__2PRFIN20051202_224542_000000352043_00058_19651_8983.N1	02-DEC-2005 22:45:42	Bright	35.000	180	27Gam Boo	3.0400	8000.0	70	19651	No
308	GOM_NL__2PRFIN20051202_224843_000000372043_00058_19651_8984.N1	02-DEC-2005 22:48:43	Bright	36.500	83		2.3780	11000.	73	19651	No
309	GOM_NL__2PRFIN20051202_225116_000000342043_00058_19651_8985.N1	02-DEC-2005 22:51:16	Bright	34.000	3	16Alp Boo	-0.050000	4250.0	68	19651	No
310	GOM_NL__2PRFIN20051202_230044_000000552043_00058_19651_8986.N1	02-DEC-2005 23:00:44	Bright	55.000	15	67Alp Vir	0.97600	28000.	110	19651	No
311	GOM_NL__2PRFIN20051202_230409_000000432043_00058_19651_8987.N1	02-DEC-2005 23:04:09	Twi_and_stray	42.500	169	46Gam Hya	2.9910	4700.0	85	19651	No
312	GOM_NL__2PRFIN20051202_230944_000000382043_00058_19651_8988.N1	02-DEC-2005 23:09:44	Dark	37.500	95	Zet Cen	2.5450	26000.	75	19651	No
313	GOM_NL__2PRFIN20051202_231140_000000422043_00058_19651_8989.N1	02-DEC-2005 23:11:40	Dark	41.500	64	Gam Cen	2.2000	10600.	83	19651	No
314	GOM_NL__2PRFIN20051202_232044_000000382043_00059_19652_8971.N1	02-DEC-2005 23:20:44	Dark	37.500	29	Bet Car	1.6720	10200.	75	19652	No
315	GOM_NL__2PRFIN20051202_234203_000000442043_00059_19652_8972.N1	02-DEC-2005 23:42:03	Straylight	44.000	165	34Gam Eri	2.9500	3200.0	88	19652	No
316	GOM_NL__2PRFIN20051202_234725_000000432043_00059_19652_8973.N1	02-DEC-2005 23:47:25	Twi_and_stray	42.500	94	92Alp Cet	2.5260	3100.0	85	19652	No
317	GOM_NL__2PRFIN20051202_235322_000000392043_00059_19652_8974.N1	02-DEC-2005 23:53:22	Bright	38.500	50	13Alp Ari	2.0070	4250.0	77	19652	No
318	GOM_NL__2PRFIN20051202_235627_000000352043_00059_19652_8975.N1	02-DEC-2005 23:56:27	Bright	34.500	173	4Bet Tri	3.0040	8900.0	69	19652	No
319	GOM_NL__2PRFIN20051202_235745_000000372043_00059_19652_8976.N1	02-DEC-2005 23:57:45	Bright	36.500	79	26Bet Per	2.3100	13100.	73	19652	No

3. Quality information per product

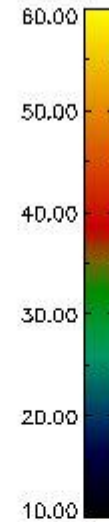
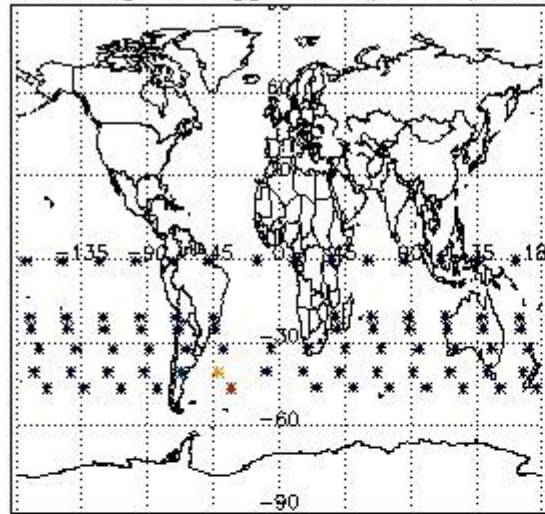
In this section it is plotted some information contained in the Quality Summary data set of the level 2 products. Only products in dark limb conditions and without errors (error flag in the MPH set to "0") are used.

3.1 Plot quality information per product (time dependant)

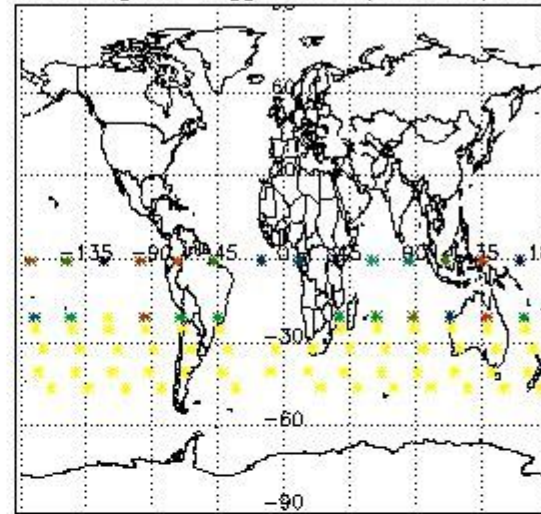


3.2 Plot quality information per product (world map)


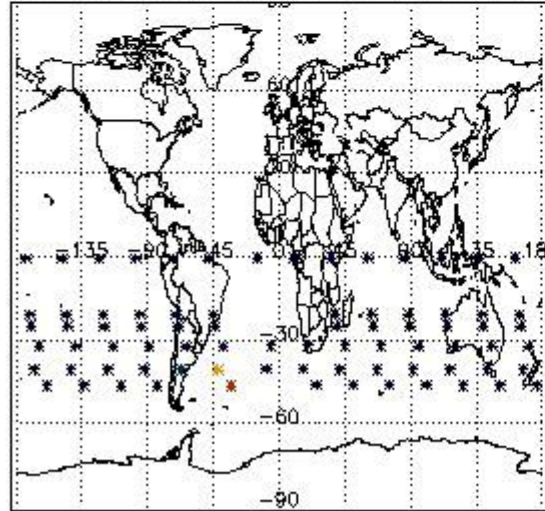
Percentage of flagged data per O3 profile



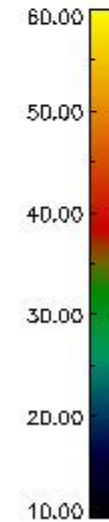
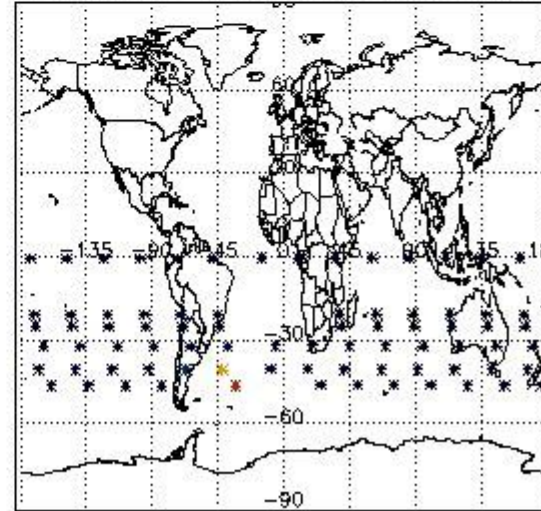
Percentage of flagged data per H2O profile



Percentage of flagged data per NO2 profile



Percentage of flagged data per NO3 profile

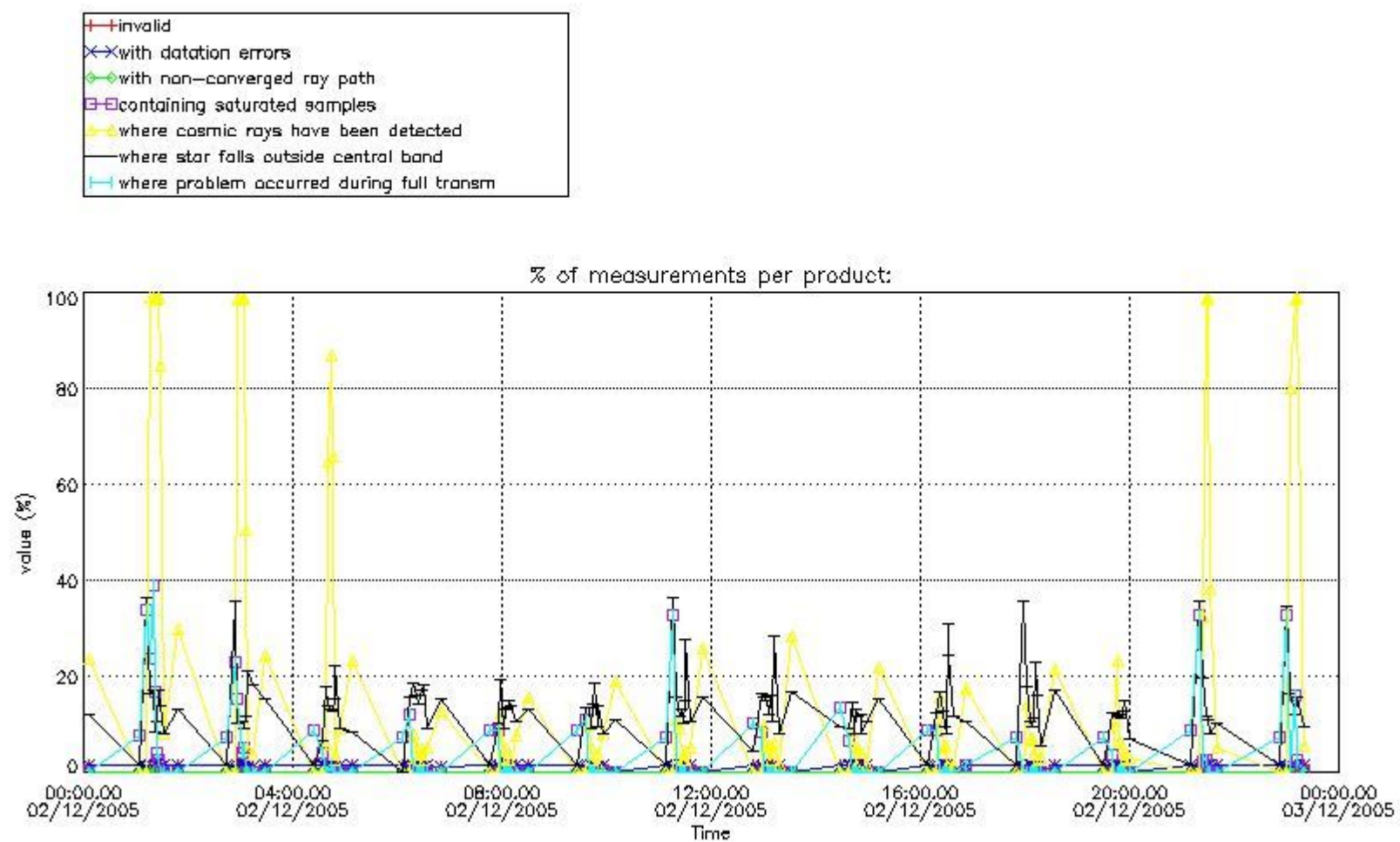


4. Level 1 quality information per product

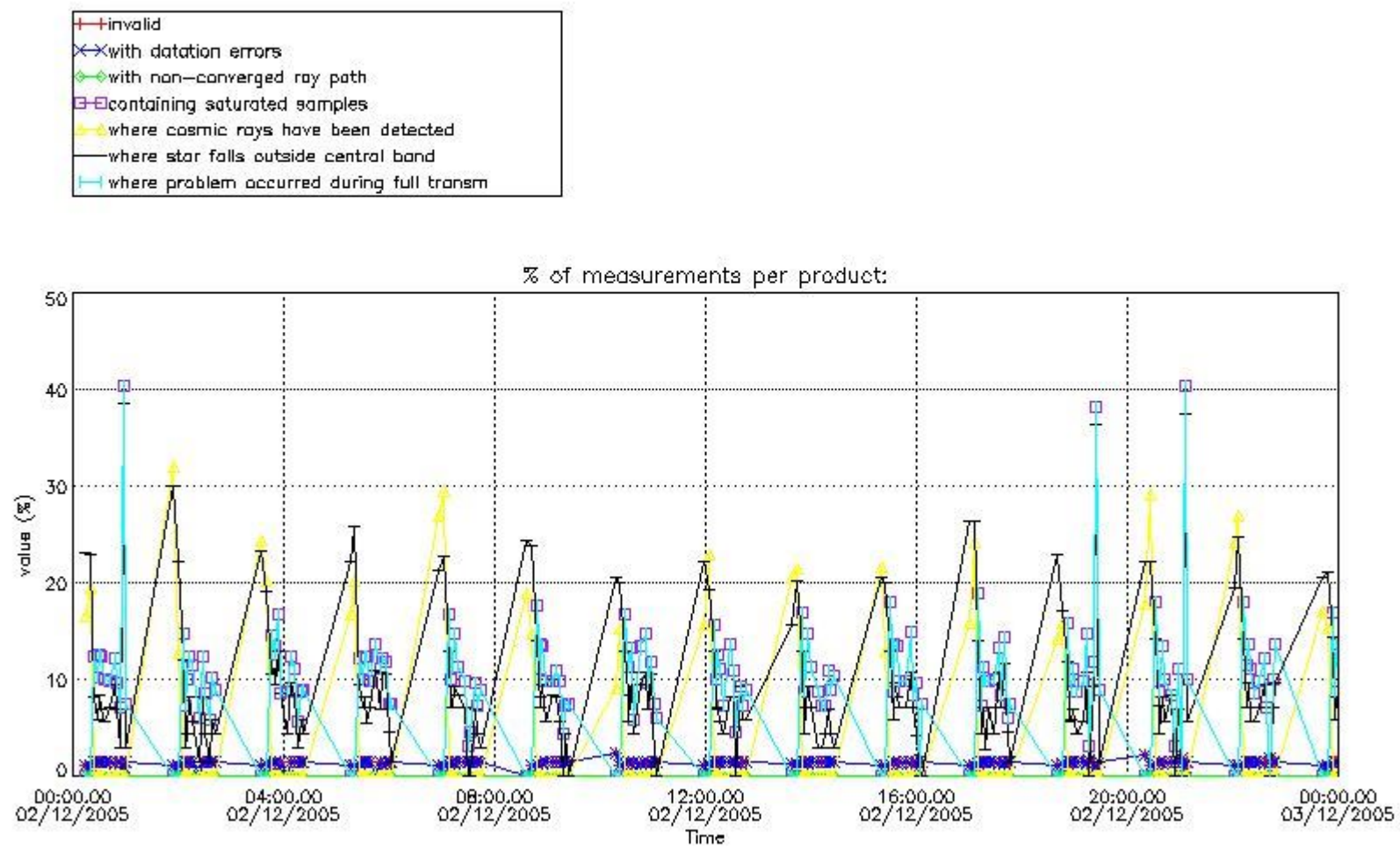
In this section it is plotted some information contained in the Quality Summary data set of the level 2 products that comes from the level 1b processing. Products without errors (error flag in the MPH set to "0") are used.

4.1 Plot quality information per product (time dependant) coming from level 1b processing

4.1.1 Plot level 1 quality information per product (time dependant): ENVISAT ASCENDING passes

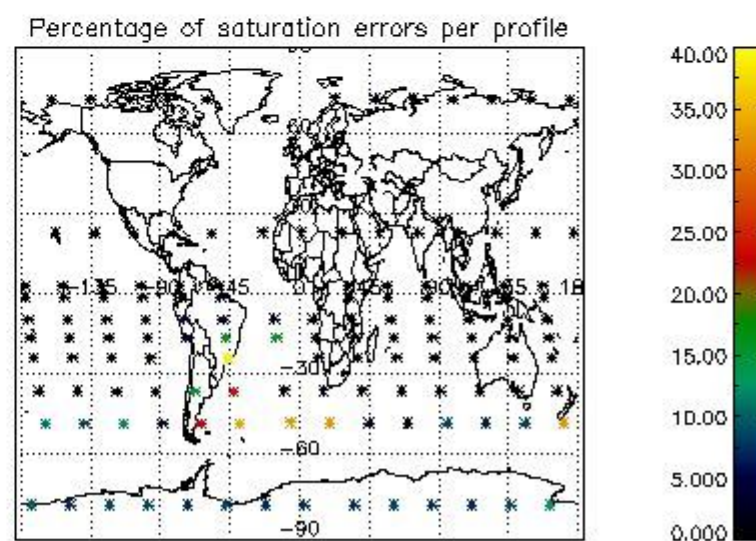
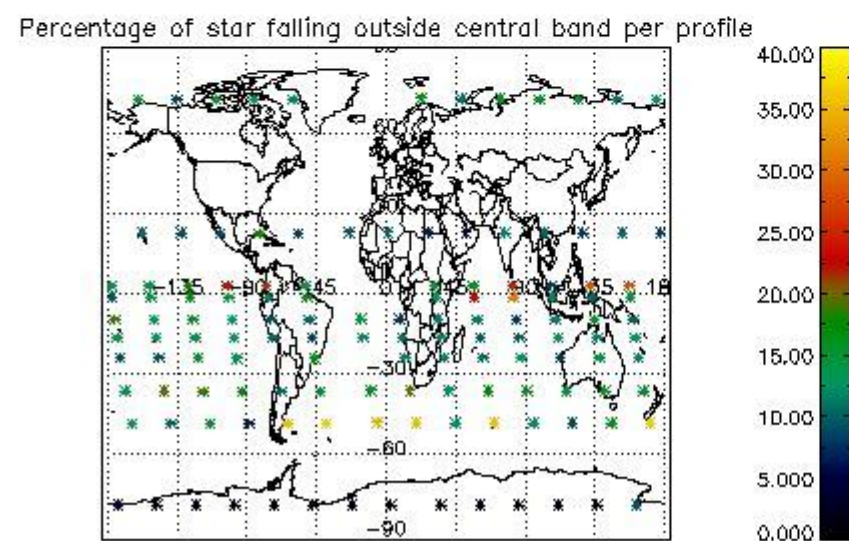
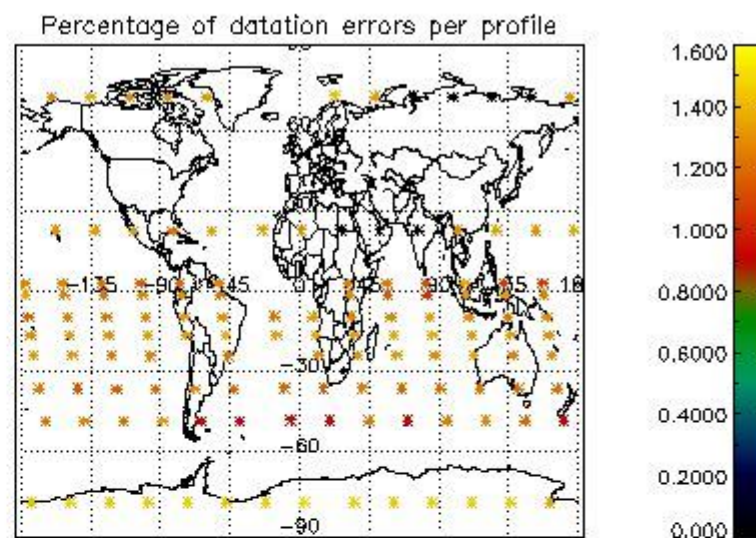
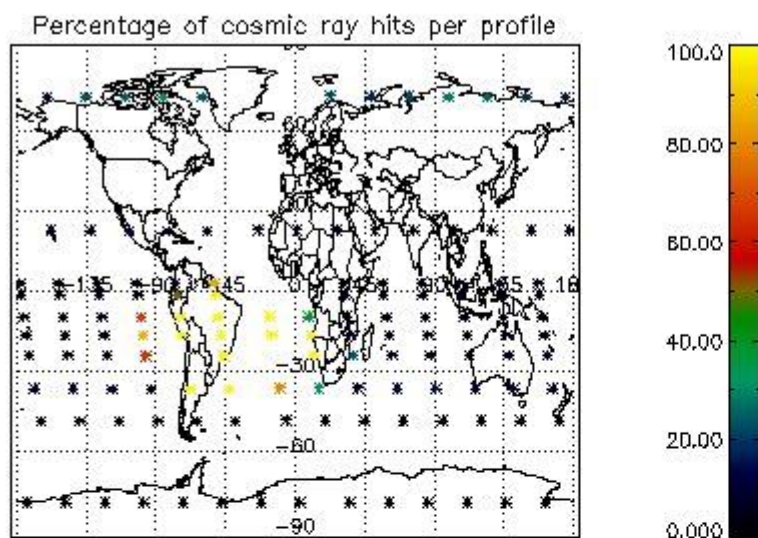


4.1.2 Plot level 1 quality information per product (time dependant): ENVISAT DESCENDING passes

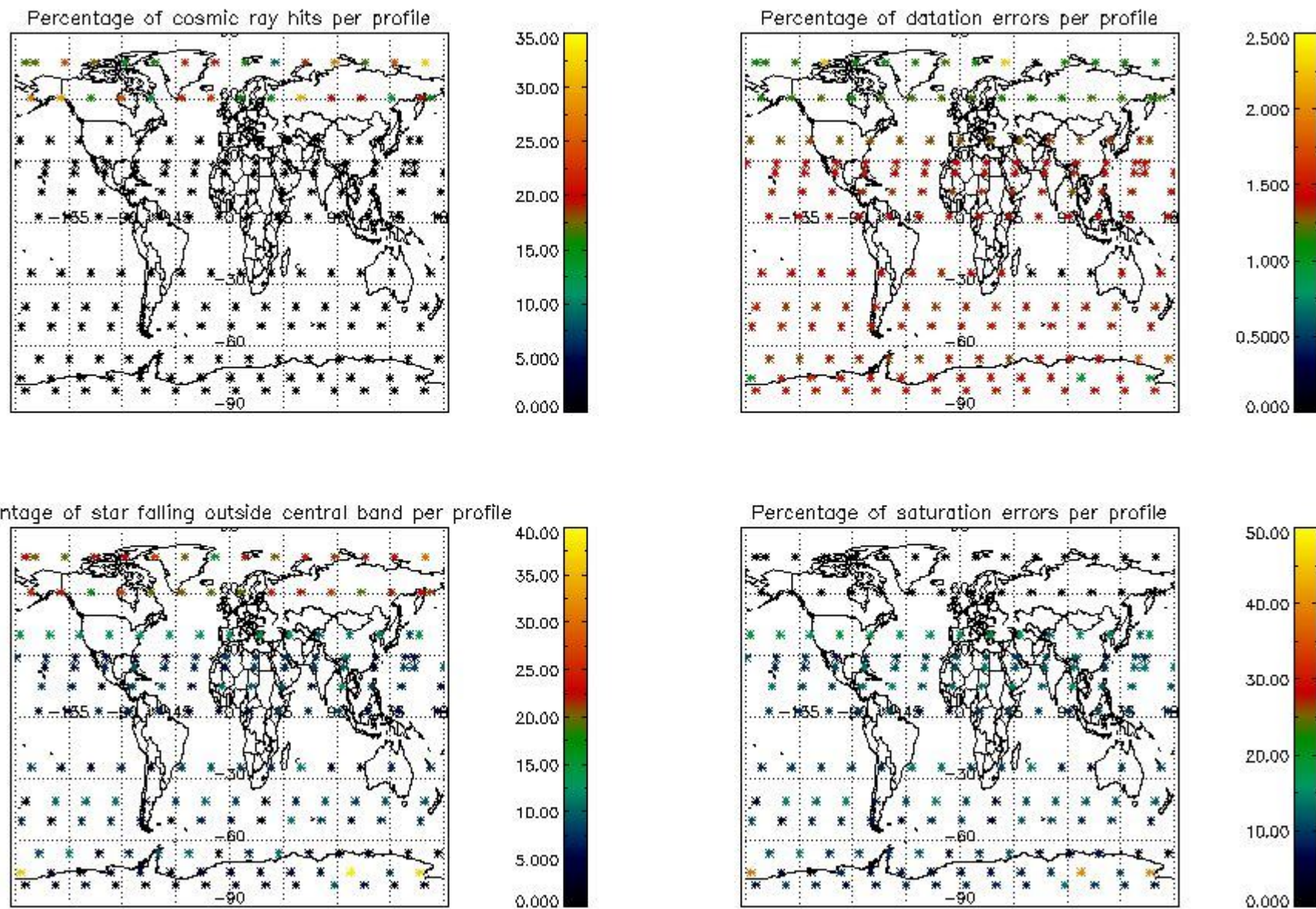


4.2 Plot quality information per product coming from level 1b processing (world map)

4.2.1 Plot level 1 quality information per product (world map): ENVISAT ASCENDING passes



4.2.2 Plot level 1 quality information per product (world map): ENVISAT DESCENDING passes



5. Trace gas profiles

5.1 Ozone statistics based on quality of products

The final quality of the products can be "measured" using the STD (Standard Deviation) attached to every point profile. This information is written to the parameter GOM_NL__2P/NL_LOCAL_SPECIES_DENSITY/o3_std of the level 2 products. The table below shows the statistics for given STD ranges.

The statistics are given with respect to the overall valid production:

- Products without fatal errors: GOM_NL__2P/MPH/PRODUCT_ERR=0
- Valid point profile: GOM_NL__2P/NL_LOCAL_SPECIES_DENSITY/pcd(0)=0

The 'Criteria' is applied to valid points of dark limb products:

- Products in dark limb illumination condition: GOM_NL__2P/NL_SUMMARY_QUALITY/obs_ill_cond=0
- Products without fatal errors: GOM_NL__2P/MPH/PRODUCT_ERR=0
- Valid point profile: GOM_NL__2P/NL_LOCAL_SPECIES_DENSITY/pcd(0)=0

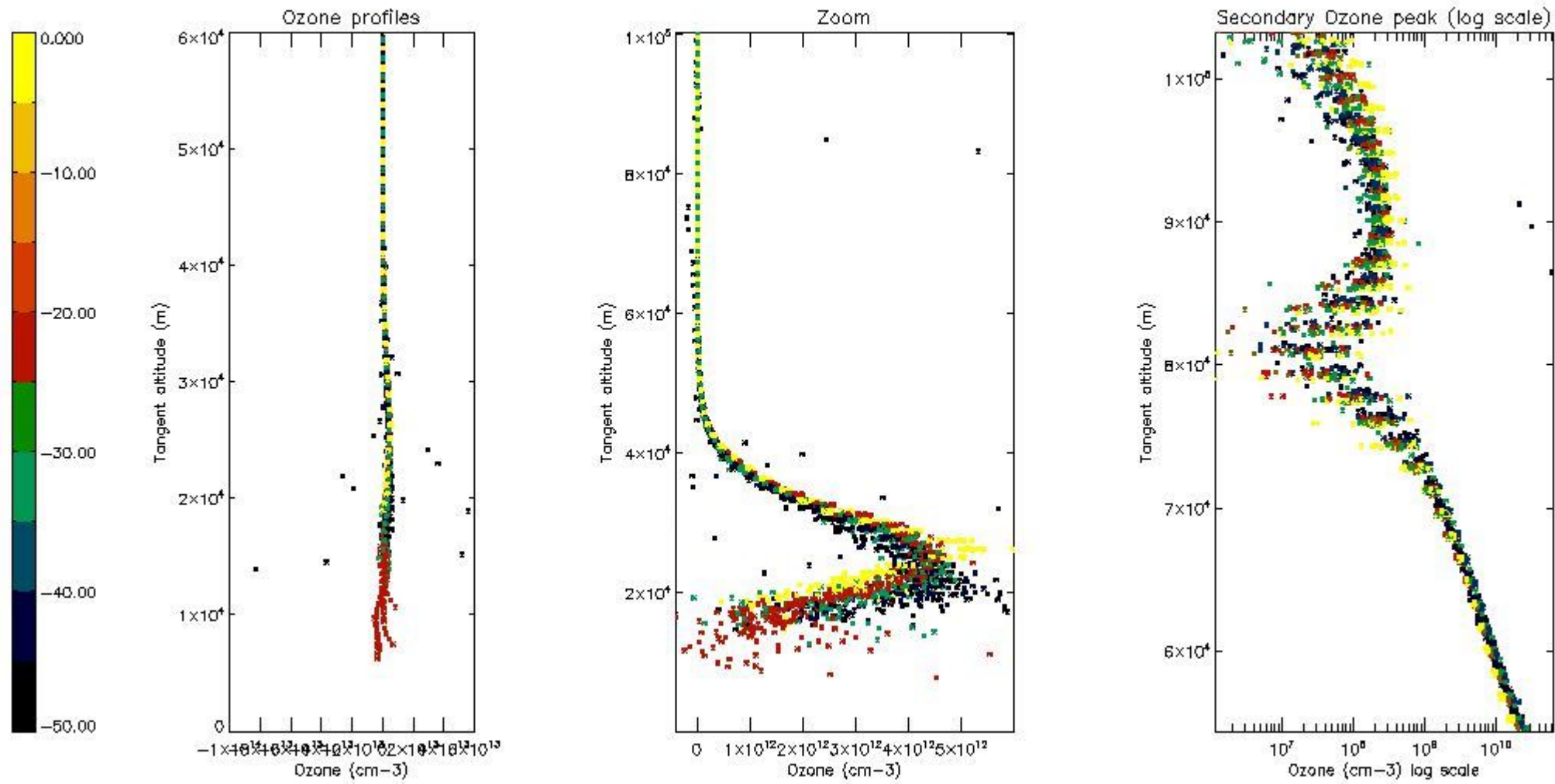
So, the table below shows the percentage of dark limb and valid observations for each criteria with respect to the overall valid daily observations.

Criteria	% of total production
All STD	26
STD < 20	17

STD < 10	15
STD < 5	10

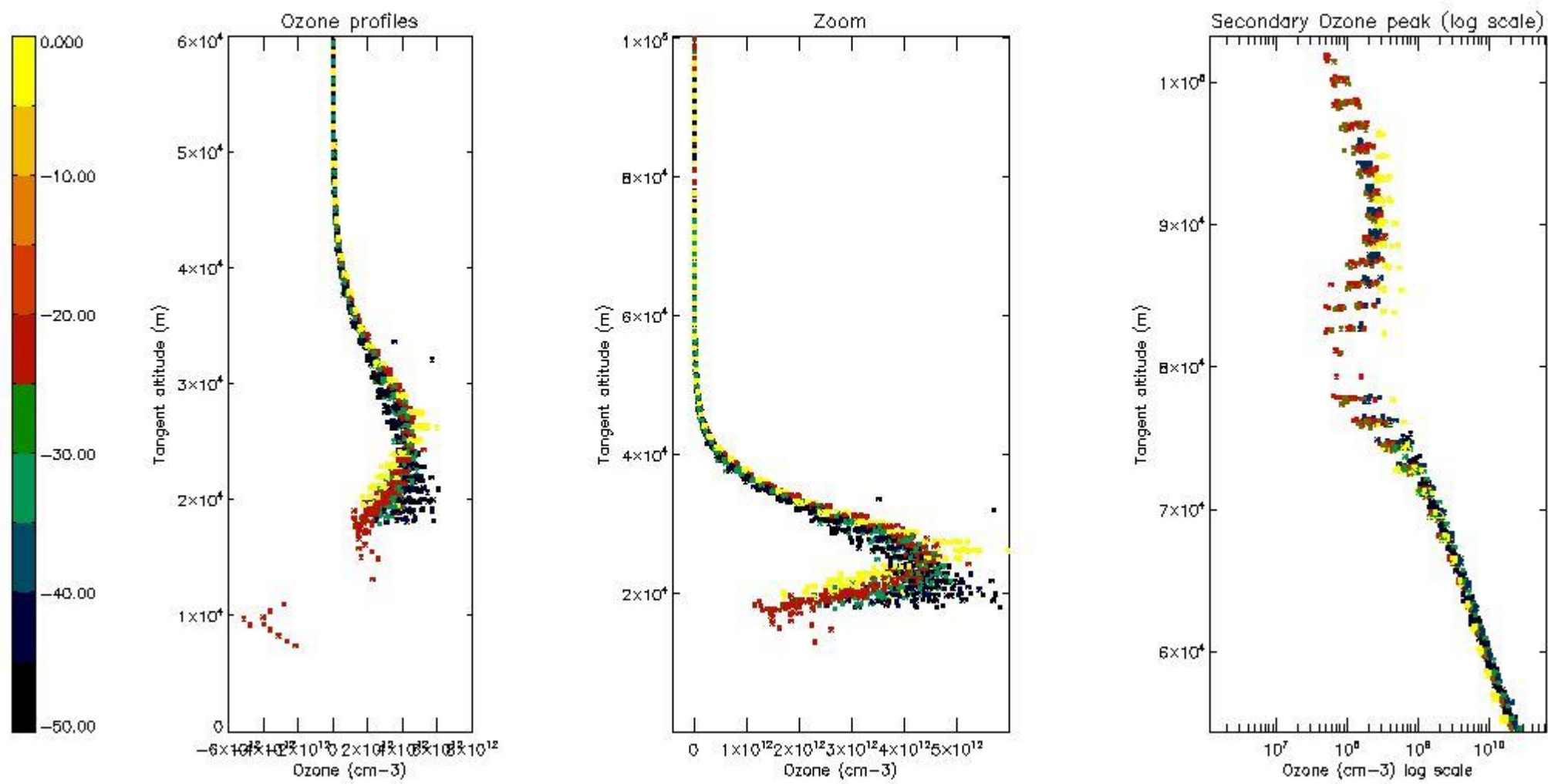
5.2 Plot ozone profiles for all STD (dark without errors)

The colorbar represents the latitude.



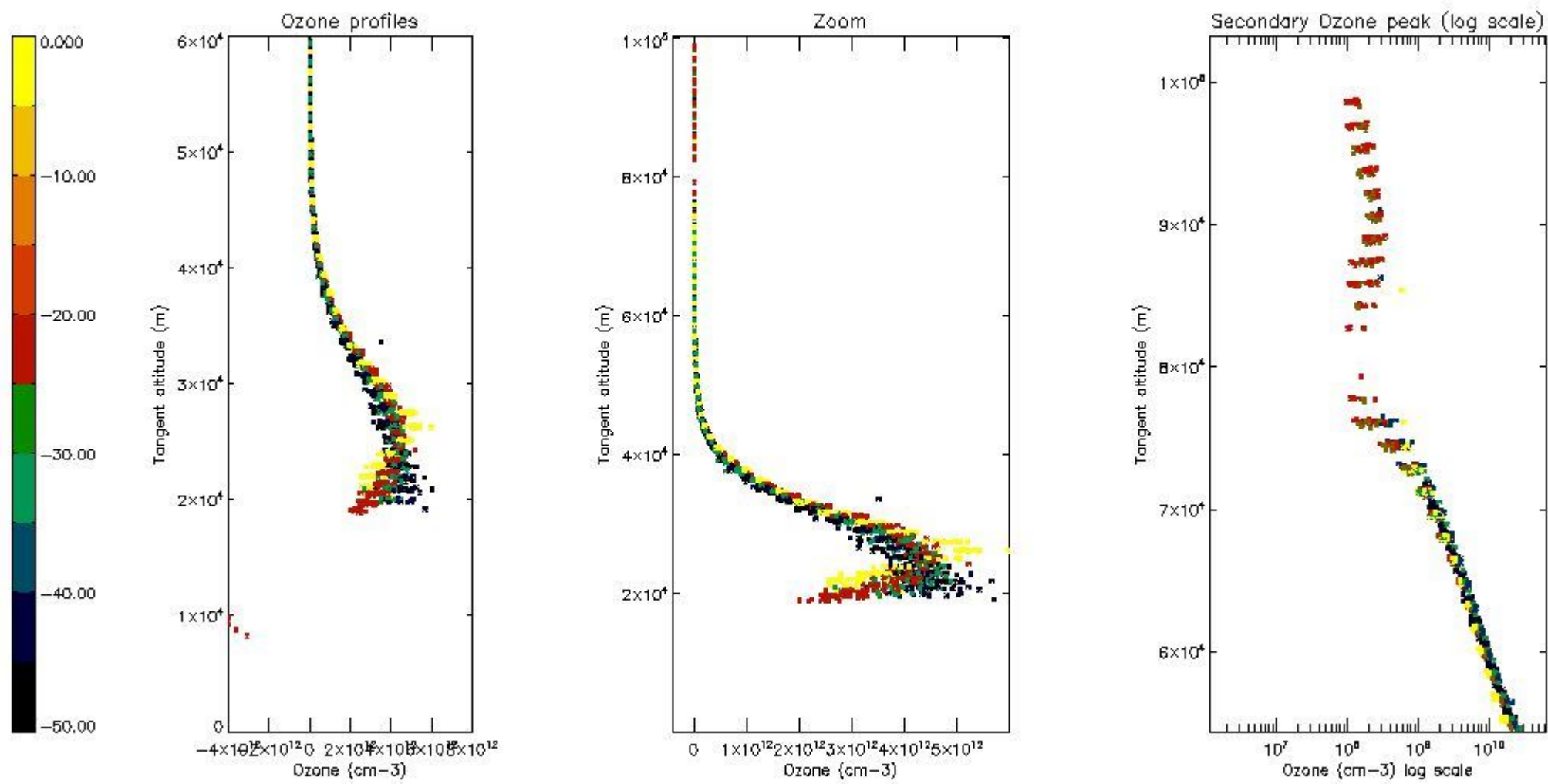
5.3 Plot ozone profiles where STD < 20% (dark without errors)

The colorbar represents the latitude.



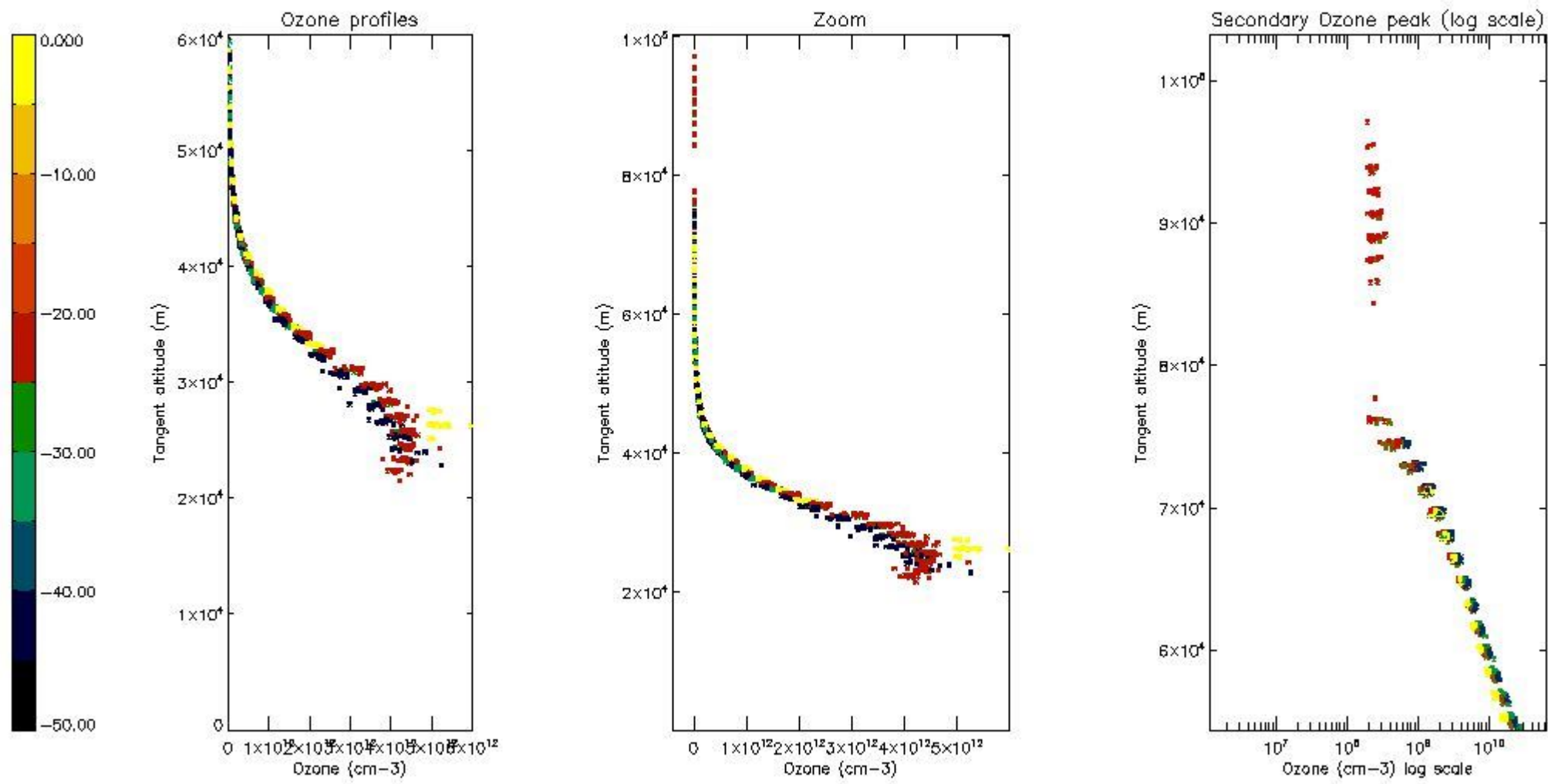
5.4 Plot ozone profiles where STD < 10% (dark without errors)

The colorbar represents the latitude.



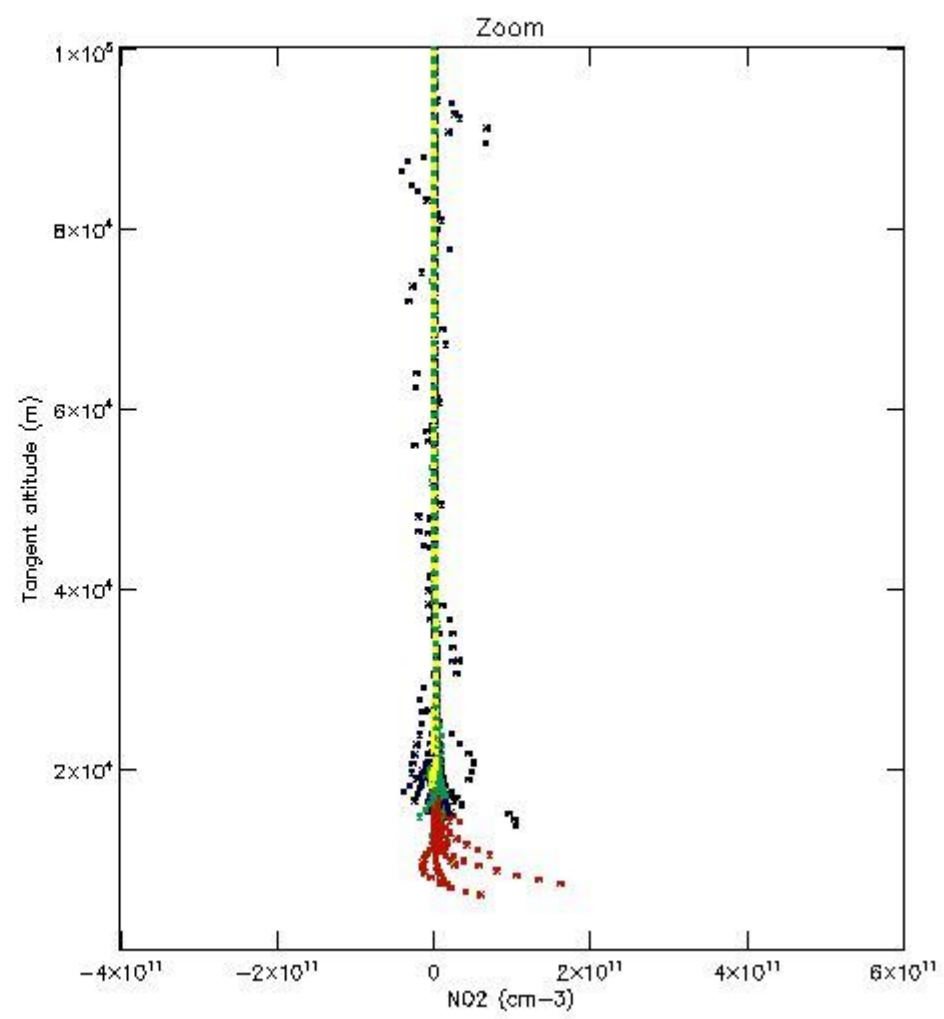
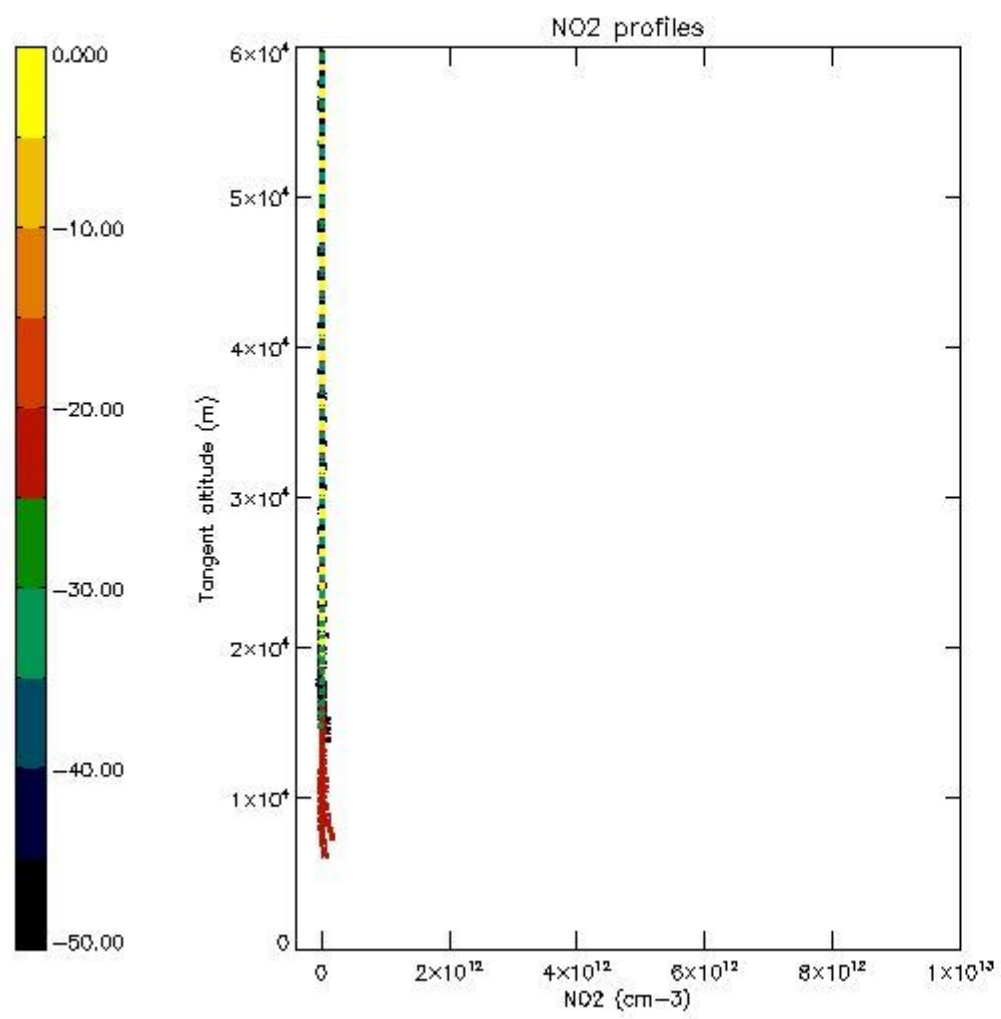
5.5 Plot ozone profiles where STD < 5% (dark without errors)

The colorbar represents the latitude.



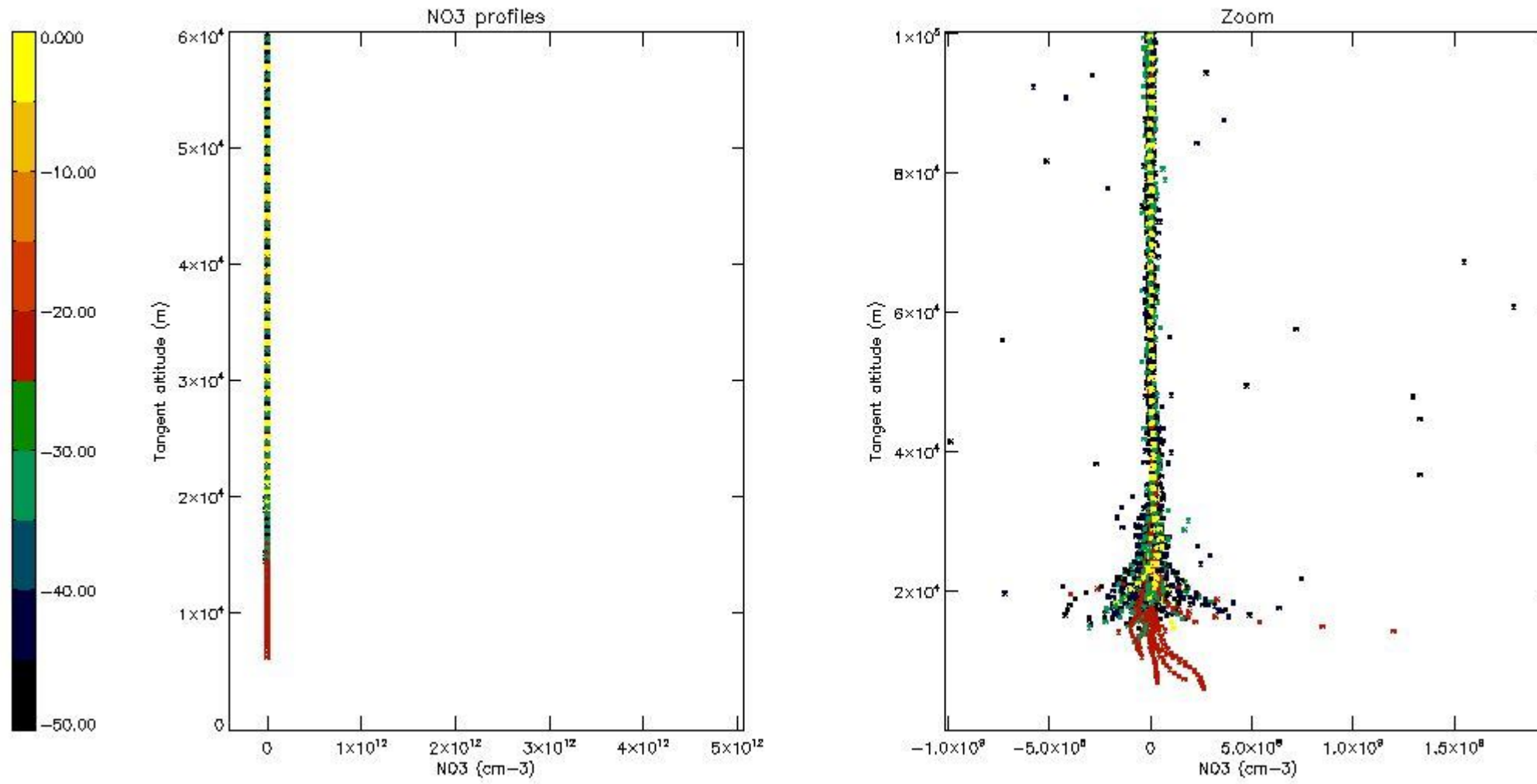
5.6 Plot NO₂ profiles for all STD (dark without errors)

The colorbar represents the latitude.



5.7 Plot NO3 profiles for all STD (dark without errors)

The colorbar represents the latitude.



6. Auxiliary Data Files used for the production reported in section 2

The number reported in the third column indicates since which file (see list in section 2) the corresponding auxiliary file has been used. The fourth column is the date of those product files.

Type	Auxiliary Filename	Used since product	Used since product date
INST_PHYS_CHARACTERISTICS	GOM_INS_AXVIEC20091111_143220_20030716_120000_20500101_000000	1	02-DEC-2005 00:06:44
LEVEL-2_PROC_CONFIG	GOM_PR2_AXVIEC20091111_152718_20020301_000000_20500101_000000	1	02-DEC-2005 00:06:44
CROSS_SECTIONS_FILE	GOM_CRS_AXVIEC20091111_154832_20020301_000000_20500101_000000	1	02-DEC-2005 00:06:44

GOMOS Level 2 Daily Report

SUMMARY

[1. General Info](#)

[2. Summary of processed GOM_NL_2P products](#)

[3. Level 2 Quality information per product](#)

[3.1 Plot of level 2 quality information per product \(time dependant\)](#)

[3.2 Plot of level 2 quality information per product \(world map\)](#)

[4. Level 1 Quality information per product \(stored on level 2 products\)](#)

[4.1 Plot of level 1 quality information per product \(time dependant\)](#)

[4.1.1 Plot of level 1 quality information per product \(time dependant\): ASCENDING](#)

[4.1.2 Plot of level 1 quality information per product \(time dependant\): DESCENDING](#)

[4.2 Plot of level 1 quality information per product \(world map\)](#)

[4.2.1 Plot of level 1 quality information per product \(world map\): ASCENDING](#)

[4.2.2 Plot of level 1 quality information per product \(world map\): DESCENDING](#)

[5. Ozone profiles based on quality statistics and other trace gas profiles](#)

[5.1 Ozone statistics based on quality of products](#)

[5.2 Plot ozone profiles for all STD \(dark without errors\)](#)

[5.3 Plot ozone profiles where STD < 20% \(dark without errors\)](#)

[5.4. Plot ozone profiles where STD < 10% \(dark without errors\)](#)

[5.5. Plot ozone profiles where STD < 5% \(dark without errors\)](#)

[5.6 Plot NO2 profiles for all STD \(dark without errors\)](#)

[5.7 Plot NO3 profiles for all STD \(dark without errors\)](#)

[5.8 Plot H2O profiles \(only for occultations of stars 1,2,3,4,13,14,16,26,63 dark without errors\) for all STD](#)

[6. Auxiliary Data Files used for the production reported in section 2](#)

This report presents the daily analysis on parameters extracted from GOMOS level 2 data (GOM_NL__2P). It is intended to monitor some important parameters that will impact the quality of these products. A list of level 2 products (and content) that have arrived during the reporting day to the PCF is also given.

Item	Value
Time of report generation	18APR2013 12:55:06
Data source version	GOMOS/6.01
Start time of products	02-12-2005 (02DEC2005 00:00:00)
Stop time of products	03-12-2005 (03DEC2005 00:00:00)
Store outputs in DB	Yes
Nb of level 2 prods	319
Nb of prods with errors	0

2. Summary of processed GOM_NL__2P products.

Nr	Filename	UTC Start time	Limb	Duration	Star Id	Star Name	Star Mag	Star Temp	Nb Meas	Orbit	Prod. error
1	GOM_NL__2PRFIN20051202_000644_000000382043_00045_19638_9007.N1	02-DEC-2005 00:06:44	Straylight	38.000	157	The1Eri	2.9060	9300.0	76	19638	No
2	GOM_NL__2PRFIN20051202_001339_000000462043_00045_19638_9008.N1	02-DEC-2005 00:13:39	Straylight	45.500	165	34Gam Eri	2.9500	3200.0	91	19638	No
3	GOM_NL__2PRFIN20051202_001900_000000442043_00045_19638_9009.N1	02-DEC-2005 00:19:00	Twilight_stray	43.500	94	92Alp Cet	2.5260	3100.0	87	19638	No
4	GOM_NL__2PRFIN20051202_002455_000000372043_00045_19638_9010.N1	02-DEC-2005 00:24:55	Bright	36.500	50	13Alp Ari	2.0070	4250.0	73	19638	No
5	GOM_NL__2PRFIN20051202_002801_000000352043_00045_19638_9011.N1	02-DEC-2005 00:28:01	Bright	34.500	173	4Bet Tri	3.0040	8900.0	69	19638	No
6	GOM_NL__2PRFIN20051202_002922_000000362043_00045_19638_9012.N1	02-DEC-2005 00:29:22	Bright	36.000	79	26Bet Per	2.3100	13100.	72	19638	No
7	GOM_NL__2PRFIN20051202_003158_000000372043_00045_19638_9013.N1	02-DEC-2005 00:31:58	Bright	36.500	35	33Alp Per	1.7950	6250.0	73	19638	No
8	GOM_NL__2PRFIN20051202_003519_000000352043_00045_19638_9014.N1	02-DEC-2005 00:35:19	Bright	35.000	110	37Del Cas	2.6780	8900.0	70	19638	No
9	GOM_NL__2PRFIN20051202_004259_000000362043_00045_19638_9015.N1	02-DEC-2005 00:42:59	Bright	35.500	49	1Alp UMi	1.9900	6300.0	71	19638	No
10	GOM_NL__2PRFIN20051202_004740_000000372043_00045_19638_9016.N1	02-DEC-2005 00:47:40	Bright	37.000	60	7Bet UMi	2.0810	3950.0	74	19638	No
11	GOM_NL__2PRFIN20051202_005020_000000362043_00045_19638_9017.N1	02-DEC-2005 00:50:20	Bright	36.000	119	14Eta Dra	2.7270	4700.0	72	19638	No
12	GOM_NL__2PRFIN20051202_005457_000000352043_00045_19638_9018.N1	02-DEC-2005 00:54:57	Bright	35.000	39	85Eta UMa	1.8540	24000.	70	19638	No
13	GOM_NL__2PRFIN20051202_005753_000000522043_00045_19638_9019.N1	02-DEC-2005 00:57:53	Bright	52.000	180	27Gam Boo	3.0400	8000.0	104	19638	No
14	GOM_NL__2PRFIN20051202_010054_000000342043_00045_19638_9020.N1	02-DEC-2005 01:00:54	Bright	33.500	83		2.3780	11000.	67	19638	No
15	GOM_NL__2PRFIN20051202_010326_000000342043_00045_19638_9021.N1	02-DEC-2005 01:03:26	Bright	33.500	3	16Alp Boo	-0.050000	4250.0	67	19638	No
16	GOM_NL__2PRFIN20051202_011251_000000552043_00045_19638_9022.N1	02-DEC-2005 01:12:51	Bright	55.000	15	67Alp Vir	0.97600	28000.	110	19638	No
17	GOM_NL__2PRFIN20051202_011616_000000432043_00045_19638_9023.N1	02-DEC-2005 01:16:16	Twilight_stray	42.500	169	46Gam Hya	2.9910	4700.0	85	19638	No
18	GOM_NL__2PRFIN20051202_011946_000000412043_00045_19638_9024.N1	02-DEC-2005 01:19:46	Dark	41.000	123	1ot Cen	2.7500	10200.	82	19638	No
19	GOM_NL__2PRFIN20051202_012155_000000362043_00045_19638_9025.N1	02-DEC-2005 01:21:55	Dark	36.000	95	Zet Cen	2.5450	26000.	72	19638	No
20	GOM_NL__2PRFIN20051202_012347_000000392043_00045_19638_9026.N1	02-DEC-2005 01:23:47	Dark	38.500	64	Gam Cen	2.2000	10600.	77	19638	No
21	GOM_NL__2PRFIN20051202_012610_000000412043_00045_19638_9027.N1	02-DEC-2005 01:26:10	Dark	41.000	20	Bet Cru	1.2530	30000.	82	19638	No
22	GOM_NL__2PRFIN20051202_012721_000000402043_00046_19639_9005.N1	02-DEC-2005 01:27:21	Dark	39.500	12	Alp1Cru	0.77500	30000.	79	19639	No
23	GOM_NL__2PRFIN20051202_013252_000000382043_00046_19639_9006.N1	02-DEC-2005 01:32:52	Dark	37.500	29	Bet Car	1.6720	10200.	75	19639	No
24	GOM_NL__2PRFIN20051202_014720_000000392043_00046_19639_9007.N1	02-DEC-2005 01:47:20	Straylight	38.500	157	The1Eri	2.9060	9300.0	77	19639	No
25	GOM_NL__2PRFIN20051202_015415_000000502043_00046_19639_9008.N1	02-DEC-2005 01:54:15	Straylight	50.000	165	34Gam Eri	2.9500	3200.0	100	19639	No
26	GOM_NL__2PRFIN20051202_015936_000000432043_00046_19639_9009.N1	02-DEC-2005 01:59:36	Twilight_stray	43.000	94	92Alp Cet	2.5260	3100.0	86	19639	No
27	GOM_NL__2PRFIN20051202_020531_000000382043_00046_19639_9010.N1	02-DEC-2005 02:05:31	Bright	37.500	50	13Alp Ari	2.0070	4250.0	75	19639	No
28	GOM_NL__2PRFIN20051202_020837_000000342043_00046_19639_9011.N1	02-DEC-2005 02:08:37	Bright	34.000	173	4Bet Tri	3.0040	8900.0	68	19639	No
29	GOM_NL__2PRFIN20051202_020958_000000352043_00046_19639_9012.N1	02-DEC-2005 02:09:58	Bright	35.000	79	26Bet Per	2.3100	13100.	70	19639	No
30	GOM_NL__2PRFIN20051202_021234_000000372043_00046_19639_9013.N1	02-DEC-2005 02:12:34	Bright	36.500	35	33Alp Per	1.7950	6250.0	73	19639	No
31	GOM_NL__2PRFIN20051202_021555_000000352043_00046_19639_9014.N1	02-DEC-2005 02:15:55	Bright	35.000	110	37Del Cas	2.6780	8900.0	70	19639	No
32	GOM_NL__2PRFIN20051202_022335_000000342043_00046_19639_9015.N1	02-DEC-2005 02:23:35	Bright	33.500	49	1Alp UMi	1.9900	6300.0	67	19639	No
33	GOM_NL__2PRFIN20051202_022816_000000372043_00046_19639_9016.N1	02-DEC-2005 02:28:16	Bright	36.500	60	7Bet UMi	2.0810	3950.0	73	19639	No
34	GOM_NL__2PRFIN20051202_023056_000000352043_00046_19639_9017.N1	02-DEC-2005 02:30:56	Bright	35.000	119	14Eta Dra	2.7270	4700.0	70	19639	No
35	GOM_NL__2PRFIN20051202_023533_000000352043_00046_19639_9018.N1	02-DEC-2005 02:35:33	Bright	34.500	39	85Eta UMa	1.8540	24000.	69	19639	No
36	GOM_NL__2PRFIN20051202_023829_000000352043_00046_19639_9019.N1	02-DEC-2005 02:38:29	Bright	34.500	180	27Gam Boo	3.0400	8000.0	69	19639	No
37	GOM_NL__2PRFIN20051202_024130_000000342043_00046_19639_9020.N1	02-DEC-2005 02:41:30	Bright	34.000	83		2.3780	11000.	68	19639	No
38	GOM_NL__2PRFIN20051202_024402_000000342043_00046_19639_9021.N1	02-DEC-2005 02:44:02	Bright	34.000	3	16Alp Boo	-0.050000	4250.0	68	19639	No
39	GOM_NL__2PRFIN20051202_025327_000000552043_00046_19639_9022.N1	02-DEC-2005 02:53:27	Bright	55.000	15	67Alp Vir	0.97600	28000.	110	19639	No
40	GOM_NL__2PRFIN20051202_025652_000000392043_00046_19639_9023.N1	02-DEC-2005 02:56:52	Twilight_stray	39.000	169	46Gam Hya	2.9910	4700.0	78	19639	No
41	GOM_NL__2PRFIN20051202_030231_000000382043_00046_19639_9024.N1	02-DEC-2005 03:02:31	Dark	37.500	95	Zet Cen	2.5450	26000.	75	19639	No
42	GOM_NL__2PRFIN20051202_030424_000000382043_00046_19639_9025.N1	02-DEC-2005 03:04:24	Dark	38.000	64	Gam Cen	2.2000	10600.	76	19639	No

43	GOM_NL__2PRFIN20051202_030646_000000392043_00046_19639_9026.N1	02-DEC-2005 03:06:46	Dark	38.500	20	Bet Cru	1.2530	30000.	77	19639	No
44	GOM_NL__2PRFIN20051202_030757_000000432043_00047_19640_9005.N1	02-DEC-2005 03:07:57	Dark	42.500	12	Alp1Cru	0.77500	30000.	85	19640	No
45	GOM_NL__2PRFIN20051202_031328_000000422043_00047_19640_9006.N1	02-DEC-2005 03:13:28	Dark	41.500	29	Bet Car	1.6720	10200.	83	19640	No
46	GOM_NL__2PRFIN20051202_032756_000000392043_00047_19640_9007.N1	02-DEC-2005 03:27:56	Straylight	39.000	157	The1Eri	2.9060	9300.0	78	19640	No
47	GOM_NL__2PRFIN20051202_033451_000000452043_00047_19640_9008.N1	02-DEC-2005 03:34:51	Straylight	45.000	165	34Gam Eri	2.9500	3200.0	90	19640	No
48	GOM_NL__2PRFIN20051202_034012_000000422043_00047_19640_9009.N1	02-DEC-2005 03:40:12	Twi_and_stray	42.000	94	92Alp Cet	2.5260	3100.0	84	19640	No
49	GOM_NL__2PRFIN20051202_034608_000000382043_00047_19640_9010.N1	02-DEC-2005 03:46:08	Bright	38.000	50	13Alp Ari	2.0070	4250.0	76	19640	No
50	GOM_NL__2PRFIN20051202_034913_000000362043_00047_19640_9011.N1	02-DEC-2005 03:49:13	Bright	36.000	173	4Bet Tri	3.0040	8900.0	72	19640	No
51	GOM_NL__2PRFIN20051202_035034_000000372043_00047_19640_9012.N1	02-DEC-2005 03:50:34	Bright	37.000	79	26Bet Per	2.3100	13100.	74	19640	No
52	GOM_NL__2PRFIN20051202_035310_000000392043_00047_19640_9013.N1	02-DEC-2005 03:53:10	Bright	39.000	35	33Alp Per	1.7950	6250.0	78	19640	No
53	GOM_NL__2PRFIN20051202_035631_000000352043_00047_19640_9014.N1	02-DEC-2005 03:56:31	Bright	35.000	110	37Del Cas	2.6780	8900.0	70	19640	No
54	GOM_NL__2PRFIN20051202_040411_000000352043_00047_19640_9015.N1	02-DEC-2005 04:04:11	Bright	34.500	49	1Alp UMi	1.9900	6300.0	69	19640	No
55	GOM_NL__2PRFIN20051202_040852_000000372043_00047_19640_9016.N1	02-DEC-2005 04:08:52	Bright	36.500	60	7Bet UMi	2.0810	3950.0	73	19640	No
56	GOM_NL__2PRFIN20051202_041132_000000362043_00047_19640_9017.N1	02-DEC-2005 04:11:32	Bright	36.000	119	14Eta Dra	2.7270	4700.0	72	19640	No
57	GOM_NL__2PRFIN20051202_041609_000000352043_00047_19640_9018.N1	02-DEC-2005 04:16:09	Bright	35.000	39	85Eta UMa	1.8540	24000.	70	19640	No
58	GOM_NL__2PRFIN20051202_041905_000000352043_00047_19640_9019.N1	02-DEC-2005 04:19:05	Bright	34.500	180	27Gam Boo	3.0400	8000.0	69	19640	No
59	GOM_NL__2PRFIN20051202_042206_000000342043_00047_19640_9020.N1	02-DEC-2005 04:22:06	Bright	34.000	83		2.3780	11000.	68	19640	No
60	GOM_NL__2PRFIN20051202_042438_000000352043_00047_19640_9021.N1	02-DEC-2005 04:24:38	Bright	34.500	3	16Alp Boo	-0.050000	4250.0	69	19640	No
61	GOM_NL__2PRFIN20051202_043404_000000382043_00047_19640_9022.N1	02-DEC-2005 04:34:04	Bright	38.000	15	67Alp Vir	0.97600	28000.	76	19640	No
62	GOM_NL__2PRFIN20051202_043729_000000432043_00047_19640_9023.N1	02-DEC-2005 04:37:29	Twi_and_stray	42.500	169	46Gam Hya	2.9910	4700.0	85	19640	No
63	GOM_NL__2PRFIN20051202_044058_000000402043_00047_19640_9024.N1	02-DEC-2005 04:40:58	Dark	39.500	123	lot Cen	2.7500	10200.	79	19640	No
64	GOM_NL__2PRFIN20051202_044307_000000382043_00047_19640_9025.N1	02-DEC-2005 04:43:07	Dark	38.000	95	Zet Cen	2.5450	26000.	76	19640	No
65	GOM_NL__2PRFIN20051202_044500_000000402043_00047_19640_9026.N1	02-DEC-2005 04:45:00	Dark	39.500	64	Gam Cen	2.2000	10600.	79	19640	No
66	GOM_NL__2PRFIN20051202_044722_000000402043_00047_19640_9027.N1	02-DEC-2005 04:47:22	Dark	39.500	20	Bet Cru	1.2530	30000.	79	19640	No
67	GOM_NL__2PRFIN20051202_044833_000000432043_00048_19641_9005.N1	02-DEC-2005 04:48:33	Dark	43.000	12	Alp1Cru	0.77500	30000.	86	19641	No
68	GOM_NL__2PRFIN20051202_045405_000000382043_00048_19641_9006.N1	02-DEC-2005 04:54:05	Dark	38.000	29	Bet Car	1.6720	10200.	76	19641	No
69	GOM_NL__2PRFIN20051202_050832_000000372043_00048_19641_9007.N1	02-DEC-2005 05:08:32	Straylight	36.500	157	The1Eri	2.9060	9300.0	73	19641	No
70	GOM_NL__2PRFIN20051202_051527_000000452043_00048_19641_9008.N1	02-DEC-2005 05:15:27	Straylight	45.000	165	34Gam Eri	2.9500	3200.0	90	19641	No
71	GOM_NL__2PRFIN20051202_052048_000000452043_00048_19641_9009.N1	02-DEC-2005 05:20:48	Twi_and_stray	44.500	94	92Alp Cet	2.5260	3100.0	89	19641	No
72	GOM_NL__2PRFIN20051202_052644_000000372043_00048_19641_9010.N1	02-DEC-2005 05:26:44	Bright	37.000	50	13Alp Ari	2.0070	4250.0	74	19641	No
73	GOM_NL__2PRFIN20051202_052950_000000352043_00048_19641_9011.N1	02-DEC-2005 05:29:50	Bright	35.000	173	4Bet Tri	3.0040	8900.0	70	19641	No
74	GOM_NL__2PRFIN20051202_053110_000000372043_00048_19641_9012.N1	02-DEC-2005 05:31:10	Bright	36.500	79	26Bet Per	2.3100	13100.	73	19641	No
75	GOM_NL__2PRFIN20051202_053346_000000372043_00048_19641_9013.N1	02-DEC-2005 05:33:46	Bright	36.500	35	33Alp Per	1.7950	6250.0	73	19641	No
76	GOM_NL__2PRFIN20051202_053707_000000362043_00048_19641_9014.N1	02-DEC-2005 05:37:07	Bright	35.500	110	37Del Cas	2.6780	8900.0	71	19641	No
77	GOM_NL__2PRFIN20051202_054447_000000372043_00048_19641_9015.N1	02-DEC-2005 05:44:47	Bright	36.500	49	1Alp UMi	1.9900	6300.0	73	19641	No
78	GOM_NL__2PRFIN20051202_054928_000000362043_00048_19641_9016.N1	02-DEC-2005 05:49:28	Bright	36.000	60	7Bet UMi	2.0810	3950.0	72	19641	No
79	GOM_NL__2PRFIN20051202_055209_000000372043_00048_19641_9017.N1	02-DEC-2005 05:52:09	Bright	37.000	119	14Eta Dra	2.7270	4700.0	74	19641	No
80	GOM_NL__2PRFIN20051202_055645_000000382043_00048_19641_9018.N1	02-DEC-2005 05:56:45	Bright	38.000	39	85Eta UMa	1.8540	24000.	76	19641	No
81	GOM_NL__2PRFIN20051202_055941_000000342043_00048_19641_9019.N1	02-DEC-2005 05:59:41	Bright	33.500	180	27Gam Boo	3.0400	8000.0	67	19641	No
82	GOM_NL__2PRFIN20051202_060243_000000342043_00048_19641_9020.N1	02-DEC-2005 06:02:43	Bright	33.500	83		2.3780	11000.	67	19641	No
83	GOM_NL__2PRFIN20051202_060514_000000342043_00048_19641_9021.N1	02-DEC-2005 06:05:14	Bright	34.000	3	16Alp Boo	-0.050000	4250.0	68	19641	No
84	GOM_NL__2PRFIN20051202_061440_000000422043_00048_19641_9022.N1	02-DEC-2005 06:14:40	Bright	41.500	15	67Alp Vir	0.97600	28000.	83	19641	No
85	GOM_NL__2PRFIN20051202_061805_000000432043_00048_19641_9023.N1	02-DEC-2005 06:18:05	Twi_and_stray	43.000	169	46Gam Hya	2.9910	4700.0	86	19641	No
86	GOM_NL__2PRFIN20051202_062135_000000412043_00048_19641_9024.N1	02-DEC-2005 06:21:35	Dark	40.500	123	lot Cen	2.7500	10200.	81	19641	No
87	GOM_NL__2PRFIN20051202_062343_000000392043_00048_19641_9025.N1	02-DEC-2005 06:23:43	Dark	38.500	95	Zet Cen	2.5450	26000.	77	19641	No
88	GOM_NL__2PRFIN20051202_062537_000000412043_00048_19641_9026.N1	02-DEC-2005 06:25:37	Dark	41.000	64	Gam Cen	2.2000	10600.	82	19641	No
89	GOM_NL__2PRFIN20051202_062759_000000412043_00048_19641_9027.N1	02-DEC-2005 06:27:59	Dark	41.000	20	Bet Cru	1.2530	30000.	82	19641	No
90	GOM_NL__2PRFIN20051202_062910_000000422043_00049_19642_9005.N1	02-DEC-2005 06:29:10	Dark	41.500	12	Alp1Cru	0.77500	30000.	83	19642	No
91	GOM_NL__2PRFIN20051202_063441_000000382043_00049_19642_9006.N1	02-DEC-2005 06:34:41	Dark	38.000	29	Bet Car	1.6720	10200.	76	19642	No
92	GOM_NL__2PRFIN20051202_064908_000000402043_00049_19642_9007.N1	02-DEC-2005 06:49:08	Straylight	39.500	157	The1Eri	2.9060	9300.0	79	19642	No
93	GOM_NL__2PRFIN20051202_065603_000000452043_00049_19642_9008.N1	02-DEC-2005 06:56:03	Straylight	44.500	165	34Gam Eri	2.9500	3200.0	89	19642	No
94	GOM_NL__2PRFIN20051202_070124_000000442043_00049_19642_9009.N1	02-DEC-2005 07:01:24	Twi_and_stray	44.000	94	92Alp Cet	2.5260	3100.0	88	19642	No
95	GOM_NL__2PRFIN20051202_070720_000000392043_00049_19642_9010.N1	02-DEC-2005 07:07:20	Bright	39.000	50	13Alp Ari	2.0070	4250.0	78	19642	No
96	GOM_NL__2PRFIN20051202_071026_000000352043_00049_19642_9011.N1	02-DEC-2005 07:10:26	Bright	35.000	173	4Bet Tri	3.0040	8900.0	70	19642	No
97	GOM_NL__2PRFIN20051202_071146_000000362043_00049_19642_9012.N1	02-DEC-2005 07:11:46	Bright	35.500	79	26Bet Per	2.3100	13100.	71	19642	No
98	GOM_NL__2PRFIN20051202_071422_000000382043_00049_19642_9013.N1	02-DEC-2005 07:14:22	Bright	37.500	35	33Alp Per	1.7950	6250.0	75	19642	No
99	GOM_NL__2PRFIN20051202_071744_000000362043_00049_19642_9014.N1	02-DEC-2005 07:17:44	Bright	35.500	110	37Del Cas	2.6780	8900.0	71	19642	No
100	GOM_NL__2PRFIN20051202_072523_000000362043_00049_19642_9015.N1	02-DEC-2005 07:25:23	Bright	35.500	49	1Alp UMi	1.9900	6300.0	71	19642	No
101	GOM_NL__2PRFIN20051202_073004_000000332043_00049_19642_9016.N1	02-DEC-2005 07:30:04	Bright	32.500	60	7Bet UMi	2.0810	3950.0	65	19642	No

102	GOM_NL__2PRFIN20051202_073245_000000332043_00049_19642_9017.N1	02-DEC-2005 07:32:45	Bright	33.000	119	14Eta Dra	2.7270	4700.0	66	19642	No
103	GOM_NL__2PRFIN20051202_073721_000000372043_00049_19642_9018.N1	02-DEC-2005 07:37:21	Bright	36.500	39	85Eta UMa	1.8540	24000.	73	19642	No
104	GOM_NL__2PRFIN20051202_074017_000000342043_00049_19642_9019.N1	02-DEC-2005 07:40:17	Bright	34.000	180	27Gam Boo	3.0400	8000.0	68	19642	No
105	GOM_NL__2PRFIN20051202_074319_000000342043_00049_19642_9020.N1	02-DEC-2005 07:43:19	Bright	34.000	83		2.3780	11000.	68	19642	No
106	GOM_NL__2PRFIN20051202_074551_000000352043_00049_19642_9021.N1	02-DEC-2005 07:45:51	Bright	34.500	3	16Alp Boo	-0.050000	4250.0	69	19642	No
107	GOM_NL__2PRFIN20051202_075517_000000402043_00049_19642_9022.N1	02-DEC-2005 07:55:17	Bright	40.000	15	67Alp Vir	0.97600	28000.	80	19642	No
108	GOM_NL__2PRFIN20051202_075842_000000442043_00049_19642_9023.N1	02-DEC-2005 07:58:42	Twi_and_stray	44.000	169	46Gam Hya	2.9910	4700.0	88	19642	No
109	GOM_NL__2PRFIN20051202_080211_000000382043_00049_19642_9024.N1	02-DEC-2005 08:02:11	Dark	38.000	123	lot Cen	2.7500	10200.	76	19642	No
110	GOM_NL__2PRFIN20051202_080419_000000382043_00049_19642_9025.N1	02-DEC-2005 08:04:19	Dark	38.000	95	Zet Cen	2.5450	26000.	76	19642	No
111	GOM_NL__2PRFIN20051202_080613_000000412043_00049_19642_9026.N1	02-DEC-2005 08:06:13	Dark	40.500	64	Gam Cen	2.2000	10600.	81	19642	No
112	GOM_NL__2PRFIN20051202_080835_000000402043_00049_19642_9027.N1	02-DEC-2005 08:08:35	Dark	40.000	20	Bet Cru	1.2530	30000.	80	19642	No
113	GOM_NL__2PRFIN20051202_080946_000000402043_00050_19643_9078.N1	02-DEC-2005 08:09:46	Dark	39.500	12	Alp1Cru	0.77500	30000.	79	19643	No
114	GOM_NL__2PRFIN20051202_081517_000000392043_00050_19643_9079.N1	02-DEC-2005 08:15:17	Dark	38.500	29	Bet Car	1.6720	10200.	77	19643	No
115	GOM_NL__2PRFIN20051202_082944_000000392043_00050_19643_9080.N1	02-DEC-2005 08:29:44	Straylight	38.500	157	The1Eri	2.9060	9300.0	77	19643	No
116	GOM_NL__2PRFIN20051202_083639_000000452043_00050_19643_9081.N1	02-DEC-2005 08:36:39	Straylight	45.000	165	34Gam Eri	2.9500	3200.0	90	19643	No
117	GOM_NL__2PRFIN20051202_084201_000000442043_00050_19643_9082.N1	02-DEC-2005 08:42:01	Twi_and_stray	44.000	94	92Alp Cet	2.5260	3100.0	88	19643	No
118	GOM_NL__2PRFIN20051202_084756_000000402043_00050_19643_9083.N1	02-DEC-2005 08:47:56	Bright	39.500	50	13Alp Ari	2.0070	4250.0	79	19643	No
119	GOM_NL__2PRFIN20051202_085102_000000352043_00050_19643_9084.N1	02-DEC-2005 08:51:02	Bright	35.000	173	4Bet Tri	3.0040	8900.0	70	19643	No
120	GOM_NL__2PRFIN20051202_085222_000000372043_00050_19643_9085.N1	02-DEC-2005 08:52:22	Bright	36.500	79	26Bet Per	2.3100	13100.	73	19643	No
121	GOM_NL__2PRFIN20051202_085458_000000372043_00050_19643_9086.N1	02-DEC-2005 08:54:58	Bright	37.000	35	33Alp Per	1.7950	6250.0	74	19643	No
122	GOM_NL__2PRFIN20051202_085820_000000362043_00050_19643_9087.N1	02-DEC-2005 08:58:20	Bright	35.500	110	37Del Cas	2.6780	8900.0	71	19643	No
123	GOM_NL__2PRFIN20051202_090559_000000362043_00050_19643_9088.N1	02-DEC-2005 09:05:59	Bright	35.500	49	1Alp UMi	1.9900	6300.0	71	19643	No
124	GOM_NL__2PRFIN20051202_091040_000000372043_00050_19643_9089.N1	02-DEC-2005 09:10:40	Bright	36.500	60	7Bet UMi	2.0810	3950.0	73	19643	No
125	GOM_NL__2PRFIN20051202_091321_000000362043_00050_19643_9090.N1	02-DEC-2005 09:13:21	Bright	35.500	119	14Eta Dra	2.7270	4700.0	71	19643	No
126	GOM_NL__2PRFIN20051202_091757_000000342043_00050_19643_9091.N1	02-DEC-2005 09:17:57	Bright	34.000	39	85Eta UMa	1.8540	24000.	68	19643	No
127	GOM_NL__2PRFIN20051202_092053_000000342043_00050_19643_9092.N1	02-DEC-2005 09:20:53	Bright	34.000	180	27Gam Boo	3.0400	8000.0	68	19643	No
128	GOM_NL__2PRFIN20051202_092355_000000342043_00050_19643_9093.N1	02-DEC-2005 09:23:55	Bright	33.500	83		2.3780	11000.	67	19643	No
129	GOM_NL__2PRFIN20051202_092627_000000352043_00050_19643_9094.N1	02-DEC-2005 09:26:27	Bright	34.500	3	16Alp Boo	-0.050000	4250.0	69	19643	No
130	GOM_NL__2PRFIN20051202_093553_000000412043_00050_19643_9095.N1	02-DEC-2005 09:35:53	Bright	41.000	15	67Alp Vir	0.97600	28000.	82	19643	No
131	GOM_NL__2PRFIN20051202_093918_000000412043_00050_19643_9096.N1	02-DEC-2005 09:39:18	Twi_and_stray	40.500	169	46Gam Hya	2.9910	4700.0	81	19643	No
132	GOM_NL__2PRFIN20051202_094247_000000382043_00050_19643_9097.N1	02-DEC-2005 09:42:47	Dark	38.000	123	lot Cen	2.7500	10200.	76	19643	No
133	GOM_NL__2PRFIN20051202_094455_000000392043_00050_19643_9098.N1	02-DEC-2005 09:44:55	Dark	39.000	95	Zet Cen	2.5450	26000.	78	19643	No
134	GOM_NL__2PRFIN20051202_094649_000000432043_00050_19643_9099.N1	02-DEC-2005 09:46:49	Dark	43.000	64	Gam Cen	2.2000	10600.	86	19643	No
135	GOM_NL__2PRFIN20051202_094911_000000372043_00050_19643_9100.N1	02-DEC-2005 09:49:11	Dark	37.000	20	Bet Cru	1.2530	30000.	74	19643	No
136	GOM_NL__2PRFIN20051202_095022_000000402043_00051_19644_9024.N1	02-DEC-2005 09:50:22	Dark	39.500	12	Alp1Cru	0.77500	30000.	79	19644	No
137	GOM_NL__2PRFIN20051202_095554_000000372043_00051_19644_9025.N1	02-DEC-2005 09:55:54	Dark	37.000	29	Bet Car	1.6720	10200.	74	19644	No
138	GOM_NL__2PRFIN20051202_101020_000000372043_00051_19644_9026.N1	02-DEC-2005 10:10:20	Straylight	37.000	157	The1Eri	2.9060	9300.0	74	19644	No
139	GOM_NL__2PRFIN20051202_101715_000000442043_00051_19644_9027.N1	02-DEC-2005 10:17:15	Straylight	44.000	165	34Gam Eri	2.9500	3200.0	88	19644	No
140	GOM_NL__2PRFIN20051202_102237_000000432043_00051_19644_9028.N1	02-DEC-2005 10:22:37	Twi_and_stray	42.500	94	92Alp Cet	2.5260	3100.0	85	19644	No
141	GOM_NL__2PRFIN20051202_102832_000000392043_00051_19644_9029.N1	02-DEC-2005 10:28:32	Bright	39.000	50	13Alp Ari	2.0070	4250.0	78	19644	No
142	GOM_NL__2PRFIN20051202_103138_000000362043_00051_19644_9030.N1	02-DEC-2005 10:31:38	Bright	35.500	173	4Bet Tri	3.0040	8900.0	71	19644	No
143	GOM_NL__2PRFIN20051202_103258_000000362043_00051_19644_9031.N1	02-DEC-2005 10:32:58	Bright	35.500	79	26Bet Per	2.3100	13100.	71	19644	No
144	GOM_NL__2PRFIN20051202_103533_000000382043_00051_19644_9032.N1	02-DEC-2005 10:35:33	Bright	37.500	35	33Alp Per	1.7950	6250.0	75	19644	No
145	GOM_NL__2PRFIN20051202_103856_000000342043_00051_19644_9033.N1	02-DEC-2005 10:38:56	Bright	34.000	110	37Del Cas	2.6780	8900.0	68	19644	No
146	GOM_NL__2PRFIN20051202_104635_000000372043_00051_19644_9034.N1	02-DEC-2005 10:46:35	Bright	37.000	49	1Alp UMi	1.9900	6300.0	74	19644	No
147	GOM_NL__2PRFIN20051202_105116_000000382043_00051_19644_9035.N1	02-DEC-2005 10:51:16	Bright	37.500	60	7Bet UMi	2.0810	3950.0	75	19644	No
148	GOM_NL__2PRFIN20051202_105357_000000362043_00051_19644_9036.N1	02-DEC-2005 10:53:57	Bright	36.000	119	14Eta Dra	2.7270	4700.0	72	19644	No
149	GOM_NL__2PRFIN20051202_105833_000000382043_00051_19644_9037.N1	02-DEC-2005 10:58:33	Bright	38.000	39	85Eta UMa	1.8540	24000.	76	19644	No
150	GOM_NL__2PRFIN20051202_110129_000000342043_00051_19644_9038.N1	02-DEC-2005 11:01:29	Bright	33.500	180	27Gam Boo	3.0400	8000.0	67	19644	No
151	GOM_NL__2PRFIN20051202_110431_000000332043_00051_19644_9039.N1	02-DEC-2005 11:04:31	Bright	33.000	83		2.3780	11000.	66	19644	No
152	GOM_NL__2PRFIN20051202_110703_000000342043_00051_19644_9040.N1	02-DEC-2005 11:07:03	Bright	34.000	3	16Alp Boo	-0.050000	4250.0	68	19644	No
153	GOM_NL__2PRFIN20051202_111629_000000552043_00051_19644_9041.N1	02-DEC-2005 11:16:29	Bright	55.000	15	67Alp Vir	0.97600	28000.	110	19644	No
154	GOM_NL__2PRFIN20051202_111954_000000422043_00051_19644_9042.N1	02-DEC-2005 11:19:54	Twi_and_stray	41.500	169	46Gam Hya	2.9910	4700.0	83	19644	No
155	GOM_NL__2PRFIN20051202_112324_000000392043_00051_19644_9043.N1	02-DEC-2005 11:23:24	Dark	38.500	123	lot Cen	2.7500	10200.	77	19644	No
156	GOM_NL__2PRFIN20051202_112531_000000392043_00051_19644_9044.N1	02-DEC-2005 11:25:31	Dark	38.500	95	Zet Cen	2.5450	26000.	77	19644	No
157	GOM_NL__2PRFIN20051202_112726_000000392043_00051_19644_9045.N1	02-DEC-2005 11:27:26	Dark	39.000	64	Gam Cen	2.2000	10600.	78	19644	No
158	GOM_NL__2PRFIN20051202_112947_000000402043_00051_19644_9046.N1	02-DEC-2005 11:29:47	Dark	40.000	20	Bet Cru	1.2530	30000.	80	19644	No
159	GOM_NL__2PRFIN20051202_113058_000000472043_00052_19645_9024.N1	02-DEC-2005 11:30:58	Dark	47.000	12	Alp1Cru	0.77500	30000.	94	19645	No
160	GOM_NL__2PRFIN20051202_113630_000000392043_00052_19645_9025.N1	02-DEC-2005 11:36:30	Dark	38.500	29	Bet Car	1.6720	10200.	77	19645	No

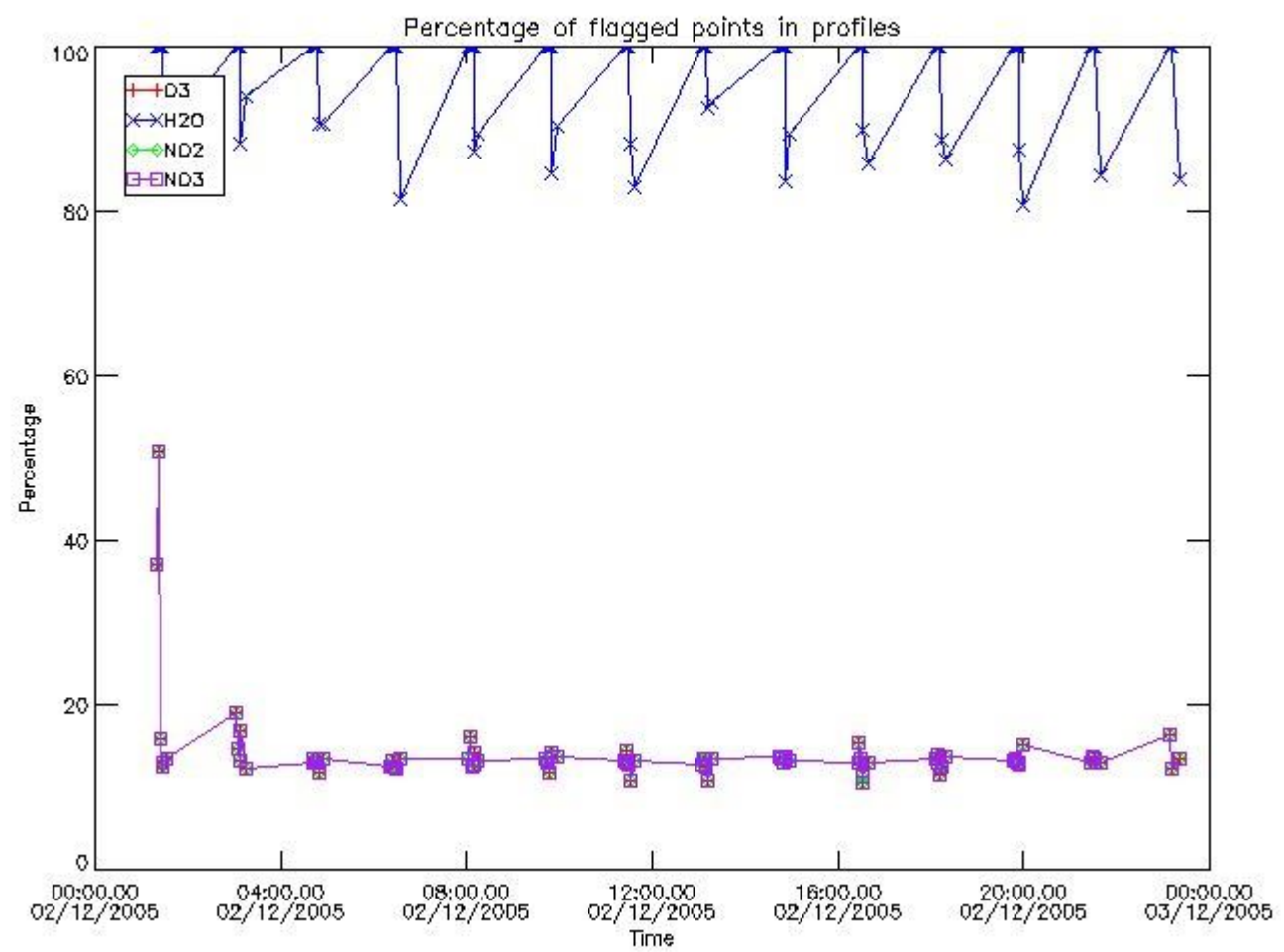
161	GOM_NL__2PRFIN20051202_115056_000000392043_00052_19645_9026.N1	02-DEC-2005 11:50:56	Straylight	38.500	157	The1Eri	2.9060	9300.0	77	19645	No
162	GOM_NL__2PRFIN20051202_115751_000000452043_00052_19645_9027.N1	02-DEC-2005 11:57:51	Straylight	45.000	165	34Gam Eri	2.9500	3200.0	90	19645	No
163	GOM_NL__2PRFIN20051202_120312_000000422043_00052_19645_9028.N1	02-DEC-2005 12:03:12	Tw_i_and_stray	41.500	94	92Alp Cet	2.5260	3100.0	83	19645	No
164	GOM_NL__2PRFIN20051202_120909_000000392043_00052_19645_9029.N1	02-DEC-2005 12:09:09	Bright	38.500	50	13Alp Ari	2.0070	4250.0	77	19645	No
165	GOM_NL__2PRFIN20051202_121214_000000352043_00052_19645_9030.N1	02-DEC-2005 12:12:14	Bright	35.000	173	4Bet Tri	3.0040	8900.0	70	19645	No
166	GOM_NL__2PRFIN20051202_121334_000000362043_00052_19645_9031.N1	02-DEC-2005 12:13:34	Bright	36.000	79	26Bet Per	2.3100	13100.	72	19645	No
167	GOM_NL__2PRFIN20051202_121609_000000362043_00052_19645_9032.N1	02-DEC-2005 12:16:09	Bright	36.000	35	33Alp Per	1.7950	6250.0	72	19645	No
168	GOM_NL__2PRFIN20051202_121932_000000342043_00052_19645_9033.N1	02-DEC-2005 12:19:32	Bright	34.000	110	37Del Cas	2.6780	8900.0	68	19645	No
169	GOM_NL__2PRFIN20051202_122711_000000372043_00052_19645_9034.N1	02-DEC-2005 12:27:11	Bright	36.500	49	1Alp UMi	1.9900	6300.0	73	19645	No
170	GOM_NL__2PRFIN20051202_123152_000000372043_00052_19645_9035.N1	02-DEC-2005 12:31:52	Bright	36.500	60	7Bet UMi	2.0810	3950.0	73	19645	No
171	GOM_NL__2PRFIN20051202_123433_000000332043_00052_19645_9036.N1	02-DEC-2005 12:34:33	Bright	33.000	119	14Eta Dra	2.7270	4700.0	66	19645	No
172	GOM_NL__2PRFIN20051202_123909_000000382043_00052_19645_9037.N1	02-DEC-2005 12:39:09	Bright	37.500	39	85Eta UMa	1.8540	24000.	75	19645	No
173	GOM_NL__2PRFIN20051202_124205_000000342043_00052_19645_9038.N1	02-DEC-2005 12:42:05	Bright	34.000	180	27Gam Boo	3.0400	8000.0	68	19645	No
174	GOM_NL__2PRFIN20051202_124507_000000342043_00052_19645_9039.N1	02-DEC-2005 12:45:07	Bright	34.000	83		2.3780	11000.	68	19645	No
175	GOM_NL__2PRFIN20051202_124739_000000352043_00052_19645_9040.N1	02-DEC-2005 12:47:39	Bright	35.000	3	16Alp Boo	-0.050000	4250.0	70	19645	No
176	GOM_NL__2PRFIN20051202_125706_000000432043_00052_19645_9041.N1	02-DEC-2005 12:57:06	Bright	42.500	15	67Alp Vir	0.97600	28000.	85	19645	No
177	GOM_NL__2PRFIN20051202_130031_000000422043_00052_19645_9042.N1	02-DEC-2005 13:00:31	Tw_i_and_stray	41.500	169	46Gam Hya	2.9910	4700.0	83	19645	No
178	GOM_NL__2PRFIN20051202_130400_000000402043_00052_19645_9043.N1	02-DEC-2005 13:04:00	Dark	40.000	123	lot Cen	2.7500	10200.	80	19645	No
179	GOM_NL__2PRFIN20051202_130608_000000382043_00052_19645_9044.N1	02-DEC-2005 13:06:08	Dark	37.500	95	Zet Cen	2.5450	26000.	75	19645	No
180	GOM_NL__2PRFIN20051202_130802_000000412043_00052_19645_9045.N1	02-DEC-2005 13:08:02	Dark	41.000	64	Gam Cen	2.2000	10600.	82	19645	No
181	GOM_NL__2PRFIN20051202_131023_000000382043_00052_19645_9046.N1	02-DEC-2005 13:10:23	Dark	37.500	20	Bet Cru	1.2530	30000.	75	19645	No
182	GOM_NL__2PRFIN20051202_131135_000000482043_00053_19646_9024.N1	02-DEC-2005 13:11:35	Dark	47.500	12	Alp1Cru	0.77500	30000.	95	19646	No
183	GOM_NL__2PRFIN20051202_131706_000000382043_00053_19646_9025.N1	02-DEC-2005 13:17:06	Dark	37.500	29	Bet Car	1.6720	10200.	75	19646	No
184	GOM_NL__2PRFIN20051202_133133_000000392043_00053_19646_9026.N1	02-DEC-2005 13:31:33	Straylight	39.000	157	The1Eri	2.9060	9300.0	78	19646	No
185	GOM_NL__2PRFIN20051202_133827_000000422043_00053_19646_9027.N1	02-DEC-2005 13:38:27	Straylight	41.500	165	34Gam Eri	2.9500	3200.0	83	19646	No
186	GOM_NL__2PRFIN20051202_134348_000000422043_00053_19646_9028.N1	02-DEC-2005 13:43:48	Tw_i_and_stray	42.000	94	92Alp Cet	2.5260	3100.0	84	19646	No
187	GOM_NL__2PRFIN20051202_134945_000000392043_00053_19646_9029.N1	02-DEC-2005 13:49:45	Bright	38.500	50	13Alp Ari	2.0070	4250.0	77	19646	No
188	GOM_NL__2PRFIN20051202_135250_000000352043_00053_19646_9030.N1	02-DEC-2005 13:52:50	Bright	34.500	173	4Bet Tri	3.0040	8900.0	69	19646	No
189	GOM_NL__2PRFIN20051202_135410_000000362043_00053_19646_9031.N1	02-DEC-2005 13:54:10	Bright	35.500	79	26Bet Per	2.3100	13100.	71	19646	No
190	GOM_NL__2PRFIN20051202_135645_000000382043_00053_19646_9032.N1	02-DEC-2005 13:56:45	Bright	37.500	35	33Alp Per	1.7950	6250.0	75	19646	No
191	GOM_NL__2PRFIN20051202_140008_000000362043_00053_19646_9033.N1	02-DEC-2005 14:00:08	Bright	35.500	110	37Del Cas	2.6780	8900.0	71	19646	No
192	GOM_NL__2PRFIN20051202_140747_000000352043_00053_19646_9034.N1	02-DEC-2005 14:07:47	Bright	34.500	49	1Alp UMi	1.9900	6300.0	69	19646	No
193	GOM_NL__2PRFIN20051202_141228_000000352043_00053_19646_9035.N1	02-DEC-2005 14:12:28	Bright	34.500	60	7Bet UMi	2.0810	3950.0	69	19646	No
194	GOM_NL__2PRFIN20051202_141509_000000342043_00053_19646_9036.N1	02-DEC-2005 14:15:09	Bright	34.000	119	14Eta Dra	2.7270	4700.0	68	19646	No
195	GOM_NL__2PRFIN20051202_141945_000000372043_00053_19646_9037.N1	02-DEC-2005 14:19:45	Bright	36.500	39	85Eta UMa	1.8540	24000.	73	19646	No
196	GOM_NL__2PRFIN20051202_142241_000000342043_00053_19646_9038.N1	02-DEC-2005 14:22:41	Bright	34.000	180	27Gam Boo	3.0400	8000.0	68	19646	No
197	GOM_NL__2PRFIN20051202_142543_000000342043_00053_19646_9039.N1	02-DEC-2005 14:25:43	Bright	34.000	83		2.3780	11000.	68	19646	No
198	GOM_NL__2PRFIN20051202_142815_000000372043_00053_19646_9040.N1	02-DEC-2005 14:28:15	Bright	37.000	3	16Alp Boo	-0.050000	4250.0	74	19646	No
199	GOM_NL__2PRFIN20051202_143742_000000392043_00053_19646_9041.N1	02-DEC-2005 14:37:42	Bright	39.000	15	67Alp Vir	0.97600	28000.	78	19646	No
200	GOM_NL__2PRFIN20051202_144107_000000412043_00053_19646_9042.N1	02-DEC-2005 14:41:07	Tw_i_and_stray	41.000	169	46Gam Hya	2.9910	4700.0	82	19646	No
201	GOM_NL__2PRFIN20051202_144436_000000372043_00053_19646_9043.N1	02-DEC-2005 14:44:36	Dark	37.000	123	lot Cen	2.7500	10200.	74	19646	No
202	GOM_NL__2PRFIN20051202_144644_000000382043_00053_19646_9044.N1	02-DEC-2005 14:46:44	Dark	38.000	95	Zet Cen	2.5450	26000.	76	19646	No
203	GOM_NL__2PRFIN20051202_144838_000000392043_00053_19646_9045.N1	02-DEC-2005 14:48:38	Dark	39.000	64	Gam Cen	2.2000	10600.	78	19646	No
204	GOM_NL__2PRFIN20051202_145100_000000382043_00053_19646_9046.N1	02-DEC-2005 14:51:00	Dark	38.000	20	Bet Cru	1.2530	30000.	76	19646	No
205	GOM_NL__2PRFIN20051202_145211_000000372043_00054_19647_9024.N1	02-DEC-2005 14:52:11	Dark	37.000	12	Alp1Cru	0.77500	30000.	74	19647	No
206	GOM_NL__2PRFIN20051202_145743_000000392043_00054_19647_9025.N1	02-DEC-2005 14:57:43	Dark	38.500	29	Bet Car	1.6720	10200.	77	19647	No
207	GOM_NL__2PRFIN20051202_151209_000000392043_00054_19647_9026.N1	02-DEC-2005 15:12:09	Straylight	39.000	157	The1Eri	2.9060	9300.0	78	19647	No
208	GOM_NL__2PRFIN20051202_151903_000000442043_00054_19647_9027.N1	02-DEC-2005 15:19:03	Straylight	44.000	165	34Gam Eri	2.9500	3200.0	88	19647	No
209	GOM_NL__2PRFIN20051202_152425_000000432043_00054_19647_9028.N1	02-DEC-2005 15:24:25	Tw_i_and_stray	42.500	94	92Alp Cet	2.5260	3100.0	85	19647	No
210	GOM_NL__2PRFIN20051202_153021_000000392043_00054_19647_9029.N1	02-DEC-2005 15:30:21	Bright	39.000	50	13Alp Ari	2.0070	4250.0	78	19647	No
211	GOM_NL__2PRFIN20051202_153326_000000352043_00054_19647_9030.N1	02-DEC-2005 15:33:26	Bright	34.500	173	4Bet Tri	3.0040	8900.0	69	19647	No
212	GOM_NL__2PRFIN20051202_153446_000000372043_00054_19647_9031.N1	02-DEC-2005 15:34:46	Bright	36.500	79	26Bet Per	2.3100	13100.	73	19647	No
213	GOM_NL__2PRFIN20051202_153721_000000372043_00054_19647_9032.N1	02-DEC-2005 15:37:21	Bright	37.000	35	33Alp Per	1.7950	6250.0	74	19647	No
214	GOM_NL__2PRFIN20051202_154044_000000362043_00054_19647_9033.N1	02-DEC-2005 15:40:44	Bright	35.500	110	37Del Cas	2.6780	8900.0	71	19647	No
215	GOM_NL__2PRFIN20051202_154823_000000362043_00054_19647_9034.N1	02-DEC-2005 15:48:23	Bright	35.500	49	1Alp UMi	1.9900	6300.0	71	19647	No
216	GOM_NL__2PRFIN20051202_155304_000000372043_00054_19647_9035.N1	02-DEC-2005 15:53:04	Bright	37.000	60	7Bet UMi	2.0810	3950.0	74	19647	No
217	GOM_NL__2PRFIN20051202_155546_000000362043_00054_19647_9036.N1	02-DEC-2005 15:55:46	Bright	35.500	119	14Eta Dra	2.7270	4700.0	71	19647	No
218	GOM_NL__2PRFIN20051202_160021_000000362043_00054_19647_9037.N1	02-DEC-2005 16:00:21	Bright	36.000	39	85Eta UMa	1.8540	24000.	72	19647	No
219	GOM_NL__2PRFIN20051202_160317_000000322043_00054_19647_9038.N1	02-DEC-2005 16:03:17	Bright	31.500	180	27Gam Boo	3.0400	8000.0	63	19647	No

279	GOM_NL__2PRFIN20051202_203515_000000352043_00057_19650_9029.N1	02-DEC-2005 20:35:15	Bright	34.500	173	4Bet Tri	3.0040	8900.0	69	19650	No
280	GOM_NL__2PRFIN20051202_203633_000000352043_00057_19650_9030.N1	02-DEC-2005 20:36:33	Bright	34.500	79	26Bet Per	2.3100	13100.	69	19650	No
281	GOM_NL__2PRFIN20051202_203908_000000372043_00057_19650_9031.N1	02-DEC-2005 20:39:08	Bright	37.000	35	33Alp Per	1.7950	6250.0	74	19650	No
282	GOM_NL__2PRFIN20051202_204233_000000352043_00057_19650_9032.N1	02-DEC-2005 20:42:33	Bright	35.000	110	37Del Cas	2.6780	8900.0	70	19650	No
283	GOM_NL__2PRFIN20051202_205011_000000362043_00057_19650_9033.N1	02-DEC-2005 20:50:11	Bright	35.500	49	1Alp UMi	1.9900	6300.0	71	19650	No
284	GOM_NL__2PRFIN20051202_205452_000000332043_00057_19650_9034.N1	02-DEC-2005 20:54:52	Bright	32.500	60	7Bet UMi	2.0810	3950.0	65	19650	No
285	GOM_NL__2PRFIN20051202_205734_000000362043_00057_19650_9035.N1	02-DEC-2005 20:57:34	Bright	36.000	119	14Eta Dra	2.7270	4700.0	72	19650	No
286	GOM_NL__2PRFIN20051202_210209_000000282043_00057_19650_9036.N1	02-DEC-2005 21:02:09	Bright	28.000	39	85Eta UMa	1.8540	24000.	56	19650	No
287	GOM_NL__2PRFIN20051202_210506_000000522043_00057_19650_9037.N1	02-DEC-2005 21:05:06	Bright	52.000	180	27Gam Boo	3.0400	8000.0	104	19650	No
288	GOM_NL__2PRFIN20051202_210807_000000352043_00057_19650_9038.N1	02-DEC-2005 21:08:07	Bright	35.000	83		2.3780	11000.	70	19650	No
289	GOM_NL__2PRFIN20051202_211040_000000352043_00057_19650_9039.N1	02-DEC-2005 21:10:40	Bright	34.500	3	16Alp Boo	-0.050000	4250.0	69	19650	No
290	GOM_NL__2PRFIN20051202_212008_000000552043_00057_19650_9040.N1	02-DEC-2005 21:20:08	Bright	55.000	15	67Alp Vir	0.97600	28000.	110	19650	No
291	GOM_NL__2PRFIN20051202_212333_000000442043_00057_19650_9041.N1	02-DEC-2005 21:23:33	Twi_and_stray	43.500	169	46Gam Hya	2.9910	4700.0	87	19650	No
292	GOM_NL__2PRFIN20051202_212702_000000392043_00057_19650_9042.N1	02-DEC-2005 21:27:02	Dark	39.000	123	1ot Cen	2.7500	10200.	78	19650	No
293	GOM_NL__2PRFIN20051202_212908_000000372043_00057_19650_9043.N1	02-DEC-2005 21:29:08	Dark	37.000	95	Zet Cen	2.5450	26000.	74	19650	No
294	GOM_NL__2PRFIN20051202_213104_000000382043_00057_19650_9044.N1	02-DEC-2005 21:31:04	Dark	38.000	64	Gam Cen	2.2000	10600.	76	19650	No
295	GOM_NL__2PRFIN20051202_214008_000000392043_00058_19651_8971.N1	02-DEC-2005 21:40:08	Dark	39.000	29	Bet Car	1.6720	10200.	78	19651	No
296	GOM_NL__2PRFIN20051202_220127_000000442043_00058_19651_8972.N1	02-DEC-2005 22:01:27	Straylight	43.500	165	34Gam Eri	2.9500	3200.0	87	19651	No
297	GOM_NL__2PRFIN20051202_220649_000000452043_00058_19651_8973.N1	02-DEC-2005 22:06:49	Twi_and_stray	44.500	94	92Alp Cet	2.5260	3100.0	89	19651	No
298	GOM_NL__2PRFIN20051202_221246_000000392043_00058_19651_8974.N1	02-DEC-2005 22:12:46	Bright	39.000	50	13Alp Ari	2.0070	4250.0	78	19651	No
299	GOM_NL__2PRFIN20051202_221551_000000352043_00058_19651_8975.N1	02-DEC-2005 22:15:51	Bright	35.000	173	4Bet Tri	3.0040	8900.0	70	19651	No
300	GOM_NL__2PRFIN20051202_221709_000000372043_00058_19651_8976.N1	02-DEC-2005 22:17:09	Bright	36.500	79	26Bet Per	2.3100	13100.	73	19651	No
301	GOM_NL__2PRFIN20051202_221944_000000362043_00058_19651_8977.N1	02-DEC-2005 22:19:44	Bright	36.000	35	33Alp Per	1.7950	6250.0	72	19651	No
302	GOM_NL__2PRFIN20051202_222309_000000352043_00058_19651_8978.N1	02-DEC-2005 22:23:09	Bright	35.000	110	37Del Cas	2.6780	8900.0	70	19651	No
303	GOM_NL__2PRFIN20051202_223047_000000362043_00058_19651_8979.N1	02-DEC-2005 22:30:47	Bright	35.500	49	1Alp UMi	1.9900	6300.0	71	19651	No
304	GOM_NL__2PRFIN20051202_223528_000000372043_00058_19651_8980.N1	02-DEC-2005 22:35:28	Bright	37.000	60	7Bet UMi	2.0810	3950.0	74	19651	No
305	GOM_NL__2PRFIN20051202_223810_000000352043_00058_19651_8981.N1	02-DEC-2005 22:38:10	Bright	35.000	119	14Eta Dra	2.7270	4700.0	70	19651	No
306	GOM_NL__2PRFIN20051202_224245_000000282043_00058_19651_8982.N1	02-DEC-2005 22:42:45	Bright	28.000	39	85Eta UMa	1.8540	24000.	56	19651	No
307	GOM_NL__2PRFIN20051202_224542_000000352043_00058_19651_8983.N1	02-DEC-2005 22:45:42	Bright	35.000	180	27Gam Boo	3.0400	8000.0	70	19651	No
308	GOM_NL__2PRFIN20051202_224843_000000372043_00058_19651_8984.N1	02-DEC-2005 22:48:43	Bright	36.500	83		2.3780	11000.	73	19651	No
309	GOM_NL__2PRFIN20051202_225116_000000342043_00058_19651_8985.N1	02-DEC-2005 22:51:16	Bright	34.000	3	16Alp Boo	-0.050000	4250.0	68	19651	No
310	GOM_NL__2PRFIN20051202_230044_000000552043_00058_19651_8986.N1	02-DEC-2005 23:00:44	Bright	55.000	15	67Alp Vir	0.97600	28000.	110	19651	No
311	GOM_NL__2PRFIN20051202_230409_000000432043_00058_19651_8987.N1	02-DEC-2005 23:04:09	Twi_and_stray	42.500	169	46Gam Hya	2.9910	4700.0	85	19651	No
312	GOM_NL__2PRFIN20051202_230944_000000382043_00058_19651_8988.N1	02-DEC-2005 23:09:44	Dark	37.500	95	Zet Cen	2.5450	26000.	75	19651	No
313	GOM_NL__2PRFIN20051202_231140_000000422043_00058_19651_8989.N1	02-DEC-2005 23:11:40	Dark	41.500	64	Gam Cen	2.2000	10600.	83	19651	No
314	GOM_NL__2PRFIN20051202_232044_000000382043_00059_19652_8971.N1	02-DEC-2005 23:20:44	Dark	37.500	29	Bet Car	1.6720	10200.	75	19652	No
315	GOM_NL__2PRFIN20051202_234203_000000442043_00059_19652_8972.N1	02-DEC-2005 23:42:03	Straylight	44.000	165	34Gam Eri	2.9500	3200.0	88	19652	No
316	GOM_NL__2PRFIN20051202_234725_000000432043_00059_19652_8973.N1	02-DEC-2005 23:47:25	Twi_and_stray	42.500	94	92Alp Cet	2.5260	3100.0	85	19652	No
317	GOM_NL__2PRFIN20051202_235322_000000392043_00059_19652_8974.N1	02-DEC-2005 23:53:22	Bright	38.500	50	13Alp Ari	2.0070	4250.0	77	19652	No
318	GOM_NL__2PRFIN20051202_235627_000000352043_00059_19652_8975.N1	02-DEC-2005 23:56:27	Bright	34.500	173	4Bet Tri	3.0040	8900.0	69	19652	No
319	GOM_NL__2PRFIN20051202_235745_000000372043_00059_19652_8976.N1	02-DEC-2005 23:57:45	Bright	36.500	79	26Bet Per	2.3100	13100.	73	19652	No

3. Quality information per product

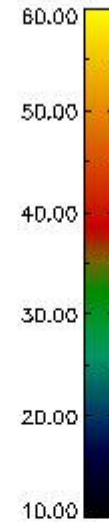
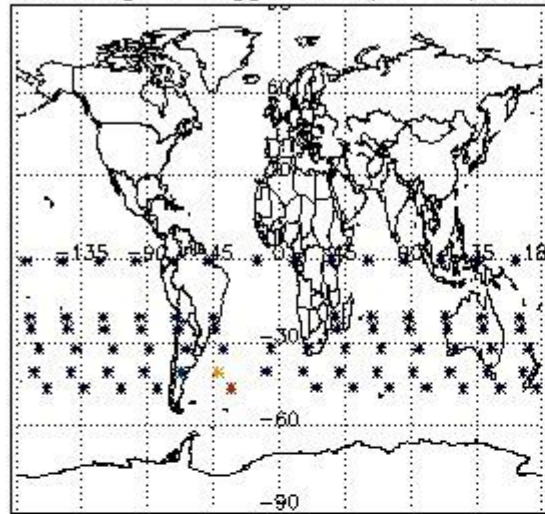
In this section it is plotted some information contained in the Quality Summary data set of the level 2 products. Only products in dark limb conditions and without errors (error flag in the MPH set to "0") are used.

3.1 Plot quality information per product (time dependant)

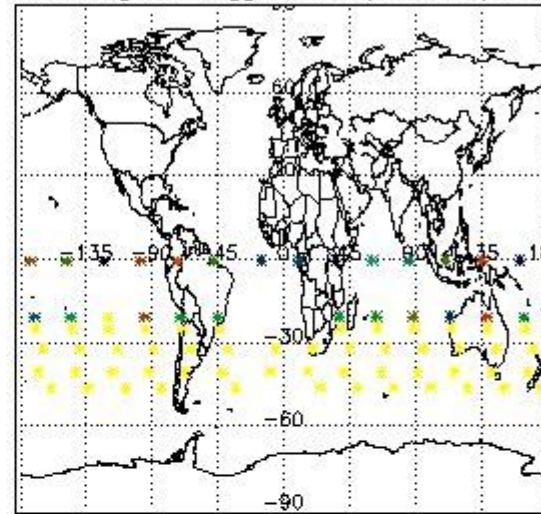


3.2 Plot quality information per product (world map)


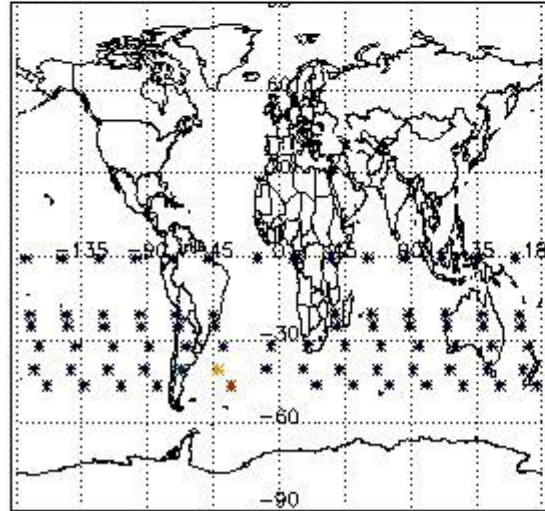
Percentage of flagged data per O3 profile



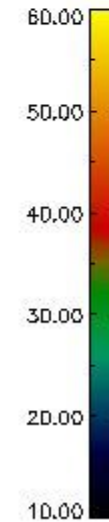
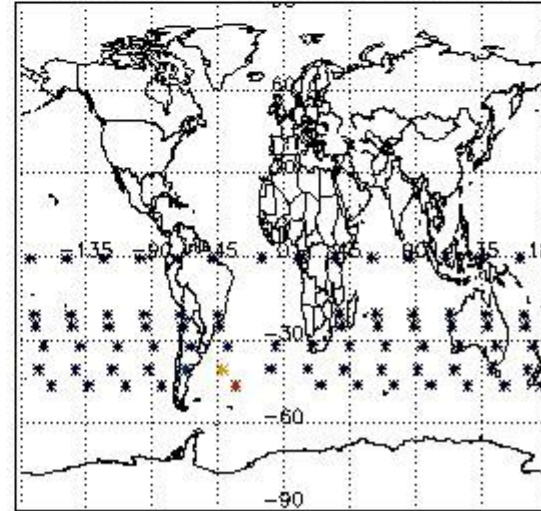
Percentage of flagged data per H2O profile



Percentage of flagged data per NO2 profile



Percentage of flagged data per NO3 profile

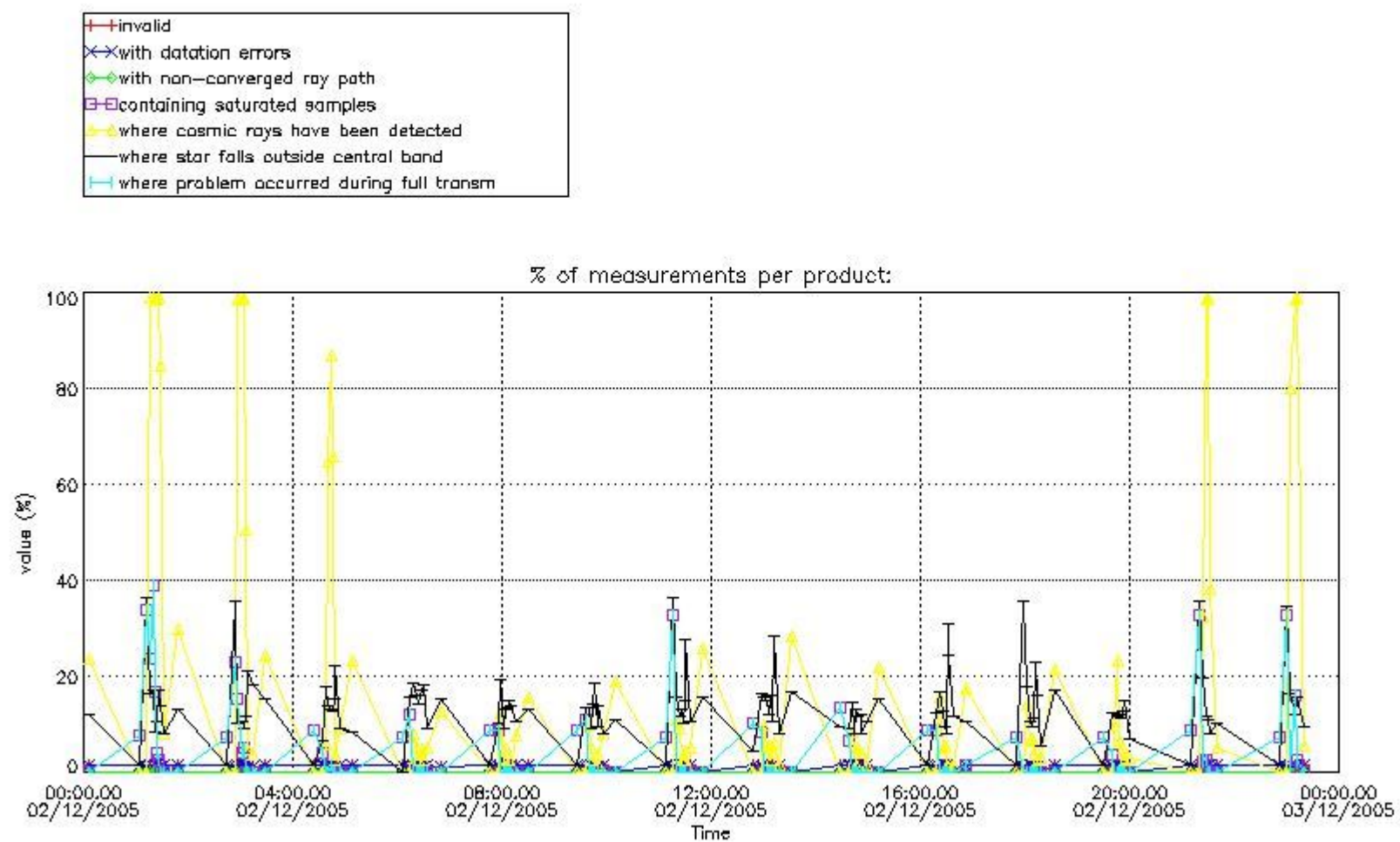


4. Level 1 quality information per product

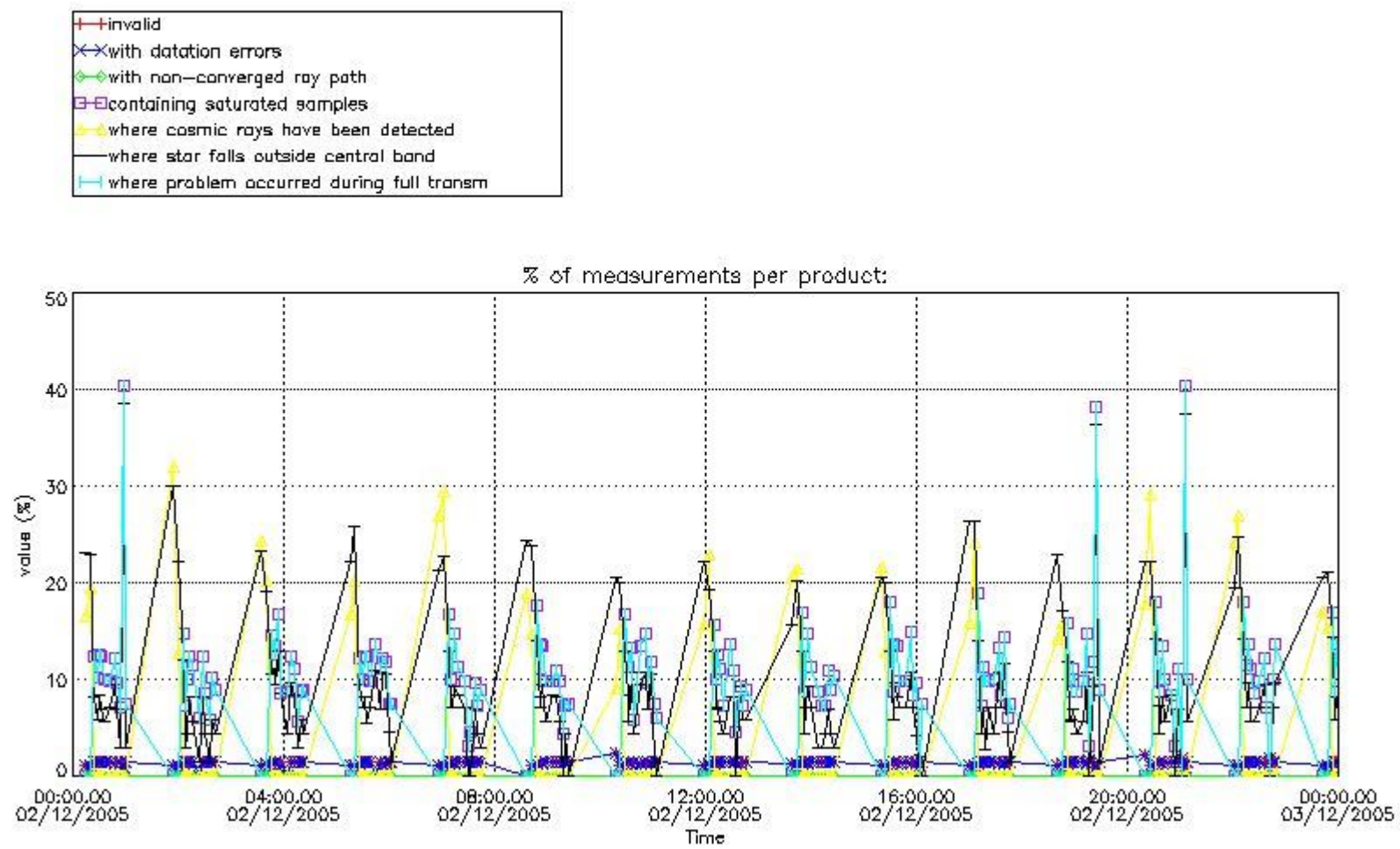
In this section it is plotted some information contained in the Quality Summary data set of the level 2 products that comes from the level 1b processing. Products without errors (error flag in the MPH set to "0") are used.

4.1 Plot quality information per product (time dependant) coming from level 1b processing

4.1.1 Plot level 1 quality information per product (time dependant): ENVISAT ASCENDING passes

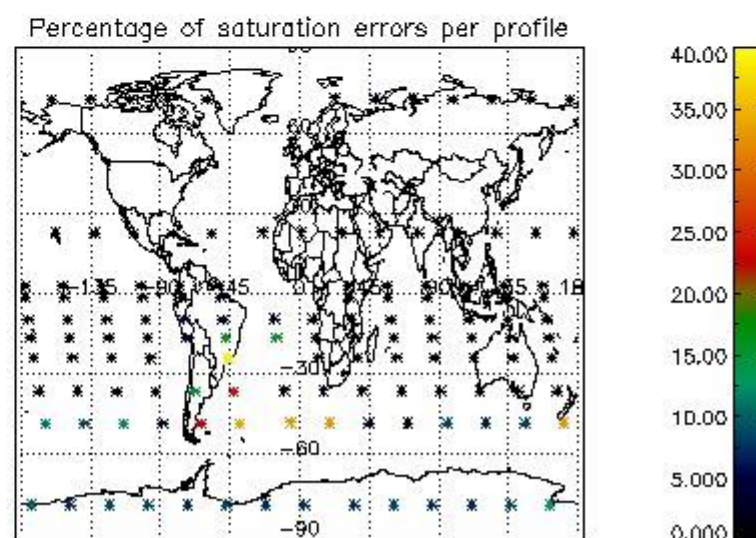
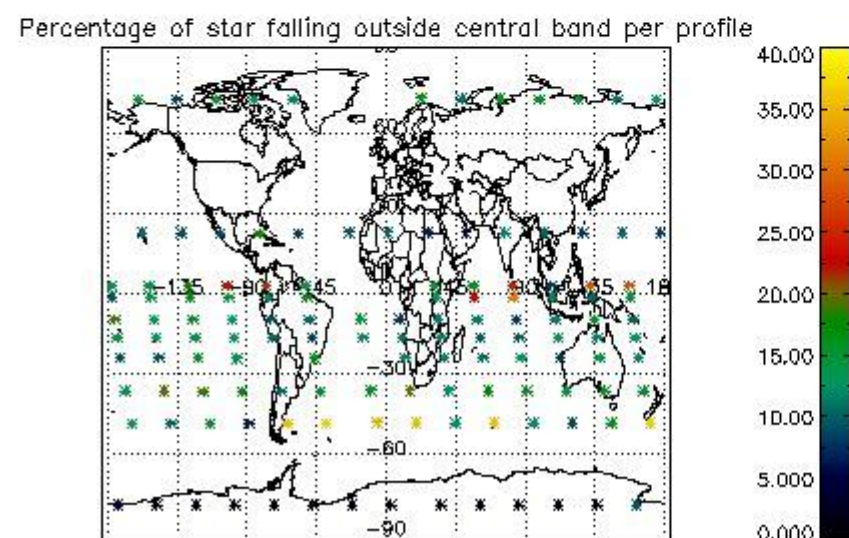
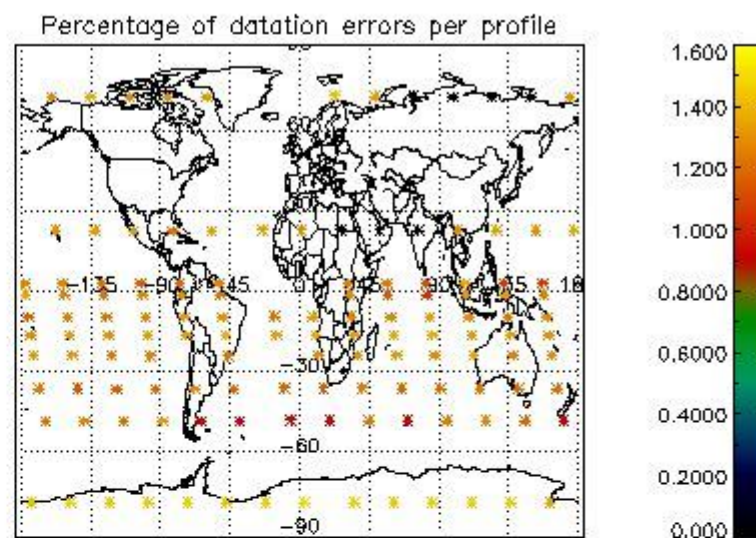
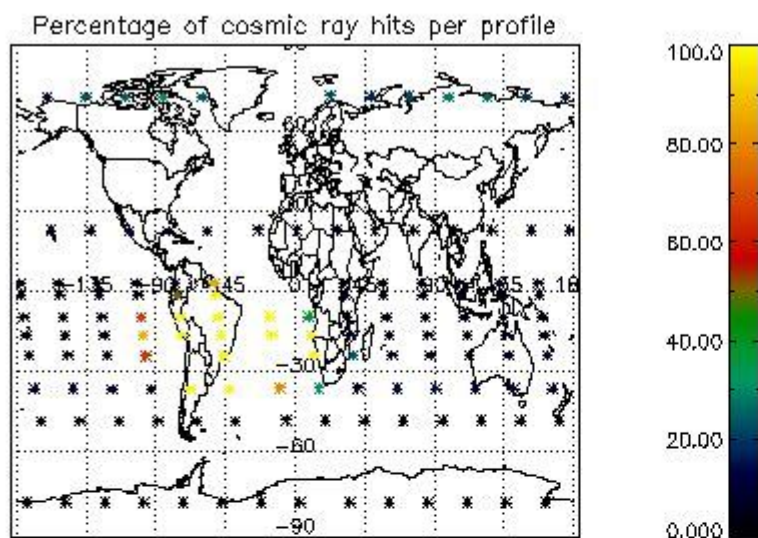


4.1.2 Plot level 1 quality information per product (time dependant): ENVI SAT DESCENDING passes

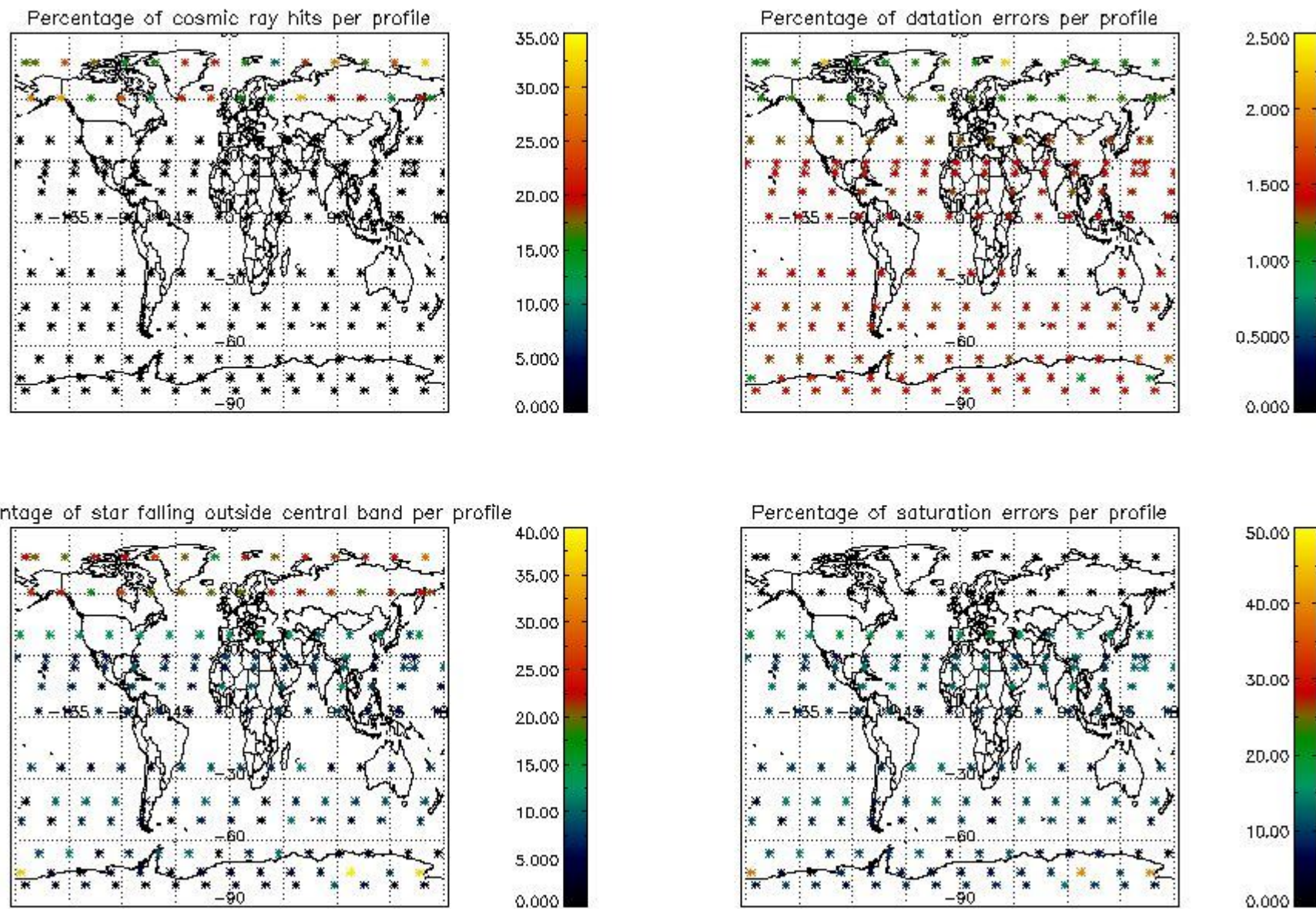


4.2 Plot quality information per product coming from level 1b processing (world map)

4.2.1 Plot level 1 quality information per product (world map): ENVISAT ASCENDING passes



4.2.2 Plot level 1 quality information per product (world map): ENVISAT DESCENDING passes



5. Trace gas profiles

5.1 Ozone statistics based on quality of products

The final quality of the products can be "measured" using the STD (Standard Deviation) attached to every point profile. This information is written to the parameter GOM_NL__2P/NL_LOCAL_SPECIES_DENSITY/o3_std of the level 2 products. The table below shows the statistics for given STD ranges.

The statistics are given with respect to the overall valid production:

- Products without fatal errors: GOM_NL__2P/MPH/PRODUCT_ERR=0
- Valid point profile: GOM_NL__2P/NL_LOCAL_SPECIES_DENSITY/pcd(0)=0

The 'Criteria' is applied to valid points of dark limb products:

- Products in dark limb illumination condition: GOM_NL__2P/NL_SUMMARY_QUALITY/obs_ill_cond=0
- Products without fatal errors: GOM_NL__2P/MPH/PRODUCT_ERR=0
- Valid point profile: GOM_NL__2P/NL_LOCAL_SPECIES_DENSITY/pcd(0)=0

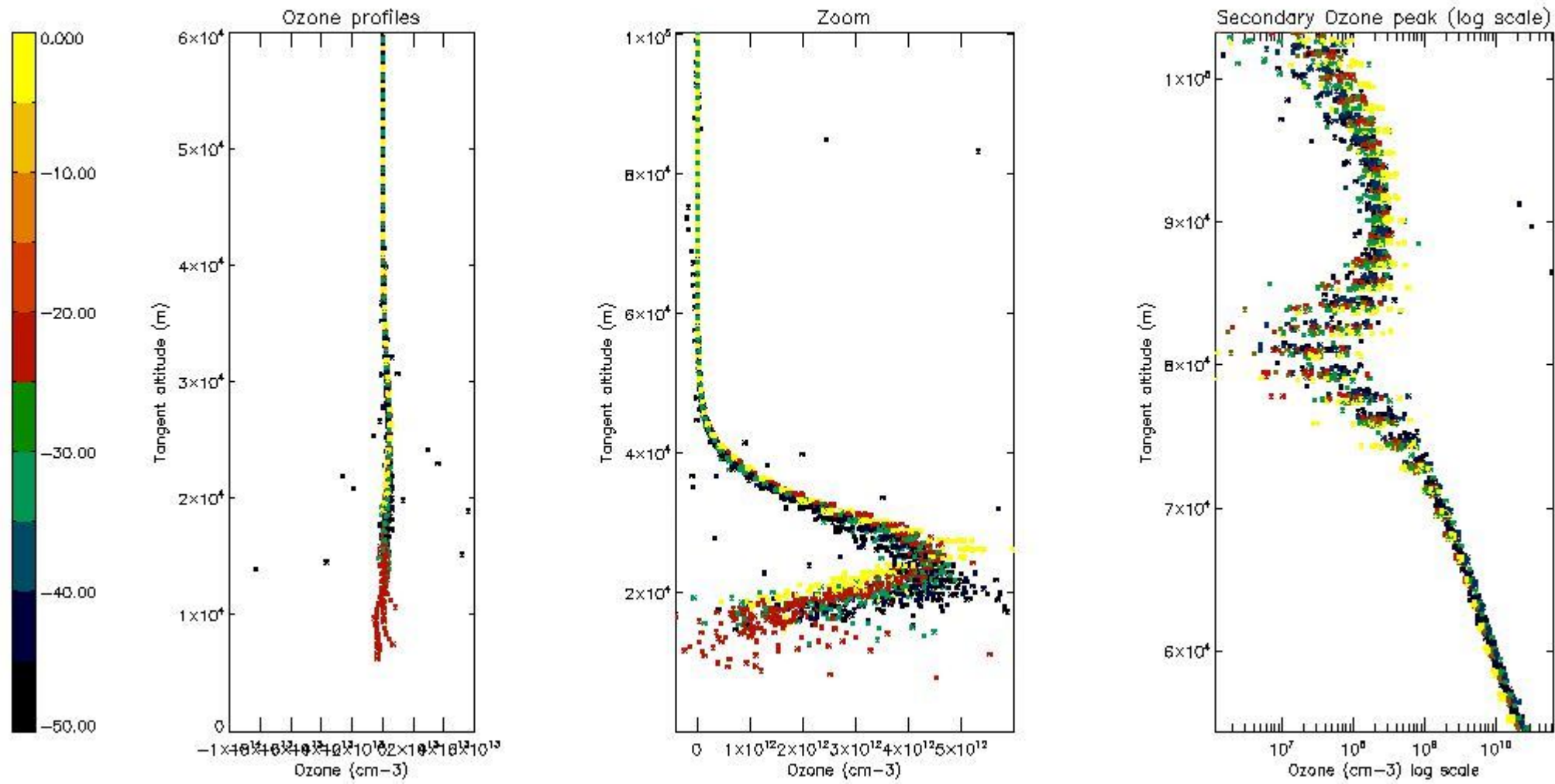
So, the table below shows the percentage of dark limb and valid observations for each criteria with respect to the overall valid daily observations.

Criteria	% of total production
All STD	26
STD < 20	17

STD < 10	15
STD < 5	10

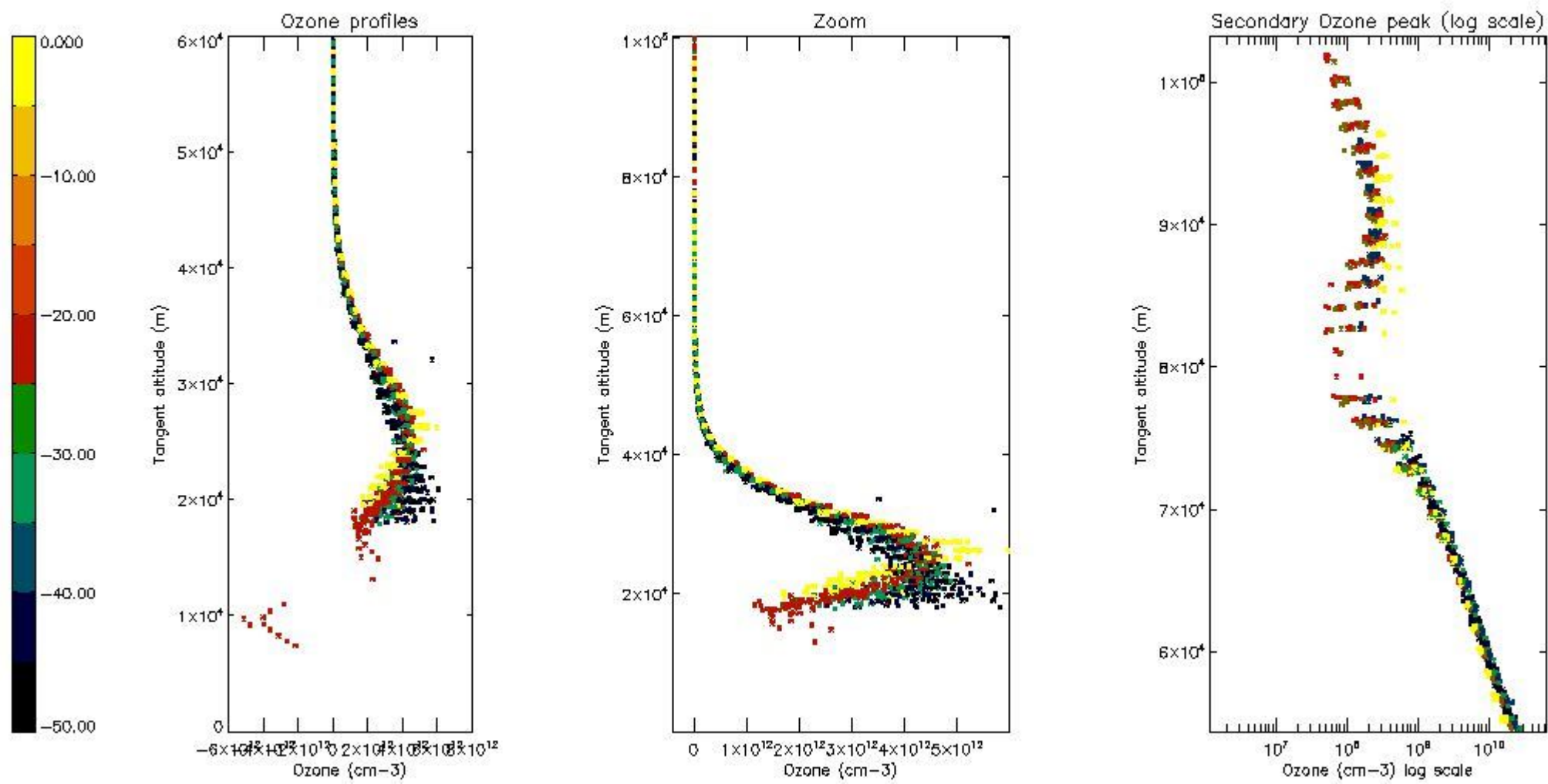
5.2 Plot ozone profiles for all STD (dark without errors)

The colorbar represents the latitude.



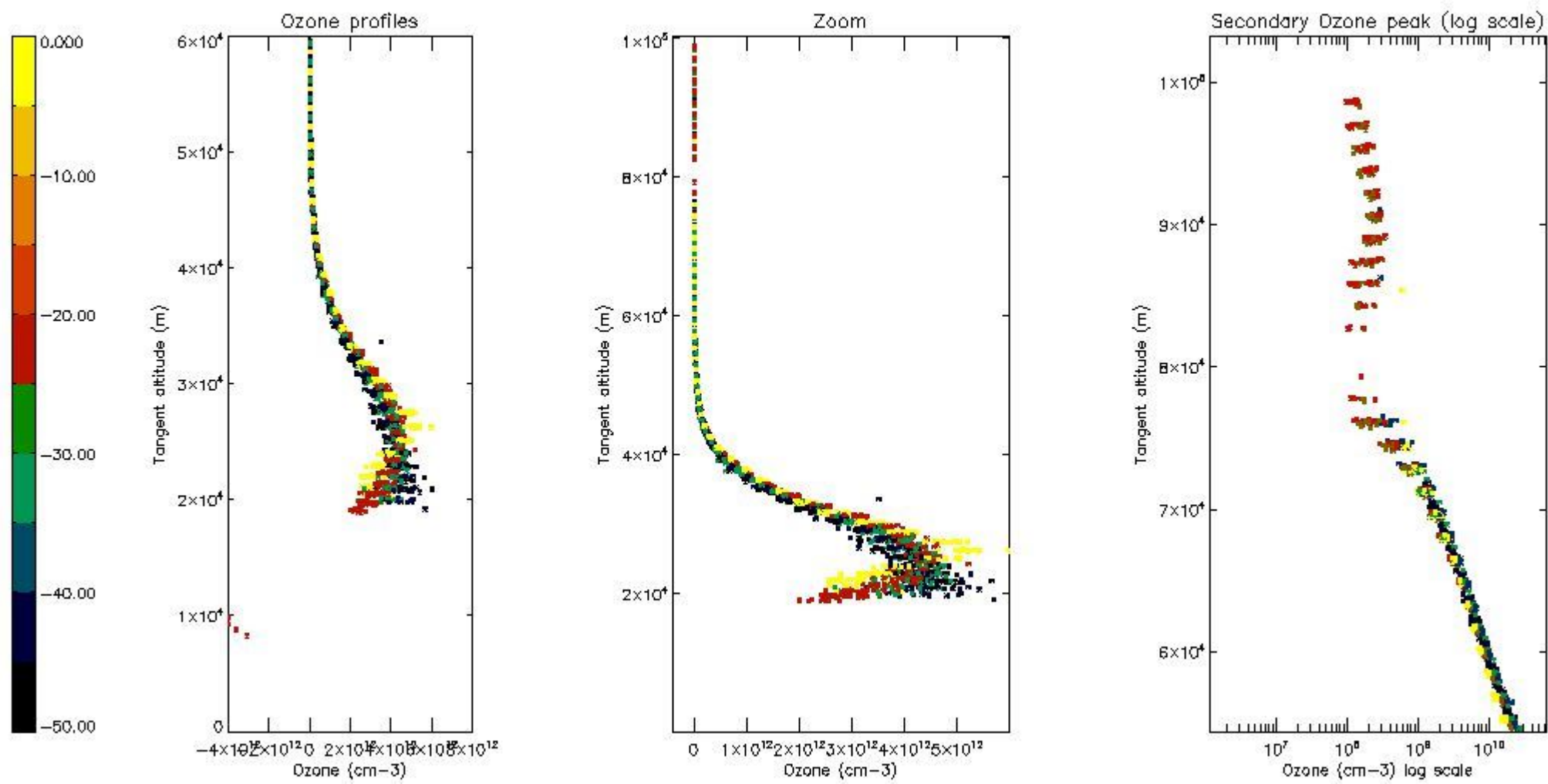
5.3 Plot ozone profiles where STD < 20% (dark without errors)

The colorbar represents the latitude.



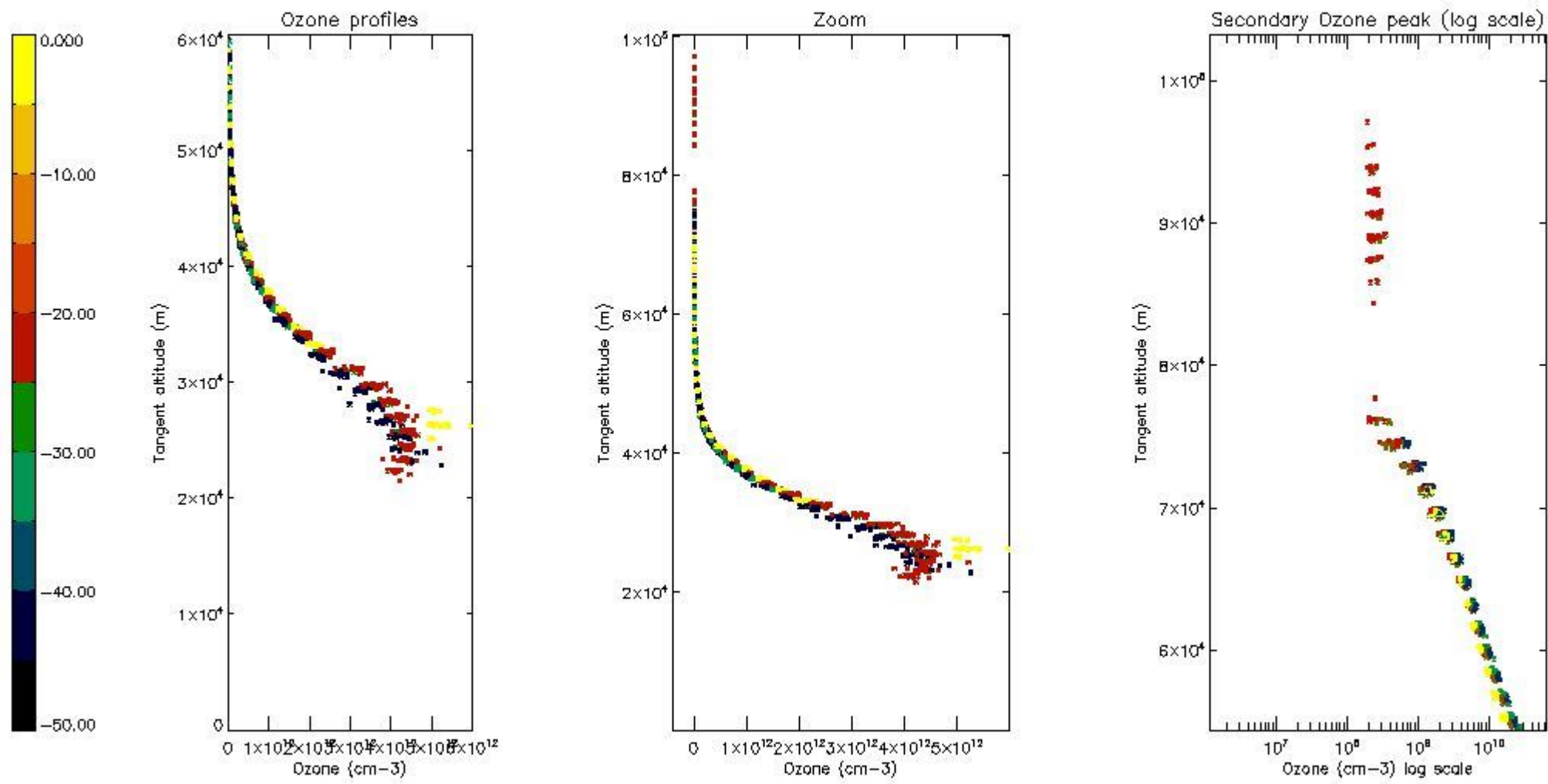
5.4 Plot ozone profiles where STD < 10% (dark without errors)

The colorbar represents the latitude.



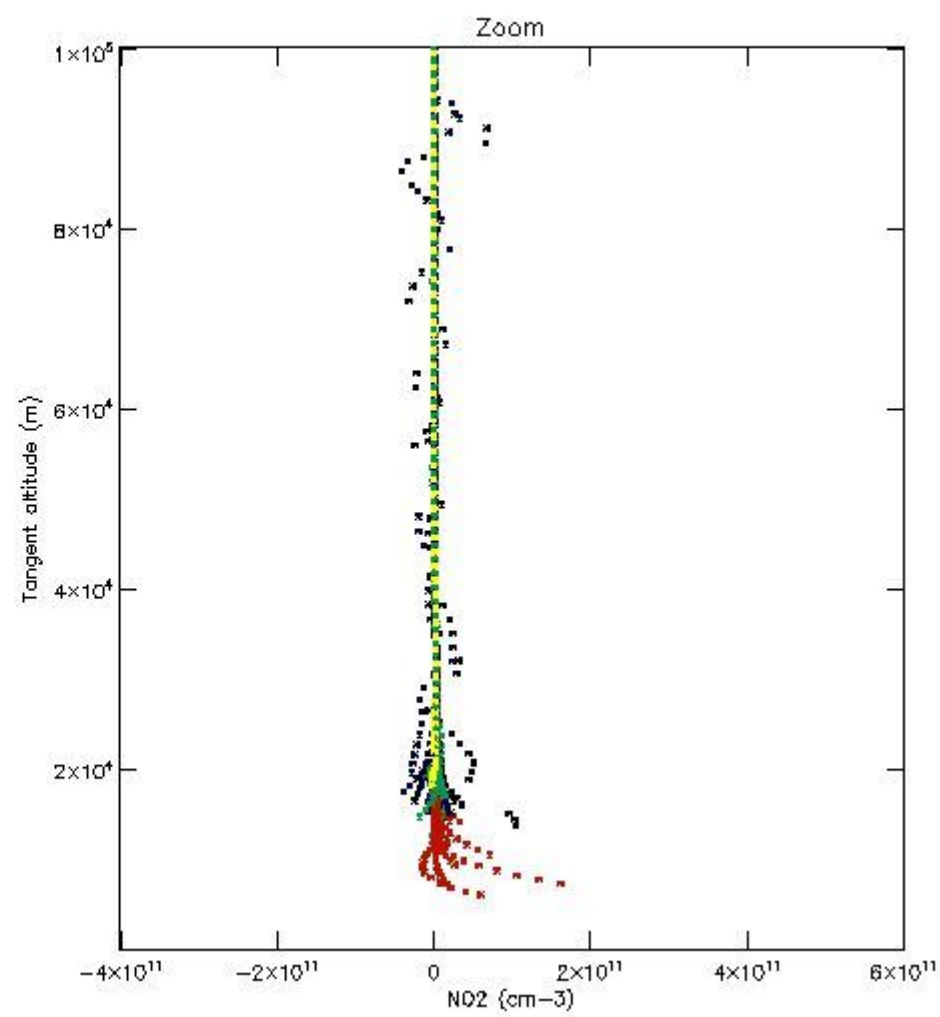
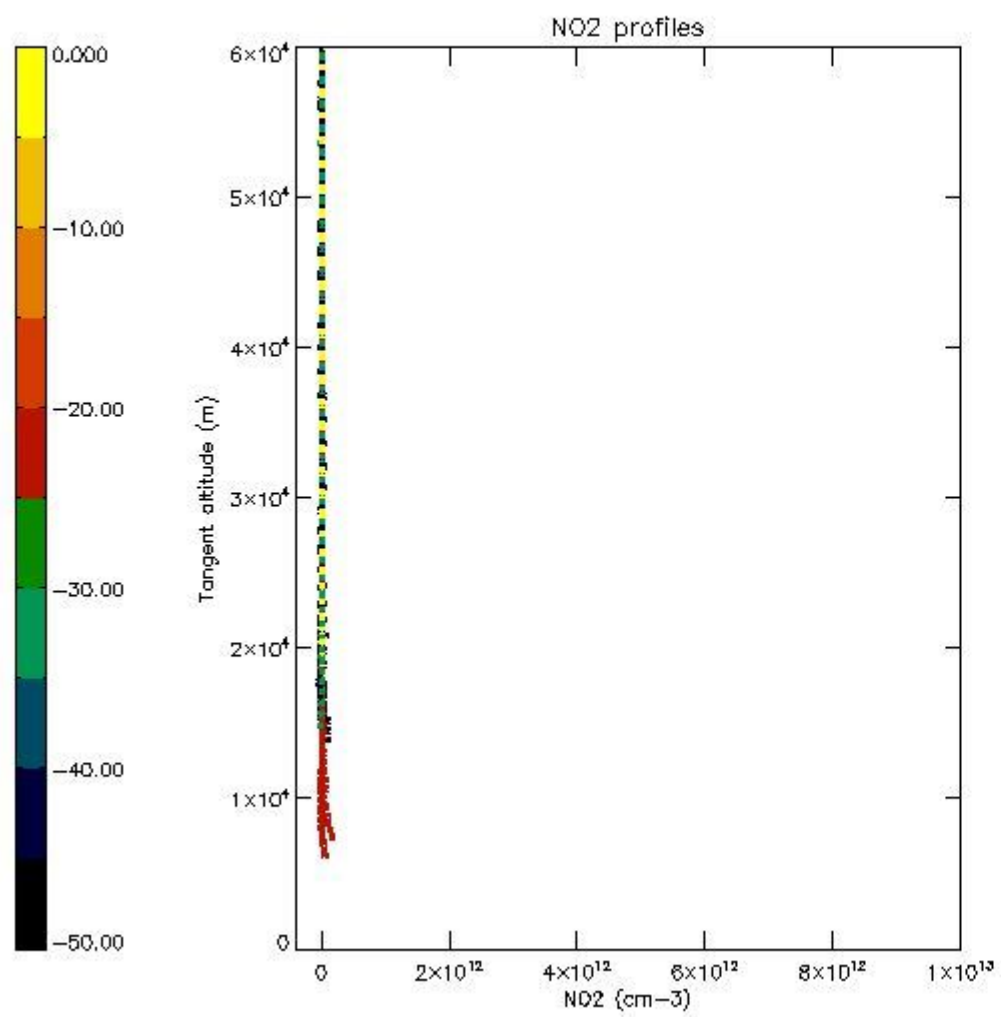
5.5 Plot ozone profiles where STD < 5% (dark without errors)

The colorbar represents the latitude.



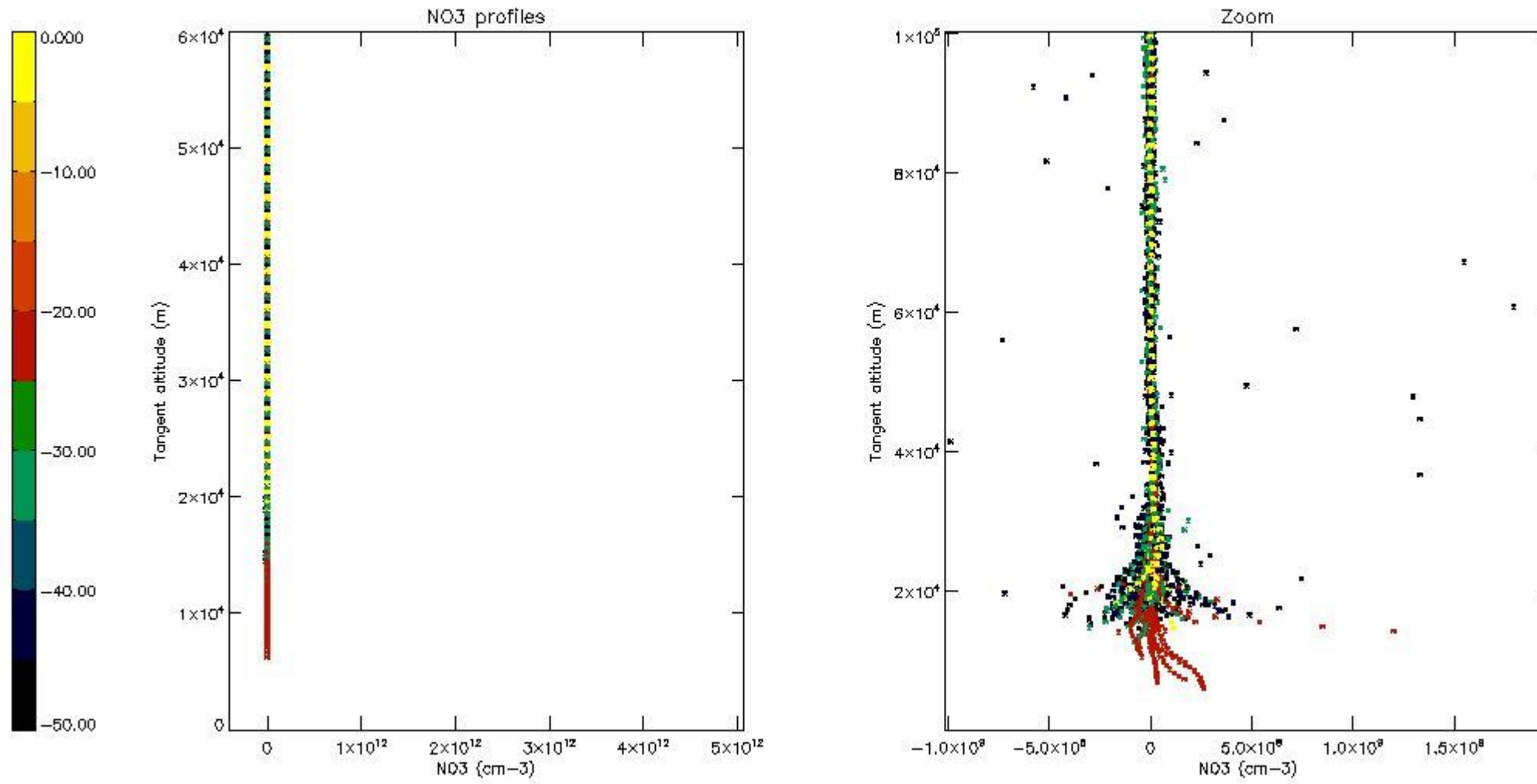
5.6 Plot NO₂ profiles for all STD (dark without errors)

The colorbar represents the latitude.



5.7 Plot NO3 profiles for all STD (dark without errors)

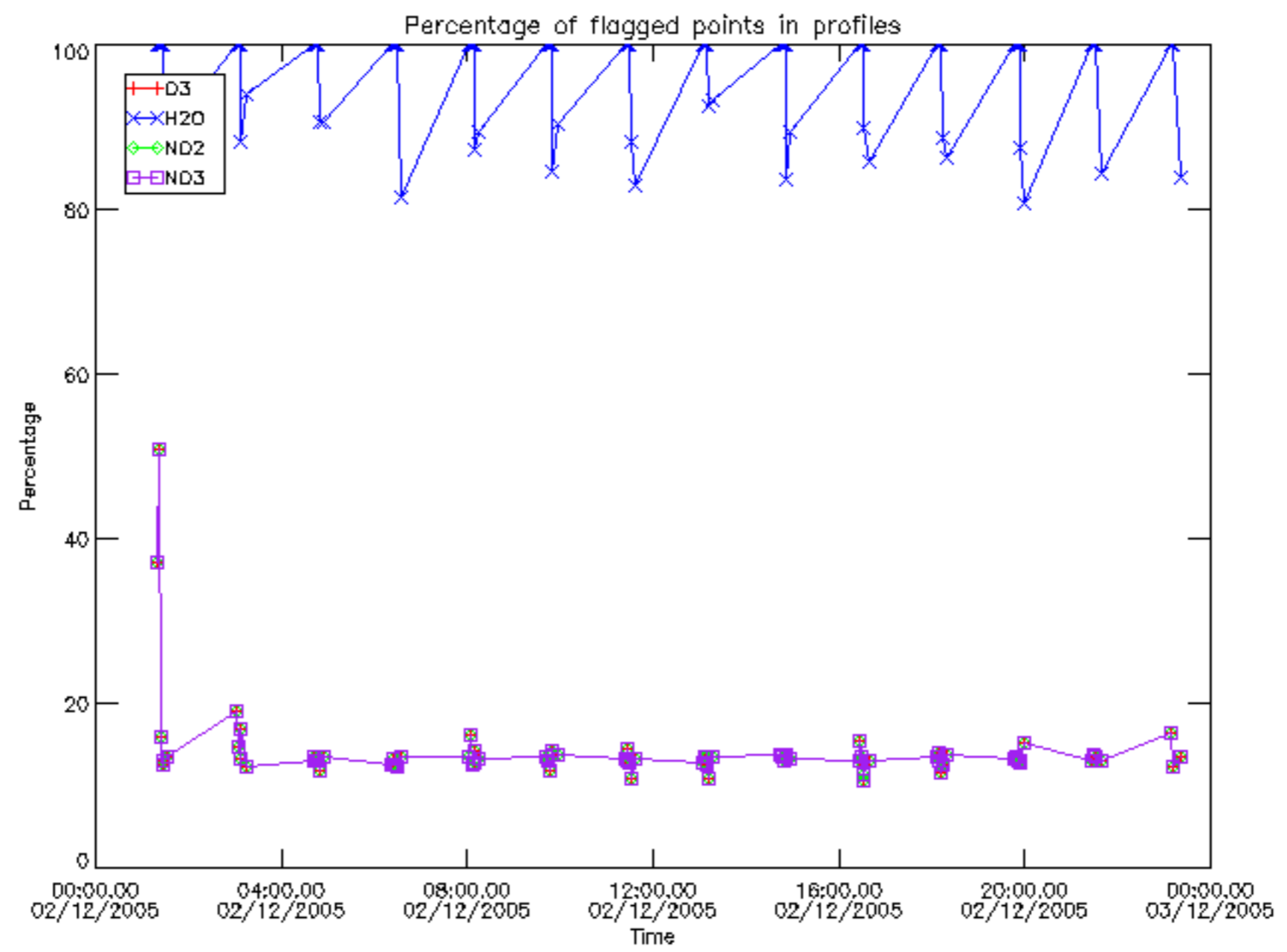
The colorbar represents the latitude.



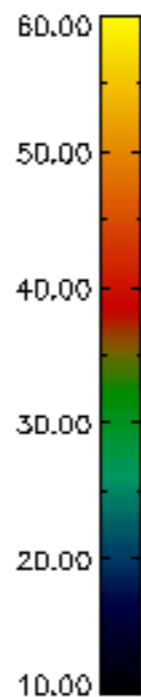
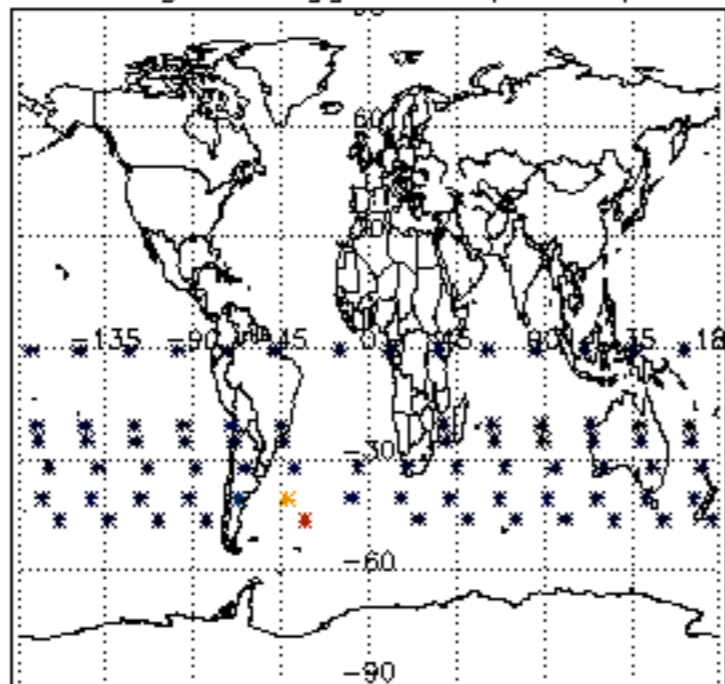
6. Auxiliary Data Files used for the production reported in section 2

The number reported in the third column indicates since which file (see list in section 2) the corresponding auxiliary file has been used. The fourth column is the date of those product files.

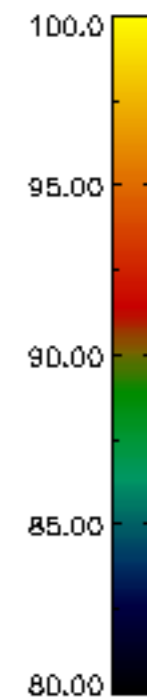
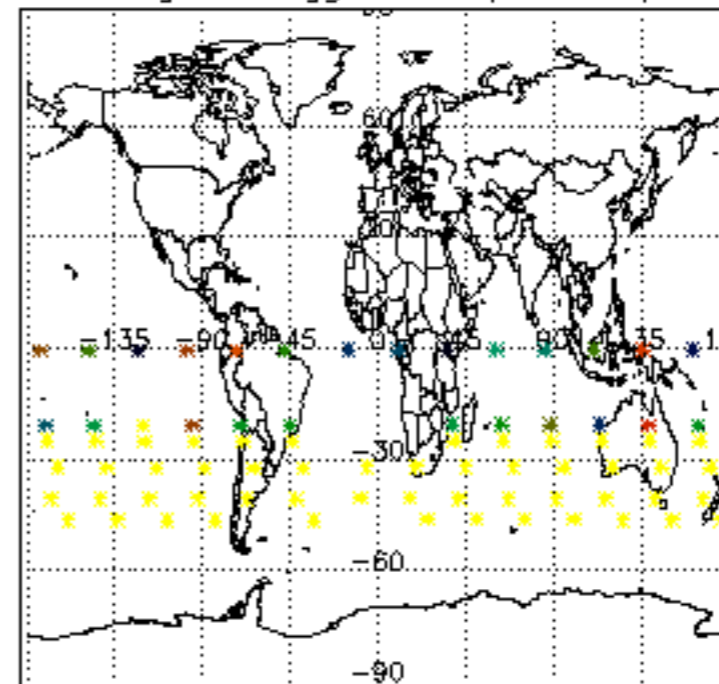
Type	Auxiliary Filename	Used since product	Used since product date
INST_PHYS_CHARACTERISTICS	GOM_INS_AXVIEC20091111_143220_20030716_120000_20500101_000000	1	02-DEC-2005 00:06:44
LEVEL-2_PROC_CONFIG	GOM_PR2_AXVIEC20091111_152718_20020301_000000_20500101_000000	1	02-DEC-2005 00:06:44
CROSS_SECTIONS_FILE	GOM_CRS_AXVIEC20091111_154832_20020301_000000_20500101_000000	1	02-DEC-2005 00:06:44



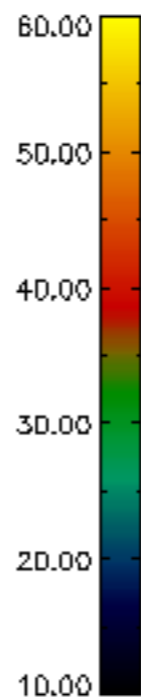
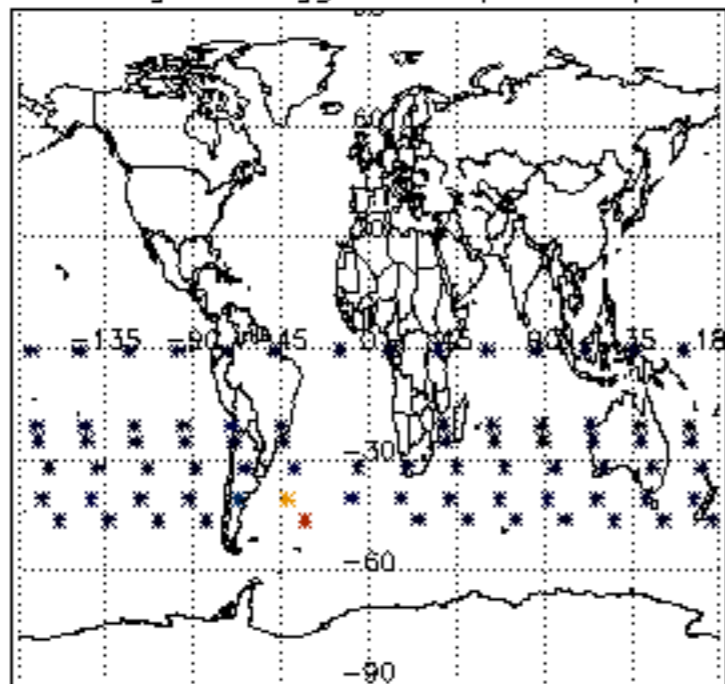
Percentage of flagged data per D3 profile



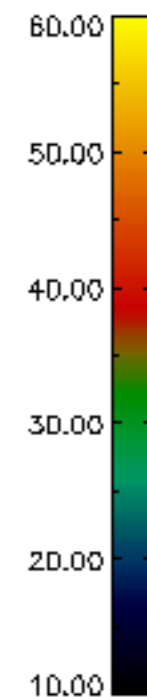
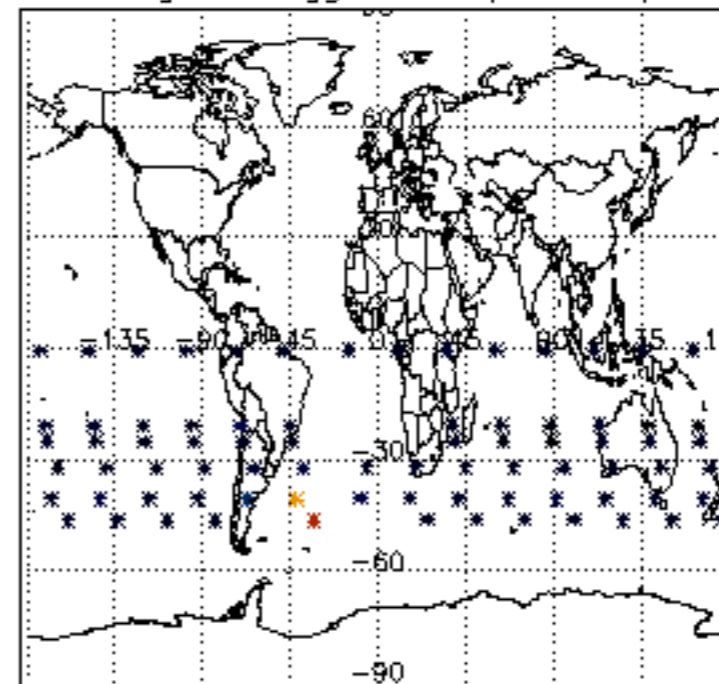
Percentage of flagged data per H2O profile

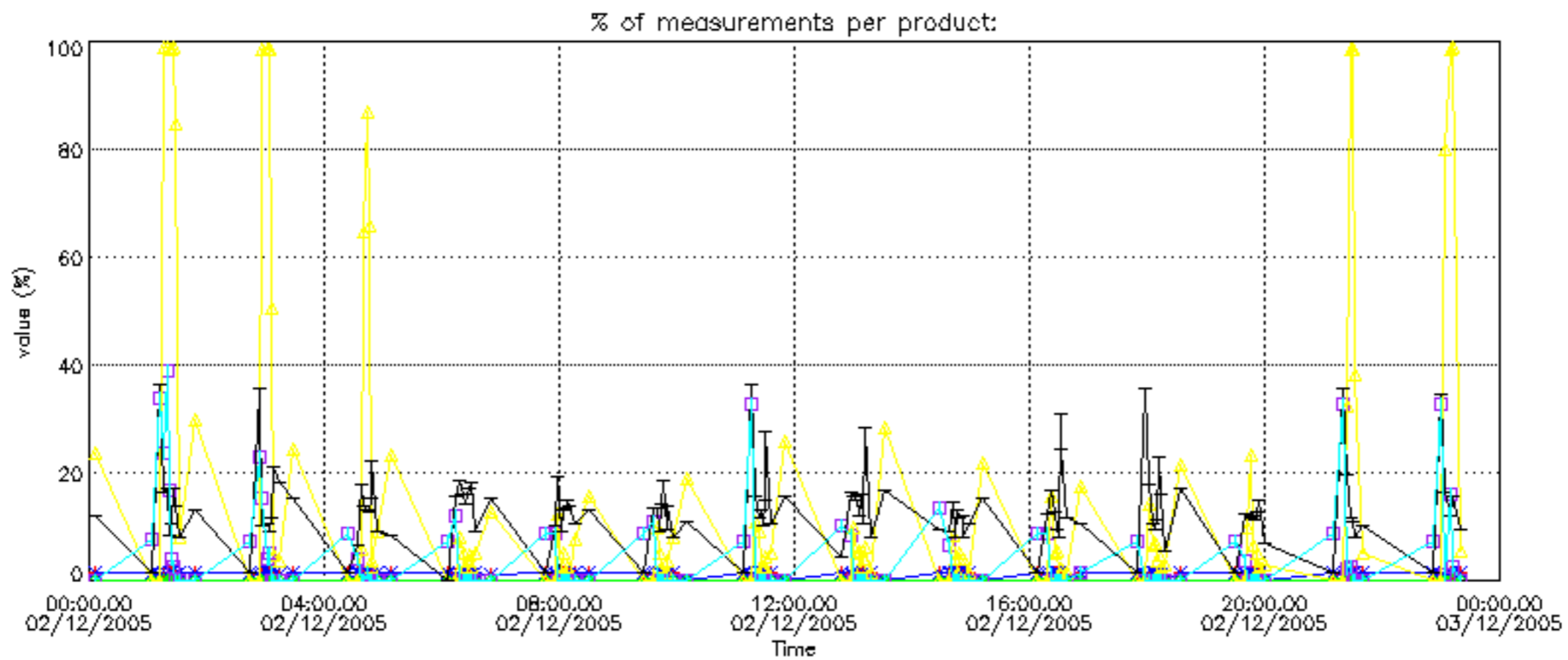


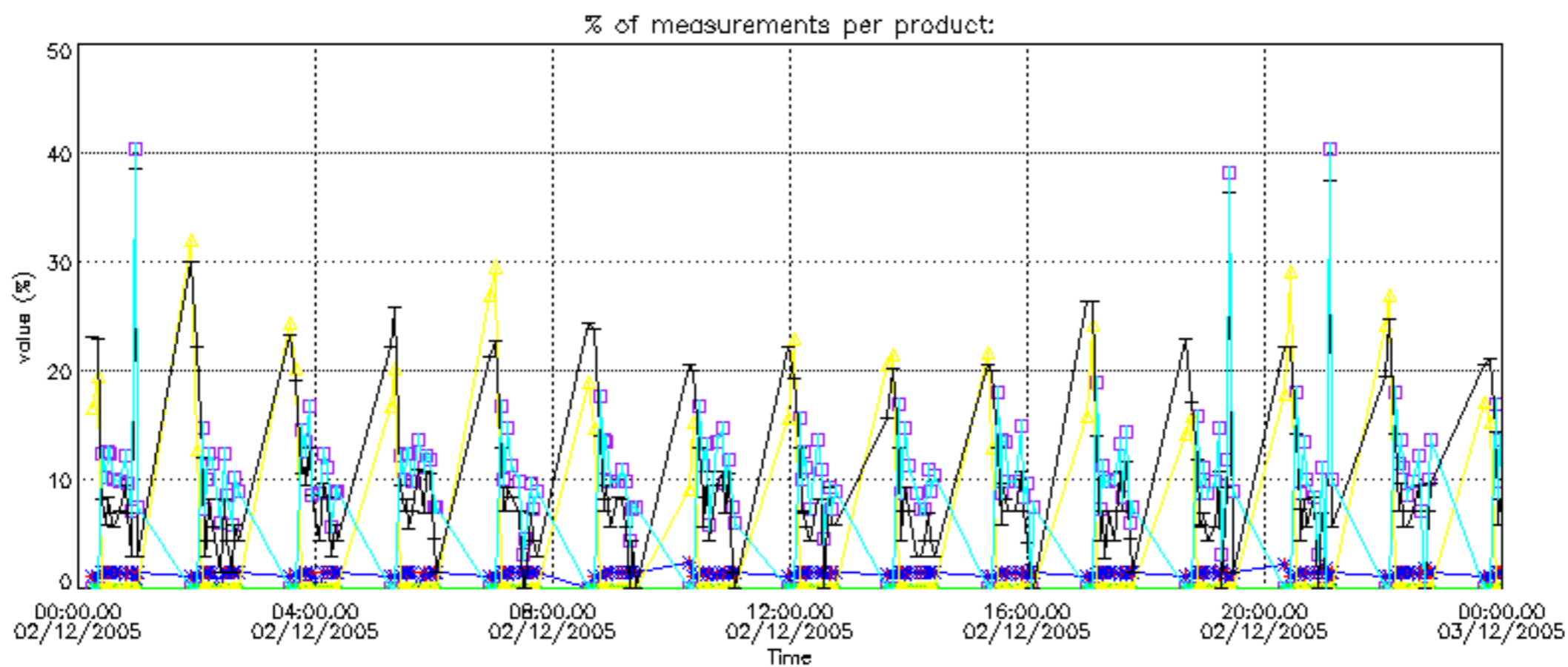
Percentage of flagged data per NO2 profile



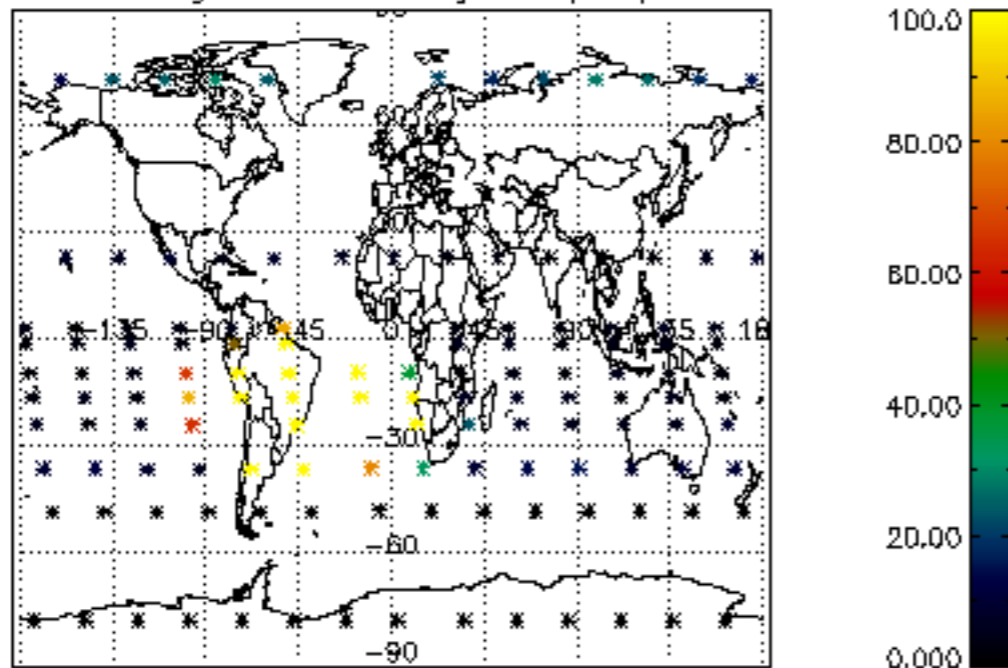
Percentage of flagged data per NO3 profile



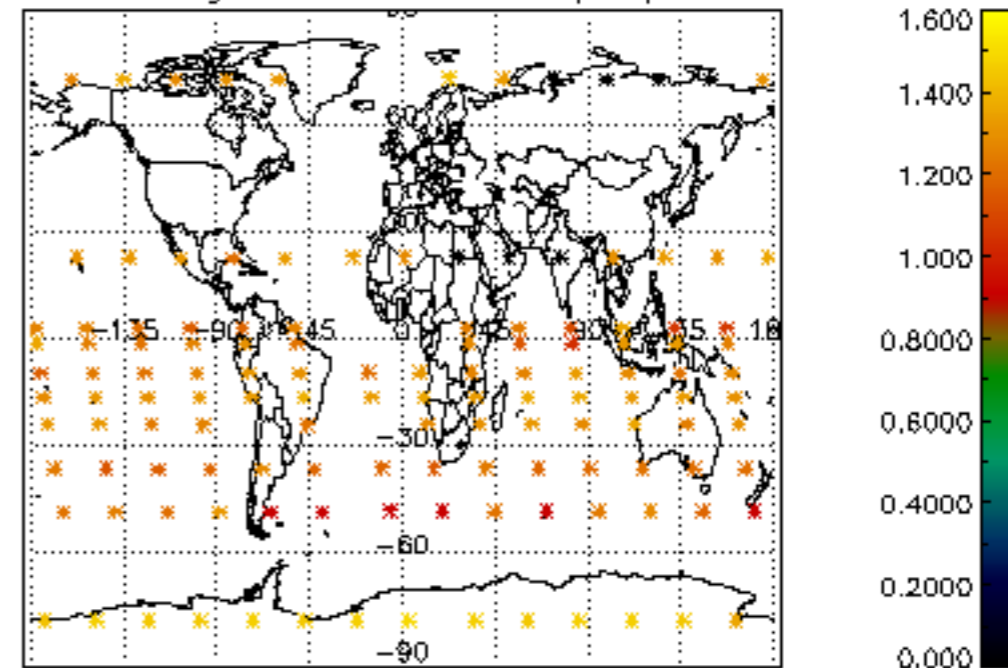




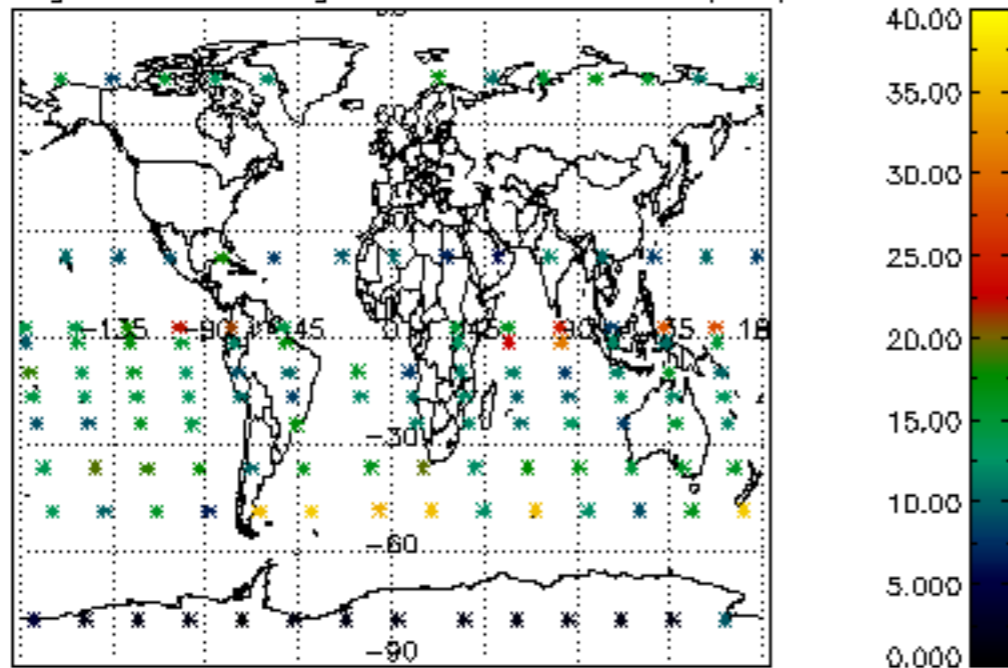
Percentage of cosmic ray hits per profile



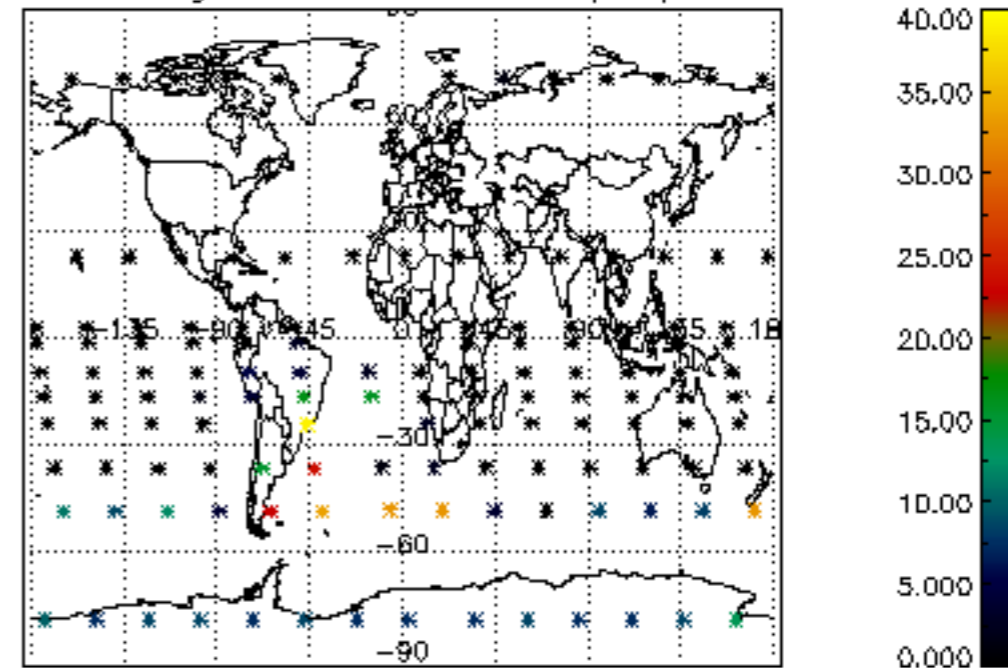
Percentage of datation errors per profile



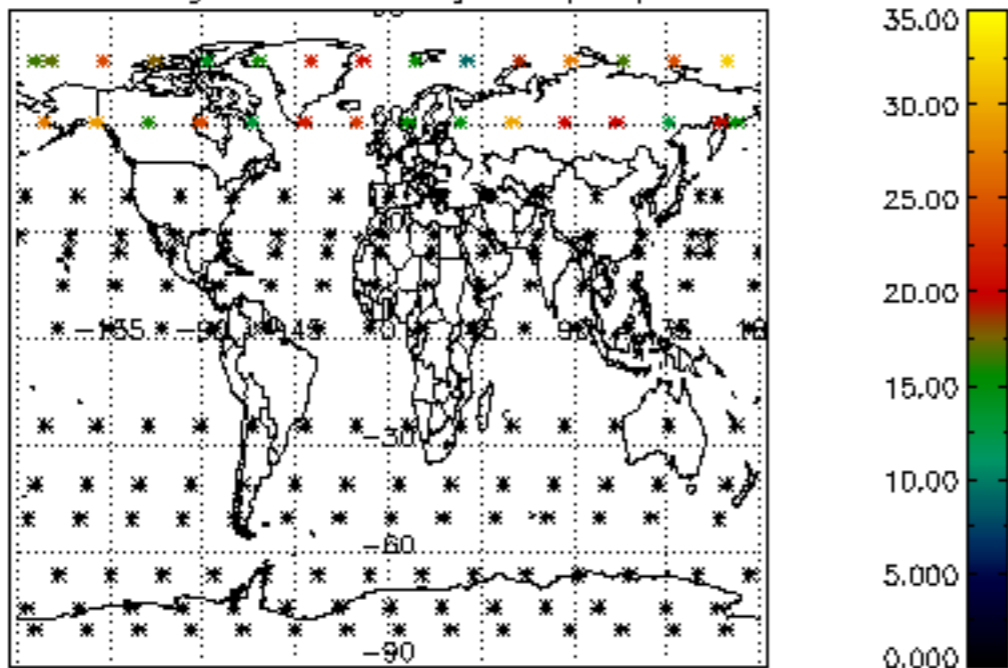
Percentage of star falling outside central band per profile



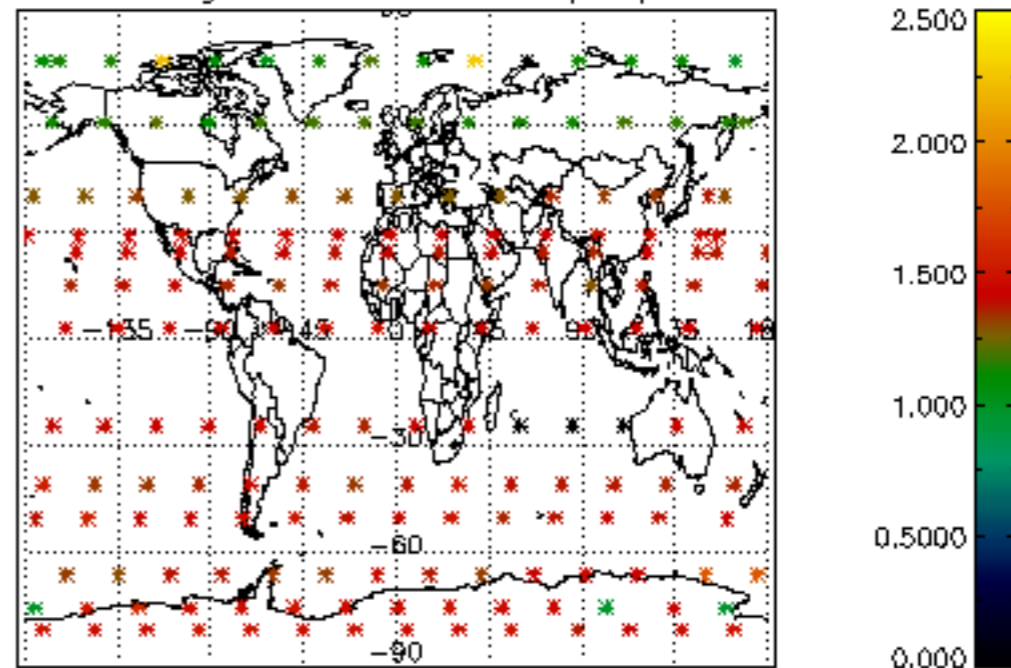
Percentage of saturation errors per profile



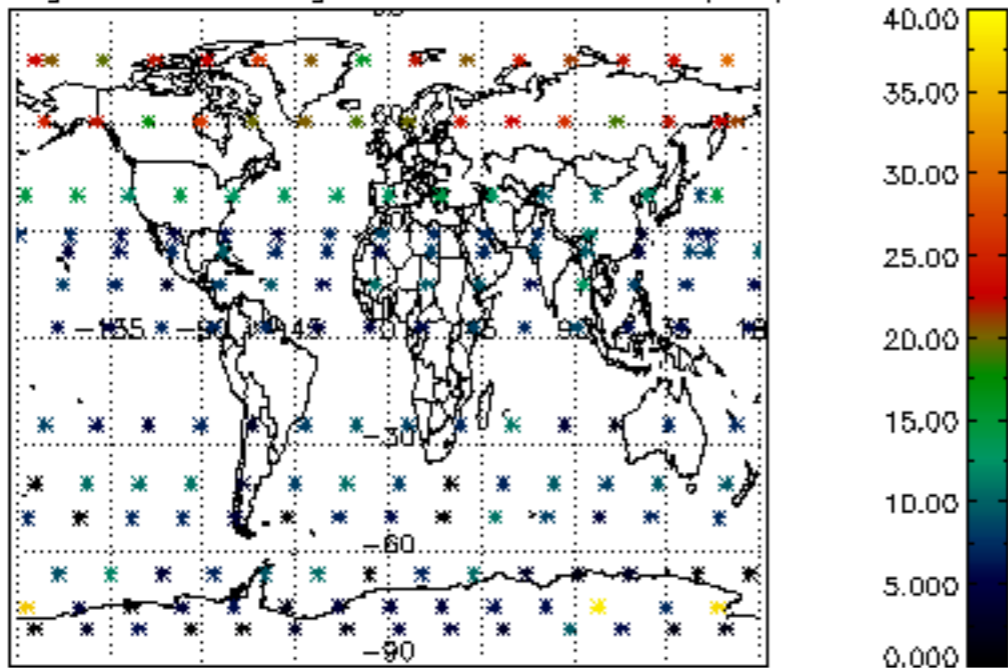
Percentage of cosmic ray hits per profile



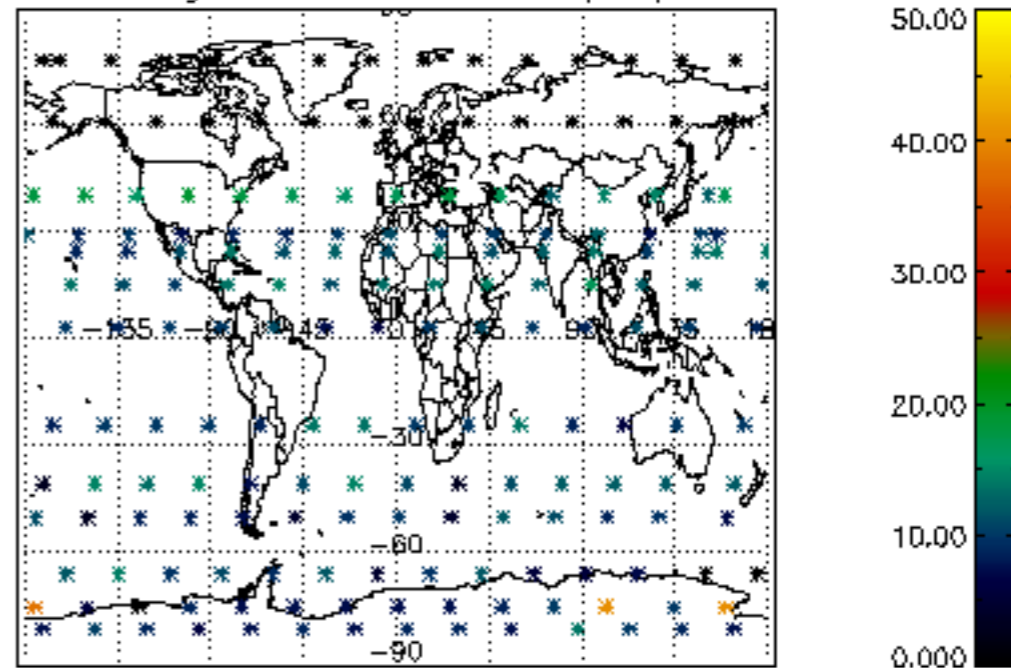
Percentage of datation errors per profile

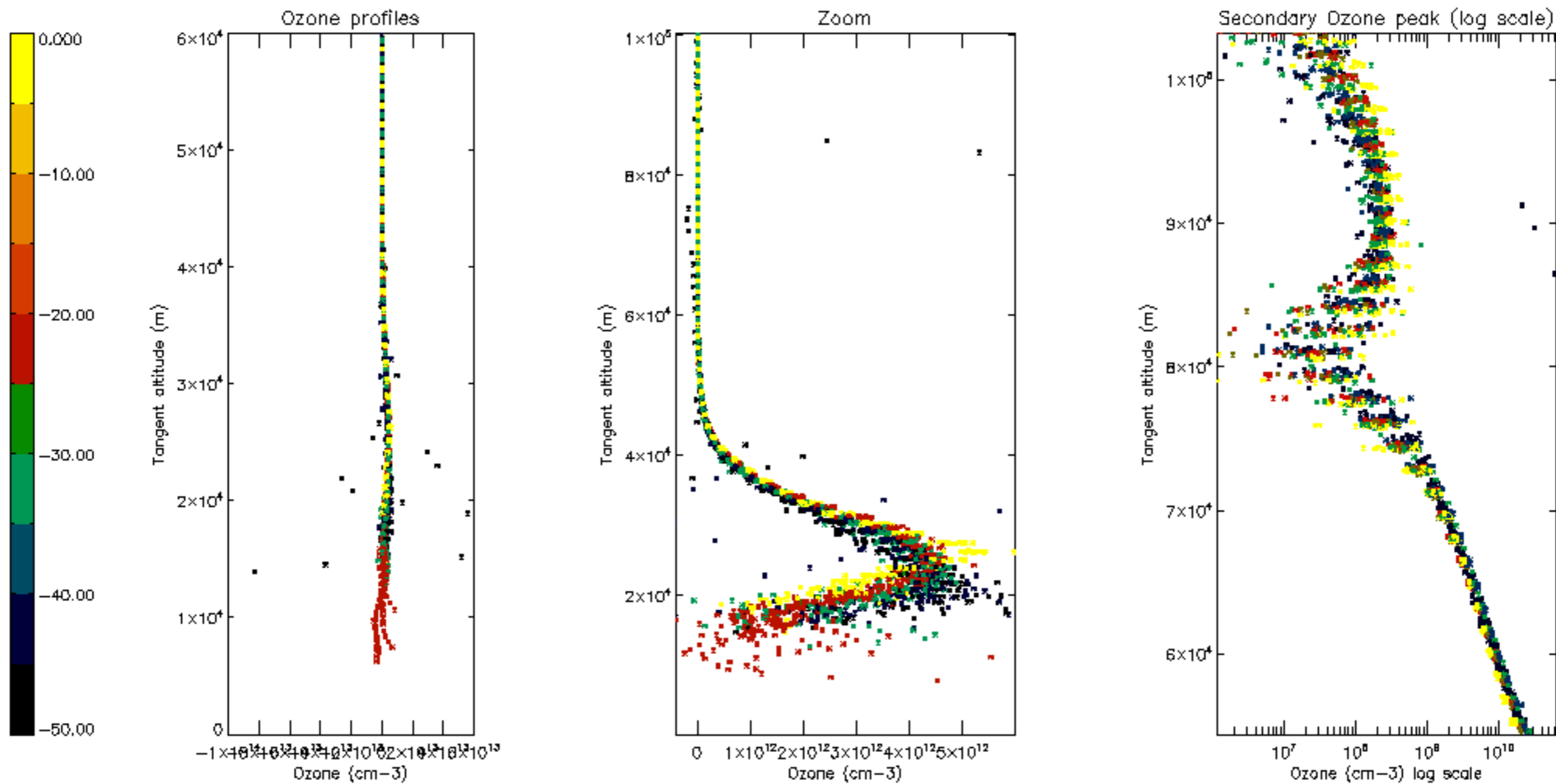


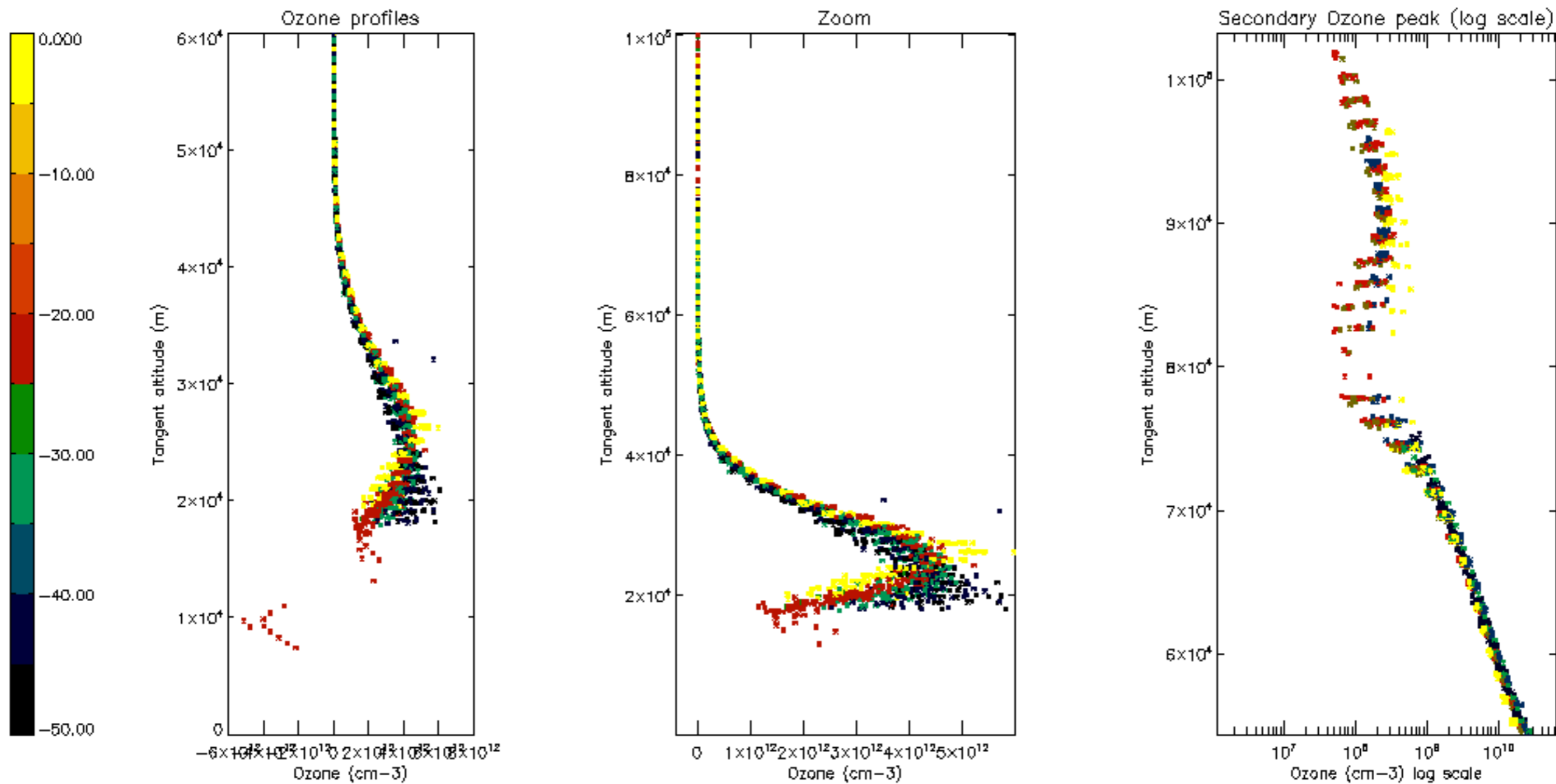
Percentage of star falling outside central band per profile

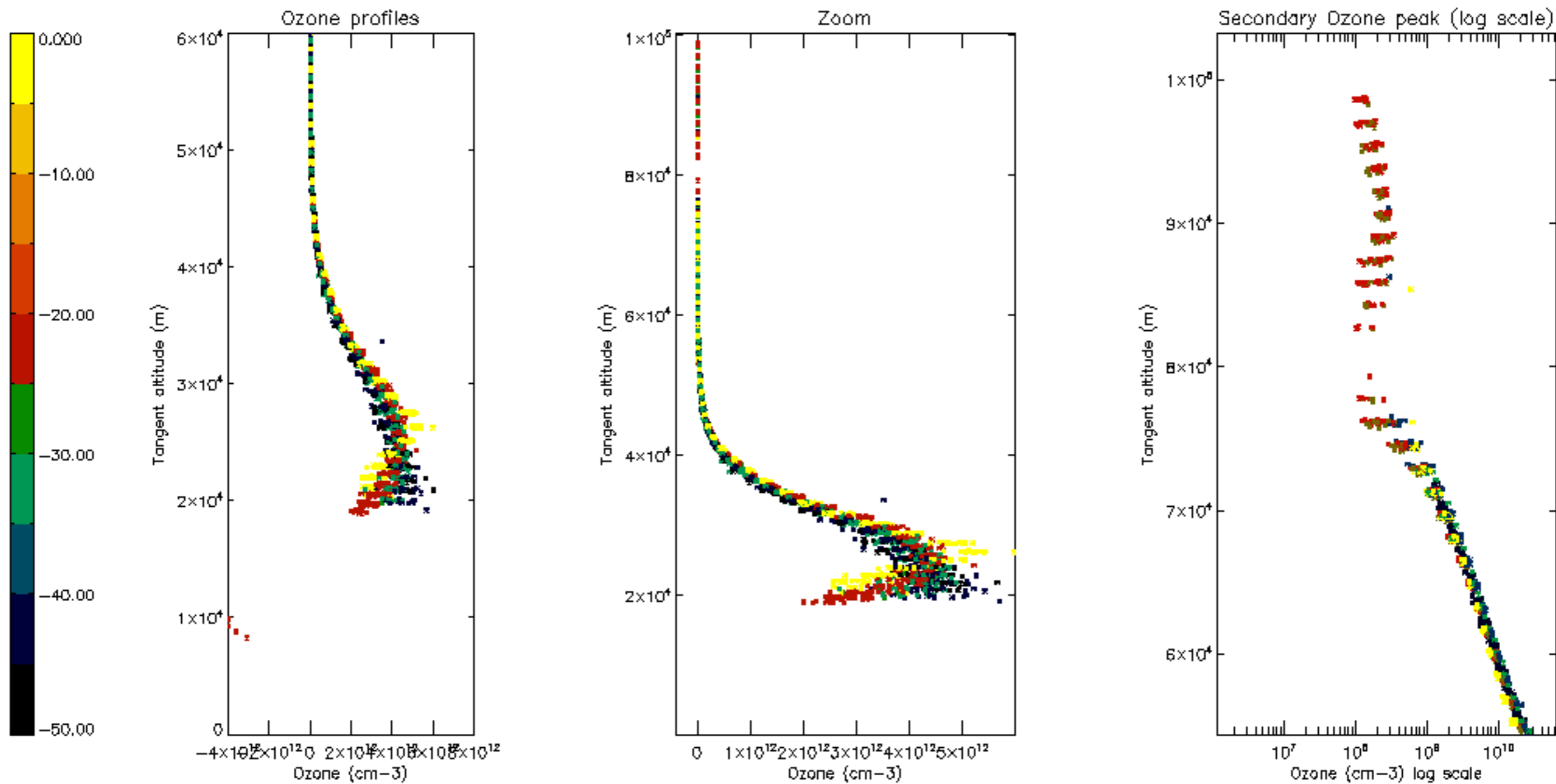


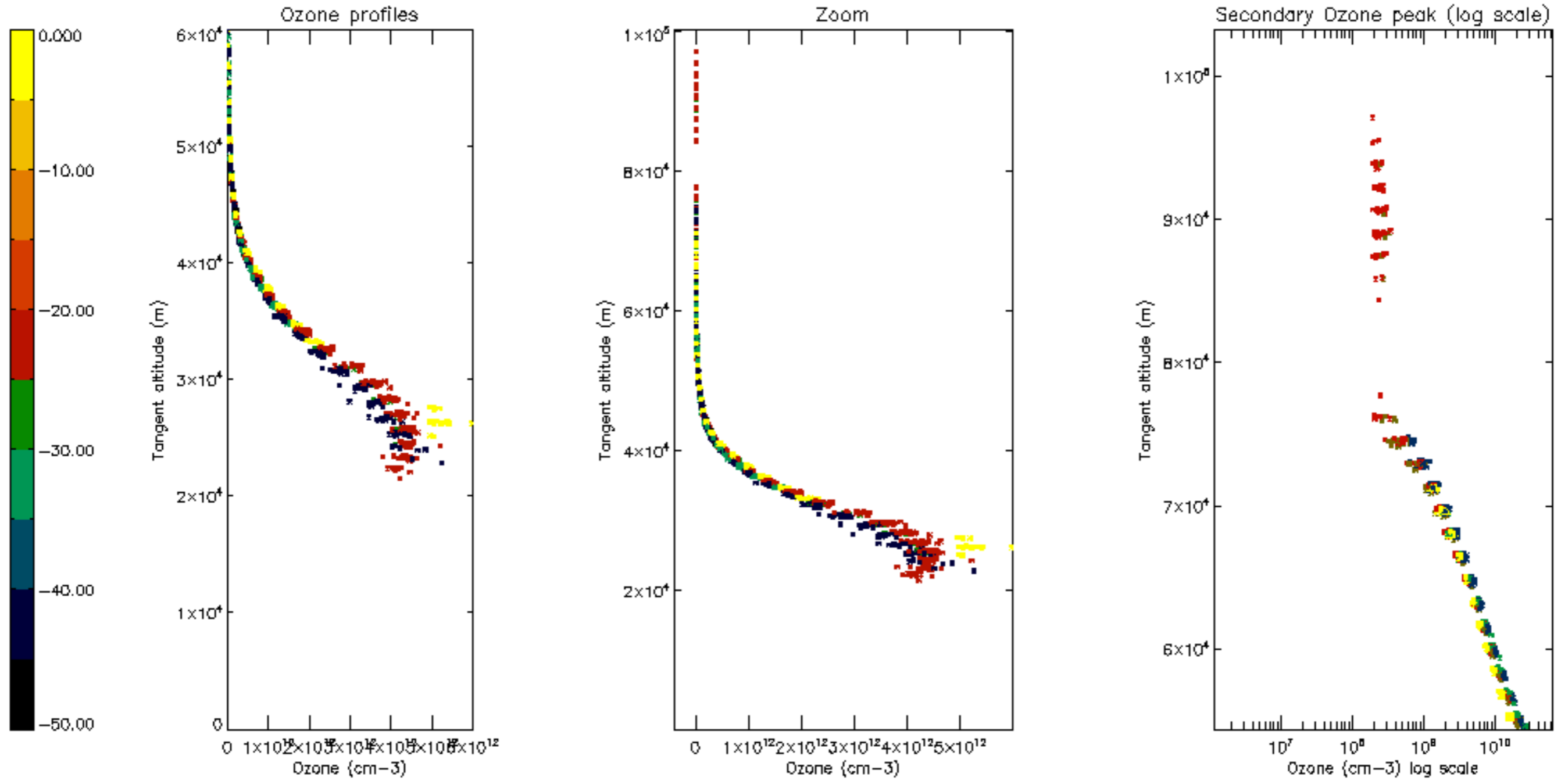
Percentage of saturation errors per profile

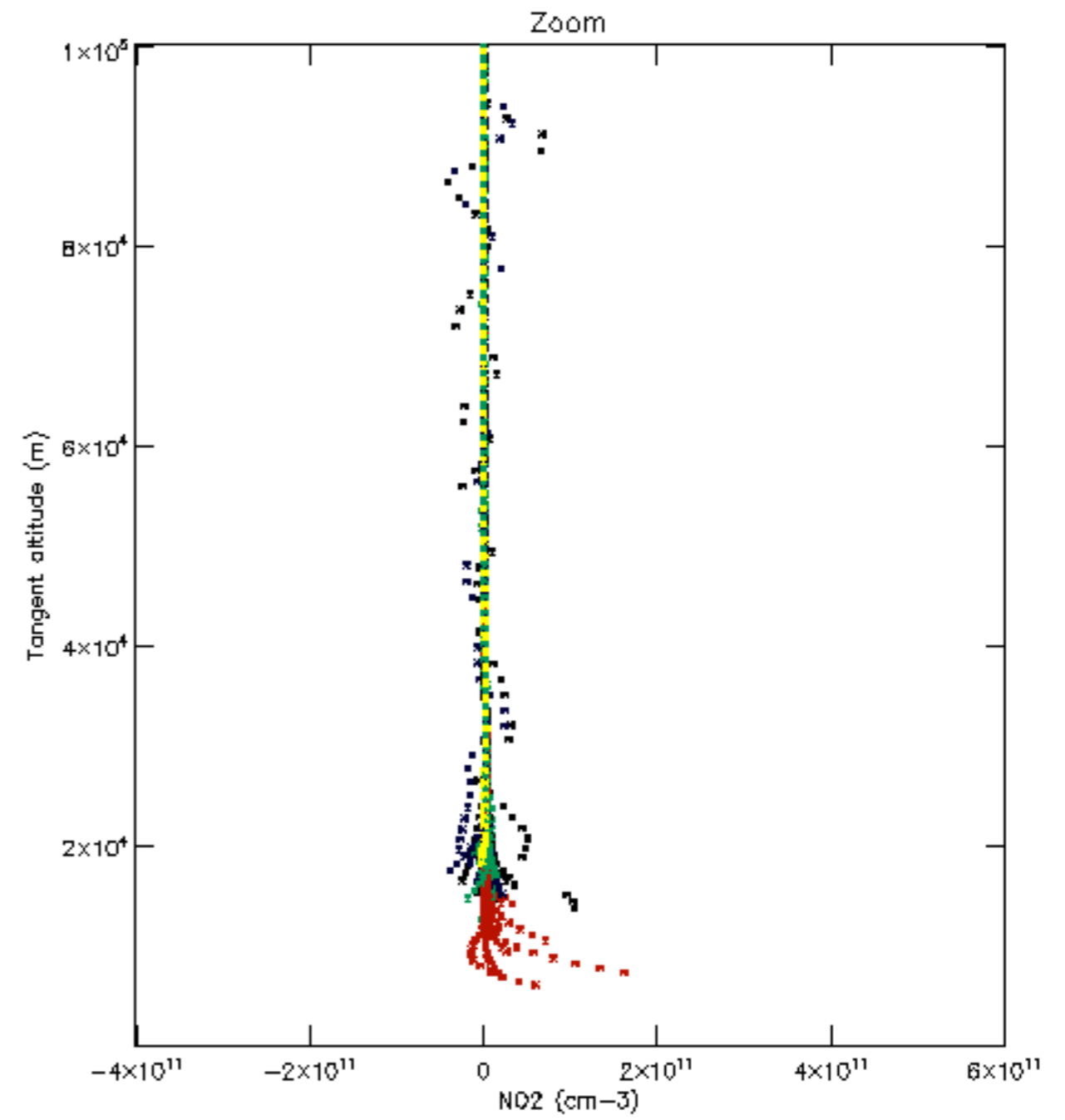
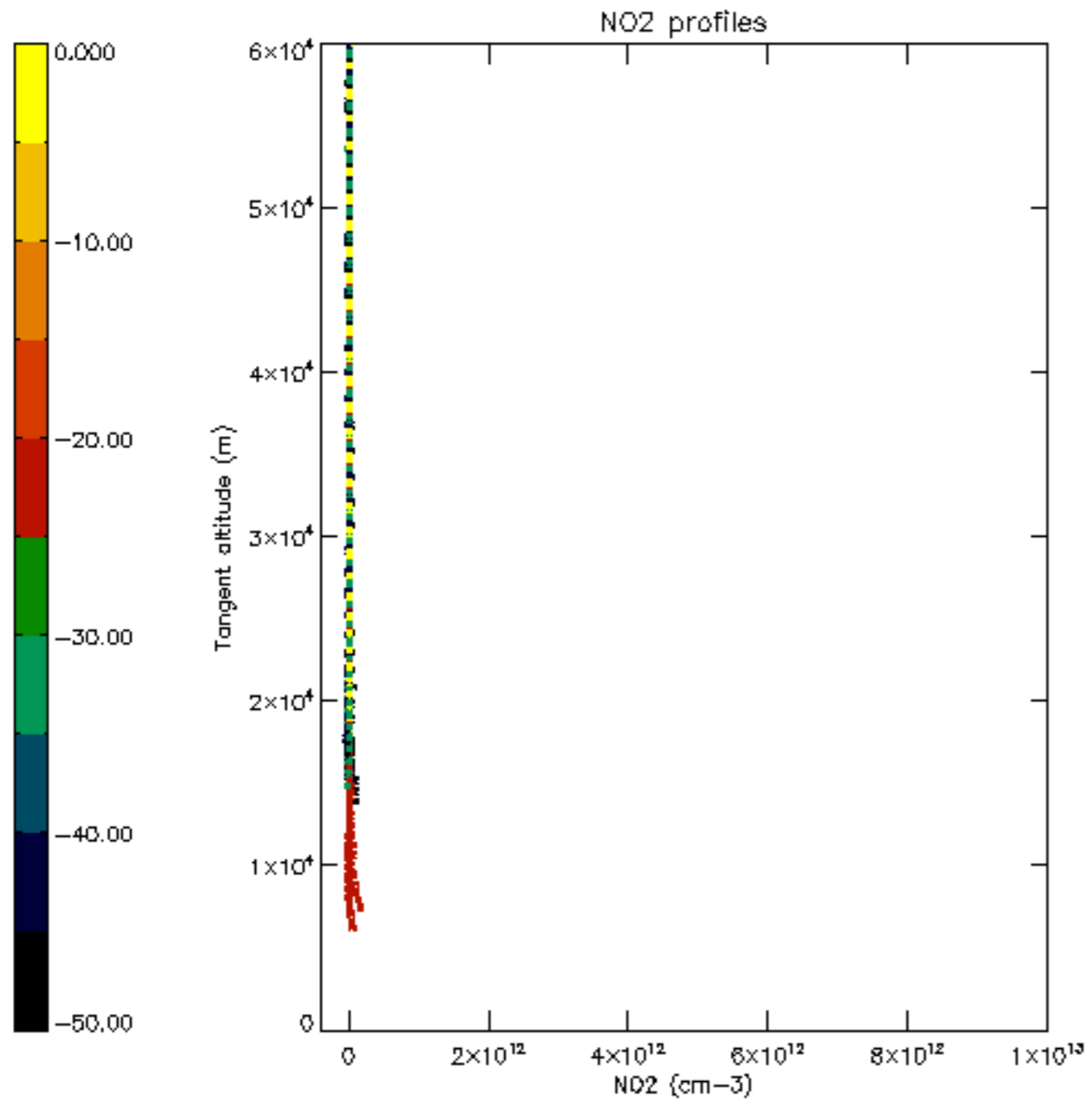


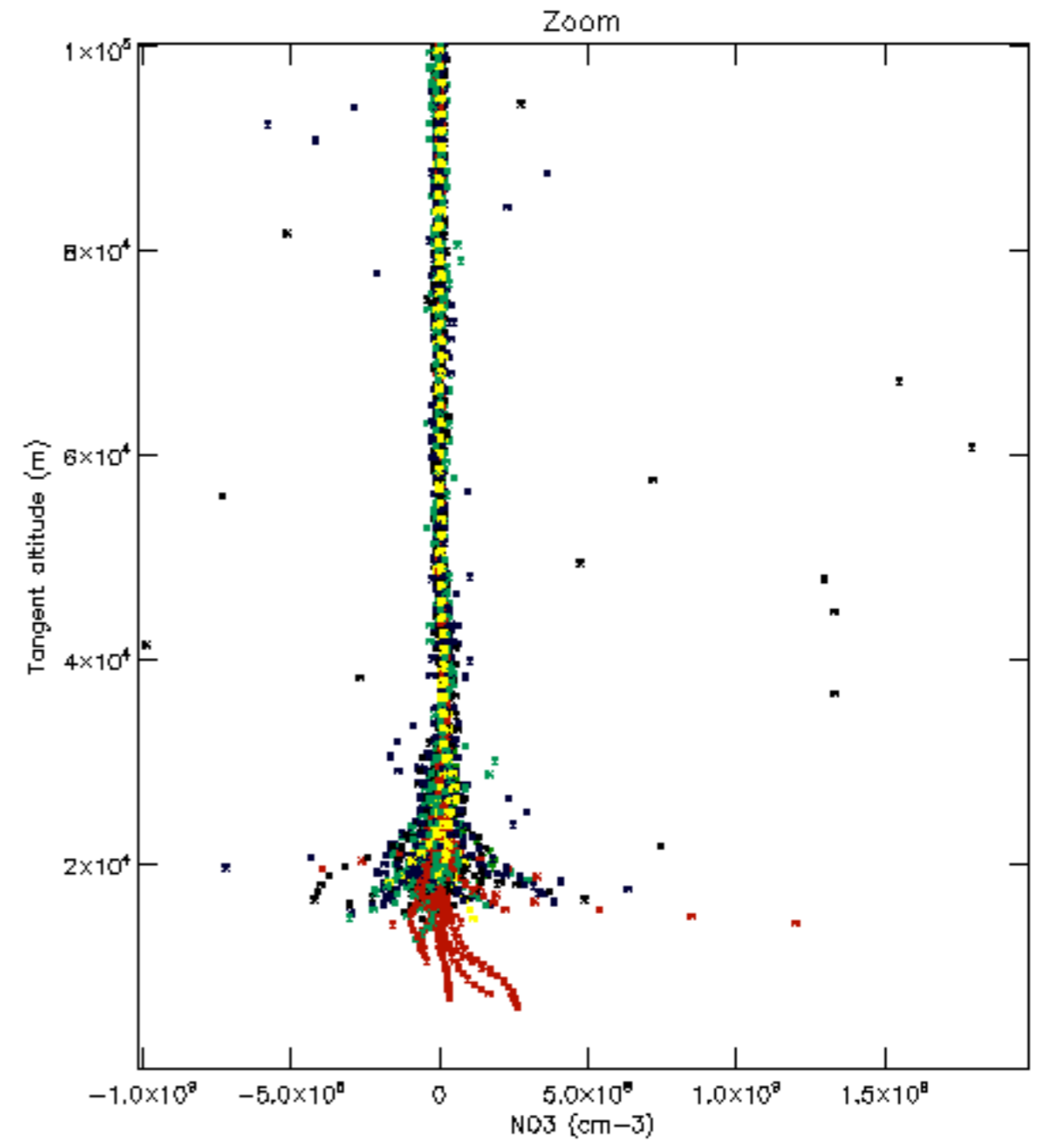
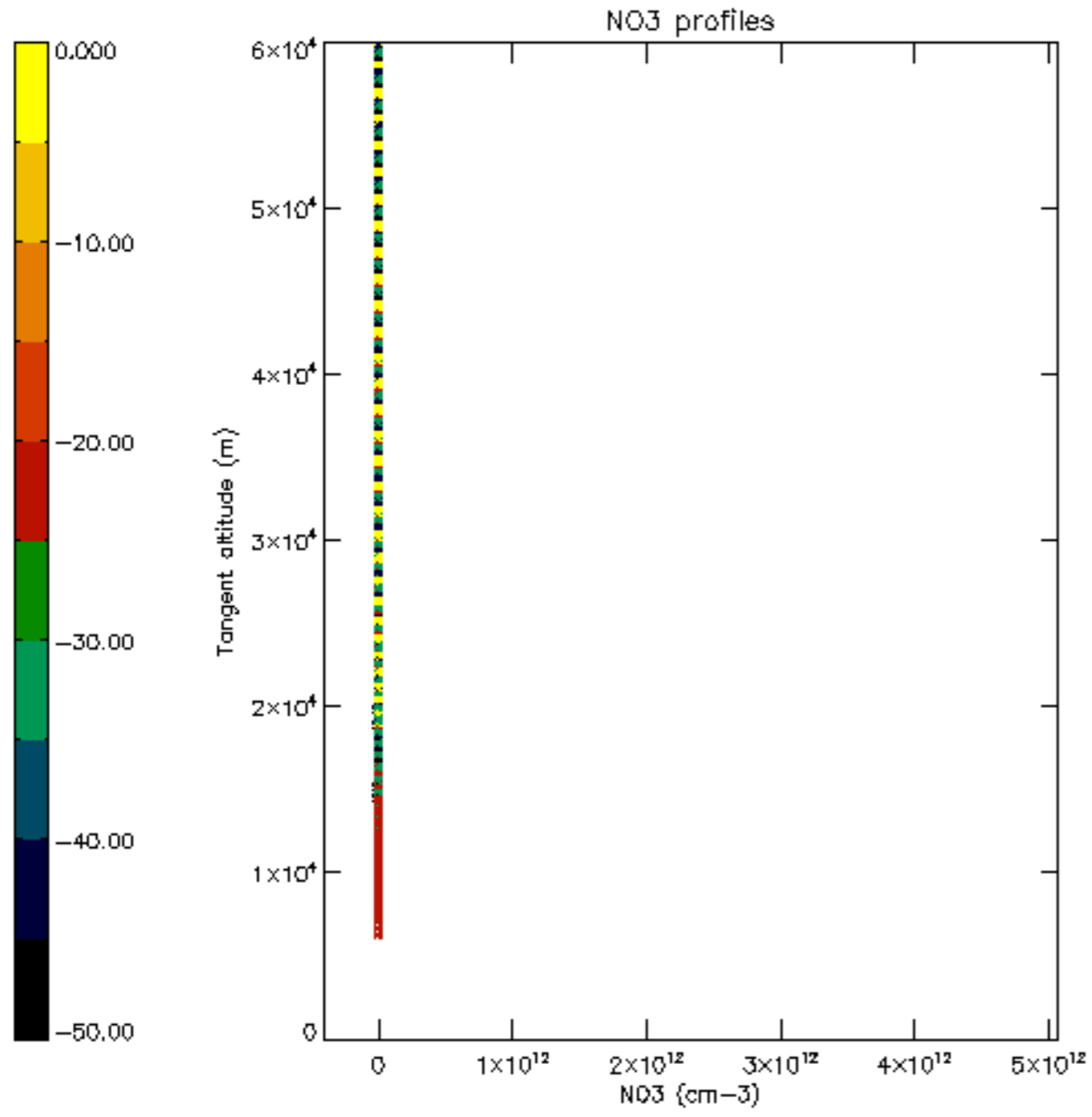


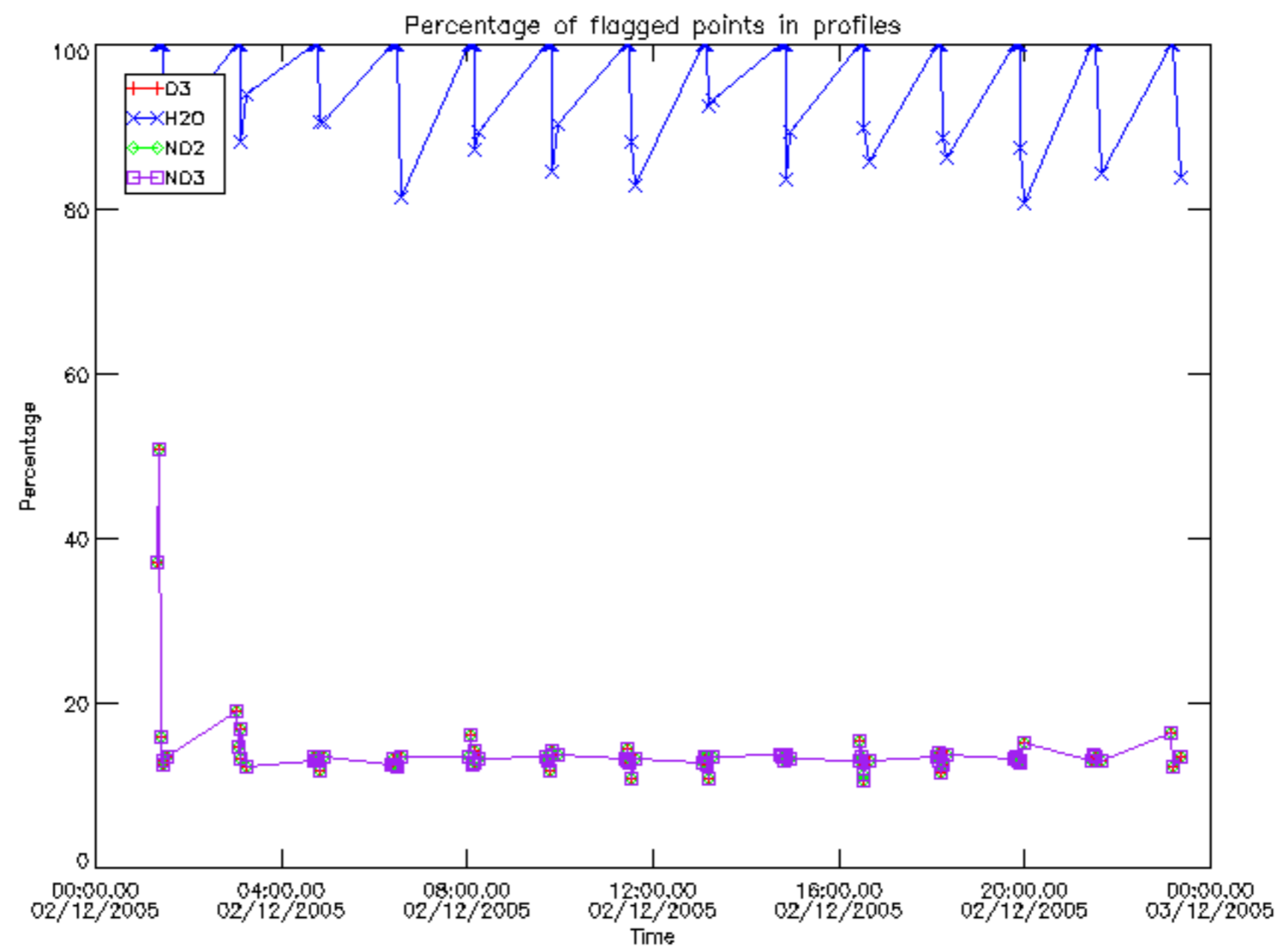




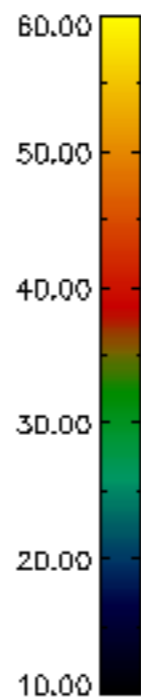
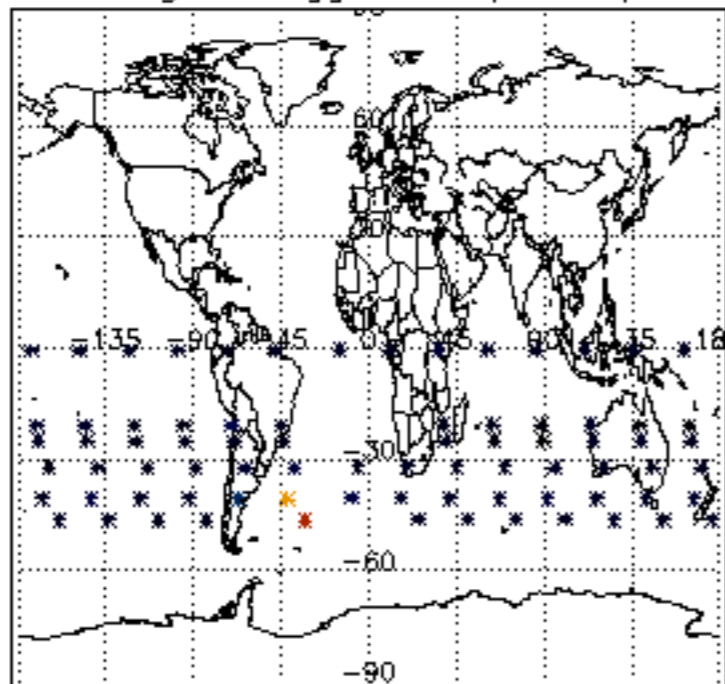




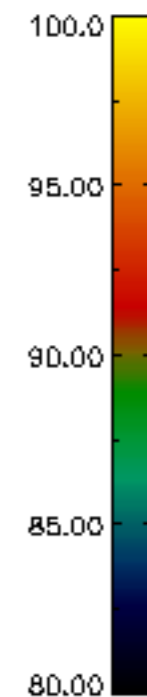
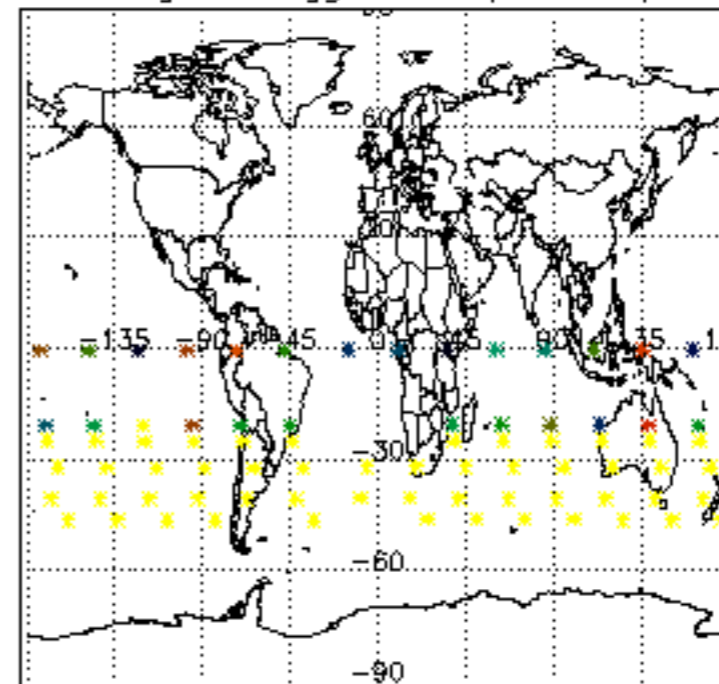




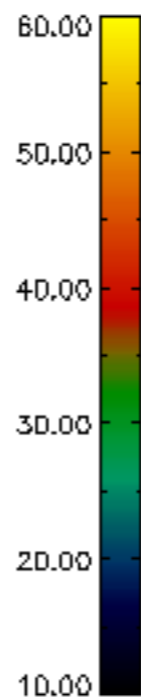
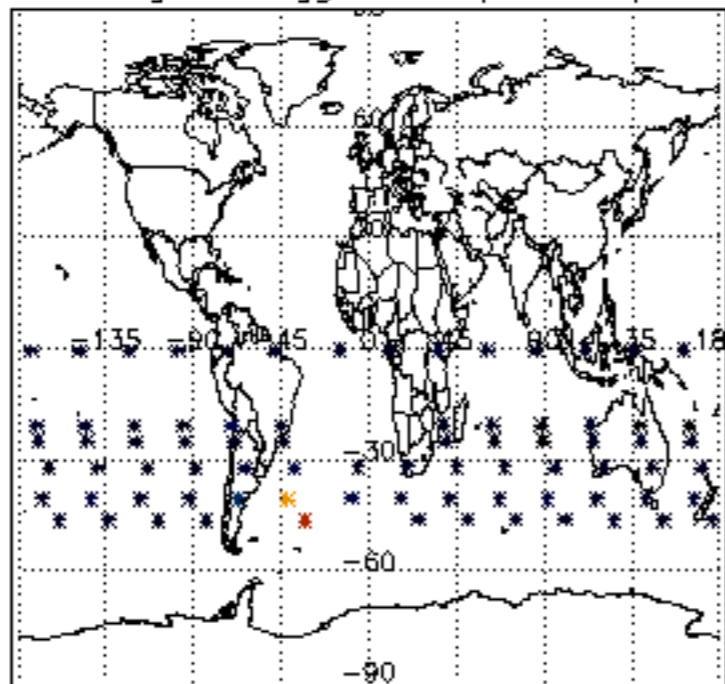
Percentage of flagged data per D3 profile



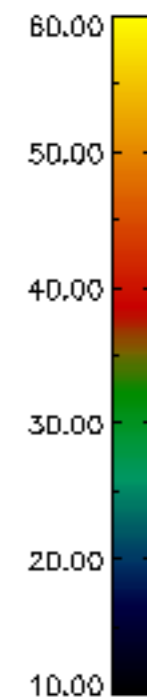
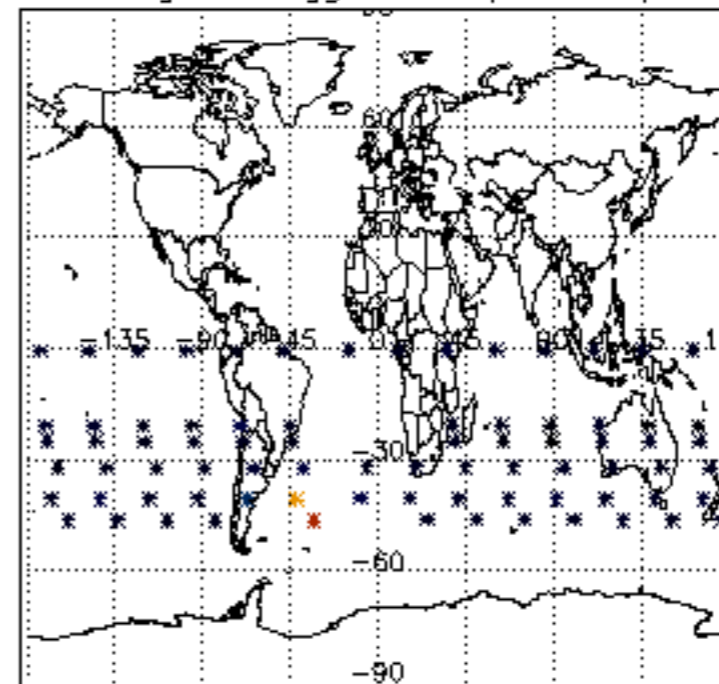
Percentage of flagged data per H2O profile

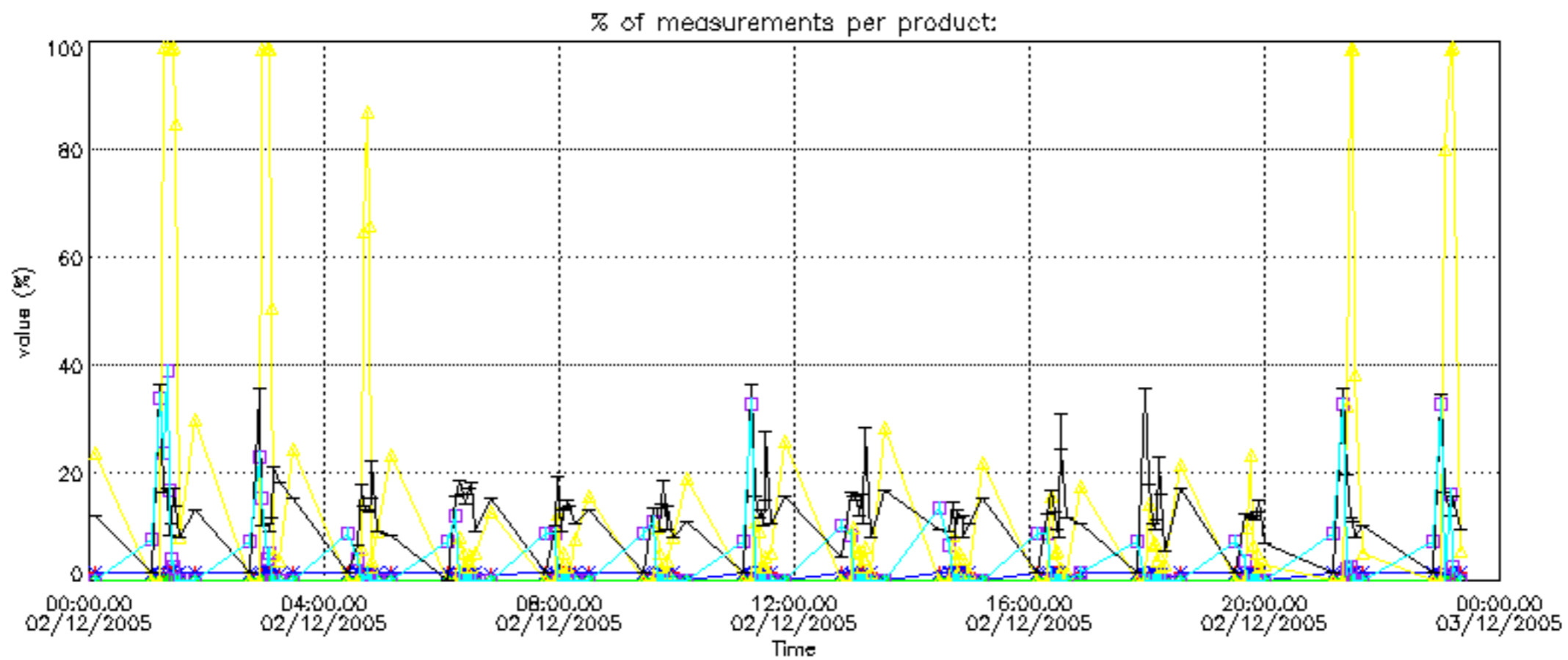


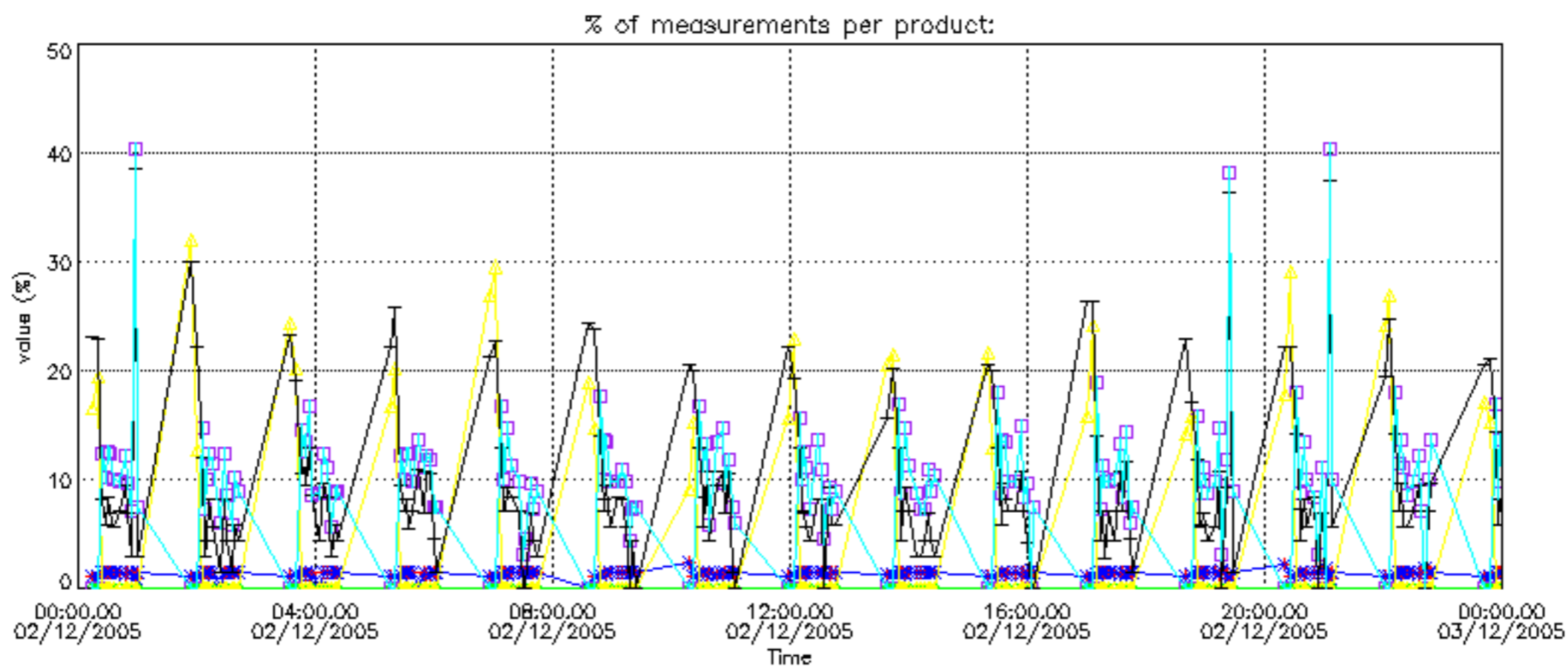
Percentage of flagged data per NO2 profile



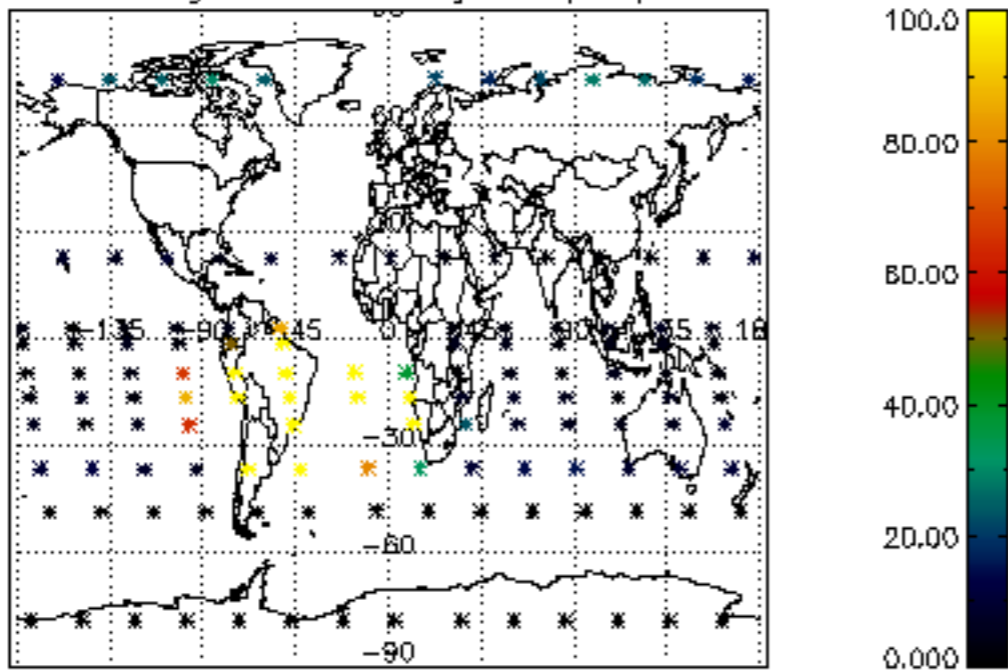
Percentage of flagged data per NO3 profile



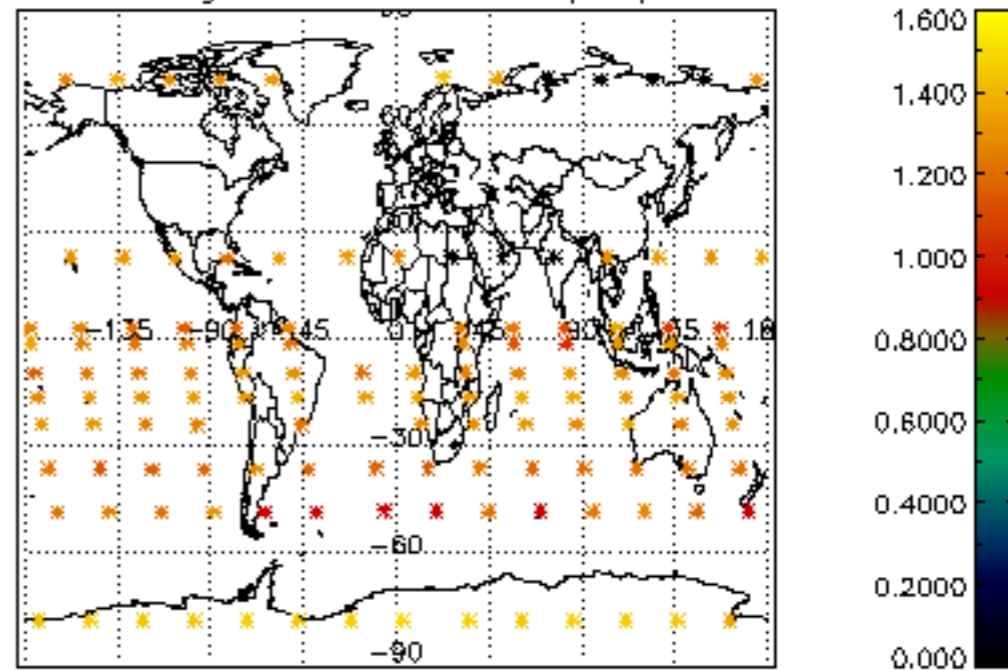




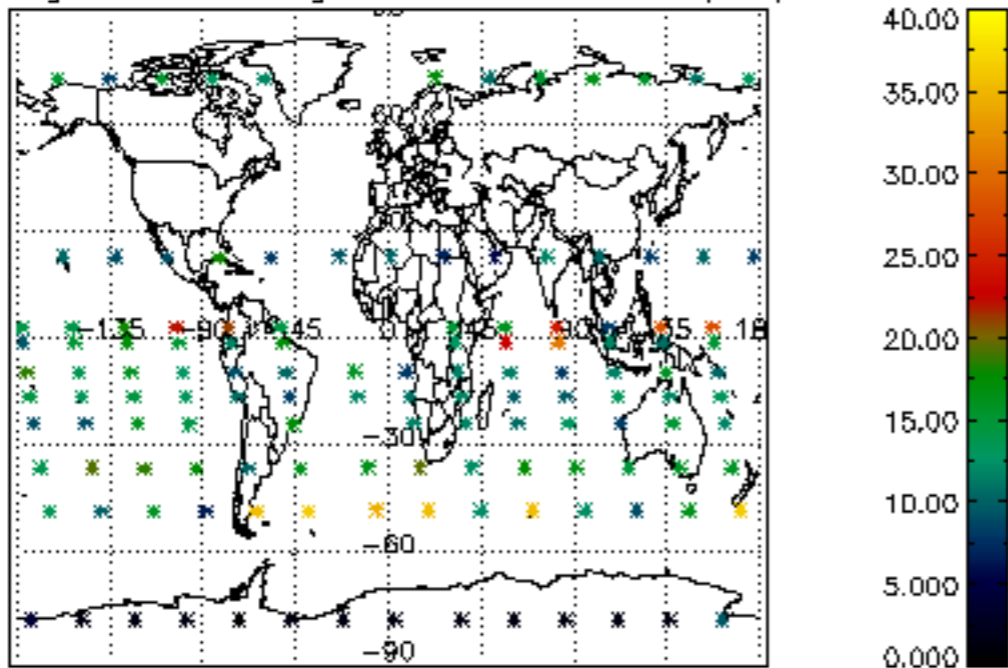
Percentage of cosmic ray hits per profile



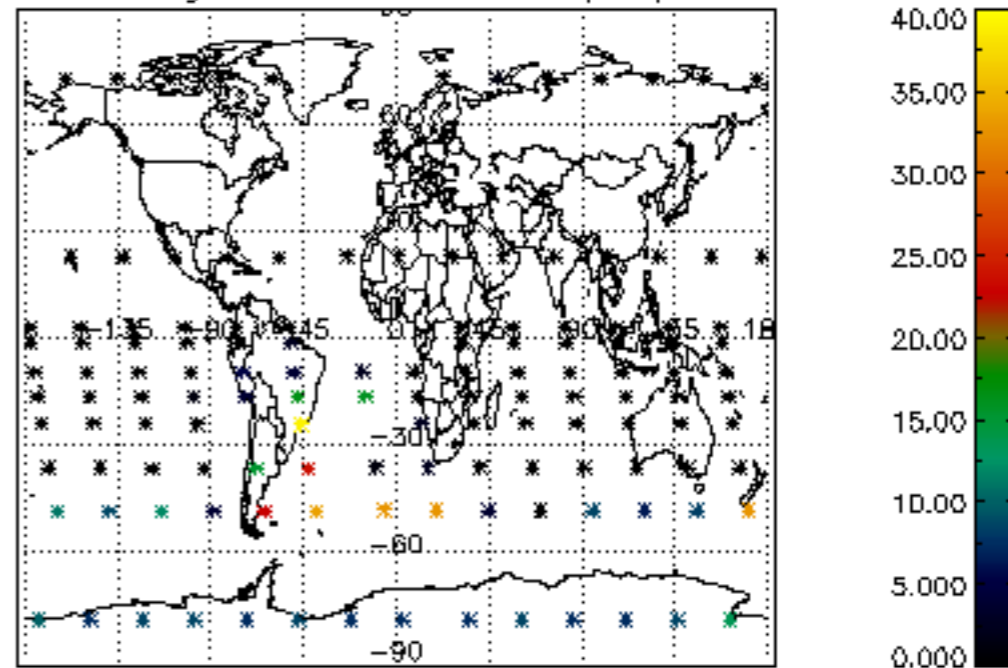
Percentage of datation errors per profile



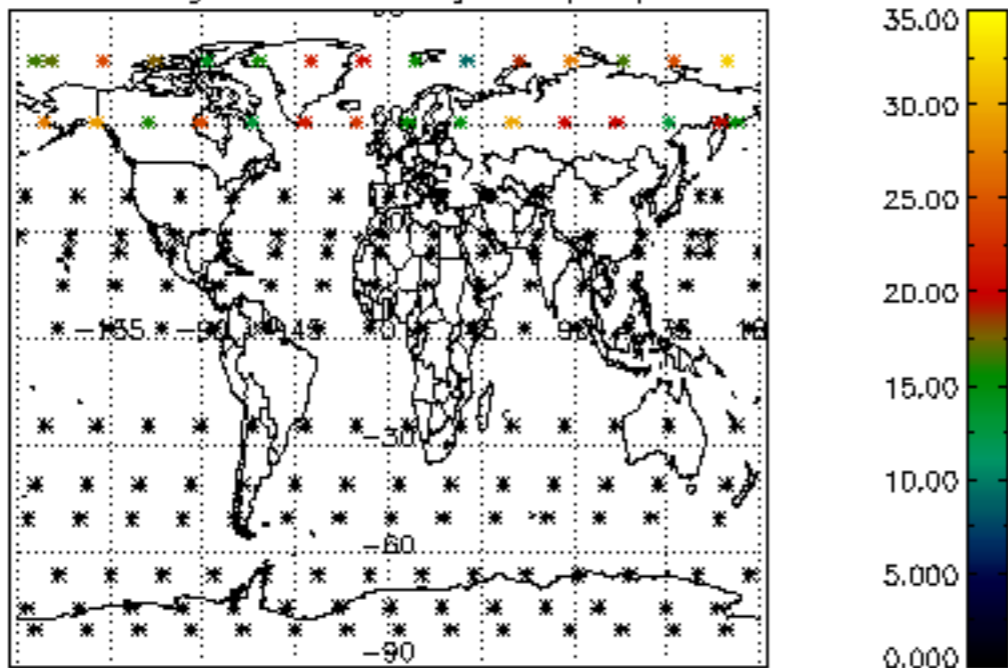
Percentage of star falling outside central band per profile



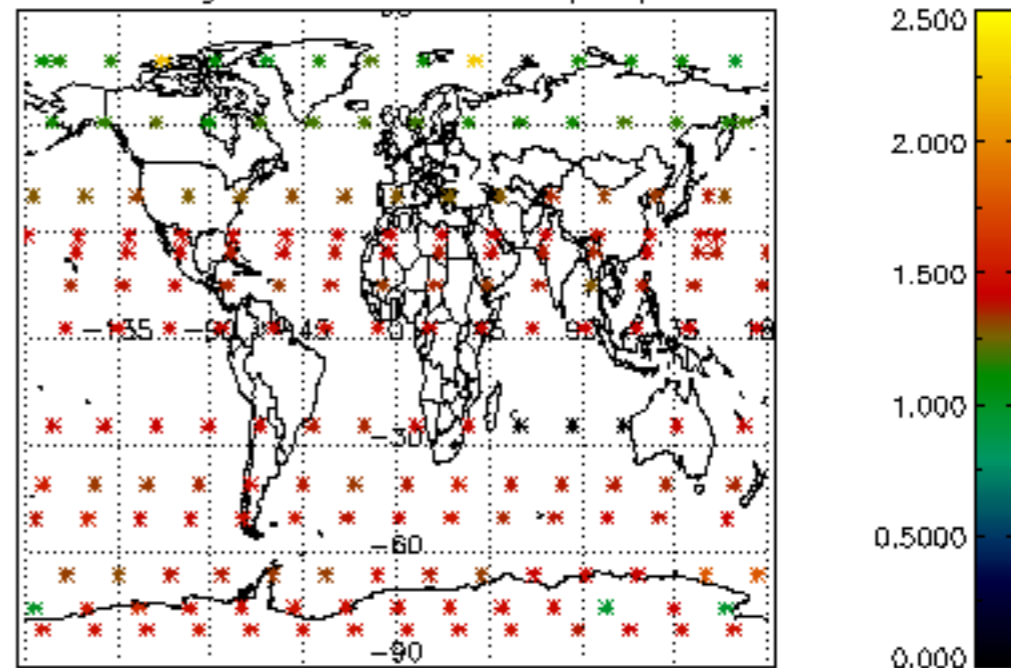
Percentage of saturation errors per profile



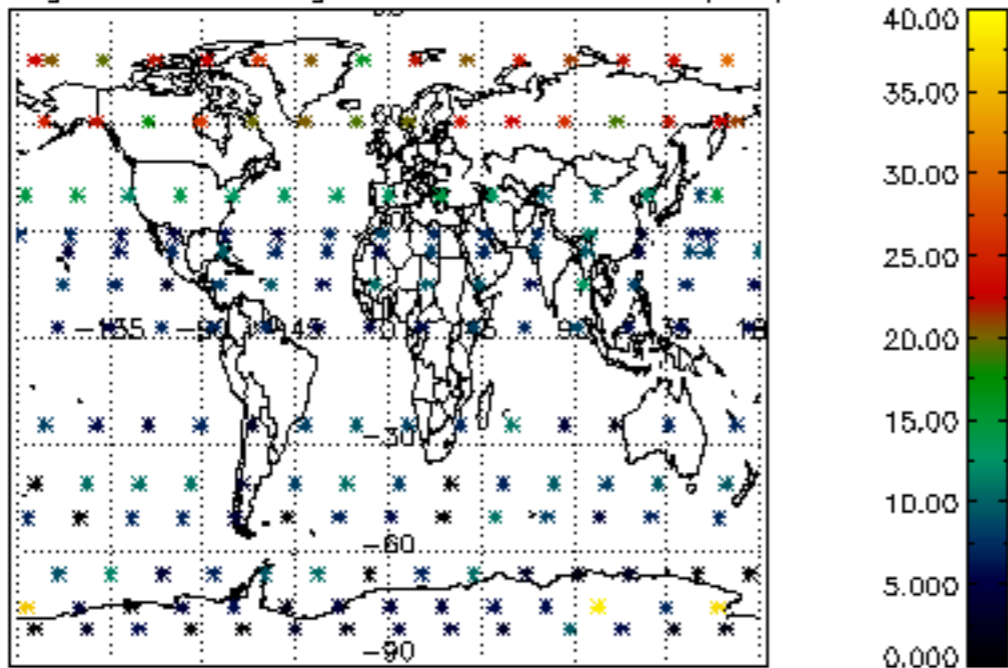
Percentage of cosmic ray hits per profile



Percentage of datation errors per profile



Percentage of star falling outside central band per profile



Percentage of saturation errors per profile

