

GOMOS Level 2 Daily Report

SUMMARY

[1. General Info](#)

[2. Summary of processed GOM_NL_2P products](#)

[3. Level 2 Quality information per product](#)

[3.1 Plot of level 2 quality information per product \(time dependant\)](#)

[3.2 Plot of level 2 quality information per product \(world map\)](#)

[4. Level 1 Quality information per product \(stored on level 2 products\)](#)

[4.1 Plot of level 1 quality information per product \(time dependant\)](#)

[4.1.1 Plot of level 1 quality information per product \(time dependant\): ASCENDING](#)

[4.1.2 Plot of level 1 quality information per product \(time dependant\): DESCENDING](#)

[4.2 Plot of level 1 quality information per product \(world map\)](#)

[4.2.1 Plot of level 1 quality information per product \(world map\): ASCENDING](#)

[4.2.2 Plot of level 1 quality information per product \(world map\): DESCENDING](#)

[5. Ozone profiles based on quality statistics and other trace gas profiles](#)

[5.1 Ozone statistics based on quality of products](#)

[5.2 Plot ozone profiles for all STD \(dark without errors\)](#)

[5.3 Plot ozone profiles where STD < 20% \(dark without errors\)](#)

[5.4. Plot ozone profiles where STD < 10% \(dark without errors\)](#)

[5.5. Plot ozone profiles where STD < 5% \(dark without errors\)](#)

[5.6 Plot NO2 profiles for all STD \(dark without errors\)](#)

[5.7 Plot NO3 profiles for all STD \(dark without errors\)](#)

[5.8 Plot H2O profiles \(only for occultations of stars 1,2,3,4,13,14,16,26,63 dark without errors\) for all STD](#)

[6. Auxiliary Data Files used for the production reported in section 2](#)

This report presents the daily analysis on parameters extracted from GOMOS level 2 data (GOM_NL__2P). It is intended to monitor some important parameters that will impact the quality of these products. A list of level 2 products (and content) that have arrived during the reporting day to the PCF is also given.

Item	Value
Time of report generation	18APR2013 12:53:22
Data source version	GOMOS/6.01
Start time of products	01-12-2005 (01DEC2005 00:00:00)
Stop time of products	02-12-2005 (02DEC2005 00:00:00)
Store outputs in DB	Yes
Nb of level 2 prods	313
Nb of prods with errors	0

2. Summary of processed GOM_NL__2P products.

Nr	Filename	UTC Start time	Limb	Duration	Star Id	Star Name	Star Mag	Star Temp	Nb Meas	Orbit	Prod. error
1	GOM_NL__2PRFIN20051201_000346_000000392043_00030_19623_8935.N1	01-DEC-2005 00:03:46	Bright	39.000	15	67Alp Vir	0.97600	28000.	78	19623	No
2	GOM_NL__2PRFIN20051201_000711_000000442043_00030_19623_8936.N1	01-DEC-2005 00:07:11	Twilight	43.500	169	46Gam Hya	2.9910	4700.0	87	19623	No
3	GOM_NL__2PRFIN20051201_001041_000000392043_00030_19623_8937.N1	01-DEC-2005 00:10:41	Dark	39.000	123	10 Cen	2.7500	10200.	78	19623	No
4	GOM_NL__2PRFIN20051201_001442_000000402043_00030_19623_8938.N1	01-DEC-2005 00:14:42	Dark	39.500	64	Gam Cen	2.2000	10600.	79	19623	No
5	GOM_NL__2PRFIN20051201_001706_000000432043_00030_19623_8939.N1	01-DEC-2005 00:17:06	Dark	43.000	20	Bet Cru	1.2530	30000.	86	19623	No
6	GOM_NL__2PRFIN20051201_001817_000000462043_00031_19624_8980.N1	01-DEC-2005 00:18:17	Dark	45.500	12	Alp1Cru	0.77500	30000.	91	19624	No
7	GOM_NL__2PRFIN20051201_002347_000000382043_00031_19624_8981.N1	01-DEC-2005 00:23:47	Dark	38.000	29	Bet Car	1.6720	10200.	76	19624	No
8	GOM_NL__2PRFIN20051201_003819_000000392043_00031_19624_8982.N1	01-DEC-2005 00:38:19	Straylight	38.500	157	The1Eri	2.9060	9300.0	77	19624	No
9	GOM_NL__2PRFIN20051201_004514_000000312043_00031_19624_8983.N1	01-DEC-2005 00:45:14	Straylight	31.000	165	34Gam Eri	2.9500	3200.0	62	19624	No
10	GOM_NL__2PRFIN20051201_005036_000000442043_00031_19624_8984.N1	01-DEC-2005 00:50:36	Twilight	43.500	94	92Alp Cet	2.5260	3100.0	87	19624	No
11	GOM_NL__2PRFIN20051201_005629_000000362043_00031_19624_8985.N1	01-DEC-2005 00:56:29	Bright	35.500	50	13Alp Ari	2.0070	4250.0	71	19624	No
12	GOM_NL__2PRFIN20051201_005936_000000342043_00031_19624_8986.N1	01-DEC-2005 00:59:36	Bright	34.000	173	4Bet Tri	3.0040	8900.0	68	19624	No
13	GOM_NL__2PRFIN20051201_010100_000000362043_00031_19624_8987.N1	01-DEC-2005 01:01:00	Bright	36.000	79	26Bet Per	2.3100	13100.	72	19624	No
14	GOM_NL__2PRFIN20051201_010337_000000372043_00031_19624_8988.N1	01-DEC-2005 01:03:37	Bright	36.500	35	33Alp Per	1.7950	6250.0	73	19624	No
15	GOM_NL__2PRFIN20051201_010653_000000352043_00031_19624_8989.N1	01-DEC-2005 01:06:53	Bright	34.500	110	37Del Cas	2.6780	8900.0	69	19624	No
16	GOM_NL__2PRFIN20051201_011437_000000372043_00031_19624_8990.N1	01-DEC-2005 01:14:37	Bright	36.500	49	1Alp UMi	1.9900	6300.0	73	19624	No
17	GOM_NL__2PRFIN20051201_011917_000000382043_00031_19624_8991.N1	01-DEC-2005 01:19:17	Bright	37.500	60	7Bet UMi	2.0810	3950.0	75	19624	No
18	GOM_NL__2PRFIN20051201_012154_000000362043_00031_19624_8992.N1	01-DEC-2005 01:21:54	Bright	35.500	119	14Eta Dra	2.7270	4700.0	71	19624	No
19	GOM_NL__2PRFIN20051201_012634_000000382043_00031_19624_8993.N1	01-DEC-2005 01:26:34	Bright	37.500	39	85Eta UMa	1.8540	24000.	75	19624	No
20	GOM_NL__2PRFIN20051201_012928_000000402043_00031_19624_8994.N1	01-DEC-2005 01:29:28	Bright	39.500	180	27Gam Boo	3.0400	8000.0	79	19624	No
21	GOM_NL__2PRFIN20051201_013229_000000342043_00031_19624_8995.N1	01-DEC-2005 01:32:29	Bright	33.500	83		2.3780	11000.	67	19624	No
22	GOM_NL__2PRFIN20051201_013500_000000342043_00031_19624_8996.N1	01-DEC-2005 01:35:00	Bright	33.500	3	16Alp Boo	-0.050000	4250.0	67	19624	No
23	GOM_NL__2PRFIN20051201_014422_000000542043_00031_19624_8997.N1	01-DEC-2005 01:44:22	Bright	54.000	15	67Alp Vir	0.97600	28000.	108	19624	No
24	GOM_NL__2PRFIN20051201_015519_000000402043_00031_19624_8998.N1	01-DEC-2005 01:55:19	Dark	40.000	64	Gam Cen	2.2000	10600.	80	19624	No
25	GOM_NL__2PRFIN20051201_015743_000000392043_00031_19624_8999.N1	01-DEC-2005 01:57:43	Dark	39.000	20	Bet Cru	1.2530	30000.	78	19624	No
26	GOM_NL__2PRFIN20051201_015854_000000402043_00032_19625_8934.N1	01-DEC-2005 01:58:54	Dark	39.500	12	Alp1Cru	0.77500	30000.	79	19625	No
27	GOM_NL__2PRFIN20051201_020424_000000402043_00032_19625_8935.N1	01-DEC-2005 02:04:24	Dark	39.500	29	Bet Car	1.6720	10200.	79	19625	No
28	GOM_NL__2PRFIN20051201_021855_000000372043_00032_19625_8936.N1	01-DEC-2005 02:18:55	Straylight	37.000	157	The1Eri	2.9060	9300.0	74	19625	No
29	GOM_NL__2PRFIN20051201_022550_000000312043_00032_19625_8937.N1	01-DEC-2005 02:25:50	Straylight	31.000	165	34Gam Eri	2.9500	3200.0	62	19625	No
30	GOM_NL__2PRFIN20051201_023112_000000442043_00032_19625_8938.N1	01-DEC-2005 02:31:12	Twilight	43.500	94	92Alp Cet	2.5260	3100.0	87	19625	No
31	GOM_NL__2PRFIN20051201_023705_000000372043_00032_19625_8939.N1	01-DEC-2005 02:37:05	Bright	36.500	50	13Alp Ari	2.0070	4250.0	73	19625	No
32	GOM_NL__2PRFIN20051201_024012_000000352043_00032_19625_8940.N1	01-DEC-2005 02:40:12	Bright	34.500	173	4Bet Tri	3.0040	8900.0	69	19625	No
33	GOM_NL__2PRFIN20051201_024136_000000372043_00032_19625_8941.N1	01-DEC-2005 02:41:36	Bright	36.500	79	26Bet Per	2.3100	13100.	73	19625	No
34	GOM_NL__2PRFIN20051201_024413_000000372043_00032_19625_8942.N1	01-DEC-2005 02:44:13	Bright	37.000	35	33Alp Per	1.7950	6250.0	74	19625	No
35	GOM_NL__2PRFIN20051201_024729_000000332043_00032_19625_8943.N1	01-DEC-2005 02:47:29	Bright	32.500	110	37Del Cas	2.6780	8900.0	65	19625	No
36	GOM_NL__2PRFIN20051201_025512_000000342043_00032_19625_8944.N1	01-DEC-2005 02:55:12	Bright	34.000	49	1Alp UMi	1.9900	6300.0	68	19625	No
37	GOM_NL__2PRFIN20051201_025953_000000382043_00032_19625_8945.N1	01-DEC-2005 02:59:53	Bright	37.500	60	7Bet UMi	2.0810	3950.0	75	19625	No
38	GOM_NL__2PRFIN20051201_030230_000000372043_00032_19625_8946.N1	01-DEC-2005 03:02:30	Bright	37.000	119	14Eta Dra	2.7270	4700.0	74	19625	No
39	GOM_NL__2PRFIN20051201_030710_000000372043_00032_19625_8947.N1	01-DEC-2005 03:07:10	Bright	36.500	39	85Eta UMa	1.8540	24000.	73	19625	No
40	GOM_NL__2PRFIN20051201_031305_000000472043_00032_19625_8948.N1	01-DEC-2005 03:13:05	Bright	46.500	83		2.3780	11000.	93	19625	No
41	GOM_NL__2PRFIN20051201_031536_000000342043_00032_19625_8949.N1	01-DEC-2005 03:15:36	Bright	34.000	3	16Alp Boo	-0.050000	4250.0	68	19625	No
42	GOM_NL__2PRFIN20051201_032459_000000542043_00032_19625_8950.N1	01-DEC-2005 03:24:59	Bright	54.000	15	67Alp Vir	0.97600	28000.	108	19625	No

43	GOM_NL__2PRFIN20051201_032823_000000412043_00032_19625_8951.N1	01-DEC-2005 03:28:23	Twilight	41.000	169	46Gam Hya	2.9910	4700.0	82	19625	No
44	GOM_NL__2PRFIN20051201_033154_000000412043_00032_19625_8952.N1	01-DEC-2005 03:31:54	Dark	40.500	123	lot Cen	2.7500	10200.	81	19625	No
45	GOM_NL__2PRFIN20051201_033555_000000372043_00032_19625_8953.N1	01-DEC-2005 03:35:55	Dark	37.000	64	Gam Cen	2.2000	10600.	74	19625	No
46	GOM_NL__2PRFIN20051201_033819_000000402043_00032_19625_8954.N1	01-DEC-2005 03:38:19	Dark	39.500	20	Bet Cru	1.2530	30000.	79	19625	No
47	GOM_NL__2PRFIN20051201_033930_000000472043_00033_19626_8934.N1	01-DEC-2005 03:39:30	Dark	46.500	12	Alp1Cru	0.77500	30000.	93	19626	No
48	GOM_NL__2PRFIN20051201_034500_000000382043_00033_19626_8935.N1	01-DEC-2005 03:45:00	Dark	38.000	29	Bet Car	1.6720	10200.	76	19626	No
49	GOM_NL__2PRFIN20051201_035931_000000402043_00033_19626_8936.N1	01-DEC-2005 03:59:31	Straylight	39.500	157	The1Eri	2.9060	9300.0	79	19626	No
50	GOM_NL__2PRFIN20051201_040626_000000422043_00033_19626_8937.N1	01-DEC-2005 04:06:26	Straylight	42.000	165	34Gam Eri	2.9500	3200.0	84	19626	No
51	GOM_NL__2PRFIN20051201_041148_000000462043_00033_19626_8938.N1	01-DEC-2005 04:11:48	Twilight	45.500	94	92Alp Cet	2.5260	3100.0	91	19626	No
52	GOM_NL__2PRFIN20051201_041741_000000392043_00033_19626_8939.N1	01-DEC-2005 04:17:41	Bright	38.500	50	13Alp Ari	2.0070	4250.0	77	19626	No
53	GOM_NL__2PRFIN20051201_042048_000000352043_00033_19626_8940.N1	01-DEC-2005 04:20:48	Bright	35.000	173	4Bet Tri	3.0040	8900.0	70	19626	No
54	GOM_NL__2PRFIN20051201_042212_000000362043_00033_19626_8941.N1	01-DEC-2005 04:22:12	Bright	36.000	79	26Bet Per	2.3100	13100.	72	19626	No
55	GOM_NL__2PRFIN20051201_042449_000000382043_00033_19626_8942.N1	01-DEC-2005 04:24:49	Bright	37.500	35	33Alp Per	1.7950	6250.0	75	19626	No
56	GOM_NL__2PRFIN20051201_042806_000000352043_00033_19626_8943.N1	01-DEC-2005 04:28:06	Bright	35.000	110	37Del Cas	2.6780	8900.0	70	19626	No
57	GOM_NL__2PRFIN20051201_043549_000000342043_00033_19626_8944.N1	01-DEC-2005 04:35:49	Bright	33.500	49	1Alp UMi	1.9900	6300.0	67	19626	No
58	GOM_NL__2PRFIN20051201_044029_000000372043_00033_19626_8945.N1	01-DEC-2005 04:40:29	Bright	37.000	60	7Bet UMi	2.0810	3950.0	74	19626	No
59	GOM_NL__2PRFIN20051201_044306_000000372043_00033_19626_8946.N1	01-DEC-2005 04:43:06	Bright	36.500	119	14Eta Dra	2.7270	4700.0	73	19626	No
60	GOM_NL__2PRFIN20051201_044746_000000362043_00033_19626_8947.N1	01-DEC-2005 04:47:46	Bright	36.000	39	85Eta UMa	1.8540	24000.	72	19626	No
61	GOM_NL__2PRFIN20051201_045040_000000332043_00033_19626_8948.N1	01-DEC-2005 04:50:40	Bright	33.000	180	27Gam Boo	3.0400	8000.0	66	19626	No
62	GOM_NL__2PRFIN20051201_045341_000000342043_00033_19626_8949.N1	01-DEC-2005 04:53:41	Bright	34.000	83		2.3780	11000.	68	19626	No
63	GOM_NL__2PRFIN20051201_045613_000000352043_00033_19626_8950.N1	01-DEC-2005 04:56:13	Bright	34.500	3	16Alp Boo	-0.050000	4250.0	69	19626	No
64	GOM_NL__2PRFIN20051201_050535_000000382043_00033_19626_8951.N1	01-DEC-2005 05:05:35	Bright	37.500	15	67Alp Vir	0.97600	28000.	75	19626	No
65	GOM_NL__2PRFIN20051201_050900_000000412043_00033_19626_8952.N1	01-DEC-2005 05:09:00	Twilight	40.500	169	46Gam Hya	2.9910	4700.0	81	19626	No
66	GOM_NL__2PRFIN20051201_051230_000000412043_00033_19626_8953.N1	01-DEC-2005 05:12:30	Dark	40.500	123	lot Cen	2.7500	10200.	81	19626	No
67	GOM_NL__2PRFIN20051201_051631_000000392043_00033_19626_8954.N1	01-DEC-2005 05:16:31	Dark	38.500	64	Gam Cen	2.2000	10600.	77	19626	No
68	GOM_NL__2PRFIN20051201_052536_000000392043_00034_19627_8934.N1	01-DEC-2005 05:25:36	Dark	38.500	29	Bet Car	1.6720	10200.	77	19627	No
69	GOM_NL__2PRFIN20051201_054007_000000382043_00034_19627_8935.N1	01-DEC-2005 05:40:07	Straylight	38.000	157	The1Eri	2.9060	9300.0	76	19627	No
70	GOM_NL__2PRFIN20051201_054703_000000422043_00034_19627_8936.N1	01-DEC-2005 05:47:03	Straylight	42.000	165	34Gam Eri	2.9500	3200.0	84	19627	No
71	GOM_NL__2PRFIN20051201_055224_000000442043_00034_19627_8937.N1	01-DEC-2005 05:52:24	Twilight	43.500	94	92Alp Cet	2.5260	3100.0	87	19627	No
72	GOM_NL__2PRFIN20051201_055818_000000382043_00034_19627_8938.N1	01-DEC-2005 05:58:18	Bright	38.000	50	13Alp Ari	2.0070	4250.0	76	19627	No
73	GOM_NL__2PRFIN20051201_060124_000000352043_00034_19627_8939.N1	01-DEC-2005 06:01:24	Bright	35.000	173	4Bet Tri	3.0040	8900.0	70	19627	No
74	GOM_NL__2PRFIN20051201_060248_000000362043_00034_19627_8940.N1	01-DEC-2005 06:02:48	Bright	35.500	79	26Bet Per	2.3100	13100.	71	19627	No
75	GOM_NL__2PRFIN20051201_060525_000000362043_00034_19627_8941.N1	01-DEC-2005 06:05:25	Bright	35.500	35	33Alp Per	1.7950	6250.0	71	19627	No
76	GOM_NL__2PRFIN20051201_060842_000000362043_00034_19627_8942.N1	01-DEC-2005 06:08:42	Bright	36.000	110	37Del Cas	2.6780	8900.0	72	19627	No
77	GOM_NL__2PRFIN20051201_061625_000000352043_00034_19627_8943.N1	01-DEC-2005 06:16:25	Bright	35.000	49	1Alp UMi	1.9900	6300.0	70	19627	No
78	GOM_NL__2PRFIN20051201_062105_000000362043_00034_19627_8944.N1	01-DEC-2005 06:21:05	Bright	36.000	60	7Bet UMi	2.0810	3950.0	72	19627	No
79	GOM_NL__2PRFIN20051201_062343_000000382043_00034_19627_8945.N1	01-DEC-2005 06:23:43	Bright	37.500	119	14Eta Dra	2.7270	4700.0	75	19627	No
80	GOM_NL__2PRFIN20051201_062822_000000372043_00034_19627_8946.N1	01-DEC-2005 06:28:22	Bright	36.500	39	85Eta UMa	1.8540	24000.	73	19627	No
81	GOM_NL__2PRFIN20051201_063116_000000342043_00034_19627_8947.N1	01-DEC-2005 06:31:16	Bright	34.000	180	27Gam Boo	3.0400	8000.0	68	19627	No
82	GOM_NL__2PRFIN20051201_063417_000000342043_00034_19627_8948.N1	01-DEC-2005 06:34:17	Bright	33.500	83		2.3780	11000.	67	19627	No
83	GOM_NL__2PRFIN20051201_063649_000000352043_00034_19627_8949.N1	01-DEC-2005 06:36:49	Bright	34.500	3	16Alp Boo	-0.050000	4250.0	69	19627	No
84	GOM_NL__2PRFIN20051201_064612_000000542043_00034_19627_8950.N1	01-DEC-2005 06:46:12	Bright	54.000	15	67Alp Vir	0.97600	28000.	108	19627	No
85	GOM_NL__2PRFIN20051201_064936_000000422043_00034_19627_8951.N1	01-DEC-2005 06:49:36	Twilight	41.500	169	46Gam Hya	2.9910	4700.0	83	19627	No
86	GOM_NL__2PRFIN20051201_065307_000000402043_00034_19627_8952.N1	01-DEC-2005 06:53:07	Dark	39.500	123	lot Cen	2.7500	10200.	79	19627	No
87	GOM_NL__2PRFIN20051201_065708_000000392043_00034_19627_8953.N1	01-DEC-2005 06:57:08	Dark	39.000	64	Gam Cen	2.2000	10600.	78	19627	No
88	GOM_NL__2PRFIN20051201_070613_000000382043_00035_19628_8934.N1	01-DEC-2005 07:06:13	Dark	37.500	29	Bet Car	1.6720	10200.	75	19628	No
89	GOM_NL__2PRFIN20051201_072043_000000382043_00035_19628_8935.N1	01-DEC-2005 07:20:43	Straylight	38.000	157	The1Eri	2.9060	9300.0	76	19628	No
90	GOM_NL__2PRFIN20051201_072739_000000432043_00035_19628_8936.N1	01-DEC-2005 07:27:39	Straylight	42.500	165	34Gam Eri	2.9500	3200.0	85	19628	No
91	GOM_NL__2PRFIN20051201_073300_000000412043_00035_19628_8937.N1	01-DEC-2005 07:33:00	Twilight	40.500	94	92Alp Cet	2.5260	3100.0	81	19628	No
92	GOM_NL__2PRFIN20051201_073854_000000392043_00035_19628_8938.N1	01-DEC-2005 07:38:54	Bright	39.000	50	13Alp Ari	2.0070	4250.0	78	19628	No
93	GOM_NL__2PRFIN20051201_074200_000000352043_00035_19628_8939.N1	01-DEC-2005 07:42:00	Bright	35.000	173	4Bet Tri	3.0040	8900.0	70	19628	No
94	GOM_NL__2PRFIN20051201_074324_000000362043_00035_19628_8940.N1	01-DEC-2005 07:43:24	Bright	36.000	79	26Bet Per	2.3100	13100.	72	19628	No
95	GOM_NL__2PRFIN20051201_074601_000000372043_00035_19628_8941.N1	01-DEC-2005 07:46:01	Bright	37.000	35	33Alp Per	1.7950	6250.0	74	19628	No
96	GOM_NL__2PRFIN20051201_074918_000000362043_00035_19628_8942.N1	01-DEC-2005 07:49:18	Bright	35.500	110	37Del Cas	2.6780	8900.0	71	19628	No
97	GOM_NL__2PRFIN20051201_075700_000000372043_00035_19628_8943.N1	01-DEC-2005 07:57:00	Bright	36.500	49	1Alp UMi	1.9900	6300.0	73	19628	No
98	GOM_NL__2PRFIN20051201_080141_000000332043_00035_19628_8944.N1	01-DEC-2005 08:01:41	Bright	33.000	60	7Bet UMi	2.0810	3950.0	66	19628	No
99	GOM_NL__2PRFIN20051201_080419_000000342043_00035_19628_8945.N1	01-DEC-2005 08:04:19	Bright	33.500	119	14Eta Dra	2.7270	4700.0	67	19628	No
100	GOM_NL__2PRFIN20051201_080858_000000372043_00035_19628_8946.N1	01-DEC-2005 08:08:58	Bright	37.000	39	85Eta UMa	1.8540	24000.	74	19628	No
101	GOM_NL__2PRFIN20051201_081153_000000352043_00035_19628_8947.N1	01-DEC-2005 08:11:53	Bright	35.000	180	27Gam Boo	3.0400	8000.0	70	19628	No

102	GOM_NL__2PRFIN20051201_081454_000000342043_00035_19628_8948.N1	01-DEC-2005 08:14:54	Bright	33.500	83		2.3780	11000.	67	19628	No
103	GOM_NL__2PRFIN20051201_081725_000000342043_00035_19628_8949.N1	01-DEC-2005 08:17:25	Bright	34.000	3	16Alp Boo	-0.050000	4250.0	68	19628	No
104	GOM_NL__2PRFIN20051201_082648_000000392043_00035_19628_8950.N1	01-DEC-2005 08:26:48	Bright	39.000	15	67Alp Vir	0.97600	28000.	78	19628	No
105	GOM_NL__2PRFIN20051201_083013_000000442043_00035_19628_8951.N1	01-DEC-2005 08:30:13	Tw_i_and_stray	43.500	169	46Gam Hya	2.9910	4700.0	87	19628	No
106	GOM_NL__2PRFIN20051201_083343_000000402043_00035_19628_8952.N1	01-DEC-2005 08:33:43	Dark	39.500	123	lot Cen	2.7500	10200.	79	19628	No
107	GOM_NL__2PRFIN20051201_083744_000000402043_00035_19628_8953.N1	01-DEC-2005 08:37:44	Dark	40.000	64	Gam Cen	2.2000	10600.	80	19628	No
108	GOM_NL__2PRFIN20051201_084008_000000402043_00035_19628_8954.N1	01-DEC-2005 08:40:08	Dark	39.500	20	Bet Cru	1.2530	30000.	79	19628	No
109	GOM_NL__2PRFIN20051201_084119_000000402043_00036_19629_8934.N1	01-DEC-2005 08:41:19	Dark	40.000	12	Alp1Cru	0.77500	30000.	80	19629	No
110	GOM_NL__2PRFIN20051201_084649_000000372043_00036_19629_8935.N1	01-DEC-2005 08:46:49	Dark	37.000	29	Bet Car	1.6720	10200.	74	19629	No
111	GOM_NL__2PRFIN20051201_090119_000000372043_00036_19629_8936.N1	01-DEC-2005 09:01:19	Straylight	37.000	157	The1Eri	2.9060	9300.0	74	19629	No
112	GOM_NL__2PRFIN20051201_090815_000000442043_00036_19629_8937.N1	01-DEC-2005 09:08:15	Straylight	44.000	165	34Gam Eri	2.9500	3200.0	88	19629	No
113	GOM_NL__2PRFIN20051201_091336_000000512043_00036_19629_8938.N1	01-DEC-2005 09:13:36	Tw_i_and_stray	51.000	94	92Alp Cet	2.5260	3100.0	102	19629	No
114	GOM_NL__2PRFIN20051201_091930_000000402043_00036_19629_8939.N1	01-DEC-2005 09:19:30	Bright	39.500	50	13Alp Ari	2.0070	4250.0	79	19629	No
115	GOM_NL__2PRFIN20051201_092236_000000352043_00036_19629_8940.N1	01-DEC-2005 09:22:36	Bright	35.000	173	4Bet Tri	3.0040	8900.0	70	19629	No
116	GOM_NL__2PRFIN20051201_092400_000000362043_00036_19629_8941.N1	01-DEC-2005 09:24:00	Bright	36.000	79	26Bet Per	2.3100	13100.	72	19629	No
117	GOM_NL__2PRFIN20051201_092637_000000372043_00036_19629_8942.N1	01-DEC-2005 09:26:37	Bright	37.000	35	33Alp Per	1.7950	6250.0	74	19629	No
118	GOM_NL__2PRFIN20051201_092954_000000342043_00036_19629_8943.N1	01-DEC-2005 09:29:54	Bright	34.000	110	37Del Cas	2.6780	8900.0	68	19629	No
119	GOM_NL__2PRFIN20051201_093736_000000372043_00036_19629_8944.N1	01-DEC-2005 09:37:36	Bright	36.500	49	1Alp UMi	1.9900	6300.0	73	19629	No
120	GOM_NL__2PRFIN20051201_094217_000000372043_00036_19629_8945.N1	01-DEC-2005 09:42:17	Bright	36.500	60	7Bet UMi	2.0810	3950.0	73	19629	No
121	GOM_NL__2PRFIN20051201_094455_000000362043_00036_19629_8946.N1	01-DEC-2005 09:44:55	Bright	36.000	119	14Eta Dra	2.7270	4700.0	72	19629	No
122	GOM_NL__2PRFIN20051201_094934_000000352043_00036_19629_8947.N1	01-DEC-2005 09:49:34	Bright	34.500	39	85Eta UMa	1.8540	24000.	69	19629	No
123	GOM_NL__2PRFIN20051201_095228_000000502043_00036_19629_8948.N1	01-DEC-2005 09:52:28	Bright	49.500	180	27Gam Boo	3.0400	8000.0	99	19629	No
124	GOM_NL__2PRFIN20051201_095530_000000342043_00036_19629_8949.N1	01-DEC-2005 09:55:30	Bright	33.500	83		2.3780	11000.	67	19629	No
125	GOM_NL__2PRFIN20051201_095801_000000342043_00036_19629_8950.N1	01-DEC-2005 09:58:01	Bright	34.000	3	16Alp Boo	-0.050000	4250.0	68	19629	No
126	GOM_NL__2PRFIN20051201_100724_000000402043_00036_19629_8951.N1	01-DEC-2005 10:07:24	Bright	39.500	15	67Alp Vir	0.97600	28000.	79	19629	No
127	GOM_NL__2PRFIN20051201_101049_000000412043_00036_19629_8952.N1	01-DEC-2005 10:10:49	Tw_i_and_stray	40.500	169	46Gam Hya	2.9910	4700.0	81	19629	No
128	GOM_NL__2PRFIN20051201_101419_000000392043_00036_19629_8953.N1	01-DEC-2005 10:14:19	Dark	38.500	123	lot Cen	2.7500	10200.	77	19629	No
129	GOM_NL__2PRFIN20051201_101820_000000432043_00036_19629_8954.N1	01-DEC-2005 10:18:20	Dark	42.500	64	Gam Cen	2.2000	10600.	85	19629	No
130	GOM_NL__2PRFIN20051201_102044_000000402043_00036_19629_8955.N1	01-DEC-2005 10:20:44	Dark	40.000	20	Bet Cru	1.2530	30000.	80	19629	No
131	GOM_NL__2PRFIN20051201_102155_000000382043_00037_19630_8934.N1	01-DEC-2005 10:21:55	Dark	38.000	12	Alp1Cru	0.77500	30000.	76	19630	No
132	GOM_NL__2PRFIN20051201_102725_000000382043_00037_19630_8935.N1	01-DEC-2005 10:27:25	Dark	38.000	29	Bet Car	1.6720	10200.	76	19630	No
133	GOM_NL__2PRFIN20051201_104155_000000362043_00037_19630_8936.N1	01-DEC-2005 10:41:55	Straylight	35.500	157	The1Eri	2.9060	9300.0	71	19630	No
134	GOM_NL__2PRFIN20051201_104851_000000452043_00037_19630_8937.N1	01-DEC-2005 10:48:51	Straylight	45.000	165	34Gam Eri	2.9500	3200.0	90	19630	No
135	GOM_NL__2PRFIN20051201_105412_000000432043_00037_19630_8938.N1	01-DEC-2005 10:54:12	Tw_i_and_stray	43.000	94	92Alp Cet	2.5260	3100.0	86	19630	No
136	GOM_NL__2PRFIN20051201_110006_000000402043_00037_19630_8939.N1	01-DEC-2005 11:00:06	Bright	39.500	50	13Alp Ari	2.0070	4250.0	79	19630	No
137	GOM_NL__2PRFIN20051201_110312_000000362043_00037_19630_8940.N1	01-DEC-2005 11:03:12	Bright	35.500	173	4Bet Tri	3.0040	8900.0	71	19630	No
138	GOM_NL__2PRFIN20051201_110436_000000362043_00037_19630_8941.N1	01-DEC-2005 11:04:36	Bright	36.000	79	26Bet Per	2.3100	13100.	72	19630	No
139	GOM_NL__2PRFIN20051201_110712_000000382043_00037_19630_8942.N1	01-DEC-2005 11:07:12	Bright	38.000	35	33Alp Per	1.7950	6250.0	76	19630	No
140	GOM_NL__2PRFIN20051201_111030_000000352043_00037_19630_8943.N1	01-DEC-2005 11:10:30	Bright	35.000	110	37Del Cas	2.6780	8900.0	70	19630	No
141	GOM_NL__2PRFIN20051201_112253_000000382043_00037_19630_8944.N1	01-DEC-2005 11:22:53	Bright	37.500	60	7Bet UMi	2.0810	3950.0	75	19630	No
142	GOM_NL__2PRFIN20051201_112531_000000372043_00037_19630_8945.N1	01-DEC-2005 11:25:31	Bright	36.500	119	14Eta Dra	2.7270	4700.0	73	19630	No
143	GOM_NL__2PRFIN20051201_113010_000000382043_00037_19630_8946.N1	01-DEC-2005 11:30:10	Bright	37.500	39	85Eta UMa	1.8540	24000.	75	19630	No
144	GOM_NL__2PRFIN20051201_113305_000000412043_00037_19630_8947.N1	01-DEC-2005 11:33:05	Bright	41.000	180	27Gam Boo	3.0400	8000.0	82	19630	No
145	GOM_NL__2PRFIN20051201_113606_000000342043_00037_19630_8948.N1	01-DEC-2005 11:36:06	Bright	33.500	83		2.3780	11000.	67	19630	No
146	GOM_NL__2PRFIN20051201_113837_000000352043_00037_19630_8949.N1	01-DEC-2005 11:38:37	Bright	34.500	3	16Alp Boo	-0.050000	4250.0	69	19630	No
147	GOM_NL__2PRFIN20051201_114800_000000392043_00037_19630_8950.N1	01-DEC-2005 11:48:00	Bright	38.500	15	67Alp Vir	0.97600	28000.	77	19630	No
148	GOM_NL__2PRFIN20051201_115125_000000432043_00037_19630_8951.N1	01-DEC-2005 11:51:25	Tw_i_and_stray	42.500	169	46Gam Hya	2.9910	4700.0	85	19630	No
149	GOM_NL__2PRFIN20051201_115455_000000382043_00037_19630_8952.N1	01-DEC-2005 11:54:55	Dark	37.500	123	lot Cen	2.7500	10200.	75	19630	No
150	GOM_NL__2PRFIN20051201_115857_000000422043_00037_19630_8953.N1	01-DEC-2005 11:58:57	Dark	41.500	64	Gam Cen	2.2000	10600.	83	19630	No
151	GOM_NL__2PRFIN20051201_120120_000000392043_00037_19630_8954.N1	01-DEC-2005 12:01:20	Dark	39.000	20	Bet Cru	1.2530	30000.	78	19630	No
152	GOM_NL__2PRFIN20051201_120231_000000442043_00038_19631_8934.N1	01-DEC-2005 12:02:31	Dark	44.000	12	Alp1Cru	0.77500	30000.	88	19631	No
153	GOM_NL__2PRFIN20051201_120802_000000392043_00038_19631_8935.N1	01-DEC-2005 12:08:02	Dark	39.000	29	Bet Car	1.6720	10200.	78	19631	No
154	GOM_NL__2PRFIN20051201_122231_000000392043_00038_19631_8936.N1	01-DEC-2005 12:22:31	Straylight	38.500	157	The1Eri	2.9060	9300.0	77	19631	No
155	GOM_NL__2PRFIN20051201_122927_000000462043_00038_19631_8937.N1	01-DEC-2005 12:29:27	Straylight	45.500	165	34Gam Eri	2.9500	3200.0	91	19631	No
156	GOM_NL__2PRFIN20051201_123448_000000442043_00038_19631_8938.N1	01-DEC-2005 12:34:48	Tw_i_and_stray	43.500	94	92Alp Cet	2.5260	3100.0	87	19631	No
157	GOM_NL__2PRFIN20051201_124042_000000392043_00038_19631_8939.N1	01-DEC-2005 12:40:42	Bright	38.500	50	13Alp Ari	2.0070	4250.0	77	19631	No
158	GOM_NL__2PRFIN20051201_124348_000000352043_00038_19631_8940.N1	01-DEC-2005 12:43:48	Bright	34.500	173	4Bet Tri	3.0040	8900.0	69	19631	No
159	GOM_NL__2PRFIN20051201_124511_000000362043_00038_19631_8941.N1	01-DEC-2005 12:45:11	Bright	36.000	79	26Bet Per	2.3100	13100.	72	19631	No
160	GOM_NL__2PRFIN20051201_124748_000000372043_00038_19631_8942.N1	01-DEC-2005 12:47:48	Bright	36.500	35	33Alp Per	1.7950	6250.0	73	19631	No

161	GOM_NL__2PRFIN20051201_125106_000000332043_00038_19631_8943.N1	01-DEC-2005 12:51:06	Bright	33.000	110	37Del Cas	2.6780	8900.0	66	19631	No
162	GOM_NL__2PRFIN20051201_125848_000000362043_00038_19631_8944.N1	01-DEC-2005 12:58:48	Bright	35.500	49	1Alp UMi	1.9900	6300.0	71	19631	No
163	GOM_NL__2PRFIN20051201_130329_000000342043_00038_19631_8945.N1	01-DEC-2005 13:03:29	Bright	33.500	60	7Bet UMi	2.0810	3950.0	67	19631	No
164	GOM_NL__2PRFIN20051201_130607_000000332043_00038_19631_8946.N1	01-DEC-2005 13:06:07	Bright	33.000	119	14Eta Dra	2.7270	4700.0	66	19631	No
165	GOM_NL__2PRFIN20051201_131045_000000382043_00038_19631_8947.N1	01-DEC-2005 13:10:45	Bright	38.000	39	85Eta UMa	1.8540	24000.	76	19631	No
166	GOM_NL__2PRFIN20051201_131341_000000342043_00038_19631_8948.N1	01-DEC-2005 13:13:41	Bright	33.500	180	27Gam Boo	3.0400	8000.0	67	19631	No
167	GOM_NL__2PRFIN20051201_131642_000000332043_00038_19631_8949.N1	01-DEC-2005 13:16:42	Bright	33.000	83		2.3780	11000.	66	19631	No
168	GOM_NL__2PRFIN20051201_131913_000000362043_00038_19631_8950.N1	01-DEC-2005 13:19:13	Bright	36.000	3	16Alp Boo	-0.050000	4250.0	72	19631	No
169	GOM_NL__2PRFIN20051201_132837_000000412043_00038_19631_8951.N1	01-DEC-2005 13:28:37	Bright	40.500	15	67Alp Vir	0.97600	28000.	81	19631	No
170	GOM_NL__2PRFIN20051201_133202_000000402043_00038_19631_8952.N1	01-DEC-2005 13:32:02	Tw_i_and_stray	39.500	169	46Gam Hya	2.9910	4700.0	79	19631	No
171	GOM_NL__2PRFIN20051201_133532_000000392043_00038_19631_8953.N1	01-DEC-2005 13:35:32	Dark	38.500	123	lot Cen	2.7500	10200.	77	19631	No
172	GOM_NL__2PRFIN20051201_133933_000000382043_00038_19631_8954.N1	01-DEC-2005 13:39:33	Dark	37.500	64	Gam Cen	2.2000	10600.	75	19631	No
173	GOM_NL__2PRFIN20051201_134156_000000452043_00038_19631_8955.N1	01-DEC-2005 13:41:56	Dark	44.500	20	Bet Cru	1.2530	30000.	89	19631	No
174	GOM_NL__2PRFIN20051201_134307_000000452043_00039_19632_8935.N1	01-DEC-2005 13:43:07	Dark	44.500	12	Alp1Cru	0.77500	30000.	89	19632	No
175	GOM_NL__2PRFIN20051201_134838_000000382043_00039_19632_8936.N1	01-DEC-2005 13:48:38	Dark	38.000	29	Bet Car	1.6720	10200.	76	19632	No
176	GOM_NL__2PRFIN20051201_140307_000000382043_00039_19632_8937.N1	01-DEC-2005 14:03:07	Straylight	37.500	157	The1Eri	2.9060	9300.0	75	19632	No
177	GOM_NL__2PRFIN20051201_141002_000000432043_00039_19632_8938.N1	01-DEC-2005 14:10:02	Straylight	43.000	165	34Gam Eri	2.9500	3200.0	86	19632	No
178	GOM_NL__2PRFIN20051201_141524_000000442043_00039_19632_8939.N1	01-DEC-2005 14:15:24	Tw_i_and_stray	43.500	94	92Alp Cet	2.5260	3100.0	87	19632	No
179	GOM_NL__2PRFIN20051201_142118_000000392043_00039_19632_8940.N1	01-DEC-2005 14:21:18	Bright	39.000	50	13Alp Ari	2.0070	4250.0	78	19632	No
180	GOM_NL__2PRFIN20051201_142425_000000352043_00039_19632_8941.N1	01-DEC-2005 14:24:25	Bright	34.500	173	4Bet Tri	3.0040	8900.0	69	19632	No
181	GOM_NL__2PRFIN20051201_142547_000000372043_00039_19632_8942.N1	01-DEC-2005 14:25:47	Bright	36.500	79	26Bet Per	2.3100	13100.	73	19632	No
182	GOM_NL__2PRFIN20051201_142824_000000362043_00039_19632_8943.N1	01-DEC-2005 14:28:24	Bright	35.500	35	33Alp Per	1.7950	6250.0	71	19632	No
183	GOM_NL__2PRFIN20051201_143142_000000352043_00039_19632_8944.N1	01-DEC-2005 14:31:42	Bright	35.000	110	37Del Cas	2.6780	8900.0	70	19632	No
184	GOM_NL__2PRFIN20051201_143924_000000362043_00039_19632_8945.N1	01-DEC-2005 14:39:24	Bright	36.000	49	1Alp UMi	1.9900	6300.0	72	19632	No
185	GOM_NL__2PRFIN20051201_144405_000000362043_00039_19632_8946.N1	01-DEC-2005 14:44:05	Bright	36.000	60	7Bet UMi	2.0810	3950.0	72	19632	No
186	GOM_NL__2PRFIN20051201_144643_000000362043_00039_19632_8947.N1	01-DEC-2005 14:46:43	Bright	35.500	119	14Eta Dra	2.7270	4700.0	71	19632	No
187	GOM_NL__2PRFIN20051201_145121_000000392043_00039_19632_8948.N1	01-DEC-2005 14:51:21	Bright	39.000	39	85Eta UMa	1.8540	24000.	78	19632	No
188	GOM_NL__2PRFIN20051201_145417_000000422043_00039_19632_8949.N1	01-DEC-2005 14:54:17	Bright	41.500	180	27Gam Boo	3.0400	8000.0	83	19632	No
189	GOM_NL__2PRFIN20051201_145718_000000342043_00039_19632_8950.N1	01-DEC-2005 14:57:18	Bright	33.500	83		2.3780	11000.	67	19632	No
190	GOM_NL__2PRFIN20051201_145949_000000362043_00039_19632_8951.N1	01-DEC-2005 14:59:49	Bright	36.000	3	16Alp Boo	-0.050000	4250.0	72	19632	No
191	GOM_NL__2PRFIN20051201_150913_000000402043_00039_19632_8952.N1	01-DEC-2005 15:09:13	Bright	40.000	15	67Alp Vir	0.97600	28000.	80	19632	No
192	GOM_NL__2PRFIN20051201_151238_000000412043_00039_19632_8953.N1	01-DEC-2005 15:12:38	Tw_i_and_stray	41.000	169	46Gam Hya	2.9910	4700.0	82	19632	No
193	GOM_NL__2PRFIN20051201_151608_000000392043_00039_19632_8954.N1	01-DEC-2005 15:16:08	Dark	38.500	123	lot Cen	2.7500	10200.	77	19632	No
194	GOM_NL__2PRFIN20051201_151818_000000382043_00039_19632_8955.N1	01-DEC-2005 15:18:18	Dark	37.500	95	Zet Cen	2.5450	26000.	75	19632	No
195	GOM_NL__2PRFIN20051201_152009_000000392043_00039_19632_8956.N1	01-DEC-2005 15:20:09	Dark	39.000	64	Gam Cen	2.2000	10600.	78	19632	No
196	GOM_NL__2PRFIN20051201_152232_000000372043_00039_19632_8957.N1	01-DEC-2005 15:22:32	Dark	37.000	20	Bet Cru	1.2530	30000.	74	19632	No
197	GOM_NL__2PRFIN20051201_152344_000000482043_00040_19633_8935.N1	01-DEC-2005 15:23:44	Dark	47.500	12	Alp1Cru	0.77500	30000.	95	19633	No
198	GOM_NL__2PRFIN20051201_152914_000000382043_00040_19633_8936.N1	01-DEC-2005 15:29:14	Dark	37.500	29	Bet Car	1.6720	10200.	75	19633	No
199	GOM_NL__2PRFIN20051201_154343_000000392043_00040_19633_8937.N1	01-DEC-2005 15:43:43	Straylight	38.500	157	The1Eri	2.9060	9300.0	77	19633	No
200	GOM_NL__2PRFIN20051201_155038_000000432043_00040_19633_8938.N1	01-DEC-2005 15:50:38	Straylight	42.500	165	34Gam Eri	2.9500	3200.0	85	19633	No
201	GOM_NL__2PRFIN20051201_155600_000000442043_00040_19633_8939.N1	01-DEC-2005 15:56:00	Tw_i_and_stray	43.500	94	92Alp Cet	2.5260	3100.0	87	19633	No
202	GOM_NL__2PRFIN20051201_160154_000000382043_00040_19633_8940.N1	01-DEC-2005 16:01:54	Bright	37.500	50	13Alp Ari	2.0070	4250.0	75	19633	No
203	GOM_NL__2PRFIN20051201_160501_000000362043_00040_19633_8941.N1	01-DEC-2005 16:05:01	Bright	36.000	173	4Bet Tri	3.0040	8900.0	72	19633	No
204	GOM_NL__2PRFIN20051201_160623_000000372043_00040_19633_8942.N1	01-DEC-2005 16:06:23	Bright	37.000	79	26Bet Per	2.3100	13100.	74	19633	No
205	GOM_NL__2PRFIN20051201_160900_000000382043_00040_19633_8943.N1	01-DEC-2005 16:09:00	Bright	37.500	35	33Alp Per	1.7950	6250.0	75	19633	No
206	GOM_NL__2PRFIN20051201_161218_000000352043_00040_19633_8944.N1	01-DEC-2005 16:12:18	Bright	35.000	110	37Del Cas	2.6780	8900.0	70	19633	No
207	GOM_NL__2PRFIN20051201_162000_000000362043_00040_19633_8945.N1	01-DEC-2005 16:20:00	Bright	36.000	49	1Alp UMi	1.9900	6300.0	72	19633	No
208	GOM_NL__2PRFIN20051201_162440_000000362043_00040_19633_8946.N1	01-DEC-2005 16:24:40	Bright	35.500	60	7Bet UMi	2.0810	3950.0	71	19633	No
209	GOM_NL__2PRFIN20051201_162719_000000382043_00040_19633_8947.N1	01-DEC-2005 16:27:19	Bright	37.500	119	14Eta Dra	2.7270	4700.0	75	19633	No
210	GOM_NL__2PRFIN20051201_163157_000000392043_00040_19633_8948.N1	01-DEC-2005 16:31:57	Bright	38.500	39	85Eta UMa	1.8540	24000.	77	19633	No
211	GOM_NL__2PRFIN20051201_163453_000000352043_00040_19633_8949.N1	01-DEC-2005 16:34:53	Bright	34.500	180	27Gam Boo	3.0400	8000.0	69	19633	No
212	GOM_NL__2PRFIN20051201_163754_000000352043_00040_19633_8950.N1	01-DEC-2005 16:37:54	Bright	34.500	83		2.3780	11000.	69	19633	No
213	GOM_NL__2PRFIN20051201_164026_000000342043_00040_19633_8951.N1	01-DEC-2005 16:40:26	Bright	34.000	3	16Alp Boo	-0.050000	4250.0	68	19633	No
214	GOM_NL__2PRFIN20051201_164949_000000392043_00040_19633_8952.N1	01-DEC-2005 16:49:49	Bright	38.500	15	67Alp Vir	0.97600	28000.	77	19633	No
215	GOM_NL__2PRFIN20051201_165314_000000392043_00040_19633_8953.N1	01-DEC-2005 16:53:14	Tw_i_and_stray	38.500	169	46Gam Hya	2.9910	4700.0	77	19633	No
216	GOM_NL__2PRFIN20051201_165644_000000372043_00040_19633_8954.N1	01-DEC-2005 16:56:44	Dark	36.500	123	lot Cen	2.7500	10200.	73	19633	No
217	GOM_NL__2PRFIN20051201_165854_000000372043_00040_19633_8955.N1	01-DEC-2005 16:58:54	Dark	37.000	95	Zet Cen	2.5450	26000.	74	19633	No
218	GOM_NL__2PRFIN20051201_170046_000000392043_00040_19633_8956.N1	01-DEC-2005 17:00:46	Dark	39.000	64	Gam Cen	2.2000	10600.	78	19633	No
219	GOM_NL__2PRFIN20051201_170309_000000422043_00040_19633_8957.N1	01-DEC-2005 17:03:09	Dark	41.500	20	Bet Cru	1.2530	30000.	83	19633	No

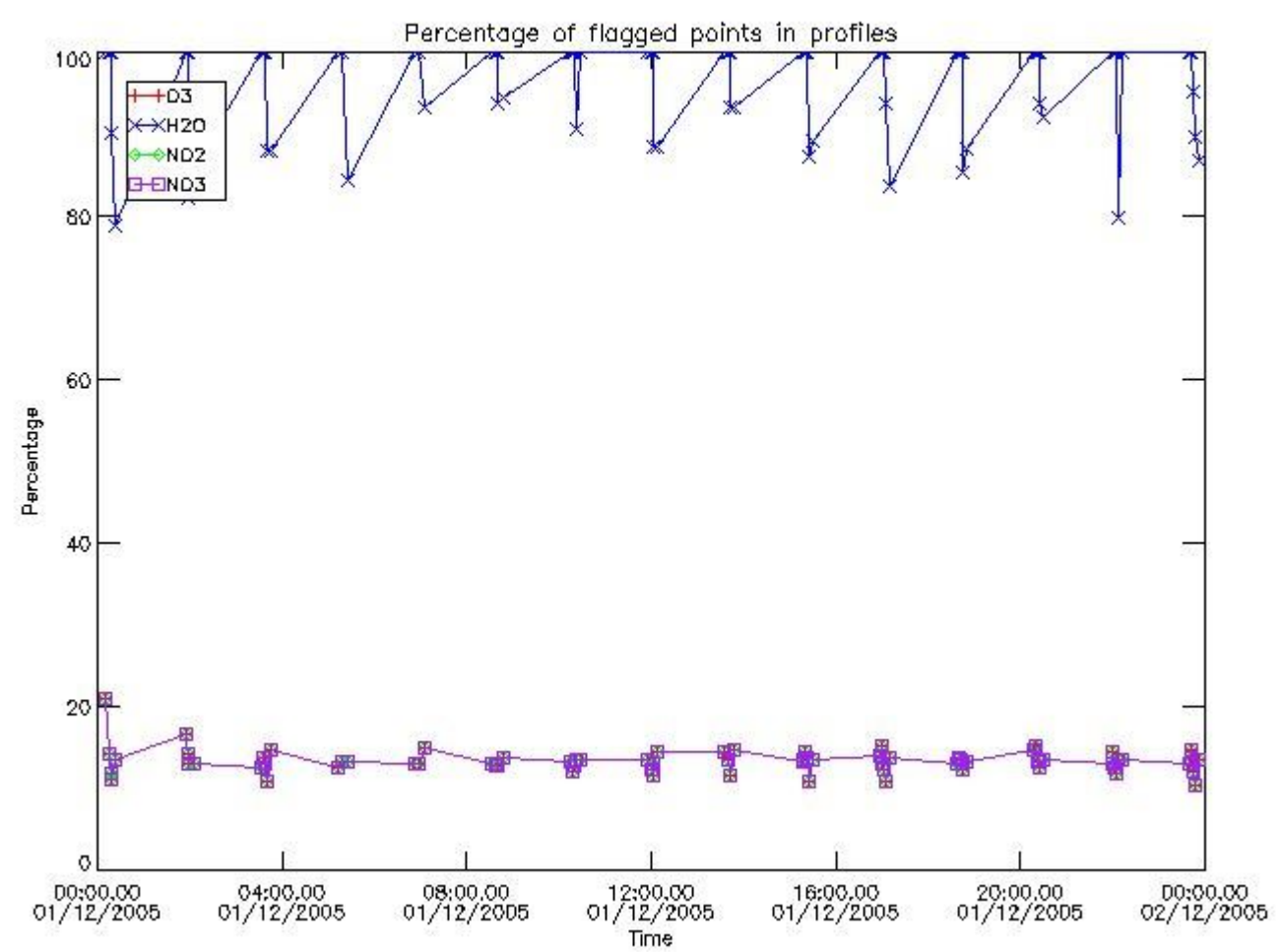
220	GOM_NL__2PRFIN20051201_170420_000000482043_00041_19634_9005.N1	01-DEC-2005 17:04:20	Dark	47.500	12	Alp1Cru	0.77500	30000.	95	19634	No
221	GOM_NL__2PRFIN20051201_170950_000000372043_00041_19634_9006.N1	01-DEC-2005 17:09:50	Dark	36.500	29	Bet Car	1.6720	10200.	73	19634	No
222	GOM_NL__2PRFIN20051201_172420_000000382043_00041_19634_9007.N1	01-DEC-2005 17:24:20	Straylight	38.000	157	The1Eri	2.9060	9300.0	76	19634	No
223	GOM_NL__2PRFIN20051201_173115_000000462043_00041_19634_9008.N1	01-DEC-2005 17:31:15	Straylight	45.500	165	34Gam Eri	2.9500	3200.0	91	19634	No
224	GOM_NL__2PRFIN20051201_173636_000000432043_00041_19634_9009.N1	01-DEC-2005 17:36:36	Tw_i_and_stray	42.500	94	92Alp Cet	2.5260	3100.0	85	19634	No
225	GOM_NL__2PRFIN20051201_174231_000000372043_00041_19634_9010.N1	01-DEC-2005 17:42:31	Bright	37.000	50	13Alp Ari	2.0070	4250.0	74	19634	No
226	GOM_NL__2PRFIN20051201_174537_000000362043_00041_19634_9011.N1	01-DEC-2005 17:45:37	Bright	35.500	173	4Bet Tri	3.0040	8900.0	71	19634	No
227	GOM_NL__2PRFIN20051201_174659_000000372043_00041_19634_9012.N1	01-DEC-2005 17:46:59	Bright	36.500	79	26Bet Per	2.3100	13100.	73	19634	No
228	GOM_NL__2PRFIN20051201_174935_000000362043_00041_19634_9013.N1	01-DEC-2005 17:49:35	Bright	35.500	35	33Alp Per	1.7950	6250.0	71	19634	No
229	GOM_NL__2PRFIN20051201_175255_000000352043_00041_19634_9014.N1	01-DEC-2005 17:52:55	Bright	35.000	110	37Del Cas	2.6780	8900.0	70	19634	No
230	GOM_NL__2PRFIN20051201_180036_000000362043_00041_19634_9015.N1	01-DEC-2005 18:00:36	Bright	36.000	49	1Alp UMi	1.9900	6300.0	72	19634	No
231	GOM_NL__2PRFIN20051201_180516_000000372043_00041_19634_9016.N1	01-DEC-2005 18:05:16	Bright	36.500	60	7Bet UMi	2.0810	3950.0	73	19634	No
232	GOM_NL__2PRFIN20051201_180756_000000362043_00041_19634_9017.N1	01-DEC-2005 18:07:56	Bright	36.000	119	14Eta Dra	2.7270	4700.0	72	19634	No
233	GOM_NL__2PRFIN20051201_181233_000000362043_00041_19634_9018.N1	01-DEC-2005 18:12:33	Bright	36.000	39	85Eta UMa	1.8540	24000.	72	19634	No
234	GOM_NL__2PRFIN20051201_181529_000000332043_00041_19634_9019.N1	01-DEC-2005 18:15:29	Bright	33.000	180	27Gam Boo	3.0400	8000.0	66	19634	No
235	GOM_NL__2PRFIN20051201_181830_000000342043_00041_19634_9020.N1	01-DEC-2005 18:18:30	Bright	34.000	83		2.3780	11000.	68	19634	No
236	GOM_NL__2PRFIN20051201_182102_000000342043_00041_19634_9021.N1	01-DEC-2005 18:21:02	Bright	34.000	3	16Alp Boo	-0.050000	4250.0	68	19634	No
237	GOM_NL__2PRFIN20051201_183026_000000552043_00041_19634_9022.N1	01-DEC-2005 18:30:26	Bright	55.000	15	67Alp Vir	0.97600	28000.	110	19634	No
238	GOM_NL__2PRFIN20051201_183351_000000442043_00041_19634_9023.N1	01-DEC-2005 18:33:51	Tw_i_and_stray	44.000	169	46Gam Hya	2.9910	4700.0	88	19634	No
239	GOM_NL__2PRFIN20051201_183721_000000392043_00041_19634_9024.N1	01-DEC-2005 18:37:21	Dark	39.000	123	1ot Cen	2.7500	10200.	78	19634	No
240	GOM_NL__2PRFIN20051201_183930_000000372043_00041_19634_9025.N1	01-DEC-2005 18:39:30	Dark	37.000	95	Zet Cen	2.5450	26000.	74	19634	No
241	GOM_NL__2PRFIN20051201_184122_000000382043_00041_19634_9026.N1	01-DEC-2005 18:41:22	Dark	38.000	64	Gam Cen	2.2000	10600.	76	19634	No
242	GOM_NL__2PRFIN20051201_184345_000000392043_00041_19634_9027.N1	01-DEC-2005 18:43:45	Dark	39.000	20	Bet Cru	1.2530	30000.	78	19634	No
243	GOM_NL__2PRFIN20051201_184456_000000422043_00042_19635_9005.N1	01-DEC-2005 18:44:56	Dark	41.500	12	Alp1Cru	0.77500	30000.	83	19635	No
244	GOM_NL__2PRFIN20051201_185027_000000382043_00042_19635_9006.N1	01-DEC-2005 18:50:27	Dark	38.000	29	Bet Car	1.6720	10200.	76	19635	No
245	GOM_NL__2PRFIN20051201_190456_000000402043_00042_19635_9007.N1	01-DEC-2005 19:04:56	Straylight	39.500	157	The1Eri	2.9060	9300.0	79	19635	No
246	GOM_NL__2PRFIN20051201_191151_000000482043_00042_19635_9008.N1	01-DEC-2005 19:11:51	Straylight	47.500	165	34Gam Eri	2.9500	3200.0	95	19635	No
247	GOM_NL__2PRFIN20051201_191712_000000442043_00042_19635_9009.N1	01-DEC-2005 19:17:12	Tw_i_and_stray	43.500	94	92Alp Cet	2.5260	3100.0	87	19635	No
248	GOM_NL__2PRFIN20051201_192307_000000392043_00042_19635_9010.N1	01-DEC-2005 19:23:07	Bright	39.000	50	13Alp Ari	2.0070	4250.0	78	19635	No
249	GOM_NL__2PRFIN20051201_192613_000000352043_00042_19635_9011.N1	01-DEC-2005 19:26:13	Bright	35.000	173	4Bet Tri	3.0040	8900.0	70	19635	No
250	GOM_NL__2PRFIN20051201_192735_000000372043_00042_19635_9012.N1	01-DEC-2005 19:27:35	Bright	37.000	79	26Bet Per	2.3100	13100.	74	19635	No
251	GOM_NL__2PRFIN20051201_193011_000000362043_00042_19635_9013.N1	01-DEC-2005 19:30:11	Bright	35.500	35	33Alp Per	1.7950	6250.0	71	19635	No
252	GOM_NL__2PRFIN20051201_193331_000000352043_00042_19635_9014.N1	01-DEC-2005 19:33:31	Bright	34.500	110	37Del Cas	2.6780	8900.0	69	19635	No
253	GOM_NL__2PRFIN20051201_194112_000000362043_00042_19635_9015.N1	01-DEC-2005 19:41:12	Bright	36.000	49	1Alp UMi	1.9900	6300.0	72	19635	No
254	GOM_NL__2PRFIN20051201_194552_000000362043_00042_19635_9016.N1	01-DEC-2005 19:45:52	Bright	36.000	60	7Bet UMi	2.0810	3950.0	72	19635	No
255	GOM_NL__2PRFIN20051201_194832_000000342043_00042_19635_9017.N1	01-DEC-2005 19:48:32	Bright	33.500	119	14Eta Dra	2.7270	4700.0	67	19635	No
256	GOM_NL__2PRFIN20051201_195309_000000382043_00042_19635_9018.N1	01-DEC-2005 19:53:09	Bright	38.000	39	85Eta UMa	1.8540	24000.	76	19635	No
257	GOM_NL__2PRFIN20051201_195605_000000432043_00042_19635_9019.N1	01-DEC-2005 19:56:05	Bright	42.500	180	27Gam Boo	3.0400	8000.0	85	19635	No
258	GOM_NL__2PRFIN20051201_195906_000000342043_00042_19635_9020.N1	01-DEC-2005 19:59:06	Bright	33.500	83		2.3780	11000.	67	19635	No
259	GOM_NL__2PRFIN20051201_200138_000000342043_00042_19635_9021.N1	01-DEC-2005 20:01:38	Bright	34.000	3	16Alp Boo	-0.050000	4250.0	68	19635	No
260	GOM_NL__2PRFIN20051201_201102_000000402043_00042_19635_9022.N1	01-DEC-2005 20:11:02	Bright	40.000	15	67Alp Vir	0.97600	28000.	80	19635	No
261	GOM_NL__2PRFIN20051201_201427_000000442043_00042_19635_9023.N1	01-DEC-2005 20:14:27	Tw_i_and_stray	44.000	169	46Gam Hya	2.9910	4700.0	88	19635	No
262	GOM_NL__2PRFIN20051201_201757_000000382043_00042_19635_9024.N1	01-DEC-2005 20:17:57	Dark	38.000	123	1ot Cen	2.7500	10200.	76	19635	No
263	GOM_NL__2PRFIN20051201_202006_000000372043_00042_19635_9025.N1	01-DEC-2005 20:20:06	Dark	37.000	95	Zet Cen	2.5450	26000.	74	19635	No
264	GOM_NL__2PRFIN20051201_202159_000000392043_00042_19635_9026.N1	01-DEC-2005 20:21:59	Dark	38.500	64	Gam Cen	2.2000	10600.	77	19635	No
265	GOM_NL__2PRFIN20051201_202421_000000382043_00042_19635_9027.N1	01-DEC-2005 20:24:21	Dark	38.000	20	Bet Cru	1.2530	30000.	76	19635	No
266	GOM_NL__2PRFIN20051201_202532_000000412043_00043_19636_9005.N1	01-DEC-2005 20:25:32	Dark	40.500	12	Alp1Cru	0.77500	30000.	81	19636	No
267	GOM_NL__2PRFIN20051201_203103_000000382043_00043_19636_9006.N1	01-DEC-2005 20:31:03	Dark	37.500	29	Bet Car	1.6720	10200.	75	19636	No
268	GOM_NL__2PRFIN20051201_204532_000000372043_00043_19636_9007.N1	01-DEC-2005 20:45:32	Straylight	37.000	157	The1Eri	2.9060	9300.0	74	19636	No
269	GOM_NL__2PRFIN20051201_205227_000000482043_00043_19636_9008.N1	01-DEC-2005 20:52:27	Straylight	47.500	165	34Gam Eri	2.9500	3200.0	95	19636	No
270	GOM_NL__2PRFIN20051201_205748_000000442043_00043_19636_9009.N1	01-DEC-2005 20:57:48	Tw_i_and_stray	44.000	94	92Alp Cet	2.5260	3100.0	88	19636	No
271	GOM_NL__2PRFIN20051201_210343_000000382043_00043_19636_9010.N1	01-DEC-2005 21:03:43	Bright	38.000	50	13Alp Ari	2.0070	4250.0	76	19636	No
272	GOM_NL__2PRFIN20051201_210649_000000342043_00043_19636_9011.N1	01-DEC-2005 21:06:49	Bright	34.000	173	4Bet Tri	3.0040	8900.0	68	19636	No
273	GOM_NL__2PRFIN20051201_210811_000000362043_00043_19636_9012.N1	01-DEC-2005 21:08:11	Bright	35.500	79	26Bet Per	2.3100	13100.	71	19636	No
274	GOM_NL__2PRFIN20051201_211047_000000382043_00043_19636_9013.N1	01-DEC-2005 21:10:47	Bright	38.000	35	33Alp Per	1.7950	6250.0	76	19636	No
275	GOM_NL__2PRFIN20051201_211407_000000362043_00043_19636_9014.N1	01-DEC-2005 21:14:07	Bright	35.500	110	37Del Cas	2.6780	8900.0	71	19636	No
276	GOM_NL__2PRFIN20051201_212148_000000372043_00043_19636_9015.N1	01-DEC-2005 21:21:48	Bright	36.500	49	1Alp UMi	1.9900	6300.0	73	19636	No
277	GOM_NL__2PRFIN20051201_212628_000000332043_00043_19636_9016.N1	01-DEC-2005 21:26:28	Bright	33.000	60	7Bet UMi	2.0810	3950.0	66	19636	No
278	GOM_NL__2PRFIN20051201_212908_000000372043_00043_19636_9017.N1	01-DEC-2005 21:29:08	Bright	36.500	119	14Eta Dra	2.7270	4700.0	73	19636	No

279	GOM_NL__2PRFIN20051201_213345_000000352043_00043_19636_9018.N1	01-DEC-2005 21:33:45	Bright	35.000	39	85Eta UMa	1.8540	24000.	70	19636	No
280	GOM_NL__2PRFIN20051201_213641_000000332043_00043_19636_9019.N1	01-DEC-2005 21:36:41	Bright	33.000	180	27Gam Boo	3.0400	8000.0	66	19636	No
281	GOM_NL__2PRFIN20051201_213942_000000342043_00043_19636_9020.N1	01-DEC-2005 21:39:42	Bright	33.500	83		2.3780	11000.	67	19636	No
282	GOM_NL__2PRFIN20051201_214214_000000342043_00043_19636_9021.N1	01-DEC-2005 21:42:14	Bright	34.000	3	16Alp Boo	-0.050000	4250.0	68	19636	No
283	GOM_NL__2PRFIN20051201_215138_000000552043_00043_19636_9022.N1	01-DEC-2005 21:51:38	Bright	55.000	15	67Alp Vir	0.97600	28000.	110	19636	No
284	GOM_NL__2PRFIN20051201_215504_000000412043_00043_19636_9023.N1	01-DEC-2005 21:55:04	Tw_i_and_stray	40.500	169	46Gam Hya	2.9910	4700.0	81	19636	No
285	GOM_NL__2PRFIN20051201_215833_000000392043_00043_19636_9024.N1	01-DEC-2005 21:58:33	Dark	39.000	123	lot Cen	2.7500	10200.	78	19636	No
286	GOM_NL__2PRFIN20051201_220042_000000392043_00043_19636_9025.N1	01-DEC-2005 22:00:42	Dark	39.000	95	Zet Cen	2.5450	26000.	78	19636	No
287	GOM_NL__2PRFIN20051201_220235_000000412043_00043_19636_9026.N1	01-DEC-2005 22:02:35	Dark	40.500	64	Gam Cen	2.2000	10600.	81	19636	No
288	GOM_NL__2PRFIN20051201_220457_000000482043_00043_19636_9027.N1	01-DEC-2005 22:04:57	Dark	47.500	20	Bet Cru	1.2530	30000.	95	19636	No
289	GOM_NL__2PRFIN20051201_220608_000000382043_00044_19637_9005.N1	01-DEC-2005 22:06:08	Dark	37.500	12	Alp1Cru	0.77500	30000.	75	19637	No
290	GOM_NL__2PRFIN20051201_221139_000000382043_00044_19637_9006.N1	01-DEC-2005 22:11:39	Dark	37.500	29	Bet Car	1.6720	10200.	75	19637	No
291	GOM_NL__2PRFIN20051201_222608_000000392043_00044_19637_9007.N1	01-DEC-2005 22:26:08	Straylight	38.500	157	The1Eri	2.9060	9300.0	77	19637	No
292	GOM_NL__2PRFIN20051201_223303_000000452043_00044_19637_9008.N1	01-DEC-2005 22:33:03	Straylight	45.000	165	34Gam Eri	2.9500	3200.0	90	19637	No
293	GOM_NL__2PRFIN20051201_223824_000000432043_00044_19637_9009.N1	01-DEC-2005 22:38:24	Tw_i_and_stray	42.500	94	92Alp Cet	2.5260	3100.0	85	19637	No
294	GOM_NL__2PRFIN20051201_224419_000000362043_00044_19637_9010.N1	01-DEC-2005 22:44:19	Bright	36.000	50	13Alp Ari	2.0070	4250.0	72	19637	No
295	GOM_NL__2PRFIN20051201_224725_000000362043_00044_19637_9011.N1	01-DEC-2005 22:47:25	Bright	35.500	173	4Bet Tri	3.0040	8900.0	71	19637	No
296	GOM_NL__2PRFIN20051201_224847_000000372043_00044_19637_9012.N1	01-DEC-2005 22:48:47	Bright	36.500	79	26Bet Per	2.3100	13100.	73	19637	No
297	GOM_NL__2PRFIN20051201_225123_000000382043_00044_19637_9013.N1	01-DEC-2005 22:51:23	Bright	37.500	35	33Alp Per	1.7950	6250.0	75	19637	No
298	GOM_NL__2PRFIN20051201_225443_000000342043_00044_19637_9014.N1	01-DEC-2005 22:54:43	Bright	34.000	110	37Del Cas	2.6780	8900.0	68	19637	No
299	GOM_NL__2PRFIN20051201_230224_000000362043_00044_19637_9015.N1	01-DEC-2005 23:02:24	Bright	36.000	49	1Alp UMi	1.9900	6300.0	72	19637	No
300	GOM_NL__2PRFIN20051201_230704_000000332043_00044_19637_9016.N1	01-DEC-2005 23:07:04	Bright	33.000	60	7Bet UMi	2.0810	3950.0	66	19637	No
301	GOM_NL__2PRFIN20051201_230944_000000342043_00044_19637_9017.N1	01-DEC-2005 23:09:44	Bright	34.000	119	14Eta Dra	2.7270	4700.0	68	19637	No
302	GOM_NL__2PRFIN20051201_231421_000000352043_00044_19637_9018.N1	01-DEC-2005 23:14:21	Bright	34.500	39	85Eta UMa	1.8540	24000.	69	19637	No
303	GOM_NL__2PRFIN20051201_231717_000000342043_00044_19637_9019.N1	01-DEC-2005 23:17:17	Bright	33.500	180	27Gam Boo	3.0400	8000.0	67	19637	No
304	GOM_NL__2PRFIN20051201_232018_000000342043_00044_19637_9020.N1	01-DEC-2005 23:20:18	Bright	34.000	83		2.3780	11000.	68	19637	No
305	GOM_NL__2PRFIN20051201_232250_000000332043_00044_19637_9021.N1	01-DEC-2005 23:22:50	Bright	33.000	3	16Alp Boo	-0.050000	4250.0	66	19637	No
306	GOM_NL__2PRFIN20051201_233215_000000552043_00044_19637_9022.N1	01-DEC-2005 23:32:15	Bright	55.000	15	67Alp Vir	0.97600	28000.	110	19637	No
307	GOM_NL__2PRFIN20051201_233540_000000432043_00044_19637_9023.N1	01-DEC-2005 23:35:40	Tw_i_and_stray	42.500	169	46Gam Hya	2.9910	4700.0	85	19637	No
308	GOM_NL__2PRFIN20051201_233909_000000392043_00044_19637_9024.N1	01-DEC-2005 23:39:09	Dark	39.000	123	lot Cen	2.7500	10200.	78	19637	No
309	GOM_NL__2PRFIN20051201_234118_000000372043_00044_19637_9025.N1	01-DEC-2005 23:41:18	Dark	37.000	95	Zet Cen	2.5450	26000.	74	19637	No
310	GOM_NL__2PRFIN20051201_234311_000000382043_00044_19637_9026.N1	01-DEC-2005 23:43:11	Dark	38.000	64	Gam Cen	2.2000	10600.	76	19637	No
311	GOM_NL__2PRFIN20051201_234533_000000432043_00044_19637_9027.N1	01-DEC-2005 23:45:33	Dark	42.500	20	Bet Cru	1.2530	30000.	85	19637	No
312	GOM_NL__2PRFIN20051201_234645_000000492043_00045_19638_9005.N1	01-DEC-2005 23:46:45	Dark	49.000	12	Alp1Cru	0.77500	30000.	98	19638	No
313	GOM_NL__2PRFIN20051201_235216_000000382043_00045_19638_9006.N1	01-DEC-2005 23:52:16	Dark	38.000	29	Bet Car	1.6720	10200.	76	19638	No

3. Quality information per product

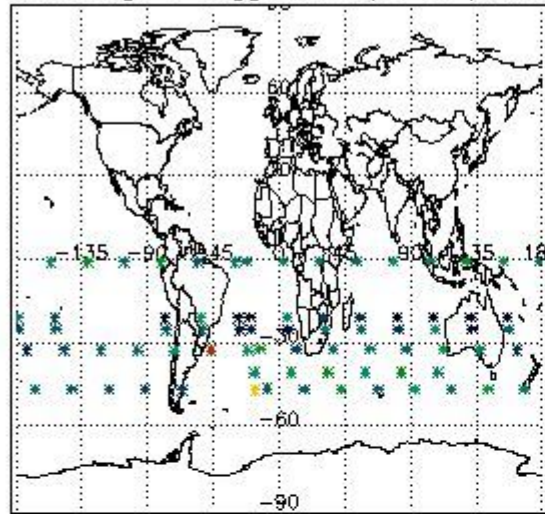
In this section it is plotted some information contained in the Quality Summary data set of the level 2 products. Only products in dark limb conditions and without errors (error flag in the MPH set to "0") are used.

3.1 Plot quality information per product (time dependant)

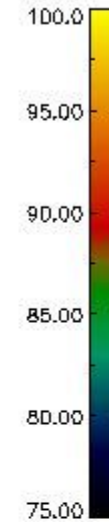
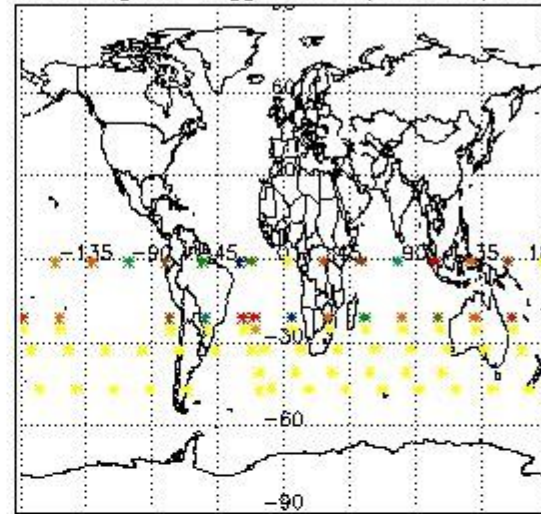


3.2 Plot quality information per product (world map)

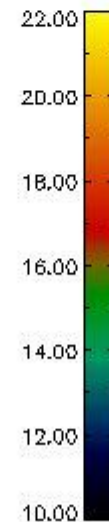
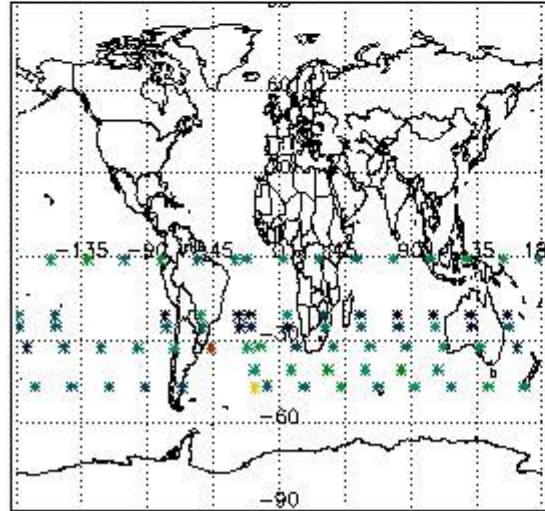
Percentage of flagged data per O3 profile



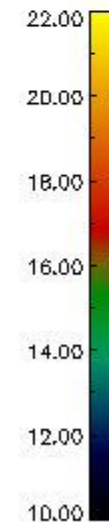
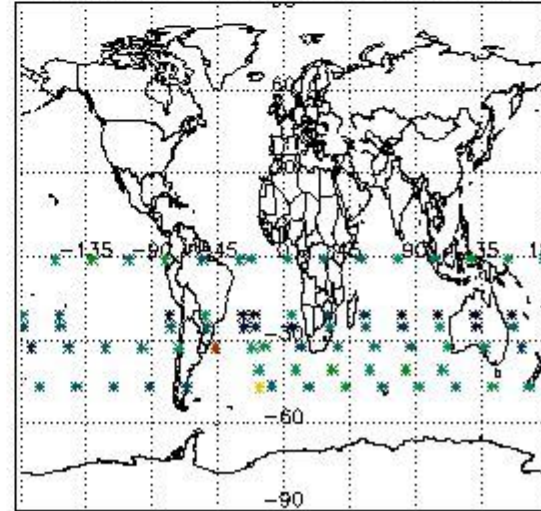
Percentage of flagged data per H2O profile



Percentage of flagged data per NO2 profile



Percentage of flagged data per NO3 profile

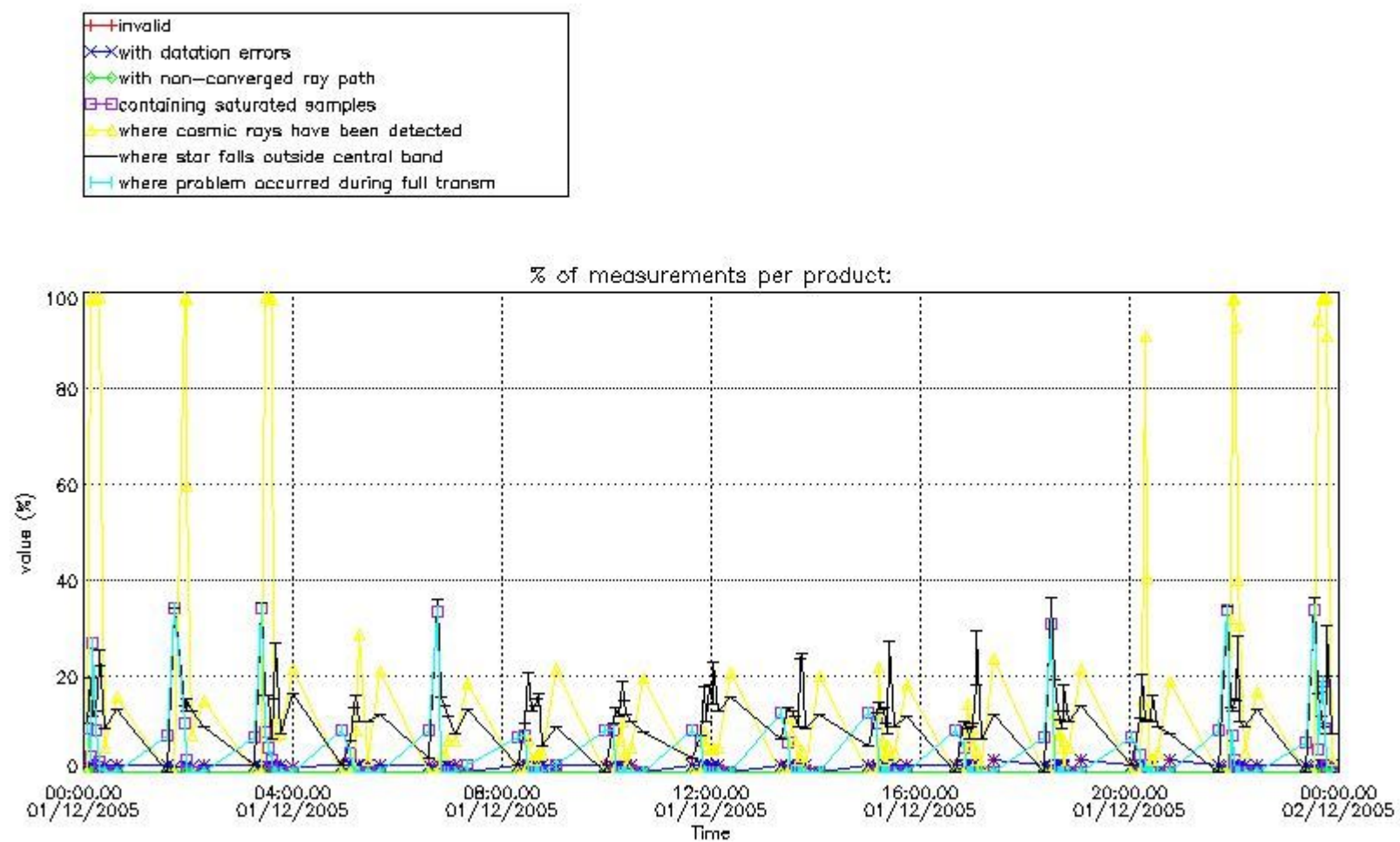


4. Level 1 quality information per product

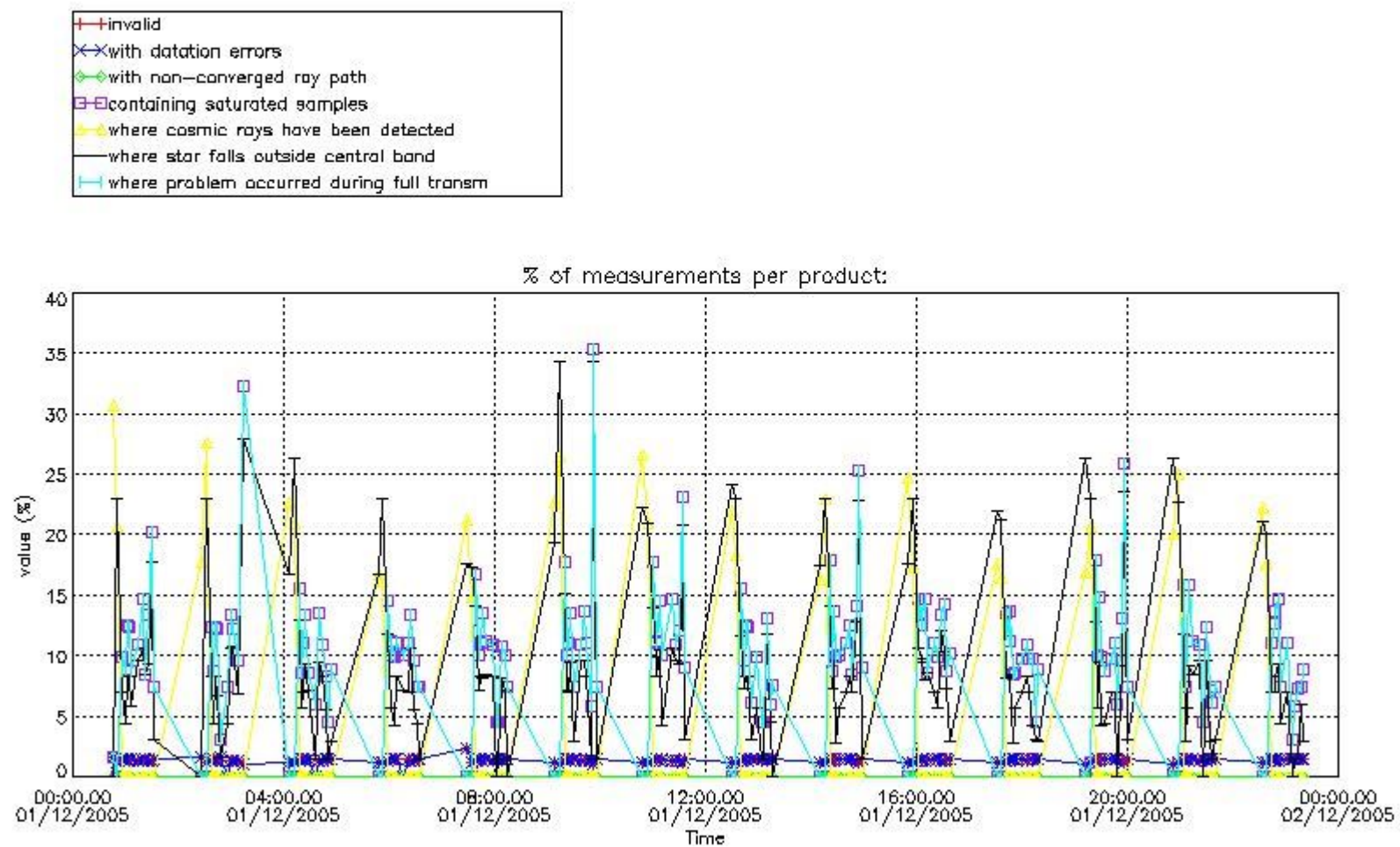
In this section it is plotted some information contained in the Quality Summary data set of the level 2 products that comes from the level 1b processing. Products without errors (error flag in the MPH set to "0") are used.

4.1 Plot quality information per product (time dependant) coming from level 1b processing

4.1.1 Plot level 1 quality information per product (time dependant): ENVISAT ASCENDING passes



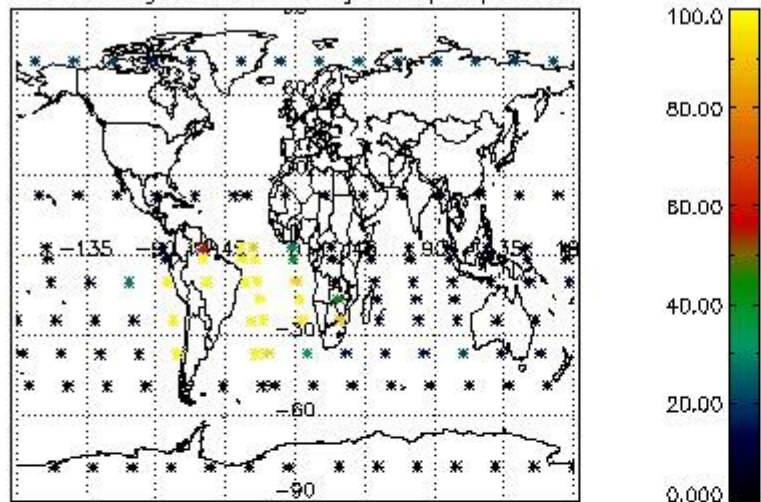
4.1.2 Plot level 1 quality information per product (time dependant): ENVI SAT DESCENDING passes



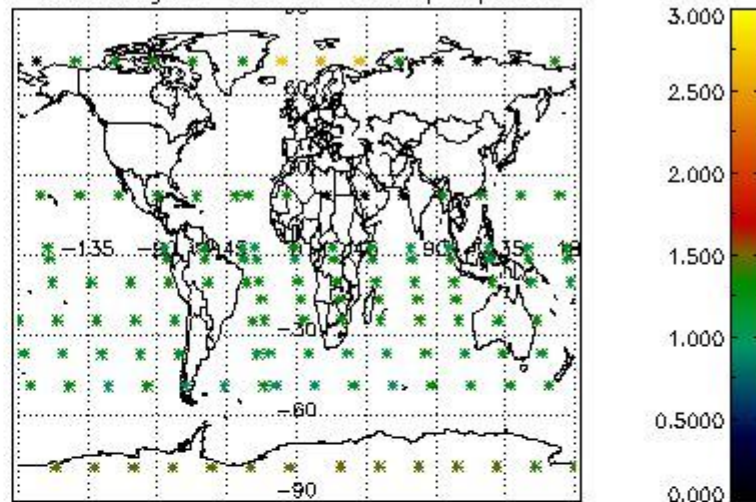
4.2 Plot quality information per product coming from level 1b processing (world map)

4.2.1 Plot level 1 quality information per product (world map): ENVISAT ASCENDING passes

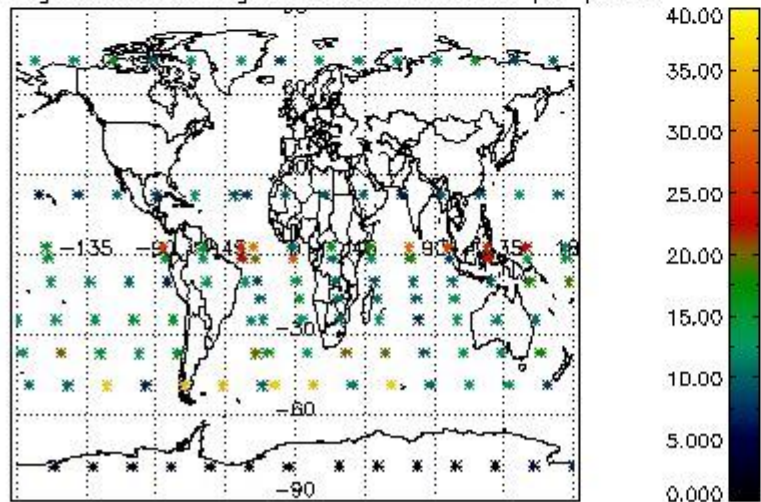
Percentage of cosmic ray hits per profile



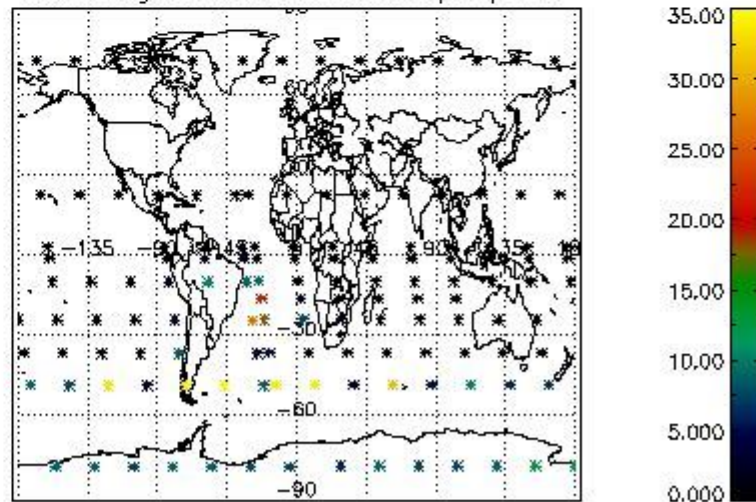
Percentage of datation errors per profile



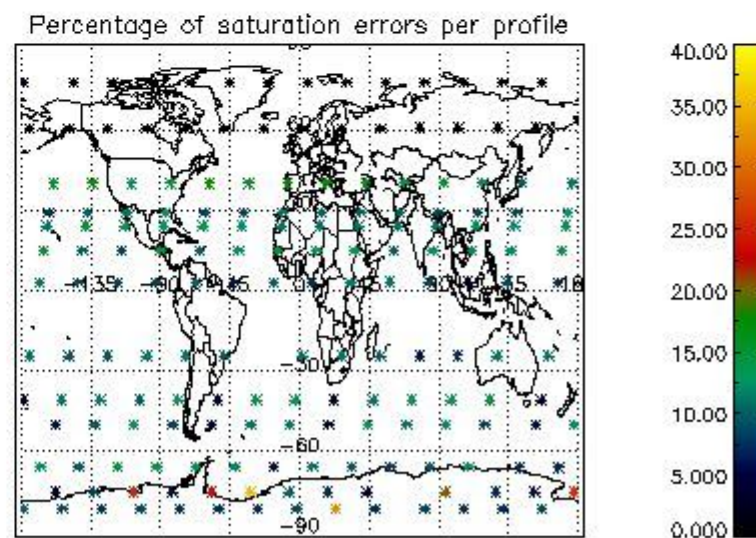
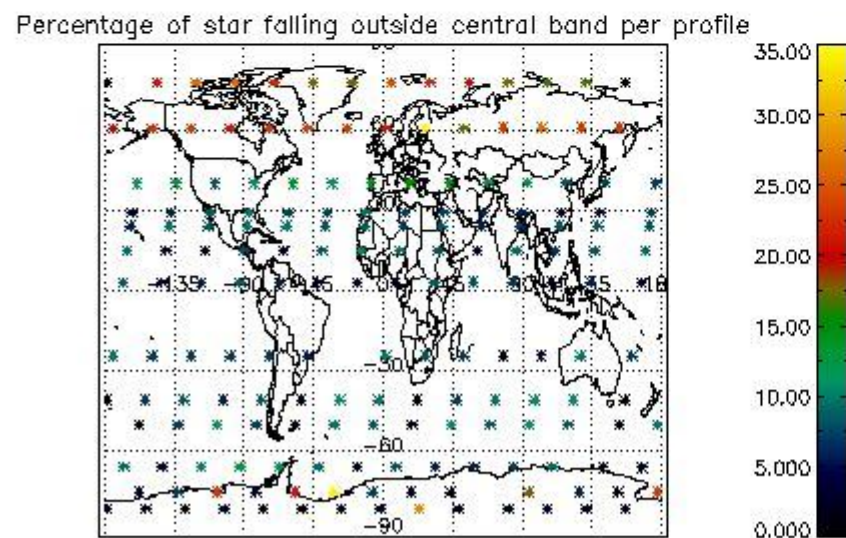
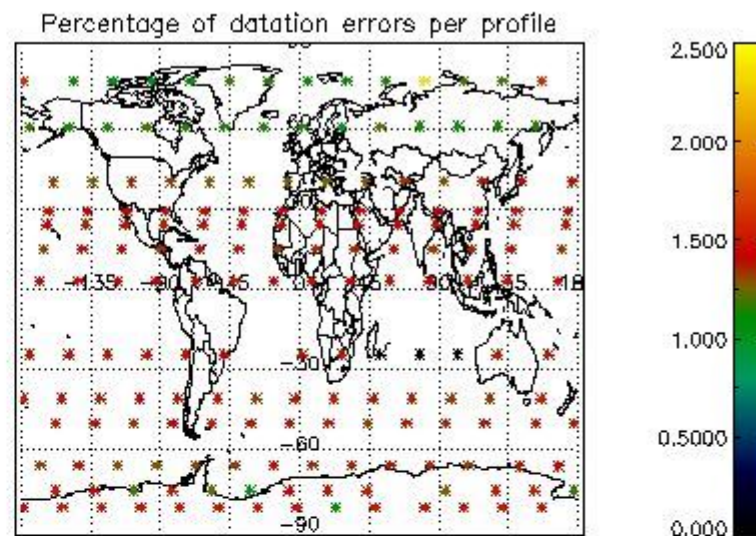
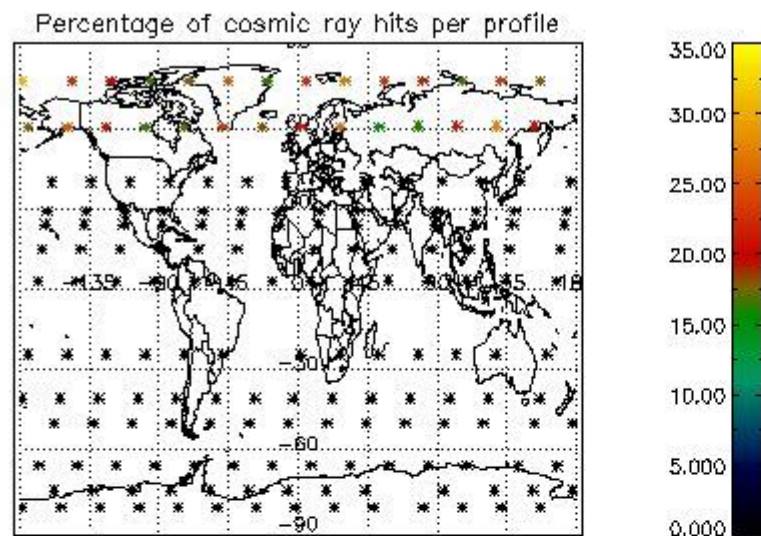
Percentage of star falling outside central band per profile



Percentage of saturation errors per profile



4.2.2 Plot level 1 quality information per product (world map): ENVISAT DESCENDING passes



5. Trace gas profiles

5.1 Ozone statistics based on quality of products

The final quality of the products can be "measured" using the STD (Standard Deviation) attached to every point profile. This information is written to the parameter GOM_NL__2P/NL_LOCAL_SPECIES_DENSITY/o3_std of the level 2 products. The table below shows the statistics for given STD ranges.

The statistics are given with respect to the overall valid production:

- Products without fatal errors: GOM_NL__2P/MPH/PRODUCT_ERR=0
- Valid point profile: GOM_NL__2P/NL_LOCAL_SPECIES_DENSITY/pcd(0)=0

The 'Criteria' is applied to valid points of dark limb products:

- Products in dark limb illumination condition: GOM_NL__2P/NL_SUMMARY_QUALITY/obs_ill_cond=0
- Products without fatal errors: GOM_NL__2P/MPH/PRODUCT_ERR=0
- Valid point profile: GOM_NL__2P/NL_LOCAL_SPECIES_DENSITY/pcd(0)=0

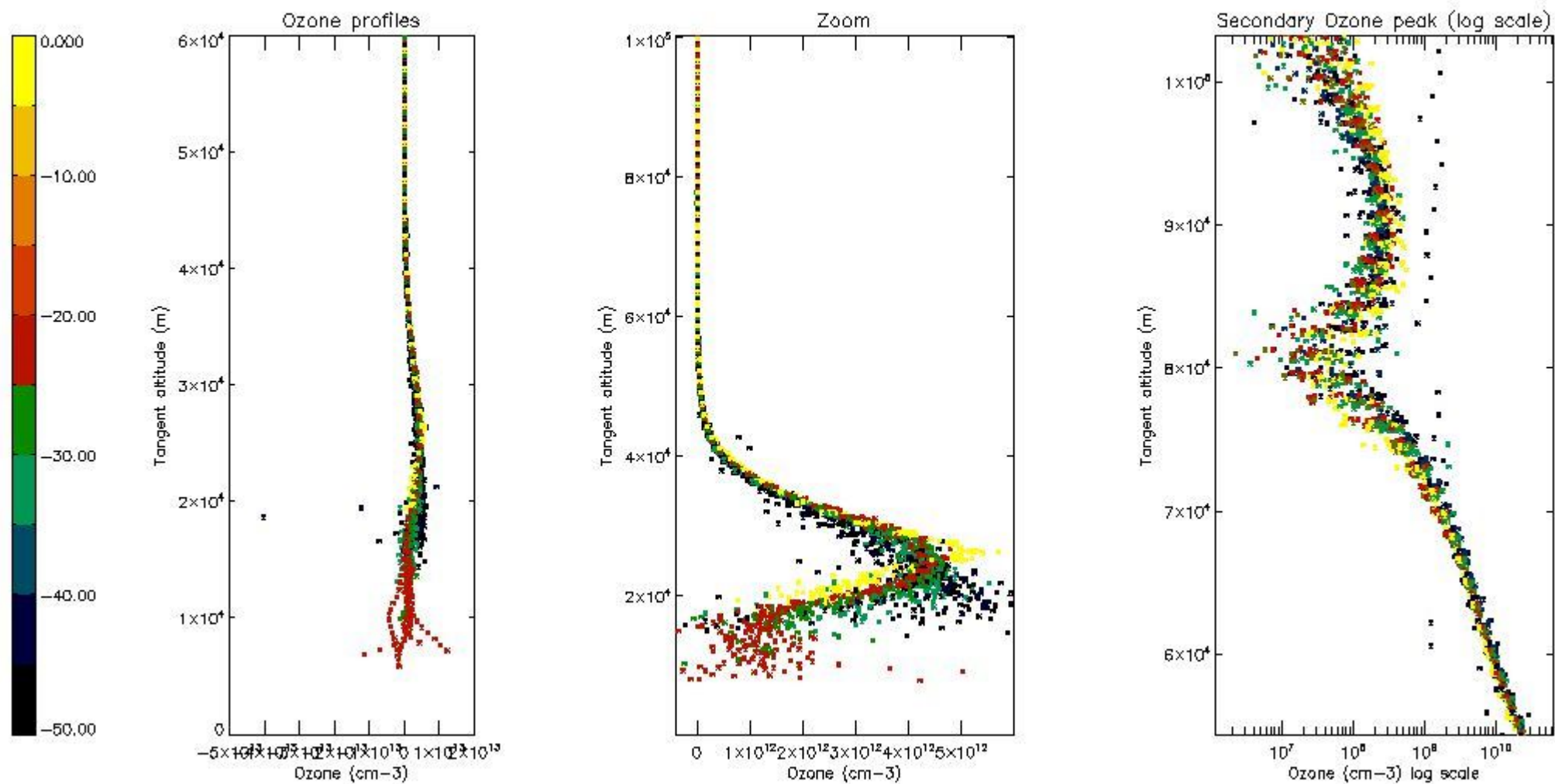
So, the table below shows the percentage of dark limb and valid observations for each criteria with respect to the overall valid daily observations.

Criteria	% of total production
All STD	26
STD < 20	17

STD < 10	14
STD < 5	9

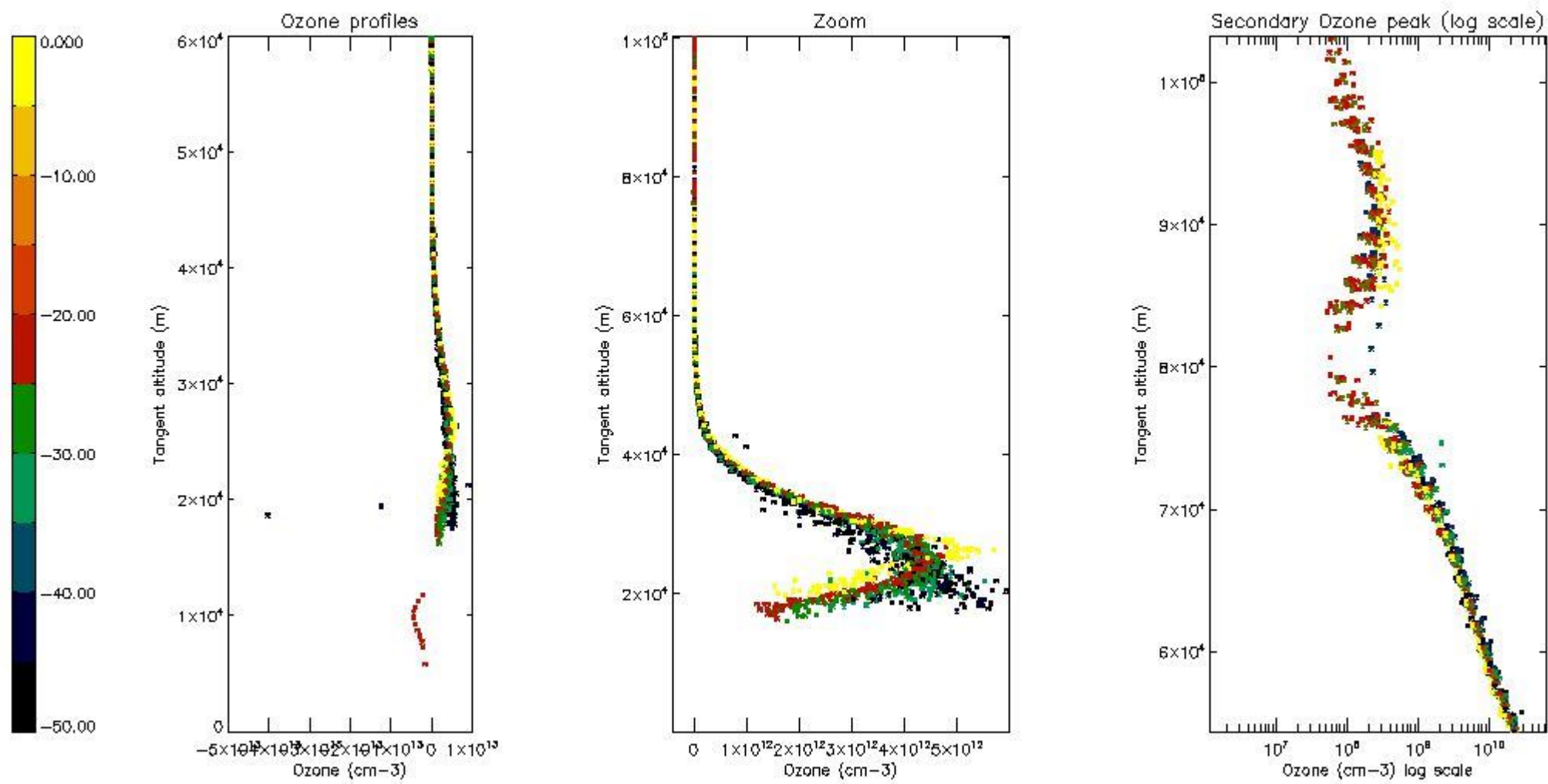
5.2 Plot ozone profiles for all STD (dark without errors)

The colorbar represents the latitude.



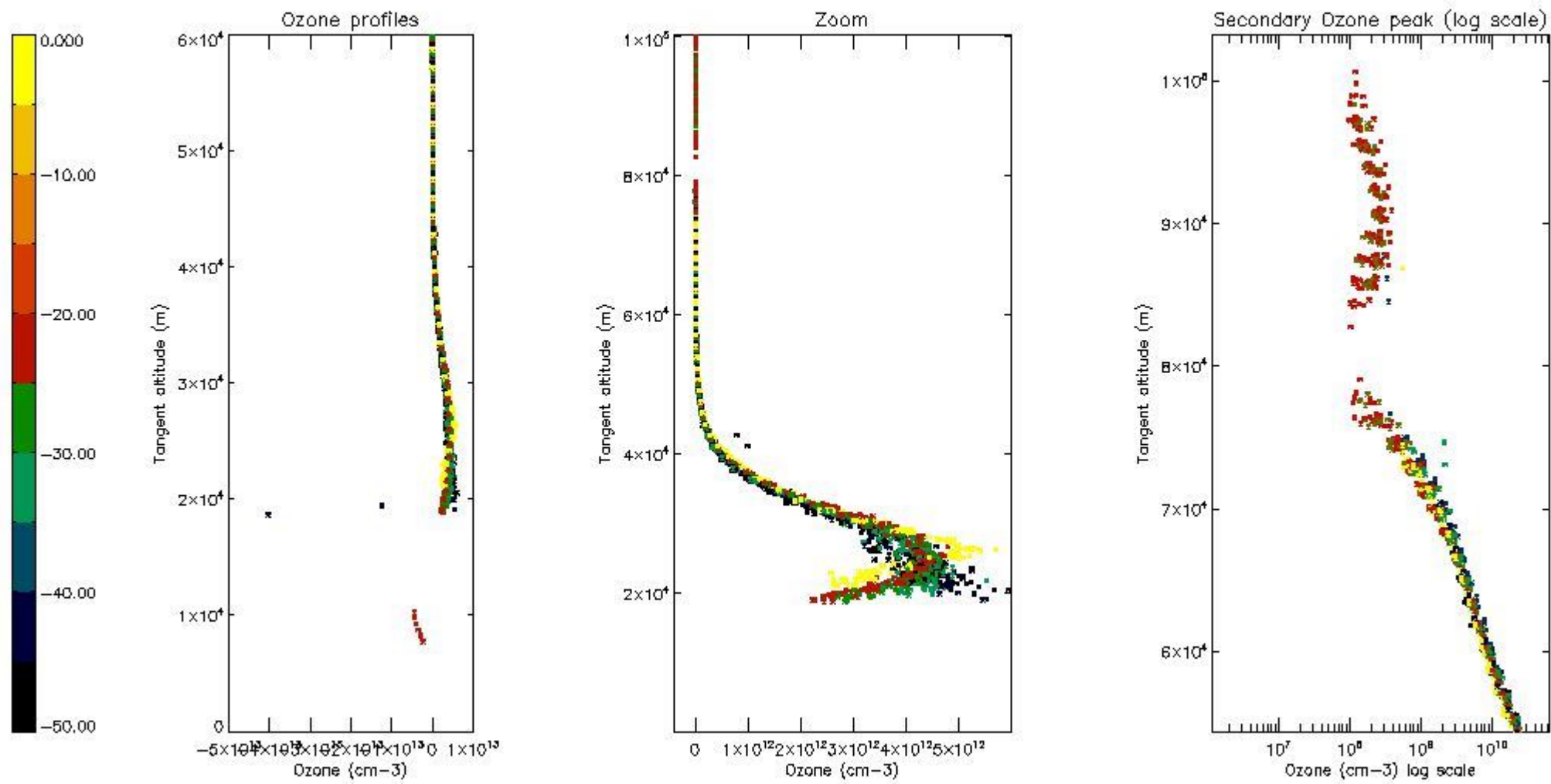
5.3 Plot ozone profiles where STD < 20% (dark without errors)

The colorbar represents the latitude.



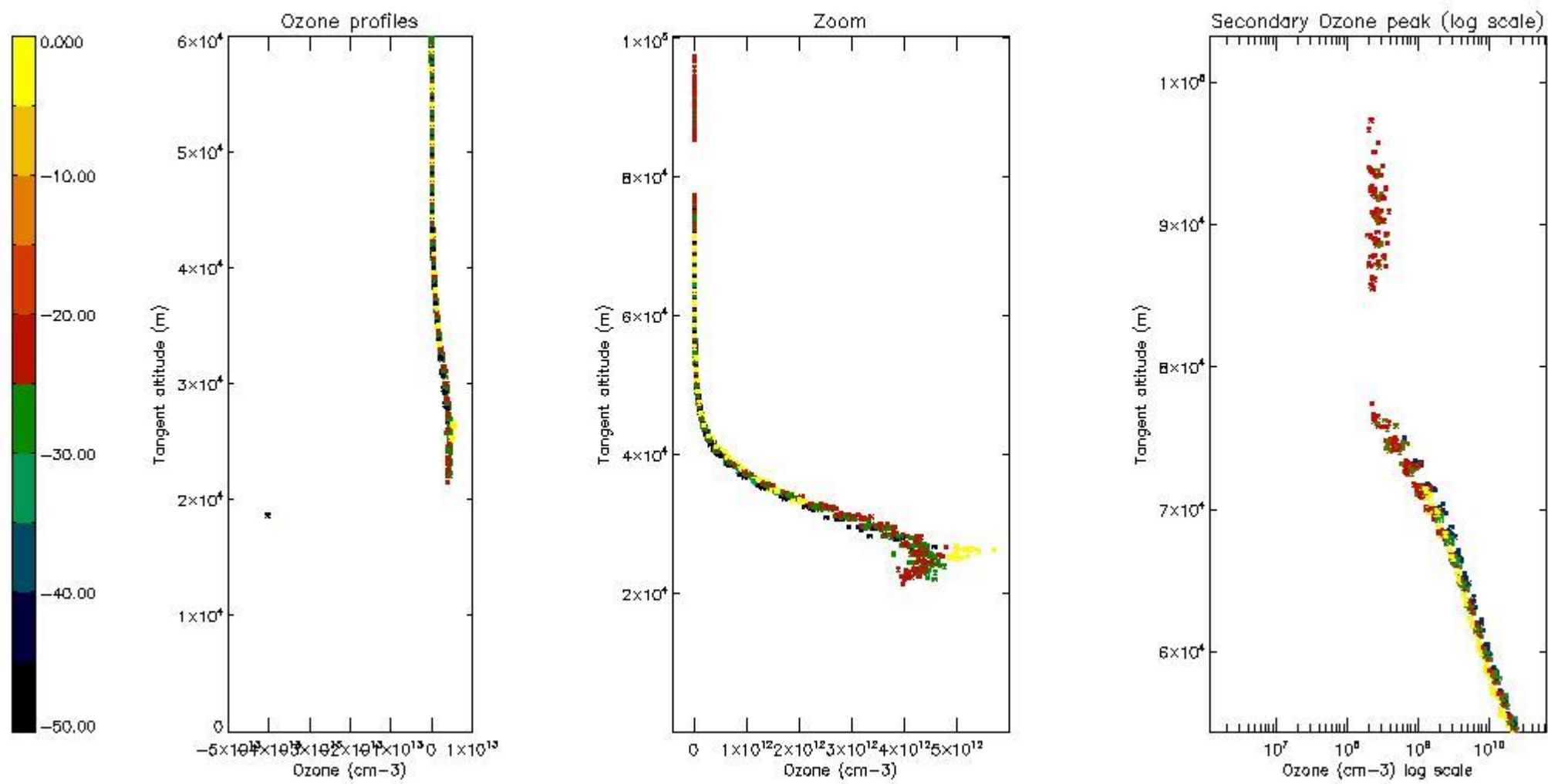
5.4 Plot ozone profiles where STD < 10% (dark without errors)

The colorbar represents the latitude.



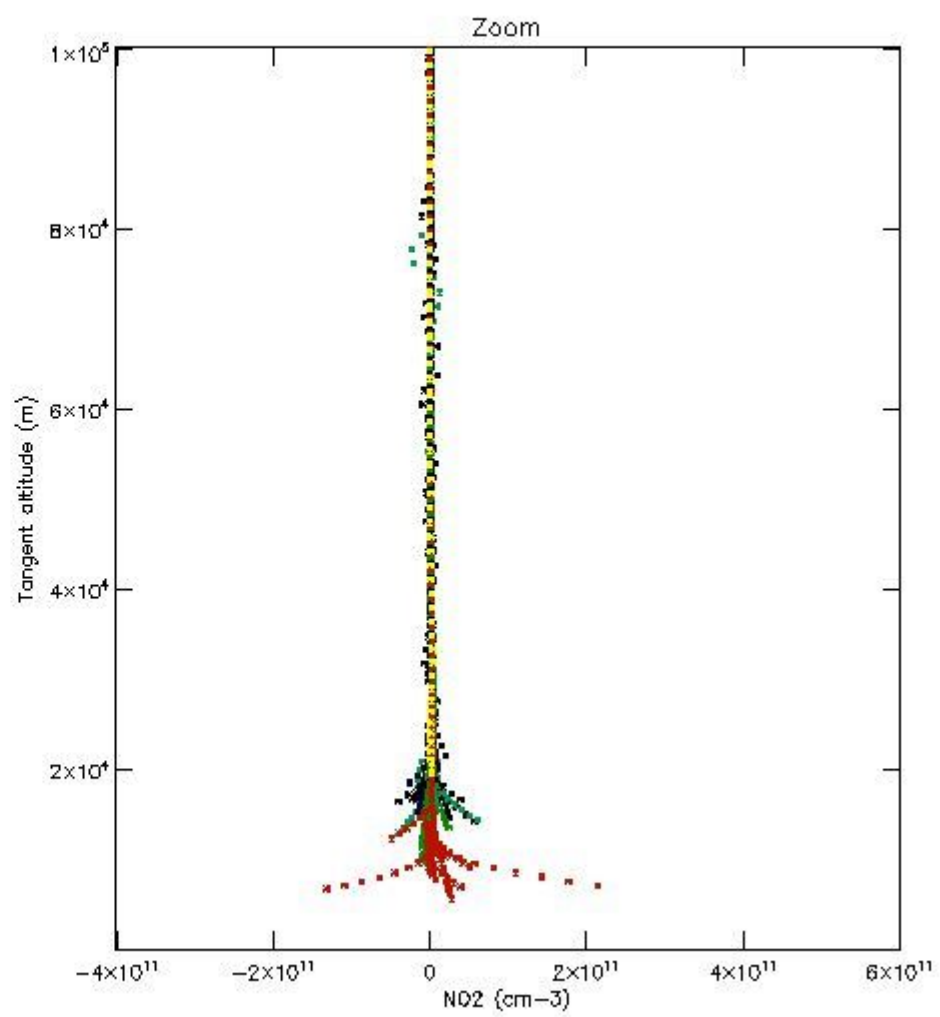
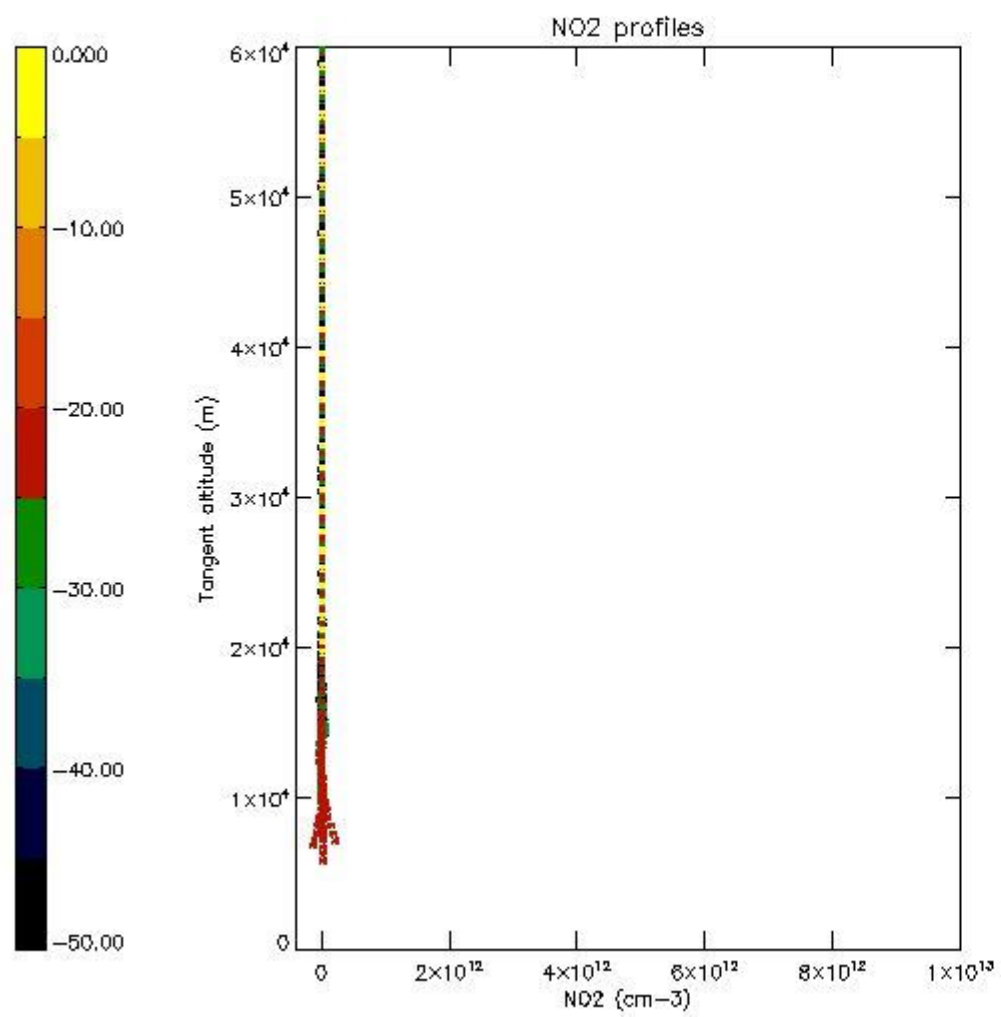
5.5 Plot ozone profiles where STD < 5% (dark without errors)

The colorbar represents the latitude.



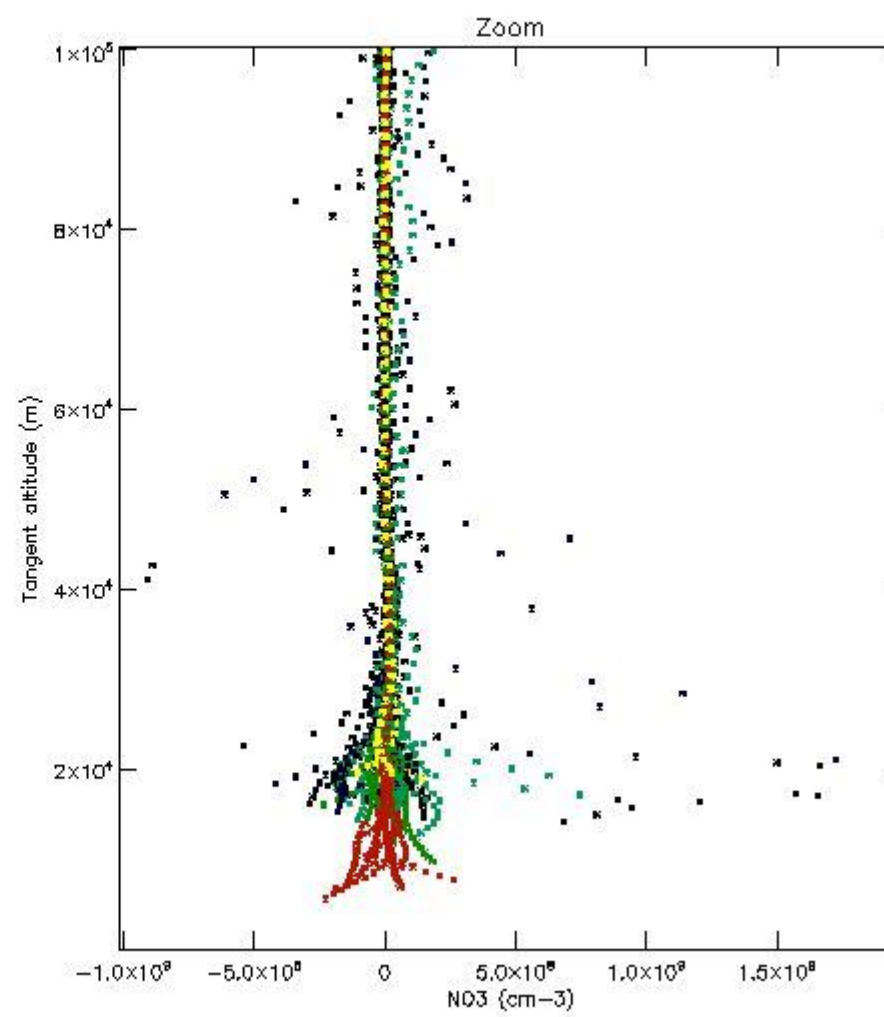
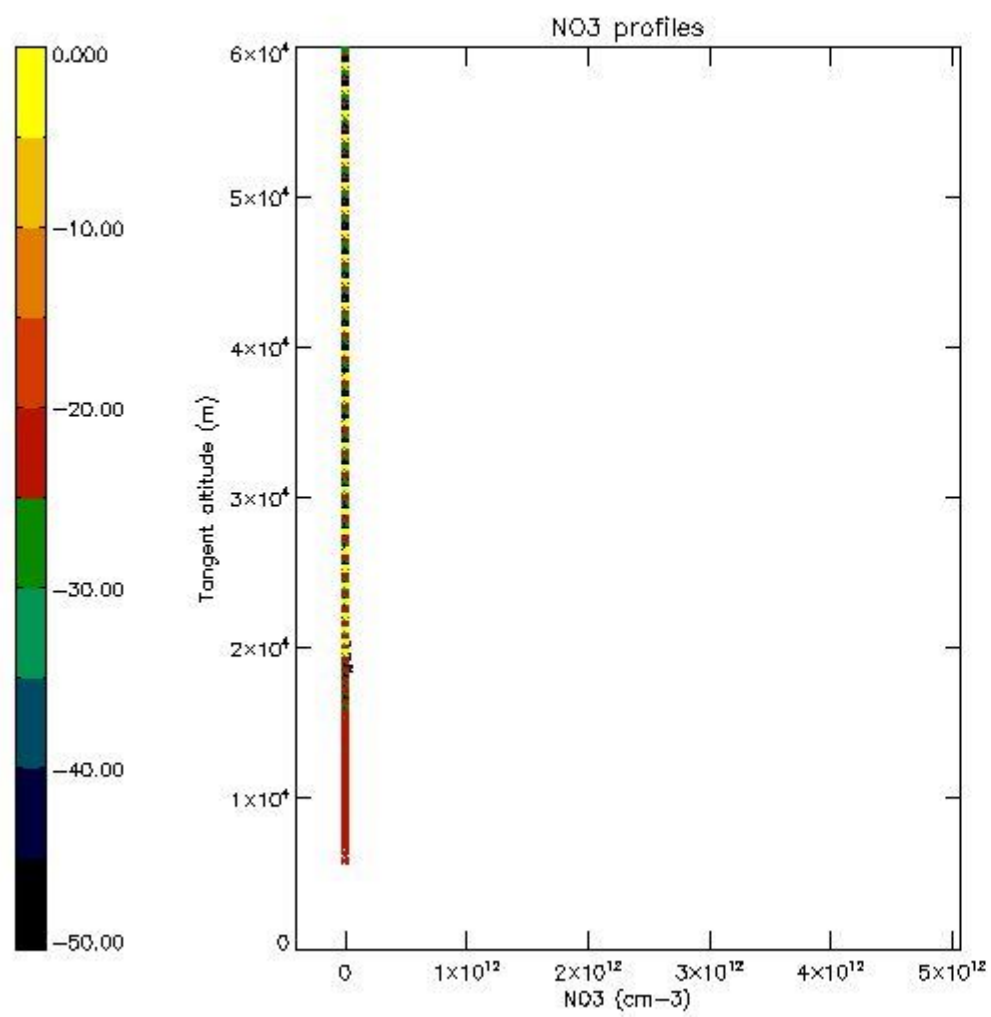
5.6 Plot NO₂ profiles for all STD (dark without errors)

The colorbar represents the latitude.



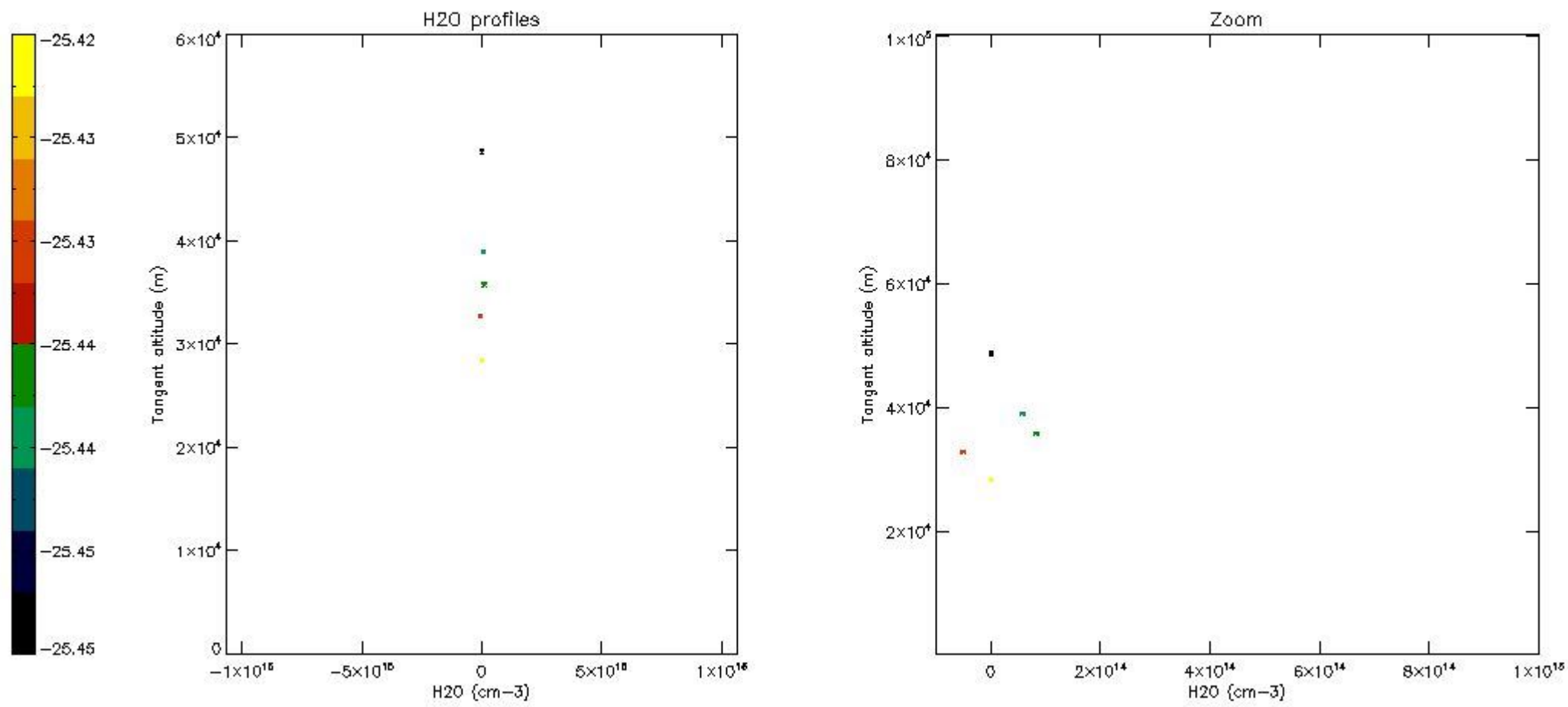
5.7 Plot NO3 profiles for all STD (dark without errors)

The colorbar represents the latitude.



5.8 Plot H₂O profiles for all STD (only for occultations of stars 1,2,3,4,13,14,16,26,63 dark without errors)

The colorbar represents the latitude.



6. Auxiliary Data Files used for the production reported in section 2

The number reported in the third column indicates since which file (see list in section 2) the corresponding auxiliary file has been used. The fourth column is the date of those product files.

Type	Auxiliary Filename	Used since product	Used since product date
INST_PHYS_CHARACTERISTICS	GOM_INS_AXVIEC20091111_143220_20030716_120000_20500101_000000	1	01-DEC-2005 00:03:46
LEVEL-2_PROC_CONFIG	GOM_PR2_AXVIEC20091111_152718_20020301_000000_20500101_000000	1	01-DEC-2005 00:03:46
CROSS_SECTIONS_FILE	GOM_CRS_AXVIEC20091111_154832_20020301_000000_20500101_000000	1	01-DEC-2005 00:03:46

GOMOS Level 2 Daily Report

SUMMARY

[1. General Info](#)

[2. Summary of processed GOM_NL_2P products](#)

[3. Level 2 Quality information per product](#)

[3.1 Plot of level 2 quality information per product \(time dependant\)](#)

[3.2 Plot of level 2 quality information per product \(world map\)](#)

[4. Level 1 Quality information per product \(stored on level 2 products\)](#)

[4.1 Plot of level 1 quality information per product \(time dependant\)](#)

[4.1.1 Plot of level 1 quality information per product \(time dependant\): ASCENDING](#)

[4.1.2 Plot of level 1 quality information per product \(time dependant\): DESCENDING](#)

[4.2 Plot of level 1 quality information per product \(world map\)](#)

[4.2.1 Plot of level 1 quality information per product \(world map\): ASCENDING](#)

[4.2.2 Plot of level 1 quality information per product \(world map\): DESCENDING](#)

[5. Ozone profiles based on quality statistics and other trace gas profiles](#)

[5.1 Ozone statistics based on quality of products](#)

[5.2 Plot ozone profiles for all STD \(dark without errors\)](#)

[5.3 Plot ozone profiles where STD < 20% \(dark without errors\)](#)

[5.4. Plot ozone profiles where STD < 10% \(dark without errors\)](#)

[5.5. Plot ozone profiles where STD < 5% \(dark without errors\)](#)

[5.6 Plot NO2 profiles for all STD \(dark without errors\)](#)

[5.7 Plot NO3 profiles for all STD \(dark without errors\)](#)

[5.8 Plot H2O profiles \(only for occultations of stars 1,2,3,4,13,14,16,26,63 dark without errors\) for all STD](#)

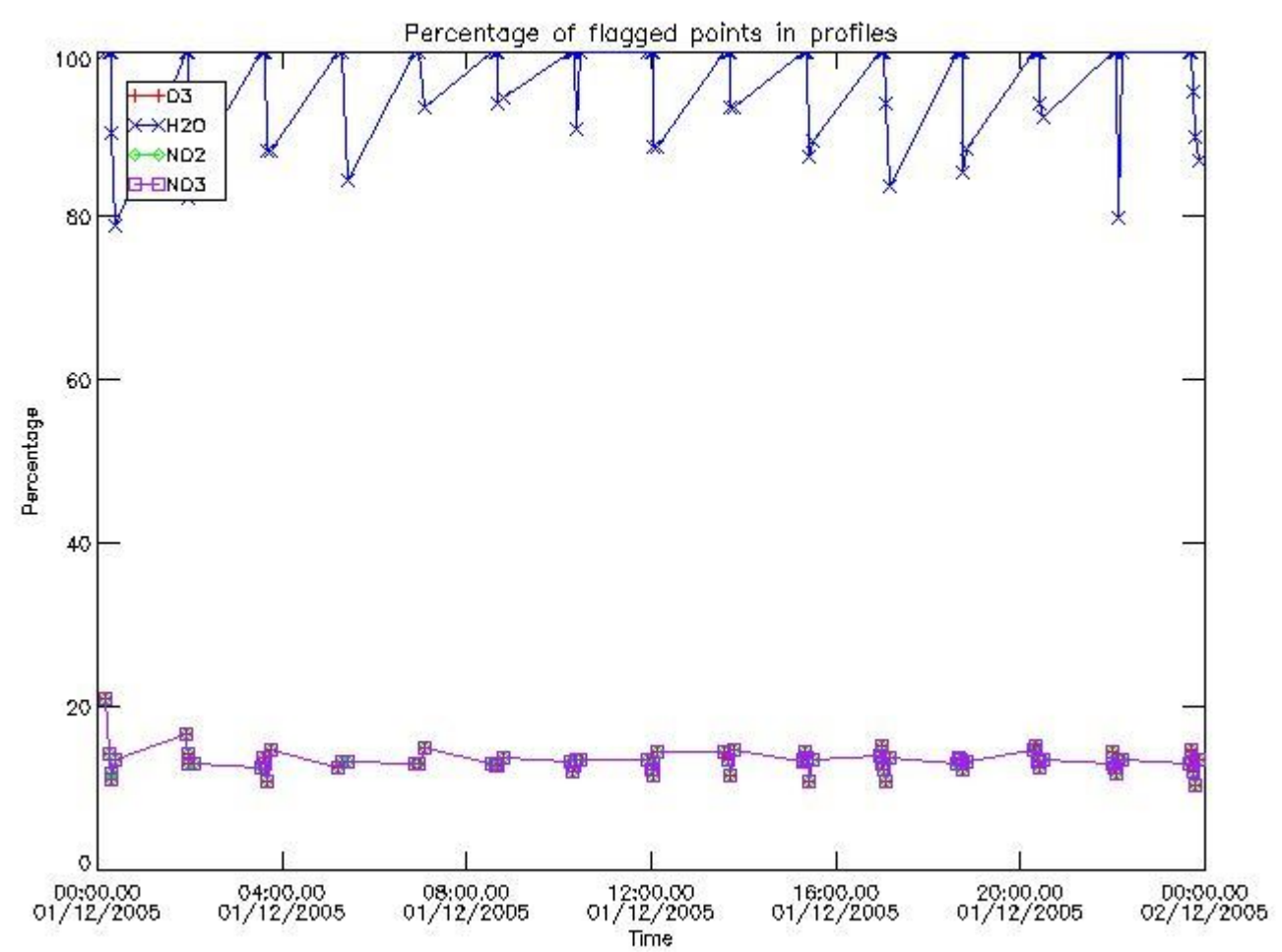
[6. Auxiliary Data Files used for the production reported in section 2](#)

279	GOM_NL__2PRFIN20051201_213345_000000352043_00043_19636_9018.N1	01-DEC-2005 21:33:45	Bright	35.000	39	85Eta UMa	1.8540	24000.	70	19636	No
280	GOM_NL__2PRFIN20051201_213641_000000332043_00043_19636_9019.N1	01-DEC-2005 21:36:41	Bright	33.000	180	27Gam Boo	3.0400	8000.0	66	19636	No
281	GOM_NL__2PRFIN20051201_213942_000000342043_00043_19636_9020.N1	01-DEC-2005 21:39:42	Bright	33.500	83		2.3780	11000.	67	19636	No
282	GOM_NL__2PRFIN20051201_214214_000000342043_00043_19636_9021.N1	01-DEC-2005 21:42:14	Bright	34.000	3	16Alp Boo	-0.050000	4250.0	68	19636	No
283	GOM_NL__2PRFIN20051201_215138_000000552043_00043_19636_9022.N1	01-DEC-2005 21:51:38	Bright	55.000	15	67Alp Vir	0.97600	28000.	110	19636	No
284	GOM_NL__2PRFIN20051201_215504_000000412043_00043_19636_9023.N1	01-DEC-2005 21:55:04	Twilight	40.500	169	46Gam Hya	2.9910	4700.0	81	19636	No
285	GOM_NL__2PRFIN20051201_215833_000000392043_00043_19636_9024.N1	01-DEC-2005 21:58:33	Dark	39.000	123	1ot Cen	2.7500	10200.	78	19636	No
286	GOM_NL__2PRFIN20051201_220042_000000392043_00043_19636_9025.N1	01-DEC-2005 22:00:42	Dark	39.000	95	Zet Cen	2.5450	26000.	78	19636	No
287	GOM_NL__2PRFIN20051201_220235_000000412043_00043_19636_9026.N1	01-DEC-2005 22:02:35	Dark	40.500	64	Gam Cen	2.2000	10600.	81	19636	No
288	GOM_NL__2PRFIN20051201_220457_000000482043_00043_19636_9027.N1	01-DEC-2005 22:04:57	Dark	47.500	20	Bet Cru	1.2530	30000.	95	19636	No
289	GOM_NL__2PRFIN20051201_220608_000000382043_00044_19637_9005.N1	01-DEC-2005 22:06:08	Dark	37.500	12	Alp1Cru	0.77500	30000.	75	19637	No
290	GOM_NL__2PRFIN20051201_221139_000000382043_00044_19637_9006.N1	01-DEC-2005 22:11:39	Dark	37.500	29	Bet Car	1.6720	10200.	75	19637	No
291	GOM_NL__2PRFIN20051201_222608_000000392043_00044_19637_9007.N1	01-DEC-2005 22:26:08	Straylight	38.500	157	The1Eri	2.9060	9300.0	77	19637	No
292	GOM_NL__2PRFIN20051201_223303_000000452043_00044_19637_9008.N1	01-DEC-2005 22:33:03	Straylight	45.000	165	34Gam Eri	2.9500	3200.0	90	19637	No
293	GOM_NL__2PRFIN20051201_223824_000000432043_00044_19637_9009.N1	01-DEC-2005 22:38:24	Twilight	42.500	94	92Alp Cet	2.5260	3100.0	85	19637	No
294	GOM_NL__2PRFIN20051201_224419_000000362043_00044_19637_9010.N1	01-DEC-2005 22:44:19	Bright	36.000	50	13Alp Ari	2.0070	4250.0	72	19637	No
295	GOM_NL__2PRFIN20051201_224725_000000362043_00044_19637_9011.N1	01-DEC-2005 22:47:25	Bright	35.500	173	4Bet Tri	3.0040	8900.0	71	19637	No
296	GOM_NL__2PRFIN20051201_224847_000000372043_00044_19637_9012.N1	01-DEC-2005 22:48:47	Bright	36.500	79	26Bet Per	2.3100	13100.	73	19637	No
297	GOM_NL__2PRFIN20051201_225123_000000382043_00044_19637_9013.N1	01-DEC-2005 22:51:23	Bright	37.500	35	33Alp Per	1.7950	6250.0	75	19637	No
298	GOM_NL__2PRFIN20051201_225443_000000342043_00044_19637_9014.N1	01-DEC-2005 22:54:43	Bright	34.000	110	37Del Cas	2.6780	8900.0	68	19637	No
299	GOM_NL__2PRFIN20051201_230224_000000362043_00044_19637_9015.N1	01-DEC-2005 23:02:24	Bright	36.000	49	1Alp UMi	1.9900	6300.0	72	19637	No
300	GOM_NL__2PRFIN20051201_230704_000000332043_00044_19637_9016.N1	01-DEC-2005 23:07:04	Bright	33.000	60	7Bet UMi	2.0810	3950.0	66	19637	No
301	GOM_NL__2PRFIN20051201_230944_000000342043_00044_19637_9017.N1	01-DEC-2005 23:09:44	Bright	34.000	119	14Eta Dra	2.7270	4700.0	68	19637	No
302	GOM_NL__2PRFIN20051201_231421_000000352043_00044_19637_9018.N1	01-DEC-2005 23:14:21	Bright	34.500	39	85Eta UMa	1.8540	24000.	69	19637	No
303	GOM_NL__2PRFIN20051201_231717_000000342043_00044_19637_9019.N1	01-DEC-2005 23:17:17	Bright	33.500	180	27Gam Boo	3.0400	8000.0	67	19637	No
304	GOM_NL__2PRFIN20051201_232018_000000342043_00044_19637_9020.N1	01-DEC-2005 23:20:18	Bright	34.000	83		2.3780	11000.	68	19637	No
305	GOM_NL__2PRFIN20051201_232250_000000332043_00044_19637_9021.N1	01-DEC-2005 23:22:50	Bright	33.000	3	16Alp Boo	-0.050000	4250.0	66	19637	No
306	GOM_NL__2PRFIN20051201_233215_000000552043_00044_19637_9022.N1	01-DEC-2005 23:32:15	Bright	55.000	15	67Alp Vir	0.97600	28000.	110	19637	No
307	GOM_NL__2PRFIN20051201_233540_000000432043_00044_19637_9023.N1	01-DEC-2005 23:35:40	Twilight	42.500	169	46Gam Hya	2.9910	4700.0	85	19637	No
308	GOM_NL__2PRFIN20051201_233909_000000392043_00044_19637_9024.N1	01-DEC-2005 23:39:09	Dark	39.000	123	1ot Cen	2.7500	10200.	78	19637	No
309	GOM_NL__2PRFIN20051201_234118_000000372043_00044_19637_9025.N1	01-DEC-2005 23:41:18	Dark	37.000	95	Zet Cen	2.5450	26000.	74	19637	No
310	GOM_NL__2PRFIN20051201_234311_000000382043_00044_19637_9026.N1	01-DEC-2005 23:43:11	Dark	38.000	64	Gam Cen	2.2000	10600.	76	19637	No
311	GOM_NL__2PRFIN20051201_234533_000000432043_00044_19637_9027.N1	01-DEC-2005 23:45:33	Dark	42.500	20	Bet Cru	1.2530	30000.	85	19637	No
312	GOM_NL__2PRFIN20051201_234645_000000492043_00045_19638_9005.N1	01-DEC-2005 23:46:45	Dark	49.000	12	Alp1Cru	0.77500	30000.	98	19638	No
313	GOM_NL__2PRFIN20051201_235216_000000382043_00045_19638_9006.N1	01-DEC-2005 23:52:16	Dark	38.000	29	Bet Car	1.6720	10200.	76	19638	No

3. Quality information per product

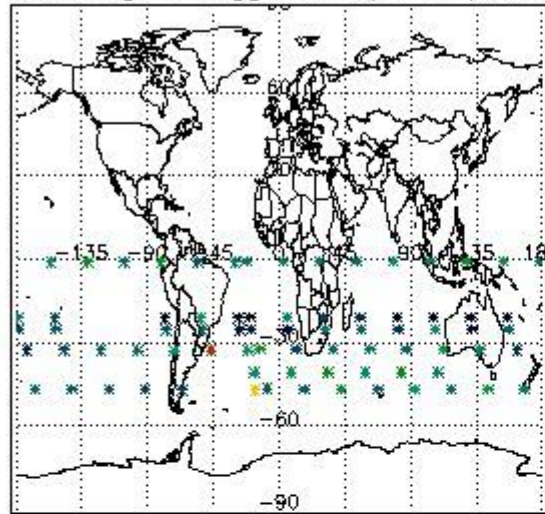
In this section it is plotted some information contained in the Quality Summary data set of the level 2 products. Only products in dark limb conditions and without errors (error flag in the MPH set to "0") are used.

3.1 Plot quality information per product (time dependant)

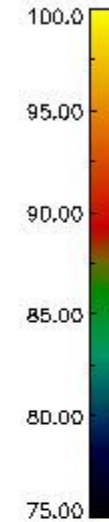
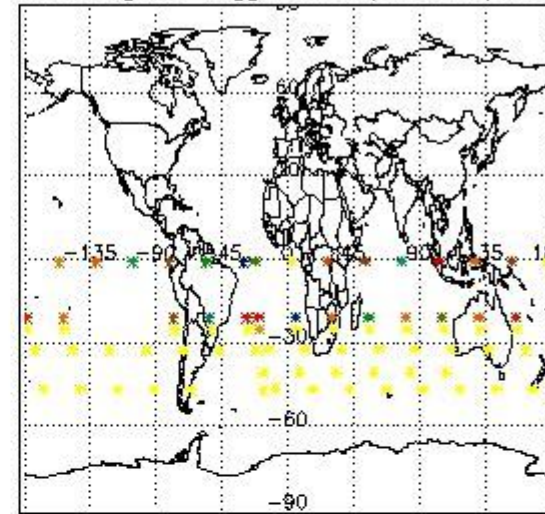


3.2 Plot quality information per product (world map)

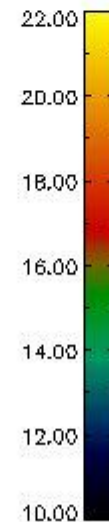
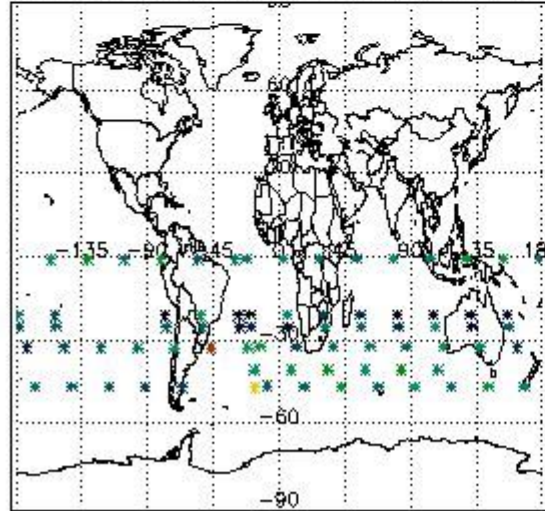
Percentage of flagged data per O3 profile



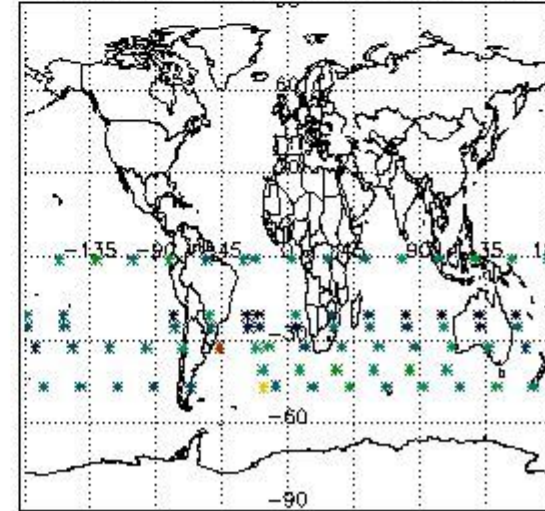
Percentage of flagged data per H2O profile



Percentage of flagged data per NO2 profile



Percentage of flagged data per NO3 profile

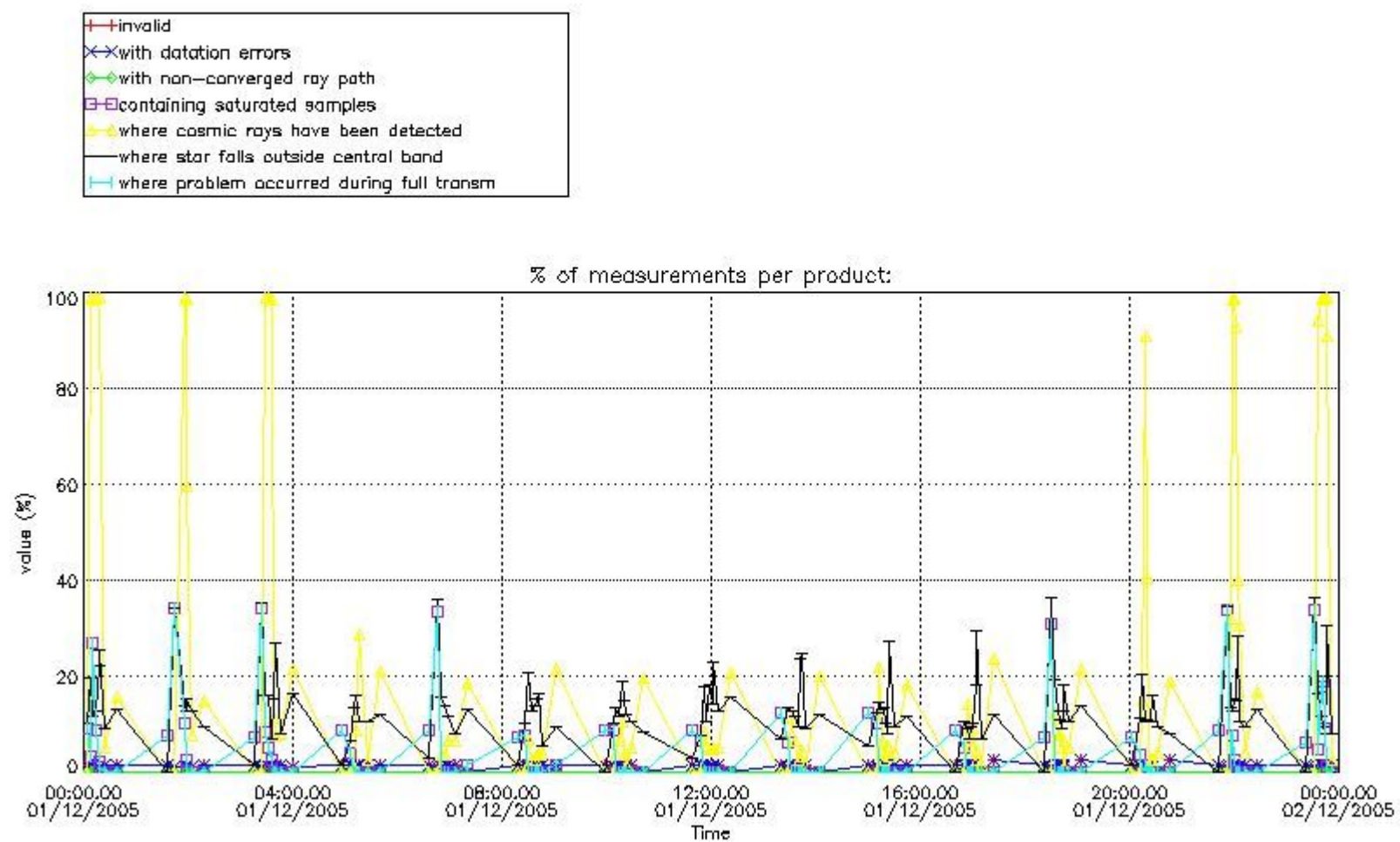


4. Level 1 quality information per product

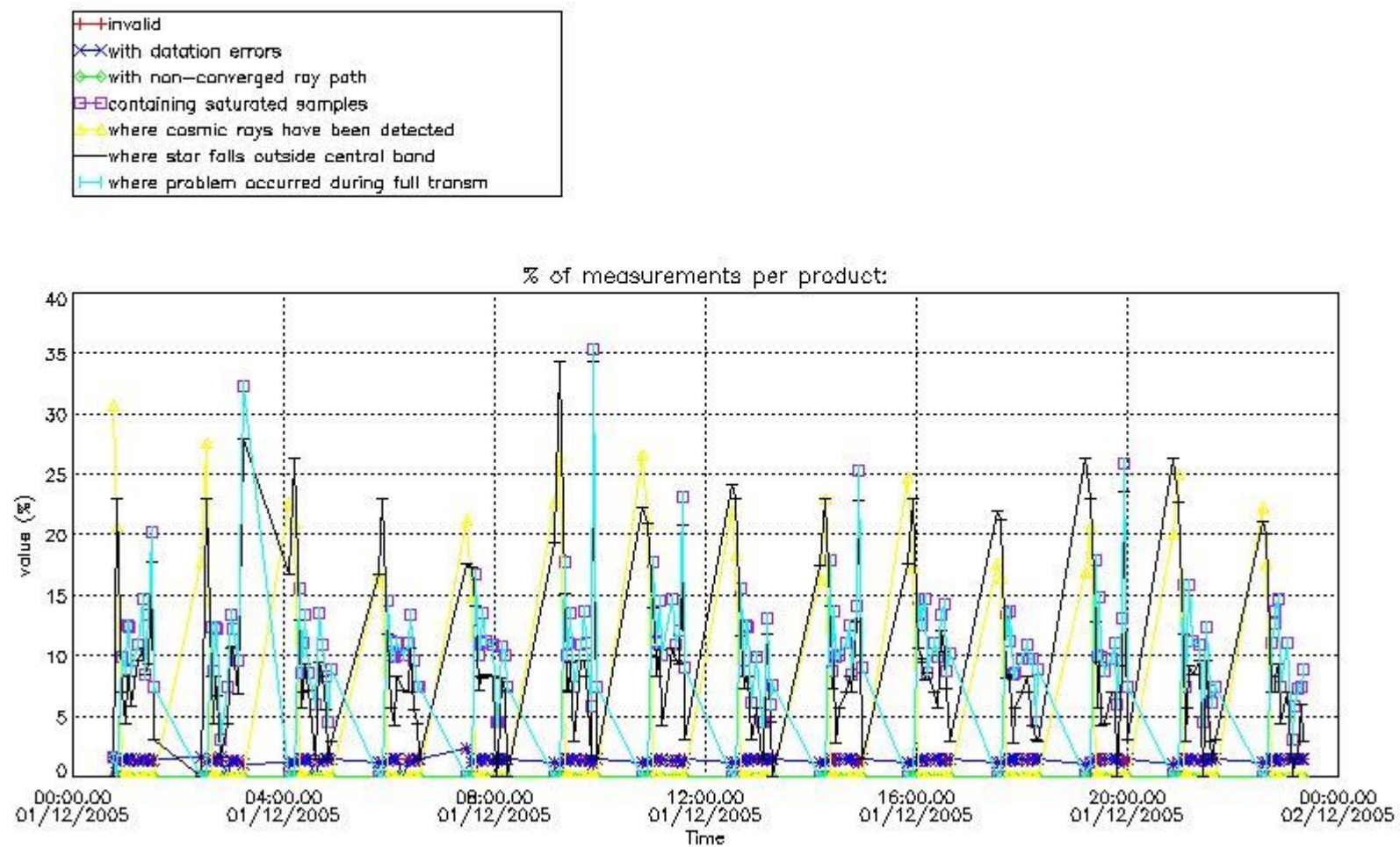
In this section it is plotted some information contained in the Quality Summary data set of the level 2 products that comes from the level 1b processing. Products without errors (error flag in the MPH set to "0") are used.

4.1 Plot quality information per product (time dependant) coming from level 1b processing

4.1.1 Plot level 1 quality information per product (time dependant): ENVISAT ASCENDING passes



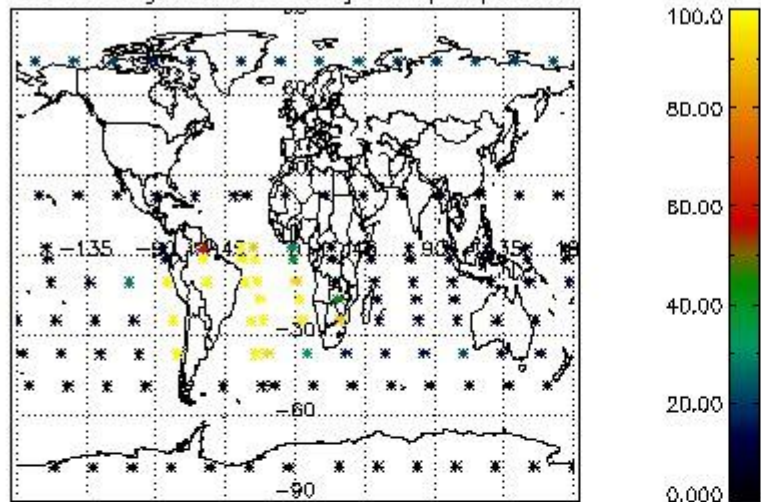
4.1.2 Plot level 1 quality information per product (time dependant): ENVI SAT DESCENDING passes



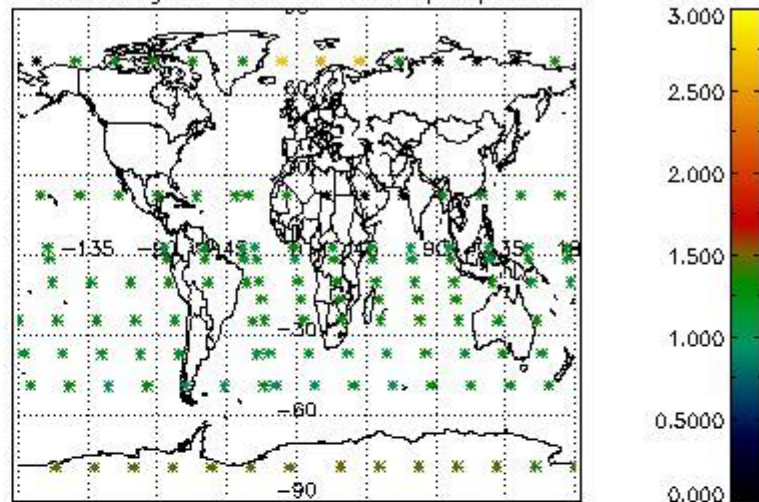
4.2 Plot quality information per product coming from level 1b processing (world map)

4.2.1 Plot level 1 quality information per product (world map): ENVISAT ASCENDING passes

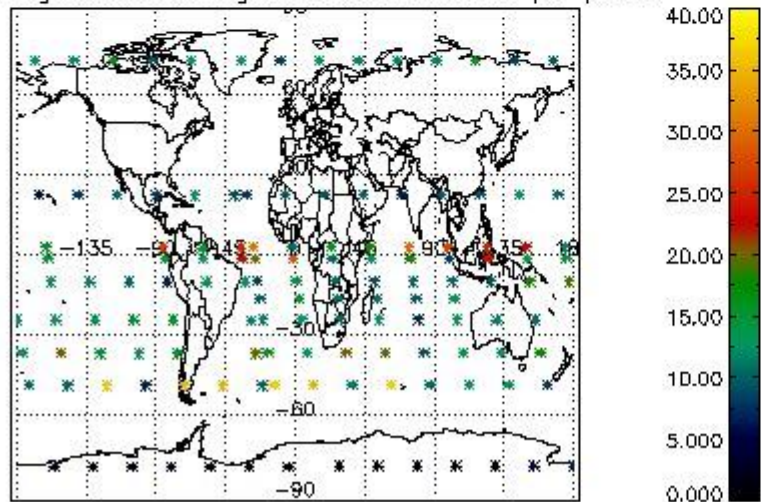
Percentage of cosmic ray hits per profile



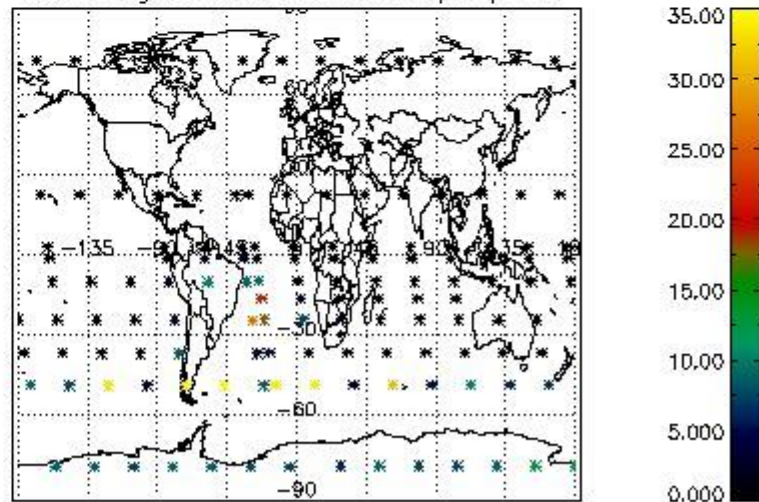
Percentage of datation errors per profile



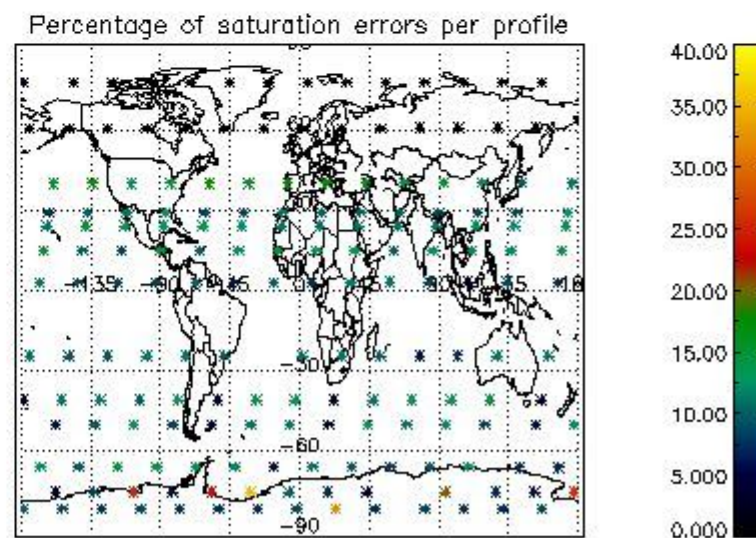
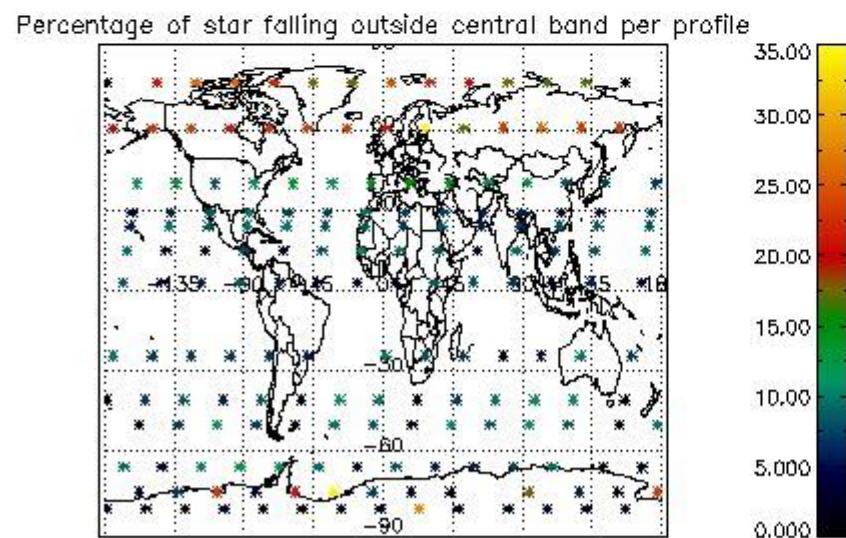
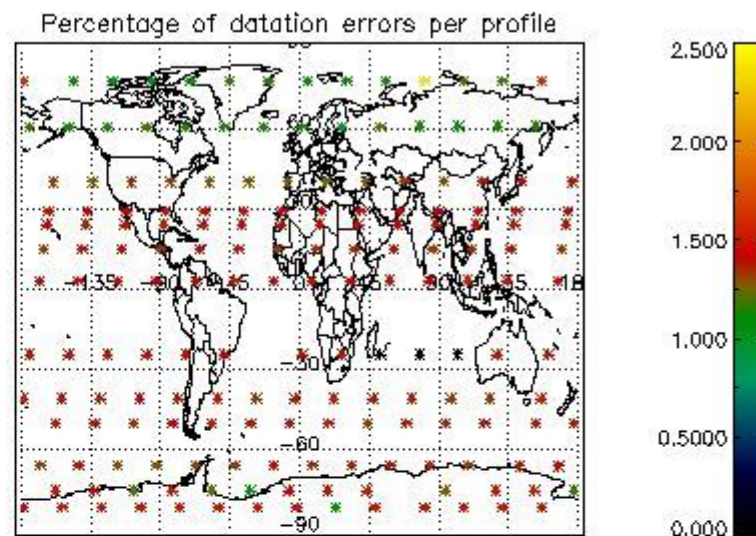
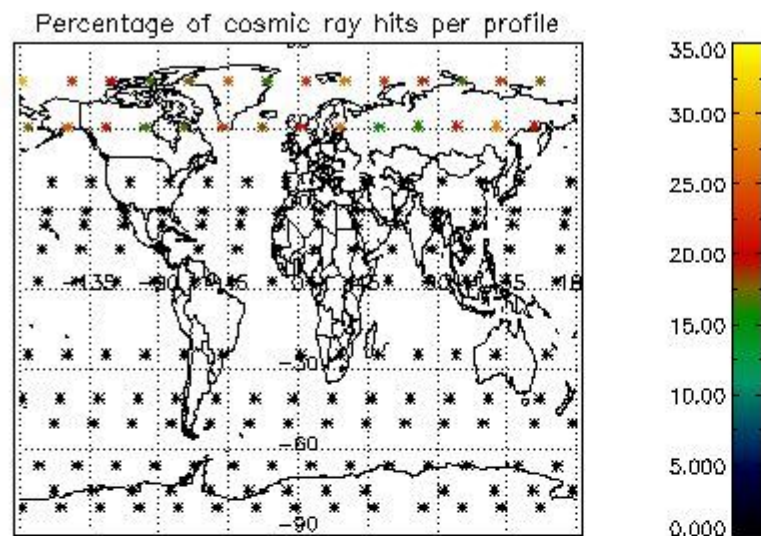
Percentage of star falling outside central band per profile



Percentage of saturation errors per profile



4.2.2 Plot level 1 quality information per product (world map): ENVISAT DESCENDING passes



5. Trace gas profiles

5.1 Ozone statistics based on quality of products

The final quality of the products can be "measured" using the STD (Standard Deviation) attached to every point profile. This information is written to the parameter GOM_NL__2P/NL_LOCAL_SPECIES_DENSITY/o3_std of the level 2 products. The table below shows the statistics for given STD ranges.

The statistics are given with respect to the overall valid production:

- Products without fatal errors: GOM_NL__2P/MPH/PRODUCT_ERR=0
- Valid point profile: GOM_NL__2P/NL_LOCAL_SPECIES_DENSITY/pcd(0)=0

The 'Criteria' is applied to valid points of dark limb products:

- Products in dark limb illumination condition: GOM_NL__2P/NL_SUMMARY_QUALITY/obs_ill_cond=0
- Products without fatal errors: GOM_NL__2P/MPH/PRODUCT_ERR=0
- Valid point profile: GOM_NL__2P/NL_LOCAL_SPECIES_DENSITY/pcd(0)=0

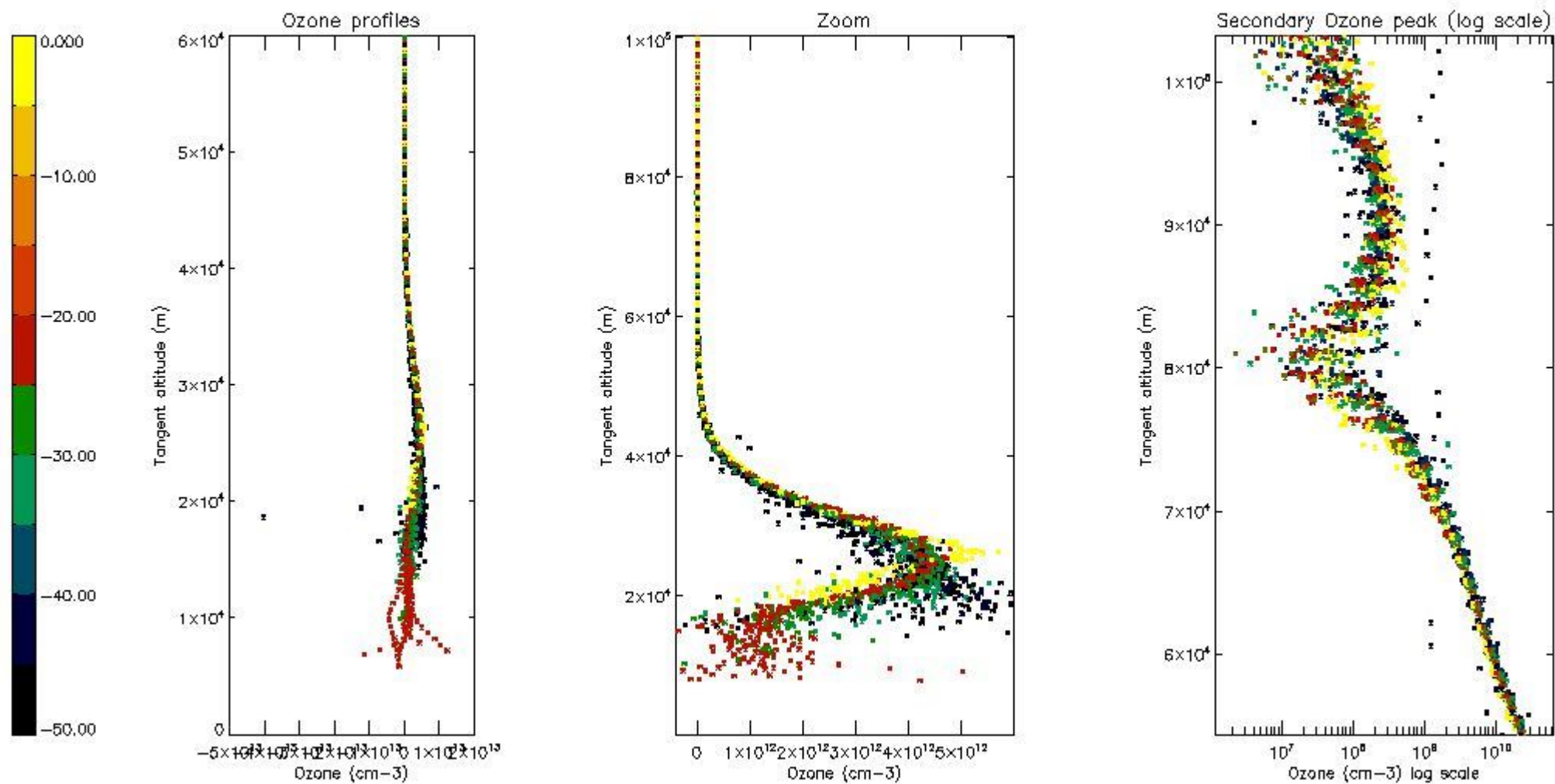
So, the table below shows the percentage of dark limb and valid observations for each criteria with respect to the overall valid daily observations.

Criteria	% of total production
All STD	26
STD < 20	17

STD < 10	14
STD < 5	9

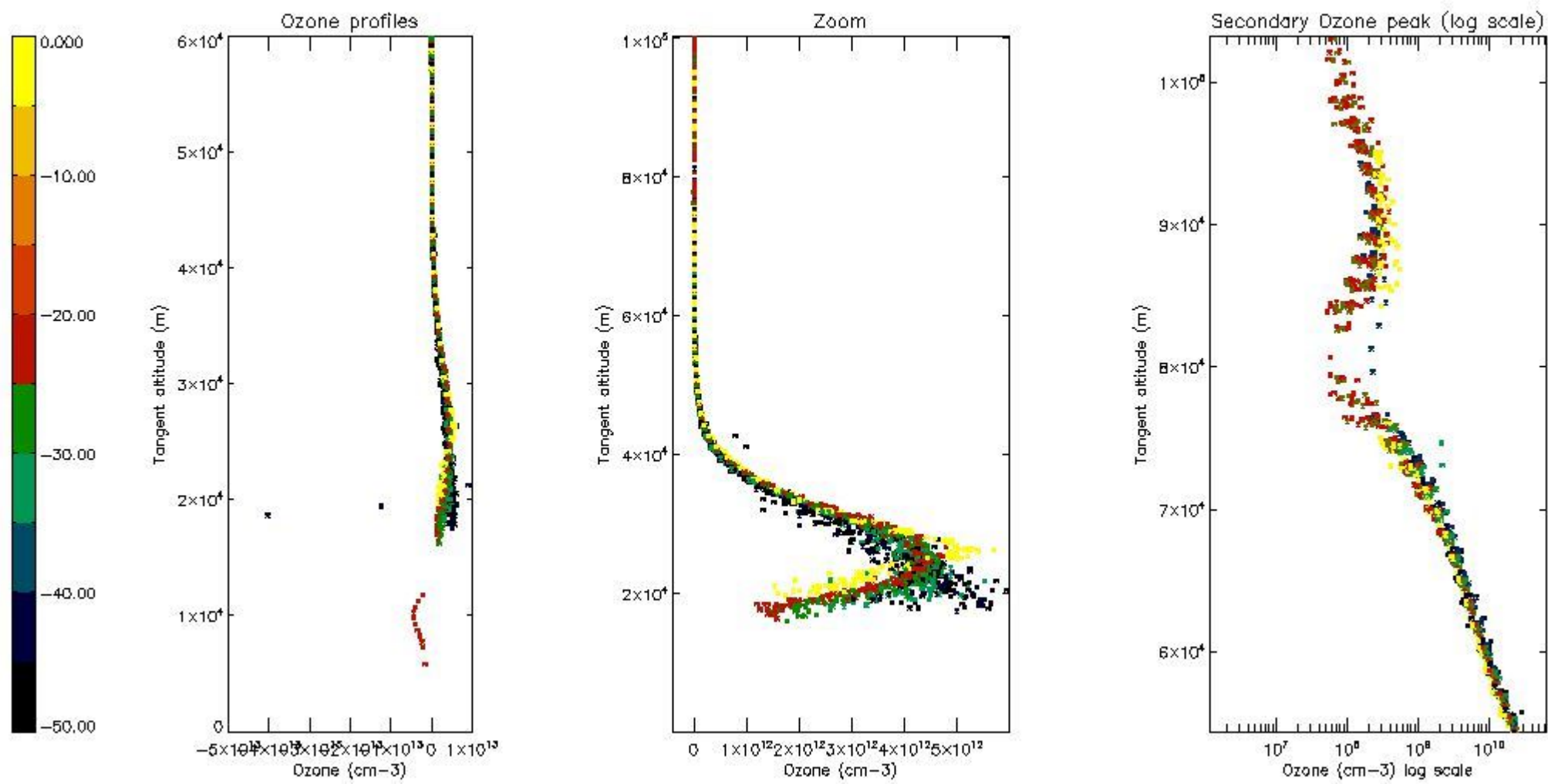
5.2 Plot ozone profiles for all STD (dark without errors)

The colorbar represents the latitude.



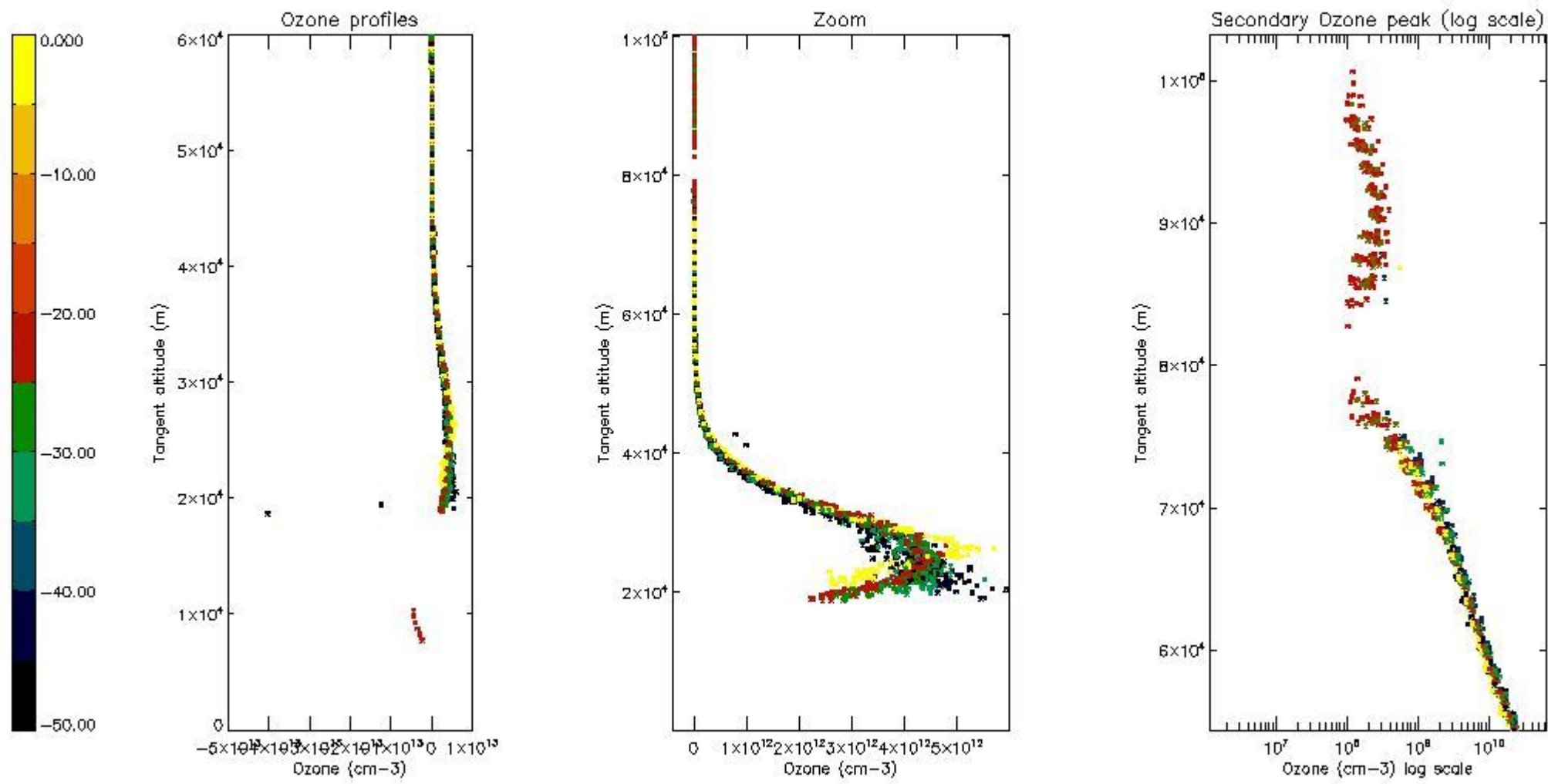
5.3 Plot ozone profiles where STD < 20% (dark without errors)

The colorbar represents the latitude.



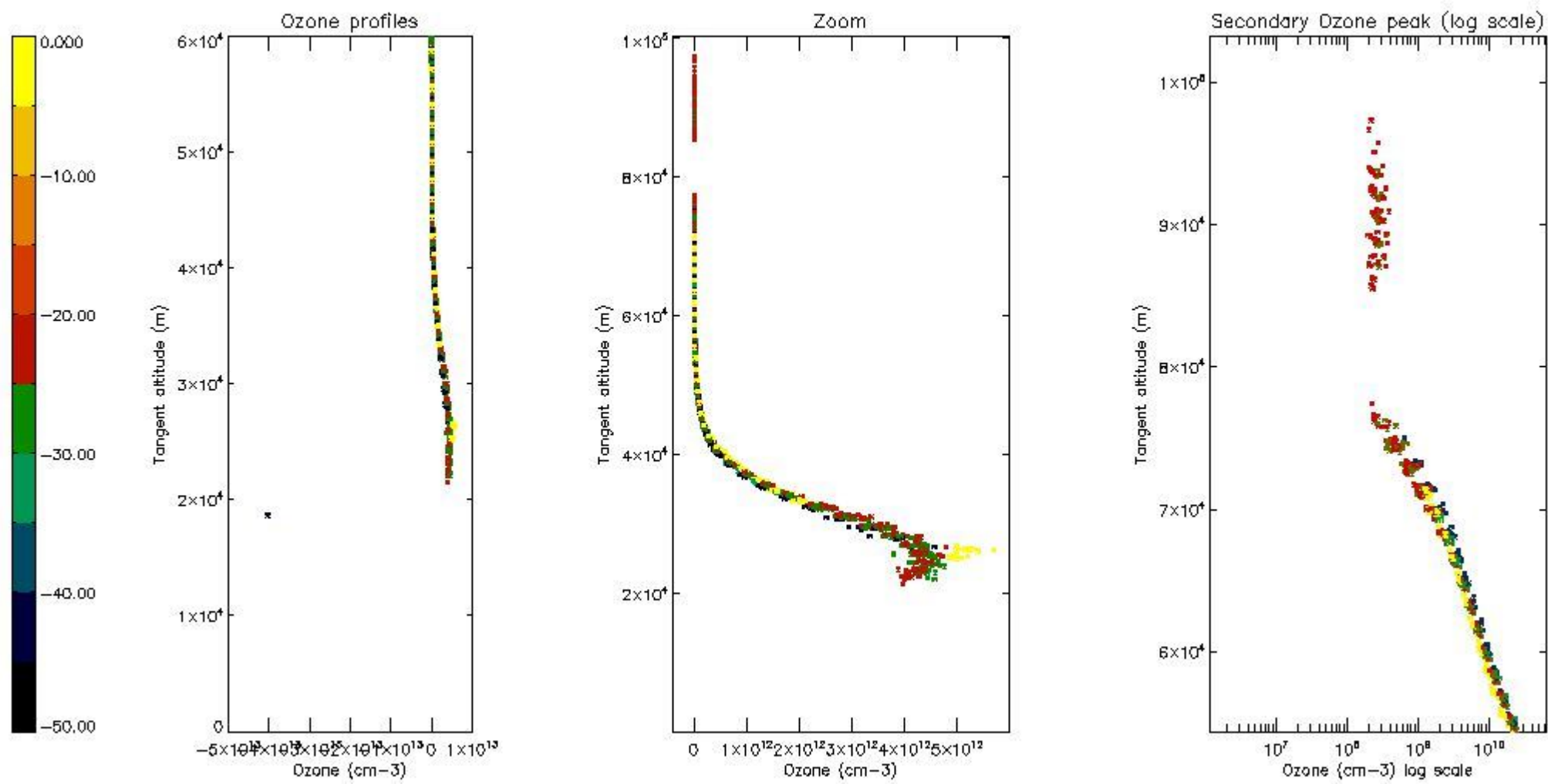
5.4 Plot ozone profiles where STD < 10% (dark without errors)

The colorbar represents the latitude.



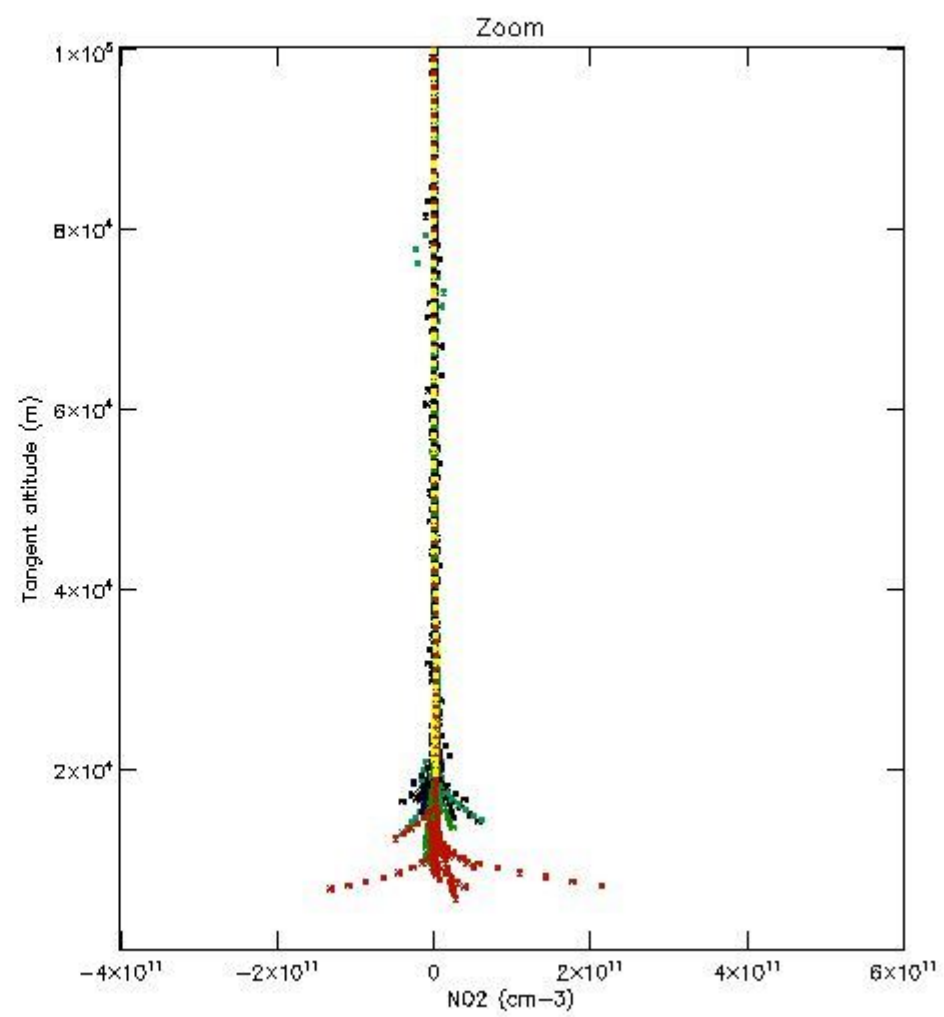
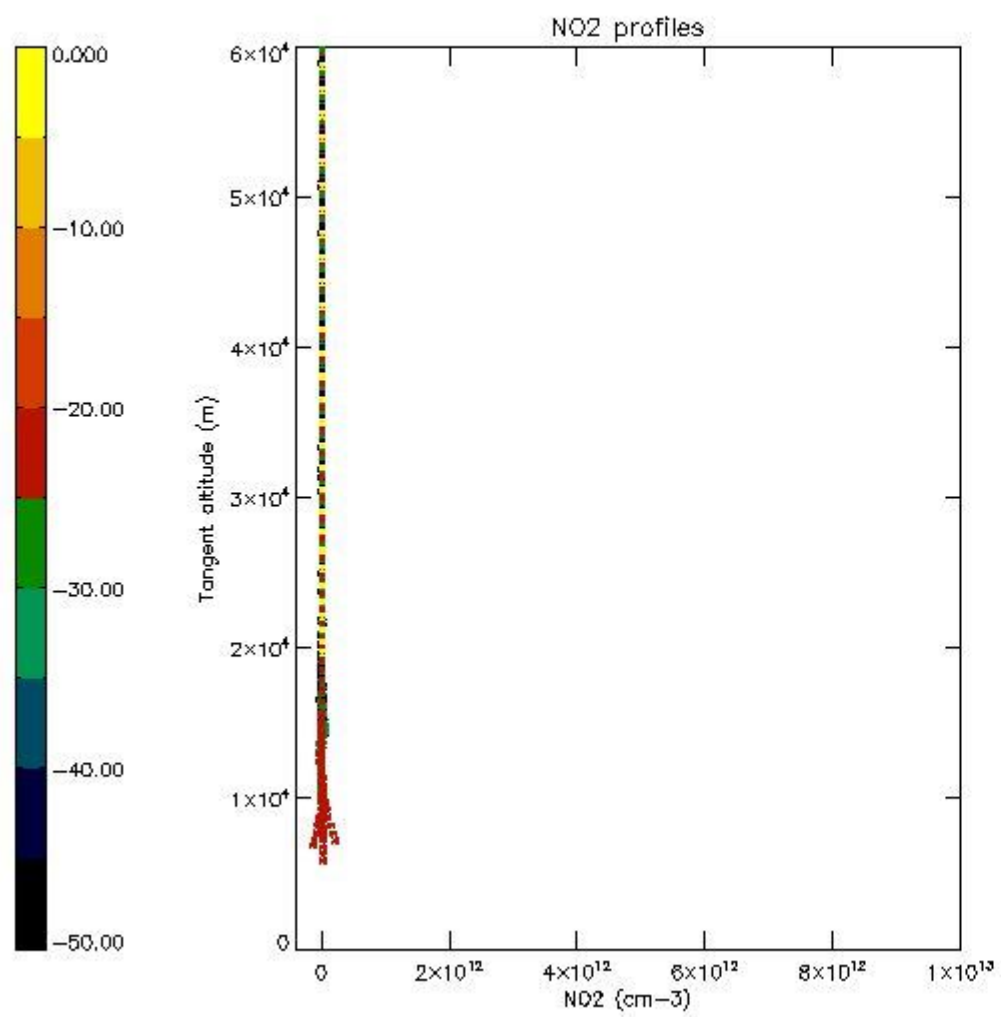
5.5 Plot ozone profiles where STD < 5% (dark without errors)

The colorbar represents the latitude.



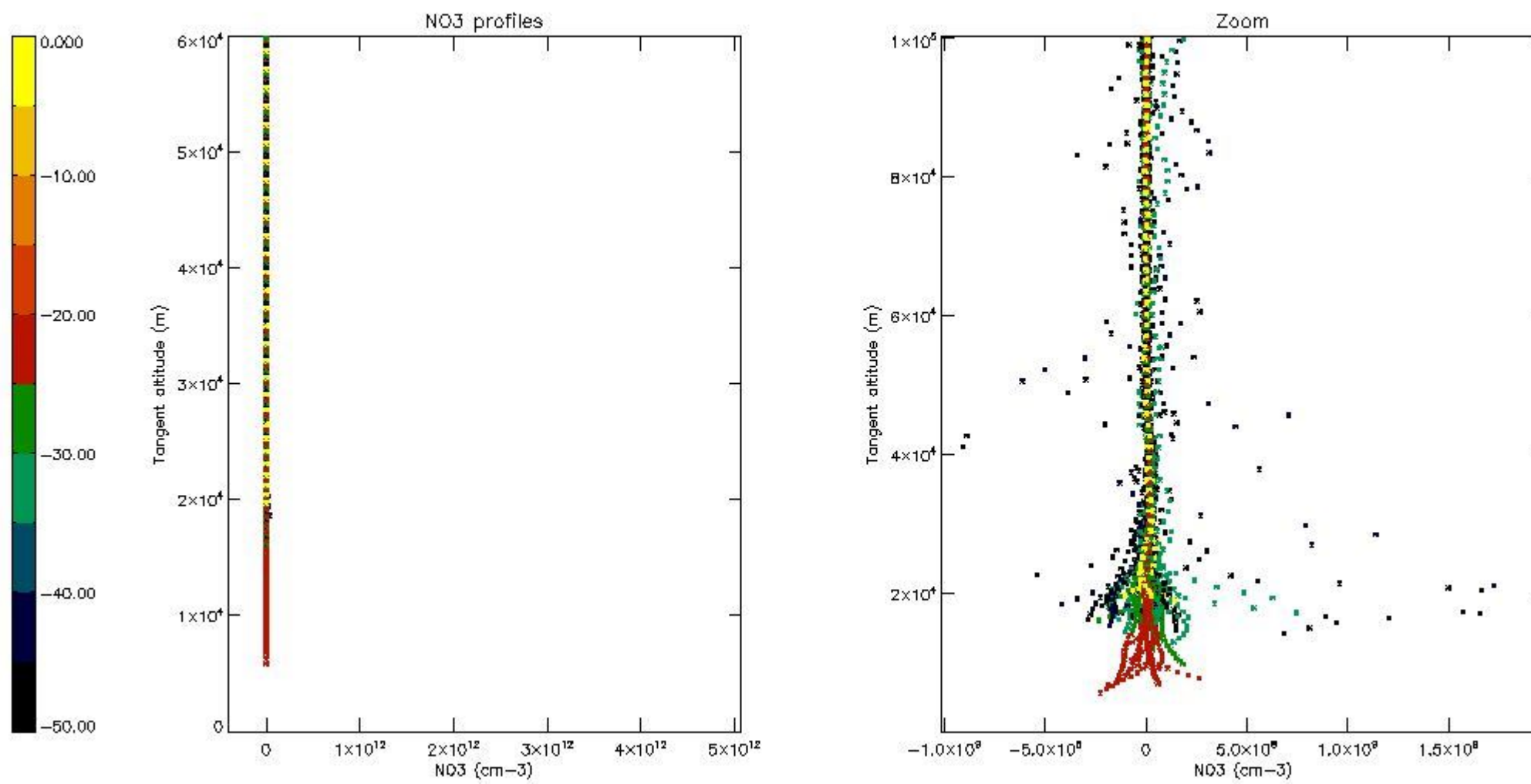
5.6 Plot NO₂ profiles for all STD (dark without errors)

The colorbar represents the latitude.



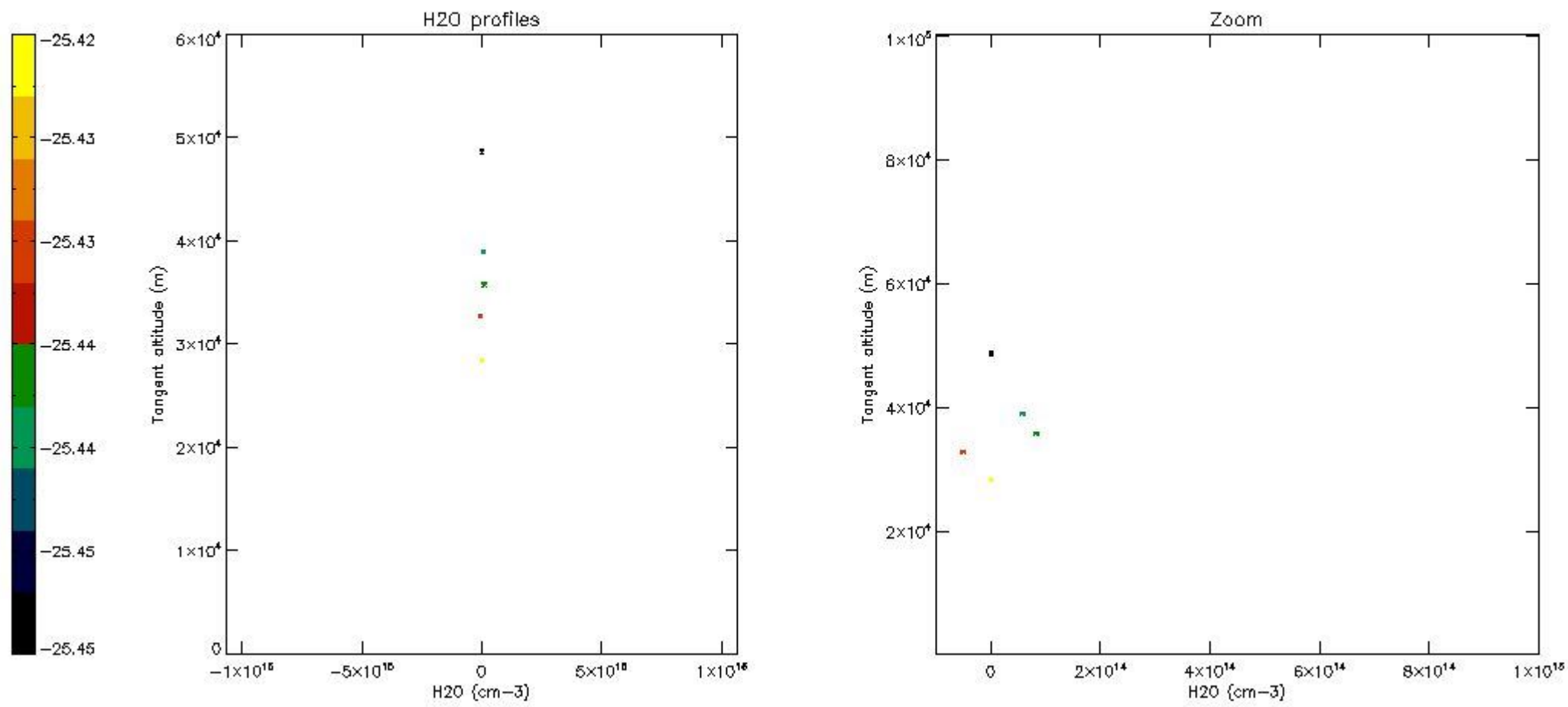
5.7 Plot NO3 profiles for all STD (dark without errors)

The colorbar represents the latitude.



5.8 Plot H2O profiles for all STD (only for occultations of stars 1,2,3,4,13,14,16,26,63 dark without errors)

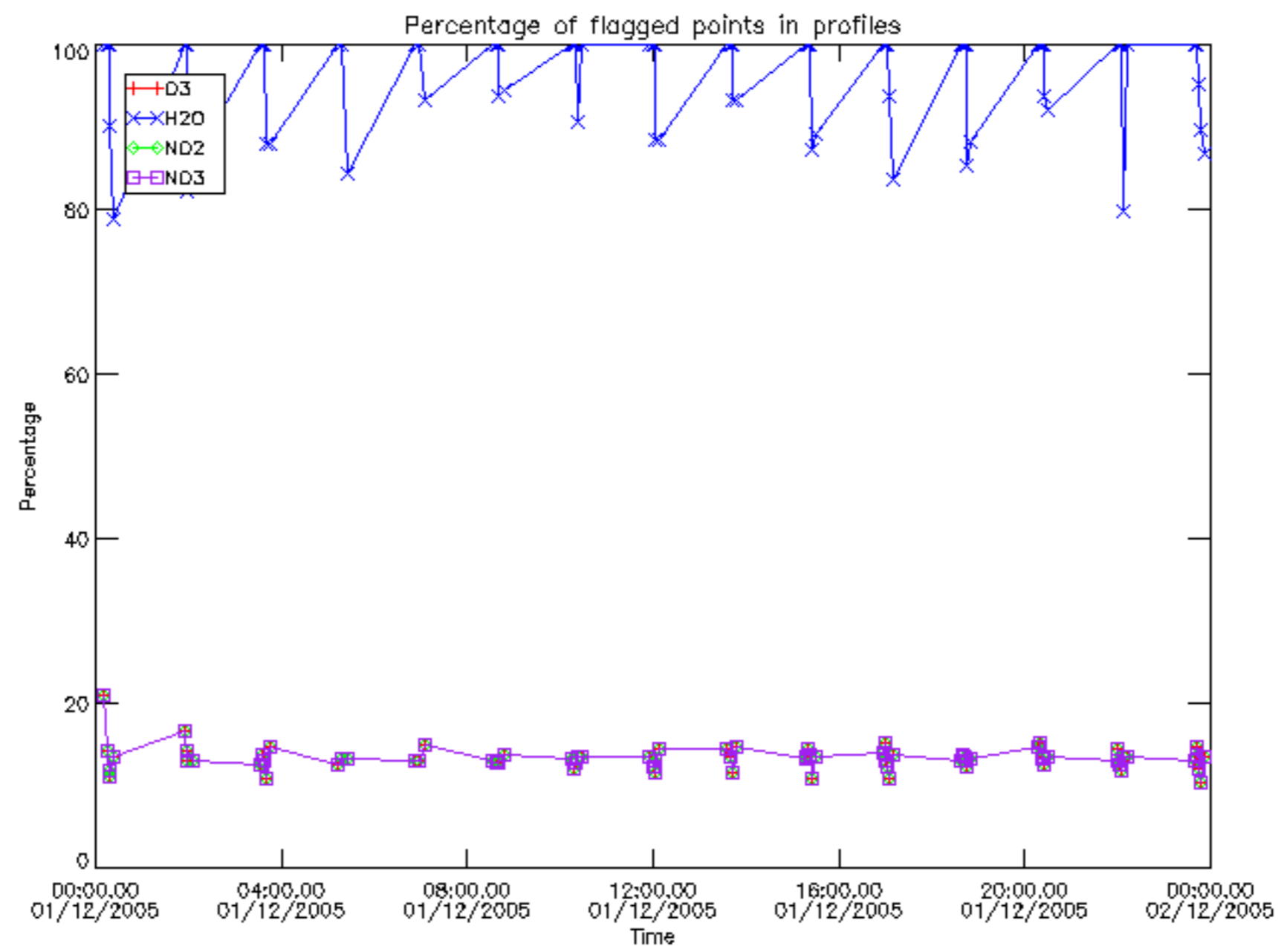
The colorbar represents the latitude.



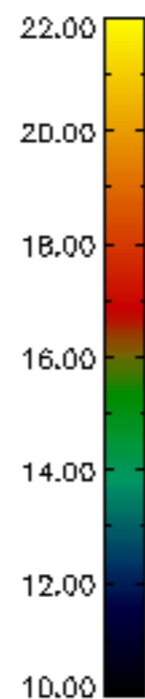
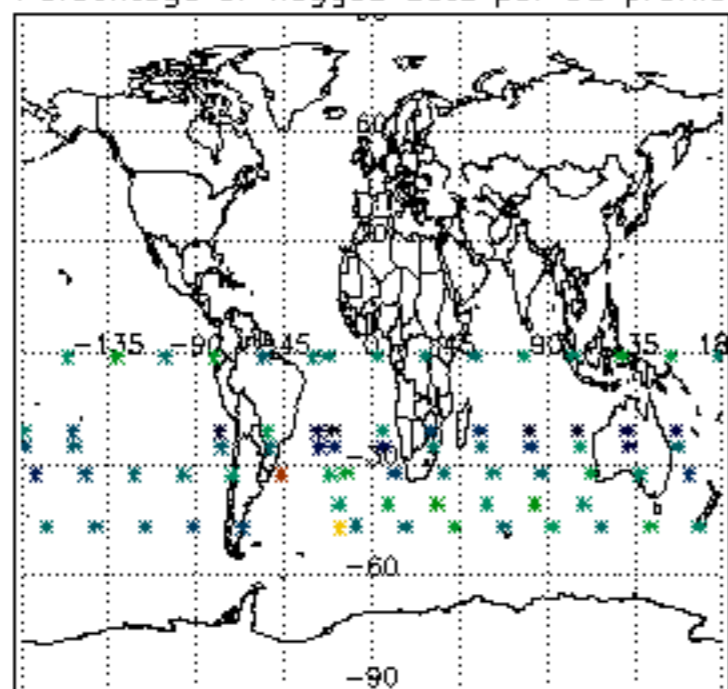
6. Auxiliary Data Files used for the production reported in section 2

The number reported in the third column indicates since which file (see list in section 2) the corresponding auxiliary file has been used. The fourth column is the date of those product files.

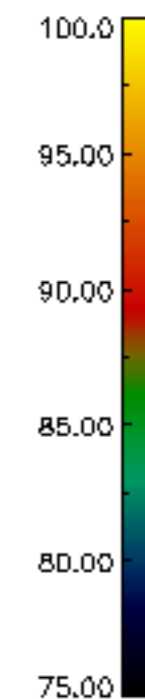
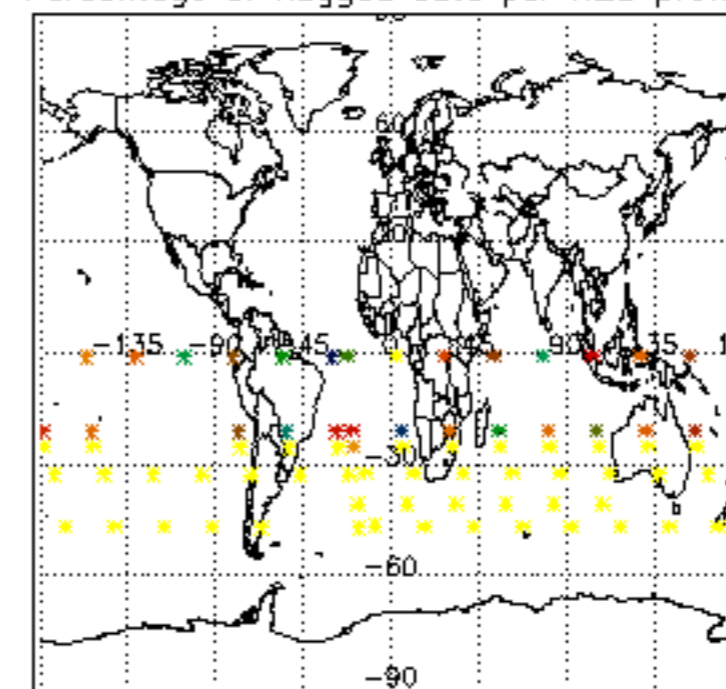
Type	Auxiliary Filename	Used since product	Used since product date
INST_PHYS_CHARACTERISTICS	GOM_INS_AXVIEC20091111_143220_20030716_120000_20500101_000000	1	01-DEC-2005 00:03:46
LEVEL-2_PROC_CONFIG	GOM_PR2_AXVIEC20091111_152718_20020301_000000_20500101_000000	1	01-DEC-2005 00:03:46
CROSS_SECTIONS_FILE	GOM_CRS_AXVIEC20091111_154832_20020301_000000_20500101_000000	1	01-DEC-2005 00:03:46



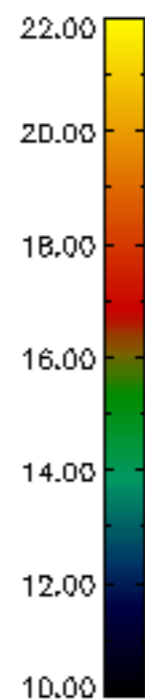
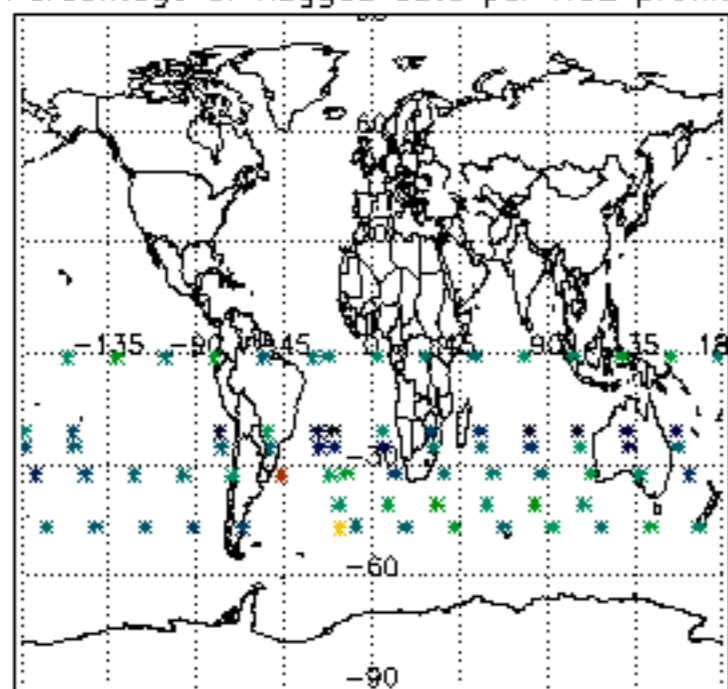
Percentage of flagged data per D3 profile



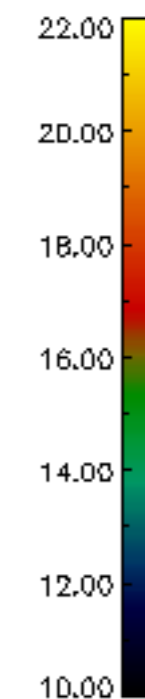
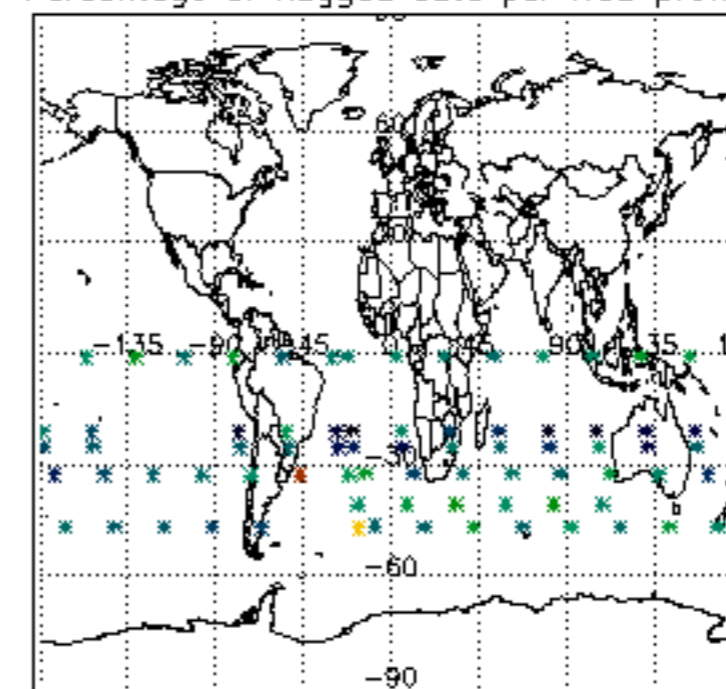
Percentage of flagged data per H2O profile

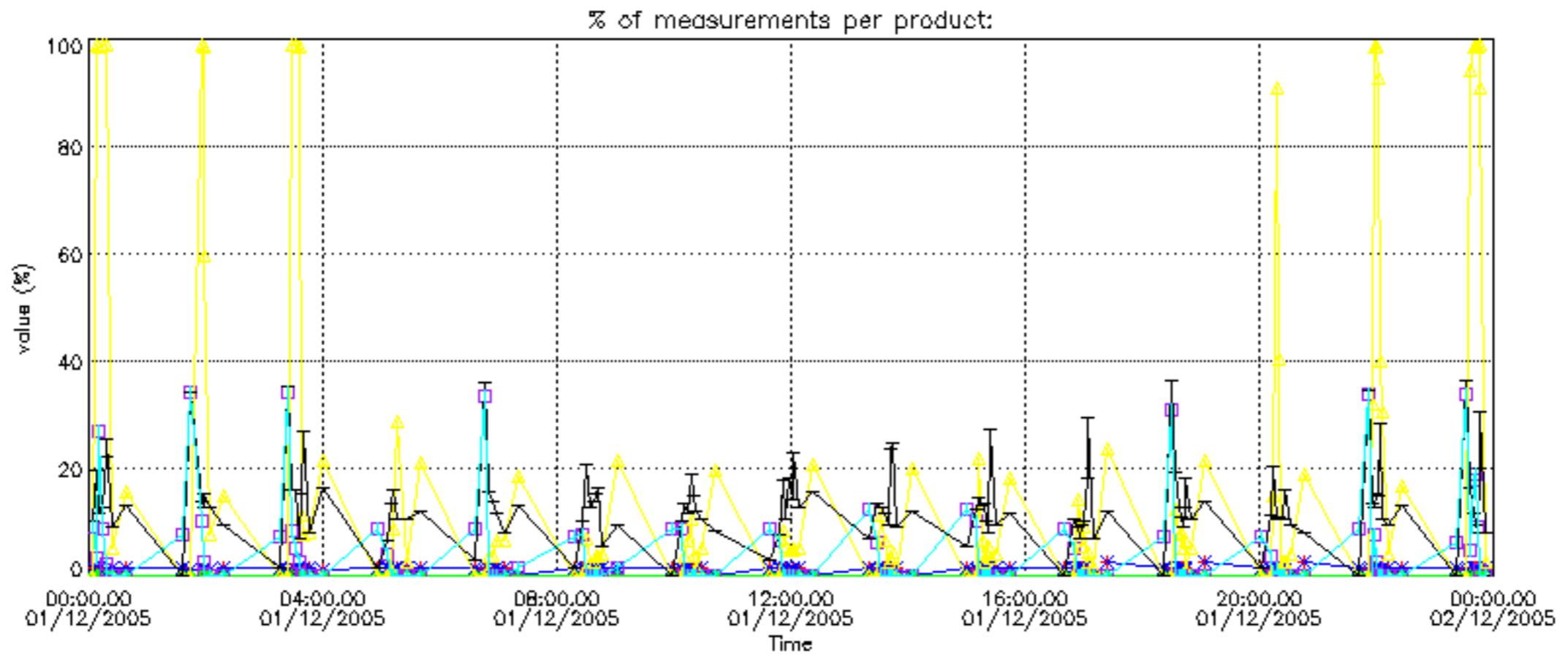


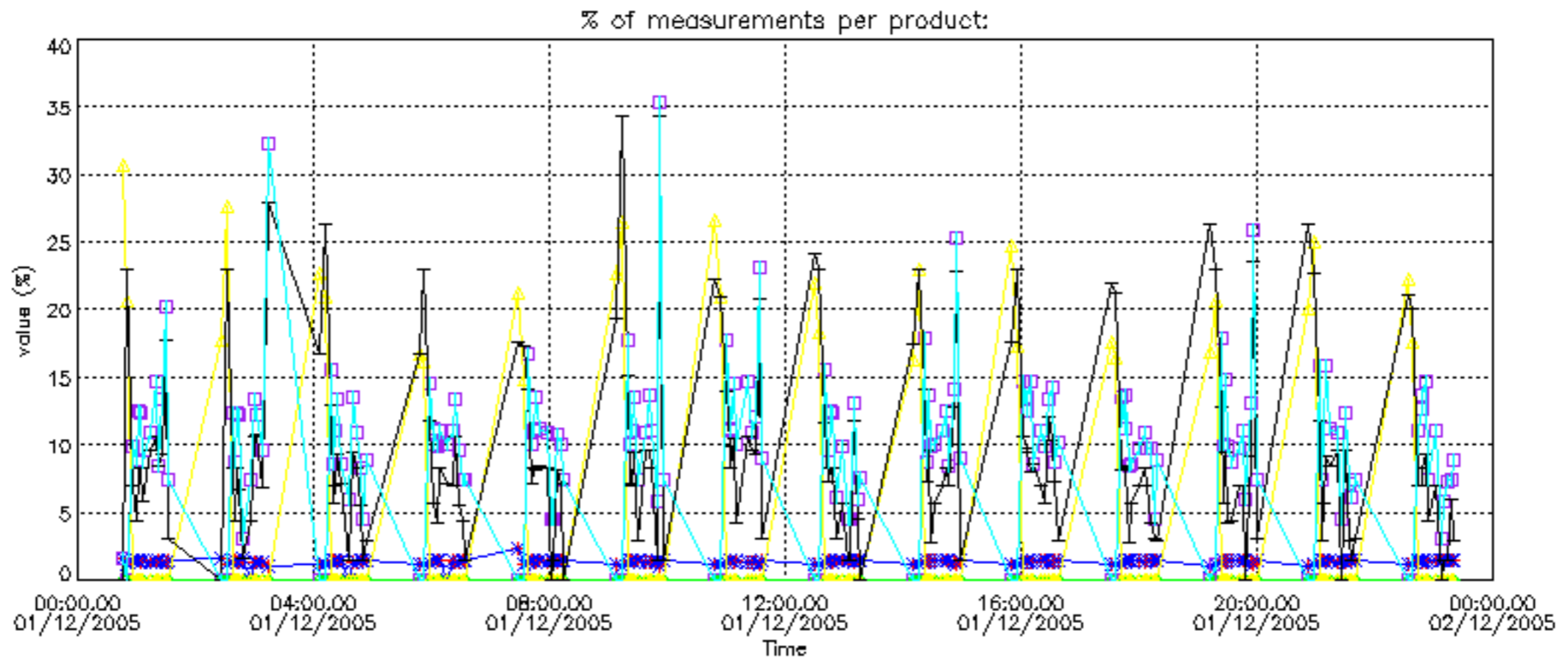
Percentage of flagged data per NO2 profile



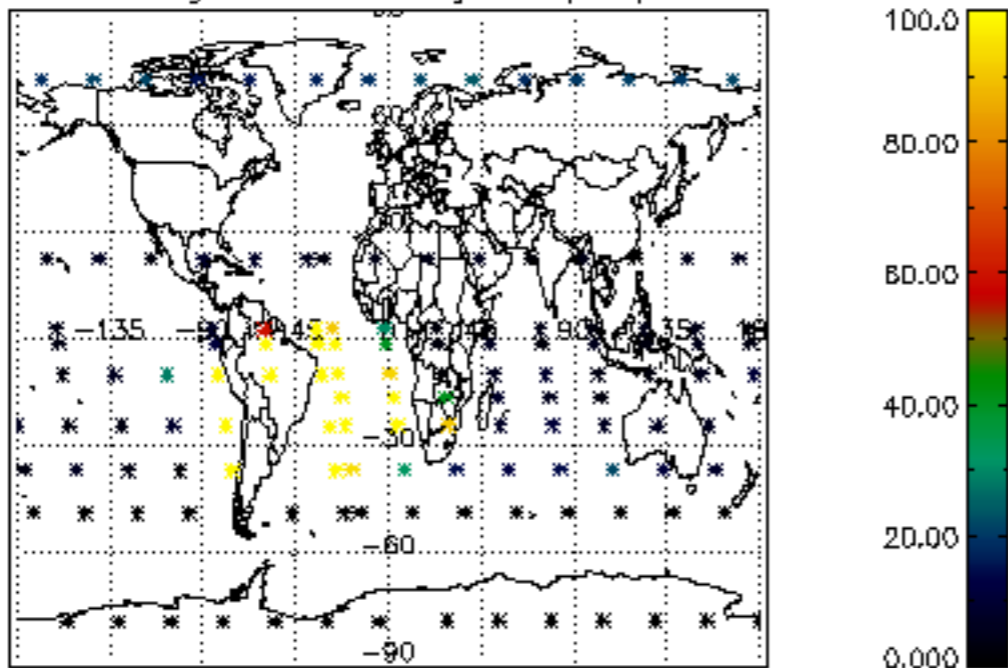
Percentage of flagged data per NO3 profile



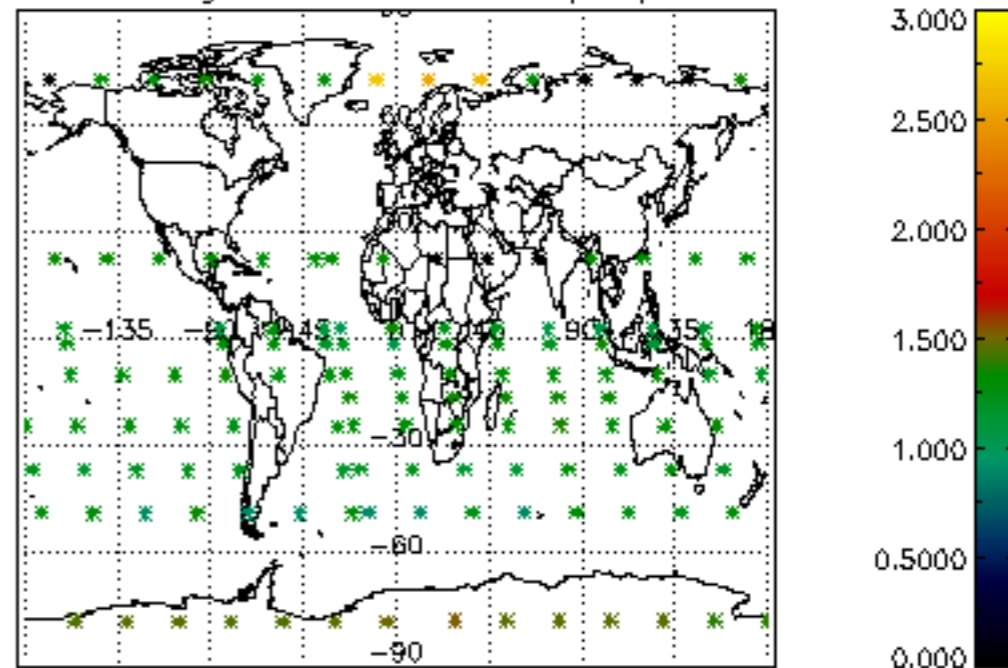




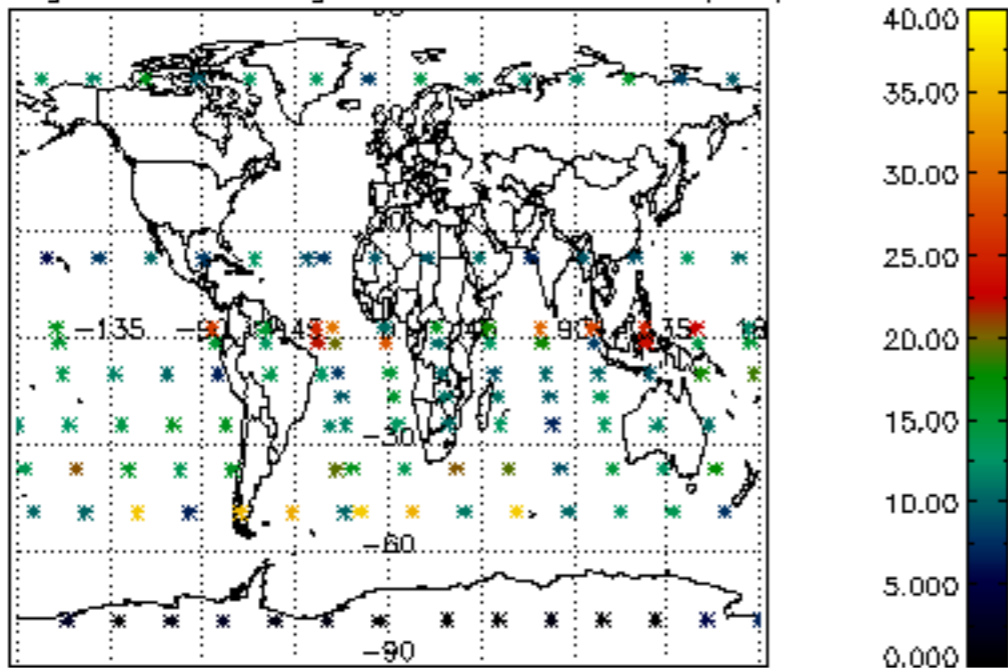
Percentage of cosmic ray hits per profile



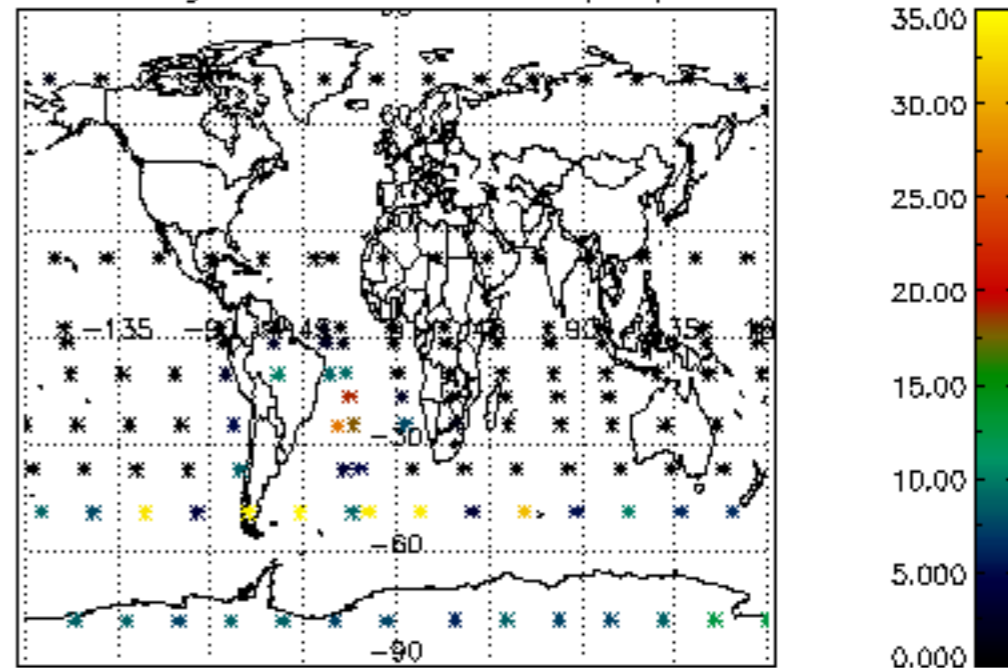
Percentage of datation errors per profile



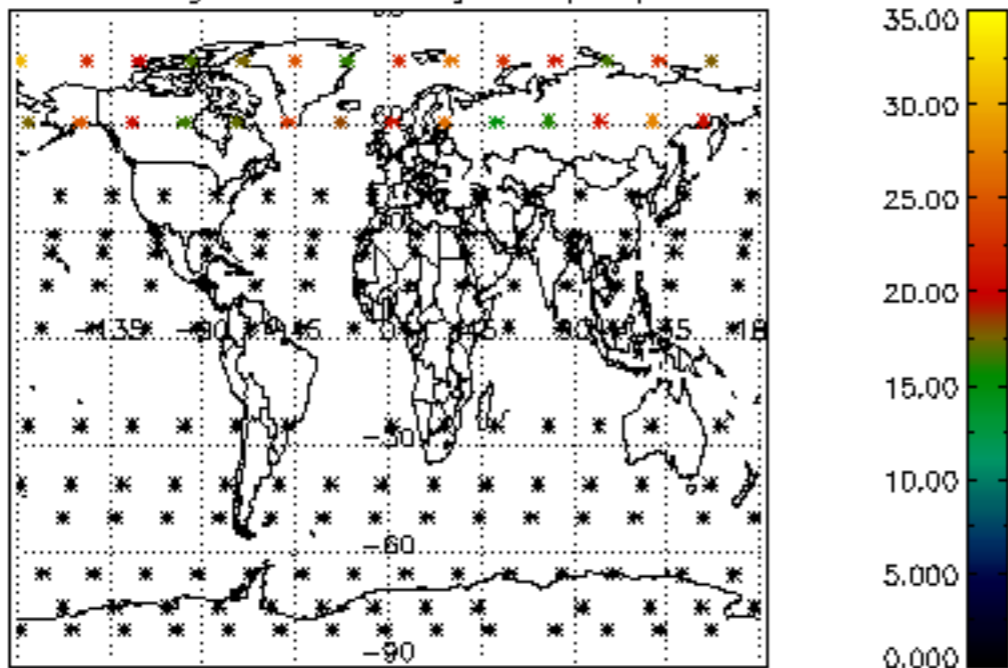
Percentage of star falling outside central band per profile



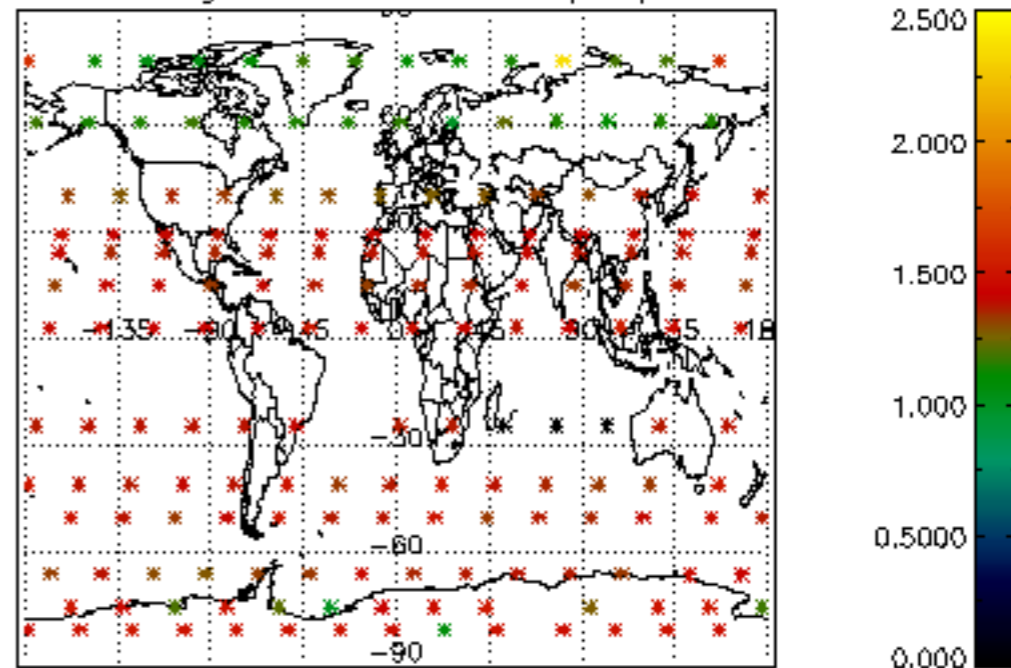
Percentage of saturation errors per profile



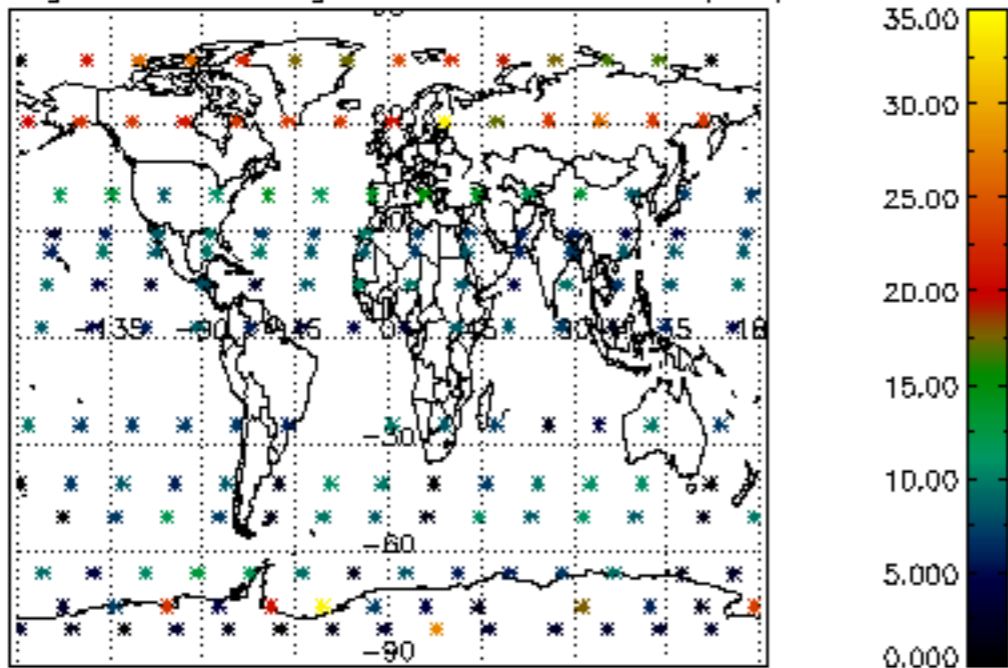
Percentage of cosmic ray hits per profile



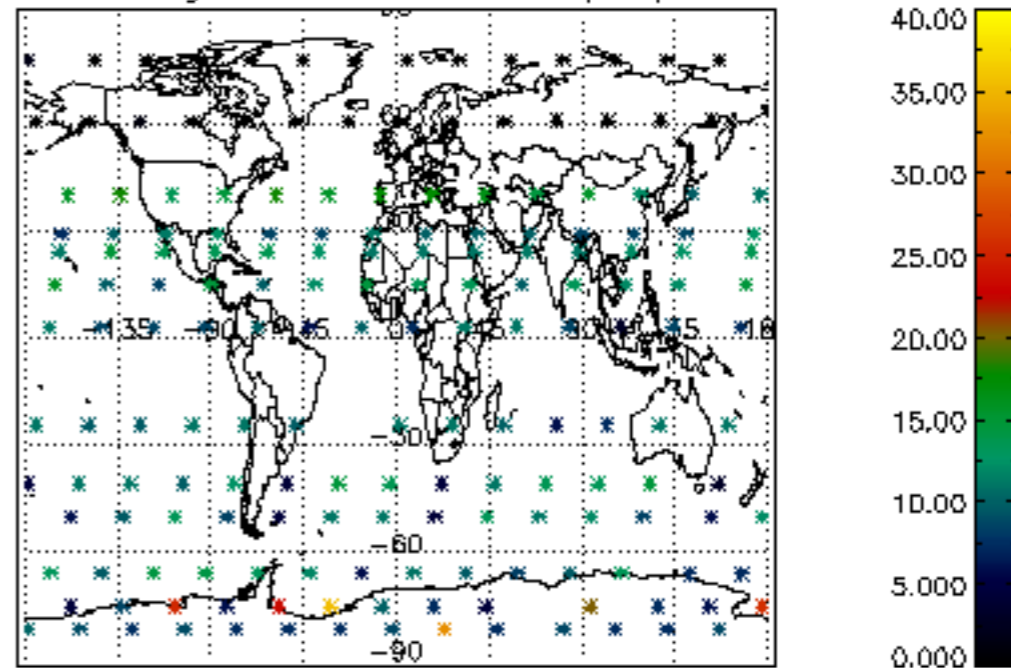
Percentage of datation errors per profile

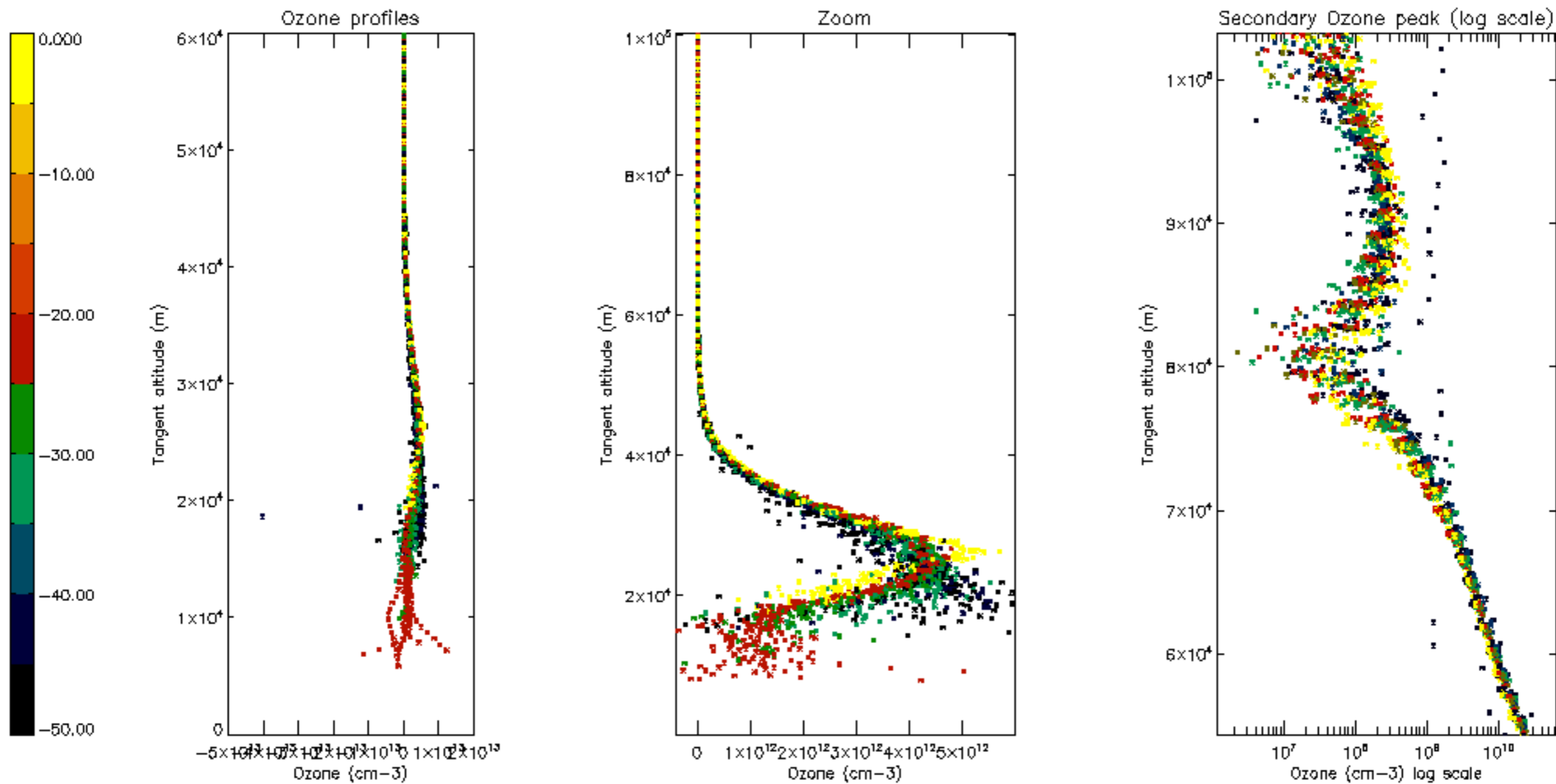


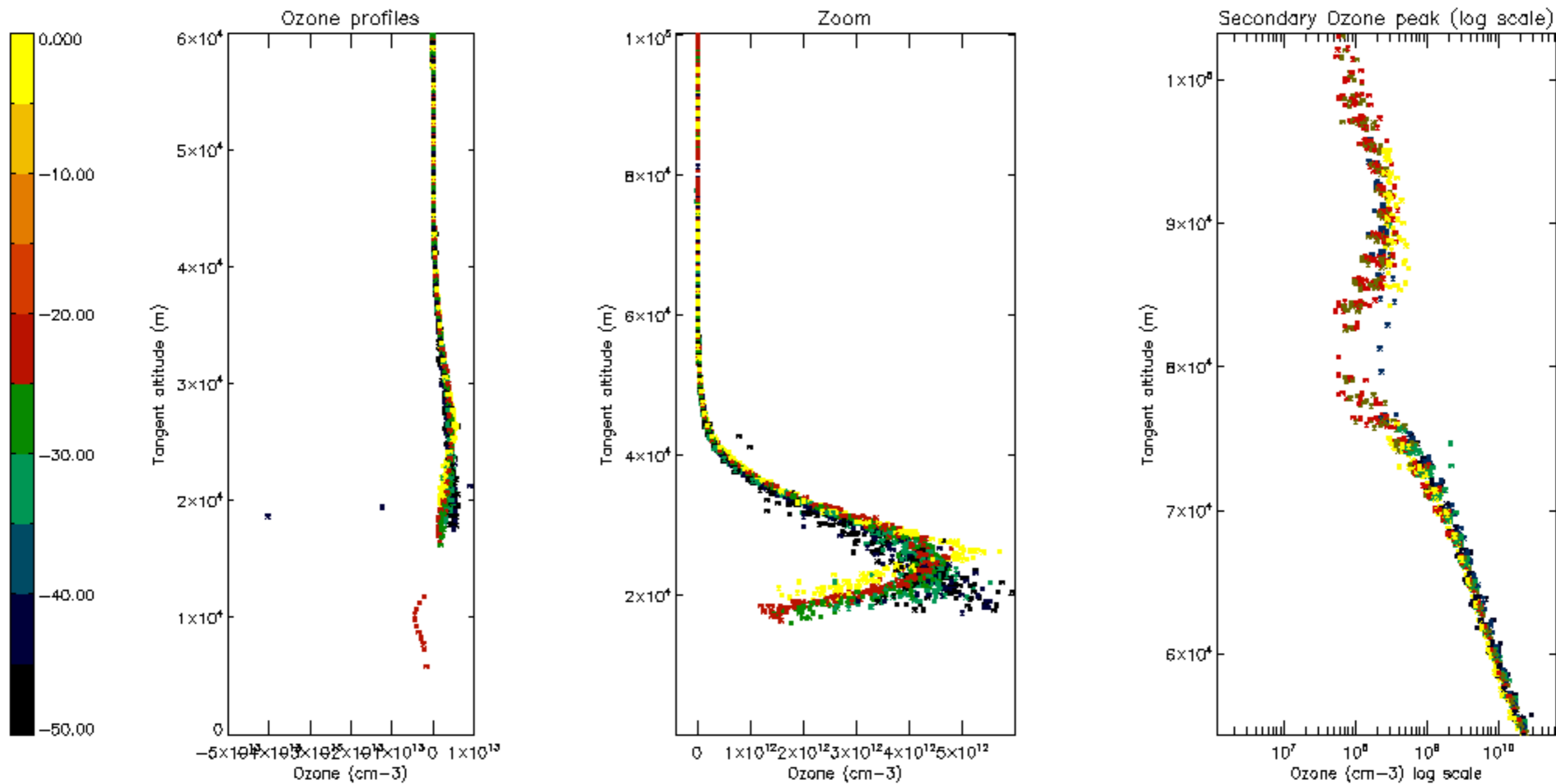
Percentage of star falling outside central band per profile

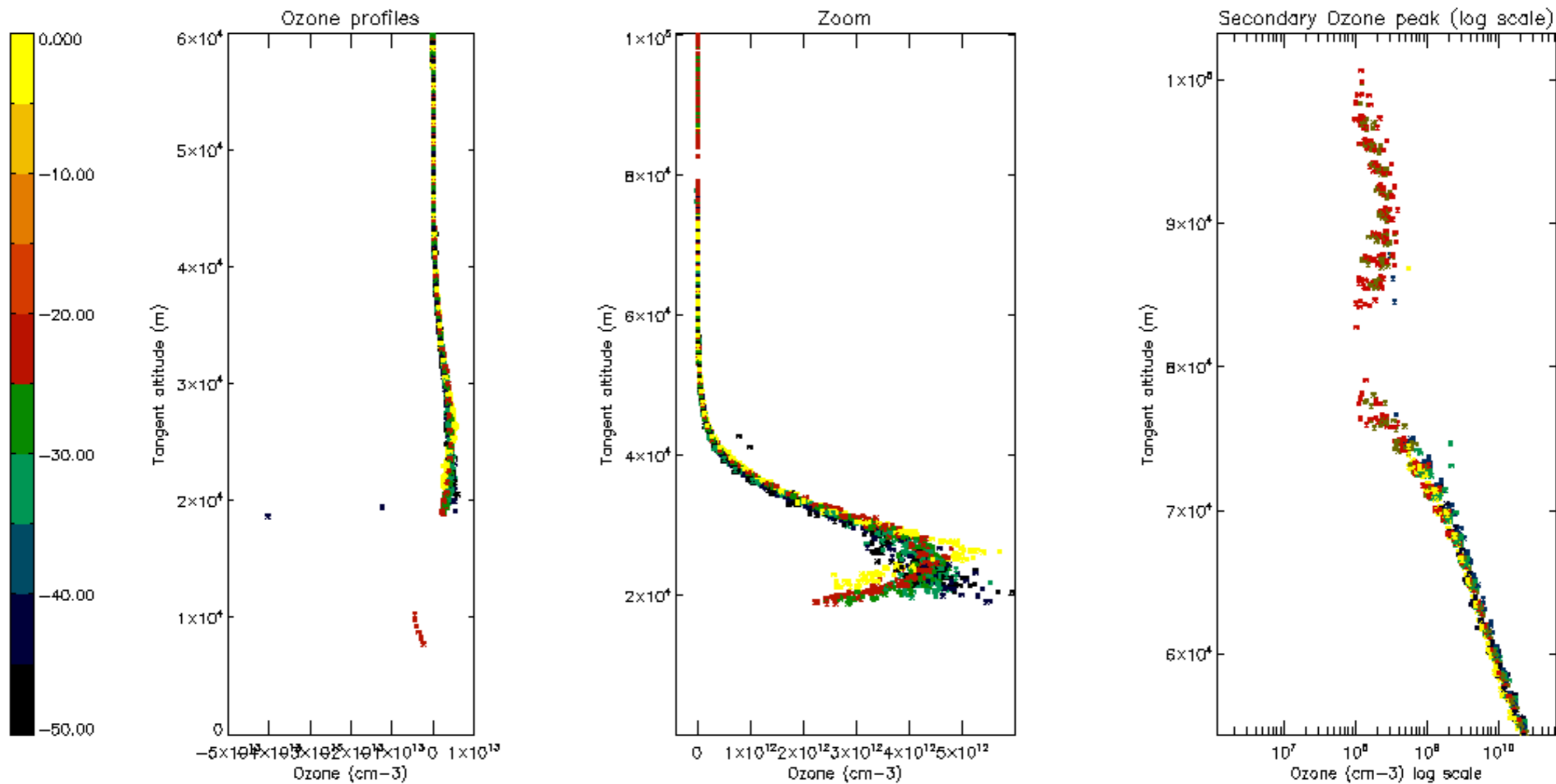


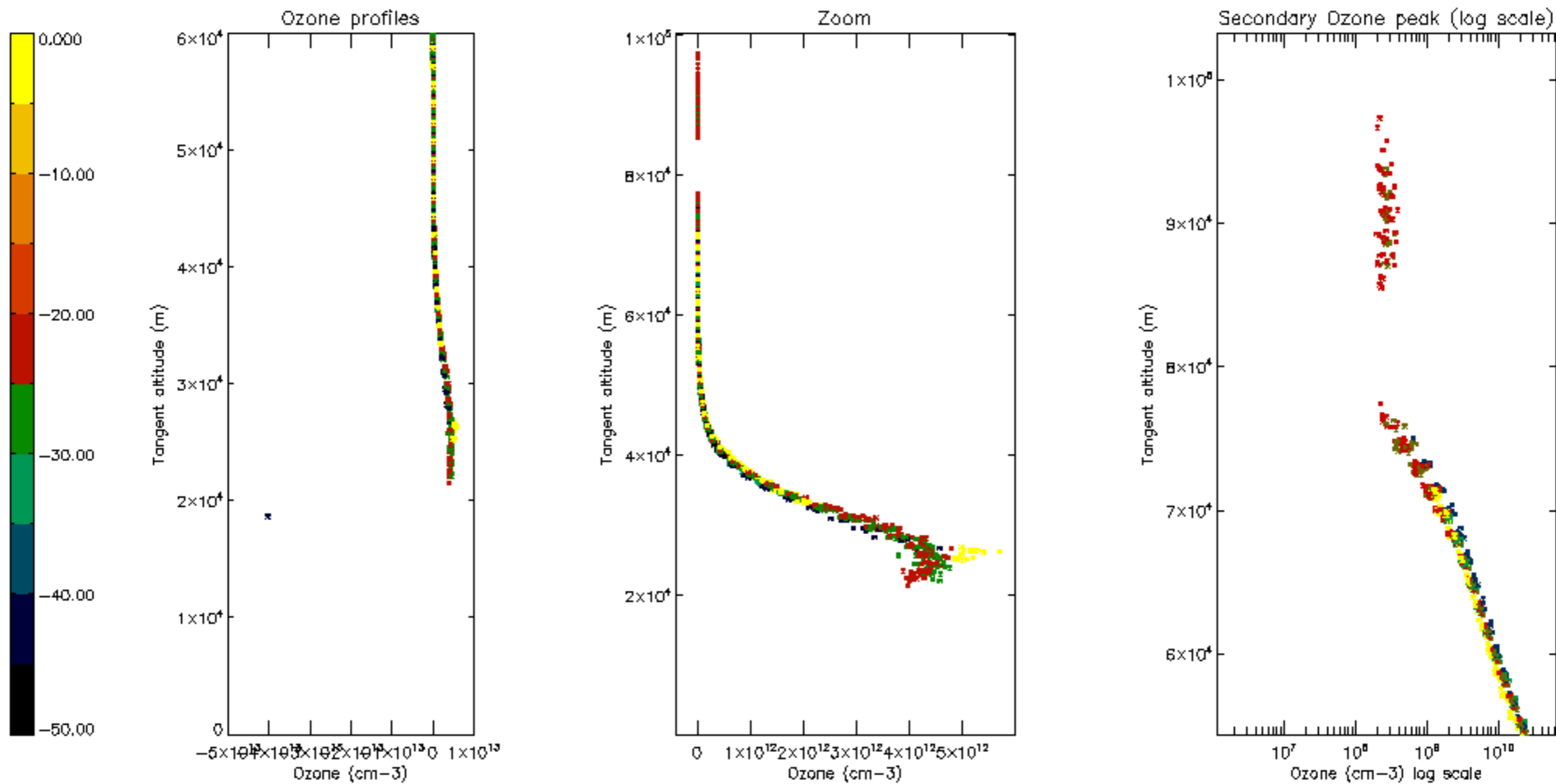
Percentage of saturation errors per profile

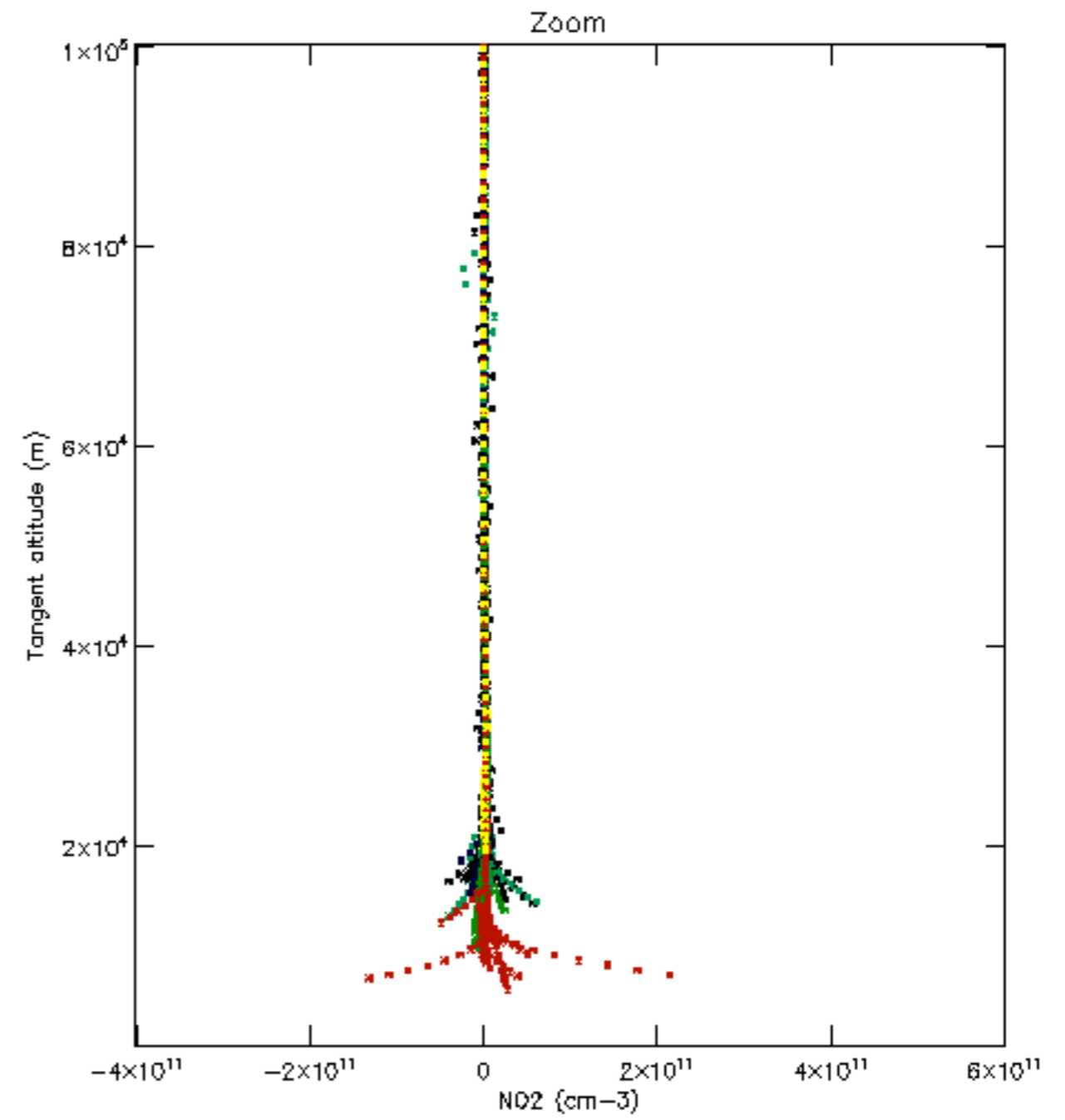
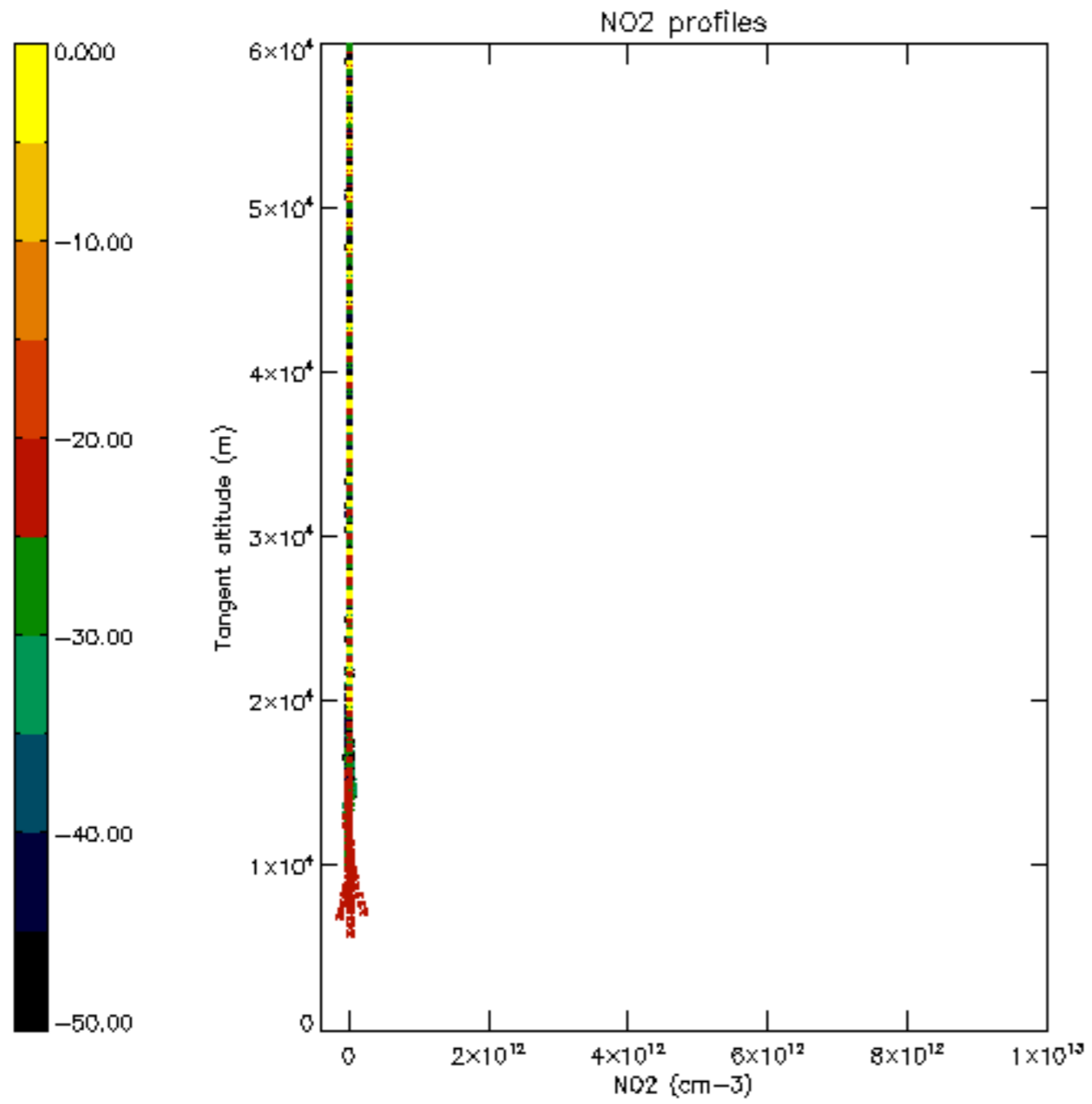


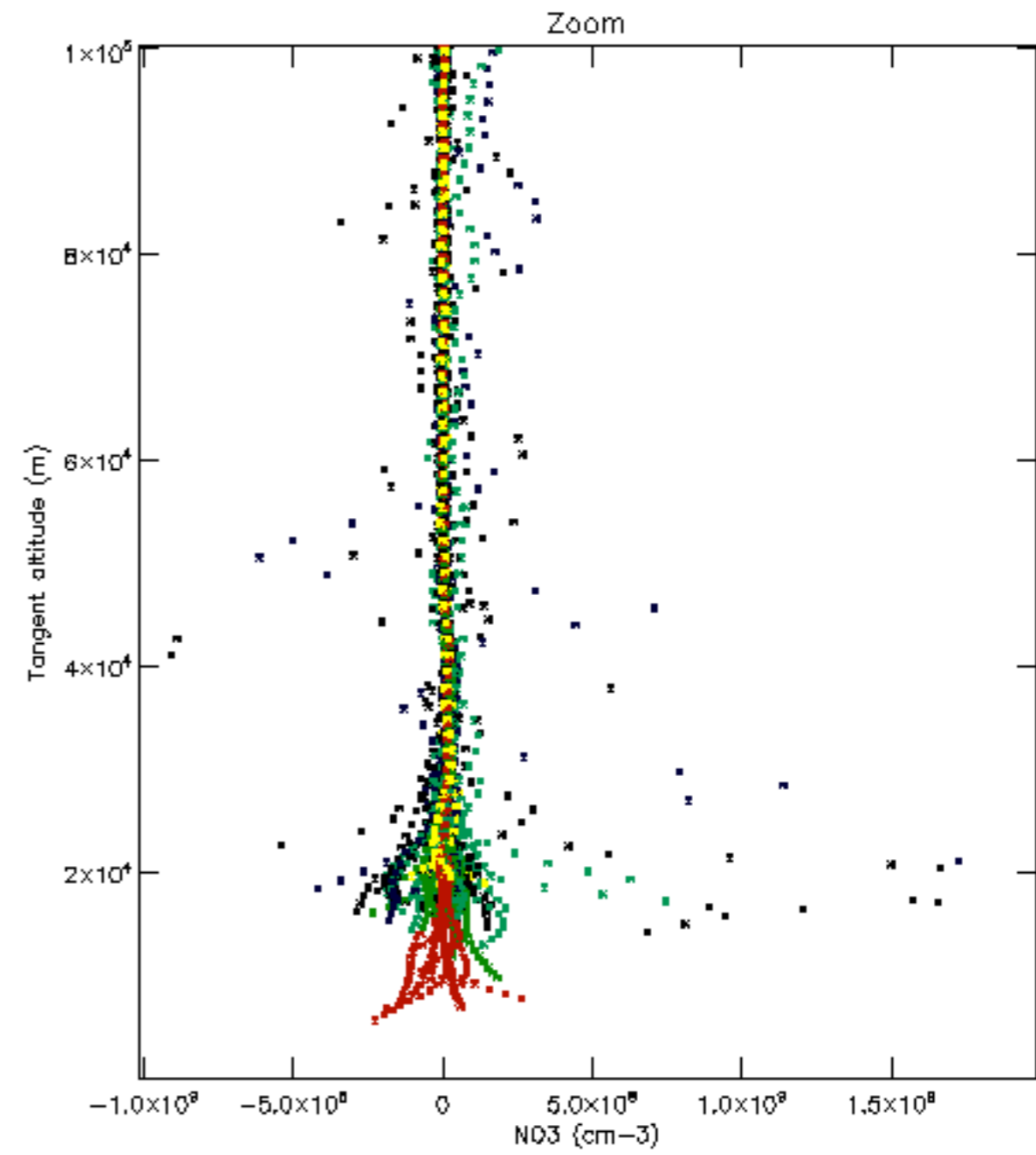
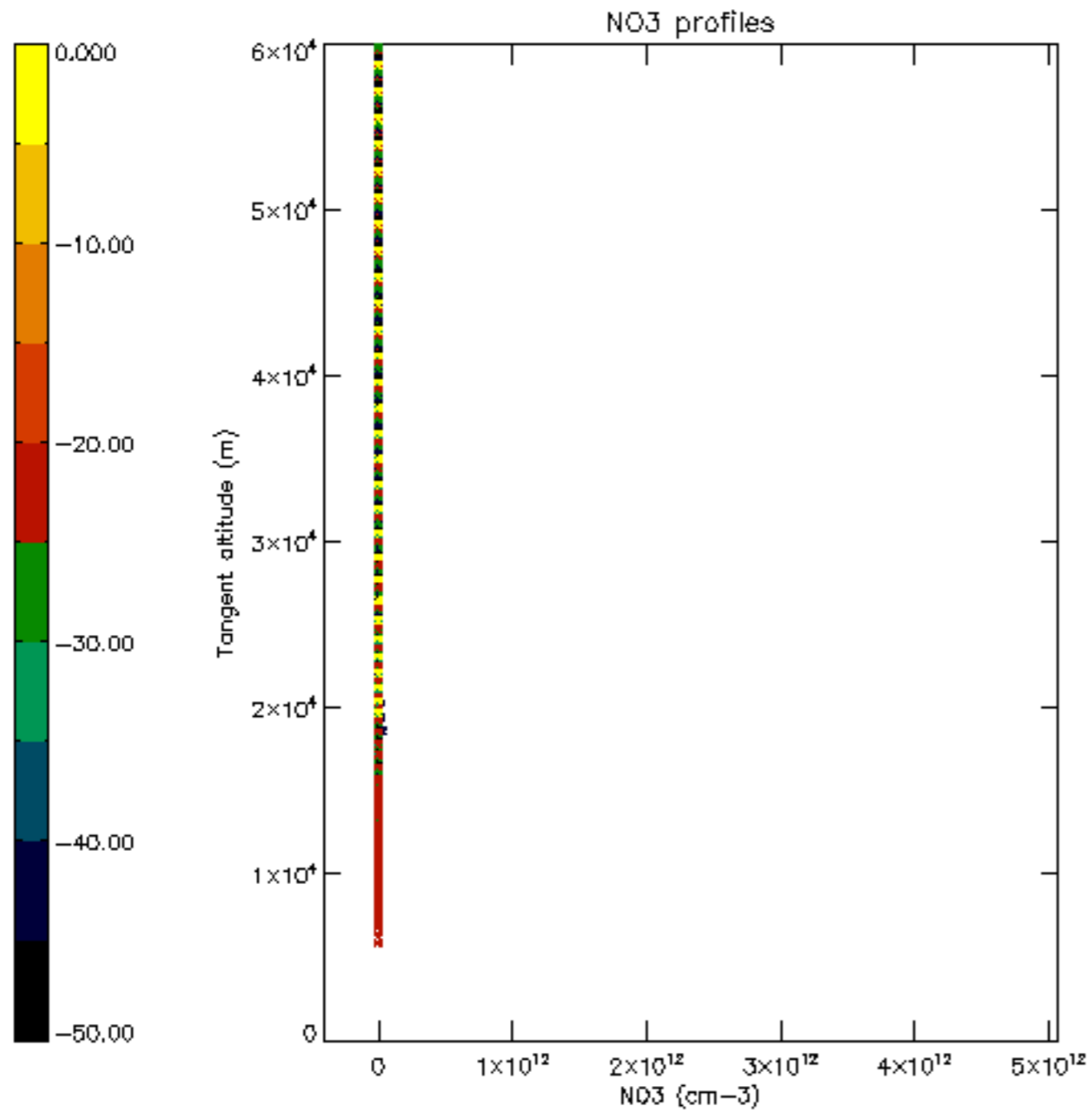


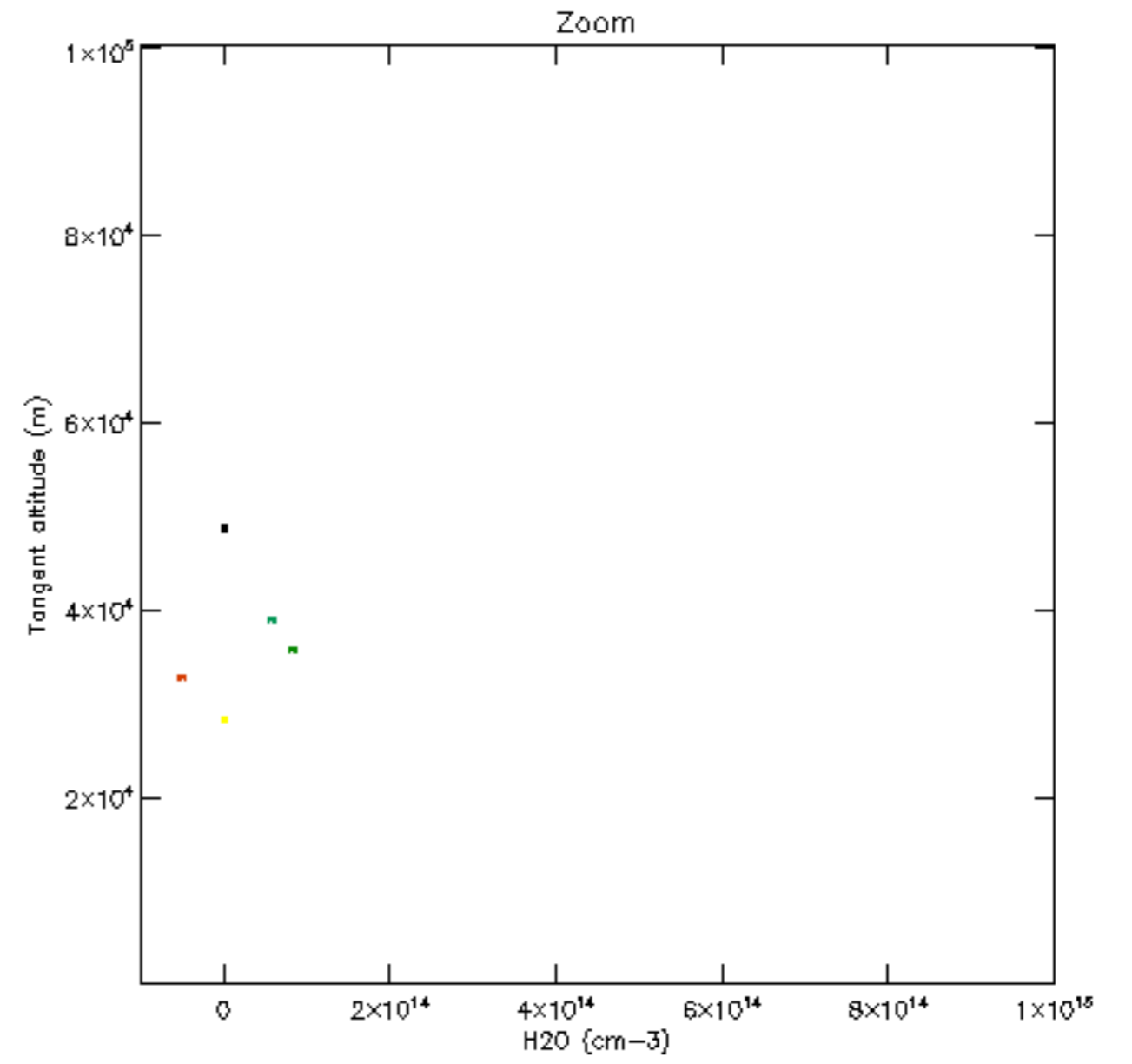
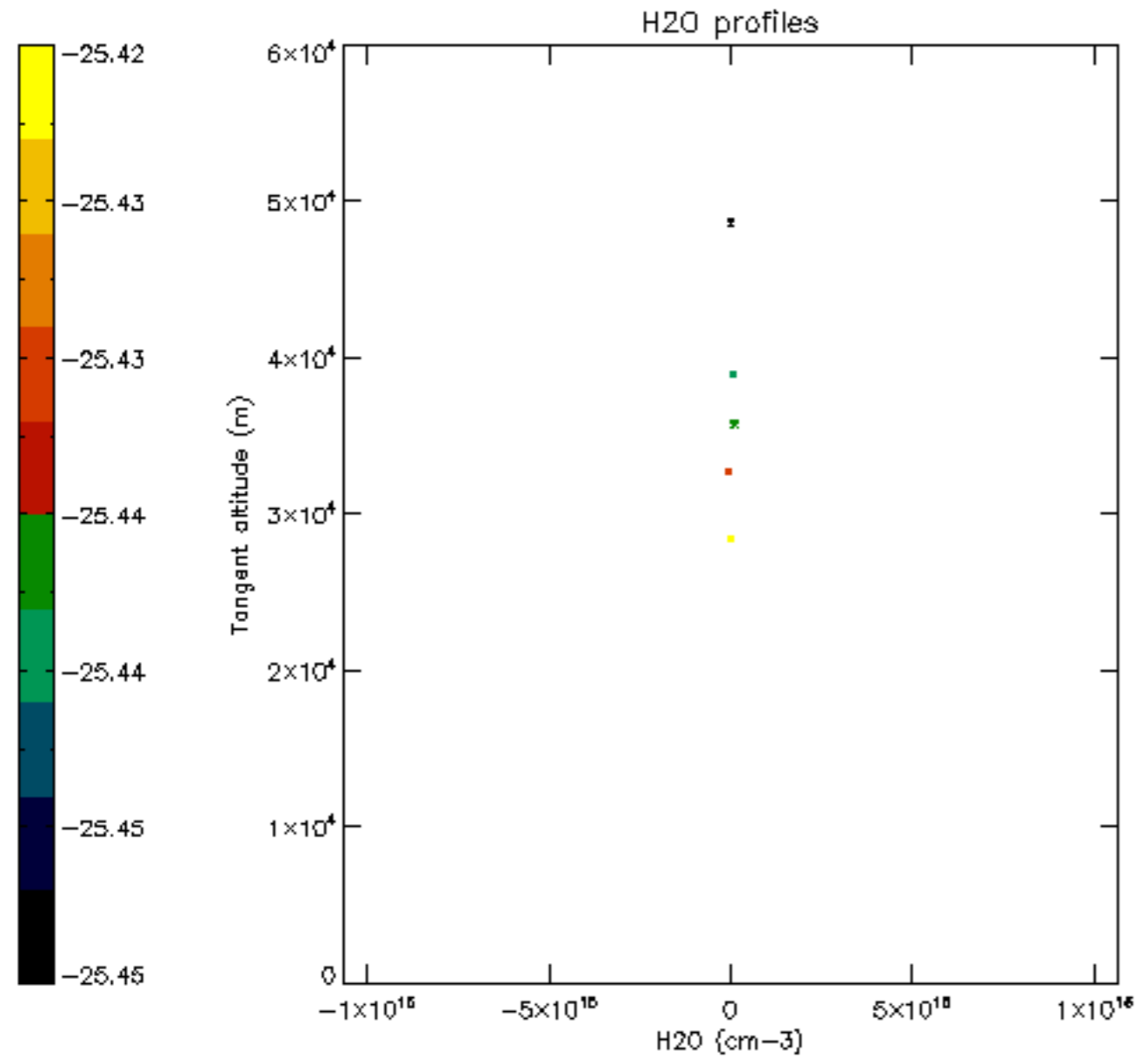


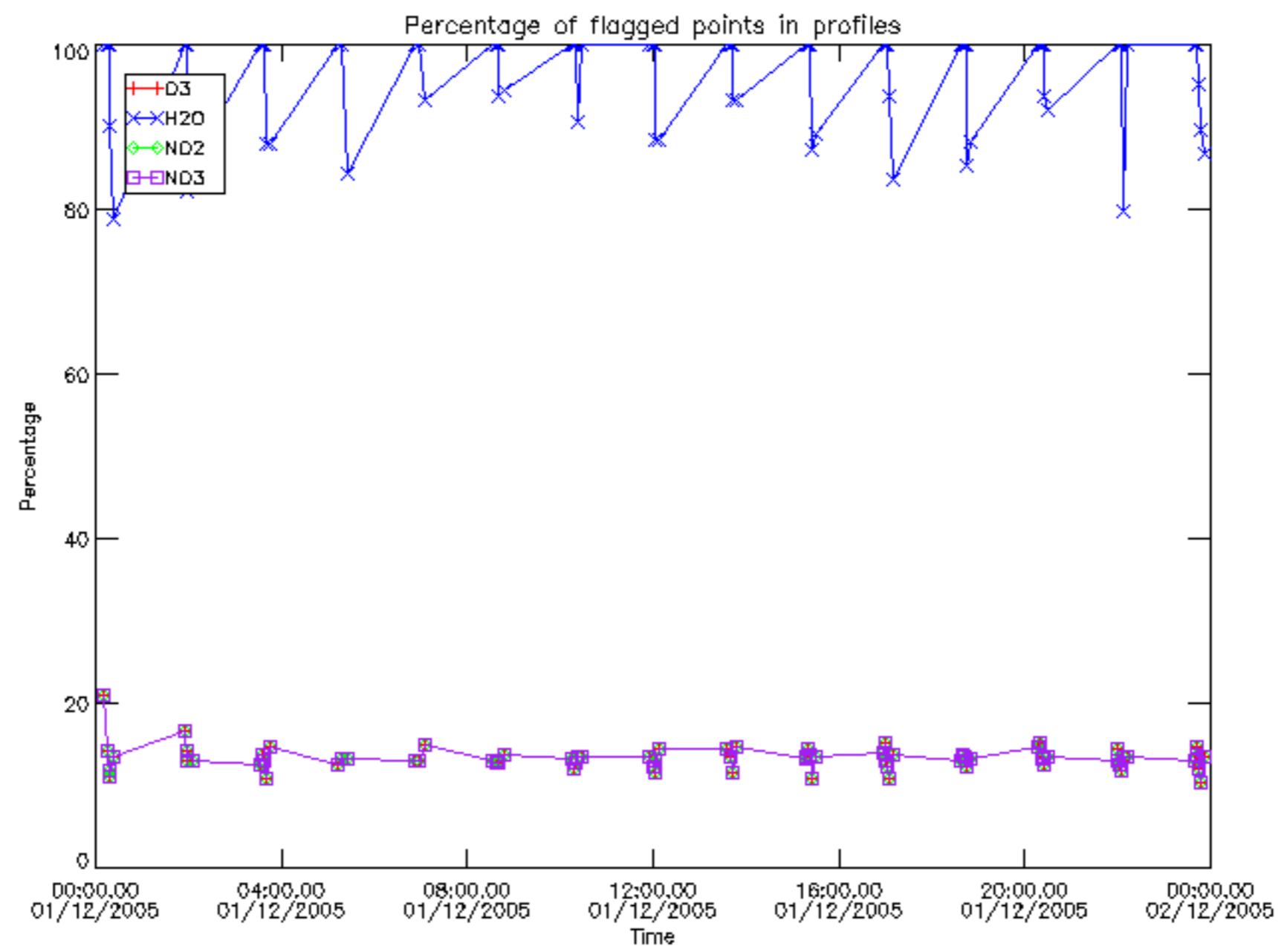




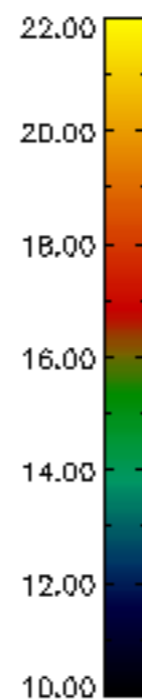
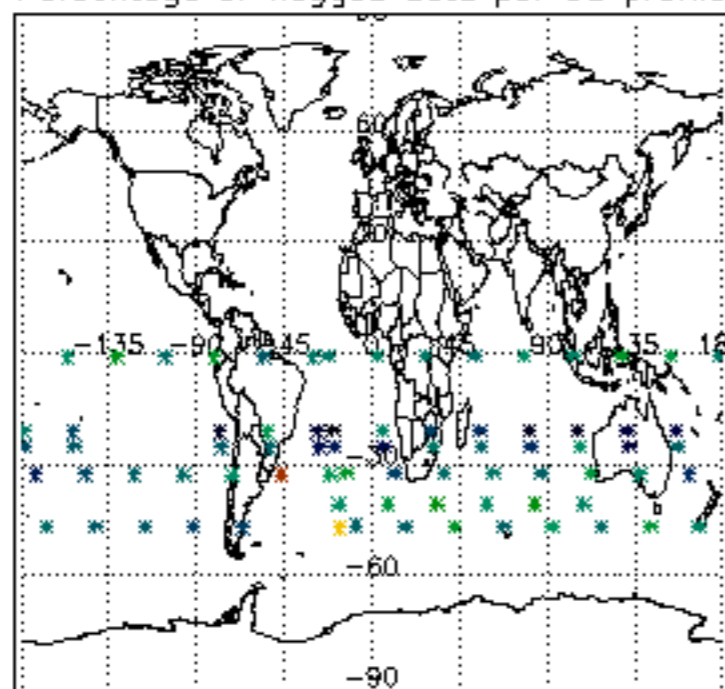




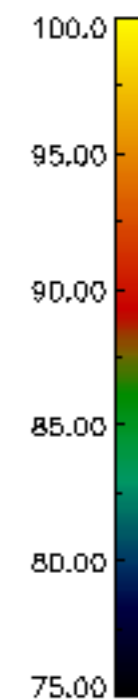
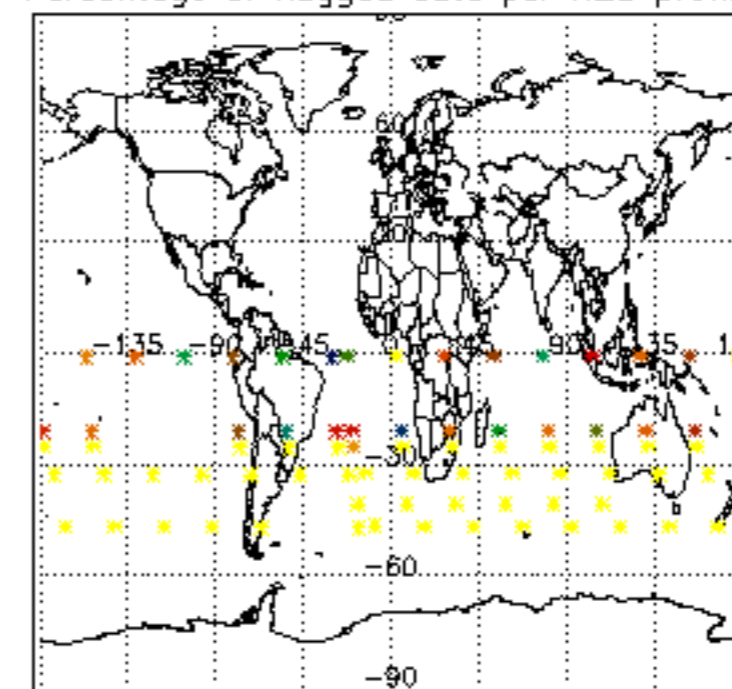




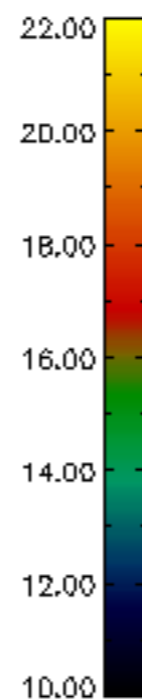
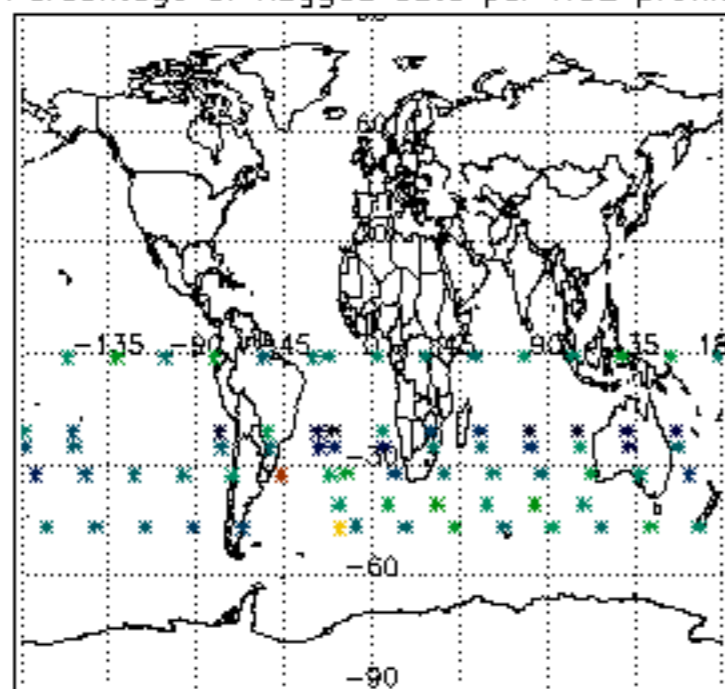
Percentage of flagged data per D3 profile



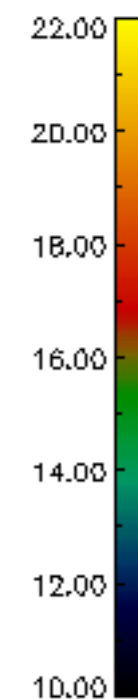
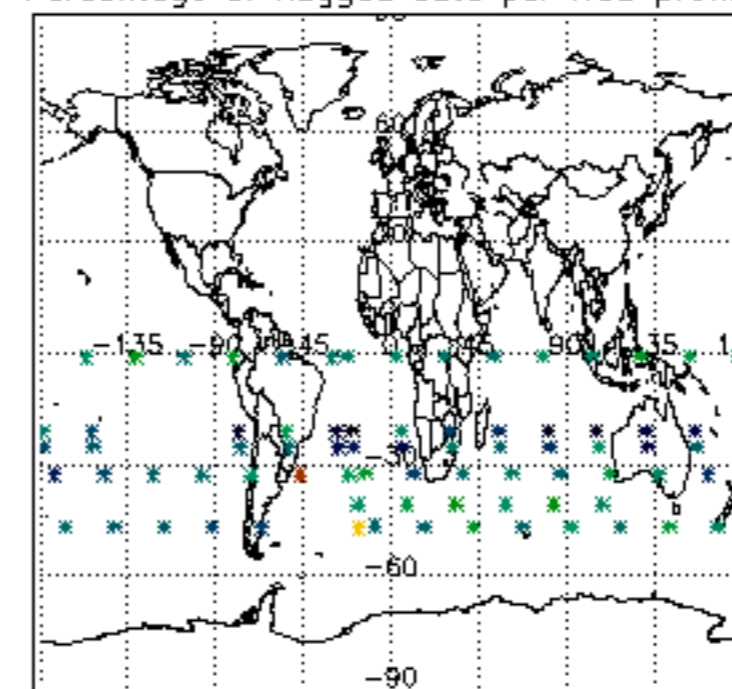
Percentage of flagged data per H2O profile

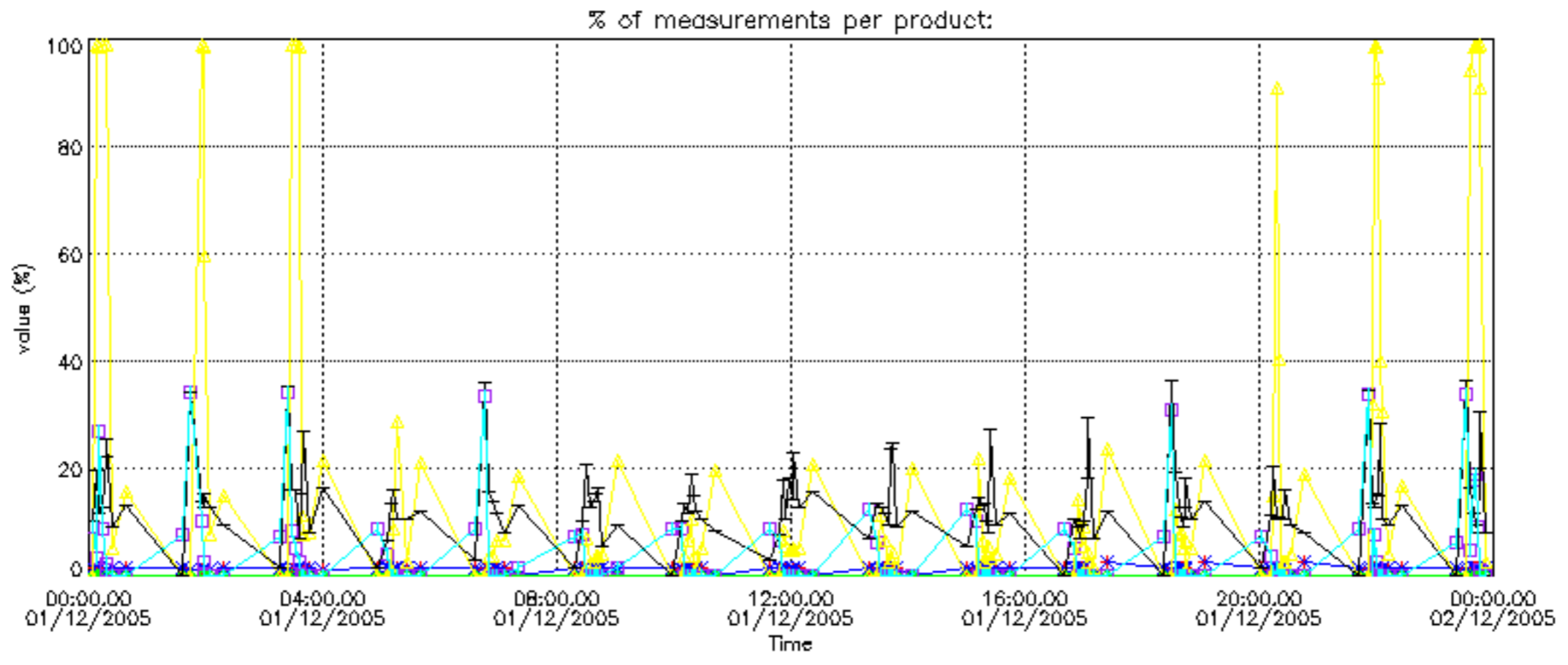


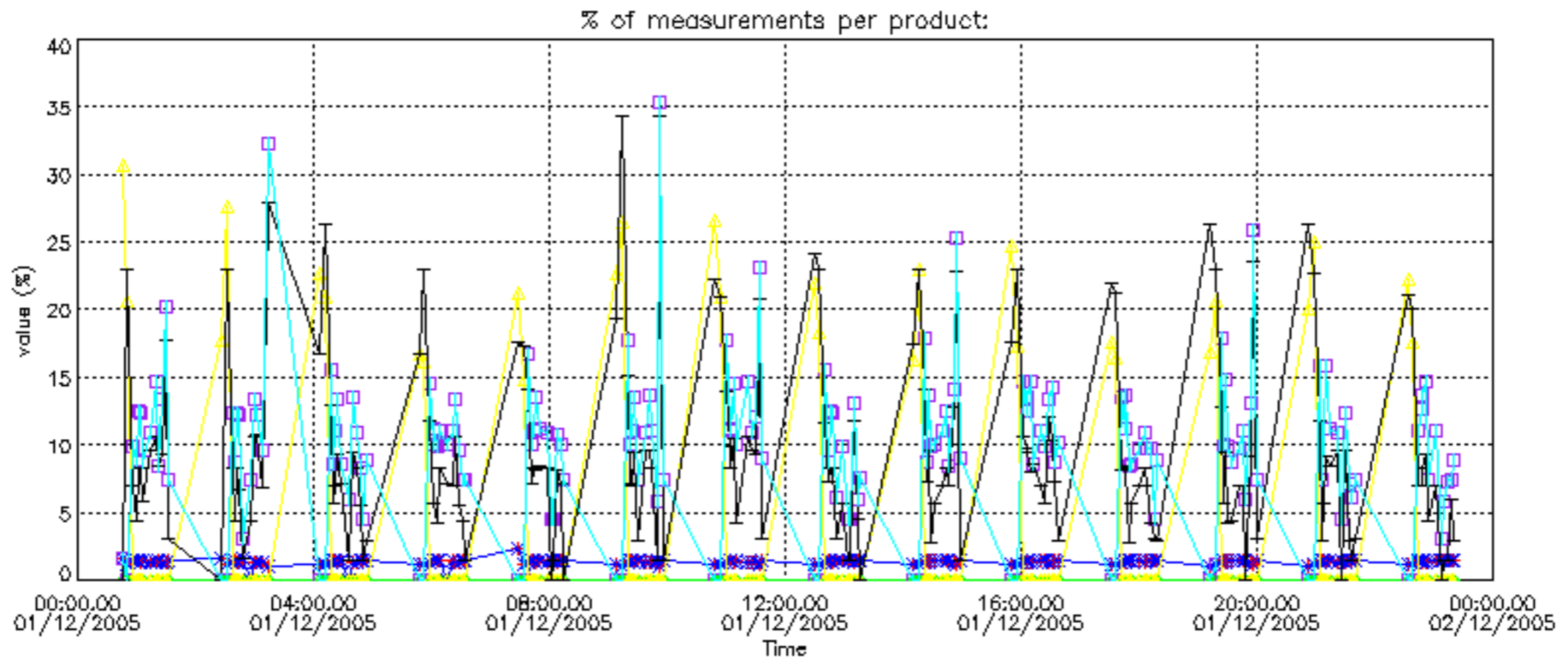
Percentage of flagged data per NO2 profile



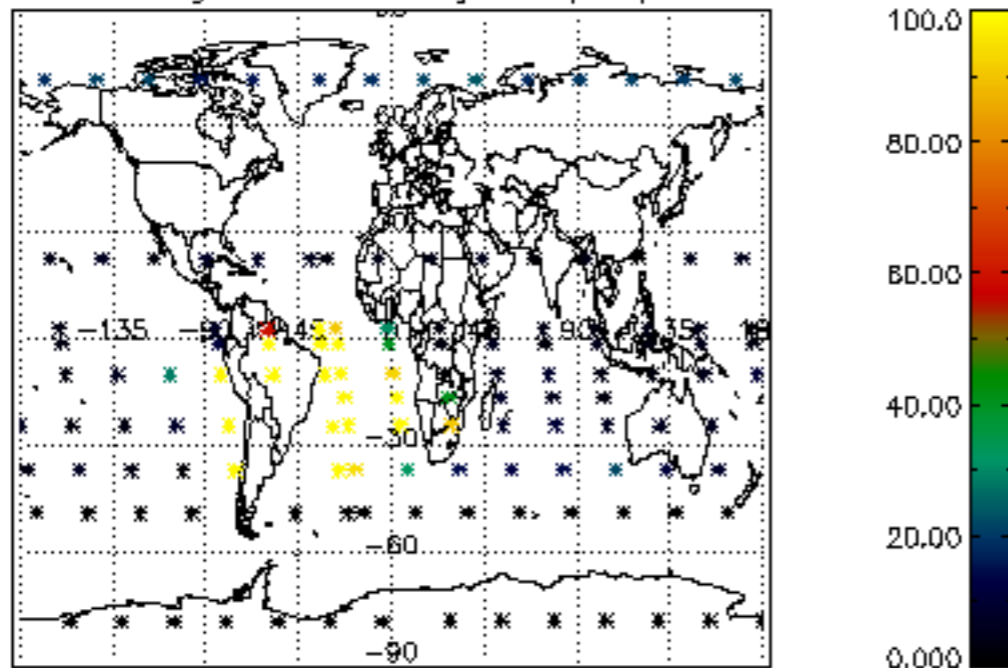
Percentage of flagged data per NO3 profile



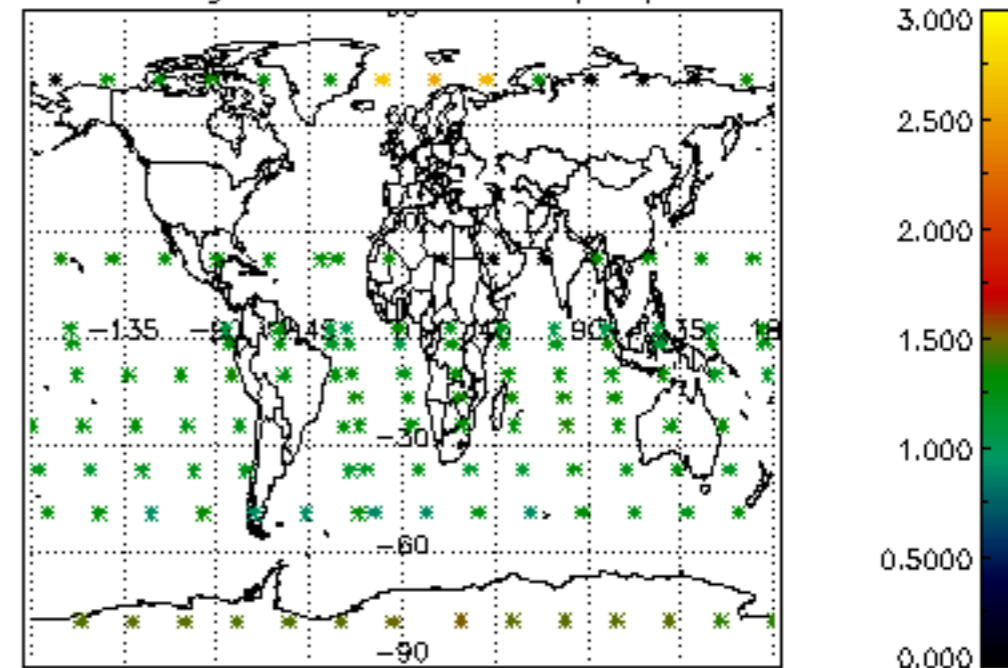




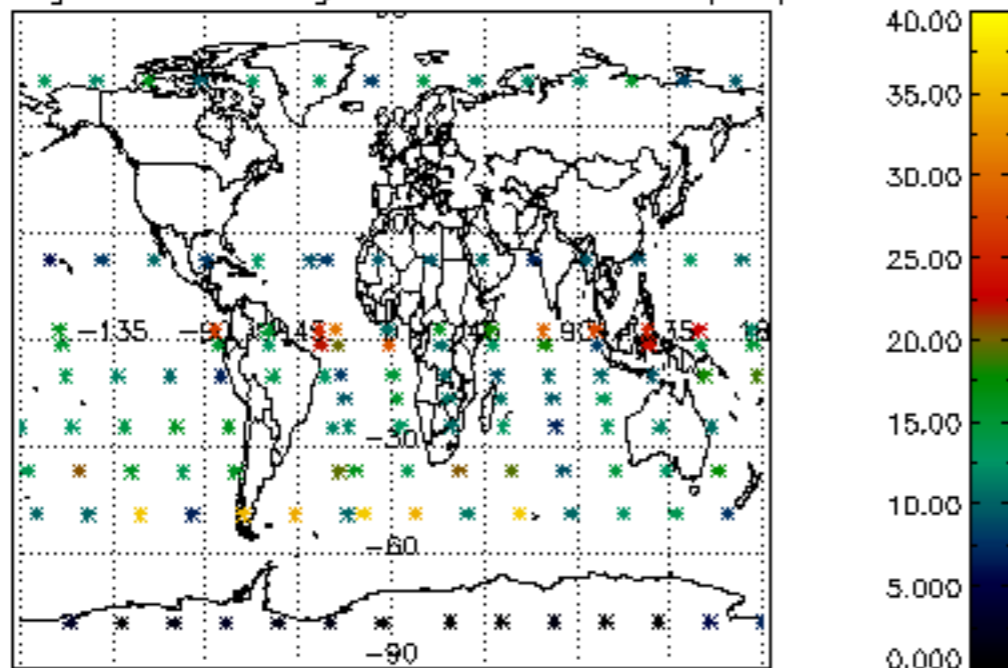
Percentage of cosmic ray hits per profile



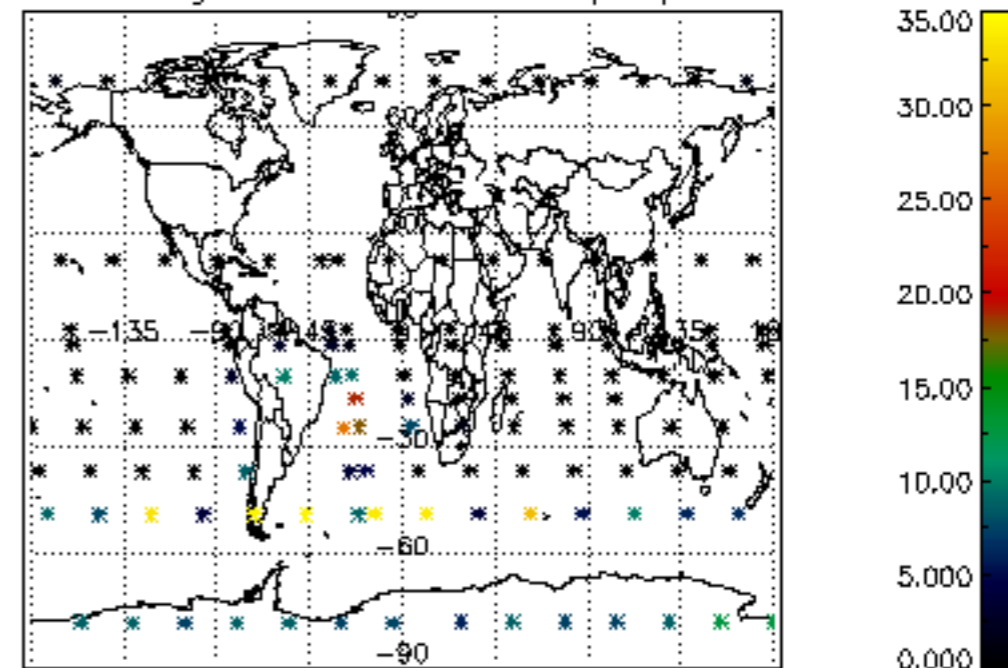
Percentage of datation errors per profile



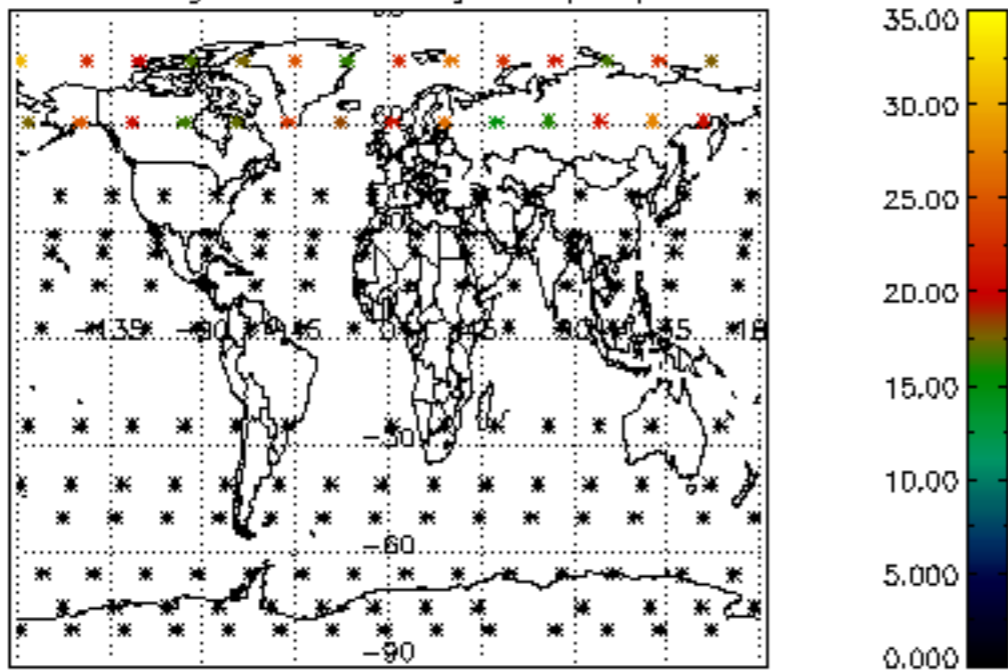
Percentage of star falling outside central band per profile



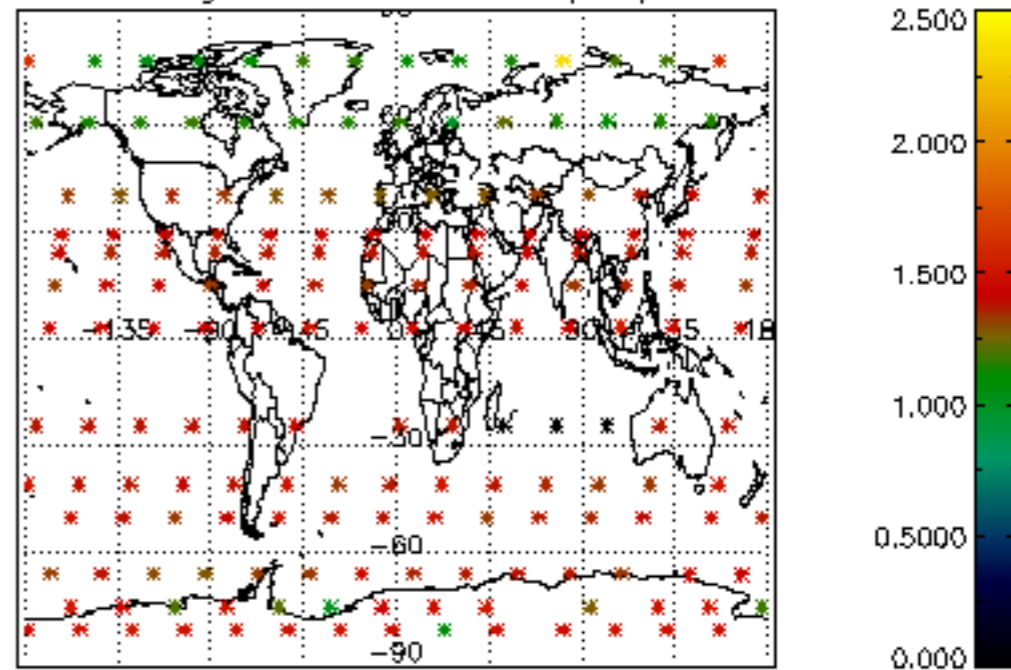
Percentage of saturation errors per profile



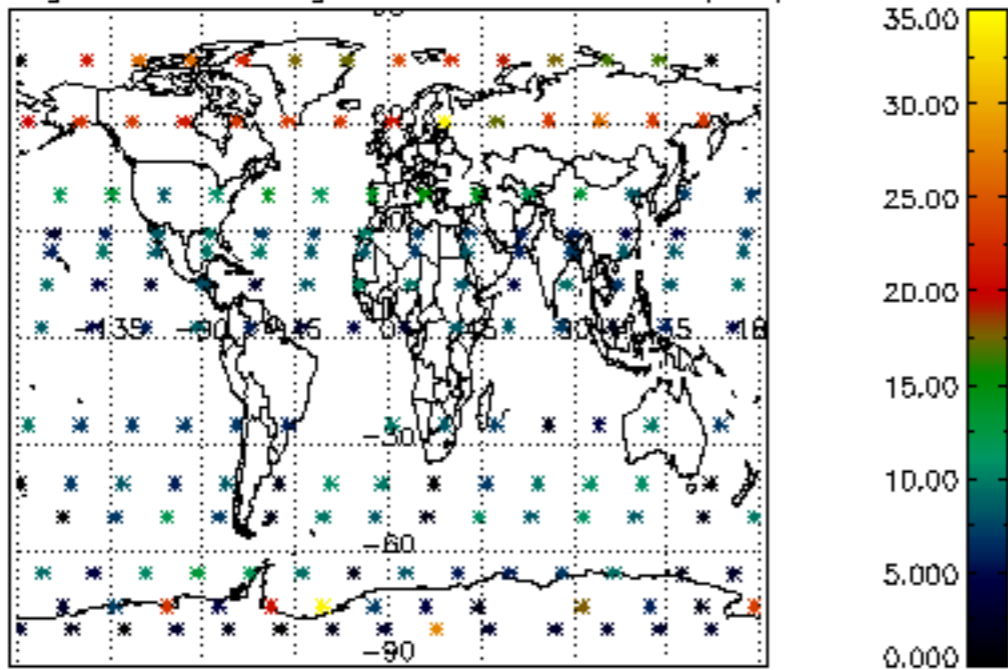
Percentage of cosmic ray hits per profile



Percentage of datation errors per profile



Percentage of star falling outside central band per profile



Percentage of saturation errors per profile

