

GOMOS Level 2 Daily Report

SUMMARY

[1. General Info](#)

[2. Summary of processed GOM_NL_2P products](#)

[3. Level 2 Quality information per product](#)

[3.1 Plot of level 2 quality information per product \(time dependant\)](#)

[3.2 Plot of level 2 quality information per product \(world map\)](#)

[4. Level 1 Quality information per product \(stored on level 2 products\)](#)

[4.1 Plot of level 1 quality information per product \(time dependant\)](#)

[4.1.1 Plot of level 1 quality information per product \(time dependant\): ASCENDING](#)

[4.1.2 Plot of level 1 quality information per product \(time dependant\): DESCENDING](#)

[4.2 Plot of level 1 quality information per product \(world map\)](#)

[4.2.1 Plot of level 1 quality information per product \(world map\): ASCENDING](#)

[4.2.2 Plot of level 1 quality information per product \(world map\): DESCENDING](#)

[5. Ozone profiles based on quality statistics and other trace gas profiles](#)

[5.1 Ozone statistics based on quality of products](#)

[5.2 Plot ozone profiles for all STD \(dark without errors\)](#)

[5.3 Plot ozone profiles where STD < 20% \(dark without errors\)](#)

[5.4. Plot ozone profiles where STD < 10% \(dark without errors\)](#)

[5.5. Plot ozone profiles where STD < 5% \(dark without errors\)](#)

[5.6 Plot NO2 profiles for all STD \(dark without errors\)](#)

[5.7 Plot NO3 profiles for all STD \(dark without errors\)](#)

[5.8 Plot H2O profiles \(only for occultations of stars 1,2,3,4,13,14,16,26,63 dark without errors\) for all STD](#)

[6. Auxiliary Data Files used for the production reported in section 2](#)

This report presents the daily analysis on parameters extracted from GOMOS level 2 data (GOM_NL__2P). It is intended to monitor some important parameters that will impact the quality of these products. A list of level 2 products (and content) that have arrived during the reporting day to the PCF is also given.

Item	Value
Time of report generation	18APR2013 12:51:38
Data source version	GOMOS/6.01
Start time of products	30-11-2005 (30NOV2005 00:00:00)
Stop time of products	01-12-2005 (01DEC2005 00:00:00)
Store outputs in DB	Yes
Nb of level 2 prods	309
Nb of prods with errors	0

2. Summary of processed GOM_NL__2P products.

Nr	Filename	UTC Start time	Limb	Duration	Star Id	Star Name	Star Mag	Star Temp	Nb Meas	Orbit	Prod. error
1	GOM_NL__2PRFIN20051130_000538_000000332043_00016_19609_8909.N1	30-NOV-2005 00:05:38	Bright	32.500	49	1Alp UMi	1.9900	6300.0	65	19609	No
2	GOM_NL__2PRFIN20051130_001018_000000372043_00016_19609_8910.N1	30-NOV-2005 00:10:18	Bright	37.000	60	7Bet UMi	2.0810	3950.0	74	19609	No
3	GOM_NL__2PRFIN20051130_001252_000000352043_00016_19609_8911.N1	30-NOV-2005 00:12:52	Bright	34.500	119	14Eta Dra	2.7270	4700.0	69	19609	No
4	GOM_NL__2PRFIN20051130_001735_000000372043_00016_19609_8912.N1	30-NOV-2005 00:17:35	Bright	36.500	39	85Eta UMa	1.8540	24000.	73	19609	No
5	GOM_NL__2PRFIN20051130_002028_000000522043_00016_19609_8913.N1	30-NOV-2005 00:20:28	Bright	52.000	180	27Gam Boo	3.0400	8000.0	104	19609	No
6	GOM_NL__2PRFIN20051130_002328_000000352043_00016_19609_8914.N1	30-NOV-2005 00:23:28	Bright	34.500	83		2.3780	11000.	69	19609	No
7	GOM_NL__2PRFIN20051130_002559_000000342043_00016_19609_8915.N1	30-NOV-2005 00:25:59	Bright	33.500	3	16Alp Boo	-0.050000	4250.0	67	19609	No
8	GOM_NL__2PRFIN20051130_003518_000000402043_00016_19609_8916.N1	30-NOV-2005 00:35:18	Bright	39.500	15	67Alp Vir	0.97600	28000.	79	19609	No
9	GOM_NL__2PRFIN20051130_003842_000000442043_00016_19609_8917.N1	30-NOV-2005 00:38:42	Twilight	44.000	169	46Gam Hya	2.9910	4700.0	88	19609	No
10	GOM_NL__2PRFIN20051130_004614_000000392043_00016_19609_8918.N1	30-NOV-2005 00:46:14	Dark	38.500	64	Gam Cen	2.2000	10600.	77	19609	No
11	GOM_NL__2PRFIN20051130_004840_000000372043_00016_19609_8919.N1	30-NOV-2005 00:48:40	Dark	37.000	20	Bet Cru	1.2530	30000.	74	19609	No
12	GOM_NL__2PRFIN20051130_004951_000000482043_00017_19610_8900.N1	30-NOV-2005 00:49:51	Dark	48.000	12	Alp1Cru	0.77500	30000.	96	19610	No
13	GOM_NL__2PRFIN20051130_005519_000000382043_00017_19610_8901.N1	30-NOV-2005 00:55:19	Dark	37.500	29	Bet Car	1.6720	10200.	75	19610	No
14	GOM_NL__2PRFIN20051130_010954_000000382043_00017_19610_8902.N1	30-NOV-2005 01:09:54	Straylight	37.500	157	The1Eri	2.9060	9300.0	75	19610	No
15	GOM_NL__2PRFIN20051130_012212_000000432043_00017_19610_8903.N1	30-NOV-2005 01:22:12	Twilight	42.500	94	92Alp Cet	2.5260	3100.0	85	19610	No
16	GOM_NL__2PRFIN20051130_012731_000000372043_00017_19610_8904.N1	30-NOV-2005 01:27:31	Bright	36.500	105	6Bet Ari	2.6450	8900.0	73	19610	No
17	GOM_NL__2PRFIN20051130_013110_000000332043_00017_19610_8905.N1	30-NOV-2005 01:31:10	Bright	33.000	173	4Bet Tri	3.0040	8900.0	66	19610	No
18	GOM_NL__2PRFIN20051130_013238_000000382043_00017_19610_8906.N1	30-NOV-2005 01:32:38	Bright	37.500	79	26Bet Per	2.3100	13100.	75	19610	No
19	GOM_NL__2PRFIN20051130_013611_000000362043_00017_19610_8907.N1	30-NOV-2005 01:36:11	Bright	36.000	160	23Gam Per	2.9300	4700.0	72	19610	No
20	GOM_NL__2PRFIN20051130_013828_000000352043_00017_19610_8908.N1	30-NOV-2005 01:38:28	Bright	34.500	110	37Del Cas	2.6780	8900.0	69	19610	No
21	GOM_NL__2PRFIN20051130_014614_000000362043_00017_19610_8909.N1	30-NOV-2005 01:46:14	Bright	36.000	49	1Alp UMi	1.9900	6300.0	72	19610	No
22	GOM_NL__2PRFIN20051130_015053_000000372043_00017_19610_8910.N1	30-NOV-2005 01:50:53	Bright	37.000	60	7Bet UMi	2.0810	3950.0	74	19610	No
23	GOM_NL__2PRFIN20051130_015328_000000352043_00017_19610_8911.N1	30-NOV-2005 01:53:28	Bright	34.500	119	14Eta Dra	2.7270	4700.0	69	19610	No
24	GOM_NL__2PRFIN20051130_015811_000000372043_00017_19610_8912.N1	30-NOV-2005 01:58:11	Bright	36.500	39	85Eta UMa	1.8540	24000.	73	19610	No
25	GOM_NL__2PRFIN20051130_020104_000000332043_00017_19610_8913.N1	30-NOV-2005 02:01:04	Bright	32.500	180	27Gam Boo	3.0400	8000.0	65	19610	No
26	GOM_NL__2PRFIN20051130_020404_000000342043_00017_19610_8914.N1	30-NOV-2005 02:04:04	Bright	33.500	83		2.3780	11000.	67	19610	No
27	GOM_NL__2PRFIN20051130_020635_000000332043_00017_19610_8915.N1	30-NOV-2005 02:06:35	Bright	33.000	3	16Alp Boo	-0.050000	4250.0	66	19610	No
28	GOM_NL__2PRFIN20051130_021554_000000542043_00017_19610_8916.N1	30-NOV-2005 02:15:54	Bright	54.000	15	67Alp Vir	0.97600	28000.	108	19610	No
29	GOM_NL__2PRFIN20051130_021919_000000432043_00017_19610_8917.N1	30-NOV-2005 02:19:19	Twilight	43.000	169	46Gam Hya	2.9910	4700.0	86	19610	No
30	GOM_NL__2PRFIN20051130_022250_000000372043_00017_19610_8918.N1	30-NOV-2005 02:22:50	Dark	37.000	123	lot Cen	2.7500	10200.	74	19610	No
31	GOM_NL__2PRFIN20051130_022650_000000382043_00017_19610_8919.N1	30-NOV-2005 02:26:50	Dark	37.500	64	Gam Cen	2.2000	10600.	75	19610	No
32	GOM_NL__2PRFIN20051130_022916_000000392043_00017_19610_8920.N1	30-NOV-2005 02:29:16	Dark	38.500	20	Bet Cru	1.2530	30000.	77	19610	No
33	GOM_NL__2PRFIN20051130_023027_000000382043_00018_19611_8901.N1	30-NOV-2005 02:30:27	Dark	38.000	12	Alp1Cru	0.77500	30000.	76	19611	No
34	GOM_NL__2PRFIN20051130_023555_000000382043_00018_19611_8902.N1	30-NOV-2005 02:35:55	Dark	38.000	29	Bet Car	1.6720	10200.	76	19611	No
35	GOM_NL__2PRFIN20051130_025030_000000382043_00018_19611_8903.N1	30-NOV-2005 02:50:30	Straylight	38.000	157	The1Eri	2.9060	9300.0	76	19611	No
36	GOM_NL__2PRFIN20051130_030248_000000442043_00018_19611_8904.N1	30-NOV-2005 03:02:48	Twilight	43.500	94	92Alp Cet	2.5260	3100.0	87	19611	No
37	GOM_NL__2PRFIN20051130_030807_000000372043_00018_19611_8905.N1	30-NOV-2005 03:08:07	Bright	36.500	105	6Bet Ari	2.6450	8900.0	73	19611	No
38	GOM_NL__2PRFIN20051130_031146_000000342043_00018_19611_8906.N1	30-NOV-2005 03:11:46	Bright	34.000	173	4Bet Tri	3.0040	8900.0	68	19611	No
39	GOM_NL__2PRFIN20051130_031314_000000372043_00018_19611_8907.N1	30-NOV-2005 03:13:14	Bright	37.000	79	26Bet Per	2.3100	13100.	74	19611	No
40	GOM_NL__2PRFIN20051130_031647_000000372043_00018_19611_8908.N1	30-NOV-2005 03:16:47	Bright	37.000	160	23Gam Per	2.9300	4700.0	74	19611	No
41	GOM_NL__2PRFIN20051130_031904_000000332043_00018_19611_8909.N1	30-NOV-2005 03:19:04	Bright	32.500	110	37Del Cas	2.6780	8900.0	65	19611	No
42	GOM_NL__2PRFIN20051130_032650_000000362043_00018_19611_8910.N1	30-NOV-2005 03:26:50	Bright	36.000	49	1Alp UMi	1.9900	6300.0	72	19611	No

43	GOM_NL__2PRFIN20051130_033129_000000382043_00018_19611_8911.N1	30-NOV-2005 03:31:29	Bright	37.500	60	7Bet UMi	2.0810	3950.0	75	19611	No
44	GOM_NL__2PRFIN20051130_033404_000000362043_00018_19611_8912.N1	30-NOV-2005 03:34:04	Bright	35.500	119	14Eta Dra	2.7270	4700.0	71	19611	No
45	GOM_NL__2PRFIN20051130_033847_000000362043_00018_19611_8913.N1	30-NOV-2005 03:38:47	Bright	36.000	39	85Eta UMa	1.8540	24000.	72	19611	No
46	GOM_NL__2PRFIN20051130_034440_000000342043_00018_19611_8914.N1	30-NOV-2005 03:44:40	Bright	33.500	83		2.3780	11000.	67	19611	No
47	GOM_NL__2PRFIN20051130_034711_000000342043_00018_19611_8915.N1	30-NOV-2005 03:47:11	Bright	34.000	3	16Alp Boo	-0.050000	4250.0	68	19611	No
48	GOM_NL__2PRFIN20051130_035630_000000542043_00018_19611_8916.N1	30-NOV-2005 03:56:30	Bright	54.000	15	67Alp Vir	0.97600	28000.	108	19611	No
49	GOM_NL__2PRFIN20051130_035955_000000392043_00018_19611_8917.N1	30-NOV-2005 03:59:55	Twi_and_stray	38.500	169	46Gam Hya	2.9910	4700.0	77	19611	No
50	GOM_NL__2PRFIN20051130_040326_000000392043_00018_19611_8918.N1	30-NOV-2005 04:03:26	Dark	39.000	123	lot Cen	2.7500	10200.	78	19611	No
51	GOM_NL__2PRFIN20051130_040726_000000382043_00018_19611_8919.N1	30-NOV-2005 04:07:26	Dark	38.000	64	Gam Cen	2.2000	10600.	76	19611	No
52	GOM_NL__2PRFIN20051130_040952_000000412043_00018_19611_8920.N1	30-NOV-2005 04:09:52	Dark	40.500	20	Bet Cru	1.2530	30000.	81	19611	No
53	GOM_NL__2PRFIN20051130_041103_000000482043_00019_19612_8901.N1	30-NOV-2005 04:11:03	Dark	47.500	12	Alp1Cru	0.77500	30000.	95	19612	No
54	GOM_NL__2PRFIN20051130_041632_000000382043_00019_19612_8902.N1	30-NOV-2005 04:16:32	Dark	37.500	29	Bet Car	1.6720	10200.	75	19612	No
55	GOM_NL__2PRFIN20051130_043106_000000392043_00019_19612_8903.N1	30-NOV-2005 04:31:06	Straylight	39.000	157	The1Eri	2.9060	9300.0	78	19612	No
56	GOM_NL__2PRFIN20051130_044324_000000432043_00019_19612_8904.N1	30-NOV-2005 04:43:24	Twi_and_stray	43.000	94	92Alp Cet	2.5260	3100.0	86	19612	No
57	GOM_NL__2PRFIN20051130_044844_000000372043_00019_19612_8905.N1	30-NOV-2005 04:48:44	Bright	36.500	105	6Bet Ari	2.6450	8900.0	73	19612	No
58	GOM_NL__2PRFIN20051130_045223_000000342043_00019_19612_8906.N1	30-NOV-2005 04:52:23	Bright	34.000	173	4Bet Tri	3.0040	8900.0	68	19612	No
59	GOM_NL__2PRFIN20051130_045350_000000372043_00019_19612_8907.N1	30-NOV-2005 04:53:50	Bright	36.500	79	26Bet Per	2.3100	13100.	73	19612	No
60	GOM_NL__2PRFIN20051130_045628_000000072043_00019_19612_8908.N1	30-NOV-2005 04:56:28	Straylight	7.0000	35	33Alp Per	1.7950	6250.0	14	19612	No
61	GOM_NL__2PRFIN20051130_045723_000000352043_00019_19612_8909.N1	30-NOV-2005 04:57:23	Bright	35.000	160	23Gam Per	2.9300	4700.0	70	19612	No
62	GOM_NL__2PRFIN20051130_045940_000000352043_00019_19612_8910.N1	30-NOV-2005 04:59:40	Bright	34.500	110	37Del Cas	2.6780	8900.0	69	19612	No
63	GOM_NL__2PRFIN20051130_050726_000000362043_00019_19612_8911.N1	30-NOV-2005 05:07:26	Bright	35.500	49	1Alp UMi	1.9900	6300.0	71	19612	No
64	GOM_NL__2PRFIN20051130_051205_000000372043_00019_19612_8912.N1	30-NOV-2005 05:12:05	Bright	37.000	60	7Bet UMi	2.0810	3950.0	74	19612	No
65	GOM_NL__2PRFIN20051130_051440_000000372043_00019_19612_8913.N1	30-NOV-2005 05:14:40	Bright	37.000	119	14Eta Dra	2.7270	4700.0	74	19612	No
66	GOM_NL__2PRFIN20051130_051922_000000392043_00019_19612_8914.N1	30-NOV-2005 05:19:22	Bright	38.500	39	85Eta UMa	1.8540	24000.	77	19612	No
67	GOM_NL__2PRFIN20051130_052216_000000332043_00019_19612_8915.N1	30-NOV-2005 05:22:16	Bright	33.000	180	27Gam Boo	3.0400	8000.0	66	19612	No
68	GOM_NL__2PRFIN20051130_052516_000000342043_00019_19612_8916.N1	30-NOV-2005 05:25:16	Bright	33.500	83		2.3780	11000.	67	19612	No
69	GOM_NL__2PRFIN20051130_052747_000000332043_00019_19612_8917.N1	30-NOV-2005 05:27:47	Bright	33.000	3	16Alp Boo	-0.050000	4250.0	66	19612	No
70	GOM_NL__2PRFIN20051130_053707_000000542043_00019_19612_8918.N1	30-NOV-2005 05:37:07	Bright	54.000	15	67Alp Vir	0.97600	28000.	108	19612	No
71	GOM_NL__2PRFIN20051130_054031_000000422043_00019_19612_8919.N1	30-NOV-2005 05:40:31	Twi_and_stray	42.000	169	46Gam Hya	2.9910	4700.0	84	19612	No
72	GOM_NL__2PRFIN20051130_054402_000000402043_00019_19612_8920.N1	30-NOV-2005 05:44:02	Dark	40.000	123	lot Cen	2.7500	10200.	80	19612	No
73	GOM_NL__2PRFIN20051130_054803_000000422043_00019_19612_8921.N1	30-NOV-2005 05:48:03	Dark	41.500	64	Gam Cen	2.2000	10600.	83	19612	No
74	GOM_NL__2PRFIN20051130_055028_000000432043_00019_19612_8922.N1	30-NOV-2005 05:50:28	Dark	42.500	20	Bet Cru	1.2530	30000.	85	19612	No
75	GOM_NL__2PRFIN20051130_055139_000000412043_00020_19613_8901.N1	30-NOV-2005 05:51:39	Dark	40.500	12	Alp1Cru	0.77500	30000.	81	19613	No
76	GOM_NL__2PRFIN20051130_055708_000000402043_00020_19613_8902.N1	30-NOV-2005 05:57:08	Dark	39.500	29	Bet Car	1.6720	10200.	79	19613	No
77	GOM_NL__2PRFIN20051130_061142_000000382043_00020_19613_8903.N1	30-NOV-2005 06:11:42	Straylight	38.000	157	The1Eri	2.9060	9300.0	76	19613	No
78	GOM_NL__2PRFIN20051130_062400_000000392043_00020_19613_8904.N1	30-NOV-2005 06:24:00	Twi_and_stray	39.000	94	92Alp Cet	2.5260	3100.0	78	19613	No
79	GOM_NL__2PRFIN20051130_062920_000000372043_00020_19613_8905.N1	30-NOV-2005 06:29:20	Bright	36.500	105	6Bet Ari	2.6450	8900.0	73	19613	No
80	GOM_NL__2PRFIN20051130_063259_000000352043_00020_19613_8906.N1	30-NOV-2005 06:32:59	Bright	34.500	173	4Bet Tri	3.0040	8900.0	69	19613	No
81	GOM_NL__2PRFIN20051130_063426_000000372043_00020_19613_8907.N1	30-NOV-2005 06:34:26	Bright	36.500	79	26Bet Per	2.3100	13100.	73	19613	No
82	GOM_NL__2PRFIN20051130_063704_000000072043_00020_19613_8908.N1	30-NOV-2005 06:37:04	Straylight	7.0000	35	33Alp Per	1.7950	6250.0	14	19613	No
83	GOM_NL__2PRFIN20051130_063759_000000362043_00020_19613_8909.N1	30-NOV-2005 06:37:59	Bright	36.000	160	23Gam Per	2.9300	4700.0	72	19613	No
84	GOM_NL__2PRFIN20051130_064016_000000362043_00020_19613_8910.N1	30-NOV-2005 06:40:16	Bright	35.500	110	37Del Cas	2.6780	8900.0	71	19613	No
85	GOM_NL__2PRFIN20051130_064802_000000362043_00020_19613_8911.N1	30-NOV-2005 06:48:02	Bright	35.500	49	1Alp UMi	1.9900	6300.0	71	19613	No
86	GOM_NL__2PRFIN20051130_065241_000000342043_00020_19613_8912.N1	30-NOV-2005 06:52:41	Bright	33.500	60	7Bet UMi	2.0810	3950.0	67	19613	No
87	GOM_NL__2PRFIN20051130_065517_000000372043_00020_19613_8913.N1	30-NOV-2005 06:55:17	Bright	36.500	119	14Eta Dra	2.7270	4700.0	73	19613	No
88	GOM_NL__2PRFIN20051130_065959_000000372043_00020_19613_8914.N1	30-NOV-2005 06:59:59	Bright	37.000	39	85Eta UMa	1.8540	24000.	74	19613	No
89	GOM_NL__2PRFIN20051130_070252_000000342043_00020_19613_8915.N1	30-NOV-2005 07:02:52	Bright	34.000	180	27Gam Boo	3.0400	8000.0	68	19613	No
90	GOM_NL__2PRFIN20051130_070552_000000342043_00020_19613_8916.N1	30-NOV-2005 07:05:52	Bright	33.500	83		2.3780	11000.	67	19613	No
91	GOM_NL__2PRFIN20051130_070823_000000342043_00020_19613_8917.N1	30-NOV-2005 07:08:23	Bright	34.000	3	16Alp Boo	-0.050000	4250.0	68	19613	No
92	GOM_NL__2PRFIN20051130_071743_000000432043_00020_19613_8918.N1	30-NOV-2005 07:17:43	Bright	43.000	15	67Alp Vir	0.97600	28000.	86	19613	No
93	GOM_NL__2PRFIN20051130_072108_000000412043_00020_19613_8919.N1	30-NOV-2005 07:21:08	Twi_and_stray	40.500	169	46Gam Hya	2.9910	4700.0	81	19613	No
94	GOM_NL__2PRFIN20051130_072439_000000392043_00020_19613_8920.N1	30-NOV-2005 07:24:39	Dark	38.500	123	lot Cen	2.7500	10200.	77	19613	No
95	GOM_NL__2PRFIN20051130_072839_000000392043_00020_19613_8921.N1	30-NOV-2005 07:28:39	Dark	39.000	64	Gam Cen	2.2000	10600.	78	19613	No
96	GOM_NL__2PRFIN20051130_073105_000000412043_00020_19613_8922.N1	30-NOV-2005 07:31:05	Dark	40.500	20	Bet Cru	1.2530	30000.	81	19613	No
97	GOM_NL__2PRFIN20051130_073216_000000382043_00021_19614_8901.N1	30-NOV-2005 07:32:16	Dark	38.000	12	Alp1Cru	0.77500	30000.	76	19614	No
98	GOM_NL__2PRFIN20051130_073744_000000392043_00021_19614_8902.N1	30-NOV-2005 07:37:44	Dark	38.500	29	Bet Car	1.6720	10200.	77	19614	No
99	GOM_NL__2PRFIN20051130_075218_000000372043_00021_19614_8903.N1	30-NOV-2005 07:52:18	Straylight	36.500	157	The1Eri	2.9060	9300.0	73	19614	No
100	GOM_NL__2PRFIN20051130_080436_000000442043_00021_19614_8904.N1	30-NOV-2005 08:04:36	Twi_and_stray	43.500	94	92Alp Cet	2.5260	3100.0	87	19614	No
101	GOM_NL__2PRFIN20051130_080956_000000372043_00021_19614_8905.N1	30-NOV-2005 08:09:56	Bright	36.500	105	6Bet Ari	2.6450	8900.0	73	19614	No

102	GOM_NL__2PRFIN20051130_081335_000000352043_00021_19614_8906.N1	30-NOV-2005 08:13:35	Bright	35.000	173	4Bet Tri	3.0040	8900.0	70	19614	No
103	GOM_NL__2PRFIN20051130_081502_000000372043_00021_19614_8907.N1	30-NOV-2005 08:15:02	Bright	36.500	79	26Bet Per	2.3100	13100.	73	19614	No
104	GOM_NL__2PRFIN20051130_081740_000000192043_00021_19614_8908.N1	30-NOV-2005 08:17:40	Twi_and_stray	19.000	35	33Alp Per	1.7950	6250.0	38	19614	No
105	GOM_NL__2PRFIN20051130_081835_000000362043_00021_19614_8909.N1	30-NOV-2005 08:18:35	Bright	35.500	160	23Gam Per	2.9300	4700.0	71	19614	No
106	GOM_NL__2PRFIN20051130_082053_000000352043_00021_19614_8910.N1	30-NOV-2005 08:20:53	Bright	35.000	110	37Del Cas	2.6780	8900.0	70	19614	No
107	GOM_NL__2PRFIN20051130_082838_000000362043_00021_19614_8911.N1	30-NOV-2005 08:28:38	Bright	36.000	49	1Alp UMi	1.9900	6300.0	72	19614	No
108	GOM_NL__2PRFIN20051130_083317_000000362043_00021_19614_8912.N1	30-NOV-2005 08:33:17	Bright	36.000	60	7Bet UMi	2.0810	3950.0	72	19614	No
109	GOM_NL__2PRFIN20051130_083553_000000372043_00021_19614_8913.N1	30-NOV-2005 08:35:53	Bright	36.500	119	14Eta Dra	2.7270	4700.0	73	19614	No
110	GOM_NL__2PRFIN20051130_084034_000000352043_00021_19614_8914.N1	30-NOV-2005 08:40:34	Bright	34.500	39	85Eta UMa	1.8540	24000.	69	19614	No
111	GOM_NL__2PRFIN20051130_084328_000000522043_00021_19614_8915.N1	30-NOV-2005 08:43:28	Bright	52.000	180	27Gam Boo	3.0400	8000.0	104	19614	No
112	GOM_NL__2PRFIN20051130_084628_000000342043_00021_19614_8916.N1	30-NOV-2005 08:46:28	Bright	34.000	83		2.3780	11000.	68	19614	No
113	GOM_NL__2PRFIN20051130_084900_000000342043_00021_19614_8917.N1	30-NOV-2005 08:49:00	Bright	34.000	3	16Alp Boo	-0.050000	4250.0	68	19614	No
114	GOM_NL__2PRFIN20051130_085819_000000372043_00021_19614_8918.N1	30-NOV-2005 08:58:19	Bright	37.000	15	67Alp Vir	0.97600	28000.	74	19614	No
115	GOM_NL__2PRFIN20051130_090144_000000432043_00021_19614_8919.N1	30-NOV-2005 09:01:44	Twi_and_stray	43.000	169	46Gam Hya	2.9910	4700.0	86	19614	No
116	GOM_NL__2PRFIN20051130_090515_000000402043_00021_19614_8920.N1	30-NOV-2005 09:05:15	Dark	39.500	123	1ot Cen	2.7500	10200.	79	19614	No
117	GOM_NL__2PRFIN20051130_090915_000000392043_00021_19614_8921.N1	30-NOV-2005 09:09:15	Dark	38.500	64	Gam Cen	2.2000	10600.	77	19614	No
118	GOM_NL__2PRFIN20051130_091141_000000412043_00021_19614_8922.N1	30-NOV-2005 09:11:41	Dark	40.500	20	Bet Cru	1.2530	30000.	81	19614	No
119	GOM_NL__2PRFIN20051130_091252_000000392043_00022_19615_8901.N1	30-NOV-2005 09:12:52	Dark	38.500	12	Alp1Cru	0.77500	30000.	77	19615	No
120	GOM_NL__2PRFIN20051130_091821_000000382043_00022_19615_8902.N1	30-NOV-2005 09:18:21	Dark	37.500	29	Bet Car	1.6720	10200.	75	19615	No
121	GOM_NL__2PRFIN20051130_093254_000000382043_00022_19615_8903.N1	30-NOV-2005 09:32:54	Straylight	37.500	157	The1Eri	2.9060	9300.0	75	19615	No
122	GOM_NL__2PRFIN20051130_094512_000000412043_00022_19615_8904.N1	30-NOV-2005 09:45:12	Twi_and_stray	41.000	94	92Alp Cet	2.5260	3100.0	82	19615	No
123	GOM_NL__2PRFIN20051130_095032_000000372043_00022_19615_8905.N1	30-NOV-2005 09:50:32	Bright	37.000	105	6Bet Ari	2.6450	8900.0	74	19615	No
124	GOM_NL__2PRFIN20051130_095411_000000352043_00022_19615_8906.N1	30-NOV-2005 09:54:11	Bright	35.000	173	4Bet Tri	3.0040	8900.0	70	19615	No
125	GOM_NL__2PRFIN20051130_095538_000000372043_00022_19615_8907.N1	30-NOV-2005 09:55:38	Bright	37.000	79	26Bet Per	2.3100	13100.	74	19615	No
126	GOM_NL__2PRFIN20051130_095816_000000192043_00022_19615_8908.N1	30-NOV-2005 09:58:16	Twi_and_stray	19.000	35	33Alp Per	1.7950	6250.0	38	19615	No
127	GOM_NL__2PRFIN20051130_095910_000000362043_00022_19615_8909.N1	30-NOV-2005 09:59:10	Bright	35.500	160	23Gam Per	2.9300	4700.0	71	19615	No
128	GOM_NL__2PRFIN20051130_100128_000000352043_00022_19615_8910.N1	30-NOV-2005 10:01:28	Bright	35.000	110	37Del Cas	2.6780	8900.0	70	19615	No
129	GOM_NL__2PRFIN20051130_100914_000000372043_00022_19615_8911.N1	30-NOV-2005 10:09:14	Bright	37.000	49	1Alp UMi	1.9900	6300.0	74	19615	No
130	GOM_NL__2PRFIN20051130_101353_000000372043_00022_19615_8912.N1	30-NOV-2005 10:13:53	Bright	36.500	60	7Bet UMi	2.0810	3950.0	73	19615	No
131	GOM_NL__2PRFIN20051130_101629_000000372043_00022_19615_8913.N1	30-NOV-2005 10:16:29	Bright	37.000	119	14Eta Dra	2.7270	4700.0	74	19615	No
132	GOM_NL__2PRFIN20051130_102110_000000532043_00022_19615_8914.N1	30-NOV-2005 10:21:10	Bright	53.000	39	85Eta UMa	1.8540	24000.	106	19615	No
133	GOM_NL__2PRFIN20051130_102404_000000392043_00022_19615_8915.N1	30-NOV-2005 10:24:04	Bright	38.500	180	27Gam Boo	3.0400	8000.0	77	19615	No
134	GOM_NL__2PRFIN20051130_102704_000000332043_00022_19615_8916.N1	30-NOV-2005 10:27:04	Bright	33.000	83		2.3780	11000.	66	19615	No
135	GOM_NL__2PRFIN20051130_102936_000000342043_00022_19615_8917.N1	30-NOV-2005 10:29:36	Bright	34.000	3	16Alp Boo	-0.050000	4250.0	68	19615	No
136	GOM_NL__2PRFIN20051130_103856_000000392043_00022_19615_8918.N1	30-NOV-2005 10:38:56	Bright	39.000	15	67Alp Vir	0.97600	28000.	78	19615	No
137	GOM_NL__2PRFIN20051130_104220_000000392043_00022_19615_8919.N1	30-NOV-2005 10:42:20	Twi_and_stray	39.000	169	46Gam Hya	2.9910	4700.0	78	19615	No
138	GOM_NL__2PRFIN20051130_104551_000000392043_00022_19615_8920.N1	30-NOV-2005 10:45:51	Dark	38.500	123	1ot Cen	2.7500	10200.	77	19615	No
139	GOM_NL__2PRFIN20051130_104952_000000402043_00022_19615_8921.N1	30-NOV-2005 10:49:52	Dark	40.000	64	Gam Cen	2.2000	10600.	80	19615	No
140	GOM_NL__2PRFIN20051130_105217_000000382043_00022_19615_8922.N1	30-NOV-2005 10:52:17	Dark	38.000	20	Bet Cru	1.2530	30000.	76	19615	No
141	GOM_NL__2PRFIN20051130_105328_000000382043_00023_19616_8901.N1	30-NOV-2005 10:53:28	Dark	38.000	12	Alp1Cru	0.77500	30000.	76	19616	No
142	GOM_NL__2PRFIN20051130_105857_000000382043_00023_19616_8902.N1	30-NOV-2005 10:58:57	Dark	38.000	29	Bet Car	1.6720	10200.	76	19616	No
143	GOM_NL__2PRFIN20051130_111330_000000372043_00023_19616_8903.N1	30-NOV-2005 11:13:30	Straylight	37.000	157	The1Eri	2.9060	9300.0	74	19616	No
144	GOM_NL__2PRFIN20051130_112548_000000412043_00023_19616_8904.N1	30-NOV-2005 11:25:48	Twi_and_stray	41.000	94	92Alp Cet	2.5260	3100.0	82	19616	No
145	GOM_NL__2PRFIN20051130_113140_000000382043_00023_19616_8905.N1	30-NOV-2005 11:31:40	Bright	38.000	50	13Alp Ari	2.0070	4250.0	76	19616	No
146	GOM_NL__2PRFIN20051130_113447_000000362043_00023_19616_8906.N1	30-NOV-2005 11:34:47	Bright	35.500	173	4Bet Tri	3.0040	8900.0	71	19616	No
147	GOM_NL__2PRFIN20051130_113613_000000362043_00023_19616_8907.N1	30-NOV-2005 11:36:13	Bright	36.000	79	26Bet Per	2.3100	13100.	72	19616	No
148	GOM_NL__2PRFIN20051130_113851_000000302043_00023_19616_8908.N1	30-NOV-2005 11:38:51	Bright	30.000	35	33Alp Per	1.7950	6250.0	60	19616	No
149	GOM_NL__2PRFIN20051130_113946_000000352043_00023_19616_8909.N1	30-NOV-2005 11:39:46	Bright	35.000	160	23Gam Per	2.9300	4700.0	70	19616	No
150	GOM_NL__2PRFIN20051130_114205_000000352043_00023_19616_8910.N1	30-NOV-2005 11:42:05	Bright	34.500	110	37Del Cas	2.6780	8900.0	69	19616	No
151	GOM_NL__2PRFIN20051130_114949_000000362043_00023_19616_8911.N1	30-NOV-2005 11:49:49	Bright	35.500	49	1Alp UMi	1.9900	6300.0	71	19616	No
152	GOM_NL__2PRFIN20051130_115429_000000372043_00023_19616_8912.N1	30-NOV-2005 11:54:29	Bright	37.000	60	7Bet UMi	2.0810	3950.0	74	19616	No
153	GOM_NL__2PRFIN20051130_115705_000000372043_00023_19616_8913.N1	30-NOV-2005 11:57:05	Bright	37.000	119	14Eta Dra	2.7270	4700.0	74	19616	No
154	GOM_NL__2PRFIN20051130_120146_000000362043_00023_19616_8914.N1	30-NOV-2005 12:01:46	Bright	36.000	39	85Eta UMa	1.8540	24000.	72	19616	No
155	GOM_NL__2PRFIN20051130_120440_000000522043_00023_19616_8915.N1	30-NOV-2005 12:04:40	Bright	52.000	180	27Gam Boo	3.0400	8000.0	104	19616	No
156	GOM_NL__2PRFIN20051130_120740_000000342043_00023_19616_8916.N1	30-NOV-2005 12:07:40	Bright	34.000	83		2.3780	11000.	68	19616	No
157	GOM_NL__2PRFIN20051130_121012_000000342043_00023_19616_8917.N1	30-NOV-2005 12:10:12	Bright	33.500	3	16Alp Boo	-0.050000	4250.0	67	19616	No
158	GOM_NL__2PRFIN20051130_121932_000000542043_00023_19616_8918.N1	30-NOV-2005 12:19:32	Bright	54.000	15	67Alp Vir	0.97600	28000.	108	19616	No
159	GOM_NL__2PRFIN20051130_122256_000000422043_00023_19616_8919.N1	30-NOV-2005 12:22:56	Twi_and_stray	42.000	169	46Gam Hya	2.9910	4700.0	84	19616	No
160	GOM_NL__2PRFIN20051130_122628_000000402043_00023_19616_8920.N1	30-NOV-2005 12:26:28	Dark	40.000	123	1ot Cen	2.7500	10200.	80	19616	No

161	GOM_NL__2PRFIN20051130_123028_000000402043_00023_19616_8921.N1	30-NOV-2005 12:30:28	Dark	40.000	64	Gam Cen	2.2000	10600.	80	19616	No
162	GOM_NL__2PRFIN20051130_123253_000000382043_00023_19616_8922.N1	30-NOV-2005 12:32:53	Dark	37.500	20	Bet Cru	1.2530	30000.	75	19616	No
163	GOM_NL__2PRFIN20051130_123404_000000402043_00024_19617_8901.N1	30-NOV-2005 12:34:04	Dark	39.500	12	Alp1Cru	0.77500	30000.	79	19617	No
164	GOM_NL__2PRFIN20051130_123933_000000402043_00024_19617_8902.N1	30-NOV-2005 12:39:33	Dark	39.500	29	Bet Car	1.6720	10200.	79	19617	No
165	GOM_NL__2PRFIN20051130_125406_000000382043_00024_19617_8903.N1	30-NOV-2005 12:54:06	Straylight	37.500	157	The1Eri	2.9060	9300.0	75	19617	No
166	GOM_NL__2PRFIN20051130_130624_000000432043_00024_19617_8904.N1	30-NOV-2005 13:06:24	Twilight_stray	42.500	94	92Alp Cet	2.5260	3100.0	85	19617	No
167	GOM_NL__2PRFIN20051130_131216_000000392043_00024_19617_8905.N1	30-NOV-2005 13:12:16	Bright	39.000	50	13Alp Ari	2.0070	4250.0	78	19617	No
168	GOM_NL__2PRFIN20051130_131523_000000342043_00024_19617_8906.N1	30-NOV-2005 13:15:23	Bright	33.500	173	4Bet Tri	3.0040	8900.0	67	19617	No
169	GOM_NL__2PRFIN20051130_131649_000000382043_00024_19617_8907.N1	30-NOV-2005 13:16:49	Bright	37.500	79	26Bet Per	2.3100	13100.	75	19617	No
170	GOM_NL__2PRFIN20051130_131927_000000302043_00024_19617_8908.N1	30-NOV-2005 13:19:27	Bright	30.000	35	33Alp Per	1.7950	6250.0	60	19617	No
171	GOM_NL__2PRFIN20051130_132022_000000362043_00024_19617_8909.N1	30-NOV-2005 13:20:22	Bright	36.000	160	23Gam Per	2.9300	4700.0	72	19617	No
172	GOM_NL__2PRFIN20051130_132241_000000362043_00024_19617_8910.N1	30-NOV-2005 13:22:41	Bright	36.000	110	37Del Cas	2.6780	8900.0	72	19617	No
173	GOM_NL__2PRFIN20051130_133025_000000362043_00024_19617_8911.N1	30-NOV-2005 13:30:25	Bright	36.000	49	1Alp UMi	1.9900	6300.0	72	19617	No
174	GOM_NL__2PRFIN20051130_133505_000000342043_00024_19617_8912.N1	30-NOV-2005 13:35:05	Bright	33.500	60	7Bet UMi	2.0810	3950.0	67	19617	No
175	GOM_NL__2PRFIN20051130_133741_000000342043_00024_19617_8913.N1	30-NOV-2005 13:37:41	Bright	34.000	119	14Eta Dra	2.7270	4700.0	68	19617	No
176	GOM_NL__2PRFIN20051130_134222_000000382043_00024_19617_8914.N1	30-NOV-2005 13:42:22	Bright	38.000	39	85Eta UMa	1.8540	24000.	76	19617	No
177	GOM_NL__2PRFIN20051130_134516_000000362043_00024_19617_8915.N1	30-NOV-2005 13:45:16	Bright	36.000	180	27Gam Boo	3.0400	8000.0	72	19617	No
178	GOM_NL__2PRFIN20051130_134816_000000332043_00024_19617_8916.N1	30-NOV-2005 13:48:16	Bright	33.000	83		2.3780	11000.	66	19617	No
179	GOM_NL__2PRFIN20051130_135048_000000352043_00024_19617_8917.N1	30-NOV-2005 13:50:48	Bright	35.000	3	16Alp Boo	-0.050000	4250.0	70	19617	No
180	GOM_NL__2PRFIN20051130_140008_000000412043_00024_19617_8918.N1	30-NOV-2005 14:00:08	Bright	40.500	15	67Alp Vir	0.97600	28000.	81	19617	No
181	GOM_NL__2PRFIN20051130_140333_000000412043_00024_19617_8919.N1	30-NOV-2005 14:03:33	Twilight_stray	40.500	169	46Gam Hya	2.9910	4700.0	81	19617	No
182	GOM_NL__2PRFIN20051130_140704_000000382043_00024_19617_8920.N1	30-NOV-2005 14:07:04	Dark	38.000	123	lot Cen	2.7500	10200.	76	19617	No
183	GOM_NL__2PRFIN20051130_141104_000000422043_00024_19617_8921.N1	30-NOV-2005 14:11:04	Dark	41.500	64	Gam Cen	2.2000	10600.	83	19617	No
184	GOM_NL__2PRFIN20051130_141329_000000372043_00024_19617_8922.N1	30-NOV-2005 14:13:29	Dark	37.000	20	Bet Cru	1.2530	30000.	74	19617	No
185	GOM_NL__2PRFIN20051130_141440_000000372043_00025_19618_8917.N1	30-NOV-2005 14:14:40	Dark	37.000	12	Alp1Cru	0.77500	30000.	74	19618	No
186	GOM_NL__2PRFIN20051130_142009_000000382043_00025_19618_8918.N1	30-NOV-2005 14:20:09	Dark	38.000	29	Bet Car	1.6720	10200.	76	19618	No
187	GOM_NL__2PRFIN20051130_143443_000000402043_00025_19618_8919.N1	30-NOV-2005 14:34:43	Straylight	39.500	157	The1Eri	2.9060	9300.0	79	19618	No
188	GOM_NL__2PRFIN20051130_144700_000000432043_00025_19618_8920.N1	30-NOV-2005 14:47:00	Twilight_stray	42.500	94	92Alp Cet	2.5260	3100.0	85	19618	No
189	GOM_NL__2PRFIN20051130_145252_000000372043_00025_19618_8921.N1	30-NOV-2005 14:52:52	Bright	37.000	50	13Alp Ari	2.0070	4250.0	74	19618	No
190	GOM_NL__2PRFIN20051130_145559_000000352043_00025_19618_8922.N1	30-NOV-2005 14:55:59	Bright	35.000	173	4Bet Tri	3.0040	8900.0	70	19618	No
191	GOM_NL__2PRFIN20051130_145725_000000362043_00025_19618_8923.N1	30-NOV-2005 14:57:25	Bright	36.000	79	26Bet Per	2.3100	13100.	72	19618	No
192	GOM_NL__2PRFIN20051130_150003_000000382043_00025_19618_8924.N1	30-NOV-2005 15:00:03	Bright	37.500	35	33Alp Per	1.7950	6250.0	75	19618	No
193	GOM_NL__2PRFIN20051130_150317_000000362043_00025_19618_8925.N1	30-NOV-2005 15:03:17	Bright	35.500	110	37Del Cas	2.6780	8900.0	71	19618	No
194	GOM_NL__2PRFIN20051130_151101_000000362043_00025_19618_8926.N1	30-NOV-2005 15:11:01	Bright	36.000	49	1Alp UMi	1.9900	6300.0	72	19618	No
195	GOM_NL__2PRFIN20051130_151541_000000372043_00025_19618_8927.N1	30-NOV-2005 15:15:41	Bright	37.000	60	7Bet UMi	2.0810	3950.0	74	19618	No
196	GOM_NL__2PRFIN20051130_151817_000000362043_00025_19618_8928.N1	30-NOV-2005 15:18:17	Bright	35.500	119	14Eta Dra	2.7270	4700.0	71	19618	No
197	GOM_NL__2PRFIN20051130_152258_000000372043_00025_19618_8929.N1	30-NOV-2005 15:22:58	Bright	37.000	39	85Eta UMa	1.8540	24000.	74	19618	No
198	GOM_NL__2PRFIN20051130_152552_000000332043_00025_19618_8930.N1	30-NOV-2005 15:25:52	Bright	32.500	180	27Gam Boo	3.0400	8000.0	65	19618	No
199	GOM_NL__2PRFIN20051130_152853_000000332043_00025_19618_8931.N1	30-NOV-2005 15:28:53	Bright	33.000	83		2.3780	11000.	66	19618	No
200	GOM_NL__2PRFIN20051130_153124_000000352043_00025_19618_8932.N1	30-NOV-2005 15:31:24	Bright	34.500	3	16Alp Boo	-0.050000	4250.0	69	19618	No
201	GOM_NL__2PRFIN20051130_154045_000000382043_00025_19618_8933.N1	30-NOV-2005 15:40:45	Bright	38.000	15	67Alp Vir	0.97600	28000.	76	19618	No
202	GOM_NL__2PRFIN20051130_154409_000000392043_00025_19618_8934.N1	30-NOV-2005 15:44:09	Twilight_stray	39.000	169	46Gam Hya	2.9910	4700.0	78	19618	No
203	GOM_NL__2PRFIN20051130_154740_000000402043_00025_19618_8935.N1	30-NOV-2005 15:47:40	Dark	40.000	123	lot Cen	2.7500	10200.	80	19618	No
204	GOM_NL__2PRFIN20051130_155141_000000402043_00025_19618_8936.N1	30-NOV-2005 15:51:41	Dark	40.000	64	Gam Cen	2.2000	10600.	80	19618	No
205	GOM_NL__2PRFIN20051130_155406_000000372043_00025_19618_8937.N1	30-NOV-2005 15:54:06	Dark	36.500	20	Bet Cru	1.2530	30000.	73	19618	No
206	GOM_NL__2PRFIN20051130_155516_000000382043_00026_19619_8917.N1	30-NOV-2005 15:55:16	Dark	38.000	12	Alp1Cru	0.77500	30000.	76	19619	No
207	GOM_NL__2PRFIN20051130_160046_000000392043_00026_19619_8918.N1	30-NOV-2005 16:00:46	Dark	39.000	29	Bet Car	1.6720	10200.	78	19619	No
208	GOM_NL__2PRFIN20051130_161519_000000392043_00026_19619_8919.N1	30-NOV-2005 16:15:19	Straylight	38.500	157	The1Eri	2.9060	9300.0	77	19619	No
209	GOM_NL__2PRFIN20051130_162736_000000432043_00026_19619_8920.N1	30-NOV-2005 16:27:36	Twilight_stray	42.500	94	92Alp Cet	2.5260	3100.0	85	19619	No
210	GOM_NL__2PRFIN20051130_163328_000000382043_00026_19619_8921.N1	30-NOV-2005 16:33:28	Bright	38.000	50	13Alp Ari	2.0070	4250.0	76	19619	No
211	GOM_NL__2PRFIN20051130_163635_000000342043_00026_19619_8922.N1	30-NOV-2005 16:36:35	Bright	34.000	173	4Bet Tri	3.0040	8900.0	68	19619	No
212	GOM_NL__2PRFIN20051130_163801_000000362043_00026_19619_8923.N1	30-NOV-2005 16:38:01	Bright	36.000	79	26Bet Per	2.3100	13100.	72	19619	No
213	GOM_NL__2PRFIN20051130_164039_000000372043_00026_19619_8924.N1	30-NOV-2005 16:40:39	Bright	37.000	35	33Alp Per	1.7950	6250.0	74	19619	No
214	GOM_NL__2PRFIN20051130_164353_000000352043_00026_19619_8925.N1	30-NOV-2005 16:43:53	Bright	35.000	110	37Del Cas	2.6780	8900.0	70	19619	No
215	GOM_NL__2PRFIN20051130_165137_000000352043_00026_19619_8926.N1	30-NOV-2005 16:51:37	Bright	35.000	49	1Alp UMi	1.9900	6300.0	70	19619	No
216	GOM_NL__2PRFIN20051130_165617_000000372043_00026_19619_8927.N1	30-NOV-2005 16:56:17	Bright	37.000	60	7Bet UMi	2.0810	3950.0	74	19619	No
217	GOM_NL__2PRFIN20051130_165853_000000352043_00026_19619_8928.N1	30-NOV-2005 16:58:53	Bright	35.000	119	14Eta Dra	2.7270	4700.0	70	19619	No
218	GOM_NL__2PRFIN20051130_170334_000000372043_00026_19619_8929.N1	30-NOV-2005 17:03:34	Bright	37.000	39	85Eta UMa	1.8540	24000.	74	19619	No
219	GOM_NL__2PRFIN20051130_170628_000000352043_00026_19619_8930.N1	30-NOV-2005 17:06:28	Bright	34.500	180	27Gam Boo	3.0400	8000.0	69	19619	No

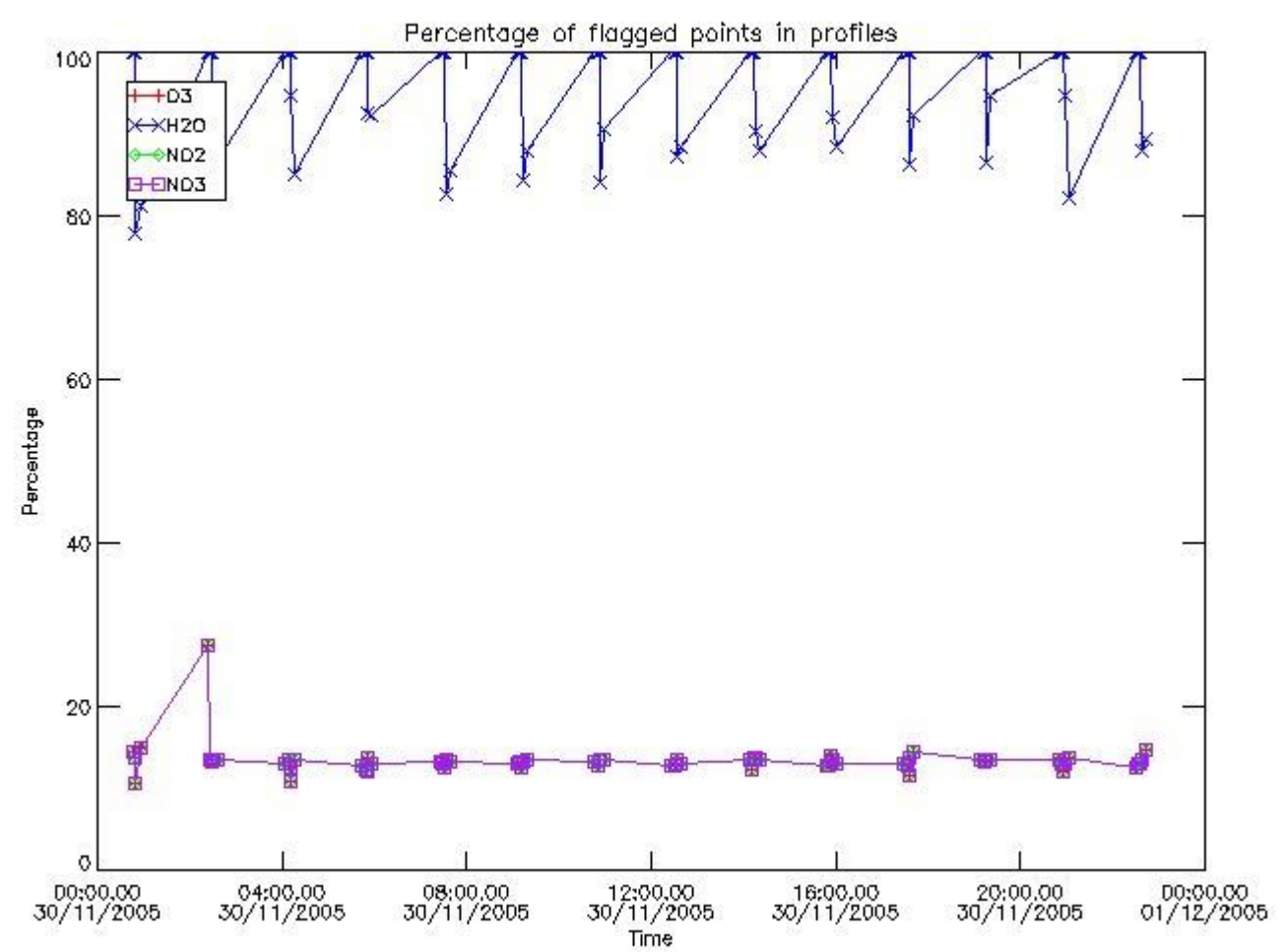
220	GOM_NL__2PRFIN20051130_170929_000000342043_00026_19619_8931.N1	30-NOV-2005 17:09:29	Bright	34.000	83		2.3780	11000.	68	19619	No
221	GOM_NL__2PRFIN20051130_171200_000000342043_00026_19619_8932.N1	30-NOV-2005 17:12:00	Bright	33.500	3	16Alp Boo	-0.050000	4250.0	67	19619	No
222	GOM_NL__2PRFIN20051130_172121_000000542043_00026_19619_8933.N1	30-NOV-2005 17:21:21	Bright	54.000	15	67Alp Vir	0.97600	28000.	108	19619	No
223	GOM_NL__2PRFIN20051130_172446_000000422043_00026_19619_8934.N1	30-NOV-2005 17:24:46	Twilight	42.000	169	46Gam Hya	2.9910	4700.0	84	19619	No
224	GOM_NL__2PRFIN20051130_172816_000000392043_00026_19619_8935.N1	30-NOV-2005 17:28:16	Dark	39.000	123	lot Cen	2.7500	10200.	78	19619	No
225	GOM_NL__2PRFIN20051130_173217_000000402043_00026_19619_8936.N1	30-NOV-2005 17:32:17	Dark	40.000	64	Gam Cen	2.2000	10600.	80	19619	No
226	GOM_NL__2PRFIN20051130_173442_000000372043_00026_19619_8937.N1	30-NOV-2005 17:34:42	Dark	37.000	20	Bet Cru	1.2530	30000.	74	19619	No
227	GOM_NL__2PRFIN20051130_173553_000000482043_00027_19620_8917.N1	30-NOV-2005 17:35:53	Dark	48.000	12	Alp1Cru	0.77500	30000.	96	19620	No
228	GOM_NL__2PRFIN20051130_174122_000000392043_00027_19620_8918.N1	30-NOV-2005 17:41:22	Dark	38.500	29	Bet Car	1.6720	10200.	77	19620	No
229	GOM_NL__2PRFIN20051130_175555_000000392043_00027_19620_8919.N1	30-NOV-2005 17:55:55	Straylight	39.000	157	The1Eri	2.9060	9300.0	78	19620	No
230	GOM_NL__2PRFIN20051130_180250_000000102043_00027_19620_8920.N1	30-NOV-2005 18:02:50	Straylight	10.000	165	34Gam Eri	2.9500	3200.0	20	19620	No
231	GOM_NL__2PRFIN20051130_180812_000000442043_00027_19620_8921.N1	30-NOV-2005 18:08:12	Twilight	44.000	94	92Alp Cet	2.5260	3100.0	88	19620	No
232	GOM_NL__2PRFIN20051130_181405_000000382043_00027_19620_8922.N1	30-NOV-2005 18:14:05	Bright	38.000	50	13Alp Ari	2.0070	4250.0	76	19620	No
233	GOM_NL__2PRFIN20051130_181711_000000352043_00027_19620_8923.N1	30-NOV-2005 18:17:11	Bright	34.500	173	4Bet Tri	3.0040	8900.0	69	19620	No
234	GOM_NL__2PRFIN20051130_181837_000000362043_00027_19620_8924.N1	30-NOV-2005 18:18:37	Bright	35.500	79	26Bet Per	2.3100	13100.	71	19620	No
235	GOM_NL__2PRFIN20051130_182114_000000352043_00027_19620_8925.N1	30-NOV-2005 18:21:14	Bright	35.000	35	33Alp Per	1.7950	6250.0	70	19620	No
236	GOM_NL__2PRFIN20051130_182429_000000352043_00027_19620_8926.N1	30-NOV-2005 18:24:29	Bright	35.000	110	37Del Cas	2.6780	8900.0	70	19620	No
237	GOM_NL__2PRFIN20051130_183213_000000362043_00027_19620_8927.N1	30-NOV-2005 18:32:13	Bright	36.000	49	1Alp UMi	1.9900	6300.0	72	19620	No
238	GOM_NL__2PRFIN20051130_183653_000000392043_00027_19620_8928.N1	30-NOV-2005 18:36:53	Bright	38.500	60	7Bet UMi	2.0810	3950.0	77	19620	No
239	GOM_NL__2PRFIN20051130_183930_000000332043_00027_19620_8929.N1	30-NOV-2005 18:39:30	Bright	33.000	119	14Eta Dra	2.7270	4700.0	66	19620	No
240	GOM_NL__2PRFIN20051130_184410_000000372043_00027_19620_8930.N1	30-NOV-2005 18:44:10	Bright	36.500	39	85Eta UMa	1.8540	24000.	73	19620	No
241	GOM_NL__2PRFIN20051130_184704_000000352043_00027_19620_8931.N1	30-NOV-2005 18:47:04	Bright	34.500	180	27Gam Boo	3.0400	8000.0	69	19620	No
242	GOM_NL__2PRFIN20051130_185005_000000352043_00027_19620_8932.N1	30-NOV-2005 18:50:05	Bright	34.500	83		2.3780	11000.	69	19620	No
243	GOM_NL__2PRFIN20051130_185236_000000342043_00027_19620_8933.N1	30-NOV-2005 18:52:36	Bright	34.000	3	16Alp Boo	-0.050000	4250.0	68	19620	No
244	GOM_NL__2PRFIN20051130_190157_000000512043_00027_19620_8934.N1	30-NOV-2005 19:01:57	Bright	50.500	15	67Alp Vir	0.97600	28000.	101	19620	No
245	GOM_NL__2PRFIN20051130_190522_000000422043_00027_19620_8935.N1	30-NOV-2005 19:05:22	Twilight	42.000	169	46Gam Hya	2.9910	4700.0	84	19620	No
246	GOM_NL__2PRFIN20051130_190853_000000382043_00027_19620_8936.N1	30-NOV-2005 19:08:53	Dark	37.500	123	lot Cen	2.7500	10200.	75	19620	No
247	GOM_NL__2PRFIN20051130_191253_000000392043_00027_19620_8937.N1	30-NOV-2005 19:12:53	Dark	38.500	64	Gam Cen	2.2000	10600.	77	19620	No
248	GOM_NL__2PRFIN20051130_191518_000000382043_00027_19620_8938.N1	30-NOV-2005 19:15:18	Dark	37.500	20	Bet Cru	1.2530	30000.	75	19620	No
249	GOM_NL__2PRFIN20051130_191629_000000422043_00028_19621_8918.N1	30-NOV-2005 19:16:29	Dark	41.500	12	Alp1Cru	0.77500	30000.	83	19621	No
250	GOM_NL__2PRFIN20051130_192158_000000372043_00028_19621_8919.N1	30-NOV-2005 19:21:58	Dark	37.000	29	Bet Car	1.6720	10200.	74	19621	No
251	GOM_NL__2PRFIN20051130_193631_000000392043_00028_19621_8920.N1	30-NOV-2005 19:36:31	Straylight	39.000	157	The1Eri	2.9060	9300.0	78	19621	No
252	GOM_NL__2PRFIN20051130_194326_000000102043_00028_19621_8921.N1	30-NOV-2005 19:43:26	Straylight	10.000	165	34Gam Eri	2.9500	3200.0	20	19621	No
253	GOM_NL__2PRFIN20051130_194848_000000452043_00028_19621_8922.N1	30-NOV-2005 19:48:48	Twilight	45.000	94	92Alp Cet	2.5260	3100.0	90	19621	No
254	GOM_NL__2PRFIN20051130_195441_000000402043_00028_19621_8923.N1	30-NOV-2005 19:54:41	Bright	39.500	50	13Alp Ari	2.0070	4250.0	79	19621	No
255	GOM_NL__2PRFIN20051130_195747_000000342043_00028_19621_8924.N1	30-NOV-2005 19:57:47	Bright	34.000	173	4Bet Tri	3.0040	8900.0	68	19621	No
256	GOM_NL__2PRFIN20051130_195913_000000362043_00028_19621_8925.N1	30-NOV-2005 19:59:13	Bright	36.000	79	26Bet Per	2.3100	13100.	72	19621	No
257	GOM_NL__2PRFIN20051130_200150_000000362043_00028_19621_8926.N1	30-NOV-2005 20:01:50	Bright	36.000	35	33Alp Per	1.7950	6250.0	72	19621	No
258	GOM_NL__2PRFIN20051130_200505_000000362043_00028_19621_8927.N1	30-NOV-2005 20:05:05	Bright	36.000	110	37Del Cas	2.6780	8900.0	72	19621	No
259	GOM_NL__2PRFIN20051130_201249_000000362043_00028_19621_8928.N1	30-NOV-2005 20:12:49	Bright	35.500	49	1Alp UMi	1.9900	6300.0	71	19621	No
260	GOM_NL__2PRFIN20051130_201729_000000322043_00028_19621_8929.N1	30-NOV-2005 20:17:29	Bright	31.500	60	7Bet UMi	2.0810	3950.0	63	19621	No
261	GOM_NL__2PRFIN20051130_202006_000000332043_00028_19621_8930.N1	30-NOV-2005 20:20:06	Bright	32.500	119	14Eta Dra	2.7270	4700.0	65	19621	No
262	GOM_NL__2PRFIN20051130_202446_000000372043_00028_19621_8931.N1	30-NOV-2005 20:24:46	Bright	36.500	39	85Eta UMa	1.8540	24000.	73	19621	No
263	GOM_NL__2PRFIN20051130_202740_000000352043_00028_19621_8932.N1	30-NOV-2005 20:27:40	Bright	35.000	180	27Gam Boo	3.0400	8000.0	70	19621	No
264	GOM_NL__2PRFIN20051130_203041_000000342043_00028_19621_8933.N1	30-NOV-2005 20:30:41	Bright	34.000	83		2.3780	11000.	68	19621	No
265	GOM_NL__2PRFIN20051130_203312_000000342043_00028_19621_8934.N1	30-NOV-2005 20:33:12	Bright	34.000	3	16Alp Boo	-0.050000	4250.0	68	19621	No
266	GOM_NL__2PRFIN20051130_204234_000000402043_00028_19621_8935.N1	30-NOV-2005 20:42:34	Bright	40.000	15	67Alp Vir	0.97600	28000.	80	19621	No
267	GOM_NL__2PRFIN20051130_204558_000000392043_00028_19621_8936.N1	30-NOV-2005 20:45:58	Twilight	39.000	169	46Gam Hya	2.9910	4700.0	78	19621	No
268	GOM_NL__2PRFIN20051130_204929_000000382043_00028_19621_8937.N1	30-NOV-2005 20:49:29	Dark	37.500	123	lot Cen	2.7500	10200.	75	19621	No
269	GOM_NL__2PRFIN20051130_205330_000000392043_00028_19621_8938.N1	30-NOV-2005 20:53:30	Dark	39.000	64	Gam Cen	2.2000	10600.	78	19621	No
270	GOM_NL__2PRFIN20051130_205554_000000422043_00028_19621_8939.N1	30-NOV-2005 20:55:54	Dark	42.000	20	Bet Cru	1.2530	30000.	84	19621	No
271	GOM_NL__2PRFIN20051130_205705_000000392043_00029_19622_8918.N1	30-NOV-2005 20:57:05	Dark	39.000	12	Alp1Cru	0.77500	30000.	78	19622	No
272	GOM_NL__2PRFIN20051130_210235_000000372043_00029_19622_8919.N1	30-NOV-2005 21:02:35	Dark	36.500	29	Bet Car	1.6720	10200.	73	19622	No
273	GOM_NL__2PRFIN20051130_211707_000000372043_00029_19622_8920.N1	30-NOV-2005 21:17:07	Straylight	37.000	157	The1Eri	2.9060	9300.0	74	19622	No
274	GOM_NL__2PRFIN20051130_212402_000000212043_00029_19622_8921.N1	30-NOV-2005 21:24:02	Straylight	21.000	165	34Gam Eri	2.9500	3200.0	42	19622	No
275	GOM_NL__2PRFIN20051130_212924_000000462043_00029_19622_8922.N1	30-NOV-2005 21:29:24	Twilight	46.000	94	92Alp Cet	2.5260	3100.0	92	19622	No
276	GOM_NL__2PRFIN20051130_213517_000000382043_00029_19622_8923.N1	30-NOV-2005 21:35:17	Bright	37.500	50	13Alp Ari	2.0070	4250.0	75	19622	No
277	GOM_NL__2PRFIN20051130_213824_000000342043_00029_19622_8924.N1	30-NOV-2005 21:38:24	Bright	34.000	173	4Bet Tri	3.0040	8900.0	68	19622	No
278	GOM_NL__2PRFIN20051130_213949_000000362043_00029_19622_8925.N1	30-NOV-2005 21:39:49	Bright	35.500	79	26Bet Per	2.3100	13100.	71	19622	No

279	GOM_NL__2PRFIN20051130_214226_000000372043_00029_19622_8926.N1	30-NOV-2005 21:42:26	Bright	36.500	35	33Alp Per	1.7950	6250.0	73	19622	No
280	GOM_NL__2PRFIN20051130_214541_000000352043_00029_19622_8927.N1	30-NOV-2005 21:45:41	Bright	34.500	110	37Del Cas	2.6780	8900.0	69	19622	No
281	GOM_NL__2PRFIN20051130_215325_000000362043_00029_19622_8928.N1	30-NOV-2005 21:53:25	Bright	36.000	49	1Alp UMi	1.9900	6300.0	72	19622	No
282	GOM_NL__2PRFIN20051130_215805_000000372043_00029_19622_8929.N1	30-NOV-2005 21:58:05	Bright	36.500	60	7Bet UMi	2.0810	3950.0	73	19622	No
283	GOM_NL__2PRFIN20051130_220042_000000362043_00029_19622_8930.N1	30-NOV-2005 22:00:42	Bright	36.000	119	14Eta Dra	2.7270	4700.0	72	19622	No
284	GOM_NL__2PRFIN20051130_220522_000000372043_00029_19622_8931.N1	30-NOV-2005 22:05:22	Bright	37.000	39	85Eta UMa	1.8540	24000.	74	19622	No
285	GOM_NL__2PRFIN20051130_220816_000000342043_00029_19622_8932.N1	30-NOV-2005 22:08:16	Bright	33.500	180	27Gam Boo	3.0400	8000.0	67	19622	No
286	GOM_NL__2PRFIN20051130_221117_000000342043_00029_19622_8933.N1	30-NOV-2005 22:11:17	Bright	33.500	83		2.3780	11000.	67	19622	No
287	GOM_NL__2PRFIN20051130_221348_000000352043_00029_19622_8934.N1	30-NOV-2005 22:13:48	Bright	34.500	3	16Alp Boo	-0.050000	4250.0	69	19622	No
288	GOM_NL__2PRFIN20051130_222310_000000482043_00029_19622_8935.N1	30-NOV-2005 22:23:10	Bright	47.500	15	67Alp Vir	0.97600	28000.	95	19622	No
289	GOM_NL__2PRFIN20051130_222635_000000432043_00029_19622_8936.N1	30-NOV-2005 22:26:35	Twilight	42.500	169	46Gam Hya	2.9910	4700.0	85	19622	No
290	GOM_NL__2PRFIN20051130_223005_000000412043_00029_19622_8937.N1	30-NOV-2005 22:30:05	Dark	41.000	123	1ot Cen	2.7500	10200.	82	19622	No
291	GOM_NL__2PRFIN20051130_223406_000000402043_00029_19622_8938.N1	30-NOV-2005 22:34:06	Dark	39.500	64	Gam Cen	2.2000	10600.	79	19622	No
292	GOM_NL__2PRFIN20051130_223630_000000392043_00029_19622_8939.N1	30-NOV-2005 22:36:30	Dark	39.000	20	Bet Cru	1.2530	30000.	78	19622	No
293	GOM_NL__2PRFIN20051130_223741_000000382043_00030_19623_8918.N1	30-NOV-2005 22:37:41	Dark	38.000	12	Alp1Cru	0.77500	30000.	76	19623	No
294	GOM_NL__2PRFIN20051130_224311_000000382043_00030_19623_8919.N1	30-NOV-2005 22:43:11	Dark	38.000	29	Bet Car	1.6720	10200.	76	19623	No
295	GOM_NL__2PRFIN20051130_225743_000000412043_00030_19623_8920.N1	30-NOV-2005 22:57:43	Straylight	40.500	157	The1Eri	2.9060	9300.0	81	19623	No
296	GOM_NL__2PRFIN20051130_230438_000000212043_00030_19623_8921.N1	30-NOV-2005 23:04:38	Straylight	21.000	165	34Gam Eri	2.9500	3200.0	42	19623	No
297	GOM_NL__2PRFIN20051130_231000_000000442043_00030_19623_8922.N1	30-NOV-2005 23:10:00	Twilight	43.500	94	92Alp Cet	2.5260	3100.0	87	19623	No
298	GOM_NL__2PRFIN20051130_231553_000000392043_00030_19623_8923.N1	30-NOV-2005 23:15:53	Bright	39.000	50	13Alp Ari	2.0070	4250.0	78	19623	No
299	GOM_NL__2PRFIN20051130_231859_000000342043_00030_19623_8924.N1	30-NOV-2005 23:18:59	Bright	34.000	173	4Bet Tri	3.0040	8900.0	68	19623	No
300	GOM_NL__2PRFIN20051130_232024_000000352043_00030_19623_8925.N1	30-NOV-2005 23:20:24	Bright	35.000	79	26Bet Per	2.3100	13100.	70	19623	No
301	GOM_NL__2PRFIN20051130_232302_000000372043_00030_19623_8926.N1	30-NOV-2005 23:23:02	Bright	37.000	35	33Alp Per	1.7950	6250.0	74	19623	No
302	GOM_NL__2PRFIN20051130_232617_000000342043_00030_19623_8927.N1	30-NOV-2005 23:26:17	Bright	33.500	110	37Del Cas	2.6780	8900.0	67	19623	No
303	GOM_NL__2PRFIN20051130_233401_000000362043_00030_19623_8928.N1	30-NOV-2005 23:34:01	Bright	36.000	49	1Alp UMi	1.9900	6300.0	72	19623	No
304	GOM_NL__2PRFIN20051130_233841_000000362043_00030_19623_8929.N1	30-NOV-2005 23:38:41	Bright	36.000	60	7Bet UMi	2.0810	3950.0	72	19623	No
305	GOM_NL__2PRFIN20051130_234118_000000342043_00030_19623_8930.N1	30-NOV-2005 23:41:18	Bright	33.500	119	14Eta Dra	2.7270	4700.0	67	19623	No
306	GOM_NL__2PRFIN20051130_234558_000000352043_00030_19623_8931.N1	30-NOV-2005 23:45:58	Bright	35.000	39	85Eta UMa	1.8540	24000.	70	19623	No
307	GOM_NL__2PRFIN20051130_234852_000000342043_00030_19623_8932.N1	30-NOV-2005 23:48:52	Bright	34.000	180	27Gam Boo	3.0400	8000.0	68	19623	No
308	GOM_NL__2PRFIN20051130_235153_000000342043_00030_19623_8933.N1	30-NOV-2005 23:51:53	Bright	34.000	83		2.3780	11000.	68	19623	No
309	GOM_NL__2PRFIN20051130_235424_000000332043_00030_19623_8934.N1	30-NOV-2005 23:54:24	Bright	33.000	3	16Alp Boo	-0.050000	4250.0	66	19623	No

3. Quality information per product

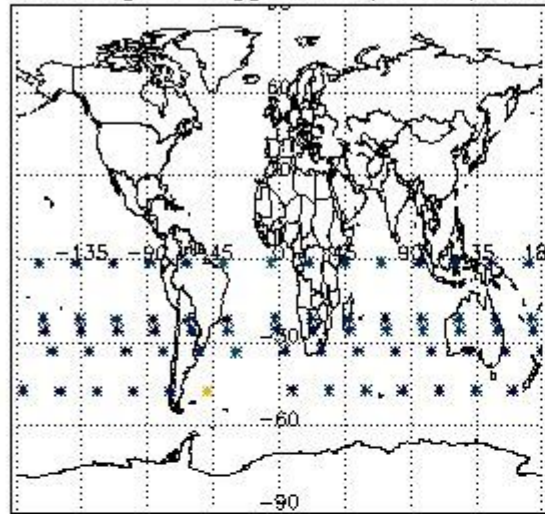
In this section it is plotted some information contained in the Quality Summary data set of the level 2 products. Only products in dark limb conditions and without errors (error flag in the MPH set to "0") are used.

3.1 Plot quality information per product (time dependant)

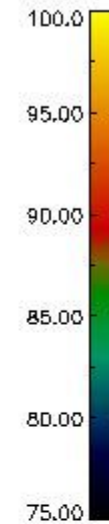
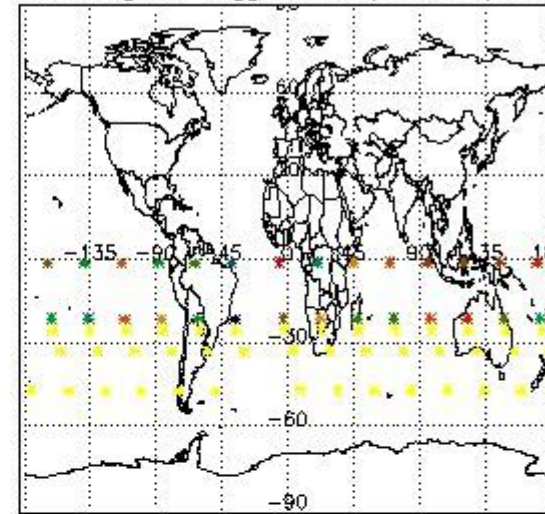


3.2 Plot quality information per product (world map)

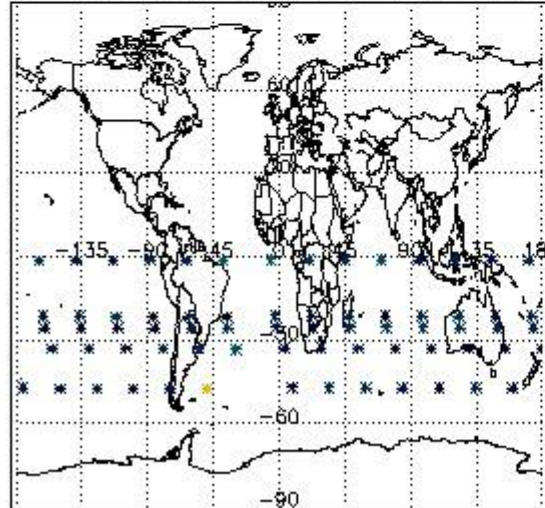
Percentage of flagged data per O3 profile



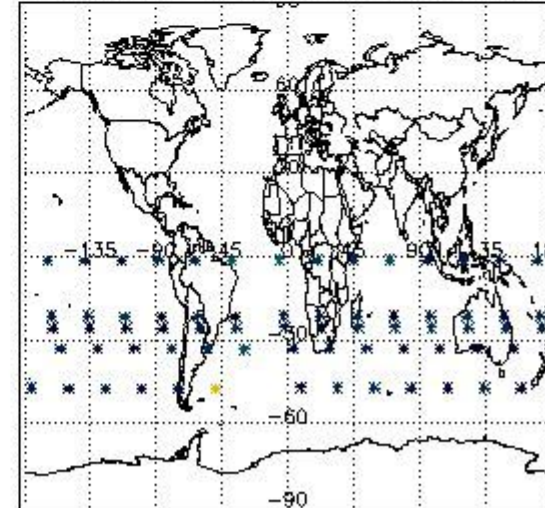
Percentage of flagged data per H2O profile



Percentage of flagged data per NO2 profile



Percentage of flagged data per NO3 profile

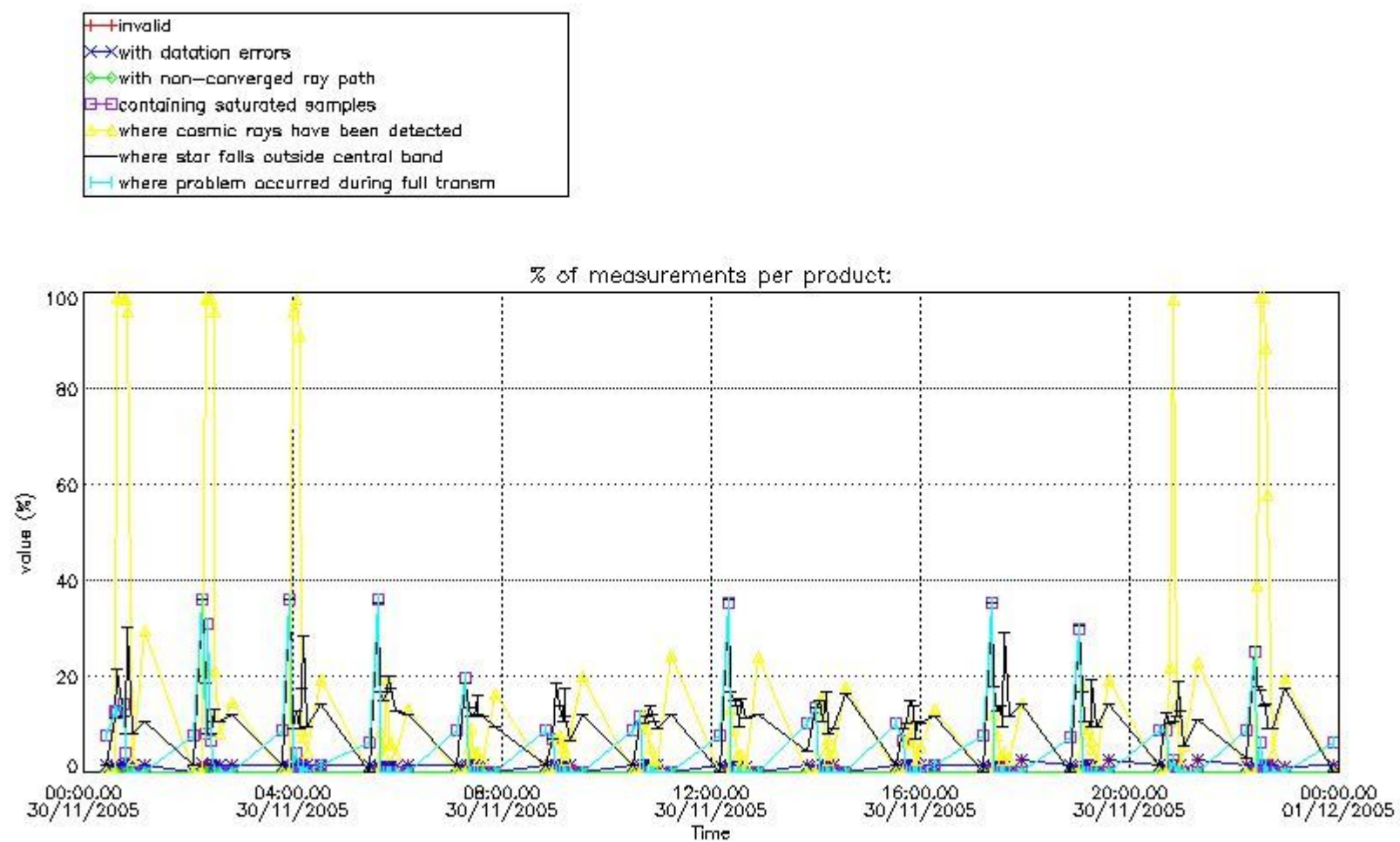


4. Level 1 quality information per product

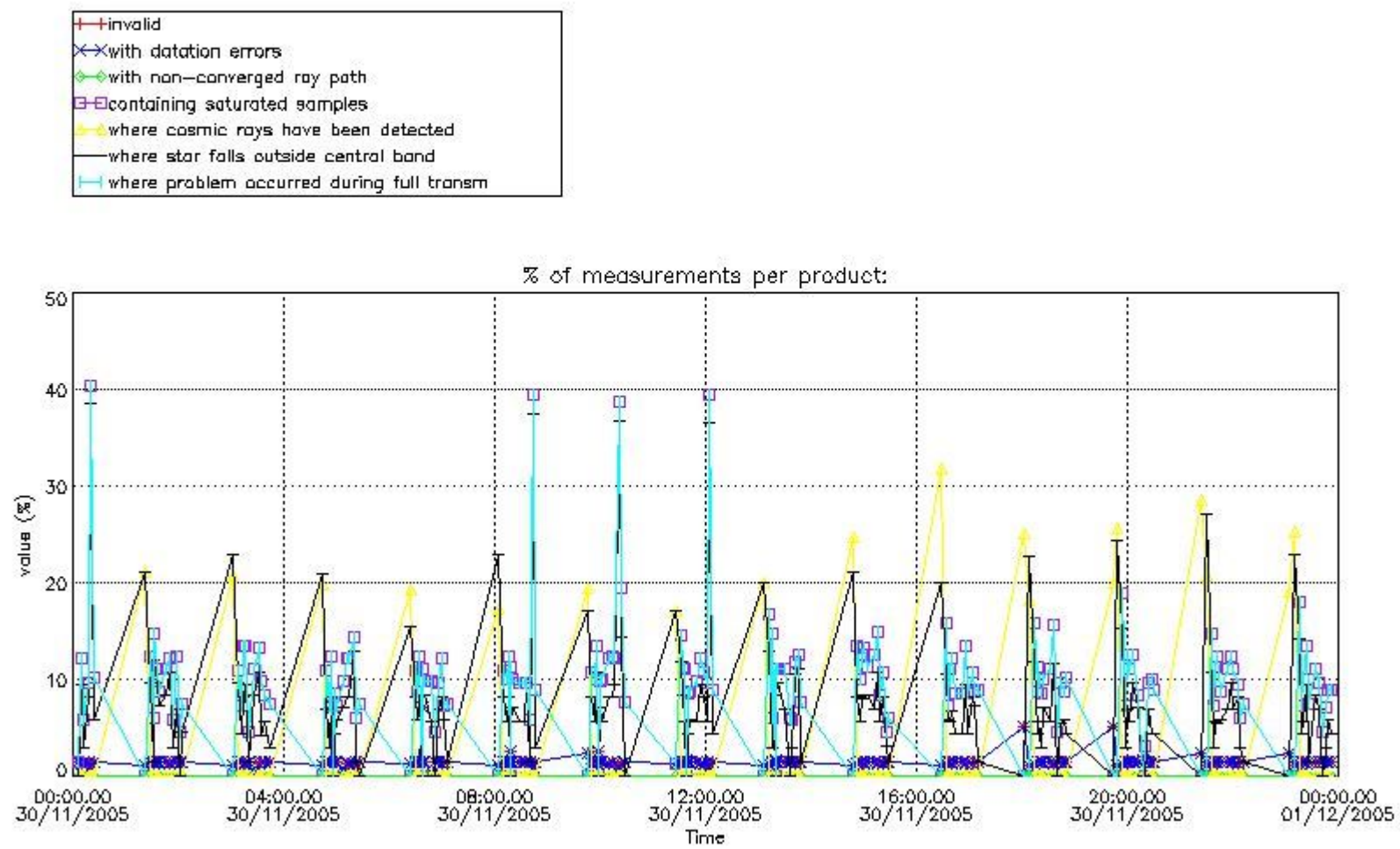
In this section it is plotted some information contained in the Quality Summary data set of the level 2 products that comes from the level 1b processing. Products without errors (error flag in the MPH set to "0") are used.

4.1 Plot quality information per product (time dependant) coming from level 1b processing

4.1.1 Plot level 1 quality information per product (time dependant): ENVISAT ASCENDING passes



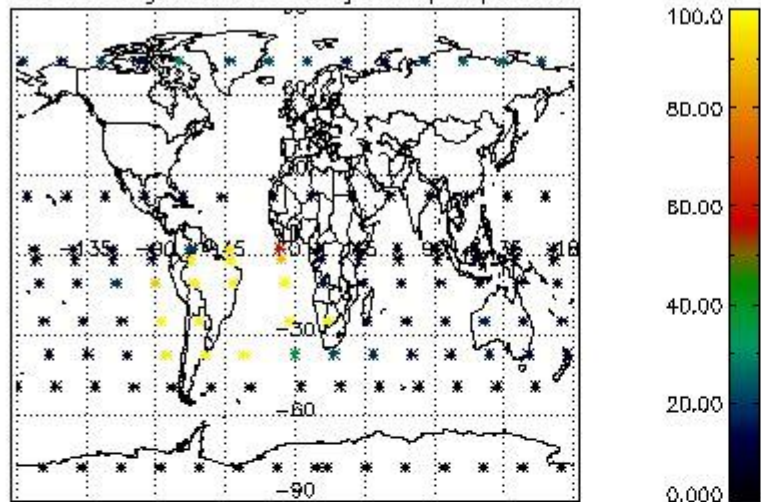
4.1.2 Plot level 1 quality information per product (time dependant): ENVISAT DESCENDING passes



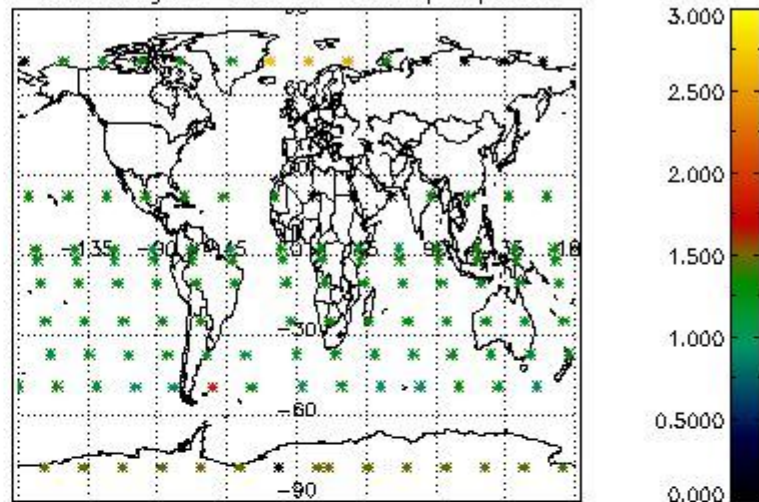
4.2 Plot quality information per product coming from level 1b processing (world map)

4.2.1 Plot level 1 quality information per product (world map): ENVISAT ASCENDING passes

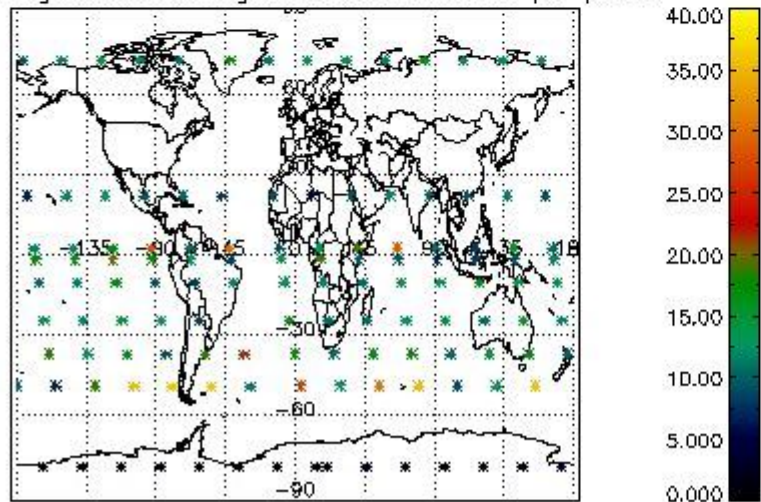
Percentage of cosmic ray hits per profile



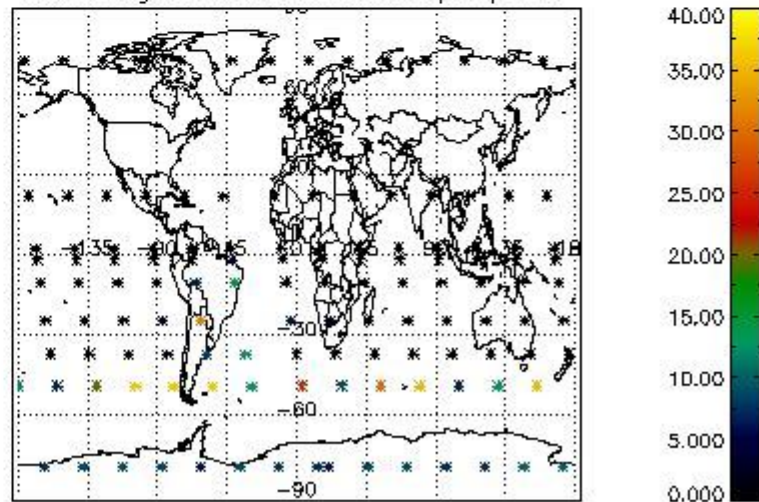
Percentage of datation errors per profile



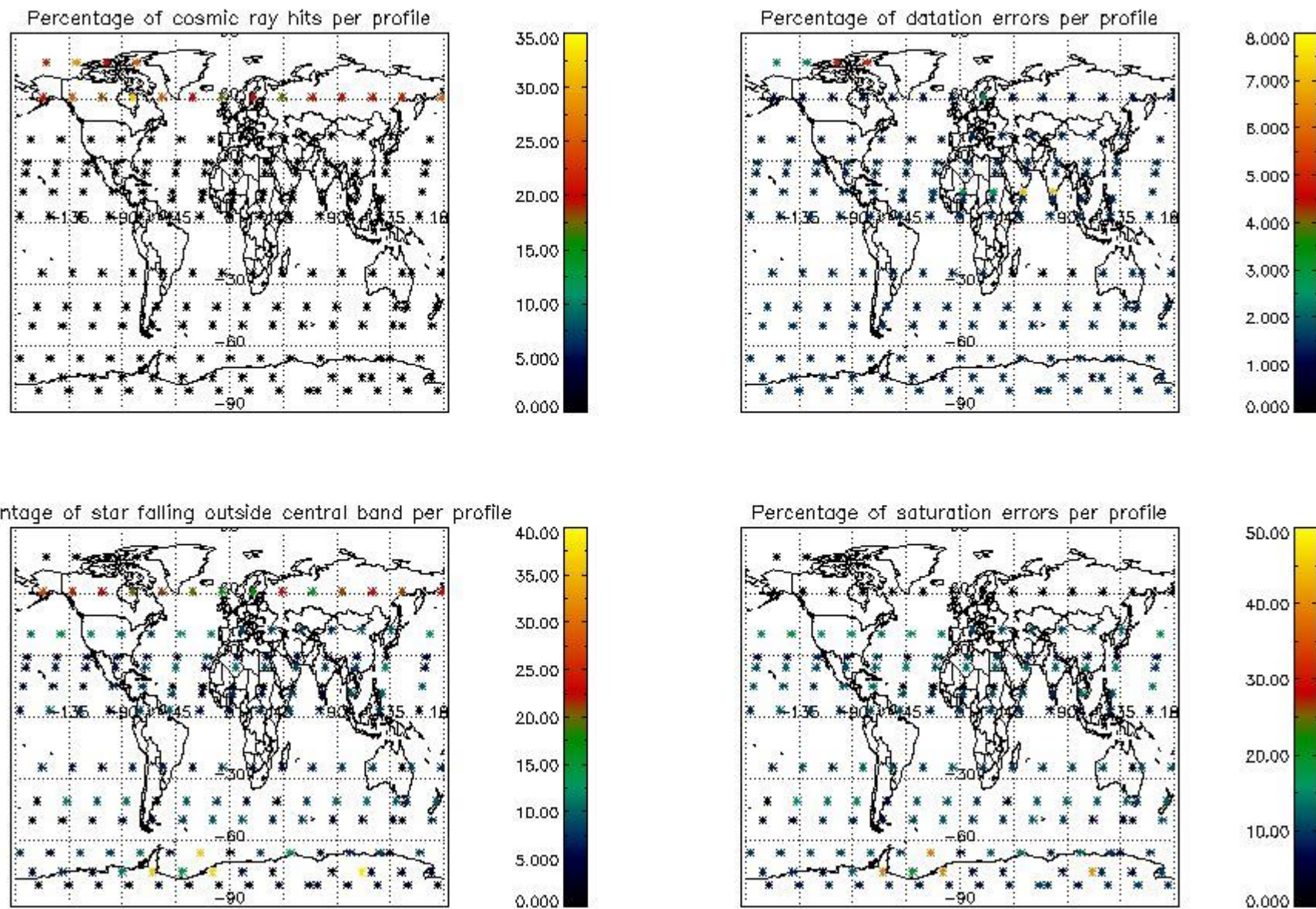
Percentage of star falling outside central band per profile



Percentage of saturation errors per profile



4.2.2 Plot level 1 quality information per product (world map): ENVISAT DESCENDING passes



5. Trace gas profiles

5.1 Ozone statistics based on quality of products

The final quality of the products can be "measured" using the STD (Standard Deviation) attached to every point profile. This information is written to the parameter GOM_NL__2P/NL_LOCAL_SPECIES_DENSITY/o3_std of the level 2 products. The table below shows the statistics for given STD ranges.

The statistics are given with respect to the overall valid production:

- Products without fatal errors: GOM_NL__2P/MPH/PRODUCT_ERR=0
- Valid point profile: GOM_NL__2P/NL_LOCAL_SPECIES_DENSITY/pcd(0)=0

The 'Criteria' is applied to valid points of dark limb products:

- Products in dark limb illumination condition: GOM_NL__2P/NL_SUMMARY_QUALITY/obs_ill_cond=0
- Products without fatal errors: GOM_NL__2P/MPH/PRODUCT_ERR=0
- Valid point profile: GOM_NL__2P/NL_LOCAL_SPECIES_DENSITY/pcd(0)=0

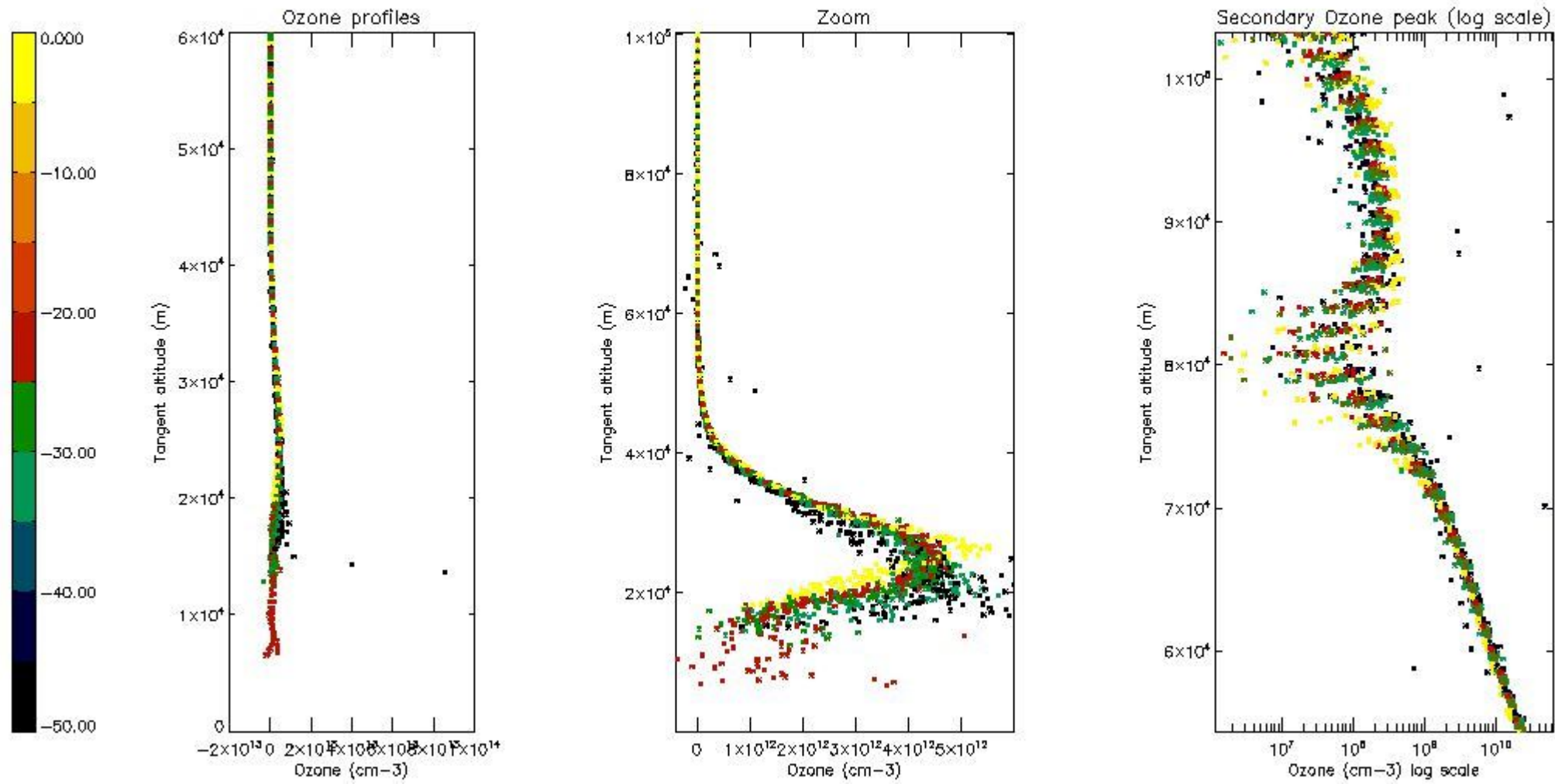
So, the table below shows the percentage of dark limb and valid observations for each criteria with respect to the overall valid daily observations.

Criteria	% of total production
All STD	24
STD < 20	16

STD < 10	14
STD < 5	9

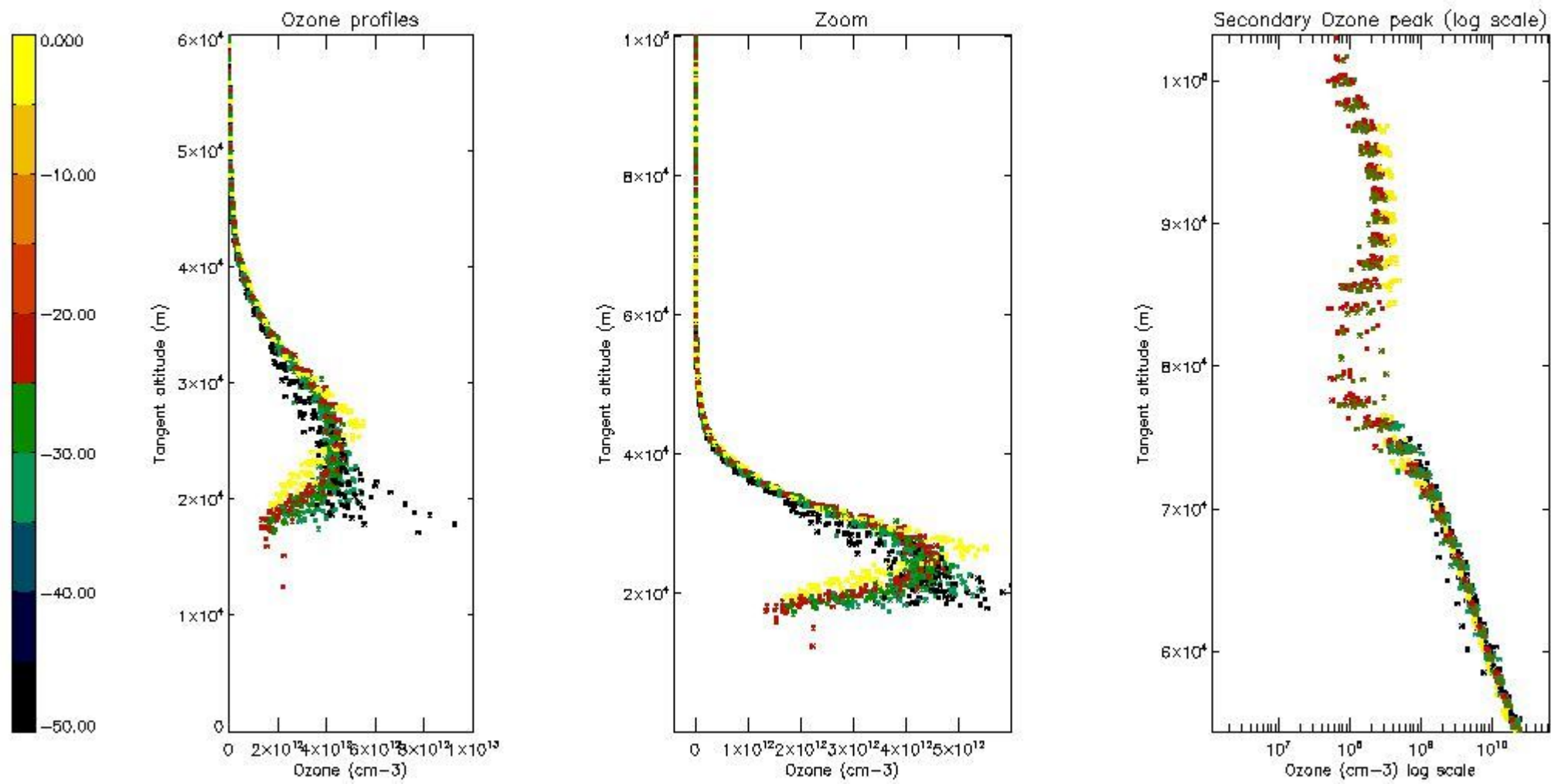
5.2 Plot ozone profiles for all STD (dark without errors)

The colorbar represents the latitude.



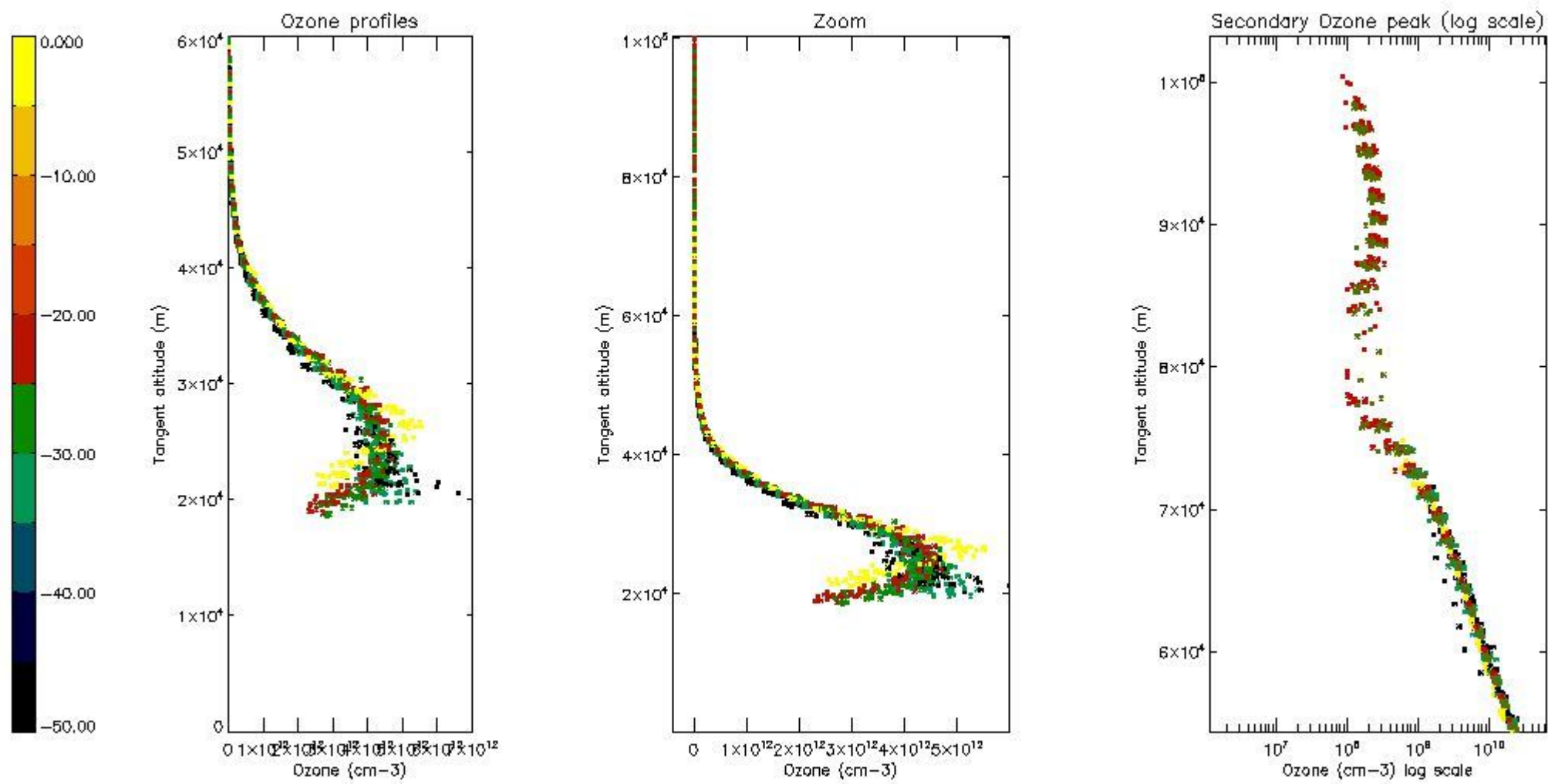
5.3 Plot ozone profiles where STD < 20% (dark without errors)

The colorbar represents the latitude.



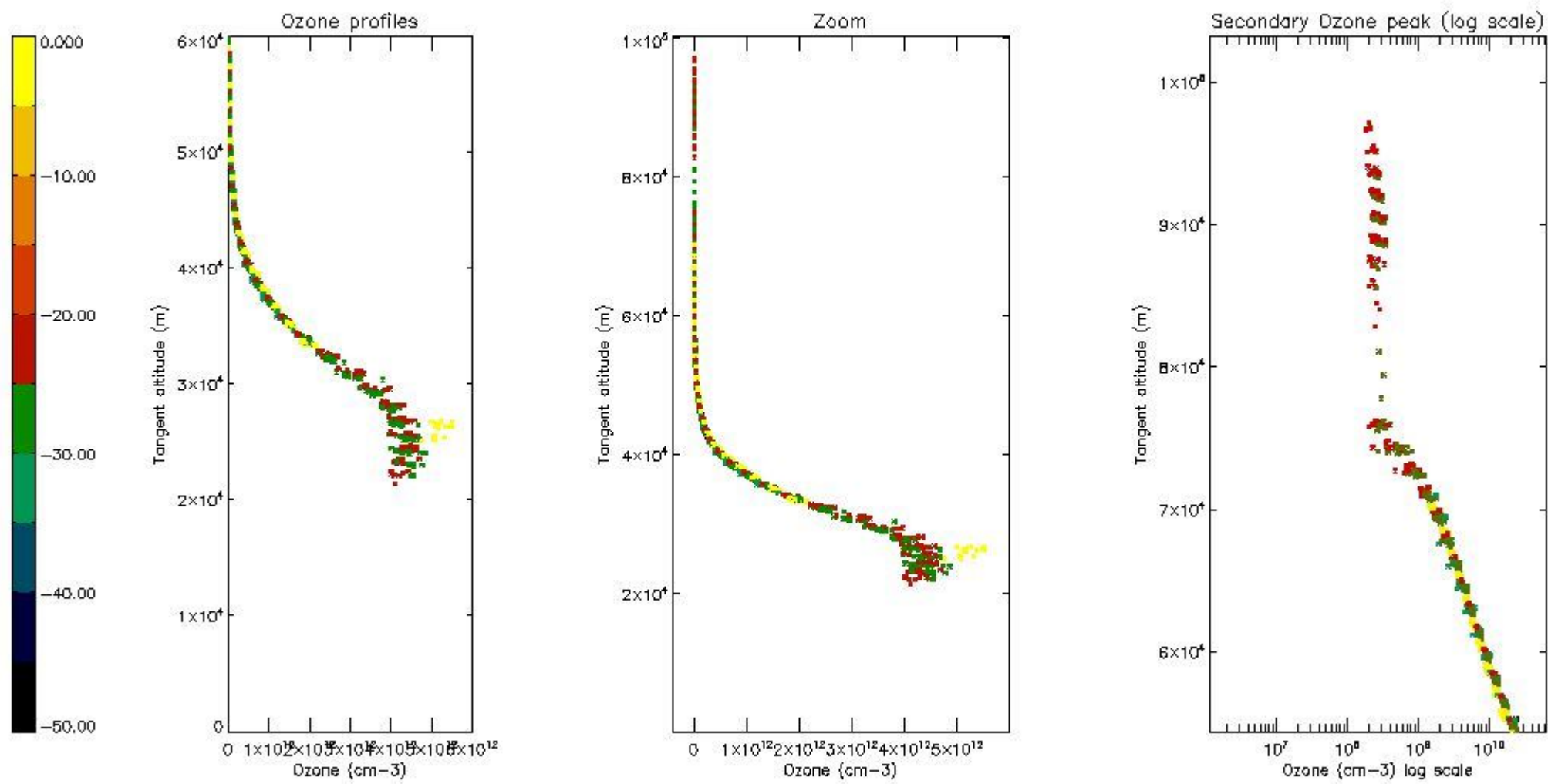
5.4 Plot ozone profiles where STD < 10% (dark without errors)

The colorbar represents the latitude.



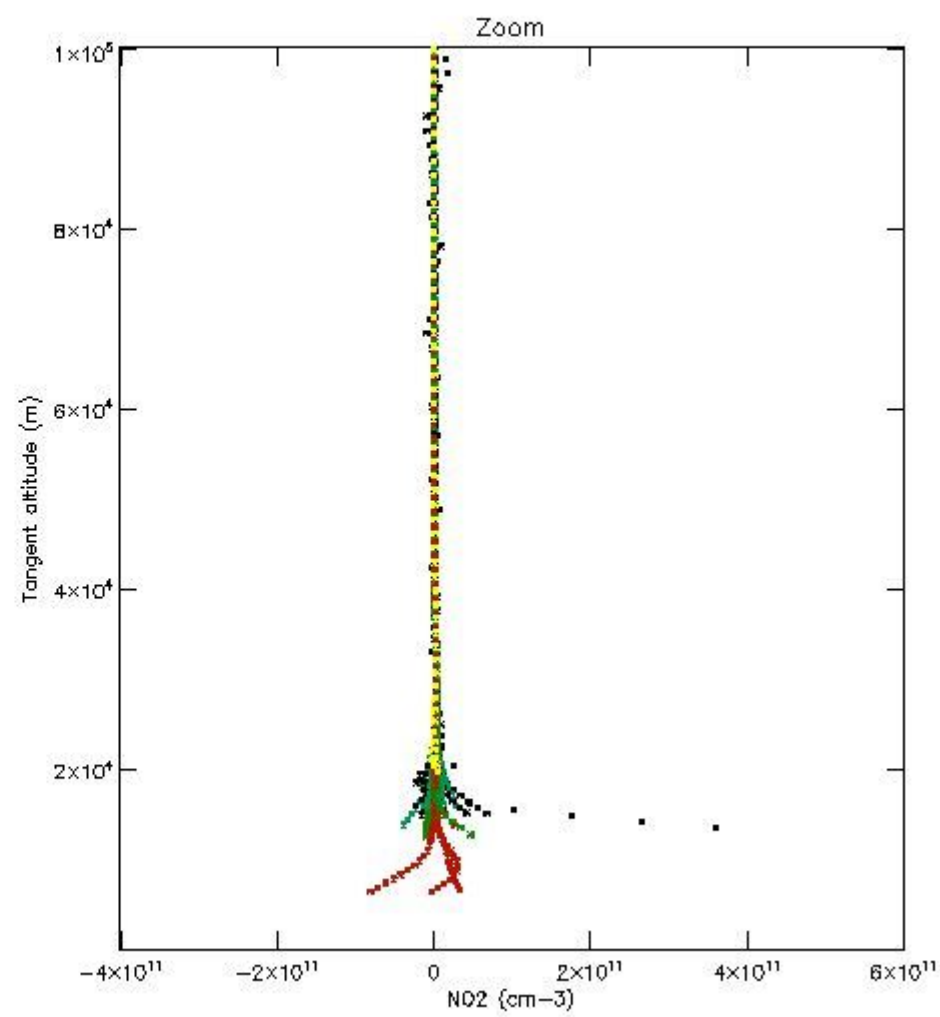
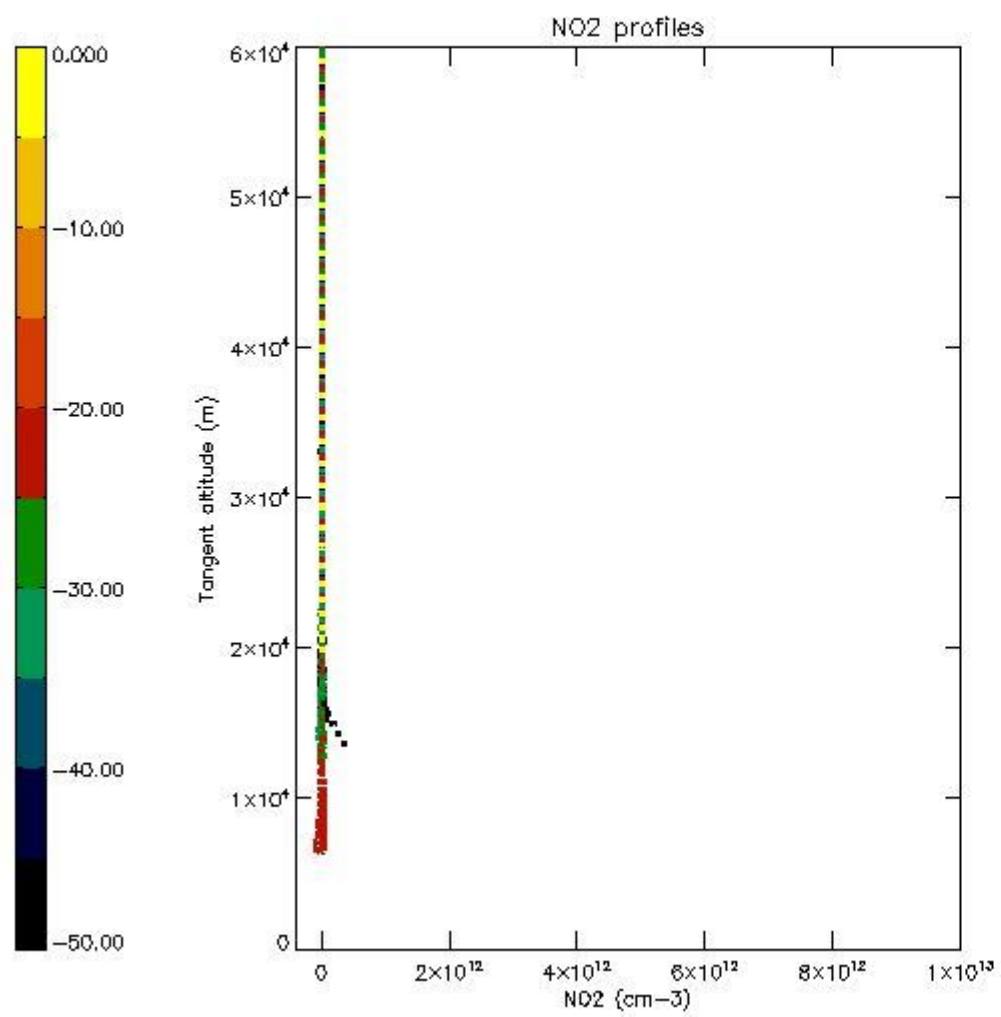
5.5 Plot ozone profiles where STD < 5% (dark without errors)

The colorbar represents the latitude.



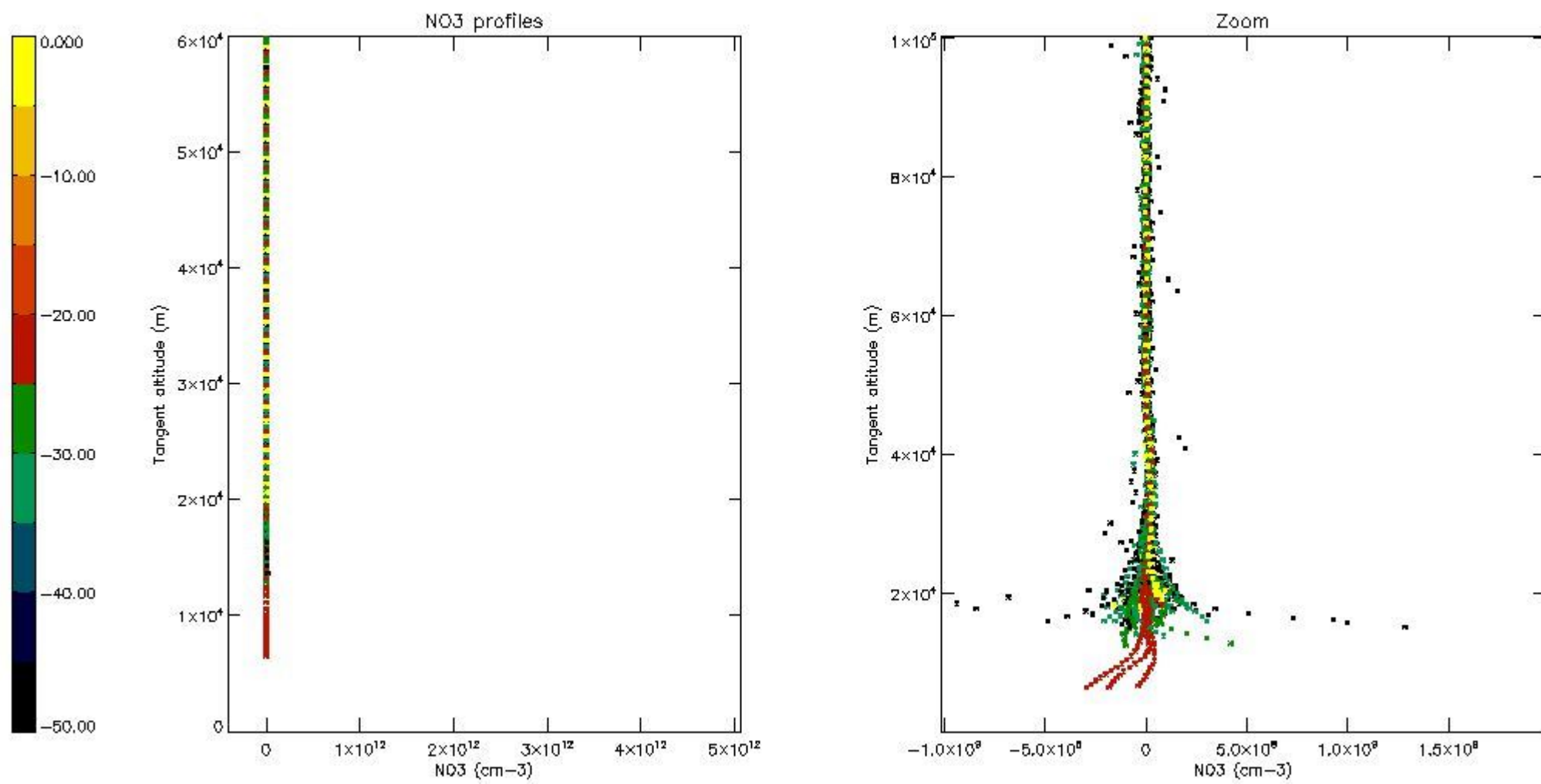
5.6 Plot NO₂ profiles for all STD (dark without errors)

The colorbar represents the latitude.



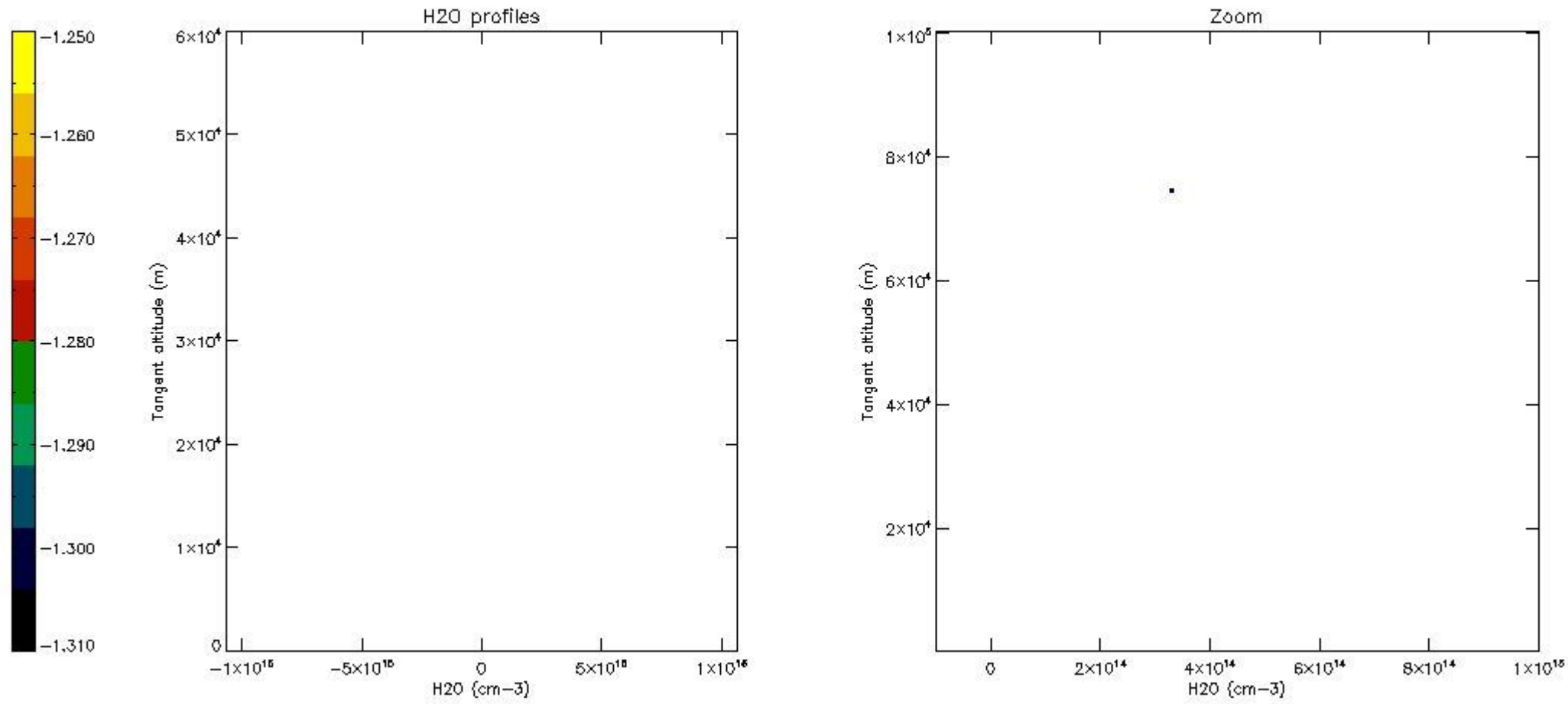
5.7 Plot NO3 profiles for all STD (dark without errors)

The colorbar represents the latitude.



5.8 Plot H2O profiles for all STD (only for occultations of stars 1,2,3,4,13,14,16,26,63 dark without errors)

The colorbar represents the latitude.



6. Auxiliary Data Files used for the production reported in section 2

The number reported in the third column indicates since which file (see list in section 2) the corresponding auxiliary file has been used. The fourth column is the date of those product files.

Type	Auxiliary Filename	Used since product	Used since product date
INST_PHYS_CHARACTERISTICS	GOM_INS_AXVIEC20091111_143220_20030716_120000_20500101_000000	1	30-NOV-2005 00:05:38
LEVEL-2_PROC_CONFIG	GOM_PR2_AXVIEC20091111_152718_20020301_000000_20500101_000000	1	30-NOV-2005 00:05:38
CROSS_SECTIONS_FILE	GOM_CRS_AXVIEC20091111_154832_20020301_000000_20500101_000000	1	30-NOV-2005 00:05:38

GOMOS Level 2 Daily Report

SUMMARY

[1. General Info](#)

[2. Summary of processed GOM_NL_2P products](#)

[3. Level 2 Quality information per product](#)

[3.1 Plot of level 2 quality information per product \(time dependant\)](#)

[3.2 Plot of level 2 quality information per product \(world map\)](#)

[4. Level 1 Quality information per product \(stored on level 2 products\)](#)

[4.1 Plot of level 1 quality information per product \(time dependant\)](#)

[4.1.1 Plot of level 1 quality information per product \(time dependant\): ASCENDING](#)

[4.1.2 Plot of level 1 quality information per product \(time dependant\): DESCENDING](#)

[4.2 Plot of level 1 quality information per product \(world map\)](#)

[4.2.1 Plot of level 1 quality information per product \(world map\): ASCENDING](#)

[4.2.2 Plot of level 1 quality information per product \(world map\): DESCENDING](#)

[5. Ozone profiles based on quality statistics and other trace gas profiles](#)

[5.1 Ozone statistics based on quality of products](#)

[5.2 Plot ozone profiles for all STD \(dark without errors\)](#)

[5.3 Plot ozone profiles where STD < 20% \(dark without errors\)](#)

[5.4. Plot ozone profiles where STD < 10% \(dark without errors\)](#)

[5.5. Plot ozone profiles where STD < 5% \(dark without errors\)](#)

[5.6 Plot NO2 profiles for all STD \(dark without errors\)](#)

[5.7 Plot NO3 profiles for all STD \(dark without errors\)](#)

[5.8 Plot H2O profiles \(only for occultations of stars 1,2,3,4,13,14,16,26,63 dark without errors\) for all STD](#)

[6. Auxiliary Data Files used for the production reported in section 2](#)

This report presents the daily analysis on parameters extracted from GOMOS level 2 data (GOM_NL__2P). It is intended to monitor some important parameters that will impact the quality of these products. A list of level 2 products (and content) that have arrived during the reporting day to the PCF is also given.

Item	Value
Time of report generation	18APR2013 12:51:38
Data source version	GOMOS/6.01
Start time of products	30-11-2005 (30NOV2005 00:00:00)
Stop time of products	01-12-2005 (01DEC2005 00:00:00)
Store outputs in DB	Yes
Nb of level 2 prods	309
Nb of prods with errors	0

2. Summary of processed GOM_NL__2P products.

Nr	Filename	UTC Start time	Limb	Duration	Star Id	Star Name	Star Mag	Star Temp	Nb Meas	Orbit	Prod. error
1	GOM_NL__2PRFIN20051130_000538_000000332043_00016_19609_8909.N1	30-NOV-2005 00:05:38	Bright	32.500	49	1Alp UMi	1.9900	6300.0	65	19609	No
2	GOM_NL__2PRFIN20051130_001018_000000372043_00016_19609_8910.N1	30-NOV-2005 00:10:18	Bright	37.000	60	7Bet UMi	2.0810	3950.0	74	19609	No
3	GOM_NL__2PRFIN20051130_001252_000000352043_00016_19609_8911.N1	30-NOV-2005 00:12:52	Bright	34.500	119	14Eta Dra	2.7270	4700.0	69	19609	No
4	GOM_NL__2PRFIN20051130_001735_000000372043_00016_19609_8912.N1	30-NOV-2005 00:17:35	Bright	36.500	39	85Eta UMa	1.8540	24000.	73	19609	No
5	GOM_NL__2PRFIN20051130_002028_000000522043_00016_19609_8913.N1	30-NOV-2005 00:20:28	Bright	52.000	180	27Gam Boo	3.0400	8000.0	104	19609	No
6	GOM_NL__2PRFIN20051130_002328_000000352043_00016_19609_8914.N1	30-NOV-2005 00:23:28	Bright	34.500	83		2.3780	11000.	69	19609	No
7	GOM_NL__2PRFIN20051130_002559_000000342043_00016_19609_8915.N1	30-NOV-2005 00:25:59	Bright	33.500	3	16Alp Boo	-0.050000	4250.0	67	19609	No
8	GOM_NL__2PRFIN20051130_003518_000000402043_00016_19609_8916.N1	30-NOV-2005 00:35:18	Bright	39.500	15	67Alp Vir	0.97600	28000.	79	19609	No
9	GOM_NL__2PRFIN20051130_003842_000000442043_00016_19609_8917.N1	30-NOV-2005 00:38:42	Twilight	44.000	169	46Gam Hya	2.9910	4700.0	88	19609	No
10	GOM_NL__2PRFIN20051130_004614_000000392043_00016_19609_8918.N1	30-NOV-2005 00:46:14	Dark	38.500	64	Gam Cen	2.2000	10600.	77	19609	No
11	GOM_NL__2PRFIN20051130_004840_000000372043_00016_19609_8919.N1	30-NOV-2005 00:48:40	Dark	37.000	20	Bet Cru	1.2530	30000.	74	19609	No
12	GOM_NL__2PRFIN20051130_004951_000000482043_00017_19610_8900.N1	30-NOV-2005 00:49:51	Dark	48.000	12	Alp1Cru	0.77500	30000.	96	19610	No
13	GOM_NL__2PRFIN20051130_005519_000000382043_00017_19610_8901.N1	30-NOV-2005 00:55:19	Dark	37.500	29	Bet Car	1.6720	10200.	75	19610	No
14	GOM_NL__2PRFIN20051130_010954_000000382043_00017_19610_8902.N1	30-NOV-2005 01:09:54	Straylight	37.500	157	The1Eri	2.9060	9300.0	75	19610	No
15	GOM_NL__2PRFIN20051130_012212_000000432043_00017_19610_8903.N1	30-NOV-2005 01:22:12	Twilight	42.500	94	92Alp Cet	2.5260	3100.0	85	19610	No
16	GOM_NL__2PRFIN20051130_012731_000000372043_00017_19610_8904.N1	30-NOV-2005 01:27:31	Bright	36.500	105	6Bet Ari	2.6450	8900.0	73	19610	No
17	GOM_NL__2PRFIN20051130_013110_000000332043_00017_19610_8905.N1	30-NOV-2005 01:31:10	Bright	33.000	173	4Bet Tri	3.0040	8900.0	66	19610	No
18	GOM_NL__2PRFIN20051130_013238_000000382043_00017_19610_8906.N1	30-NOV-2005 01:32:38	Bright	37.500	79	26Bet Per	2.3100	13100.	75	19610	No
19	GOM_NL__2PRFIN20051130_013611_000000362043_00017_19610_8907.N1	30-NOV-2005 01:36:11	Bright	36.000	160	23Gam Per	2.9300	4700.0	72	19610	No
20	GOM_NL__2PRFIN20051130_013828_000000352043_00017_19610_8908.N1	30-NOV-2005 01:38:28	Bright	34.500	110	37Del Cas	2.6780	8900.0	69	19610	No
21	GOM_NL__2PRFIN20051130_014614_000000362043_00017_19610_8909.N1	30-NOV-2005 01:46:14	Bright	36.000	49	1Alp UMi	1.9900	6300.0	72	19610	No
22	GOM_NL__2PRFIN20051130_015053_000000372043_00017_19610_8910.N1	30-NOV-2005 01:50:53	Bright	37.000	60	7Bet UMi	2.0810	3950.0	74	19610	No
23	GOM_NL__2PRFIN20051130_015328_000000352043_00017_19610_8911.N1	30-NOV-2005 01:53:28	Bright	34.500	119	14Eta Dra	2.7270	4700.0	69	19610	No
24	GOM_NL__2PRFIN20051130_015811_000000372043_00017_19610_8912.N1	30-NOV-2005 01:58:11	Bright	36.500	39	85Eta UMa	1.8540	24000.	73	19610	No
25	GOM_NL__2PRFIN20051130_020104_000000332043_00017_19610_8913.N1	30-NOV-2005 02:01:04	Bright	32.500	180	27Gam Boo	3.0400	8000.0	65	19610	No
26	GOM_NL__2PRFIN20051130_020404_000000342043_00017_19610_8914.N1	30-NOV-2005 02:04:04	Bright	33.500	83		2.3780	11000.	67	19610	No
27	GOM_NL__2PRFIN20051130_020635_000000332043_00017_19610_8915.N1	30-NOV-2005 02:06:35	Bright	33.000	3	16Alp Boo	-0.050000	4250.0	66	19610	No
28	GOM_NL__2PRFIN20051130_021554_000000542043_00017_19610_8916.N1	30-NOV-2005 02:15:54	Bright	54.000	15	67Alp Vir	0.97600	28000.	108	19610	No
29	GOM_NL__2PRFIN20051130_021919_000000432043_00017_19610_8917.N1	30-NOV-2005 02:19:19	Twilight	43.000	169	46Gam Hya	2.9910	4700.0	86	19610	No
30	GOM_NL__2PRFIN20051130_022250_000000372043_00017_19610_8918.N1	30-NOV-2005 02:22:50	Dark	37.000	123	lot Cen	2.7500	10200.	74	19610	No
31	GOM_NL__2PRFIN20051130_022650_000000382043_00017_19610_8919.N1	30-NOV-2005 02:26:50	Dark	37.500	64	Gam Cen	2.2000	10600.	75	19610	No
32	GOM_NL__2PRFIN20051130_022916_000000392043_00017_19610_8920.N1	30-NOV-2005 02:29:16	Dark	38.500	20	Bet Cru	1.2530	30000.	77	19610	No
33	GOM_NL__2PRFIN20051130_023027_000000382043_00018_19611_8901.N1	30-NOV-2005 02:30:27	Dark	38.000	12	Alp1Cru	0.77500	30000.	76	19611	No
34	GOM_NL__2PRFIN20051130_023555_000000382043_00018_19611_8902.N1	30-NOV-2005 02:35:55	Dark	38.000	29	Bet Car	1.6720	10200.	76	19611	No
35	GOM_NL__2PRFIN20051130_025030_000000382043_00018_19611_8903.N1	30-NOV-2005 02:50:30	Straylight	38.000	157	The1Eri	2.9060	9300.0	76	19611	No
36	GOM_NL__2PRFIN20051130_030248_000000442043_00018_19611_8904.N1	30-NOV-2005 03:02:48	Twilight	43.500	94	92Alp Cet	2.5260	3100.0	87	19611	No
37	GOM_NL__2PRFIN20051130_030807_000000372043_00018_19611_8905.N1	30-NOV-2005 03:08:07	Bright	36.500	105	6Bet Ari	2.6450	8900.0	73	19611	No
38	GOM_NL__2PRFIN20051130_031146_000000342043_00018_19611_8906.N1	30-NOV-2005 03:11:46	Bright	34.000	173	4Bet Tri	3.0040	8900.0	68	19611	No
39	GOM_NL__2PRFIN20051130_031314_000000372043_00018_19611_8907.N1	30-NOV-2005 03:13:14	Bright	37.000	79	26Bet Per	2.3100	13100.	74	19611	No
40	GOM_NL__2PRFIN20051130_031647_000000372043_00018_19611_8908.N1	30-NOV-2005 03:16:47	Bright	37.000	160	23Gam Per	2.9300	4700.0	74	19611	No
41	GOM_NL__2PRFIN20051130_031904_000000332043_00018_19611_8909.N1	30-NOV-2005 03:19:04	Bright	32.500	110	37Del Cas	2.6780	8900.0	65	19611	No
42	GOM_NL__2PRFIN20051130_032650_000000362043_00018_19611_8910.N1	30-NOV-2005 03:26:50	Bright	36.000	49	1Alp UMi	1.9900	6300.0	72	19611	No

43	GOM_NL__2PRFIN20051130_033129_000000382043_00018_19611_8911.N1	30-NOV-2005 03:31:29	Bright	37.500	60	7Bet UMi	2.0810	3950.0	75	19611	No
44	GOM_NL__2PRFIN20051130_033404_000000362043_00018_19611_8912.N1	30-NOV-2005 03:34:04	Bright	35.500	119	14Eta Dra	2.7270	4700.0	71	19611	No
45	GOM_NL__2PRFIN20051130_033847_000000362043_00018_19611_8913.N1	30-NOV-2005 03:38:47	Bright	36.000	39	85Eta UMa	1.8540	24000.	72	19611	No
46	GOM_NL__2PRFIN20051130_034440_000000342043_00018_19611_8914.N1	30-NOV-2005 03:44:40	Bright	33.500	83		2.3780	11000.	67	19611	No
47	GOM_NL__2PRFIN20051130_034711_000000342043_00018_19611_8915.N1	30-NOV-2005 03:47:11	Bright	34.000	3	16Alp Boo	-0.050000	4250.0	68	19611	No
48	GOM_NL__2PRFIN20051130_035630_000000542043_00018_19611_8916.N1	30-NOV-2005 03:56:30	Bright	54.000	15	67Alp Vir	0.97600	28000.	108	19611	No
49	GOM_NL__2PRFIN20051130_035955_000000392043_00018_19611_8917.N1	30-NOV-2005 03:59:55	Twi_and_stray	38.500	169	46Gam Hya	2.9910	4700.0	77	19611	No
50	GOM_NL__2PRFIN20051130_040326_000000392043_00018_19611_8918.N1	30-NOV-2005 04:03:26	Dark	39.000	123	lot Cen	2.7500	10200.	78	19611	No
51	GOM_NL__2PRFIN20051130_040726_000000382043_00018_19611_8919.N1	30-NOV-2005 04:07:26	Dark	38.000	64	Gam Cen	2.2000	10600.	76	19611	No
52	GOM_NL__2PRFIN20051130_040952_000000412043_00018_19611_8920.N1	30-NOV-2005 04:09:52	Dark	40.500	20	Bet Cru	1.2530	30000.	81	19611	No
53	GOM_NL__2PRFIN20051130_041103_000000482043_00019_19612_8901.N1	30-NOV-2005 04:11:03	Dark	47.500	12	Alp1Cru	0.77500	30000.	95	19612	No
54	GOM_NL__2PRFIN20051130_041632_000000382043_00019_19612_8902.N1	30-NOV-2005 04:16:32	Dark	37.500	29	Bet Car	1.6720	10200.	75	19612	No
55	GOM_NL__2PRFIN20051130_043106_000000392043_00019_19612_8903.N1	30-NOV-2005 04:31:06	Straylight	39.000	157	The1Eri	2.9060	9300.0	78	19612	No
56	GOM_NL__2PRFIN20051130_044324_000000432043_00019_19612_8904.N1	30-NOV-2005 04:43:24	Twi_and_stray	43.000	94	92Alp Cet	2.5260	3100.0	86	19612	No
57	GOM_NL__2PRFIN20051130_044844_000000372043_00019_19612_8905.N1	30-NOV-2005 04:48:44	Bright	36.500	105	6Bet Ari	2.6450	8900.0	73	19612	No
58	GOM_NL__2PRFIN20051130_045223_000000342043_00019_19612_8906.N1	30-NOV-2005 04:52:23	Bright	34.000	173	4Bet Tri	3.0040	8900.0	68	19612	No
59	GOM_NL__2PRFIN20051130_045350_000000372043_00019_19612_8907.N1	30-NOV-2005 04:53:50	Bright	36.500	79	26Bet Per	2.3100	13100.	73	19612	No
60	GOM_NL__2PRFIN20051130_045628_000000072043_00019_19612_8908.N1	30-NOV-2005 04:56:28	Straylight	7.0000	35	33Alp Per	1.7950	6250.0	14	19612	No
61	GOM_NL__2PRFIN20051130_045723_000000352043_00019_19612_8909.N1	30-NOV-2005 04:57:23	Bright	35.000	160	23Gam Per	2.9300	4700.0	70	19612	No
62	GOM_NL__2PRFIN20051130_045940_000000352043_00019_19612_8910.N1	30-NOV-2005 04:59:40	Bright	34.500	110	37Del Cas	2.6780	8900.0	69	19612	No
63	GOM_NL__2PRFIN20051130_050726_000000362043_00019_19612_8911.N1	30-NOV-2005 05:07:26	Bright	35.500	49	1Alp UMi	1.9900	6300.0	71	19612	No
64	GOM_NL__2PRFIN20051130_051205_000000372043_00019_19612_8912.N1	30-NOV-2005 05:12:05	Bright	37.000	60	7Bet UMi	2.0810	3950.0	74	19612	No
65	GOM_NL__2PRFIN20051130_051440_000000372043_00019_19612_8913.N1	30-NOV-2005 05:14:40	Bright	37.000	119	14Eta Dra	2.7270	4700.0	74	19612	No
66	GOM_NL__2PRFIN20051130_051922_000000392043_00019_19612_8914.N1	30-NOV-2005 05:19:22	Bright	38.500	39	85Eta UMa	1.8540	24000.	77	19612	No
67	GOM_NL__2PRFIN20051130_052216_000000332043_00019_19612_8915.N1	30-NOV-2005 05:22:16	Bright	33.000	180	27Gam Boo	3.0400	8000.0	66	19612	No
68	GOM_NL__2PRFIN20051130_052516_000000342043_00019_19612_8916.N1	30-NOV-2005 05:25:16	Bright	33.500	83		2.3780	11000.	67	19612	No
69	GOM_NL__2PRFIN20051130_052747_000000332043_00019_19612_8917.N1	30-NOV-2005 05:27:47	Bright	33.000	3	16Alp Boo	-0.050000	4250.0	66	19612	No
70	GOM_NL__2PRFIN20051130_053707_000000542043_00019_19612_8918.N1	30-NOV-2005 05:37:07	Bright	54.000	15	67Alp Vir	0.97600	28000.	108	19612	No
71	GOM_NL__2PRFIN20051130_054031_000000422043_00019_19612_8919.N1	30-NOV-2005 05:40:31	Twi_and_stray	42.000	169	46Gam Hya	2.9910	4700.0	84	19612	No
72	GOM_NL__2PRFIN20051130_054402_000000402043_00019_19612_8920.N1	30-NOV-2005 05:44:02	Dark	40.000	123	lot Cen	2.7500	10200.	80	19612	No
73	GOM_NL__2PRFIN20051130_054803_000000422043_00019_19612_8921.N1	30-NOV-2005 05:48:03	Dark	41.500	64	Gam Cen	2.2000	10600.	83	19612	No
74	GOM_NL__2PRFIN20051130_055028_000000432043_00019_19612_8922.N1	30-NOV-2005 05:50:28	Dark	42.500	20	Bet Cru	1.2530	30000.	85	19612	No
75	GOM_NL__2PRFIN20051130_055139_000000412043_00020_19613_8901.N1	30-NOV-2005 05:51:39	Dark	40.500	12	Alp1Cru	0.77500	30000.	81	19613	No
76	GOM_NL__2PRFIN20051130_055708_000000402043_00020_19613_8902.N1	30-NOV-2005 05:57:08	Dark	39.500	29	Bet Car	1.6720	10200.	79	19613	No
77	GOM_NL__2PRFIN20051130_061142_000000382043_00020_19613_8903.N1	30-NOV-2005 06:11:42	Straylight	38.000	157	The1Eri	2.9060	9300.0	76	19613	No
78	GOM_NL__2PRFIN20051130_062400_000000392043_00020_19613_8904.N1	30-NOV-2005 06:24:00	Twi_and_stray	39.000	94	92Alp Cet	2.5260	3100.0	78	19613	No
79	GOM_NL__2PRFIN20051130_062920_000000372043_00020_19613_8905.N1	30-NOV-2005 06:29:20	Bright	36.500	105	6Bet Ari	2.6450	8900.0	73	19613	No
80	GOM_NL__2PRFIN20051130_063259_000000352043_00020_19613_8906.N1	30-NOV-2005 06:32:59	Bright	34.500	173	4Bet Tri	3.0040	8900.0	69	19613	No
81	GOM_NL__2PRFIN20051130_063426_000000372043_00020_19613_8907.N1	30-NOV-2005 06:34:26	Bright	36.500	79	26Bet Per	2.3100	13100.	73	19613	No
82	GOM_NL__2PRFIN20051130_063704_000000072043_00020_19613_8908.N1	30-NOV-2005 06:37:04	Straylight	7.0000	35	33Alp Per	1.7950	6250.0	14	19613	No
83	GOM_NL__2PRFIN20051130_063759_000000362043_00020_19613_8909.N1	30-NOV-2005 06:37:59	Bright	36.000	160	23Gam Per	2.9300	4700.0	72	19613	No
84	GOM_NL__2PRFIN20051130_064016_000000362043_00020_19613_8910.N1	30-NOV-2005 06:40:16	Bright	35.500	110	37Del Cas	2.6780	8900.0	71	19613	No
85	GOM_NL__2PRFIN20051130_064802_000000362043_00020_19613_8911.N1	30-NOV-2005 06:48:02	Bright	35.500	49	1Alp UMi	1.9900	6300.0	71	19613	No
86	GOM_NL__2PRFIN20051130_065241_000000342043_00020_19613_8912.N1	30-NOV-2005 06:52:41	Bright	33.500	60	7Bet UMi	2.0810	3950.0	67	19613	No
87	GOM_NL__2PRFIN20051130_065517_000000372043_00020_19613_8913.N1	30-NOV-2005 06:55:17	Bright	36.500	119	14Eta Dra	2.7270	4700.0	73	19613	No
88	GOM_NL__2PRFIN20051130_065959_000000372043_00020_19613_8914.N1	30-NOV-2005 06:59:59	Bright	37.000	39	85Eta UMa	1.8540	24000.	74	19613	No
89	GOM_NL__2PRFIN20051130_070252_000000342043_00020_19613_8915.N1	30-NOV-2005 07:02:52	Bright	34.000	180	27Gam Boo	3.0400	8000.0	68	19613	No
90	GOM_NL__2PRFIN20051130_070552_000000342043_00020_19613_8916.N1	30-NOV-2005 07:05:52	Bright	33.500	83		2.3780	11000.	67	19613	No
91	GOM_NL__2PRFIN20051130_070823_000000342043_00020_19613_8917.N1	30-NOV-2005 07:08:23	Bright	34.000	3	16Alp Boo	-0.050000	4250.0	68	19613	No
92	GOM_NL__2PRFIN20051130_071743_000000432043_00020_19613_8918.N1	30-NOV-2005 07:17:43	Bright	43.000	15	67Alp Vir	0.97600	28000.	86	19613	No
93	GOM_NL__2PRFIN20051130_072108_000000412043_00020_19613_8919.N1	30-NOV-2005 07:21:08	Twi_and_stray	40.500	169	46Gam Hya	2.9910	4700.0	81	19613	No
94	GOM_NL__2PRFIN20051130_072439_000000392043_00020_19613_8920.N1	30-NOV-2005 07:24:39	Dark	38.500	123	lot Cen	2.7500	10200.	77	19613	No
95	GOM_NL__2PRFIN20051130_072839_000000392043_00020_19613_8921.N1	30-NOV-2005 07:28:39	Dark	39.000	64	Gam Cen	2.2000	10600.	78	19613	No
96	GOM_NL__2PRFIN20051130_073105_000000412043_00020_19613_8922.N1	30-NOV-2005 07:31:05	Dark	40.500	20	Bet Cru	1.2530	30000.	81	19613	No
97	GOM_NL__2PRFIN20051130_073216_000000382043_00021_19614_8901.N1	30-NOV-2005 07:32:16	Dark	38.000	12	Alp1Cru	0.77500	30000.	76	19614	No
98	GOM_NL__2PRFIN20051130_073744_000000392043_00021_19614_8902.N1	30-NOV-2005 07:37:44	Dark	38.500	29	Bet Car	1.6720	10200.	77	19614	No
99	GOM_NL__2PRFIN20051130_075218_000000372043_00021_19614_8903.N1	30-NOV-2005 07:52:18	Straylight	36.500	157	The1Eri	2.9060	9300.0	73	19614	No
100	GOM_NL__2PRFIN20051130_080436_000000442043_00021_19614_8904.N1	30-NOV-2005 08:04:36	Twi_and_stray	43.500	94	92Alp Cet	2.5260	3100.0	87	19614	No
101	GOM_NL__2PRFIN20051130_080956_000000372043_00021_19614_8905.N1	30-NOV-2005 08:09:56	Bright	36.500	105	6Bet Ari	2.6450	8900.0	73	19614	No

102	GOM_NL__2PRFIN20051130_081335_000000352043_00021_19614_8906.N1	30-NOV-2005 08:13:35	Bright	35.000	173	4Bet Tri	3.0040	8900.0	70	19614	No
103	GOM_NL__2PRFIN20051130_081502_000000372043_00021_19614_8907.N1	30-NOV-2005 08:15:02	Bright	36.500	79	26Bet Per	2.3100	13100.	73	19614	No
104	GOM_NL__2PRFIN20051130_081740_000000192043_00021_19614_8908.N1	30-NOV-2005 08:17:40	Twi_and_stray	19.000	35	33Alp Per	1.7950	6250.0	38	19614	No
105	GOM_NL__2PRFIN20051130_081835_000000362043_00021_19614_8909.N1	30-NOV-2005 08:18:35	Bright	35.500	160	23Gam Per	2.9300	4700.0	71	19614	No
106	GOM_NL__2PRFIN20051130_082053_000000352043_00021_19614_8910.N1	30-NOV-2005 08:20:53	Bright	35.000	110	37Del Cas	2.6780	8900.0	70	19614	No
107	GOM_NL__2PRFIN20051130_082838_000000362043_00021_19614_8911.N1	30-NOV-2005 08:28:38	Bright	36.000	49	1Alp UMi	1.9900	6300.0	72	19614	No
108	GOM_NL__2PRFIN20051130_083317_000000362043_00021_19614_8912.N1	30-NOV-2005 08:33:17	Bright	36.000	60	7Bet UMi	2.0810	3950.0	72	19614	No
109	GOM_NL__2PRFIN20051130_083553_000000372043_00021_19614_8913.N1	30-NOV-2005 08:35:53	Bright	36.500	119	14Eta Dra	2.7270	4700.0	73	19614	No
110	GOM_NL__2PRFIN20051130_084034_000000352043_00021_19614_8914.N1	30-NOV-2005 08:40:34	Bright	34.500	39	85Eta UMa	1.8540	24000.	69	19614	No
111	GOM_NL__2PRFIN20051130_084328_000000522043_00021_19614_8915.N1	30-NOV-2005 08:43:28	Bright	52.000	180	27Gam Boo	3.0400	8000.0	104	19614	No
112	GOM_NL__2PRFIN20051130_084628_000000342043_00021_19614_8916.N1	30-NOV-2005 08:46:28	Bright	34.000	83		2.3780	11000.	68	19614	No
113	GOM_NL__2PRFIN20051130_084900_000000342043_00021_19614_8917.N1	30-NOV-2005 08:49:00	Bright	34.000	3	16Alp Boo	-0.050000	4250.0	68	19614	No
114	GOM_NL__2PRFIN20051130_085819_000000372043_00021_19614_8918.N1	30-NOV-2005 08:58:19	Bright	37.000	15	67Alp Vir	0.97600	28000.	74	19614	No
115	GOM_NL__2PRFIN20051130_090144_000000432043_00021_19614_8919.N1	30-NOV-2005 09:01:44	Twi_and_stray	43.000	169	46Gam Hya	2.9910	4700.0	86	19614	No
116	GOM_NL__2PRFIN20051130_090515_000000402043_00021_19614_8920.N1	30-NOV-2005 09:05:15	Dark	39.500	123	1ot Cen	2.7500	10200.	79	19614	No
117	GOM_NL__2PRFIN20051130_090915_000000392043_00021_19614_8921.N1	30-NOV-2005 09:09:15	Dark	38.500	64	Gam Cen	2.2000	10600.	77	19614	No
118	GOM_NL__2PRFIN20051130_091141_000000412043_00021_19614_8922.N1	30-NOV-2005 09:11:41	Dark	40.500	20	Bet Cru	1.2530	30000.	81	19614	No
119	GOM_NL__2PRFIN20051130_091252_000000392043_00022_19615_8901.N1	30-NOV-2005 09:12:52	Dark	38.500	12	Alp1Cru	0.77500	30000.	77	19615	No
120	GOM_NL__2PRFIN20051130_091821_000000382043_00022_19615_8902.N1	30-NOV-2005 09:18:21	Dark	37.500	29	Bet Car	1.6720	10200.	75	19615	No
121	GOM_NL__2PRFIN20051130_093254_000000382043_00022_19615_8903.N1	30-NOV-2005 09:32:54	Straylight	37.500	157	The1Eri	2.9060	9300.0	75	19615	No
122	GOM_NL__2PRFIN20051130_094512_000000412043_00022_19615_8904.N1	30-NOV-2005 09:45:12	Twi_and_stray	41.000	94	92Alp Cet	2.5260	3100.0	82	19615	No
123	GOM_NL__2PRFIN20051130_095032_000000372043_00022_19615_8905.N1	30-NOV-2005 09:50:32	Bright	37.000	105	6Bet Ari	2.6450	8900.0	74	19615	No
124	GOM_NL__2PRFIN20051130_095411_000000352043_00022_19615_8906.N1	30-NOV-2005 09:54:11	Bright	35.000	173	4Bet Tri	3.0040	8900.0	70	19615	No
125	GOM_NL__2PRFIN20051130_095538_000000372043_00022_19615_8907.N1	30-NOV-2005 09:55:38	Bright	37.000	79	26Bet Per	2.3100	13100.	74	19615	No
126	GOM_NL__2PRFIN20051130_095816_000000192043_00022_19615_8908.N1	30-NOV-2005 09:58:16	Twi_and_stray	19.000	35	33Alp Per	1.7950	6250.0	38	19615	No
127	GOM_NL__2PRFIN20051130_095910_000000362043_00022_19615_8909.N1	30-NOV-2005 09:59:10	Bright	35.500	160	23Gam Per	2.9300	4700.0	71	19615	No
128	GOM_NL__2PRFIN20051130_100128_000000352043_00022_19615_8910.N1	30-NOV-2005 10:01:28	Bright	35.000	110	37Del Cas	2.6780	8900.0	70	19615	No
129	GOM_NL__2PRFIN20051130_100914_000000372043_00022_19615_8911.N1	30-NOV-2005 10:09:14	Bright	37.000	49	1Alp UMi	1.9900	6300.0	74	19615	No
130	GOM_NL__2PRFIN20051130_101353_000000372043_00022_19615_8912.N1	30-NOV-2005 10:13:53	Bright	36.500	60	7Bet UMi	2.0810	3950.0	73	19615	No
131	GOM_NL__2PRFIN20051130_101629_000000372043_00022_19615_8913.N1	30-NOV-2005 10:16:29	Bright	37.000	119	14Eta Dra	2.7270	4700.0	74	19615	No
132	GOM_NL__2PRFIN20051130_102110_000000532043_00022_19615_8914.N1	30-NOV-2005 10:21:10	Bright	53.000	39	85Eta UMa	1.8540	24000.	106	19615	No
133	GOM_NL__2PRFIN20051130_102404_000000392043_00022_19615_8915.N1	30-NOV-2005 10:24:04	Bright	38.500	180	27Gam Boo	3.0400	8000.0	77	19615	No
134	GOM_NL__2PRFIN20051130_102704_000000332043_00022_19615_8916.N1	30-NOV-2005 10:27:04	Bright	33.000	83		2.3780	11000.	66	19615	No
135	GOM_NL__2PRFIN20051130_102936_000000342043_00022_19615_8917.N1	30-NOV-2005 10:29:36	Bright	34.000	3	16Alp Boo	-0.050000	4250.0	68	19615	No
136	GOM_NL__2PRFIN20051130_103856_000000392043_00022_19615_8918.N1	30-NOV-2005 10:38:56	Bright	39.000	15	67Alp Vir	0.97600	28000.	78	19615	No
137	GOM_NL__2PRFIN20051130_104220_000000392043_00022_19615_8919.N1	30-NOV-2005 10:42:20	Twi_and_stray	39.000	169	46Gam Hya	2.9910	4700.0	78	19615	No
138	GOM_NL__2PRFIN20051130_104551_000000392043_00022_19615_8920.N1	30-NOV-2005 10:45:51	Dark	38.500	123	1ot Cen	2.7500	10200.	77	19615	No
139	GOM_NL__2PRFIN20051130_104952_000000402043_00022_19615_8921.N1	30-NOV-2005 10:49:52	Dark	40.000	64	Gam Cen	2.2000	10600.	80	19615	No
140	GOM_NL__2PRFIN20051130_105217_000000382043_00022_19615_8922.N1	30-NOV-2005 10:52:17	Dark	38.000	20	Bet Cru	1.2530	30000.	76	19615	No
141	GOM_NL__2PRFIN20051130_105328_000000382043_00023_19616_8901.N1	30-NOV-2005 10:53:28	Dark	38.000	12	Alp1Cru	0.77500	30000.	76	19616	No
142	GOM_NL__2PRFIN20051130_105857_000000382043_00023_19616_8902.N1	30-NOV-2005 10:58:57	Dark	38.000	29	Bet Car	1.6720	10200.	76	19616	No
143	GOM_NL__2PRFIN20051130_111330_000000372043_00023_19616_8903.N1	30-NOV-2005 11:13:30	Straylight	37.000	157	The1Eri	2.9060	9300.0	74	19616	No
144	GOM_NL__2PRFIN20051130_112548_000000412043_00023_19616_8904.N1	30-NOV-2005 11:25:48	Twi_and_stray	41.000	94	92Alp Cet	2.5260	3100.0	82	19616	No
145	GOM_NL__2PRFIN20051130_113140_000000382043_00023_19616_8905.N1	30-NOV-2005 11:31:40	Bright	38.000	50	13Alp Ari	2.0070	4250.0	76	19616	No
146	GOM_NL__2PRFIN20051130_113447_000000362043_00023_19616_8906.N1	30-NOV-2005 11:34:47	Bright	35.500	173	4Bet Tri	3.0040	8900.0	71	19616	No
147	GOM_NL__2PRFIN20051130_113613_000000362043_00023_19616_8907.N1	30-NOV-2005 11:36:13	Bright	36.000	79	26Bet Per	2.3100	13100.	72	19616	No
148	GOM_NL__2PRFIN20051130_113851_000000302043_00023_19616_8908.N1	30-NOV-2005 11:38:51	Bright	30.000	35	33Alp Per	1.7950	6250.0	60	19616	No
149	GOM_NL__2PRFIN20051130_113946_000000352043_00023_19616_8909.N1	30-NOV-2005 11:39:46	Bright	35.000	160	23Gam Per	2.9300	4700.0	70	19616	No
150	GOM_NL__2PRFIN20051130_114205_000000352043_00023_19616_8910.N1	30-NOV-2005 11:42:05	Bright	34.500	110	37Del Cas	2.6780	8900.0	69	19616	No
151	GOM_NL__2PRFIN20051130_114949_000000362043_00023_19616_8911.N1	30-NOV-2005 11:49:49	Bright	35.500	49	1Alp UMi	1.9900	6300.0	71	19616	No
152	GOM_NL__2PRFIN20051130_115429_000000372043_00023_19616_8912.N1	30-NOV-2005 11:54:29	Bright	37.000	60	7Bet UMi	2.0810	3950.0	74	19616	No
153	GOM_NL__2PRFIN20051130_115705_000000372043_00023_19616_8913.N1	30-NOV-2005 11:57:05	Bright	37.000	119	14Eta Dra	2.7270	4700.0	74	19616	No
154	GOM_NL__2PRFIN20051130_120146_000000362043_00023_19616_8914.N1	30-NOV-2005 12:01:46	Bright	36.000	39	85Eta UMa	1.8540	24000.	72	19616	No
155	GOM_NL__2PRFIN20051130_120440_000000522043_00023_19616_8915.N1	30-NOV-2005 12:04:40	Bright	52.000	180	27Gam Boo	3.0400	8000.0	104	19616	No
156	GOM_NL__2PRFIN20051130_120740_000000342043_00023_19616_8916.N1	30-NOV-2005 12:07:40	Bright	34.000	83		2.3780	11000.	68	19616	No
157	GOM_NL__2PRFIN20051130_121012_000000342043_00023_19616_8917.N1	30-NOV-2005 12:10:12	Bright	33.500	3	16Alp Boo	-0.050000	4250.0	67	19616	No
158	GOM_NL__2PRFIN20051130_121932_000000542043_00023_19616_8918.N1	30-NOV-2005 12:19:32	Bright	54.000	15	67Alp Vir	0.97600	28000.	108	19616	No
159	GOM_NL__2PRFIN20051130_122256_000000422043_00023_19616_8919.N1	30-NOV-2005 12:22:56	Twi_and_stray	42.000	169	46Gam Hya	2.9910	4700.0	84	19616	No
160	GOM_NL__2PRFIN20051130_122628_000000402043_00023_19616_8920.N1	30-NOV-2005 12:26:28	Dark	40.000	123	1ot Cen	2.7500	10200.	80	19616	No

161	GOM_NL__2PRFIN20051130_123028_000000402043_00023_19616_8921.N1	30-NOV-2005 12:30:28	Dark	40.000	64	Gam Cen	2.2000	10600.	80	19616	No
162	GOM_NL__2PRFIN20051130_123253_000000382043_00023_19616_8922.N1	30-NOV-2005 12:32:53	Dark	37.500	20	Bet Cru	1.2530	30000.	75	19616	No
163	GOM_NL__2PRFIN20051130_123404_000000402043_00024_19617_8901.N1	30-NOV-2005 12:34:04	Dark	39.500	12	Alp1Cru	0.77500	30000.	79	19617	No
164	GOM_NL__2PRFIN20051130_123933_000000402043_00024_19617_8902.N1	30-NOV-2005 12:39:33	Dark	39.500	29	Bet Car	1.6720	10200.	79	19617	No
165	GOM_NL__2PRFIN20051130_125406_000000382043_00024_19617_8903.N1	30-NOV-2005 12:54:06	Straylight	37.500	157	The1Eri	2.9060	9300.0	75	19617	No
166	GOM_NL__2PRFIN20051130_130624_000000432043_00024_19617_8904.N1	30-NOV-2005 13:06:24	Twilight_stray	42.500	94	92Alp Cet	2.5260	3100.0	85	19617	No
167	GOM_NL__2PRFIN20051130_131216_000000392043_00024_19617_8905.N1	30-NOV-2005 13:12:16	Bright	39.000	50	13Alp Ari	2.0070	4250.0	78	19617	No
168	GOM_NL__2PRFIN20051130_131523_000000342043_00024_19617_8906.N1	30-NOV-2005 13:15:23	Bright	33.500	173	4Bet Tri	3.0040	8900.0	67	19617	No
169	GOM_NL__2PRFIN20051130_131649_000000382043_00024_19617_8907.N1	30-NOV-2005 13:16:49	Bright	37.500	79	26Bet Per	2.3100	13100.	75	19617	No
170	GOM_NL__2PRFIN20051130_131927_000000302043_00024_19617_8908.N1	30-NOV-2005 13:19:27	Bright	30.000	35	33Alp Per	1.7950	6250.0	60	19617	No
171	GOM_NL__2PRFIN20051130_132022_000000362043_00024_19617_8909.N1	30-NOV-2005 13:20:22	Bright	36.000	160	23Gam Per	2.9300	4700.0	72	19617	No
172	GOM_NL__2PRFIN20051130_132241_000000362043_00024_19617_8910.N1	30-NOV-2005 13:22:41	Bright	36.000	110	37Del Cas	2.6780	8900.0	72	19617	No
173	GOM_NL__2PRFIN20051130_133025_000000362043_00024_19617_8911.N1	30-NOV-2005 13:30:25	Bright	36.000	49	1Alp UMi	1.9900	6300.0	72	19617	No
174	GOM_NL__2PRFIN20051130_133505_000000342043_00024_19617_8912.N1	30-NOV-2005 13:35:05	Bright	33.500	60	7Bet UMi	2.0810	3950.0	67	19617	No
175	GOM_NL__2PRFIN20051130_133741_000000342043_00024_19617_8913.N1	30-NOV-2005 13:37:41	Bright	34.000	119	14Eta Dra	2.7270	4700.0	68	19617	No
176	GOM_NL__2PRFIN20051130_134222_000000382043_00024_19617_8914.N1	30-NOV-2005 13:42:22	Bright	38.000	39	85Eta UMa	1.8540	24000.	76	19617	No
177	GOM_NL__2PRFIN20051130_134516_000000362043_00024_19617_8915.N1	30-NOV-2005 13:45:16	Bright	36.000	180	27Gam Boo	3.0400	8000.0	72	19617	No
178	GOM_NL__2PRFIN20051130_134816_000000332043_00024_19617_8916.N1	30-NOV-2005 13:48:16	Bright	33.000	83		2.3780	11000.	66	19617	No
179	GOM_NL__2PRFIN20051130_135048_000000352043_00024_19617_8917.N1	30-NOV-2005 13:50:48	Bright	35.000	3	16Alp Boo	-0.050000	4250.0	70	19617	No
180	GOM_NL__2PRFIN20051130_140008_000000412043_00024_19617_8918.N1	30-NOV-2005 14:00:08	Bright	40.500	15	67Alp Vir	0.97600	28000.	81	19617	No
181	GOM_NL__2PRFIN20051130_140333_000000412043_00024_19617_8919.N1	30-NOV-2005 14:03:33	Twilight_stray	40.500	169	46Gam Hya	2.9910	4700.0	81	19617	No
182	GOM_NL__2PRFIN20051130_140704_000000382043_00024_19617_8920.N1	30-NOV-2005 14:07:04	Dark	38.000	123	lot Cen	2.7500	10200.	76	19617	No
183	GOM_NL__2PRFIN20051130_141104_000000422043_00024_19617_8921.N1	30-NOV-2005 14:11:04	Dark	41.500	64	Gam Cen	2.2000	10600.	83	19617	No
184	GOM_NL__2PRFIN20051130_141329_000000372043_00024_19617_8922.N1	30-NOV-2005 14:13:29	Dark	37.000	20	Bet Cru	1.2530	30000.	74	19617	No
185	GOM_NL__2PRFIN20051130_141440_000000372043_00025_19618_8917.N1	30-NOV-2005 14:14:40	Dark	37.000	12	Alp1Cru	0.77500	30000.	74	19618	No
186	GOM_NL__2PRFIN20051130_142009_000000382043_00025_19618_8918.N1	30-NOV-2005 14:20:09	Dark	38.000	29	Bet Car	1.6720	10200.	76	19618	No
187	GOM_NL__2PRFIN20051130_143443_000000402043_00025_19618_8919.N1	30-NOV-2005 14:34:43	Straylight	39.500	157	The1Eri	2.9060	9300.0	79	19618	No
188	GOM_NL__2PRFIN20051130_144700_000000432043_00025_19618_8920.N1	30-NOV-2005 14:47:00	Twilight_stray	42.500	94	92Alp Cet	2.5260	3100.0	85	19618	No
189	GOM_NL__2PRFIN20051130_145252_000000372043_00025_19618_8921.N1	30-NOV-2005 14:52:52	Bright	37.000	50	13Alp Ari	2.0070	4250.0	74	19618	No
190	GOM_NL__2PRFIN20051130_145559_000000352043_00025_19618_8922.N1	30-NOV-2005 14:55:59	Bright	35.000	173	4Bet Tri	3.0040	8900.0	70	19618	No
191	GOM_NL__2PRFIN20051130_145725_000000362043_00025_19618_8923.N1	30-NOV-2005 14:57:25	Bright	36.000	79	26Bet Per	2.3100	13100.	72	19618	No
192	GOM_NL__2PRFIN20051130_150003_000000382043_00025_19618_8924.N1	30-NOV-2005 15:00:03	Bright	37.500	35	33Alp Per	1.7950	6250.0	75	19618	No
193	GOM_NL__2PRFIN20051130_150317_000000362043_00025_19618_8925.N1	30-NOV-2005 15:03:17	Bright	35.500	110	37Del Cas	2.6780	8900.0	71	19618	No
194	GOM_NL__2PRFIN20051130_151101_000000362043_00025_19618_8926.N1	30-NOV-2005 15:11:01	Bright	36.000	49	1Alp UMi	1.9900	6300.0	72	19618	No
195	GOM_NL__2PRFIN20051130_151541_000000372043_00025_19618_8927.N1	30-NOV-2005 15:15:41	Bright	37.000	60	7Bet UMi	2.0810	3950.0	74	19618	No
196	GOM_NL__2PRFIN20051130_151817_000000362043_00025_19618_8928.N1	30-NOV-2005 15:18:17	Bright	35.500	119	14Eta Dra	2.7270	4700.0	71	19618	No
197	GOM_NL__2PRFIN20051130_152258_000000372043_00025_19618_8929.N1	30-NOV-2005 15:22:58	Bright	37.000	39	85Eta UMa	1.8540	24000.	74	19618	No
198	GOM_NL__2PRFIN20051130_152552_000000332043_00025_19618_8930.N1	30-NOV-2005 15:25:52	Bright	32.500	180	27Gam Boo	3.0400	8000.0	65	19618	No
199	GOM_NL__2PRFIN20051130_152853_000000332043_00025_19618_8931.N1	30-NOV-2005 15:28:53	Bright	33.000	83		2.3780	11000.	66	19618	No
200	GOM_NL__2PRFIN20051130_153124_000000352043_00025_19618_8932.N1	30-NOV-2005 15:31:24	Bright	34.500	3	16Alp Boo	-0.050000	4250.0	69	19618	No
201	GOM_NL__2PRFIN20051130_154045_000000382043_00025_19618_8933.N1	30-NOV-2005 15:40:45	Bright	38.000	15	67Alp Vir	0.97600	28000.	76	19618	No
202	GOM_NL__2PRFIN20051130_154409_000000392043_00025_19618_8934.N1	30-NOV-2005 15:44:09	Twilight_stray	39.000	169	46Gam Hya	2.9910	4700.0	78	19618	No
203	GOM_NL__2PRFIN20051130_154740_000000402043_00025_19618_8935.N1	30-NOV-2005 15:47:40	Dark	40.000	123	lot Cen	2.7500	10200.	80	19618	No
204	GOM_NL__2PRFIN20051130_155141_000000402043_00025_19618_8936.N1	30-NOV-2005 15:51:41	Dark	40.000	64	Gam Cen	2.2000	10600.	80	19618	No
205	GOM_NL__2PRFIN20051130_155406_000000372043_00025_19618_8937.N1	30-NOV-2005 15:54:06	Dark	36.500	20	Bet Cru	1.2530	30000.	73	19618	No
206	GOM_NL__2PRFIN20051130_155516_000000382043_00026_19619_8917.N1	30-NOV-2005 15:55:16	Dark	38.000	12	Alp1Cru	0.77500	30000.	76	19619	No
207	GOM_NL__2PRFIN20051130_160046_000000392043_00026_19619_8918.N1	30-NOV-2005 16:00:46	Dark	39.000	29	Bet Car	1.6720	10200.	78	19619	No
208	GOM_NL__2PRFIN20051130_161519_000000392043_00026_19619_8919.N1	30-NOV-2005 16:15:19	Straylight	38.500	157	The1Eri	2.9060	9300.0	77	19619	No
209	GOM_NL__2PRFIN20051130_162736_000000432043_00026_19619_8920.N1	30-NOV-2005 16:27:36	Twilight_stray	42.500	94	92Alp Cet	2.5260	3100.0	85	19619	No
210	GOM_NL__2PRFIN20051130_163328_000000382043_00026_19619_8921.N1	30-NOV-2005 16:33:28	Bright	38.000	50	13Alp Ari	2.0070	4250.0	76	19619	No
211	GOM_NL__2PRFIN20051130_163635_000000342043_00026_19619_8922.N1	30-NOV-2005 16:36:35	Bright	34.000	173	4Bet Tri	3.0040	8900.0	68	19619	No
212	GOM_NL__2PRFIN20051130_163801_000000362043_00026_19619_8923.N1	30-NOV-2005 16:38:01	Bright	36.000	79	26Bet Per	2.3100	13100.	72	19619	No
213	GOM_NL__2PRFIN20051130_164039_000000372043_00026_19619_8924.N1	30-NOV-2005 16:40:39	Bright	37.000	35	33Alp Per	1.7950	6250.0	74	19619	No
214	GOM_NL__2PRFIN20051130_164353_000000352043_00026_19619_8925.N1	30-NOV-2005 16:43:53	Bright	35.000	110	37Del Cas	2.6780	8900.0	70	19619	No
215	GOM_NL__2PRFIN20051130_165137_000000352043_00026_19619_8926.N1	30-NOV-2005 16:51:37	Bright	35.000	49	1Alp UMi	1.9900	6300.0	70	19619	No
216	GOM_NL__2PRFIN20051130_165617_000000372043_00026_19619_8927.N1	30-NOV-2005 16:56:17	Bright	37.000	60	7Bet UMi	2.0810	3950.0	74	19619	No
217	GOM_NL__2PRFIN20051130_165853_000000352043_00026_19619_8928.N1	30-NOV-2005 16:58:53	Bright	35.000	119	14Eta Dra	2.7270	4700.0	70	19619	No
218	GOM_NL__2PRFIN20051130_170334_000000372043_00026_19619_8929.N1	30-NOV-2005 17:03:34	Bright	37.000	39	85Eta UMa	1.8540	24000.	74	19619	No
219	GOM_NL__2PRFIN20051130_170628_000000352043_00026_19619_8930.N1	30-NOV-2005 17:06:28	Bright	34.500	180	27Gam Boo	3.0400	8000.0	69	19619	No

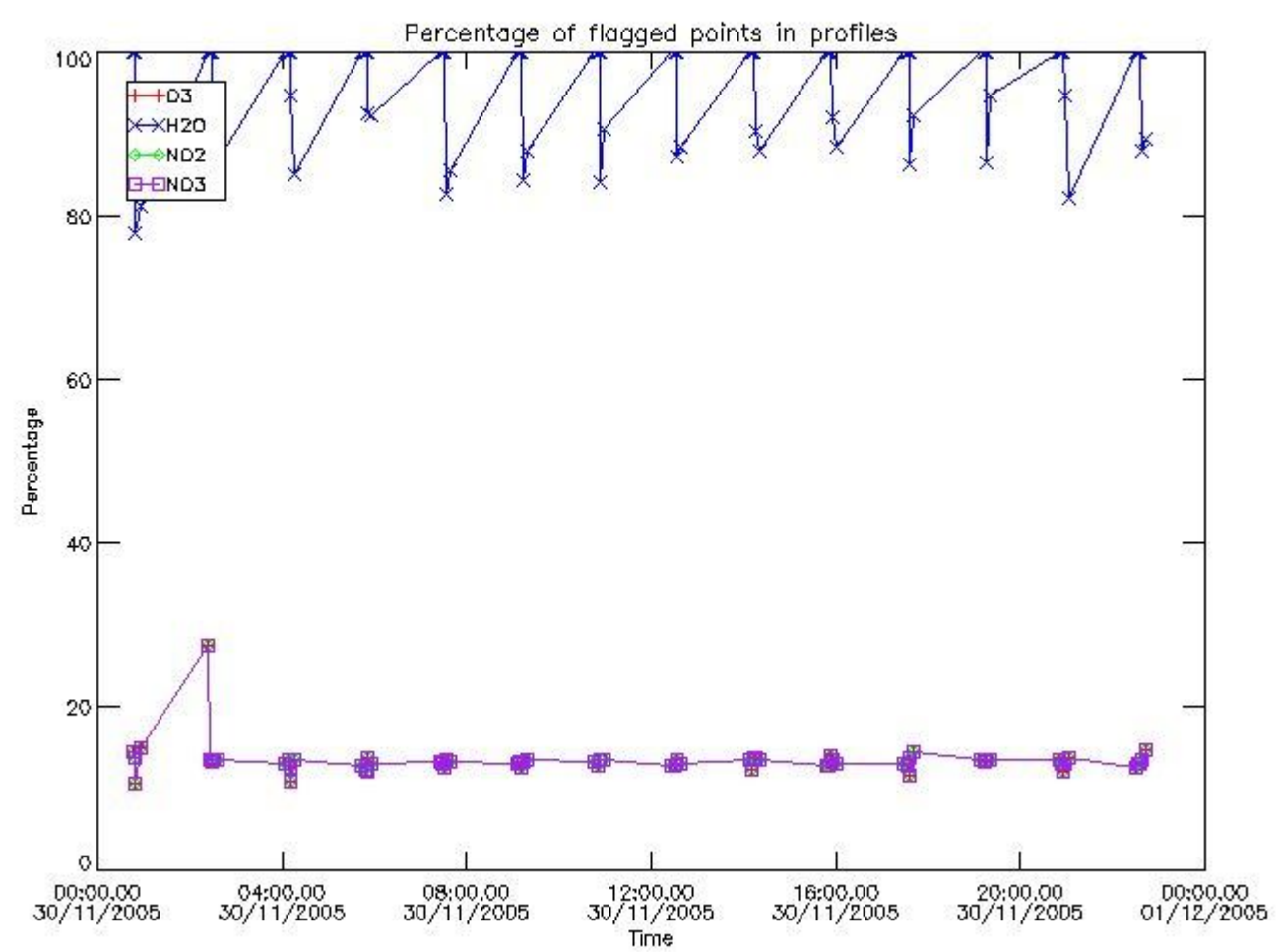
220	GOM_NL__2PRFIN20051130_170929_000000342043_00026_19619_8931.N1	30-NOV-2005 17:09:29	Bright	34.000	83		2.3780	11000.	68	19619	No
221	GOM_NL__2PRFIN20051130_171200_000000342043_00026_19619_8932.N1	30-NOV-2005 17:12:00	Bright	33.500	3	16Alp Boo	-0.050000	4250.0	67	19619	No
222	GOM_NL__2PRFIN20051130_172121_000000542043_00026_19619_8933.N1	30-NOV-2005 17:21:21	Bright	54.000	15	67Alp Vir	0.97600	28000.	108	19619	No
223	GOM_NL__2PRFIN20051130_172446_000000422043_00026_19619_8934.N1	30-NOV-2005 17:24:46	Twilight	42.000	169	46Gam Hya	2.9910	4700.0	84	19619	No
224	GOM_NL__2PRFIN20051130_172816_000000392043_00026_19619_8935.N1	30-NOV-2005 17:28:16	Dark	39.000	123	lot Cen	2.7500	10200.	78	19619	No
225	GOM_NL__2PRFIN20051130_173217_000000402043_00026_19619_8936.N1	30-NOV-2005 17:32:17	Dark	40.000	64	Gam Cen	2.2000	10600.	80	19619	No
226	GOM_NL__2PRFIN20051130_173442_000000372043_00026_19619_8937.N1	30-NOV-2005 17:34:42	Dark	37.000	20	Bet Cru	1.2530	30000.	74	19619	No
227	GOM_NL__2PRFIN20051130_173553_000000482043_00027_19620_8917.N1	30-NOV-2005 17:35:53	Dark	48.000	12	Alp1Cru	0.77500	30000.	96	19620	No
228	GOM_NL__2PRFIN20051130_174122_000000392043_00027_19620_8918.N1	30-NOV-2005 17:41:22	Dark	38.500	29	Bet Car	1.6720	10200.	77	19620	No
229	GOM_NL__2PRFIN20051130_175555_000000392043_00027_19620_8919.N1	30-NOV-2005 17:55:55	Straylight	39.000	157	The1Eri	2.9060	9300.0	78	19620	No
230	GOM_NL__2PRFIN20051130_180250_000000102043_00027_19620_8920.N1	30-NOV-2005 18:02:50	Straylight	10.000	165	34Gam Eri	2.9500	3200.0	20	19620	No
231	GOM_NL__2PRFIN20051130_180812_000000442043_00027_19620_8921.N1	30-NOV-2005 18:08:12	Twilight	44.000	94	92Alp Cet	2.5260	3100.0	88	19620	No
232	GOM_NL__2PRFIN20051130_181405_000000382043_00027_19620_8922.N1	30-NOV-2005 18:14:05	Bright	38.000	50	13Alp Ari	2.0070	4250.0	76	19620	No
233	GOM_NL__2PRFIN20051130_181711_000000352043_00027_19620_8923.N1	30-NOV-2005 18:17:11	Bright	34.500	173	4Bet Tri	3.0040	8900.0	69	19620	No
234	GOM_NL__2PRFIN20051130_181837_000000362043_00027_19620_8924.N1	30-NOV-2005 18:18:37	Bright	35.500	79	26Bet Per	2.3100	13100.	71	19620	No
235	GOM_NL__2PRFIN20051130_182114_000000352043_00027_19620_8925.N1	30-NOV-2005 18:21:14	Bright	35.000	35	33Alp Per	1.7950	6250.0	70	19620	No
236	GOM_NL__2PRFIN20051130_182429_000000352043_00027_19620_8926.N1	30-NOV-2005 18:24:29	Bright	35.000	110	37Del Cas	2.6780	8900.0	70	19620	No
237	GOM_NL__2PRFIN20051130_183213_000000362043_00027_19620_8927.N1	30-NOV-2005 18:32:13	Bright	36.000	49	1Alp UMi	1.9900	6300.0	72	19620	No
238	GOM_NL__2PRFIN20051130_183653_000000392043_00027_19620_8928.N1	30-NOV-2005 18:36:53	Bright	38.500	60	7Bet UMi	2.0810	3950.0	77	19620	No
239	GOM_NL__2PRFIN20051130_183930_000000332043_00027_19620_8929.N1	30-NOV-2005 18:39:30	Bright	33.000	119	14Eta Dra	2.7270	4700.0	66	19620	No
240	GOM_NL__2PRFIN20051130_184410_000000372043_00027_19620_8930.N1	30-NOV-2005 18:44:10	Bright	36.500	39	85Eta UMa	1.8540	24000.	73	19620	No
241	GOM_NL__2PRFIN20051130_184704_000000352043_00027_19620_8931.N1	30-NOV-2005 18:47:04	Bright	34.500	180	27Gam Boo	3.0400	8000.0	69	19620	No
242	GOM_NL__2PRFIN20051130_185005_000000352043_00027_19620_8932.N1	30-NOV-2005 18:50:05	Bright	34.500	83		2.3780	11000.	69	19620	No
243	GOM_NL__2PRFIN20051130_185236_000000342043_00027_19620_8933.N1	30-NOV-2005 18:52:36	Bright	34.000	3	16Alp Boo	-0.050000	4250.0	68	19620	No
244	GOM_NL__2PRFIN20051130_190157_000000512043_00027_19620_8934.N1	30-NOV-2005 19:01:57	Bright	50.500	15	67Alp Vir	0.97600	28000.	101	19620	No
245	GOM_NL__2PRFIN20051130_190522_000000422043_00027_19620_8935.N1	30-NOV-2005 19:05:22	Twilight	42.000	169	46Gam Hya	2.9910	4700.0	84	19620	No
246	GOM_NL__2PRFIN20051130_190853_000000382043_00027_19620_8936.N1	30-NOV-2005 19:08:53	Dark	37.500	123	lot Cen	2.7500	10200.	75	19620	No
247	GOM_NL__2PRFIN20051130_191253_000000392043_00027_19620_8937.N1	30-NOV-2005 19:12:53	Dark	38.500	64	Gam Cen	2.2000	10600.	77	19620	No
248	GOM_NL__2PRFIN20051130_191518_000000382043_00027_19620_8938.N1	30-NOV-2005 19:15:18	Dark	37.500	20	Bet Cru	1.2530	30000.	75	19620	No
249	GOM_NL__2PRFIN20051130_191629_000000422043_00028_19621_8918.N1	30-NOV-2005 19:16:29	Dark	41.500	12	Alp1Cru	0.77500	30000.	83	19621	No
250	GOM_NL__2PRFIN20051130_192158_000000372043_00028_19621_8919.N1	30-NOV-2005 19:21:58	Dark	37.000	29	Bet Car	1.6720	10200.	74	19621	No
251	GOM_NL__2PRFIN20051130_193631_000000392043_00028_19621_8920.N1	30-NOV-2005 19:36:31	Straylight	39.000	157	The1Eri	2.9060	9300.0	78	19621	No
252	GOM_NL__2PRFIN20051130_194326_000000102043_00028_19621_8921.N1	30-NOV-2005 19:43:26	Straylight	10.000	165	34Gam Eri	2.9500	3200.0	20	19621	No
253	GOM_NL__2PRFIN20051130_194848_000000452043_00028_19621_8922.N1	30-NOV-2005 19:48:48	Twilight	45.000	94	92Alp Cet	2.5260	3100.0	90	19621	No
254	GOM_NL__2PRFIN20051130_195441_000000402043_00028_19621_8923.N1	30-NOV-2005 19:54:41	Bright	39.500	50	13Alp Ari	2.0070	4250.0	79	19621	No
255	GOM_NL__2PRFIN20051130_195747_000000342043_00028_19621_8924.N1	30-NOV-2005 19:57:47	Bright	34.000	173	4Bet Tri	3.0040	8900.0	68	19621	No
256	GOM_NL__2PRFIN20051130_195913_000000362043_00028_19621_8925.N1	30-NOV-2005 19:59:13	Bright	36.000	79	26Bet Per	2.3100	13100.	72	19621	No
257	GOM_NL__2PRFIN20051130_200150_000000362043_00028_19621_8926.N1	30-NOV-2005 20:01:50	Bright	36.000	35	33Alp Per	1.7950	6250.0	72	19621	No
258	GOM_NL__2PRFIN20051130_200505_000000362043_00028_19621_8927.N1	30-NOV-2005 20:05:05	Bright	36.000	110	37Del Cas	2.6780	8900.0	72	19621	No
259	GOM_NL__2PRFIN20051130_201249_000000362043_00028_19621_8928.N1	30-NOV-2005 20:12:49	Bright	35.500	49	1Alp UMi	1.9900	6300.0	71	19621	No
260	GOM_NL__2PRFIN20051130_201729_000000322043_00028_19621_8929.N1	30-NOV-2005 20:17:29	Bright	31.500	60	7Bet UMi	2.0810	3950.0	63	19621	No
261	GOM_NL__2PRFIN20051130_202006_000000332043_00028_19621_8930.N1	30-NOV-2005 20:20:06	Bright	32.500	119	14Eta Dra	2.7270	4700.0	65	19621	No
262	GOM_NL__2PRFIN20051130_202446_000000372043_00028_19621_8931.N1	30-NOV-2005 20:24:46	Bright	36.500	39	85Eta UMa	1.8540	24000.	73	19621	No
263	GOM_NL__2PRFIN20051130_202740_000000352043_00028_19621_8932.N1	30-NOV-2005 20:27:40	Bright	35.000	180	27Gam Boo	3.0400	8000.0	70	19621	No
264	GOM_NL__2PRFIN20051130_203041_000000342043_00028_19621_8933.N1	30-NOV-2005 20:30:41	Bright	34.000	83		2.3780	11000.	68	19621	No
265	GOM_NL__2PRFIN20051130_203312_000000342043_00028_19621_8934.N1	30-NOV-2005 20:33:12	Bright	34.000	3	16Alp Boo	-0.050000	4250.0	68	19621	No
266	GOM_NL__2PRFIN20051130_204234_000000402043_00028_19621_8935.N1	30-NOV-2005 20:42:34	Bright	40.000	15	67Alp Vir	0.97600	28000.	80	19621	No
267	GOM_NL__2PRFIN20051130_204558_000000392043_00028_19621_8936.N1	30-NOV-2005 20:45:58	Twilight	39.000	169	46Gam Hya	2.9910	4700.0	78	19621	No
268	GOM_NL__2PRFIN20051130_204929_000000382043_00028_19621_8937.N1	30-NOV-2005 20:49:29	Dark	37.500	123	lot Cen	2.7500	10200.	75	19621	No
269	GOM_NL__2PRFIN20051130_205330_000000392043_00028_19621_8938.N1	30-NOV-2005 20:53:30	Dark	39.000	64	Gam Cen	2.2000	10600.	78	19621	No
270	GOM_NL__2PRFIN20051130_205554_000000422043_00028_19621_8939.N1	30-NOV-2005 20:55:54	Dark	42.000	20	Bet Cru	1.2530	30000.	84	19621	No
271	GOM_NL__2PRFIN20051130_205705_000000392043_00029_19622_8918.N1	30-NOV-2005 20:57:05	Dark	39.000	12	Alp1Cru	0.77500	30000.	78	19622	No
272	GOM_NL__2PRFIN20051130_210235_000000372043_00029_19622_8919.N1	30-NOV-2005 21:02:35	Dark	36.500	29	Bet Car	1.6720	10200.	73	19622	No
273	GOM_NL__2PRFIN20051130_211707_000000372043_00029_19622_8920.N1	30-NOV-2005 21:17:07	Straylight	37.000	157	The1Eri	2.9060	9300.0	74	19622	No
274	GOM_NL__2PRFIN20051130_212402_000000212043_00029_19622_8921.N1	30-NOV-2005 21:24:02	Straylight	21.000	165	34Gam Eri	2.9500	3200.0	42	19622	No
275	GOM_NL__2PRFIN20051130_212924_000000462043_00029_19622_8922.N1	30-NOV-2005 21:29:24	Twilight	46.000	94	92Alp Cet	2.5260	3100.0	92	19622	No
276	GOM_NL__2PRFIN20051130_213517_000000382043_00029_19622_8923.N1	30-NOV-2005 21:35:17	Bright	37.500	50	13Alp Ari	2.0070	4250.0	75	19622	No
277	GOM_NL__2PRFIN20051130_213824_000000342043_00029_19622_8924.N1	30-NOV-2005 21:38:24	Bright	34.000	173	4Bet Tri	3.0040	8900.0	68	19622	No
278	GOM_NL__2PRFIN20051130_213949_000000362043_00029_19622_8925.N1	30-NOV-2005 21:39:49	Bright	35.500	79	26Bet Per	2.3100	13100.	71	19622	No

279	GOM_NL__2PRFIN20051130_214226_000000372043_00029_19622_8926.N1	30-NOV-2005 21:42:26	Bright	36.500	35	33Alp Per	1.7950	6250.0	73	19622	No
280	GOM_NL__2PRFIN20051130_214541_000000352043_00029_19622_8927.N1	30-NOV-2005 21:45:41	Bright	34.500	110	37Del Cas	2.6780	8900.0	69	19622	No
281	GOM_NL__2PRFIN20051130_215325_000000362043_00029_19622_8928.N1	30-NOV-2005 21:53:25	Bright	36.000	49	1Alp UMi	1.9900	6300.0	72	19622	No
282	GOM_NL__2PRFIN20051130_215805_000000372043_00029_19622_8929.N1	30-NOV-2005 21:58:05	Bright	36.500	60	7Bet UMi	2.0810	3950.0	73	19622	No
283	GOM_NL__2PRFIN20051130_220042_000000362043_00029_19622_8930.N1	30-NOV-2005 22:00:42	Bright	36.000	119	14Eta Dra	2.7270	4700.0	72	19622	No
284	GOM_NL__2PRFIN20051130_220522_000000372043_00029_19622_8931.N1	30-NOV-2005 22:05:22	Bright	37.000	39	85Eta UMa	1.8540	24000.	74	19622	No
285	GOM_NL__2PRFIN20051130_220816_000000342043_00029_19622_8932.N1	30-NOV-2005 22:08:16	Bright	33.500	180	27Gam Boo	3.0400	8000.0	67	19622	No
286	GOM_NL__2PRFIN20051130_221117_000000342043_00029_19622_8933.N1	30-NOV-2005 22:11:17	Bright	33.500	83		2.3780	11000.	67	19622	No
287	GOM_NL__2PRFIN20051130_221348_000000352043_00029_19622_8934.N1	30-NOV-2005 22:13:48	Bright	34.500	3	16Alp Boo	-0.050000	4250.0	69	19622	No
288	GOM_NL__2PRFIN20051130_222310_000000482043_00029_19622_8935.N1	30-NOV-2005 22:23:10	Bright	47.500	15	67Alp Vir	0.97600	28000.	95	19622	No
289	GOM_NL__2PRFIN20051130_222635_000000432043_00029_19622_8936.N1	30-NOV-2005 22:26:35	Twilight	42.500	169	46Gam Hya	2.9910	4700.0	85	19622	No
290	GOM_NL__2PRFIN20051130_223005_000000412043_00029_19622_8937.N1	30-NOV-2005 22:30:05	Dark	41.000	123	1ot Cen	2.7500	10200.	82	19622	No
291	GOM_NL__2PRFIN20051130_223406_000000402043_00029_19622_8938.N1	30-NOV-2005 22:34:06	Dark	39.500	64	Gam Cen	2.2000	10600.	79	19622	No
292	GOM_NL__2PRFIN20051130_223630_000000392043_00029_19622_8939.N1	30-NOV-2005 22:36:30	Dark	39.000	20	Bet Cru	1.2530	30000.	78	19622	No
293	GOM_NL__2PRFIN20051130_223741_000000382043_00030_19623_8918.N1	30-NOV-2005 22:37:41	Dark	38.000	12	Alp1Cru	0.77500	30000.	76	19623	No
294	GOM_NL__2PRFIN20051130_224311_000000382043_00030_19623_8919.N1	30-NOV-2005 22:43:11	Dark	38.000	29	Bet Car	1.6720	10200.	76	19623	No
295	GOM_NL__2PRFIN20051130_225743_000000412043_00030_19623_8920.N1	30-NOV-2005 22:57:43	Straylight	40.500	157	The1Eri	2.9060	9300.0	81	19623	No
296	GOM_NL__2PRFIN20051130_230438_000000212043_00030_19623_8921.N1	30-NOV-2005 23:04:38	Straylight	21.000	165	34Gam Eri	2.9500	3200.0	42	19623	No
297	GOM_NL__2PRFIN20051130_231000_000000442043_00030_19623_8922.N1	30-NOV-2005 23:10:00	Twilight	43.500	94	92Alp Cet	2.5260	3100.0	87	19623	No
298	GOM_NL__2PRFIN20051130_231553_000000392043_00030_19623_8923.N1	30-NOV-2005 23:15:53	Bright	39.000	50	13Alp Ari	2.0070	4250.0	78	19623	No
299	GOM_NL__2PRFIN20051130_231859_000000342043_00030_19623_8924.N1	30-NOV-2005 23:18:59	Bright	34.000	173	4Bet Tri	3.0040	8900.0	68	19623	No
300	GOM_NL__2PRFIN20051130_232024_000000352043_00030_19623_8925.N1	30-NOV-2005 23:20:24	Bright	35.000	79	26Bet Per	2.3100	13100.	70	19623	No
301	GOM_NL__2PRFIN20051130_232302_000000372043_00030_19623_8926.N1	30-NOV-2005 23:23:02	Bright	37.000	35	33Alp Per	1.7950	6250.0	74	19623	No
302	GOM_NL__2PRFIN20051130_232617_000000342043_00030_19623_8927.N1	30-NOV-2005 23:26:17	Bright	33.500	110	37Del Cas	2.6780	8900.0	67	19623	No
303	GOM_NL__2PRFIN20051130_233401_000000362043_00030_19623_8928.N1	30-NOV-2005 23:34:01	Bright	36.000	49	1Alp UMi	1.9900	6300.0	72	19623	No
304	GOM_NL__2PRFIN20051130_233841_000000362043_00030_19623_8929.N1	30-NOV-2005 23:38:41	Bright	36.000	60	7Bet UMi	2.0810	3950.0	72	19623	No
305	GOM_NL__2PRFIN20051130_234118_000000342043_00030_19623_8930.N1	30-NOV-2005 23:41:18	Bright	33.500	119	14Eta Dra	2.7270	4700.0	67	19623	No
306	GOM_NL__2PRFIN20051130_234558_000000352043_00030_19623_8931.N1	30-NOV-2005 23:45:58	Bright	35.000	39	85Eta UMa	1.8540	24000.	70	19623	No
307	GOM_NL__2PRFIN20051130_234852_000000342043_00030_19623_8932.N1	30-NOV-2005 23:48:52	Bright	34.000	180	27Gam Boo	3.0400	8000.0	68	19623	No
308	GOM_NL__2PRFIN20051130_235153_000000342043_00030_19623_8933.N1	30-NOV-2005 23:51:53	Bright	34.000	83		2.3780	11000.	68	19623	No
309	GOM_NL__2PRFIN20051130_235424_000000332043_00030_19623_8934.N1	30-NOV-2005 23:54:24	Bright	33.000	3	16Alp Boo	-0.050000	4250.0	66	19623	No

3. Quality information per product

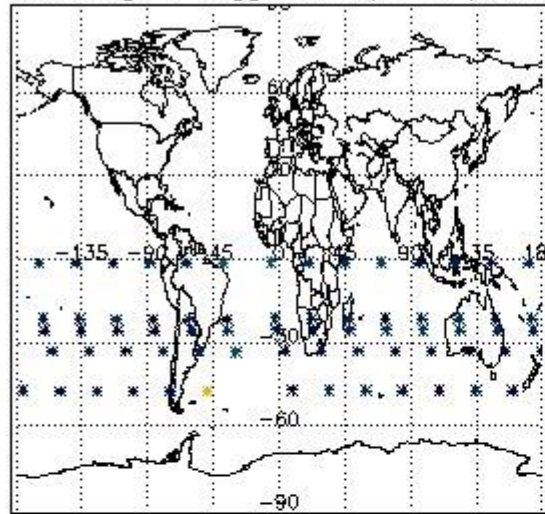
In this section it is plotted some information contained in the Quality Summary data set of the level 2 products. Only products in dark limb conditions and without errors (error flag in the MPH set to "0") are used.

3.1 Plot quality information per product (time dependant)

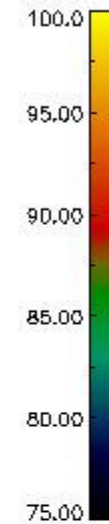
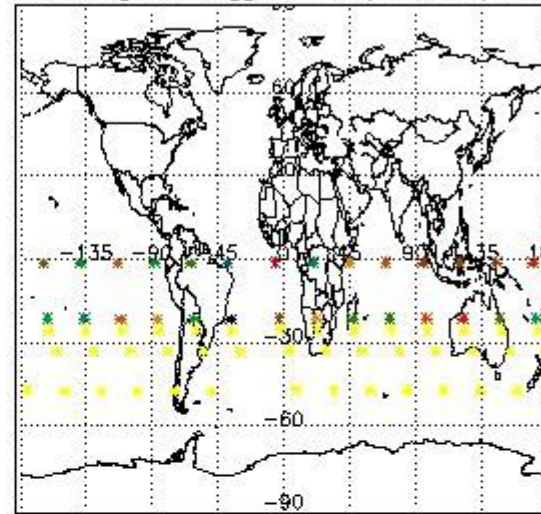


3.2 Plot quality information per product (world map)

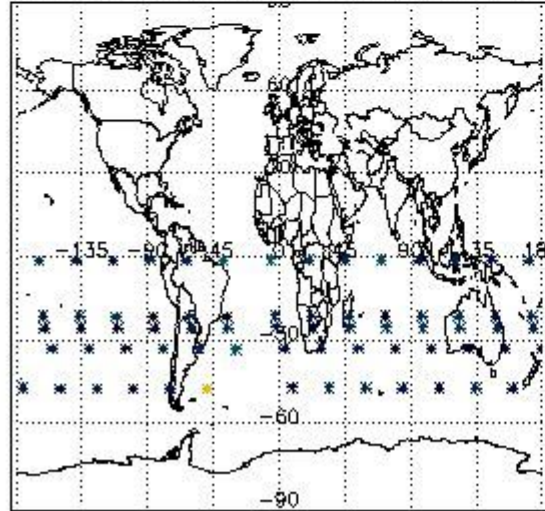
Percentage of flagged data per O3 profile



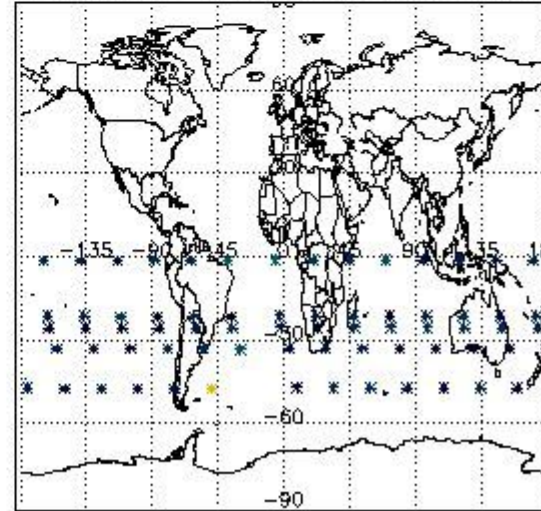
Percentage of flagged data per H2O profile



Percentage of flagged data per NO2 profile



Percentage of flagged data per NO3 profile

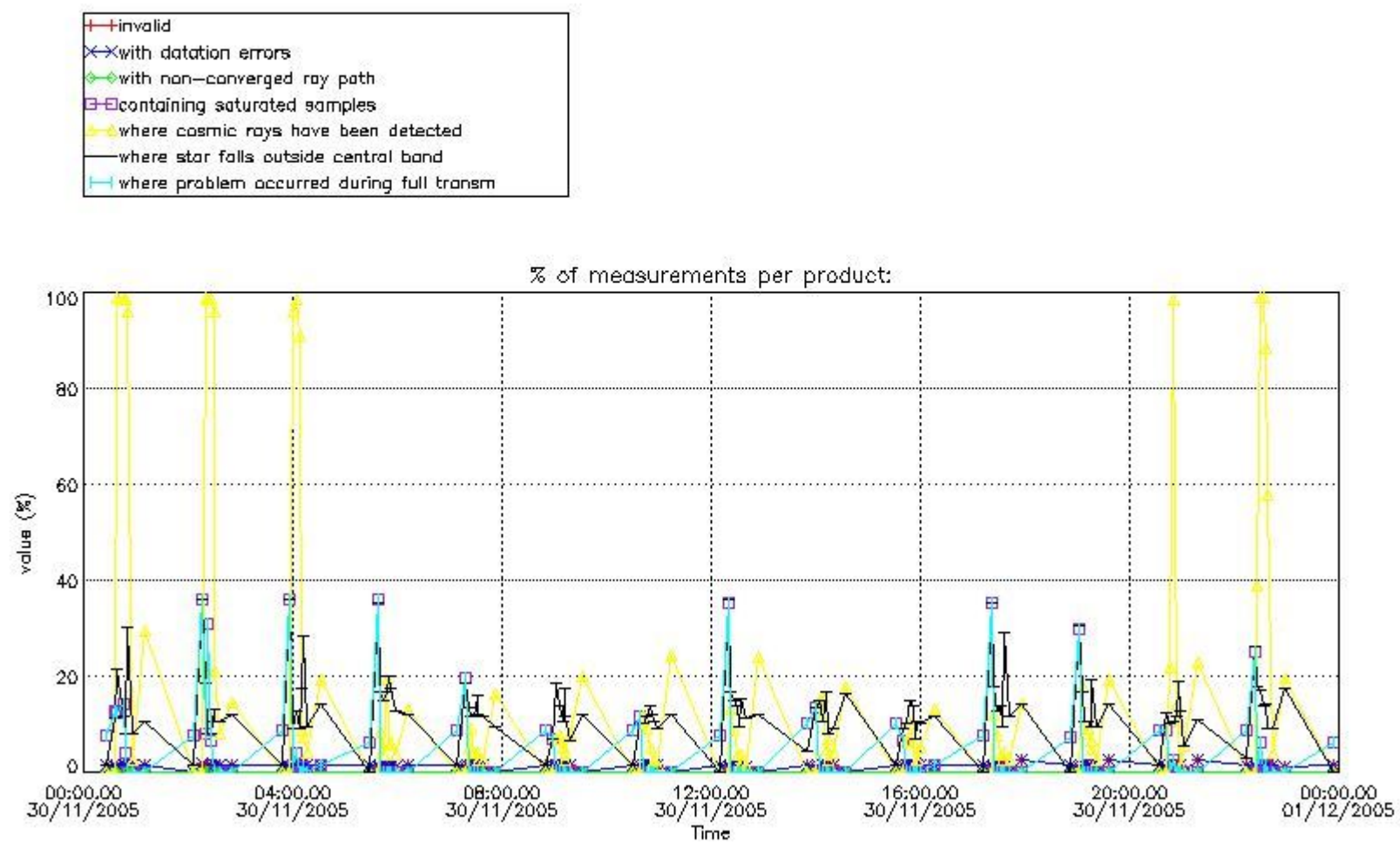


4. Level 1 quality information per product

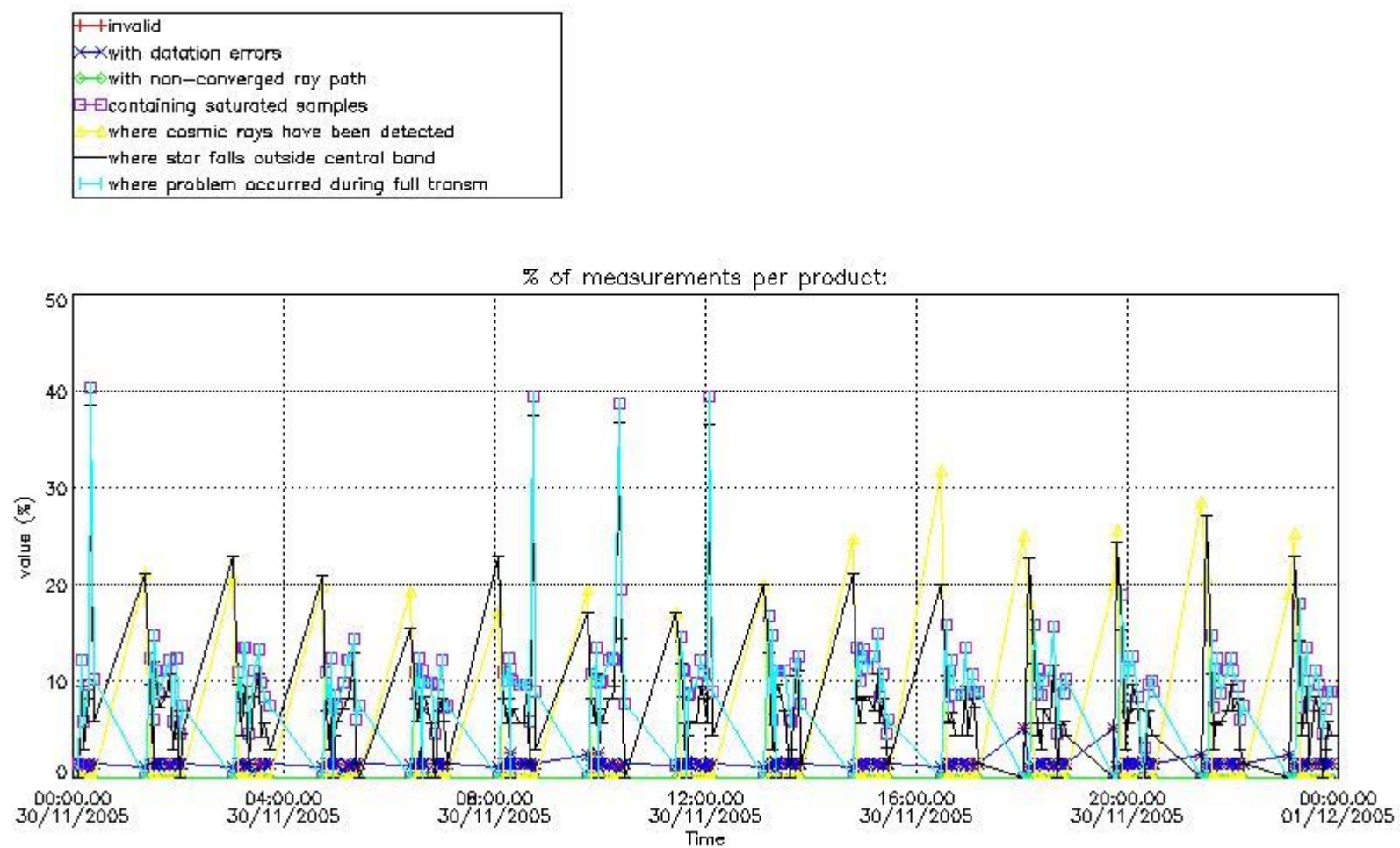
In this section it is plotted some information contained in the Quality Summary data set of the level 2 products that comes from the level 1b processing. Products without errors (error flag in the MPH set to "0") are used.

4.1 Plot quality information per product (time dependant) coming from level 1b processing

4.1.1 Plot level 1 quality information per product (time dependant): ENVISAT ASCENDING passes



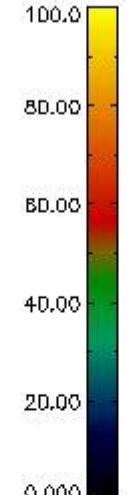
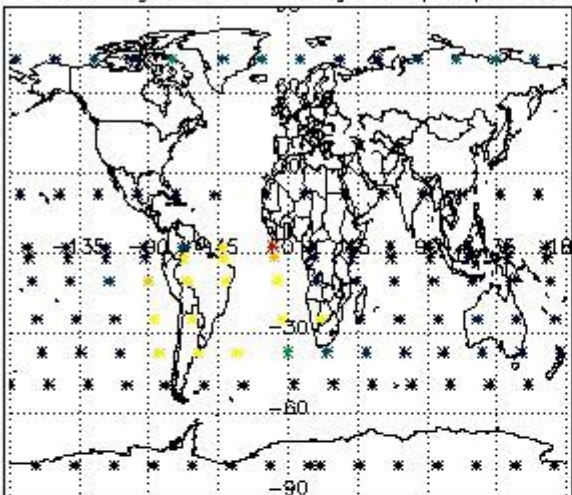
4.1.2 Plot level 1 quality information per product (time dependant): ENVISAT DESCENDING passes



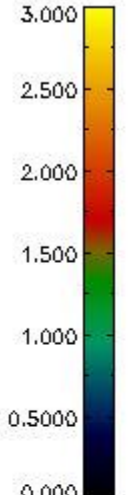
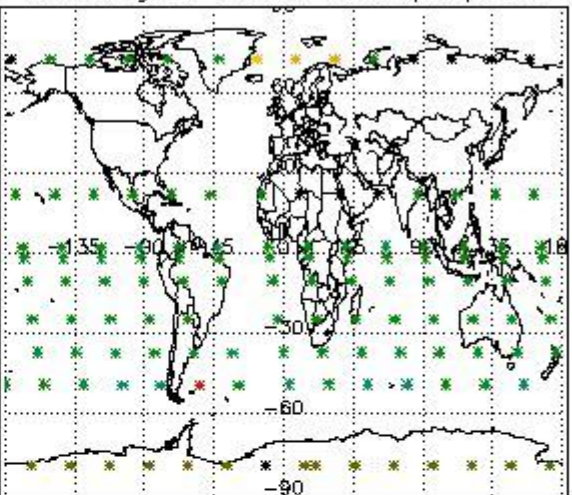
4.2 Plot quality information per product coming from level 1b processing (world map)

4.2.1 Plot level 1 quality information per product (world map): ENVISAT ASCENDING passes

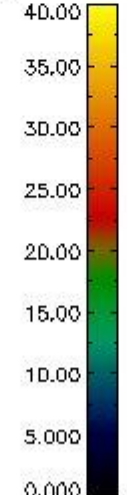
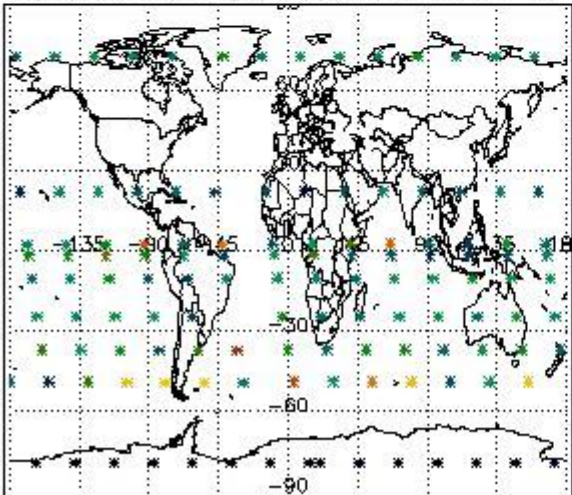
Percentage of cosmic ray hits per profile



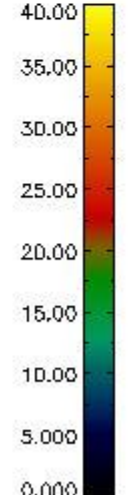
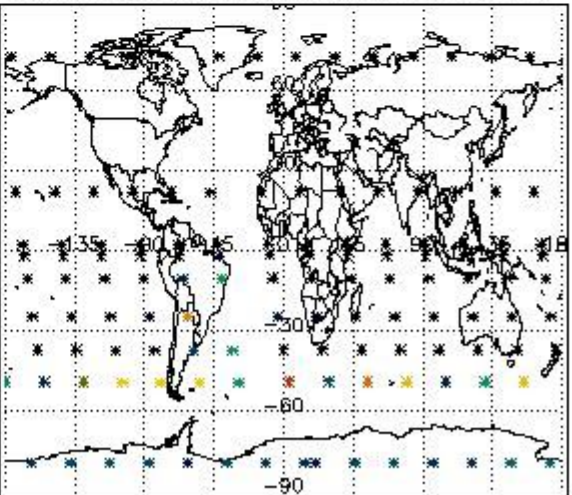
Percentage of datation errors per profile



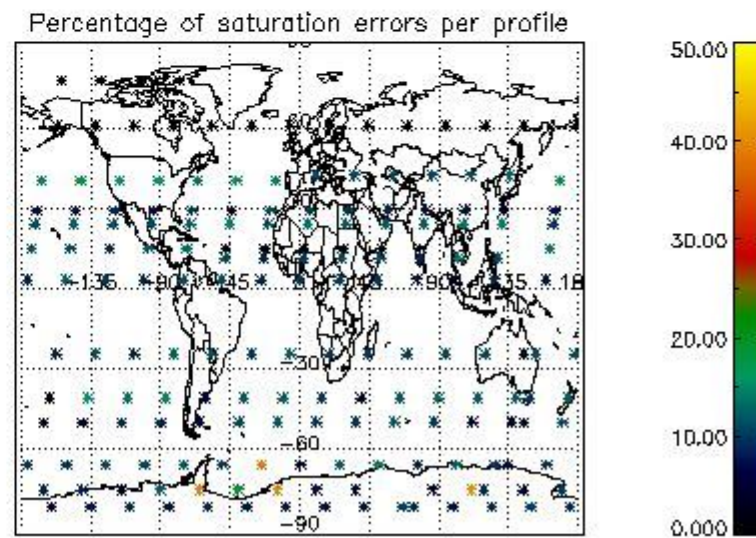
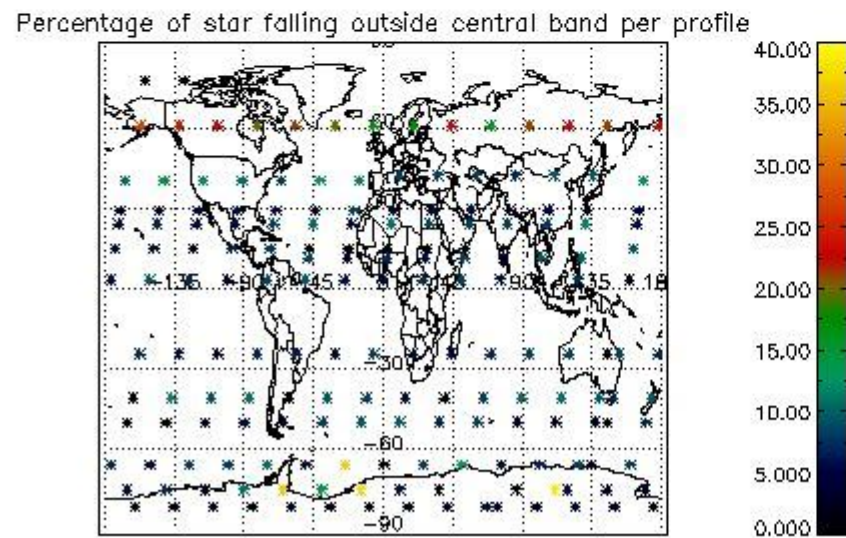
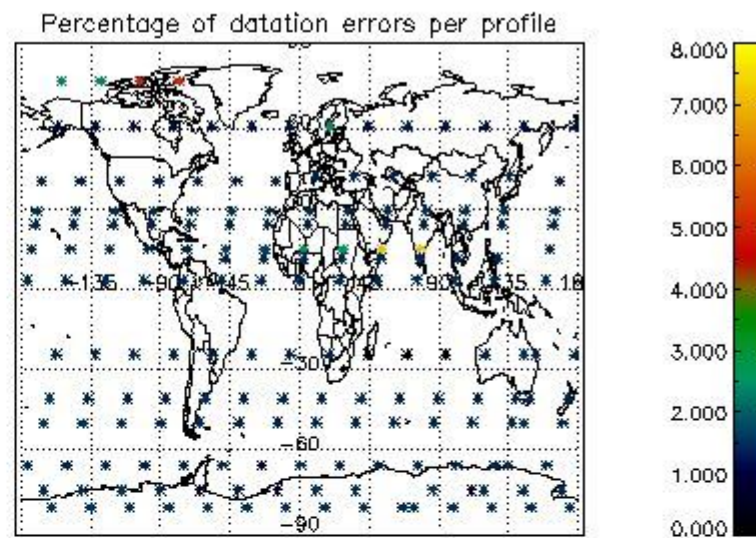
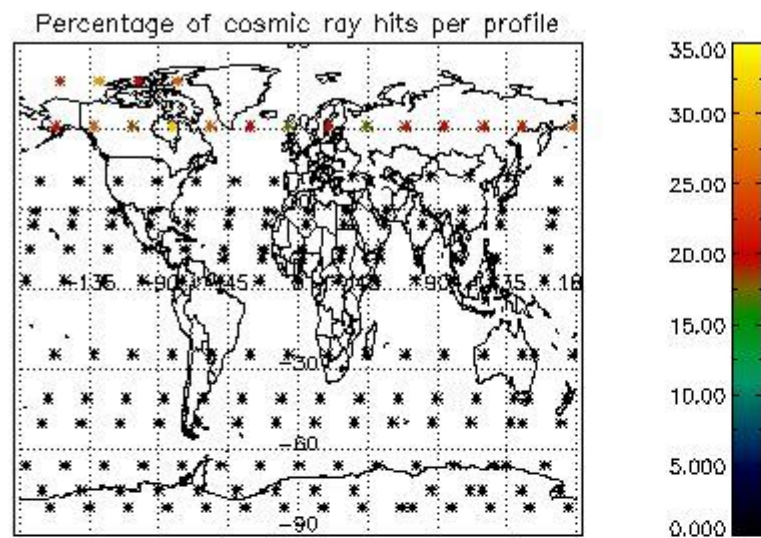
Percentage of star falling outside central band per profile



Percentage of saturation errors per profile



4.2.2 Plot level 1 quality information per product (world map): ENVISAT DESCENDING passes



5. Trace gas profiles

5.1 Ozone statistics based on quality of products

The final quality of the products can be "measured" using the STD (Standard Deviation) attached to every point profile. This information is written to the parameter GOM_NL__2P/NL_LOCAL_SPECIES_DENSITY/o3_std of the level 2 products. The table below shows the statistics for given STD ranges.

The statistics are given with respect to the overall valid production:

- Products without fatal errors: GOM_NL__2P/MPH/PRODUCT_ERR=0
- Valid point profile: GOM_NL__2P/NL_LOCAL_SPECIES_DENSITY/pcd(0)=0

The 'Criteria' is applied to valid points of dark limb products:

- Products in dark limb illumination condition: GOM_NL__2P/NL_SUMMARY_QUALITY/obs_ill_cond=0
- Products without fatal errors: GOM_NL__2P/MPH/PRODUCT_ERR=0
- Valid point profile: GOM_NL__2P/NL_LOCAL_SPECIES_DENSITY/pcd(0)=0

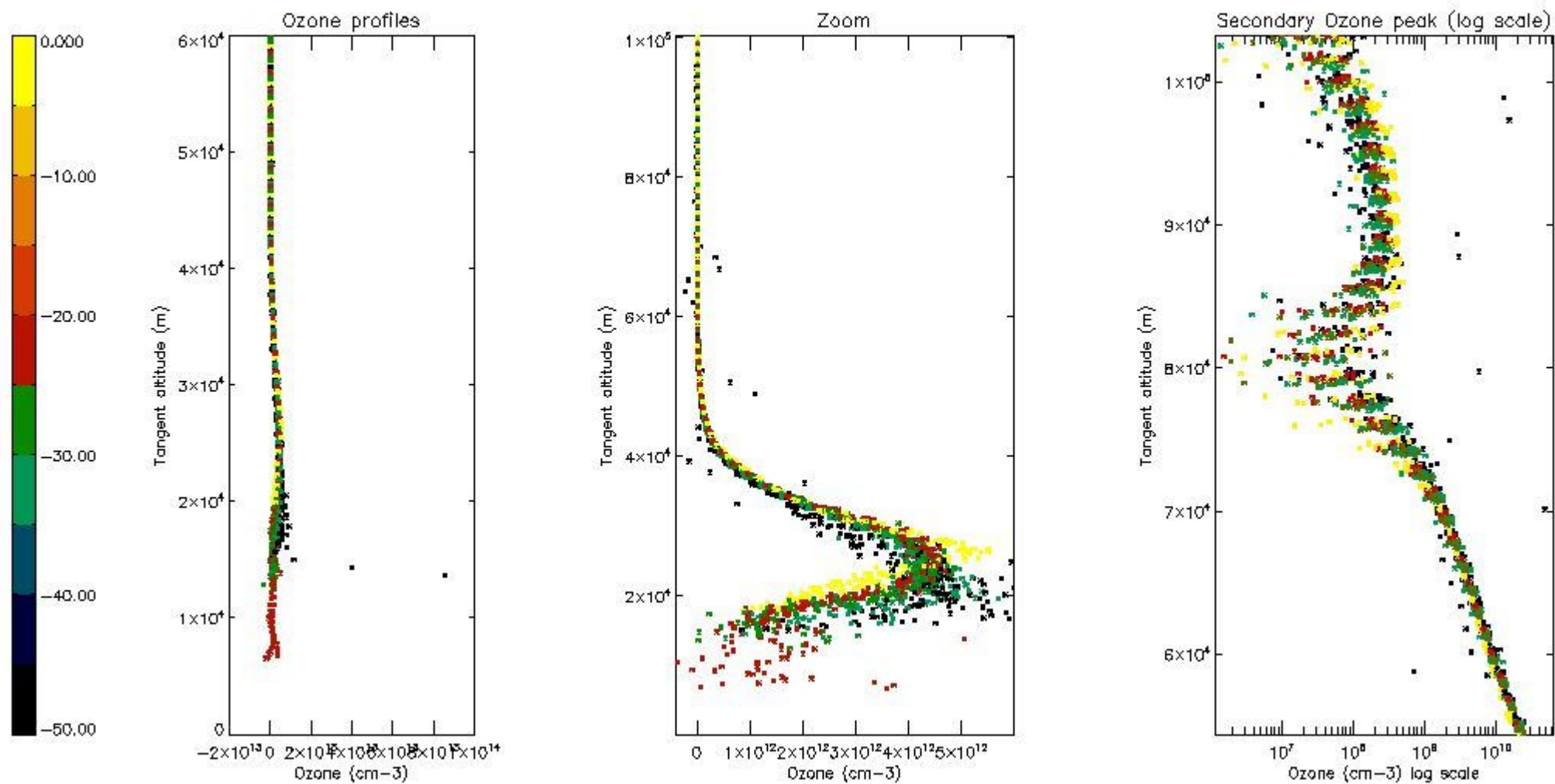
So, the table below shows the percentage of dark limb and valid observations for each criteria with respect to the overall valid daily observations.

Criteria	% of total production
All STD	24
STD < 20	16

STD < 10	14
STD < 5	9

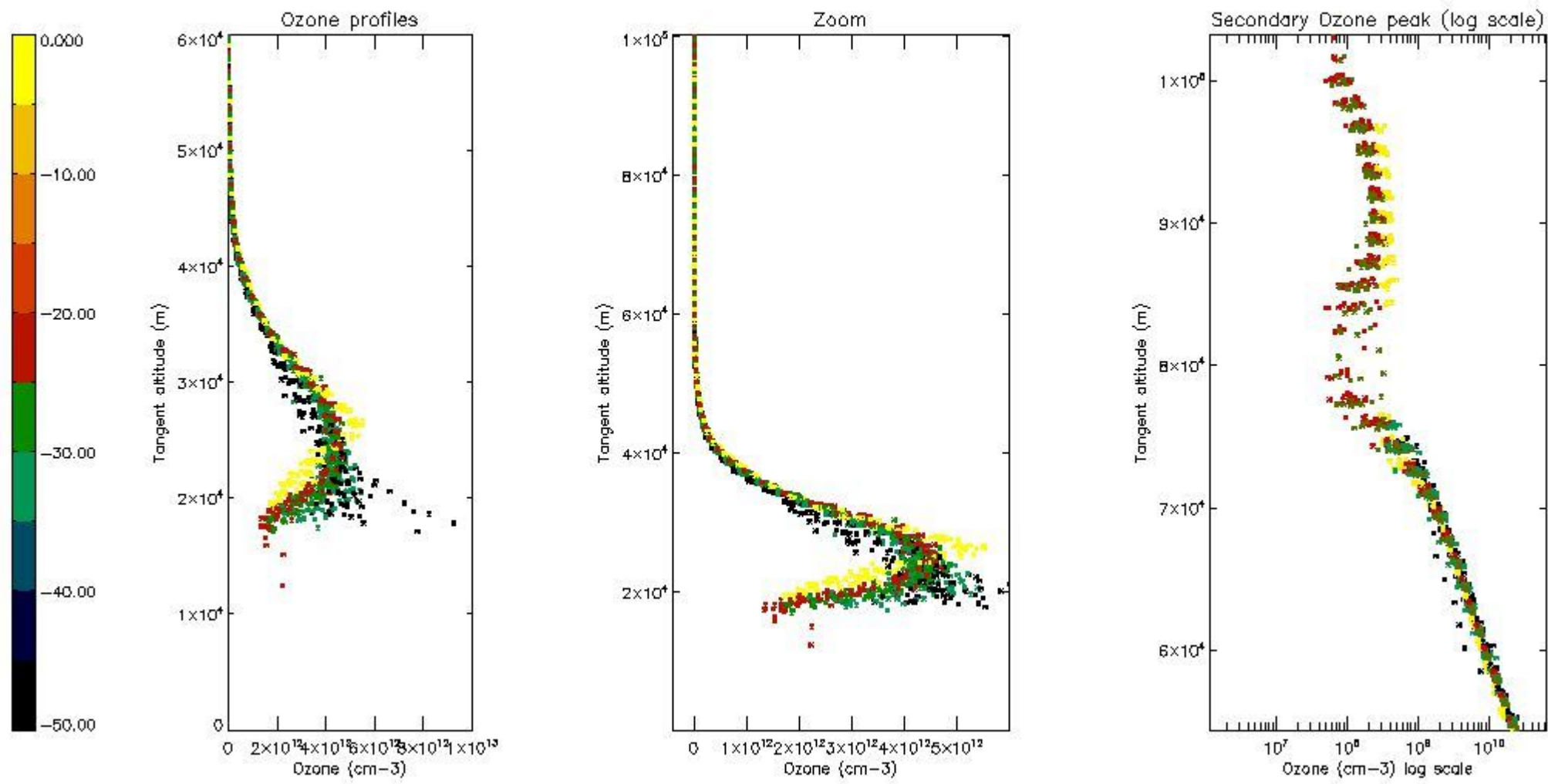
5.2 Plot ozone profiles for all STD (dark without errors)

The colorbar represents the latitude.



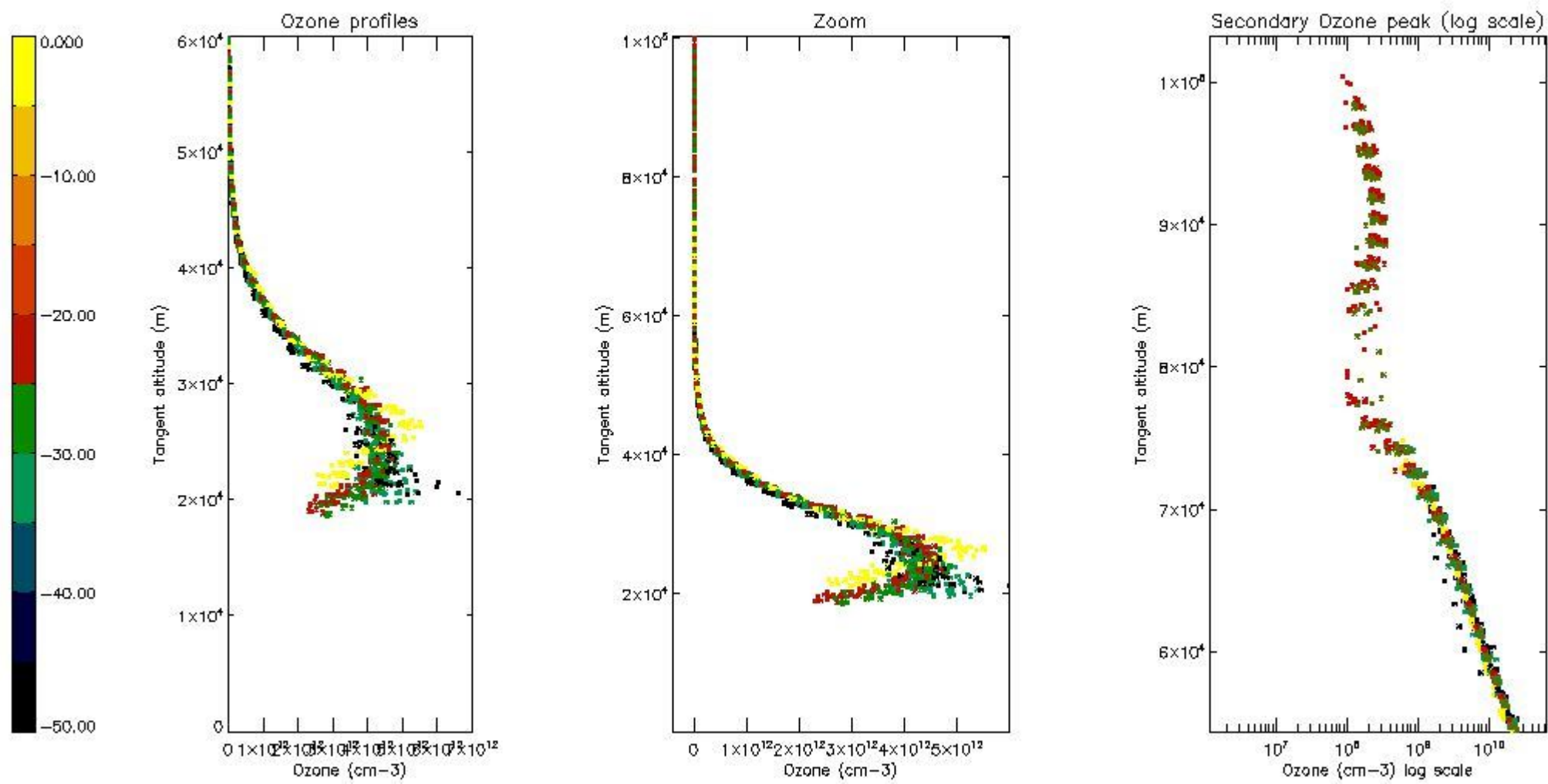
5.3 Plot ozone profiles where STD < 20% (dark without errors)

The colorbar represents the latitude.



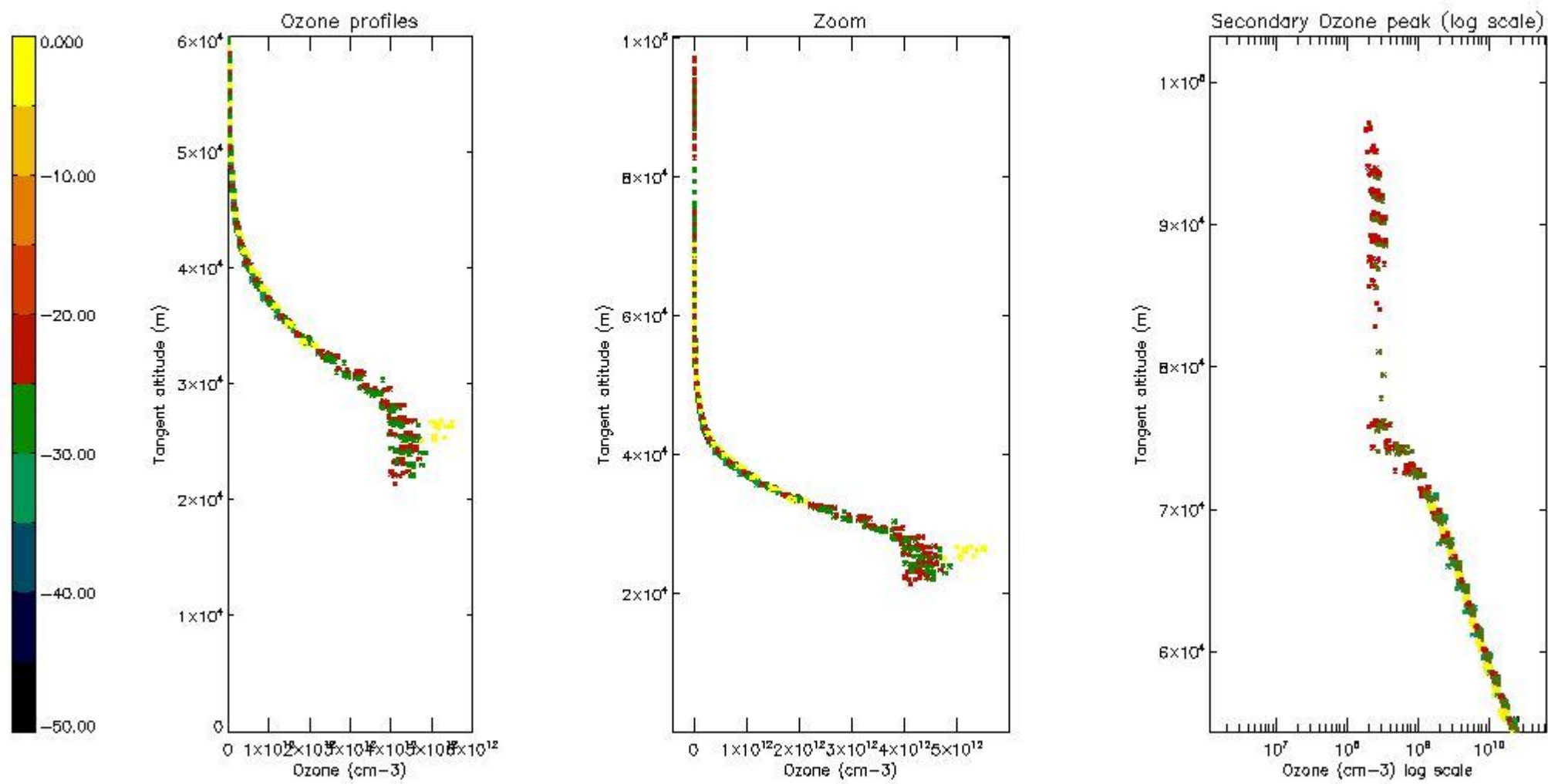
5.4 Plot ozone profiles where STD < 10% (dark without errors)

The colorbar represents the latitude.



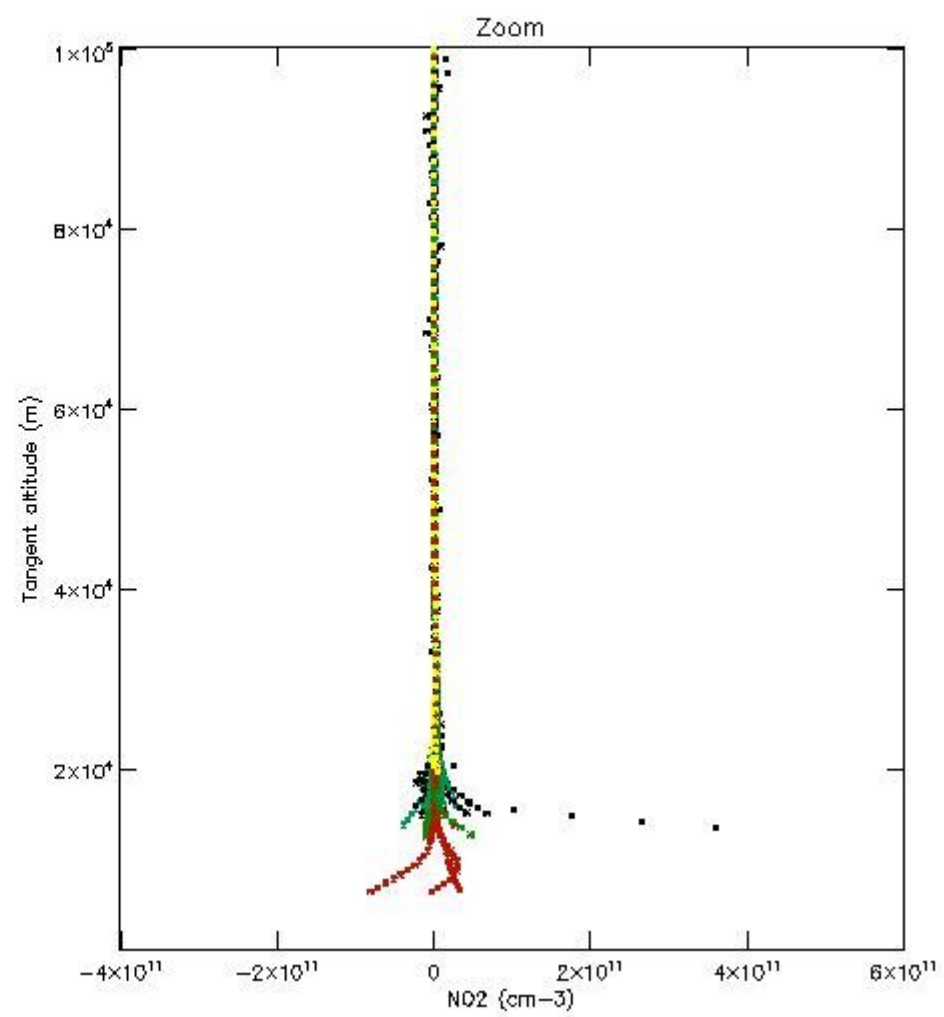
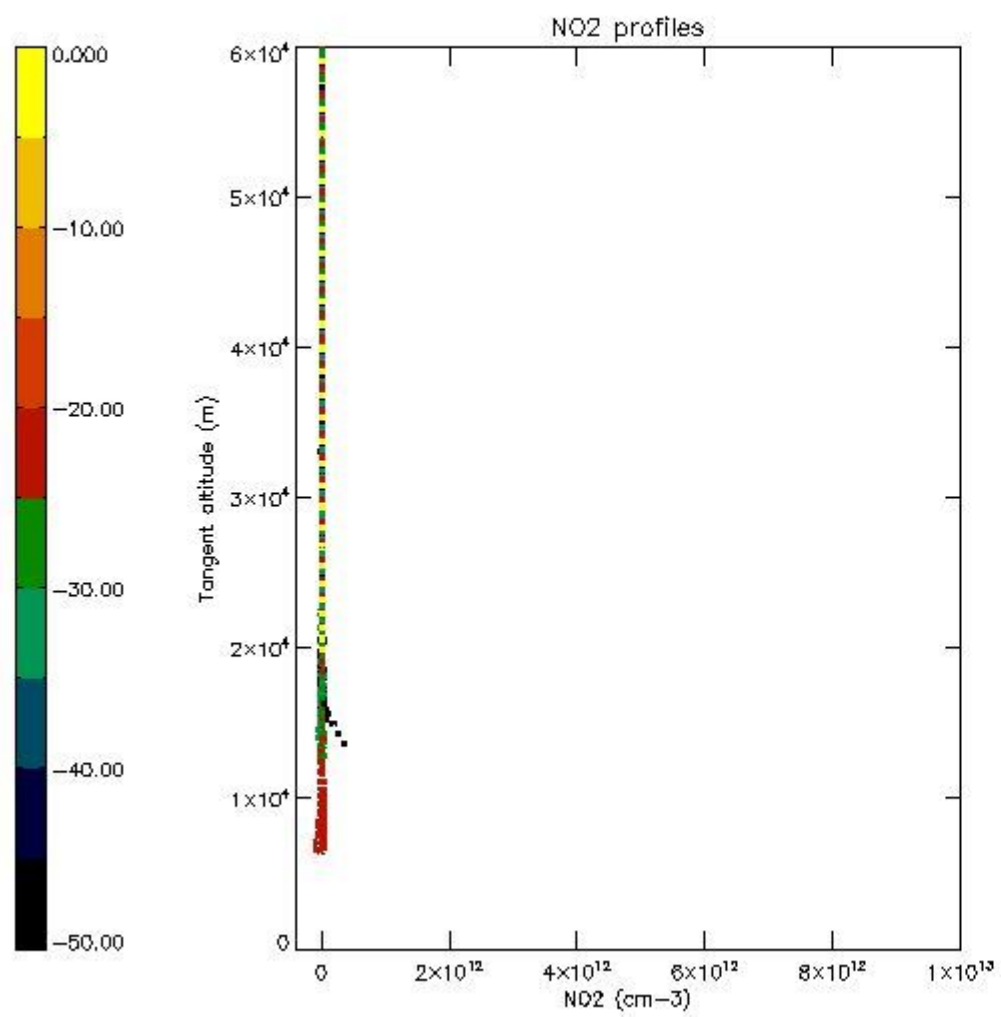
5.5 Plot ozone profiles where STD < 5% (dark without errors)

The colorbar represents the latitude.



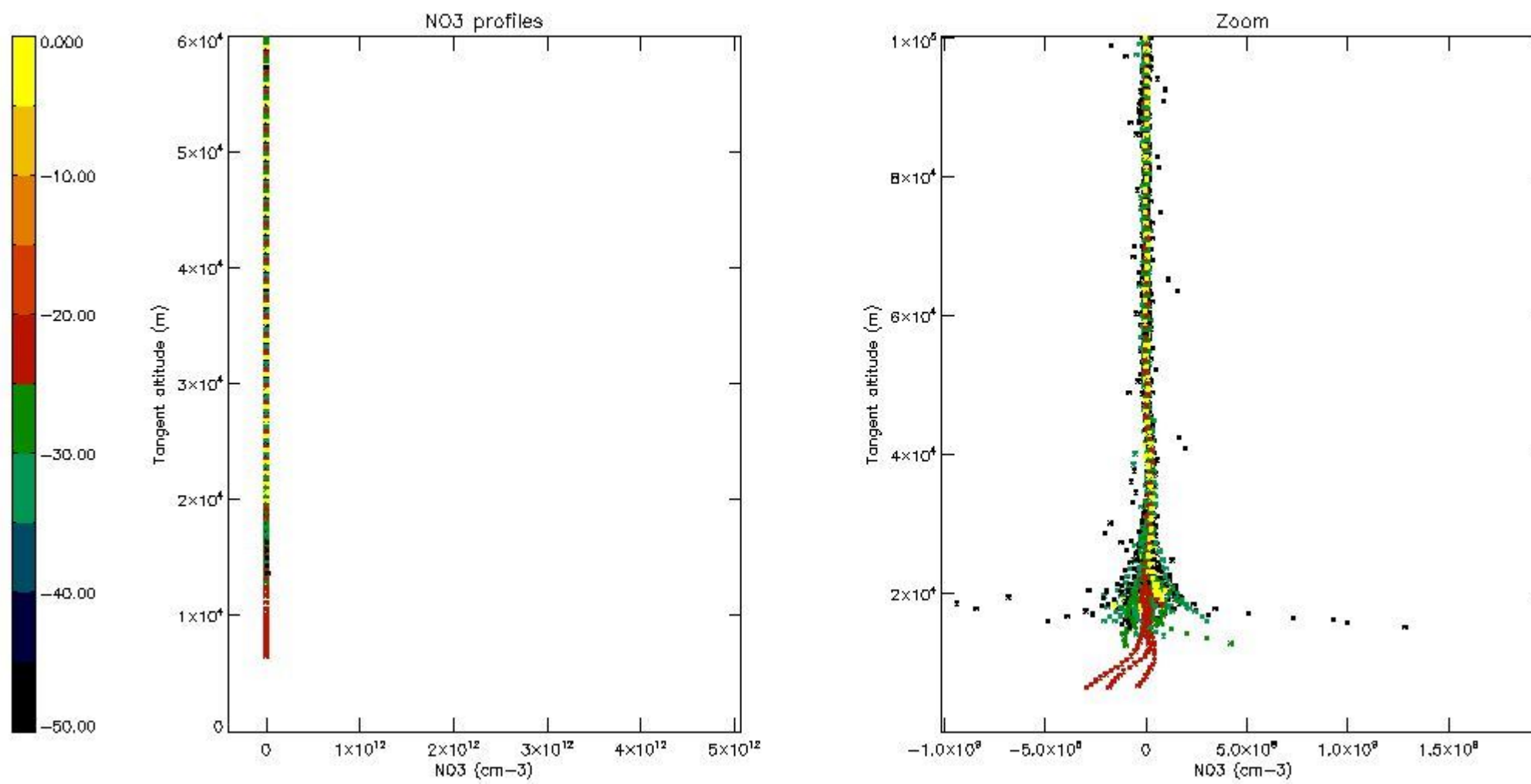
5.6 Plot NO₂ profiles for all STD (dark without errors)

The colorbar represents the latitude.



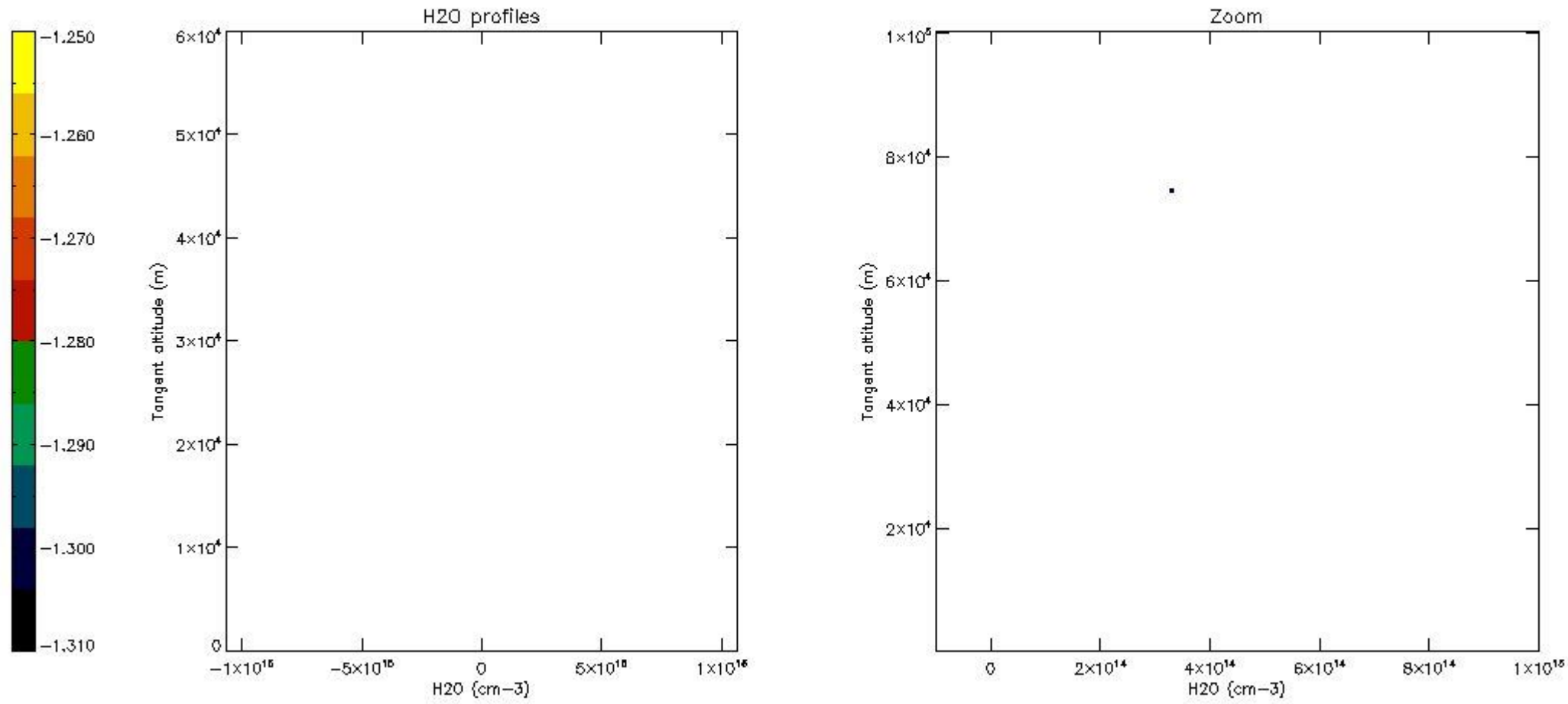
5.7 Plot NO3 profiles for all STD (dark without errors)

The colorbar represents the latitude.



5.8 Plot H2O profiles for all STD (only for occultations of stars 1,2,3,4,13,14,16,26,63 dark without errors)

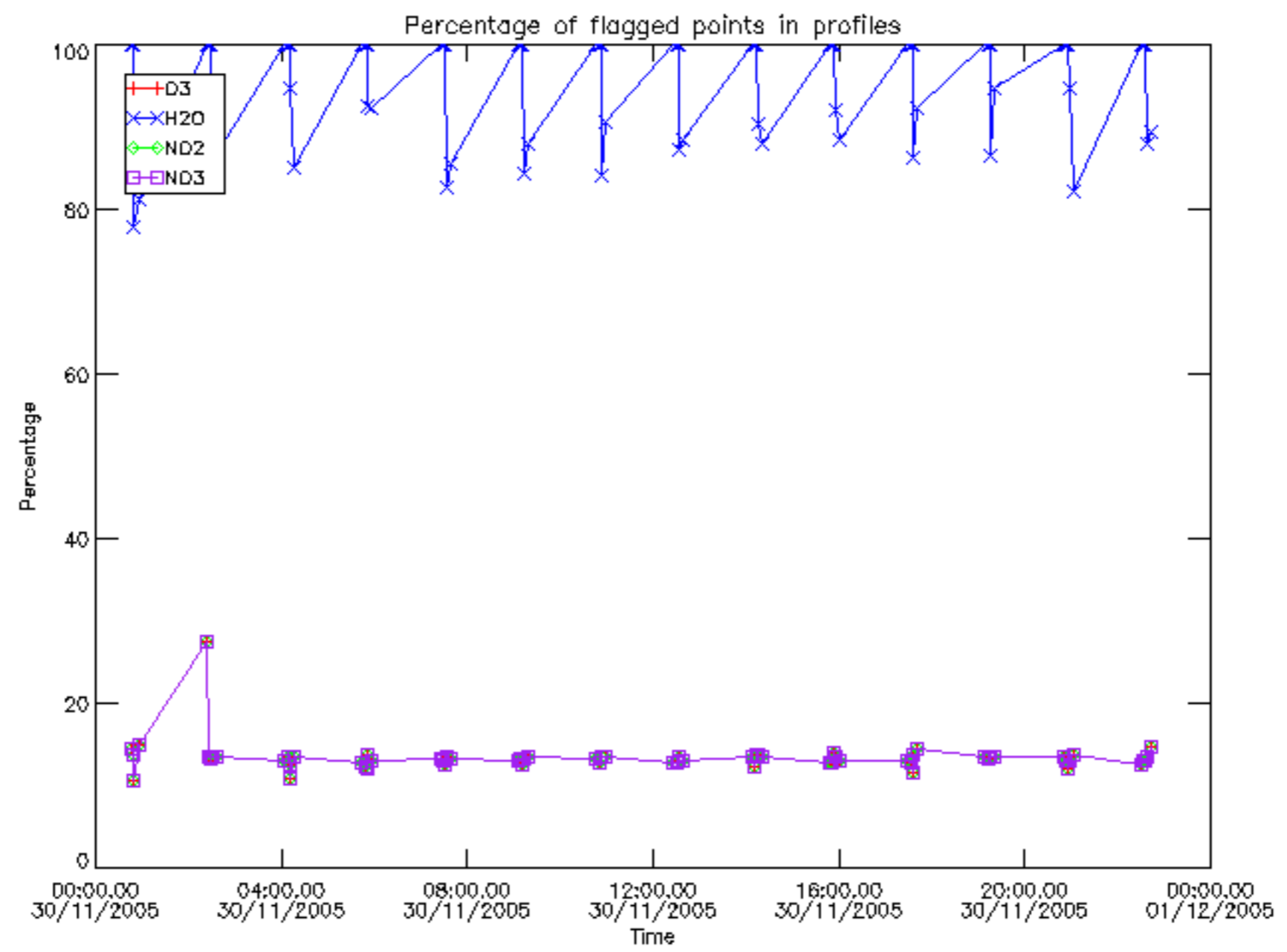
The colorbar represents the latitude.



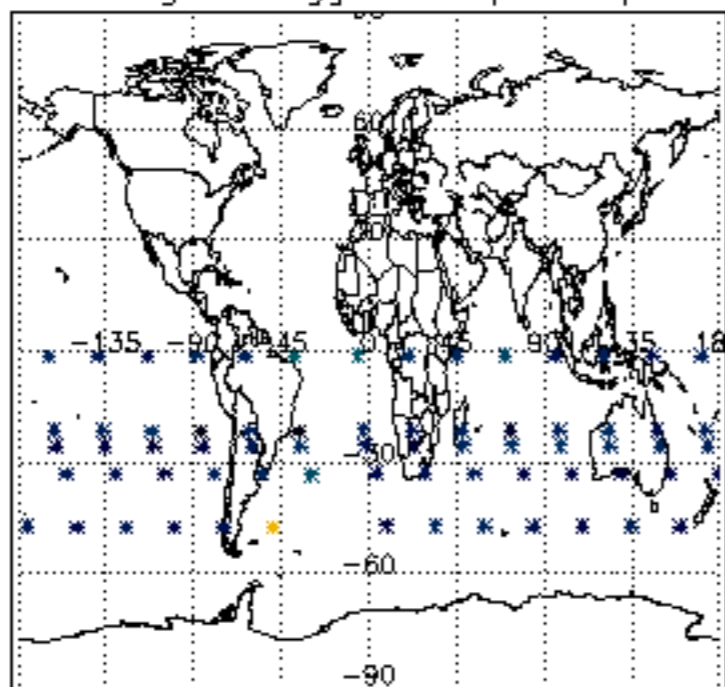
6. Auxiliary Data Files used for the production reported in section 2

The number reported in the third column indicates since which file (see list in section 2) the corresponding auxiliary file has been used. The fourth column is the date of those product files.

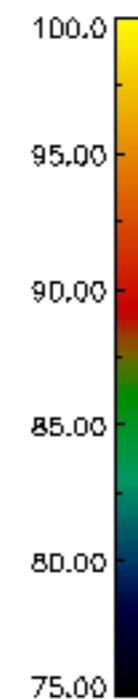
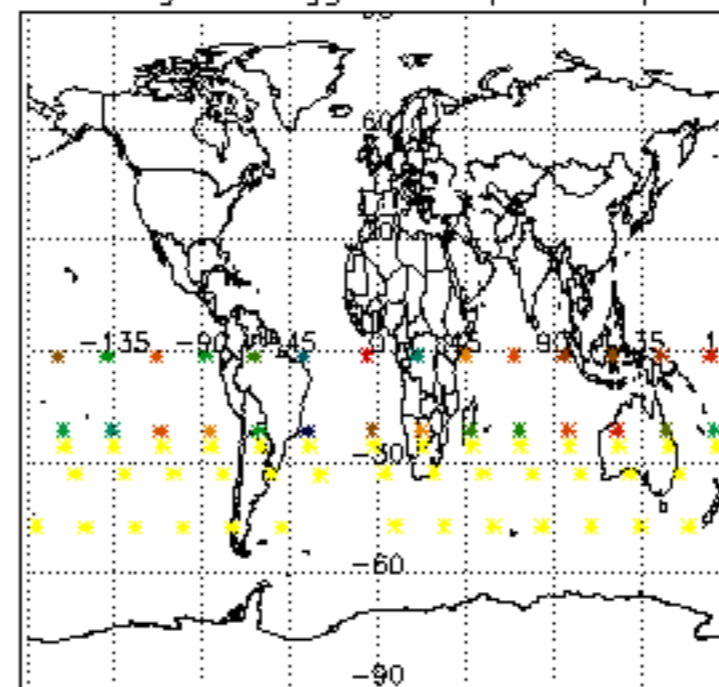
Type	Auxiliary Filename	Used since product	Used since product date
INST_PHYS_CHARACTERISTICS	GOM_INS_AXVIEC20091111_143220_20030716_120000_20500101_000000	1	30-NOV-2005 00:05:38
LEVEL-2_PROC_CONFIG	GOM_PR2_AXVIEC20091111_152718_20020301_000000_20500101_000000	1	30-NOV-2005 00:05:38
CROSS_SECTIONS_FILE	GOM_CRS_AXVIEC20091111_154832_20020301_000000_20500101_000000	1	30-NOV-2005 00:05:38



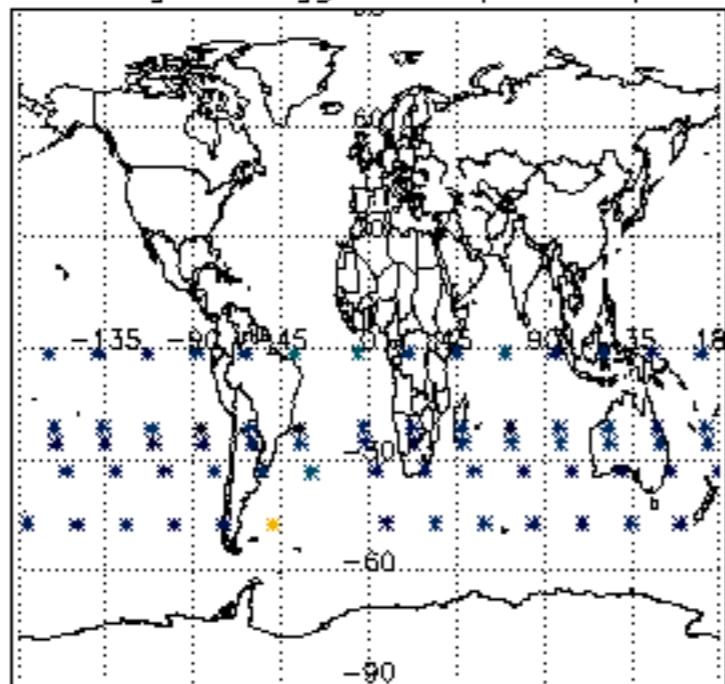
Percentage of flagged data per D3 profile



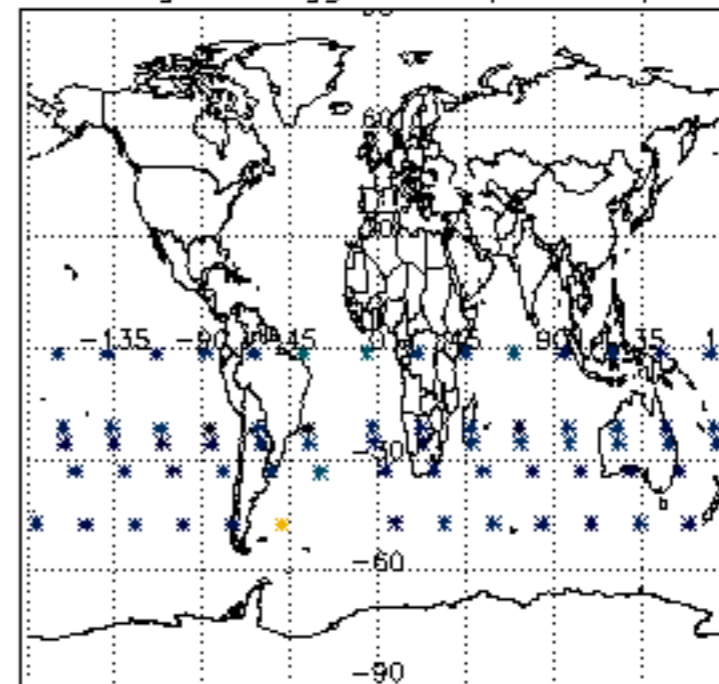
Percentage of flagged data per H2O profile

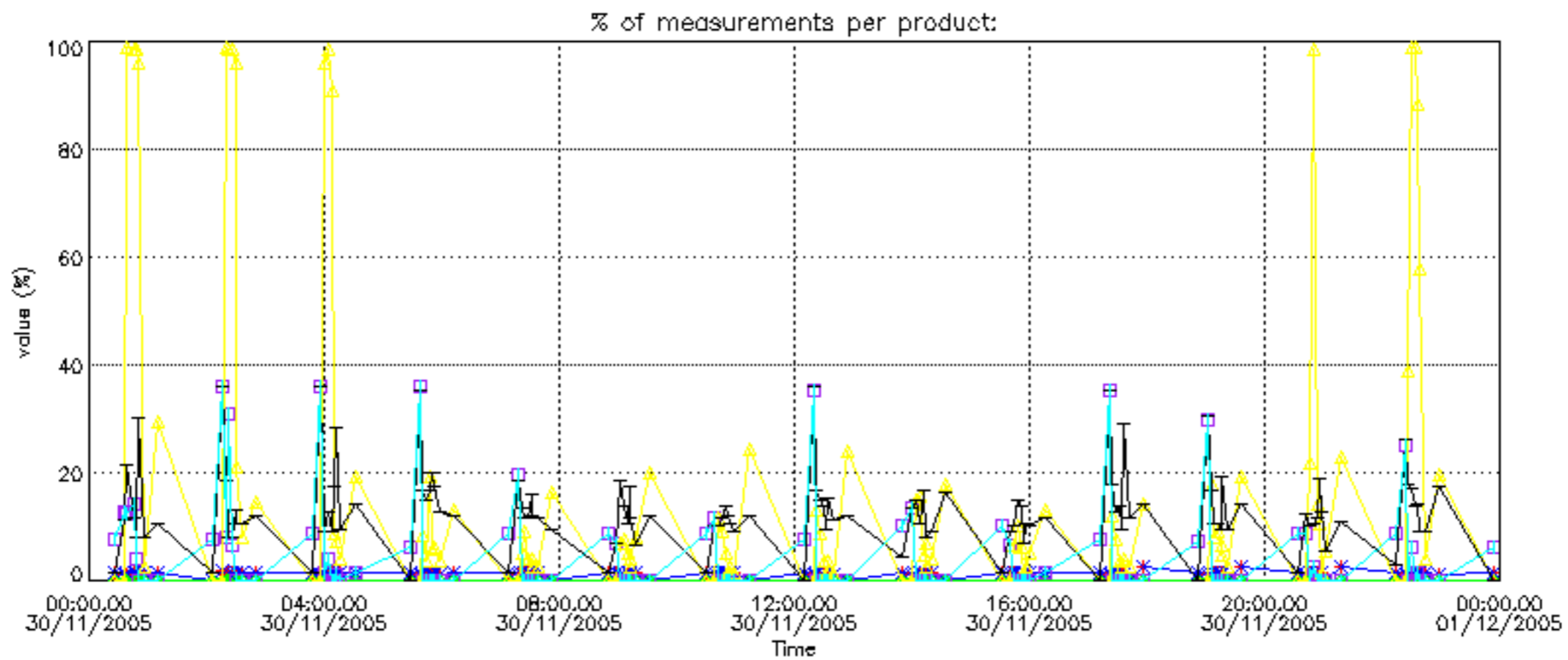


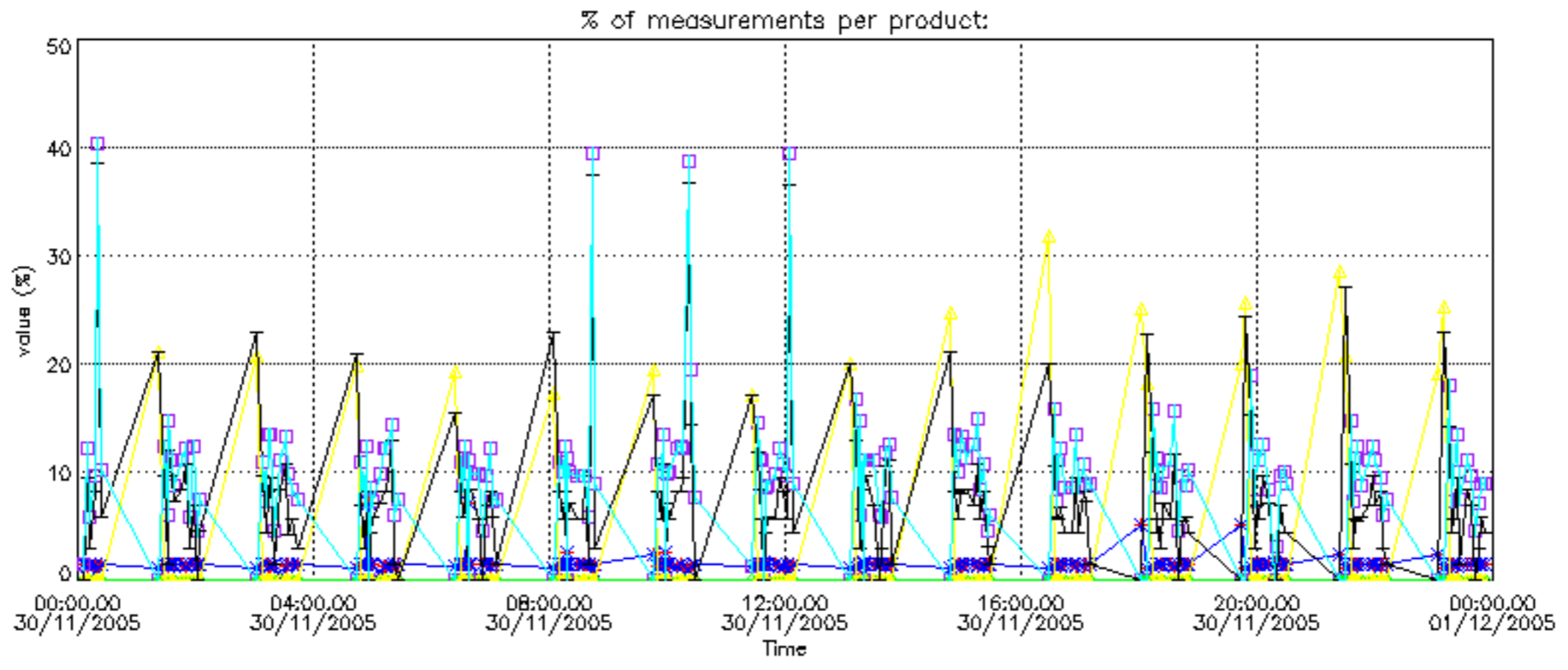
Percentage of flagged data per NO2 profile



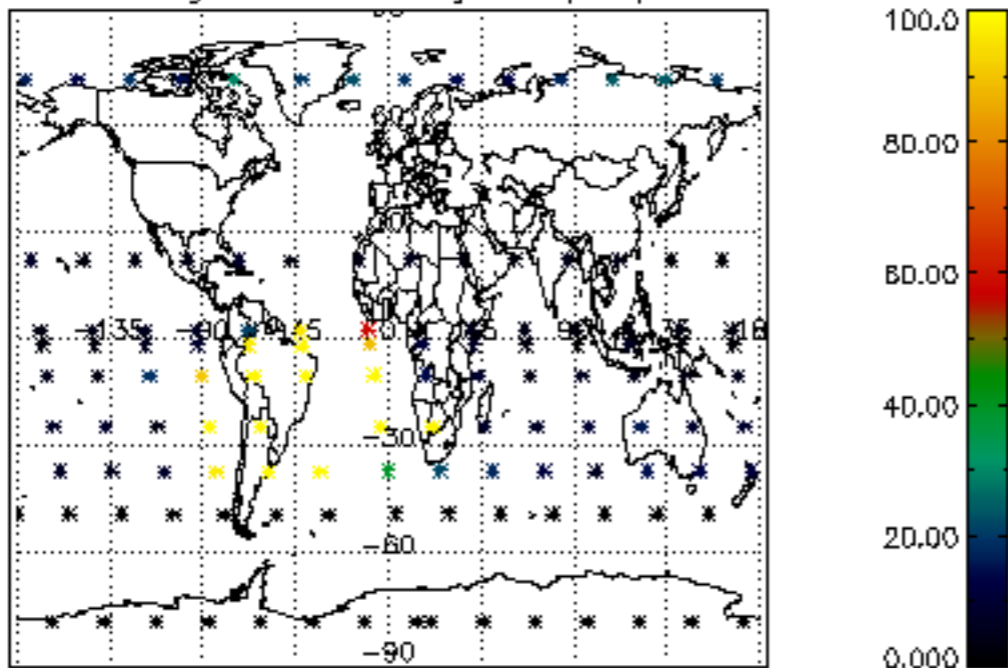
Percentage of flagged data per NO3 profile



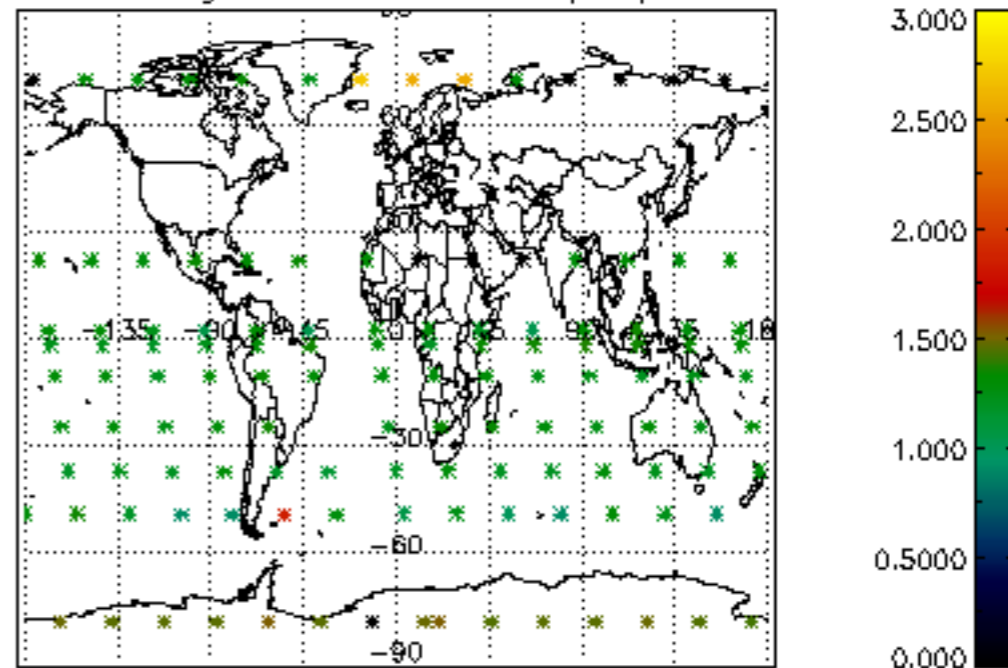




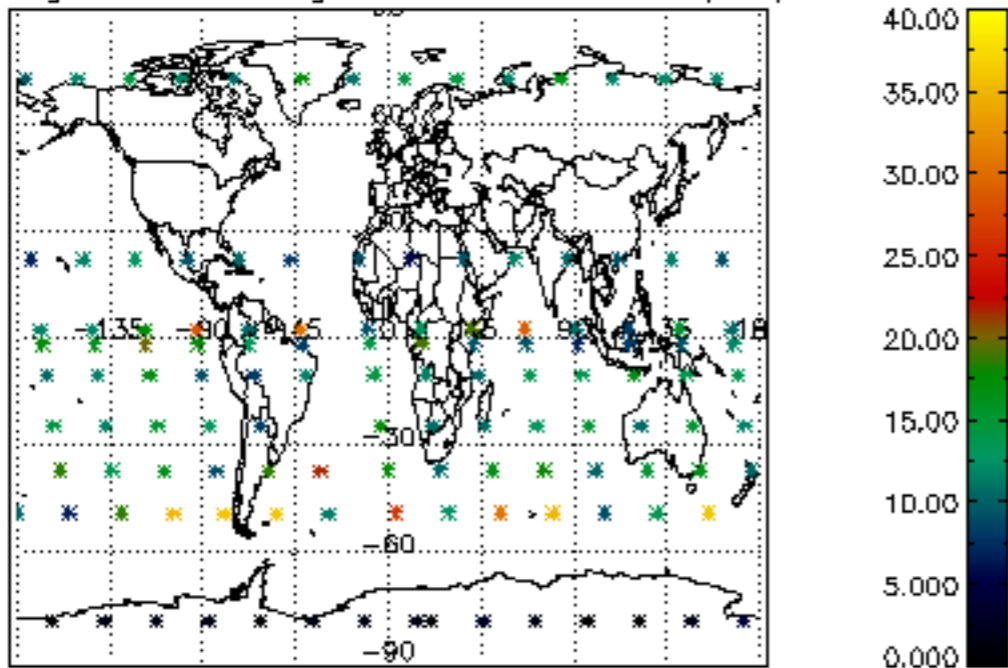
Percentage of cosmic ray hits per profile



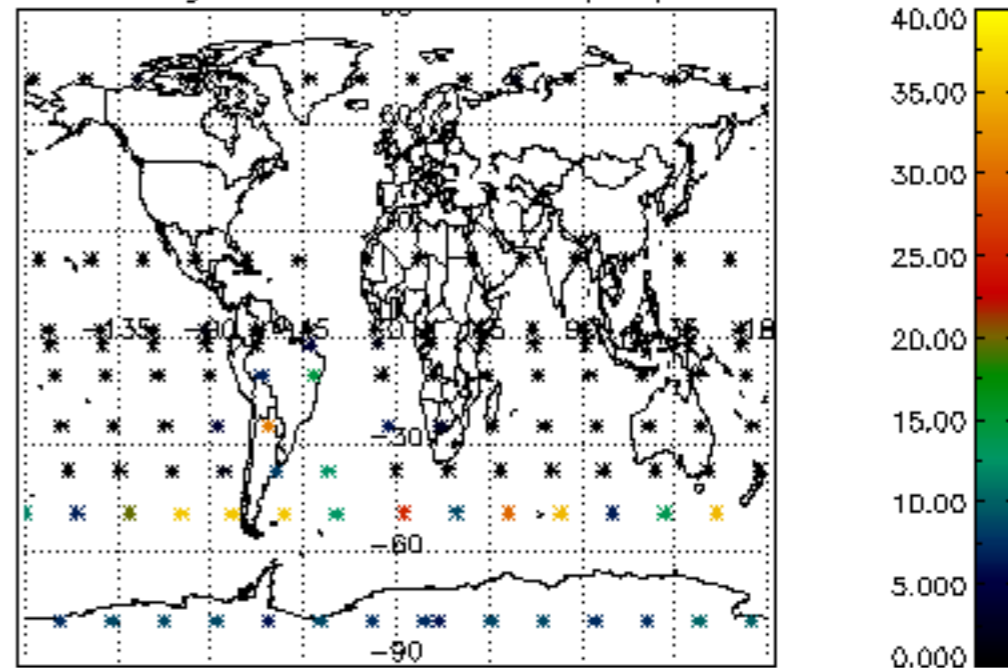
Percentage of datation errors per profile



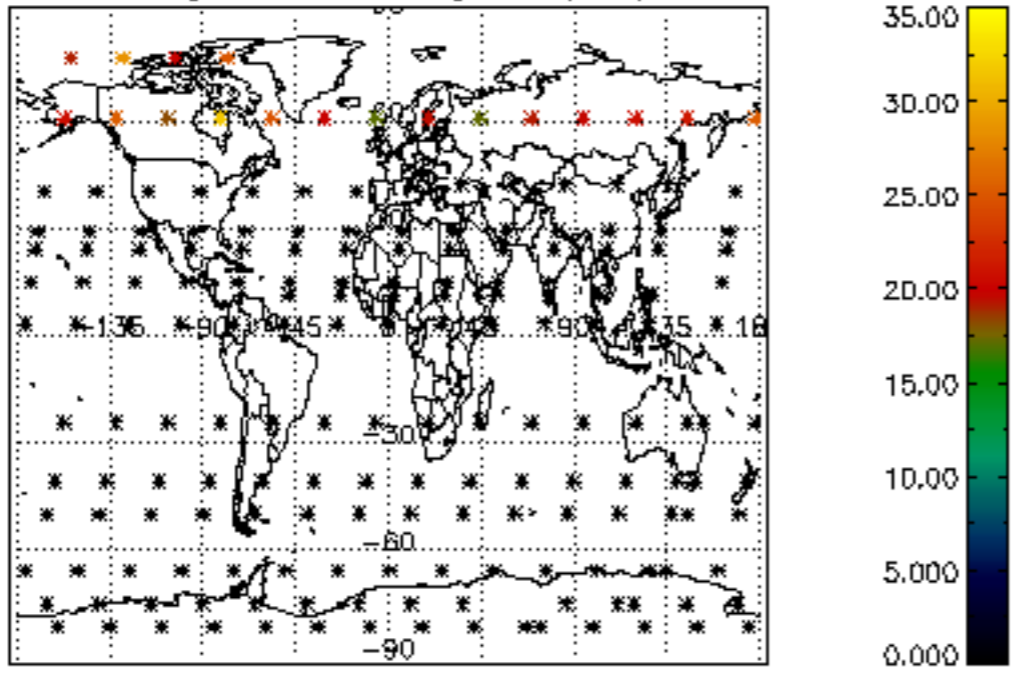
Percentage of star falling outside central band per profile



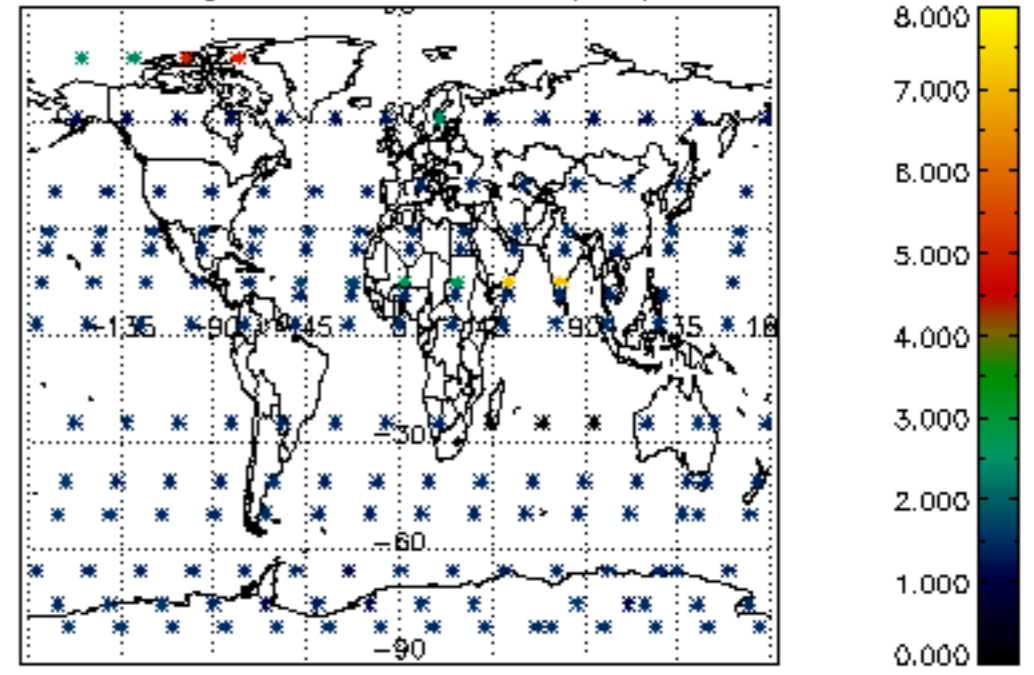
Percentage of saturation errors per profile



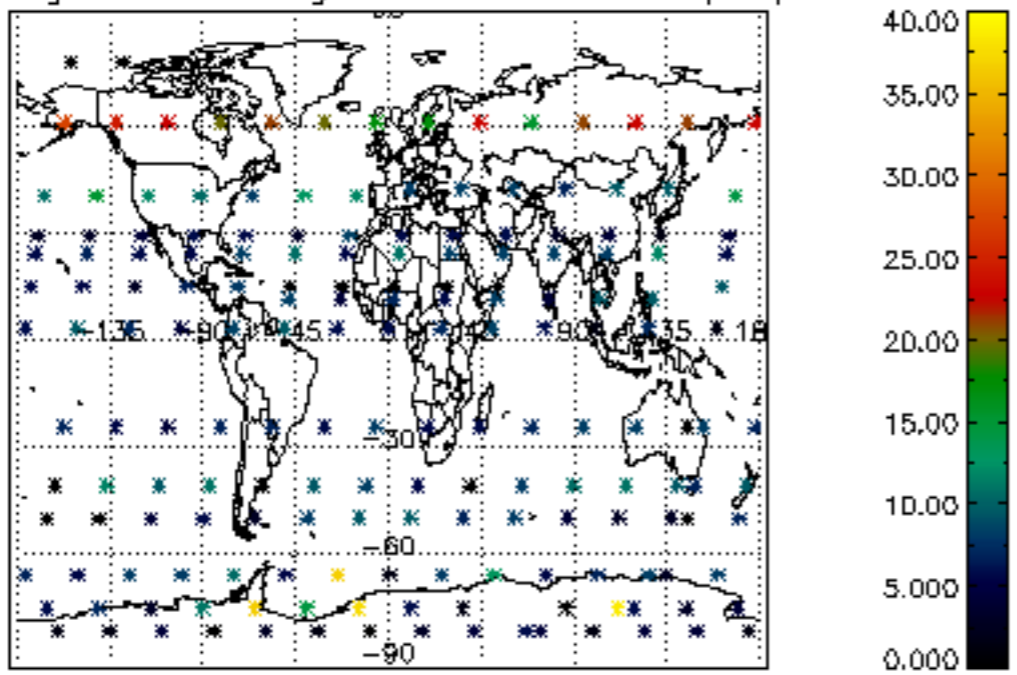
Percentage of cosmic ray hits per profile



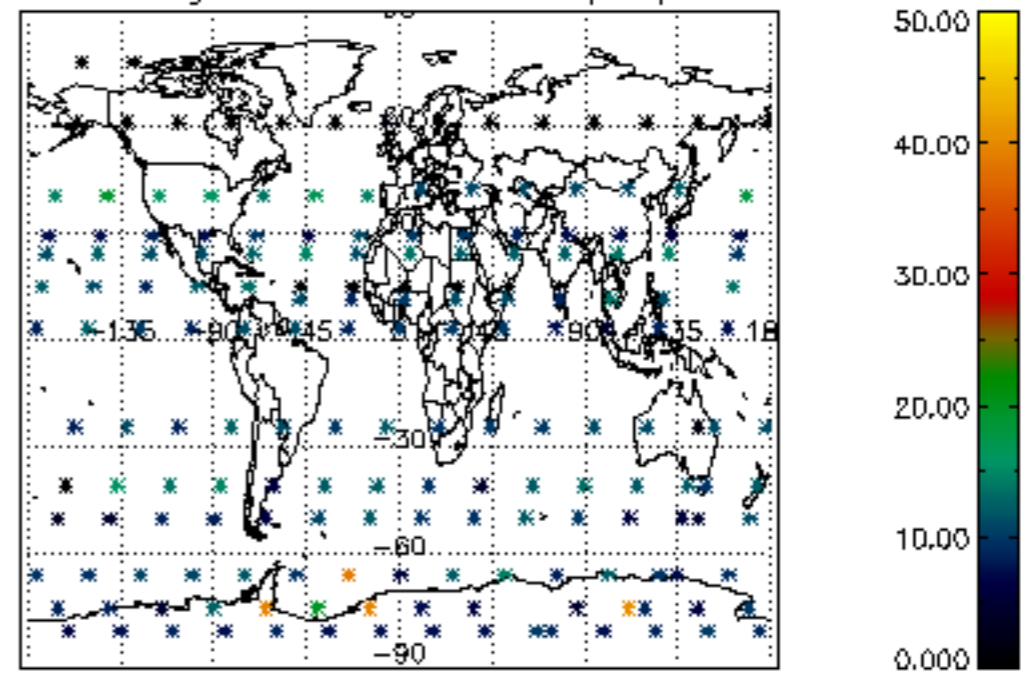
Percentage of datation errors per profile

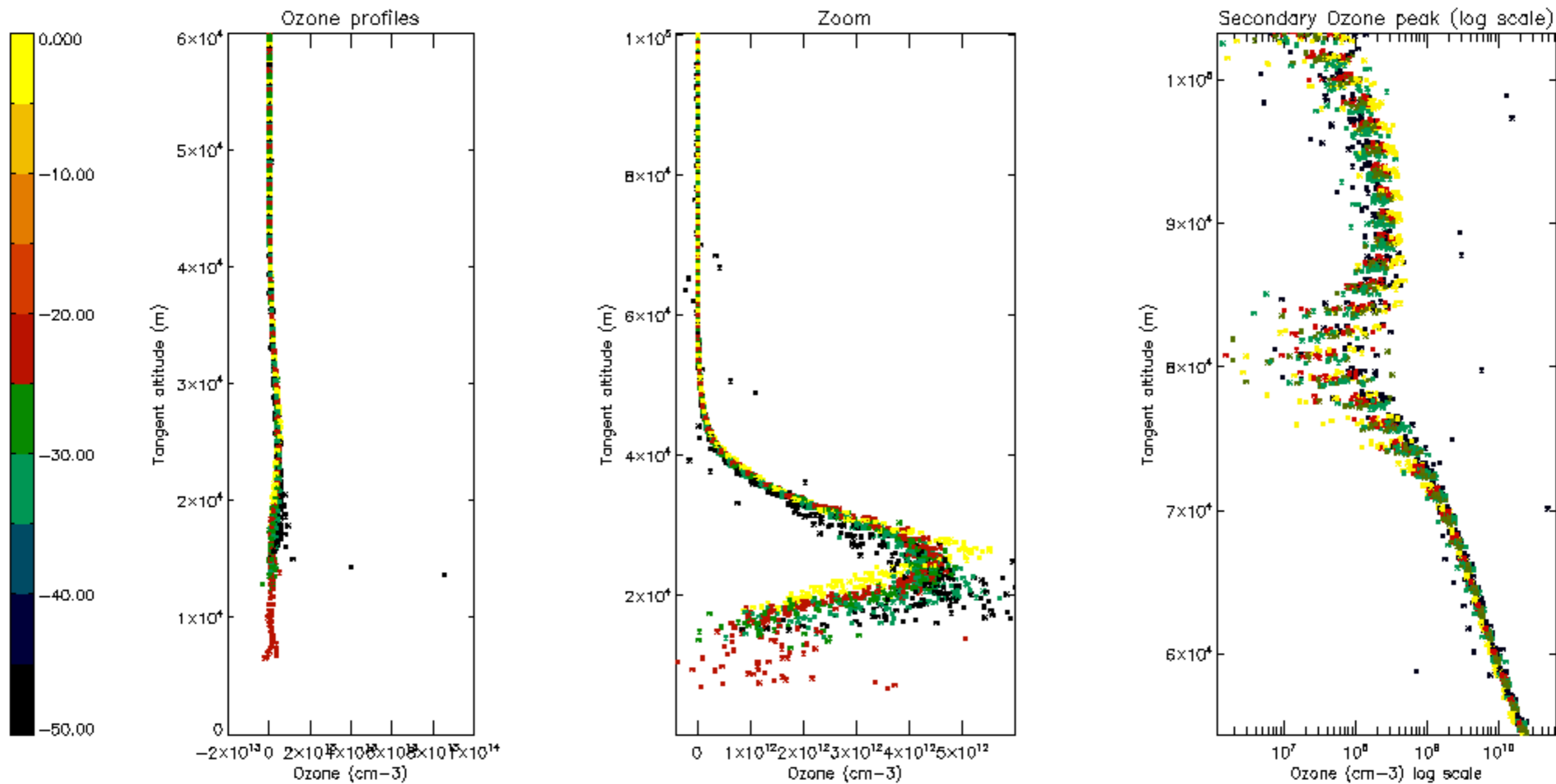


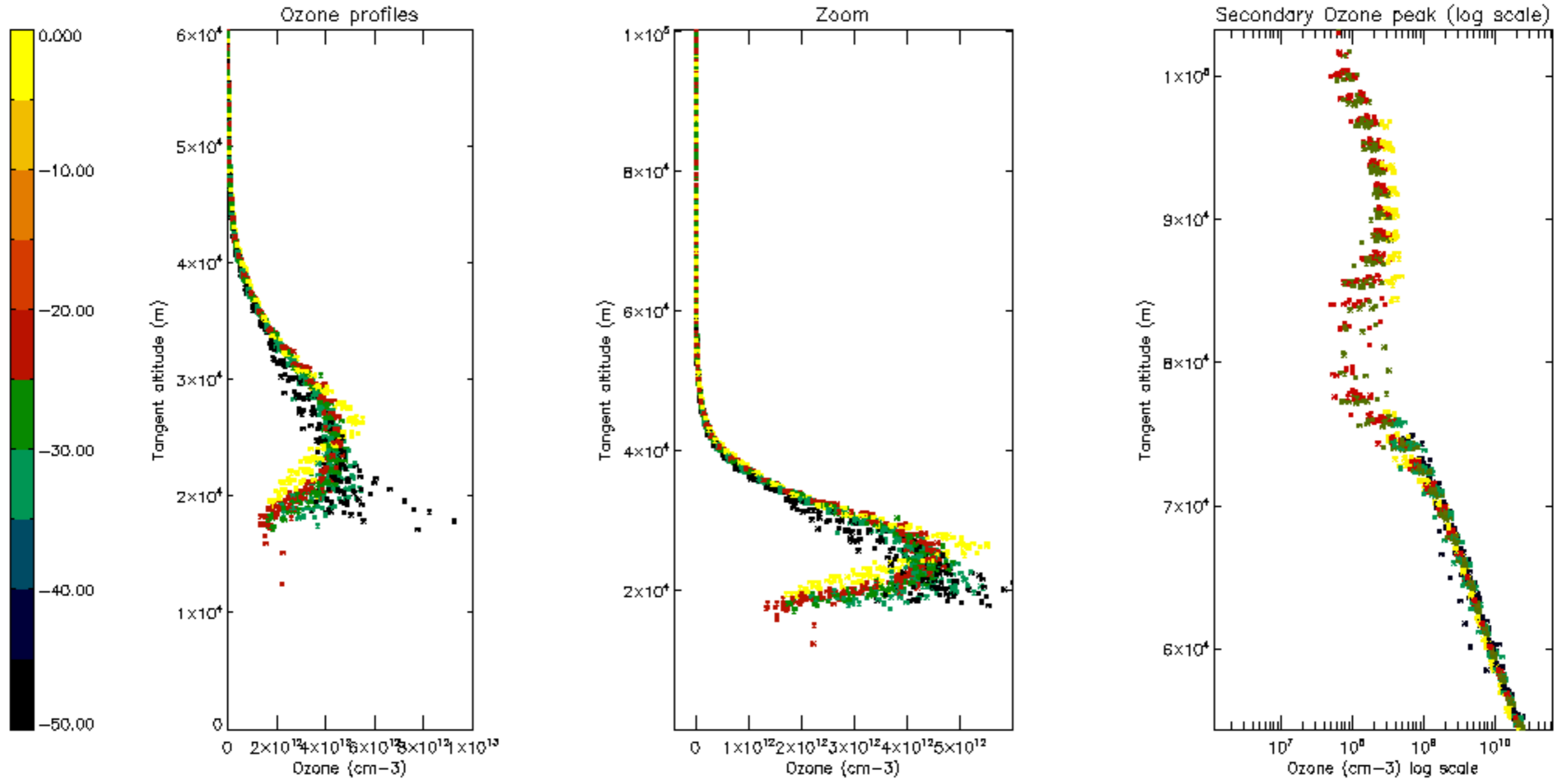
Percentage of star falling outside central band per profile

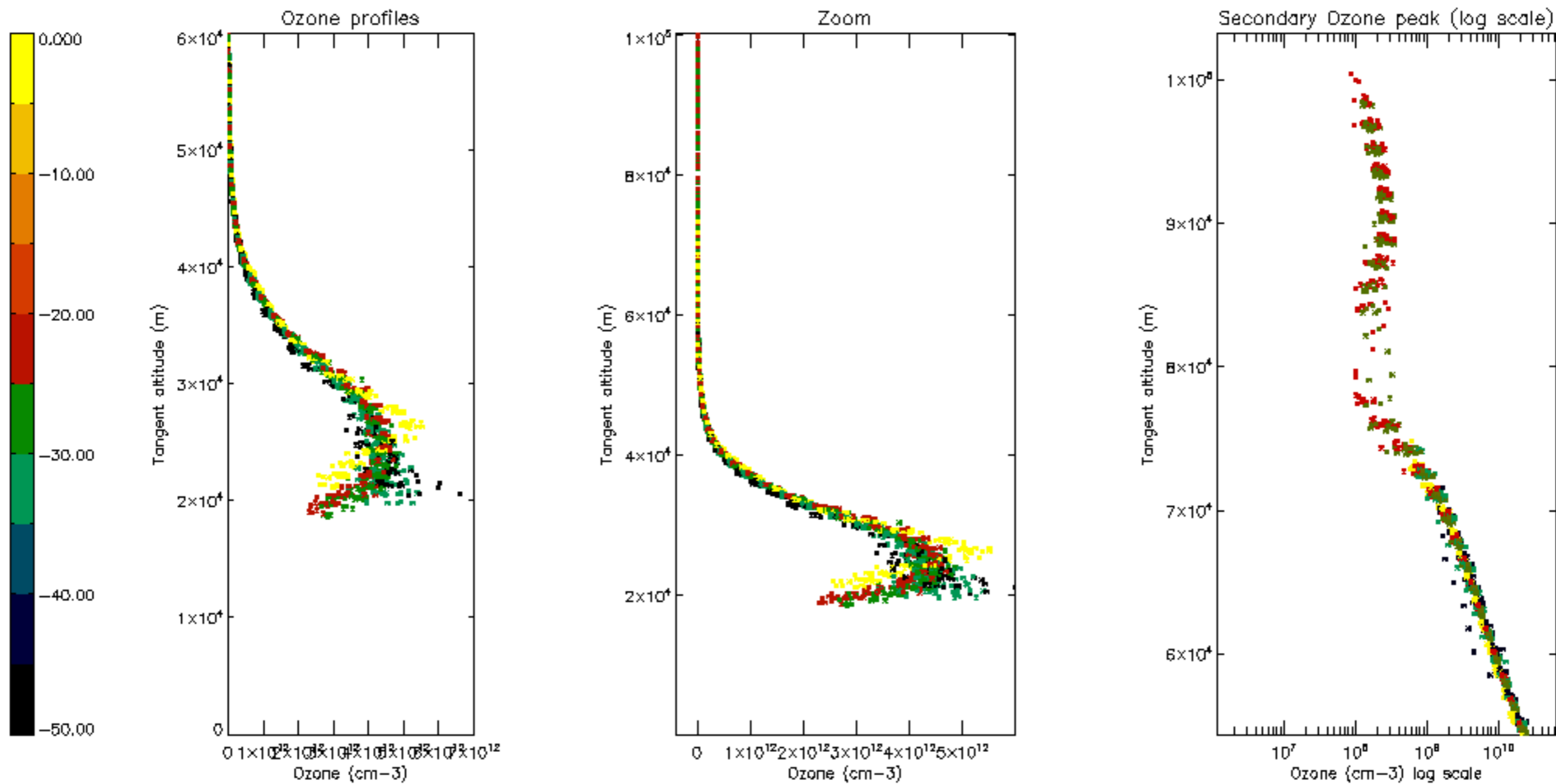


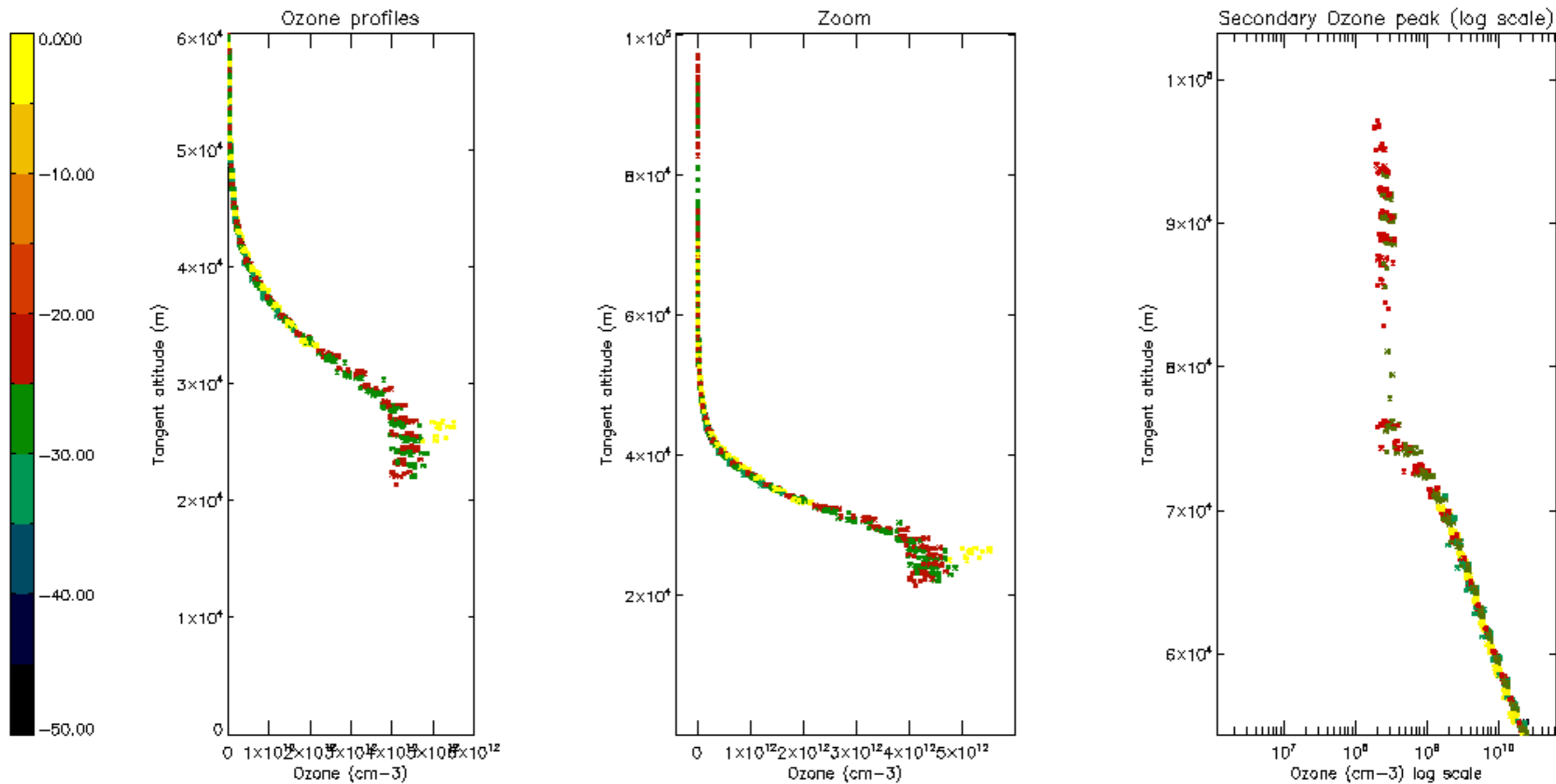
Percentage of saturation errors per profile

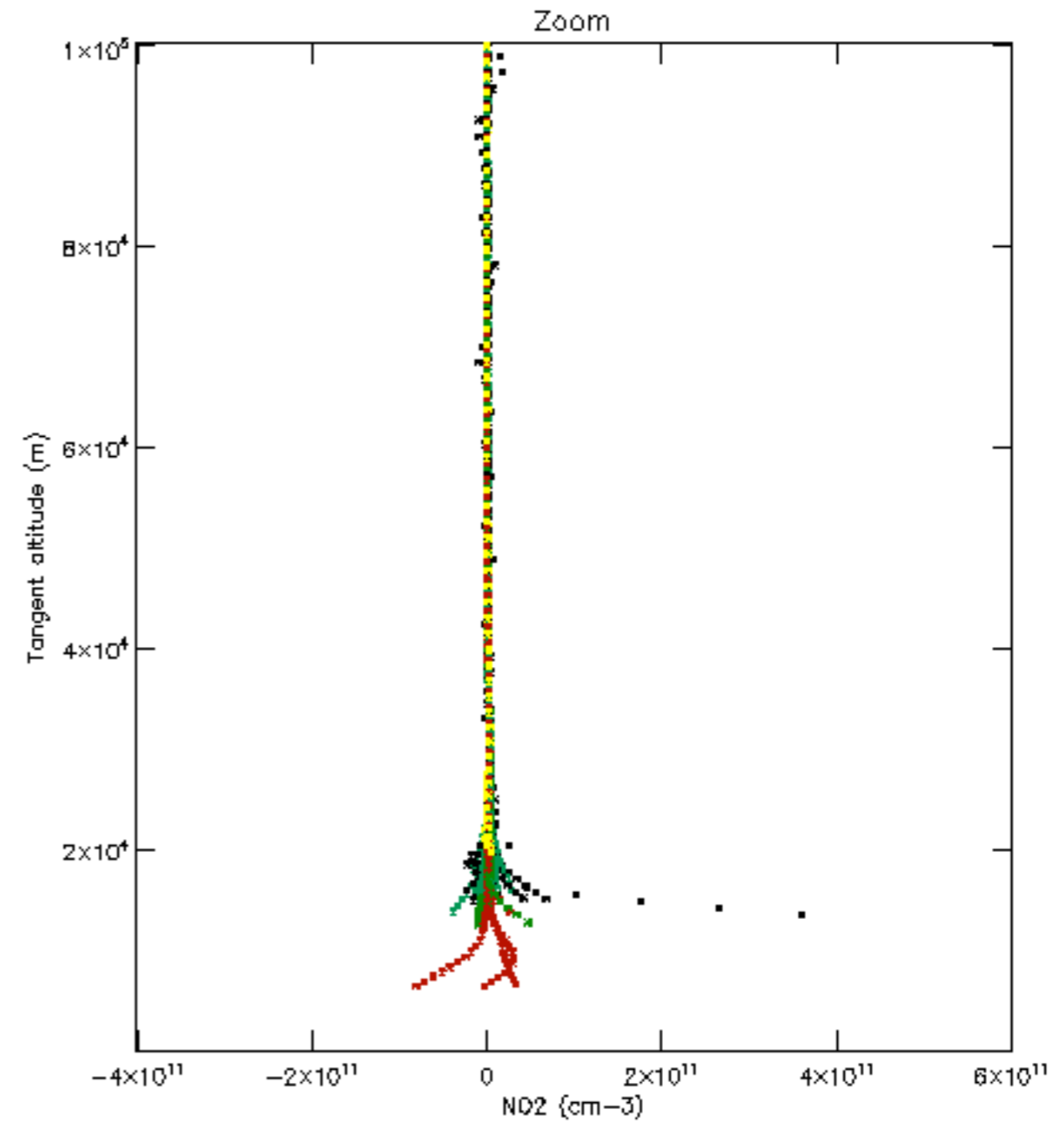
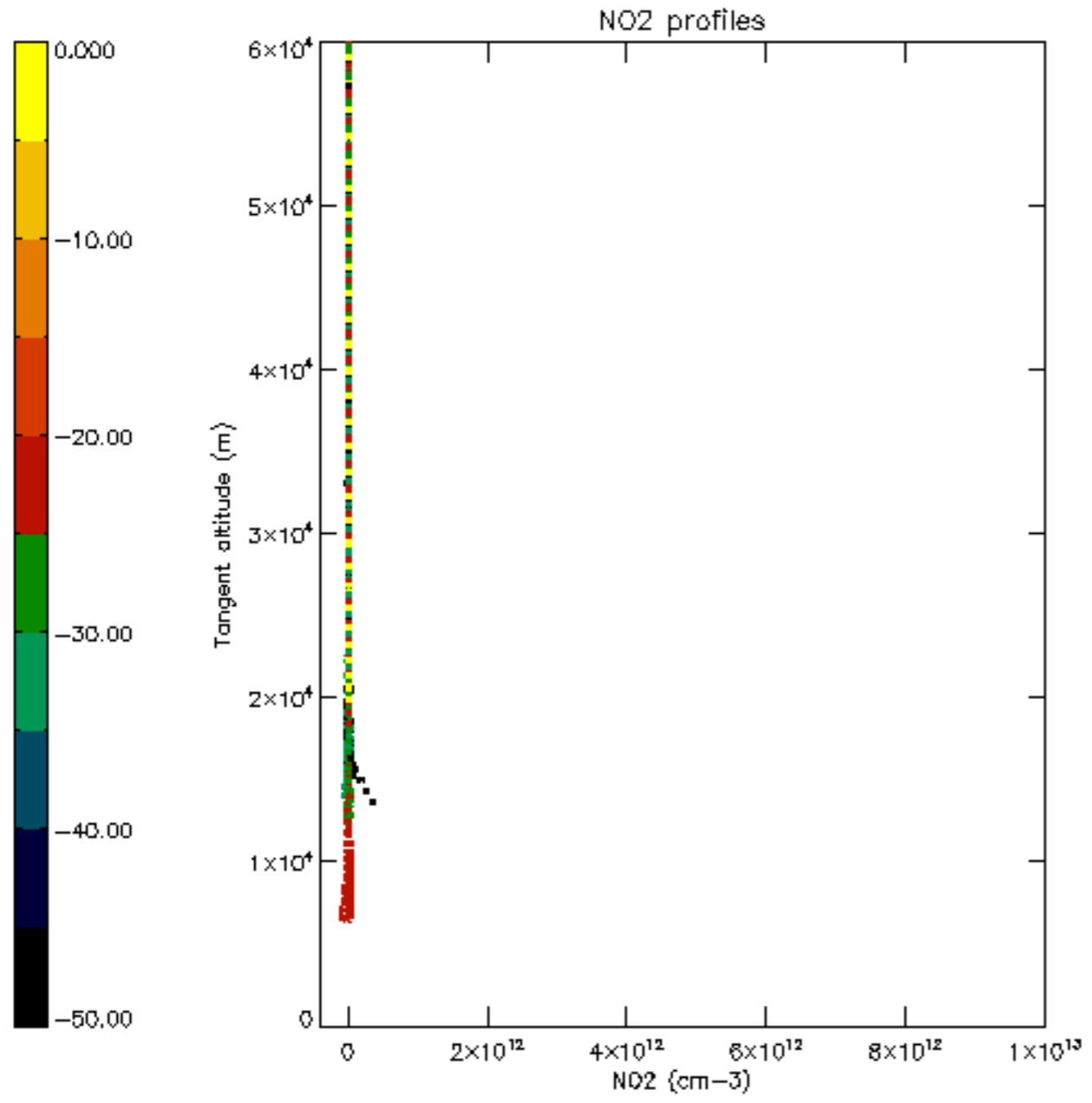


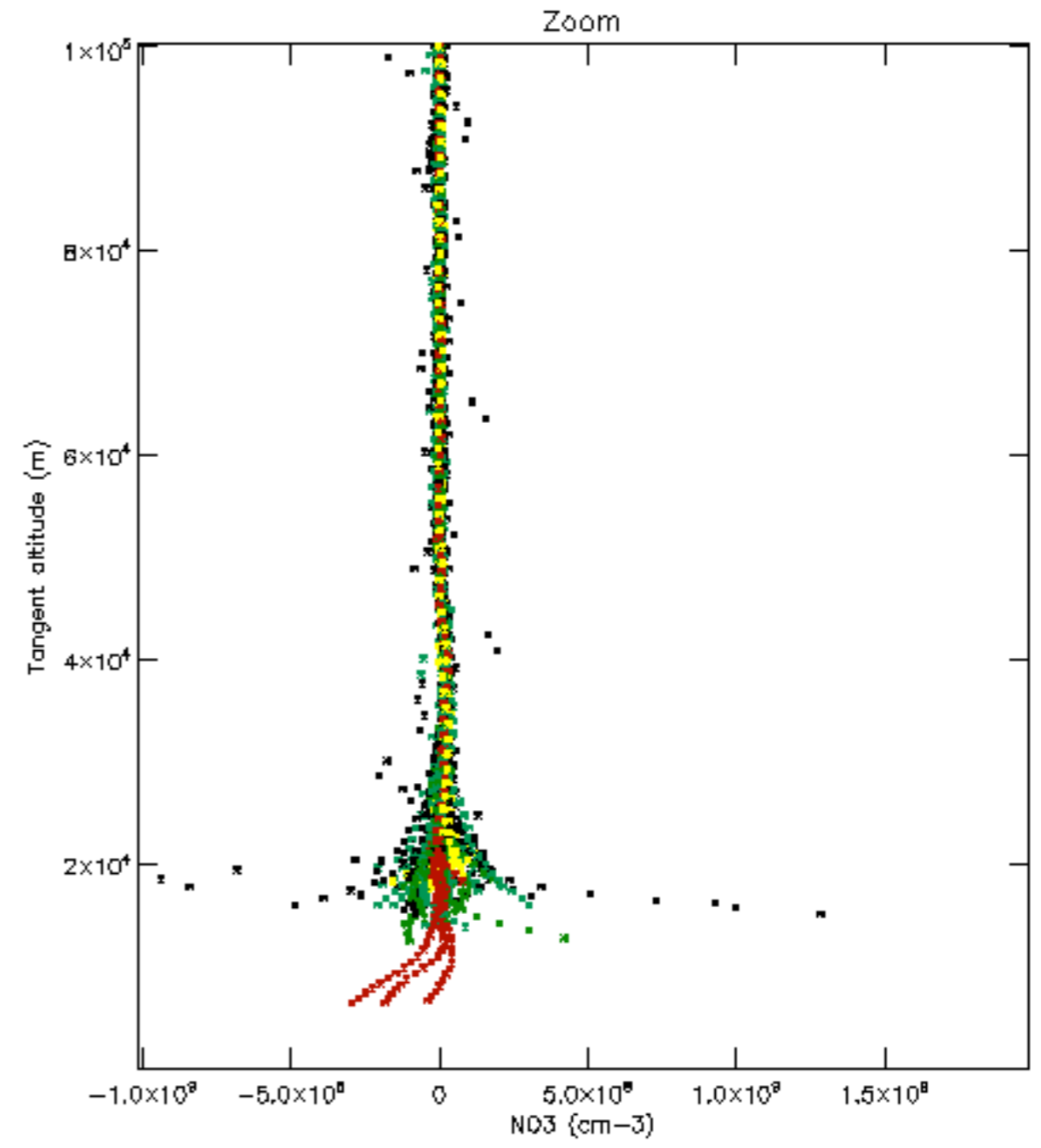
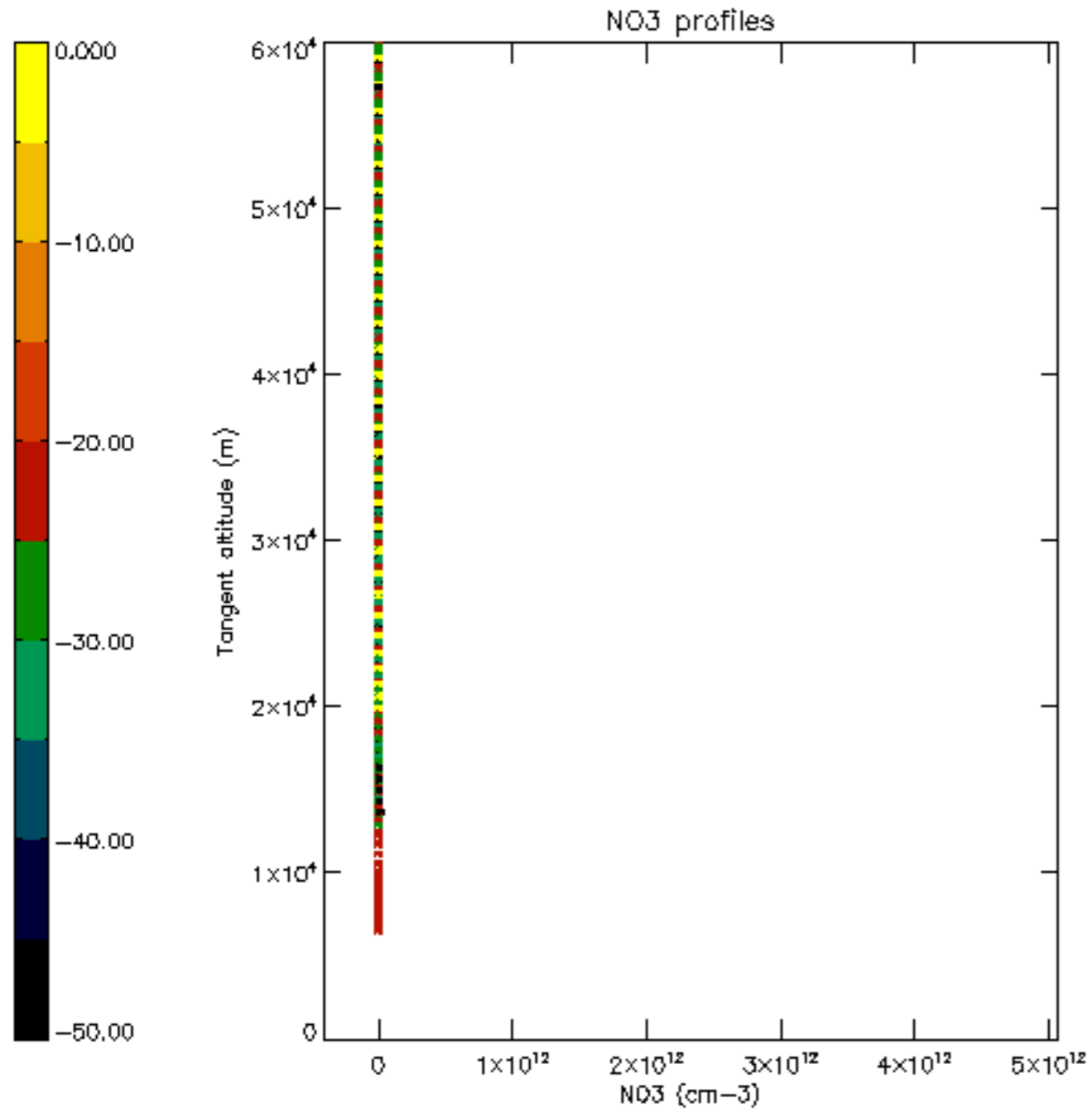


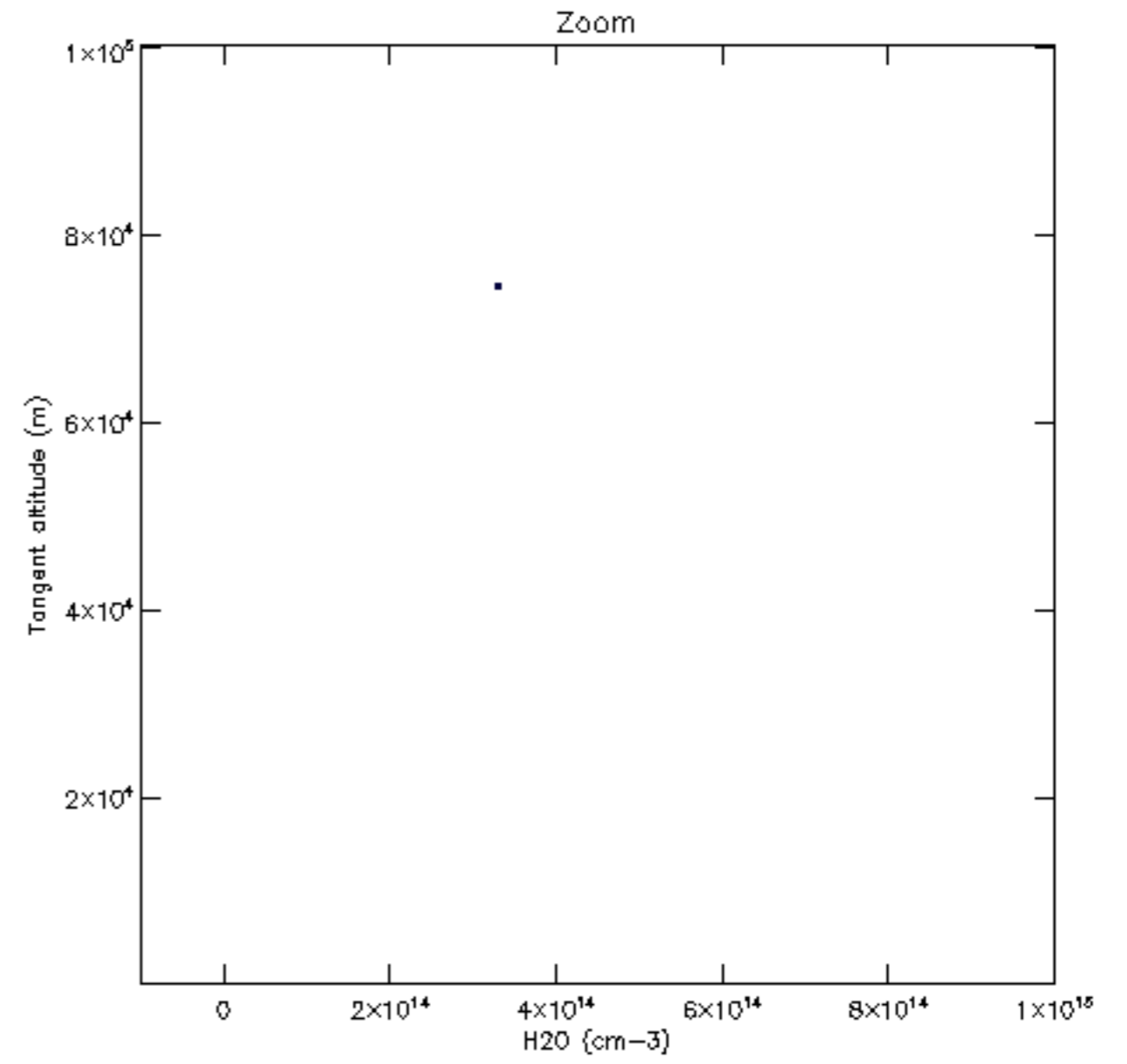
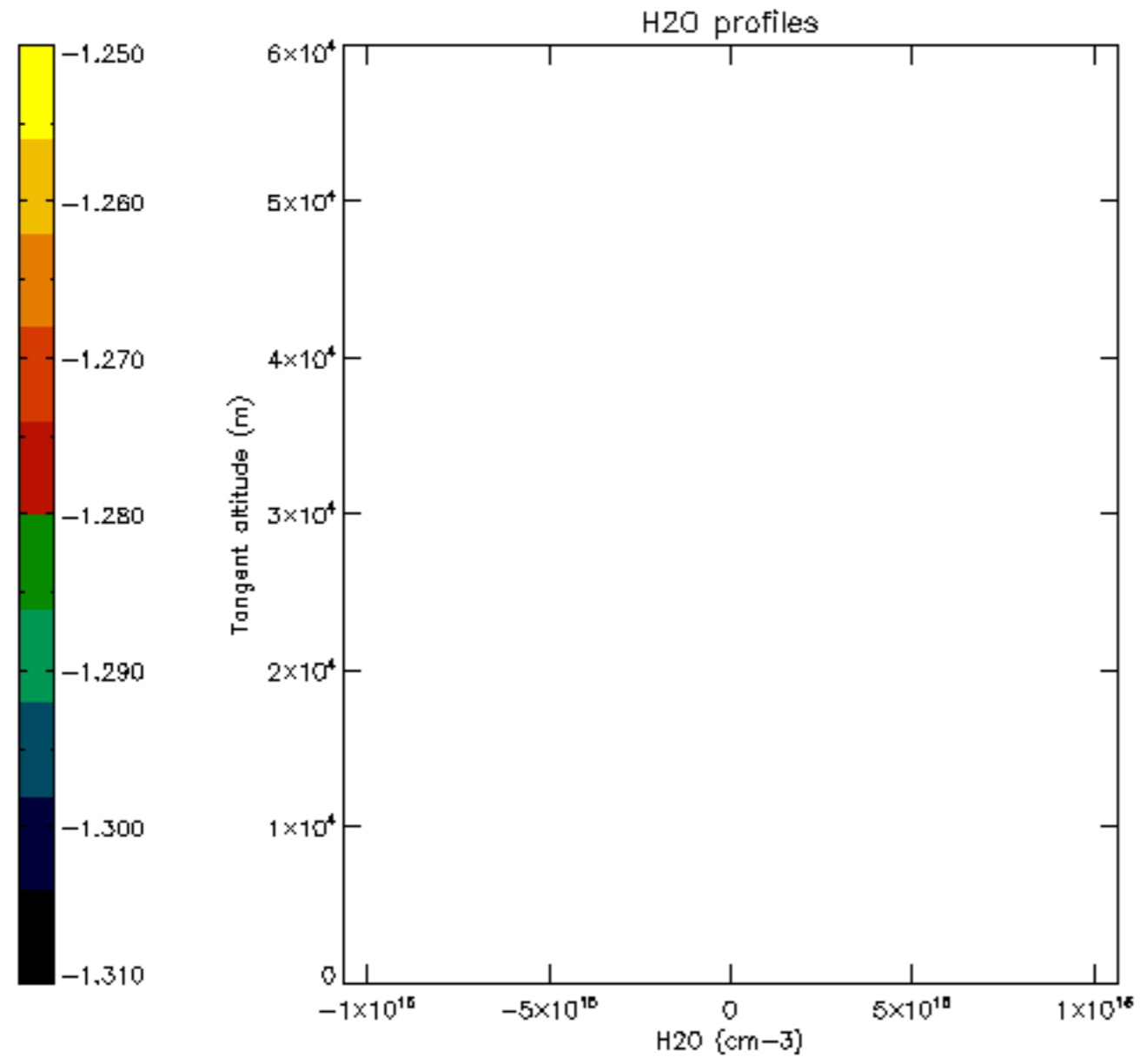


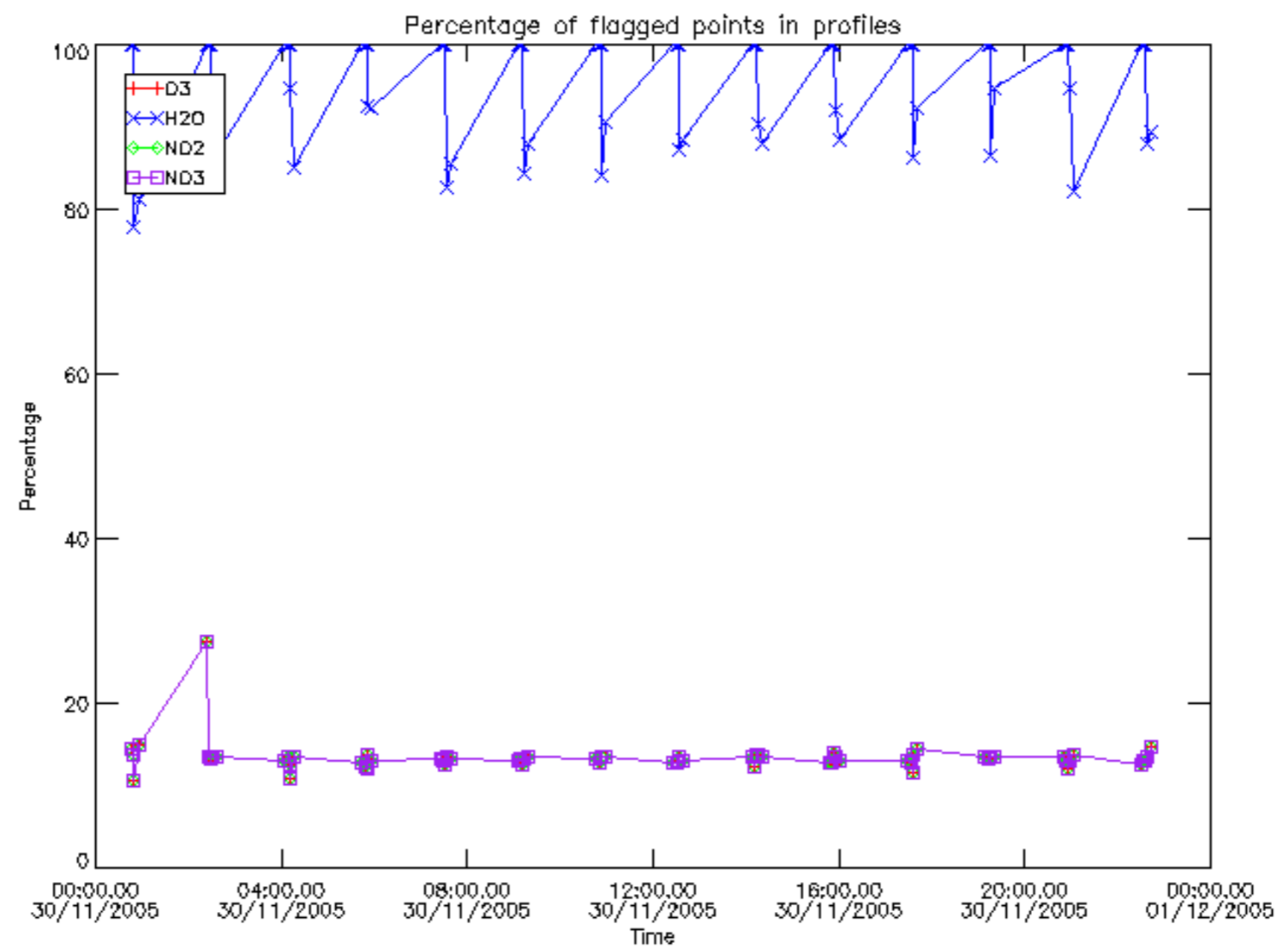




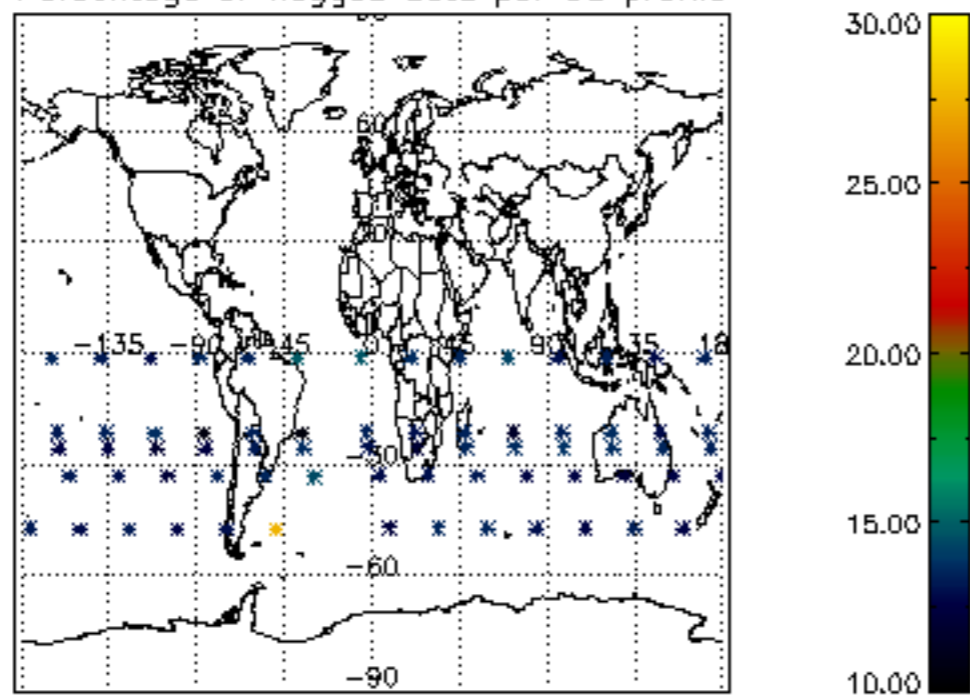




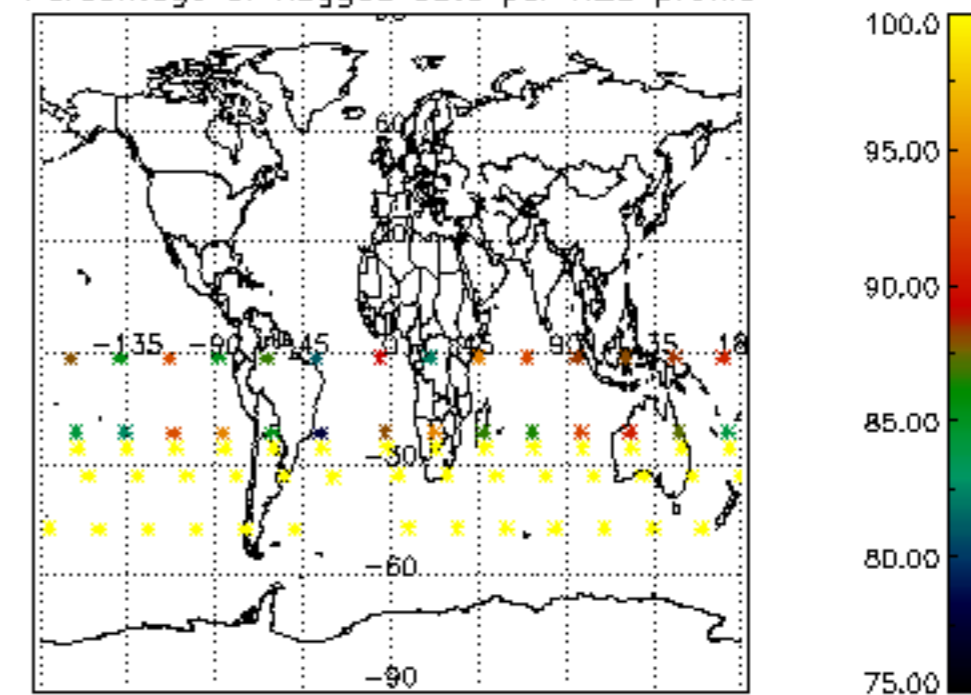




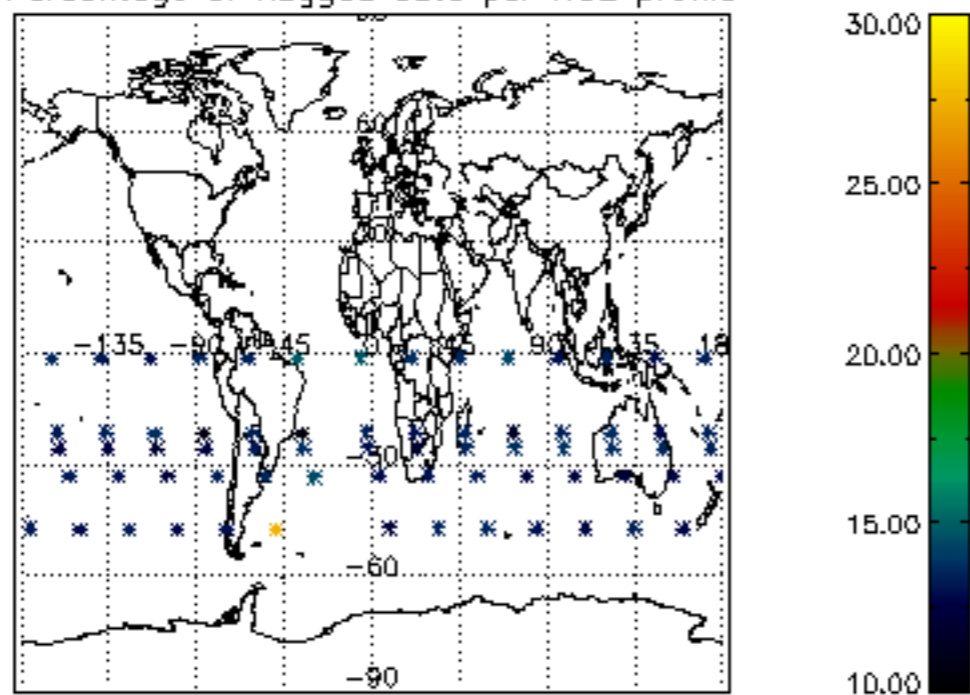
Percentage of flagged data per D3 profile



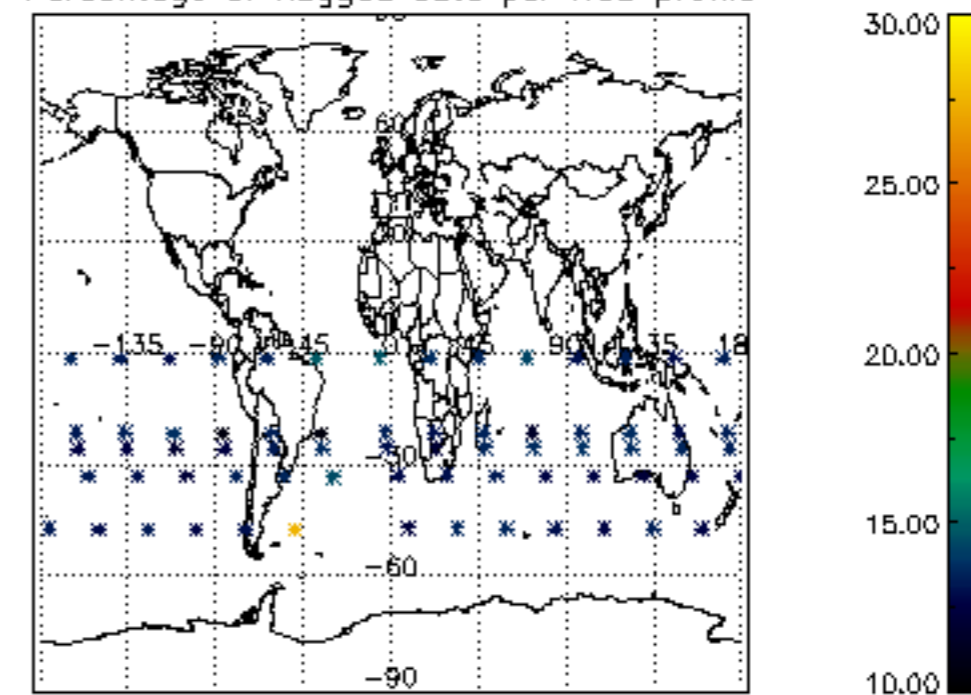
Percentage of flagged data per H2O profile

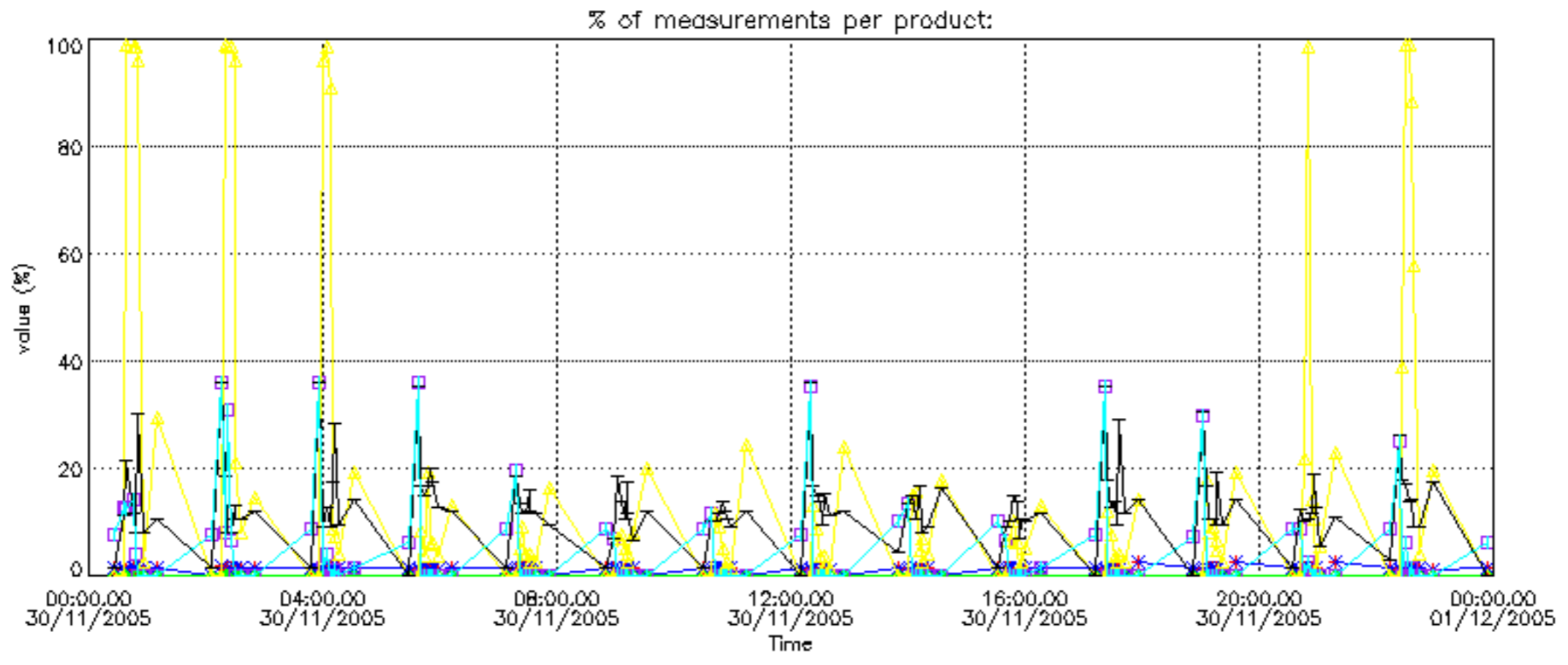


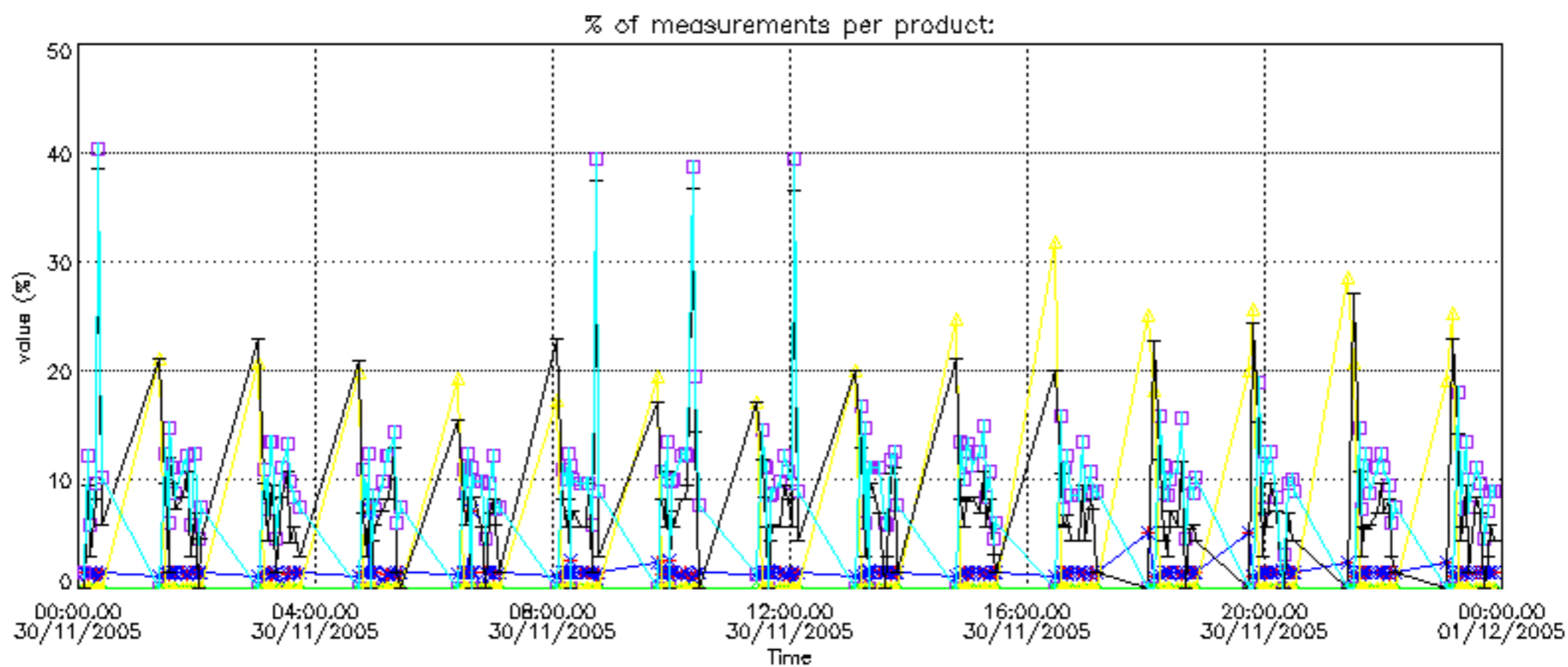
Percentage of flagged data per NO2 profile



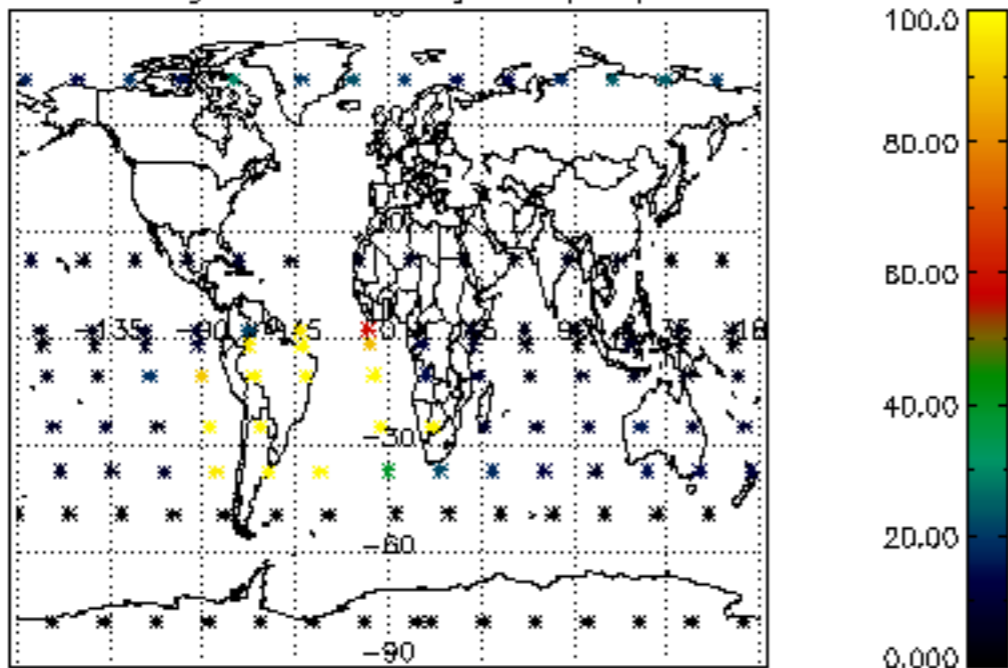
Percentage of flagged data per NO3 profile



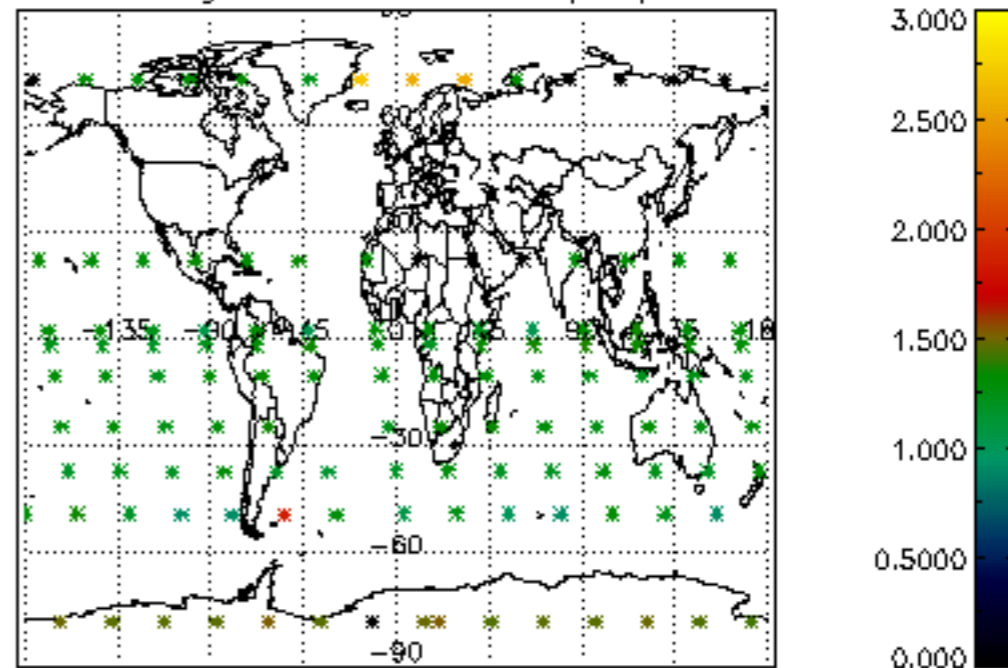




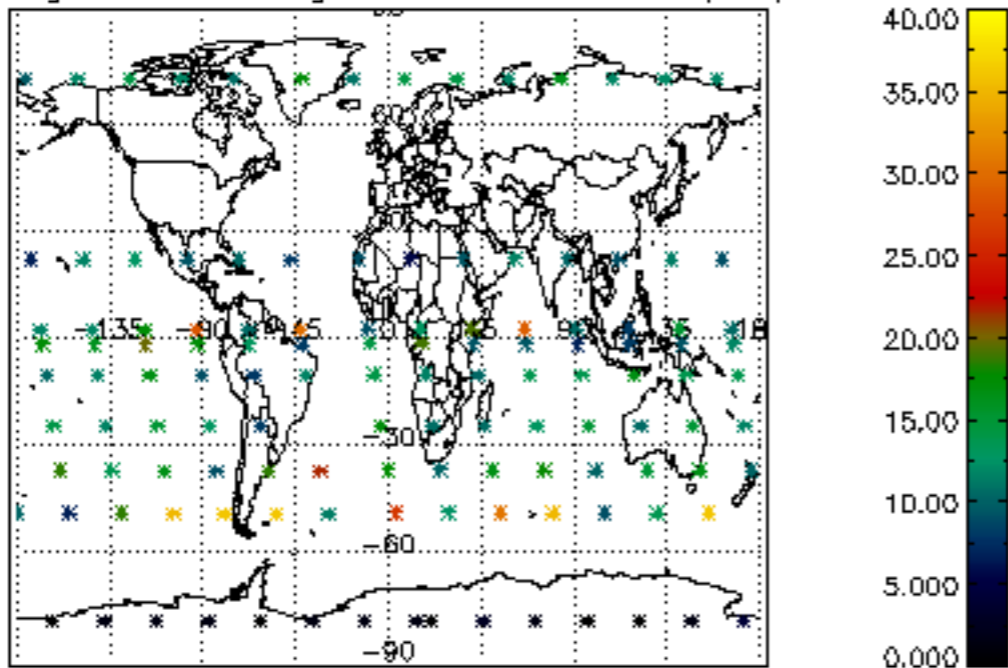
Percentage of cosmic ray hits per profile



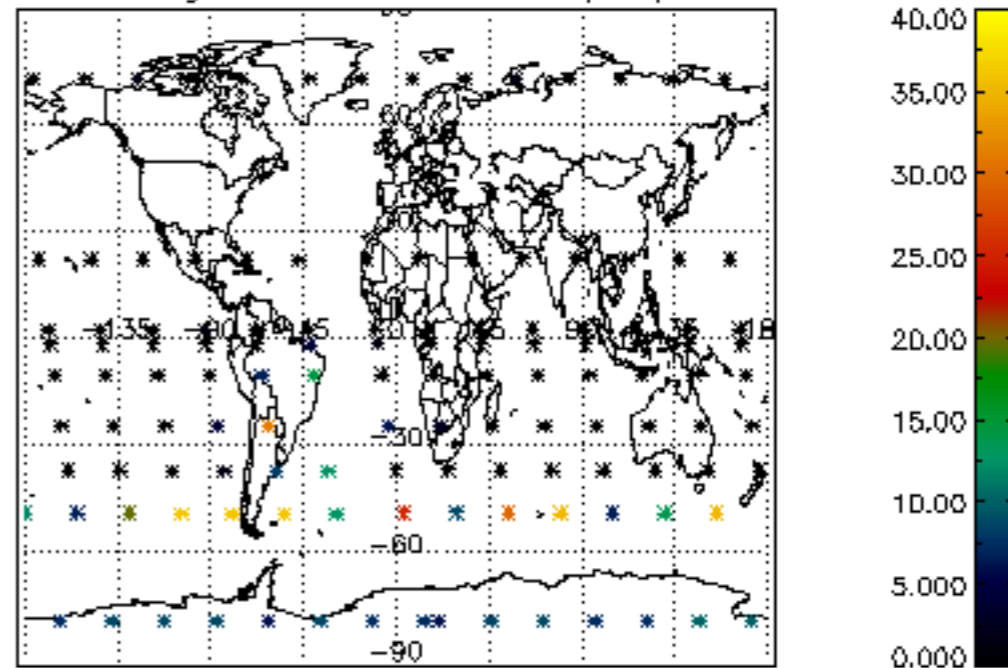
Percentage of datation errors per profile



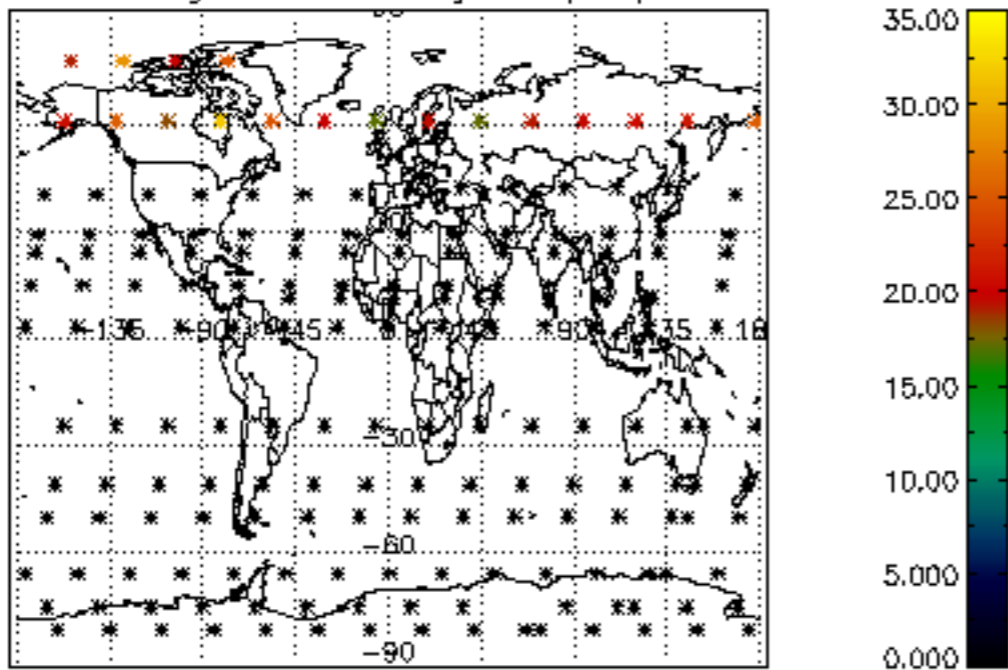
Percentage of star falling outside central band per profile



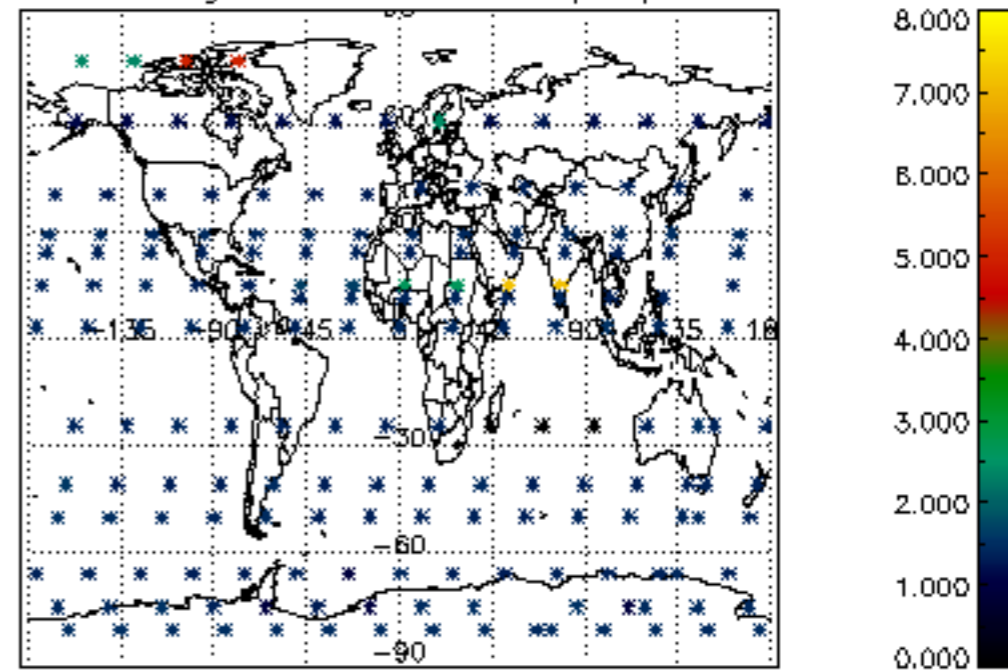
Percentage of saturation errors per profile



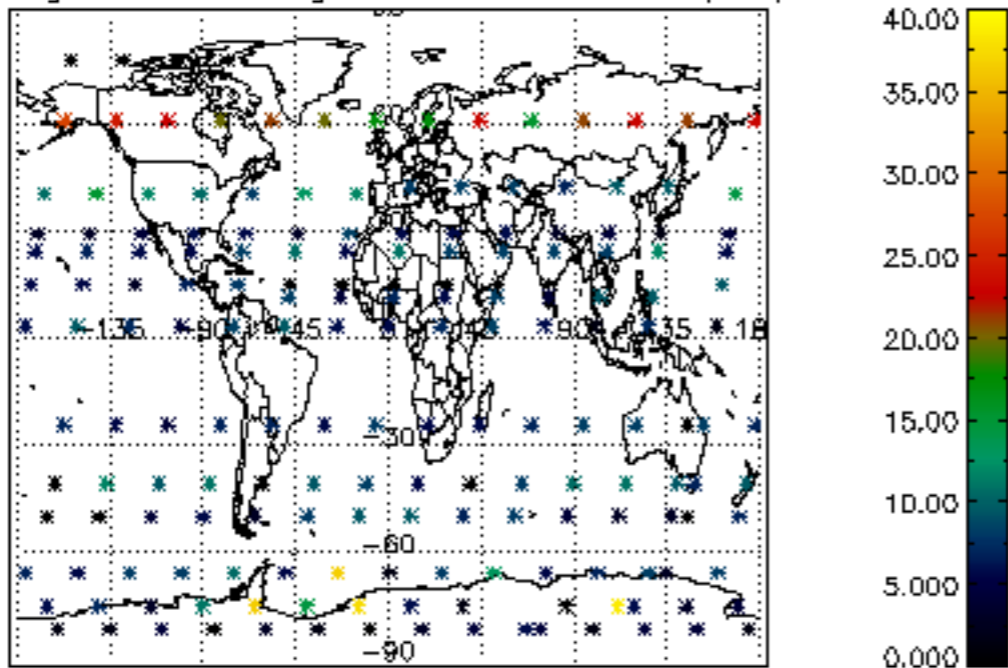
Percentage of cosmic ray hits per profile



Percentage of datation errors per profile



Percentage of star falling outside central band per profile



Percentage of saturation errors per profile

