

# GOMOS Level 2 Daily Report

## SUMMARY

### [1. General Info](#)

### [2. Summary of processed GOM\\_NL\\_2P products](#)

### [3. Level 2 Quality information per product](#)

#### [3.1 Plot of level 2 quality information per product \(time dependant\)](#)

#### [3.2 Plot of level 2 quality information per product \(world map\)](#)

### [4. Level 1 Quality information per product \(stored on level 2 products\)](#)

#### [4.1 Plot of level 1 quality information per product \(time dependant\)](#)

##### [4.1.1 Plot of level 1 quality information per product \(time dependant\): ASCENDING](#)

##### [4.1.2 Plot of level 1 quality information per product \(time dependant\): DESCENDING](#)

#### [4.2 Plot of level 1 quality information per product \(world map\)](#)

##### [4.2.1 Plot of level 1 quality information per product \(world map\): ASCENDING](#)

##### [4.2.2 Plot of level 1 quality information per product \(world map\): DESCENDING](#)

### [5. Ozone profiles based on quality statistics and other trace gas profiles](#)

#### [5.1 Ozone statistics based on quality of products](#)

#### [5.2 Plot ozone profiles for all STD \(dark without errors\)](#)

#### [5.3 Plot ozone profiles where STD < 20% \(dark without errors\)](#)

#### [5.4. Plot ozone profiles where STD < 10% \(dark without errors\)](#)

#### [5.5. Plot ozone profiles where STD < 5% \(dark without errors\)](#)

#### [5.6 Plot NO2 profiles for all STD \(dark without errors\)](#)

#### [5.7 Plot NO3 profiles for all STD \(dark without errors\)](#)

#### [5.8 Plot H2O profiles \(only for occultations of stars 1,2,3,4,13,14,16,26,63 dark without errors\) for all STD](#)

### [6. Auxiliary Data Files used for the production reported in section 2](#)

This report presents the daily analysis on parameters extracted from GOMOS level 2 data (GOM\_NL\_\_2P). It is intended to monitor some important parameters that will impact the quality of these products. A list of level 2 products (and content) that have arrived during the reporting day to the PCF is also given.

Item	Value
Time of report generation	18APR2013 12:50:00
Data source version	GOMOS/6.01
Start time of products	29-11-2005 (29NOV2005 00:00:00)
Stop time of products	30-11-2005 (30NOV2005 00:00:00)
Store outputs in DB	Yes
Nb of level 2 prods	295
Nb of prods with errors	0

## 2. Summary of processed GOM\_NL\_\_2P products.

Nr	Filename	UTC Start time	Limb	Duration	Star Id	Star Name	Star Mag	Star Temp	Nb Meas	Orbit	Prod. error
1	GOM_NL__2PRFIN20051129_000053_000000362043_00002_19595_8862.N1	29-NOV-2005 00:00:53	Straylight	36.000	157	The1Eri	2.9060	9300.0	72	19595	No
2	GOM_NL__2PRFIN20051129_001312_000000522043_00002_19595_8863.N1	29-NOV-2005 00:13:12	Twilight	52.000	94	92Alp Cet	2.5260	3100.0	104	19595	No
3	GOM_NL__2PRFIN20051129_001829_000000362043_00002_19595_8864.N1	29-NOV-2005 00:18:29	Bright	35.500	105	6Bet Ari	2.6450	8900.0	71	19595	No
4	GOM_NL__2PRFIN20051129_002209_000000342043_00002_19595_8865.N1	29-NOV-2005 00:22:09	Bright	34.000	173	4Bet Tri	3.0040	8900.0	68	19595	No
5	GOM_NL__2PRFIN20051129_002341_000000362043_00002_19595_8866.N1	29-NOV-2005 00:23:41	Bright	36.000	79	26Bet Per	2.3100	13100.0	72	19595	No
6	GOM_NL__2PRFIN20051129_002714_000000352043_00002_19595_8867.N1	29-NOV-2005 00:27:14	Bright	34.500	160	23Gam Per	2.9300	4700.0	69	19595	No
7	GOM_NL__2PRFIN20051129_002927_000000352043_00002_19595_8868.N1	29-NOV-2005 00:29:27	Bright	34.500	110	37Del Cas	2.6780	8900.0	69	19595	No
8	GOM_NL__2PRFIN20051129_003715_000000352043_00002_19595_8869.N1	29-NOV-2005 00:37:15	Bright	35.000	49	1Alp UMi	1.9900	6300.0	70	19595	No
9	GOM_NL__2PRFIN20051129_004154_000000372043_00002_19595_8870.N1	29-NOV-2005 00:41:54	Bright	36.500	60	7Bet UMi	2.0810	3950.0	73	19595	No
10	GOM_NL__2PRFIN20051129_004426_000000352043_00002_19595_8871.N1	29-NOV-2005 00:44:26	Bright	35.000	119	14Eta Dra	2.7270	4700.0	70	19595	No
11	GOM_NL__2PRFIN20051129_004911_000000372043_00002_19595_8872.N1	29-NOV-2005 00:49:11	Bright	36.500	39	85Eta UMa	1.8540	24000.0	73	19595	No
12	GOM_NL__2PRFIN20051129_005203_000000522043_00002_19595_8873.N1	29-NOV-2005 00:52:03	Bright	52.000	180	27Gam Boo	3.0400	8000.0	104	19595	No
13	GOM_NL__2PRFIN20051129_005503_000000332043_00002_19595_8874.N1	29-NOV-2005 00:55:03	Bright	33.000	83		2.3780	11000.0	66	19595	No
14	GOM_NL__2PRFIN20051129_005734_000000342043_00002_19595_8875.N1	29-NOV-2005 00:57:34	Bright	33.500	3	16Alp Boo	-0.050000	4250.0	67	19595	No
15	GOM_NL__2PRFIN20051129_010650_000000542043_00002_19595_8876.N1	29-NOV-2005 01:06:50	Bright	53.500	15	67Alp Vir	0.97600	28000.0	107	19595	No
16	GOM_NL__2PRFIN20051129_011014_000000422043_00002_19595_8877.N1	29-NOV-2005 01:10:14	Twilight	42.000	169	46Gam Hya	2.9910	4700.0	84	19595	No
17	GOM_NL__2PRFIN20051129_011346_000000392043_00002_19595_8878.N1	29-NOV-2005 01:13:46	Twilight	39.000	123	10 Cen	2.7500	10200.0	78	19595	No
18	GOM_NL__2PRFIN20051129_011745_000000392043_00002_19595_8879.N1	29-NOV-2005 01:17:45	Dark	38.500	64	10 Cen	2.2000	10600.0	77	19595	No
19	GOM_NL__2PRFIN20051129_012013_000000382043_00002_19595_8880.N1	29-NOV-2005 01:20:13	Dark	37.500	20	Bet Cru	1.2530	30000.0	75	19595	No
20	GOM_NL__2PRFIN20051129_012124_000000422043_00003_19596_8860.N1	29-NOV-2005 01:21:24	Dark	41.500	12	Alp1Cru	0.77500	30000.0	83	19596	No
21	GOM_NL__2PRFIN20051129_012650_000000392043_00003_19596_8861.N1	29-NOV-2005 01:26:50	Dark	38.500	29	Bet Car	1.6720	10200.0	77	19596	No
22	GOM_NL__2PRFIN20051129_014129_000000382043_00003_19596_8862.N1	29-NOV-2005 01:41:29	Straylight	38.000	157	The1Eri	2.9060	9300.0	76	19596	No
23	GOM_NL__2PRFIN20051129_015348_000000492043_00003_19596_8863.N1	29-NOV-2005 01:53:48	Twilight	48.500	94	92Alp Cet	2.5260	3100.0	97	19596	No
24	GOM_NL__2PRFIN20051129_015905_000000372043_00003_19596_8864.N1	29-NOV-2005 01:59:05	Bright	36.500	105	6Bet Ari	2.6450	8900.0	73	19596	No
25	GOM_NL__2PRFIN20051129_020245_000000342043_00003_19596_8865.N1	29-NOV-2005 02:02:45	Bright	34.000	173	4Bet Tri	3.0040	8900.0	68	19596	No
26	GOM_NL__2PRFIN20051129_020417_000000382043_00003_19596_8866.N1	29-NOV-2005 02:04:17	Bright	37.500	79	26Bet Per	2.3100	13100.0	75	19596	No
27	GOM_NL__2PRFIN20051129_020750_000000362043_00003_19596_8867.N1	29-NOV-2005 02:07:50	Bright	36.000	160	23Gam Per	2.9300	4700.0	72	19596	No
28	GOM_NL__2PRFIN20051129_021003_000000352043_00003_19596_8868.N1	29-NOV-2005 02:10:03	Bright	35.000	110	37Del Cas	2.6780	8900.0	70	19596	No
29	GOM_NL__2PRFIN20051129_021751_000000352043_00003_19596_8869.N1	29-NOV-2005 02:17:51	Bright	35.000	49	1Alp UMi	1.9900	6300.0	70	19596	No
30	GOM_NL__2PRFIN20051129_022230_000000372043_00003_19596_8870.N1	29-NOV-2005 02:22:30	Bright	36.500	60	7Bet UMi	2.0810	3950.0	73	19596	No
31	GOM_NL__2PRFIN20051129_022502_000000362043_00003_19596_8871.N1	29-NOV-2005 02:25:02	Bright	36.000	119	14Eta Dra	2.7270	4700.0	72	19596	No
32	GOM_NL__2PRFIN20051129_022947_000000362043_00003_19596_8872.N1	29-NOV-2005 02:29:47	Bright	36.000	39	85Eta UMa	1.8540	24000.0	72	19596	No
33	GOM_NL__2PRFIN20051129_023539_000000332043_00003_19596_8873.N1	29-NOV-2005 02:35:39	Bright	33.000	83		2.3780	11000.0	66	19596	No
34	GOM_NL__2PRFIN20051129_023810_000000342043_00003_19596_8874.N1	29-NOV-2005 02:38:10	Bright	33.500	3	16Alp Boo	-0.050000	4250.0	67	19596	No
35	GOM_NL__2PRFIN20051129_024726_000000382043_00003_19596_8875.N1	29-NOV-2005 02:47:26	Bright	38.000	15	67Alp Vir	0.97600	28000.0	76	19596	No
36	GOM_NL__2PRFIN20051129_025422_000000382043_00003_19596_8876.N1	29-NOV-2005 02:54:22	Dark	37.500	123	10 Cen	2.7500	10200.0	75	19596	No
37	GOM_NL__2PRFIN20051129_025821_000000402043_00003_19596_8877.N1	29-NOV-2005 02:58:21	Dark	39.500	64	10 Cen	2.2000	10600.0	79	19596	No
38	GOM_NL__2PRFIN20051129_030049_000000382043_00003_19596_8878.N1	29-NOV-2005 03:00:49	Dark	37.500	20	Bet Cru	1.2530	30000.0	75	19596	No
39	GOM_NL__2PRFIN20051129_030200_000000492043_00004_19597_8860.N1	29-NOV-2005 03:02:00	Dark	49.000	12	Alp1Cru	0.77500	30000.0	98	19597	No
40	GOM_NL__2PRFIN20051129_030727_000000382043_00004_19597_8861.N1	29-NOV-2005 03:07:27	Dark	38.000	29	Bet Car	1.6720	10200.0	76	19597	No
41	GOM_NL__2PRFIN20051129_032205_000000382043_00004_19597_8862.N1	29-NOV-2005 03:22:05	Straylight	38.000	157	The1Eri	2.9060	9300.0	76	19597	No
42	GOM_NL__2PRFIN20051129_033424_000000432043_00004_19597_8863.N1	29-NOV-2005 03:34:24	Twilight	43.000	94	92Alp Cet	2.5260	3100.0	86	19597	No

43	GOM_NL__2PRFIN20051129_033941_000000372043_00004_19597_8864.N1	29-NOV-2005 03:39:41	Bright	37.000	105	6Bet Ari	2.6450	8900.0	74	19597	No
44	GOM_NL__2PRFIN20051129_034321_000000352043_00004_19597_8865.N1	29-NOV-2005 03:43:21	Bright	34.500	173	4Bet Tri	3.0040	8900.0	69	19597	No
45	GOM_NL__2PRFIN20051129_034453_000000362043_00004_19597_8866.N1	29-NOV-2005 03:44:53	Bright	36.000	79	26Bet Per	2.3100	13100.	72	19597	No
46	GOM_NL__2PRFIN20051129_034826_000000362043_00004_19597_8867.N1	29-NOV-2005 03:48:26	Bright	35.500	160	23Gam Per	2.9300	4700.0	71	19597	No
47	GOM_NL__2PRFIN20051129_035039_000000362043_00004_19597_8868.N1	29-NOV-2005 03:50:39	Bright	36.000	110	37Del Cas	2.6780	8900.0	72	19597	No
48	GOM_NL__2PRFIN20051129_035827_000000332043_00004_19597_8869.N1	29-NOV-2005 03:58:27	Bright	33.000	49	1Alp UMi	1.9900	6300.0	66	19597	No
49	GOM_NL__2PRFIN20051129_040306_000000342043_00004_19597_8870.N1	29-NOV-2005 04:03:06	Bright	33.500	60	7Bet UMi	2.0810	3950.0	67	19597	No
50	GOM_NL__2PRFIN20051129_040538_000000362043_00004_19597_8871.N1	29-NOV-2005 04:05:38	Bright	36.000	119	14Eta Dra	2.7270	4700.0	72	19597	No
51	GOM_NL__2PRFIN20051129_041023_000000352043_00004_19597_8872.N1	29-NOV-2005 04:10:23	Bright	35.000	39	85Eta UMa	1.8540	24000.	70	19597	No
52	GOM_NL__2PRFIN20051129_041315_000000332043_00004_19597_8873.N1	29-NOV-2005 04:13:15	Bright	33.000	180	27Gam Boo	3.0400	8000.0	66	19597	No
53	GOM_NL__2PRFIN20051129_041615_000000332043_00004_19597_8874.N1	29-NOV-2005 04:16:15	Bright	33.000	83		2.3780	11000.	66	19597	No
54	GOM_NL__2PRFIN20051129_041846_000000342043_00004_19597_8875.N1	29-NOV-2005 04:18:46	Bright	33.500	3	16Alp Boo	-0.050000	4250.0	67	19597	No
55	GOM_NL__2PRFIN20051129_042802_000000392043_00004_19597_8876.N1	29-NOV-2005 04:28:02	Bright	38.500	15	67Alp Vir	0.97600	28000.	77	19597	No
56	GOM_NL__2PRFIN20051129_043126_000000432043_00004_19597_8877.N1	29-NOV-2005 04:31:26	Tw_i_and_stray	42.500	169	46Gam Hya	2.9910	4700.0	85	19597	No
57	GOM_NL__2PRFIN20051129_043458_000000382043_00004_19597_8878.N1	29-NOV-2005 04:34:58	Dark	38.000	123	1ot Cen	2.7500	10200.	76	19597	No
58	GOM_NL__2PRFIN20051129_043858_000000422043_00004_19597_8879.N1	29-NOV-2005 04:38:58	Dark	41.500	64	Gam Cen	2.2000	10600.	83	19597	No
59	GOM_NL__2PRFIN20051129_044125_000000372043_00004_19597_8880.N1	29-NOV-2005 04:41:25	Dark	36.500	20	Bet Cru	1.2530	30000.	73	19597	No
60	GOM_NL__2PRFIN20051129_044236_000000432043_00005_19598_8880.N1	29-NOV-2005 04:42:36	Dark	42.500	12	Alp1Cru	0.77500	30000.	85	19598	No
61	GOM_NL__2PRFIN20051129_044803_000000382043_00005_19598_8881.N1	29-NOV-2005 04:48:03	Dark	37.500	29	Bet Car	1.6720	10200.	75	19598	No
62	GOM_NL__2PRFIN20051129_050241_000000382043_00005_19598_8882.N1	29-NOV-2005 05:02:41	Straylight	37.500	157	The1Eri	2.9060	9300.0	75	19598	No
63	GOM_NL__2PRFIN20051129_051500_000000482043_00005_19598_8883.N1	29-NOV-2005 05:15:00	Tw_i_and_stray	47.500	94	92Alp Cet	2.5260	3100.0	95	19598	No
64	GOM_NL__2PRFIN20051129_052017_000000372043_00005_19598_8884.N1	29-NOV-2005 05:20:17	Bright	36.500	105	6Bet Ari	2.6450	8900.0	73	19598	No
65	GOM_NL__2PRFIN20051129_052358_000000352043_00005_19598_8885.N1	29-NOV-2005 05:23:58	Bright	34.500	173	4Bet Tri	3.0040	8900.0	69	19598	No
66	GOM_NL__2PRFIN20051129_052528_000000362043_00005_19598_8886.N1	29-NOV-2005 05:25:28	Bright	35.500	79	26Bet Per	2.3100	13100.	71	19598	No
67	GOM_NL__2PRFIN20051129_052902_000000352043_00005_19598_8887.N1	29-NOV-2005 05:29:02	Bright	35.000	160	23Gam Per	2.9300	4700.0	70	19598	No
68	GOM_NL__2PRFIN20051129_053115_000000352043_00005_19598_8888.N1	29-NOV-2005 05:31:15	Bright	34.500	110	37Del Cas	2.6780	8900.0	69	19598	No
69	GOM_NL__2PRFIN20051129_053903_000000362043_00005_19598_8889.N1	29-NOV-2005 05:39:03	Bright	36.000	49	1Alp UMi	1.9900	6300.0	72	19598	No
70	GOM_NL__2PRFIN20051129_054342_000000372043_00005_19598_8890.N1	29-NOV-2005 05:43:42	Bright	36.500	60	7Bet UMi	2.0810	3950.0	73	19598	No
71	GOM_NL__2PRFIN20051129_054614_000000372043_00005_19598_8891.N1	29-NOV-2005 05:46:14	Bright	37.000	119	14Eta Dra	2.7270	4700.0	74	19598	No
72	GOM_NL__2PRFIN20051129_055059_000000372043_00005_19598_8892.N1	29-NOV-2005 05:50:59	Bright	36.500	39	85Eta UMa	1.8540	24000.	73	19598	No
73	GOM_NL__2PRFIN20051129_055351_000000352043_00005_19598_8893.N1	29-NOV-2005 05:53:51	Bright	34.500	180	27Gam Boo	3.0400	8000.0	69	19598	No
74	GOM_NL__2PRFIN20051129_055651_000000342043_00005_19598_8894.N1	29-NOV-2005 05:56:51	Bright	33.500	83		2.3780	11000.	67	19598	No
75	GOM_NL__2PRFIN20051129_055922_000000342043_00005_19598_8895.N1	29-NOV-2005 05:59:22	Bright	33.500	3	16Alp Boo	-0.050000	4250.0	67	19598	No
76	GOM_NL__2PRFIN20051129_060839_000000542043_00005_19598_8896.N1	29-NOV-2005 06:08:39	Bright	54.000	15	67Alp Vir	0.97600	28000.	108	19598	No
77	GOM_NL__2PRFIN20051129_061203_000000412043_00005_19598_8897.N1	29-NOV-2005 06:12:03	Tw_i_and_stray	40.500	169	46Gam Hya	2.9910	4700.0	81	19598	No
78	GOM_NL__2PRFIN20051129_061535_000000392043_00005_19598_8898.N1	29-NOV-2005 06:15:35	Dark	39.000	123	1ot Cen	2.7500	10200.	78	19598	No
79	GOM_NL__2PRFIN20051129_061934_000000402043_00005_19598_8899.N1	29-NOV-2005 06:19:34	Dark	40.000	64	Gam Cen	2.2000	10600.	80	19598	No
80	GOM_NL__2PRFIN20051129_062202_000000392043_00005_19598_8900.N1	29-NOV-2005 06:22:02	Dark	38.500	20	Bet Cru	1.2530	30000.	77	19598	No
81	GOM_NL__2PRFIN20051129_062312_000000422043_00006_19599_8880.N1	29-NOV-2005 06:23:12	Dark	42.000	12	Alp1Cru	0.77500	30000.	84	19599	No
82	GOM_NL__2PRFIN20051129_062840_000000372043_00006_19599_8881.N1	29-NOV-2005 06:28:40	Dark	37.000	29	Bet Car	1.6720	10200.	74	19599	No
83	GOM_NL__2PRFIN20051129_064317_000000382043_00006_19599_8882.N1	29-NOV-2005 06:43:17	Straylight	38.000	157	The1Eri	2.9060	9300.0	76	19599	No
84	GOM_NL__2PRFIN20051129_065536_000000442043_00006_19599_8883.N1	29-NOV-2005 06:55:36	Tw_i_and_stray	44.000	94	92Alp Cet	2.5260	3100.0	88	19599	No
85	GOM_NL__2PRFIN20051129_070054_000000362043_00006_19599_8884.N1	29-NOV-2005 07:00:54	Bright	36.000	105	6Bet Ari	2.6450	8900.0	72	19599	No
86	GOM_NL__2PRFIN20051129_070434_000000352043_00006_19599_8885.N1	29-NOV-2005 07:04:34	Bright	35.000	173	4Bet Tri	3.0040	8900.0	70	19599	No
87	GOM_NL__2PRFIN20051129_070604_000000362043_00006_19599_8886.N1	29-NOV-2005 07:06:04	Bright	35.500	79	26Bet Per	2.3100	13100.	71	19599	No
88	GOM_NL__2PRFIN20051129_070937_000000362043_00006_19599_8887.N1	29-NOV-2005 07:09:37	Bright	36.000	160	23Gam Per	2.9300	4700.0	72	19599	No
89	GOM_NL__2PRFIN20051129_071151_000000352043_00006_19599_8888.N1	29-NOV-2005 07:11:51	Bright	35.000	110	37Del Cas	2.6780	8900.0	70	19599	No
90	GOM_NL__2PRFIN20051129_071939_000000362043_00006_19599_8889.N1	29-NOV-2005 07:19:39	Bright	36.000	49	1Alp UMi	1.9900	6300.0	72	19599	No
91	GOM_NL__2PRFIN20051129_072418_000000352043_00006_19599_8890.N1	29-NOV-2005 07:24:18	Bright	35.000	60	7Bet UMi	2.0810	3950.0	70	19599	No
92	GOM_NL__2PRFIN20051129_072651_000000372043_00006_19599_8891.N1	29-NOV-2005 07:26:51	Bright	37.000	119	14Eta Dra	2.7270	4700.0	74	19599	No
93	GOM_NL__2PRFIN20051129_073135_000000372043_00006_19599_8892.N1	29-NOV-2005 07:31:35	Bright	37.000	39	85Eta UMa	1.8540	24000.	74	19599	No
94	GOM_NL__2PRFIN20051129_073427_000000342043_00006_19599_8893.N1	29-NOV-2005 07:34:27	Bright	33.500	180	27Gam Boo	3.0400	8000.0	67	19599	No
95	GOM_NL__2PRFIN20051129_073727_000000332043_00006_19599_8894.N1	29-NOV-2005 07:37:27	Bright	33.000	83		2.3780	11000.	66	19599	No
96	GOM_NL__2PRFIN20051129_073958_000000342043_00006_19599_8895.N1	29-NOV-2005 07:39:58	Bright	34.000	3	16Alp Boo	-0.050000	4250.0	68	19599	No
97	GOM_NL__2PRFIN20051129_074915_000000542043_00006_19599_8896.N1	29-NOV-2005 07:49:15	Bright	54.000	15	67Alp Vir	0.97600	28000.	108	19599	No
98	GOM_NL__2PRFIN20051129_075239_000000422043_00006_19599_8897.N1	29-NOV-2005 07:52:39	Tw_i_and_stray	41.500	169	46Gam Hya	2.9910	4700.0	83	19599	No
99	GOM_NL__2PRFIN20051129_075611_000000402043_00006_19599_8898.N1	29-NOV-2005 07:56:11	Dark	39.500	123	1ot Cen	2.7500	10200.	79	19599	No
100	GOM_NL__2PRFIN20051129_080011_000000412043_00006_19599_8899.N1	29-NOV-2005 08:00:11	Dark	40.500	64	Gam Cen	2.2000	10600.	81	19599	No
101	GOM_NL__2PRFIN20051129_080238_000000392043_00006_19599_8900.N1	29-NOV-2005 08:02:38	Dark	38.500	20	Bet Cru	1.2530	30000.	77	19599	No

102	GOM_NL__2PRFIN20051129_080349_000000422043_00007_19600_8880.N1	29-NOV-2005 08:03:49	Dark	41.500	12	Alp1Cru	0.77500	30000.	83	19600	No
103	GOM_NL__2PRFIN20051129_080916_000000372043_00007_19600_8881.N1	29-NOV-2005 08:09:16	Dark	37.000	29	Bet Car	1.6720	10200.	74	19600	No
104	GOM_NL__2PRFIN20051129_082353_000000382043_00007_19600_8882.N1	29-NOV-2005 08:23:53	Straylight	38.000	157	The1Eri	2.9060	9300.0	76	19600	No
105	GOM_NL__2PRFIN20051129_083612_000000522043_00007_19600_8883.N1	29-NOV-2005 08:36:12	Tw_i_and_stray	51.500	94	92Alp Cet	2.5260	3100.0	103	19600	No
106	GOM_NL__2PRFIN20051129_084130_000000372043_00007_19600_8884.N1	29-NOV-2005 08:41:30	Bright	37.000	105	6Bet Ari	2.6450	8900.0	74	19600	No
107	GOM_NL__2PRFIN20051129_084510_000000362043_00007_19600_8885.N1	29-NOV-2005 08:45:10	Bright	35.500	173	4Bet Tri	3.0040	8900.0	71	19600	No
108	GOM_NL__2PRFIN20051129_084640_000000372043_00007_19600_8886.N1	29-NOV-2005 08:46:40	Bright	37.000	79	26Bet Per	2.3100	13100.	74	19600	No
109	GOM_NL__2PRFIN20051129_085013_000000352043_00007_19600_8887.N1	29-NOV-2005 08:50:13	Bright	35.000	160	23Gam Per	2.9300	4700.0	70	19600	No
110	GOM_NL__2PRFIN20051129_085227_000000352043_00007_19600_8888.N1	29-NOV-2005 08:52:27	Bright	34.500	110	37Del Cas	2.6780	8900.0	69	19600	No
111	GOM_NL__2PRFIN20051129_090015_000000362043_00007_19600_8889.N1	29-NOV-2005 09:00:15	Bright	36.000	49	1Alp UMi	1.9900	6300.0	72	19600	No
112	GOM_NL__2PRFIN20051129_090454_000000372043_00007_19600_8890.N1	29-NOV-2005 09:04:54	Bright	37.000	60	7Bet UMi	2.0810	3950.0	74	19600	No
113	GOM_NL__2PRFIN20051129_090727_000000362043_00007_19600_8891.N1	29-NOV-2005 09:07:27	Bright	36.000	119	14Eta Dra	2.7270	4700.0	72	19600	No
114	GOM_NL__2PRFIN20051129_091211_000000362043_00007_19600_8892.N1	29-NOV-2005 09:12:11	Bright	36.000	39	85Eta UMa	1.8540	24000.	72	19600	No
115	GOM_NL__2PRFIN20051129_091503_000000342043_00007_19600_8893.N1	29-NOV-2005 09:15:03	Bright	34.000	180	27Gam Boo	3.0400	8000.0	68	19600	No
116	GOM_NL__2PRFIN20051129_091803_000000342043_00007_19600_8894.N1	29-NOV-2005 09:18:03	Bright	33.500	83		2.3780	11000.	67	19600	No
117	GOM_NL__2PRFIN20051129_092034_000000342043_00007_19600_8895.N1	29-NOV-2005 09:20:34	Bright	34.000	3	16Alp Boo	-0.050000	4250.0	68	19600	No
118	GOM_NL__2PRFIN20051129_092951_000000542043_00007_19600_8896.N1	29-NOV-2005 09:29:51	Bright	54.000	15	67Alp Vir	0.97600	28000.	108	19600	No
119	GOM_NL__2PRFIN20051129_093315_000000392043_00007_19600_8897.N1	29-NOV-2005 09:33:15	Tw_i_and_stray	38.500	169	46Gam Hya	2.9910	4700.0	77	19600	No
120	GOM_NL__2PRFIN20051129_093647_000000392043_00007_19600_8898.N1	29-NOV-2005 09:36:47	Dark	38.500	123	lot Cen	2.7500	10200.	77	19600	No
121	GOM_NL__2PRFIN20051129_094047_000000432043_00007_19600_8899.N1	29-NOV-2005 09:40:47	Dark	43.000	64	Gam Cen	2.2000	10600.	86	19600	No
122	GOM_NL__2PRFIN20051129_094952_000000392043_00008_19601_8880.N1	29-NOV-2005 09:49:52	Dark	38.500	29	Bet Car	1.6720	10200.	77	19601	No
123	GOM_NL__2PRFIN20051129_100430_000000362043_00008_19601_8881.N1	29-NOV-2005 10:04:30	Straylight	36.000	157	The1Eri	2.9060	9300.0	72	19601	No
124	GOM_NL__2PRFIN20051129_101648_000000452043_00008_19601_8882.N1	29-NOV-2005 10:16:48	Tw_i_and_stray	44.500	94	92Alp Cet	2.5260	3100.0	89	19601	No
125	GOM_NL__2PRFIN20051129_102206_000000372043_00008_19601_8883.N1	29-NOV-2005 10:22:06	Bright	36.500	105	6Bet Ari	2.6450	8900.0	73	19601	No
126	GOM_NL__2PRFIN20051129_102546_000000342043_00008_19601_8884.N1	29-NOV-2005 10:25:46	Bright	34.000	173	4Bet Tri	3.0040	8900.0	68	19601	No
127	GOM_NL__2PRFIN20051129_102716_000000382043_00008_19601_8885.N1	29-NOV-2005 10:27:16	Bright	37.500	79	26Bet Per	2.3100	13100.	75	19601	No
128	GOM_NL__2PRFIN20051129_103049_000000362043_00008_19601_8886.N1	29-NOV-2005 10:30:49	Bright	36.000	160	23Gam Per	2.9300	4700.0	72	19601	No
129	GOM_NL__2PRFIN20051129_103303_000000342043_00008_19601_8887.N1	29-NOV-2005 10:33:03	Bright	34.000	110	37Del Cas	2.6780	8900.0	68	19601	No
130	GOM_NL__2PRFIN20051129_104051_000000362043_00008_19601_8888.N1	29-NOV-2005 10:40:51	Bright	35.500	49	1Alp UMi	1.9900	6300.0	71	19601	No
131	GOM_NL__2PRFIN20051129_104530_000000352043_00008_19601_8889.N1	29-NOV-2005 10:45:30	Bright	35.000	60	7Bet UMi	2.0810	3950.0	70	19601	No
132	GOM_NL__2PRFIN20051129_104803_000000372043_00008_19601_8890.N1	29-NOV-2005 10:48:03	Bright	37.000	119	14Eta Dra	2.7270	4700.0	74	19601	No
133	GOM_NL__2PRFIN20051129_105247_000000352043_00008_19601_8891.N1	29-NOV-2005 10:52:47	Bright	35.000	39	85Eta UMa	1.8540	24000.	70	19601	No
134	GOM_NL__2PRFIN20051129_105539_000000342043_00008_19601_8892.N1	29-NOV-2005 10:55:39	Bright	33.500	180	27Gam Boo	3.0400	8000.0	67	19601	No
135	GOM_NL__2PRFIN20051129_105839_000000342043_00008_19601_8893.N1	29-NOV-2005 10:58:39	Bright	33.500	83		2.3780	11000.	67	19601	No
136	GOM_NL__2PRFIN20051129_110110_000000342043_00008_19601_8894.N1	29-NOV-2005 11:01:10	Bright	33.500	3	16Alp Boo	-0.050000	4250.0	67	19601	No
137	GOM_NL__2PRFIN20051129_111028_000000542043_00008_19601_8895.N1	29-NOV-2005 11:10:28	Bright	54.000	15	67Alp Vir	0.97600	28000.	108	19601	No
138	GOM_NL__2PRFIN20051129_111352_000000392043_00008_19601_8896.N1	29-NOV-2005 11:13:52	Tw_i_and_stray	38.500	169	46Gam Hya	2.9910	4700.0	77	19601	No
139	GOM_NL__2PRFIN20051129_111724_000000382043_00008_19601_8897.N1	29-NOV-2005 11:17:24	Dark	38.000	123	lot Cen	2.7500	10200.	76	19601	No
140	GOM_NL__2PRFIN20051129_112123_000000382043_00008_19601_8898.N1	29-NOV-2005 11:21:23	Dark	38.000	64	Gam Cen	2.2000	10600.	76	19601	No
141	GOM_NL__2PRFIN20051129_113028_000000382043_00009_19602_8880.N1	29-NOV-2005 11:30:28	Dark	37.500	29	Bet Car	1.6720	10200.	75	19602	No
142	GOM_NL__2PRFIN20051129_114506_000000362043_00009_19602_8881.N1	29-NOV-2005 11:45:06	Straylight	35.500	157	The1Eri	2.9060	9300.0	71	19602	No
143	GOM_NL__2PRFIN20051129_115724_000000452043_00009_19602_8882.N1	29-NOV-2005 11:57:24	Tw_i_and_stray	45.000	94	92Alp Cet	2.5260	3100.0	90	19602	No
144	GOM_NL__2PRFIN20051129_120242_000000382043_00009_19602_8883.N1	29-NOV-2005 12:02:42	Bright	37.500	105	6Bet Ari	2.6450	8900.0	75	19602	No
145	GOM_NL__2PRFIN20051129_120622_000000352043_00009_19602_8884.N1	29-NOV-2005 12:06:22	Bright	34.500	173	4Bet Tri	3.0040	8900.0	69	19602	No
146	GOM_NL__2PRFIN20051129_120752_000000372043_00009_19602_8885.N1	29-NOV-2005 12:07:52	Bright	36.500	79	26Bet Per	2.3100	13100.	73	19602	No
147	GOM_NL__2PRFIN20051129_121125_000000362043_00009_19602_8886.N1	29-NOV-2005 12:11:25	Bright	36.000	160	23Gam Per	2.9300	4700.0	72	19602	No
148	GOM_NL__2PRFIN20051129_121339_000000352043_00009_19602_8887.N1	29-NOV-2005 12:13:39	Bright	34.500	110	37Del Cas	2.6780	8900.0	69	19602	No
149	GOM_NL__2PRFIN20051129_122127_000000362043_00009_19602_8888.N1	29-NOV-2005 12:21:27	Bright	36.000	49	1Alp UMi	1.9900	6300.0	72	19602	No
150	GOM_NL__2PRFIN20051129_122606_000000332043_00009_19602_8889.N1	29-NOV-2005 12:26:06	Bright	32.500	60	7Bet UMi	2.0810	3950.0	65	19602	No
151	GOM_NL__2PRFIN20051129_122839_000000372043_00009_19602_8890.N1	29-NOV-2005 12:28:39	Bright	36.500	119	14Eta Dra	2.7270	4700.0	73	19602	No
152	GOM_NL__2PRFIN20051129_123323_000000382043_00009_19602_8891.N1	29-NOV-2005 12:33:23	Bright	37.500	39	85Eta UMa	1.8540	24000.	75	19602	No
153	GOM_NL__2PRFIN20051129_123615_000000522043_00009_19602_8892.N1	29-NOV-2005 12:36:15	Bright	52.000	180	27Gam Boo	3.0400	8000.0	104	19602	No
154	GOM_NL__2PRFIN20051129_123915_000000342043_00009_19602_8893.N1	29-NOV-2005 12:39:15	Bright	33.500	83		2.3780	11000.	67	19602	No
155	GOM_NL__2PRFIN20051129_124146_000000342043_00009_19602_8894.N1	29-NOV-2005 12:41:46	Bright	33.500	3	16Alp Boo	-0.050000	4250.0	67	19602	No
156	GOM_NL__2PRFIN20051129_125104_000000382043_00009_19602_8895.N1	29-NOV-2005 12:51:04	Bright	38.000	15	67Alp Vir	0.97600	28000.	76	19602	No
157	GOM_NL__2PRFIN20051129_125428_000000402043_00009_19602_8896.N1	29-NOV-2005 12:54:28	Tw_i_and_stray	39.500	169	46Gam Hya	2.9910	4700.0	79	19602	No
158	GOM_NL__2PRFIN20051129_125800_000000382043_00009_19602_8897.N1	29-NOV-2005 12:58:00	Dark	38.000	123	lot Cen	2.7500	10200.	76	19602	No
159	GOM_NL__2PRFIN20051129_130159_000000382043_00009_19602_8898.N1	29-NOV-2005 13:01:59	Dark	37.500	64	Gam Cen	2.2000	10600.	75	19602	No
160	GOM_NL__2PRFIN20051129_130426_000000392043_00009_19602_8899.N1	29-NOV-2005 13:04:26	Dark	39.000	20	Bet Cru	1.2530	30000.	78	19602	No



161	GOM_NL__2PRFIN20051129_130537_000000482043_00010_19603_8880.N1	29-NOV-2005 13:05:37	Dark	47.500	12	Alp1Cru	0.77500	30000.	95	19603	No
162	GOM_NL__2PRFIN20051129_131105_000000382043_00010_19603_8881.N1	29-NOV-2005 13:11:05	Dark	38.000	29	Bet Car	1.6720	10200.	76	19603	No
163	GOM_NL__2PRFIN20051129_132541_000000382043_00010_19603_8882.N1	29-NOV-2005 13:25:41	Straylight	38.000	157	The1Eri	2.9060	9300.0	76	19603	No
164	GOM_NL__2PRFIN20051129_133800_000000442043_00010_19603_8883.N1	29-NOV-2005 13:38:00	Tw_i_and_stray	44.000	94	92Alp Cet	2.5260	3100.0	88	19603	No
165	GOM_NL__2PRFIN20051129_134318_000000372043_00010_19603_8884.N1	29-NOV-2005 13:43:18	Bright	37.000	105	6Bet Ari	2.6450	8900.0	74	19603	No
166	GOM_NL__2PRFIN20051129_134658_000000352043_00010_19603_8885.N1	29-NOV-2005 13:46:58	Bright	34.500	173	4Bet Tri	3.0040	8900.0	69	19603	No
167	GOM_NL__2PRFIN20051129_134828_000000362043_00010_19603_8886.N1	29-NOV-2005 13:48:28	Bright	35.500	79	26Bet Per	2.3100	13100.	71	19603	No
168	GOM_NL__2PRFIN20051129_135200_000000362043_00010_19603_8887.N1	29-NOV-2005 13:52:00	Bright	36.000	160	23Gam Per	2.9300	4700.0	72	19603	No
169	GOM_NL__2PRFIN20051129_135415_000000352043_00010_19603_8888.N1	29-NOV-2005 13:54:15	Bright	35.000	110	37Del Cas	2.6780	8900.0	70	19603	No
170	GOM_NL__2PRFIN20051129_140203_000000362043_00010_19603_8889.N1	29-NOV-2005 14:02:03	Bright	36.000	49	1Alp UMi	1.9900	6300.0	72	19603	No
171	GOM_NL__2PRFIN20051129_140642_000000342043_00010_19603_8890.N1	29-NOV-2005 14:06:42	Bright	34.000	60	7Bet UMi	2.0810	3950.0	68	19603	No
172	GOM_NL__2PRFIN20051129_140915_000000352043_00010_19603_8891.N1	29-NOV-2005 14:09:15	Bright	35.000	119	14Eta Dra	2.7270	4700.0	70	19603	No
173	GOM_NL__2PRFIN20051129_141359_000000372043_00010_19603_8892.N1	29-NOV-2005 14:13:59	Bright	36.500	39	85Eta UMa	1.8540	24000.	73	19603	No
174	GOM_NL__2PRFIN20051129_141651_000000342043_00010_19603_8893.N1	29-NOV-2005 14:16:51	Bright	33.500	180	27Gam Boo	3.0400	8000.0	67	19603	No
175	GOM_NL__2PRFIN20051129_141951_000000332043_00010_19603_8894.N1	29-NOV-2005 14:19:51	Bright	33.000	83		2.3780	11000.	66	19603	No
176	GOM_NL__2PRFIN20051129_142222_000000342043_00010_19603_8895.N1	29-NOV-2005 14:22:22	Bright	34.000	3	16Alp Boo	-0.050000	4250.0	68	19603	No
177	GOM_NL__2PRFIN20051129_143140_000000542043_00010_19603_8896.N1	29-NOV-2005 14:31:40	Bright	54.000	15	67Alp Vir	0.97600	28000.	108	19603	No
178	GOM_NL__2PRFIN20051129_143504_000000402043_00010_19603_8897.N1	29-NOV-2005 14:35:04	Tw_i_and_stray	40.000	169	46Gam Hya	2.9910	4700.0	80	19603	No
179	GOM_NL__2PRFIN20051129_143836_000000392043_00010_19603_8898.N1	29-NOV-2005 14:38:36	Dark	38.500	123	lot Cen	2.7500	10200.	77	19603	No
180	GOM_NL__2PRFIN20051129_144236_000000412043_00010_19603_8899.N1	29-NOV-2005 14:42:36	Dark	40.500	64	Gam Cen	2.2000	10600.	81	19603	No
181	GOM_NL__2PRFIN20051129_144503_000000402043_00010_19603_8900.N1	29-NOV-2005 14:45:03	Dark	40.000	20	Bet Cru	1.2530	30000.	80	19603	No
182	GOM_NL__2PRFIN20051129_144613_000000462043_00011_19604_8880.N1	29-NOV-2005 14:46:13	Dark	45.500	12	Alp1Cru	0.77500	30000.	91	19604	No
183	GOM_NL__2PRFIN20051129_145141_000000392043_00011_19604_8881.N1	29-NOV-2005 14:51:41	Dark	38.500	29	Bet Car	1.6720	10200.	77	19604	No
184	GOM_NL__2PRFIN20051129_150617_000000392043_00011_19604_8882.N1	29-NOV-2005 15:06:17	Straylight	39.000	157	The1Eri	2.9060	9300.0	78	19604	No
185	GOM_NL__2PRFIN20051129_151836_000000462043_00011_19604_8883.N1	29-NOV-2005 15:18:36	Tw_i_and_stray	45.500	94	92Alp Cet	2.5260	3100.0	91	19604	No
186	GOM_NL__2PRFIN20051129_152354_000000372043_00011_19604_8884.N1	29-NOV-2005 15:23:54	Bright	36.500	105	6Bet Ari	2.6450	8900.0	73	19604	No
187	GOM_NL__2PRFIN20051129_152734_000000352043_00011_19604_8885.N1	29-NOV-2005 15:27:34	Bright	34.500	173	4Bet Tri	3.0040	8900.0	69	19604	No
188	GOM_NL__2PRFIN20051129_152903_000000372043_00011_19604_8886.N1	29-NOV-2005 15:29:03	Bright	36.500	79	26Bet Per	2.3100	13100.	73	19604	No
189	GOM_NL__2PRFIN20051129_153237_000000362043_00011_19604_8887.N1	29-NOV-2005 15:32:37	Bright	35.500	160	23Gam Per	2.9300	4700.0	71	19604	No
190	GOM_NL__2PRFIN20051129_153451_000000342043_00011_19604_8888.N1	29-NOV-2005 15:34:51	Bright	34.000	110	37Del Cas	2.6780	8900.0	68	19604	No
191	GOM_NL__2PRFIN20051129_154239_000000372043_00011_19604_8889.N1	29-NOV-2005 15:42:39	Bright	37.000	49	1Alp UMi	1.9900	6300.0	74	19604	No
192	GOM_NL__2PRFIN20051129_154718_000000372043_00011_19604_8890.N1	29-NOV-2005 15:47:18	Bright	37.000	60	7Bet UMi	2.0810	3950.0	74	19604	No
193	GOM_NL__2PRFIN20051129_154951_000000382043_00011_19604_8891.N1	29-NOV-2005 15:49:51	Bright	37.500	119	14Eta Dra	2.7270	4700.0	75	19604	No
194	GOM_NL__2PRFIN20051129_155435_000000372043_00011_19604_8892.N1	29-NOV-2005 15:54:35	Bright	37.000	39	85Eta UMa	1.8540	24000.	74	19604	No
195	GOM_NL__2PRFIN20051129_155727_000000522043_00011_19604_8893.N1	29-NOV-2005 15:57:27	Bright	52.000	180	27Gam Boo	3.0400	8000.0	104	19604	No
196	GOM_NL__2PRFIN20051129_160028_000000342043_00011_19604_8894.N1	29-NOV-2005 16:00:28	Bright	33.500	83		2.3780	11000.	67	19604	No
197	GOM_NL__2PRFIN20051129_160258_000000352043_00011_19604_8895.N1	29-NOV-2005 16:02:58	Bright	34.500	3	16Alp Boo	-0.050000	4250.0	69	19604	No
198	GOM_NL__2PRFIN20051129_161216_000000392043_00011_19604_8896.N1	29-NOV-2005 16:12:16	Bright	38.500	15	67Alp Vir	0.97600	28000.	77	19604	No
199	GOM_NL__2PRFIN20051129_161541_000000392043_00011_19604_8897.N1	29-NOV-2005 16:15:41	Tw_i_and_stray	39.000	169	46Gam Hya	2.9910	4700.0	78	19604	No
200	GOM_NL__2PRFIN20051129_161912_000000382043_00011_19604_8898.N1	29-NOV-2005 16:19:12	Dark	37.500	123	lot Cen	2.7500	10200.	75	19604	No
201	GOM_NL__2PRFIN20051129_162312_000000372043_00011_19604_8899.N1	29-NOV-2005 16:23:12	Dark	37.000	64	Gam Cen	2.2000	10600.	74	19604	No
202	GOM_NL__2PRFIN20051129_162539_000000452043_00011_19604_8900.N1	29-NOV-2005 16:25:39	Dark	44.500	20	Bet Cru	1.2530	30000.	89	19604	No
203	GOM_NL__2PRFIN20051129_162650_000000462043_00012_19605_8880.N1	29-NOV-2005 16:26:50	Dark	46.000	12	Alp1Cru	0.77500	30000.	92	19605	No
204	GOM_NL__2PRFIN20051129_163217_000000392043_00012_19605_8881.N1	29-NOV-2005 16:32:17	Dark	38.500	29	Bet Car	1.6720	10200.	77	19605	No
205	GOM_NL__2PRFIN20051129_164654_000000392043_00012_19605_8882.N1	29-NOV-2005 16:46:54	Straylight	39.000	157	The1Eri	2.9060	9300.0	78	19605	No
206	GOM_NL__2PRFIN20051129_165912_000000452043_00012_19605_8883.N1	29-NOV-2005 16:59:12	Tw_i_and_stray	45.000	94	92Alp Cet	2.5260	3100.0	90	19605	No
207	GOM_NL__2PRFIN20051129_170430_000000382043_00012_19605_8884.N1	29-NOV-2005 17:04:30	Bright	37.500	105	6Bet Ari	2.6450	8900.0	75	19605	No
208	GOM_NL__2PRFIN20051129_170810_000000352043_00012_19605_8885.N1	29-NOV-2005 17:08:10	Bright	34.500	173	4Bet Tri	3.0040	8900.0	69	19605	No
209	GOM_NL__2PRFIN20051129_170939_000000362043_00012_19605_8886.N1	29-NOV-2005 17:09:39	Bright	36.000	79	26Bet Per	2.3100	13100.	72	19605	No
210	GOM_NL__2PRFIN20051129_171312_000000362043_00012_19605_8887.N1	29-NOV-2005 17:13:12	Bright	36.000	160	23Gam Per	2.9300	4700.0	72	19605	No
211	GOM_NL__2PRFIN20051129_171528_000000362043_00012_19605_8888.N1	29-NOV-2005 17:15:28	Bright	36.000	110	37Del Cas	2.6780	8900.0	72	19605	No
212	GOM_NL__2PRFIN20051129_172315_000000382043_00012_19605_8889.N1	29-NOV-2005 17:23:15	Bright	37.500	49	1Alp UMi	1.9900	6300.0	75	19605	No
213	GOM_NL__2PRFIN20051129_172754_000000362043_00012_19605_8890.N1	29-NOV-2005 17:27:54	Bright	36.000	60	7Bet UMi	2.0810	3950.0	72	19605	No
214	GOM_NL__2PRFIN20051129_173027_000000362043_00012_19605_8891.N1	29-NOV-2005 17:30:27	Bright	35.500	119	14Eta Dra	2.7270	4700.0	71	19605	No
215	GOM_NL__2PRFIN20051129_173511_000000342043_00012_19605_8892.N1	29-NOV-2005 17:35:11	Bright	34.000	39	85Eta UMa	1.8540	24000.	68	19605	No
216	GOM_NL__2PRFIN20051129_173804_000000342043_00012_19605_8893.N1	29-NOV-2005 17:38:04	Bright	34.000	180	27Gam Boo	3.0400	8000.0	68	19605	No
217	GOM_NL__2PRFIN20051129_174104_000000342043_00012_19605_8894.N1	29-NOV-2005 17:41:04	Bright	33.500	83		2.3780	11000.	67	19605	No
218	GOM_NL__2PRFIN20051129_174335_000000342043_00012_19605_8895.N1	29-NOV-2005 17:43:35	Bright	34.000	3	16Alp Boo	-0.050000	4250.0	68	19605	No
219	GOM_NL__2PRFIN20051129_175253_000000542043_00012_19605_8896.N1	29-NOV-2005 17:52:53	Bright	53.500	15	67Alp Vir	0.97600	28000.	107	19605	No

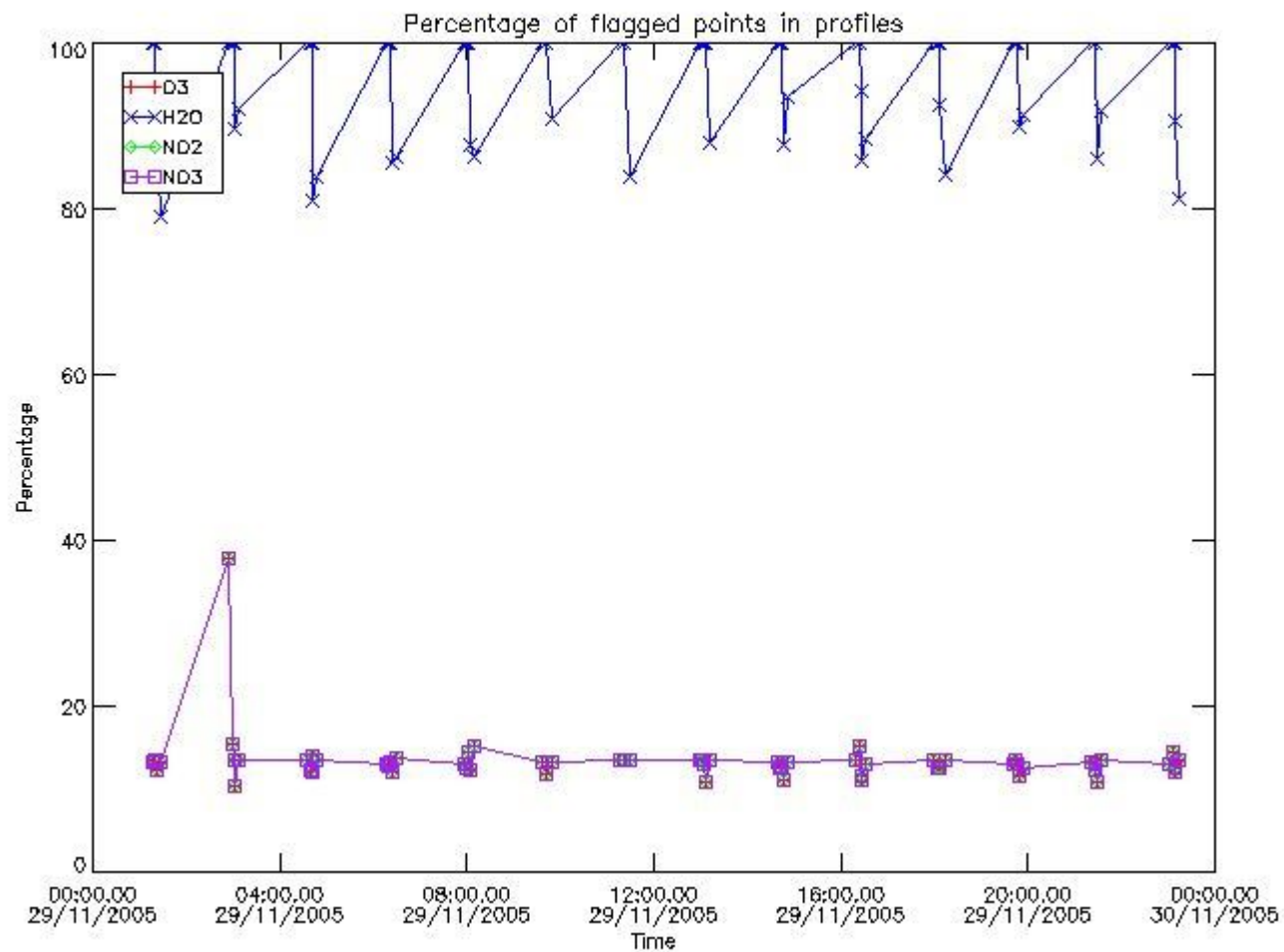
220	GOM_NL__2PRFIN20051129_175617_000000392043_00012_19605_8897.N1	29-NOV-2005 17:56:17	Twilight	38.500	169	46Gam Hya	2.9910	4700.0	77	19605	No
221	GOM_NL__2PRFIN20051129_175949_000000382043_00012_19605_8898.N1	29-NOV-2005 17:59:49	Dark	38.000	123	lot Cen	2.7500	10200.	76	19605	No
222	GOM_NL__2PRFIN20051129_180349_000000412043_00012_19605_8899.N1	29-NOV-2005 18:03:49	Dark	41.000	64	Gam Cen	2.2000	10600.	82	19605	No
223	GOM_NL__2PRFIN20051129_180615_000000412043_00012_19605_8900.N1	29-NOV-2005 18:06:15	Dark	40.500	20	Bet Cru	1.2530	30000.	81	19605	No
224	GOM_NL__2PRFIN20051129_180726_000000412043_00013_19606_8880.N1	29-NOV-2005 18:07:26	Dark	41.000	12	Alp1Cru	0.77500	30000.	82	19606	No
225	GOM_NL__2PRFIN20051129_181254_000000382043_00013_19606_8881.N1	29-NOV-2005 18:12:54	Dark	37.500	29	Bet Car	1.6720	10200.	75	19606	No
226	GOM_NL__2PRFIN20051129_182730_000000372043_00013_19606_8882.N1	29-NOV-2005 18:27:30	Straylight	36.500	157	The1Eri	2.9060	9300.0	73	19606	No
227	GOM_NL__2PRFIN20051129_183948_000000422043_00013_19606_8883.N1	29-NOV-2005 18:39:48	Twilight	42.000	94	92Alp Cet	2.5260	3100.0	84	19606	No
228	GOM_NL__2PRFIN20051129_184507_000000362043_00013_19606_8884.N1	29-NOV-2005 18:45:07	Bright	36.000	105	6Bet Ari	2.6450	8900.0	72	19606	No
229	GOM_NL__2PRFIN20051129_184846_000000352043_00013_19606_8885.N1	29-NOV-2005 18:48:46	Bright	35.000	173	4Bet Tri	3.0040	8900.0	70	19606	No
230	GOM_NL__2PRFIN20051129_185015_000000372043_00013_19606_8886.N1	29-NOV-2005 18:50:15	Bright	36.500	79	26Bet Per	2.3100	13100.	73	19606	No
231	GOM_NL__2PRFIN20051129_185348_000000352043_00013_19606_8887.N1	29-NOV-2005 18:53:48	Bright	35.000	160	23Gam Per	2.9300	4700.0	70	19606	No
232	GOM_NL__2PRFIN20051129_185604_000000352043_00013_19606_8888.N1	29-NOV-2005 18:56:04	Bright	35.000	110	37Del Cas	2.6780	8900.0	70	19606	No
233	GOM_NL__2PRFIN20051129_190351_000000362043_00013_19606_8889.N1	29-NOV-2005 19:03:51	Bright	36.000	49	1Alp UMi	1.9900	6300.0	72	19606	No
234	GOM_NL__2PRFIN20051129_190830_000000382043_00013_19606_8890.N1	29-NOV-2005 19:08:30	Bright	38.000	60	7Bet UMi	2.0810	3950.0	76	19606	No
235	GOM_NL__2PRFIN20051129_191104_000000332043_00013_19606_8891.N1	29-NOV-2005 19:11:04	Bright	33.000	119	14Eta Dra	2.7270	4700.0	66	19606	No
236	GOM_NL__2PRFIN20051129_191547_000000382043_00013_19606_8892.N1	29-NOV-2005 19:15:47	Bright	37.500	39	85Eta UMa	1.8540	24000.	75	19606	No
237	GOM_NL__2PRFIN20051129_191840_000000352043_00013_19606_8893.N1	29-NOV-2005 19:18:40	Bright	34.500	180	27Gam Boo	3.0400	8000.0	69	19606	No
238	GOM_NL__2PRFIN20051129_192140_000000342043_00013_19606_8894.N1	29-NOV-2005 19:21:40	Bright	33.500	83		2.3780	11000.	67	19606	No
239	GOM_NL__2PRFIN20051129_192411_000000342043_00013_19606_8895.N1	29-NOV-2005 19:24:11	Bright	34.000	3	16Alp Boo	-0.050000	4250.0	68	19606	No
240	GOM_NL__2PRFIN20051129_193329_000000392043_00013_19606_8896.N1	29-NOV-2005 19:33:29	Bright	39.000	15	67Alp Vir	0.97600	28000.	78	19606	No
241	GOM_NL__2PRFIN20051129_193654_000000442043_00013_19606_8897.N1	29-NOV-2005 19:36:54	Twilight	43.500	169	46Gam Hya	2.9910	4700.0	87	19606	No
242	GOM_NL__2PRFIN20051129_194025_000000392043_00013_19606_8898.N1	29-NOV-2005 19:40:25	Dark	39.000	123	lot Cen	2.7500	10200.	78	19606	No
243	GOM_NL__2PRFIN20051129_194425_000000382043_00013_19606_8899.N1	29-NOV-2005 19:44:25	Dark	37.500	64	Gam Cen	2.2000	10600.	75	19606	No
244	GOM_NL__2PRFIN20051129_194651_000000392043_00013_19606_8900.N1	29-NOV-2005 19:46:51	Dark	39.000	20	Bet Cru	1.2530	30000.	78	19606	No
245	GOM_NL__2PRFIN20051129_194802_000000452043_00014_19607_8880.N1	29-NOV-2005 19:48:02	Dark	44.500	12	Alp1Cru	0.77500	30000.	89	19607	No
246	GOM_NL__2PRFIN20051129_195330_000000402043_00014_19607_8881.N1	29-NOV-2005 19:53:30	Dark	40.000	29	Bet Car	1.6720	10200.	80	19607	No
247	GOM_NL__2PRFIN20051129_200806_000000392043_00014_19607_8882.N1	29-NOV-2005 20:08:06	Straylight	39.000	157	The1Eri	2.9060	9300.0	78	19607	No
248	GOM_NL__2PRFIN20051129_202024_000000472043_00014_19607_8883.N1	29-NOV-2005 20:20:24	Twilight	46.500	94	92Alp Cet	2.5260	3100.0	93	19607	No
249	GOM_NL__2PRFIN20051129_202543_000000362043_00014_19607_8884.N1	29-NOV-2005 20:25:43	Bright	36.000	105	6Bet Ari	2.6450	8900.0	72	19607	No
250	GOM_NL__2PRFIN20051129_202922_000000352043_00014_19607_8885.N1	29-NOV-2005 20:29:22	Bright	35.000	173	4Bet Tri	3.0040	8900.0	70	19607	No
251	GOM_NL__2PRFIN20051129_203051_000000362043_00014_19607_8886.N1	29-NOV-2005 20:30:51	Bright	36.000	79	26Bet Per	2.3100	13100.	72	19607	No
252	GOM_NL__2PRFIN20051129_203424_000000362043_00014_19607_8887.N1	29-NOV-2005 20:34:24	Bright	36.000	160	23Gam Per	2.9300	4700.0	72	19607	No
253	GOM_NL__2PRFIN20051129_203640_000000352043_00014_19607_8888.N1	29-NOV-2005 20:36:40	Bright	35.000	110	37Del Cas	2.6780	8900.0	70	19607	No
254	GOM_NL__2PRFIN20051129_204427_000000362043_00014_19607_8889.N1	29-NOV-2005 20:44:27	Bright	36.000	49	1Alp UMi	1.9900	6300.0	72	19607	No
255	GOM_NL__2PRFIN20051129_204906_000000322043_00014_19607_8890.N1	29-NOV-2005 20:49:06	Bright	32.000	60	7Bet UMi	2.0810	3950.0	64	19607	No
256	GOM_NL__2PRFIN20051129_205140_000000372043_00014_19607_8891.N1	29-NOV-2005 20:51:40	Bright	36.500	119	14Eta Dra	2.7270	4700.0	73	19607	No
257	GOM_NL__2PRFIN20051129_205623_000000382043_00014_19607_8892.N1	29-NOV-2005 20:56:23	Bright	37.500	39	85Eta UMa	1.8540	24000.	75	19607	No
258	GOM_NL__2PRFIN20051129_205916_000000352043_00014_19607_8893.N1	29-NOV-2005 20:59:16	Bright	35.000	180	27Gam Boo	3.0400	8000.0	70	19607	No
259	GOM_NL__2PRFIN20051129_210216_000000342043_00014_19607_8894.N1	29-NOV-2005 21:02:16	Bright	33.500	83		2.3780	11000.	67	19607	No
260	GOM_NL__2PRFIN20051129_210447_000000342043_00014_19607_8895.N1	29-NOV-2005 21:04:47	Bright	34.000	3	16Alp Boo	-0.050000	4250.0	68	19607	No
261	GOM_NL__2PRFIN20051129_211405_000000452043_00014_19607_8896.N1	29-NOV-2005 21:14:05	Bright	45.000	15	67Alp Vir	0.97600	28000.	90	19607	No
262	GOM_NL__2PRFIN20051129_211730_000000412043_00014_19607_8897.N1	29-NOV-2005 21:17:30	Twilight	41.000	169	46Gam Hya	2.9910	4700.0	82	19607	No
263	GOM_NL__2PRFIN20051129_212101_000000392043_00014_19607_8898.N1	29-NOV-2005 21:21:01	Dark	38.500	123	lot Cen	2.7500	10200.	77	19607	No
264	GOM_NL__2PRFIN20051129_212501_000000422043_00014_19607_8899.N1	29-NOV-2005 21:25:01	Dark	41.500	64	Gam Cen	2.2000	10600.	83	19607	No
265	GOM_NL__2PRFIN20051129_212728_000000402043_00014_19607_8900.N1	29-NOV-2005 21:27:28	Dark	39.500	20	Bet Cru	1.2530	30000.	79	19607	No
266	GOM_NL__2PRFIN20051129_212838_000000472043_00015_19608_8900.N1	29-NOV-2005 21:28:38	Dark	47.000	12	Alp1Cru	0.77500	30000.	94	19608	No
267	GOM_NL__2PRFIN20051129_213406_000000382043_00015_19608_8901.N1	29-NOV-2005 21:34:06	Dark	37.500	29	Bet Car	1.6720	10200.	75	19608	No
268	GOM_NL__2PRFIN20051129_214842_000000382043_00015_19608_8902.N1	29-NOV-2005 21:48:42	Straylight	38.000	157	The1Eri	2.9060	9300.0	76	19608	No
269	GOM_NL__2PRFIN20051129_220100_000000442043_00015_19608_8903.N1	29-NOV-2005 22:01:00	Twilight	44.000	94	92Alp Cet	2.5260	3100.0	88	19608	No
270	GOM_NL__2PRFIN20051129_220619_000000362043_00015_19608_8904.N1	29-NOV-2005 22:06:19	Bright	36.000	105	6Bet Ari	2.6450	8900.0	72	19608	No
271	GOM_NL__2PRFIN20051129_220958_000000342043_00015_19608_8905.N1	29-NOV-2005 22:09:58	Bright	33.500	173	4Bet Tri	3.0040	8900.0	67	19608	No
272	GOM_NL__2PRFIN20051129_221127_000000352043_00015_19608_8906.N1	29-NOV-2005 22:11:27	Bright	34.500	79	26Bet Per	2.3100	13100.	69	19608	No
273	GOM_NL__2PRFIN20051129_221500_000000362043_00015_19608_8907.N1	29-NOV-2005 22:15:00	Bright	35.500	160	23Gam Per	2.9300	4700.0	71	19608	No
274	GOM_NL__2PRFIN20051129_221716_000000352043_00015_19608_8908.N1	29-NOV-2005 22:17:16	Bright	35.000	110	37Del Cas	2.6780	8900.0	70	19608	No
275	GOM_NL__2PRFIN20051129_222502_000000362043_00015_19608_8909.N1	29-NOV-2005 22:25:02	Bright	35.500	49	1Alp UMi	1.9900	6300.0	71	19608	No
276	GOM_NL__2PRFIN20051129_222942_000000362043_00015_19608_8910.N1	29-NOV-2005 22:29:42	Bright	35.500	60	7Bet UMi	2.0810	3950.0	71	19608	No
277	GOM_NL__2PRFIN20051129_223216_000000362043_00015_19608_8911.N1	29-NOV-2005 22:32:16	Bright	35.500	119	14Eta Dra	2.7270	4700.0	71	19608	No
278	GOM_NL__2PRFIN20051129_223659_000000362043_00015_19608_8912.N1	29-NOV-2005 22:36:59	Bright	36.000	39	85Eta UMa	1.8540	24000.	72	19608	No

279	GOM_NL__2PRFIN20051129_223952_000000352043_00015_19608_8913.N1	29-NOV-2005 22:39:52	Bright	34.500	180	27Gam Boo	3.0400	8000.0	69	19608	No
280	GOM_NL__2PRFIN20051129_224252_000000342043_00015_19608_8914.N1	29-NOV-2005 22:42:52	Bright	33.500	83		2.3780	11000.	67	19608	No
281	GOM_NL__2PRFIN20051129_224523_000000342043_00015_19608_8915.N1	29-NOV-2005 22:45:23	Bright	33.500	3	16Alp Boo	-0.050000	4250.0	67	19608	No
282	GOM_NL__2PRFIN20051129_225442_000000392043_00015_19608_8916.N1	29-NOV-2005 22:54:42	Bright	39.000	15	67Alp Vir	0.97600	28000.	78	19608	No
283	GOM_NL__2PRFIN20051129_225806_000000442043_00015_19608_8917.N1	29-NOV-2005 22:58:06	Twilight	44.000	169	46Gam Hya	2.9910	4700.0	88	19608	No
284	GOM_NL__2PRFIN20051129_230138_000000402043_00015_19608_8918.N1	29-NOV-2005 23:01:38	Dark	39.500	123	10 Cen	2.7500	10200.	79	19608	No
285	GOM_NL__2PRFIN20051129_230537_000000392043_00015_19608_8919.N1	29-NOV-2005 23:05:37	Dark	38.500	64	Gam Cen	2.2000	10600.	77	19608	No
286	GOM_NL__2PRFIN20051129_230804_000000412043_00015_19608_8920.N1	29-NOV-2005 23:08:04	Dark	40.500	20	Bet Cru	1.2530	30000.	81	19608	No
287	GOM_NL__2PRFIN20051129_230914_000000432043_00016_19609_8900.N1	29-NOV-2005 23:09:14	Dark	42.500	12	Alp1Cru	0.77500	30000.	85	19609	No
288	GOM_NL__2PRFIN20051129_231443_000000382043_00016_19609_8901.N1	29-NOV-2005 23:14:43	Dark	37.500	29	Bet Car	1.6720	10200.	75	19609	No
289	GOM_NL__2PRFIN20051129_232918_000000382043_00016_19609_8902.N1	29-NOV-2005 23:29:18	Straylight	37.500	157	The1Eri	2.9060	9300.0	75	19609	No
290	GOM_NL__2PRFIN20051129_234136_000000472043_00016_19609_8903.N1	29-NOV-2005 23:41:36	Twilight	46.500	94	92Alp Cet	2.5260	3100.0	93	19609	No
291	GOM_NL__2PRFIN20051129_234655_000000362043_00016_19609_8904.N1	29-NOV-2005 23:46:55	Bright	36.000	105	6Bet Ari	2.6450	8900.0	72	19609	No
292	GOM_NL__2PRFIN20051129_235034_000000342043_00016_19609_8905.N1	29-NOV-2005 23:50:34	Bright	34.000	173	4Bet Tri	3.0040	8900.0	68	19609	No
293	GOM_NL__2PRFIN20051129_235203_000000352043_00016_19609_8906.N1	29-NOV-2005 23:52:03	Bright	34.500	79	26Bet Per	2.3100	13100.	69	19609	No
294	GOM_NL__2PRFIN20051129_235536_000000352043_00016_19609_8907.N1	29-NOV-2005 23:55:36	Bright	34.500	160	23Gam Per	2.9300	4700.0	69	19609	No
295	GOM_NL__2PRFIN20051129_235752_000000342043_00016_19609_8908.N1	29-NOV-2005 23:57:52	Bright	33.500	110	37Del Cas	2.6780	8900.0	67	19609	No

### 3. Quality information per product

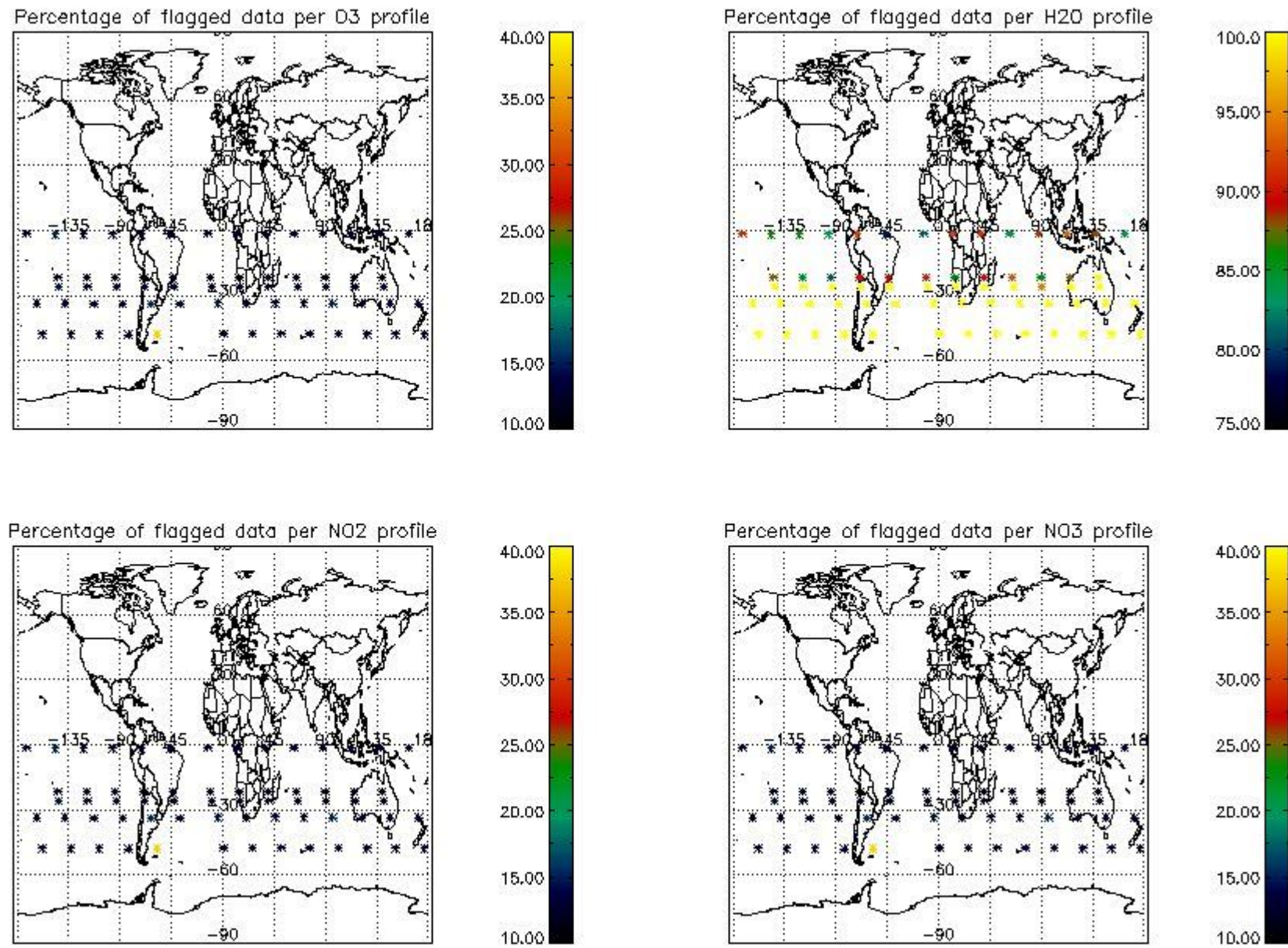
In this section it is plotted some information contained in the Quality Summary data set of the level 2 products. Only products in dark limb conditions and without errors (error flag in the MPH set to "0") are used.

#### 3.1 Plot quality information per product (time dependant)





### 3.2 Plot quality information per product (world map)



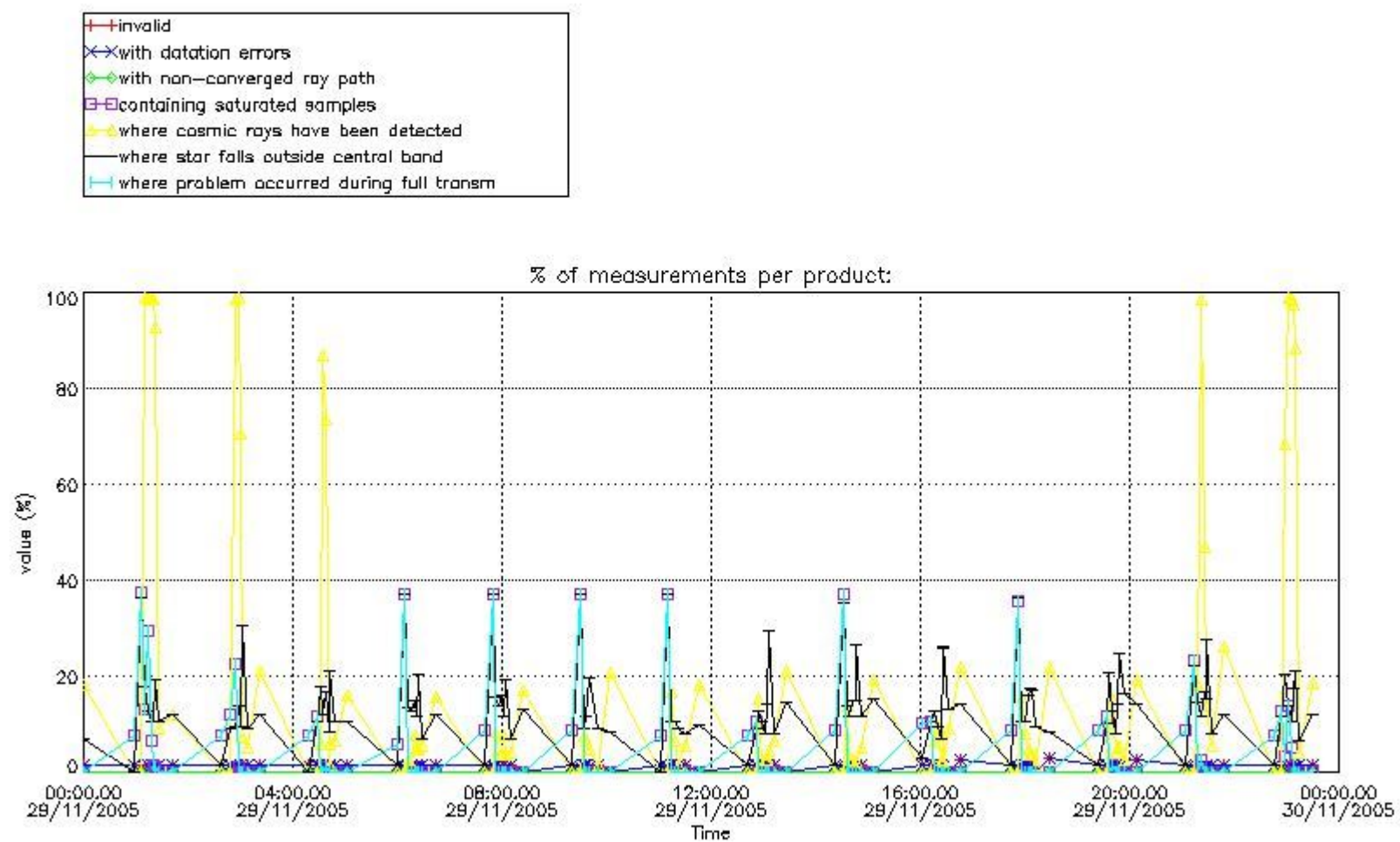
### 4. Level 1 quality information per product

In this section it is plotted some information contained in the Quality Summary data set of the level 2 products that comes from the level 1b processing. Products without errors (error flag in the MPH set to "0") are used.

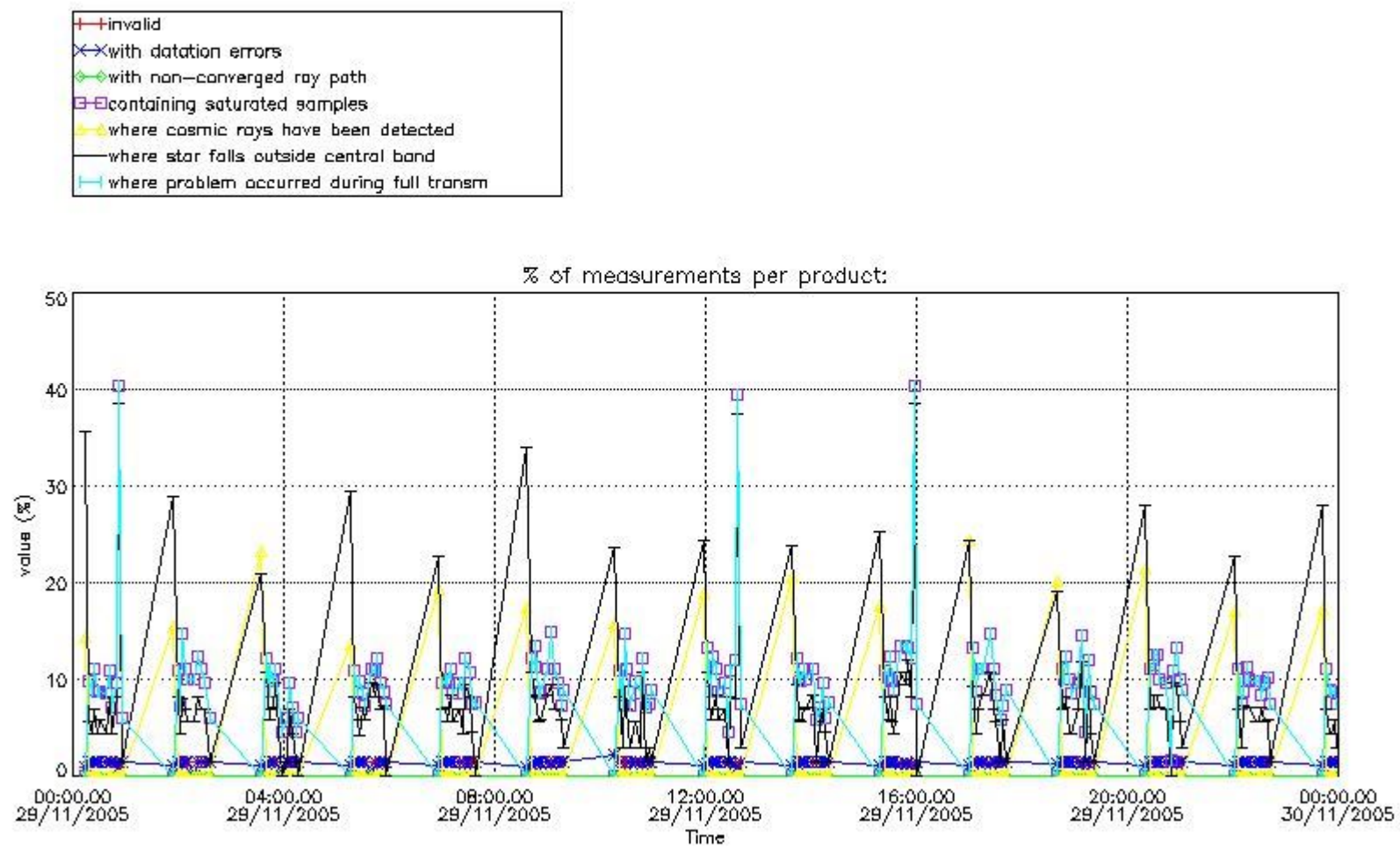
#### 4.1 Plot quality information per product (time dependant) coming from level 1b processing

##### 4.1.1 Plot level 1 quality information per product (time dependant): ENVISAT ASCENDING passes





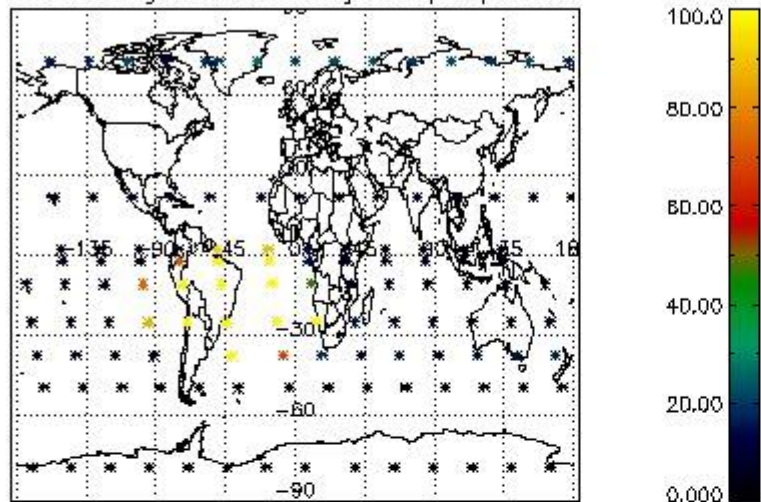
4.1.2 Plot level 1 quality information per product (time dependant): ENVI SAT DESCENDING passes



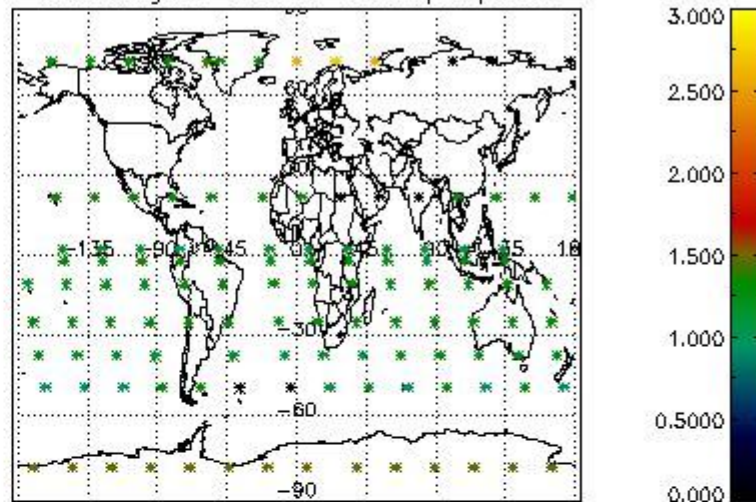
4.2 Plot quality information per product coming from level 1b processing (world map)

4.2.1 Plot level 1 quality information per product (world map): ENVISAT ASCENDING passes

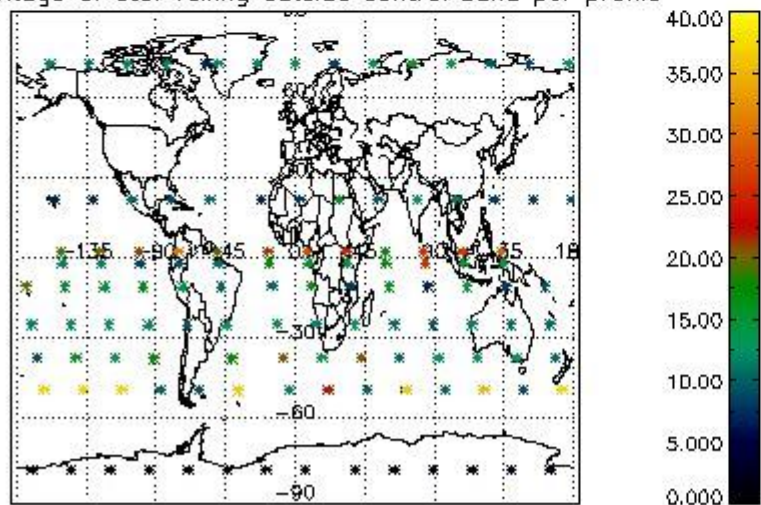
Percentage of cosmic ray hits per profile



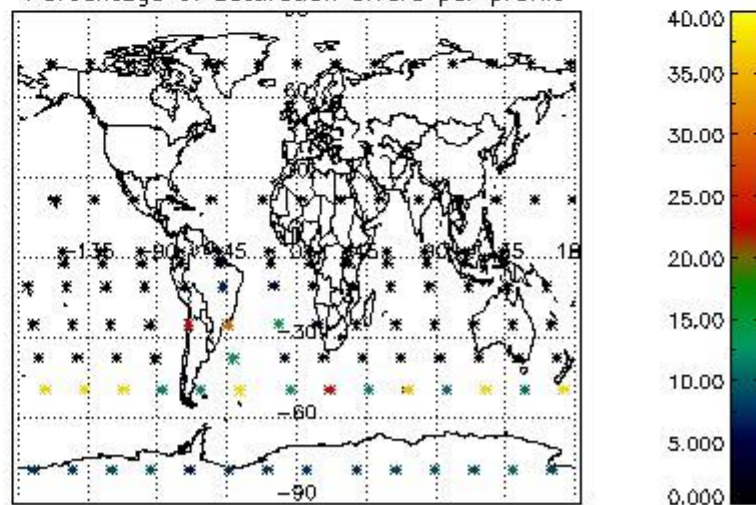
Percentage of datation errors per profile



Percentage of star falling outside central band per profile

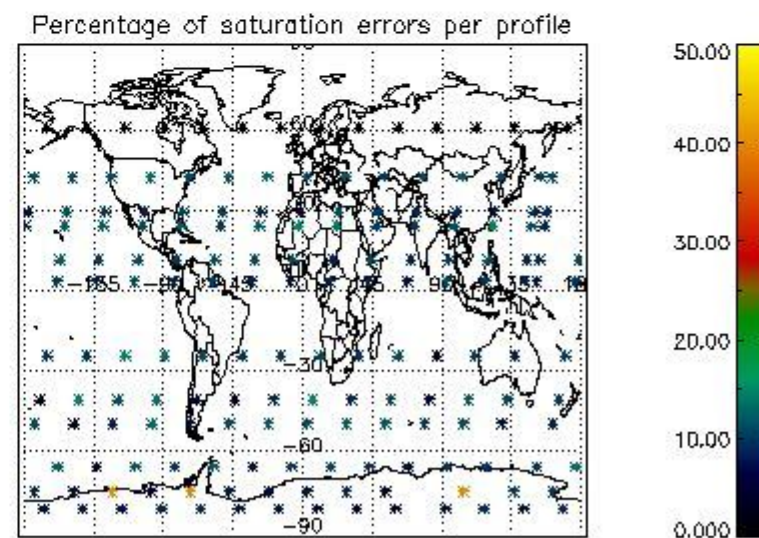
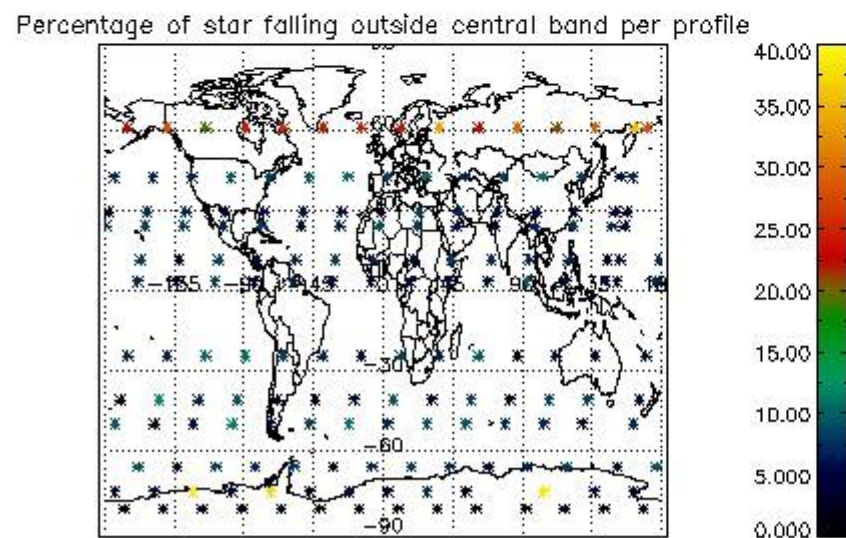
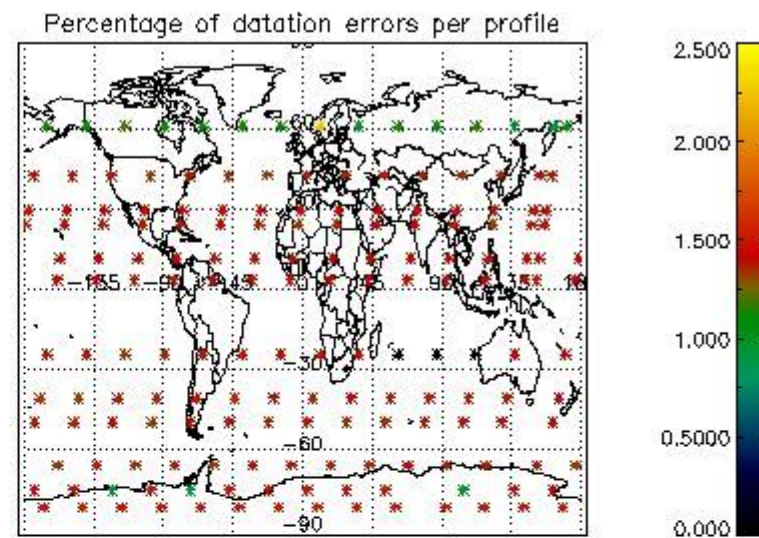
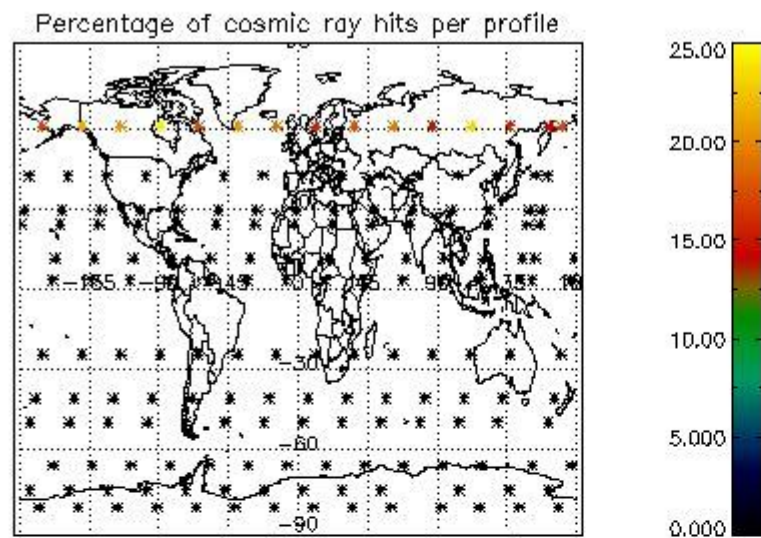


Percentage of saturation errors per profile



4.2.2 Plot level 1 quality information per product (world map): ENVISAT DESCENDING passes





## 5. Trace gas profiles

### 5.1 Ozone statistics based on quality of products

The final quality of the products can be "measured" using the STD (Standard Deviation) attached to every point profile. This information is written to the parameter GOM\_NL\_\_2P/NL\_LOCAL\_SPECIES\_DENSITY/o3\_std of the level 2 products. The table below shows the statistics for given STD ranges.

The statistics are given with respect to the overall valid production:

- Products without fatal errors: GOM\_NL\_\_2P/MPH/PRODUCT\_ERR=0
- Valid point profile: GOM\_NL\_\_2P/NL\_LOCAL\_SPECIES\_DENSITY/pcd(0)=0

The 'Criteria' is applied to valid points of dark limb products:

- Products in dark limb illumination condition: GOM\_NL\_\_2P/NL\_SUMMARY\_QUALITY/obs\_ill\_cond=0
- Products without fatal errors: GOM\_NL\_\_2P/MPH/PRODUCT\_ERR=0
- Valid point profile: GOM\_NL\_\_2P/NL\_LOCAL\_SPECIES\_DENSITY/pcd(0)=0

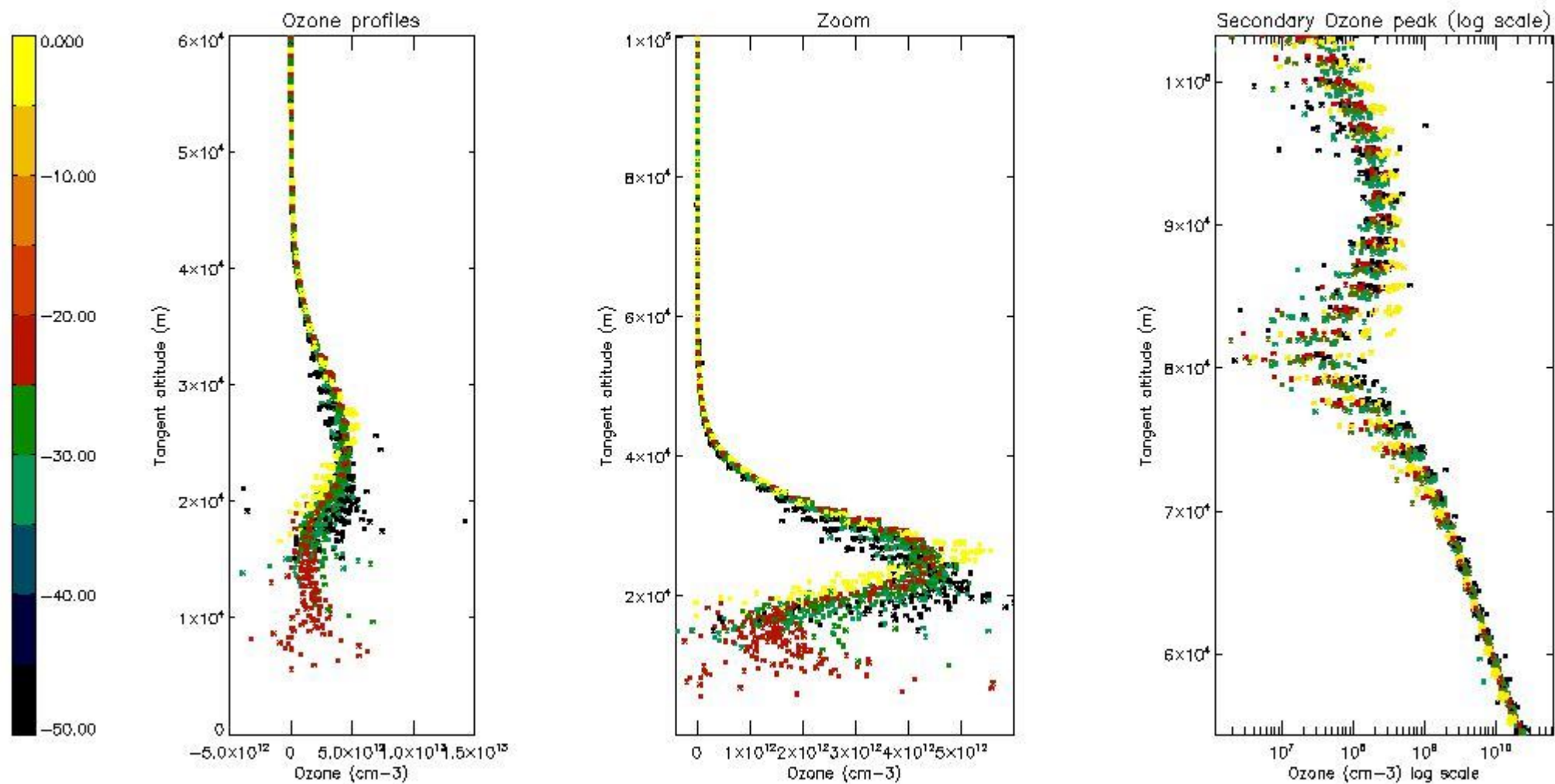
So, the table below shows the percentage of dark limb and valid observations for each criteria with respect to the overall valid daily observations.

Criteria	% of total production
All STD	24
STD < 20	16

STD < 10	13
STD < 5	8

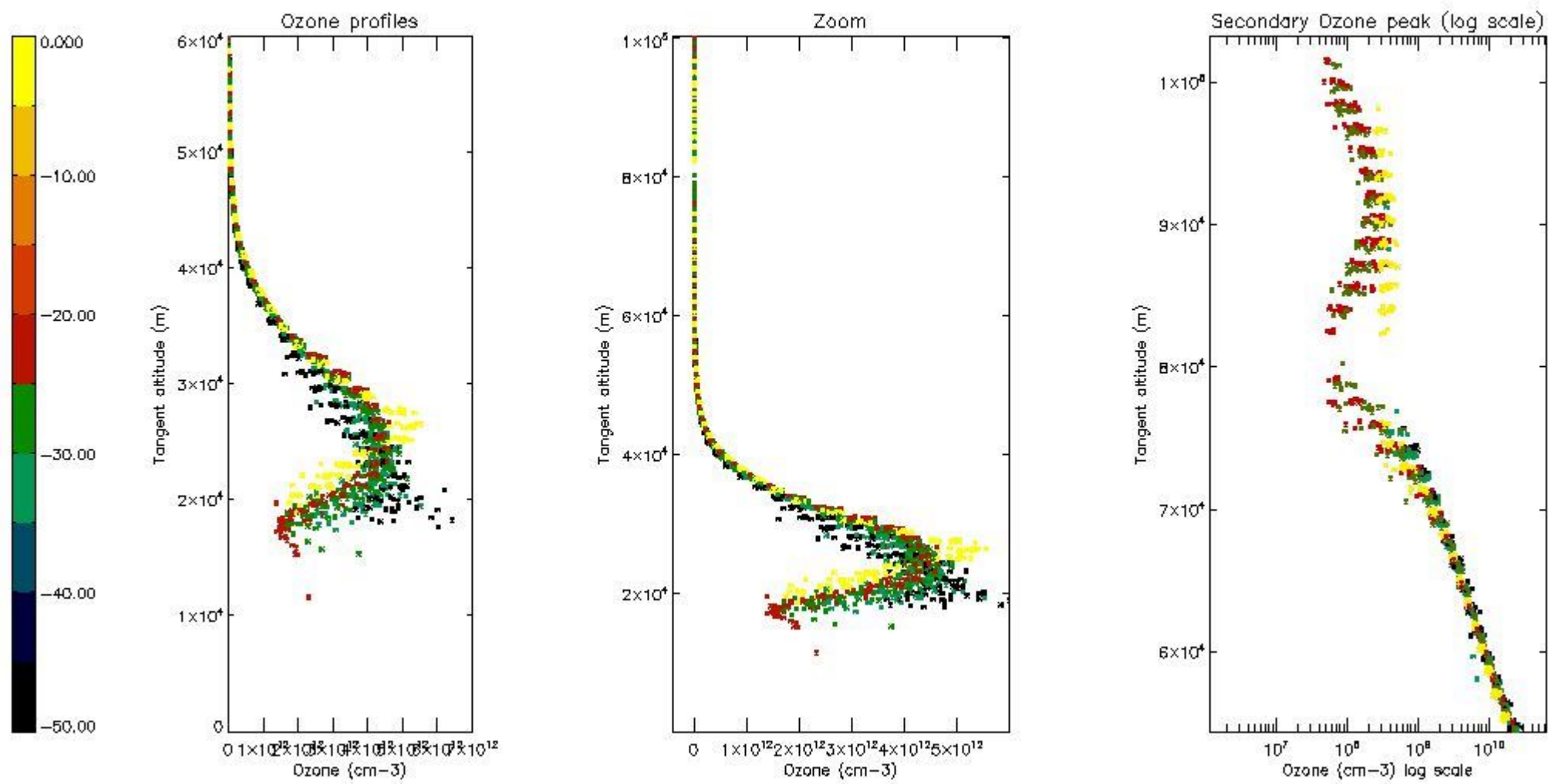
5.2 Plot ozone profiles for all STD (dark without errors)

The colorbar represents the latitude.



5.3 Plot ozone profiles where STD < 20% (dark without errors)

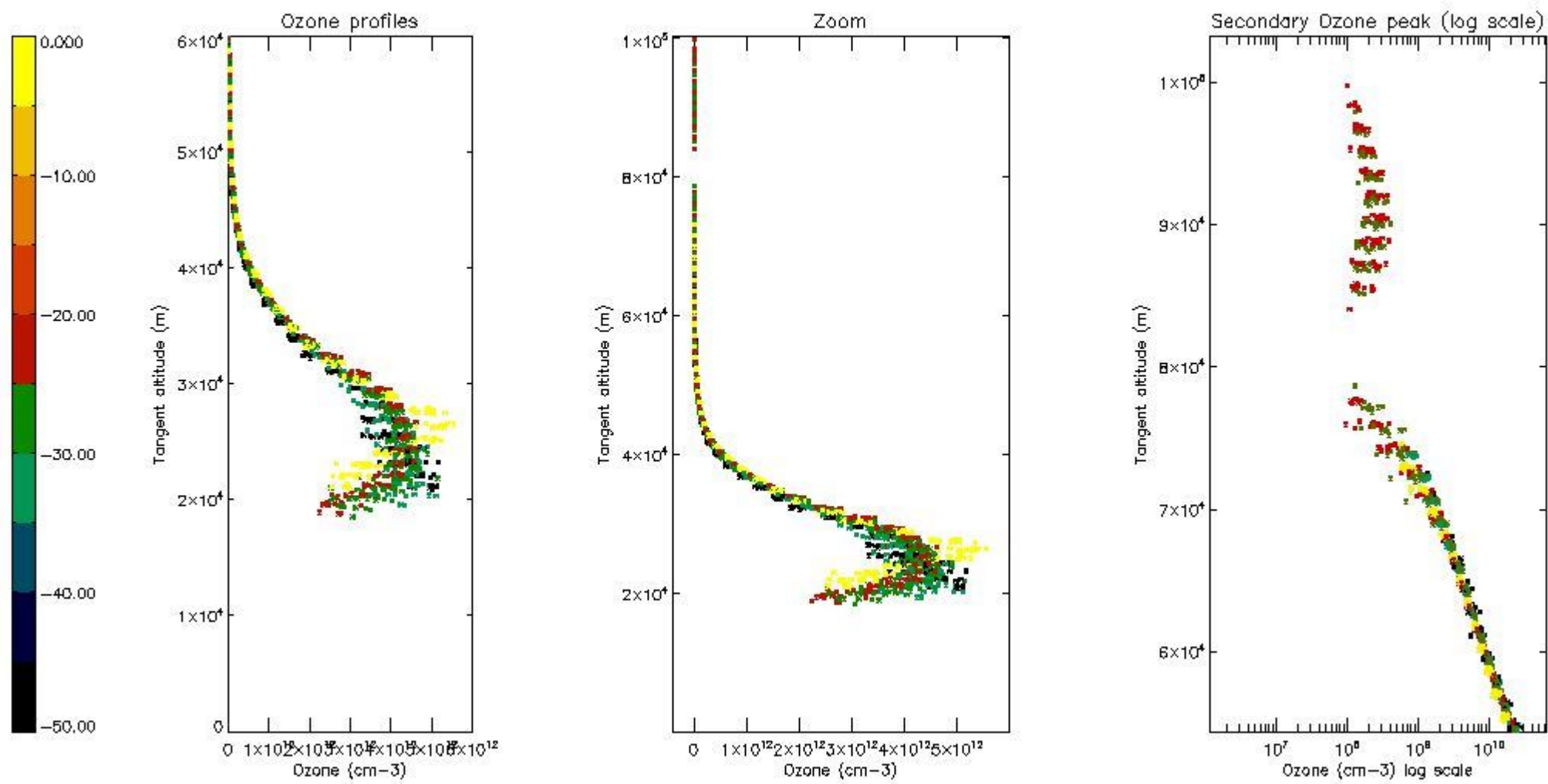
The colorbar represents the latitude.



*5.4 Plot ozone profiles where STD < 10% (dark without errors)*

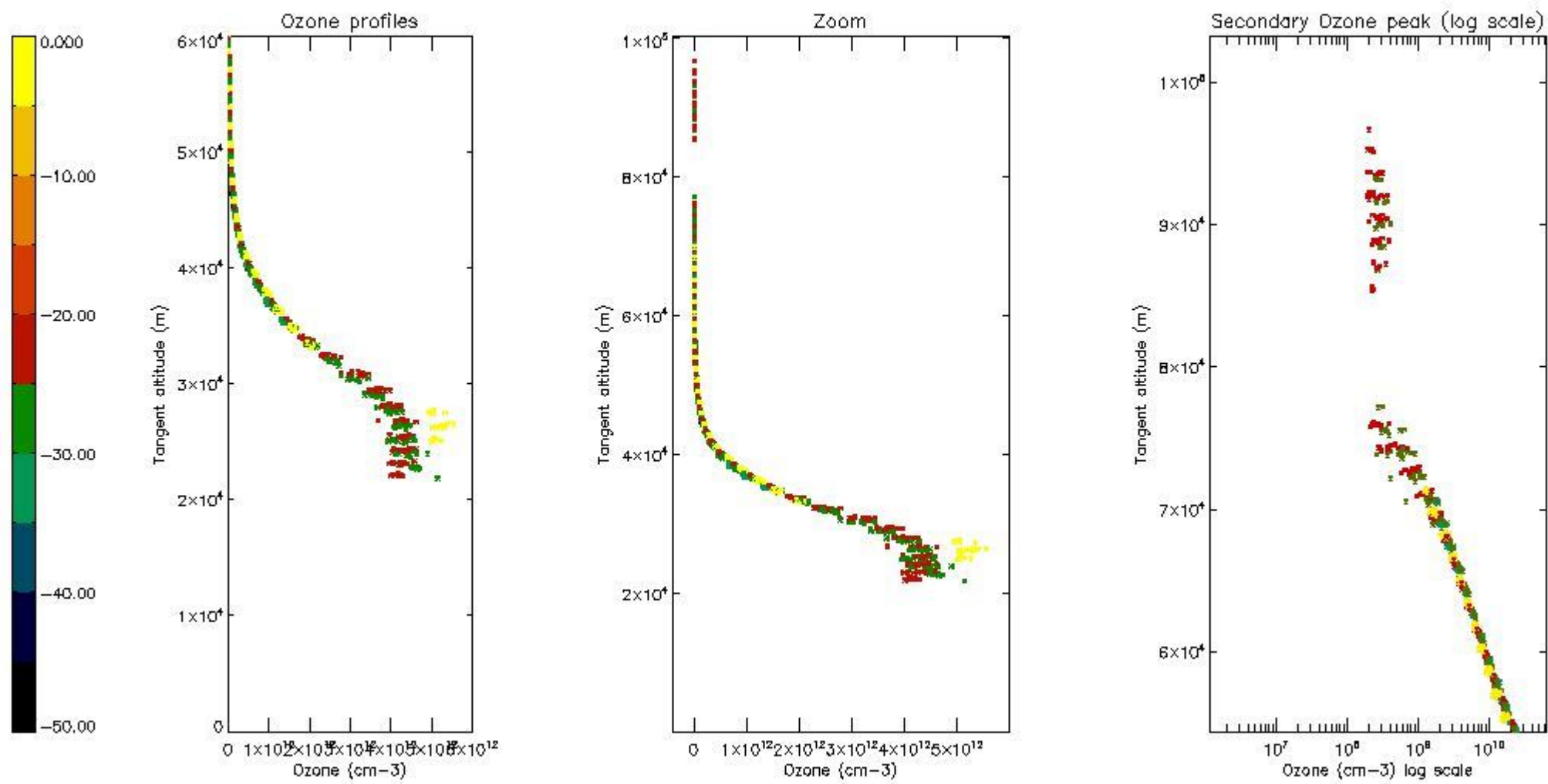
The colorbar represents the latitude.





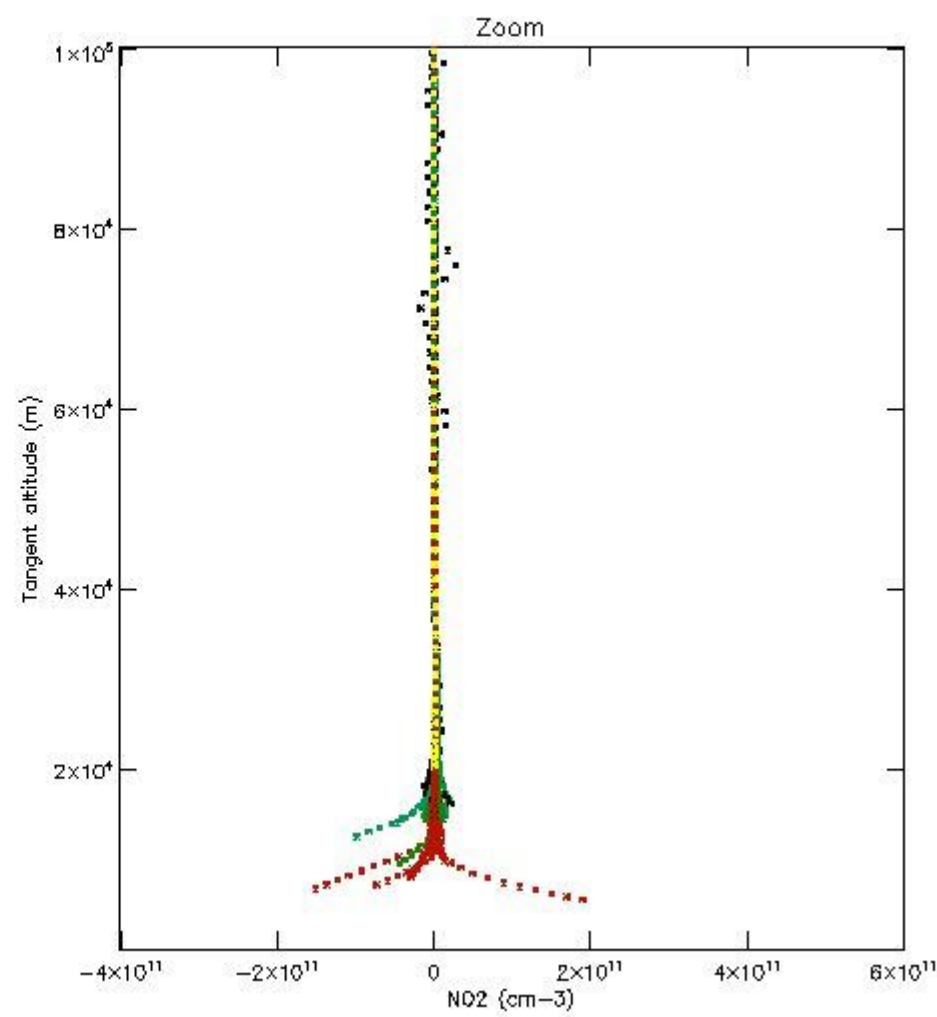
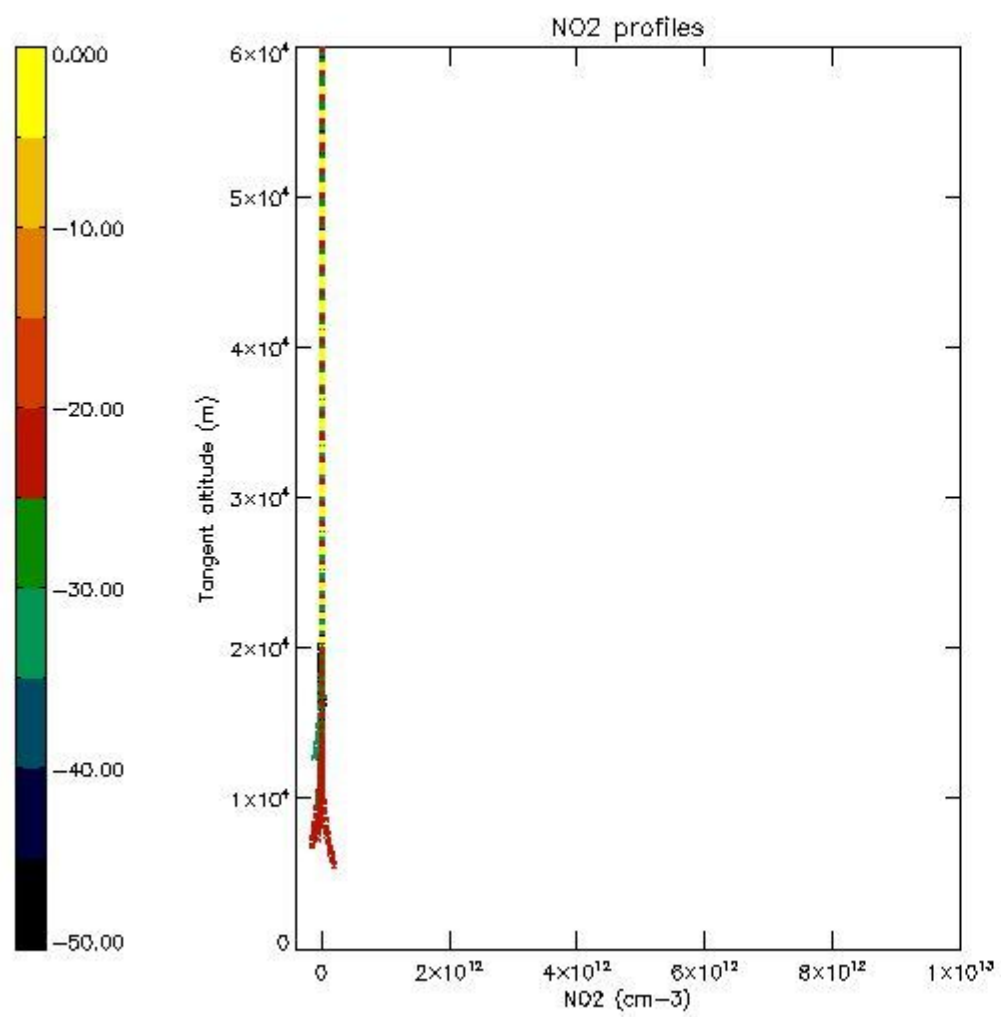
*5.5 Plot ozone profiles where STD < 5% (dark without errors)*

The colorbar represents the latitude.



*5.6 Plot NO<sub>2</sub> profiles for all STD (dark without errors)*

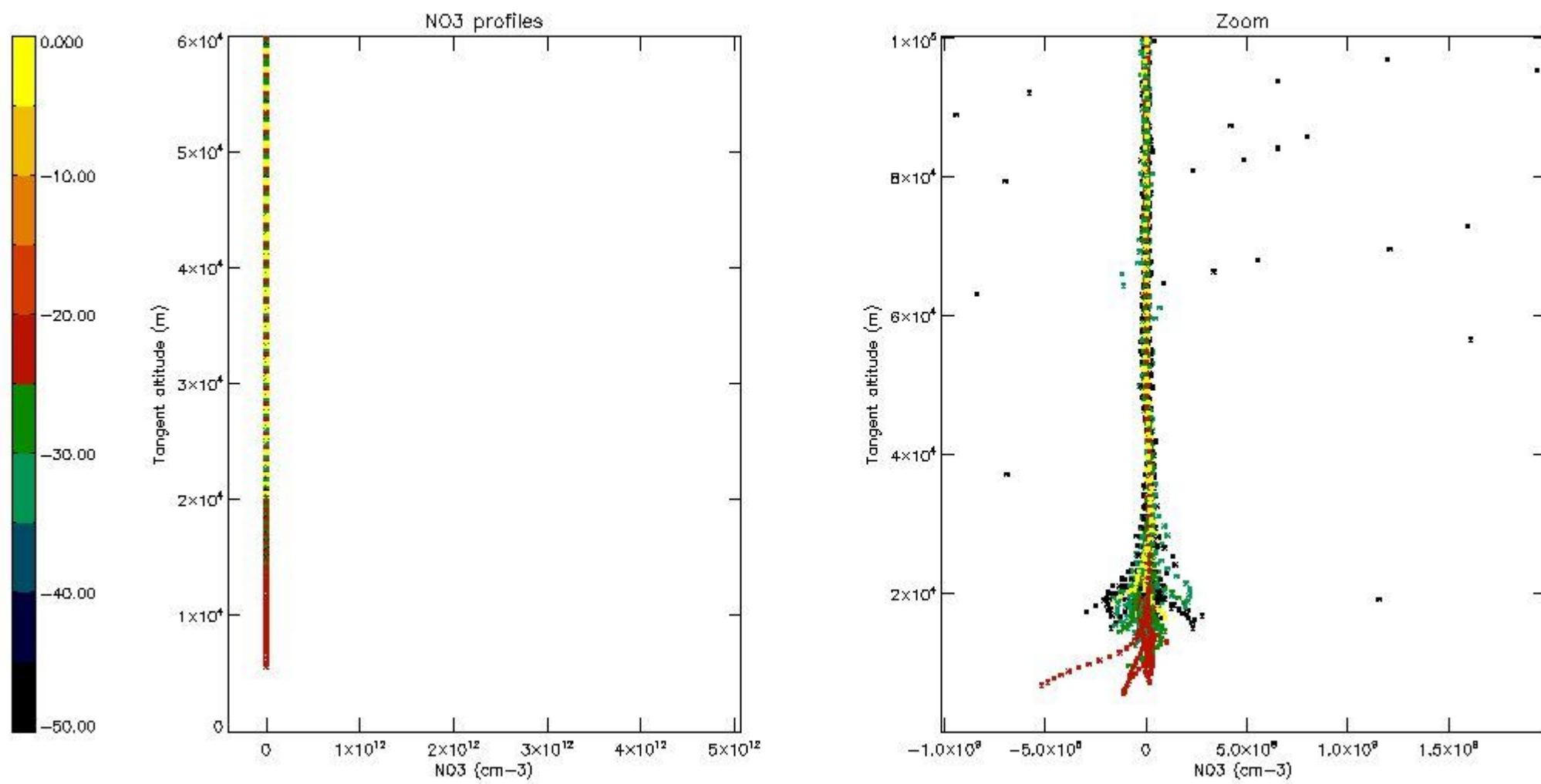
The colorbar represents the latitude.



*5.7 Plot NO3 profiles for all STD (dark without errors)*

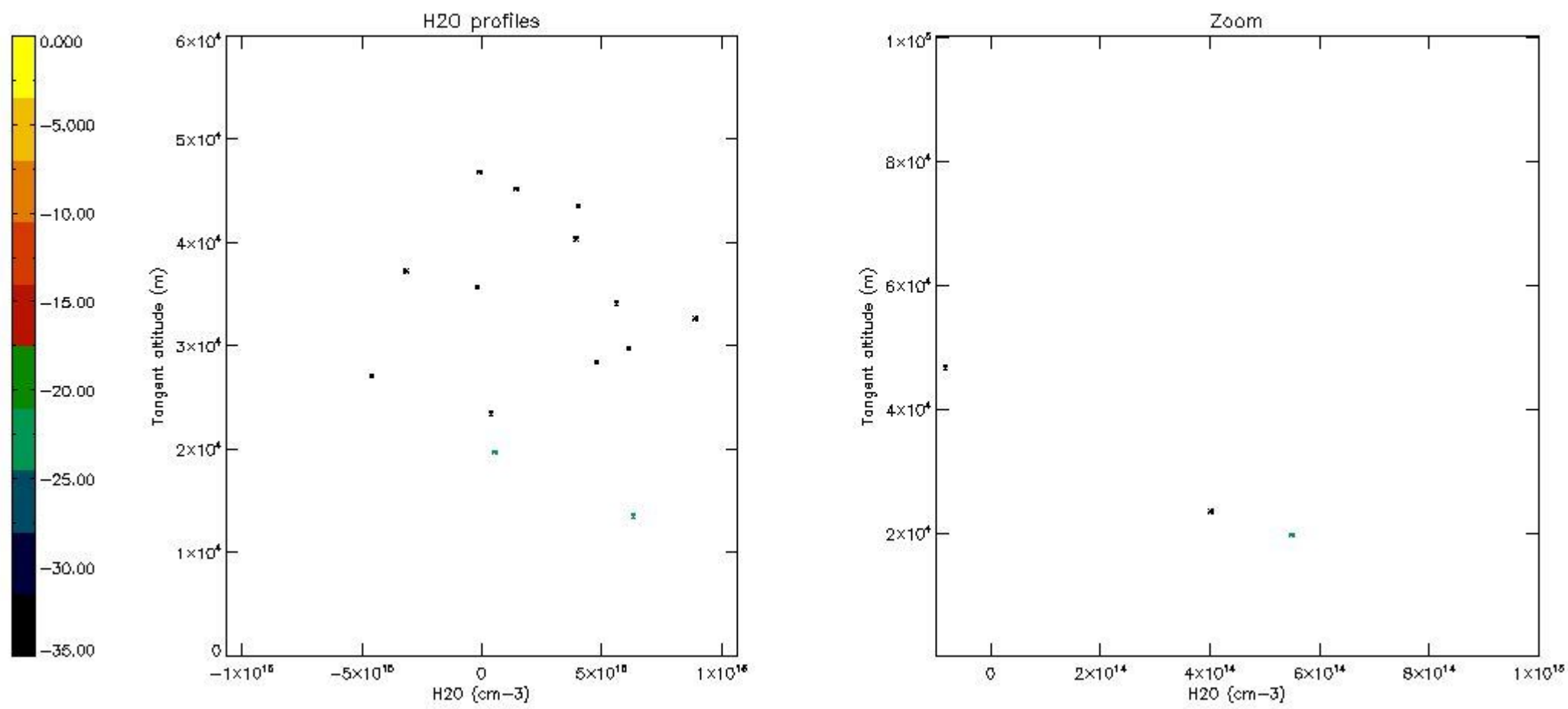
The colorbar represents the latitude.





5.8 Plot H<sub>2</sub>O profiles for all STD (only for occultations of stars 1,2,3,4,13,14,16,26,63 dark without errors)

The colorbar represents the latitude.



## 6. Auxiliary Data Files used for the production reported in section 2

The number reported in the third column indicates since which file (see list in section 2) the corresponding auxiliary file has been used. The fourth column is the date of those product files.

Type	Auxiliary Filename	Used since product	Used since product date
INST_PHYS_CHARACTERISTICS	GOM_INS_AXVIEC20091111_143220_20030716_120000_20500101_000000	1	29-NOV-2005 00:00:53
LEVEL-2_PROC_CONFIG	GOM_PR2_AXVIEC20091111_152718_20020301_000000_20500101_000000	1	29-NOV-2005 00:00:53
CROSS_SECTIONS_FILE	GOM_CRS_AXVIEC20091111_154832_20020301_000000_20500101_000000	1	29-NOV-2005 00:00:53

# GOMOS Level 2 Daily Report

## SUMMARY

### [1. General Info](#)

### [2. Summary of processed GOM\\_NL\\_2P products](#)

### [3. Level 2 Quality information per product](#)

#### [3.1 Plot of level 2 quality information per product \(time dependant\)](#)

#### [3.2 Plot of level 2 quality information per product \(world map\)](#)

### [4. Level 1 Quality information per product \(stored on level 2 products\)](#)

#### [4.1 Plot of level 1 quality information per product \(time dependant\)](#)

##### [4.1.1 Plot of level 1 quality information per product \(time dependant\): ASCENDING](#)

##### [4.1.2 Plot of level 1 quality information per product \(time dependant\): DESCENDING](#)

#### [4.2 Plot of level 1 quality information per product \(world map\)](#)

##### [4.2.1 Plot of level 1 quality information per product \(world map\): ASCENDING](#)

##### [4.2.2 Plot of level 1 quality information per product \(world map\): DESCENDING](#)

### [5. Ozone profiles based on quality statistics and other trace gas profiles](#)

#### [5.1 Ozone statistics based on quality of products](#)

#### [5.2 Plot ozone profiles for all STD \(dark without errors\)](#)

#### [5.3 Plot ozone profiles where STD < 20% \(dark without errors\)](#)

#### [5.4. Plot ozone profiles where STD < 10% \(dark without errors\)](#)

#### [5.5. Plot ozone profiles where STD < 5% \(dark without errors\)](#)

#### [5.6 Plot NO2 profiles for all STD \(dark without errors\)](#)

#### [5.7 Plot NO3 profiles for all STD \(dark without errors\)](#)

#### [5.8 Plot H2O profiles \(only for occultations of stars 1,2,3,4,13,14,16,26,63 dark without errors\) for all STD](#)

### [6. Auxiliary Data Files used for the production reported in section 2](#)



This report presents the daily analysis on parameters extracted from GOMOS level 2 data (GOM\_NL\_\_2P). It is intended to monitor some important parameters that will impact the quality of these products. A list of level 2 products (and content) that have arrived during the reporting day to the PCF is also given.

Item	Value
Time of report generation	18APR2013 12:50:00
Data source version	GOMOS/6.01
Start time of products	29-11-2005 (29NOV2005 00:00:00)
Stop time of products	30-11-2005 (30NOV2005 00:00:00)
Store outputs in DB	Yes
Nb of level 2 prods	295
Nb of prods with errors	0

## 2. Summary of processed GOM\_NL\_\_2P products.

Nr	Filename	UTC Start time	Limb	Duration	Star Id	Star Name	Star Mag	Star Temp	Nb Meas	Orbit	Prod. error
1	GOM_NL__2PRFIN20051129_000053_000000362043_00002_19595_8862.N1	29-NOV-2005 00:00:53	Straylight	36.000	157	The1Eri	2.9060	9300.0	72	19595	No
2	GOM_NL__2PRFIN20051129_001312_000000522043_00002_19595_8863.N1	29-NOV-2005 00:13:12	Twilight	52.000	94	92Alp Cet	2.5260	3100.0	104	19595	No
3	GOM_NL__2PRFIN20051129_001829_000000362043_00002_19595_8864.N1	29-NOV-2005 00:18:29	Bright	35.500	105	6Bet Ari	2.6450	8900.0	71	19595	No
4	GOM_NL__2PRFIN20051129_002209_000000342043_00002_19595_8865.N1	29-NOV-2005 00:22:09	Bright	34.000	173	4Bet Tri	3.0040	8900.0	68	19595	No
5	GOM_NL__2PRFIN20051129_002341_000000362043_00002_19595_8866.N1	29-NOV-2005 00:23:41	Bright	36.000	79	26Bet Per	2.3100	13100.0	72	19595	No
6	GOM_NL__2PRFIN20051129_002714_000000352043_00002_19595_8867.N1	29-NOV-2005 00:27:14	Bright	34.500	160	23Gam Per	2.9300	4700.0	69	19595	No
7	GOM_NL__2PRFIN20051129_002927_000000352043_00002_19595_8868.N1	29-NOV-2005 00:29:27	Bright	34.500	110	37Del Cas	2.6780	8900.0	69	19595	No
8	GOM_NL__2PRFIN20051129_003715_000000352043_00002_19595_8869.N1	29-NOV-2005 00:37:15	Bright	35.000	49	1Alp UMi	1.9900	6300.0	70	19595	No
9	GOM_NL__2PRFIN20051129_004154_000000372043_00002_19595_8870.N1	29-NOV-2005 00:41:54	Bright	36.500	60	7Bet UMi	2.0810	3950.0	73	19595	No
10	GOM_NL__2PRFIN20051129_004426_000000352043_00002_19595_8871.N1	29-NOV-2005 00:44:26	Bright	35.000	119	14Eta Dra	2.7270	4700.0	70	19595	No
11	GOM_NL__2PRFIN20051129_004911_000000372043_00002_19595_8872.N1	29-NOV-2005 00:49:11	Bright	36.500	39	85Eta UMa	1.8540	24000.0	73	19595	No
12	GOM_NL__2PRFIN20051129_005203_000000522043_00002_19595_8873.N1	29-NOV-2005 00:52:03	Bright	52.000	180	27Gam Boo	3.0400	8000.0	104	19595	No
13	GOM_NL__2PRFIN20051129_005503_000000332043_00002_19595_8874.N1	29-NOV-2005 00:55:03	Bright	33.000	83		2.3780	11000.0	66	19595	No
14	GOM_NL__2PRFIN20051129_005734_000000342043_00002_19595_8875.N1	29-NOV-2005 00:57:34	Bright	33.500	3	16Alp Boo	-0.050000	4250.0	67	19595	No
15	GOM_NL__2PRFIN20051129_010650_000000542043_00002_19595_8876.N1	29-NOV-2005 01:06:50	Bright	53.500	15	67Alp Vir	0.97600	28000.0	107	19595	No
16	GOM_NL__2PRFIN20051129_011014_000000422043_00002_19595_8877.N1	29-NOV-2005 01:10:14	Twilight	42.000	169	46Gam Hya	2.9910	4700.0	84	19595	No
17	GOM_NL__2PRFIN20051129_011346_000000392043_00002_19595_8878.N1	29-NOV-2005 01:13:46	Twilight	39.000	123	10 Cen	2.7500	10200.0	78	19595	No
18	GOM_NL__2PRFIN20051129_011745_000000392043_00002_19595_8879.N1	29-NOV-2005 01:17:45	Dark	38.500	64	10 Cen	2.2000	10600.0	77	19595	No
19	GOM_NL__2PRFIN20051129_012013_000000382043_00002_19595_8880.N1	29-NOV-2005 01:20:13	Dark	37.500	20	Bet Cru	1.2530	30000.0	75	19595	No
20	GOM_NL__2PRFIN20051129_012124_000000422043_00003_19596_8860.N1	29-NOV-2005 01:21:24	Dark	41.500	12	Alp1Cru	0.77500	30000.0	83	19596	No
21	GOM_NL__2PRFIN20051129_012650_000000392043_00003_19596_8861.N1	29-NOV-2005 01:26:50	Dark	38.500	29	Bet Car	1.6720	10200.0	77	19596	No
22	GOM_NL__2PRFIN20051129_014129_000000382043_00003_19596_8862.N1	29-NOV-2005 01:41:29	Straylight	38.000	157	The1Eri	2.9060	9300.0	76	19596	No
23	GOM_NL__2PRFIN20051129_015348_000000492043_00003_19596_8863.N1	29-NOV-2005 01:53:48	Twilight	48.500	94	92Alp Cet	2.5260	3100.0	97	19596	No
24	GOM_NL__2PRFIN20051129_015905_000000372043_00003_19596_8864.N1	29-NOV-2005 01:59:05	Bright	36.500	105	6Bet Ari	2.6450	8900.0	73	19596	No
25	GOM_NL__2PRFIN20051129_020245_000000342043_00003_19596_8865.N1	29-NOV-2005 02:02:45	Bright	34.000	173	4Bet Tri	3.0040	8900.0	68	19596	No
26	GOM_NL__2PRFIN20051129_020417_000000382043_00003_19596_8866.N1	29-NOV-2005 02:04:17	Bright	37.500	79	26Bet Per	2.3100	13100.0	75	19596	No
27	GOM_NL__2PRFIN20051129_020750_000000362043_00003_19596_8867.N1	29-NOV-2005 02:07:50	Bright	36.000	160	23Gam Per	2.9300	4700.0	72	19596	No
28	GOM_NL__2PRFIN20051129_021003_000000352043_00003_19596_8868.N1	29-NOV-2005 02:10:03	Bright	35.000	110	37Del Cas	2.6780	8900.0	70	19596	No
29	GOM_NL__2PRFIN20051129_021751_000000352043_00003_19596_8869.N1	29-NOV-2005 02:17:51	Bright	35.000	49	1Alp UMi	1.9900	6300.0	70	19596	No
30	GOM_NL__2PRFIN20051129_022230_000000372043_00003_19596_8870.N1	29-NOV-2005 02:22:30	Bright	36.500	60	7Bet UMi	2.0810	3950.0	73	19596	No
31	GOM_NL__2PRFIN20051129_022502_000000362043_00003_19596_8871.N1	29-NOV-2005 02:25:02	Bright	36.000	119	14Eta Dra	2.7270	4700.0	72	19596	No
32	GOM_NL__2PRFIN20051129_022947_000000362043_00003_19596_8872.N1	29-NOV-2005 02:29:47	Bright	36.000	39	85Eta UMa	1.8540	24000.0	72	19596	No
33	GOM_NL__2PRFIN20051129_023539_000000332043_00003_19596_8873.N1	29-NOV-2005 02:35:39	Bright	33.000	83		2.3780	11000.0	66	19596	No
34	GOM_NL__2PRFIN20051129_023810_000000342043_00003_19596_8874.N1	29-NOV-2005 02:38:10	Bright	33.500	3	16Alp Boo	-0.050000	4250.0	67	19596	No
35	GOM_NL__2PRFIN20051129_024726_000000382043_00003_19596_8875.N1	29-NOV-2005 02:47:26	Bright	38.000	15	67Alp Vir	0.97600	28000.0	76	19596	No
36	GOM_NL__2PRFIN20051129_025422_000000382043_00003_19596_8876.N1	29-NOV-2005 02:54:22	Dark	37.500	123	10 Cen	2.7500	10200.0	75	19596	No
37	GOM_NL__2PRFIN20051129_025821_000000402043_00003_19596_8877.N1	29-NOV-2005 02:58:21	Dark	39.500	64	10 Cen	2.2000	10600.0	79	19596	No
38	GOM_NL__2PRFIN20051129_030049_000000382043_00003_19596_8878.N1	29-NOV-2005 03:00:49	Dark	37.500	20	Bet Cru	1.2530	30000.0	75	19596	No
39	GOM_NL__2PRFIN20051129_030200_000000492043_00004_19597_8860.N1	29-NOV-2005 03:02:00	Dark	49.000	12	Alp1Cru	0.77500	30000.0	98	19597	No
40	GOM_NL__2PRFIN20051129_030727_000000382043_00004_19597_8861.N1	29-NOV-2005 03:07:27	Dark	38.000	29	Bet Car	1.6720	10200.0	76	19597	No
41	GOM_NL__2PRFIN20051129_032205_000000382043_00004_19597_8862.N1	29-NOV-2005 03:22:05	Straylight	38.000	157	The1Eri	2.9060	9300.0	76	19597	No
42	GOM_NL__2PRFIN20051129_033424_000000432043_00004_19597_8863.N1	29-NOV-2005 03:34:24	Twilight	43.000	94	92Alp Cet	2.5260	3100.0	86	19597	No

43	GOM_NL__2PRFIN20051129_033941_000000372043_00004_19597_8864.N1	29-NOV-2005 03:39:41	Bright	37.000	105	6Bet Ari	2.6450	8900.0	74	19597	No
44	GOM_NL__2PRFIN20051129_034321_000000352043_00004_19597_8865.N1	29-NOV-2005 03:43:21	Bright	34.500	173	4Bet Tri	3.0040	8900.0	69	19597	No
45	GOM_NL__2PRFIN20051129_034453_000000362043_00004_19597_8866.N1	29-NOV-2005 03:44:53	Bright	36.000	79	26Bet Per	2.3100	13100.	72	19597	No
46	GOM_NL__2PRFIN20051129_034826_000000362043_00004_19597_8867.N1	29-NOV-2005 03:48:26	Bright	35.500	160	23Gam Per	2.9300	4700.0	71	19597	No
47	GOM_NL__2PRFIN20051129_035039_000000362043_00004_19597_8868.N1	29-NOV-2005 03:50:39	Bright	36.000	110	37Del Cas	2.6780	8900.0	72	19597	No
48	GOM_NL__2PRFIN20051129_035827_000000332043_00004_19597_8869.N1	29-NOV-2005 03:58:27	Bright	33.000	49	1Alp UMi	1.9900	6300.0	66	19597	No
49	GOM_NL__2PRFIN20051129_040306_000000342043_00004_19597_8870.N1	29-NOV-2005 04:03:06	Bright	33.500	60	7Bet UMi	2.0810	3950.0	67	19597	No
50	GOM_NL__2PRFIN20051129_040538_000000362043_00004_19597_8871.N1	29-NOV-2005 04:05:38	Bright	36.000	119	14Eta Dra	2.7270	4700.0	72	19597	No
51	GOM_NL__2PRFIN20051129_041023_000000352043_00004_19597_8872.N1	29-NOV-2005 04:10:23	Bright	35.000	39	85Eta UMa	1.8540	24000.	70	19597	No
52	GOM_NL__2PRFIN20051129_041315_000000332043_00004_19597_8873.N1	29-NOV-2005 04:13:15	Bright	33.000	180	27Gam Boo	3.0400	8000.0	66	19597	No
53	GOM_NL__2PRFIN20051129_041615_000000332043_00004_19597_8874.N1	29-NOV-2005 04:16:15	Bright	33.000	83		2.3780	11000.	66	19597	No
54	GOM_NL__2PRFIN20051129_041846_000000342043_00004_19597_8875.N1	29-NOV-2005 04:18:46	Bright	33.500	3	16Alp Boo	-0.050000	4250.0	67	19597	No
55	GOM_NL__2PRFIN20051129_042802_000000392043_00004_19597_8876.N1	29-NOV-2005 04:28:02	Bright	38.500	15	67Alp Vir	0.97600	28000.	77	19597	No
56	GOM_NL__2PRFIN20051129_043126_000000432043_00004_19597_8877.N1	29-NOV-2005 04:31:26	Tw_i_and_stray	42.500	169	46Gam Hya	2.9910	4700.0	85	19597	No
57	GOM_NL__2PRFIN20051129_043458_000000382043_00004_19597_8878.N1	29-NOV-2005 04:34:58	Dark	38.000	123	1ot Cen	2.7500	10200.	76	19597	No
58	GOM_NL__2PRFIN20051129_043858_000000422043_00004_19597_8879.N1	29-NOV-2005 04:38:58	Dark	41.500	64	Gam Cen	2.2000	10600.	83	19597	No
59	GOM_NL__2PRFIN20051129_044125_000000372043_00004_19597_8880.N1	29-NOV-2005 04:41:25	Dark	36.500	20	Bet Cru	1.2530	30000.	73	19597	No
60	GOM_NL__2PRFIN20051129_044236_000000432043_00005_19598_8880.N1	29-NOV-2005 04:42:36	Dark	42.500	12	Alp1Cru	0.77500	30000.	85	19598	No
61	GOM_NL__2PRFIN20051129_044803_000000382043_00005_19598_8881.N1	29-NOV-2005 04:48:03	Dark	37.500	29	Bet Car	1.6720	10200.	75	19598	No
62	GOM_NL__2PRFIN20051129_050241_000000382043_00005_19598_8882.N1	29-NOV-2005 05:02:41	Straylight	37.500	157	The1Eri	2.9060	9300.0	75	19598	No
63	GOM_NL__2PRFIN20051129_051500_000000482043_00005_19598_8883.N1	29-NOV-2005 05:15:00	Tw_i_and_stray	47.500	94	92Alp Cet	2.5260	3100.0	95	19598	No
64	GOM_NL__2PRFIN20051129_052017_000000372043_00005_19598_8884.N1	29-NOV-2005 05:20:17	Bright	36.500	105	6Bet Ari	2.6450	8900.0	73	19598	No
65	GOM_NL__2PRFIN20051129_052358_000000352043_00005_19598_8885.N1	29-NOV-2005 05:23:58	Bright	34.500	173	4Bet Tri	3.0040	8900.0	69	19598	No
66	GOM_NL__2PRFIN20051129_052528_000000362043_00005_19598_8886.N1	29-NOV-2005 05:25:28	Bright	35.500	79	26Bet Per	2.3100	13100.	71	19598	No
67	GOM_NL__2PRFIN20051129_052902_000000352043_00005_19598_8887.N1	29-NOV-2005 05:29:02	Bright	35.000	160	23Gam Per	2.9300	4700.0	70	19598	No
68	GOM_NL__2PRFIN20051129_053115_000000352043_00005_19598_8888.N1	29-NOV-2005 05:31:15	Bright	34.500	110	37Del Cas	2.6780	8900.0	69	19598	No
69	GOM_NL__2PRFIN20051129_053903_000000362043_00005_19598_8889.N1	29-NOV-2005 05:39:03	Bright	36.000	49	1Alp UMi	1.9900	6300.0	72	19598	No
70	GOM_NL__2PRFIN20051129_054342_000000372043_00005_19598_8890.N1	29-NOV-2005 05:43:42	Bright	36.500	60	7Bet UMi	2.0810	3950.0	73	19598	No
71	GOM_NL__2PRFIN20051129_054614_000000372043_00005_19598_8891.N1	29-NOV-2005 05:46:14	Bright	37.000	119	14Eta Dra	2.7270	4700.0	74	19598	No
72	GOM_NL__2PRFIN20051129_055059_000000372043_00005_19598_8892.N1	29-NOV-2005 05:50:59	Bright	36.500	39	85Eta UMa	1.8540	24000.	73	19598	No
73	GOM_NL__2PRFIN20051129_055351_000000352043_00005_19598_8893.N1	29-NOV-2005 05:53:51	Bright	34.500	180	27Gam Boo	3.0400	8000.0	69	19598	No
74	GOM_NL__2PRFIN20051129_055651_000000342043_00005_19598_8894.N1	29-NOV-2005 05:56:51	Bright	33.500	83		2.3780	11000.	67	19598	No
75	GOM_NL__2PRFIN20051129_055922_000000342043_00005_19598_8895.N1	29-NOV-2005 05:59:22	Bright	33.500	3	16Alp Boo	-0.050000	4250.0	67	19598	No
76	GOM_NL__2PRFIN20051129_060839_000000542043_00005_19598_8896.N1	29-NOV-2005 06:08:39	Bright	54.000	15	67Alp Vir	0.97600	28000.	108	19598	No
77	GOM_NL__2PRFIN20051129_061203_000000412043_00005_19598_8897.N1	29-NOV-2005 06:12:03	Tw_i_and_stray	40.500	169	46Gam Hya	2.9910	4700.0	81	19598	No
78	GOM_NL__2PRFIN20051129_061535_000000392043_00005_19598_8898.N1	29-NOV-2005 06:15:35	Dark	39.000	123	1ot Cen	2.7500	10200.	78	19598	No
79	GOM_NL__2PRFIN20051129_061934_000000402043_00005_19598_8899.N1	29-NOV-2005 06:19:34	Dark	40.000	64	Gam Cen	2.2000	10600.	80	19598	No
80	GOM_NL__2PRFIN20051129_062202_000000392043_00005_19598_8900.N1	29-NOV-2005 06:22:02	Dark	38.500	20	Bet Cru	1.2530	30000.	77	19598	No
81	GOM_NL__2PRFIN20051129_062312_000000422043_00006_19599_8880.N1	29-NOV-2005 06:23:12	Dark	42.000	12	Alp1Cru	0.77500	30000.	84	19599	No
82	GOM_NL__2PRFIN20051129_062840_000000372043_00006_19599_8881.N1	29-NOV-2005 06:28:40	Dark	37.000	29	Bet Car	1.6720	10200.	74	19599	No
83	GOM_NL__2PRFIN20051129_064317_000000382043_00006_19599_8882.N1	29-NOV-2005 06:43:17	Straylight	38.000	157	The1Eri	2.9060	9300.0	76	19599	No
84	GOM_NL__2PRFIN20051129_065536_000000442043_00006_19599_8883.N1	29-NOV-2005 06:55:36	Tw_i_and_stray	44.000	94	92Alp Cet	2.5260	3100.0	88	19599	No
85	GOM_NL__2PRFIN20051129_070054_000000362043_00006_19599_8884.N1	29-NOV-2005 07:00:54	Bright	36.000	105	6Bet Ari	2.6450	8900.0	72	19599	No
86	GOM_NL__2PRFIN20051129_070434_000000352043_00006_19599_8885.N1	29-NOV-2005 07:04:34	Bright	35.000	173	4Bet Tri	3.0040	8900.0	70	19599	No
87	GOM_NL__2PRFIN20051129_070604_000000362043_00006_19599_8886.N1	29-NOV-2005 07:06:04	Bright	35.500	79	26Bet Per	2.3100	13100.	71	19599	No
88	GOM_NL__2PRFIN20051129_070937_000000362043_00006_19599_8887.N1	29-NOV-2005 07:09:37	Bright	36.000	160	23Gam Per	2.9300	4700.0	72	19599	No
89	GOM_NL__2PRFIN20051129_071151_000000352043_00006_19599_8888.N1	29-NOV-2005 07:11:51	Bright	35.000	110	37Del Cas	2.6780	8900.0	70	19599	No
90	GOM_NL__2PRFIN20051129_071939_000000362043_00006_19599_8889.N1	29-NOV-2005 07:19:39	Bright	36.000	49	1Alp UMi	1.9900	6300.0	72	19599	No
91	GOM_NL__2PRFIN20051129_072418_000000352043_00006_19599_8890.N1	29-NOV-2005 07:24:18	Bright	35.000	60	7Bet UMi	2.0810	3950.0	70	19599	No
92	GOM_NL__2PRFIN20051129_072651_000000372043_00006_19599_8891.N1	29-NOV-2005 07:26:51	Bright	37.000	119	14Eta Dra	2.7270	4700.0	74	19599	No
93	GOM_NL__2PRFIN20051129_073135_000000372043_00006_19599_8892.N1	29-NOV-2005 07:31:35	Bright	37.000	39	85Eta UMa	1.8540	24000.	74	19599	No
94	GOM_NL__2PRFIN20051129_073427_000000342043_00006_19599_8893.N1	29-NOV-2005 07:34:27	Bright	33.500	180	27Gam Boo	3.0400	8000.0	67	19599	No
95	GOM_NL__2PRFIN20051129_073727_000000332043_00006_19599_8894.N1	29-NOV-2005 07:37:27	Bright	33.000	83		2.3780	11000.	66	19599	No
96	GOM_NL__2PRFIN20051129_073958_000000342043_00006_19599_8895.N1	29-NOV-2005 07:39:58	Bright	34.000	3	16Alp Boo	-0.050000	4250.0	68	19599	No
97	GOM_NL__2PRFIN20051129_074915_000000542043_00006_19599_8896.N1	29-NOV-2005 07:49:15	Bright	54.000	15	67Alp Vir	0.97600	28000.	108	19599	No
98	GOM_NL__2PRFIN20051129_075239_000000422043_00006_19599_8897.N1	29-NOV-2005 07:52:39	Tw_i_and_stray	41.500	169	46Gam Hya	2.9910	4700.0	83	19599	No
99	GOM_NL__2PRFIN20051129_075611_000000402043_00006_19599_8898.N1	29-NOV-2005 07:56:11	Dark	39.500	123	1ot Cen	2.7500	10200.	79	19599	No
100	GOM_NL__2PRFIN20051129_080011_000000412043_00006_19599_8899.N1	29-NOV-2005 08:00:11	Dark	40.500	64	Gam Cen	2.2000	10600.	81	19599	No
101	GOM_NL__2PRFIN20051129_080238_000000392043_00006_19599_8900.N1	29-NOV-2005 08:02:38	Dark	38.500	20	Bet Cru	1.2530	30000.	77	19599	No

102	GOM_NL__2PRFIN20051129_080349_000000422043_00007_19600_8880.N1	29-NOV-2005 08:03:49	Dark	41.500	12	Alp1Cru	0.77500	30000.	83	19600	No
103	GOM_NL__2PRFIN20051129_080916_000000372043_00007_19600_8881.N1	29-NOV-2005 08:09:16	Dark	37.000	29	Bet Car	1.6720	10200.	74	19600	No
104	GOM_NL__2PRFIN20051129_082353_000000382043_00007_19600_8882.N1	29-NOV-2005 08:23:53	Straylight	38.000	157	The1Eri	2.9060	9300.0	76	19600	No
105	GOM_NL__2PRFIN20051129_083612_000000522043_00007_19600_8883.N1	29-NOV-2005 08:36:12	Tw_i_and_stray	51.500	94	92Alp Cet	2.5260	3100.0	103	19600	No
106	GOM_NL__2PRFIN20051129_084130_000000372043_00007_19600_8884.N1	29-NOV-2005 08:41:30	Bright	37.000	105	6Bet Ari	2.6450	8900.0	74	19600	No
107	GOM_NL__2PRFIN20051129_084510_000000362043_00007_19600_8885.N1	29-NOV-2005 08:45:10	Bright	35.500	173	4Bet Tri	3.0040	8900.0	71	19600	No
108	GOM_NL__2PRFIN20051129_084640_000000372043_00007_19600_8886.N1	29-NOV-2005 08:46:40	Bright	37.000	79	26Bet Per	2.3100	13100.	74	19600	No
109	GOM_NL__2PRFIN20051129_085013_000000352043_00007_19600_8887.N1	29-NOV-2005 08:50:13	Bright	35.000	160	23Gam Per	2.9300	4700.0	70	19600	No
110	GOM_NL__2PRFIN20051129_085227_000000352043_00007_19600_8888.N1	29-NOV-2005 08:52:27	Bright	34.500	110	37Del Cas	2.6780	8900.0	69	19600	No
111	GOM_NL__2PRFIN20051129_090015_000000362043_00007_19600_8889.N1	29-NOV-2005 09:00:15	Bright	36.000	49	1Alp UMi	1.9900	6300.0	72	19600	No
112	GOM_NL__2PRFIN20051129_090454_000000372043_00007_19600_8890.N1	29-NOV-2005 09:04:54	Bright	37.000	60	7Bet UMi	2.0810	3950.0	74	19600	No
113	GOM_NL__2PRFIN20051129_090727_000000362043_00007_19600_8891.N1	29-NOV-2005 09:07:27	Bright	36.000	119	14Eta Dra	2.7270	4700.0	72	19600	No
114	GOM_NL__2PRFIN20051129_091211_000000362043_00007_19600_8892.N1	29-NOV-2005 09:12:11	Bright	36.000	39	85Eta UMa	1.8540	24000.	72	19600	No
115	GOM_NL__2PRFIN20051129_091503_000000342043_00007_19600_8893.N1	29-NOV-2005 09:15:03	Bright	34.000	180	27Gam Boo	3.0400	8000.0	68	19600	No
116	GOM_NL__2PRFIN20051129_091803_000000342043_00007_19600_8894.N1	29-NOV-2005 09:18:03	Bright	33.500	83		2.3780	11000.	67	19600	No
117	GOM_NL__2PRFIN20051129_092034_000000342043_00007_19600_8895.N1	29-NOV-2005 09:20:34	Bright	34.000	3	16Alp Boo	-0.050000	4250.0	68	19600	No
118	GOM_NL__2PRFIN20051129_092951_000000542043_00007_19600_8896.N1	29-NOV-2005 09:29:51	Bright	54.000	15	67Alp Vir	0.97600	28000.	108	19600	No
119	GOM_NL__2PRFIN20051129_093315_000000392043_00007_19600_8897.N1	29-NOV-2005 09:33:15	Tw_i_and_stray	38.500	169	46Gam Hya	2.9910	4700.0	77	19600	No
120	GOM_NL__2PRFIN20051129_093647_000000392043_00007_19600_8898.N1	29-NOV-2005 09:36:47	Dark	38.500	123	lot Cen	2.7500	10200.	77	19600	No
121	GOM_NL__2PRFIN20051129_094047_000000432043_00007_19600_8899.N1	29-NOV-2005 09:40:47	Dark	43.000	64	Gam Cen	2.2000	10600.	86	19600	No
122	GOM_NL__2PRFIN20051129_094952_000000392043_00008_19601_8880.N1	29-NOV-2005 09:49:52	Dark	38.500	29	Bet Car	1.6720	10200.	77	19601	No
123	GOM_NL__2PRFIN20051129_100430_000000362043_00008_19601_8881.N1	29-NOV-2005 10:04:30	Straylight	36.000	157	The1Eri	2.9060	9300.0	72	19601	No
124	GOM_NL__2PRFIN20051129_101648_000000452043_00008_19601_8882.N1	29-NOV-2005 10:16:48	Tw_i_and_stray	44.500	94	92Alp Cet	2.5260	3100.0	89	19601	No
125	GOM_NL__2PRFIN20051129_102206_000000372043_00008_19601_8883.N1	29-NOV-2005 10:22:06	Bright	36.500	105	6Bet Ari	2.6450	8900.0	73	19601	No
126	GOM_NL__2PRFIN20051129_102546_000000342043_00008_19601_8884.N1	29-NOV-2005 10:25:46	Bright	34.000	173	4Bet Tri	3.0040	8900.0	68	19601	No
127	GOM_NL__2PRFIN20051129_102716_000000382043_00008_19601_8885.N1	29-NOV-2005 10:27:16	Bright	37.500	79	26Bet Per	2.3100	13100.	75	19601	No
128	GOM_NL__2PRFIN20051129_103049_000000362043_00008_19601_8886.N1	29-NOV-2005 10:30:49	Bright	36.000	160	23Gam Per	2.9300	4700.0	72	19601	No
129	GOM_NL__2PRFIN20051129_103303_000000342043_00008_19601_8887.N1	29-NOV-2005 10:33:03	Bright	34.000	110	37Del Cas	2.6780	8900.0	68	19601	No
130	GOM_NL__2PRFIN20051129_104051_000000362043_00008_19601_8888.N1	29-NOV-2005 10:40:51	Bright	35.500	49	1Alp UMi	1.9900	6300.0	71	19601	No
131	GOM_NL__2PRFIN20051129_104530_000000352043_00008_19601_8889.N1	29-NOV-2005 10:45:30	Bright	35.000	60	7Bet UMi	2.0810	3950.0	70	19601	No
132	GOM_NL__2PRFIN20051129_104803_000000372043_00008_19601_8890.N1	29-NOV-2005 10:48:03	Bright	37.000	119	14Eta Dra	2.7270	4700.0	74	19601	No
133	GOM_NL__2PRFIN20051129_105247_000000352043_00008_19601_8891.N1	29-NOV-2005 10:52:47	Bright	35.000	39	85Eta UMa	1.8540	24000.	70	19601	No
134	GOM_NL__2PRFIN20051129_105539_000000342043_00008_19601_8892.N1	29-NOV-2005 10:55:39	Bright	33.500	180	27Gam Boo	3.0400	8000.0	67	19601	No
135	GOM_NL__2PRFIN20051129_105839_000000342043_00008_19601_8893.N1	29-NOV-2005 10:58:39	Bright	33.500	83		2.3780	11000.	67	19601	No
136	GOM_NL__2PRFIN20051129_110110_000000342043_00008_19601_8894.N1	29-NOV-2005 11:01:10	Bright	33.500	3	16Alp Boo	-0.050000	4250.0	67	19601	No
137	GOM_NL__2PRFIN20051129_111028_000000542043_00008_19601_8895.N1	29-NOV-2005 11:10:28	Bright	54.000	15	67Alp Vir	0.97600	28000.	108	19601	No
138	GOM_NL__2PRFIN20051129_111352_000000392043_00008_19601_8896.N1	29-NOV-2005 11:13:52	Tw_i_and_stray	38.500	169	46Gam Hya	2.9910	4700.0	77	19601	No
139	GOM_NL__2PRFIN20051129_111724_000000382043_00008_19601_8897.N1	29-NOV-2005 11:17:24	Dark	38.000	123	lot Cen	2.7500	10200.	76	19601	No
140	GOM_NL__2PRFIN20051129_112123_000000382043_00008_19601_8898.N1	29-NOV-2005 11:21:23	Dark	38.000	64	Gam Cen	2.2000	10600.	76	19601	No
141	GOM_NL__2PRFIN20051129_113028_000000382043_00009_19602_8880.N1	29-NOV-2005 11:30:28	Dark	37.500	29	Bet Car	1.6720	10200.	75	19602	No
142	GOM_NL__2PRFIN20051129_114506_000000362043_00009_19602_8881.N1	29-NOV-2005 11:45:06	Straylight	35.500	157	The1Eri	2.9060	9300.0	71	19602	No
143	GOM_NL__2PRFIN20051129_115724_000000452043_00009_19602_8882.N1	29-NOV-2005 11:57:24	Tw_i_and_stray	45.000	94	92Alp Cet	2.5260	3100.0	90	19602	No
144	GOM_NL__2PRFIN20051129_120242_000000382043_00009_19602_8883.N1	29-NOV-2005 12:02:42	Bright	37.500	105	6Bet Ari	2.6450	8900.0	75	19602	No
145	GOM_NL__2PRFIN20051129_120622_000000352043_00009_19602_8884.N1	29-NOV-2005 12:06:22	Bright	34.500	173	4Bet Tri	3.0040	8900.0	69	19602	No
146	GOM_NL__2PRFIN20051129_120752_000000372043_00009_19602_8885.N1	29-NOV-2005 12:07:52	Bright	36.500	79	26Bet Per	2.3100	13100.	73	19602	No
147	GOM_NL__2PRFIN20051129_121125_000000362043_00009_19602_8886.N1	29-NOV-2005 12:11:25	Bright	36.000	160	23Gam Per	2.9300	4700.0	72	19602	No
148	GOM_NL__2PRFIN20051129_121339_000000352043_00009_19602_8887.N1	29-NOV-2005 12:13:39	Bright	34.500	110	37Del Cas	2.6780	8900.0	69	19602	No
149	GOM_NL__2PRFIN20051129_122127_000000362043_00009_19602_8888.N1	29-NOV-2005 12:21:27	Bright	36.000	49	1Alp UMi	1.9900	6300.0	72	19602	No
150	GOM_NL__2PRFIN20051129_122606_000000332043_00009_19602_8889.N1	29-NOV-2005 12:26:06	Bright	32.500	60	7Bet UMi	2.0810	3950.0	65	19602	No
151	GOM_NL__2PRFIN20051129_122839_000000372043_00009_19602_8890.N1	29-NOV-2005 12:28:39	Bright	36.500	119	14Eta Dra	2.7270	4700.0	73	19602	No
152	GOM_NL__2PRFIN20051129_123323_000000382043_00009_19602_8891.N1	29-NOV-2005 12:33:23	Bright	37.500	39	85Eta UMa	1.8540	24000.	75	19602	No
153	GOM_NL__2PRFIN20051129_123615_000000522043_00009_19602_8892.N1	29-NOV-2005 12:36:15	Bright	52.000	180	27Gam Boo	3.0400	8000.0	104	19602	No
154	GOM_NL__2PRFIN20051129_123915_000000342043_00009_19602_8893.N1	29-NOV-2005 12:39:15	Bright	33.500	83		2.3780	11000.	67	19602	No
155	GOM_NL__2PRFIN20051129_124146_000000342043_00009_19602_8894.N1	29-NOV-2005 12:41:46	Bright	33.500	3	16Alp Boo	-0.050000	4250.0	67	19602	No
156	GOM_NL__2PRFIN20051129_125104_000000382043_00009_19602_8895.N1	29-NOV-2005 12:51:04	Bright	38.000	15	67Alp Vir	0.97600	28000.	76	19602	No
157	GOM_NL__2PRFIN20051129_125428_000000402043_00009_19602_8896.N1	29-NOV-2005 12:54:28	Tw_i_and_stray	39.500	169	46Gam Hya	2.9910	4700.0	79	19602	No
158	GOM_NL__2PRFIN20051129_125800_000000382043_00009_19602_8897.N1	29-NOV-2005 12:58:00	Dark	38.000	123	lot Cen	2.7500	10200.	76	19602	No
159	GOM_NL__2PRFIN20051129_130159_000000382043_00009_19602_8898.N1	29-NOV-2005 13:01:59	Dark	37.500	64	Gam Cen	2.2000	10600.	75	19602	No
160	GOM_NL__2PRFIN20051129_130426_000000392043_00009_19602_8899.N1	29-NOV-2005 13:04:26	Dark	39.000	20	Bet Cru	1.2530	30000.	78	19602	No



161	GOM_NL__2PRFIN20051129_130537_000000482043_00010_19603_8880.N1	29-NOV-2005 13:05:37	Dark	47.500	12	Alp1Cru	0.77500	30000.	95	19603	No
162	GOM_NL__2PRFIN20051129_131105_000000382043_00010_19603_8881.N1	29-NOV-2005 13:11:05	Dark	38.000	29	Bet Car	1.6720	10200.	76	19603	No
163	GOM_NL__2PRFIN20051129_132541_000000382043_00010_19603_8882.N1	29-NOV-2005 13:25:41	Straylight	38.000	157	The1Eri	2.9060	9300.0	76	19603	No
164	GOM_NL__2PRFIN20051129_133800_000000442043_00010_19603_8883.N1	29-NOV-2005 13:38:00	Tw_i_and_stray	44.000	94	92Alp Cet	2.5260	3100.0	88	19603	No
165	GOM_NL__2PRFIN20051129_134318_000000372043_00010_19603_8884.N1	29-NOV-2005 13:43:18	Bright	37.000	105	6Bet Ari	2.6450	8900.0	74	19603	No
166	GOM_NL__2PRFIN20051129_134658_000000352043_00010_19603_8885.N1	29-NOV-2005 13:46:58	Bright	34.500	173	4Bet Tri	3.0040	8900.0	69	19603	No
167	GOM_NL__2PRFIN20051129_134828_000000362043_00010_19603_8886.N1	29-NOV-2005 13:48:28	Bright	35.500	79	26Bet Per	2.3100	13100.	71	19603	No
168	GOM_NL__2PRFIN20051129_135200_000000362043_00010_19603_8887.N1	29-NOV-2005 13:52:00	Bright	36.000	160	23Gam Per	2.9300	4700.0	72	19603	No
169	GOM_NL__2PRFIN20051129_135415_000000352043_00010_19603_8888.N1	29-NOV-2005 13:54:15	Bright	35.000	110	37Del Cas	2.6780	8900.0	70	19603	No
170	GOM_NL__2PRFIN20051129_140203_000000362043_00010_19603_8889.N1	29-NOV-2005 14:02:03	Bright	36.000	49	1Alp UMi	1.9900	6300.0	72	19603	No
171	GOM_NL__2PRFIN20051129_140642_000000342043_00010_19603_8890.N1	29-NOV-2005 14:06:42	Bright	34.000	60	7Bet UMi	2.0810	3950.0	68	19603	No
172	GOM_NL__2PRFIN20051129_140915_000000352043_00010_19603_8891.N1	29-NOV-2005 14:09:15	Bright	35.000	119	14Eta Dra	2.7270	4700.0	70	19603	No
173	GOM_NL__2PRFIN20051129_141359_000000372043_00010_19603_8892.N1	29-NOV-2005 14:13:59	Bright	36.500	39	85Eta UMa	1.8540	24000.	73	19603	No
174	GOM_NL__2PRFIN20051129_141651_000000342043_00010_19603_8893.N1	29-NOV-2005 14:16:51	Bright	33.500	180	27Gam Boo	3.0400	8000.0	67	19603	No
175	GOM_NL__2PRFIN20051129_141951_000000332043_00010_19603_8894.N1	29-NOV-2005 14:19:51	Bright	33.000	83		2.3780	11000.	66	19603	No
176	GOM_NL__2PRFIN20051129_142222_000000342043_00010_19603_8895.N1	29-NOV-2005 14:22:22	Bright	34.000	3	16Alp Boo	-0.050000	4250.0	68	19603	No
177	GOM_NL__2PRFIN20051129_143140_000000542043_00010_19603_8896.N1	29-NOV-2005 14:31:40	Bright	54.000	15	67Alp Vir	0.97600	28000.	108	19603	No
178	GOM_NL__2PRFIN20051129_143504_000000402043_00010_19603_8897.N1	29-NOV-2005 14:35:04	Tw_i_and_stray	40.000	169	46Gam Hya	2.9910	4700.0	80	19603	No
179	GOM_NL__2PRFIN20051129_143836_000000392043_00010_19603_8898.N1	29-NOV-2005 14:38:36	Dark	38.500	123	lot Cen	2.7500	10200.	77	19603	No
180	GOM_NL__2PRFIN20051129_144236_000000412043_00010_19603_8899.N1	29-NOV-2005 14:42:36	Dark	40.500	64	Gam Cen	2.2000	10600.	81	19603	No
181	GOM_NL__2PRFIN20051129_144503_000000402043_00010_19603_8900.N1	29-NOV-2005 14:45:03	Dark	40.000	20	Bet Cru	1.2530	30000.	80	19603	No
182	GOM_NL__2PRFIN20051129_144613_000000462043_00011_19604_8880.N1	29-NOV-2005 14:46:13	Dark	45.500	12	Alp1Cru	0.77500	30000.	91	19604	No
183	GOM_NL__2PRFIN20051129_145141_000000392043_00011_19604_8881.N1	29-NOV-2005 14:51:41	Dark	38.500	29	Bet Car	1.6720	10200.	77	19604	No
184	GOM_NL__2PRFIN20051129_150617_000000392043_00011_19604_8882.N1	29-NOV-2005 15:06:17	Straylight	39.000	157	The1Eri	2.9060	9300.0	78	19604	No
185	GOM_NL__2PRFIN20051129_151836_000000462043_00011_19604_8883.N1	29-NOV-2005 15:18:36	Tw_i_and_stray	45.500	94	92Alp Cet	2.5260	3100.0	91	19604	No
186	GOM_NL__2PRFIN20051129_152354_000000372043_00011_19604_8884.N1	29-NOV-2005 15:23:54	Bright	36.500	105	6Bet Ari	2.6450	8900.0	73	19604	No
187	GOM_NL__2PRFIN20051129_152734_000000352043_00011_19604_8885.N1	29-NOV-2005 15:27:34	Bright	34.500	173	4Bet Tri	3.0040	8900.0	69	19604	No
188	GOM_NL__2PRFIN20051129_152903_000000372043_00011_19604_8886.N1	29-NOV-2005 15:29:03	Bright	36.500	79	26Bet Per	2.3100	13100.	73	19604	No
189	GOM_NL__2PRFIN20051129_153237_000000362043_00011_19604_8887.N1	29-NOV-2005 15:32:37	Bright	35.500	160	23Gam Per	2.9300	4700.0	71	19604	No
190	GOM_NL__2PRFIN20051129_153451_000000342043_00011_19604_8888.N1	29-NOV-2005 15:34:51	Bright	34.000	110	37Del Cas	2.6780	8900.0	68	19604	No
191	GOM_NL__2PRFIN20051129_154239_000000372043_00011_19604_8889.N1	29-NOV-2005 15:42:39	Bright	37.000	49	1Alp UMi	1.9900	6300.0	74	19604	No
192	GOM_NL__2PRFIN20051129_154718_000000372043_00011_19604_8890.N1	29-NOV-2005 15:47:18	Bright	37.000	60	7Bet UMi	2.0810	3950.0	74	19604	No
193	GOM_NL__2PRFIN20051129_154951_000000382043_00011_19604_8891.N1	29-NOV-2005 15:49:51	Bright	37.500	119	14Eta Dra	2.7270	4700.0	75	19604	No
194	GOM_NL__2PRFIN20051129_155435_000000372043_00011_19604_8892.N1	29-NOV-2005 15:54:35	Bright	37.000	39	85Eta UMa	1.8540	24000.	74	19604	No
195	GOM_NL__2PRFIN20051129_155727_000000522043_00011_19604_8893.N1	29-NOV-2005 15:57:27	Bright	52.000	180	27Gam Boo	3.0400	8000.0	104	19604	No
196	GOM_NL__2PRFIN20051129_160028_000000342043_00011_19604_8894.N1	29-NOV-2005 16:00:28	Bright	33.500	83		2.3780	11000.	67	19604	No
197	GOM_NL__2PRFIN20051129_160258_000000352043_00011_19604_8895.N1	29-NOV-2005 16:02:58	Bright	34.500	3	16Alp Boo	-0.050000	4250.0	69	19604	No
198	GOM_NL__2PRFIN20051129_161216_000000392043_00011_19604_8896.N1	29-NOV-2005 16:12:16	Bright	38.500	15	67Alp Vir	0.97600	28000.	77	19604	No
199	GOM_NL__2PRFIN20051129_161541_000000392043_00011_19604_8897.N1	29-NOV-2005 16:15:41	Tw_i_and_stray	39.000	169	46Gam Hya	2.9910	4700.0	78	19604	No
200	GOM_NL__2PRFIN20051129_161912_000000382043_00011_19604_8898.N1	29-NOV-2005 16:19:12	Dark	37.500	123	lot Cen	2.7500	10200.	75	19604	No
201	GOM_NL__2PRFIN20051129_162312_000000372043_00011_19604_8899.N1	29-NOV-2005 16:23:12	Dark	37.000	64	Gam Cen	2.2000	10600.	74	19604	No
202	GOM_NL__2PRFIN20051129_162539_000000452043_00011_19604_8900.N1	29-NOV-2005 16:25:39	Dark	44.500	20	Bet Cru	1.2530	30000.	89	19604	No
203	GOM_NL__2PRFIN20051129_162650_000000462043_00012_19605_8880.N1	29-NOV-2005 16:26:50	Dark	46.000	12	Alp1Cru	0.77500	30000.	92	19605	No
204	GOM_NL__2PRFIN20051129_163217_000000392043_00012_19605_8881.N1	29-NOV-2005 16:32:17	Dark	38.500	29	Bet Car	1.6720	10200.	77	19605	No
205	GOM_NL__2PRFIN20051129_164654_000000392043_00012_19605_8882.N1	29-NOV-2005 16:46:54	Straylight	39.000	157	The1Eri	2.9060	9300.0	78	19605	No
206	GOM_NL__2PRFIN20051129_165912_000000452043_00012_19605_8883.N1	29-NOV-2005 16:59:12	Tw_i_and_stray	45.000	94	92Alp Cet	2.5260	3100.0	90	19605	No
207	GOM_NL__2PRFIN20051129_170430_000000382043_00012_19605_8884.N1	29-NOV-2005 17:04:30	Bright	37.500	105	6Bet Ari	2.6450	8900.0	75	19605	No
208	GOM_NL__2PRFIN20051129_170810_000000352043_00012_19605_8885.N1	29-NOV-2005 17:08:10	Bright	34.500	173	4Bet Tri	3.0040	8900.0	69	19605	No
209	GOM_NL__2PRFIN20051129_170939_000000362043_00012_19605_8886.N1	29-NOV-2005 17:09:39	Bright	36.000	79	26Bet Per	2.3100	13100.	72	19605	No
210	GOM_NL__2PRFIN20051129_171312_000000362043_00012_19605_8887.N1	29-NOV-2005 17:13:12	Bright	36.000	160	23Gam Per	2.9300	4700.0	72	19605	No
211	GOM_NL__2PRFIN20051129_171528_000000362043_00012_19605_8888.N1	29-NOV-2005 17:15:28	Bright	36.000	110	37Del Cas	2.6780	8900.0	72	19605	No
212	GOM_NL__2PRFIN20051129_172315_000000382043_00012_19605_8889.N1	29-NOV-2005 17:23:15	Bright	37.500	49	1Alp UMi	1.9900	6300.0	75	19605	No
213	GOM_NL__2PRFIN20051129_172754_000000362043_00012_19605_8890.N1	29-NOV-2005 17:27:54	Bright	36.000	60	7Bet UMi	2.0810	3950.0	72	19605	No
214	GOM_NL__2PRFIN20051129_173027_000000362043_00012_19605_8891.N1	29-NOV-2005 17:30:27	Bright	35.500	119	14Eta Dra	2.7270	4700.0	71	19605	No
215	GOM_NL__2PRFIN20051129_173511_000000342043_00012_19605_8892.N1	29-NOV-2005 17:35:11	Bright	34.000	39	85Eta UMa	1.8540	24000.	68	19605	No
216	GOM_NL__2PRFIN20051129_173804_000000342043_00012_19605_8893.N1	29-NOV-2005 17:38:04	Bright	34.000	180	27Gam Boo	3.0400	8000.0	68	19605	No
217	GOM_NL__2PRFIN20051129_174104_000000342043_00012_19605_8894.N1	29-NOV-2005 17:41:04	Bright	33.500	83		2.3780	11000.	67	19605	No
218	GOM_NL__2PRFIN20051129_174335_000000342043_00012_19605_8895.N1	29-NOV-2005 17:43:35	Bright	34.000	3	16Alp Boo	-0.050000	4250.0	68	19605	No
219	GOM_NL__2PRFIN20051129_175253_000000542043_00012_19605_8896.N1	29-NOV-2005 17:52:53	Bright	53.500	15	67Alp Vir	0.97600	28000.	107	19605	No

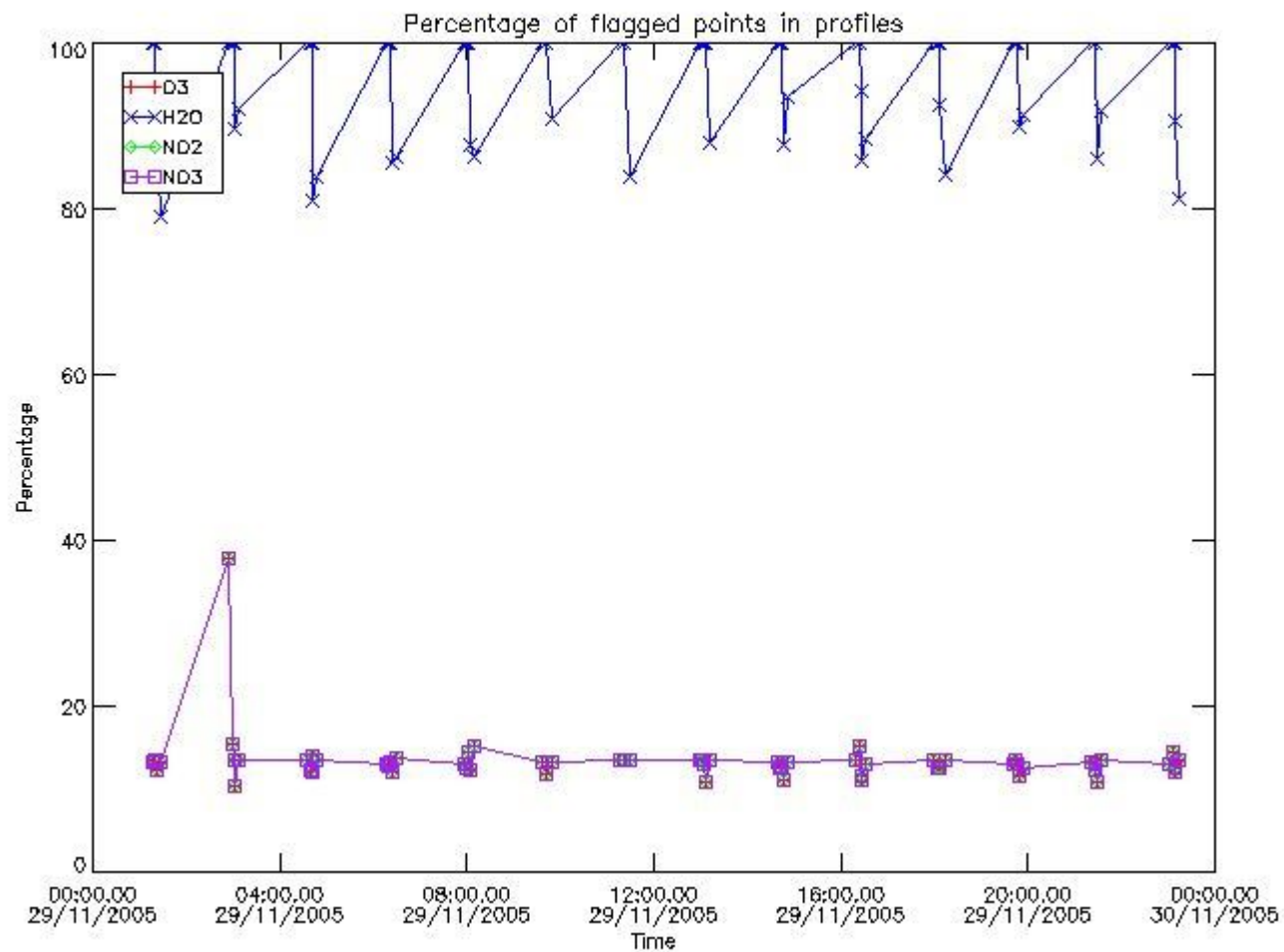
220	GOM_NL__2PRFIN20051129_175617_000000392043_00012_19605_8897.N1	29-NOV-2005 17:56:17	Twilight	38.500	169	46Gam Hya	2.9910	4700.0	77	19605	No
221	GOM_NL__2PRFIN20051129_175949_000000382043_00012_19605_8898.N1	29-NOV-2005 17:59:49	Dark	38.000	123	lot Cen	2.7500	10200.	76	19605	No
222	GOM_NL__2PRFIN20051129_180349_000000412043_00012_19605_8899.N1	29-NOV-2005 18:03:49	Dark	41.000	64	Gam Cen	2.2000	10600.	82	19605	No
223	GOM_NL__2PRFIN20051129_180615_000000412043_00012_19605_8900.N1	29-NOV-2005 18:06:15	Dark	40.500	20	Bet Cru	1.2530	30000.	81	19605	No
224	GOM_NL__2PRFIN20051129_180726_000000412043_00013_19606_8880.N1	29-NOV-2005 18:07:26	Dark	41.000	12	Alp1Cru	0.77500	30000.	82	19606	No
225	GOM_NL__2PRFIN20051129_181254_000000382043_00013_19606_8881.N1	29-NOV-2005 18:12:54	Dark	37.500	29	Bet Car	1.6720	10200.	75	19606	No
226	GOM_NL__2PRFIN20051129_182730_000000372043_00013_19606_8882.N1	29-NOV-2005 18:27:30	Straylight	36.500	157	The1Eri	2.9060	9300.0	73	19606	No
227	GOM_NL__2PRFIN20051129_183948_000000422043_00013_19606_8883.N1	29-NOV-2005 18:39:48	Twilight	42.000	94	92Alp Cet	2.5260	3100.0	84	19606	No
228	GOM_NL__2PRFIN20051129_184507_000000362043_00013_19606_8884.N1	29-NOV-2005 18:45:07	Bright	36.000	105	6Bet Ari	2.6450	8900.0	72	19606	No
229	GOM_NL__2PRFIN20051129_184846_000000352043_00013_19606_8885.N1	29-NOV-2005 18:48:46	Bright	35.000	173	4Bet Tri	3.0040	8900.0	70	19606	No
230	GOM_NL__2PRFIN20051129_185015_000000372043_00013_19606_8886.N1	29-NOV-2005 18:50:15	Bright	36.500	79	26Bet Per	2.3100	13100.	73	19606	No
231	GOM_NL__2PRFIN20051129_185348_000000352043_00013_19606_8887.N1	29-NOV-2005 18:53:48	Bright	35.000	160	23Gam Per	2.9300	4700.0	70	19606	No
232	GOM_NL__2PRFIN20051129_185604_000000352043_00013_19606_8888.N1	29-NOV-2005 18:56:04	Bright	35.000	110	37Del Cas	2.6780	8900.0	70	19606	No
233	GOM_NL__2PRFIN20051129_190351_000000362043_00013_19606_8889.N1	29-NOV-2005 19:03:51	Bright	36.000	49	1Alp UMi	1.9900	6300.0	72	19606	No
234	GOM_NL__2PRFIN20051129_190830_000000382043_00013_19606_8890.N1	29-NOV-2005 19:08:30	Bright	38.000	60	7Bet UMi	2.0810	3950.0	76	19606	No
235	GOM_NL__2PRFIN20051129_191104_000000332043_00013_19606_8891.N1	29-NOV-2005 19:11:04	Bright	33.000	119	14Eta Dra	2.7270	4700.0	66	19606	No
236	GOM_NL__2PRFIN20051129_191547_000000382043_00013_19606_8892.N1	29-NOV-2005 19:15:47	Bright	37.500	39	85Eta UMa	1.8540	24000.	75	19606	No
237	GOM_NL__2PRFIN20051129_191840_000000352043_00013_19606_8893.N1	29-NOV-2005 19:18:40	Bright	34.500	180	27Gam Boo	3.0400	8000.0	69	19606	No
238	GOM_NL__2PRFIN20051129_192140_000000342043_00013_19606_8894.N1	29-NOV-2005 19:21:40	Bright	33.500	83		2.3780	11000.	67	19606	No
239	GOM_NL__2PRFIN20051129_192411_000000342043_00013_19606_8895.N1	29-NOV-2005 19:24:11	Bright	34.000	3	16Alp Boo	-0.050000	4250.0	68	19606	No
240	GOM_NL__2PRFIN20051129_193329_000000392043_00013_19606_8896.N1	29-NOV-2005 19:33:29	Bright	39.000	15	67Alp Vir	0.97600	28000.	78	19606	No
241	GOM_NL__2PRFIN20051129_193654_000000442043_00013_19606_8897.N1	29-NOV-2005 19:36:54	Twilight	43.500	169	46Gam Hya	2.9910	4700.0	87	19606	No
242	GOM_NL__2PRFIN20051129_194025_000000392043_00013_19606_8898.N1	29-NOV-2005 19:40:25	Dark	39.000	123	lot Cen	2.7500	10200.	78	19606	No
243	GOM_NL__2PRFIN20051129_194425_000000382043_00013_19606_8899.N1	29-NOV-2005 19:44:25	Dark	37.500	64	Gam Cen	2.2000	10600.	75	19606	No
244	GOM_NL__2PRFIN20051129_194651_000000392043_00013_19606_8900.N1	29-NOV-2005 19:46:51	Dark	39.000	20	Bet Cru	1.2530	30000.	78	19606	No
245	GOM_NL__2PRFIN20051129_194802_000000452043_00014_19607_8880.N1	29-NOV-2005 19:48:02	Dark	44.500	12	Alp1Cru	0.77500	30000.	89	19607	No
246	GOM_NL__2PRFIN20051129_195330_000000402043_00014_19607_8881.N1	29-NOV-2005 19:53:30	Dark	40.000	29	Bet Car	1.6720	10200.	80	19607	No
247	GOM_NL__2PRFIN20051129_200806_000000392043_00014_19607_8882.N1	29-NOV-2005 20:08:06	Straylight	39.000	157	The1Eri	2.9060	9300.0	78	19607	No
248	GOM_NL__2PRFIN20051129_202024_000000472043_00014_19607_8883.N1	29-NOV-2005 20:20:24	Twilight	46.500	94	92Alp Cet	2.5260	3100.0	93	19607	No
249	GOM_NL__2PRFIN20051129_202543_000000362043_00014_19607_8884.N1	29-NOV-2005 20:25:43	Bright	36.000	105	6Bet Ari	2.6450	8900.0	72	19607	No
250	GOM_NL__2PRFIN20051129_202922_000000352043_00014_19607_8885.N1	29-NOV-2005 20:29:22	Bright	35.000	173	4Bet Tri	3.0040	8900.0	70	19607	No
251	GOM_NL__2PRFIN20051129_203051_000000362043_00014_19607_8886.N1	29-NOV-2005 20:30:51	Bright	36.000	79	26Bet Per	2.3100	13100.	72	19607	No
252	GOM_NL__2PRFIN20051129_203424_000000362043_00014_19607_8887.N1	29-NOV-2005 20:34:24	Bright	36.000	160	23Gam Per	2.9300	4700.0	72	19607	No
253	GOM_NL__2PRFIN20051129_203640_000000352043_00014_19607_8888.N1	29-NOV-2005 20:36:40	Bright	35.000	110	37Del Cas	2.6780	8900.0	70	19607	No
254	GOM_NL__2PRFIN20051129_204427_000000362043_00014_19607_8889.N1	29-NOV-2005 20:44:27	Bright	36.000	49	1Alp UMi	1.9900	6300.0	72	19607	No
255	GOM_NL__2PRFIN20051129_204906_000000322043_00014_19607_8890.N1	29-NOV-2005 20:49:06	Bright	32.000	60	7Bet UMi	2.0810	3950.0	64	19607	No
256	GOM_NL__2PRFIN20051129_205140_000000372043_00014_19607_8891.N1	29-NOV-2005 20:51:40	Bright	36.500	119	14Eta Dra	2.7270	4700.0	73	19607	No
257	GOM_NL__2PRFIN20051129_205623_000000382043_00014_19607_8892.N1	29-NOV-2005 20:56:23	Bright	37.500	39	85Eta UMa	1.8540	24000.	75	19607	No
258	GOM_NL__2PRFIN20051129_205916_000000352043_00014_19607_8893.N1	29-NOV-2005 20:59:16	Bright	35.000	180	27Gam Boo	3.0400	8000.0	70	19607	No
259	GOM_NL__2PRFIN20051129_210216_000000342043_00014_19607_8894.N1	29-NOV-2005 21:02:16	Bright	33.500	83		2.3780	11000.	67	19607	No
260	GOM_NL__2PRFIN20051129_210447_000000342043_00014_19607_8895.N1	29-NOV-2005 21:04:47	Bright	34.000	3	16Alp Boo	-0.050000	4250.0	68	19607	No
261	GOM_NL__2PRFIN20051129_211405_000000452043_00014_19607_8896.N1	29-NOV-2005 21:14:05	Bright	45.000	15	67Alp Vir	0.97600	28000.	90	19607	No
262	GOM_NL__2PRFIN20051129_211730_000000412043_00014_19607_8897.N1	29-NOV-2005 21:17:30	Twilight	41.000	169	46Gam Hya	2.9910	4700.0	82	19607	No
263	GOM_NL__2PRFIN20051129_212101_000000392043_00014_19607_8898.N1	29-NOV-2005 21:21:01	Dark	38.500	123	lot Cen	2.7500	10200.	77	19607	No
264	GOM_NL__2PRFIN20051129_212501_000000422043_00014_19607_8899.N1	29-NOV-2005 21:25:01	Dark	41.500	64	Gam Cen	2.2000	10600.	83	19607	No
265	GOM_NL__2PRFIN20051129_212728_000000402043_00014_19607_8900.N1	29-NOV-2005 21:27:28	Dark	39.500	20	Bet Cru	1.2530	30000.	79	19607	No
266	GOM_NL__2PRFIN20051129_212838_000000472043_00015_19608_8900.N1	29-NOV-2005 21:28:38	Dark	47.000	12	Alp1Cru	0.77500	30000.	94	19608	No
267	GOM_NL__2PRFIN20051129_213406_000000382043_00015_19608_8901.N1	29-NOV-2005 21:34:06	Dark	37.500	29	Bet Car	1.6720	10200.	75	19608	No
268	GOM_NL__2PRFIN20051129_214842_000000382043_00015_19608_8902.N1	29-NOV-2005 21:48:42	Straylight	38.000	157	The1Eri	2.9060	9300.0	76	19608	No
269	GOM_NL__2PRFIN20051129_220100_000000442043_00015_19608_8903.N1	29-NOV-2005 22:01:00	Twilight	44.000	94	92Alp Cet	2.5260	3100.0	88	19608	No
270	GOM_NL__2PRFIN20051129_220619_000000362043_00015_19608_8904.N1	29-NOV-2005 22:06:19	Bright	36.000	105	6Bet Ari	2.6450	8900.0	72	19608	No
271	GOM_NL__2PRFIN20051129_220958_000000342043_00015_19608_8905.N1	29-NOV-2005 22:09:58	Bright	33.500	173	4Bet Tri	3.0040	8900.0	67	19608	No
272	GOM_NL__2PRFIN20051129_221127_000000352043_00015_19608_8906.N1	29-NOV-2005 22:11:27	Bright	34.500	79	26Bet Per	2.3100	13100.	69	19608	No
273	GOM_NL__2PRFIN20051129_221500_000000362043_00015_19608_8907.N1	29-NOV-2005 22:15:00	Bright	35.500	160	23Gam Per	2.9300	4700.0	71	19608	No
274	GOM_NL__2PRFIN20051129_221716_000000352043_00015_19608_8908.N1	29-NOV-2005 22:17:16	Bright	35.000	110	37Del Cas	2.6780	8900.0	70	19608	No
275	GOM_NL__2PRFIN20051129_222502_000000362043_00015_19608_8909.N1	29-NOV-2005 22:25:02	Bright	35.500	49	1Alp UMi	1.9900	6300.0	71	19608	No
276	GOM_NL__2PRFIN20051129_222942_000000362043_00015_19608_8910.N1	29-NOV-2005 22:29:42	Bright	35.500	60	7Bet UMi	2.0810	3950.0	71	19608	No
277	GOM_NL__2PRFIN20051129_223216_000000362043_00015_19608_8911.N1	29-NOV-2005 22:32:16	Bright	35.500	119	14Eta Dra	2.7270	4700.0	71	19608	No
278	GOM_NL__2PRFIN20051129_223659_000000362043_00015_19608_8912.N1	29-NOV-2005 22:36:59	Bright	36.000	39	85Eta UMa	1.8540	24000.	72	19608	No

279	GOM_NL__2PRFIN20051129_223952_000000352043_00015_19608_8913.N1	29-NOV-2005 22:39:52	Bright	34.500	180	27Gam Boo	3.0400	8000.0	69	19608	No
280	GOM_NL__2PRFIN20051129_224252_000000342043_00015_19608_8914.N1	29-NOV-2005 22:42:52	Bright	33.500	83		2.3780	11000.	67	19608	No
281	GOM_NL__2PRFIN20051129_224523_000000342043_00015_19608_8915.N1	29-NOV-2005 22:45:23	Bright	33.500	3	16Alp Boo	-0.050000	4250.0	67	19608	No
282	GOM_NL__2PRFIN20051129_225442_000000392043_00015_19608_8916.N1	29-NOV-2005 22:54:42	Bright	39.000	15	67Alp Vir	0.97600	28000.	78	19608	No
283	GOM_NL__2PRFIN20051129_225806_000000442043_00015_19608_8917.N1	29-NOV-2005 22:58:06	Twilight	44.000	169	46Gam Hya	2.9910	4700.0	88	19608	No
284	GOM_NL__2PRFIN20051129_230138_000000402043_00015_19608_8918.N1	29-NOV-2005 23:01:38	Dark	39.500	123	10 Cen	2.7500	10200.	79	19608	No
285	GOM_NL__2PRFIN20051129_230537_000000392043_00015_19608_8919.N1	29-NOV-2005 23:05:37	Dark	38.500	64	Gam Cen	2.2000	10600.	77	19608	No
286	GOM_NL__2PRFIN20051129_230804_000000412043_00015_19608_8920.N1	29-NOV-2005 23:08:04	Dark	40.500	20	Bet Cru	1.2530	30000.	81	19608	No
287	GOM_NL__2PRFIN20051129_230914_000000432043_00016_19609_8900.N1	29-NOV-2005 23:09:14	Dark	42.500	12	Alp1Cru	0.77500	30000.	85	19609	No
288	GOM_NL__2PRFIN20051129_231443_000000382043_00016_19609_8901.N1	29-NOV-2005 23:14:43	Dark	37.500	29	Bet Car	1.6720	10200.	75	19609	No
289	GOM_NL__2PRFIN20051129_232918_000000382043_00016_19609_8902.N1	29-NOV-2005 23:29:18	Straylight	37.500	157	The1Eri	2.9060	9300.0	75	19609	No
290	GOM_NL__2PRFIN20051129_234136_000000472043_00016_19609_8903.N1	29-NOV-2005 23:41:36	Twilight	46.500	94	92Alp Cet	2.5260	3100.0	93	19609	No
291	GOM_NL__2PRFIN20051129_234655_000000362043_00016_19609_8904.N1	29-NOV-2005 23:46:55	Bright	36.000	105	6Bet Ari	2.6450	8900.0	72	19609	No
292	GOM_NL__2PRFIN20051129_235034_000000342043_00016_19609_8905.N1	29-NOV-2005 23:50:34	Bright	34.000	173	4Bet Tri	3.0040	8900.0	68	19609	No
293	GOM_NL__2PRFIN20051129_235203_000000352043_00016_19609_8906.N1	29-NOV-2005 23:52:03	Bright	34.500	79	26Bet Per	2.3100	13100.	69	19609	No
294	GOM_NL__2PRFIN20051129_235536_000000352043_00016_19609_8907.N1	29-NOV-2005 23:55:36	Bright	34.500	160	23Gam Per	2.9300	4700.0	69	19609	No
295	GOM_NL__2PRFIN20051129_235752_000000342043_00016_19609_8908.N1	29-NOV-2005 23:57:52	Bright	33.500	110	37Del Cas	2.6780	8900.0	67	19609	No

### 3. Quality information per product

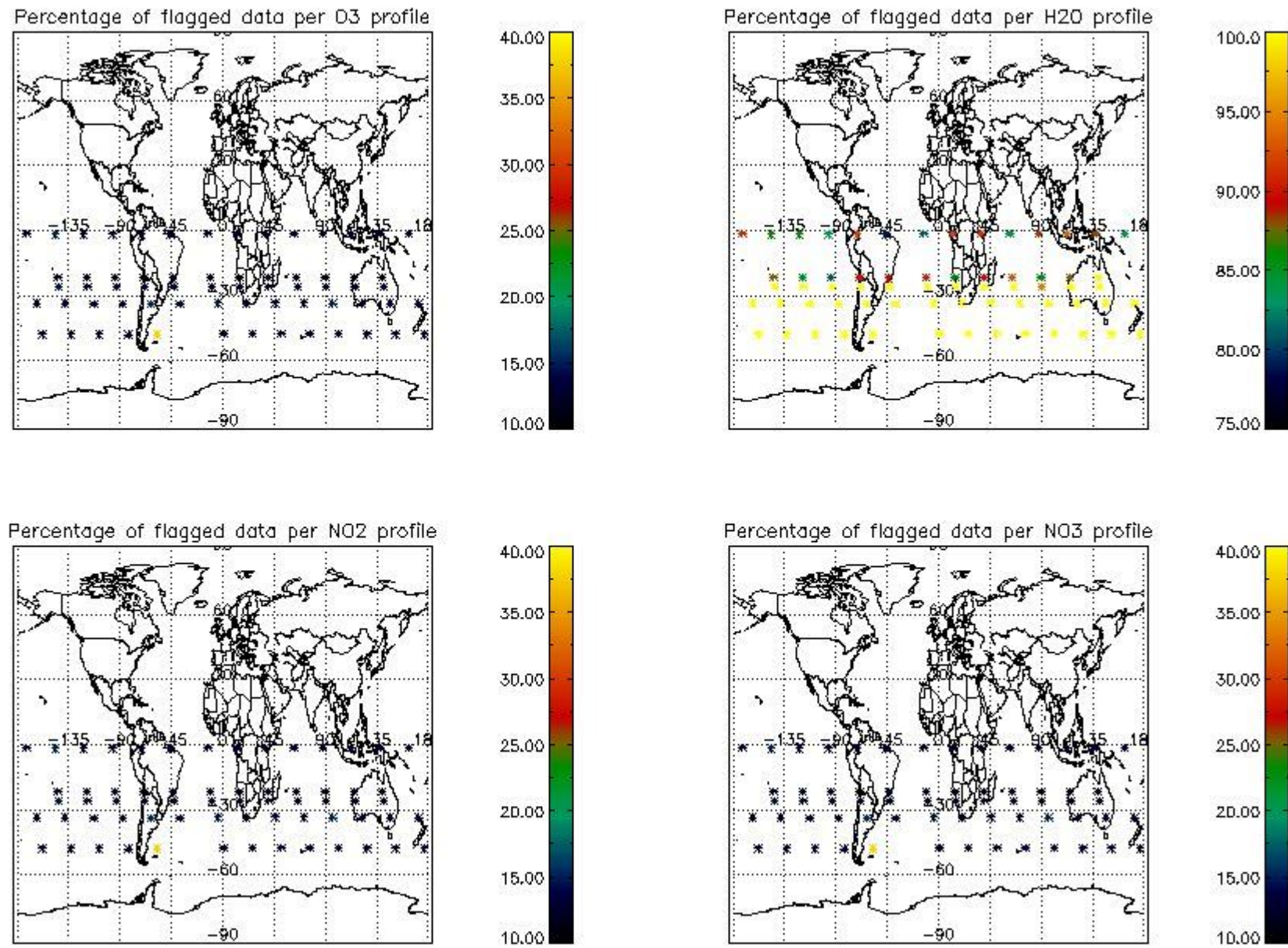
In this section it is plotted some information contained in the Quality Summary data set of the level 2 products. Only products in dark limb conditions and without errors (error flag in the MPH set to "0") are used.

#### 3.1 Plot quality information per product (time dependant)





### 3.2 Plot quality information per product (world map)

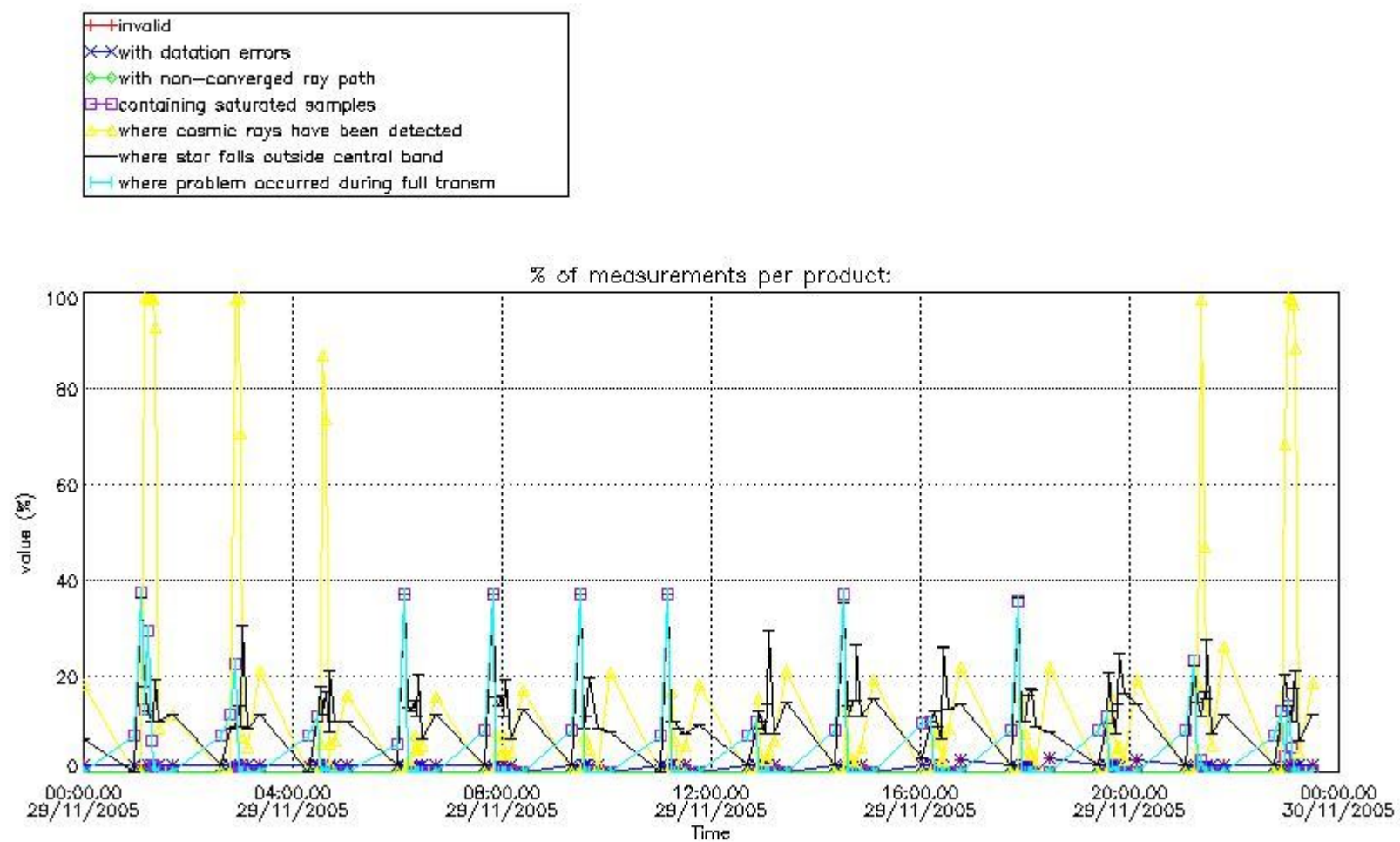


### 4. Level 1 quality information per product

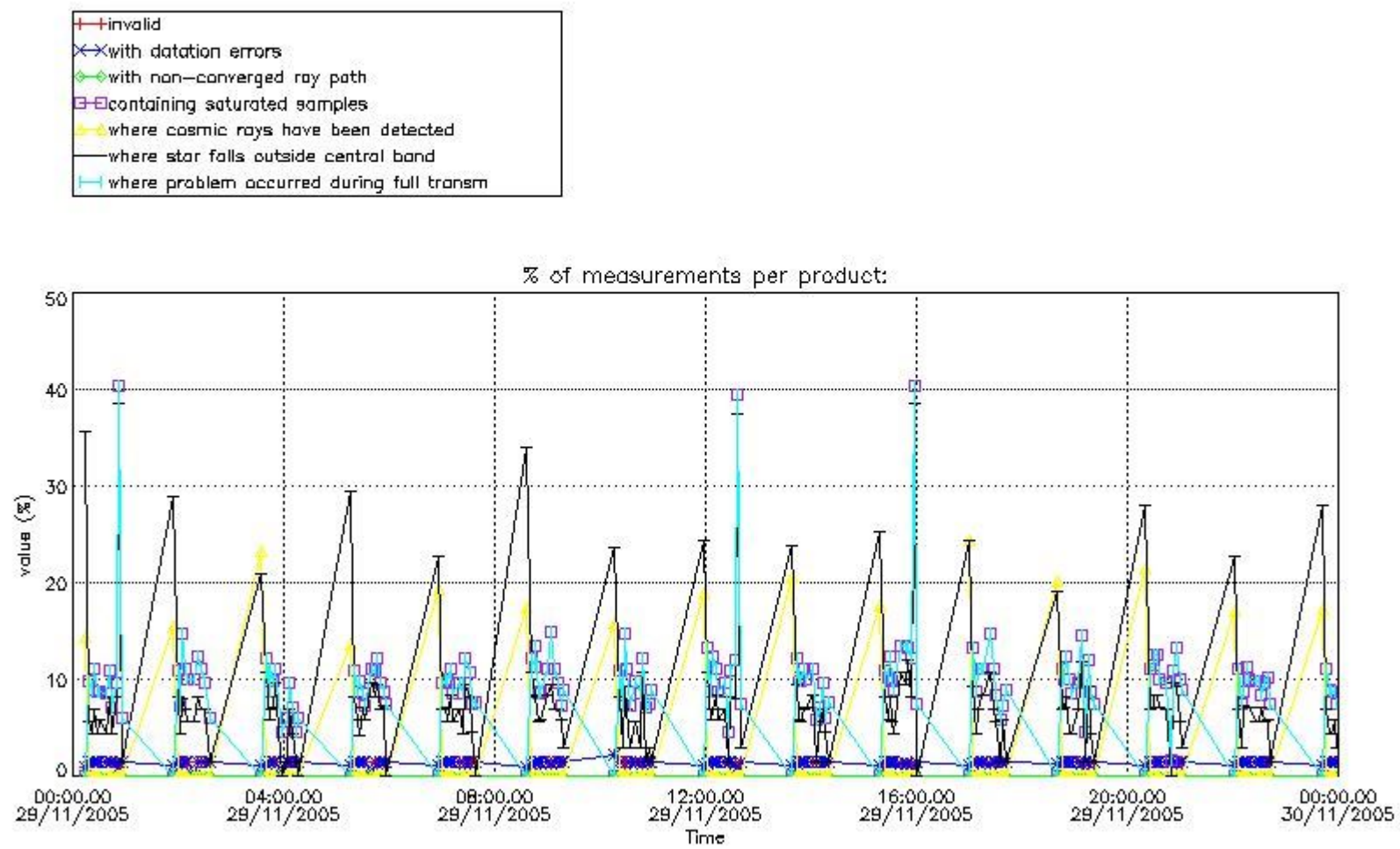
In this section it is plotted some information contained in the Quality Summary data set of the level 2 products that comes from the level 1b processing. Products without errors (error flag in the MPH set to "0") are used.

#### 4.1 Plot quality information per product (time dependant) coming from level 1b processing

##### 4.1.1 Plot level 1 quality information per product (time dependant): ENVISAT ASCENDING passes



4.1.2 Plot level 1 quality information per product (time dependant): ENVI SAT DESCENDING passes

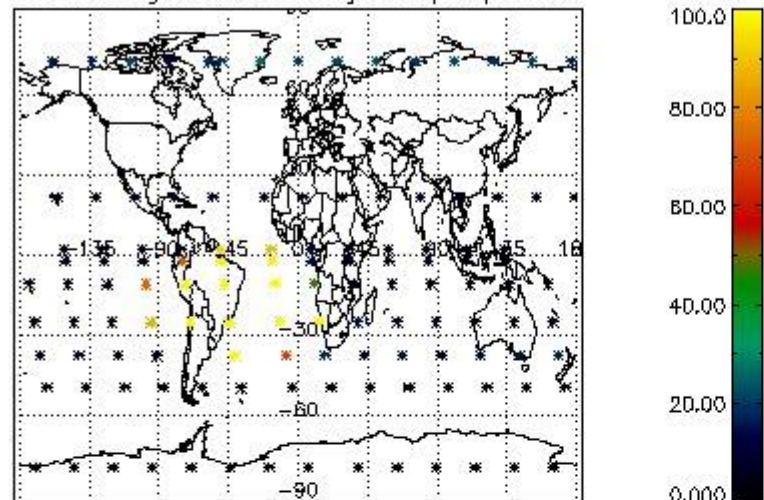


#### 4.2 Plot quality information per product coming from level 1b processing (world map)

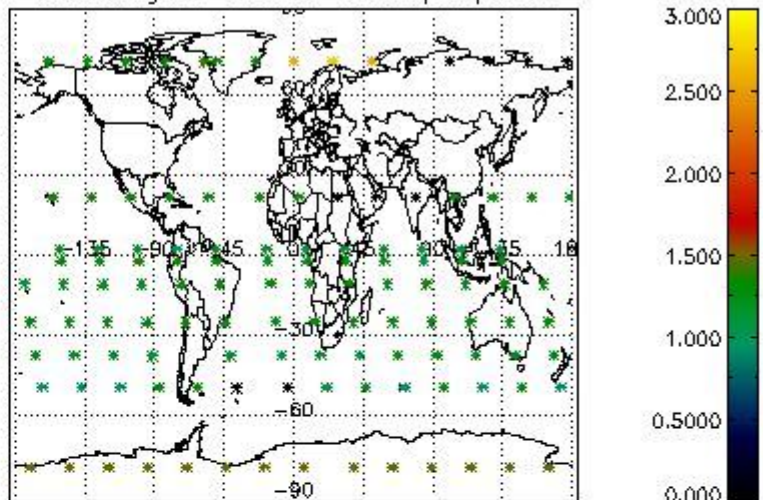
##### 4.2.1 Plot level 1 quality information per product (world map): ENVISAT ASCENDING passes



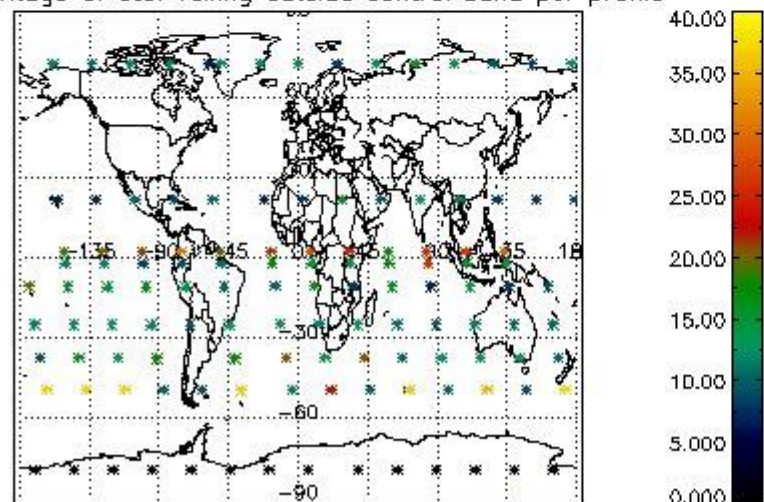
Percentage of cosmic ray hits per profile



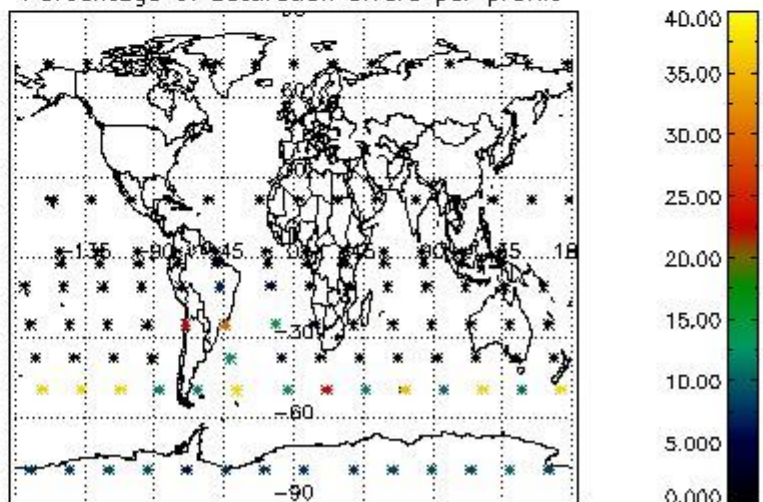
Percentage of datation errors per profile



Percentage of star falling outside central band per profile



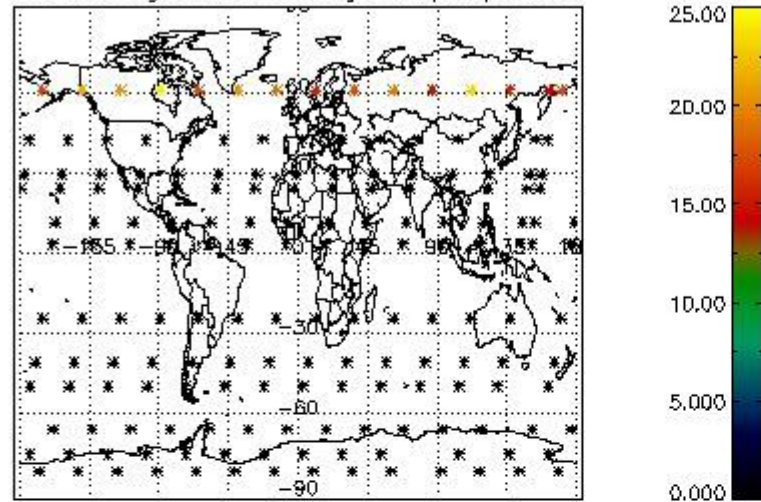
Percentage of saturation errors per profile



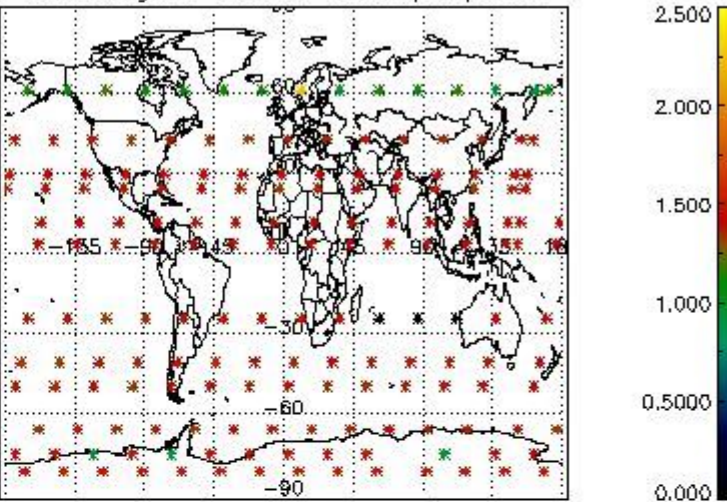
4.2.2 Plot level 1 quality information per product (world map): ENVISAT DESCENDING passes



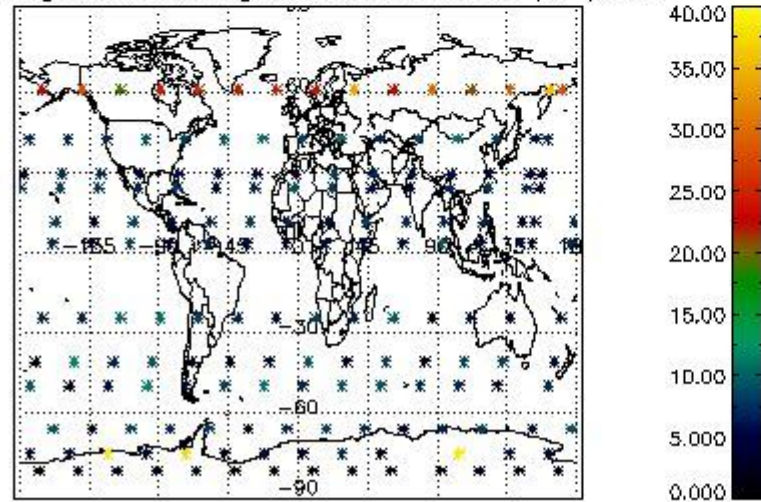
Percentage of cosmic ray hits per profile



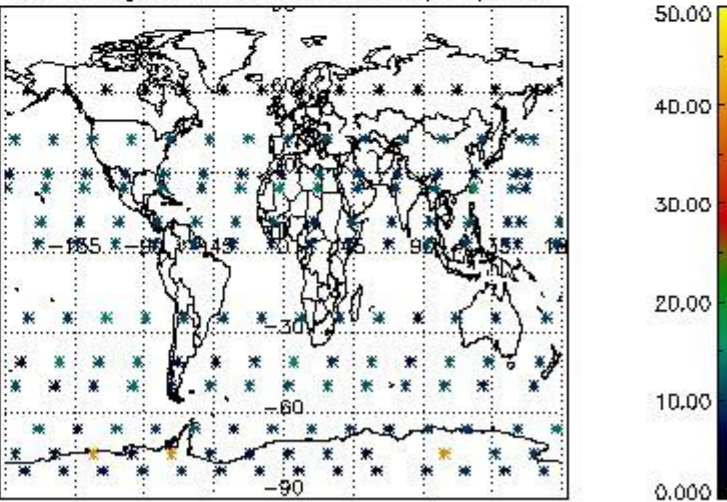
Percentage of datation errors per profile



Percentage of star falling outside central band per profile



Percentage of saturation errors per profile



## 5. Trace gas profiles

### 5.1 Ozone statistics based on quality of products

The final quality of the products can be "measured" using the STD (Standard Deviation) attached to every point profile. This information is written to the parameter GOM\_NL\_\_2P/NL\_LOCAL\_SPECIES\_DENSITY/o3\_std of the level 2 products. The table below shows the statistics for given STD ranges.

The statistics are given with respect to the overall valid production:

- Products without fatal errors: GOM\_NL\_\_2P/MPH/PRODUCT\_ERR=0
- Valid point profile: GOM\_NL\_\_2P/NL\_LOCAL\_SPECIES\_DENSITY/pcd(0)=0

The 'Criteria' is applied to valid points of dark limb products:

- Products in dark limb illumination condition: GOM\_NL\_\_2P/NL\_SUMMARY\_QUALITY/obs\_ill\_cond=0
- Products without fatal errors: GOM\_NL\_\_2P/MPH/PRODUCT\_ERR=0
- Valid point profile: GOM\_NL\_\_2P/NL\_LOCAL\_SPECIES\_DENSITY/pcd(0)=0

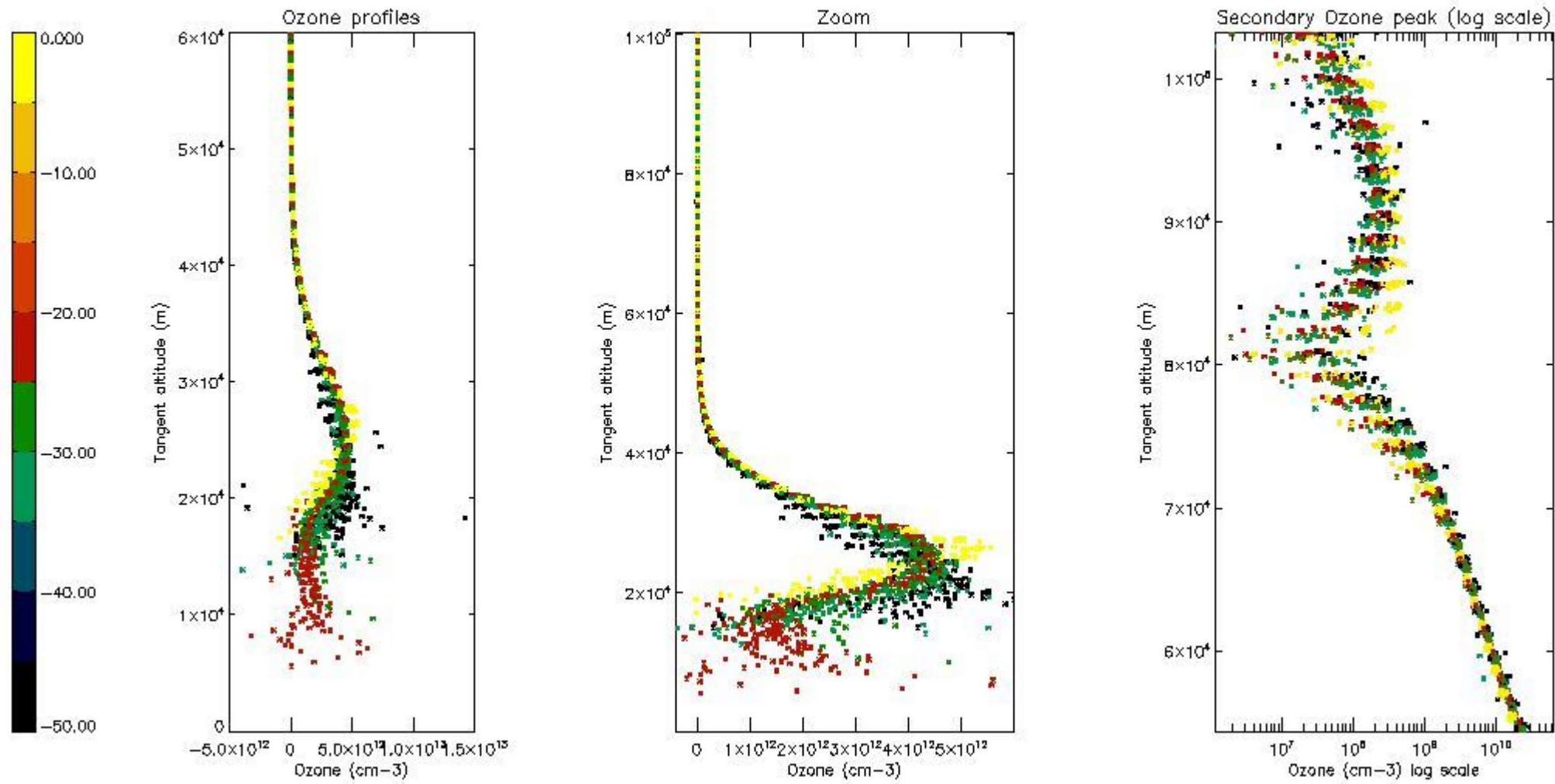
So, the table below shows the percentage of dark limb and valid observations for each criteria with respect to the overall valid daily observations.

Criteria	% of total production
All STD	24
STD < 20	16

STD < 10	13
STD < 5	8

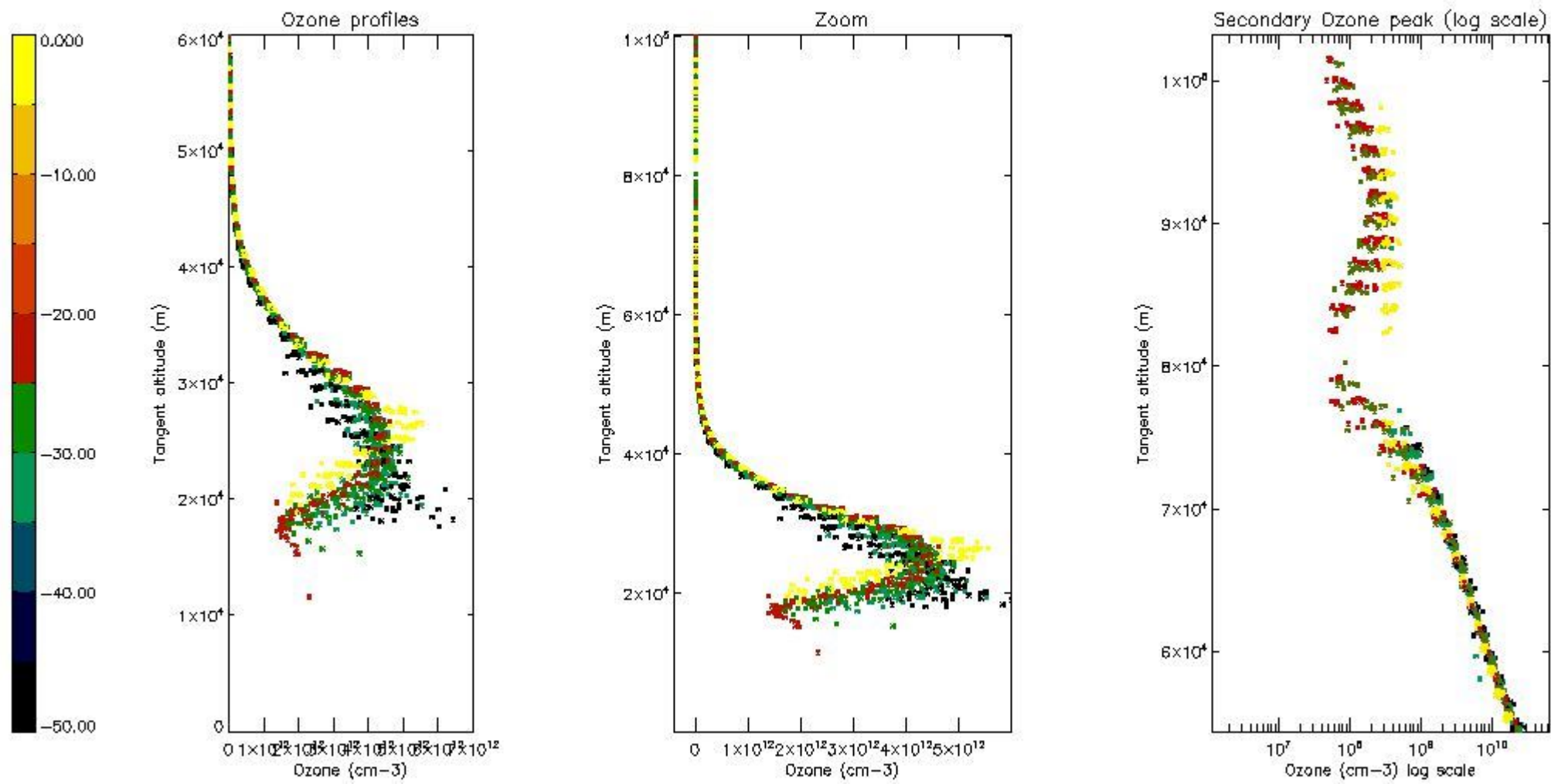
5.2 Plot ozone profiles for all STD (dark without errors)

The colorbar represents the latitude.



5.3 Plot ozone profiles where STD < 20% (dark without errors)

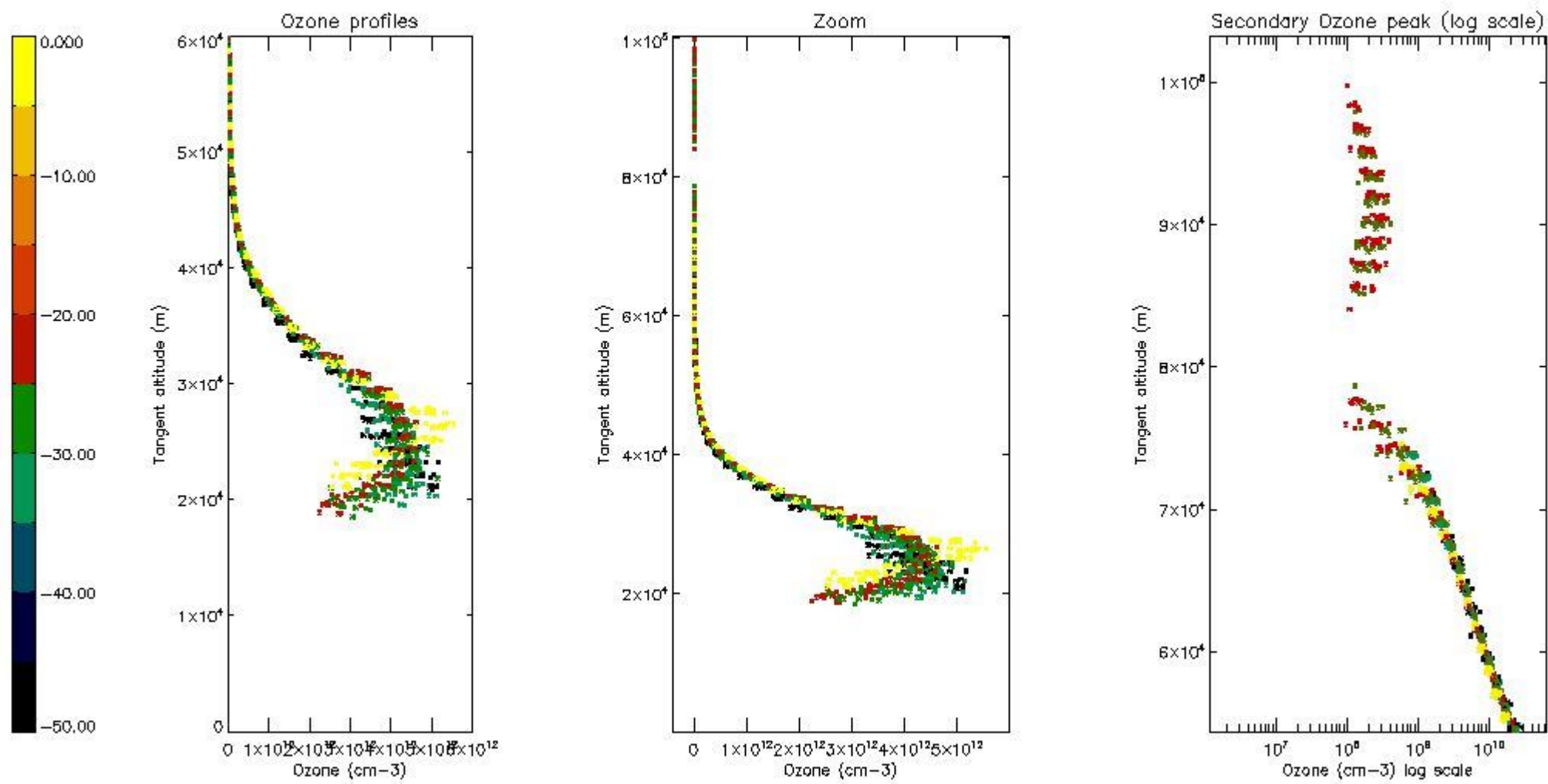
The colorbar represents the latitude.



*5.4 Plot ozone profiles where STD < 10% (dark without errors)*

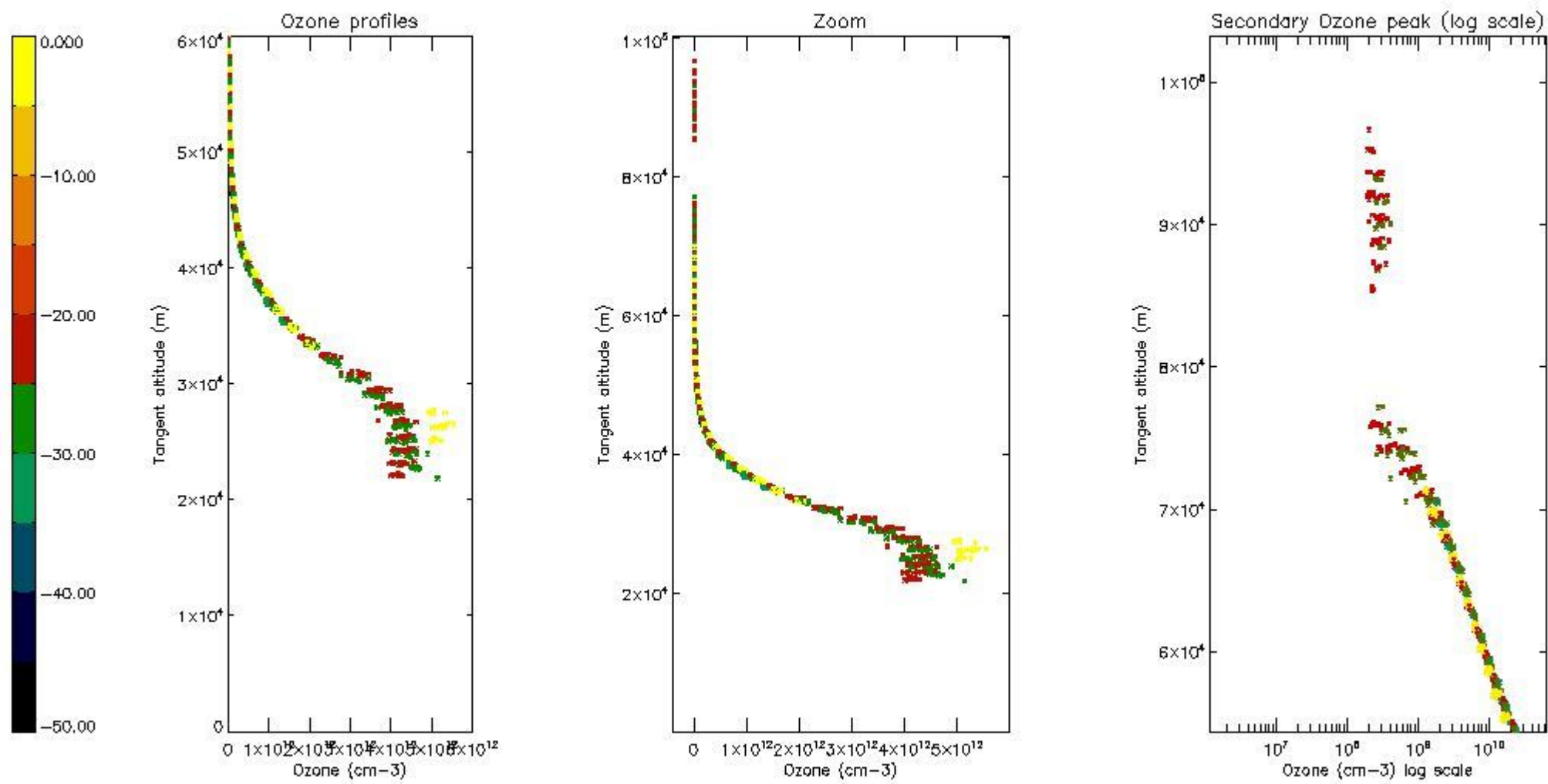
The colorbar represents the latitude.





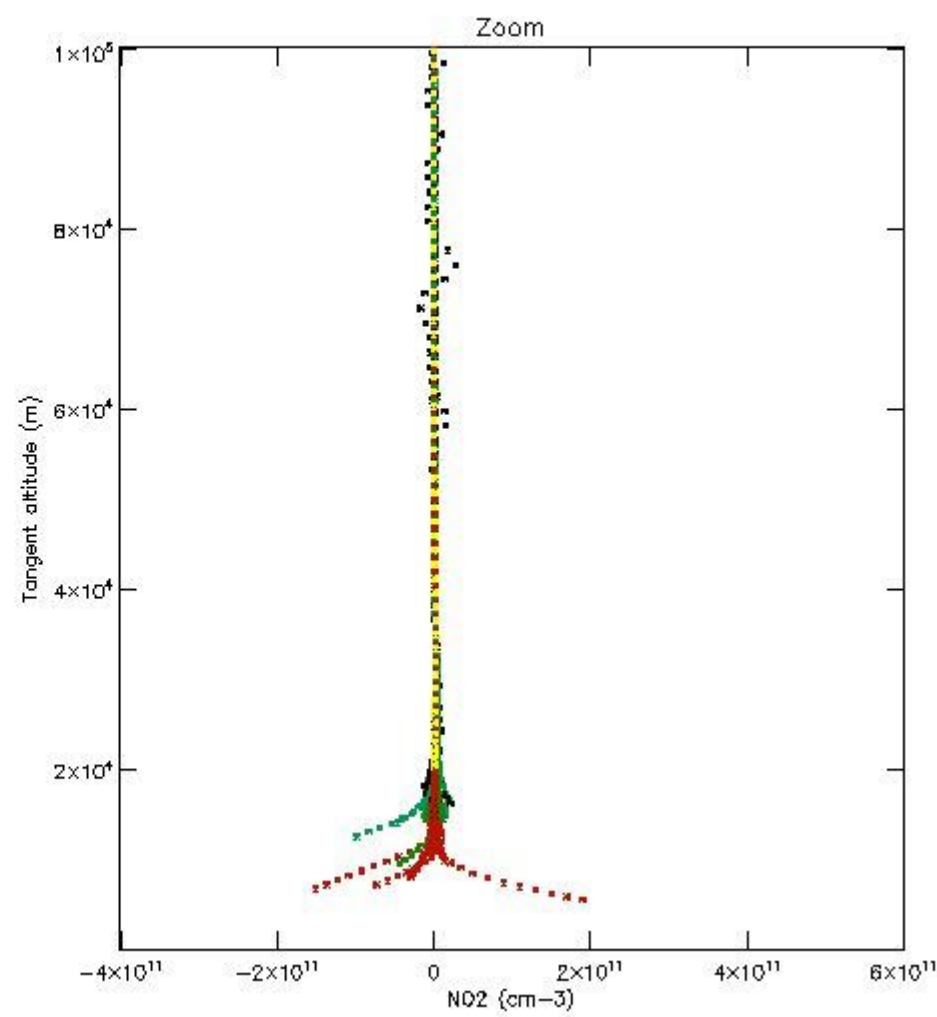
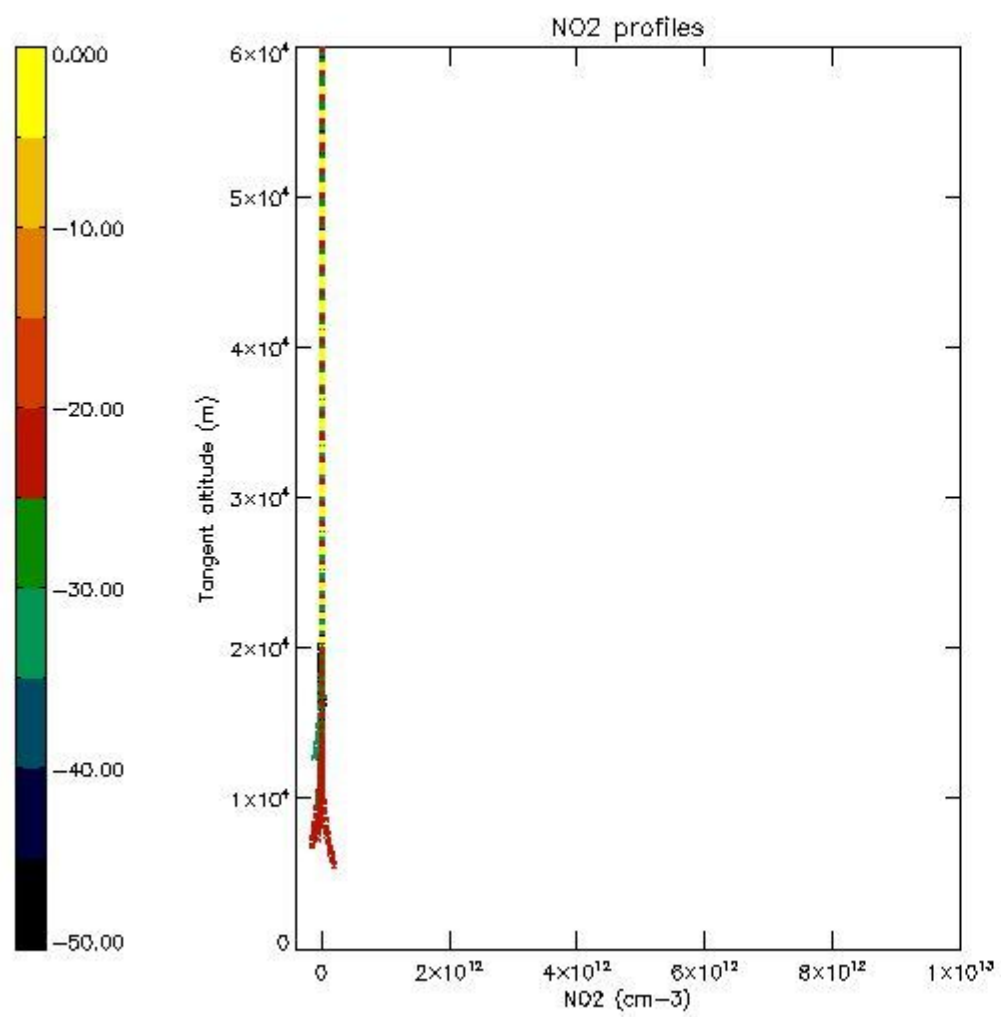
*5.5 Plot ozone profiles where STD < 5% (dark without errors)*

The colorbar represents the latitude.



*5.6 Plot NO<sub>2</sub> profiles for all STD (dark without errors)*

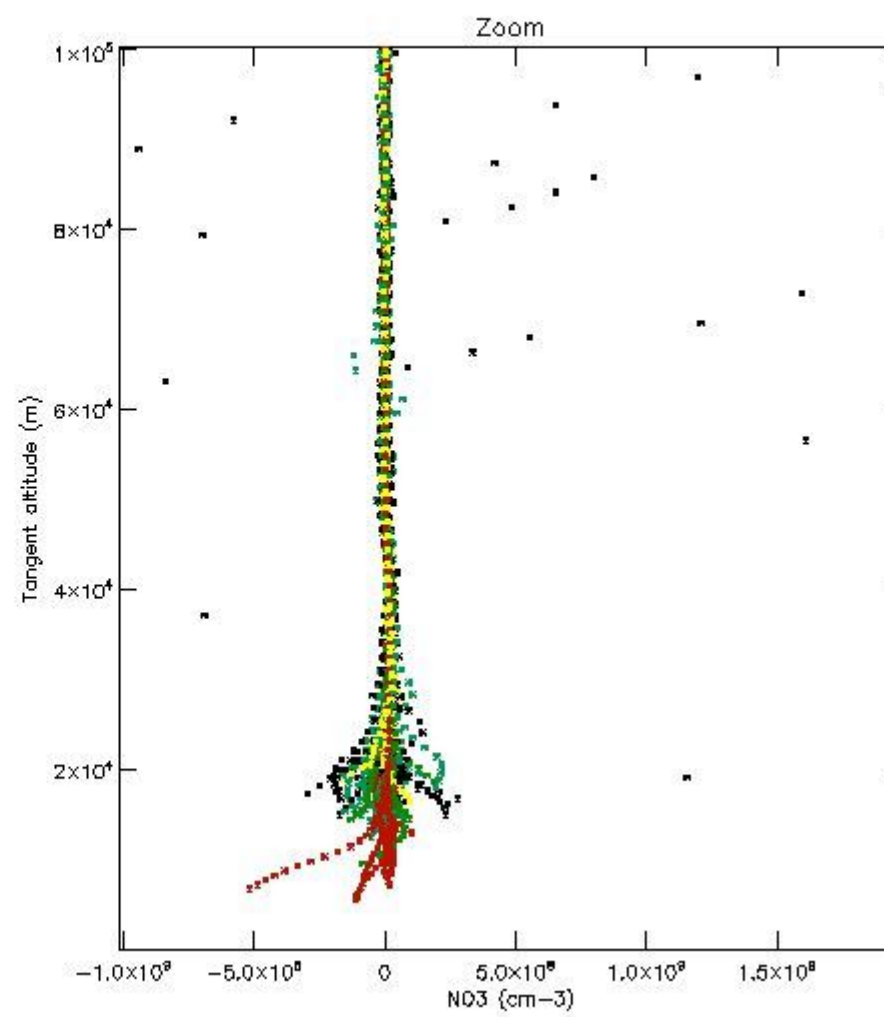
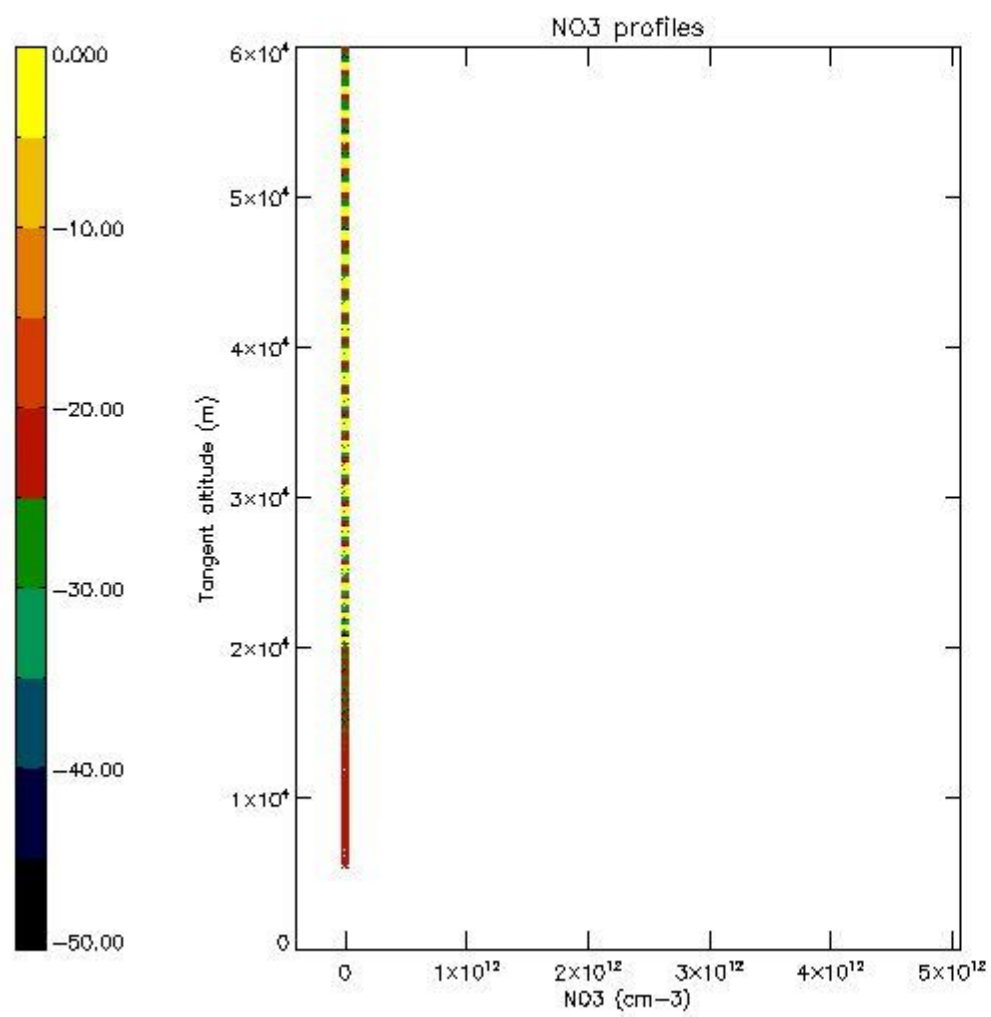
The colorbar represents the latitude.



*5.7 Plot NO3 profiles for all STD (dark without errors)*

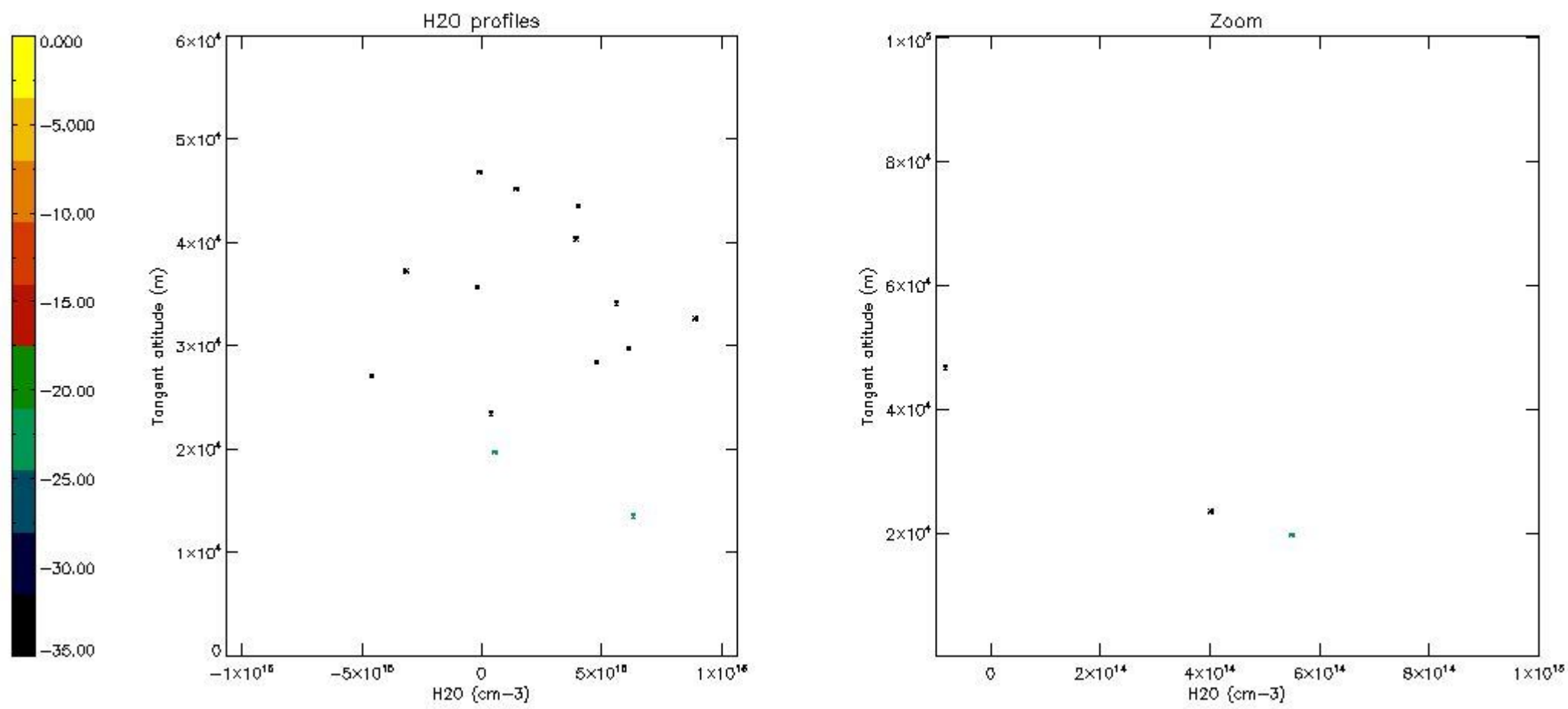
The colorbar represents the latitude.





5.8 Plot H<sub>2</sub>O profiles for all STD (only for occultations of stars 1,2,3,4,13,14,16,26,63 dark without errors)

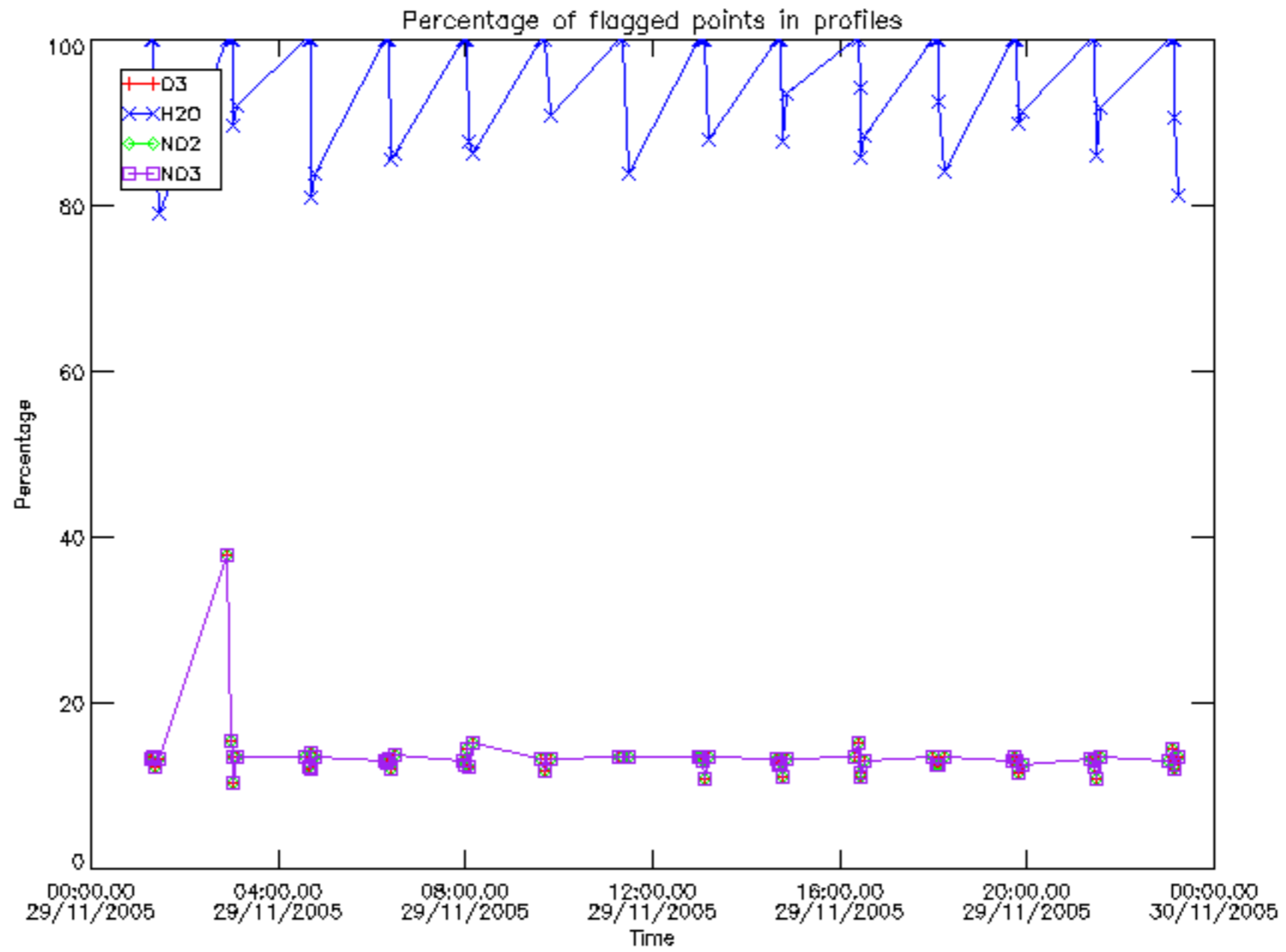
The colorbar represents the latitude.



## 6. Auxiliary Data Files used for the production reported in section 2

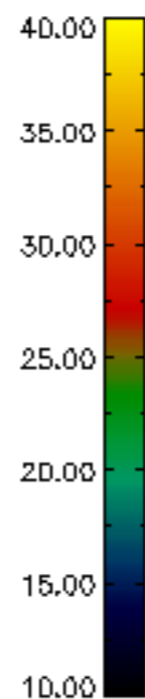
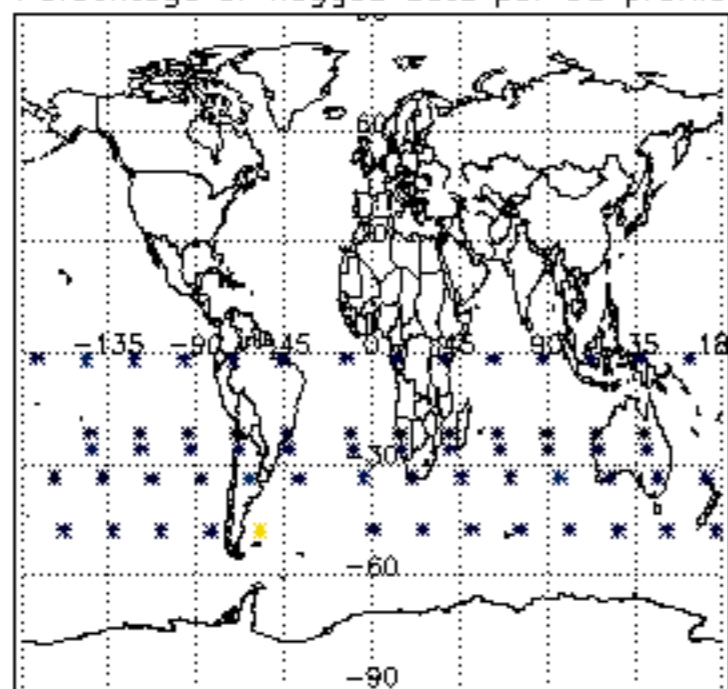
The number reported in the third column indicates since which file (see list in section 2) the corresponding auxiliary file has been used. The fourth column is the date of those product files.

Type	Auxiliary Filename	Used since product	Used since product date
INST_PHYS_CHARACTERISTICS	GOM_INS_AXVIEC20091111_143220_20030716_120000_20500101_000000	1	29-NOV-2005 00:00:53
LEVEL-2_PROC_CONFIG	GOM_PR2_AXVIEC20091111_152718_20020301_000000_20500101_000000	1	29-NOV-2005 00:00:53
CROSS_SECTIONS_FILE	GOM_CRS_AXVIEC20091111_154832_20020301_000000_20500101_000000	1	29-NOV-2005 00:00:53

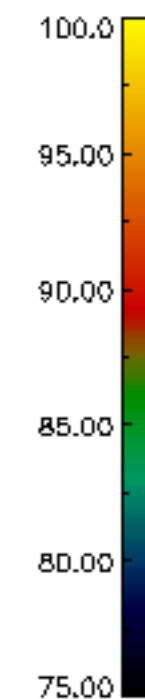
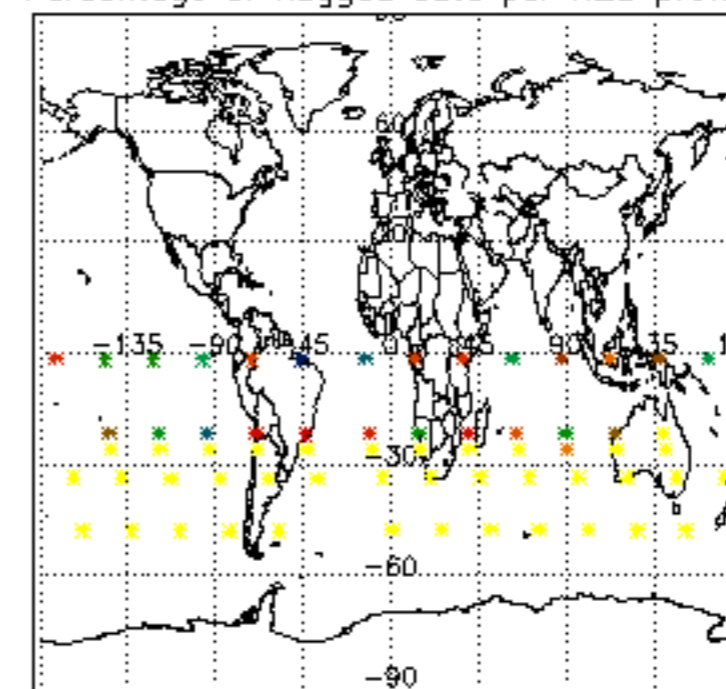




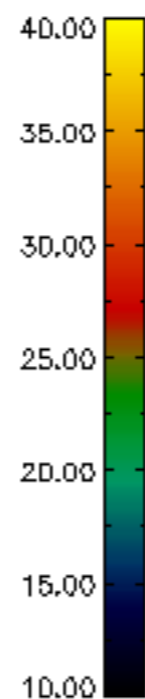
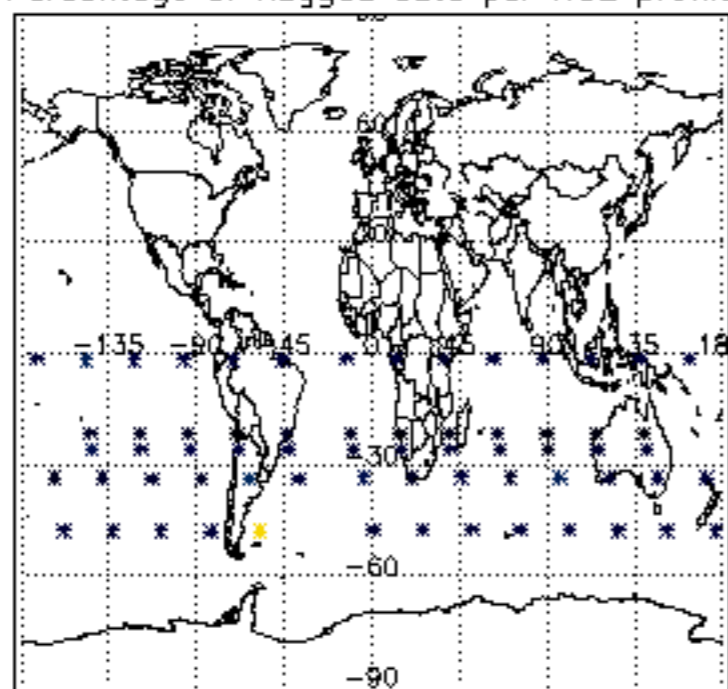
Percentage of flagged data per D3 profile



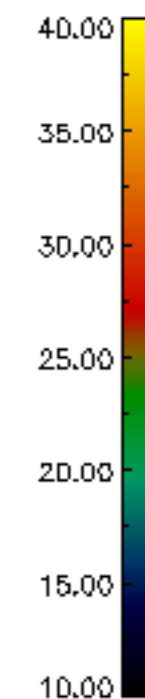
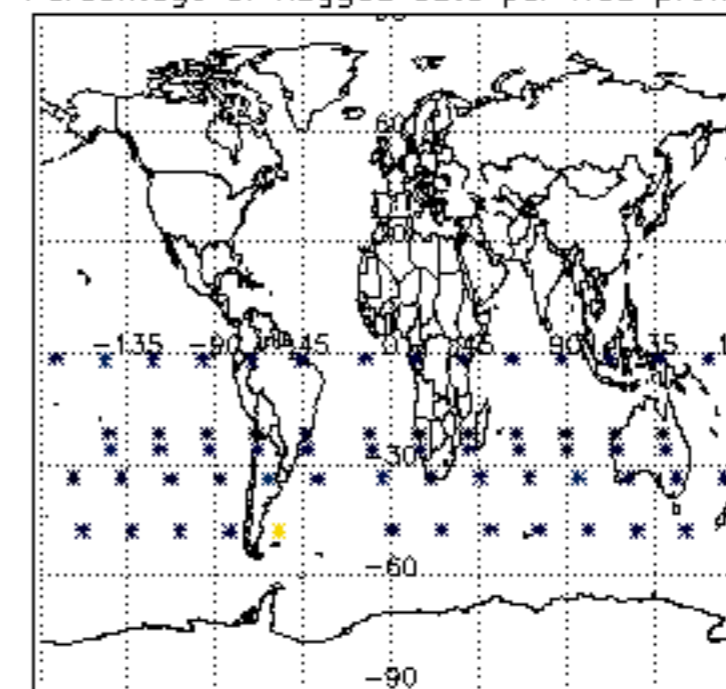
Percentage of flagged data per H2O profile

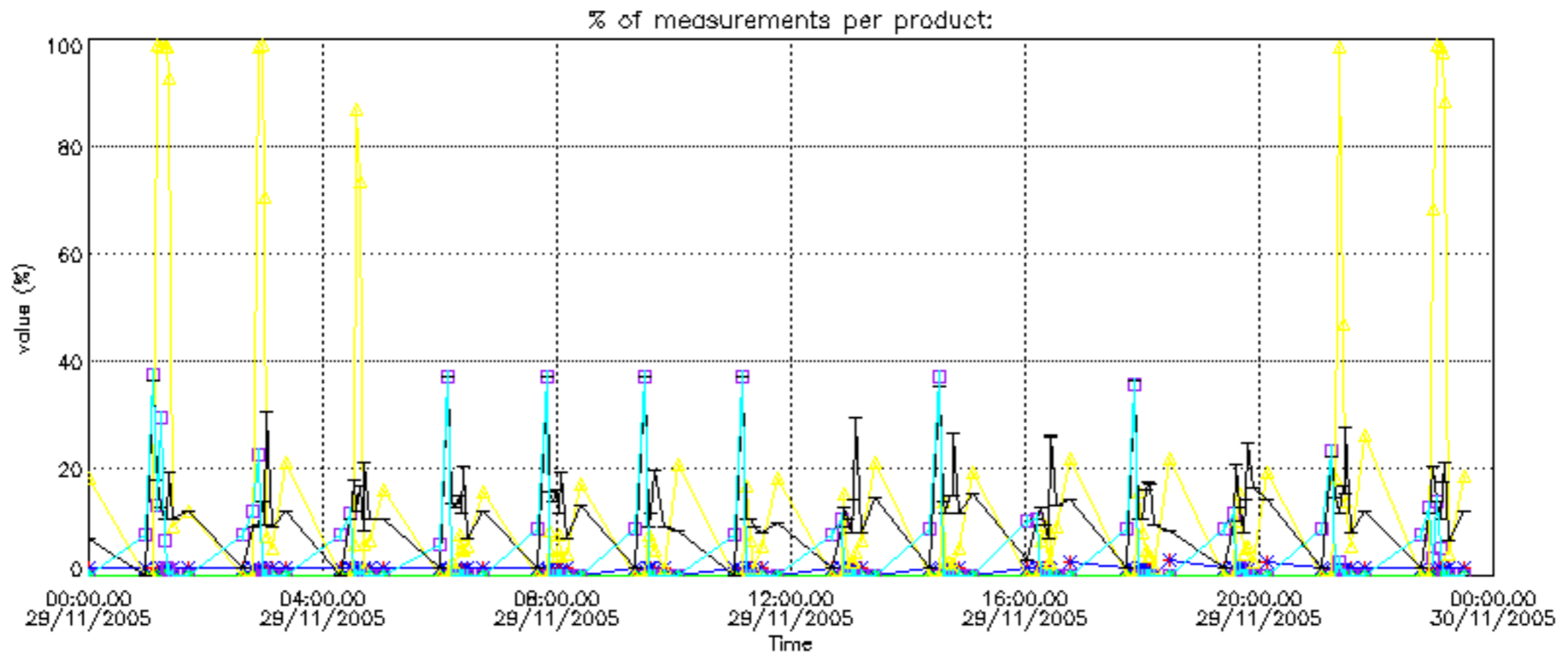


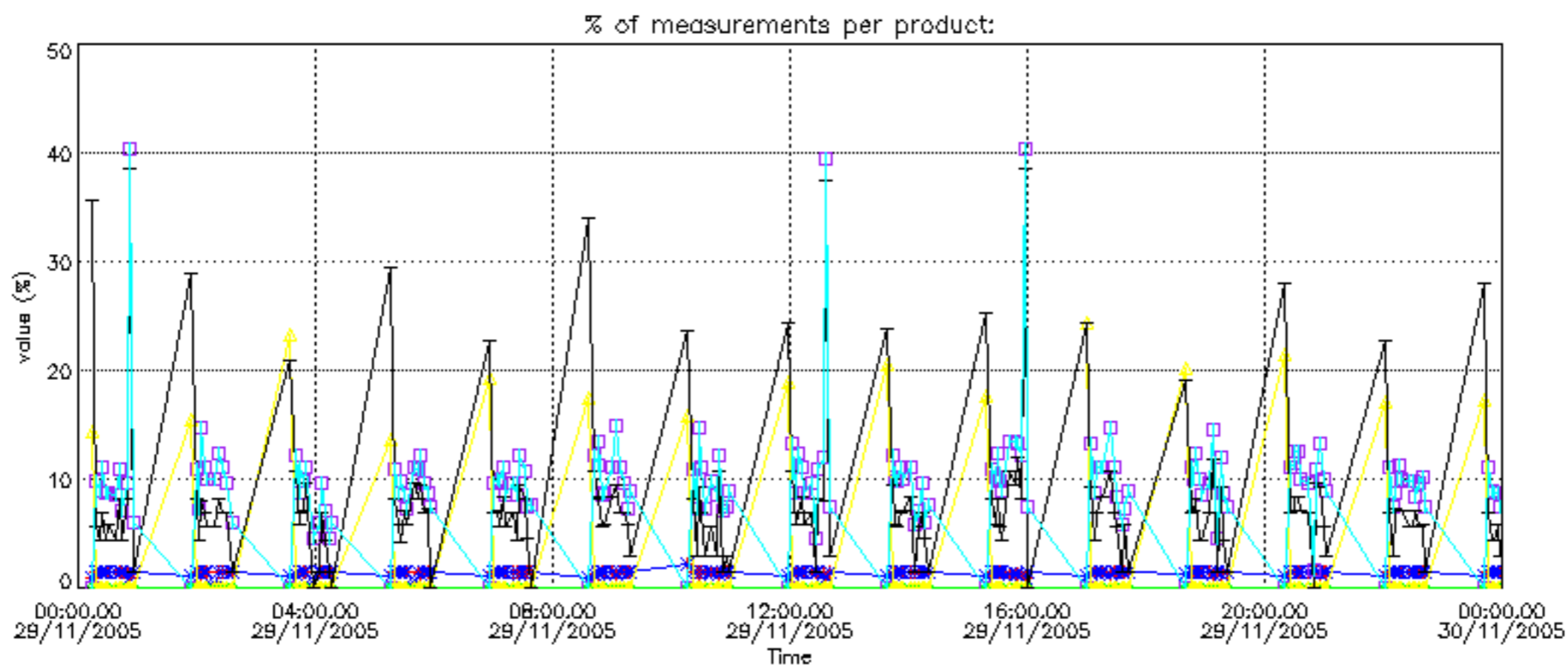
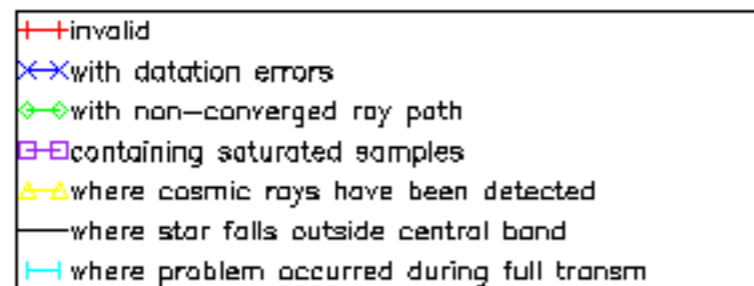
Percentage of flagged data per NO2 profile



Percentage of flagged data per NO3 profile

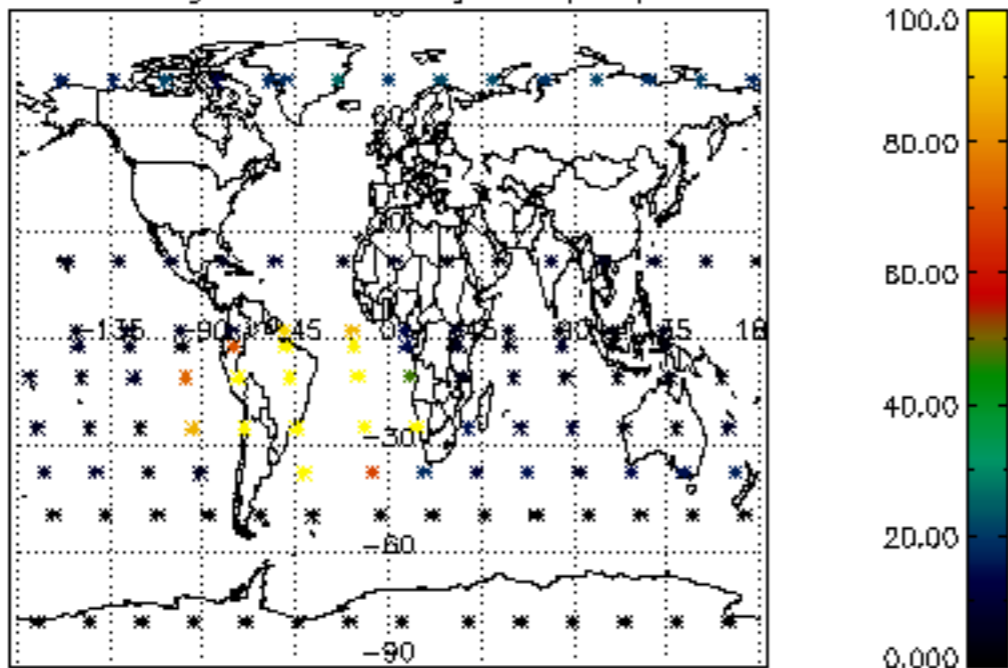




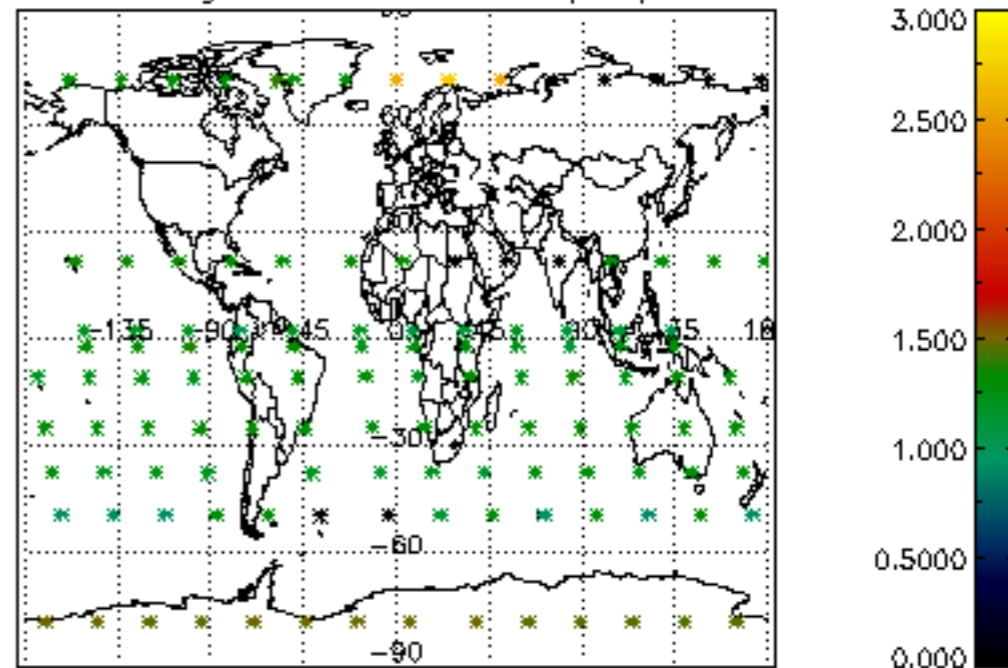




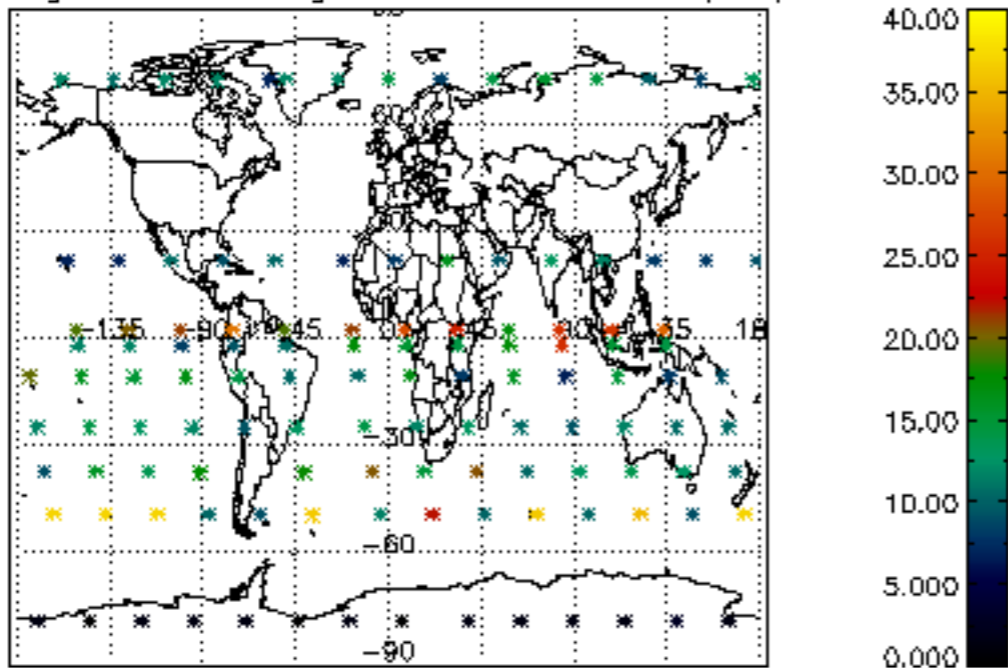
Percentage of cosmic ray hits per profile



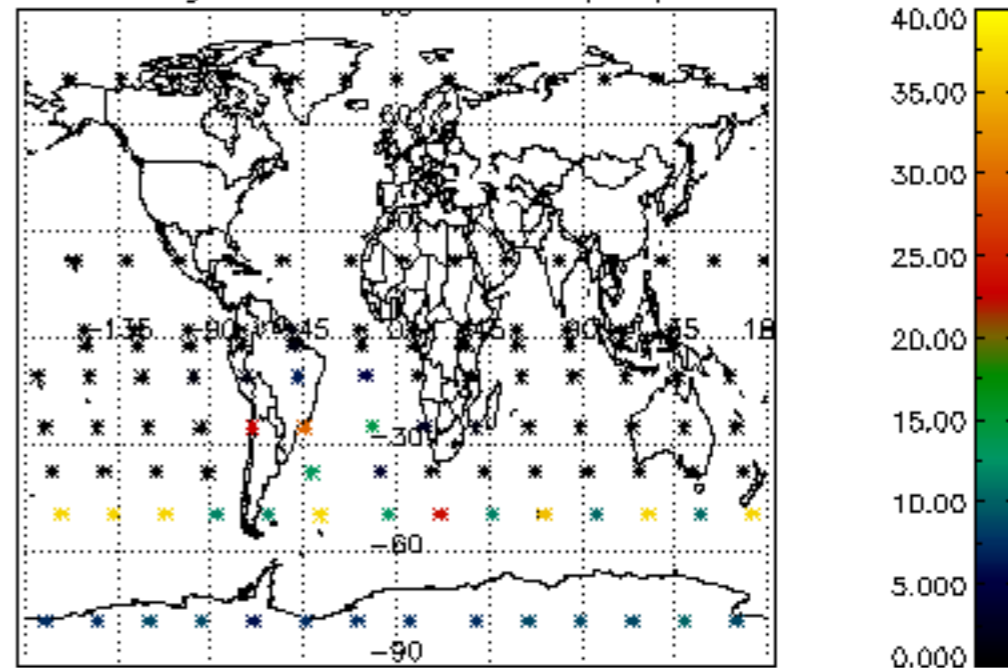
Percentage of datation errors per profile



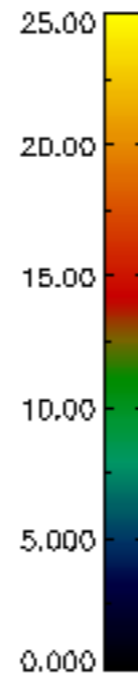
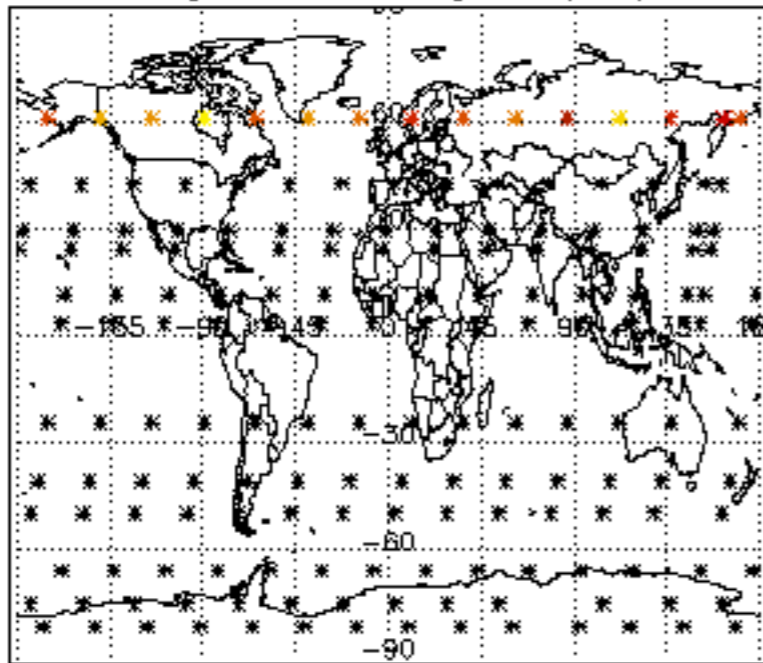
Percentage of star falling outside central band per profile



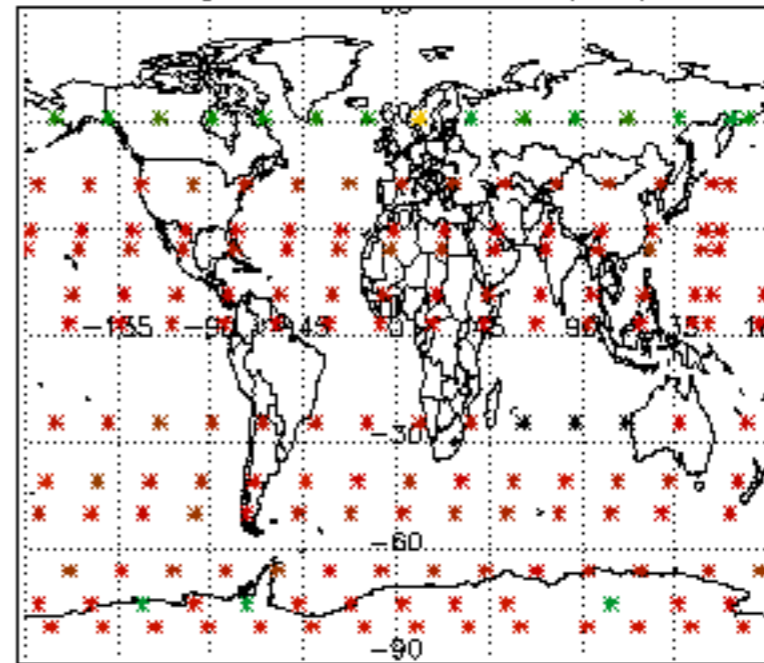
Percentage of saturation errors per profile



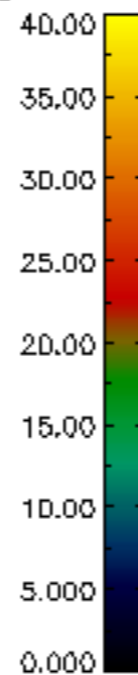
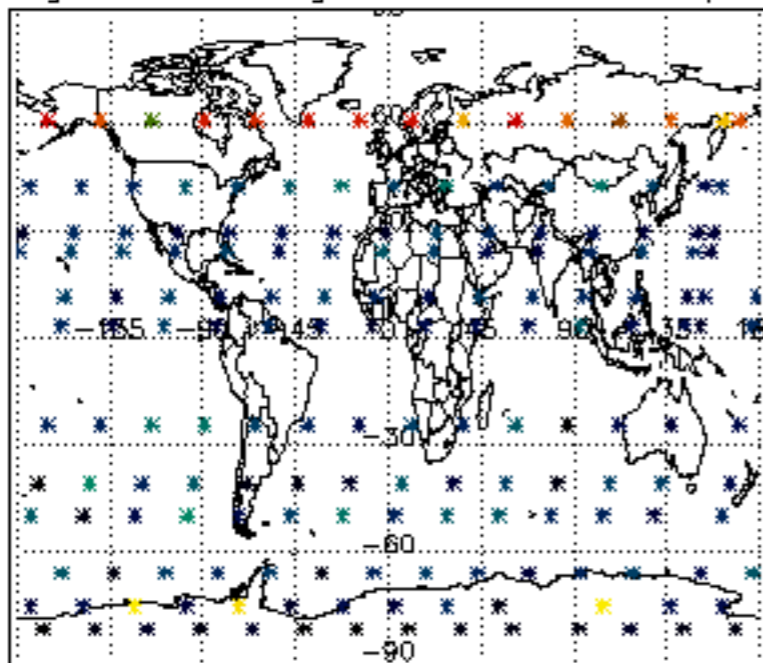
Percentage of cosmic ray hits per profile



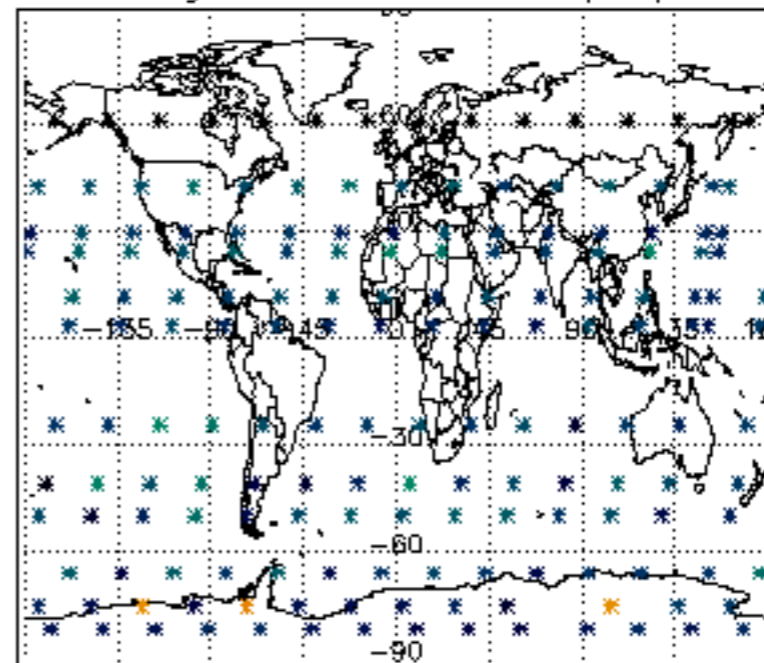
Percentage of datation errors per profile

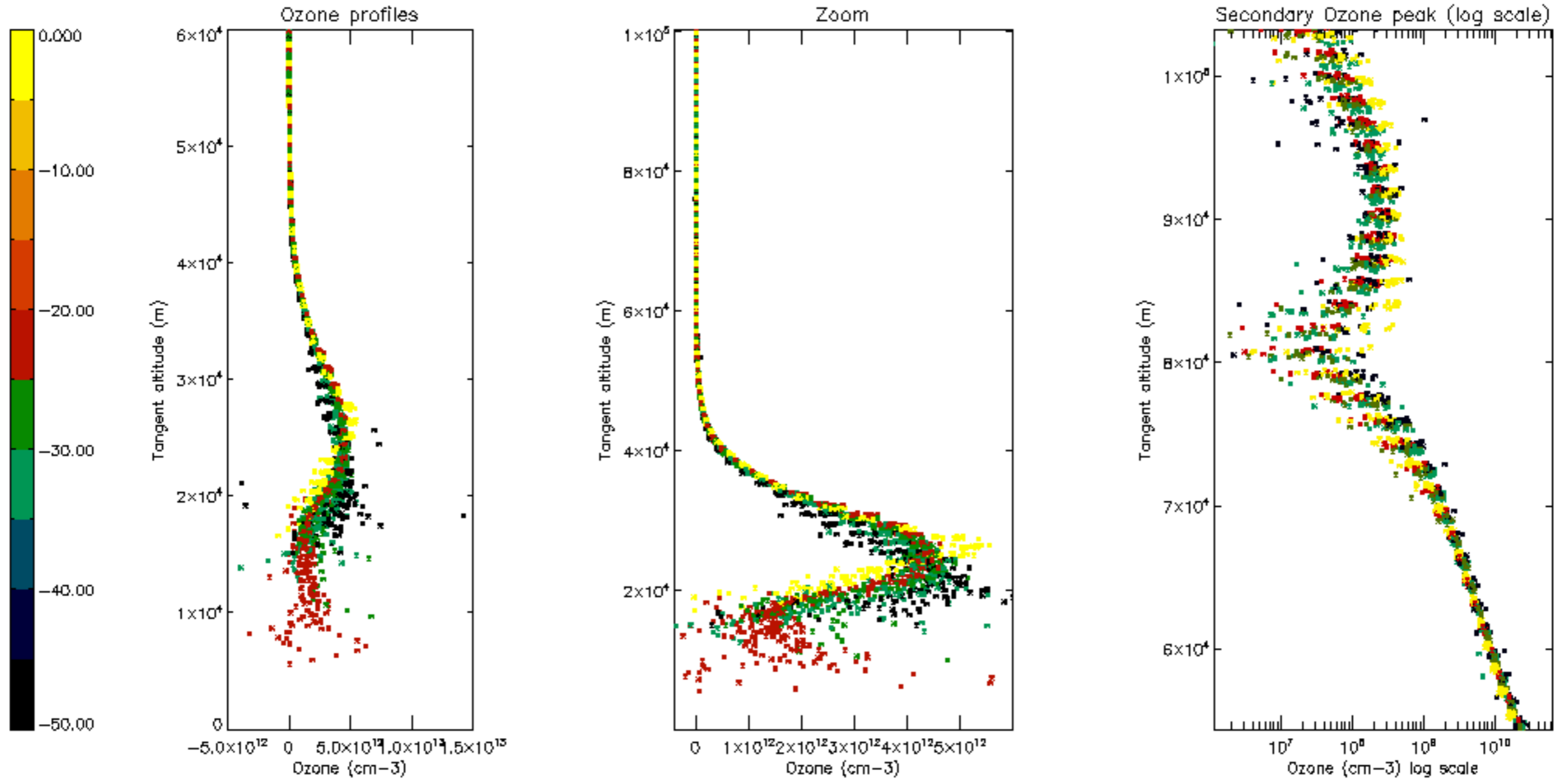


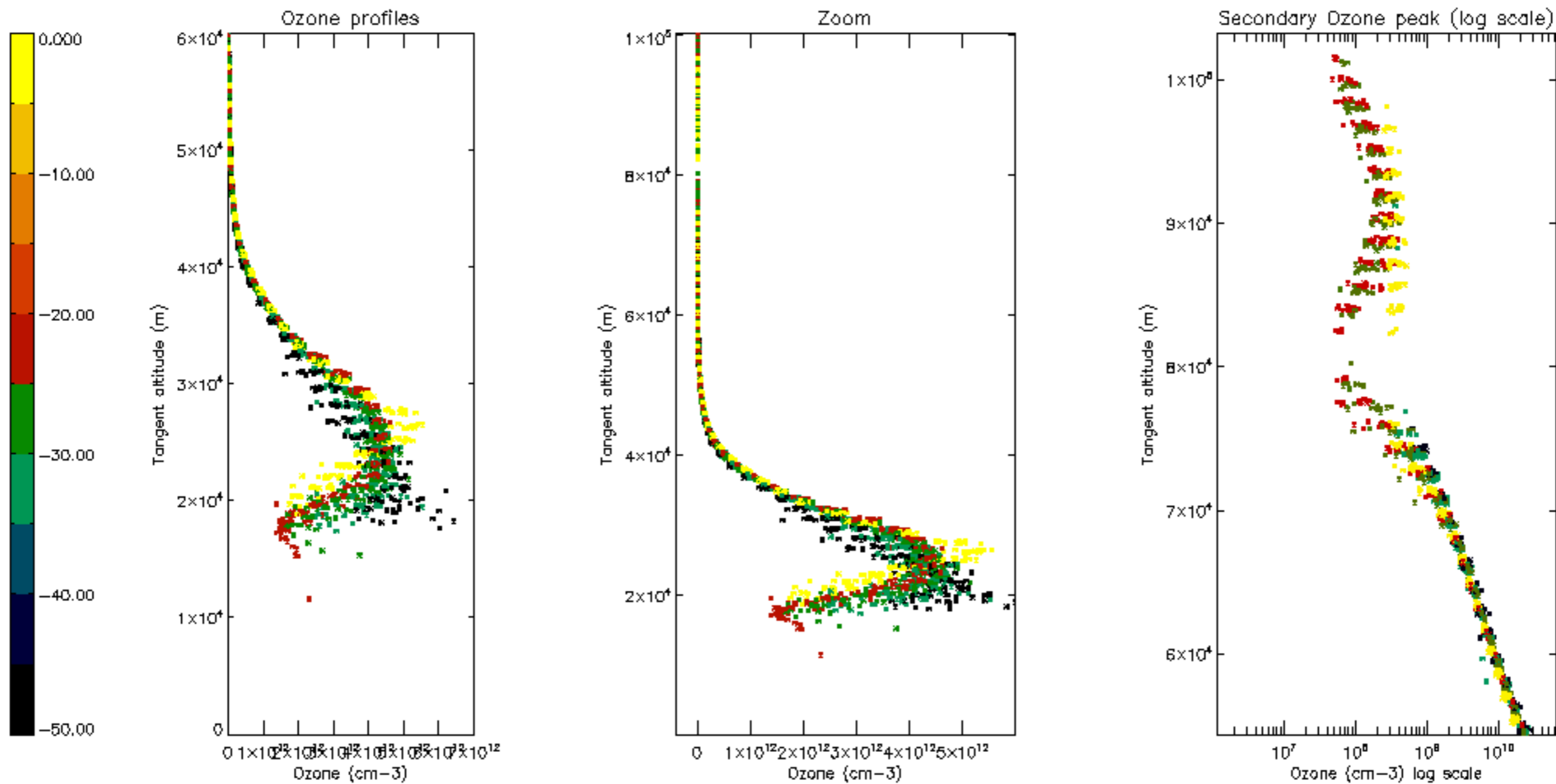
Percentage of star falling outside central band per profile



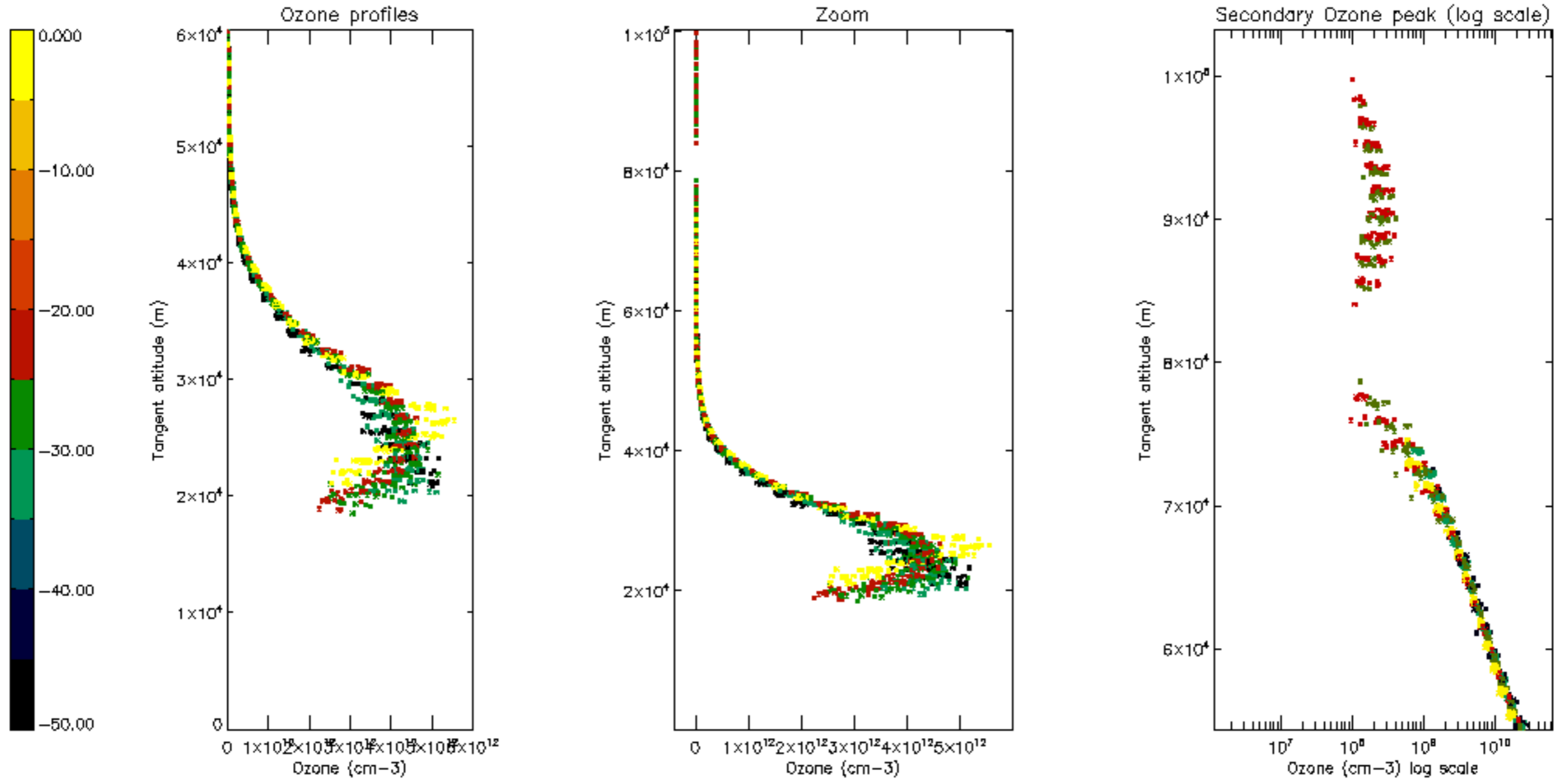
Percentage of saturation errors per profile

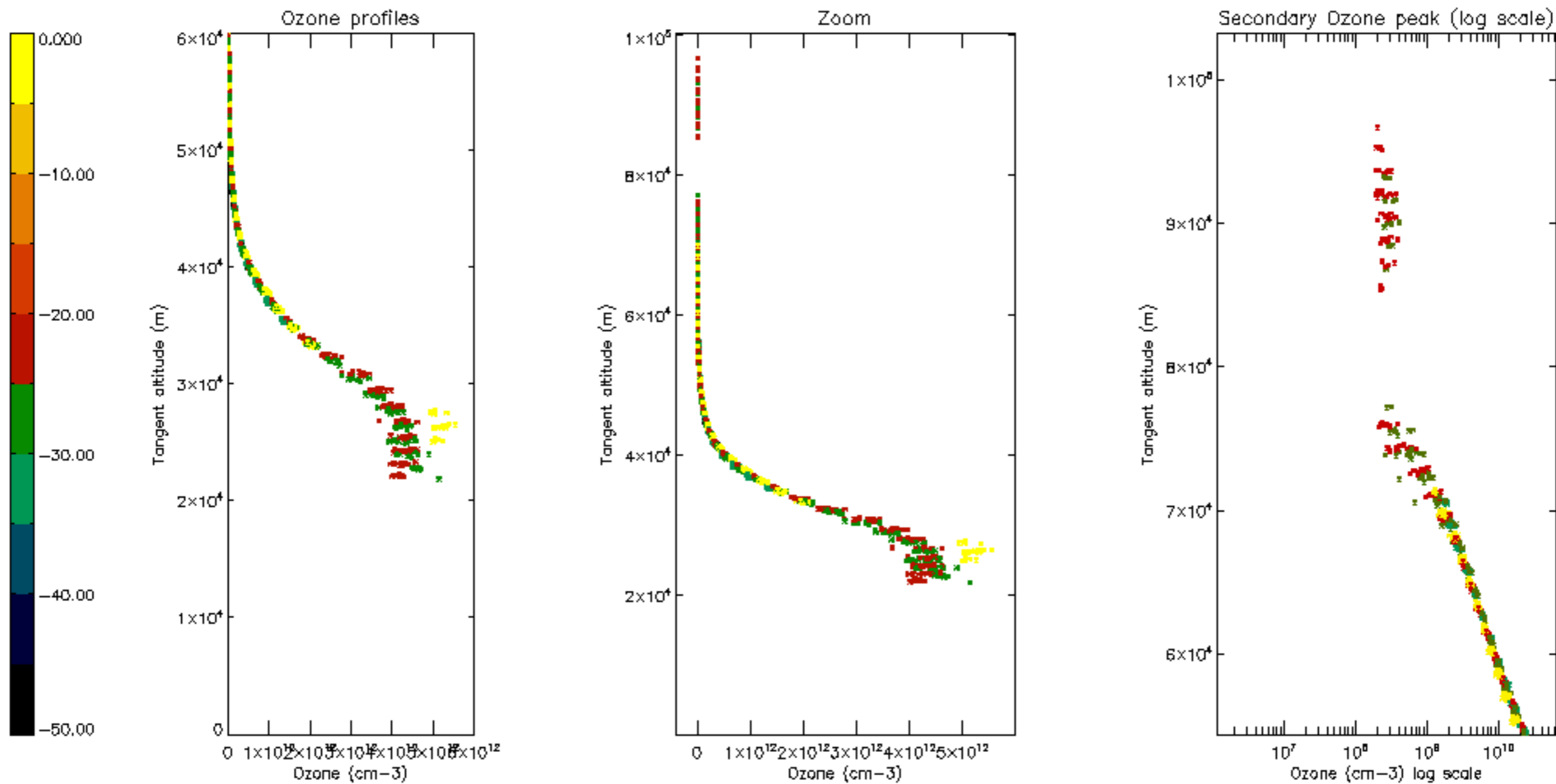


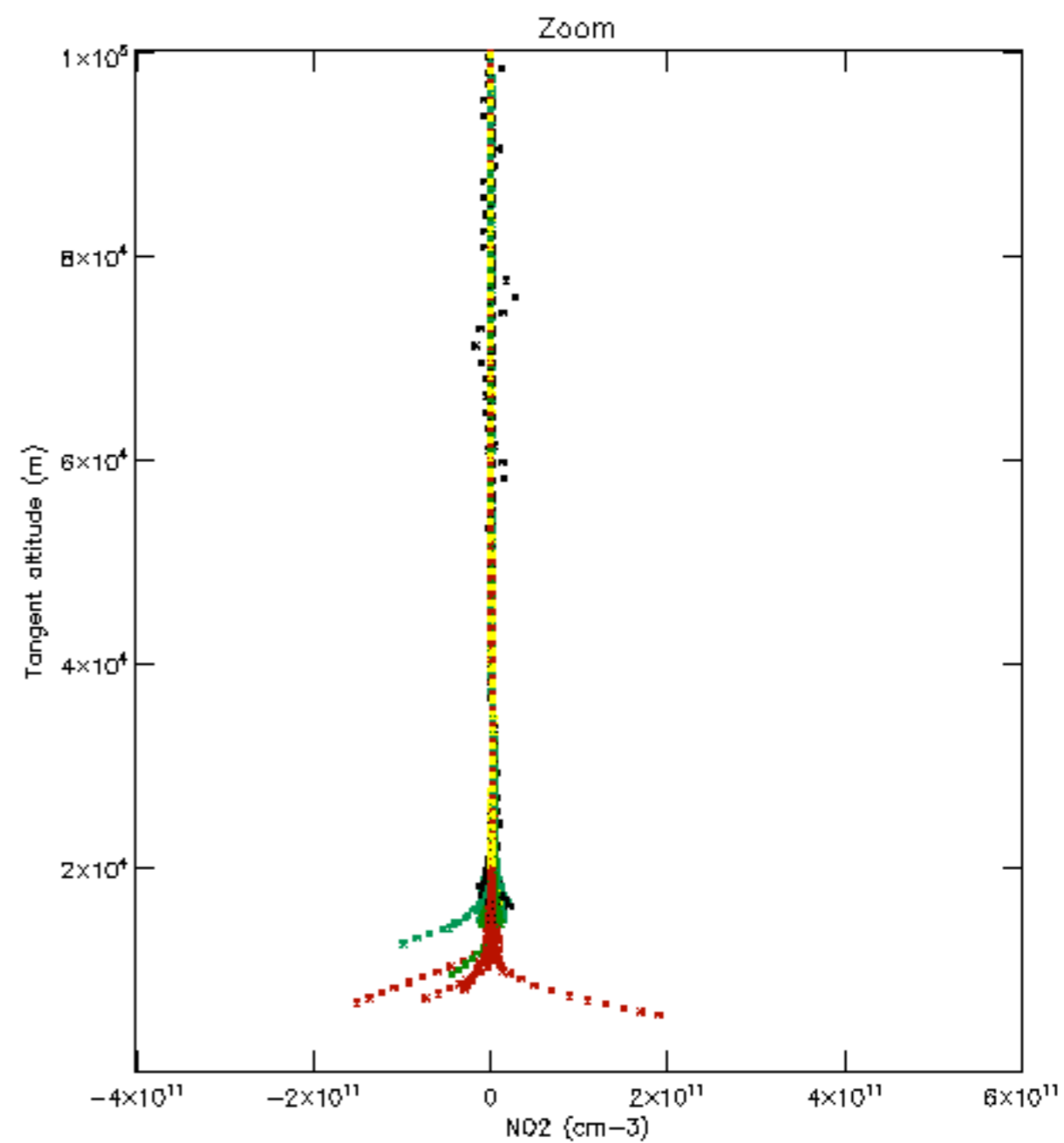
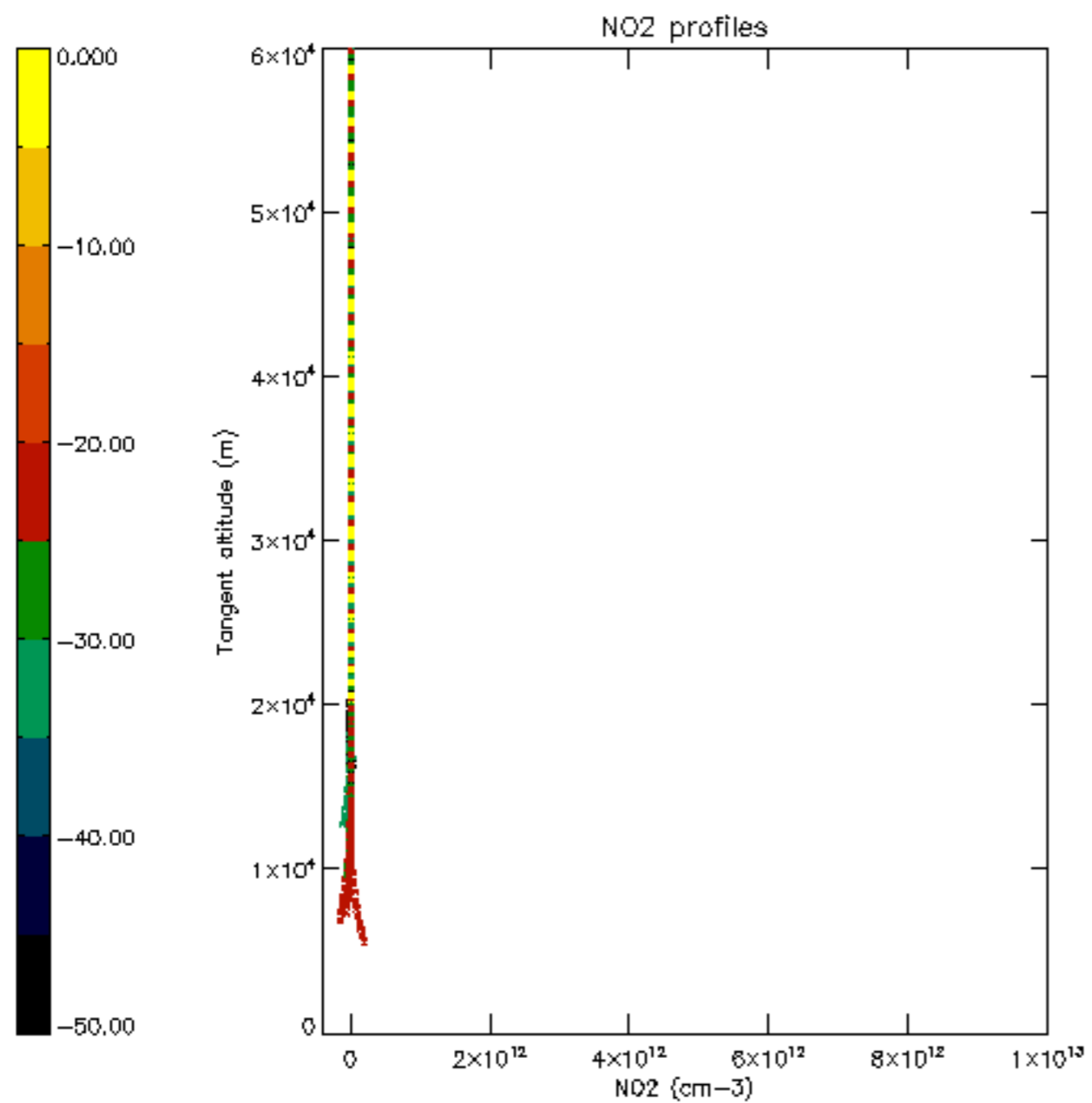


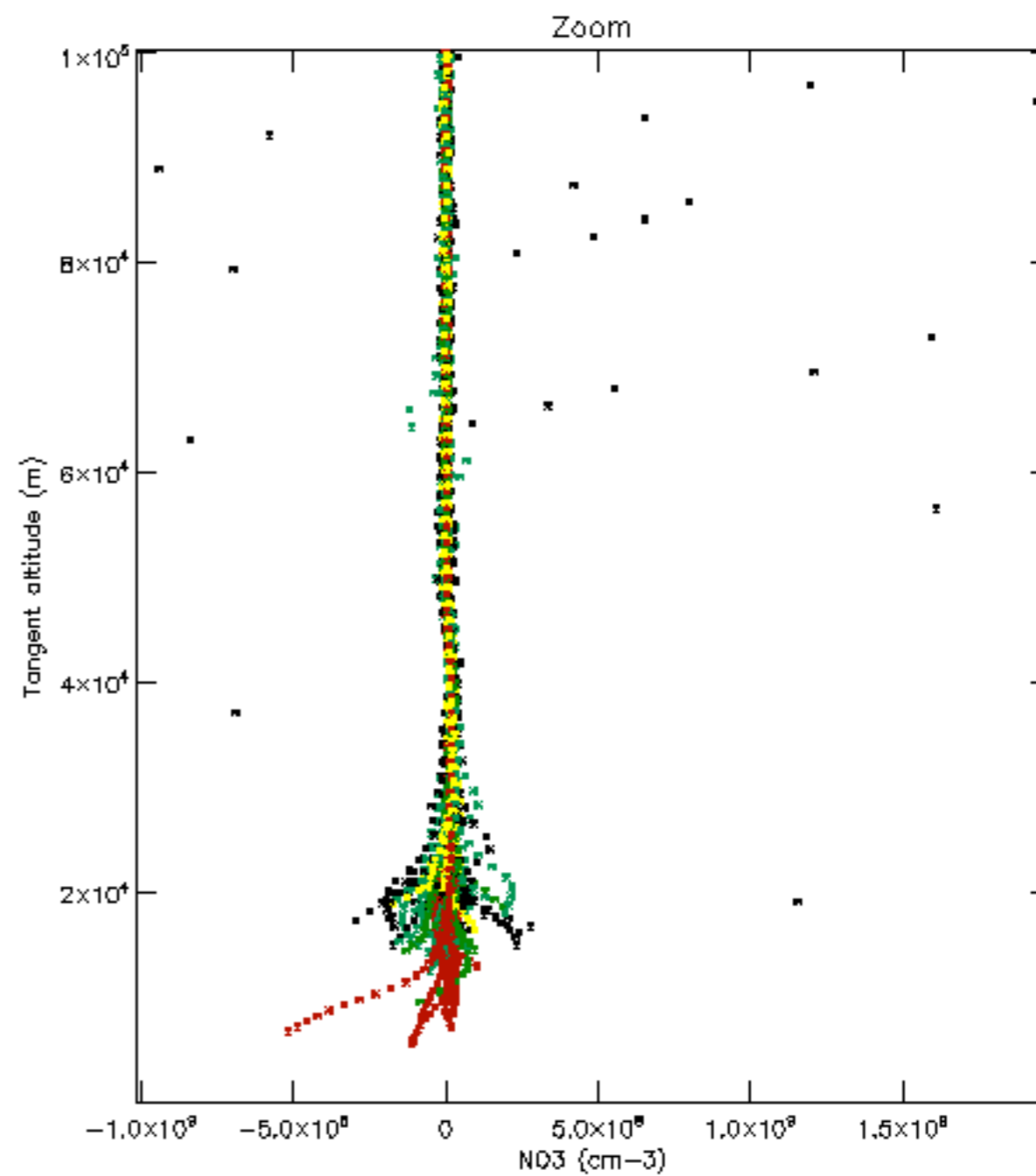
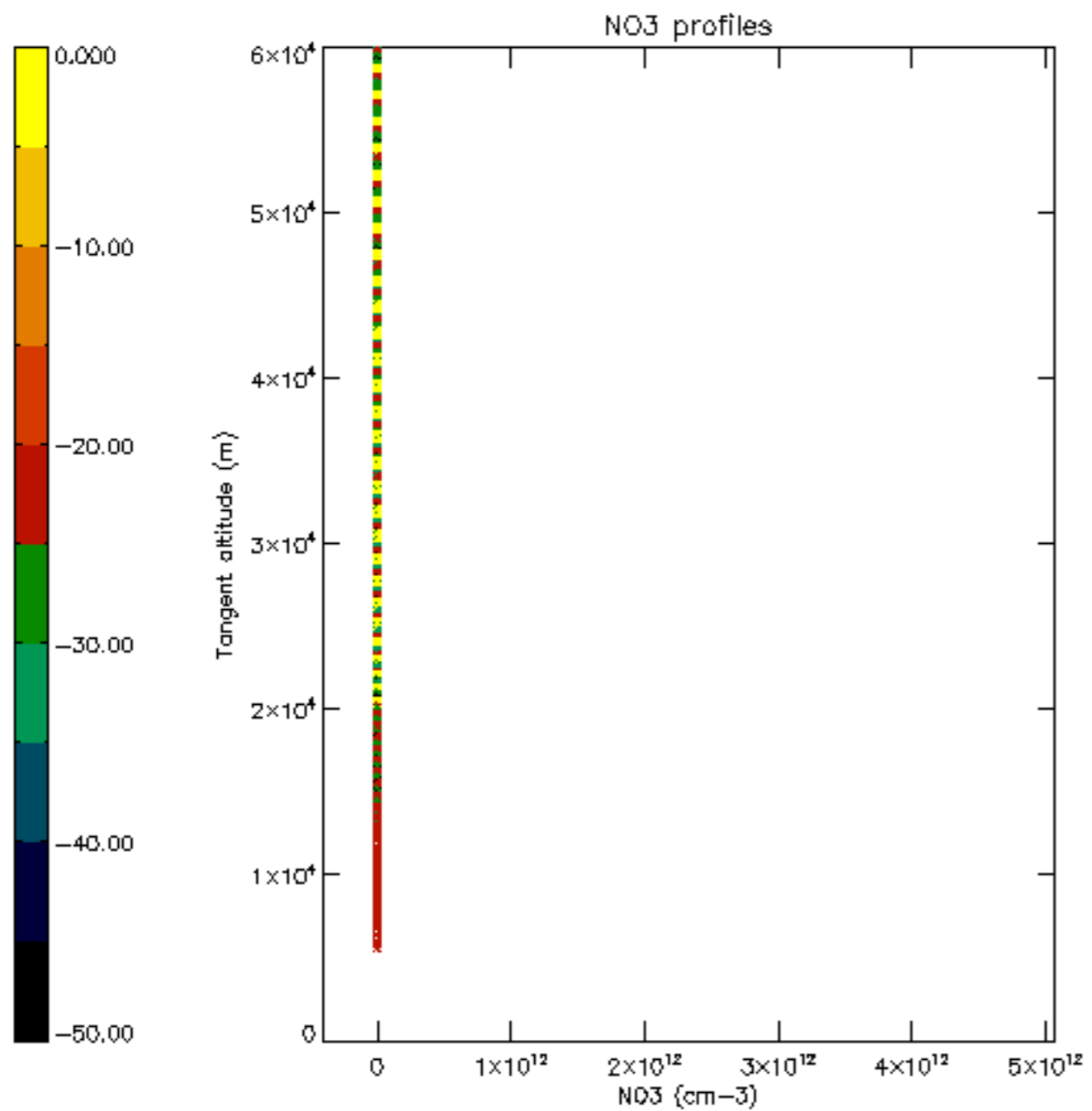




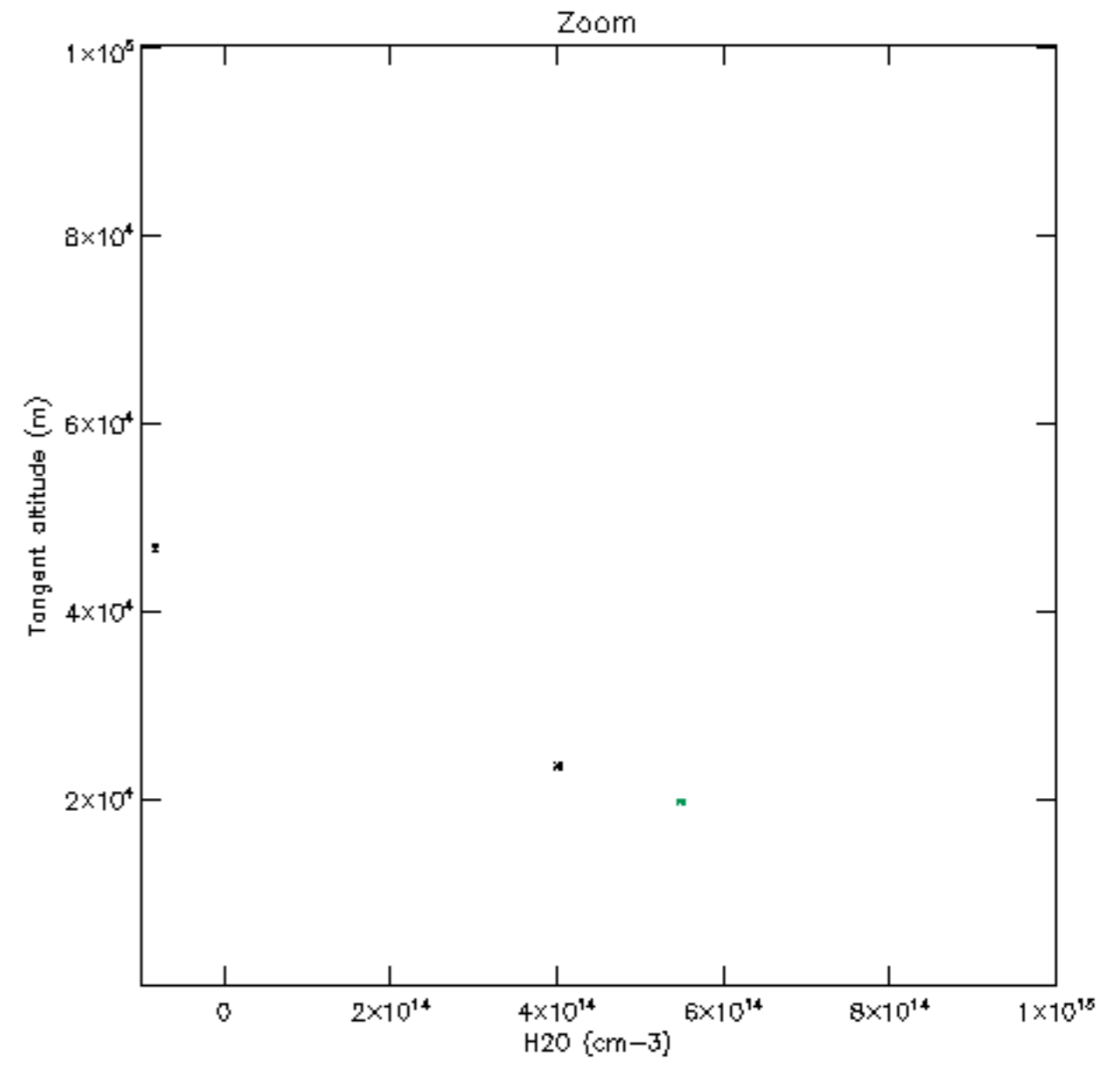
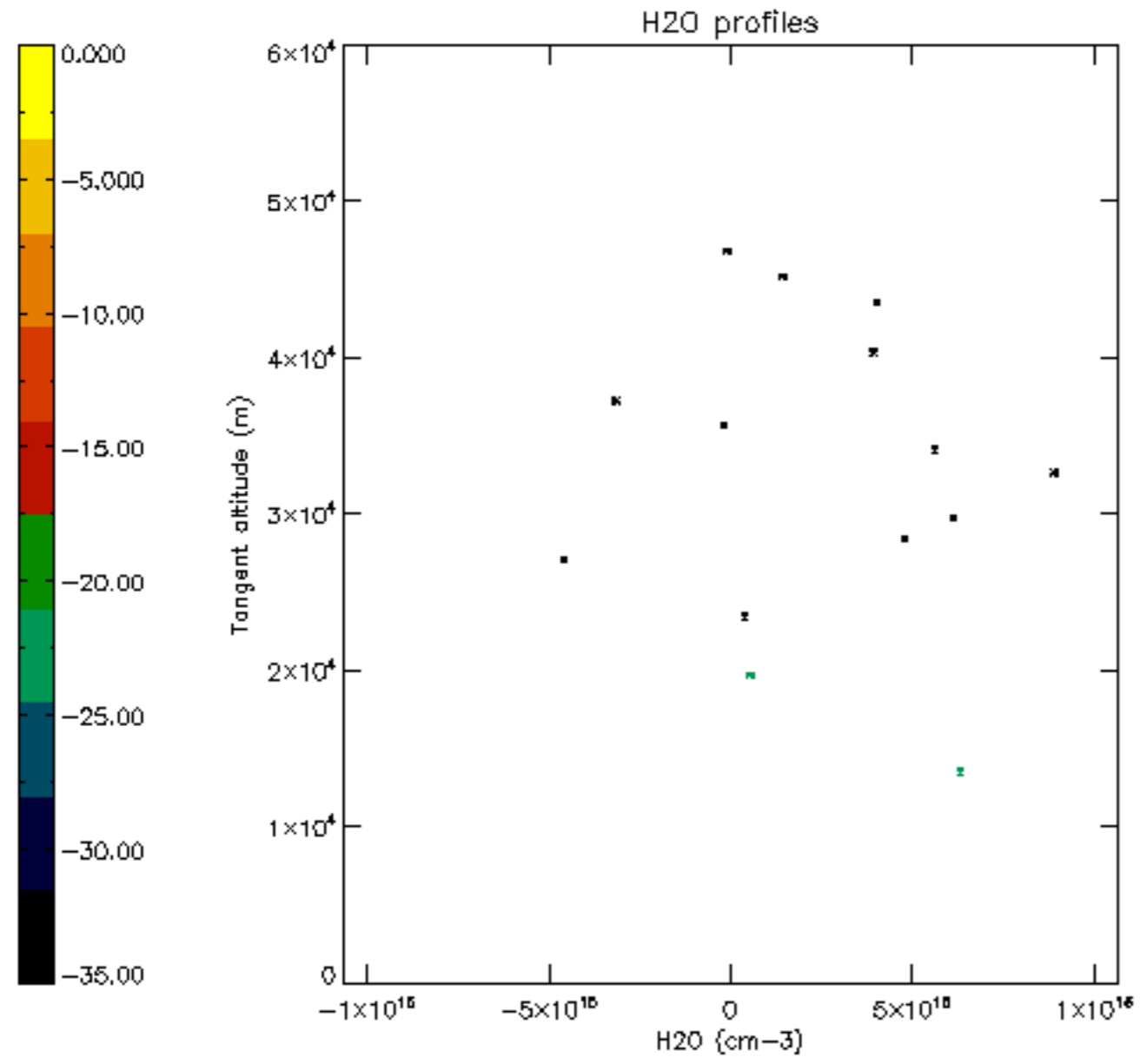


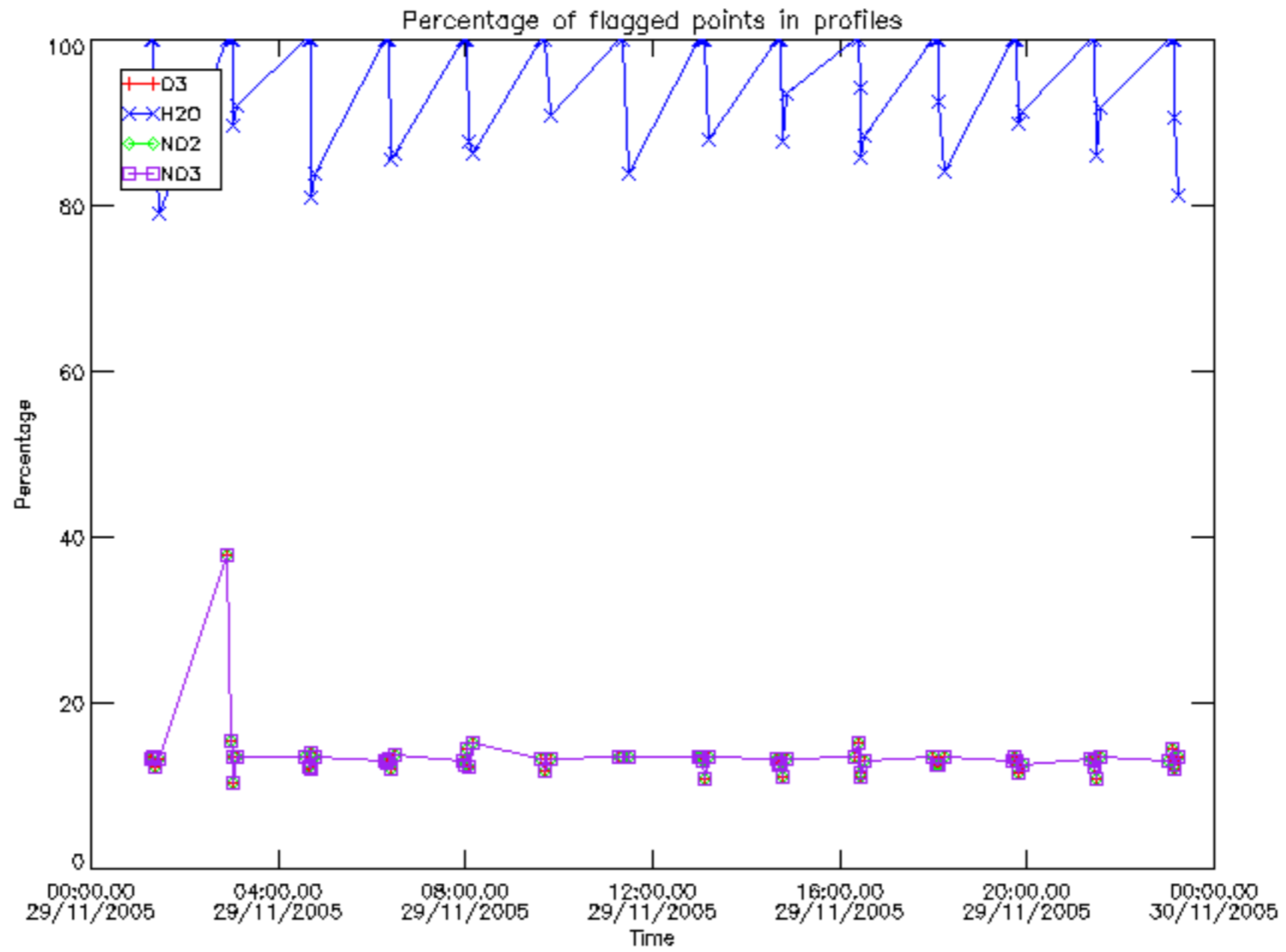




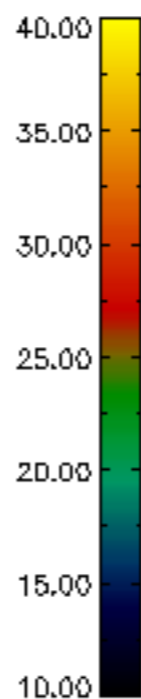
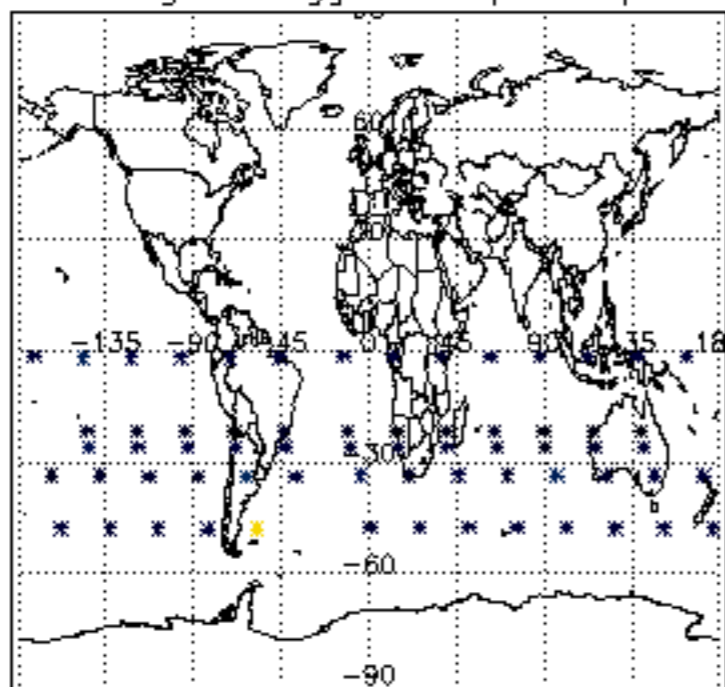




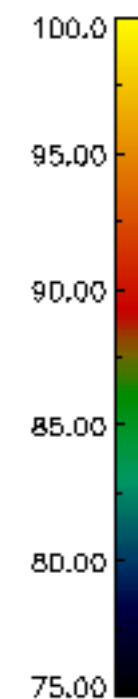
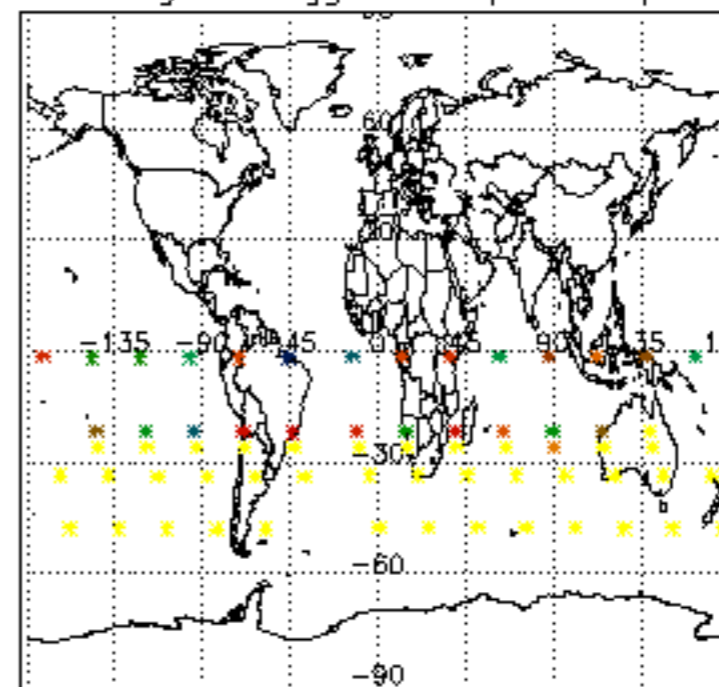




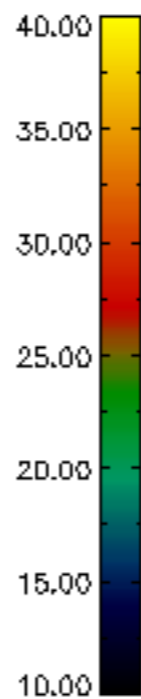
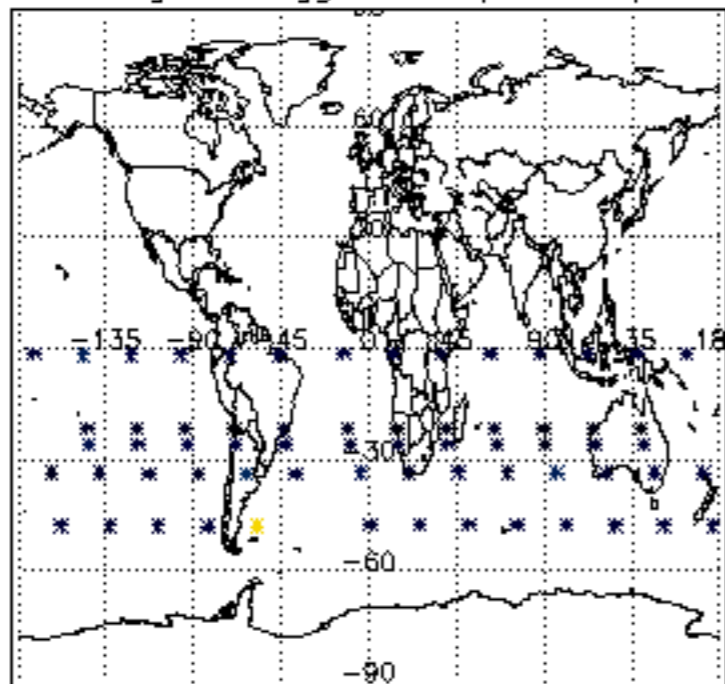
Percentage of flagged data per D3 profile



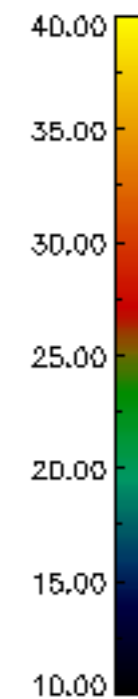
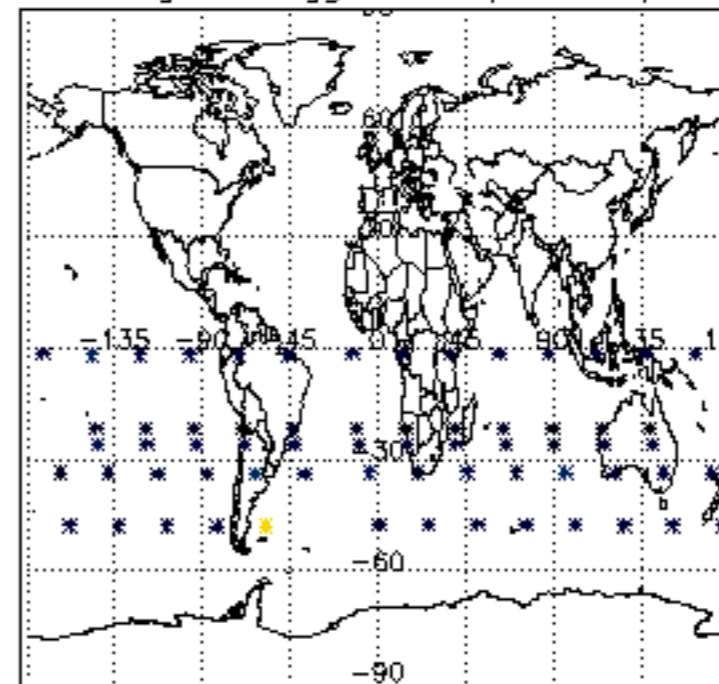
Percentage of flagged data per H2O profile

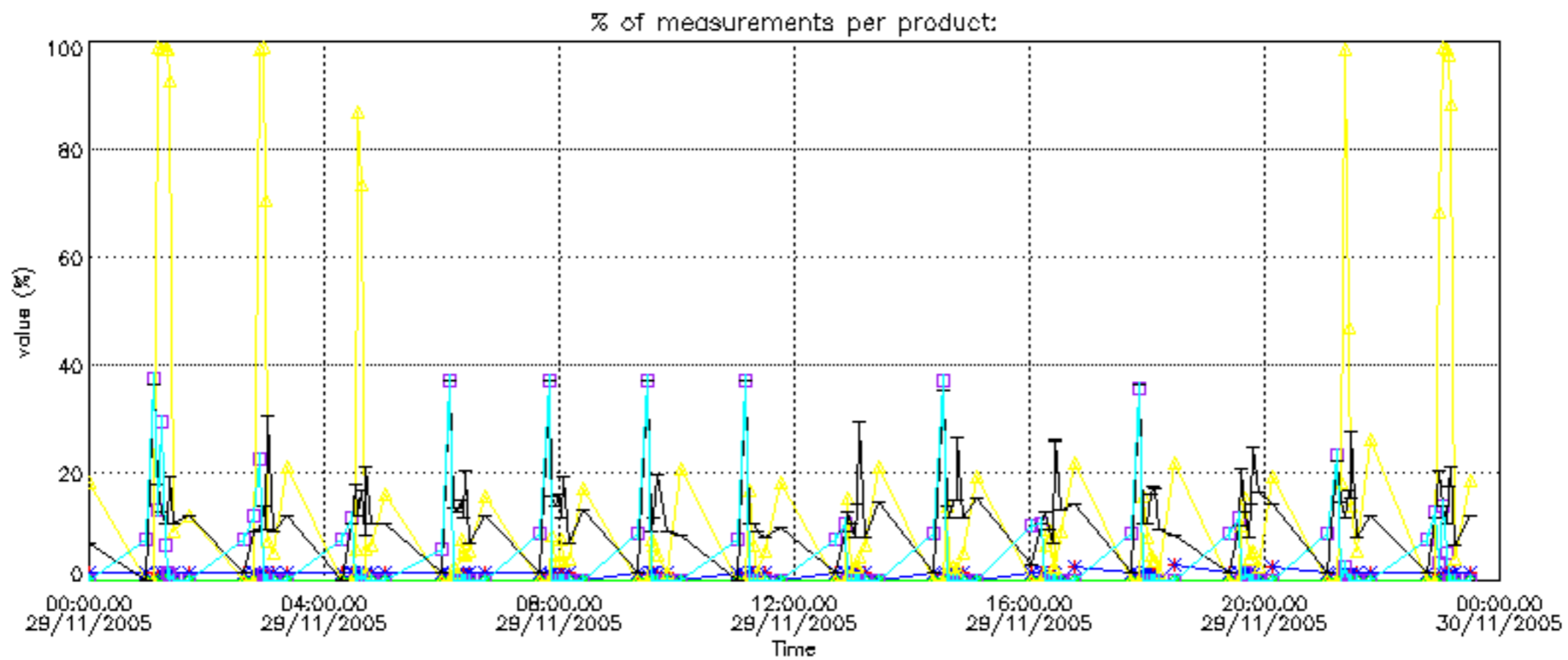


Percentage of flagged data per NO2 profile

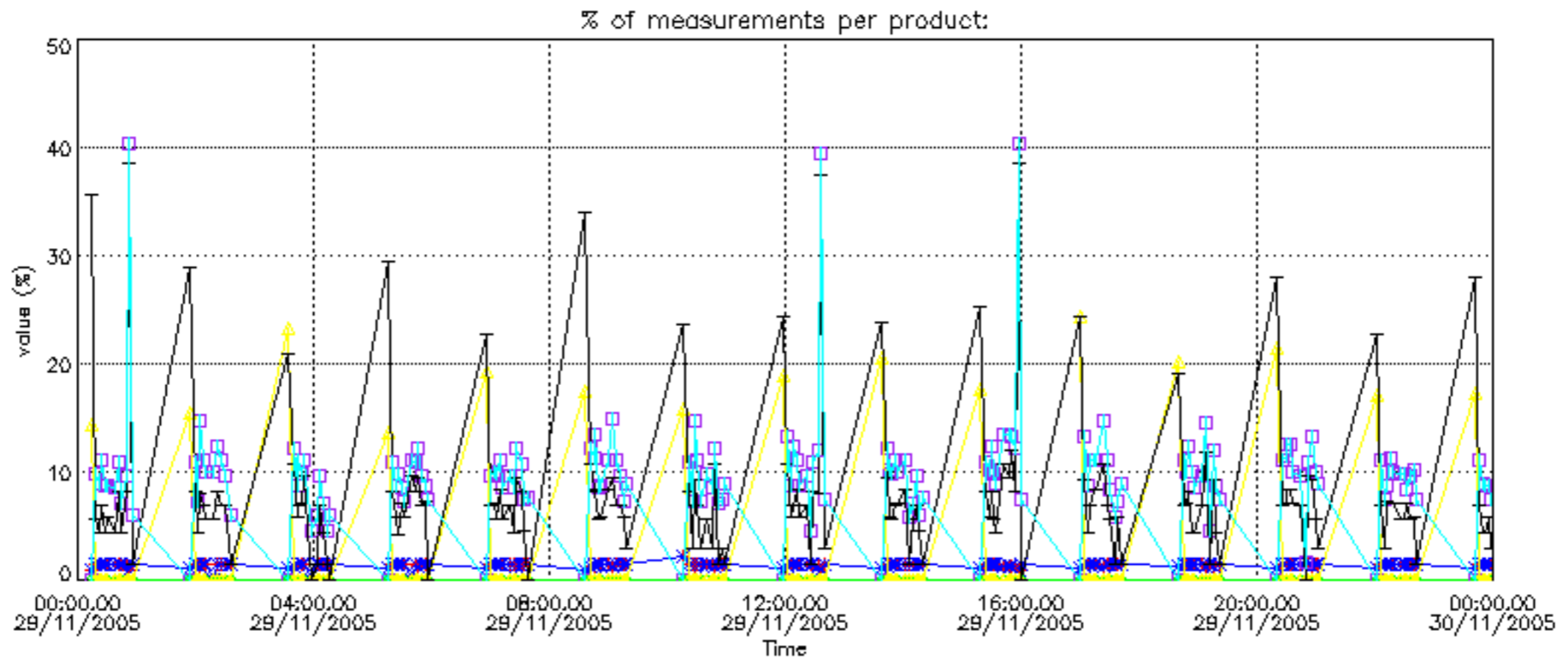


Percentage of flagged data per NO3 profile

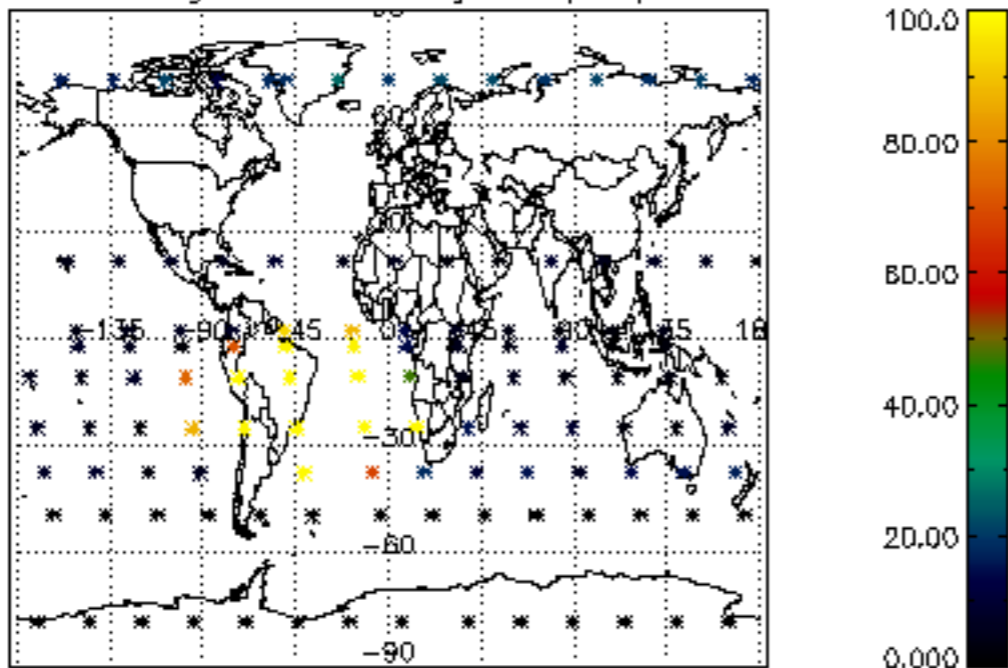




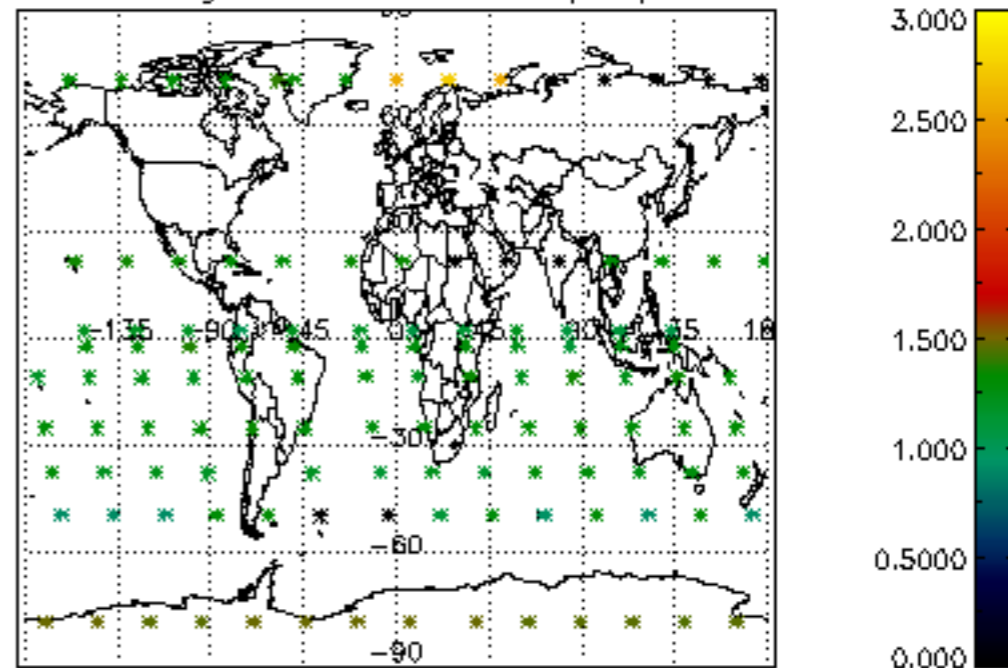




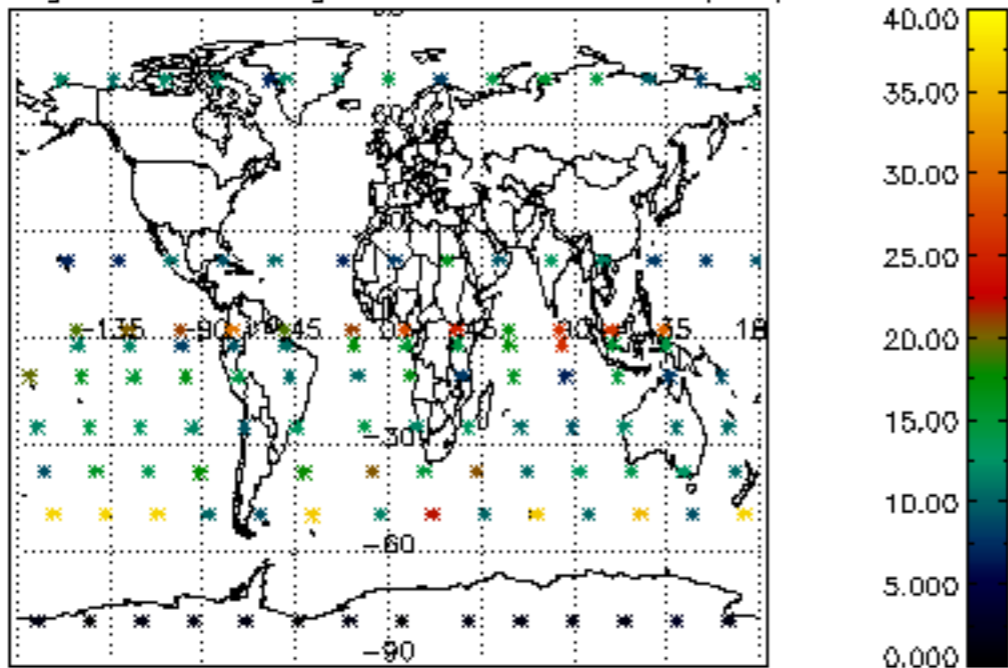
Percentage of cosmic ray hits per profile



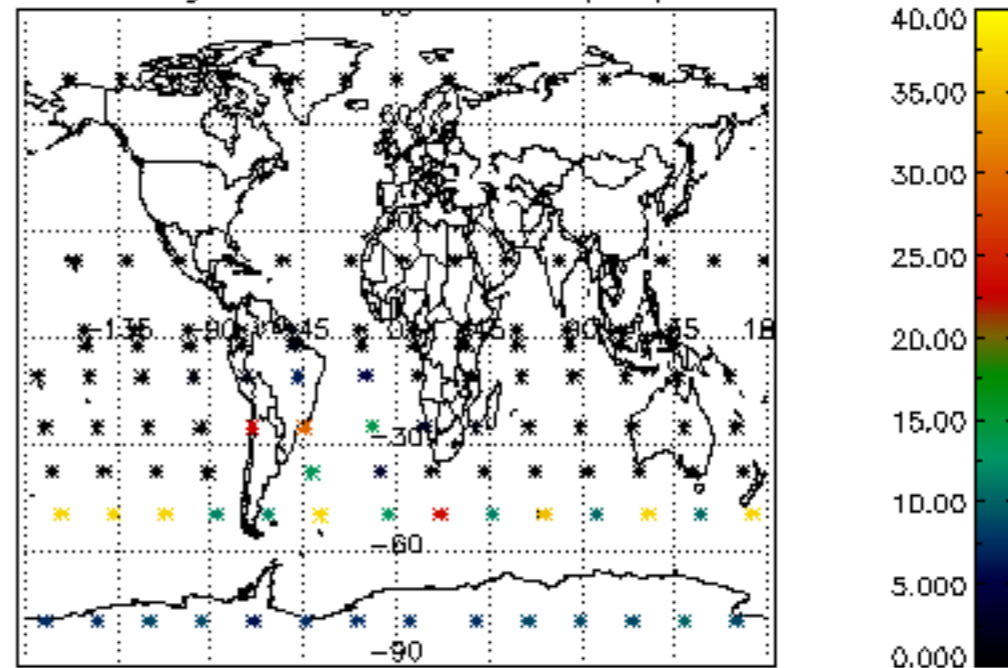
Percentage of datation errors per profile



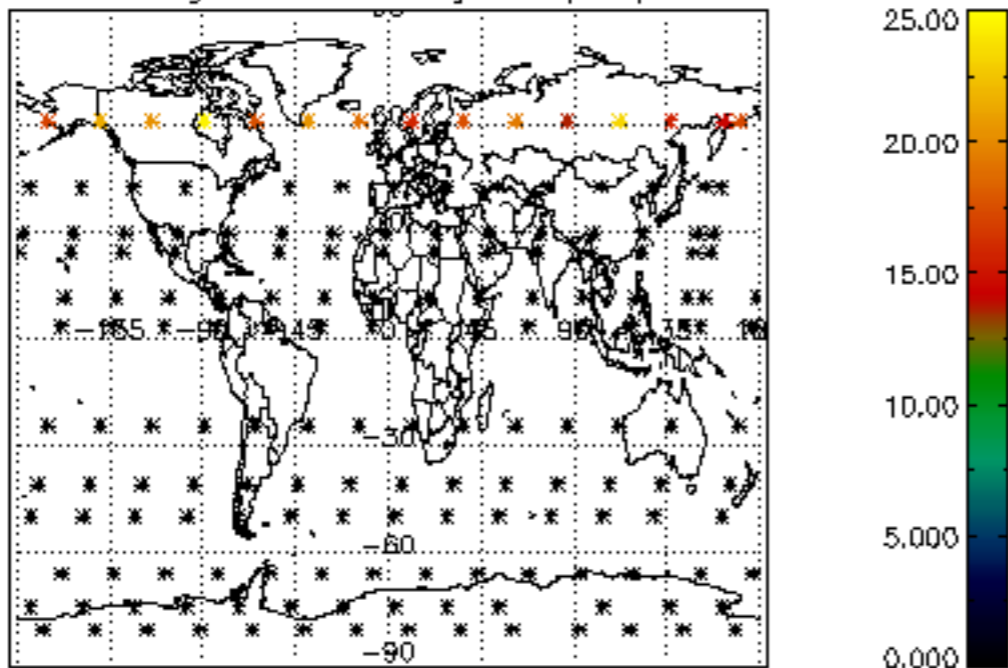
Percentage of star falling outside central band per profile



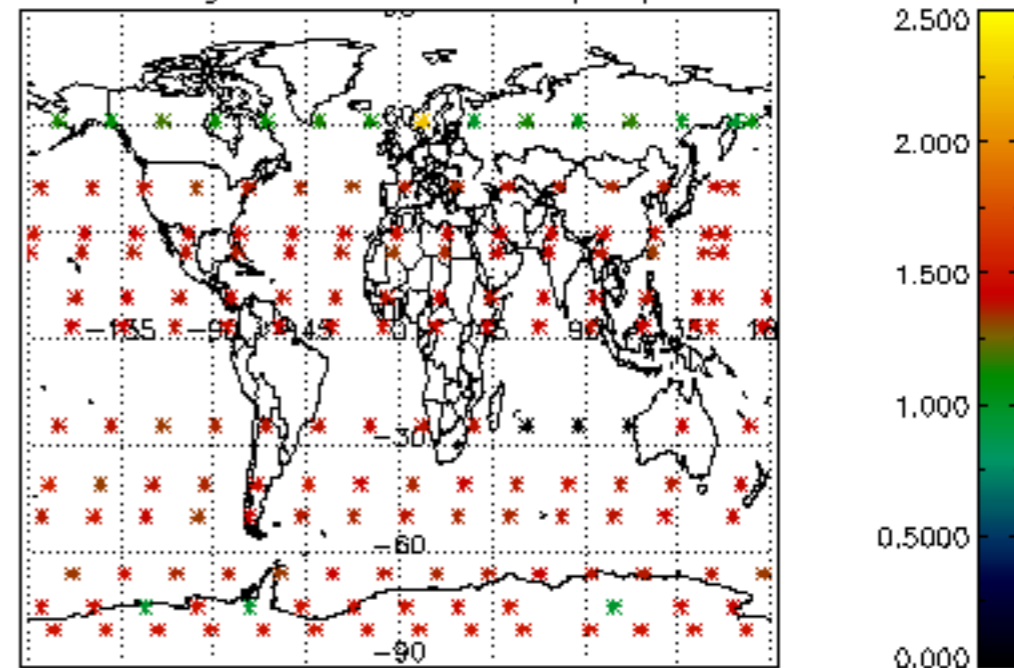
Percentage of saturation errors per profile



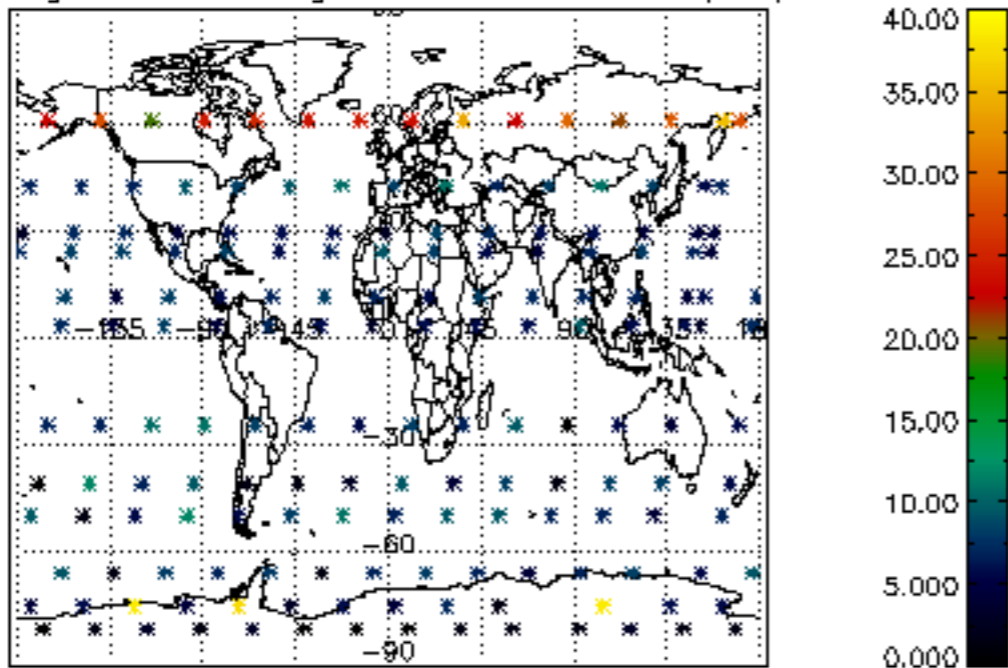
Percentage of cosmic ray hits per profile



Percentage of datation errors per profile



Percentage of star falling outside central band per profile



Percentage of saturation errors per profile

