

GOMOS Level 2 Daily Report

SUMMARY

[1. General Info](#)

[2. Summary of processed GOM_NL_2P products](#)

[3. Level 2 Quality information per product](#)

[3.1 Plot of level 2 quality information per product \(time dependant\)](#)

[3.2 Plot of level 2 quality information per product \(world map\)](#)

[4. Level 1 Quality information per product \(stored on level 2 products\)](#)

[4.1 Plot of level 1 quality information per product \(time dependant\)](#)

[4.1.1 Plot of level 1 quality information per product \(time dependant\): ASCENDING](#)

[4.1.2 Plot of level 1 quality information per product \(time dependant\): DESCENDING](#)

[4.2 Plot of level 1 quality information per product \(world map\)](#)

[4.2.1 Plot of level 1 quality information per product \(world map\): ASCENDING](#)

[4.2.2 Plot of level 1 quality information per product \(world map\): DESCENDING](#)

[5. Ozone profiles based on quality statistics and other trace gas profiles](#)

[5.1 Ozone statistics based on quality of products](#)

[5.2 Plot ozone profiles for all STD \(dark without errors\)](#)

[5.3 Plot ozone profiles where STD < 20% \(dark without errors\)](#)

[5.4. Plot ozone profiles where STD < 10% \(dark without errors\)](#)

[5.5. Plot ozone profiles where STD < 5% \(dark without errors\)](#)

[5.6 Plot NO2 profiles for all STD \(dark without errors\)](#)

[5.7 Plot NO3 profiles for all STD \(dark without errors\)](#)

[5.8 Plot H2O profiles \(only for occultations of stars 1,2,3,4,13,14,16,26,63 dark without errors\) for all STD](#)

[6. Auxiliary Data Files used for the production reported in section 2](#)

This report presents the daily analysis on parameters extracted from GOMOS level 2 data (GOM_NL__2P). It is intended to monitor some important parameters that will impact the quality of these products. A list of level 2 products (and content) that have arrived during the reporting day to the PCF is also given.

Item	Value
Time of report generation	18APR2013 12:48:24
Data source version	GOMOS/6.01
Start time of products	28-11-2005 (28NOV2005 00:00:00)
Stop time of products	29-11-2005 (29NOV2005 00:00:00)
Store outputs in DB	Yes
Nb of level 2 prods	153
Nb of prods with errors	0

2. Summary of processed GOM_NL__2P products.

Nr	Filename	UTC Start time	Limb	Duration	Star Id	Star Name	Star Mag	Star Temp	Nb Meas	Orbit	Prod. error
1	GOM_NL__2PRFIN20051128_115750_000000362042_00496_19588_8860.N1	28-NOV-2005 11:57:50	Dark	35.500	112	Alp Mus	2.6880	26000.	71	19588	No
2	GOM_NL__2PRFIN20051128_115911_000000382042_00496_19588_8861.N1	28-NOV-2005 11:59:11	Dark	37.500	124	The Car	2.7640	30000.	75	19588	No
3	GOM_NL__2PRFIN20051128_120200_000000392042_00496_19588_8862.N1	28-NOV-2005 12:02:00	Dark	39.000	29	Bet Car	1.6720	10200.	78	19588	No
4	GOM_NL__2PRFIN20051128_121640_000000372042_00496_19588_8863.N1	28-NOV-2005 12:16:40	Straylight	36.500	157	The1Eri	2.9060	9300.0	73	19588	No
5	GOM_NL__2PRFIN20051128_122900_000000442042_00496_19588_8864.N1	28-NOV-2005 12:29:00	Twilight	43.500	94	92Alp Cet	2.5260	3100.0	87	19588	No
6	GOM_NL__2PRFIN20051128_123416_000000362042_00496_19588_8865.N1	28-NOV-2005 12:34:16	Bright	36.000	105	6Bet Ari	2.6450	8900.0	72	19588	No
7	GOM_NL__2PRFIN20051128_123757_000000342042_00496_19588_8866.N1	28-NOV-2005 12:37:57	Bright	33.500	173	4Bet Tri	3.0040	8900.0	67	19588	No
8	GOM_NL__2PRFIN20051128_123930_000000372042_00496_19588_8867.N1	28-NOV-2005 12:39:30	Bright	37.000	79	26Bet Per	2.3100	13100.	74	19588	No
9	GOM_NL__2PRFIN20051128_124303_000000342042_00496_19588_8868.N1	28-NOV-2005 12:43:03	Bright	34.000	160	23Gam Per	2.9300	4700.0	68	19588	No
10	GOM_NL__2PRFIN20051128_124459_000000372042_00496_19588_8869.N1	28-NOV-2005 12:44:59	Bright	37.000	68	18Alp Cas	2.2250	4500.0	74	19588	No
11	GOM_NL__2PRFIN20051128_125304_000000362042_00496_19588_8870.N1	28-NOV-2005 12:53:04	Bright	36.000	49	1Alp UMi	1.9900	6300.0	72	19588	No
12	GOM_NL__2PRFIN20051128_125742_000000322042_00496_19588_8871.N1	28-NOV-2005 12:57:42	Bright	32.000	60	7Bet UMi	2.0810	3950.0	64	19588	No
13	GOM_NL__2PRFIN20051128_130013_000000362042_00496_19588_8872.N1	28-NOV-2005 13:00:13	Bright	36.000	119	14Eta Dra	2.7270	4700.0	72	19588	No
14	GOM_NL__2PRFIN20051128_130500_000000372042_00496_19588_8873.N1	28-NOV-2005 13:05:00	Bright	36.500	39	85Eta UMa	1.8540	24000.	73	19588	No
15	GOM_NL__2PRFIN20051128_130751_000000382042_00496_19588_8874.N1	28-NOV-2005 13:07:51	Bright	38.000	180	27Gam Boo	3.0400	8000.0	76	19588	No
16	GOM_NL__2PRFIN20051128_131050_000000342042_00496_19588_8875.N1	28-NOV-2005 13:10:50	Bright	34.000	83		2.3780	11000.	68	19588	No
17	GOM_NL__2PRFIN20051128_131321_000000342042_00496_19588_8876.N1	28-NOV-2005 13:13:21	Bright	34.000	3	16Alp Boo	-0.050000	4250.0	68	19588	No
18	GOM_NL__2PRFIN20051128_132236_000000372042_00496_19588_8877.N1	28-NOV-2005 13:22:36	Bright	36.500	15	67Alp Vir	0.97600	28000.	73	19588	No
19	GOM_NL__2PRFIN20051128_132600_000000392042_00496_19588_8878.N1	28-NOV-2005 13:26:00	Twilight	39.000	169	46Gam Hya	2.9910	4700.0	78	19588	No
20	GOM_NL__2PRFIN20051128_132932_000000382042_00496_19588_8879.N1	28-NOV-2005 13:29:32	Twilight	38.000	123	lot Cen	2.7500	10200.	76	19588	No
21	GOM_NL__2PRFIN20051128_133331_000000402042_00496_19588_8880.N1	28-NOV-2005 13:33:31	Dark	40.000	64	Gam Cen	2.2000	10600.	80	19588	No
22	GOM_NL__2PRFIN20051128_133600_000000452042_00496_19588_8881.N1	28-NOV-2005 13:36:00	Dark	45.000	20	Bet Cru	1.2530	30000.	90	19588	No
23	GOM_NL__2PRFIN20051128_133710_000000472042_00497_19589_8860.N1	28-NOV-2005 13:37:10	Dark	46.500	12	Alp1Cru	0.77500	30000.	93	19589	No
24	GOM_NL__2PRFIN20051128_133826_000000352042_00497_19589_8861.N1	28-NOV-2005 13:38:26	Dark	35.000	112	Alp Mus	2.6880	26000.	70	19589	No
25	GOM_NL__2PRFIN20051128_133948_000000382042_00497_19589_8862.N1	28-NOV-2005 13:39:48	Dark	37.500	124	The Car	2.7640	30000.	75	19589	No
26	GOM_NL__2PRFIN20051128_134236_000000372042_00497_19589_8863.N1	28-NOV-2005 13:42:36	Dark	37.000	29	Bet Car	1.6720	10200.	74	19589	No
27	GOM_NL__2PRFIN20051128_135716_000000372042_00497_19589_8864.N1	28-NOV-2005 13:57:16	Straylight	36.500	157	The1Eri	2.9060	9300.0	73	19589	No
28	GOM_NL__2PRFIN20051128_140936_000000442042_00497_19589_8865.N1	28-NOV-2005 14:09:36	Twilight	44.000	94	92Alp Cet	2.5260	3100.0	88	19589	No
29	GOM_NL__2PRFIN20051128_141452_000000362042_00497_19589_8866.N1	28-NOV-2005 14:14:52	Bright	36.000	105	6Bet Ari	2.6450	8900.0	72	19589	No
30	GOM_NL__2PRFIN20051128_141833_000000342042_00497_19589_8867.N1	28-NOV-2005 14:18:33	Bright	34.000	173	4Bet Tri	3.0040	8900.0	68	19589	No
31	GOM_NL__2PRFIN20051128_142006_000000372042_00497_19589_8868.N1	28-NOV-2005 14:20:06	Bright	36.500	79	26Bet Per	2.3100	13100.	73	19589	No
32	GOM_NL__2PRFIN20051128_142339_000000362042_00497_19589_8869.N1	28-NOV-2005 14:23:39	Bright	36.000	160	23Gam Per	2.9300	4700.0	72	19589	No
33	GOM_NL__2PRFIN20051128_142535_000000352042_00497_19589_8870.N1	28-NOV-2005 14:25:35	Bright	35.000	68	18Alp Cas	2.2250	4500.0	70	19589	No
34	GOM_NL__2PRFIN20051128_143340_000000362042_00497_19589_8871.N1	28-NOV-2005 14:33:40	Bright	36.000	49	1Alp UMi	1.9900	6300.0	72	19589	No
35	GOM_NL__2PRFIN20051128_143818_000000372042_00497_19589_8872.N1	28-NOV-2005 14:38:18	Bright	36.500	60	7Bet UMi	2.0810	3950.0	73	19589	No
36	GOM_NL__2PRFIN20051128_144049_000000362042_00497_19589_8873.N1	28-NOV-2005 14:40:49	Bright	36.000	119	14Eta Dra	2.7270	4700.0	72	19589	No
37	GOM_NL__2PRFIN20051128_144536_000000382042_00497_19589_8874.N1	28-NOV-2005 14:45:36	Bright	37.500	39	85Eta UMa	1.8540	24000.	75	19589	No
38	GOM_NL__2PRFIN20051128_145126_000000342042_00497_19589_8875.N1	28-NOV-2005 14:51:26	Bright	33.500	83		2.3780	11000.	67	19589	No
39	GOM_NL__2PRFIN20051128_145357_000000332042_00497_19589_8876.N1	28-NOV-2005 14:53:57	Bright	33.000	3	16Alp Boo	-0.050000	4250.0	66	19589	No
40	GOM_NL__2PRFIN20051128_150312_000000542042_00497_19589_8877.N1	28-NOV-2005 15:03:12	Bright	54.000	15	67Alp Vir	0.97600	28000.	108	19589	No
41	GOM_NL__2PRFIN20051128_150636_000000402042_00497_19589_8878.N1	28-NOV-2005 15:06:36	Twilight	40.000	169	46Gam Hya	2.9910	4700.0	80	19589	No
42	GOM_NL__2PRFIN20051128_151009_000000372042_00497_19589_8879.N1	28-NOV-2005 15:10:09	Twilight	37.000	123	lot Cen	2.7500	10200.	74	19589	No

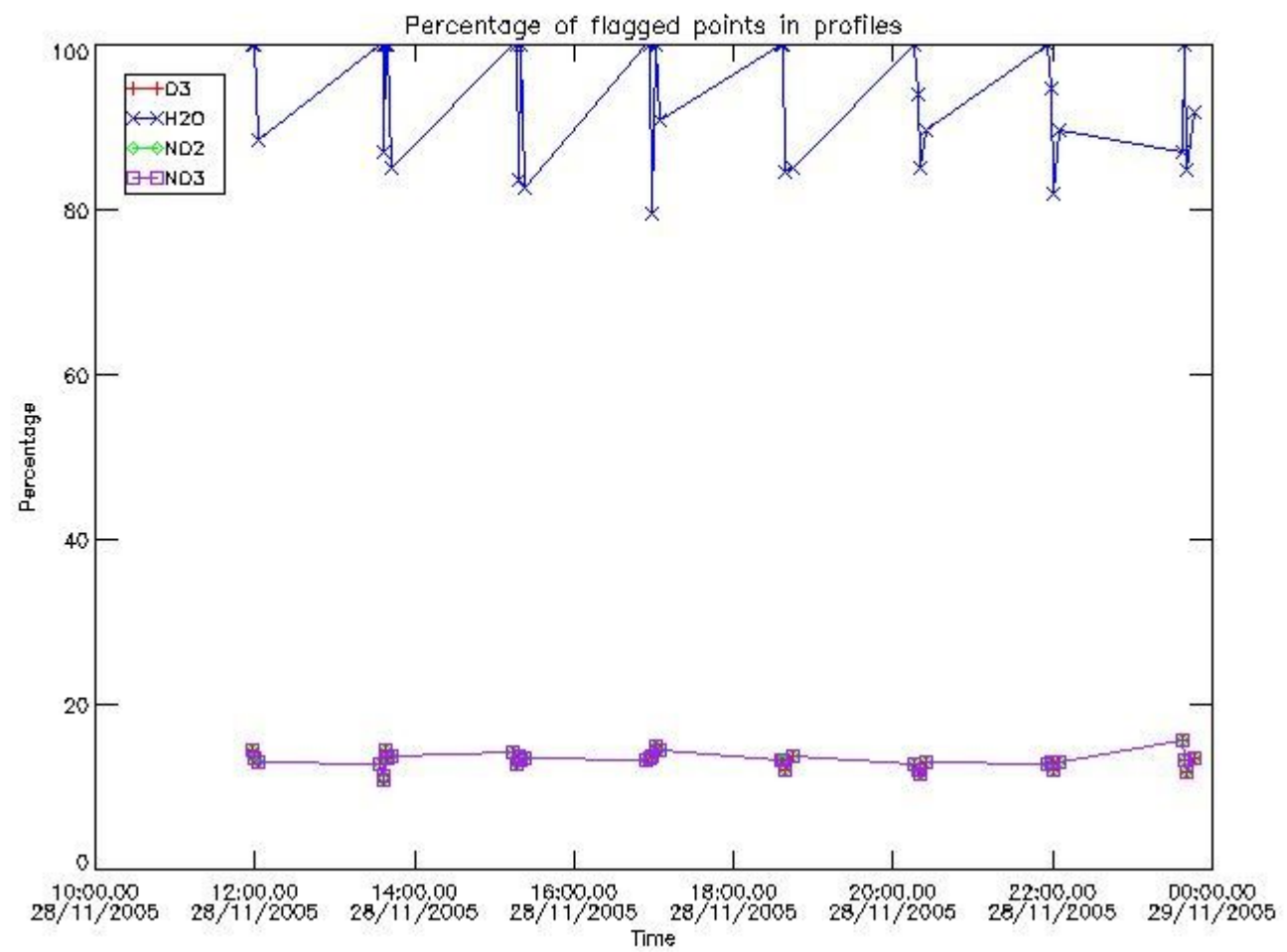
43	GOM_NL__2PRFIN20051128_151407_000000362042_00497_19589_8880.N1	28-NOV-2005 15:14:07	Dark	36.000	64	Gam Cen	2.2000	10600.	72	19589	No
44	GOM_NL__2PRFIN20051128_151636_000000402042_00497_19589_8881.N1	28-NOV-2005 15:16:36	Dark	40.000	20	Bet Cru	1.2530	30000.	80	19589	No
45	GOM_NL__2PRFIN20051128_151747_000000372042_00498_19590_8860.N1	28-NOV-2005 15:17:47	Dark	37.000	12	Alp1Cru	0.77500	30000.	74	19590	No
46	GOM_NL__2PRFIN20051128_152024_000000392042_00498_19590_8861.N1	28-NOV-2005 15:20:24	Dark	38.500	124	The Car	2.7640	30000.	77	19590	No
47	GOM_NL__2PRFIN20051128_152313_000000382042_00498_19590_8862.N1	28-NOV-2005 15:23:13	Dark	38.000	29	Bet Car	1.6720	10200.	76	19590	No
48	GOM_NL__2PRFIN20051128_153753_000000372042_00498_19590_8863.N1	28-NOV-2005 15:37:53	Straylight	37.000	157	The1Eri	2.9060	9300.0	74	19590	No
49	GOM_NL__2PRFIN20051128_155012_000000462042_00498_19590_8864.N1	28-NOV-2005 15:50:12	Twi_and_stray	45.500	94	92Alp Cet	2.5260	3100.0	91	19590	No
50	GOM_NL__2PRFIN20051128_155528_000000362042_00498_19590_8865.N1	28-NOV-2005 15:55:28	Bright	36.000	105	6Bet Ari	2.6450	8900.0	72	19590	No
51	GOM_NL__2PRFIN20051128_155909_000000342042_00498_19590_8866.N1	28-NOV-2005 15:59:09	Bright	34.000	173	4Bet Tri	3.0040	8900.0	68	19590	No
52	GOM_NL__2PRFIN20051128_160042_000000362042_00498_19590_8867.N1	28-NOV-2005 16:00:42	Bright	35.500	79	26Bet Per	2.3100	13100.	71	19590	No
53	GOM_NL__2PRFIN20051128_160415_000000372042_00498_19590_8868.N1	28-NOV-2005 16:04:15	Bright	37.000	160	23Gam Per	2.9300	4700.0	74	19590	No
54	GOM_NL__2PRFIN20051128_160626_000000352042_00498_19590_8869.N1	28-NOV-2005 16:06:26	Bright	35.000	110	37Del Cas	2.6780	8900.0	70	19590	No
55	GOM_NL__2PRFIN20051128_161416_000000362042_00498_19590_8870.N1	28-NOV-2005 16:14:16	Bright	36.000	49	1Alp UMi	1.9900	6300.0	72	19590	No
56	GOM_NL__2PRFIN20051128_161854_000000382042_00498_19590_8871.N1	28-NOV-2005 16:18:54	Bright	37.500	60	7Bet UMi	2.0810	3950.0	75	19590	No
57	GOM_NL__2PRFIN20051128_162125_000000352042_00498_19590_8872.N1	28-NOV-2005 16:21:25	Bright	35.000	119	14Eta Dra	2.7270	4700.0	70	19590	No
58	GOM_NL__2PRFIN20051128_162611_000000372042_00498_19590_8873.N1	28-NOV-2005 16:26:11	Bright	37.000	39	85Eta UMa	1.8540	24000.	74	19590	No
59	GOM_NL__2PRFIN20051128_162903_000000332042_00498_19590_8874.N1	28-NOV-2005 16:29:03	Bright	33.000	180	27Gam Boo	3.0400	8000.0	66	19590	No
60	GOM_NL__2PRFIN20051128_163202_000000332042_00498_19590_8875.N1	28-NOV-2005 16:32:02	Bright	33.000	83		2.3780	11000.	66	19590	No
61	GOM_NL__2PRFIN20051128_163433_000000342042_00498_19590_8876.N1	28-NOV-2005 16:34:33	Bright	34.000	3	16Alp Boo	-0.050000	4250.0	68	19590	No
62	GOM_NL__2PRFIN20051128_164348_000000402042_00498_19590_8877.N1	28-NOV-2005 16:43:48	Bright	39.500	15	67Alp Vir	0.97600	28000.	79	19590	No
63	GOM_NL__2PRFIN20051128_164712_000000432042_00498_19590_8878.N1	28-NOV-2005 16:47:12	Twi_and_stray	42.500	169	46Gam Hya	2.9910	4700.0	85	19590	No
64	GOM_NL__2PRFIN20051128_165045_000000372042_00498_19590_8879.N1	28-NOV-2005 16:50:45	Twilight	36.500	123	lot Cen	2.7500	10200.	73	19590	No
65	GOM_NL__2PRFIN20051128_165444_000000392042_00498_19590_8880.N1	28-NOV-2005 16:54:44	Dark	38.500	64	Gam Cen	2.2000	10600.	77	19590	No
66	GOM_NL__2PRFIN20051128_165712_000000382042_00498_19590_8881.N1	28-NOV-2005 16:57:12	Dark	37.500	20	Bet Cru	1.2530	30000.	75	19590	No
67	GOM_NL__2PRFIN20051128_165823_000000372042_00499_19591_8860.N1	28-NOV-2005 16:58:23	Dark	37.000	12	Alp1Cru	0.77500	30000.	74	19591	No
68	GOM_NL__2PRFIN20051128_170100_000000382042_00499_19591_8861.N1	28-NOV-2005 17:01:00	Dark	37.500	124	The Car	2.7640	30000.	75	19591	No
69	GOM_NL__2PRFIN20051128_170349_000000392042_00499_19591_8862.N1	28-NOV-2005 17:03:49	Dark	38.500	29	Bet Car	1.6720	10200.	77	19591	No
70	GOM_NL__2PRFIN20051128_171829_000000372042_00499_19591_8863.N1	28-NOV-2005 17:18:29	Straylight	37.000	157	The1Eri	2.9060	9300.0	74	19591	No
71	GOM_NL__2PRFIN20051128_173048_000000472042_00499_19591_8864.N1	28-NOV-2005 17:30:48	Twi_and_stray	46.500	94	92Alp Cet	2.5260	3100.0	93	19591	No
72	GOM_NL__2PRFIN20051128_173604_000000382042_00499_19591_8865.N1	28-NOV-2005 17:36:04	Bright	37.500	105	6Bet Ari	2.6450	8900.0	75	19591	No
73	GOM_NL__2PRFIN20051128_173945_000000352042_00499_19591_8866.N1	28-NOV-2005 17:39:45	Bright	35.000	173	4Bet Tri	3.0040	8900.0	70	19591	No
74	GOM_NL__2PRFIN20051128_174118_000000372042_00499_19591_8867.N1	28-NOV-2005 17:41:18	Bright	37.000	79	26Bet Per	2.3100	13100.	74	19591	No
75	GOM_NL__2PRFIN20051128_174451_000000362042_00499_19591_8868.N1	28-NOV-2005 17:44:51	Bright	36.000	160	23Gam Per	2.9300	4700.0	72	19591	No
76	GOM_NL__2PRFIN20051128_174702_000000352042_00499_19591_8869.N1	28-NOV-2005 17:47:02	Bright	35.000	110	37Del Cas	2.6780	8900.0	70	19591	No
77	GOM_NL__2PRFIN20051128_175452_000000362042_00499_19591_8870.N1	28-NOV-2005 17:54:52	Bright	36.000	49	1Alp UMi	1.9900	6300.0	72	19591	No
78	GOM_NL__2PRFIN20051128_175930_000000382042_00499_19591_8871.N1	28-NOV-2005 17:59:30	Bright	37.500	60	7Bet UMi	2.0810	3950.0	75	19591	No
79	GOM_NL__2PRFIN20051128_180201_000000382042_00499_19591_8872.N1	28-NOV-2005 18:02:01	Bright	37.500	119	14Eta Dra	2.7270	4700.0	75	19591	No
80	GOM_NL__2PRFIN20051128_180648_000000382042_00499_19591_8873.N1	28-NOV-2005 18:06:48	Bright	38.000	39	85Eta UMa	1.8540	24000.	76	19591	No
81	GOM_NL__2PRFIN20051128_180939_000000352042_00499_19591_8874.N1	28-NOV-2005 18:09:39	Bright	35.000	180	27Gam Boo	3.0400	8000.0	70	19591	No
82	GOM_NL__2PRFIN20051128_181239_000000352042_00499_19591_8875.N1	28-NOV-2005 18:12:39	Bright	34.500	83		2.3780	11000.	69	19591	No
83	GOM_NL__2PRFIN20051128_181509_000000342042_00499_19591_8876.N1	28-NOV-2005 18:15:09	Bright	34.000	3	16Alp Boo	-0.050000	4250.0	68	19591	No
84	GOM_NL__2PRFIN20051128_182425_000000392042_00499_19591_8877.N1	28-NOV-2005 18:24:25	Bright	39.000	15	67Alp Vir	0.97600	28000.	78	19591	No
85	GOM_NL__2PRFIN20051128_182749_000000402042_00499_19591_8878.N1	28-NOV-2005 18:27:49	Twi_and_stray	39.500	169	46Gam Hya	2.9910	4700.0	79	19591	No
86	GOM_NL__2PRFIN20051128_183121_000000372042_00499_19591_8879.N1	28-NOV-2005 18:31:21	Twilight	37.000	123	lot Cen	2.7500	10200.	74	19591	No
87	GOM_NL__2PRFIN20051128_183520_000000392042_00499_19591_8880.N1	28-NOV-2005 18:35:20	Dark	38.500	64	Gam Cen	2.2000	10600.	77	19591	No
88	GOM_NL__2PRFIN20051128_183748_000000392042_00499_19591_8881.N1	28-NOV-2005 18:37:48	Dark	38.500	20	Bet Cru	1.2530	30000.	77	19591	No
89	GOM_NL__2PRFIN20051128_183859_000000432042_00500_19592_8860.N1	28-NOV-2005 18:38:59	Dark	42.500	12	Alp1Cru	0.77500	30000.	85	19592	No
90	GOM_NL__2PRFIN20051128_184425_000000372042_00500_19592_8861.N1	28-NOV-2005 18:44:25	Dark	36.500	29	Bet Car	1.6720	10200.	73	19592	No
91	GOM_NL__2PRFIN20051128_185905_000000372042_00500_19592_8862.N1	28-NOV-2005 18:59:05	Straylight	37.000	157	The1Eri	2.9060	9300.0	74	19592	No
92	GOM_NL__2PRFIN20051128_191124_000000452042_00500_19592_8863.N1	28-NOV-2005 19:11:24	Twi_and_stray	45.000	94	92Alp Cet	2.5260	3100.0	90	19592	No
93	GOM_NL__2PRFIN20051128_191640_000000362042_00500_19592_8864.N1	28-NOV-2005 19:16:40	Bright	36.000	105	6Bet Ari	2.6450	8900.0	72	19592	No
94	GOM_NL__2PRFIN20051128_192021_000000362042_00500_19592_8865.N1	28-NOV-2005 19:20:21	Bright	36.000	173	4Bet Tri	3.0040	8900.0	72	19592	No
95	GOM_NL__2PRFIN20051128_192154_000000372042_00500_19592_8866.N1	28-NOV-2005 19:21:54	Bright	37.000	79	26Bet Per	2.3100	13100.	74	19592	No
96	GOM_NL__2PRFIN20051128_192527_000000362042_00500_19592_8867.N1	28-NOV-2005 19:25:27	Bright	36.000	160	23Gam Per	2.9300	4700.0	72	19592	No
97	GOM_NL__2PRFIN20051128_192738_000000352042_00500_19592_8868.N1	28-NOV-2005 19:27:38	Bright	34.500	110	37Del Cas	2.6780	8900.0	69	19592	No
98	GOM_NL__2PRFIN20051128_193528_000000362042_00500_19592_8869.N1	28-NOV-2005 19:35:28	Bright	35.500	49	1Alp UMi	1.9900	6300.0	71	19592	No
99	GOM_NL__2PRFIN20051128_194006_000000362042_00500_19592_8870.N1	28-NOV-2005 19:40:06	Bright	36.000	60	7Bet UMi	2.0810	3950.0	72	19592	No
100	GOM_NL__2PRFIN20051128_194237_000000342042_00500_19592_8871.N1	28-NOV-2005 19:42:37	Bright	34.000	119	14Eta Dra	2.7270	4700.0	68	19592	No
101	GOM_NL__2PRFIN20051128_194724_000000352042_00500_19592_8872.N1	28-NOV-2005 19:47:24	Bright	35.000	39	85Eta UMa	1.8540	24000.	70	19592	No

102	GOM_NL__2PRFIN20051128_195015_000000352042_00500_19592_8873.N1	28-NOV-2005 19:50:15	Bright	34.500	180	27Gam Boo	3.0400	8000.0	69	19592	No
103	GOM_NL__2PRFIN20051128_195315_000000342042_00500_19592_8874.N1	28-NOV-2005 19:53:15	Bright	33.500	83		2.3780	11000.	67	19592	No
104	GOM_NL__2PRFIN20051128_195545_000000342042_00500_19592_8875.N1	28-NOV-2005 19:55:45	Bright	33.500	3	16Alp Boo	-0.050000	4250.0	67	19592	No
105	GOM_NL__2PRFIN20051128_200501_000000392042_00500_19592_8876.N1	28-NOV-2005 20:05:01	Bright	39.000	15	67Alp Vir	0.97600	28000.	78	19592	No
106	GOM_NL__2PRFIN20051128_200825_000000442042_00500_19592_8877.N1	28-NOV-2005 20:08:25	Twilight	43.500	169	46Gam Hya	2.9910	4700.0	87	19592	No
107	GOM_NL__2PRFIN20051128_201157_000000392042_00500_19592_8878.N1	28-NOV-2005 20:11:57	Twilight	38.500	123	lot Cen	2.7500	10200.	77	19592	No
108	GOM_NL__2PRFIN20051128_201556_000000402042_00500_19592_8879.N1	28-NOV-2005 20:15:56	Dark	40.000	64	Gam Cen	2.2000	10600.	80	19592	No
109	GOM_NL__2PRFIN20051128_201825_000000422042_00500_19592_8880.N1	28-NOV-2005 20:18:25	Dark	42.000	20	Bet Cru	1.2530	30000.	84	19592	No
110	GOM_NL__2PRFIN20051128_201935_000000442042_00501_19593_8860.N1	28-NOV-2005 20:19:35	Dark	44.000	12	Alp1Cru	0.77500	30000.	88	19593	No
111	GOM_NL__2PRFIN20051128_202502_000000392042_00501_19593_8861.N1	28-NOV-2005 20:25:02	Dark	38.500	29	Bet Car	1.6720	10200.	77	19593	No
112	GOM_NL__2PRFIN20051128_203941_000000382042_00501_19593_8862.N1	28-NOV-2005 20:39:41	Straylight	38.000	157	The1Eri	2.9060	9300.0	76	19593	No
113	GOM_NL__2PRFIN20051128_205200_000000432042_00501_19593_8863.N1	28-NOV-2005 20:52:00	Twilight	42.500	94	92Alp Cet	2.5260	3100.0	85	19593	No
114	GOM_NL__2PRFIN20051128_205717_000000362042_00501_19593_8864.N1	28-NOV-2005 20:57:17	Bright	35.500	105	6Bet Ari	2.6450	8900.0	71	19593	No
115	GOM_NL__2PRFIN20051128_210057_000000352042_00501_19593_8865.N1	28-NOV-2005 21:00:57	Bright	35.000	173	4Bet Tri	3.0040	8900.0	70	19593	No
116	GOM_NL__2PRFIN20051128_210229_000000362042_00501_19593_8866.N1	28-NOV-2005 21:02:29	Bright	36.000	79	26Bet Per	2.3100	13100.	72	19593	No
117	GOM_NL__2PRFIN20051128_210602_000000362042_00501_19593_8867.N1	28-NOV-2005 21:06:02	Bright	35.500	160	23Gam Per	2.9300	4700.0	71	19593	No
118	GOM_NL__2PRFIN20051128_210814_000000362042_00501_19593_8868.N1	28-NOV-2005 21:08:14	Bright	35.500	110	37Del Cas	2.6780	8900.0	71	19593	No
119	GOM_NL__2PRFIN20051128_211604_000000362042_00501_19593_8869.N1	28-NOV-2005 21:16:04	Bright	35.500	49	1Alp UMi	1.9900	6300.0	71	19593	No
120	GOM_NL__2PRFIN20051128_212042_000000372042_00501_19593_8870.N1	28-NOV-2005 21:20:42	Bright	37.000	60	7Bet UMi	2.0810	3950.0	74	19593	No
121	GOM_NL__2PRFIN20051128_212314_000000372042_00501_19593_8871.N1	28-NOV-2005 21:23:14	Bright	36.500	119	14Eta Dra	2.7270	4700.0	73	19593	No
122	GOM_NL__2PRFIN20051128_212800_000000352042_00501_19593_8872.N1	28-NOV-2005 21:28:00	Bright	35.000	39	85Eta UMa	1.8540	24000.	70	19593	No
123	GOM_NL__2PRFIN20051128_213051_000000342042_00501_19593_8873.N1	28-NOV-2005 21:30:51	Bright	33.500	180	27Gam Boo	3.0400	8000.0	67	19593	No
124	GOM_NL__2PRFIN20051128_213351_000000342042_00501_19593_8874.N1	28-NOV-2005 21:33:51	Bright	34.000	83		2.3780	11000.	68	19593	No
125	GOM_NL__2PRFIN20051128_213622_000000342042_00501_19593_8875.N1	28-NOV-2005 21:36:22	Bright	34.000	3	16Alp Boo	-0.050000	4250.0	68	19593	No
126	GOM_NL__2PRFIN20051128_214537_000000352042_00501_19593_8876.N1	28-NOV-2005 21:45:37	Bright	35.000	15	67Alp Vir	0.97600	28000.	70	19593	No
127	GOM_NL__2PRFIN20051128_214901_000000432042_00501_19593_8877.N1	28-NOV-2005 21:49:01	Twilight	43.000	169	46Gam Hya	2.9910	4700.0	86	19593	No
128	GOM_NL__2PRFIN20051128_215234_000000382042_00501_19593_8878.N1	28-NOV-2005 21:52:34	Twilight	38.000	123	lot Cen	2.7500	10200.	76	19593	No
129	GOM_NL__2PRFIN20051128_215633_000000402042_00501_19593_8879.N1	28-NOV-2005 21:56:33	Dark	40.000	64	Gam Cen	2.2000	10600.	80	19593	No
130	GOM_NL__2PRFIN20051128_215901_000000392042_00501_19593_8880.N1	28-NOV-2005 21:59:01	Dark	39.000	20	Bet Cru	1.2530	30000.	78	19593	No
131	GOM_NL__2PRFIN20051128_220011_000000422043_00001_19594_8860.N1	28-NOV-2005 22:00:11	Dark	42.000	12	Alp1Cru	0.77500	30000.	84	19594	No
132	GOM_NL__2PRFIN20051128_220538_000000392043_00001_19594_8861.N1	28-NOV-2005 22:05:38	Dark	39.000	29	Bet Car	1.6720	10200.	78	19594	No
133	GOM_NL__2PRFIN20051128_222017_000000372043_00001_19594_8862.N1	28-NOV-2005 22:20:17	Straylight	37.000	157	The1Eri	2.9060	9300.0	74	19594	No
134	GOM_NL__2PRFIN20051128_223236_000000402043_00001_19594_8863.N1	28-NOV-2005 22:32:36	Twilight	40.000	94	92Alp Cet	2.5260	3100.0	80	19594	No
135	GOM_NL__2PRFIN20051128_223753_000000362043_00001_19594_8864.N1	28-NOV-2005 22:37:53	Bright	36.000	105	6Bet Ari	2.6450	8900.0	72	19594	No
136	GOM_NL__2PRFIN20051128_224133_000000342043_00001_19594_8865.N1	28-NOV-2005 22:41:33	Bright	34.000	173	4Bet Tri	3.0040	8900.0	68	19594	No
137	GOM_NL__2PRFIN20051128_224305_000000362043_00001_19594_8866.N1	28-NOV-2005 22:43:05	Bright	35.500	79	26Bet Per	2.3100	13100.	71	19594	No
138	GOM_NL__2PRFIN20051128_224638_000000352043_00001_19594_8867.N1	28-NOV-2005 22:46:38	Bright	35.000	160	23Gam Per	2.9300	4700.0	70	19594	No
139	GOM_NL__2PRFIN20051128_224851_000000342043_00001_19594_8868.N1	28-NOV-2005 22:48:51	Bright	33.500	110	37Del Cas	2.6780	8900.0	67	19594	No
140	GOM_NL__2PRFIN20051128_225640_000000372043_00001_19594_8869.N1	28-NOV-2005 22:56:40	Bright	36.500	49	1Alp UMi	1.9900	6300.0	73	19594	No
141	GOM_NL__2PRFIN20051128_230118_000000382043_00001_19594_8870.N1	28-NOV-2005 23:01:18	Bright	37.500	60	7Bet UMi	2.0810	3950.0	75	19594	No
142	GOM_NL__2PRFIN20051128_230350_000000362043_00001_19594_8871.N1	28-NOV-2005 23:03:50	Bright	35.500	119	14Eta Dra	2.7270	4700.0	71	19594	No
143	GOM_NL__2PRFIN20051128_230835_000000372043_00001_19594_8872.N1	28-NOV-2005 23:08:35	Bright	36.500	39	85Eta UMa	1.8540	24000.	73	19594	No
144	GOM_NL__2PRFIN20051128_231127_000000342043_00001_19594_8873.N1	28-NOV-2005 23:11:27	Bright	34.000	180	27Gam Boo	3.0400	8000.0	68	19594	No
145	GOM_NL__2PRFIN20051128_231427_000000352043_00001_19594_8874.N1	28-NOV-2005 23:14:27	Bright	34.500	83		2.3780	11000.	69	19594	No
146	GOM_NL__2PRFIN20051128_231658_000000332043_00001_19594_8875.N1	28-NOV-2005 23:16:58	Bright	33.000	3	16Alp Boo	-0.050000	4250.0	66	19594	No
147	GOM_NL__2PRFIN20051128_232614_000000472043_00001_19594_8876.N1	28-NOV-2005 23:26:14	Bright	46.500	15	67Alp Vir	0.97600	28000.	93	19594	No
148	GOM_NL__2PRFIN20051128_232938_000000412043_00001_19594_8877.N1	28-NOV-2005 23:29:38	Twilight	40.500	169	46Gam Hya	2.9910	4700.0	81	19594	No
149	GOM_NL__2PRFIN20051128_233310_000000382043_00001_19594_8878.N1	28-NOV-2005 23:33:10	Twilight	38.000	123	lot Cen	2.7500	10200.	76	19594	No
150	GOM_NL__2PRFIN20051128_233709_000000392043_00001_19594_8879.N1	28-NOV-2005 23:37:09	Dark	39.000	64	Gam Cen	2.2000	10600.	78	19594	No
151	GOM_NL__2PRFIN20051128_233937_000000392043_00001_19594_8880.N1	28-NOV-2005 23:39:37	Dark	38.500	20	Bet Cru	1.2530	30000.	77	19594	No
152	GOM_NL__2PRFIN20051128_234047_000000432043_00002_19595_8860.N1	28-NOV-2005 23:40:47	Dark	43.000	12	Alp1Cru	0.77500	30000.	86	19595	No
153	GOM_NL__2PRFIN20051128_234614_000000382043_00002_19595_8861.N1	28-NOV-2005 23:46:14	Dark	37.500	29	Bet Car	1.6720	10200.	75	19595	No

3. Quality information per product

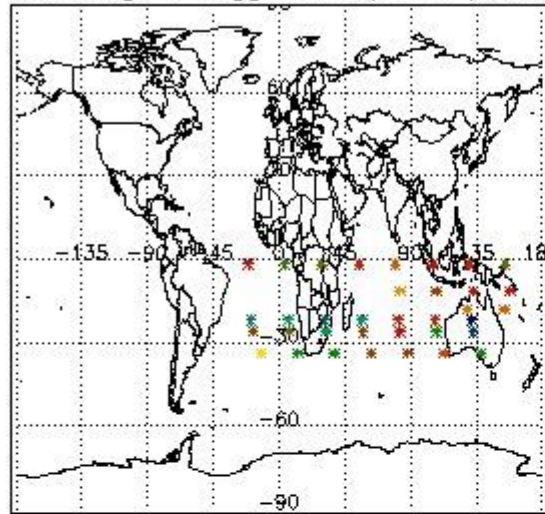
In this section it is plotted some information contained in the Quality Summary data set of the level 2 products. Only products in dark limb conditions and without errors (error flag in the MPH set to "0") are used.

3.1 Plot quality information per product (time dependant)

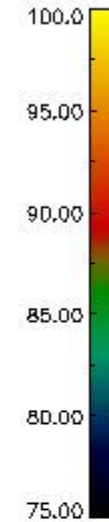
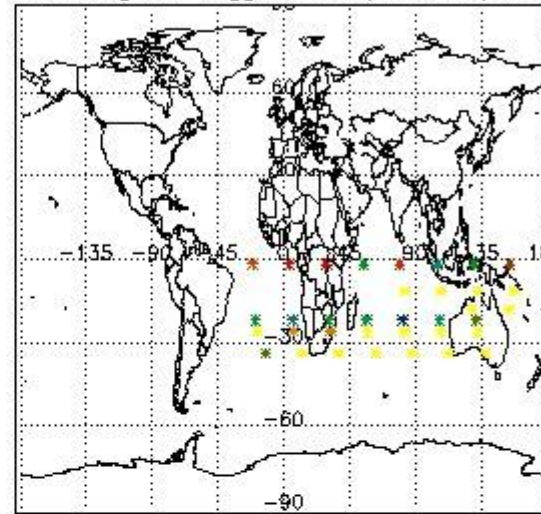


3.2 Plot quality information per product (world map)

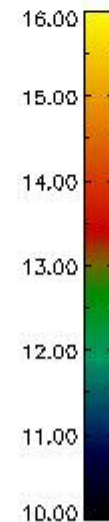
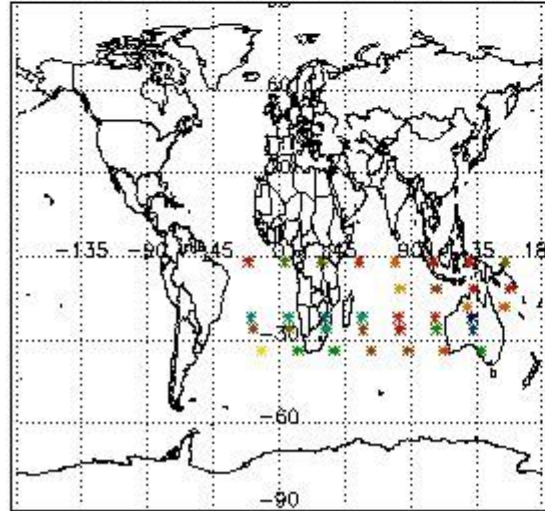
Percentage of flagged data per O3 profile



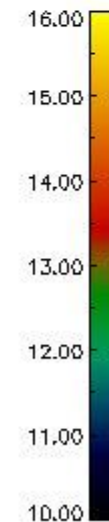
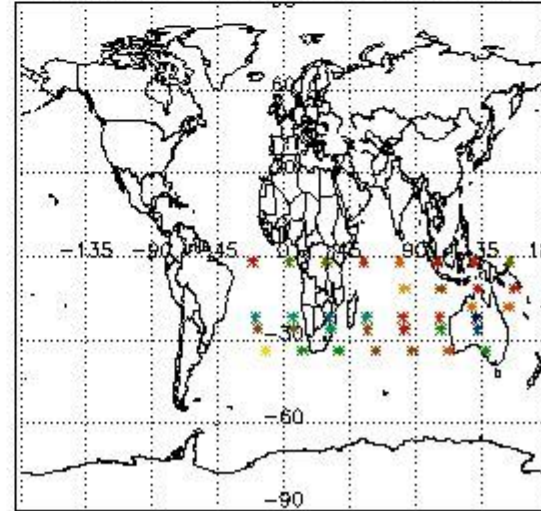
Percentage of flagged data per H2O profile



Percentage of flagged data per NO2 profile



Percentage of flagged data per NO3 profile

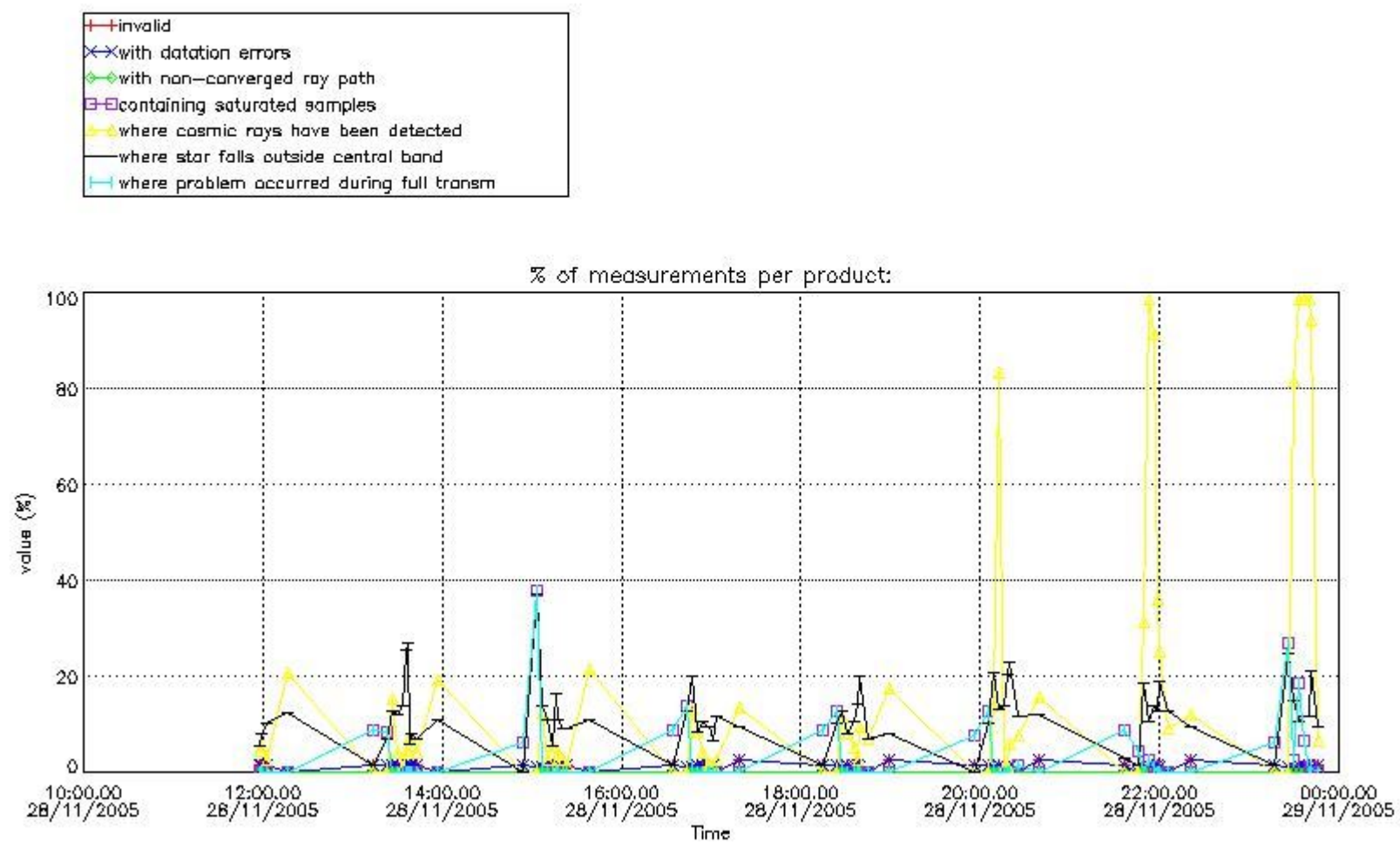


4. Level 1 quality information per product

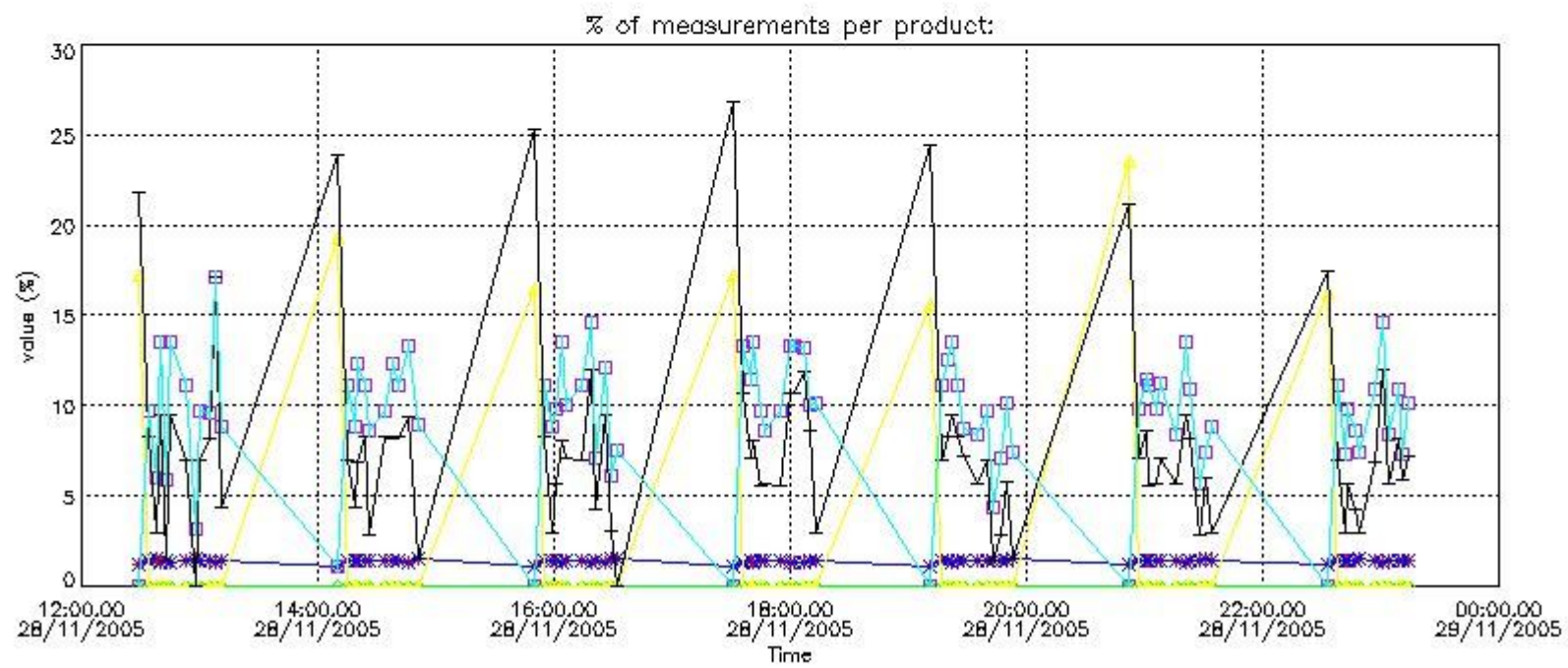
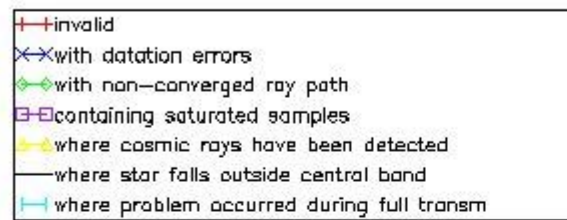
In this section it is plotted some information contained in the Quality Summary data set of the level 2 products that comes from the level 1b processing. Products without errors (error flag in the MPH set to "0") are used.

4.1 Plot quality information per product (time dependant) coming from level 1b processing

4.1.1 Plot level 1 quality information per product (time dependant): ENVISAT ASCENDING passes



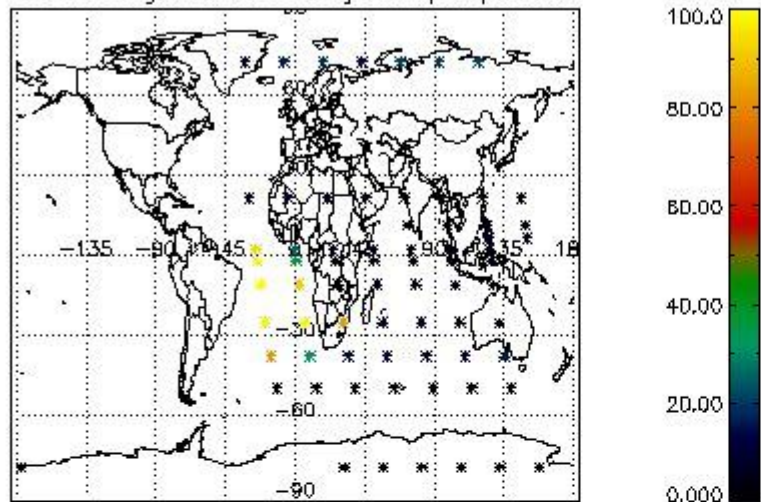
4.1.2 Plot level 1 quality information per product (time dependant): ENVI SAT DESCENDING passes



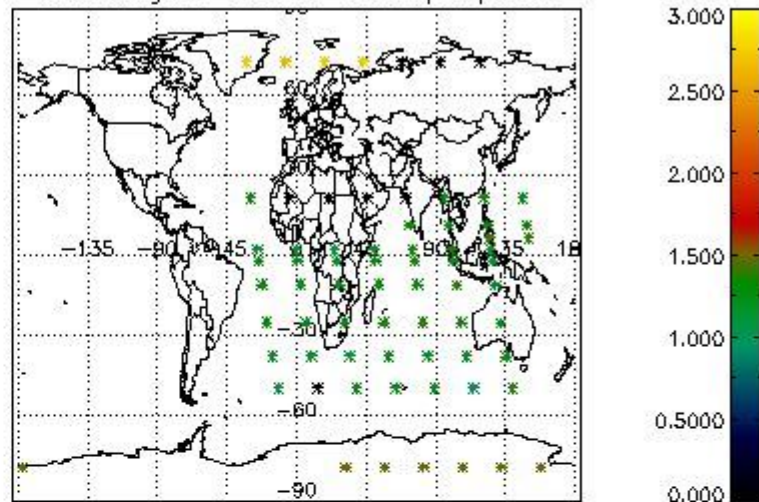
4.2 Plot quality information per product coming from level 1b processing (world map)

4.2.1 Plot level 1 quality information per product (world map): ENVI SAT ASCENDING passes

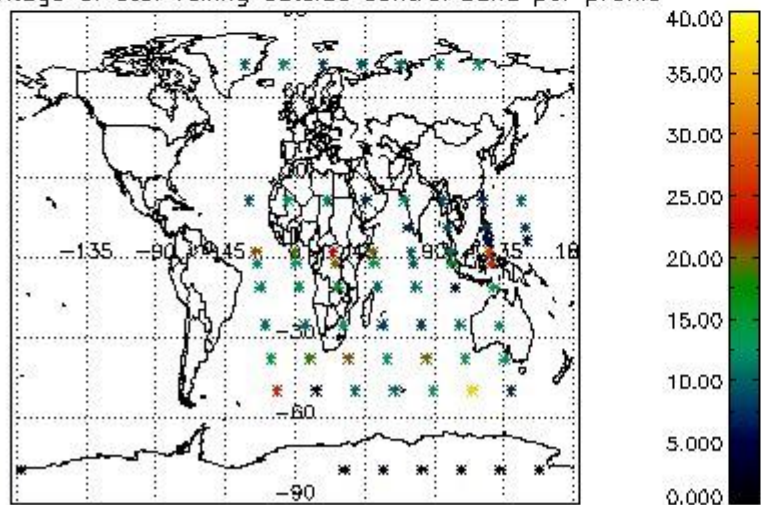
Percentage of cosmic ray hits per profile



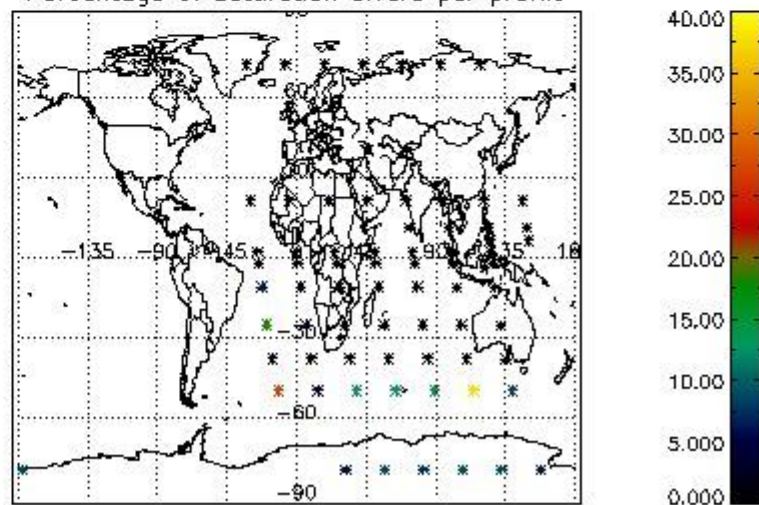
Percentage of datation errors per profile



Percentage of star falling outside central band per profile

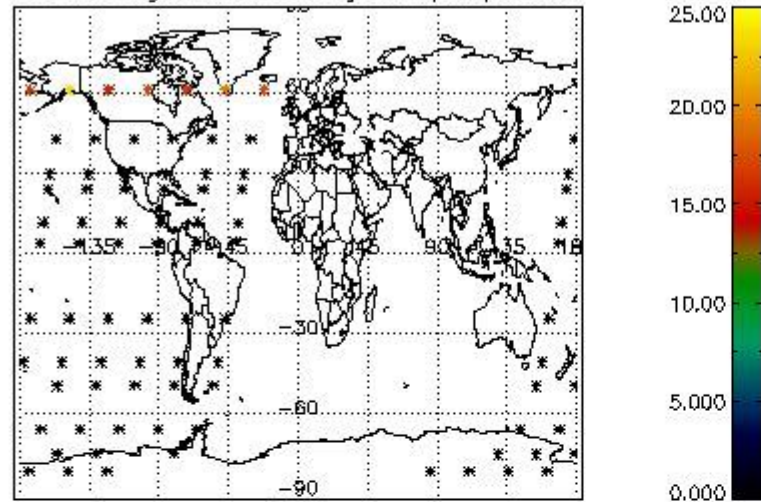


Percentage of saturation errors per profile

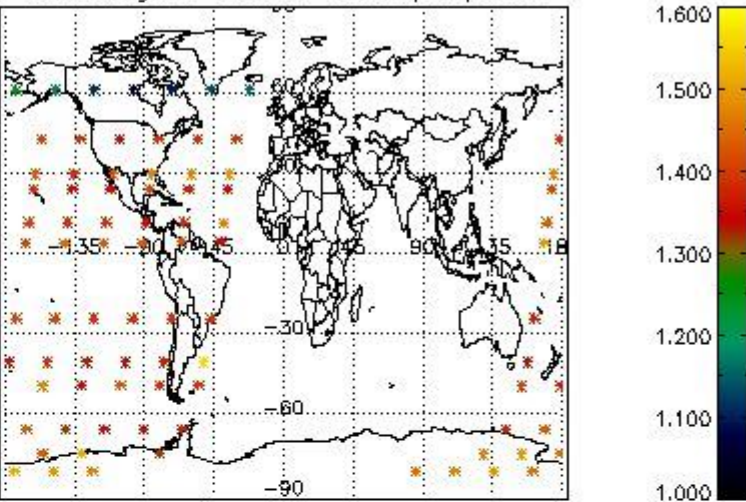


4.2.2 Plot level 1 quality information per product (world map): ENVISAT DESCENDING passes

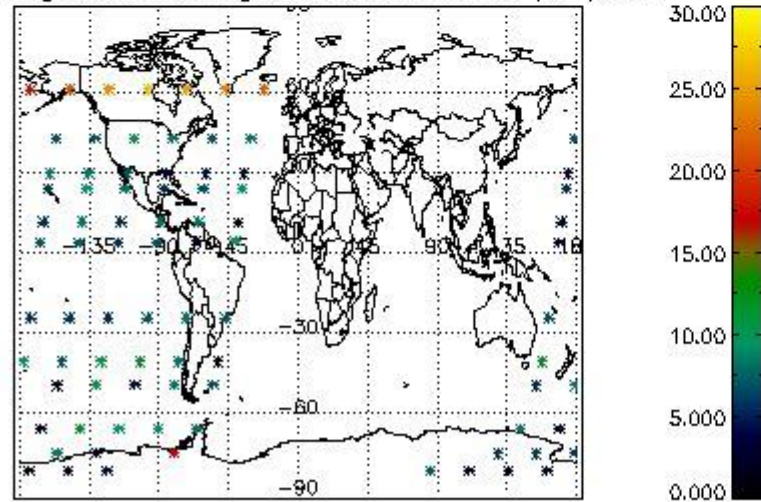
Percentage of cosmic ray hits per profile



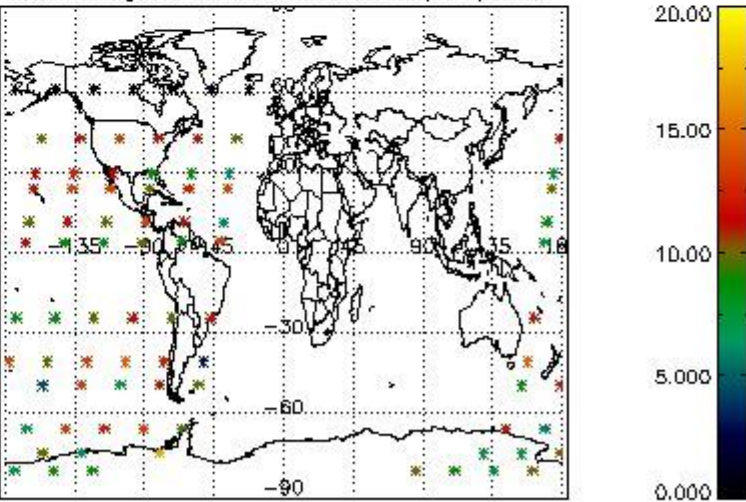
Percentage of datation errors per profile



Percentage of star falling outside central band per profile



Percentage of saturation errors per profile



5. Trace gas profiles

5.1 Ozone statistics based on quality of products

The final quality of the products can be "measured" using the STD (Standard Deviation) attached to every point profile. This information is written to the parameter GOM_NL__2P/NL_LOCAL_SPECIES_DENSITY/o3_std of the level 2 products. The table below shows the statistics for given STD ranges.

The statistics are given with respect to the overall valid production:

- Products without fatal errors: GOM_NL__2P/MPH/PRODUCT_ERR=0
- Valid point profile: GOM_NL__2P/NL_LOCAL_SPECIES_DENSITY/pcd(0)=0

The 'Criteria' is applied to valid points of dark limb products:

- Products in dark limb illumination condition: GOM_NL__2P/NL_SUMMARY_QUALITY/obs_ill_cond=0
- Products without fatal errors: GOM_NL__2P/MPH/PRODUCT_ERR=0
- Valid point profile: GOM_NL__2P/NL_LOCAL_SPECIES_DENSITY/pcd(0)=0

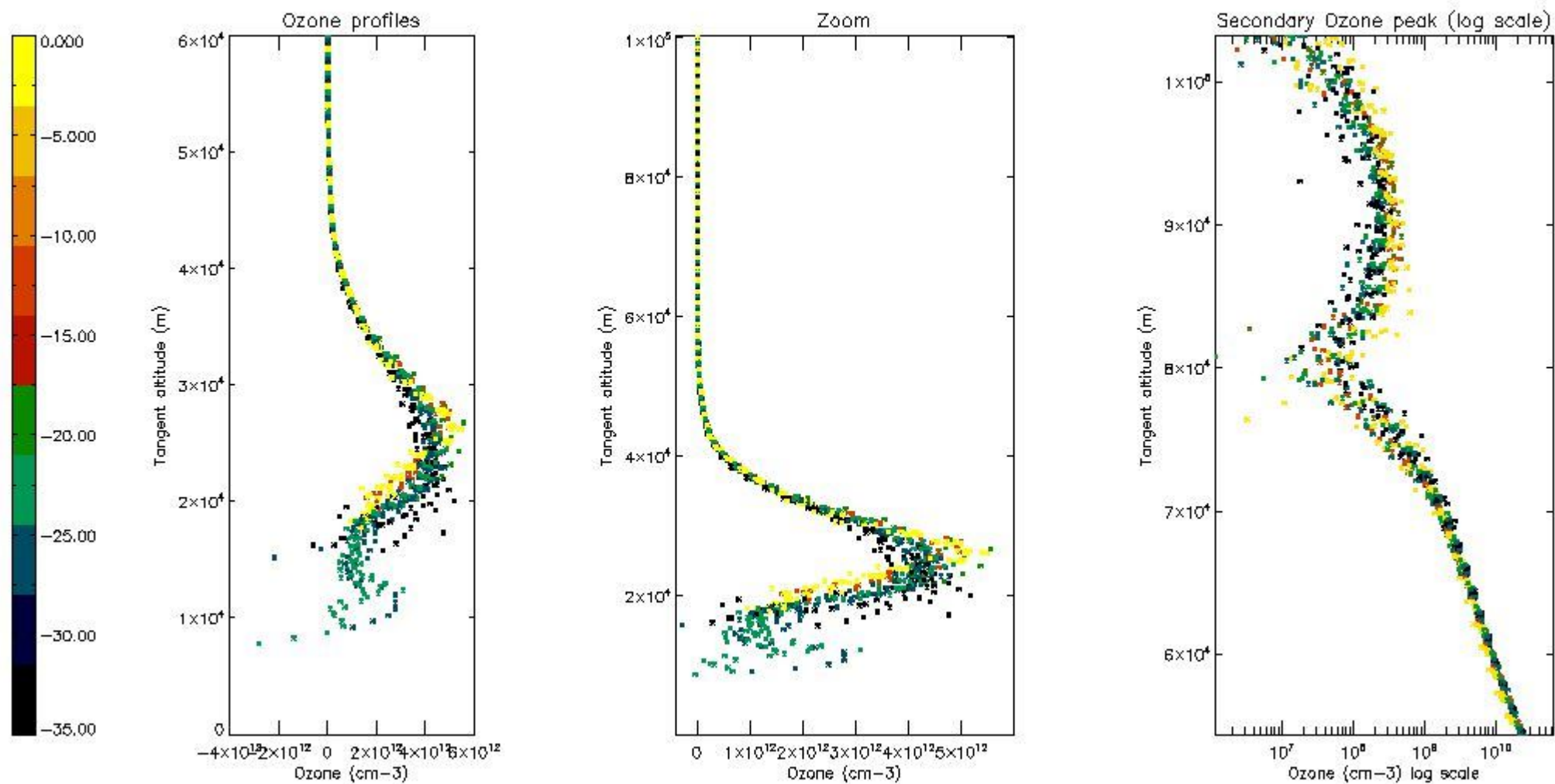
So, the table below shows the percentage of dark limb and valid observations for each criteria with respect to the overall valid daily observations.

Criteria	% of total production
All STD	25
STD < 20	17

STD < 10	15
STD < 5	11

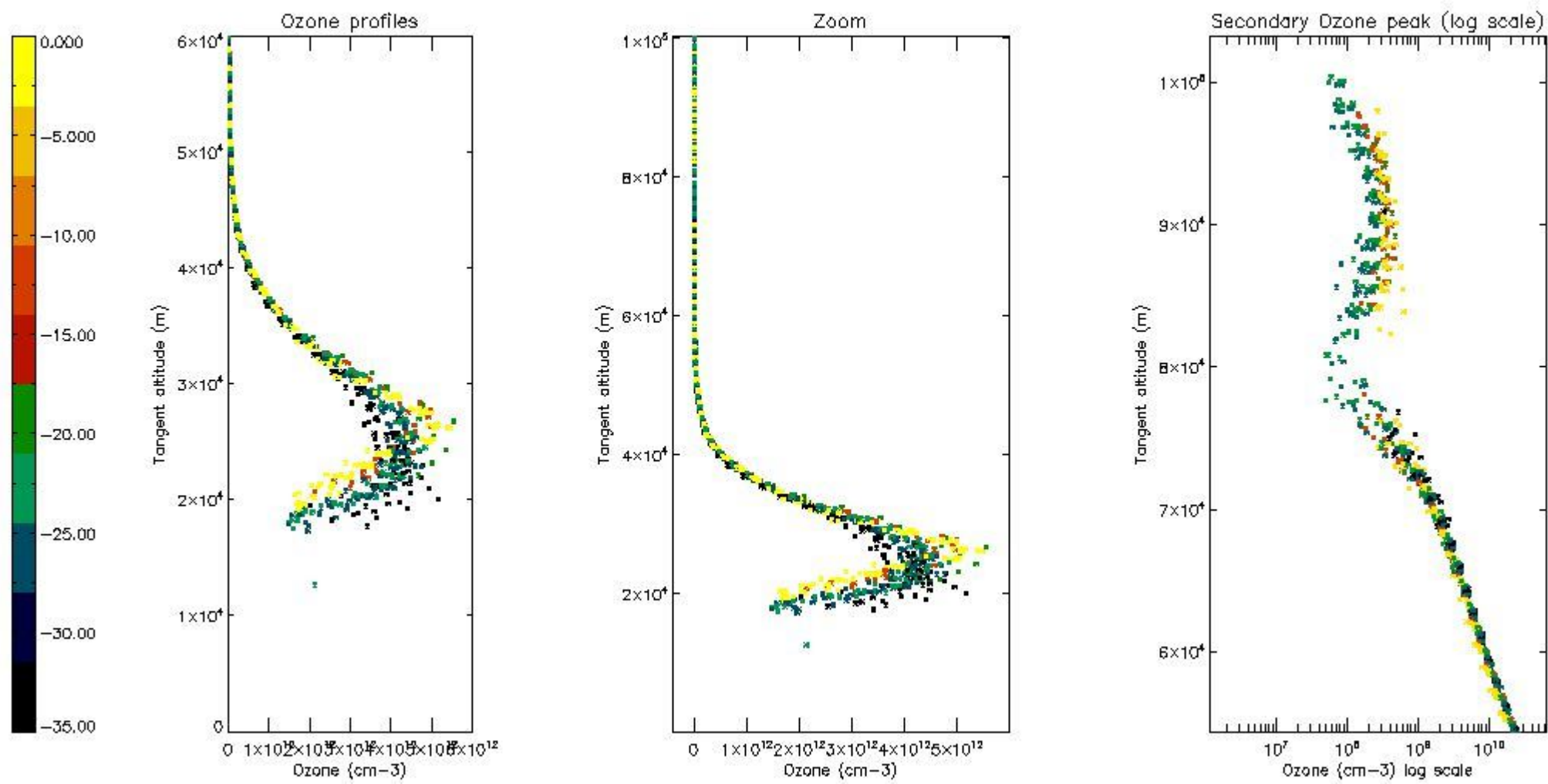
5.2 Plot ozone profiles for all STD (dark without errors)

The colorbar represents the latitude.



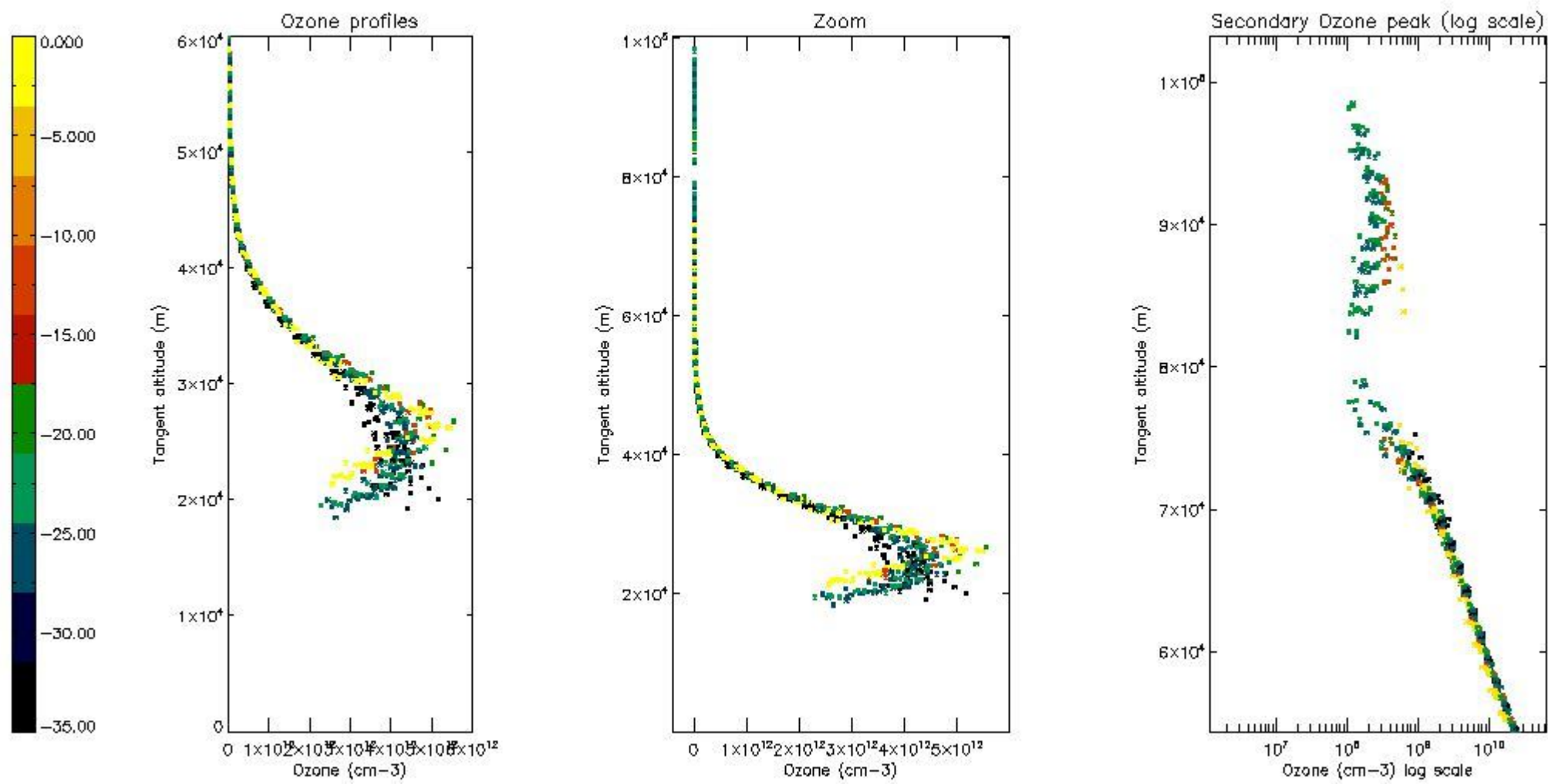
5.3 Plot ozone profiles where STD < 20% (dark without errors)

The colorbar represents the latitude.



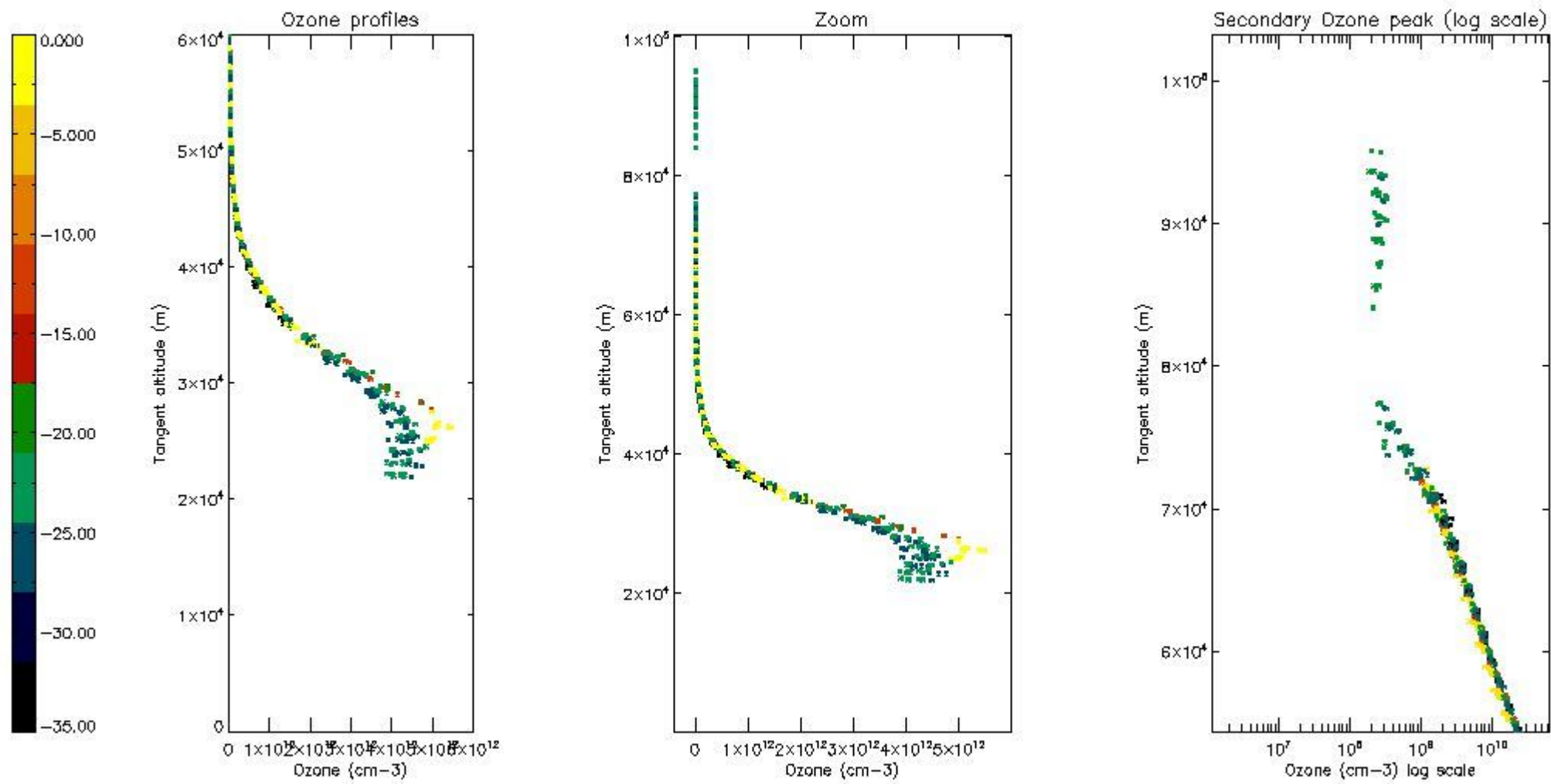
5.4 Plot ozone profiles where STD < 10% (dark without errors)

The colorbar represents the latitude.



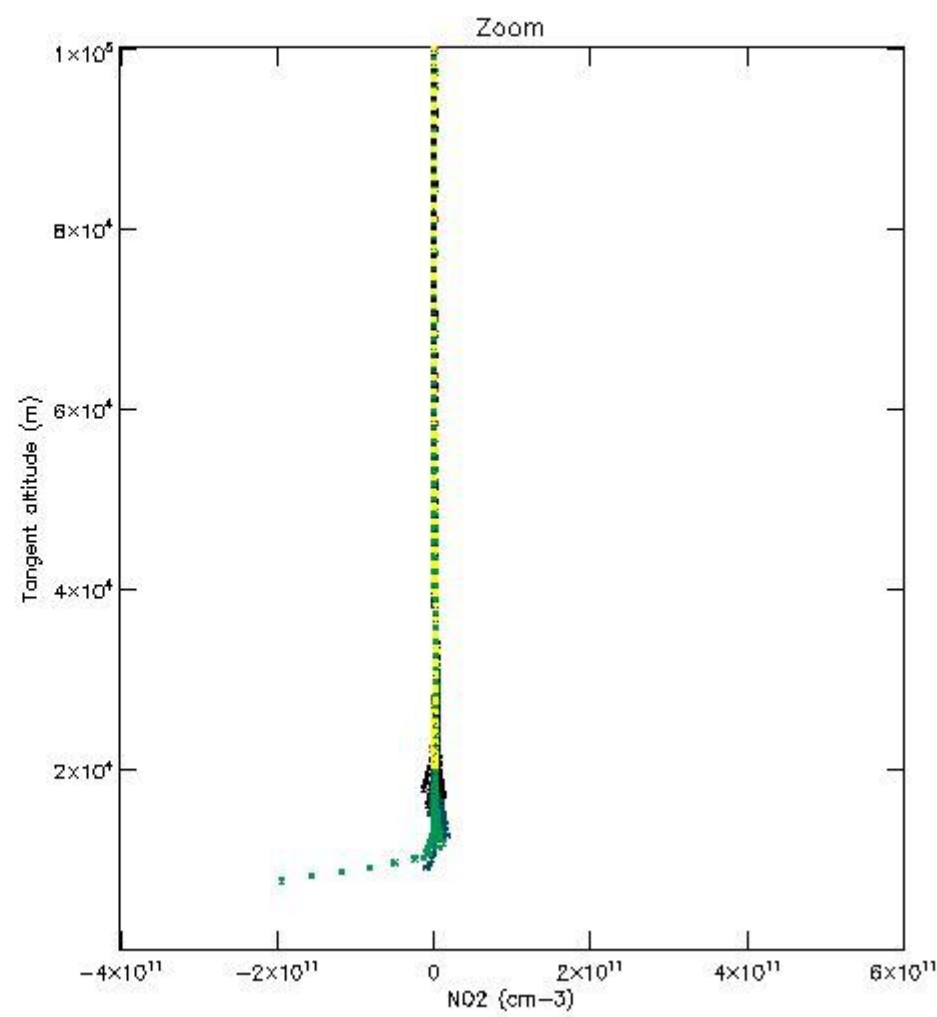
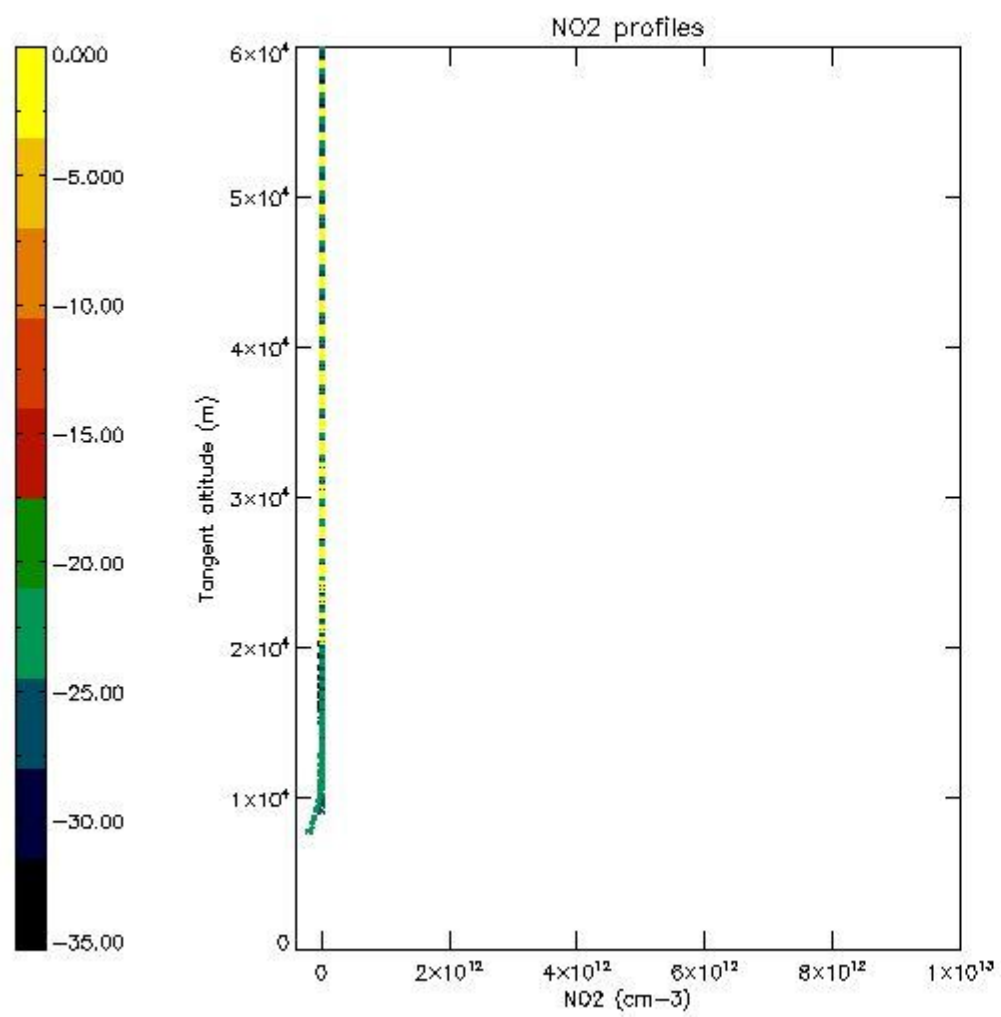
5.5 Plot ozone profiles where STD < 5% (dark without errors)

The colorbar represents the latitude.



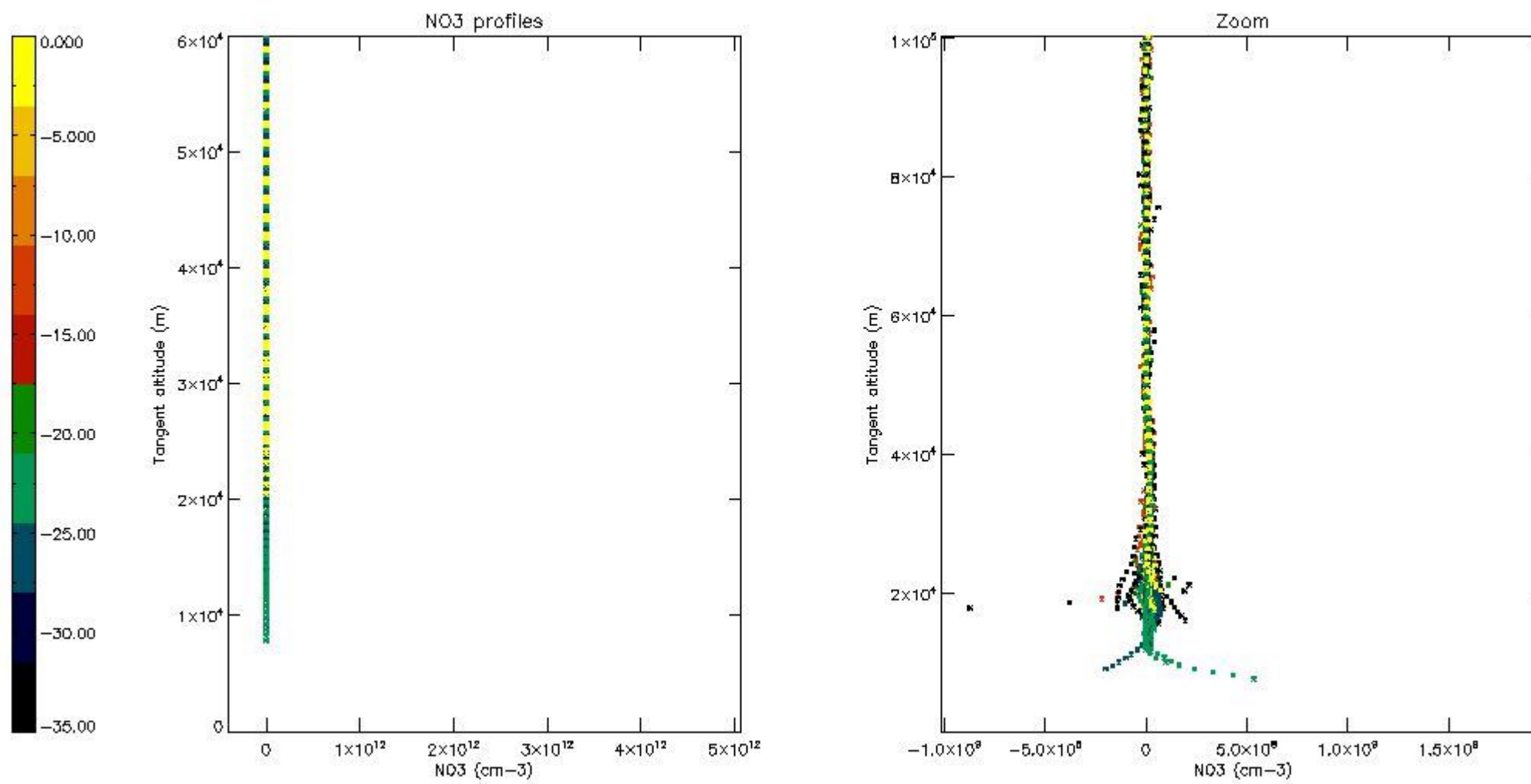
5.6 Plot NO₂ profiles for all STD (dark without errors)

The colorbar represents the latitude.



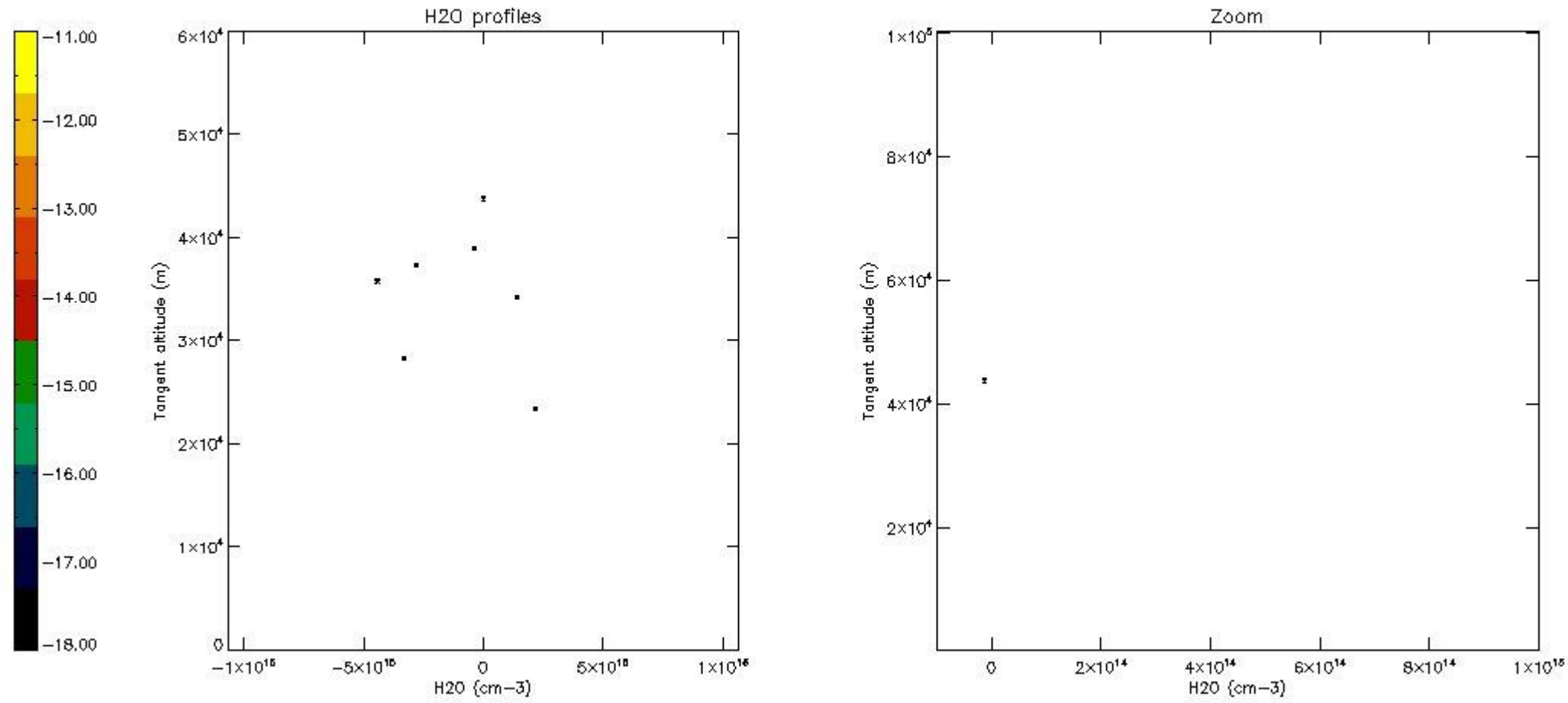
5.7 Plot NO3 profiles for all STD (dark without errors)

The colorbar represents the latitude.



5.8 Plot H2O profiles for all STD (only for occultations of stars 1,2,3,4,13,14,16,26,63 dark without errors)

The colorbar represents the latitude.



6. Auxiliary Data Files used for the production reported in section 2

The number reported in the third column indicates since which file (see list in section 2) the corresponding auxiliary file has been used. The fourth column is the date of those product files.

Type	Auxiliary Filename	Used since product	Used since product date
INST_PHYS_CHARACTERISTICS	GOM_INS_AXVIEC20091111_143220_20030716_120000_20500101_000000	1	28-NOV-2005 11:57:50
LEVEL-2_PROC_CONFIG	GOM_PR2_AXVIEC20091111_152718_20020301_000000_20500101_000000	1	28-NOV-2005 11:57:50
CROSS_SECTIONS_FILE	GOM_CRS_AXVIEC20091111_154832_20020301_000000_20500101_000000	1	28-NOV-2005 11:57:50

GOMOS Level 2 Daily Report

SUMMARY

[1. General Info](#)

[2. Summary of processed GOM_NL_2P products](#)

[3. Level 2 Quality information per product](#)

[3.1 Plot of level 2 quality information per product \(time dependant\)](#)

[3.2 Plot of level 2 quality information per product \(world map\)](#)

[4. Level 1 Quality information per product \(stored on level 2 products\)](#)

[4.1 Plot of level 1 quality information per product \(time dependant\)](#)

[4.1.1 Plot of level 1 quality information per product \(time dependant\): ASCENDING](#)

[4.1.2 Plot of level 1 quality information per product \(time dependant\): DESCENDING](#)

[4.2 Plot of level 1 quality information per product \(world map\)](#)

[4.2.1 Plot of level 1 quality information per product \(world map\): ASCENDING](#)

[4.2.2 Plot of level 1 quality information per product \(world map\): DESCENDING](#)

[5. Ozone profiles based on quality statistics and other trace gas profiles](#)

[5.1 Ozone statistics based on quality of products](#)

[5.2 Plot ozone profiles for all STD \(dark without errors\)](#)

[5.3 Plot ozone profiles where STD < 20% \(dark without errors\)](#)

[5.4. Plot ozone profiles where STD < 10% \(dark without errors\)](#)

[5.5. Plot ozone profiles where STD < 5% \(dark without errors\)](#)

[5.6 Plot NO2 profiles for all STD \(dark without errors\)](#)

[5.7 Plot NO3 profiles for all STD \(dark without errors\)](#)

[5.8 Plot H2O profiles \(only for occultations of stars 1,2,3,4,13,14,16,26,63 dark without errors\) for all STD](#)

[6. Auxiliary Data Files used for the production reported in section 2](#)

This report presents the daily analysis on parameters extracted from GOMOS level 2 data (GOM_NL__2P). It is intended to monitor some important parameters that will impact the quality of these products. A list of level 2 products (and content) that have arrived during the reporting day to the PCF is also given.

Item	Value
Time of report generation	18APR2013 12:48:24
Data source version	GOMOS/6.01
Start time of products	28-11-2005 (28NOV2005 00:00:00)
Stop time of products	29-11-2005 (29NOV2005 00:00:00)
Store outputs in DB	Yes
Nb of level 2 prods	153
Nb of prods with errors	0

2. Summary of processed GOM_NL__2P products.

Nr	Filename	UTC Start time	Limb	Duration	Star Id	Star Name	Star Mag	Star Temp	Nb Meas	Orbit	Prod. error
1	GOM_NL__2PRFIN20051128_115750_000000362042_00496_19588_8860.N1	28-NOV-2005 11:57:50	Dark	35.500	112	Alp Mus	2.6880	26000.	71	19588	No
2	GOM_NL__2PRFIN20051128_115911_000000382042_00496_19588_8861.N1	28-NOV-2005 11:59:11	Dark	37.500	124	The Car	2.7640	30000.	75	19588	No
3	GOM_NL__2PRFIN20051128_120200_000000392042_00496_19588_8862.N1	28-NOV-2005 12:02:00	Dark	39.000	29	Bet Car	1.6720	10200.	78	19588	No
4	GOM_NL__2PRFIN20051128_121640_000000372042_00496_19588_8863.N1	28-NOV-2005 12:16:40	Straylight	36.500	157	The1Eri	2.9060	9300.0	73	19588	No
5	GOM_NL__2PRFIN20051128_122900_000000442042_00496_19588_8864.N1	28-NOV-2005 12:29:00	Twilight	43.500	94	92Alp Cet	2.5260	3100.0	87	19588	No
6	GOM_NL__2PRFIN20051128_123416_000000362042_00496_19588_8865.N1	28-NOV-2005 12:34:16	Bright	36.000	105	6Bet Ari	2.6450	8900.0	72	19588	No
7	GOM_NL__2PRFIN20051128_123757_000000342042_00496_19588_8866.N1	28-NOV-2005 12:37:57	Bright	33.500	173	4Bet Tri	3.0040	8900.0	67	19588	No
8	GOM_NL__2PRFIN20051128_123930_000000372042_00496_19588_8867.N1	28-NOV-2005 12:39:30	Bright	37.000	79	26Bet Per	2.3100	13100.	74	19588	No
9	GOM_NL__2PRFIN20051128_124303_000000342042_00496_19588_8868.N1	28-NOV-2005 12:43:03	Bright	34.000	160	23Gam Per	2.9300	4700.0	68	19588	No
10	GOM_NL__2PRFIN20051128_124459_000000372042_00496_19588_8869.N1	28-NOV-2005 12:44:59	Bright	37.000	68	18Alp Cas	2.2250	4500.0	74	19588	No
11	GOM_NL__2PRFIN20051128_125304_000000362042_00496_19588_8870.N1	28-NOV-2005 12:53:04	Bright	36.000	49	1Alp UMi	1.9900	6300.0	72	19588	No
12	GOM_NL__2PRFIN20051128_125742_000000322042_00496_19588_8871.N1	28-NOV-2005 12:57:42	Bright	32.000	60	7Bet UMi	2.0810	3950.0	64	19588	No
13	GOM_NL__2PRFIN20051128_130013_000000362042_00496_19588_8872.N1	28-NOV-2005 13:00:13	Bright	36.000	119	14Eta Dra	2.7270	4700.0	72	19588	No
14	GOM_NL__2PRFIN20051128_130500_000000372042_00496_19588_8873.N1	28-NOV-2005 13:05:00	Bright	36.500	39	85Eta UMa	1.8540	24000.	73	19588	No
15	GOM_NL__2PRFIN20051128_130751_000000382042_00496_19588_8874.N1	28-NOV-2005 13:07:51	Bright	38.000	180	27Gam Boo	3.0400	8000.0	76	19588	No
16	GOM_NL__2PRFIN20051128_131050_000000342042_00496_19588_8875.N1	28-NOV-2005 13:10:50	Bright	34.000	83		2.3780	11000.	68	19588	No
17	GOM_NL__2PRFIN20051128_131321_000000342042_00496_19588_8876.N1	28-NOV-2005 13:13:21	Bright	34.000	3	16Alp Boo	-0.050000	4250.0	68	19588	No
18	GOM_NL__2PRFIN20051128_132236_000000372042_00496_19588_8877.N1	28-NOV-2005 13:22:36	Bright	36.500	15	67Alp Vir	0.97600	28000.	73	19588	No
19	GOM_NL__2PRFIN20051128_132600_000000392042_00496_19588_8878.N1	28-NOV-2005 13:26:00	Twilight	39.000	169	46Gam Hya	2.9910	4700.0	78	19588	No
20	GOM_NL__2PRFIN20051128_132932_000000382042_00496_19588_8879.N1	28-NOV-2005 13:29:32	Twilight	38.000	123	1ot Cen	2.7500	10200.	76	19588	No
21	GOM_NL__2PRFIN20051128_133331_000000402042_00496_19588_8880.N1	28-NOV-2005 13:33:31	Dark	40.000	64	Gam Cen	2.2000	10600.	80	19588	No
22	GOM_NL__2PRFIN20051128_133600_000000452042_00496_19588_8881.N1	28-NOV-2005 13:36:00	Dark	45.000	20	Bet Cru	1.2530	30000.	90	19588	No
23	GOM_NL__2PRFIN20051128_133710_000000472042_00497_19589_8860.N1	28-NOV-2005 13:37:10	Dark	46.500	12	Alp1Cru	0.77500	30000.	93	19589	No
24	GOM_NL__2PRFIN20051128_133826_000000352042_00497_19589_8861.N1	28-NOV-2005 13:38:26	Dark	35.000	112	Alp Mus	2.6880	26000.	70	19589	No
25	GOM_NL__2PRFIN20051128_133948_000000382042_00497_19589_8862.N1	28-NOV-2005 13:39:48	Dark	37.500	124	The Car	2.7640	30000.	75	19589	No
26	GOM_NL__2PRFIN20051128_134236_000000372042_00497_19589_8863.N1	28-NOV-2005 13:42:36	Dark	37.000	29	Bet Car	1.6720	10200.	74	19589	No
27	GOM_NL__2PRFIN20051128_135716_000000372042_00497_19589_8864.N1	28-NOV-2005 13:57:16	Straylight	36.500	157	The1Eri	2.9060	9300.0	73	19589	No
28	GOM_NL__2PRFIN20051128_140936_000000442042_00497_19589_8865.N1	28-NOV-2005 14:09:36	Twilight	44.000	94	92Alp Cet	2.5260	3100.0	88	19589	No
29	GOM_NL__2PRFIN20051128_141452_000000362042_00497_19589_8866.N1	28-NOV-2005 14:14:52	Bright	36.000	105	6Bet Ari	2.6450	8900.0	72	19589	No
30	GOM_NL__2PRFIN20051128_141833_000000342042_00497_19589_8867.N1	28-NOV-2005 14:18:33	Bright	34.000	173	4Bet Tri	3.0040	8900.0	68	19589	No
31	GOM_NL__2PRFIN20051128_142006_000000372042_00497_19589_8868.N1	28-NOV-2005 14:20:06	Bright	36.500	79	26Bet Per	2.3100	13100.	73	19589	No
32	GOM_NL__2PRFIN20051128_142339_000000362042_00497_19589_8869.N1	28-NOV-2005 14:23:39	Bright	36.000	160	23Gam Per	2.9300	4700.0	72	19589	No
33	GOM_NL__2PRFIN20051128_142535_000000352042_00497_19589_8870.N1	28-NOV-2005 14:25:35	Bright	35.000	68	18Alp Cas	2.2250	4500.0	70	19589	No
34	GOM_NL__2PRFIN20051128_143340_000000362042_00497_19589_8871.N1	28-NOV-2005 14:33:40	Bright	36.000	49	1Alp UMi	1.9900	6300.0	72	19589	No
35	GOM_NL__2PRFIN20051128_143818_000000372042_00497_19589_8872.N1	28-NOV-2005 14:38:18	Bright	36.500	60	7Bet UMi	2.0810	3950.0	73	19589	No
36	GOM_NL__2PRFIN20051128_144049_000000362042_00497_19589_8873.N1	28-NOV-2005 14:40:49	Bright	36.000	119	14Eta Dra	2.7270	4700.0	72	19589	No
37	GOM_NL__2PRFIN20051128_144536_000000382042_00497_19589_8874.N1	28-NOV-2005 14:45:36	Bright	37.500	39	85Eta UMa	1.8540	24000.	75	19589	No
38	GOM_NL__2PRFIN20051128_145126_000000342042_00497_19589_8875.N1	28-NOV-2005 14:51:26	Bright	33.500	83		2.3780	11000.	67	19589	No
39	GOM_NL__2PRFIN20051128_145357_000000332042_00497_19589_8876.N1	28-NOV-2005 14:53:57	Bright	33.000	3	16Alp Boo	-0.050000	4250.0	66	19589	No
40	GOM_NL__2PRFIN20051128_150312_000000542042_00497_19589_8877.N1	28-NOV-2005 15:03:12	Bright	54.000	15	67Alp Vir	0.97600	28000.	108	19589	No
41	GOM_NL__2PRFIN20051128_150636_000000402042_00497_19589_8878.N1	28-NOV-2005 15:06:36	Twilight	40.000	169	46Gam Hya	2.9910	4700.0	80	19589	No
42	GOM_NL__2PRFIN20051128_151009_000000372042_00497_19589_8879.N1	28-NOV-2005 15:10:09	Twilight	37.000	123	1ot Cen	2.7500	10200.	74	19589	No

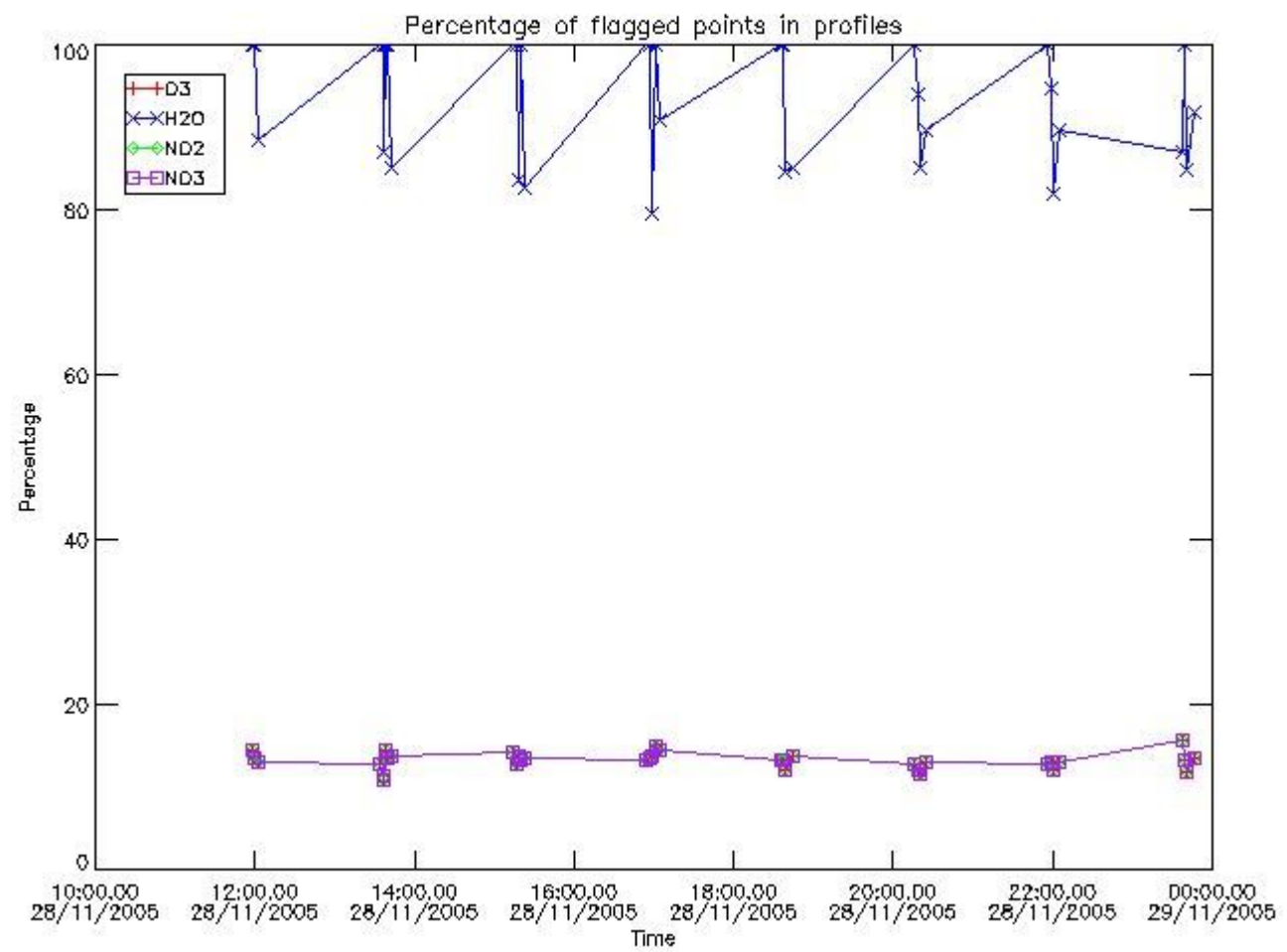
43	GOM_NL__2PRFIN20051128_151407_000000362042_00497_19589_8880.N1	28-NOV-2005 15:14:07	Dark	36.000	64	Gam Cen	2.2000	10600.	72	19589	No
44	GOM_NL__2PRFIN20051128_151636_000000402042_00497_19589_8881.N1	28-NOV-2005 15:16:36	Dark	40.000	20	Bet Cru	1.2530	30000.	80	19589	No
45	GOM_NL__2PRFIN20051128_151747_000000372042_00498_19590_8860.N1	28-NOV-2005 15:17:47	Dark	37.000	12	Alp1Cru	0.77500	30000.	74	19590	No
46	GOM_NL__2PRFIN20051128_152024_000000392042_00498_19590_8861.N1	28-NOV-2005 15:20:24	Dark	38.500	124	The Car	2.7640	30000.	77	19590	No
47	GOM_NL__2PRFIN20051128_152313_000000382042_00498_19590_8862.N1	28-NOV-2005 15:23:13	Dark	38.000	29	Bet Car	1.6720	10200.	76	19590	No
48	GOM_NL__2PRFIN20051128_153753_000000372042_00498_19590_8863.N1	28-NOV-2005 15:37:53	Straylight	37.000	157	The1Eri	2.9060	9300.0	74	19590	No
49	GOM_NL__2PRFIN20051128_155012_000000462042_00498_19590_8864.N1	28-NOV-2005 15:50:12	Twi_and_stray	45.500	94	92Alp Cet	2.5260	3100.0	91	19590	No
50	GOM_NL__2PRFIN20051128_155528_000000362042_00498_19590_8865.N1	28-NOV-2005 15:55:28	Bright	36.000	105	6Bet Ari	2.6450	8900.0	72	19590	No
51	GOM_NL__2PRFIN20051128_155909_000000342042_00498_19590_8866.N1	28-NOV-2005 15:59:09	Bright	34.000	173	4Bet Tri	3.0040	8900.0	68	19590	No
52	GOM_NL__2PRFIN20051128_160042_000000362042_00498_19590_8867.N1	28-NOV-2005 16:00:42	Bright	35.500	79	26Bet Per	2.3100	13100.	71	19590	No
53	GOM_NL__2PRFIN20051128_160415_000000372042_00498_19590_8868.N1	28-NOV-2005 16:04:15	Bright	37.000	160	23Gam Per	2.9300	4700.0	74	19590	No
54	GOM_NL__2PRFIN20051128_160626_000000352042_00498_19590_8869.N1	28-NOV-2005 16:06:26	Bright	35.000	110	37Del Cas	2.6780	8900.0	70	19590	No
55	GOM_NL__2PRFIN20051128_161416_000000362042_00498_19590_8870.N1	28-NOV-2005 16:14:16	Bright	36.000	49	1Alp UMi	1.9900	6300.0	72	19590	No
56	GOM_NL__2PRFIN20051128_161854_000000382042_00498_19590_8871.N1	28-NOV-2005 16:18:54	Bright	37.500	60	7Bet UMi	2.0810	3950.0	75	19590	No
57	GOM_NL__2PRFIN20051128_162125_000000352042_00498_19590_8872.N1	28-NOV-2005 16:21:25	Bright	35.000	119	14Eta Dra	2.7270	4700.0	70	19590	No
58	GOM_NL__2PRFIN20051128_162611_000000372042_00498_19590_8873.N1	28-NOV-2005 16:26:11	Bright	37.000	39	85Eta UMa	1.8540	24000.	74	19590	No
59	GOM_NL__2PRFIN20051128_162903_000000332042_00498_19590_8874.N1	28-NOV-2005 16:29:03	Bright	33.000	180	27Gam Boo	3.0400	8000.0	66	19590	No
60	GOM_NL__2PRFIN20051128_163202_000000332042_00498_19590_8875.N1	28-NOV-2005 16:32:02	Bright	33.000	83		2.3780	11000.	66	19590	No
61	GOM_NL__2PRFIN20051128_163433_000000342042_00498_19590_8876.N1	28-NOV-2005 16:34:33	Bright	34.000	3	16Alp Boo	-0.050000	4250.0	68	19590	No
62	GOM_NL__2PRFIN20051128_164348_000000402042_00498_19590_8877.N1	28-NOV-2005 16:43:48	Bright	39.500	15	67Alp Vir	0.97600	28000.	79	19590	No
63	GOM_NL__2PRFIN20051128_164712_000000432042_00498_19590_8878.N1	28-NOV-2005 16:47:12	Twi_and_stray	42.500	169	46Gam Hya	2.9910	4700.0	85	19590	No
64	GOM_NL__2PRFIN20051128_165045_000000372042_00498_19590_8879.N1	28-NOV-2005 16:50:45	Twilight	36.500	123	lot Cen	2.7500	10200.	73	19590	No
65	GOM_NL__2PRFIN20051128_165444_000000392042_00498_19590_8880.N1	28-NOV-2005 16:54:44	Dark	38.500	64	Gam Cen	2.2000	10600.	77	19590	No
66	GOM_NL__2PRFIN20051128_165712_000000382042_00498_19590_8881.N1	28-NOV-2005 16:57:12	Dark	37.500	20	Bet Cru	1.2530	30000.	75	19590	No
67	GOM_NL__2PRFIN20051128_165823_000000372042_00499_19591_8860.N1	28-NOV-2005 16:58:23	Dark	37.000	12	Alp1Cru	0.77500	30000.	74	19591	No
68	GOM_NL__2PRFIN20051128_170100_000000382042_00499_19591_8861.N1	28-NOV-2005 17:01:00	Dark	37.500	124	The Car	2.7640	30000.	75	19591	No
69	GOM_NL__2PRFIN20051128_170349_000000392042_00499_19591_8862.N1	28-NOV-2005 17:03:49	Dark	38.500	29	Bet Car	1.6720	10200.	77	19591	No
70	GOM_NL__2PRFIN20051128_171829_000000372042_00499_19591_8863.N1	28-NOV-2005 17:18:29	Straylight	37.000	157	The1Eri	2.9060	9300.0	74	19591	No
71	GOM_NL__2PRFIN20051128_173048_000000472042_00499_19591_8864.N1	28-NOV-2005 17:30:48	Twi_and_stray	46.500	94	92Alp Cet	2.5260	3100.0	93	19591	No
72	GOM_NL__2PRFIN20051128_173604_000000382042_00499_19591_8865.N1	28-NOV-2005 17:36:04	Bright	37.500	105	6Bet Ari	2.6450	8900.0	75	19591	No
73	GOM_NL__2PRFIN20051128_173945_000000352042_00499_19591_8866.N1	28-NOV-2005 17:39:45	Bright	35.000	173	4Bet Tri	3.0040	8900.0	70	19591	No
74	GOM_NL__2PRFIN20051128_174118_000000372042_00499_19591_8867.N1	28-NOV-2005 17:41:18	Bright	37.000	79	26Bet Per	2.3100	13100.	74	19591	No
75	GOM_NL__2PRFIN20051128_174451_000000362042_00499_19591_8868.N1	28-NOV-2005 17:44:51	Bright	36.000	160	23Gam Per	2.9300	4700.0	72	19591	No
76	GOM_NL__2PRFIN20051128_174702_000000352042_00499_19591_8869.N1	28-NOV-2005 17:47:02	Bright	35.000	110	37Del Cas	2.6780	8900.0	70	19591	No
77	GOM_NL__2PRFIN20051128_175452_000000362042_00499_19591_8870.N1	28-NOV-2005 17:54:52	Bright	36.000	49	1Alp UMi	1.9900	6300.0	72	19591	No
78	GOM_NL__2PRFIN20051128_175930_000000382042_00499_19591_8871.N1	28-NOV-2005 17:59:30	Bright	37.500	60	7Bet UMi	2.0810	3950.0	75	19591	No
79	GOM_NL__2PRFIN20051128_180201_000000382042_00499_19591_8872.N1	28-NOV-2005 18:02:01	Bright	37.500	119	14Eta Dra	2.7270	4700.0	75	19591	No
80	GOM_NL__2PRFIN20051128_180648_000000382042_00499_19591_8873.N1	28-NOV-2005 18:06:48	Bright	38.000	39	85Eta UMa	1.8540	24000.	76	19591	No
81	GOM_NL__2PRFIN20051128_180939_000000352042_00499_19591_8874.N1	28-NOV-2005 18:09:39	Bright	35.000	180	27Gam Boo	3.0400	8000.0	70	19591	No
82	GOM_NL__2PRFIN20051128_181239_000000352042_00499_19591_8875.N1	28-NOV-2005 18:12:39	Bright	34.500	83		2.3780	11000.	69	19591	No
83	GOM_NL__2PRFIN20051128_181509_000000342042_00499_19591_8876.N1	28-NOV-2005 18:15:09	Bright	34.000	3	16Alp Boo	-0.050000	4250.0	68	19591	No
84	GOM_NL__2PRFIN20051128_182425_000000392042_00499_19591_8877.N1	28-NOV-2005 18:24:25	Bright	39.000	15	67Alp Vir	0.97600	28000.	78	19591	No
85	GOM_NL__2PRFIN20051128_182749_000000402042_00499_19591_8878.N1	28-NOV-2005 18:27:49	Twi_and_stray	39.500	169	46Gam Hya	2.9910	4700.0	79	19591	No
86	GOM_NL__2PRFIN20051128_183121_000000372042_00499_19591_8879.N1	28-NOV-2005 18:31:21	Twilight	37.000	123	lot Cen	2.7500	10200.	74	19591	No
87	GOM_NL__2PRFIN20051128_183520_000000392042_00499_19591_8880.N1	28-NOV-2005 18:35:20	Dark	38.500	64	Gam Cen	2.2000	10600.	77	19591	No
88	GOM_NL__2PRFIN20051128_183748_000000392042_00499_19591_8881.N1	28-NOV-2005 18:37:48	Dark	38.500	20	Bet Cru	1.2530	30000.	77	19591	No
89	GOM_NL__2PRFIN20051128_183859_000000432042_00500_19592_8860.N1	28-NOV-2005 18:38:59	Dark	42.500	12	Alp1Cru	0.77500	30000.	85	19592	No
90	GOM_NL__2PRFIN20051128_184425_000000372042_00500_19592_8861.N1	28-NOV-2005 18:44:25	Dark	36.500	29	Bet Car	1.6720	10200.	73	19592	No
91	GOM_NL__2PRFIN20051128_185905_000000372042_00500_19592_8862.N1	28-NOV-2005 18:59:05	Straylight	37.000	157	The1Eri	2.9060	9300.0	74	19592	No
92	GOM_NL__2PRFIN20051128_191124_000000452042_00500_19592_8863.N1	28-NOV-2005 19:11:24	Twi_and_stray	45.000	94	92Alp Cet	2.5260	3100.0	90	19592	No
93	GOM_NL__2PRFIN20051128_191640_000000362042_00500_19592_8864.N1	28-NOV-2005 19:16:40	Bright	36.000	105	6Bet Ari	2.6450	8900.0	72	19592	No
94	GOM_NL__2PRFIN20051128_192021_000000362042_00500_19592_8865.N1	28-NOV-2005 19:20:21	Bright	36.000	173	4Bet Tri	3.0040	8900.0	72	19592	No
95	GOM_NL__2PRFIN20051128_192154_000000372042_00500_19592_8866.N1	28-NOV-2005 19:21:54	Bright	37.000	79	26Bet Per	2.3100	13100.	74	19592	No
96	GOM_NL__2PRFIN20051128_192527_000000362042_00500_19592_8867.N1	28-NOV-2005 19:25:27	Bright	36.000	160	23Gam Per	2.9300	4700.0	72	19592	No
97	GOM_NL__2PRFIN20051128_192738_000000352042_00500_19592_8868.N1	28-NOV-2005 19:27:38	Bright	34.500	110	37Del Cas	2.6780	8900.0	69	19592	No
98	GOM_NL__2PRFIN20051128_193528_000000362042_00500_19592_8869.N1	28-NOV-2005 19:35:28	Bright	35.500	49	1Alp UMi	1.9900	6300.0	71	19592	No
99	GOM_NL__2PRFIN20051128_194006_000000362042_00500_19592_8870.N1	28-NOV-2005 19:40:06	Bright	36.000	60	7Bet UMi	2.0810	3950.0	72	19592	No
100	GOM_NL__2PRFIN20051128_194237_000000342042_00500_19592_8871.N1	28-NOV-2005 19:42:37	Bright	34.000	119	14Eta Dra	2.7270	4700.0	68	19592	No
101	GOM_NL__2PRFIN20051128_194724_000000352042_00500_19592_8872.N1	28-NOV-2005 19:47:24	Bright	35.000	39	85Eta UMa	1.8540	24000.	70	19592	No

102	GOM_NL__2PRFIN20051128_195015_000000352042_00500_19592_8873.N1	28-NOV-2005 19:50:15	Bright	34.500	180	27Gam Boo	3.0400	8000.0	69	19592	No
103	GOM_NL__2PRFIN20051128_195315_000000342042_00500_19592_8874.N1	28-NOV-2005 19:53:15	Bright	33.500	83		2.3780	11000.	67	19592	No
104	GOM_NL__2PRFIN20051128_195545_000000342042_00500_19592_8875.N1	28-NOV-2005 19:55:45	Bright	33.500	3	16Alp Boo	-0.050000	4250.0	67	19592	No
105	GOM_NL__2PRFIN20051128_200501_000000392042_00500_19592_8876.N1	28-NOV-2005 20:05:01	Bright	39.000	15	67Alp Vir	0.97600	28000.	78	19592	No
106	GOM_NL__2PRFIN20051128_200825_000000442042_00500_19592_8877.N1	28-NOV-2005 20:08:25	Twilight	43.500	169	46Gam Hya	2.9910	4700.0	87	19592	No
107	GOM_NL__2PRFIN20051128_201157_000000392042_00500_19592_8878.N1	28-NOV-2005 20:11:57	Twilight	38.500	123	lot Cen	2.7500	10200.	77	19592	No
108	GOM_NL__2PRFIN20051128_201556_000000402042_00500_19592_8879.N1	28-NOV-2005 20:15:56	Dark	40.000	64	Gam Cen	2.2000	10600.	80	19592	No
109	GOM_NL__2PRFIN20051128_201825_000000422042_00500_19592_8880.N1	28-NOV-2005 20:18:25	Dark	42.000	20	Bet Cru	1.2530	30000.	84	19592	No
110	GOM_NL__2PRFIN20051128_201935_000000442042_00501_19593_8860.N1	28-NOV-2005 20:19:35	Dark	44.000	12	Alp1Cru	0.77500	30000.	88	19593	No
111	GOM_NL__2PRFIN20051128_202502_000000392042_00501_19593_8861.N1	28-NOV-2005 20:25:02	Dark	38.500	29	Bet Car	1.6720	10200.	77	19593	No
112	GOM_NL__2PRFIN20051128_203941_000000382042_00501_19593_8862.N1	28-NOV-2005 20:39:41	Straylight	38.000	157	The1Eri	2.9060	9300.0	76	19593	No
113	GOM_NL__2PRFIN20051128_205200_000000432042_00501_19593_8863.N1	28-NOV-2005 20:52:00	Twilight	42.500	94	92Alp Cet	2.5260	3100.0	85	19593	No
114	GOM_NL__2PRFIN20051128_205717_000000362042_00501_19593_8864.N1	28-NOV-2005 20:57:17	Bright	35.500	105	6Bet Ari	2.6450	8900.0	71	19593	No
115	GOM_NL__2PRFIN20051128_210057_000000352042_00501_19593_8865.N1	28-NOV-2005 21:00:57	Bright	35.000	173	4Bet Tri	3.0040	8900.0	70	19593	No
116	GOM_NL__2PRFIN20051128_210229_000000362042_00501_19593_8866.N1	28-NOV-2005 21:02:29	Bright	36.000	79	26Bet Per	2.3100	13100.	72	19593	No
117	GOM_NL__2PRFIN20051128_210602_000000362042_00501_19593_8867.N1	28-NOV-2005 21:06:02	Bright	35.500	160	23Gam Per	2.9300	4700.0	71	19593	No
118	GOM_NL__2PRFIN20051128_210814_000000362042_00501_19593_8868.N1	28-NOV-2005 21:08:14	Bright	35.500	110	37Del Cas	2.6780	8900.0	71	19593	No
119	GOM_NL__2PRFIN20051128_211604_000000362042_00501_19593_8869.N1	28-NOV-2005 21:16:04	Bright	35.500	49	1Alp UMi	1.9900	6300.0	71	19593	No
120	GOM_NL__2PRFIN20051128_212042_000000372042_00501_19593_8870.N1	28-NOV-2005 21:20:42	Bright	37.000	60	7Bet UMi	2.0810	3950.0	74	19593	No
121	GOM_NL__2PRFIN20051128_212314_000000372042_00501_19593_8871.N1	28-NOV-2005 21:23:14	Bright	36.500	119	14Eta Dra	2.7270	4700.0	73	19593	No
122	GOM_NL__2PRFIN20051128_212800_000000352042_00501_19593_8872.N1	28-NOV-2005 21:28:00	Bright	35.000	39	85Eta UMa	1.8540	24000.	70	19593	No
123	GOM_NL__2PRFIN20051128_213051_000000342042_00501_19593_8873.N1	28-NOV-2005 21:30:51	Bright	33.500	180	27Gam Boo	3.0400	8000.0	67	19593	No
124	GOM_NL__2PRFIN20051128_213351_000000342042_00501_19593_8874.N1	28-NOV-2005 21:33:51	Bright	34.000	83		2.3780	11000.	68	19593	No
125	GOM_NL__2PRFIN20051128_213622_000000342042_00501_19593_8875.N1	28-NOV-2005 21:36:22	Bright	34.000	3	16Alp Boo	-0.050000	4250.0	68	19593	No
126	GOM_NL__2PRFIN20051128_214537_000000352042_00501_19593_8876.N1	28-NOV-2005 21:45:37	Bright	35.000	15	67Alp Vir	0.97600	28000.	70	19593	No
127	GOM_NL__2PRFIN20051128_214901_000000432042_00501_19593_8877.N1	28-NOV-2005 21:49:01	Twilight	43.000	169	46Gam Hya	2.9910	4700.0	86	19593	No
128	GOM_NL__2PRFIN20051128_215234_000000382042_00501_19593_8878.N1	28-NOV-2005 21:52:34	Twilight	38.000	123	lot Cen	2.7500	10200.	76	19593	No
129	GOM_NL__2PRFIN20051128_215633_000000402042_00501_19593_8879.N1	28-NOV-2005 21:56:33	Dark	40.000	64	Gam Cen	2.2000	10600.	80	19593	No
130	GOM_NL__2PRFIN20051128_215901_000000392042_00501_19593_8880.N1	28-NOV-2005 21:59:01	Dark	39.000	20	Bet Cru	1.2530	30000.	78	19593	No
131	GOM_NL__2PRFIN20051128_220011_000000422043_00001_19594_8860.N1	28-NOV-2005 22:00:11	Dark	42.000	12	Alp1Cru	0.77500	30000.	84	19594	No
132	GOM_NL__2PRFIN20051128_220538_000000392043_00001_19594_8861.N1	28-NOV-2005 22:05:38	Dark	39.000	29	Bet Car	1.6720	10200.	78	19594	No
133	GOM_NL__2PRFIN20051128_222017_000000372043_00001_19594_8862.N1	28-NOV-2005 22:20:17	Straylight	37.000	157	The1Eri	2.9060	9300.0	74	19594	No
134	GOM_NL__2PRFIN20051128_223236_000000402043_00001_19594_8863.N1	28-NOV-2005 22:32:36	Twilight	40.000	94	92Alp Cet	2.5260	3100.0	80	19594	No
135	GOM_NL__2PRFIN20051128_223753_000000362043_00001_19594_8864.N1	28-NOV-2005 22:37:53	Bright	36.000	105	6Bet Ari	2.6450	8900.0	72	19594	No
136	GOM_NL__2PRFIN20051128_224133_000000342043_00001_19594_8865.N1	28-NOV-2005 22:41:33	Bright	34.000	173	4Bet Tri	3.0040	8900.0	68	19594	No
137	GOM_NL__2PRFIN20051128_224305_000000362043_00001_19594_8866.N1	28-NOV-2005 22:43:05	Bright	35.500	79	26Bet Per	2.3100	13100.	71	19594	No
138	GOM_NL__2PRFIN20051128_224638_000000352043_00001_19594_8867.N1	28-NOV-2005 22:46:38	Bright	35.000	160	23Gam Per	2.9300	4700.0	70	19594	No
139	GOM_NL__2PRFIN20051128_224851_000000342043_00001_19594_8868.N1	28-NOV-2005 22:48:51	Bright	33.500	110	37Del Cas	2.6780	8900.0	67	19594	No
140	GOM_NL__2PRFIN20051128_225640_000000372043_00001_19594_8869.N1	28-NOV-2005 22:56:40	Bright	36.500	49	1Alp UMi	1.9900	6300.0	73	19594	No
141	GOM_NL__2PRFIN20051128_230118_000000382043_00001_19594_8870.N1	28-NOV-2005 23:01:18	Bright	37.500	60	7Bet UMi	2.0810	3950.0	75	19594	No
142	GOM_NL__2PRFIN20051128_230350_000000362043_00001_19594_8871.N1	28-NOV-2005 23:03:50	Bright	35.500	119	14Eta Dra	2.7270	4700.0	71	19594	No
143	GOM_NL__2PRFIN20051128_230835_000000372043_00001_19594_8872.N1	28-NOV-2005 23:08:35	Bright	36.500	39	85Eta UMa	1.8540	24000.	73	19594	No
144	GOM_NL__2PRFIN20051128_231127_000000342043_00001_19594_8873.N1	28-NOV-2005 23:11:27	Bright	34.000	180	27Gam Boo	3.0400	8000.0	68	19594	No
145	GOM_NL__2PRFIN20051128_231427_000000352043_00001_19594_8874.N1	28-NOV-2005 23:14:27	Bright	34.500	83		2.3780	11000.	69	19594	No
146	GOM_NL__2PRFIN20051128_231658_000000332043_00001_19594_8875.N1	28-NOV-2005 23:16:58	Bright	33.000	3	16Alp Boo	-0.050000	4250.0	66	19594	No
147	GOM_NL__2PRFIN20051128_232614_000000472043_00001_19594_8876.N1	28-NOV-2005 23:26:14	Bright	46.500	15	67Alp Vir	0.97600	28000.	93	19594	No
148	GOM_NL__2PRFIN20051128_232938_000000412043_00001_19594_8877.N1	28-NOV-2005 23:29:38	Twilight	40.500	169	46Gam Hya	2.9910	4700.0	81	19594	No
149	GOM_NL__2PRFIN20051128_233310_000000382043_00001_19594_8878.N1	28-NOV-2005 23:33:10	Twilight	38.000	123	lot Cen	2.7500	10200.	76	19594	No
150	GOM_NL__2PRFIN20051128_233709_000000392043_00001_19594_8879.N1	28-NOV-2005 23:37:09	Dark	39.000	64	Gam Cen	2.2000	10600.	78	19594	No
151	GOM_NL__2PRFIN20051128_233937_000000392043_00001_19594_8880.N1	28-NOV-2005 23:39:37	Dark	38.500	20	Bet Cru	1.2530	30000.	77	19594	No
152	GOM_NL__2PRFIN20051128_234047_000000432043_00002_19595_8860.N1	28-NOV-2005 23:40:47	Dark	43.000	12	Alp1Cru	0.77500	30000.	86	19595	No
153	GOM_NL__2PRFIN20051128_234614_000000382043_00002_19595_8861.N1	28-NOV-2005 23:46:14	Dark	37.500	29	Bet Car	1.6720	10200.	75	19595	No

3. Quality information per product

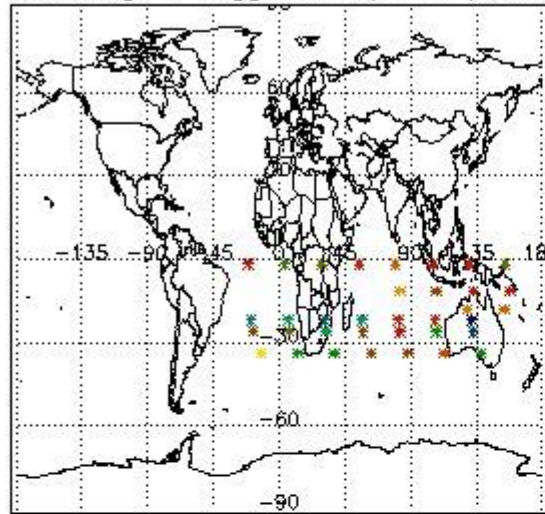
In this section it is plotted some information contained in the Quality Summary data set of the level 2 products. Only products in dark limb conditions and without errors (error flag in the MPH set to "0") are used.

3.1 Plot quality information per product (time dependant)

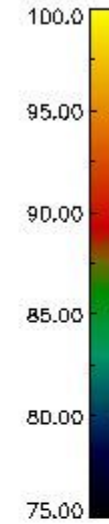
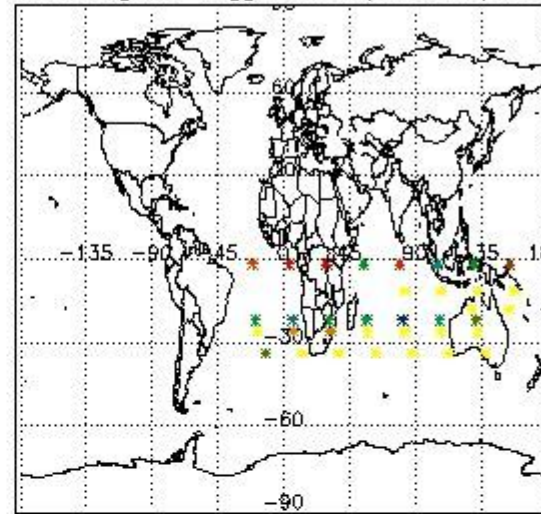


3.2 Plot quality information per product (world map)

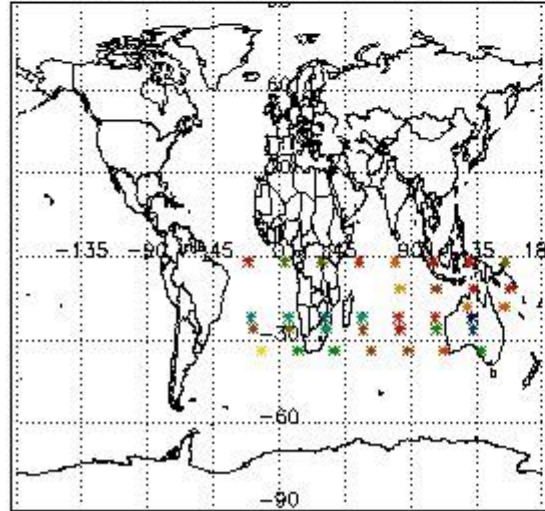
Percentage of flagged data per O3 profile



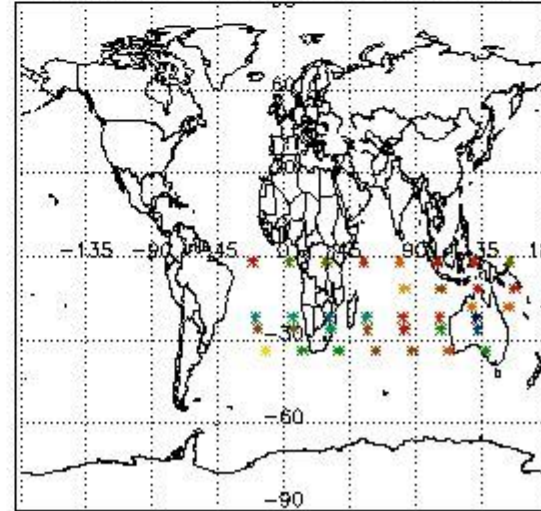
Percentage of flagged data per H2O profile



Percentage of flagged data per NO2 profile



Percentage of flagged data per NO3 profile

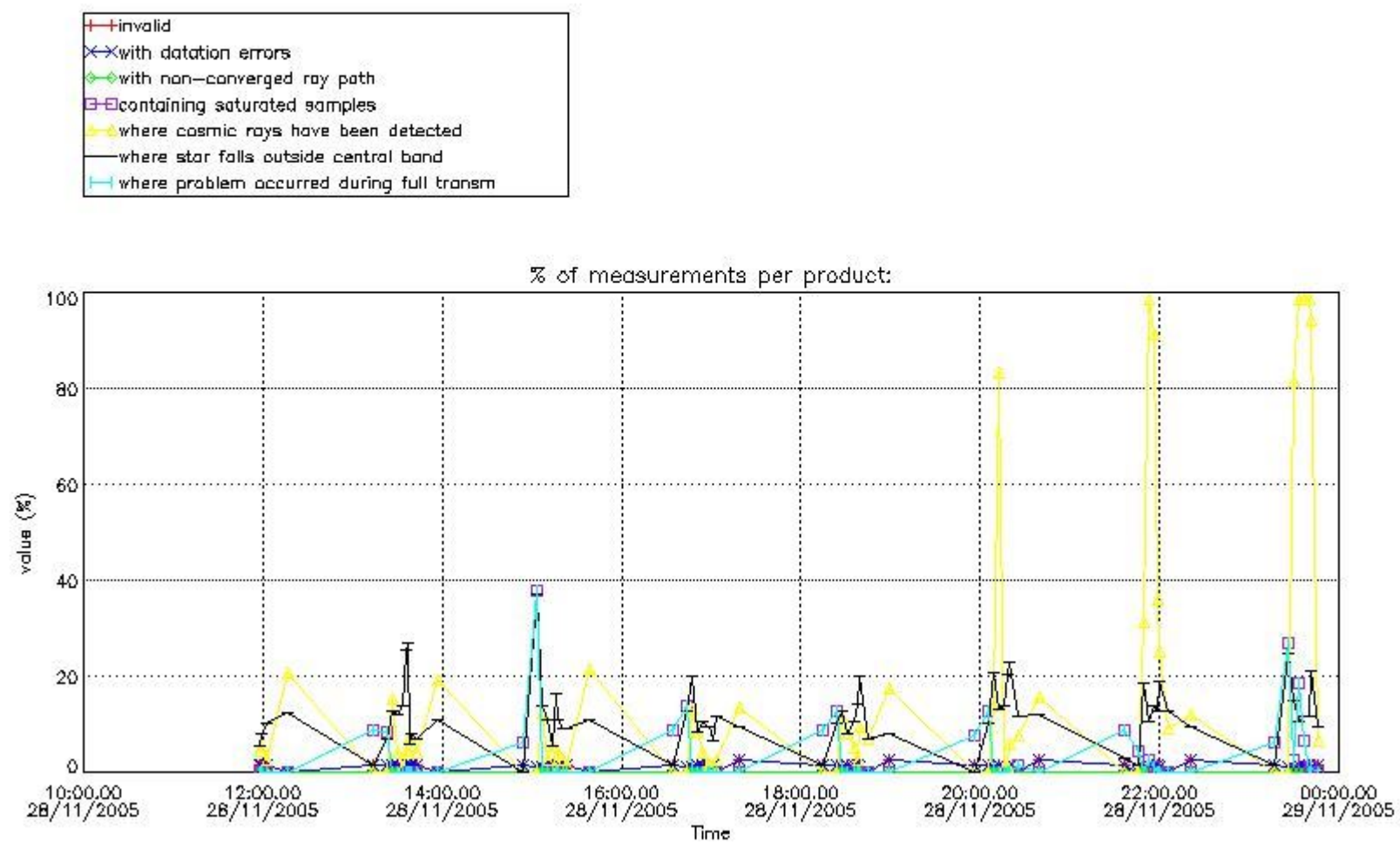


4. Level 1 quality information per product

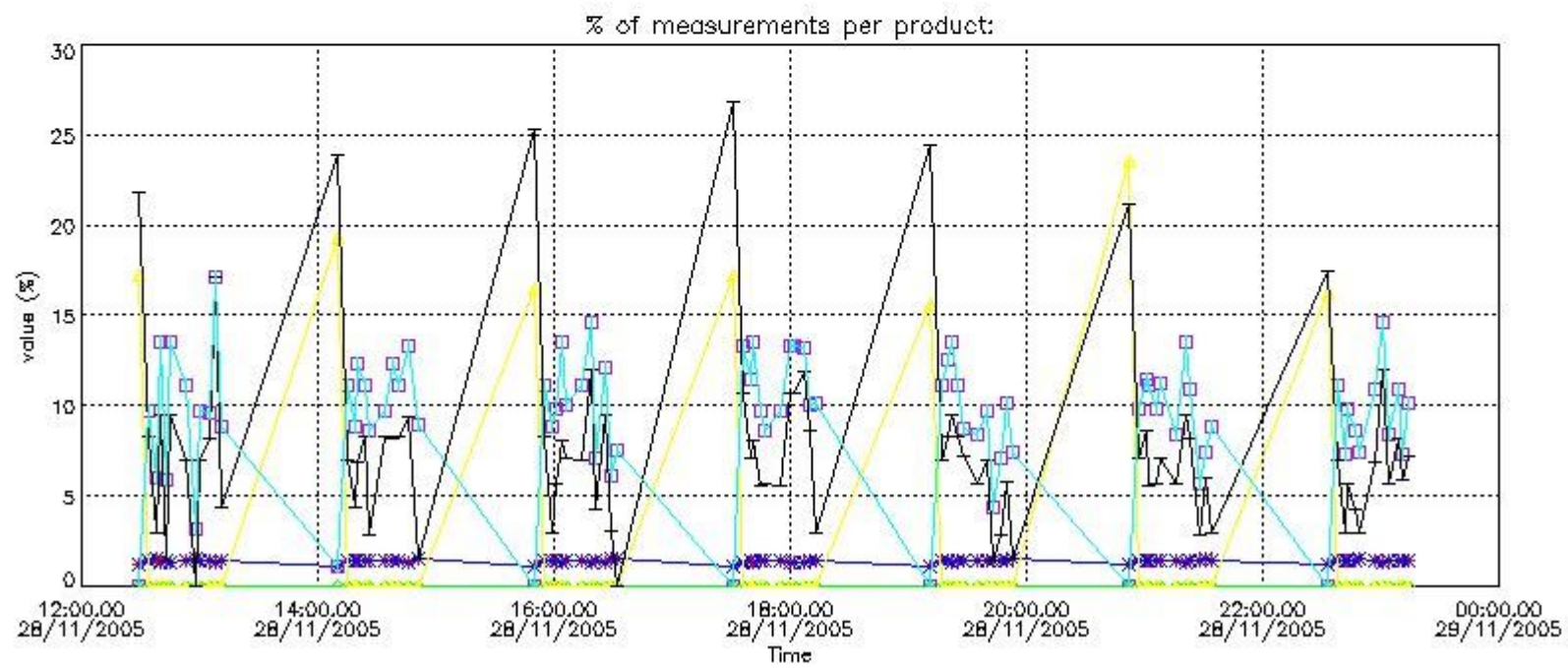
In this section it is plotted some information contained in the Quality Summary data set of the level 2 products that comes from the level 1b processing. Products without errors (error flag in the MPH set to "0") are used.

4.1 Plot quality information per product (time dependant) coming from level 1b processing

4.1.1 Plot level 1 quality information per product (time dependant): ENVISAT ASCENDING passes



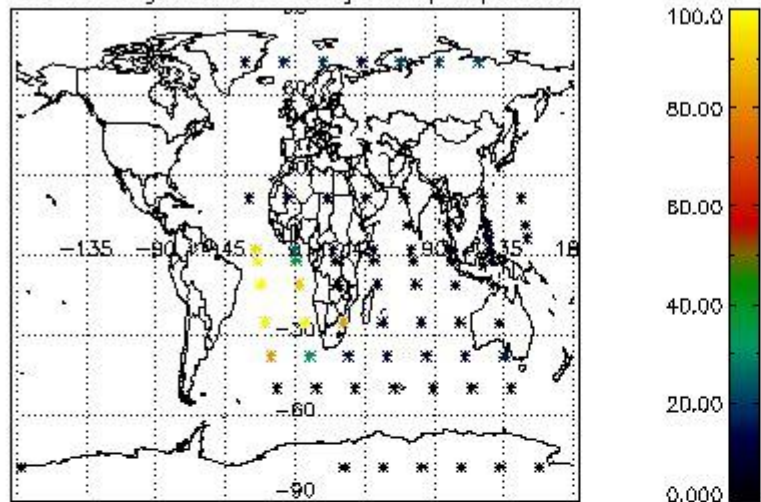
4.1.2 Plot level 1 quality information per product (time dependant): ENVI SAT DESCENDING passes



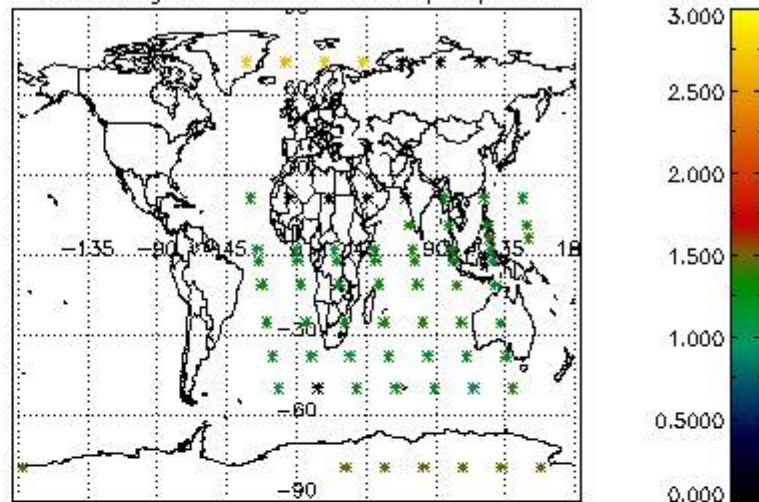
4.2 Plot quality information per product coming from level 1b processing (world map)

4.2.1 Plot level 1 quality information per product (world map): ENVISAT ASCENDING passes

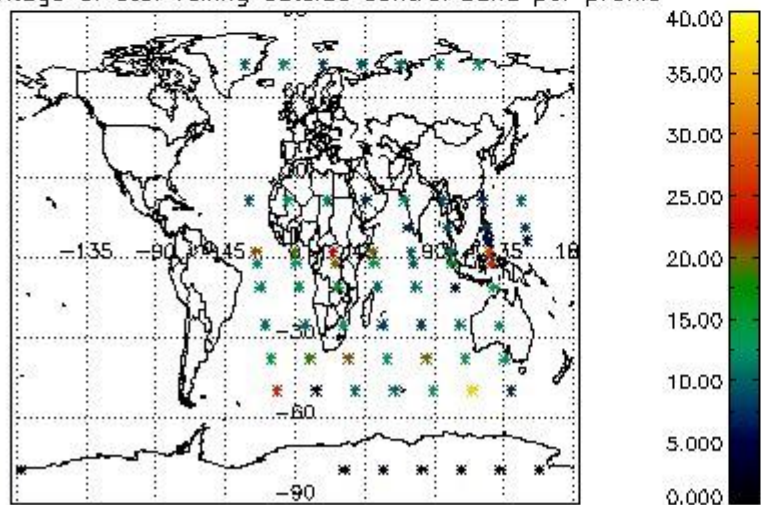
Percentage of cosmic ray hits per profile



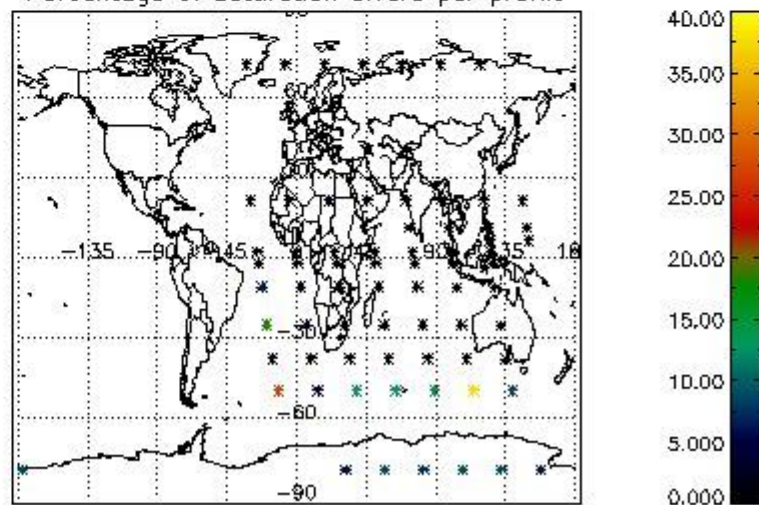
Percentage of datation errors per profile



Percentage of star falling outside central band per profile

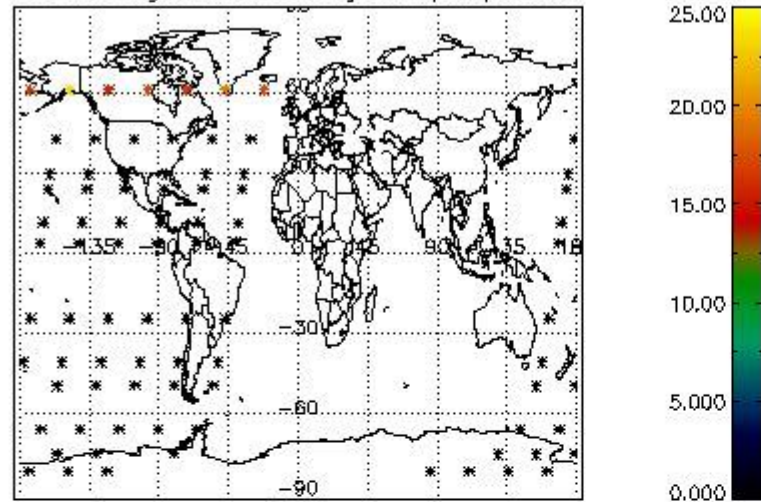


Percentage of saturation errors per profile

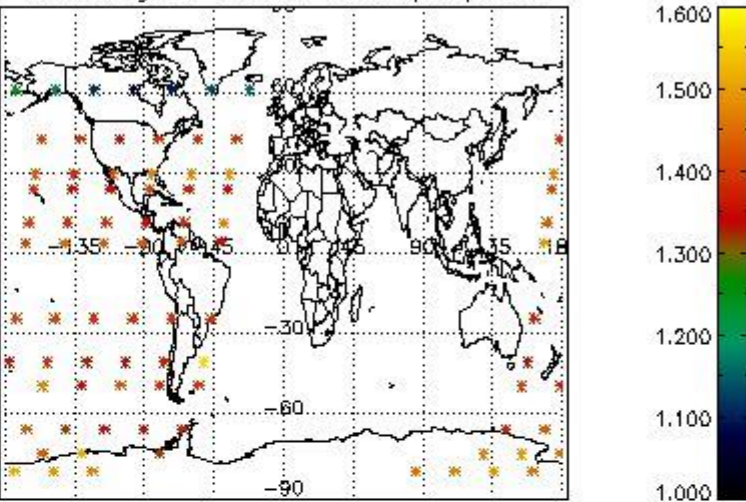


4.2.2 Plot level 1 quality information per product (world map): ENVISAT DESCENDING passes

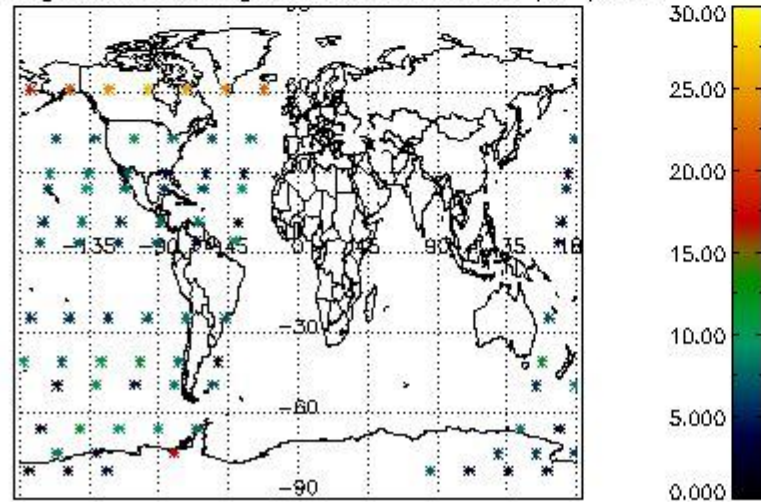
Percentage of cosmic ray hits per profile



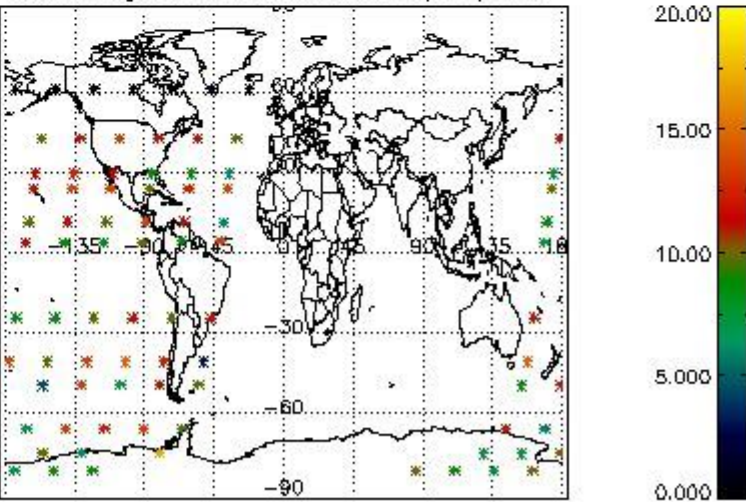
Percentage of datation errors per profile



Percentage of star falling outside central band per profile



Percentage of saturation errors per profile



5. Trace gas profiles

5.1 Ozone statistics based on quality of products

The final quality of the products can be "measured" using the STD (Standard Deviation) attached to every point profile. This information is written to the parameter GOM_NL__2P/NL_LOCAL_SPECIES_DENSITY/o3_std of the level 2 products. The table below shows the statistics for given STD ranges.

The statistics are given with respect to the overall valid production:

- Products without fatal errors: GOM_NL__2P/MPH/PRODUCT_ERR=0
- Valid point profile: GOM_NL__2P/NL_LOCAL_SPECIES_DENSITY/pcd(0)=0

The 'Criteria' is applied to valid points of dark limb products:

- Products in dark limb illumination condition: GOM_NL__2P/NL_SUMMARY_QUALITY/obs_ill_cond=0
- Products without fatal errors: GOM_NL__2P/MPH/PRODUCT_ERR=0
- Valid point profile: GOM_NL__2P/NL_LOCAL_SPECIES_DENSITY/pcd(0)=0

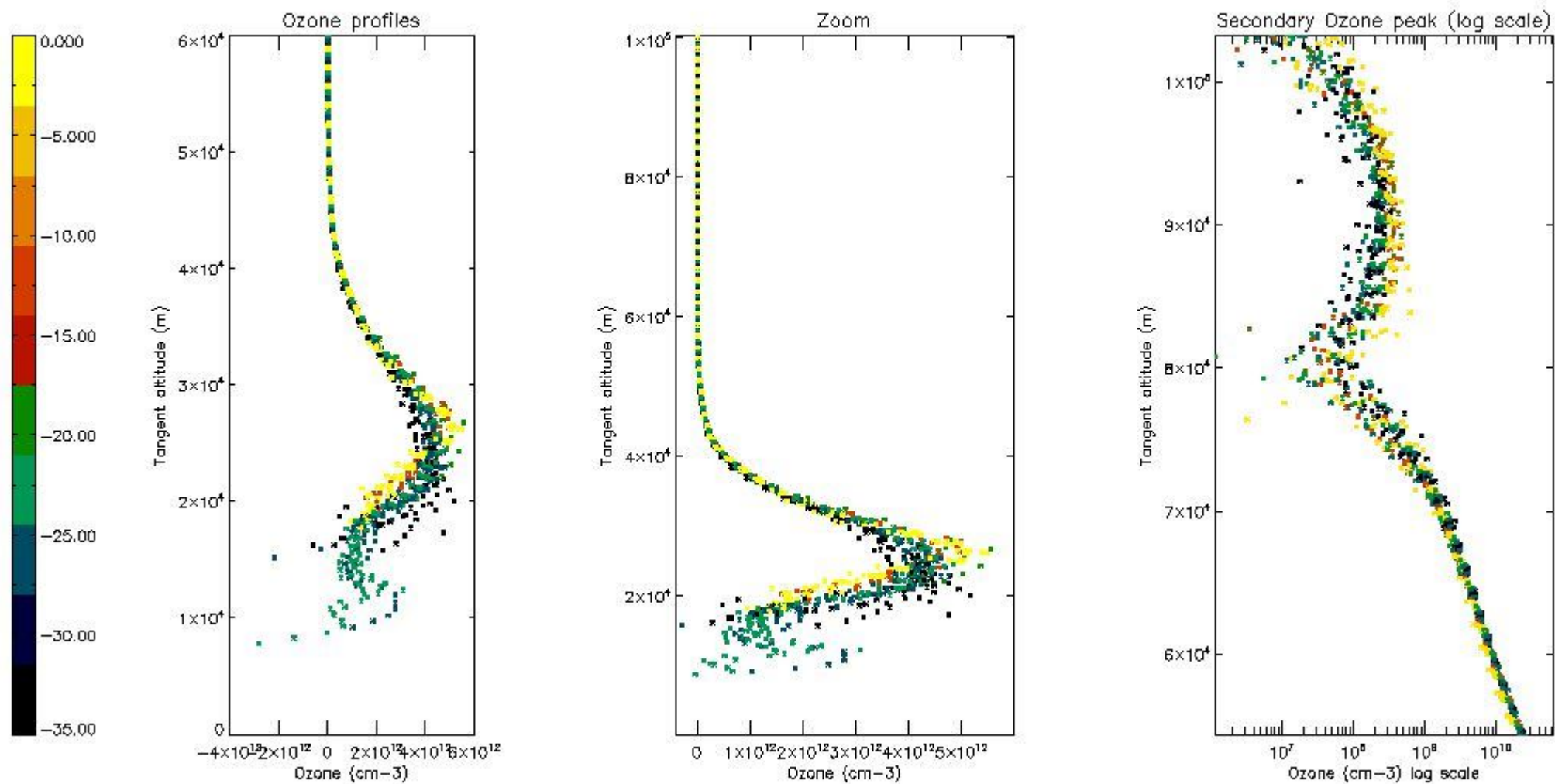
So, the table below shows the percentage of dark limb and valid observations for each criteria with respect to the overall valid daily observations.

Criteria	% of total production
All STD	25
STD < 20	17

STD < 10	15
STD < 5	11

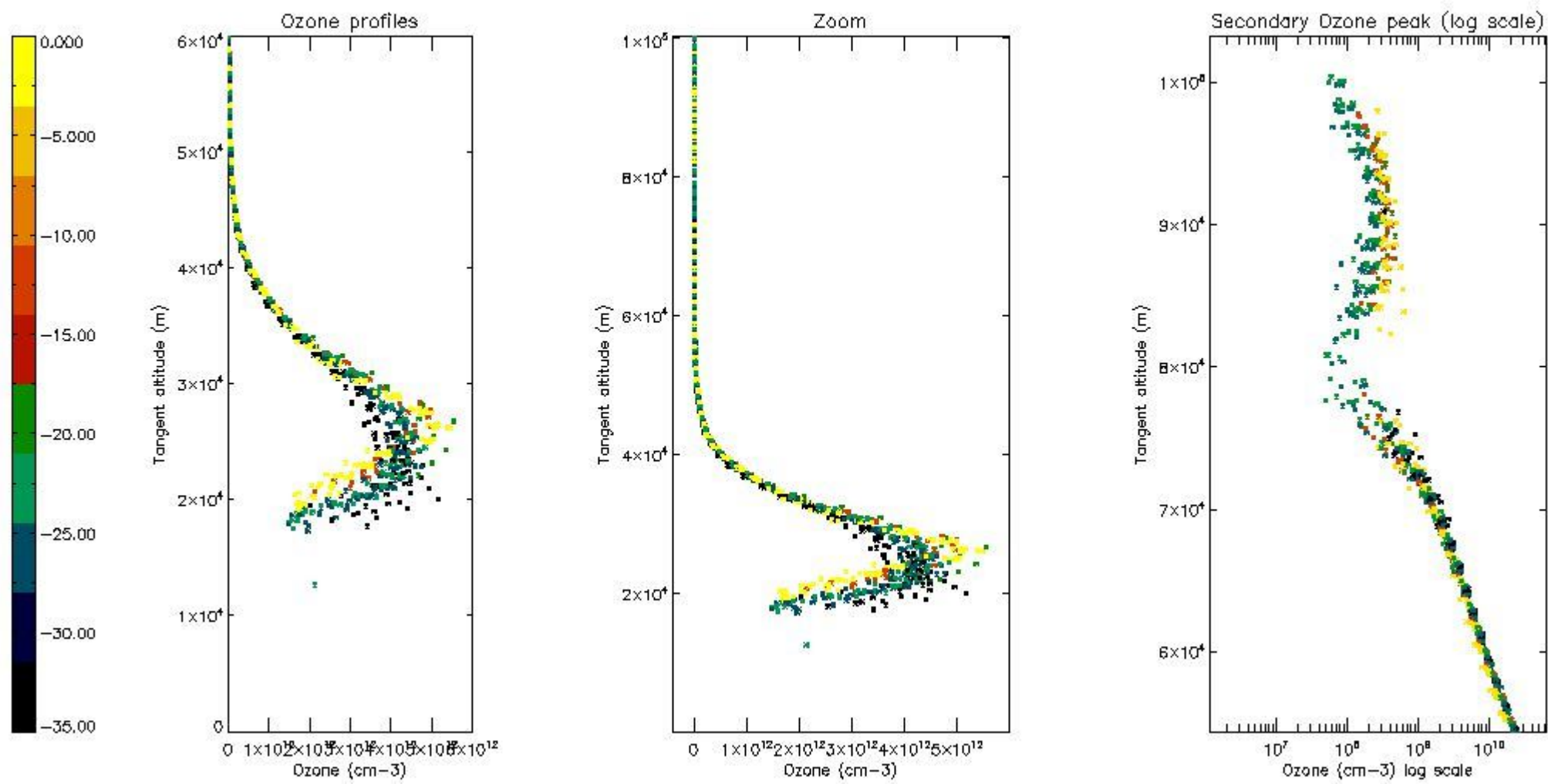
5.2 Plot ozone profiles for all STD (dark without errors)

The colorbar represents the latitude.



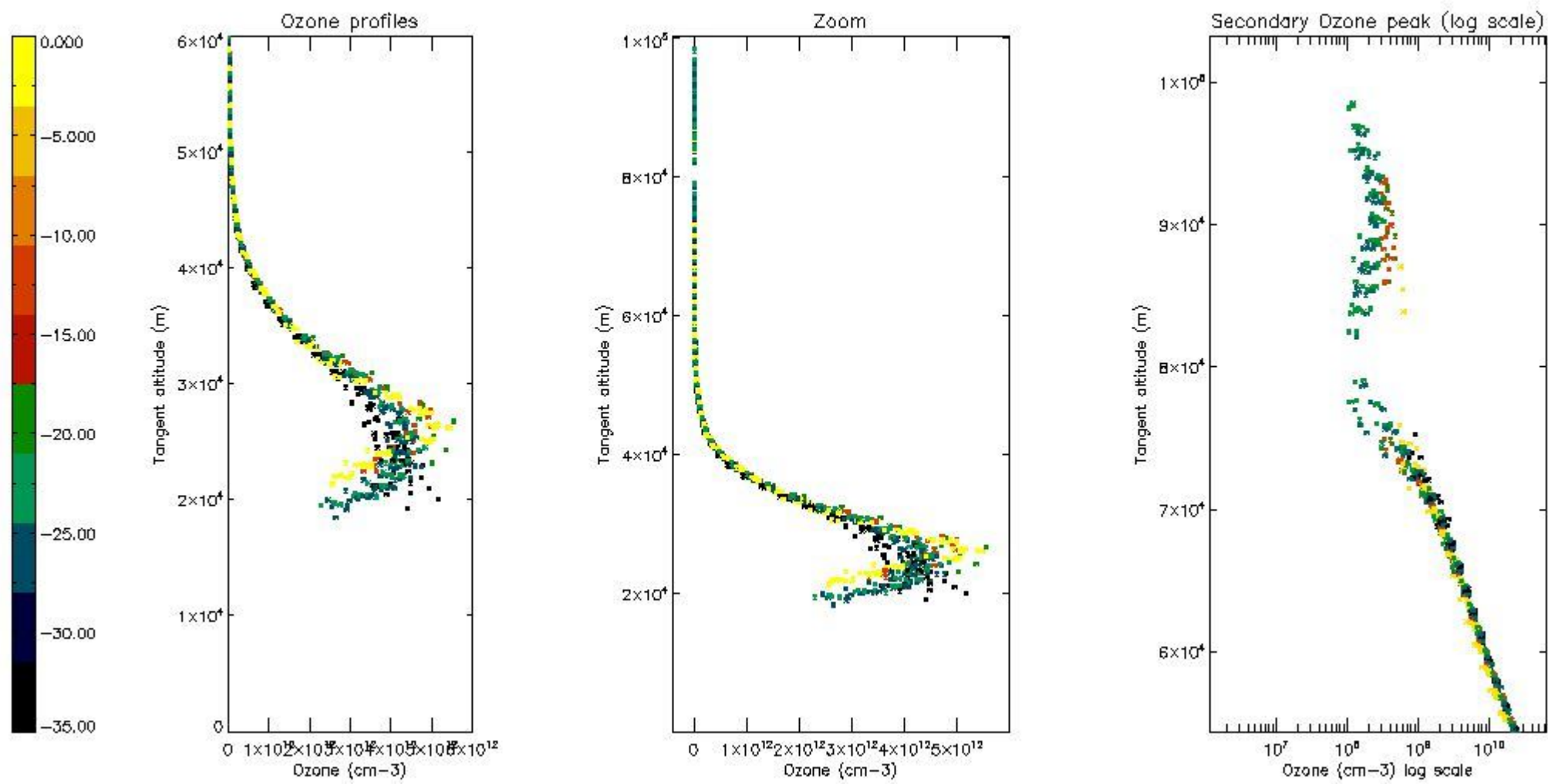
5.3 Plot ozone profiles where STD < 20% (dark without errors)

The colorbar represents the latitude.



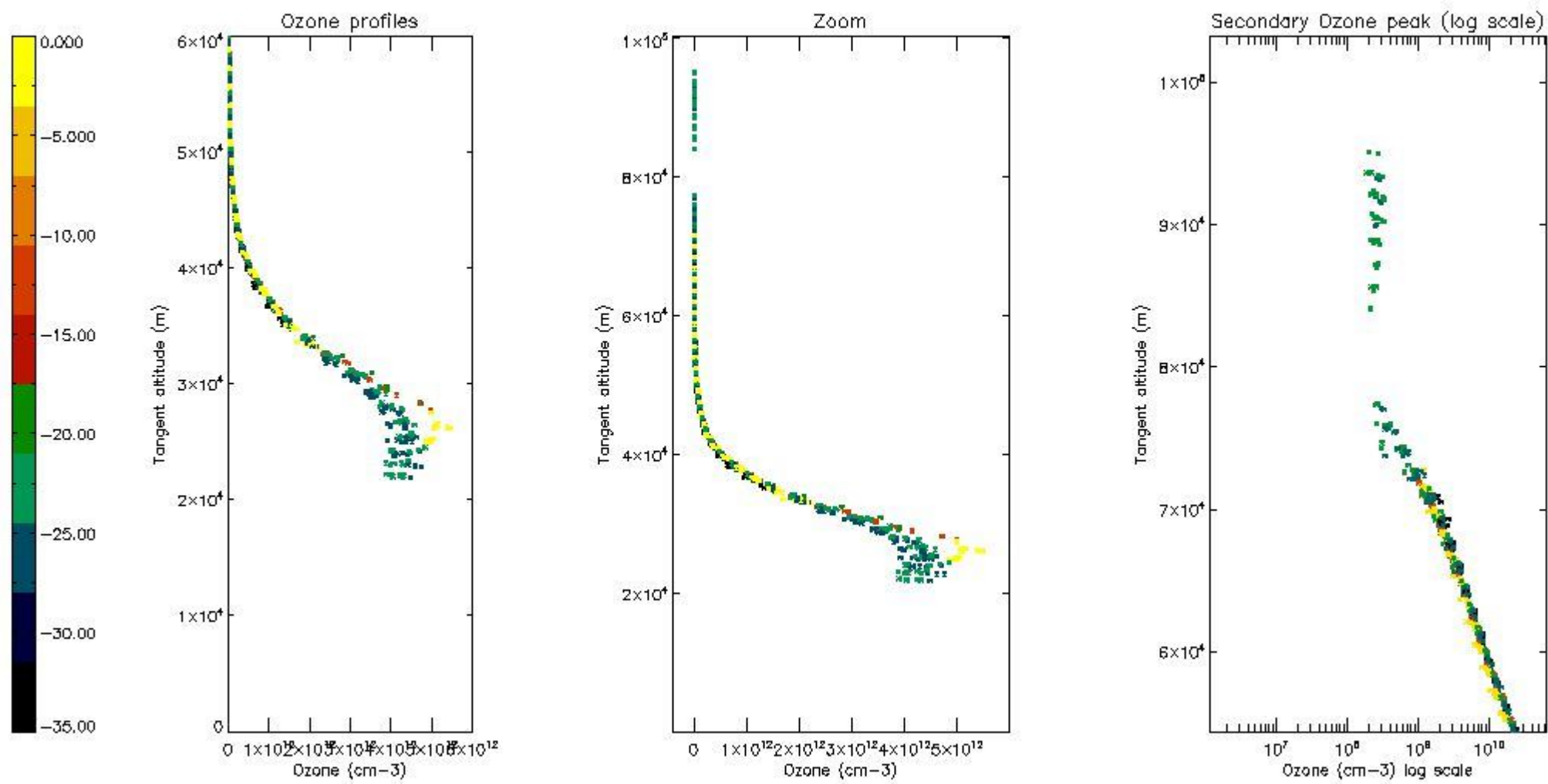
5.4 Plot ozone profiles where STD < 10% (dark without errors)

The colorbar represents the latitude.



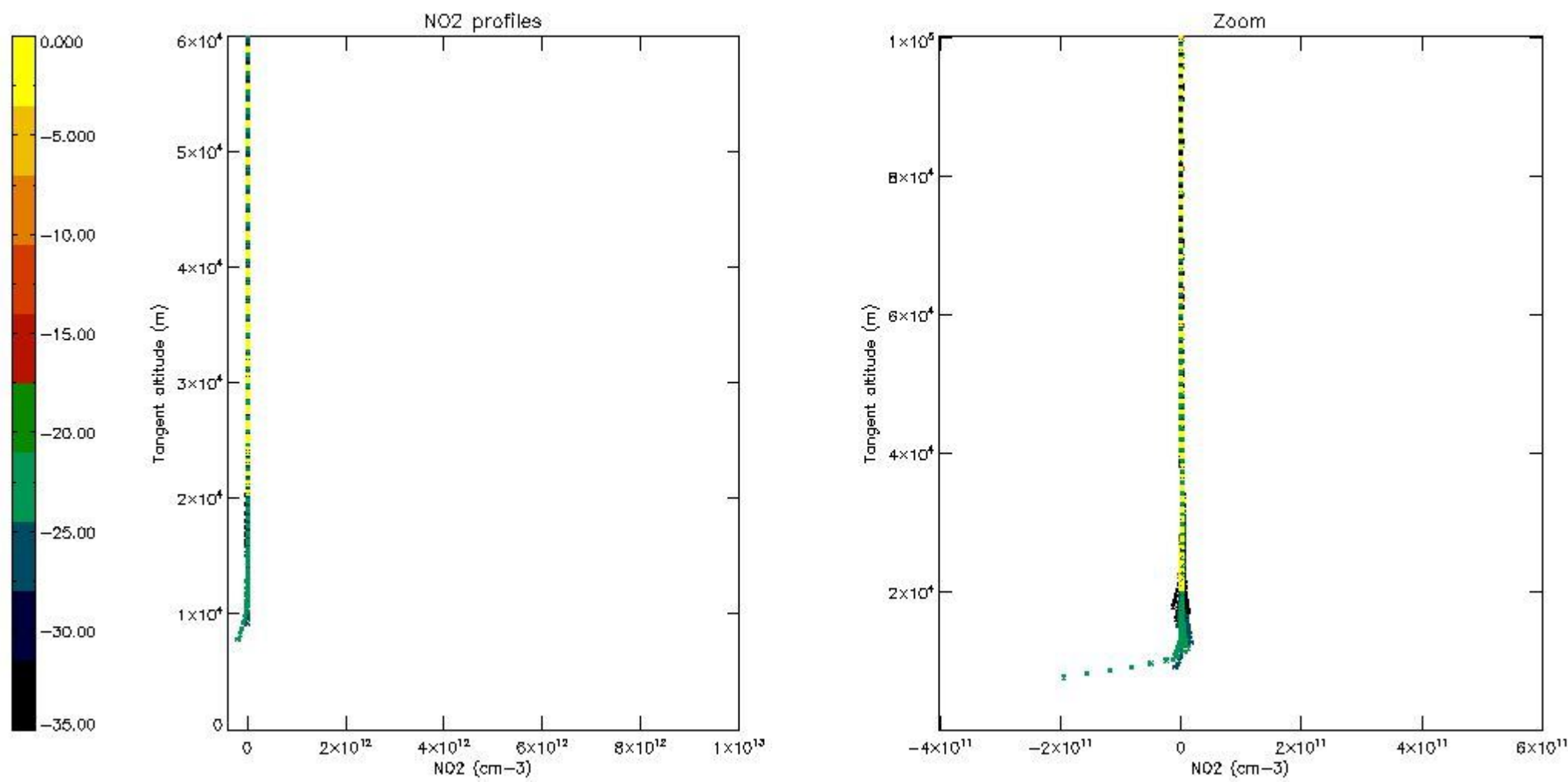
5.5 Plot ozone profiles where STD < 5% (dark without errors)

The colorbar represents the latitude.



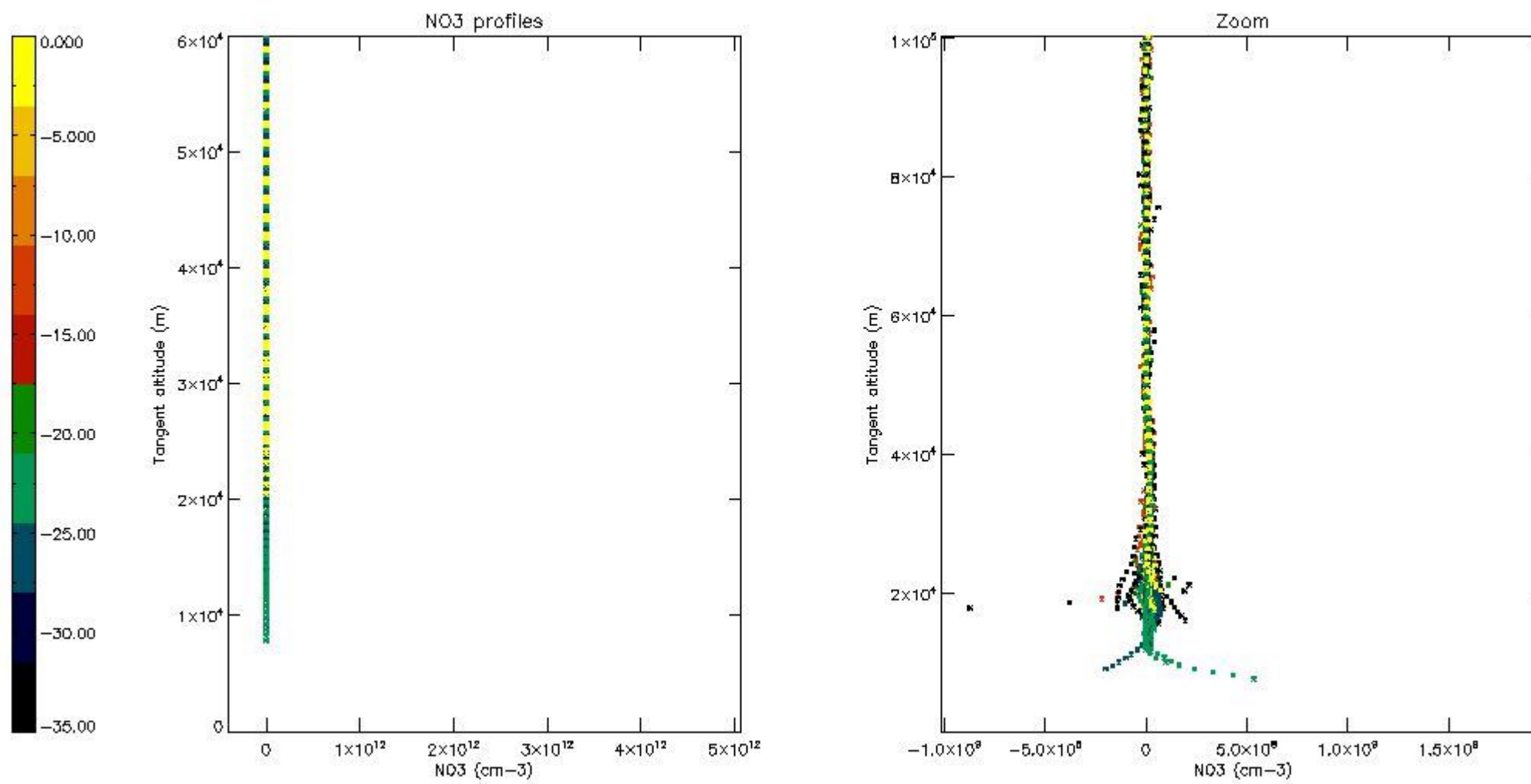
5.6 Plot NO₂ profiles for all STD (dark without errors)

The colorbar represents the latitude.



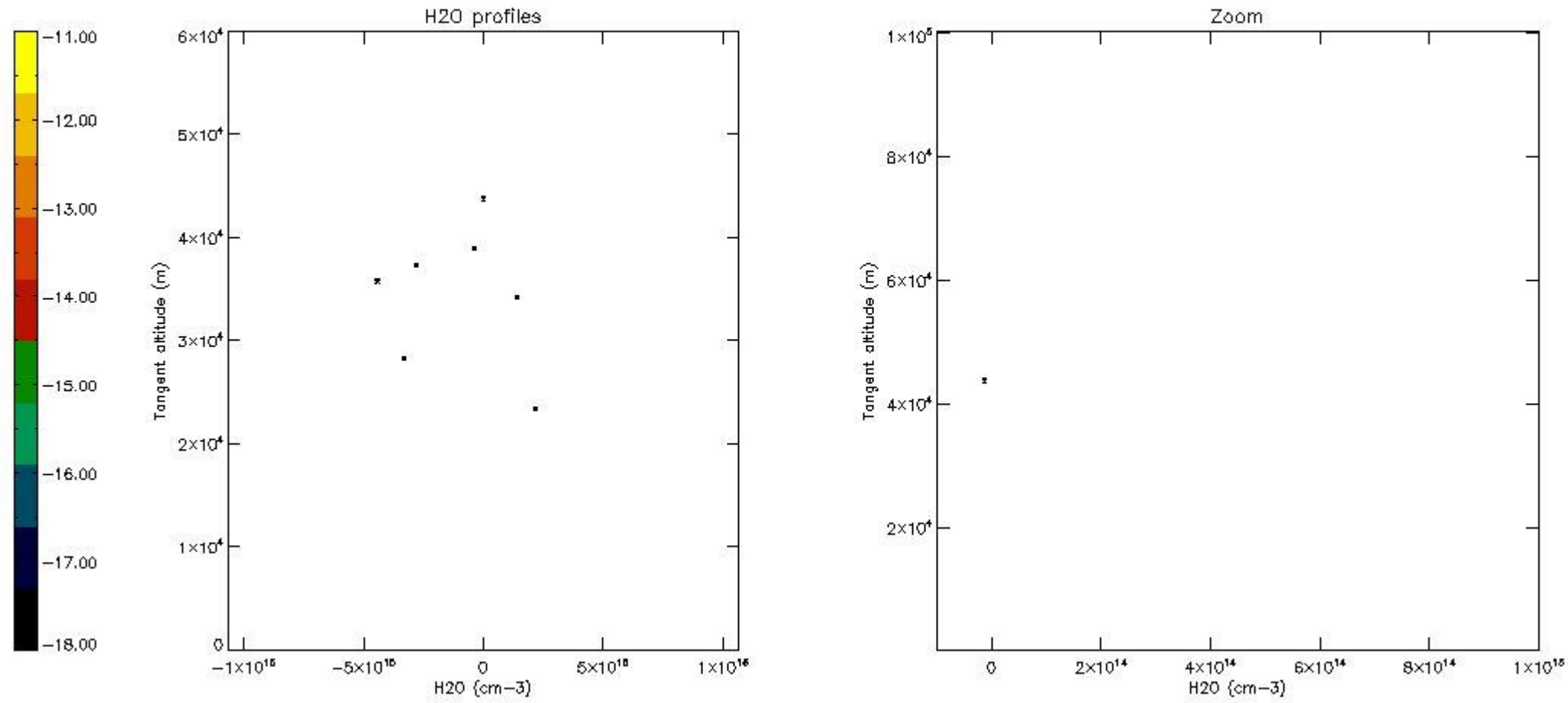
5.7 Plot NO3 profiles for all STD (dark without errors)

The colorbar represents the latitude.



5.8 Plot H2O profiles for all STD (only for occultations of stars 1,2,3,4,13,14,16,26,63 dark without errors)

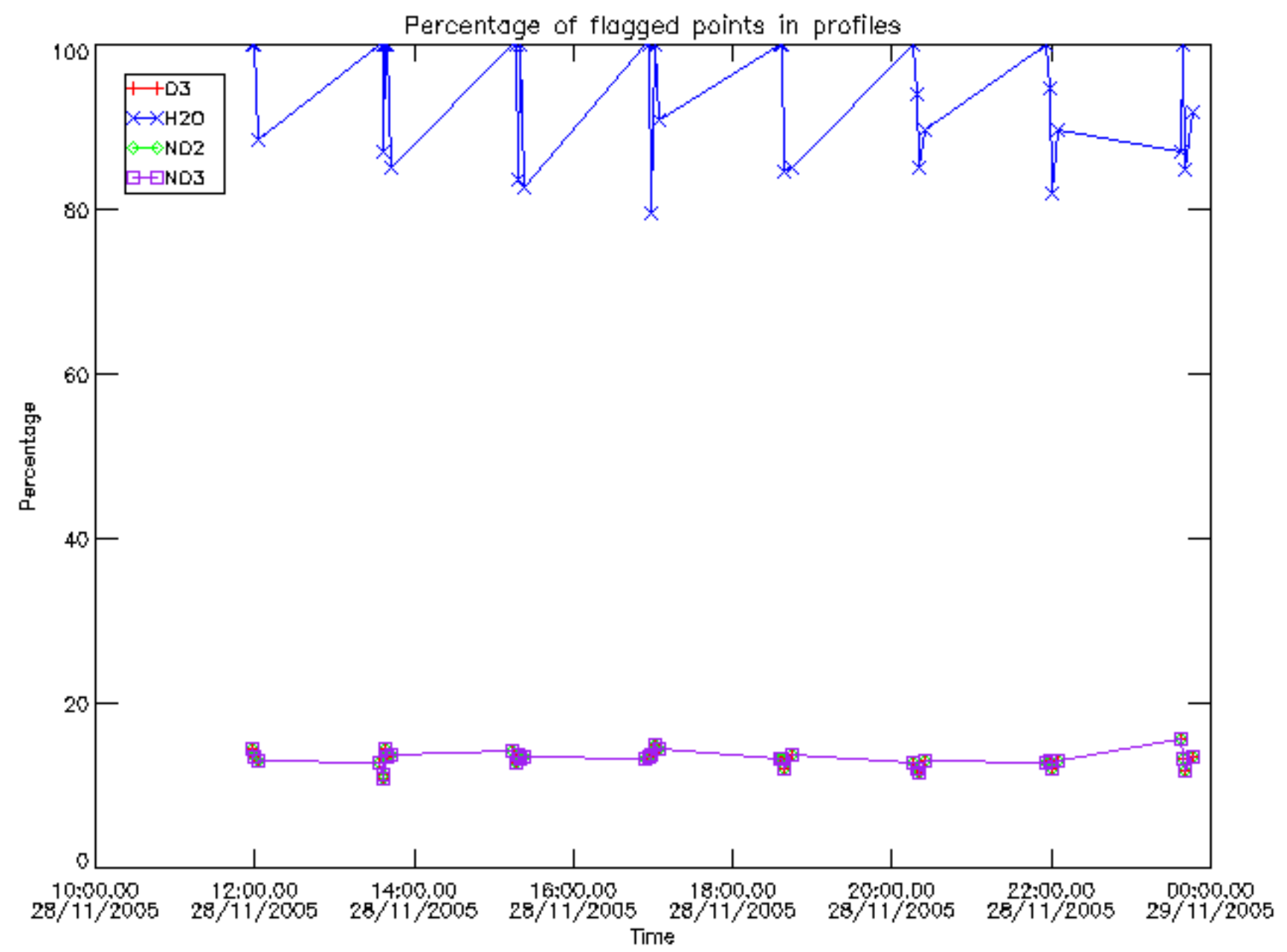
The colorbar represents the latitude.



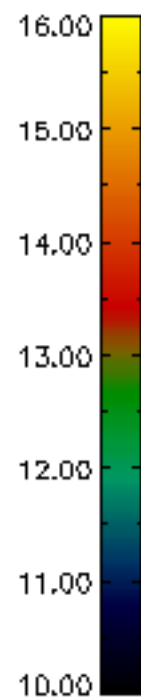
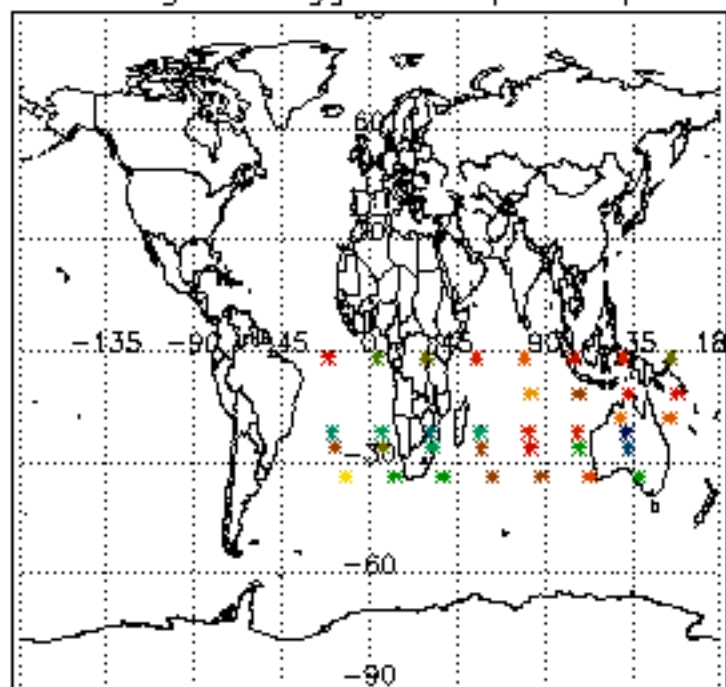
6. Auxiliary Data Files used for the production reported in section 2

The number reported in the third column indicates since which file (see list in section 2) the corresponding auxiliary file has been used. The fourth column is the date of those product files.

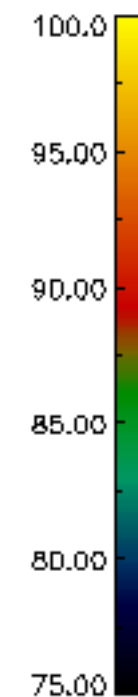
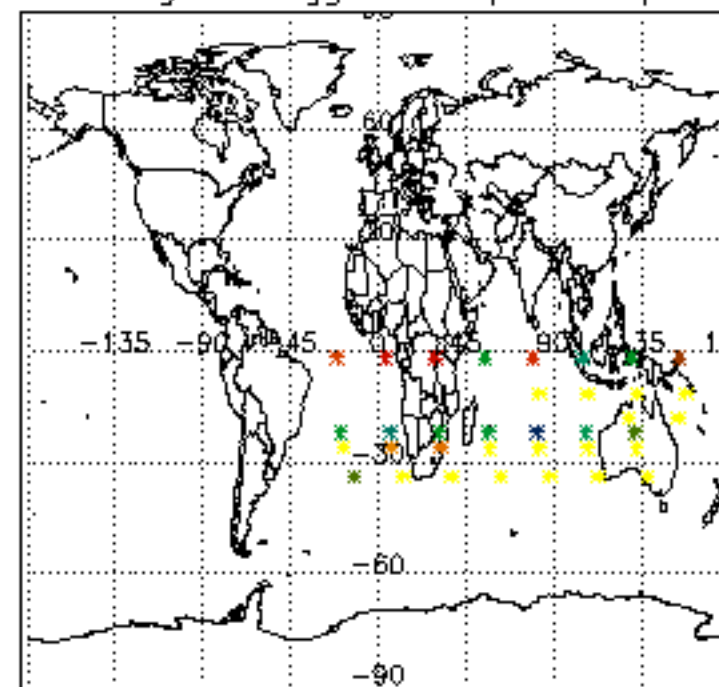
Type	Auxiliary Filename	Used since product	Used since product date
INST_PHYS_CHARACTERISTICS	GOM_INS_AXVIEC20091111_143220_20030716_120000_20500101_000000	1	28-NOV-2005 11:57:50
LEVEL-2_PROC_CONFIG	GOM_PR2_AXVIEC20091111_152718_20020301_000000_20500101_000000	1	28-NOV-2005 11:57:50
CROSS_SECTIONS_FILE	GOM_CRS_AXVIEC20091111_154832_20020301_000000_20500101_000000	1	28-NOV-2005 11:57:50



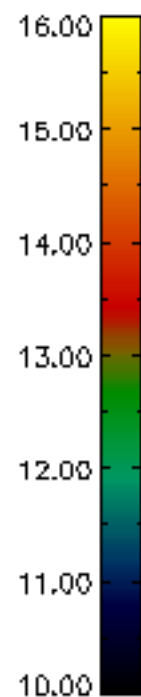
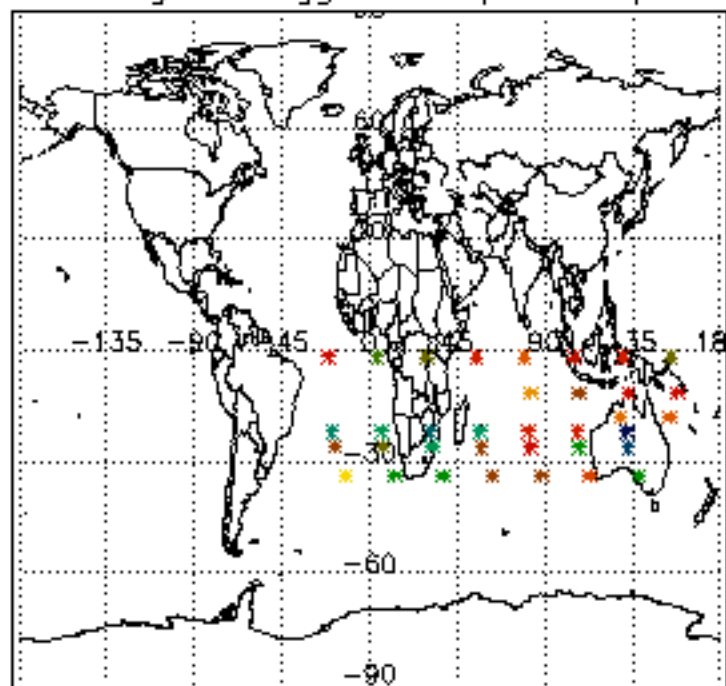
Percentage of flagged data per D3 profile



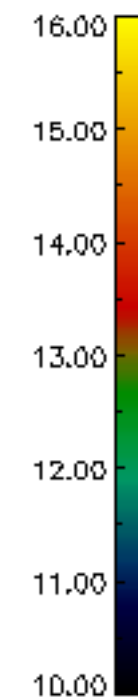
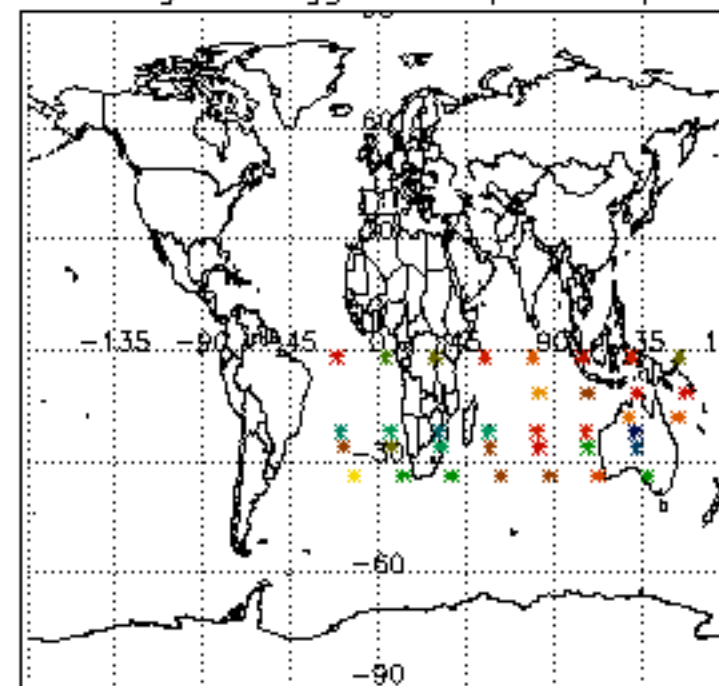
Percentage of flagged data per H2O profile

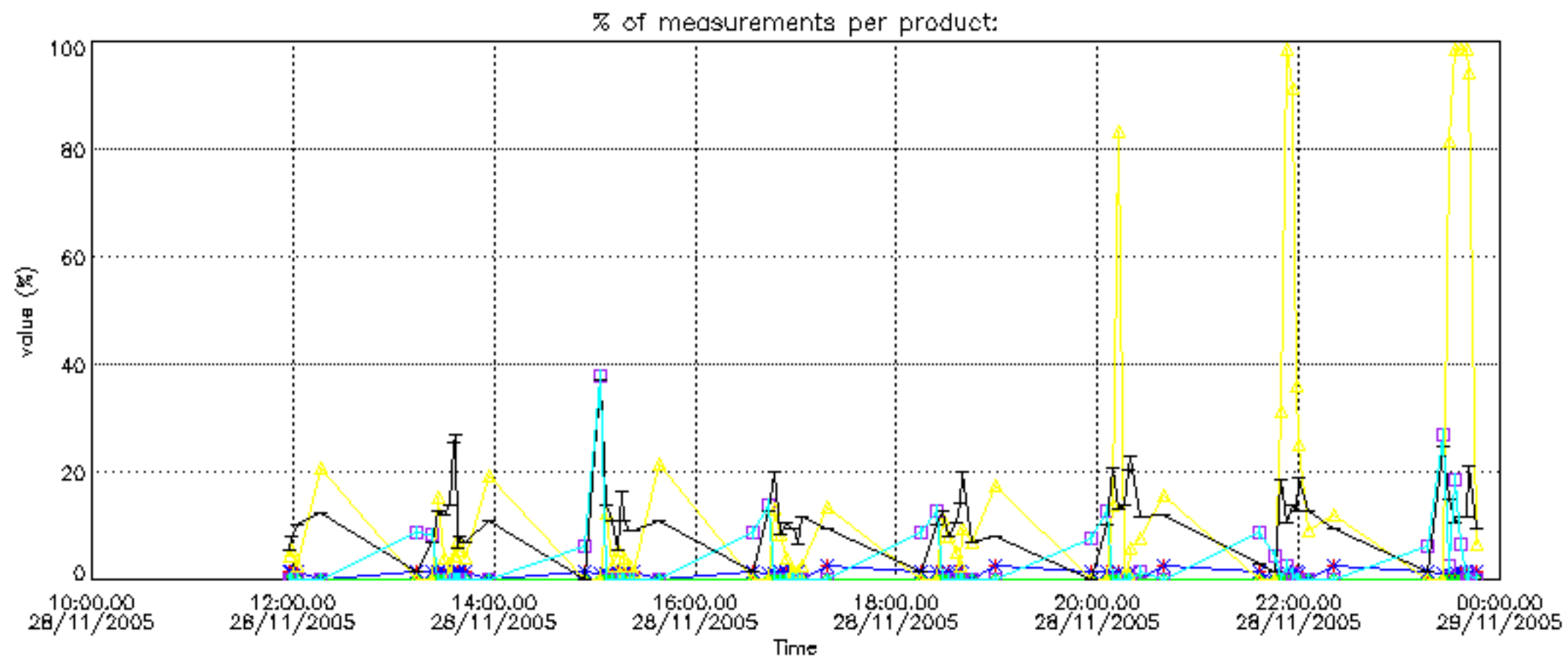
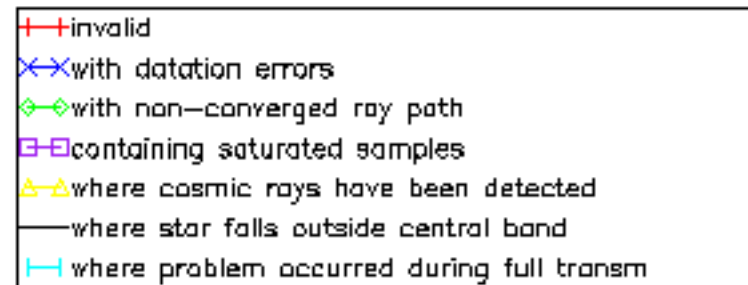


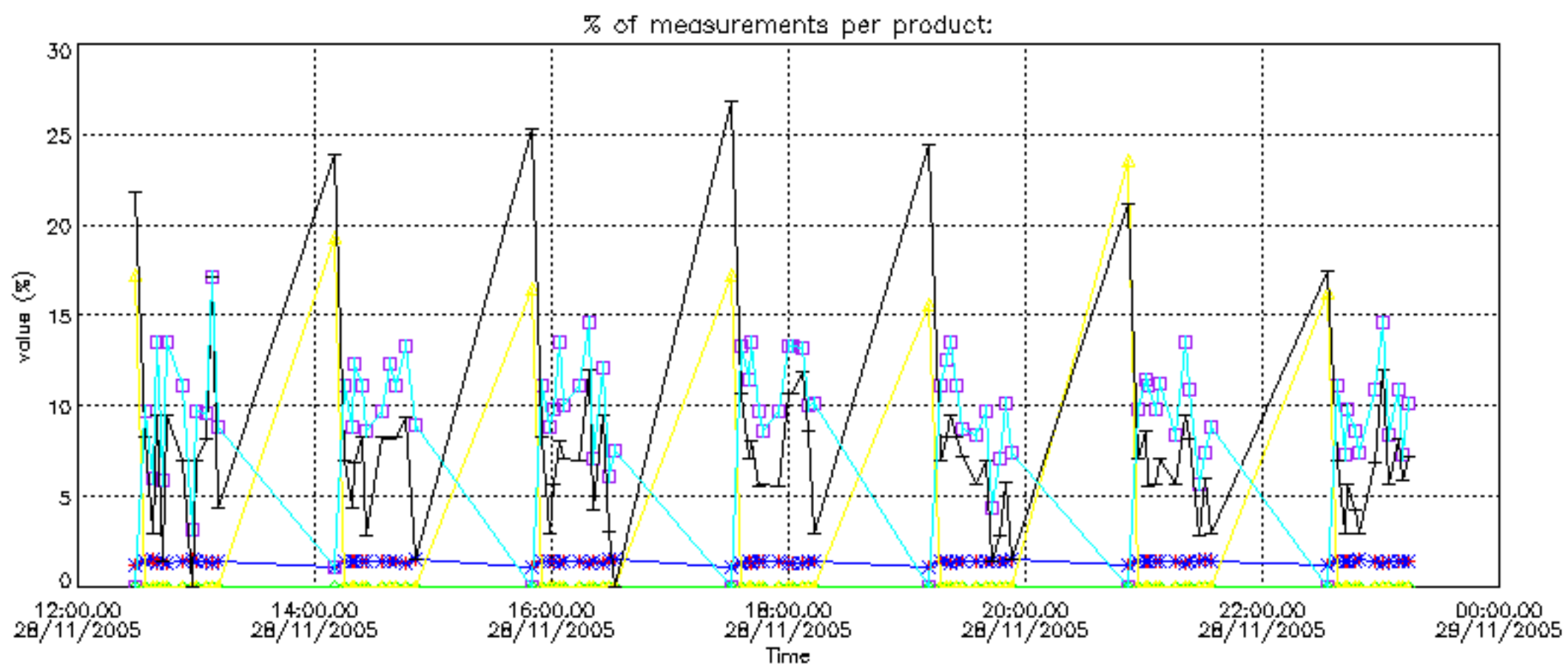
Percentage of flagged data per NO2 profile



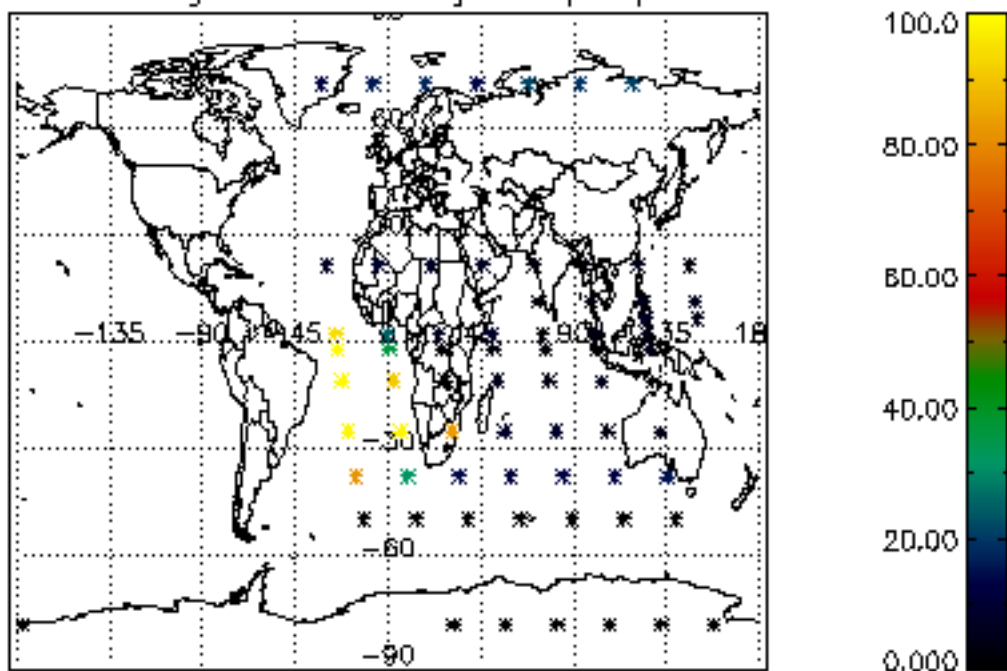
Percentage of flagged data per NO3 profile



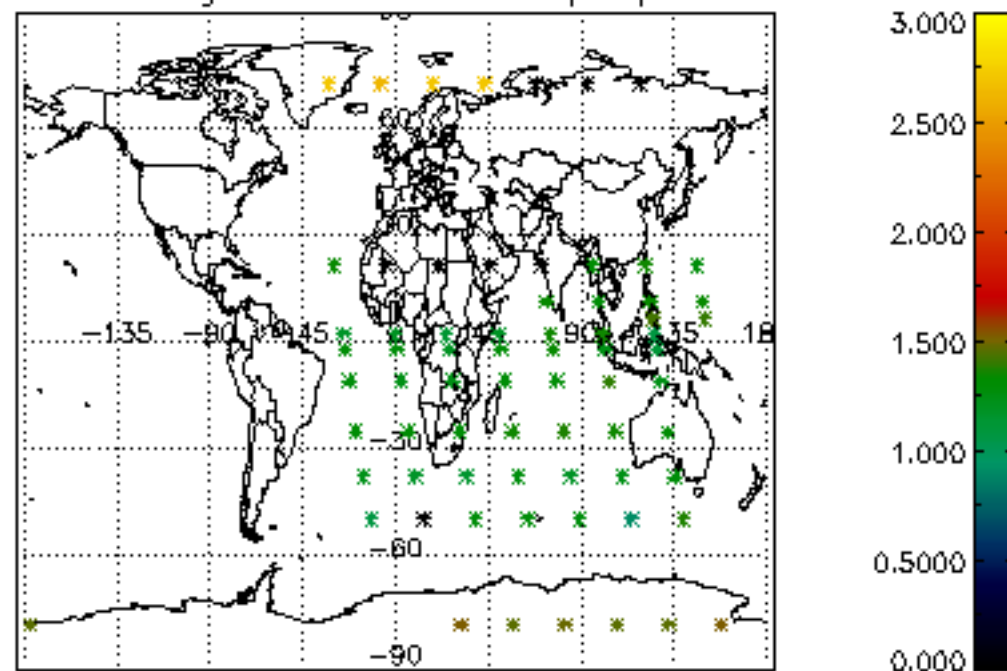




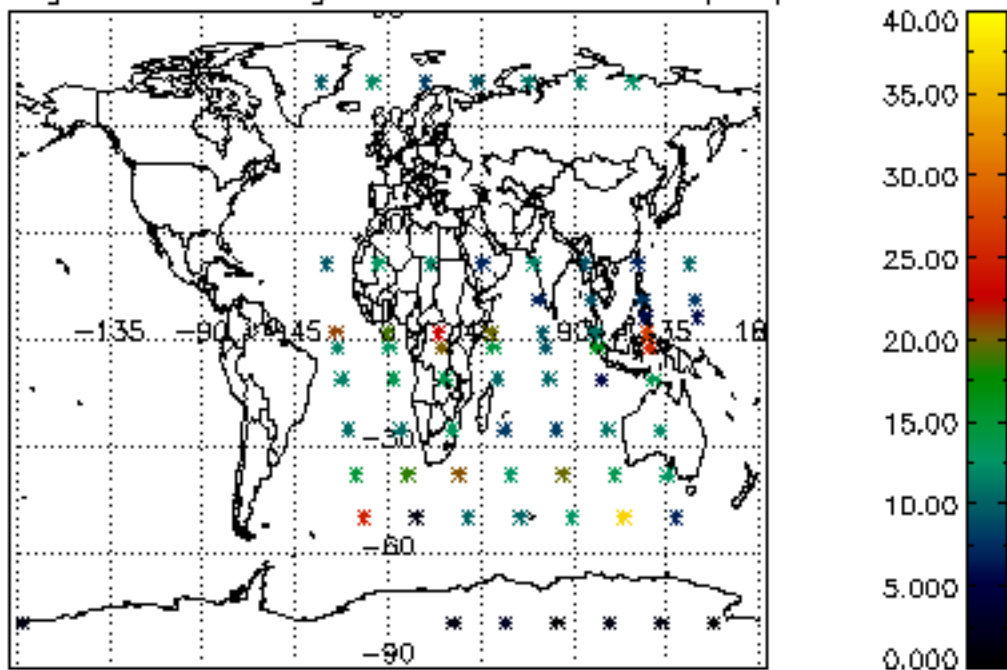
Percentage of cosmic ray hits per profile



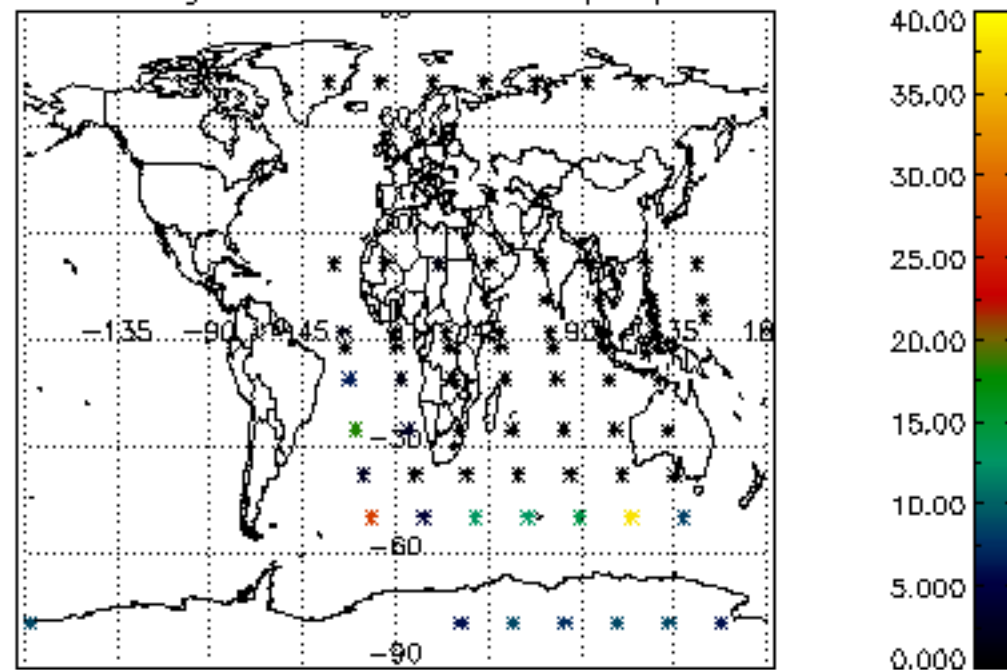
Percentage of datation errors per profile



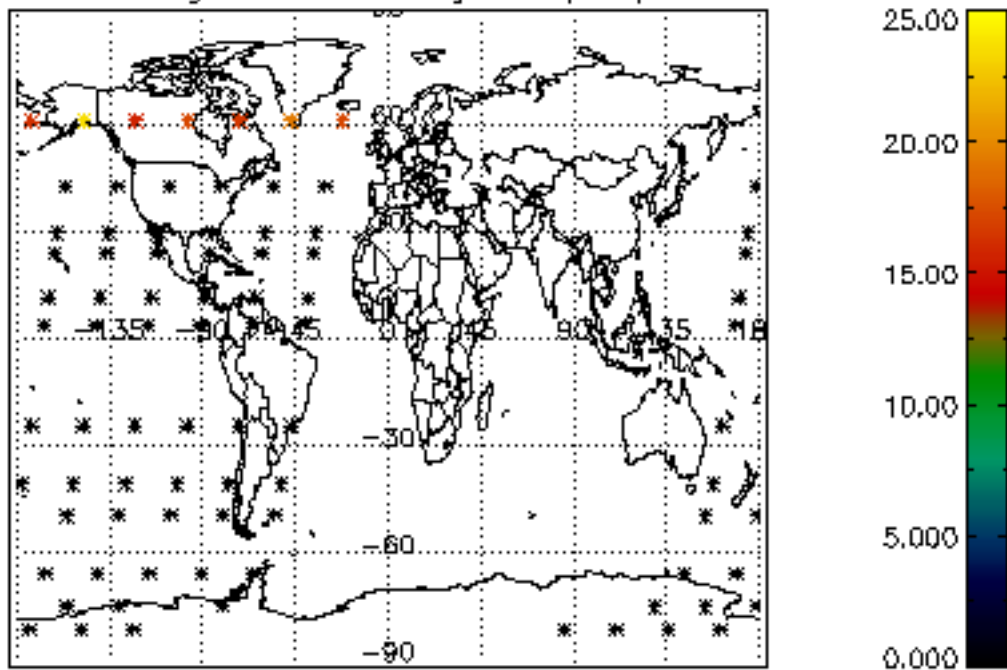
Percentage of star falling outside central band per profile



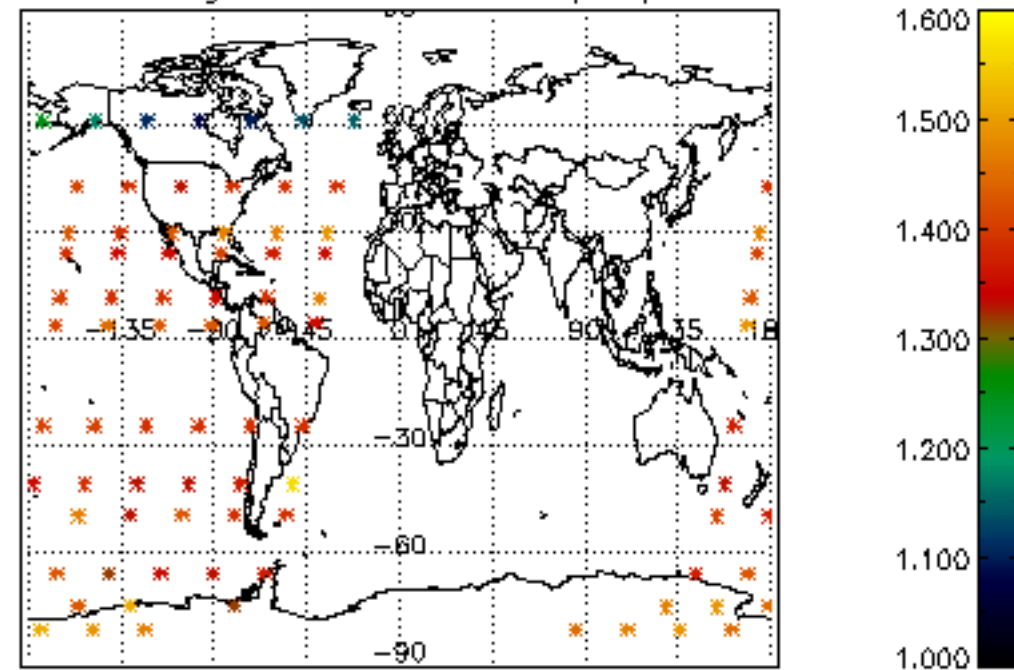
Percentage of saturation errors per profile



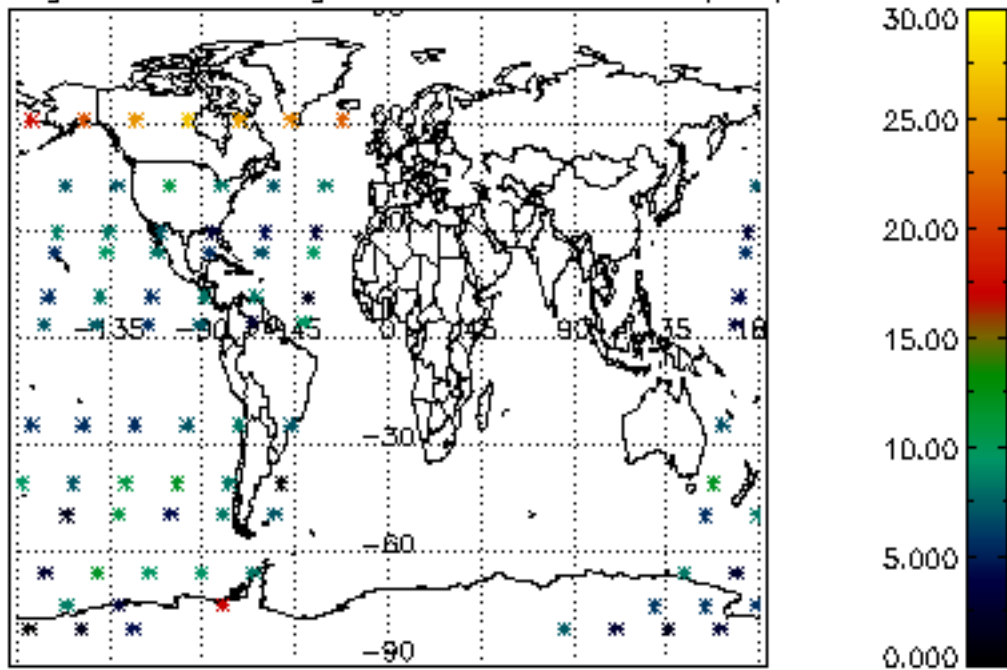
Percentage of cosmic ray hits per profile



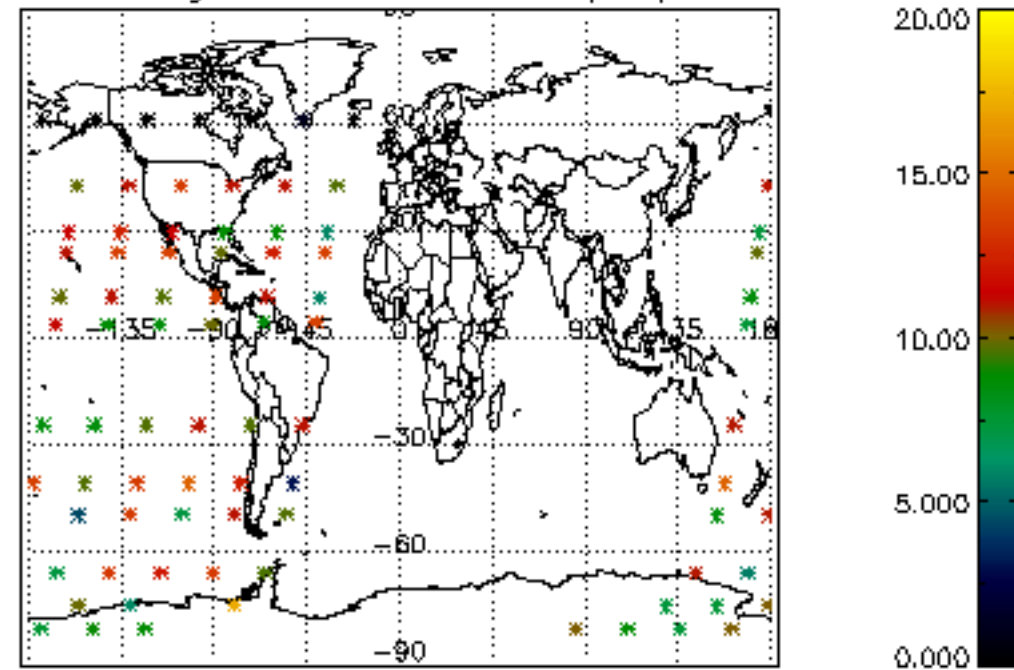
Percentage of datation errors per profile

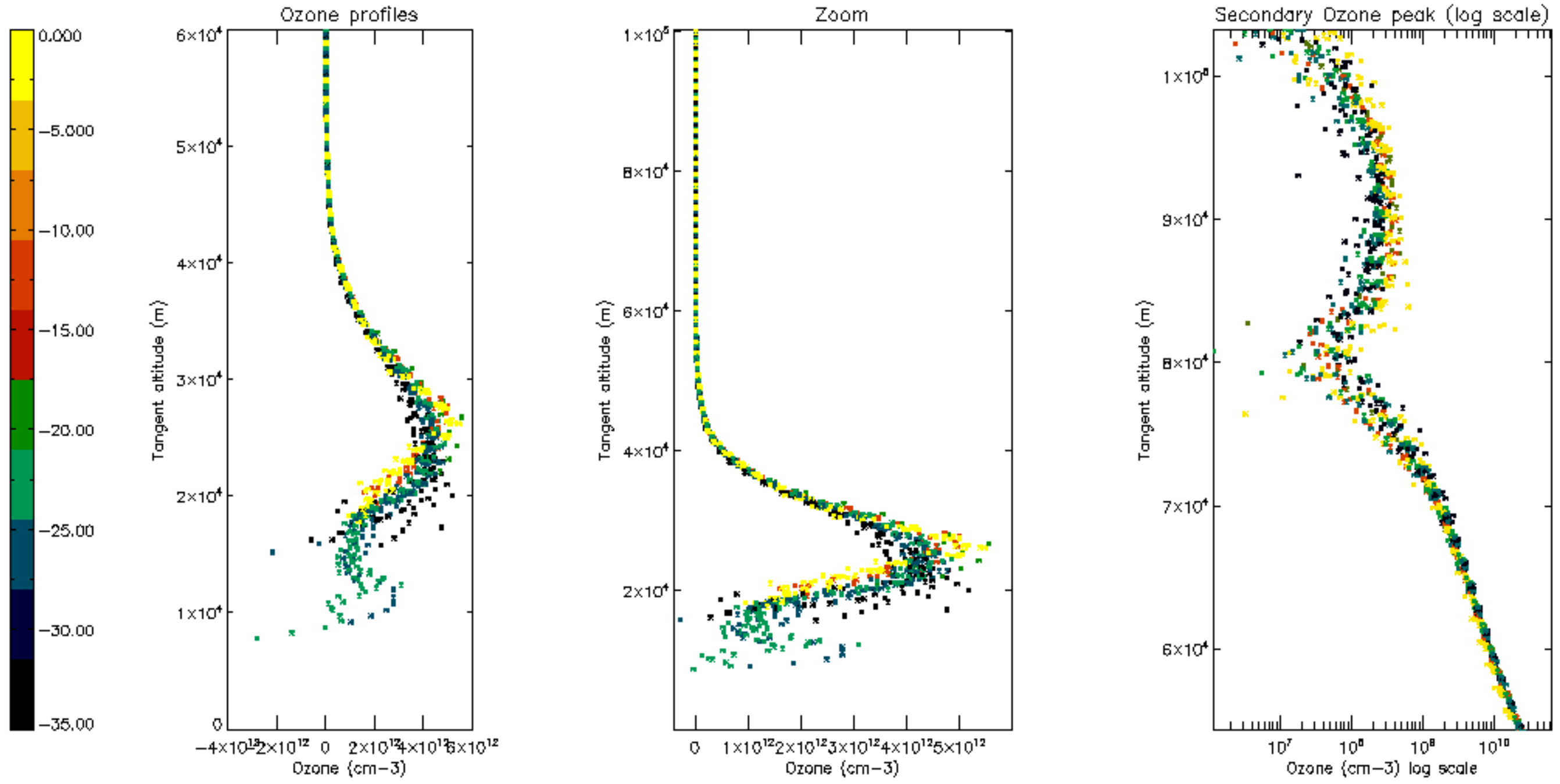


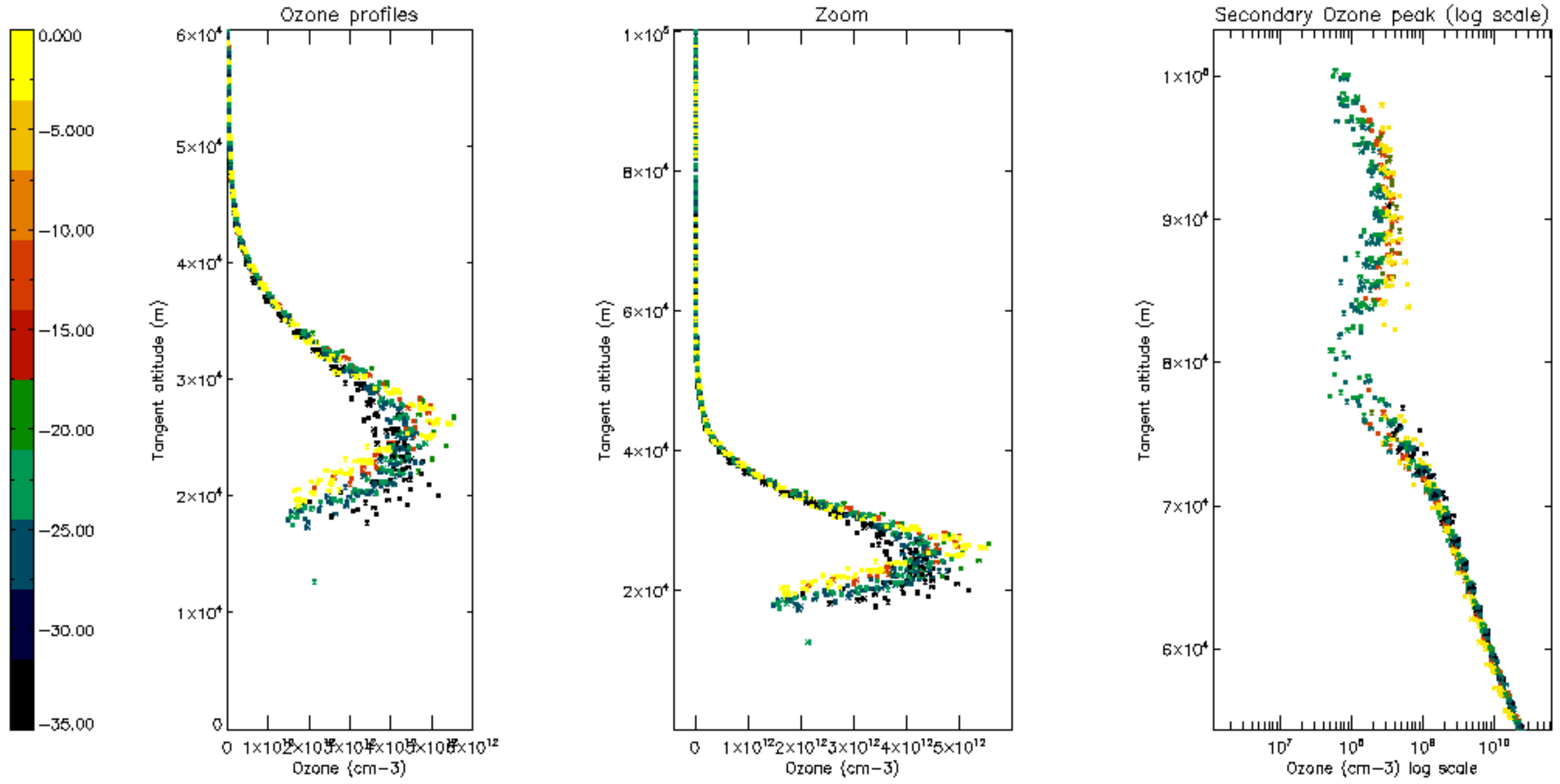
Percentage of star falling outside central band per profile

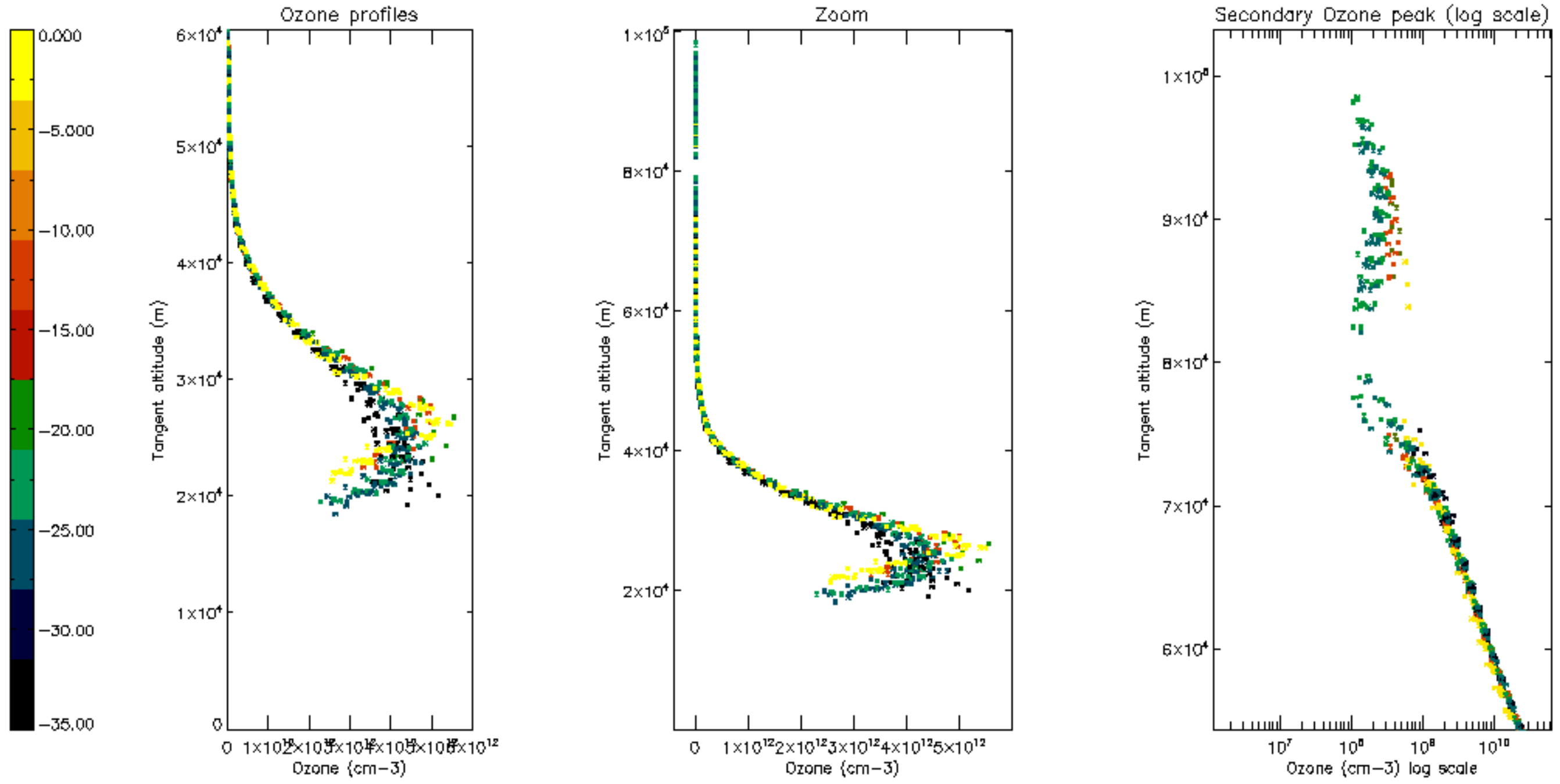


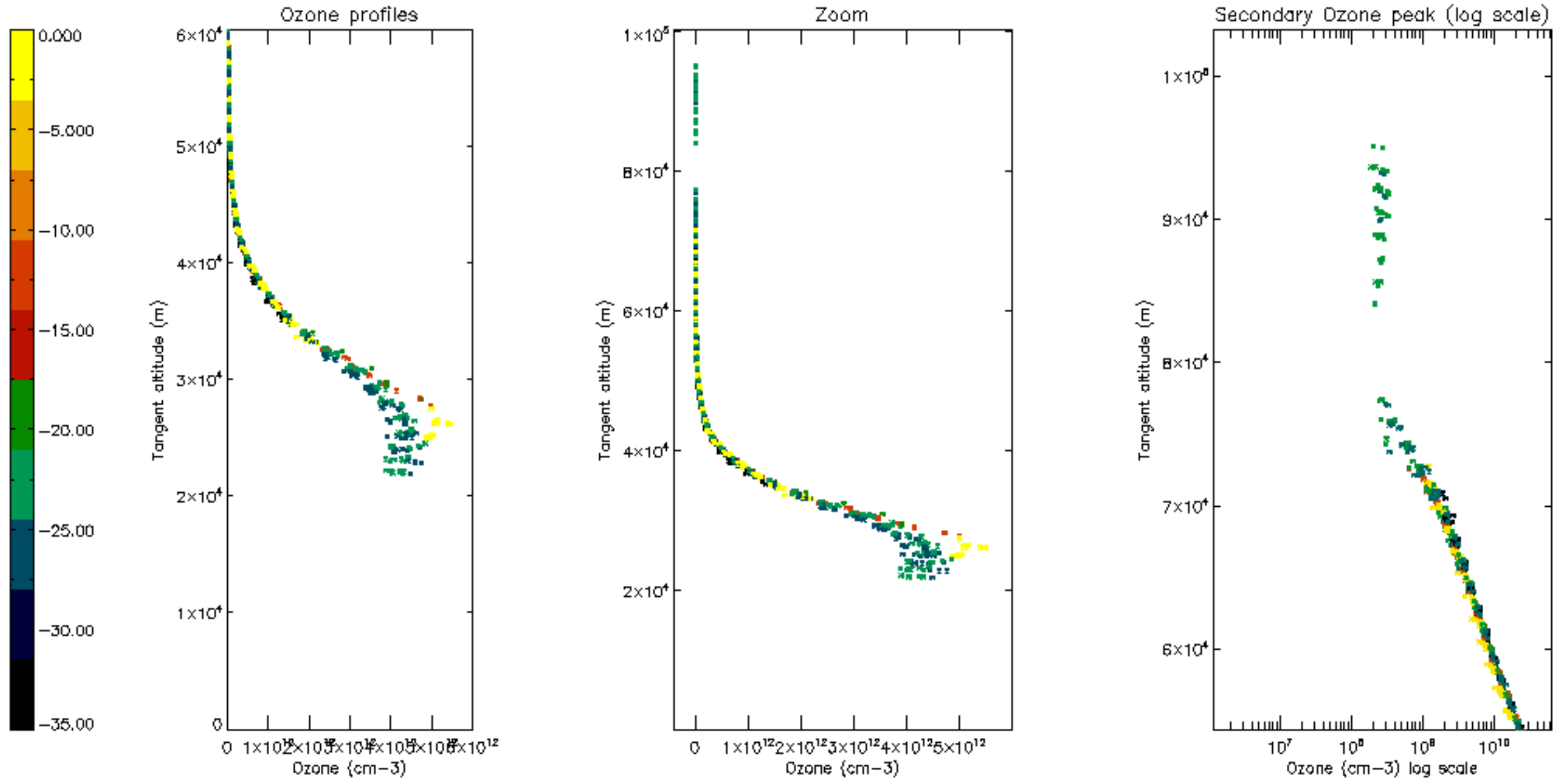
Percentage of saturation errors per profile

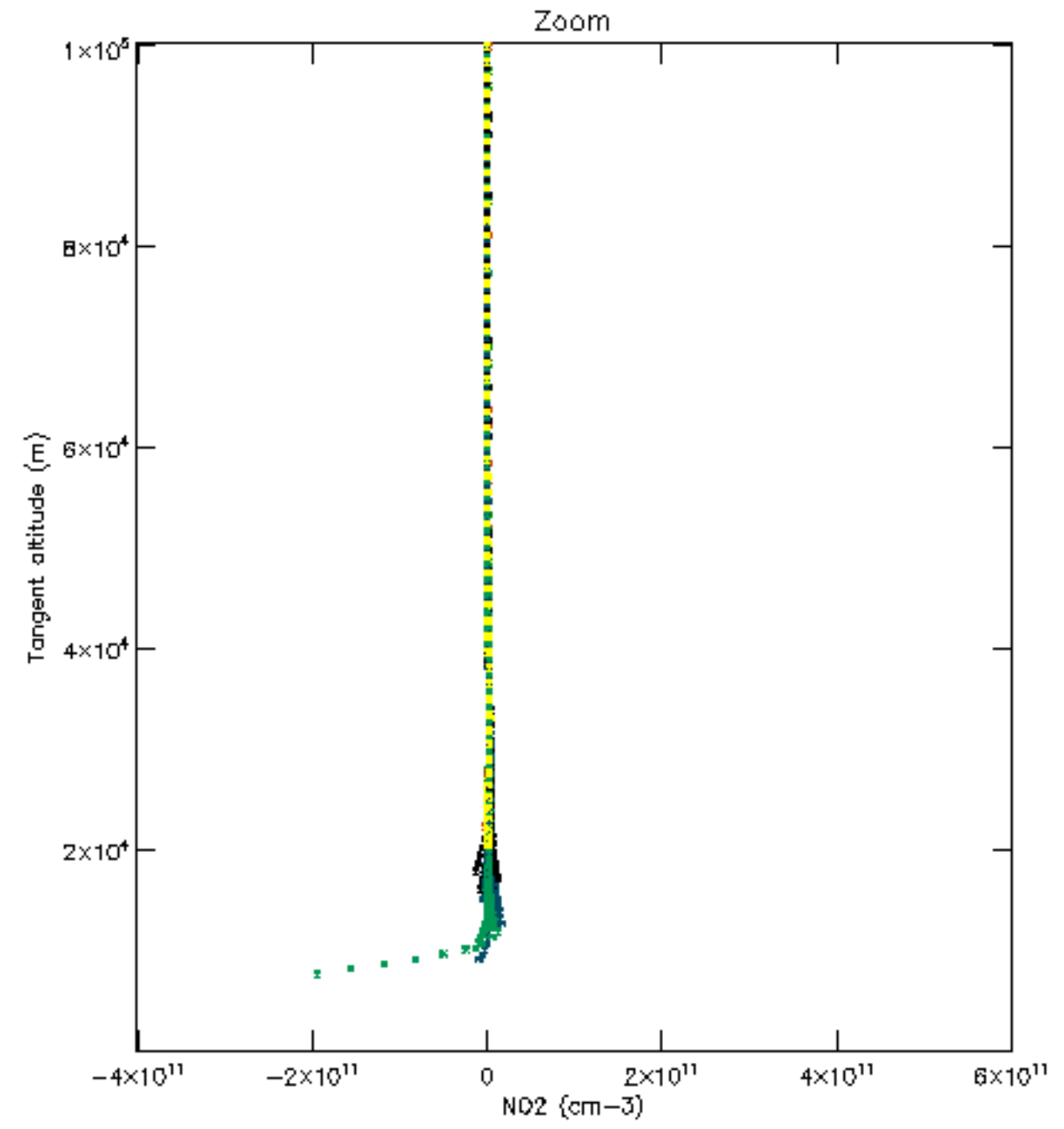
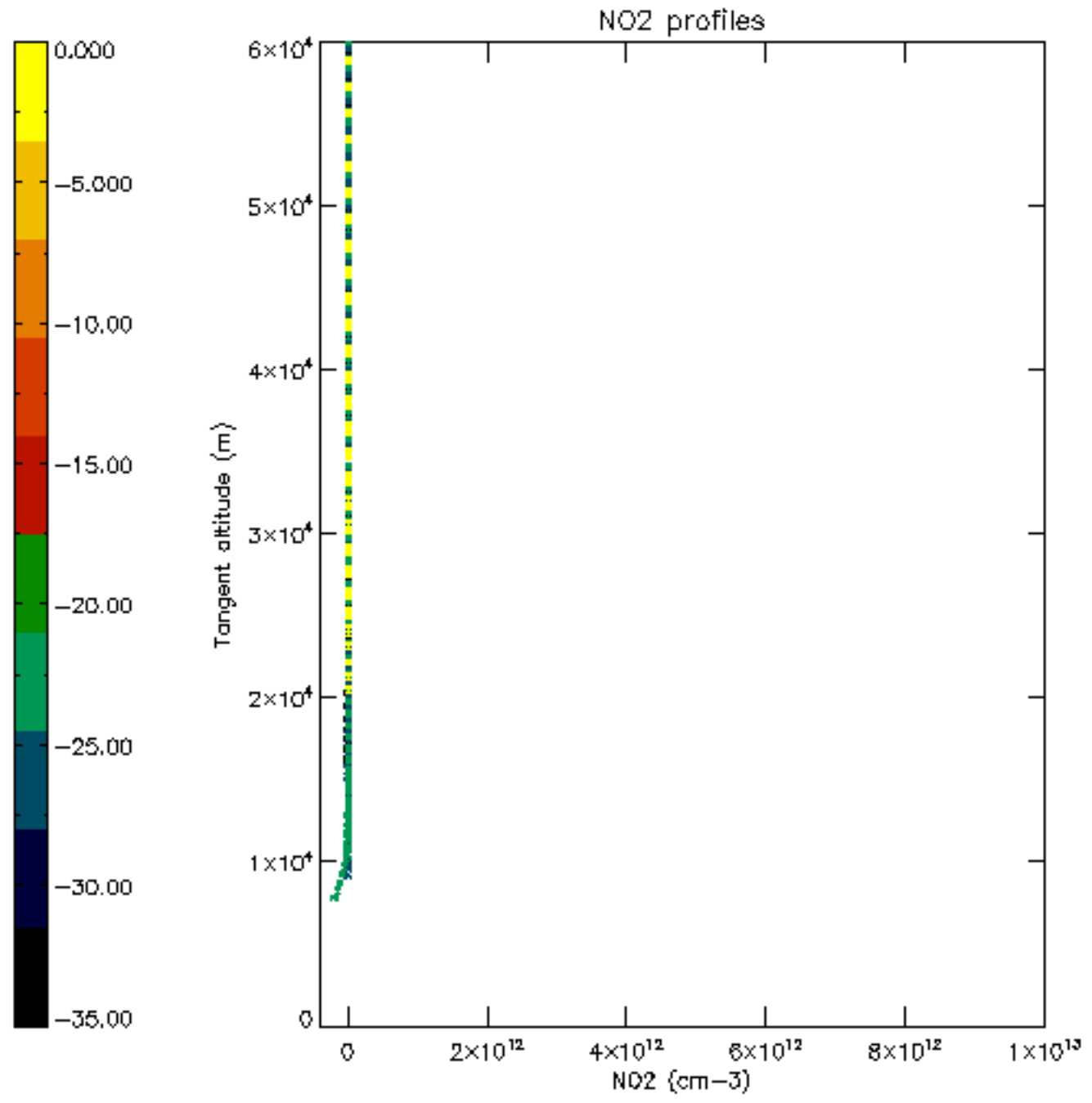


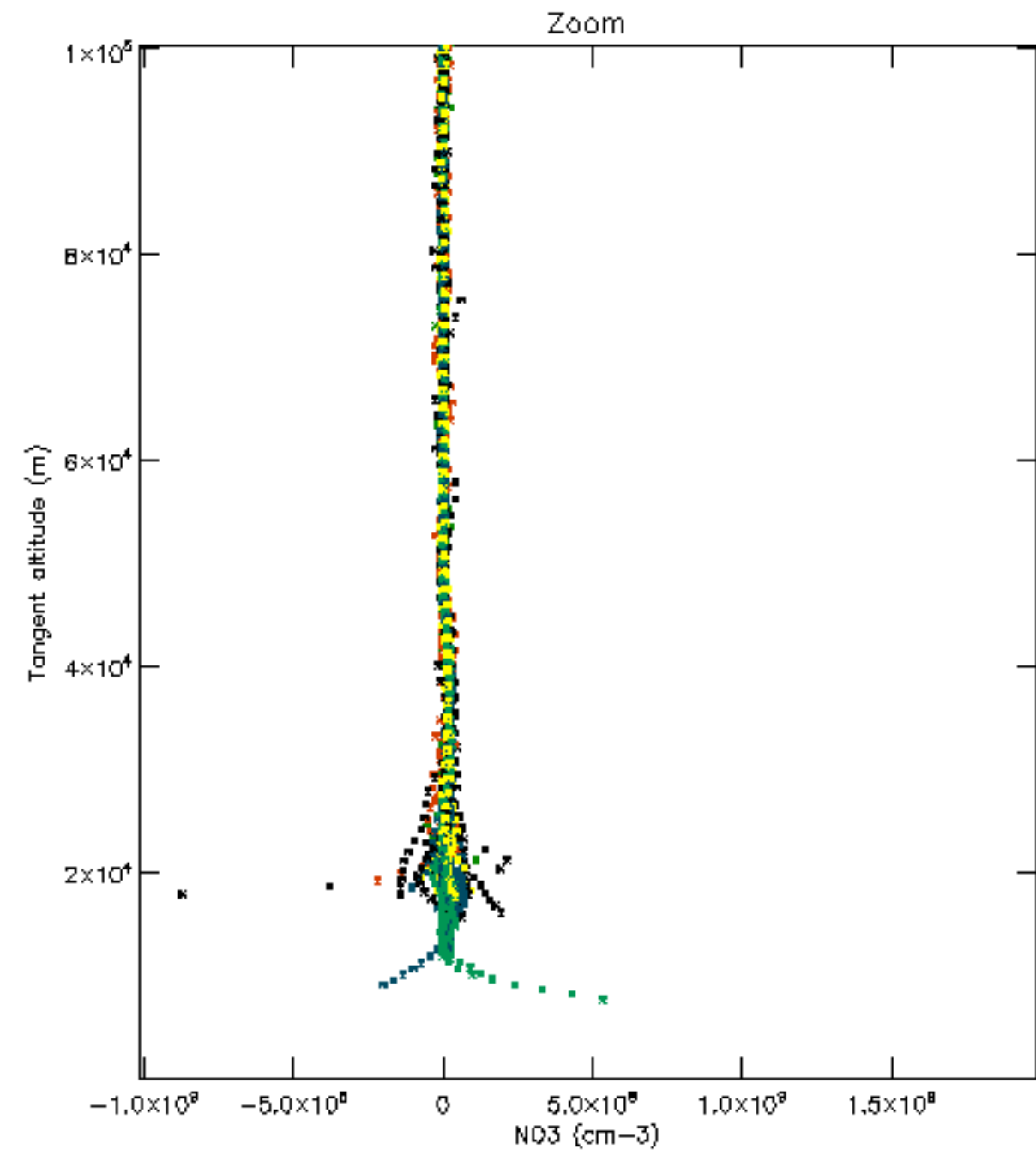
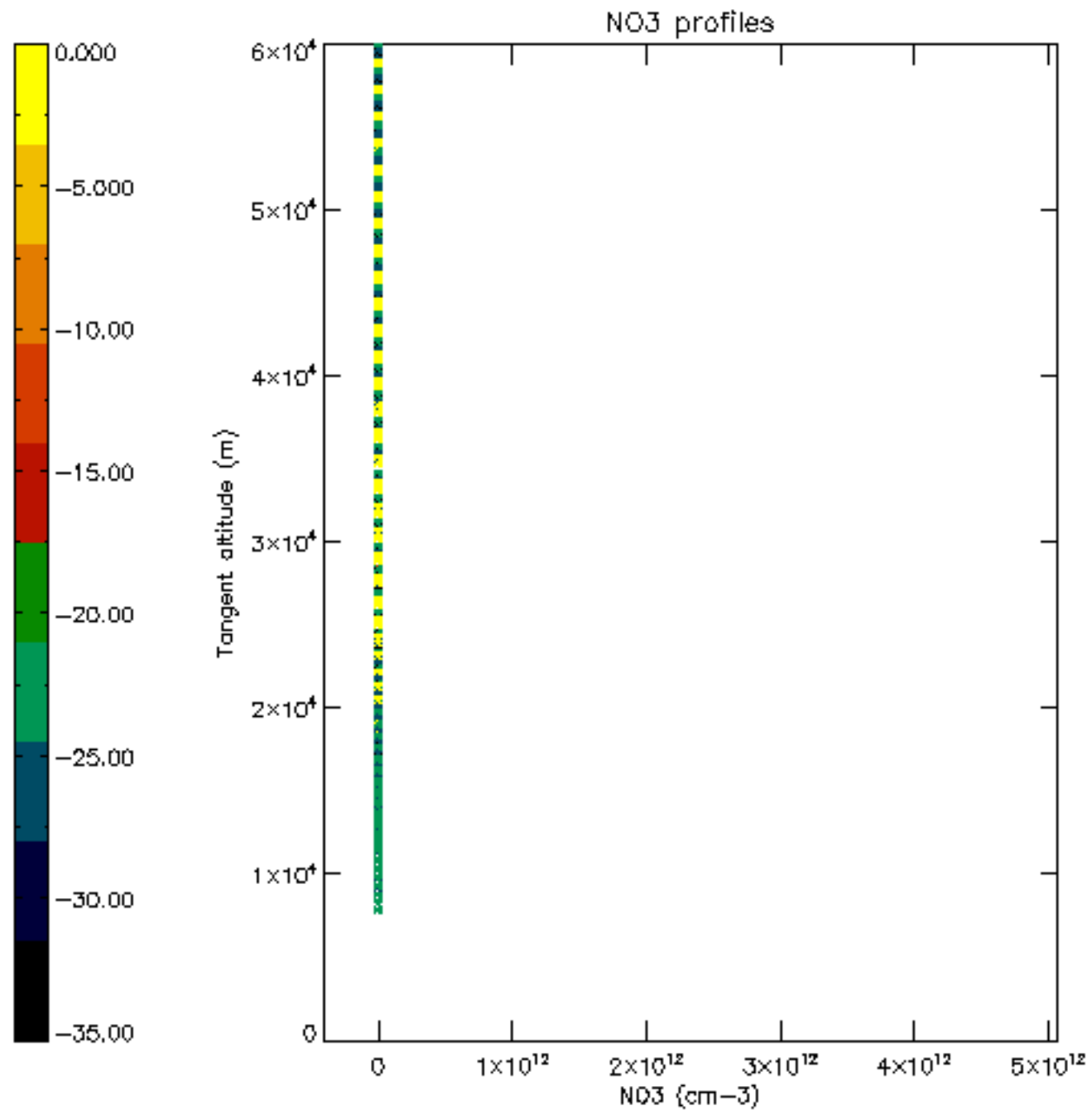


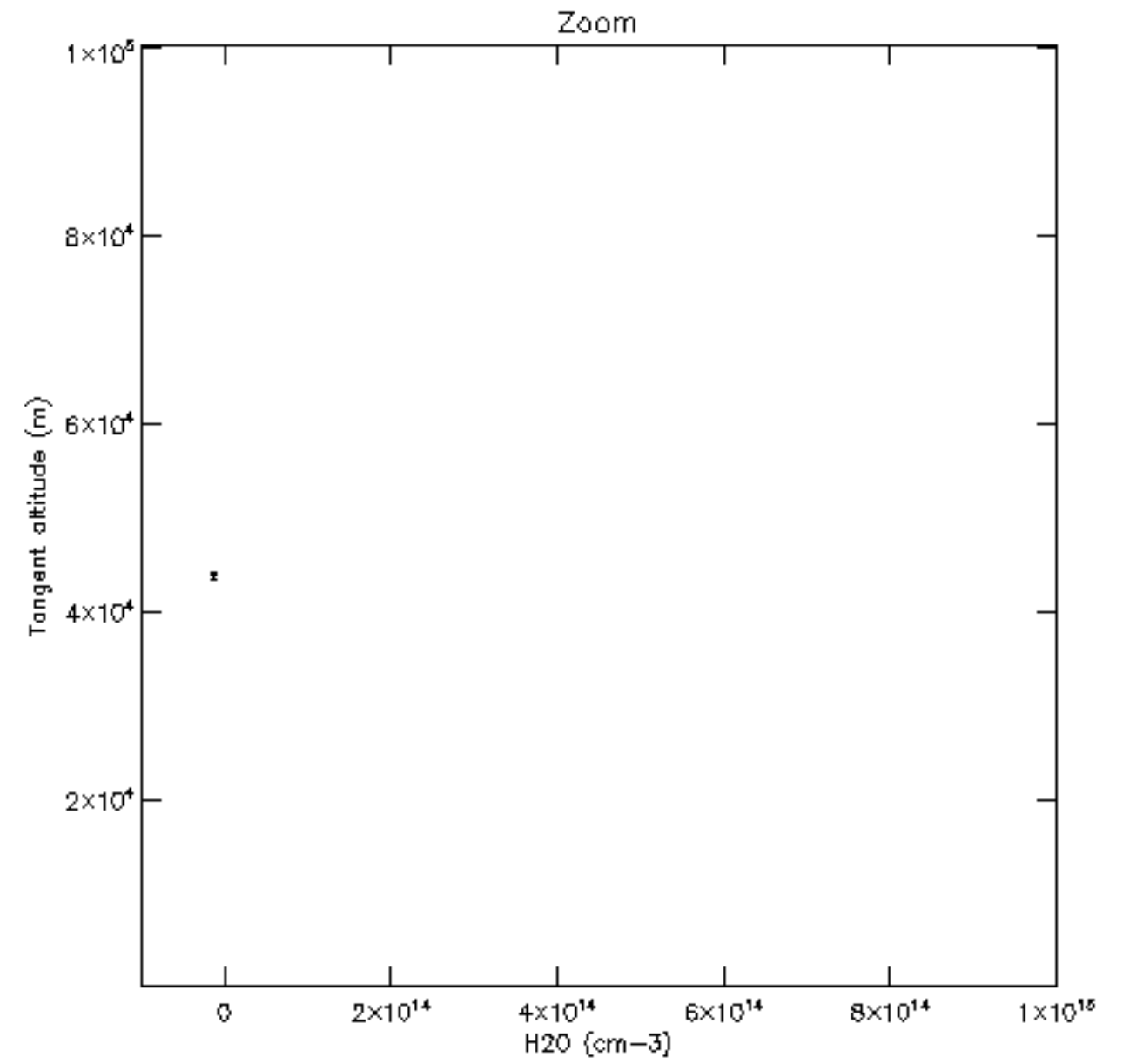
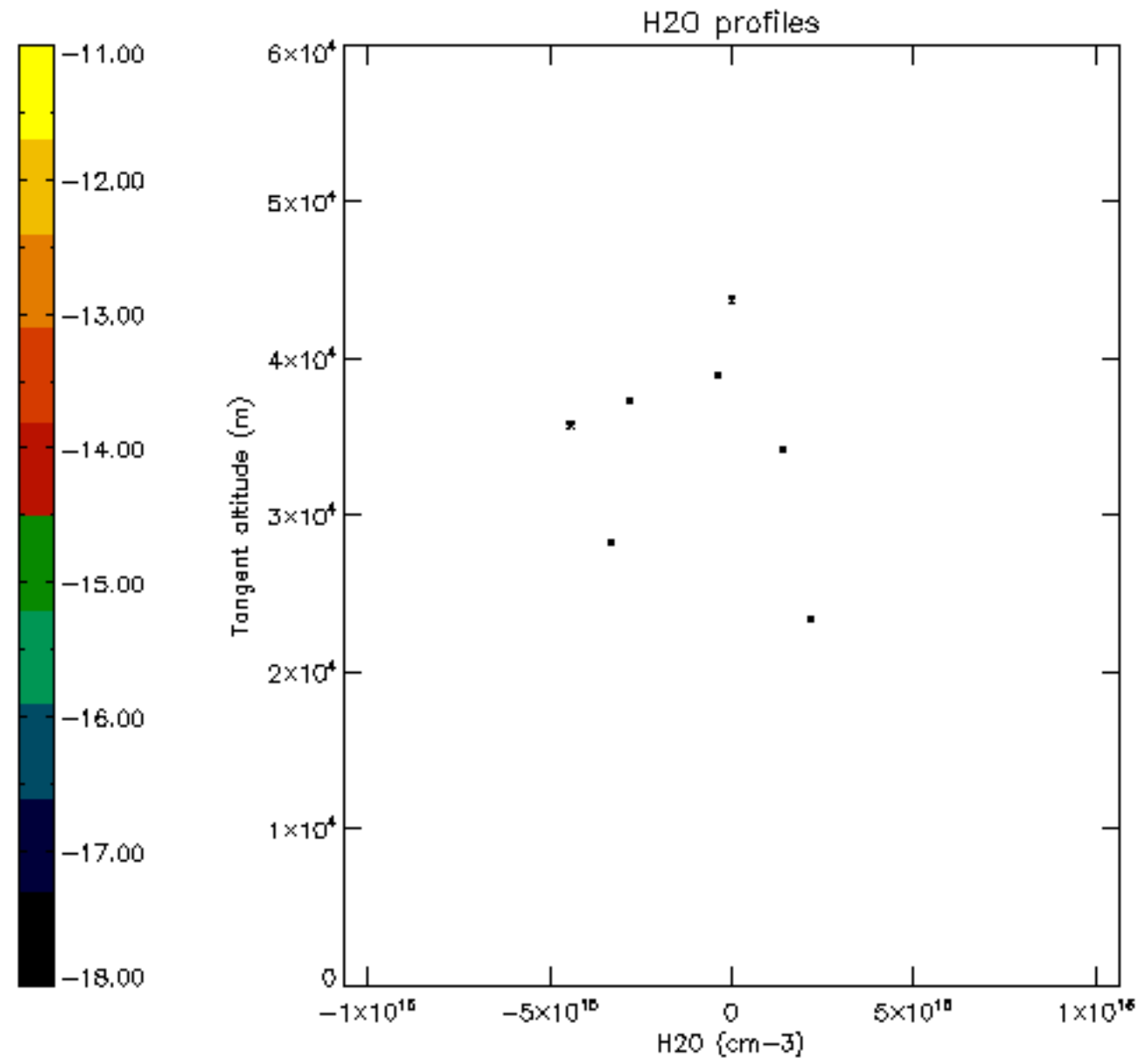


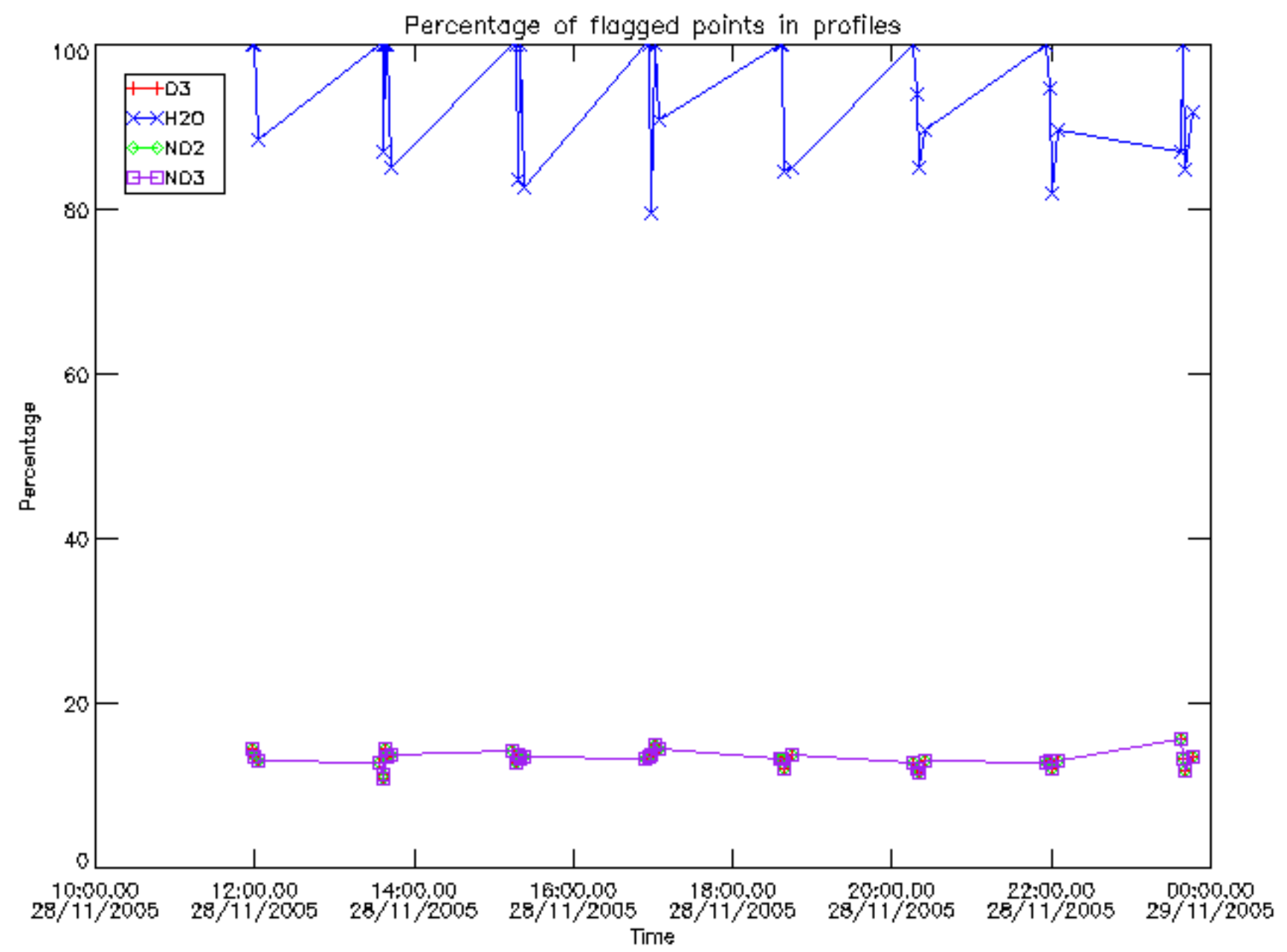




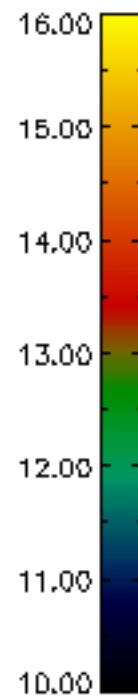
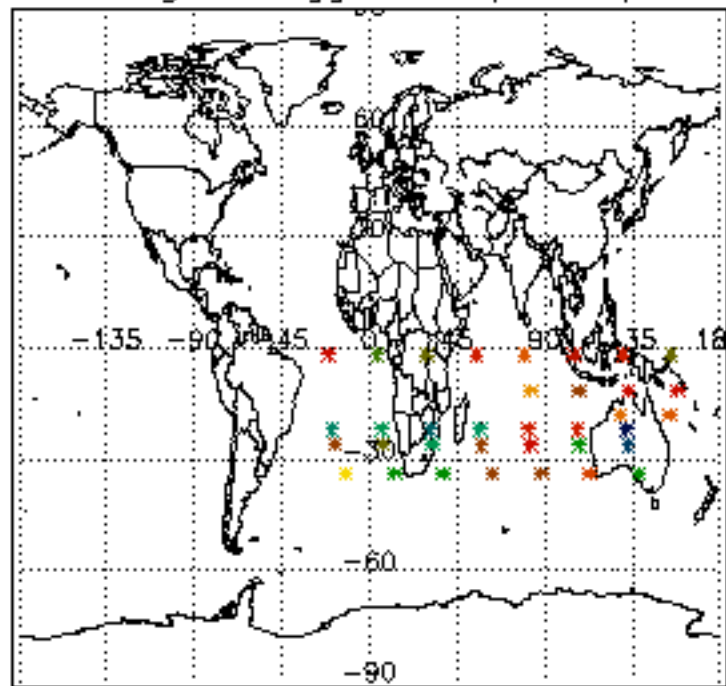




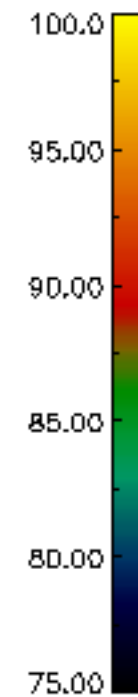
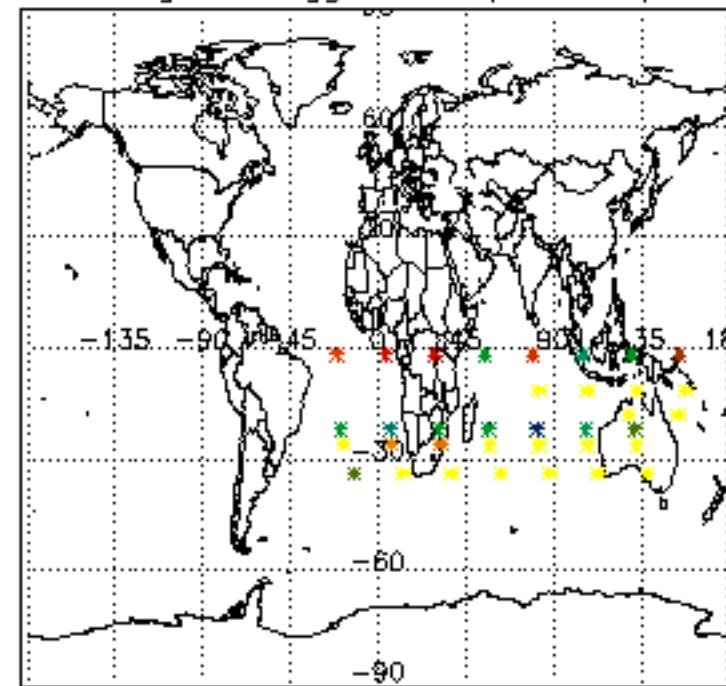




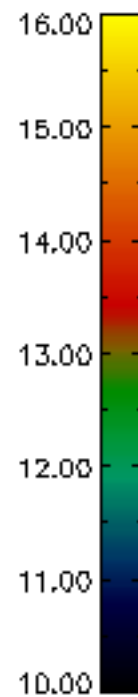
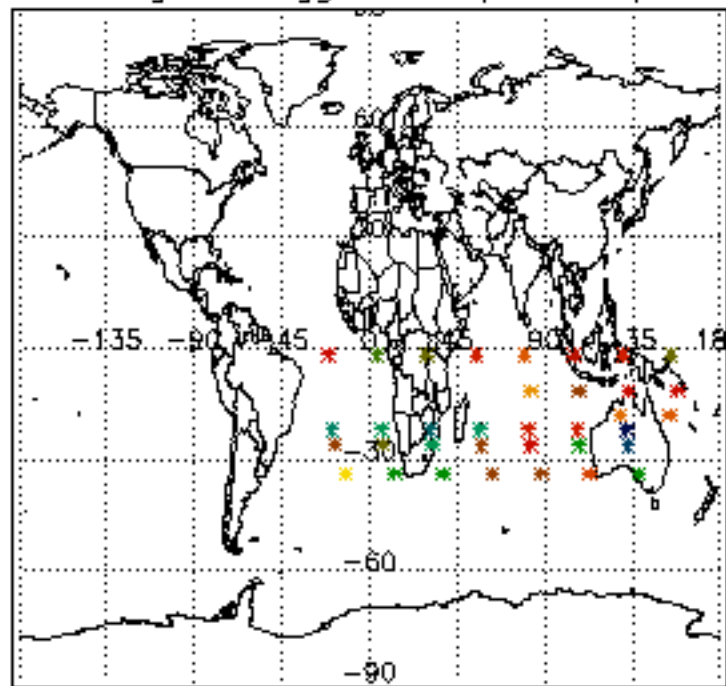
Percentage of flagged data per D3 profile



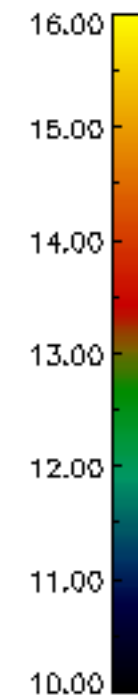
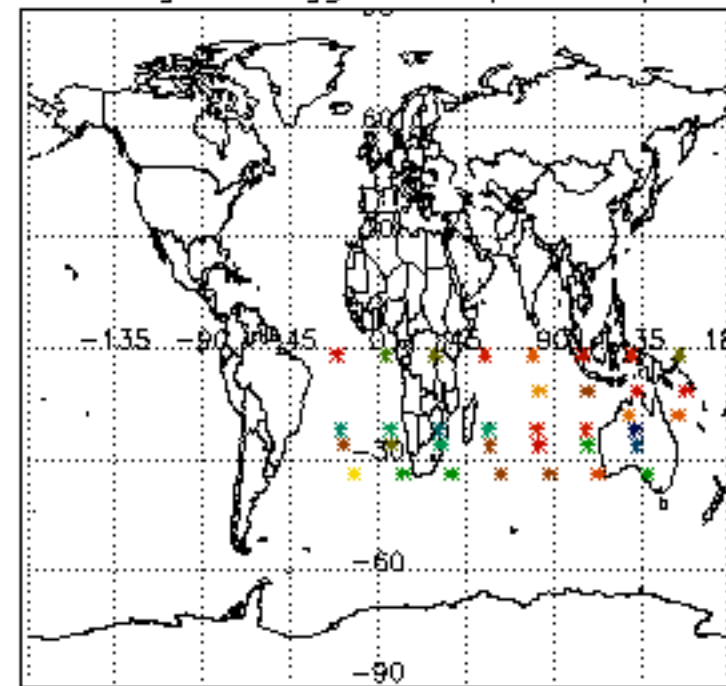
Percentage of flagged data per H2O profile

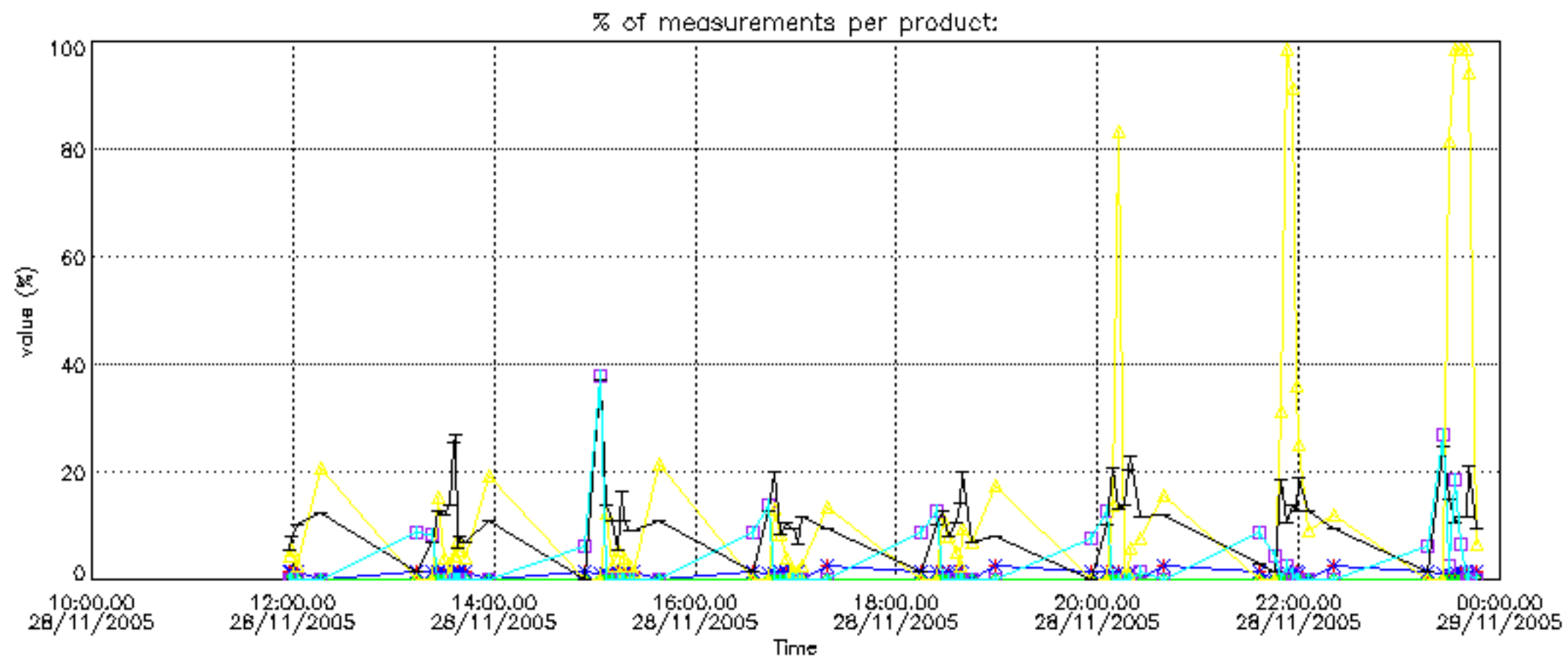
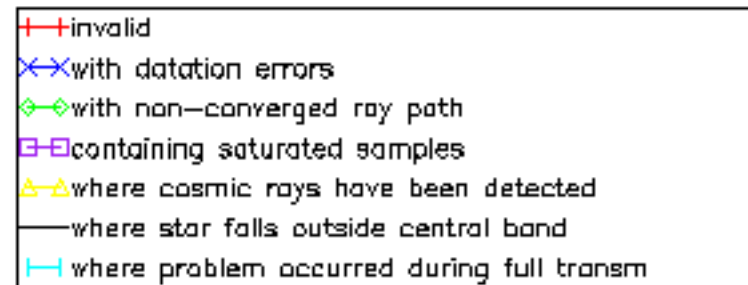


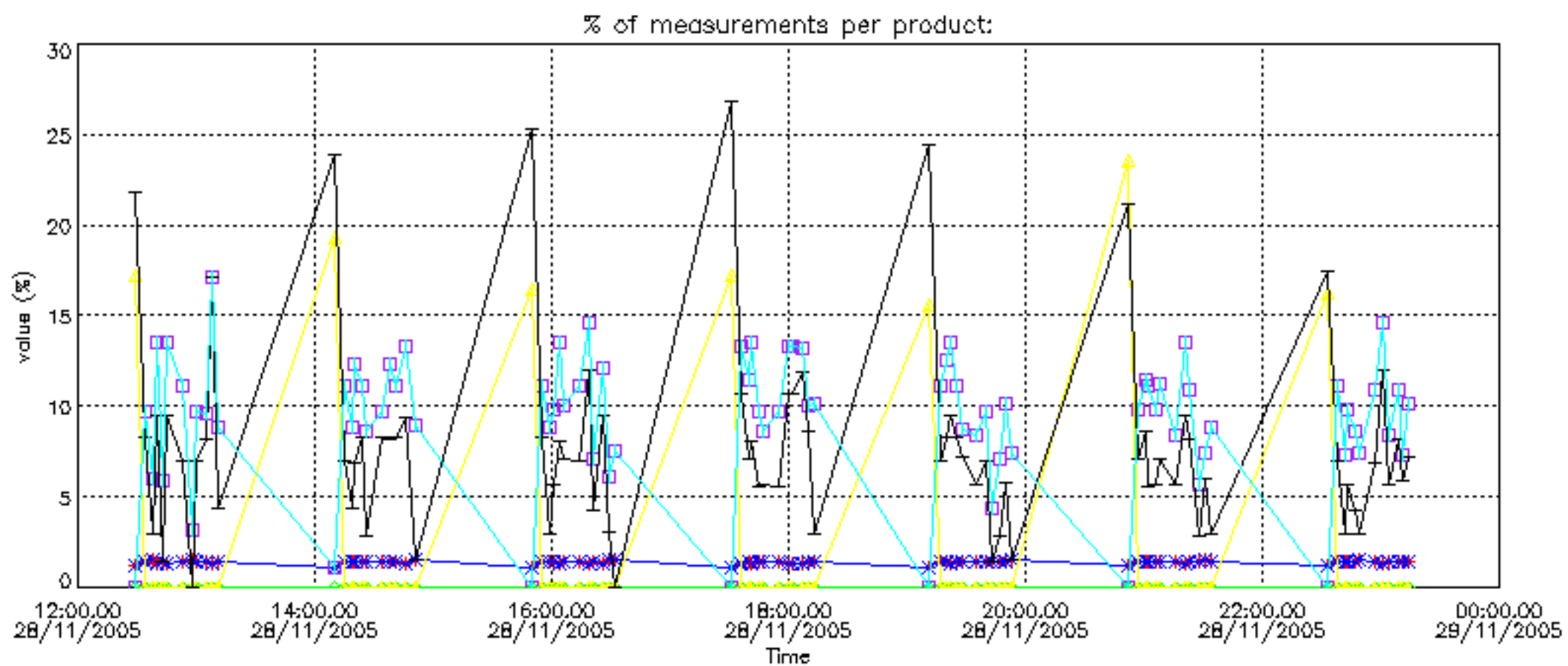
Percentage of flagged data per NO2 profile



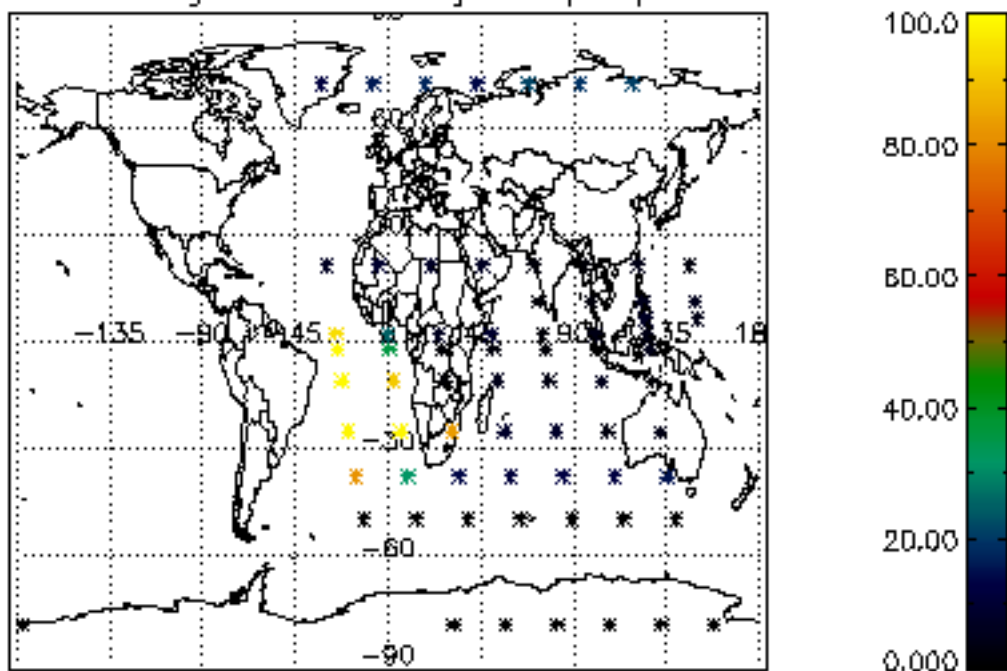
Percentage of flagged data per NO3 profile



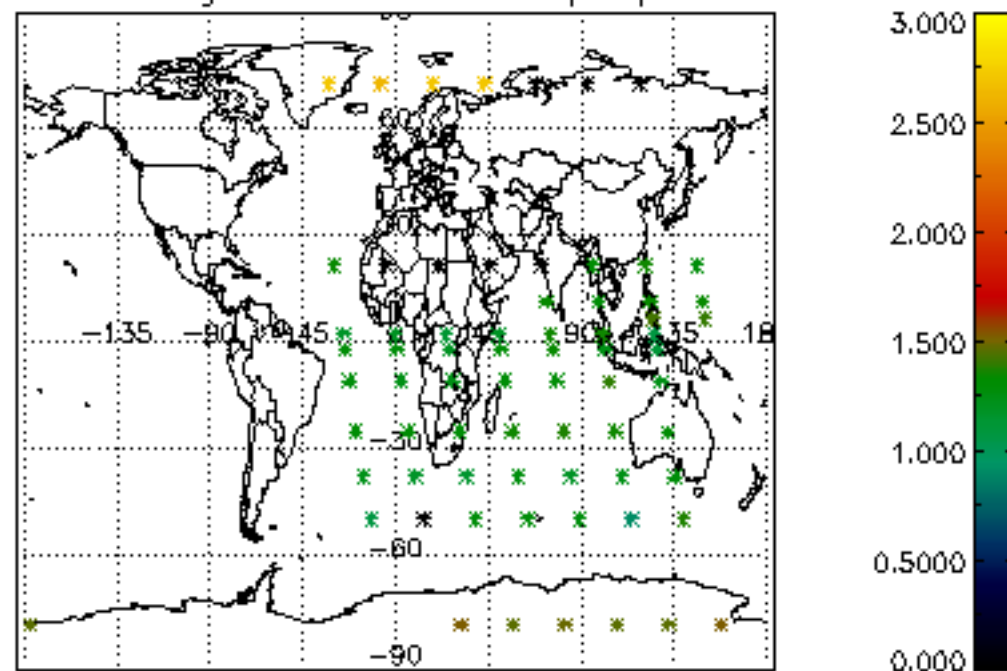




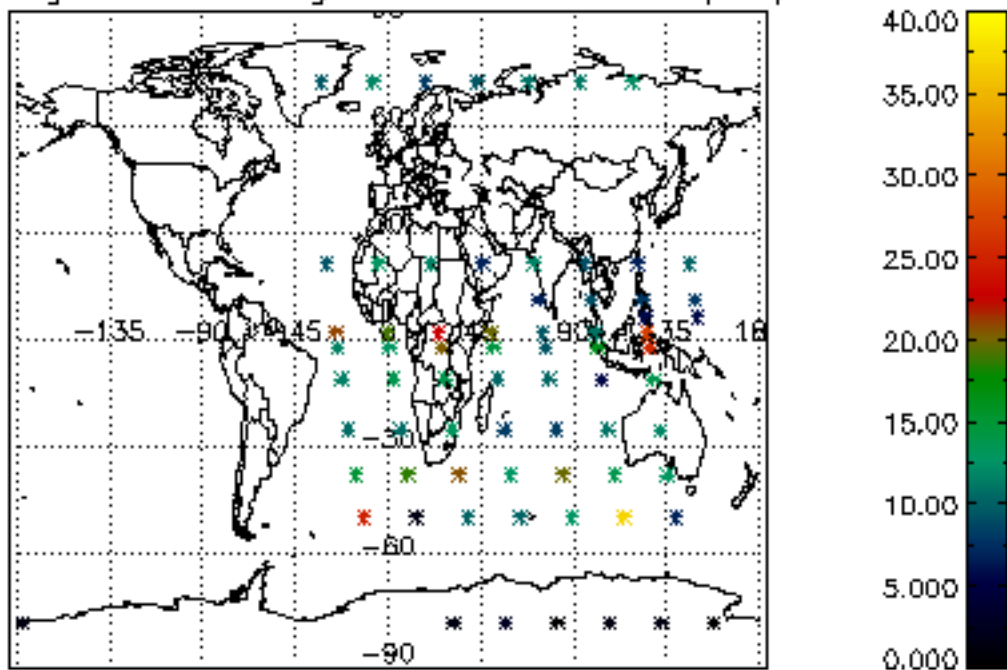
Percentage of cosmic ray hits per profile



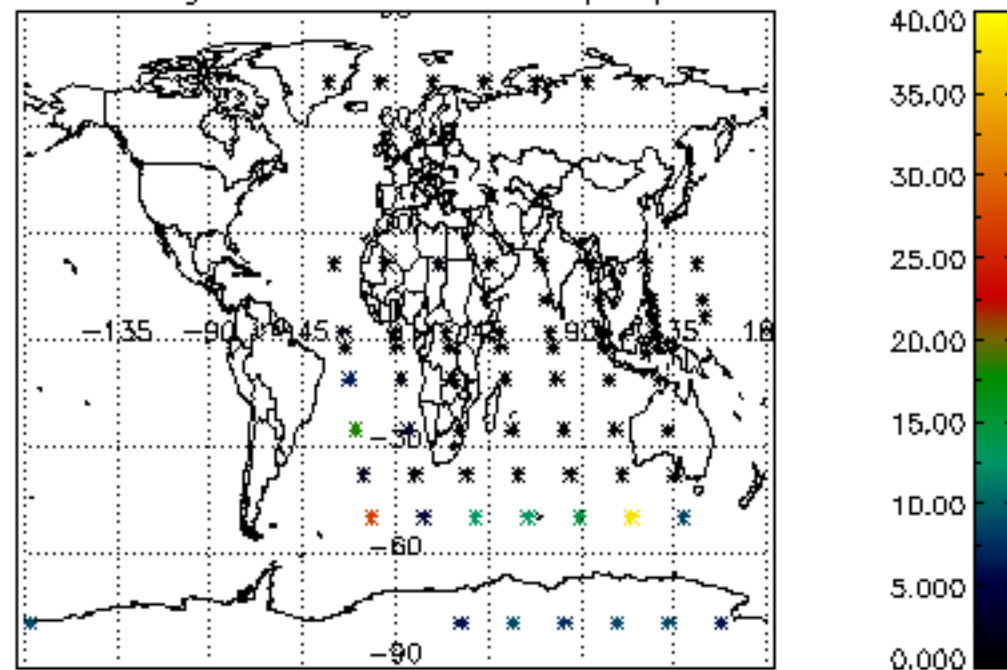
Percentage of datation errors per profile



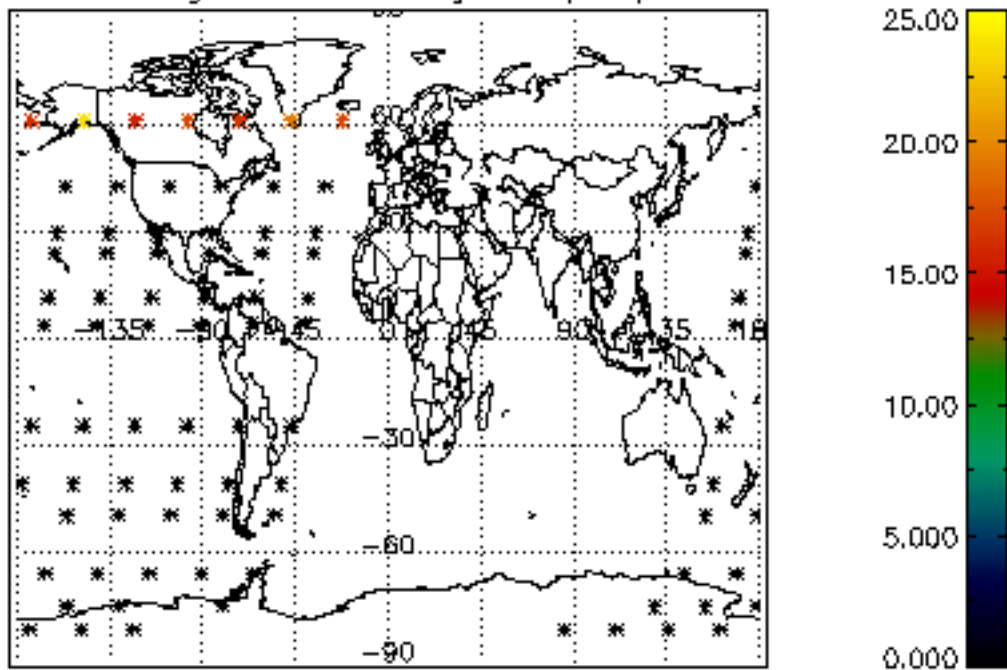
Percentage of star falling outside central band per profile



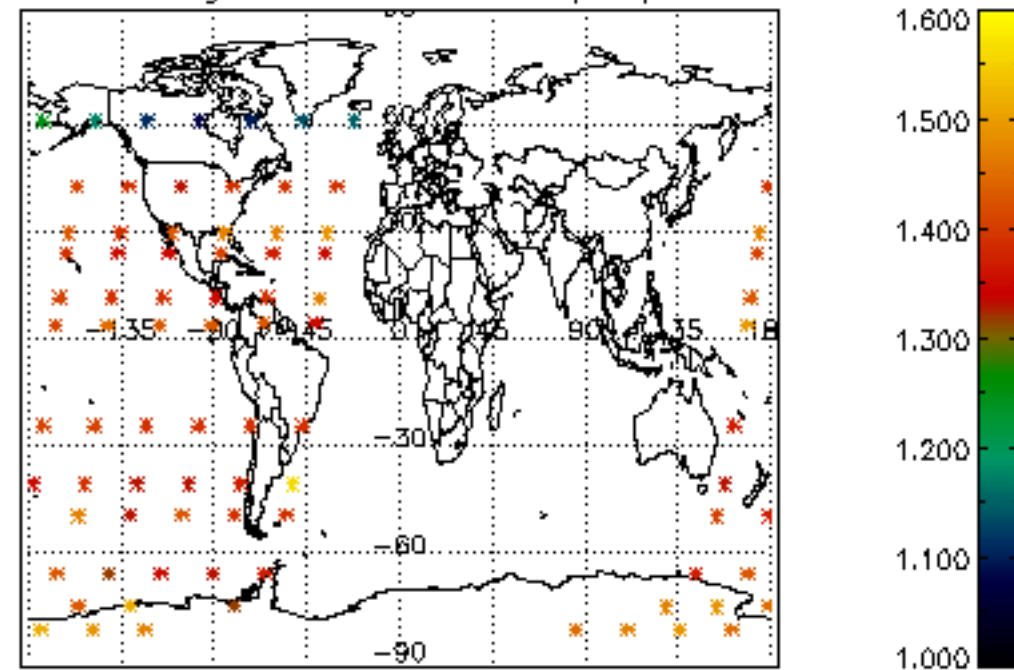
Percentage of saturation errors per profile



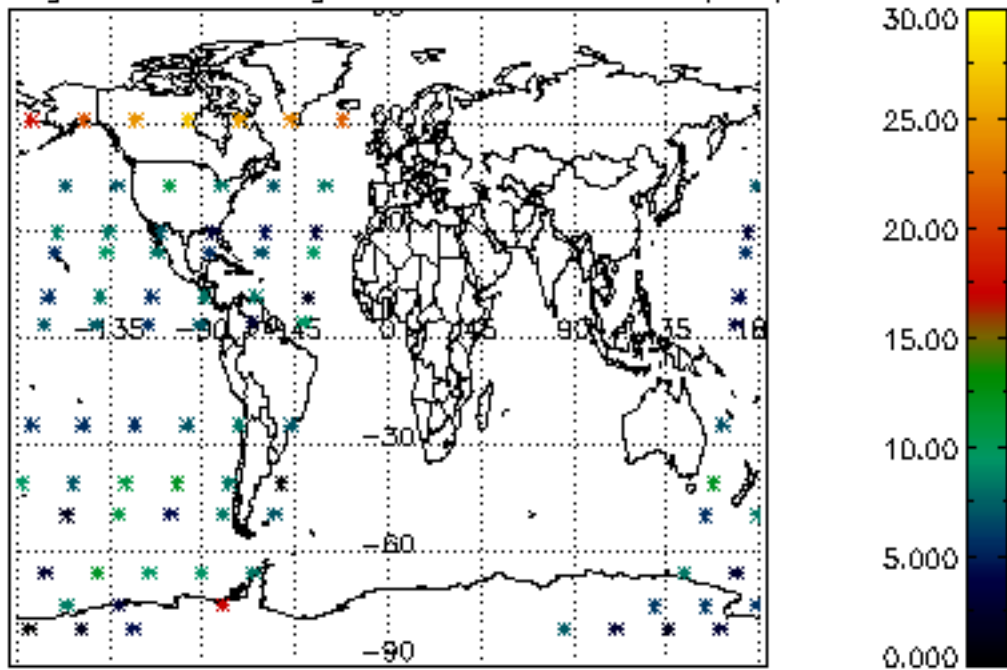
Percentage of cosmic ray hits per profile



Percentage of datation errors per profile



Percentage of star falling outside central band per profile



Percentage of saturation errors per profile

