

GOMOS Level 2 Daily Report

SUMMARY

[1. General Info](#)

[2. Summary of processed GOM_NL_2P products](#)

[3. Level 2 Quality information per product](#)

[3.1 Plot of level 2 quality information per product \(time dependant\)](#)

[3.2 Plot of level 2 quality information per product \(world map\)](#)

[4. Level 1 Quality information per product \(stored on level 2 products\)](#)

[4.1 Plot of level 1 quality information per product \(time dependant\)](#)

[4.1.1 Plot of level 1 quality information per product \(time dependant\): ASCENDING](#)

[4.1.2 Plot of level 1 quality information per product \(time dependant\): DESCENDING](#)

[4.2 Plot of level 1 quality information per product \(world map\)](#)

[4.2.1 Plot of level 1 quality information per product \(world map\): ASCENDING](#)

[4.2.2 Plot of level 1 quality information per product \(world map\): DESCENDING](#)

[5. Ozone profiles based on quality statistics and other trace gas profiles](#)

[5.1 Ozone statistics based on quality of products](#)

[5.2 Plot ozone profiles for all STD \(dark without errors\)](#)

[5.3 Plot ozone profiles where STD < 20% \(dark without errors\)](#)

[5.4. Plot ozone profiles where STD < 10% \(dark without errors\)](#)

[5.5. Plot ozone profiles where STD < 5% \(dark without errors\)](#)

[5.6 Plot NO2 profiles for all STD \(dark without errors\)](#)

[5.7 Plot NO3 profiles for all STD \(dark without errors\)](#)

[5.8 Plot H2O profiles \(only for occultations of stars 1,2,3,4,13,14,16,26,63 dark without errors\) for all STD](#)

[6. Auxiliary Data Files used for the production reported in section 2](#)

This report presents the daily analysis on parameters extracted from GOMOS level 2 data (GOM_NL__2P). It is intended to monitor some important parameters that will impact the quality of these products. A list of level 2 products (and content) that have arrived during the reporting day to the PCF is also given.

Item	Value
Time of report generation	18APR2013 12:44:30
Data source version	GOMOS/6.01
Start time of products	25-11-2005 (25NOV2005 00:00:00)
Stop time of products	26-11-2005 (26NOV2005 00:00:00)
Store outputs in DB	Yes
Nb of level 2 prods	298
Nb of prods with errors	0

2. Summary of processed GOM_NL__2P products.

Nr	Filename	UTC Start time	Limb	Duration	Star Id	Star Name	Star Mag	Star Temp	Nb Meas	Orbit	Prod. error
1	GOM_NL__2PRFIN20051125_000241_000000382042_00445_19537_8777.N1	25-NOV-2005 00:02:41	Dark	38.000	64	Gam Cen	2.2000	10600.	76	19537	No
2	GOM_NL__2PRFIN20051125_000354_000000382042_00445_19537_8778.N1	25-NOV-2005 00:03:54	Dark	37.500	99	Del Cen	2.5750	26000.	75	19537	No
3	GOM_NL__2PRFIN20051125_000515_000000432042_00445_19537_8779.N1	25-NOV-2005 00:05:15	Dark	42.500	20	Bet Cru	1.2530	30000.	85	19537	No
4	GOM_NL__2PRFIN20051125_000625_000000432042_00446_19538_8759.N1	25-NOV-2005 00:06:25	Dark	42.500	12	Alp1Cru	0.77500	30000.	85	19538	No
5	GOM_NL__2PRFIN20051125_000854_000000382042_00446_19538_8760.N1	25-NOV-2005 00:08:54	Dark	38.000	124	The Car	2.7640	30000.	76	19538	No
6	GOM_NL__2PRFIN20051125_001144_000000382042_00446_19538_8761.N1	25-NOV-2005 00:11:44	Dark	38.000	29	Bet Car	1.6720	10200.	76	19538	No
7	GOM_NL__2PRFIN20051125_002636_000000372042_00446_19538_8762.N1	25-NOV-2005 00:26:36	Straylight	36.500	157	The1Eri	2.9060	9300.0	73	19538	No
8	GOM_NL__2PRFIN20051125_003901_000000462042_00446_19538_8763.N1	25-NOV-2005 00:39:01	Twilight	46.000	94	92Alp Cet	2.5260	3100.0	92	19538	No
9	GOM_NL__2PRFIN20051125_004409_000000352042_00446_19538_8764.N1	25-NOV-2005 00:44:09	Bright	34.500	105	6Bet Ari	2.6450	8900.0	69	19538	No
10	GOM_NL__2PRFIN20051125_004755_000000352042_00446_19538_8765.N1	25-NOV-2005 00:47:55	Bright	34.500	173	4Bet Tri	3.0040	8900.0	69	19538	No
11	GOM_NL__2PRFIN20051125_004959_000000392042_00446_19538_8766.N1	25-NOV-2005 00:49:59	Bright	38.500	73	57Gam1And	2.2600	13100.	77	19538	No
12	GOM_NL__2PRFIN20051125_005313_000000192042_00446_19538_8767.N1	25-NOV-2005 00:53:13	Twilight	19.000	160	23Gam Per	2.9300	4700.0	38	19538	No
13	GOM_NL__2PRFIN20051125_005448_000000372042_00446_19538_8768.N1	25-NOV-2005 00:54:48	Bright	36.500	68	18Alp Cas	2.2250	4500.0	73	19538	No
14	GOM_NL__2PRFIN20051125_010309_000000332042_00446_19538_8769.N1	25-NOV-2005 01:03:09	Bright	32.500	49	1Alp UMi	1.9900	6300.0	65	19538	No
15	GOM_NL__2PRFIN20051125_010744_000000372042_00446_19538_8770.N1	25-NOV-2005 01:07:44	Bright	37.000	60	7Bet UMi	2.0810	3950.0	74	19538	No
16	GOM_NL__2PRFIN20051125_011327_000000532042_00446_19538_8771.N1	25-NOV-2005 01:13:27	Bright	53.000	55	79Zet UMa	2.0600	10200.	106	19538	No
17	GOM_NL__2PRFIN20051125_011501_000000532042_00446_19538_8772.N1	25-NOV-2005 01:15:01	Bright	53.000	39	85Eta UMa	1.8540	24000.	106	19538	No
18	GOM_NL__2PRFIN20051125_012046_000000342042_00446_19538_8773.N1	25-NOV-2005 01:20:46	Bright	33.500	83		2.3780	11000.	67	19538	No
19	GOM_NL__2PRFIN20051125_012316_000000332042_00446_19538_8774.N1	25-NOV-2005 01:23:16	Bright	33.000	3	16Alp Boo	-0.050000	4250.0	66	19538	No
20	GOM_NL__2PRFIN20051125_013659_000000442042_00446_19538_8775.N1	25-NOV-2005 01:36:59	Twilight	43.500	106	9Bet Crv	2.6480	5600.0	87	19538	No
21	GOM_NL__2PRFIN20051125_014317_000000392042_00446_19538_8776.N1	25-NOV-2005 01:43:17	Dark	38.500	64	Gam Cen	2.2000	10600.	77	19538	No
22	GOM_NL__2PRFIN20051125_014430_000000392042_00446_19538_8777.N1	25-NOV-2005 01:44:30	Dark	38.500	99	Del Cen	2.5750	26000.	77	19538	No
23	GOM_NL__2PRFIN20051125_014551_000000402042_00446_19538_8778.N1	25-NOV-2005 01:45:51	Dark	40.000	20	Bet Cru	1.2530	30000.	80	19538	No
24	GOM_NL__2PRFIN20051125_014701_000000392042_00447_19539_8759.N1	25-NOV-2005 01:47:01	Dark	39.000	12	Alp1Cru	0.77500	30000.	78	19539	No
25	GOM_NL__2PRFIN20051125_014930_000000382042_00447_19539_8760.N1	25-NOV-2005 01:49:30	Dark	37.500	124	The Car	2.7640	30000.	75	19539	No
26	GOM_NL__2PRFIN20051125_015221_000000392042_00447_19539_8761.N1	25-NOV-2005 01:52:21	Dark	38.500	29	Bet Car	1.6720	10200.	77	19539	No
27	GOM_NL__2PRFIN20051125_020712_000000392042_00447_19539_8762.N1	25-NOV-2005 02:07:12	Straylight	39.000	157	The1Eri	2.9060	9300.0	78	19539	No
28	GOM_NL__2PRFIN20051125_021937_000000462042_00447_19539_8763.N1	25-NOV-2005 02:19:37	Twilight	46.000	94	92Alp Cet	2.5260	3100.0	92	19539	No
29	GOM_NL__2PRFIN20051125_022445_000000362042_00447_19539_8764.N1	25-NOV-2005 02:24:45	Bright	36.000	105	6Bet Ari	2.6450	8900.0	72	19539	No
30	GOM_NL__2PRFIN20051125_022831_000000362042_00447_19539_8765.N1	25-NOV-2005 02:28:31	Bright	35.500	173	4Bet Tri	3.0040	8900.0	71	19539	No
31	GOM_NL__2PRFIN20051125_023035_000000382042_00447_19539_8766.N1	25-NOV-2005 02:30:35	Bright	38.000	73	57Gam1And	2.2600	13100.	76	19539	No
32	GOM_NL__2PRFIN20051125_023349_000000192042_00447_19539_8767.N1	25-NOV-2005 02:33:49	Twilight	19.000	160	23Gam Per	2.9300	4700.0	38	19539	No
33	GOM_NL__2PRFIN20051125_023524_000000362042_00447_19539_8768.N1	25-NOV-2005 02:35:24	Bright	36.000	68	18Alp Cas	2.2250	4500.0	72	19539	No
34	GOM_NL__2PRFIN20051125_024345_000000312042_00447_19539_8769.N1	25-NOV-2005 02:43:45	Bright	31.000	49	1Alp UMi	1.9900	6300.0	62	19539	No
35	GOM_NL__2PRFIN20051125_024819_000000372042_00447_19539_8770.N1	25-NOV-2005 02:48:19	Bright	37.000	60	7Bet UMi	2.0810	3950.0	74	19539	No
36	GOM_NL__2PRFIN20051125_025403_000000352042_00447_19539_8771.N1	25-NOV-2005 02:54:03	Bright	34.500	55	79Zet UMa	2.0600	10200.	69	19539	No
37	GOM_NL__2PRFIN20051125_025537_000000362042_00447_19539_8772.N1	25-NOV-2005 02:55:37	Bright	36.000	39	85Eta UMa	1.8540	24000.	72	19539	No
38	GOM_NL__2PRFIN20051125_025823_000000332042_00447_19539_8773.N1	25-NOV-2005 02:58:23	Bright	32.500	180	27Gam Boo	3.0400	8000.0	65	19539	No
39	GOM_NL__2PRFIN20051125_030122_000000332042_00447_19539_8774.N1	25-NOV-2005 03:01:22	Bright	33.000	83		2.3780	11000.	66	19539	No
40	GOM_NL__2PRFIN20051125_030352_000000332042_00447_19539_8775.N1	25-NOV-2005 03:03:52	Bright	32.500	3	16Alp Boo	-0.050000	4250.0	65	19539	No
41	GOM_NL__2PRFIN20051125_031736_000000422042_00447_19539_8776.N1	25-NOV-2005 03:17:36	Twilight	42.000	106	9Bet Crv	2.6480	5600.0	84	19539	No
42	GOM_NL__2PRFIN20051125_032353_000000382042_00447_19539_8777.N1	25-NOV-2005 03:23:53	Dark	37.500	64	Gam Cen	2.2000	10600.	75	19539	No

43	GOM_NL__2PRFIN20051125_032507_000000382042_00447_19539_8778.N1	25-NOV-2005 03:25:07	Dark	37.500	99	Del Cen	2.5750	26000.	75	19539	No
44	GOM_NL__2PRFIN20051125_032627_000000442042_00447_19539_8779.N1	25-NOV-2005 03:26:27	Dark	43.500	20	Bet Cru	1.2530	30000.	87	19539	No
45	GOM_NL__2PRFIN20051125_032737_000000472042_00448_19540_8779.N1	25-NOV-2005 03:27:37	Dark	46.500	12	Alp1Cru	0.77500	30000.	93	19540	No
46	GOM_NL__2PRFIN20051125_033007_000000382042_00448_19540_8780.N1	25-NOV-2005 03:30:07	Dark	38.000	124	The Car	2.7640	30000.	76	19540	No
47	GOM_NL__2PRFIN20051125_033257_000000392042_00448_19540_8781.N1	25-NOV-2005 03:32:57	Dark	39.000	29	Bet Car	1.6720	10200.	78	19540	No
48	GOM_NL__2PRFIN20051125_034748_000000372042_00448_19540_8782.N1	25-NOV-2005 03:47:48	Straylight	36.500	157	The1Eri	2.9060	9300.0	73	19540	No
49	GOM_NL__2PRFIN20051125_040013_000000492042_00448_19540_8783.N1	25-NOV-2005 04:00:13	Tw_i_and_stray	48.500	94	92Alp Cet	2.5260	3100.0	97	19540	No
50	GOM_NL__2PRFIN20051125_040521_000000372042_00448_19540_8784.N1	25-NOV-2005 04:05:21	Bright	36.500	105	6Bet Ari	2.6450	8900.0	73	19540	No
51	GOM_NL__2PRFIN20051125_040907_000000342042_00448_19540_8785.N1	25-NOV-2005 04:09:07	Bright	34.000	173	4Bet Tri	3.0040	8900.0	68	19540	No
52	GOM_NL__2PRFIN20051125_041111_000000352042_00448_19540_8786.N1	25-NOV-2005 04:11:11	Bright	34.500	73	57Gam1And	2.2600	13100.	69	19540	No
53	GOM_NL__2PRFIN20051125_041425_000000302042_00448_19540_8787.N1	25-NOV-2005 04:14:25	Bright	30.000	160	23Gam Per	2.9300	4700.0	60	19540	No
54	GOM_NL__2PRFIN20051125_041600_000000362042_00448_19540_8788.N1	25-NOV-2005 04:16:00	Bright	36.000	68	18Alp Cas	2.2250	4500.0	72	19540	No
55	GOM_NL__2PRFIN20051125_042421_000000332042_00448_19540_8789.N1	25-NOV-2005 04:24:21	Bright	32.500	49	1Alp UMi	1.9900	6300.0	65	19540	No
56	GOM_NL__2PRFIN20051125_042856_000000372042_00448_19540_8790.N1	25-NOV-2005 04:28:56	Bright	36.500	60	7Bet UMi	2.0810	3950.0	73	19540	No
57	GOM_NL__2PRFIN20051125_043439_000000372042_00448_19540_8791.N1	25-NOV-2005 04:34:39	Bright	37.000	55	79Zet UMa	2.0600	10200.	74	19540	No
58	GOM_NL__2PRFIN20051125_043613_000000362042_00448_19540_8792.N1	25-NOV-2005 04:36:13	Bright	36.000	39	85Eta UMa	1.8540	24000.	72	19540	No
59	GOM_NL__2PRFIN20051125_043859_000000342042_00448_19540_8793.N1	25-NOV-2005 04:38:59	Bright	33.500	180	27Gam Boo	3.0400	8000.0	67	19540	No
60	GOM_NL__2PRFIN20051125_044158_000000342042_00448_19540_8794.N1	25-NOV-2005 04:41:58	Bright	33.500	83		2.3780	11000.	67	19540	No
61	GOM_NL__2PRFIN20051125_044428_000000332042_00448_19540_8795.N1	25-NOV-2005 04:44:28	Bright	33.000	3	16Alp Boo	-0.050000	4250.0	66	19540	No
62	GOM_NL__2PRFIN20051125_045812_000000432042_00448_19540_8796.N1	25-NOV-2005 04:58:12	Twilight	43.000	106	9Bet Crv	2.6480	5600.0	86	19540	No
63	GOM_NL__2PRFIN20051125_050429_000000402042_00448_19540_8797.N1	25-NOV-2005 05:04:29	Dark	39.500	64	Gam Cen	2.2000	10600.	79	19540	No
64	GOM_NL__2PRFIN20051125_050543_000000402042_00448_19540_8798.N1	25-NOV-2005 05:05:43	Dark	40.000	99	Del Cen	2.5750	26000.	80	19540	No
65	GOM_NL__2PRFIN20051125_050704_000000412042_00448_19540_8799.N1	25-NOV-2005 05:07:04	Dark	41.000	20	Bet Cru	1.2530	30000.	82	19540	No
66	GOM_NL__2PRFIN20051125_050813_000000482042_00449_19541_8779.N1	25-NOV-2005 05:08:13	Dark	47.500	12	Alp1Cru	0.77500	30000.	95	19541	No
67	GOM_NL__2PRFIN20051125_051043_000000372042_00449_19541_8780.N1	25-NOV-2005 05:10:43	Dark	36.500	124	The Car	2.7640	30000.	73	19541	No
68	GOM_NL__2PRFIN20051125_051333_000000382042_00449_19541_8781.N1	25-NOV-2005 05:13:33	Dark	38.000	29	Bet Car	1.6720	10200.	76	19541	No
69	GOM_NL__2PRFIN20051125_052824_000000392042_00449_19541_8782.N1	25-NOV-2005 05:28:24	Straylight	38.500	157	The1Eri	2.9060	9300.0	77	19541	No
70	GOM_NL__2PRFIN20051125_054049_000000492042_00449_19541_8783.N1	25-NOV-2005 05:40:49	Tw_i_and_stray	49.000	94	92Alp Cet	2.5260	3100.0	98	19541	No
71	GOM_NL__2PRFIN20051125_054557_000000362042_00449_19541_8784.N1	25-NOV-2005 05:45:57	Bright	36.000	105	6Bet Ari	2.6450	8900.0	72	19541	No
72	GOM_NL__2PRFIN20051125_054943_000000352042_00449_19541_8785.N1	25-NOV-2005 05:49:43	Bright	35.000	173	4Bet Tri	3.0040	8900.0	70	19541	No
73	GOM_NL__2PRFIN20051125_055147_000000362042_00449_19541_8786.N1	25-NOV-2005 05:51:47	Bright	35.500	73	57Gam1And	2.2600	13100.	71	19541	No
74	GOM_NL__2PRFIN20051125_055501_000000302042_00449_19541_8787.N1	25-NOV-2005 05:55:01	Bright	30.000	160	23Gam Per	2.9300	4700.0	60	19541	No
75	GOM_NL__2PRFIN20051125_055637_000000372042_00449_19541_8788.N1	25-NOV-2005 05:56:37	Bright	36.500	68	18Alp Cas	2.2250	4500.0	73	19541	No
76	GOM_NL__2PRFIN20051125_060457_000000342042_00449_19541_8789.N1	25-NOV-2005 06:04:57	Bright	33.500	49	1Alp UMi	1.9900	6300.0	67	19541	No
77	GOM_NL__2PRFIN20051125_060932_000000372042_00449_19541_8790.N1	25-NOV-2005 06:09:32	Bright	36.500	60	7Bet UMi	2.0810	3950.0	73	19541	No
78	GOM_NL__2PRFIN20051125_061515_000000462042_00449_19541_8791.N1	25-NOV-2005 06:15:15	Bright	45.500	55	79Zet UMa	2.0600	10200.	91	19541	No
79	GOM_NL__2PRFIN20051125_061649_000000372042_00449_19541_8792.N1	25-NOV-2005 06:16:49	Bright	36.500	39	85Eta UMa	1.8540	24000.	73	19541	No
80	GOM_NL__2PRFIN20051125_061936_000000342042_00449_19541_8793.N1	25-NOV-2005 06:19:36	Bright	33.500	180	27Gam Boo	3.0400	8000.0	67	19541	No
81	GOM_NL__2PRFIN20051125_062235_000000342042_00449_19541_8794.N1	25-NOV-2005 06:22:35	Bright	33.500	83		2.3780	11000.	67	19541	No
82	GOM_NL__2PRFIN20051125_062505_000000332042_00449_19541_8795.N1	25-NOV-2005 06:25:05	Bright	33.000	3	16Alp Boo	-0.050000	4250.0	66	19541	No
83	GOM_NL__2PRFIN20051125_063849_000000462042_00449_19541_8796.N1	25-NOV-2005 06:38:49	Twilight	45.500	106	9Bet Crv	2.6480	5600.0	91	19541	No
84	GOM_NL__2PRFIN20051125_064506_000000382042_00449_19541_8797.N1	25-NOV-2005 06:45:06	Dark	38.000	64	Gam Cen	2.2000	10600.	76	19541	No
85	GOM_NL__2PRFIN20051125_064620_000000392042_00449_19541_8798.N1	25-NOV-2005 06:46:20	Dark	38.500	99	Del Cen	2.5750	26000.	77	19541	No
86	GOM_NL__2PRFIN20051125_064740_000000382042_00449_19541_8799.N1	25-NOV-2005 06:47:40	Dark	37.500	20	Bet Cru	1.2530	30000.	75	19541	No
87	GOM_NL__2PRFIN20051125_064850_000000432042_00450_19542_8779.N1	25-NOV-2005 06:48:50	Dark	43.000	12	Alp1Cru	0.77500	30000.	86	19542	No
88	GOM_NL__2PRFIN20051125_065119_000000382042_00450_19542_8780.N1	25-NOV-2005 06:51:19	Dark	38.000	124	The Car	2.7640	30000.	76	19542	No
89	GOM_NL__2PRFIN20051125_065410_000000392042_00450_19542_8781.N1	25-NOV-2005 06:54:10	Dark	38.500	29	Bet Car	1.6720	10200.	77	19542	No
90	GOM_NL__2PRFIN20051125_070900_000000372042_00450_19542_8782.N1	25-NOV-2005 07:09:00	Straylight	37.000	157	The1Eri	2.9060	9300.0	74	19542	No
91	GOM_NL__2PRFIN20051125_072125_000000472042_00450_19542_8783.N1	25-NOV-2005 07:21:25	Tw_i_and_stray	47.000	94	92Alp Cet	2.5260	3100.0	94	19542	No
92	GOM_NL__2PRFIN20051125_072634_000000372042_00450_19542_8784.N1	25-NOV-2005 07:26:34	Bright	37.000	105	6Bet Ari	2.6450	8900.0	74	19542	No
93	GOM_NL__2PRFIN20051125_073019_000000352042_00450_19542_8785.N1	25-NOV-2005 07:30:19	Bright	35.000	173	4Bet Tri	3.0040	8900.0	70	19542	No
94	GOM_NL__2PRFIN20051125_073223_000000362042_00450_19542_8786.N1	25-NOV-2005 07:32:23	Bright	35.500	73	57Gam1And	2.2600	13100.	71	19542	No
95	GOM_NL__2PRFIN20051125_073537_000000362042_00450_19542_8787.N1	25-NOV-2005 07:35:37	Bright	35.500	160	23Gam Per	2.9300	4700.0	71	19542	No
96	GOM_NL__2PRFIN20051125_073713_000000382042_00450_19542_8788.N1	25-NOV-2005 07:37:13	Bright	37.500	68	18Alp Cas	2.2250	4500.0	75	19542	No
97	GOM_NL__2PRFIN20051125_074533_000000362042_00450_19542_8789.N1	25-NOV-2005 07:45:33	Bright	36.000	49	1Alp UMi	1.9900	6300.0	72	19542	No
98	GOM_NL__2PRFIN20051125_075008_000000322042_00450_19542_8790.N1	25-NOV-2005 07:50:08	Bright	32.000	60	7Bet UMi	2.0810	3950.0	64	19542	No
99	GOM_NL__2PRFIN20051125_075551_000000372042_00450_19542_8791.N1	25-NOV-2005 07:55:51	Bright	37.000	55	79Zet UMa	2.0600	10200.	74	19542	No
100	GOM_NL__2PRFIN20051125_075725_000000342042_00450_19542_8792.N1	25-NOV-2005 07:57:25	Bright	34.000	39	85Eta UMa	1.8540	24000.	68	19542	No
101	GOM_NL__2PRFIN20051125_080012_000000342042_00450_19542_8793.N1	25-NOV-2005 08:00:12	Bright	33.500	180	27Gam Boo	3.0400	8000.0	67	19542	No

102	GOM_NL__2PRFIN20051125_080311_000000332042_00450_19542_8794.N1	25-NOV-2005 08:03:11	Bright	33.000	83		2.3780	11000.	66	19542	No
103	GOM_NL__2PRFIN20051125_080541_000000332042_00450_19542_8795.N1	25-NOV-2005 08:05:41	Bright	33.000	3	16Alp Boo	-0.050000	4250.0	66	19542	No
104	GOM_NL__2PRFIN20051125_081925_000000462042_00450_19542_8796.N1	25-NOV-2005 08:19:25	Twilight	45.500	106	9Bet Crv	2.6480	5600.0	91	19542	No
105	GOM_NL__2PRFIN20051125_082542_000000432042_00450_19542_8797.N1	25-NOV-2005 08:25:42	Dark	42.500	64	Gam Cen	2.2000	10600.	85	19542	No
106	GOM_NL__2PRFIN20051125_082656_000000422042_00450_19542_8798.N1	25-NOV-2005 08:26:56	Dark	42.000	99	Del Cen	2.5750	26000.	84	19542	No
107	GOM_NL__2PRFIN20051125_082816_000000402042_00450_19542_8799.N1	25-NOV-2005 08:28:16	Dark	39.500	20	Bet Cru	1.2530	30000.	79	19542	No
108	GOM_NL__2PRFIN20051125_082926_000000432042_00451_19543_8779.N1	25-NOV-2005 08:29:26	Dark	42.500	12	Alp1Cru	0.77500	30000.	85	19543	No
109	GOM_NL__2PRFIN20051125_083156_000000392042_00451_19543_8780.N1	25-NOV-2005 08:31:56	Dark	39.000	124	The Car	2.7640	30000.	78	19543	No
110	GOM_NL__2PRFIN20051125_083446_000000382042_00451_19543_8781.N1	25-NOV-2005 08:34:46	Dark	37.500	29	Bet Car	1.6720	10200.	75	19543	No
111	GOM_NL__2PRFIN20051125_084937_000000382042_00451_19543_8782.N1	25-NOV-2005 08:49:37	Straylight	38.000	157	The1Eri	2.9060	9300.0	76	19543	No
112	GOM_NL__2PRFIN20051125_090201_000000482042_00451_19543_8783.N1	25-NOV-2005 09:02:01	Tw_i_and_stray	47.500	94	92Alp Cet	2.5260	3100.0	95	19543	No
113	GOM_NL__2PRFIN20051125_090710_000000372042_00451_19543_8784.N1	25-NOV-2005 09:07:10	Bright	37.000	105	6Bet Ari	2.6450	8900.0	74	19543	No
114	GOM_NL__2PRFIN20051125_091055_000000352042_00451_19543_8785.N1	25-NOV-2005 09:10:55	Bright	35.000	173	4Bet Tri	3.0040	8900.0	70	19543	No
115	GOM_NL__2PRFIN20051125_091259_000000362042_00451_19543_8786.N1	25-NOV-2005 09:12:59	Bright	36.000	73	57Gam1And	2.2600	13100.	72	19543	No
116	GOM_NL__2PRFIN20051125_091613_000000382042_00451_19543_8787.N1	25-NOV-2005 09:16:13	Bright	38.000	160	23Gam Per	2.9300	4700.0	76	19543	No
117	GOM_NL__2PRFIN20051125_091749_000000352042_00451_19543_8788.N1	25-NOV-2005 09:17:49	Bright	34.500	68	18Alp Cas	2.2250	4500.0	69	19543	No
118	GOM_NL__2PRFIN20051125_092608_000000382042_00451_19543_8789.N1	25-NOV-2005 09:26:08	Bright	37.500	49	1Alp UMi	1.9900	6300.0	75	19543	No
119	GOM_NL__2PRFIN20051125_093044_000000382042_00451_19543_8790.N1	25-NOV-2005 09:30:44	Bright	38.000	60	7Bet UMi	2.0810	3950.0	76	19543	No
120	GOM_NL__2PRFIN20051125_093627_000000342042_00451_19543_8791.N1	25-NOV-2005 09:36:27	Bright	34.000	55	79Zet UMa	2.0600	10200.	68	19543	No
121	GOM_NL__2PRFIN20051125_093801_000000332042_00451_19543_8792.N1	25-NOV-2005 09:38:01	Bright	33.000	39	85Eta UMa	1.8540	24000.	66	19543	No
122	GOM_NL__2PRFIN20051125_094048_000000332042_00451_19543_8793.N1	25-NOV-2005 09:40:48	Bright	33.000	180	27Gam Boo	3.0400	8000.0	66	19543	No
123	GOM_NL__2PRFIN20051125_094347_000000342042_00451_19543_8794.N1	25-NOV-2005 09:43:47	Bright	33.500	83		2.3780	11000.	67	19543	No
124	GOM_NL__2PRFIN20051125_094617_000000342042_00451_19543_8795.N1	25-NOV-2005 09:46:17	Bright	33.500	3	16Alp Boo	-0.050000	4250.0	67	19543	No
125	GOM_NL__2PRFIN20051125_100002_000000452042_00451_19543_8796.N1	25-NOV-2005 10:00:02	Twilight	44.500	106	9Bet Crv	2.6480	5600.0	89	19543	No
126	GOM_NL__2PRFIN20051125_100618_000000412042_00451_19543_8797.N1	25-NOV-2005 10:06:18	Dark	40.500	64	Gam Cen	2.2000	10600.	81	19543	No
127	GOM_NL__2PRFIN20051125_100732_000000392042_00451_19543_8798.N1	25-NOV-2005 10:07:32	Dark	39.000	99	Del Cen	2.5750	26000.	78	19543	No
128	GOM_NL__2PRFIN20051125_100852_000000422042_00451_19543_8799.N1	25-NOV-2005 10:08:52	Dark	42.000	20	Bet Cru	1.2530	30000.	84	19543	No
129	GOM_NL__2PRFIN20051125_101002_000000472042_00452_19544_8779.N1	25-NOV-2005 10:10:02	Dark	47.000	12	Alp1Cru	0.77500	30000.	94	19544	No
130	GOM_NL__2PRFIN20051125_101232_000000382042_00452_19544_8780.N1	25-NOV-2005 10:12:32	Dark	37.500	124	The Car	2.7640	30000.	75	19544	No
131	GOM_NL__2PRFIN20051125_101522_000000392042_00452_19544_8781.N1	25-NOV-2005 10:15:22	Dark	39.000	29	Bet Car	1.6720	10200.	78	19544	No
132	GOM_NL__2PRFIN20051125_103013_000000372042_00452_19544_8782.N1	25-NOV-2005 10:30:13	Straylight	36.500	157	The1Eri	2.9060	9300.0	73	19544	No
133	GOM_NL__2PRFIN20051125_104237_000000482042_00452_19544_8783.N1	25-NOV-2005 10:42:37	Tw_i_and_stray	47.500	94	92Alp Cet	2.5260	3100.0	95	19544	No
134	GOM_NL__2PRFIN20051125_104746_000000372042_00452_19544_8784.N1	25-NOV-2005 10:47:46	Bright	37.000	105	6Bet Ari	2.6450	8900.0	74	19544	No
135	GOM_NL__2PRFIN20051125_105131_000000342042_00452_19544_8785.N1	25-NOV-2005 10:51:31	Bright	34.000	173	4Bet Tri	3.0040	8900.0	68	19544	No
136	GOM_NL__2PRFIN20051125_105335_000000352042_00452_19544_8786.N1	25-NOV-2005 10:53:35	Bright	35.000	73	57Gam1And	2.2600	13100.	70	19544	No
137	GOM_NL__2PRFIN20051125_105648_000000362042_00452_19544_8787.N1	25-NOV-2005 10:56:48	Bright	36.000	160	23Gam Per	2.9300	4700.0	72	19544	No
138	GOM_NL__2PRFIN20051125_105825_000000372042_00452_19544_8788.N1	25-NOV-2005 10:58:25	Bright	36.500	68	18Alp Cas	2.2250	4500.0	73	19544	No
139	GOM_NL__2PRFIN20051125_110644_000000362042_00452_19544_8789.N1	25-NOV-2005 11:06:44	Bright	35.500	49	1Alp UMi	1.9900	6300.0	71	19544	No
140	GOM_NL__2PRFIN20051125_111120_000000352042_00452_19544_8790.N1	25-NOV-2005 11:11:20	Bright	35.000	60	7Bet UMi	2.0810	3950.0	70	19544	No
141	GOM_NL__2PRFIN20051125_111703_000000342042_00452_19544_8791.N1	25-NOV-2005 11:17:03	Bright	34.000	55	79Zet UMa	2.0600	10200.	68	19544	No
142	GOM_NL__2PRFIN20051125_111837_000000372042_00452_19544_8792.N1	25-NOV-2005 11:18:37	Bright	36.500	39	85Eta UMa	1.8540	24000.	73	19544	No
143	GOM_NL__2PRFIN20051125_112124_000000332042_00452_19544_8793.N1	25-NOV-2005 11:21:24	Bright	33.000	180	27Gam Boo	3.0400	8000.0	66	19544	No
144	GOM_NL__2PRFIN20051125_112423_000000342042_00452_19544_8794.N1	25-NOV-2005 11:24:23	Bright	33.500	83		2.3780	11000.	67	19544	No
145	GOM_NL__2PRFIN20051125_112653_000000342042_00452_19544_8795.N1	25-NOV-2005 11:26:53	Bright	33.500	3	16Alp Boo	-0.050000	4250.0	67	19544	No
146	GOM_NL__2PRFIN20051125_114038_000000462042_00452_19544_8796.N1	25-NOV-2005 11:40:38	Twilight	46.000	106	9Bet Crv	2.6480	5600.0	92	19544	No
147	GOM_NL__2PRFIN20051125_114654_000000382042_00452_19544_8797.N1	25-NOV-2005 11:46:54	Dark	38.000	64	Gam Cen	2.2000	10600.	76	19544	No
148	GOM_NL__2PRFIN20051125_114808_000000392042_00452_19544_8798.N1	25-NOV-2005 11:48:08	Dark	39.000	99	Del Cen	2.5750	26000.	78	19544	No
149	GOM_NL__2PRFIN20051125_114928_000000412042_00452_19544_8799.N1	25-NOV-2005 11:49:28	Dark	40.500	20	Bet Cru	1.2530	30000.	81	19544	No
150	GOM_NL__2PRFIN20051125_115038_000000472042_00453_19545_8779.N1	25-NOV-2005 11:50:38	Dark	47.000	12	Alp1Cru	0.77500	30000.	94	19545	No
151	GOM_NL__2PRFIN20051125_115308_000000372042_00453_19545_8780.N1	25-NOV-2005 11:53:08	Dark	36.500	124	The Car	2.7640	30000.	73	19545	No
152	GOM_NL__2PRFIN20051125_115559_000000382042_00453_19545_8781.N1	25-NOV-2005 11:55:59	Dark	38.000	29	Bet Car	1.6720	10200.	76	19545	No
153	GOM_NL__2PRFIN20051125_121049_000000372042_00453_19545_8782.N1	25-NOV-2005 12:10:49	Straylight	37.000	157	The1Eri	2.9060	9300.0	74	19545	No
154	GOM_NL__2PRFIN20051125_122313_000000512042_00453_19545_8783.N1	25-NOV-2005 12:23:13	Tw_i_and_stray	51.000	94	92Alp Cet	2.5260	3100.0	102	19545	No
155	GOM_NL__2PRFIN20051125_122822_000000362042_00453_19545_8784.N1	25-NOV-2005 12:28:22	Bright	35.500	105	6Bet Ari	2.6450	8900.0	71	19545	No
156	GOM_NL__2PRFIN20051125_123207_000000342042_00453_19545_8785.N1	25-NOV-2005 12:32:07	Bright	33.500	173	4Bet Tri	3.0040	8900.0	67	19545	No
157	GOM_NL__2PRFIN20051125_123411_000000362042_00453_19545_8786.N1	25-NOV-2005 12:34:11	Bright	36.000	73	57Gam1And	2.2600	13100.	72	19545	No
158	GOM_NL__2PRFIN20051125_123724_000000352042_00453_19545_8787.N1	25-NOV-2005 12:37:24	Bright	34.500	160	23Gam Per	2.9300	4700.0	69	19545	No
159	GOM_NL__2PRFIN20051125_123901_000000342042_00453_19545_8788.N1	25-NOV-2005 12:39:01	Bright	34.000	68	18Alp Cas	2.2250	4500.0	68	19545	No
160	GOM_NL__2PRFIN20051125_124720_000000362042_00453_19545_8789.N1	25-NOV-2005 12:47:20	Bright	35.500	49	1Alp UMi	1.9900	6300.0	71	19545	No

161	GOM_NL__2PRFIN20051125_125155_000000352042_00453_19545_8790.N1	25-NOV-2005 12:51:55	Bright	34.500	60	7Bet UMi	2.0810	3950.0	69	19545	No
162	GOM_NL__2PRFIN20051125_125738_000000372042_00453_19545_8791.N1	25-NOV-2005 12:57:38	Bright	37.000	55	79Zet UMa	2.0600	10200.	74	19545	No
163	GOM_NL__2PRFIN20051125_125913_000000372042_00453_19545_8792.N1	25-NOV-2005 12:59:13	Bright	37.000	39	85Eta UMa	1.8540	24000.	74	19545	No
164	GOM_NL__2PRFIN20051125_130200_000000342042_00453_19545_8793.N1	25-NOV-2005 13:02:00	Bright	34.000	180	27Gam Boo	3.0400	8000.0	68	19545	No
165	GOM_NL__2PRFIN20051125_130459_000000342042_00453_19545_8794.N1	25-NOV-2005 13:04:59	Bright	34.000	83		2.3780	11000.	68	19545	No
166	GOM_NL__2PRFIN20051125_130729_000000342042_00453_19545_8795.N1	25-NOV-2005 13:07:29	Bright	33.500	3	16Alp Boo	-0.050000	4250.0	67	19545	No
167	GOM_NL__2PRFIN20051125_132114_000000452042_00453_19545_8796.N1	25-NOV-2005 13:21:14	Twilight	44.500	106	9Bet Crv	2.6480	5600.0	89	19545	No
168	GOM_NL__2PRFIN20051125_132731_000000402042_00453_19545_8797.N1	25-NOV-2005 13:27:31	Dark	40.000	64	Gam Cen	2.2000	10600.	80	19545	No
169	GOM_NL__2PRFIN20051125_132845_000000382042_00453_19545_8798.N1	25-NOV-2005 13:28:45	Dark	38.000	99	Del Cen	2.5750	26000.	76	19545	No
170	GOM_NL__2PRFIN20051125_133004_000000402042_00453_19545_8799.N1	25-NOV-2005 13:30:04	Dark	40.000	20	Bet Cru	1.2530	30000.	80	19545	No
171	GOM_NL__2PRFIN20051125_133114_000000462042_00454_19546_8779.N1	25-NOV-2005 13:31:14	Dark	46.000	12	Alp1Cru	0.77500	30000.	92	19546	No
172	GOM_NL__2PRFIN20051125_133345_000000372042_00454_19546_8780.N1	25-NOV-2005 13:33:45	Dark	37.000	124	The Car	2.7640	30000.	74	19546	No
173	GOM_NL__2PRFIN20051125_133635_000000372042_00454_19546_8781.N1	25-NOV-2005 13:36:35	Dark	36.500	29	Bet Car	1.6720	10200.	73	19546	No
174	GOM_NL__2PRFIN20051125_135125_000000382042_00454_19546_8782.N1	25-NOV-2005 13:51:25	Straylight	37.500	157	The1Eri	2.9060	9300.0	75	19546	No
175	GOM_NL__2PRFIN20051125_140349_000000482042_00454_19546_8783.N1	25-NOV-2005 14:03:49	Tw_and_stray	47.500	94	92Alp Cet	2.5260	3100.0	95	19546	No
176	GOM_NL__2PRFIN20051125_140858_000000352042_00454_19546_8784.N1	25-NOV-2005 14:08:58	Bright	34.500	105	6Bet Ari	2.6450	8900.0	69	19546	No
177	GOM_NL__2PRFIN20051125_141243_000000352042_00454_19546_8785.N1	25-NOV-2005 14:12:43	Bright	35.000	173	4Bet Tri	3.0040	8900.0	70	19546	No
178	GOM_NL__2PRFIN20051125_141447_000000372042_00454_19546_8786.N1	25-NOV-2005 14:14:47	Bright	36.500	73	57Gam1And	2.2600	13100.	73	19546	No
179	GOM_NL__2PRFIN20051125_141800_000000352042_00454_19546_8787.N1	25-NOV-2005 14:18:00	Bright	35.000	160	23Gam Per	2.9300	4700.0	70	19546	No
180	GOM_NL__2PRFIN20051125_141938_000000372042_00454_19546_8788.N1	25-NOV-2005 14:19:38	Bright	37.000	68	18Alp Cas	2.2250	4500.0	74	19546	No
181	GOM_NL__2PRFIN20051125_142756_000000362042_00454_19546_8789.N1	25-NOV-2005 14:27:56	Bright	36.000	49	1Alp UMi	1.9900	6300.0	72	19546	No
182	GOM_NL__2PRFIN20051125_143231_000000362042_00454_19546_8790.N1	25-NOV-2005 14:32:31	Bright	35.500	60	7Bet UMi	2.0810	3950.0	71	19546	No
183	GOM_NL__2PRFIN20051125_143814_000000372042_00454_19546_8791.N1	25-NOV-2005 14:38:14	Bright	37.000	55	79Zet UMa	2.0600	10200.	74	19546	No
184	GOM_NL__2PRFIN20051125_143949_000000362042_00454_19546_8792.N1	25-NOV-2005 14:39:49	Bright	35.500	39	85Eta UMa	1.8540	24000.	71	19546	No
185	GOM_NL__2PRFIN20051125_144236_000000342042_00454_19546_8793.N1	25-NOV-2005 14:42:36	Bright	33.500	180	27Gam Boo	3.0400	8000.0	67	19546	No
186	GOM_NL__2PRFIN20051125_144535_000000342042_00454_19546_8794.N1	25-NOV-2005 14:45:35	Bright	33.500	83		2.3780	11000.	67	19546	No
187	GOM_NL__2PRFIN20051125_144805_000000332042_00454_19546_8795.N1	25-NOV-2005 14:48:05	Bright	33.000	3	16Alp Boo	-0.050000	4250.0	66	19546	No
188	GOM_NL__2PRFIN20051125_150151_000000462042_00454_19546_8796.N1	25-NOV-2005 15:01:51	Twilight	46.000	106	9Bet Crv	2.6480	5600.0	92	19546	No
189	GOM_NL__2PRFIN20051125_150807_000000382042_00454_19546_8797.N1	25-NOV-2005 15:08:07	Dark	37.500	64	Gam Cen	2.2000	10600.	75	19546	No
190	GOM_NL__2PRFIN20051125_150921_000000402042_00454_19546_8798.N1	25-NOV-2005 15:09:21	Dark	40.000	99	Del Cen	2.5750	26000.	80	19546	No
191	GOM_NL__2PRFIN20051125_151040_000000382042_00454_19546_8799.N1	25-NOV-2005 15:10:40	Dark	38.000	20	Bet Cru	1.2530	30000.	76	19546	No
192	GOM_NL__2PRFIN20051125_151150_000000382042_00455_19547_8779.N1	25-NOV-2005 15:11:50	Dark	37.500	12	Alp1Cru	0.77500	30000.	75	19547	No
193	GOM_NL__2PRFIN20051125_151421_000000372042_00455_19547_8780.N1	25-NOV-2005 15:14:21	Dark	37.000	124	The Car	2.7640	30000.	74	19547	No
194	GOM_NL__2PRFIN20051125_151711_000000372042_00455_19547_8781.N1	25-NOV-2005 15:17:11	Dark	37.000	29	Bet Car	1.6720	10200.	74	19547	No
195	GOM_NL__2PRFIN20051125_153201_000000402042_00455_19547_8782.N1	25-NOV-2005 15:32:01	Straylight	39.500	157	The1Eri	2.9060	9300.0	79	19547	No
196	GOM_NL__2PRFIN20051125_154425_000000462042_00455_19547_8783.N1	25-NOV-2005 15:44:25	Tw_and_stray	46.000	94	92Alp Cet	2.5260	3100.0	92	19547	No
197	GOM_NL__2PRFIN20051125_154934_000000362042_00455_19547_8784.N1	25-NOV-2005 15:49:34	Bright	36.000	105	6Bet Ari	2.6450	8900.0	72	19547	No
198	GOM_NL__2PRFIN20051125_155319_000000362042_00455_19547_8785.N1	25-NOV-2005 15:53:19	Bright	35.500	173	4Bet Tri	3.0040	8900.0	71	19547	No
199	GOM_NL__2PRFIN20051125_155523_000000362042_00455_19547_8786.N1	25-NOV-2005 15:55:23	Bright	36.000	73	57Gam1And	2.2600	13100.	72	19547	No
200	GOM_NL__2PRFIN20051125_155836_000000362042_00455_19547_8787.N1	25-NOV-2005 15:58:36	Bright	36.000	160	23Gam Per	2.9300	4700.0	72	19547	No
201	GOM_NL__2PRFIN20051125_160014_000000372042_00455_19547_8788.N1	25-NOV-2005 16:00:14	Bright	36.500	68	18Alp Cas	2.2250	4500.0	73	19547	No
202	GOM_NL__2PRFIN20051125_160832_000000352042_00455_19547_8789.N1	25-NOV-2005 16:08:32	Bright	35.000	49	1Alp UMi	1.9900	6300.0	70	19547	No
203	GOM_NL__2PRFIN20051125_161307_000000382042_00455_19547_8790.N1	25-NOV-2005 16:13:07	Bright	37.500	60	7Bet UMi	2.0810	3950.0	75	19547	No
204	GOM_NL__2PRFIN20051125_161850_000000382042_00455_19547_8791.N1	25-NOV-2005 16:18:50	Bright	38.000	55	79Zet UMa	2.0600	10200.	76	19547	No
205	GOM_NL__2PRFIN20051125_162025_000000372042_00455_19547_8792.N1	25-NOV-2005 16:20:25	Bright	36.500	39	85Eta UMa	1.8540	24000.	73	19547	No
206	GOM_NL__2PRFIN20051125_162312_000000342042_00455_19547_8793.N1	25-NOV-2005 16:23:12	Bright	34.000	180	27Gam Boo	3.0400	8000.0	68	19547	No
207	GOM_NL__2PRFIN20051125_162611_000000332042_00455_19547_8794.N1	25-NOV-2005 16:26:11	Bright	33.000	83		2.3780	11000.	66	19547	No
208	GOM_NL__2PRFIN20051125_162841_000000342042_00455_19547_8795.N1	25-NOV-2005 16:28:41	Bright	33.500	3	16Alp Boo	-0.050000	4250.0	67	19547	No
209	GOM_NL__2PRFIN20051125_164227_000000422042_00455_19547_8796.N1	25-NOV-2005 16:42:27	Twilight	41.500	106	9Bet Crv	2.6480	5600.0	83	19547	No
210	GOM_NL__2PRFIN20051125_164843_000000392042_00455_19547_8797.N1	25-NOV-2005 16:48:43	Dark	39.000	64	Gam Cen	2.2000	10600.	78	19547	No
211	GOM_NL__2PRFIN20051125_164958_000000412042_00455_19547_8798.N1	25-NOV-2005 16:49:58	Dark	40.500	99	Del Cen	2.5750	26000.	81	19547	No
212	GOM_NL__2PRFIN20051125_165117_000000462042_00455_19547_8799.N1	25-NOV-2005 16:51:17	Dark	45.500	20	Bet Cru	1.2530	30000.	91	19547	No
213	GOM_NL__2PRFIN20051125_165227_000000382042_00456_19548_8779.N1	25-NOV-2005 16:52:27	Dark	37.500	12	Alp1Cru	0.77500	30000.	75	19548	No
214	GOM_NL__2PRFIN20051125_165457_000000372042_00456_19548_8780.N1	25-NOV-2005 16:54:57	Dark	37.000	124	The Car	2.7640	30000.	74	19548	No
215	GOM_NL__2PRFIN20051125_165748_000000382042_00456_19548_8781.N1	25-NOV-2005 16:57:48	Dark	38.000	29	Bet Car	1.6720	10200.	76	19548	No
216	GOM_NL__2PRFIN20051125_171237_000000392042_00456_19548_8782.N1	25-NOV-2005 17:12:37	Straylight	38.500	157	The1Eri	2.9060	9300.0	77	19548	No
217	GOM_NL__2PRFIN20051125_172501_000000442042_00456_19548_8783.N1	25-NOV-2005 17:25:01	Tw_and_stray	43.500	94	92Alp Cet	2.5260	3100.0	87	19548	No
218	GOM_NL__2PRFIN20051125_173010_000000362042_00456_19548_8784.N1	25-NOV-2005 17:30:10	Bright	35.500	105	6Bet Ari	2.6450	8900.0	71	19548	No
219	GOM_NL__2PRFIN20051125_173355_000000342042_00456_19548_8785.N1	25-NOV-2005 17:33:55	Bright	34.000	173	4Bet Tri	3.0040	8900.0	68	19548	No

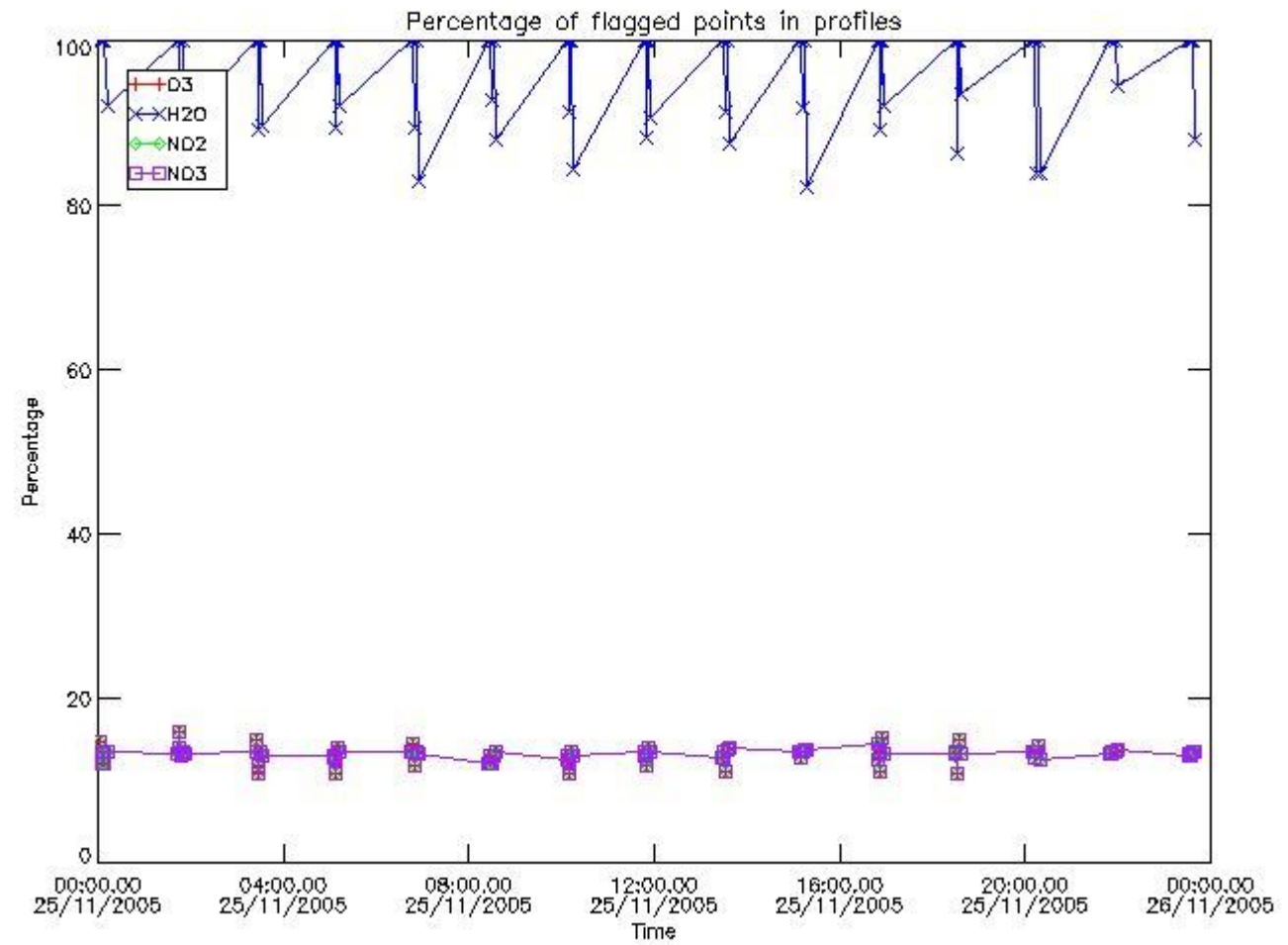
220	GOM_NL__2PRFIN20051125_173559_000000382042_00456_19548_8786.N1	25-NOV-2005 17:35:59	Bright	38.000	73	57Gam1And	2.2600	13100.	76	19548	No
221	GOM_NL__2PRFIN20051125_173911_000000362042_00456_19548_8787.N1	25-NOV-2005 17:39:11	Bright	36.000	160	23Gam Per	2.9300	4700.0	72	19548	No
222	GOM_NL__2PRFIN20051125_174050_000000372042_00456_19548_8788.N1	25-NOV-2005 17:40:50	Bright	36.500	68	18Alp Cas	2.2250	4500.0	73	19548	No
223	GOM_NL__2PRFIN20051125_174908_000000362042_00456_19548_8789.N1	25-NOV-2005 17:49:08	Bright	36.000	49	1Alp UMi	1.9900	6300.0	72	19548	No
224	GOM_NL__2PRFIN20051125_175344_000000372042_00456_19548_8790.N1	25-NOV-2005 17:53:44	Bright	37.000	60	7Bet UMi	2.0810	3950.0	74	19548	No
225	GOM_NL__2PRFIN20051125_175926_000000372042_00456_19548_8791.N1	25-NOV-2005 17:59:26	Bright	36.500	55	79Zet UMa	2.0600	10200.	73	19548	No
226	GOM_NL__2PRFIN20051125_180101_000000352042_00456_19548_8792.N1	25-NOV-2005 18:01:01	Bright	35.000	39	85Eta UMa	1.8540	24000.	70	19548	No
227	GOM_NL__2PRFIN20051125_180647_000000342042_00456_19548_8793.N1	25-NOV-2005 18:06:47	Bright	34.000	83		2.3780	11000.	68	19548	No
228	GOM_NL__2PRFIN20051125_180917_000000342042_00456_19548_8794.N1	25-NOV-2005 18:09:17	Bright	33.500	3	16Alp Boo	-0.050000	4250.0	67	19548	No
229	GOM_NL__2PRFIN20051125_182304_000000482042_00456_19548_8795.N1	25-NOV-2005 18:23:04	Twilight	48.000	106	9Bet Crv	2.6480	5600.0	96	19548	No
230	GOM_NL__2PRFIN20051125_182920_000000392042_00456_19548_8796.N1	25-NOV-2005 18:29:20	Dark	38.500	64	Gam Cen	2.2000	10600.	77	19548	No
231	GOM_NL__2PRFIN20051125_183034_000000382042_00456_19548_8797.N1	25-NOV-2005 18:30:34	Dark	37.500	99	Del Cen	2.5750	26000.	75	19548	No
232	GOM_NL__2PRFIN20051125_183153_000000472042_00456_19548_8798.N1	25-NOV-2005 18:31:53	Dark	47.000	20	Bet Cru	1.2530	30000.	94	19548	No
233	GOM_NL__2PRFIN20051125_183303_000000482042_00457_19549_8779.N1	25-NOV-2005 18:33:03	Dark	47.500	12	Alp1Cru	0.77500	30000.	95	19549	No
234	GOM_NL__2PRFIN20051125_183534_000000382042_00457_19549_8780.N1	25-NOV-2005 18:35:34	Dark	37.500	124	The Car	2.7640	30000.	75	19549	No
235	GOM_NL__2PRFIN20051125_183824_000000382042_00457_19549_8781.N1	25-NOV-2005 18:38:24	Dark	38.000	29	Bet Car	1.6720	10200.	76	19549	No
236	GOM_NL__2PRFIN20051125_185313_000000382042_00457_19549_8782.N1	25-NOV-2005 18:53:13	Straylight	37.500	157	The1Eri	2.9060	9300.0	75	19549	No
237	GOM_NL__2PRFIN20051125_190537_000000452042_00457_19549_8783.N1	25-NOV-2005 19:05:37	Tw_and_stray	45.000	94	92Alp Cet	2.5260	3100.0	90	19549	No
238	GOM_NL__2PRFIN20051125_191046_000000372042_00457_19549_8784.N1	25-NOV-2005 19:10:46	Bright	36.500	105	6Bet Ari	2.6450	8900.0	73	19549	No
239	GOM_NL__2PRFIN20051125_191431_000000352042_00457_19549_8785.N1	25-NOV-2005 19:14:31	Bright	35.000	173	4Bet Tri	3.0040	8900.0	70	19549	No
240	GOM_NL__2PRFIN20051125_191635_000000362042_00457_19549_8786.N1	25-NOV-2005 19:16:35	Bright	36.000	73	57Gam1And	2.2600	13100.	72	19549	No
241	GOM_NL__2PRFIN20051125_191947_000000362042_00457_19549_8787.N1	25-NOV-2005 19:19:47	Bright	35.500	160	23Gam Per	2.9300	4700.0	71	19549	No
242	GOM_NL__2PRFIN20051125_192126_000000382042_00457_19549_8788.N1	25-NOV-2005 19:21:26	Bright	37.500	68	18Alp Cas	2.2250	4500.0	75	19549	No
243	GOM_NL__2PRFIN20051125_192944_000000362042_00457_19549_8789.N1	25-NOV-2005 19:29:44	Bright	36.000	49	1Alp UMi	1.9900	6300.0	72	19549	No
244	GOM_NL__2PRFIN20051125_193420_000000382042_00457_19549_8790.N1	25-NOV-2005 19:34:20	Bright	37.500	60	7Bet UMi	2.0810	3950.0	75	19549	No
245	GOM_NL__2PRFIN20051125_194002_000000382042_00457_19549_8791.N1	25-NOV-2005 19:40:02	Bright	37.500	55	79Zet UMa	2.0600	10200.	75	19549	No
246	GOM_NL__2PRFIN20051125_194137_000000382042_00457_19549_8792.N1	25-NOV-2005 19:41:37	Bright	37.500	39	85Eta UMa	1.8540	24000.	75	19549	No
247	GOM_NL__2PRFIN20051125_194424_000000352042_00457_19549_8793.N1	25-NOV-2005 19:44:24	Bright	34.500	180	27Gam Boo	3.0400	8000.0	69	19549	No
248	GOM_NL__2PRFIN20051125_194723_000000342042_00457_19549_8794.N1	25-NOV-2005 19:47:23	Bright	33.500	83		2.3780	11000.	67	19549	No
249	GOM_NL__2PRFIN20051125_194954_000000342042_00457_19549_8795.N1	25-NOV-2005 19:49:54	Bright	34.000	3	16Alp Boo	-0.050000	4250.0	68	19549	No
250	GOM_NL__2PRFIN20051125_200340_000000462042_00457_19549_8796.N1	25-NOV-2005 20:03:40	Twilight	45.500	106	9Bet Crv	2.6480	5600.0	91	19549	No
251	GOM_NL__2PRFIN20051125_200956_000000382042_00457_19549_8797.N1	25-NOV-2005 20:09:56	Dark	37.500	64	Gam Cen	2.2000	10600.	75	19549	No
252	GOM_NL__2PRFIN20051125_201110_000000402042_00457_19549_8798.N1	25-NOV-2005 20:11:10	Dark	40.000	99	Del Cen	2.5750	26000.	80	19549	No
253	GOM_NL__2PRFIN20051125_201229_000000382042_00457_19549_8799.N1	25-NOV-2005 20:12:29	Dark	38.000	20	Bet Cru	1.2530	30000.	76	19549	No
254	GOM_NL__2PRFIN20051125_201339_000000382042_00458_19550_8799.N1	25-NOV-2005 20:13:39	Dark	37.500	12	Alp1Cru	0.77500	30000.	75	19550	No
255	GOM_NL__2PRFIN20051125_201610_000000362042_00458_19550_8800.N1	25-NOV-2005 20:16:10	Dark	36.000	124	The Car	2.7640	30000.	72	19550	No
256	GOM_NL__2PRFIN20051125_201900_000000412042_00458_19550_8801.N1	25-NOV-2005 20:19:00	Dark	40.500	29	Bet Car	1.6720	10200.	81	19550	No
257	GOM_NL__2PRFIN20051125_203349_000000382042_00458_19550_8802.N1	25-NOV-2005 20:33:49	Straylight	38.000	157	The1Eri	2.9060	9300.0	76	19550	No
258	GOM_NL__2PRFIN20051125_204613_000000492042_00458_19550_8803.N1	25-NOV-2005 20:46:13	Tw_and_stray	48.500	94	92Alp Cet	2.5260	3100.0	97	19550	No
259	GOM_NL__2PRFIN20051125_205122_000000352042_00458_19550_8804.N1	25-NOV-2005 20:51:22	Bright	34.500	105	6Bet Ari	2.6450	8900.0	69	19550	No
260	GOM_NL__2PRFIN20051125_205508_000000362042_00458_19550_8805.N1	25-NOV-2005 20:55:08	Bright	35.500	173	4Bet Tri	3.0040	8900.0	71	19550	No
261	GOM_NL__2PRFIN20051125_205711_000000372042_00458_19550_8806.N1	25-NOV-2005 20:57:11	Bright	37.000	73	57Gam1And	2.2600	13100.	74	19550	No
262	GOM_NL__2PRFIN20051125_210023_000000362042_00458_19550_8807.N1	25-NOV-2005 21:00:23	Bright	35.500	160	23Gam Per	2.9300	4700.0	71	19550	No
263	GOM_NL__2PRFIN20051125_210203_000000342042_00458_19550_8808.N1	25-NOV-2005 21:02:03	Bright	33.500	68	18Alp Cas	2.2250	4500.0	67	19550	No
264	GOM_NL__2PRFIN20051125_211020_000000362042_00458_19550_8809.N1	25-NOV-2005 21:10:20	Bright	36.000	49	1Alp UMi	1.9900	6300.0	72	19550	No
265	GOM_NL__2PRFIN20051125_211456_000000332042_00458_19550_8810.N1	25-NOV-2005 21:14:56	Bright	32.500	60	7Bet UMi	2.0810	3950.0	65	19550	No
266	GOM_NL__2PRFIN20051125_211719_000000092042_00458_19550_8811.N1	25-NOV-2005 21:17:19	Straylight	9.0000	119	14Eta Dra	2.7270	4700.0	18	19550	No
267	GOM_NL__2PRFIN20051125_212038_000000362042_00458_19550_8812.N1	25-NOV-2005 21:20:38	Bright	36.000	55	79Zet UMa	2.0600	10200.	72	19550	No
268	GOM_NL__2PRFIN20051125_212213_000000412042_00458_19550_8813.N1	25-NOV-2005 21:22:13	Bright	40.500	39	85Eta UMa	1.8540	24000.	81	19550	No
269	GOM_NL__2PRFIN20051125_212500_000000352042_00458_19550_8814.N1	25-NOV-2005 21:25:00	Bright	35.000	180	27Gam Boo	3.0400	8000.0	70	19550	No
270	GOM_NL__2PRFIN20051125_212759_000000352042_00458_19550_8815.N1	25-NOV-2005 21:27:59	Bright	34.500	83		2.3780	11000.	69	19550	No
271	GOM_NL__2PRFIN20051125_213030_000000332042_00458_19550_8816.N1	25-NOV-2005 21:30:30	Bright	33.000	3	16Alp Boo	-0.050000	4250.0	66	19550	No
272	GOM_NL__2PRFIN20051125_214417_000000442042_00458_19550_8817.N1	25-NOV-2005 21:44:17	Twilight	43.500	106	9Bet Crv	2.6480	5600.0	87	19550	No
273	GOM_NL__2PRFIN20051125_215032_000000392042_00458_19550_8818.N1	25-NOV-2005 21:50:32	Dark	38.500	64	Gam Cen	2.2000	10600.	77	19550	No
274	GOM_NL__2PRFIN20051125_215147_000000382042_00458_19550_8819.N1	25-NOV-2005 21:51:47	Dark	37.500	99	Del Cen	2.5750	26000.	75	19550	No
275	GOM_NL__2PRFIN20051125_215305_000000392042_00458_19550_8820.N1	25-NOV-2005 21:53:05	Dark	38.500	20	Bet Cru	1.2530	30000.	77	19550	No
276	GOM_NL__2PRFIN20051125_215646_000000382042_00459_19551_8799.N1	25-NOV-2005 21:56:46	Dark	37.500	124	The Car	2.7640	30000.	75	19551	No
277	GOM_NL__2PRFIN20051125_215937_000000372042_00459_19551_8800.N1	25-NOV-2005 21:59:37	Dark	37.000	29	Bet Car	1.6720	10200.	74	19551	No
278	GOM_NL__2PRFIN20051125_221425_000000382042_00459_19551_8801.N1	25-NOV-2005 22:14:25	Straylight	37.500	157	The1Eri	2.9060	9300.0	75	19551	No

279	GOM_NL__2PRFIN20051125_222649_000000472042_00459_19551_8802.N1	25-NOV-2005 22:26:49	Twilight	46.500	94	92Alp Cet	2.5260	3100.0	93	19551	No
280	GOM_NL__2PRFIN20051125_223159_000000362042_00459_19551_8803.N1	25-NOV-2005 22:31:59	Bright	36.000	105	6Bet Ari	2.6450	8900.0	72	19551	No
281	GOM_NL__2PRFIN20051125_223543_000000352042_00459_19551_8804.N1	25-NOV-2005 22:35:43	Bright	35.000	173	4Bet Tri	3.0040	8900.0	70	19551	No
282	GOM_NL__2PRFIN20051125_223747_000000352042_00459_19551_8805.N1	25-NOV-2005 22:37:47	Bright	34.500	73	57Gam1And	2.2600	13100.	69	19551	No
283	GOM_NL__2PRFIN20051125_224059_000000352042_00459_19551_8806.N1	25-NOV-2005 22:40:59	Bright	35.000	160	23Gam Per	2.9300	4700.0	70	19551	No
284	GOM_NL__2PRFIN20051125_224239_000000372042_00459_19551_8807.N1	25-NOV-2005 22:42:39	Bright	37.000	68	18Alp Cas	2.2250	4500.0	74	19551	No
285	GOM_NL__2PRFIN20051125_225056_000000362042_00459_19551_8808.N1	25-NOV-2005 22:50:56	Bright	35.500	49	1Alp UMi	1.9900	6300.0	71	19551	No
286	GOM_NL__2PRFIN20051125_225531_000000322042_00459_19551_8809.N1	25-NOV-2005 22:55:31	Bright	32.000	60	7Bet UMi	2.0810	3950.0	64	19551	No
287	GOM_NL__2PRFIN20051125_225755_000000092042_00459_19551_8810.N1	25-NOV-2005 22:57:55	Straylight	9.0000	119	14Eta Dra	2.7270	4700.0	18	19551	No
288	GOM_NL__2PRFIN20051125_230114_000000362042_00459_19551_8811.N1	25-NOV-2005 23:01:14	Bright	35.500	55	79Zet UMa	2.0600	10200.	71	19551	No
289	GOM_NL__2PRFIN20051125_230249_000000352042_00459_19551_8812.N1	25-NOV-2005 23:02:49	Bright	34.500	39	85Eta UMa	1.8540	24000.	69	19551	No
290	GOM_NL__2PRFIN20051125_230835_000000322042_00459_19551_8813.N1	25-NOV-2005 23:08:35	Bright	32.000	83		2.3780	11000.	64	19551	No
291	GOM_NL__2PRFIN20051125_231106_000000322042_00459_19551_8814.N1	25-NOV-2005 23:11:06	Bright	32.000	3	16Alp Boo	-0.050000	4250.0	64	19551	No
292	GOM_NL__2PRFIN20051125_232453_000000432042_00459_19551_8815.N1	25-NOV-2005 23:24:53	Twilight	43.000	106	9Bet Crv	2.6480	5600.0	86	19551	No
293	GOM_NL__2PRFIN20051125_233108_000000402042_00459_19551_8816.N1	25-NOV-2005 23:31:08	Dark	39.500	64	Gam Cen	2.2000	10600.	79	19551	No
294	GOM_NL__2PRFIN20051125_233223_000000392042_00459_19551_8817.N1	25-NOV-2005 23:32:23	Dark	38.500	99	Del Cen	2.5750	26000.	77	19551	No
295	GOM_NL__2PRFIN20051125_233341_000000402042_00459_19551_8818.N1	25-NOV-2005 23:33:41	Dark	39.500	20	Bet Cru	1.2530	30000.	79	19551	No
296	GOM_NL__2PRFIN20051125_233723_000000382042_00460_19552_8799.N1	25-NOV-2005 23:37:23	Dark	37.500	124	The Car	2.7640	30000.	75	19552	No
297	GOM_NL__2PRFIN20051125_234013_000000382042_00460_19552_8800.N1	25-NOV-2005 23:40:13	Dark	37.500	29	Bet Car	1.6720	10200.	75	19552	No
298	GOM_NL__2PRFIN20051125_235501_000000382042_00460_19552_8801.N1	25-NOV-2005 23:55:01	Straylight	37.500	157	The1Eri	2.9060	9300.0	75	19552	No

3. Quality information per product

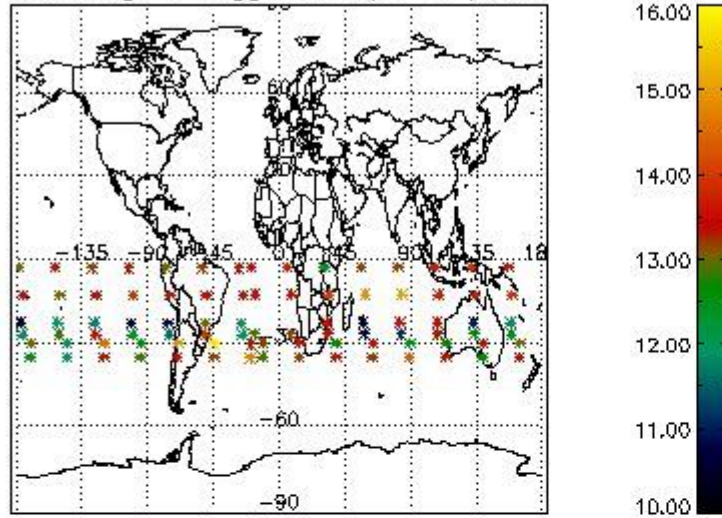
In this section it is plotted some information contained in the Quality Summary data set of the level 2 products. Only products in dark limb conditions and without errors (error flag in the MPH set to "0") are used.

3.1 Plot quality information per product (time dependant)

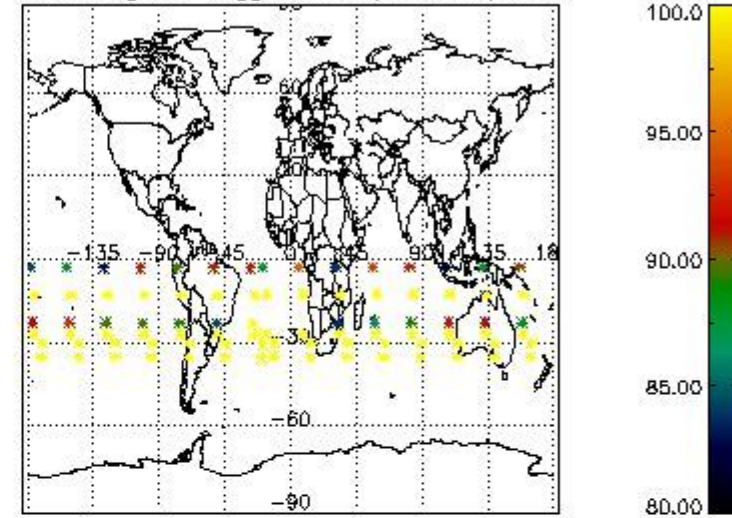


3.2 Plot quality information per product (world map)

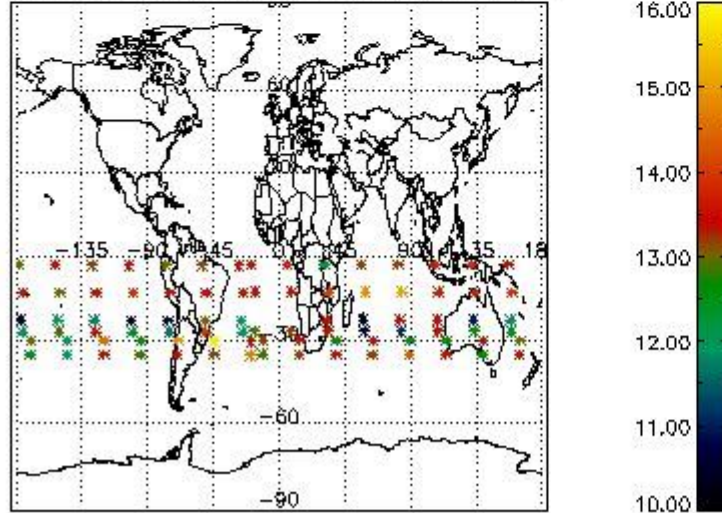
Percentage of flagged data per O3 profile



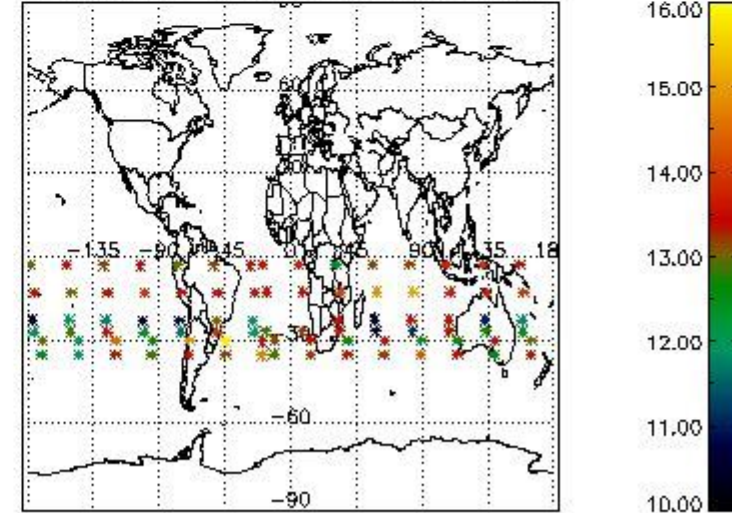
Percentage of flagged data per H2O profile



Percentage of flagged data per NO2 profile



Percentage of flagged data per NO3 profile

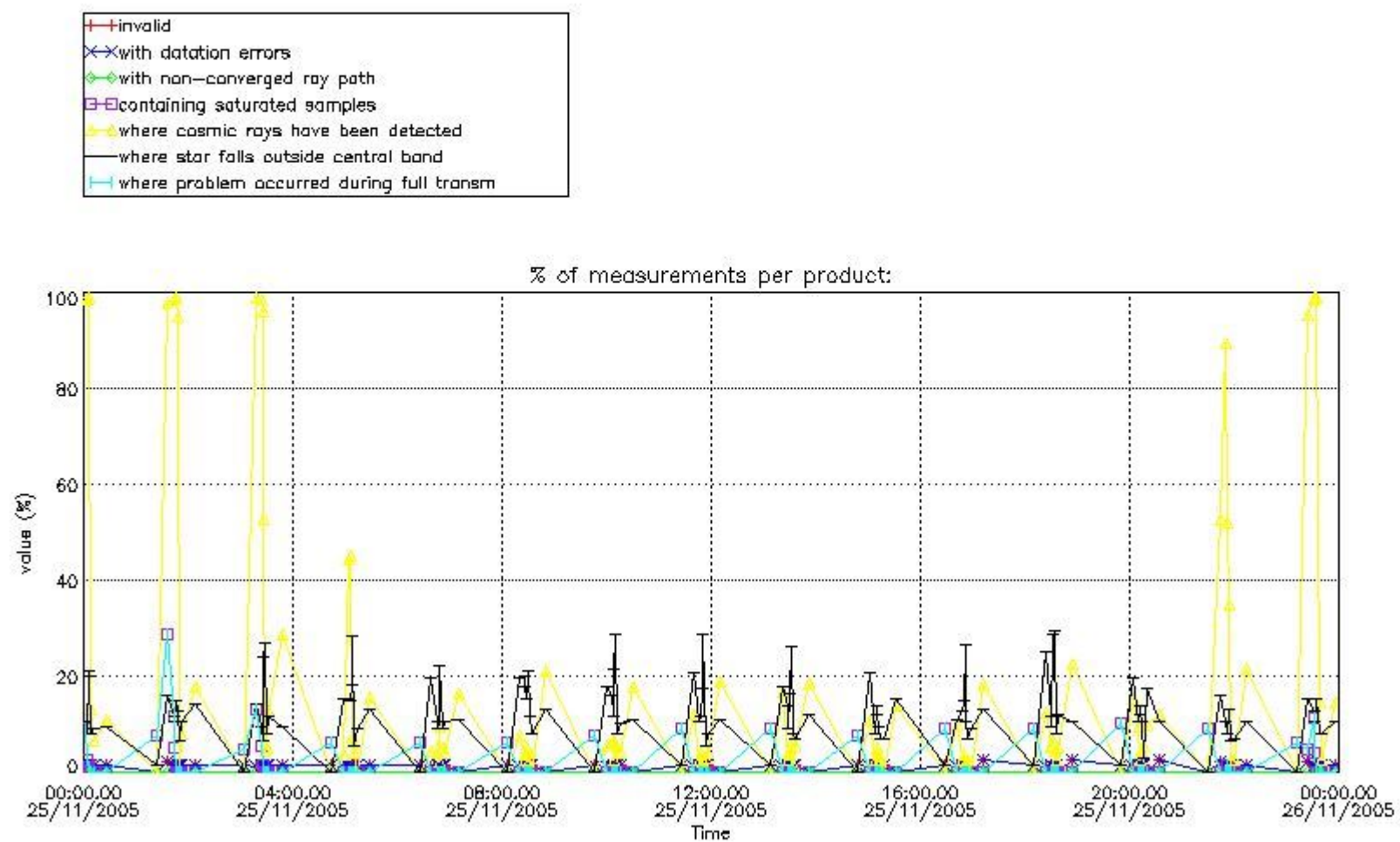


4. Level 1 quality information per product

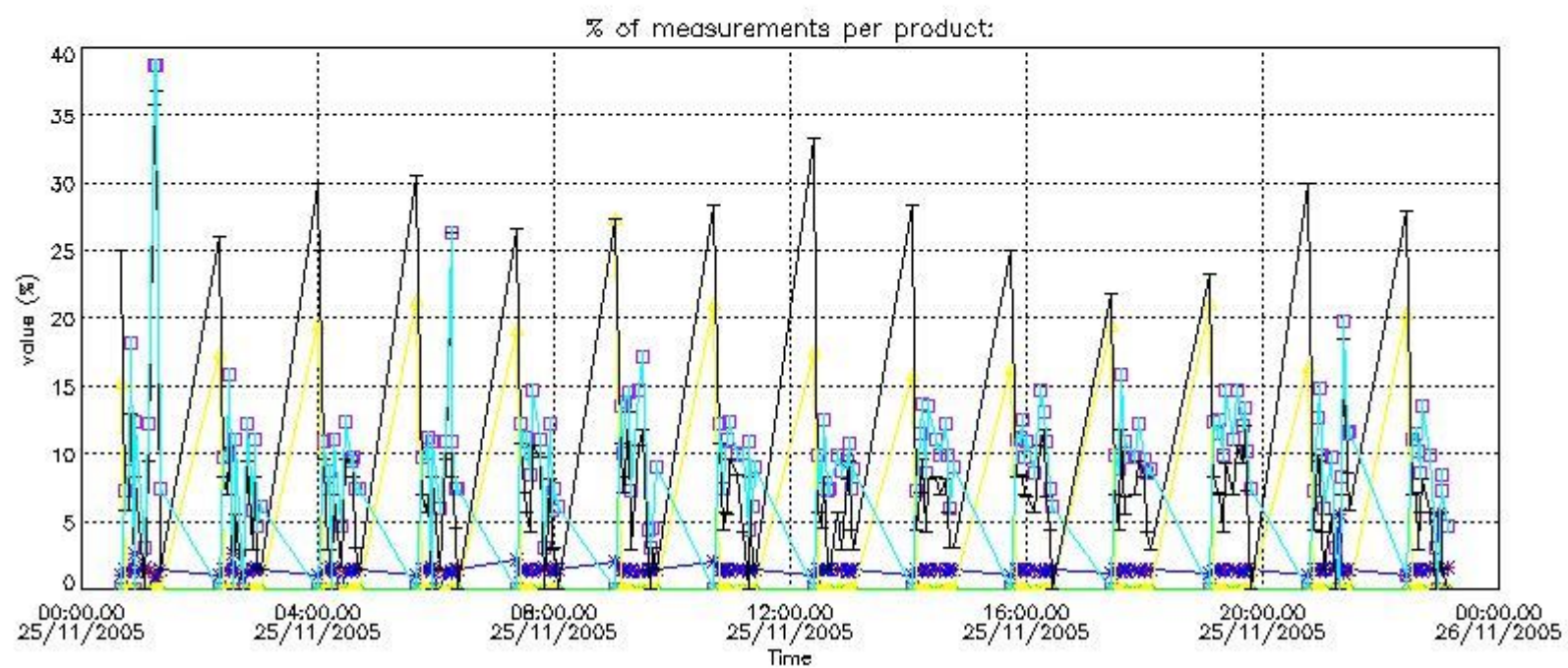
In this section it is plotted some information contained in the Quality Summary data set of the level 2 products that comes from the level 1b processing. Products without errors (error flag in the MPH set to "0") are used.

4.1 Plot quality information per product (time dependant) coming from level 1b processing

4.1.1 Plot level 1 quality information per product (time dependant): ENVISAT ASCENDING passes



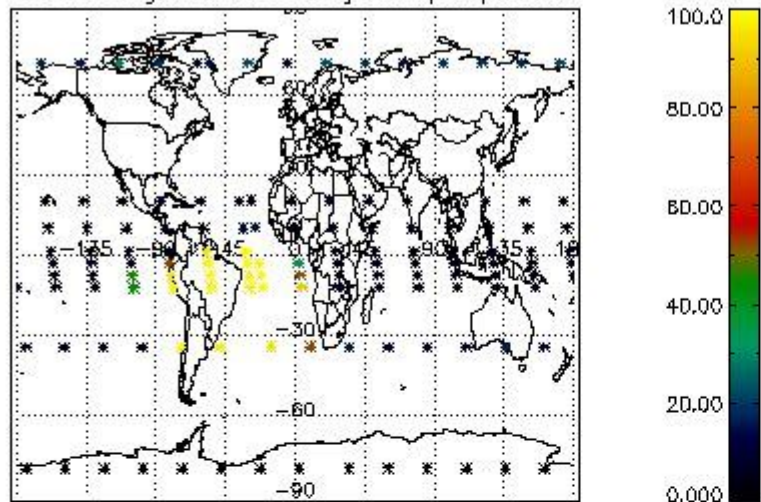
4.1.2 Plot level 1 quality information per product (time dependant): ENVI SAT DESCENDING passes



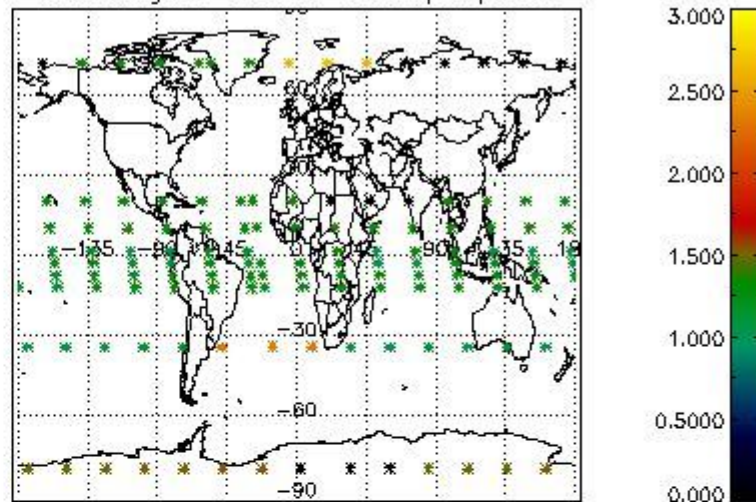
4.2 Plot quality information per product coming from level 1b processing (world map)

4.2.1 Plot level 1 quality information per product (world map): ENVISAT ASCENDING passes

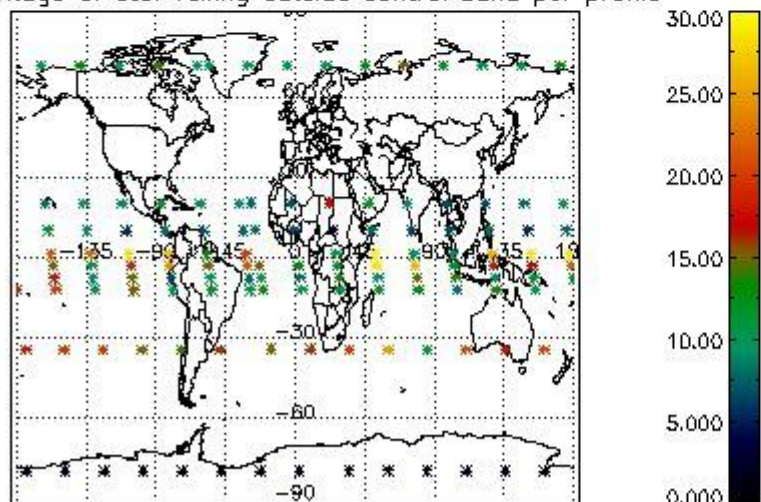
Percentage of cosmic ray hits per profile



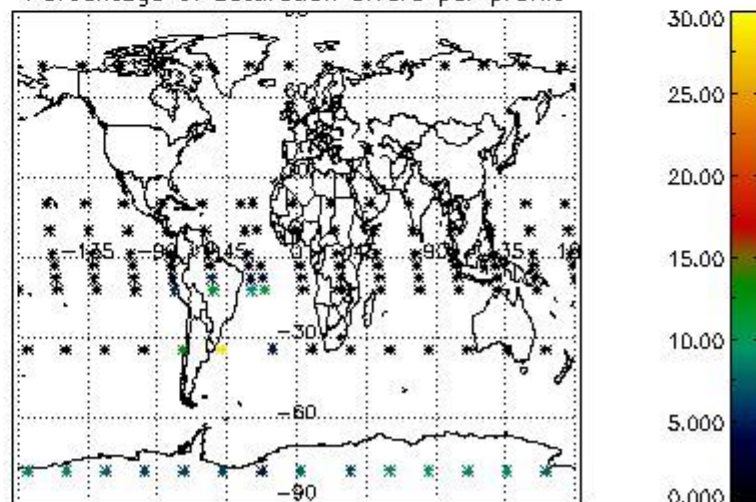
Percentage of datation errors per profile



Percentage of star falling outside central band per profile

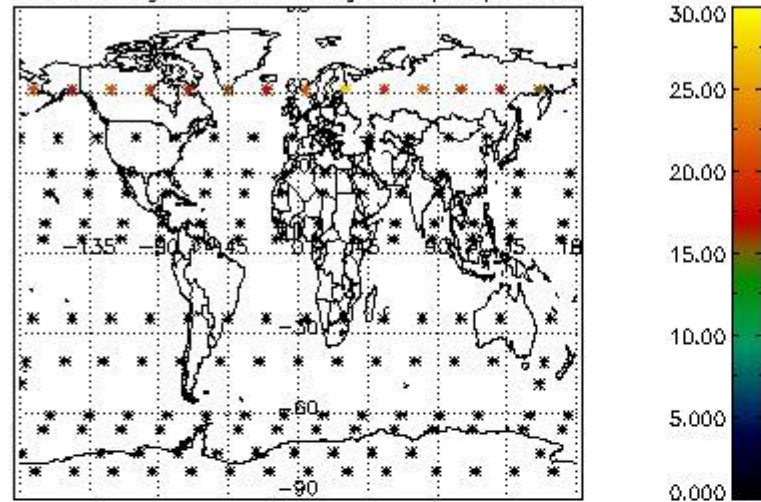


Percentage of saturation errors per profile

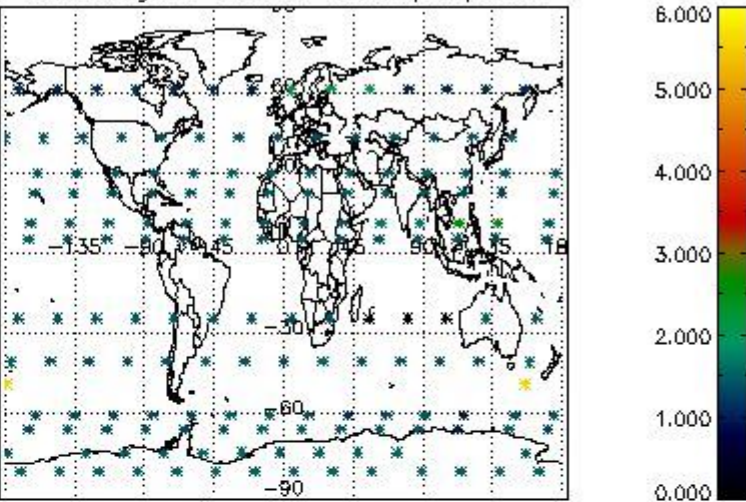


4.2.2 Plot level 1 quality information per product (world map): ENVISAT DESCENDING passes

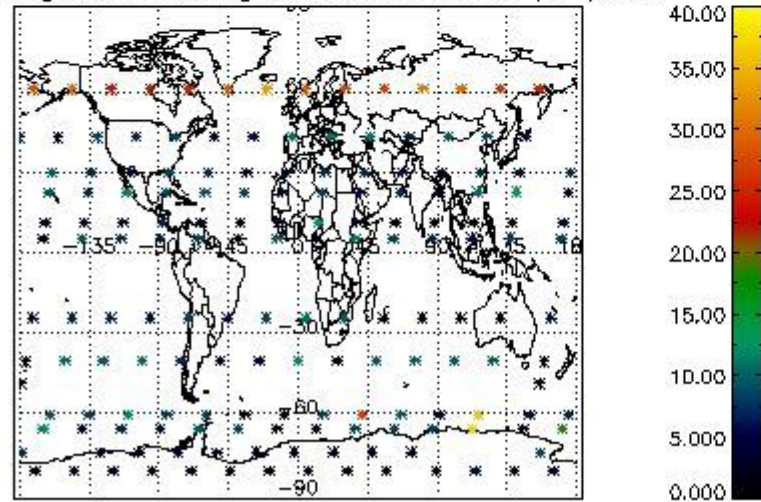
Percentage of cosmic ray hits per profile



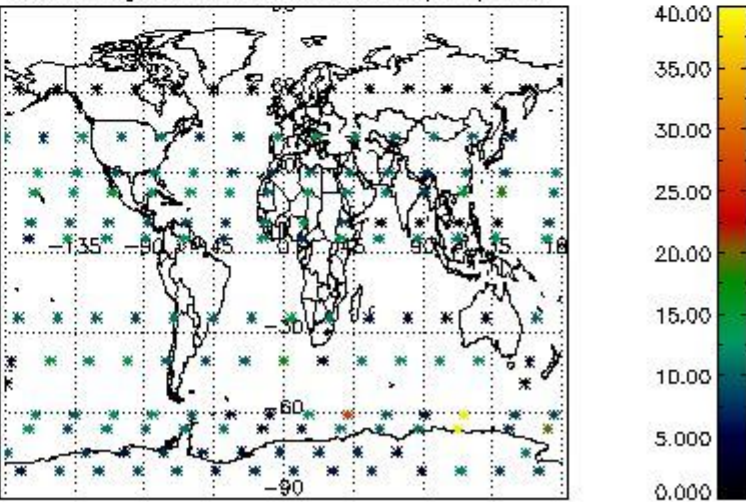
Percentage of datation errors per profile



Percentage of star falling outside central band per profile



Percentage of saturation errors per profile



5. Trace gas profiles

5.1 Ozone statistics based on quality of products

The final quality of the products can be "measured" using the STD (Standard Deviation) attached to every point profile. This information is written to the parameter GOM_NL__2P/NL_LOCAL_SPECIES_DENSITY/o3_std of the level 2 products. The table below shows the statistics for given STD ranges.

The statistics are given with respect to the overall valid production:

- Products without fatal errors: GOM_NL__2P/MPH/PRODUCT_ERR=0
- Valid point profile: GOM_NL__2P/NL_LOCAL_SPECIES_DENSITY/pcd(0)=0

The 'Criteria' is applied to valid points of dark limb products:

- Products in dark limb illumination condition: GOM_NL__2P/NL_SUMMARY_QUALITY/obs_ill_cond=0
- Products without fatal errors: GOM_NL__2P/MPH/PRODUCT_ERR=0
- Valid point profile: GOM_NL__2P/NL_LOCAL_SPECIES_DENSITY/pcd(0)=0

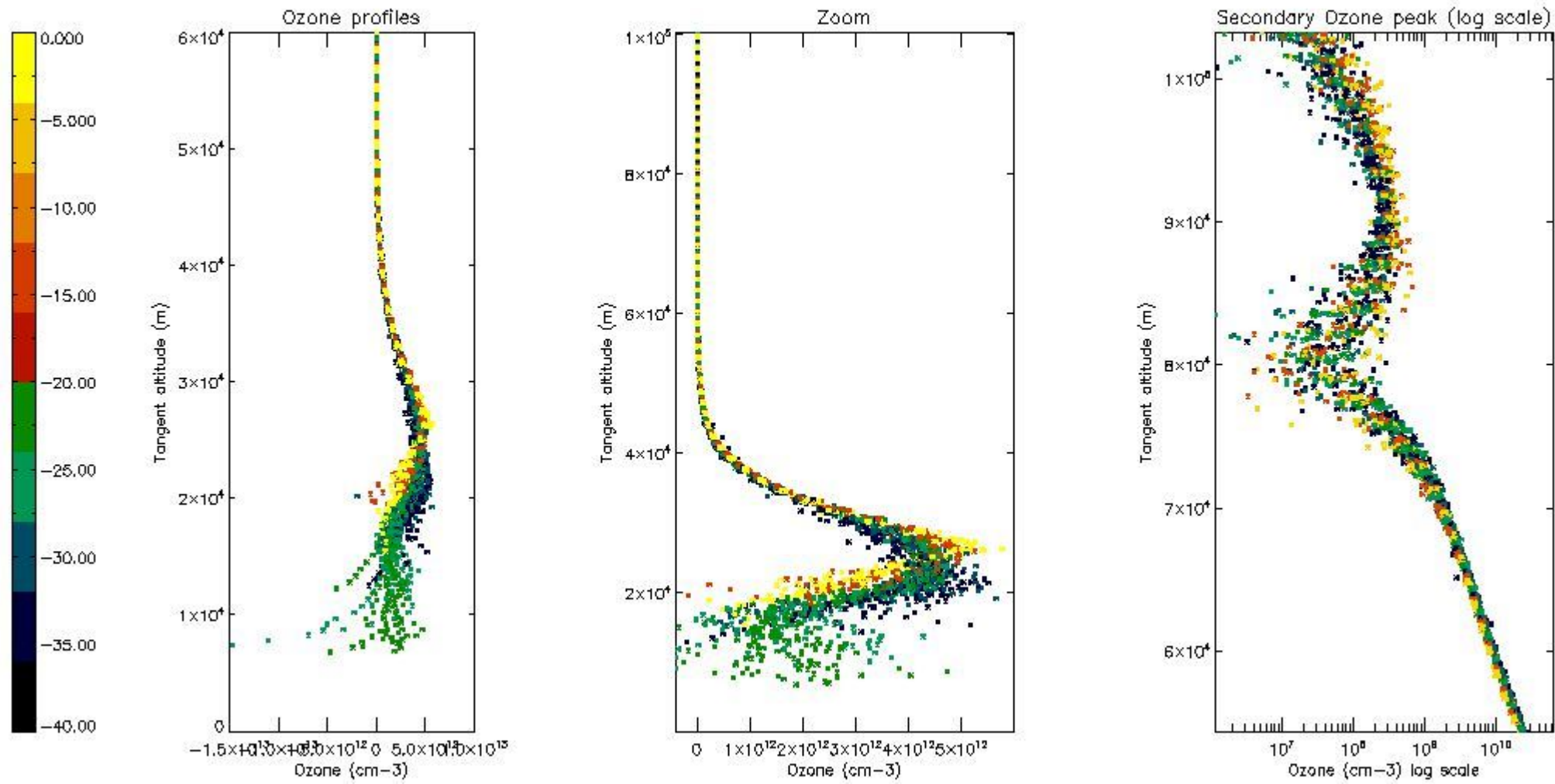
So, the table below shows the percentage of dark limb and valid observations for each criteria with respect to the overall valid daily observations.

Criteria	% of total production
All STD	32
STD < 20	22

STD < 10	19
STD < 5	14

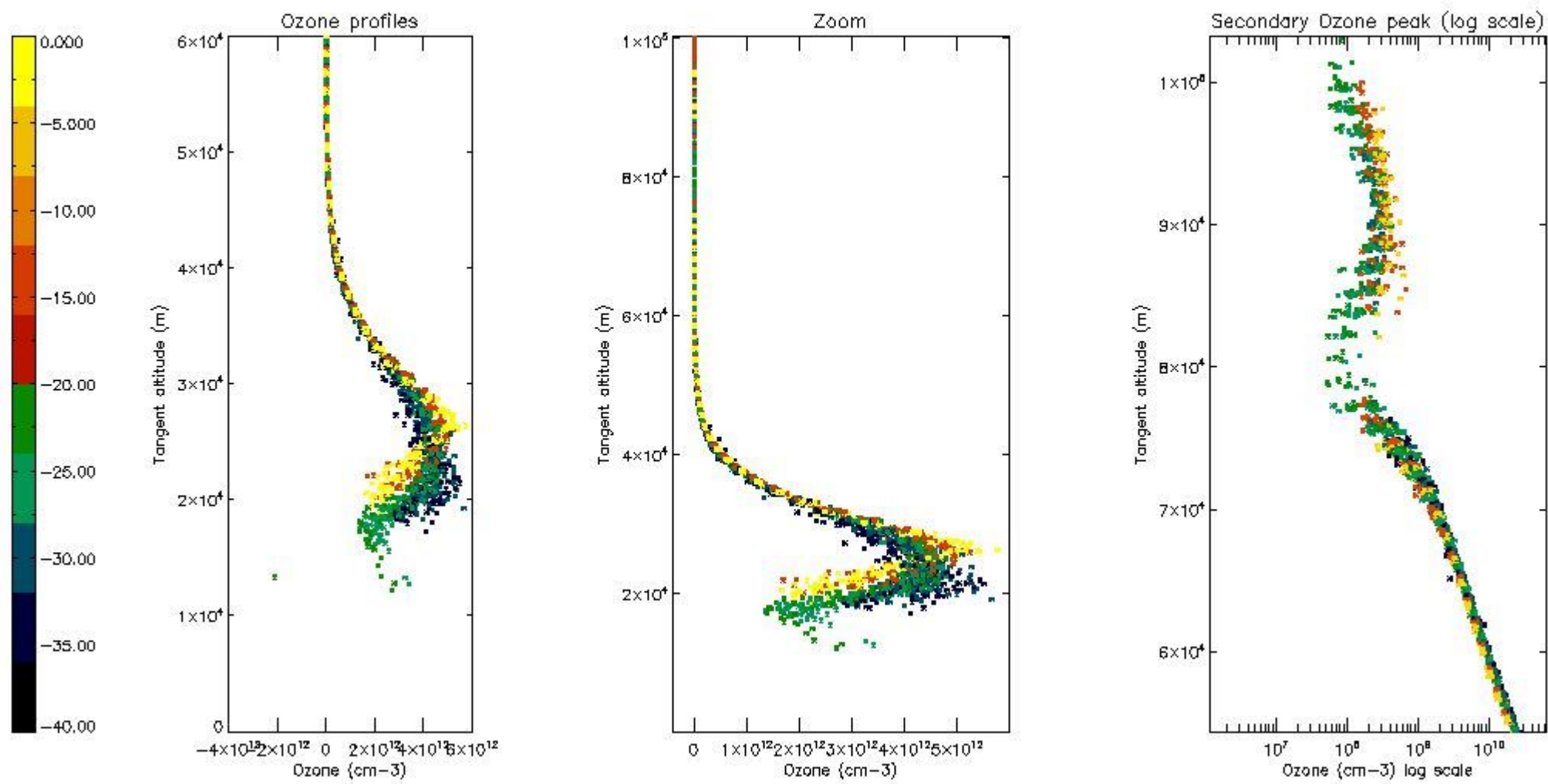
5.2 Plot ozone profiles for all STD (dark without errors)

The colorbar represents the latitude.



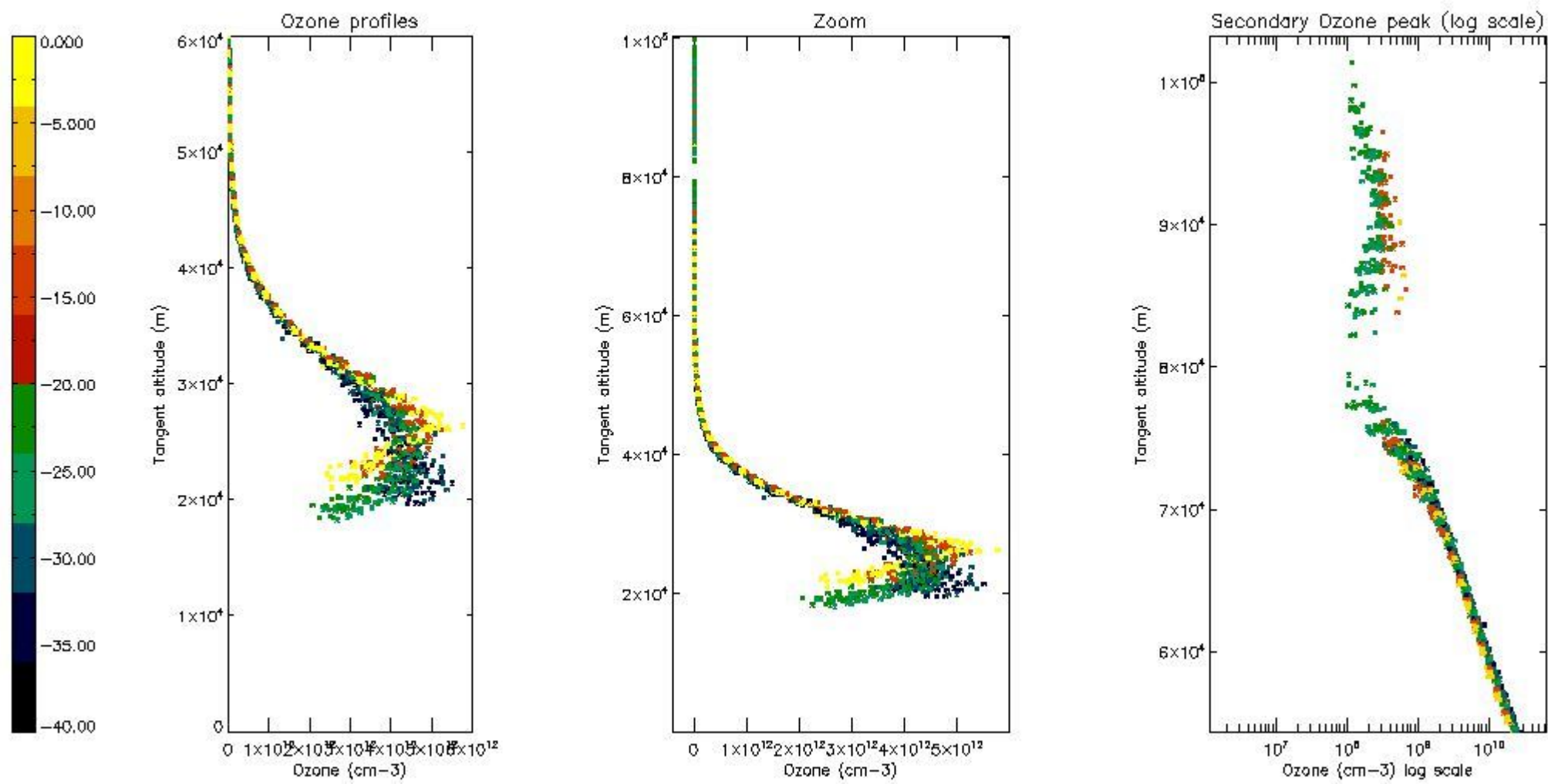
5.3 Plot ozone profiles where STD < 20% (dark without errors)

The colorbar represents the latitude.



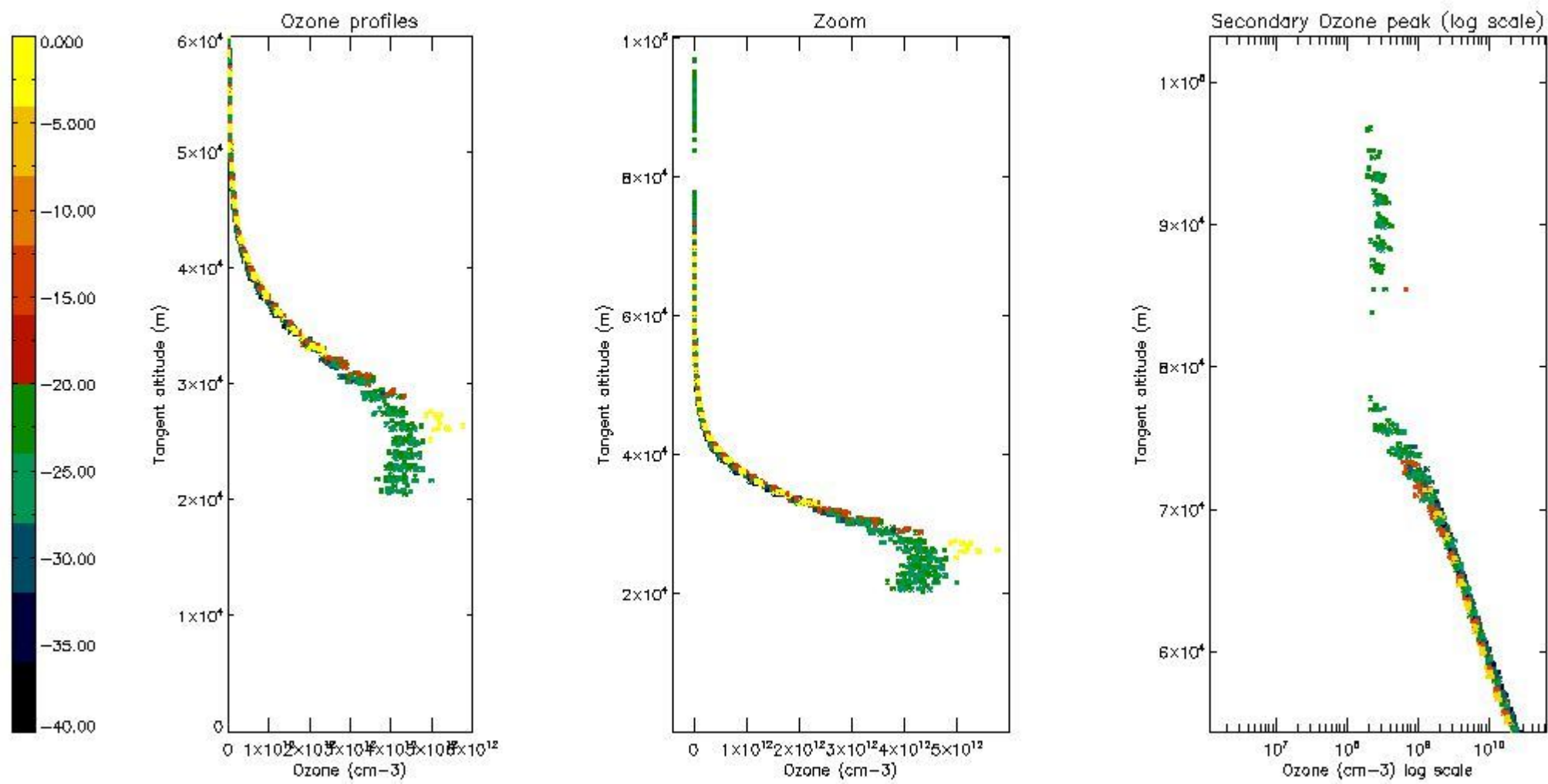
5.4 Plot ozone profiles where STD < 10% (dark without errors)

The colorbar represents the latitude.



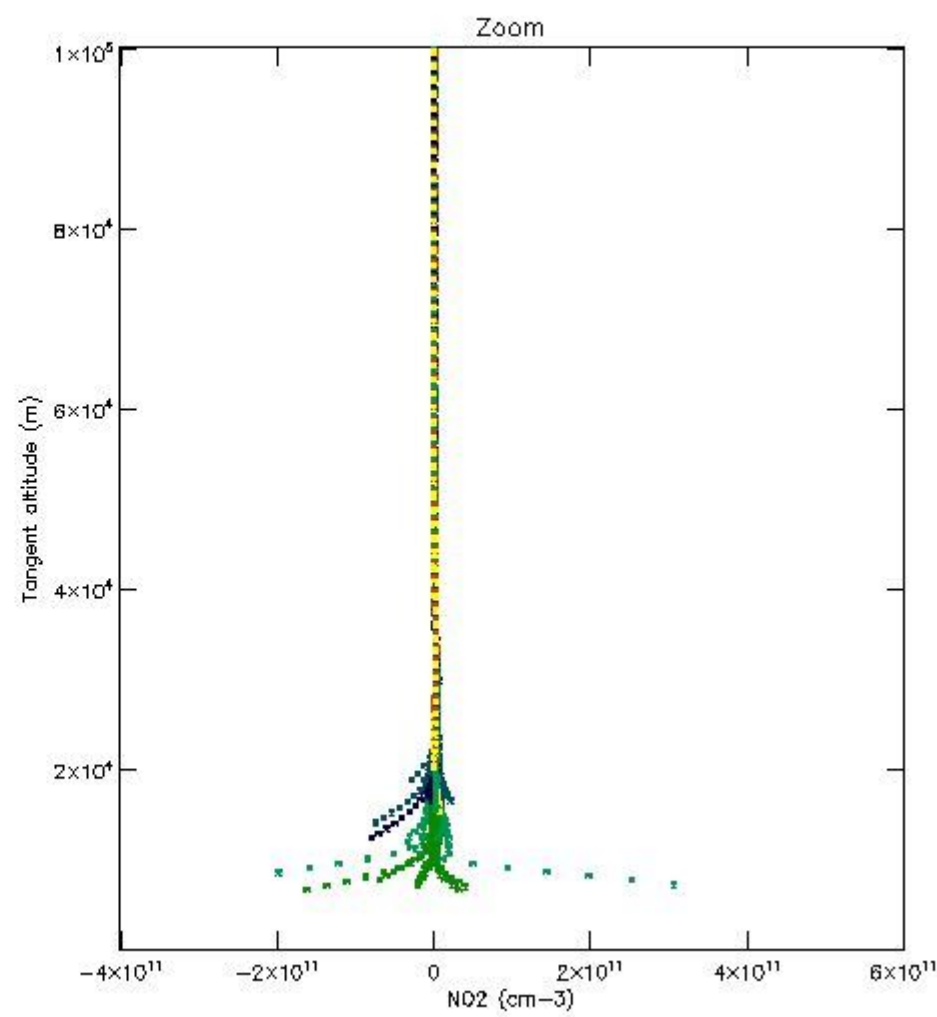
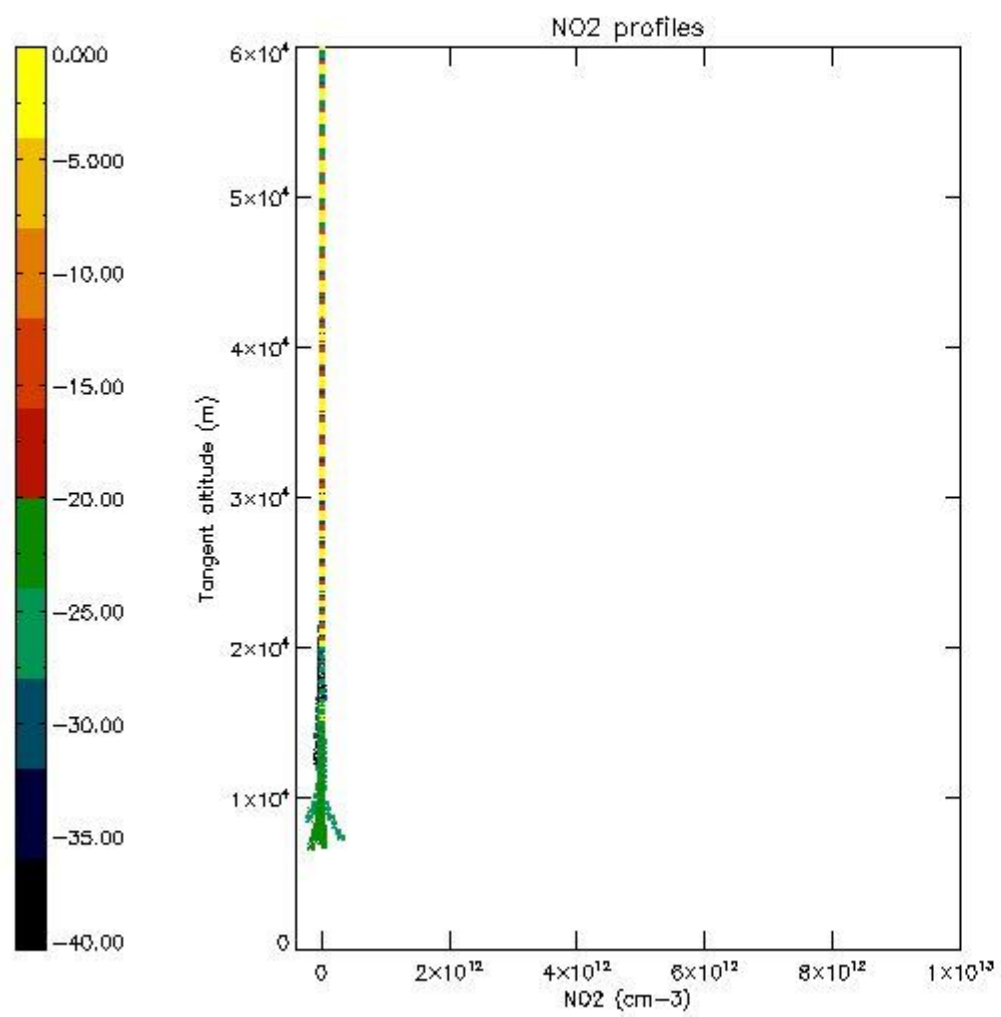
5.5 Plot ozone profiles where $STD < 5\%$ (dark without errors)

The colorbar represents the latitude.



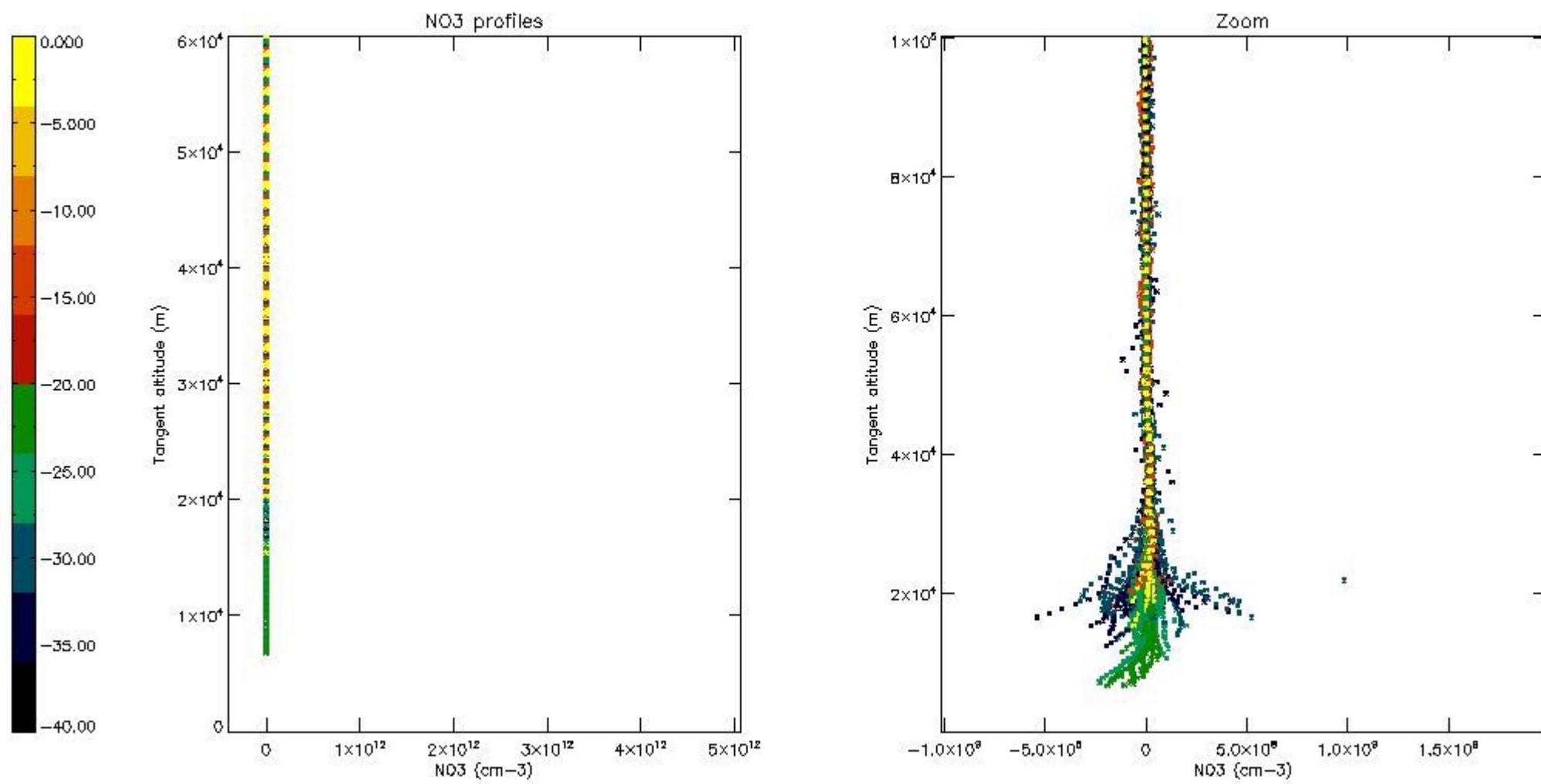
5.6 Plot NO₂ profiles for all STD (dark without errors)

The colorbar represents the latitude.



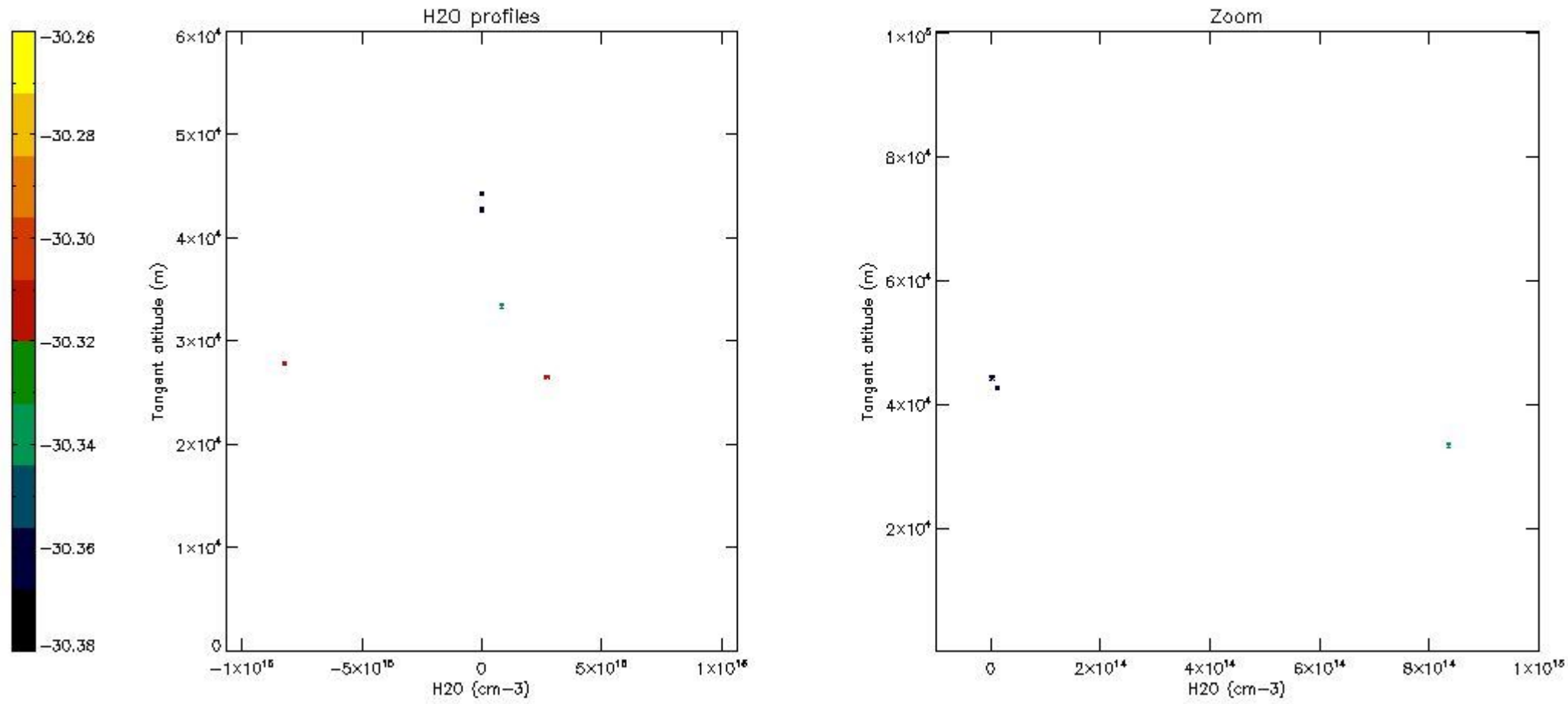
5.7 Plot NO3 profiles for all STD (dark without errors)

The colorbar represents the latitude.



5.8 Plot H2O profiles for all STD (only for occultations of stars 1,2,3,4,13,14,16,26,63 dark without errors)

The colorbar represents the latitude.



6. Auxiliary Data Files used for the production reported in section 2

The number reported in the third column indicates since which file (see list in section 2) the corresponding auxiliary file has been used. The fourth column is the date of those product files.

Type	Auxiliary Filename	Used since product	Used since product date
INST_PHYS_CHARACTERISTICS	GOM_INS_AXVIEC20091111_143220_20030716_120000_20500101_000000	1	25-NOV-2005 00:02:41
LEVEL-2_PROC_CONFIG	GOM_PR2_AXVIEC20091111_152718_20020301_000000_20500101_000000	1	25-NOV-2005 00:02:41
CROSS_SECTIONS_FILE	GOM_CRS_AXVIEC20091111_154832_20020301_000000_20500101_000000	1	25-NOV-2005 00:02:41

GOMOS Level 2 Daily Report

SUMMARY

[1. General Info](#)

[2. Summary of processed GOM_NL_2P products](#)

[3. Level 2 Quality information per product](#)

[3.1 Plot of level 2 quality information per product \(time dependant\)](#)

[3.2 Plot of level 2 quality information per product \(world map\)](#)

[4. Level 1 Quality information per product \(stored on level 2 products\)](#)

[4.1 Plot of level 1 quality information per product \(time dependant\)](#)

[4.1.1 Plot of level 1 quality information per product \(time dependant\): ASCENDING](#)

[4.1.2 Plot of level 1 quality information per product \(time dependant\): DESCENDING](#)

[4.2 Plot of level 1 quality information per product \(world map\)](#)

[4.2.1 Plot of level 1 quality information per product \(world map\): ASCENDING](#)

[4.2.2 Plot of level 1 quality information per product \(world map\): DESCENDING](#)

[5. Ozone profiles based on quality statistics and other trace gas profiles](#)

[5.1 Ozone statistics based on quality of products](#)

[5.2 Plot ozone profiles for all STD \(dark without errors\)](#)

[5.3 Plot ozone profiles where STD < 20% \(dark without errors\)](#)

[5.4. Plot ozone profiles where STD < 10% \(dark without errors\)](#)

[5.5. Plot ozone profiles where STD < 5% \(dark without errors\)](#)

[5.6 Plot NO2 profiles for all STD \(dark without errors\)](#)

[5.7 Plot NO3 profiles for all STD \(dark without errors\)](#)

[5.8 Plot H2O profiles \(only for occultations of stars 1,2,3,4,13,14,16,26,63 dark without errors\) for all STD](#)

[6. Auxiliary Data Files used for the production reported in section 2](#)

This report presents the daily analysis on parameters extracted from GOMOS level 2 data (GOM_NL__2P). It is intended to monitor some important parameters that will impact the quality of these products. A list of level 2 products (and content) that have arrived during the reporting day to the PCF is also given.

Item	Value
Time of report generation	18APR2013 12:44:30
Data source version	GOMOS/6.01
Start time of products	25-11-2005 (25NOV2005 00:00:00)
Stop time of products	26-11-2005 (26NOV2005 00:00:00)
Store outputs in DB	Yes
Nb of level 2 prods	298
Nb of prods with errors	0

2. Summary of processed GOM_NL__2P products.

Nr	Filename	UTC Start time	Limb	Duration	Star Id	Star Name	Star Mag	Star Temp	Nb Meas	Orbit	Prod. error
1	GOM_NL__2PRFIN20051125_000241_000000382042_00445_19537_8777.N1	25-NOV-2005 00:02:41	Dark	38.000	64	Gam Cen	2.2000	10600.	76	19537	No
2	GOM_NL__2PRFIN20051125_000354_000000382042_00445_19537_8778.N1	25-NOV-2005 00:03:54	Dark	37.500	99	Del Cen	2.5750	26000.	75	19537	No
3	GOM_NL__2PRFIN20051125_000515_000000432042_00445_19537_8779.N1	25-NOV-2005 00:05:15	Dark	42.500	20	Bet Cru	1.2530	30000.	85	19537	No
4	GOM_NL__2PRFIN20051125_000625_000000432042_00446_19538_8759.N1	25-NOV-2005 00:06:25	Dark	42.500	12	Alp1Cru	0.77500	30000.	85	19538	No
5	GOM_NL__2PRFIN20051125_000854_000000382042_00446_19538_8760.N1	25-NOV-2005 00:08:54	Dark	38.000	124	The Car	2.7640	30000.	76	19538	No
6	GOM_NL__2PRFIN20051125_001144_000000382042_00446_19538_8761.N1	25-NOV-2005 00:11:44	Dark	38.000	29	Bet Car	1.6720	10200.	76	19538	No
7	GOM_NL__2PRFIN20051125_002636_000000372042_00446_19538_8762.N1	25-NOV-2005 00:26:36	Straylight	36.500	157	The1Eri	2.9060	9300.0	73	19538	No
8	GOM_NL__2PRFIN20051125_003901_000000462042_00446_19538_8763.N1	25-NOV-2005 00:39:01	Twilight	46.000	94	92Alp Cet	2.5260	3100.0	92	19538	No
9	GOM_NL__2PRFIN20051125_004409_000000352042_00446_19538_8764.N1	25-NOV-2005 00:44:09	Bright	34.500	105	6Bet Ari	2.6450	8900.0	69	19538	No
10	GOM_NL__2PRFIN20051125_004755_000000352042_00446_19538_8765.N1	25-NOV-2005 00:47:55	Bright	34.500	173	4Bet Tri	3.0040	8900.0	69	19538	No
11	GOM_NL__2PRFIN20051125_004959_000000392042_00446_19538_8766.N1	25-NOV-2005 00:49:59	Bright	38.500	73	57Gam1And	2.2600	13100.	77	19538	No
12	GOM_NL__2PRFIN20051125_005313_000000192042_00446_19538_8767.N1	25-NOV-2005 00:53:13	Twilight	19.000	160	23Gam Per	2.9300	4700.0	38	19538	No
13	GOM_NL__2PRFIN20051125_005448_000000372042_00446_19538_8768.N1	25-NOV-2005 00:54:48	Bright	36.500	68	18Alp Cas	2.2250	4500.0	73	19538	No
14	GOM_NL__2PRFIN20051125_010309_000000332042_00446_19538_8769.N1	25-NOV-2005 01:03:09	Bright	32.500	49	1Alp UMi	1.9900	6300.0	65	19538	No
15	GOM_NL__2PRFIN20051125_010744_000000372042_00446_19538_8770.N1	25-NOV-2005 01:07:44	Bright	37.000	60	7Bet UMi	2.0810	3950.0	74	19538	No
16	GOM_NL__2PRFIN20051125_011327_000000532042_00446_19538_8771.N1	25-NOV-2005 01:13:27	Bright	53.000	55	79Zet UMa	2.0600	10200.	106	19538	No
17	GOM_NL__2PRFIN20051125_011501_000000532042_00446_19538_8772.N1	25-NOV-2005 01:15:01	Bright	53.000	39	85Eta UMa	1.8540	24000.	106	19538	No
18	GOM_NL__2PRFIN20051125_012046_000000342042_00446_19538_8773.N1	25-NOV-2005 01:20:46	Bright	33.500	83		2.3780	11000.	67	19538	No
19	GOM_NL__2PRFIN20051125_012316_000000332042_00446_19538_8774.N1	25-NOV-2005 01:23:16	Bright	33.000	3	16Alp Boo	-0.050000	4250.0	66	19538	No
20	GOM_NL__2PRFIN20051125_013659_000000442042_00446_19538_8775.N1	25-NOV-2005 01:36:59	Twilight	43.500	106	9Bet Crv	2.6480	5600.0	87	19538	No
21	GOM_NL__2PRFIN20051125_014317_000000392042_00446_19538_8776.N1	25-NOV-2005 01:43:17	Dark	38.500	64	Gam Cen	2.2000	10600.	77	19538	No
22	GOM_NL__2PRFIN20051125_014430_000000392042_00446_19538_8777.N1	25-NOV-2005 01:44:30	Dark	38.500	99	Del Cen	2.5750	26000.	77	19538	No
23	GOM_NL__2PRFIN20051125_014551_000000402042_00446_19538_8778.N1	25-NOV-2005 01:45:51	Dark	40.000	20	Bet Cru	1.2530	30000.	80	19538	No
24	GOM_NL__2PRFIN20051125_014701_000000392042_00447_19539_8759.N1	25-NOV-2005 01:47:01	Dark	39.000	12	Alp1Cru	0.77500	30000.	78	19539	No
25	GOM_NL__2PRFIN20051125_014930_000000382042_00447_19539_8760.N1	25-NOV-2005 01:49:30	Dark	37.500	124	The Car	2.7640	30000.	75	19539	No
26	GOM_NL__2PRFIN20051125_015221_000000392042_00447_19539_8761.N1	25-NOV-2005 01:52:21	Dark	38.500	29	Bet Car	1.6720	10200.	77	19539	No
27	GOM_NL__2PRFIN20051125_020712_000000392042_00447_19539_8762.N1	25-NOV-2005 02:07:12	Straylight	39.000	157	The1Eri	2.9060	9300.0	78	19539	No
28	GOM_NL__2PRFIN20051125_021937_000000462042_00447_19539_8763.N1	25-NOV-2005 02:19:37	Twilight	46.000	94	92Alp Cet	2.5260	3100.0	92	19539	No
29	GOM_NL__2PRFIN20051125_022445_000000362042_00447_19539_8764.N1	25-NOV-2005 02:24:45	Bright	36.000	105	6Bet Ari	2.6450	8900.0	72	19539	No
30	GOM_NL__2PRFIN20051125_022831_000000362042_00447_19539_8765.N1	25-NOV-2005 02:28:31	Bright	35.500	173	4Bet Tri	3.0040	8900.0	71	19539	No
31	GOM_NL__2PRFIN20051125_023035_000000382042_00447_19539_8766.N1	25-NOV-2005 02:30:35	Bright	38.000	73	57Gam1And	2.2600	13100.	76	19539	No
32	GOM_NL__2PRFIN20051125_023349_000000192042_00447_19539_8767.N1	25-NOV-2005 02:33:49	Twilight	19.000	160	23Gam Per	2.9300	4700.0	38	19539	No
33	GOM_NL__2PRFIN20051125_023524_000000362042_00447_19539_8768.N1	25-NOV-2005 02:35:24	Bright	36.000	68	18Alp Cas	2.2250	4500.0	72	19539	No
34	GOM_NL__2PRFIN20051125_024345_000000312042_00447_19539_8769.N1	25-NOV-2005 02:43:45	Bright	31.000	49	1Alp UMi	1.9900	6300.0	62	19539	No
35	GOM_NL__2PRFIN20051125_024819_000000372042_00447_19539_8770.N1	25-NOV-2005 02:48:19	Bright	37.000	60	7Bet UMi	2.0810	3950.0	74	19539	No
36	GOM_NL__2PRFIN20051125_025403_000000352042_00447_19539_8771.N1	25-NOV-2005 02:54:03	Bright	34.500	55	79Zet UMa	2.0600	10200.	69	19539	No
37	GOM_NL__2PRFIN20051125_025537_000000362042_00447_19539_8772.N1	25-NOV-2005 02:55:37	Bright	36.000	39	85Eta UMa	1.8540	24000.	72	19539	No
38	GOM_NL__2PRFIN20051125_025823_000000332042_00447_19539_8773.N1	25-NOV-2005 02:58:23	Bright	32.500	180	27Gam Boo	3.0400	8000.0	65	19539	No
39	GOM_NL__2PRFIN20051125_030122_000000332042_00447_19539_8774.N1	25-NOV-2005 03:01:22	Bright	33.000	83		2.3780	11000.	66	19539	No
40	GOM_NL__2PRFIN20051125_030352_000000332042_00447_19539_8775.N1	25-NOV-2005 03:03:52	Bright	32.500	3	16Alp Boo	-0.050000	4250.0	65	19539	No
41	GOM_NL__2PRFIN20051125_031736_000000422042_00447_19539_8776.N1	25-NOV-2005 03:17:36	Twilight	42.000	106	9Bet Crv	2.6480	5600.0	84	19539	No
42	GOM_NL__2PRFIN20051125_032353_000000382042_00447_19539_8777.N1	25-NOV-2005 03:23:53	Dark	37.500	64	Gam Cen	2.2000	10600.	75	19539	No

43	GOM_NL__2PRFIN20051125_032507_000000382042_00447_19539_8778.N1	25-NOV-2005 03:25:07	Dark	37.500	99	Del Cen	2.5750	26000.	75	19539	No
44	GOM_NL__2PRFIN20051125_032627_000000442042_00447_19539_8779.N1	25-NOV-2005 03:26:27	Dark	43.500	20	Bet Cru	1.2530	30000.	87	19539	No
45	GOM_NL__2PRFIN20051125_032737_000000472042_00448_19540_8779.N1	25-NOV-2005 03:27:37	Dark	46.500	12	Alp1Cru	0.77500	30000.	93	19540	No
46	GOM_NL__2PRFIN20051125_033007_000000382042_00448_19540_8780.N1	25-NOV-2005 03:30:07	Dark	38.000	124	The Car	2.7640	30000.	76	19540	No
47	GOM_NL__2PRFIN20051125_033257_000000392042_00448_19540_8781.N1	25-NOV-2005 03:32:57	Dark	39.000	29	Bet Car	1.6720	10200.	78	19540	No
48	GOM_NL__2PRFIN20051125_034748_000000372042_00448_19540_8782.N1	25-NOV-2005 03:47:48	Straylight	36.500	157	The1Eri	2.9060	9300.0	73	19540	No
49	GOM_NL__2PRFIN20051125_040013_000000492042_00448_19540_8783.N1	25-NOV-2005 04:00:13	Twl_and_stray	48.500	94	92Alp Cet	2.5260	3100.0	97	19540	No
50	GOM_NL__2PRFIN20051125_040521_000000372042_00448_19540_8784.N1	25-NOV-2005 04:05:21	Bright	36.500	105	6Bet Ari	2.6450	8900.0	73	19540	No
51	GOM_NL__2PRFIN20051125_040907_000000342042_00448_19540_8785.N1	25-NOV-2005 04:09:07	Bright	34.000	173	4Bet Tri	3.0040	8900.0	68	19540	No
52	GOM_NL__2PRFIN20051125_041111_000000352042_00448_19540_8786.N1	25-NOV-2005 04:11:11	Bright	34.500	73	57Gam1And	2.2600	13100.	69	19540	No
53	GOM_NL__2PRFIN20051125_041425_000000302042_00448_19540_8787.N1	25-NOV-2005 04:14:25	Bright	30.000	160	23Gam Per	2.9300	4700.0	60	19540	No
54	GOM_NL__2PRFIN20051125_041600_000000362042_00448_19540_8788.N1	25-NOV-2005 04:16:00	Bright	36.000	68	18Alp Cas	2.2250	4500.0	72	19540	No
55	GOM_NL__2PRFIN20051125_042421_000000332042_00448_19540_8789.N1	25-NOV-2005 04:24:21	Bright	32.500	49	1Alp UMi	1.9900	6300.0	65	19540	No
56	GOM_NL__2PRFIN20051125_042856_000000372042_00448_19540_8790.N1	25-NOV-2005 04:28:56	Bright	36.500	60	7Bet UMi	2.0810	3950.0	73	19540	No
57	GOM_NL__2PRFIN20051125_043439_000000372042_00448_19540_8791.N1	25-NOV-2005 04:34:39	Bright	37.000	55	79Zet UMa	2.0600	10200.	74	19540	No
58	GOM_NL__2PRFIN20051125_043613_000000362042_00448_19540_8792.N1	25-NOV-2005 04:36:13	Bright	36.000	39	85Eta UMa	1.8540	24000.	72	19540	No
59	GOM_NL__2PRFIN20051125_043859_000000342042_00448_19540_8793.N1	25-NOV-2005 04:38:59	Bright	33.500	180	27Gam Boo	3.0400	8000.0	67	19540	No
60	GOM_NL__2PRFIN20051125_044158_000000342042_00448_19540_8794.N1	25-NOV-2005 04:41:58	Bright	33.500	83		2.3780	11000.	67	19540	No
61	GOM_NL__2PRFIN20051125_044428_000000332042_00448_19540_8795.N1	25-NOV-2005 04:44:28	Bright	33.000	3	16Alp Boo	-0.050000	4250.0	66	19540	No
62	GOM_NL__2PRFIN20051125_045812_000000432042_00448_19540_8796.N1	25-NOV-2005 04:58:12	Twilight	43.000	106	9Bet Crv	2.6480	5600.0	86	19540	No
63	GOM_NL__2PRFIN20051125_050429_000000402042_00448_19540_8797.N1	25-NOV-2005 05:04:29	Dark	39.500	64	Gam Cen	2.2000	10600.	79	19540	No
64	GOM_NL__2PRFIN20051125_050543_000000402042_00448_19540_8798.N1	25-NOV-2005 05:05:43	Dark	40.000	99	Del Cen	2.5750	26000.	80	19540	No
65	GOM_NL__2PRFIN20051125_050704_000000412042_00448_19540_8799.N1	25-NOV-2005 05:07:04	Dark	41.000	20	Bet Cru	1.2530	30000.	82	19540	No
66	GOM_NL__2PRFIN20051125_050813_000000482042_00449_19541_8779.N1	25-NOV-2005 05:08:13	Dark	47.500	12	Alp1Cru	0.77500	30000.	95	19541	No
67	GOM_NL__2PRFIN20051125_051043_000000372042_00449_19541_8780.N1	25-NOV-2005 05:10:43	Dark	36.500	124	The Car	2.7640	30000.	73	19541	No
68	GOM_NL__2PRFIN20051125_051333_000000382042_00449_19541_8781.N1	25-NOV-2005 05:13:33	Dark	38.000	29	Bet Car	1.6720	10200.	76	19541	No
69	GOM_NL__2PRFIN20051125_052824_000000392042_00449_19541_8782.N1	25-NOV-2005 05:28:24	Straylight	38.500	157	The1Eri	2.9060	9300.0	77	19541	No
70	GOM_NL__2PRFIN20051125_054049_000000492042_00449_19541_8783.N1	25-NOV-2005 05:40:49	Twl_and_stray	49.000	94	92Alp Cet	2.5260	3100.0	98	19541	No
71	GOM_NL__2PRFIN20051125_054557_000000362042_00449_19541_8784.N1	25-NOV-2005 05:45:57	Bright	36.000	105	6Bet Ari	2.6450	8900.0	72	19541	No
72	GOM_NL__2PRFIN20051125_054943_000000352042_00449_19541_8785.N1	25-NOV-2005 05:49:43	Bright	35.000	173	4Bet Tri	3.0040	8900.0	70	19541	No
73	GOM_NL__2PRFIN20051125_055147_000000362042_00449_19541_8786.N1	25-NOV-2005 05:51:47	Bright	35.500	73	57Gam1And	2.2600	13100.	71	19541	No
74	GOM_NL__2PRFIN20051125_055501_000000302042_00449_19541_8787.N1	25-NOV-2005 05:55:01	Bright	30.000	160	23Gam Per	2.9300	4700.0	60	19541	No
75	GOM_NL__2PRFIN20051125_055637_000000372042_00449_19541_8788.N1	25-NOV-2005 05:56:37	Bright	36.500	68	18Alp Cas	2.2250	4500.0	73	19541	No
76	GOM_NL__2PRFIN20051125_060457_000000342042_00449_19541_8789.N1	25-NOV-2005 06:04:57	Bright	33.500	49	1Alp UMi	1.9900	6300.0	67	19541	No
77	GOM_NL__2PRFIN20051125_060932_000000372042_00449_19541_8790.N1	25-NOV-2005 06:09:32	Bright	36.500	60	7Bet UMi	2.0810	3950.0	73	19541	No
78	GOM_NL__2PRFIN20051125_061515_000000462042_00449_19541_8791.N1	25-NOV-2005 06:15:15	Bright	45.500	55	79Zet UMa	2.0600	10200.	91	19541	No
79	GOM_NL__2PRFIN20051125_061649_000000372042_00449_19541_8792.N1	25-NOV-2005 06:16:49	Bright	36.500	39	85Eta UMa	1.8540	24000.	73	19541	No
80	GOM_NL__2PRFIN20051125_061936_000000342042_00449_19541_8793.N1	25-NOV-2005 06:19:36	Bright	33.500	180	27Gam Boo	3.0400	8000.0	67	19541	No
81	GOM_NL__2PRFIN20051125_062235_000000342042_00449_19541_8794.N1	25-NOV-2005 06:22:35	Bright	33.500	83		2.3780	11000.	67	19541	No
82	GOM_NL__2PRFIN20051125_062505_000000332042_00449_19541_8795.N1	25-NOV-2005 06:25:05	Bright	33.000	3	16Alp Boo	-0.050000	4250.0	66	19541	No
83	GOM_NL__2PRFIN20051125_063849_000000462042_00449_19541_8796.N1	25-NOV-2005 06:38:49	Twilight	45.500	106	9Bet Crv	2.6480	5600.0	91	19541	No
84	GOM_NL__2PRFIN20051125_064506_000000382042_00449_19541_8797.N1	25-NOV-2005 06:45:06	Dark	38.000	64	Gam Cen	2.2000	10600.	76	19541	No
85	GOM_NL__2PRFIN20051125_064620_000000392042_00449_19541_8798.N1	25-NOV-2005 06:46:20	Dark	38.500	99	Del Cen	2.5750	26000.	77	19541	No
86	GOM_NL__2PRFIN20051125_064740_000000382042_00449_19541_8799.N1	25-NOV-2005 06:47:40	Dark	37.500	20	Bet Cru	1.2530	30000.	75	19541	No
87	GOM_NL__2PRFIN20051125_064850_000000432042_00450_19542_8779.N1	25-NOV-2005 06:48:50	Dark	43.000	12	Alp1Cru	0.77500	30000.	86	19542	No
88	GOM_NL__2PRFIN20051125_065119_000000382042_00450_19542_8780.N1	25-NOV-2005 06:51:19	Dark	38.000	124	The Car	2.7640	30000.	76	19542	No
89	GOM_NL__2PRFIN20051125_065410_000000392042_00450_19542_8781.N1	25-NOV-2005 06:54:10	Dark	38.500	29	Bet Car	1.6720	10200.	77	19542	No
90	GOM_NL__2PRFIN20051125_070900_000000372042_00450_19542_8782.N1	25-NOV-2005 07:09:00	Straylight	37.000	157	The1Eri	2.9060	9300.0	74	19542	No
91	GOM_NL__2PRFIN20051125_072125_000000472042_00450_19542_8783.N1	25-NOV-2005 07:21:25	Twl_and_stray	47.000	94	92Alp Cet	2.5260	3100.0	94	19542	No
92	GOM_NL__2PRFIN20051125_072634_000000372042_00450_19542_8784.N1	25-NOV-2005 07:26:34	Bright	37.000	105	6Bet Ari	2.6450	8900.0	74	19542	No
93	GOM_NL__2PRFIN20051125_073019_000000352042_00450_19542_8785.N1	25-NOV-2005 07:30:19	Bright	35.000	173	4Bet Tri	3.0040	8900.0	70	19542	No
94	GOM_NL__2PRFIN20051125_073223_000000362042_00450_19542_8786.N1	25-NOV-2005 07:32:23	Bright	35.500	73	57Gam1And	2.2600	13100.	71	19542	No
95	GOM_NL__2PRFIN20051125_073537_000000362042_00450_19542_8787.N1	25-NOV-2005 07:35:37	Bright	35.500	160	23Gam Per	2.9300	4700.0	71	19542	No
96	GOM_NL__2PRFIN20051125_073713_000000382042_00450_19542_8788.N1	25-NOV-2005 07:37:13	Bright	37.500	68	18Alp Cas	2.2250	4500.0	75	19542	No
97	GOM_NL__2PRFIN20051125_074533_000000362042_00450_19542_8789.N1	25-NOV-2005 07:45:33	Bright	36.000	49	1Alp UMi	1.9900	6300.0	72	19542	No
98	GOM_NL__2PRFIN20051125_075008_000000322042_00450_19542_8790.N1	25-NOV-2005 07:50:08	Bright	32.000	60	7Bet UMi	2.0810	3950.0	64	19542	No
99	GOM_NL__2PRFIN20051125_075551_000000372042_00450_19542_8791.N1	25-NOV-2005 07:55:51	Bright	37.000	55	79Zet UMa	2.0600	10200.	74	19542	No
100	GOM_NL__2PRFIN20051125_075725_000000342042_00450_19542_8792.N1	25-NOV-2005 07:57:25	Bright	34.000	39	85Eta UMa	1.8540	24000.	68	19542	No
101	GOM_NL__2PRFIN20051125_080012_000000342042_00450_19542_8793.N1	25-NOV-2005 08:00:12	Bright	33.500	180	27Gam Boo	3.0400	8000.0	67	19542	No

102	GOM_NL__2PRFIN20051125_080311_000000332042_00450_19542_8794.N1	25-NOV-2005 08:03:11	Bright	33.000	83		2.3780	11000.	66	19542	No
103	GOM_NL__2PRFIN20051125_080541_000000332042_00450_19542_8795.N1	25-NOV-2005 08:05:41	Bright	33.000	3	16Alp Boo	-0.050000	4250.0	66	19542	No
104	GOM_NL__2PRFIN20051125_081925_000000462042_00450_19542_8796.N1	25-NOV-2005 08:19:25	Twilight	45.500	106	9Bet Crv	2.6480	5600.0	91	19542	No
105	GOM_NL__2PRFIN20051125_082542_000000432042_00450_19542_8797.N1	25-NOV-2005 08:25:42	Dark	42.500	64	Gam Cen	2.2000	10600.	85	19542	No
106	GOM_NL__2PRFIN20051125_082656_000000422042_00450_19542_8798.N1	25-NOV-2005 08:26:56	Dark	42.000	99	Del Cen	2.5750	26000.	84	19542	No
107	GOM_NL__2PRFIN20051125_082816_000000402042_00450_19542_8799.N1	25-NOV-2005 08:28:16	Dark	39.500	20	Bet Cru	1.2530	30000.	79	19542	No
108	GOM_NL__2PRFIN20051125_082926_000000432042_00451_19543_8779.N1	25-NOV-2005 08:29:26	Dark	42.500	12	Alp1Cru	0.77500	30000.	85	19543	No
109	GOM_NL__2PRFIN20051125_083156_000000392042_00451_19543_8780.N1	25-NOV-2005 08:31:56	Dark	39.000	124	The Car	2.7640	30000.	78	19543	No
110	GOM_NL__2PRFIN20051125_083446_000000382042_00451_19543_8781.N1	25-NOV-2005 08:34:46	Dark	37.500	29	Bet Car	1.6720	10200.	75	19543	No
111	GOM_NL__2PRFIN20051125_084937_000000382042_00451_19543_8782.N1	25-NOV-2005 08:49:37	Straylight	38.000	157	The1Eri	2.9060	9300.0	76	19543	No
112	GOM_NL__2PRFIN20051125_090201_000000482042_00451_19543_8783.N1	25-NOV-2005 09:02:01	Tw_i_and_stray	47.500	94	92Alp Cet	2.5260	3100.0	95	19543	No
113	GOM_NL__2PRFIN20051125_090710_000000372042_00451_19543_8784.N1	25-NOV-2005 09:07:10	Bright	37.000	105	6Bet Ari	2.6450	8900.0	74	19543	No
114	GOM_NL__2PRFIN20051125_091055_000000352042_00451_19543_8785.N1	25-NOV-2005 09:10:55	Bright	35.000	173	4Bet Tri	3.0040	8900.0	70	19543	No
115	GOM_NL__2PRFIN20051125_091259_000000362042_00451_19543_8786.N1	25-NOV-2005 09:12:59	Bright	36.000	73	57Gam1And	2.2600	13100.	72	19543	No
116	GOM_NL__2PRFIN20051125_091613_000000382042_00451_19543_8787.N1	25-NOV-2005 09:16:13	Bright	38.000	160	23Gam Per	2.9300	4700.0	76	19543	No
117	GOM_NL__2PRFIN20051125_091749_000000352042_00451_19543_8788.N1	25-NOV-2005 09:17:49	Bright	34.500	68	18Alp Cas	2.2250	4500.0	69	19543	No
118	GOM_NL__2PRFIN20051125_092608_000000382042_00451_19543_8789.N1	25-NOV-2005 09:26:08	Bright	37.500	49	1Alp UMi	1.9900	6300.0	75	19543	No
119	GOM_NL__2PRFIN20051125_093044_000000382042_00451_19543_8790.N1	25-NOV-2005 09:30:44	Bright	38.000	60	7Bet UMi	2.0810	3950.0	76	19543	No
120	GOM_NL__2PRFIN20051125_093627_000000342042_00451_19543_8791.N1	25-NOV-2005 09:36:27	Bright	34.000	55	79Zet UMa	2.0600	10200.	68	19543	No
121	GOM_NL__2PRFIN20051125_093801_000000332042_00451_19543_8792.N1	25-NOV-2005 09:38:01	Bright	33.000	39	85Eta UMa	1.8540	24000.	66	19543	No
122	GOM_NL__2PRFIN20051125_094048_000000332042_00451_19543_8793.N1	25-NOV-2005 09:40:48	Bright	33.000	180	27Gam Boo	3.0400	8000.0	66	19543	No
123	GOM_NL__2PRFIN20051125_094347_000000342042_00451_19543_8794.N1	25-NOV-2005 09:43:47	Bright	33.500	83		2.3780	11000.	67	19543	No
124	GOM_NL__2PRFIN20051125_094617_000000342042_00451_19543_8795.N1	25-NOV-2005 09:46:17	Bright	33.500	3	16Alp Boo	-0.050000	4250.0	67	19543	No
125	GOM_NL__2PRFIN20051125_100002_000000452042_00451_19543_8796.N1	25-NOV-2005 10:00:02	Twilight	44.500	106	9Bet Crv	2.6480	5600.0	89	19543	No
126	GOM_NL__2PRFIN20051125_100618_000000412042_00451_19543_8797.N1	25-NOV-2005 10:06:18	Dark	40.500	64	Gam Cen	2.2000	10600.	81	19543	No
127	GOM_NL__2PRFIN20051125_100732_000000392042_00451_19543_8798.N1	25-NOV-2005 10:07:32	Dark	39.000	99	Del Cen	2.5750	26000.	78	19543	No
128	GOM_NL__2PRFIN20051125_100852_000000422042_00451_19543_8799.N1	25-NOV-2005 10:08:52	Dark	42.000	20	Bet Cru	1.2530	30000.	84	19543	No
129	GOM_NL__2PRFIN20051125_101002_000000472042_00452_19544_8779.N1	25-NOV-2005 10:10:02	Dark	47.000	12	Alp1Cru	0.77500	30000.	94	19544	No
130	GOM_NL__2PRFIN20051125_101232_000000382042_00452_19544_8780.N1	25-NOV-2005 10:12:32	Dark	37.500	124	The Car	2.7640	30000.	75	19544	No
131	GOM_NL__2PRFIN20051125_101522_000000392042_00452_19544_8781.N1	25-NOV-2005 10:15:22	Dark	39.000	29	Bet Car	1.6720	10200.	78	19544	No
132	GOM_NL__2PRFIN20051125_103013_000000372042_00452_19544_8782.N1	25-NOV-2005 10:30:13	Straylight	36.500	157	The1Eri	2.9060	9300.0	73	19544	No
133	GOM_NL__2PRFIN20051125_104237_000000482042_00452_19544_8783.N1	25-NOV-2005 10:42:37	Tw_i_and_stray	47.500	94	92Alp Cet	2.5260	3100.0	95	19544	No
134	GOM_NL__2PRFIN20051125_104746_000000372042_00452_19544_8784.N1	25-NOV-2005 10:47:46	Bright	37.000	105	6Bet Ari	2.6450	8900.0	74	19544	No
135	GOM_NL__2PRFIN20051125_105131_000000342042_00452_19544_8785.N1	25-NOV-2005 10:51:31	Bright	34.000	173	4Bet Tri	3.0040	8900.0	68	19544	No
136	GOM_NL__2PRFIN20051125_105335_000000352042_00452_19544_8786.N1	25-NOV-2005 10:53:35	Bright	35.000	73	57Gam1And	2.2600	13100.	70	19544	No
137	GOM_NL__2PRFIN20051125_105648_000000362042_00452_19544_8787.N1	25-NOV-2005 10:56:48	Bright	36.000	160	23Gam Per	2.9300	4700.0	72	19544	No
138	GOM_NL__2PRFIN20051125_105825_000000372042_00452_19544_8788.N1	25-NOV-2005 10:58:25	Bright	36.500	68	18Alp Cas	2.2250	4500.0	73	19544	No
139	GOM_NL__2PRFIN20051125_110644_000000362042_00452_19544_8789.N1	25-NOV-2005 11:06:44	Bright	35.500	49	1Alp UMi	1.9900	6300.0	71	19544	No
140	GOM_NL__2PRFIN20051125_111120_000000352042_00452_19544_8790.N1	25-NOV-2005 11:11:20	Bright	35.000	60	7Bet UMi	2.0810	3950.0	70	19544	No
141	GOM_NL__2PRFIN20051125_111703_000000342042_00452_19544_8791.N1	25-NOV-2005 11:17:03	Bright	34.000	55	79Zet UMa	2.0600	10200.	68	19544	No
142	GOM_NL__2PRFIN20051125_111837_000000372042_00452_19544_8792.N1	25-NOV-2005 11:18:37	Bright	36.500	39	85Eta UMa	1.8540	24000.	73	19544	No
143	GOM_NL__2PRFIN20051125_112124_000000332042_00452_19544_8793.N1	25-NOV-2005 11:21:24	Bright	33.000	180	27Gam Boo	3.0400	8000.0	66	19544	No
144	GOM_NL__2PRFIN20051125_112423_000000342042_00452_19544_8794.N1	25-NOV-2005 11:24:23	Bright	33.500	83		2.3780	11000.	67	19544	No
145	GOM_NL__2PRFIN20051125_112653_000000342042_00452_19544_8795.N1	25-NOV-2005 11:26:53	Bright	33.500	3	16Alp Boo	-0.050000	4250.0	67	19544	No
146	GOM_NL__2PRFIN20051125_114038_000000462042_00452_19544_8796.N1	25-NOV-2005 11:40:38	Twilight	46.000	106	9Bet Crv	2.6480	5600.0	92	19544	No
147	GOM_NL__2PRFIN20051125_114654_000000382042_00452_19544_8797.N1	25-NOV-2005 11:46:54	Dark	38.000	64	Gam Cen	2.2000	10600.	76	19544	No
148	GOM_NL__2PRFIN20051125_114808_000000392042_00452_19544_8798.N1	25-NOV-2005 11:48:08	Dark	39.000	99	Del Cen	2.5750	26000.	78	19544	No
149	GOM_NL__2PRFIN20051125_114928_000000412042_00452_19544_8799.N1	25-NOV-2005 11:49:28	Dark	40.500	20	Bet Cru	1.2530	30000.	81	19544	No
150	GOM_NL__2PRFIN20051125_115038_000000472042_00453_19545_8779.N1	25-NOV-2005 11:50:38	Dark	47.000	12	Alp1Cru	0.77500	30000.	94	19545	No
151	GOM_NL__2PRFIN20051125_115308_000000372042_00453_19545_8780.N1	25-NOV-2005 11:53:08	Dark	36.500	124	The Car	2.7640	30000.	73	19545	No
152	GOM_NL__2PRFIN20051125_115559_000000382042_00453_19545_8781.N1	25-NOV-2005 11:55:59	Dark	38.000	29	Bet Car	1.6720	10200.	76	19545	No
153	GOM_NL__2PRFIN20051125_121049_000000372042_00453_19545_8782.N1	25-NOV-2005 12:10:49	Straylight	37.000	157	The1Eri	2.9060	9300.0	74	19545	No
154	GOM_NL__2PRFIN20051125_122313_000000512042_00453_19545_8783.N1	25-NOV-2005 12:23:13	Tw_i_and_stray	51.000	94	92Alp Cet	2.5260	3100.0	102	19545	No
155	GOM_NL__2PRFIN20051125_122822_000000362042_00453_19545_8784.N1	25-NOV-2005 12:28:22	Bright	35.500	105	6Bet Ari	2.6450	8900.0	71	19545	No
156	GOM_NL__2PRFIN20051125_123207_000000342042_00453_19545_8785.N1	25-NOV-2005 12:32:07	Bright	33.500	173	4Bet Tri	3.0040	8900.0	67	19545	No
157	GOM_NL__2PRFIN20051125_123411_000000362042_00453_19545_8786.N1	25-NOV-2005 12:34:11	Bright	36.000	73	57Gam1And	2.2600	13100.	72	19545	No
158	GOM_NL__2PRFIN20051125_123724_000000352042_00453_19545_8787.N1	25-NOV-2005 12:37:24	Bright	34.500	160	23Gam Per	2.9300	4700.0	69	19545	No
159	GOM_NL__2PRFIN20051125_123901_000000342042_00453_19545_8788.N1	25-NOV-2005 12:39:01	Bright	34.000	68	18Alp Cas	2.2250	4500.0	68	19545	No
160	GOM_NL__2PRFIN20051125_124720_000000362042_00453_19545_8789.N1	25-NOV-2005 12:47:20	Bright	35.500	49	1Alp UMi	1.9900	6300.0	71	19545	No

161	GOM_NL__2PRFIN20051125_125155_000000352042_00453_19545_8790.N1	25-NOV-2005 12:51:55	Bright	34.500	60	7Bet UMi	2.0810	3950.0	69	19545	No
162	GOM_NL__2PRFIN20051125_125738_000000372042_00453_19545_8791.N1	25-NOV-2005 12:57:38	Bright	37.000	55	79Zet UMa	2.0600	10200.	74	19545	No
163	GOM_NL__2PRFIN20051125_125913_000000372042_00453_19545_8792.N1	25-NOV-2005 12:59:13	Bright	37.000	39	85Eta UMa	1.8540	24000.	74	19545	No
164	GOM_NL__2PRFIN20051125_130200_000000342042_00453_19545_8793.N1	25-NOV-2005 13:02:00	Bright	34.000	180	27Gam Boo	3.0400	8000.0	68	19545	No
165	GOM_NL__2PRFIN20051125_130459_000000342042_00453_19545_8794.N1	25-NOV-2005 13:04:59	Bright	34.000	83		2.3780	11000.	68	19545	No
166	GOM_NL__2PRFIN20051125_130729_000000342042_00453_19545_8795.N1	25-NOV-2005 13:07:29	Bright	33.500	3	16Alp Boo	-0.050000	4250.0	67	19545	No
167	GOM_NL__2PRFIN20051125_132114_000000452042_00453_19545_8796.N1	25-NOV-2005 13:21:14	Twilight	44.500	106	9Bet Crv	2.6480	5600.0	89	19545	No
168	GOM_NL__2PRFIN20051125_132731_000000402042_00453_19545_8797.N1	25-NOV-2005 13:27:31	Dark	40.000	64	Gam Cen	2.2000	10600.	80	19545	No
169	GOM_NL__2PRFIN20051125_132845_000000382042_00453_19545_8798.N1	25-NOV-2005 13:28:45	Dark	38.000	99	Del Cen	2.5750	26000.	76	19545	No
170	GOM_NL__2PRFIN20051125_133004_000000402042_00453_19545_8799.N1	25-NOV-2005 13:30:04	Dark	40.000	20	Bet Cru	1.2530	30000.	80	19545	No
171	GOM_NL__2PRFIN20051125_133114_000000462042_00454_19546_8779.N1	25-NOV-2005 13:31:14	Dark	46.000	12	Alp1Cru	0.77500	30000.	92	19546	No
172	GOM_NL__2PRFIN20051125_133345_000000372042_00454_19546_8780.N1	25-NOV-2005 13:33:45	Dark	37.000	124	The Car	2.7640	30000.	74	19546	No
173	GOM_NL__2PRFIN20051125_133635_000000372042_00454_19546_8781.N1	25-NOV-2005 13:36:35	Dark	36.500	29	Bet Car	1.6720	10200.	73	19546	No
174	GOM_NL__2PRFIN20051125_135125_000000382042_00454_19546_8782.N1	25-NOV-2005 13:51:25	Straylight	37.500	157	The1Eri	2.9060	9300.0	75	19546	No
175	GOM_NL__2PRFIN20051125_140349_000000482042_00454_19546_8783.N1	25-NOV-2005 14:03:49	Tw_and_stray	47.500	94	92Alp Cet	2.5260	3100.0	95	19546	No
176	GOM_NL__2PRFIN20051125_140858_000000352042_00454_19546_8784.N1	25-NOV-2005 14:08:58	Bright	34.500	105	6Bet Ari	2.6450	8900.0	69	19546	No
177	GOM_NL__2PRFIN20051125_141243_000000352042_00454_19546_8785.N1	25-NOV-2005 14:12:43	Bright	35.000	173	4Bet Tri	3.0040	8900.0	70	19546	No
178	GOM_NL__2PRFIN20051125_141447_000000372042_00454_19546_8786.N1	25-NOV-2005 14:14:47	Bright	36.500	73	57Gam1And	2.2600	13100.	73	19546	No
179	GOM_NL__2PRFIN20051125_141800_000000352042_00454_19546_8787.N1	25-NOV-2005 14:18:00	Bright	35.000	160	23Gam Per	2.9300	4700.0	70	19546	No
180	GOM_NL__2PRFIN20051125_141938_000000372042_00454_19546_8788.N1	25-NOV-2005 14:19:38	Bright	37.000	68	18Alp Cas	2.2250	4500.0	74	19546	No
181	GOM_NL__2PRFIN20051125_142756_000000362042_00454_19546_8789.N1	25-NOV-2005 14:27:56	Bright	36.000	49	1Alp UMi	1.9900	6300.0	72	19546	No
182	GOM_NL__2PRFIN20051125_143231_000000362042_00454_19546_8790.N1	25-NOV-2005 14:32:31	Bright	35.500	60	7Bet UMi	2.0810	3950.0	71	19546	No
183	GOM_NL__2PRFIN20051125_143814_000000372042_00454_19546_8791.N1	25-NOV-2005 14:38:14	Bright	37.000	55	79Zet UMa	2.0600	10200.	74	19546	No
184	GOM_NL__2PRFIN20051125_143949_000000362042_00454_19546_8792.N1	25-NOV-2005 14:39:49	Bright	35.500	39	85Eta UMa	1.8540	24000.	71	19546	No
185	GOM_NL__2PRFIN20051125_144236_000000342042_00454_19546_8793.N1	25-NOV-2005 14:42:36	Bright	33.500	180	27Gam Boo	3.0400	8000.0	67	19546	No
186	GOM_NL__2PRFIN20051125_144535_000000342042_00454_19546_8794.N1	25-NOV-2005 14:45:35	Bright	33.500	83		2.3780	11000.	67	19546	No
187	GOM_NL__2PRFIN20051125_144805_000000332042_00454_19546_8795.N1	25-NOV-2005 14:48:05	Bright	33.000	3	16Alp Boo	-0.050000	4250.0	66	19546	No
188	GOM_NL__2PRFIN20051125_150151_000000462042_00454_19546_8796.N1	25-NOV-2005 15:01:51	Twilight	46.000	106	9Bet Crv	2.6480	5600.0	92	19546	No
189	GOM_NL__2PRFIN20051125_150807_000000382042_00454_19546_8797.N1	25-NOV-2005 15:08:07	Dark	37.500	64	Gam Cen	2.2000	10600.	75	19546	No
190	GOM_NL__2PRFIN20051125_150921_000000402042_00454_19546_8798.N1	25-NOV-2005 15:09:21	Dark	40.000	99	Del Cen	2.5750	26000.	80	19546	No
191	GOM_NL__2PRFIN20051125_151040_000000382042_00454_19546_8799.N1	25-NOV-2005 15:10:40	Dark	38.000	20	Bet Cru	1.2530	30000.	76	19546	No
192	GOM_NL__2PRFIN20051125_151150_000000382042_00455_19547_8779.N1	25-NOV-2005 15:11:50	Dark	37.500	12	Alp1Cru	0.77500	30000.	75	19547	No
193	GOM_NL__2PRFIN20051125_151421_000000372042_00455_19547_8780.N1	25-NOV-2005 15:14:21	Dark	37.000	124	The Car	2.7640	30000.	74	19547	No
194	GOM_NL__2PRFIN20051125_151711_000000372042_00455_19547_8781.N1	25-NOV-2005 15:17:11	Dark	37.000	29	Bet Car	1.6720	10200.	74	19547	No
195	GOM_NL__2PRFIN20051125_153201_000000402042_00455_19547_8782.N1	25-NOV-2005 15:32:01	Straylight	39.500	157	The1Eri	2.9060	9300.0	79	19547	No
196	GOM_NL__2PRFIN20051125_154425_000000462042_00455_19547_8783.N1	25-NOV-2005 15:44:25	Tw_and_stray	46.000	94	92Alp Cet	2.5260	3100.0	92	19547	No
197	GOM_NL__2PRFIN20051125_154934_000000362042_00455_19547_8784.N1	25-NOV-2005 15:49:34	Bright	36.000	105	6Bet Ari	2.6450	8900.0	72	19547	No
198	GOM_NL__2PRFIN20051125_155319_000000362042_00455_19547_8785.N1	25-NOV-2005 15:53:19	Bright	35.500	173	4Bet Tri	3.0040	8900.0	71	19547	No
199	GOM_NL__2PRFIN20051125_155523_000000362042_00455_19547_8786.N1	25-NOV-2005 15:55:23	Bright	36.000	73	57Gam1And	2.2600	13100.	72	19547	No
200	GOM_NL__2PRFIN20051125_155836_000000362042_00455_19547_8787.N1	25-NOV-2005 15:58:36	Bright	36.000	160	23Gam Per	2.9300	4700.0	72	19547	No
201	GOM_NL__2PRFIN20051125_160014_000000372042_00455_19547_8788.N1	25-NOV-2005 16:00:14	Bright	36.500	68	18Alp Cas	2.2250	4500.0	73	19547	No
202	GOM_NL__2PRFIN20051125_160832_000000352042_00455_19547_8789.N1	25-NOV-2005 16:08:32	Bright	35.000	49	1Alp UMi	1.9900	6300.0	70	19547	No
203	GOM_NL__2PRFIN20051125_161307_000000382042_00455_19547_8790.N1	25-NOV-2005 16:13:07	Bright	37.500	60	7Bet UMi	2.0810	3950.0	75	19547	No
204	GOM_NL__2PRFIN20051125_161850_000000382042_00455_19547_8791.N1	25-NOV-2005 16:18:50	Bright	38.000	55	79Zet UMa	2.0600	10200.	76	19547	No
205	GOM_NL__2PRFIN20051125_162025_000000372042_00455_19547_8792.N1	25-NOV-2005 16:20:25	Bright	36.500	39	85Eta UMa	1.8540	24000.	73	19547	No
206	GOM_NL__2PRFIN20051125_162312_000000342042_00455_19547_8793.N1	25-NOV-2005 16:23:12	Bright	34.000	180	27Gam Boo	3.0400	8000.0	68	19547	No
207	GOM_NL__2PRFIN20051125_162611_000000332042_00455_19547_8794.N1	25-NOV-2005 16:26:11	Bright	33.000	83		2.3780	11000.	66	19547	No
208	GOM_NL__2PRFIN20051125_162841_000000342042_00455_19547_8795.N1	25-NOV-2005 16:28:41	Bright	33.500	3	16Alp Boo	-0.050000	4250.0	67	19547	No
209	GOM_NL__2PRFIN20051125_164227_000000422042_00455_19547_8796.N1	25-NOV-2005 16:42:27	Twilight	41.500	106	9Bet Crv	2.6480	5600.0	83	19547	No
210	GOM_NL__2PRFIN20051125_164843_000000392042_00455_19547_8797.N1	25-NOV-2005 16:48:43	Dark	39.000	64	Gam Cen	2.2000	10600.	78	19547	No
211	GOM_NL__2PRFIN20051125_164958_000000412042_00455_19547_8798.N1	25-NOV-2005 16:49:58	Dark	40.500	99	Del Cen	2.5750	26000.	81	19547	No
212	GOM_NL__2PRFIN20051125_165117_000000462042_00455_19547_8799.N1	25-NOV-2005 16:51:17	Dark	45.500	20	Bet Cru	1.2530	30000.	91	19547	No
213	GOM_NL__2PRFIN20051125_165227_000000382042_00456_19548_8779.N1	25-NOV-2005 16:52:27	Dark	37.500	12	Alp1Cru	0.77500	30000.	75	19548	No
214	GOM_NL__2PRFIN20051125_165457_000000372042_00456_19548_8780.N1	25-NOV-2005 16:54:57	Dark	37.000	124	The Car	2.7640	30000.	74	19548	No
215	GOM_NL__2PRFIN20051125_165748_000000382042_00456_19548_8781.N1	25-NOV-2005 16:57:48	Dark	38.000	29	Bet Car	1.6720	10200.	76	19548	No
216	GOM_NL__2PRFIN20051125_171237_000000392042_00456_19548_8782.N1	25-NOV-2005 17:12:37	Straylight	38.500	157	The1Eri	2.9060	9300.0	77	19548	No
217	GOM_NL__2PRFIN20051125_172501_000000442042_00456_19548_8783.N1	25-NOV-2005 17:25:01	Tw_and_stray	43.500	94	92Alp Cet	2.5260	3100.0	87	19548	No
218	GOM_NL__2PRFIN20051125_173010_000000362042_00456_19548_8784.N1	25-NOV-2005 17:30:10	Bright	35.500	105	6Bet Ari	2.6450	8900.0	71	19548	No
219	GOM_NL__2PRFIN20051125_173355_000000342042_00456_19548_8785.N1	25-NOV-2005 17:33:55	Bright	34.000	173	4Bet Tri	3.0040	8900.0	68	19548	No

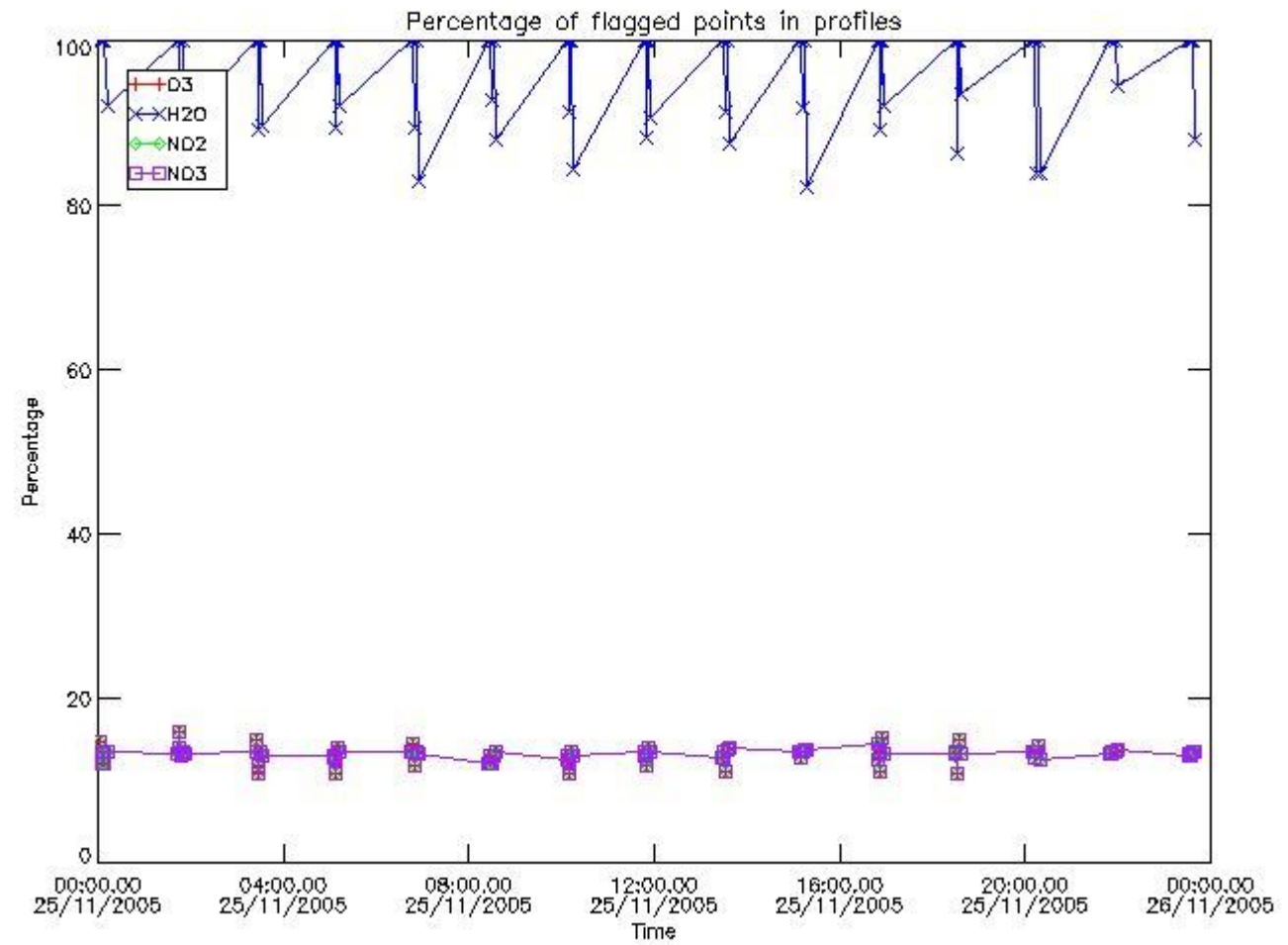
220	GOM_NL__2PRFIN20051125_173559_000000382042_00456_19548_8786.N1	25-NOV-2005 17:35:59	Bright	38.000	73	57Gam1And	2.2600	13100.	76	19548	No
221	GOM_NL__2PRFIN20051125_173911_000000362042_00456_19548_8787.N1	25-NOV-2005 17:39:11	Bright	36.000	160	23Gam Per	2.9300	4700.0	72	19548	No
222	GOM_NL__2PRFIN20051125_174050_000000372042_00456_19548_8788.N1	25-NOV-2005 17:40:50	Bright	36.500	68	18Alp Cas	2.2250	4500.0	73	19548	No
223	GOM_NL__2PRFIN20051125_174908_000000362042_00456_19548_8789.N1	25-NOV-2005 17:49:08	Bright	36.000	49	1Alp UMi	1.9900	6300.0	72	19548	No
224	GOM_NL__2PRFIN20051125_175344_000000372042_00456_19548_8790.N1	25-NOV-2005 17:53:44	Bright	37.000	60	7Bet UMi	2.0810	3950.0	74	19548	No
225	GOM_NL__2PRFIN20051125_175926_000000372042_00456_19548_8791.N1	25-NOV-2005 17:59:26	Bright	36.500	55	79Zet UMa	2.0600	10200.	73	19548	No
226	GOM_NL__2PRFIN20051125_180101_000000352042_00456_19548_8792.N1	25-NOV-2005 18:01:01	Bright	35.000	39	85Eta UMa	1.8540	24000.	70	19548	No
227	GOM_NL__2PRFIN20051125_180647_000000342042_00456_19548_8793.N1	25-NOV-2005 18:06:47	Bright	34.000	83		2.3780	11000.	68	19548	No
228	GOM_NL__2PRFIN20051125_180917_000000342042_00456_19548_8794.N1	25-NOV-2005 18:09:17	Bright	33.500	3	16Alp Boo	-0.050000	4250.0	67	19548	No
229	GOM_NL__2PRFIN20051125_182304_000000482042_00456_19548_8795.N1	25-NOV-2005 18:23:04	Twilight	48.000	106	9Bet Crv	2.6480	5600.0	96	19548	No
230	GOM_NL__2PRFIN20051125_182920_000000392042_00456_19548_8796.N1	25-NOV-2005 18:29:20	Dark	38.500	64	Gam Cen	2.2000	10600.	77	19548	No
231	GOM_NL__2PRFIN20051125_183034_000000382042_00456_19548_8797.N1	25-NOV-2005 18:30:34	Dark	37.500	99	Del Cen	2.5750	26000.	75	19548	No
232	GOM_NL__2PRFIN20051125_183153_000000472042_00456_19548_8798.N1	25-NOV-2005 18:31:53	Dark	47.000	20	Bet Cru	1.2530	30000.	94	19548	No
233	GOM_NL__2PRFIN20051125_183303_000000482042_00457_19549_8779.N1	25-NOV-2005 18:33:03	Dark	47.500	12	Alp1Cru	0.77500	30000.	95	19549	No
234	GOM_NL__2PRFIN20051125_183534_000000382042_00457_19549_8780.N1	25-NOV-2005 18:35:34	Dark	37.500	124	The Car	2.7640	30000.	75	19549	No
235	GOM_NL__2PRFIN20051125_183824_000000382042_00457_19549_8781.N1	25-NOV-2005 18:38:24	Dark	38.000	29	Bet Car	1.6720	10200.	76	19549	No
236	GOM_NL__2PRFIN20051125_185313_000000382042_00457_19549_8782.N1	25-NOV-2005 18:53:13	Straylight	37.500	157	The1Eri	2.9060	9300.0	75	19549	No
237	GOM_NL__2PRFIN20051125_190537_000000452042_00457_19549_8783.N1	25-NOV-2005 19:05:37	Tw_and_stray	45.000	94	92Alp Cet	2.5260	3100.0	90	19549	No
238	GOM_NL__2PRFIN20051125_191046_000000372042_00457_19549_8784.N1	25-NOV-2005 19:10:46	Bright	36.500	105	6Bet Ari	2.6450	8900.0	73	19549	No
239	GOM_NL__2PRFIN20051125_191431_000000352042_00457_19549_8785.N1	25-NOV-2005 19:14:31	Bright	35.000	173	4Bet Tri	3.0040	8900.0	70	19549	No
240	GOM_NL__2PRFIN20051125_191635_000000362042_00457_19549_8786.N1	25-NOV-2005 19:16:35	Bright	36.000	73	57Gam1And	2.2600	13100.	72	19549	No
241	GOM_NL__2PRFIN20051125_191947_000000362042_00457_19549_8787.N1	25-NOV-2005 19:19:47	Bright	35.500	160	23Gam Per	2.9300	4700.0	71	19549	No
242	GOM_NL__2PRFIN20051125_192126_000000382042_00457_19549_8788.N1	25-NOV-2005 19:21:26	Bright	37.500	68	18Alp Cas	2.2250	4500.0	75	19549	No
243	GOM_NL__2PRFIN20051125_192944_000000362042_00457_19549_8789.N1	25-NOV-2005 19:29:44	Bright	36.000	49	1Alp UMi	1.9900	6300.0	72	19549	No
244	GOM_NL__2PRFIN20051125_193420_000000382042_00457_19549_8790.N1	25-NOV-2005 19:34:20	Bright	37.500	60	7Bet UMi	2.0810	3950.0	75	19549	No
245	GOM_NL__2PRFIN20051125_194002_000000382042_00457_19549_8791.N1	25-NOV-2005 19:40:02	Bright	37.500	55	79Zet UMa	2.0600	10200.	75	19549	No
246	GOM_NL__2PRFIN20051125_194137_000000382042_00457_19549_8792.N1	25-NOV-2005 19:41:37	Bright	37.500	39	85Eta UMa	1.8540	24000.	75	19549	No
247	GOM_NL__2PRFIN20051125_194424_000000352042_00457_19549_8793.N1	25-NOV-2005 19:44:24	Bright	34.500	180	27Gam Boo	3.0400	8000.0	69	19549	No
248	GOM_NL__2PRFIN20051125_194723_000000342042_00457_19549_8794.N1	25-NOV-2005 19:47:23	Bright	33.500	83		2.3780	11000.	67	19549	No
249	GOM_NL__2PRFIN20051125_194954_000000342042_00457_19549_8795.N1	25-NOV-2005 19:49:54	Bright	34.000	3	16Alp Boo	-0.050000	4250.0	68	19549	No
250	GOM_NL__2PRFIN20051125_200340_000000462042_00457_19549_8796.N1	25-NOV-2005 20:03:40	Twilight	45.500	106	9Bet Crv	2.6480	5600.0	91	19549	No
251	GOM_NL__2PRFIN20051125_200956_000000382042_00457_19549_8797.N1	25-NOV-2005 20:09:56	Dark	37.500	64	Gam Cen	2.2000	10600.	75	19549	No
252	GOM_NL__2PRFIN20051125_201110_000000402042_00457_19549_8798.N1	25-NOV-2005 20:11:10	Dark	40.000	99	Del Cen	2.5750	26000.	80	19549	No
253	GOM_NL__2PRFIN20051125_201229_000000382042_00457_19549_8799.N1	25-NOV-2005 20:12:29	Dark	38.000	20	Bet Cru	1.2530	30000.	76	19549	No
254	GOM_NL__2PRFIN20051125_201339_000000382042_00458_19550_8799.N1	25-NOV-2005 20:13:39	Dark	37.500	12	Alp1Cru	0.77500	30000.	75	19550	No
255	GOM_NL__2PRFIN20051125_201610_000000362042_00458_19550_8800.N1	25-NOV-2005 20:16:10	Dark	36.000	124	The Car	2.7640	30000.	72	19550	No
256	GOM_NL__2PRFIN20051125_201900_000000412042_00458_19550_8801.N1	25-NOV-2005 20:19:00	Dark	40.500	29	Bet Car	1.6720	10200.	81	19550	No
257	GOM_NL__2PRFIN20051125_203349_000000382042_00458_19550_8802.N1	25-NOV-2005 20:33:49	Straylight	38.000	157	The1Eri	2.9060	9300.0	76	19550	No
258	GOM_NL__2PRFIN20051125_204613_000000492042_00458_19550_8803.N1	25-NOV-2005 20:46:13	Tw_and_stray	48.500	94	92Alp Cet	2.5260	3100.0	97	19550	No
259	GOM_NL__2PRFIN20051125_205122_000000352042_00458_19550_8804.N1	25-NOV-2005 20:51:22	Bright	34.500	105	6Bet Ari	2.6450	8900.0	69	19550	No
260	GOM_NL__2PRFIN20051125_205508_000000362042_00458_19550_8805.N1	25-NOV-2005 20:55:08	Bright	35.500	173	4Bet Tri	3.0040	8900.0	71	19550	No
261	GOM_NL__2PRFIN20051125_205711_000000372042_00458_19550_8806.N1	25-NOV-2005 20:57:11	Bright	37.000	73	57Gam1And	2.2600	13100.	74	19550	No
262	GOM_NL__2PRFIN20051125_210023_000000362042_00458_19550_8807.N1	25-NOV-2005 21:00:23	Bright	35.500	160	23Gam Per	2.9300	4700.0	71	19550	No
263	GOM_NL__2PRFIN20051125_210203_000000342042_00458_19550_8808.N1	25-NOV-2005 21:02:03	Bright	33.500	68	18Alp Cas	2.2250	4500.0	67	19550	No
264	GOM_NL__2PRFIN20051125_211020_000000362042_00458_19550_8809.N1	25-NOV-2005 21:10:20	Bright	36.000	49	1Alp UMi	1.9900	6300.0	72	19550	No
265	GOM_NL__2PRFIN20051125_211456_000000332042_00458_19550_8810.N1	25-NOV-2005 21:14:56	Bright	32.500	60	7Bet UMi	2.0810	3950.0	65	19550	No
266	GOM_NL__2PRFIN20051125_211719_000000092042_00458_19550_8811.N1	25-NOV-2005 21:17:19	Straylight	9.0000	119	14Eta Dra	2.7270	4700.0	18	19550	No
267	GOM_NL__2PRFIN20051125_212038_000000362042_00458_19550_8812.N1	25-NOV-2005 21:20:38	Bright	36.000	55	79Zet UMa	2.0600	10200.	72	19550	No
268	GOM_NL__2PRFIN20051125_212213_000000412042_00458_19550_8813.N1	25-NOV-2005 21:22:13	Bright	40.500	39	85Eta UMa	1.8540	24000.	81	19550	No
269	GOM_NL__2PRFIN20051125_212500_000000352042_00458_19550_8814.N1	25-NOV-2005 21:25:00	Bright	35.000	180	27Gam Boo	3.0400	8000.0	70	19550	No
270	GOM_NL__2PRFIN20051125_212759_000000352042_00458_19550_8815.N1	25-NOV-2005 21:27:59	Bright	34.500	83		2.3780	11000.	69	19550	No
271	GOM_NL__2PRFIN20051125_213030_000000332042_00458_19550_8816.N1	25-NOV-2005 21:30:30	Bright	33.000	3	16Alp Boo	-0.050000	4250.0	66	19550	No
272	GOM_NL__2PRFIN20051125_214417_000000442042_00458_19550_8817.N1	25-NOV-2005 21:44:17	Twilight	43.500	106	9Bet Crv	2.6480	5600.0	87	19550	No
273	GOM_NL__2PRFIN20051125_215032_000000392042_00458_19550_8818.N1	25-NOV-2005 21:50:32	Dark	38.500	64	Gam Cen	2.2000	10600.	77	19550	No
274	GOM_NL__2PRFIN20051125_215147_000000382042_00458_19550_8819.N1	25-NOV-2005 21:51:47	Dark	37.500	99	Del Cen	2.5750	26000.	75	19550	No
275	GOM_NL__2PRFIN20051125_215305_000000392042_00458_19550_8820.N1	25-NOV-2005 21:53:05	Dark	38.500	20	Bet Cru	1.2530	30000.	77	19550	No
276	GOM_NL__2PRFIN20051125_215646_000000382042_00459_19551_8799.N1	25-NOV-2005 21:56:46	Dark	37.500	124	The Car	2.7640	30000.	75	19551	No
277	GOM_NL__2PRFIN20051125_215937_000000372042_00459_19551_8800.N1	25-NOV-2005 21:59:37	Dark	37.000	29	Bet Car	1.6720	10200.	74	19551	No
278	GOM_NL__2PRFIN20051125_221425_000000382042_00459_19551_8801.N1	25-NOV-2005 22:14:25	Straylight	37.500	157	The1Eri	2.9060	9300.0	75	19551	No

279	GOM_NL__2PRFIN20051125_222649_000000472042_00459_19551_8802.N1	25-NOV-2005 22:26:49	Twilight	46.500	94	92Alp Cet	2.5260	3100.0	93	19551	No
280	GOM_NL__2PRFIN20051125_223159_000000362042_00459_19551_8803.N1	25-NOV-2005 22:31:59	Bright	36.000	105	6Bet Ari	2.6450	8900.0	72	19551	No
281	GOM_NL__2PRFIN20051125_223543_000000352042_00459_19551_8804.N1	25-NOV-2005 22:35:43	Bright	35.000	173	4Bet Tri	3.0040	8900.0	70	19551	No
282	GOM_NL__2PRFIN20051125_223747_000000352042_00459_19551_8805.N1	25-NOV-2005 22:37:47	Bright	34.500	73	57Gam1And	2.2600	13100.	69	19551	No
283	GOM_NL__2PRFIN20051125_224059_000000352042_00459_19551_8806.N1	25-NOV-2005 22:40:59	Bright	35.000	160	23Gam Per	2.9300	4700.0	70	19551	No
284	GOM_NL__2PRFIN20051125_224239_000000372042_00459_19551_8807.N1	25-NOV-2005 22:42:39	Bright	37.000	68	18Alp Cas	2.2250	4500.0	74	19551	No
285	GOM_NL__2PRFIN20051125_225056_000000362042_00459_19551_8808.N1	25-NOV-2005 22:50:56	Bright	35.500	49	1Alp UMi	1.9900	6300.0	71	19551	No
286	GOM_NL__2PRFIN20051125_225531_000000322042_00459_19551_8809.N1	25-NOV-2005 22:55:31	Bright	32.000	60	7Bet UMi	2.0810	3950.0	64	19551	No
287	GOM_NL__2PRFIN20051125_225755_000000092042_00459_19551_8810.N1	25-NOV-2005 22:57:55	Straylight	9.0000	119	14Eta Dra	2.7270	4700.0	18	19551	No
288	GOM_NL__2PRFIN20051125_230114_000000362042_00459_19551_8811.N1	25-NOV-2005 23:01:14	Bright	35.500	55	79Zet UMa	2.0600	10200.	71	19551	No
289	GOM_NL__2PRFIN20051125_230249_000000352042_00459_19551_8812.N1	25-NOV-2005 23:02:49	Bright	34.500	39	85Eta UMa	1.8540	24000.	69	19551	No
290	GOM_NL__2PRFIN20051125_230835_000000322042_00459_19551_8813.N1	25-NOV-2005 23:08:35	Bright	32.000	83		2.3780	11000.	64	19551	No
291	GOM_NL__2PRFIN20051125_231106_000000322042_00459_19551_8814.N1	25-NOV-2005 23:11:06	Bright	32.000	3	16Alp Boo	-0.050000	4250.0	64	19551	No
292	GOM_NL__2PRFIN20051125_232453_000000432042_00459_19551_8815.N1	25-NOV-2005 23:24:53	Twilight	43.000	106	9Bet Crv	2.6480	5600.0	86	19551	No
293	GOM_NL__2PRFIN20051125_233108_000000402042_00459_19551_8816.N1	25-NOV-2005 23:31:08	Dark	39.500	64	Gam Cen	2.2000	10600.	79	19551	No
294	GOM_NL__2PRFIN20051125_233223_000000392042_00459_19551_8817.N1	25-NOV-2005 23:32:23	Dark	38.500	99	Del Cen	2.5750	26000.	77	19551	No
295	GOM_NL__2PRFIN20051125_233341_000000402042_00459_19551_8818.N1	25-NOV-2005 23:33:41	Dark	39.500	20	Bet Cru	1.2530	30000.	79	19551	No
296	GOM_NL__2PRFIN20051125_233723_000000382042_00460_19552_8799.N1	25-NOV-2005 23:37:23	Dark	37.500	124	The Car	2.7640	30000.	75	19552	No
297	GOM_NL__2PRFIN20051125_234013_000000382042_00460_19552_8800.N1	25-NOV-2005 23:40:13	Dark	37.500	29	Bet Car	1.6720	10200.	75	19552	No
298	GOM_NL__2PRFIN20051125_235501_000000382042_00460_19552_8801.N1	25-NOV-2005 23:55:01	Straylight	37.500	157	The1Eri	2.9060	9300.0	75	19552	No

3. Quality information per product

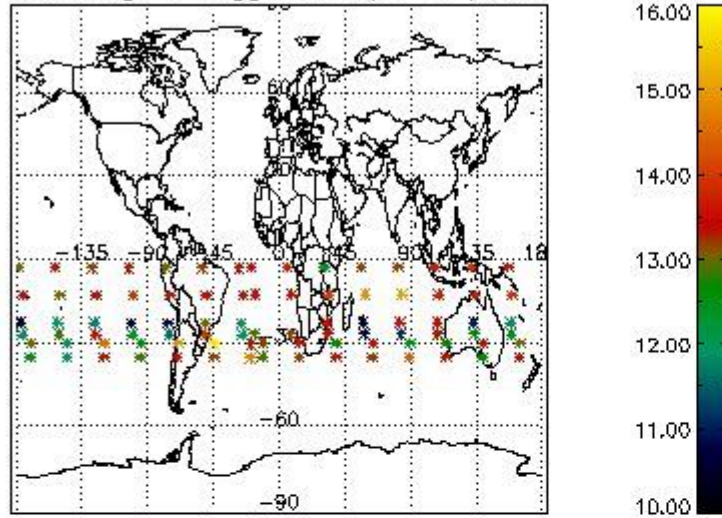
In this section it is plotted some information contained in the Quality Summary data set of the level 2 products. Only products in dark limb conditions and without errors (error flag in the MPH set to "0") are used.

3.1 Plot quality information per product (time dependant)

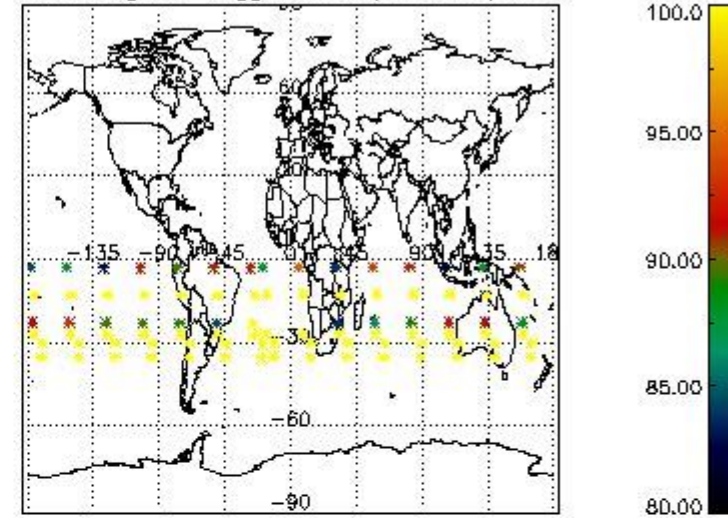


3.2 Plot quality information per product (world map)

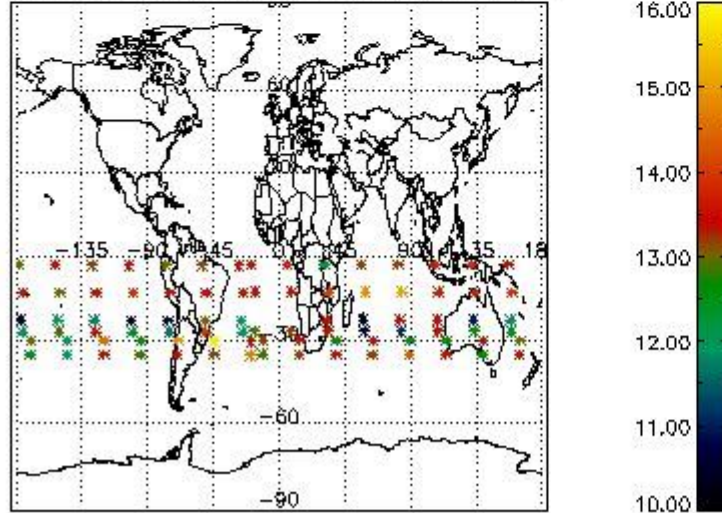
Percentage of flagged data per O3 profile



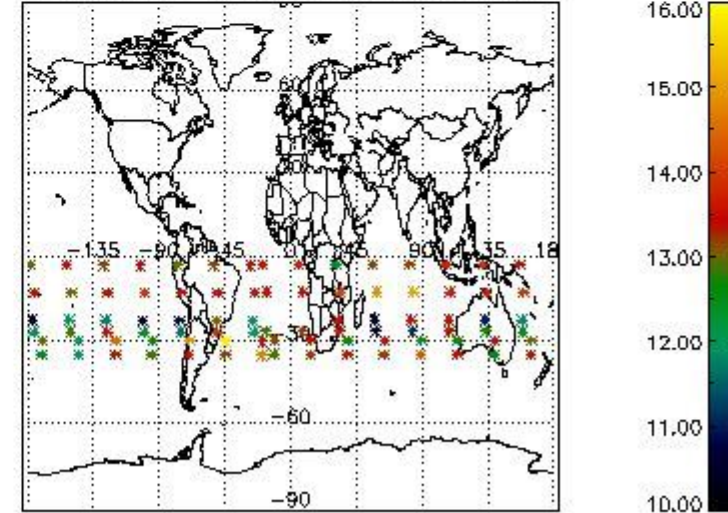
Percentage of flagged data per H2O profile



Percentage of flagged data per NO2 profile



Percentage of flagged data per NO3 profile

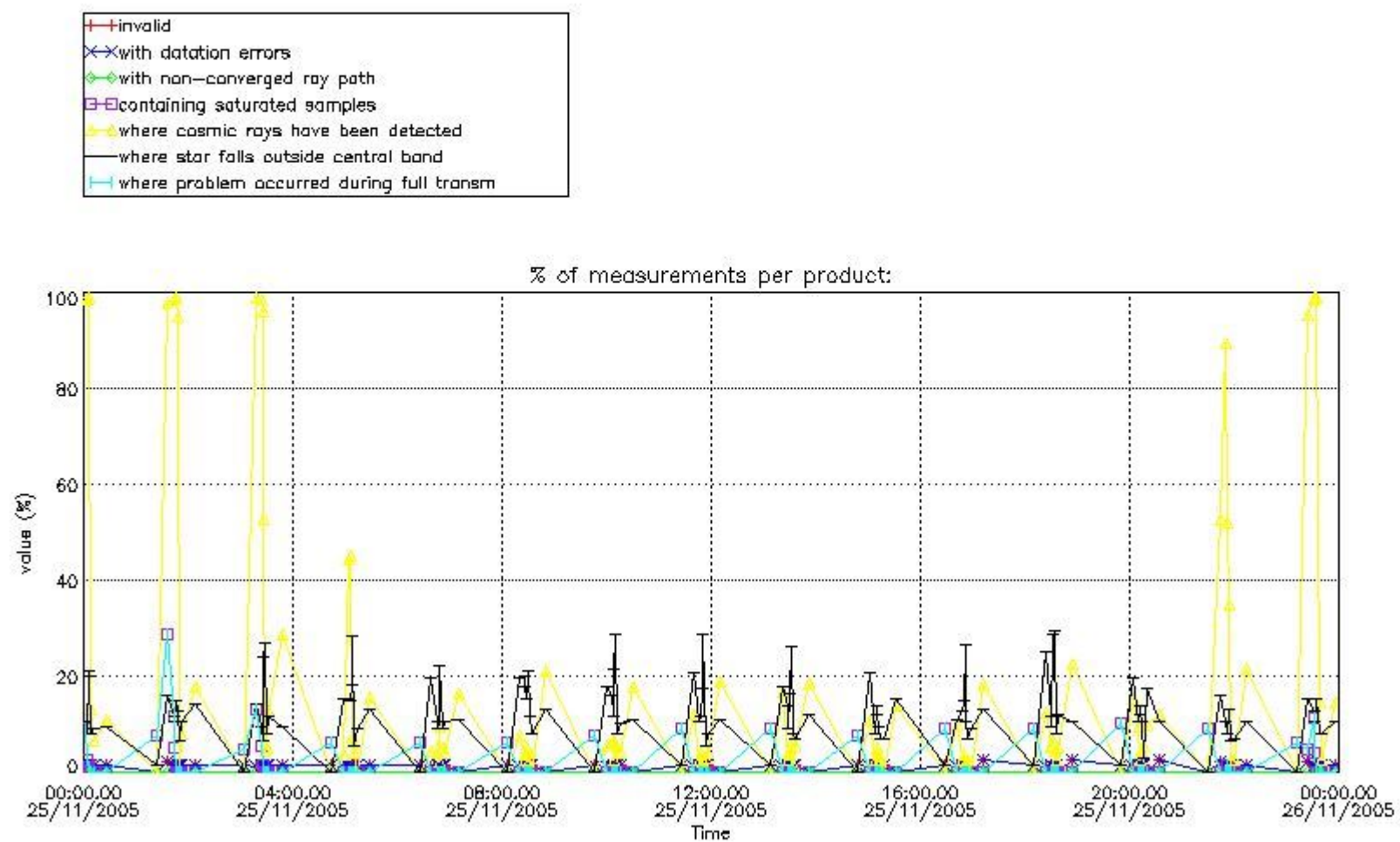


4. Level 1 quality information per product

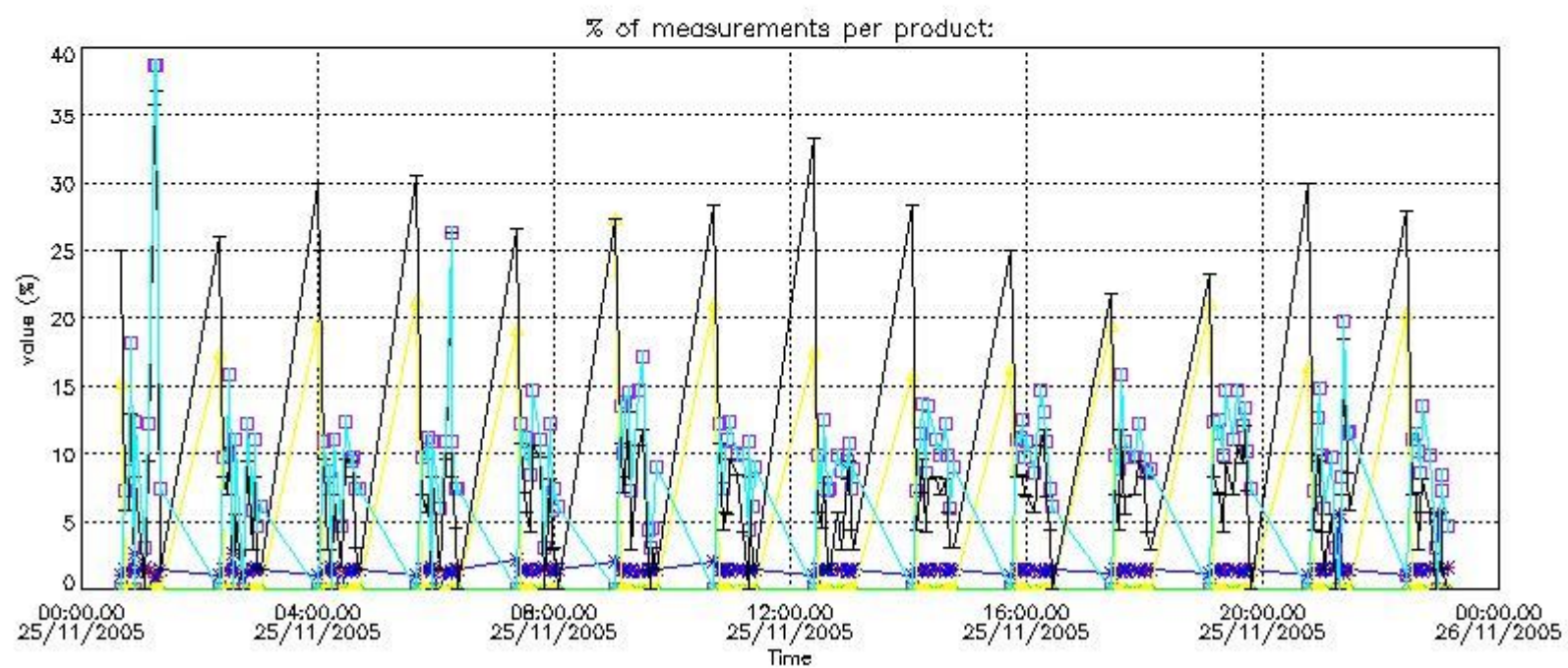
In this section it is plotted some information contained in the Quality Summary data set of the level 2 products that comes from the level 1b processing. Products without errors (error flag in the MPH set to "0") are used.

4.1 Plot quality information per product (time dependant) coming from level 1b processing

4.1.1 Plot level 1 quality information per product (time dependant): ENVISAT ASCENDING passes



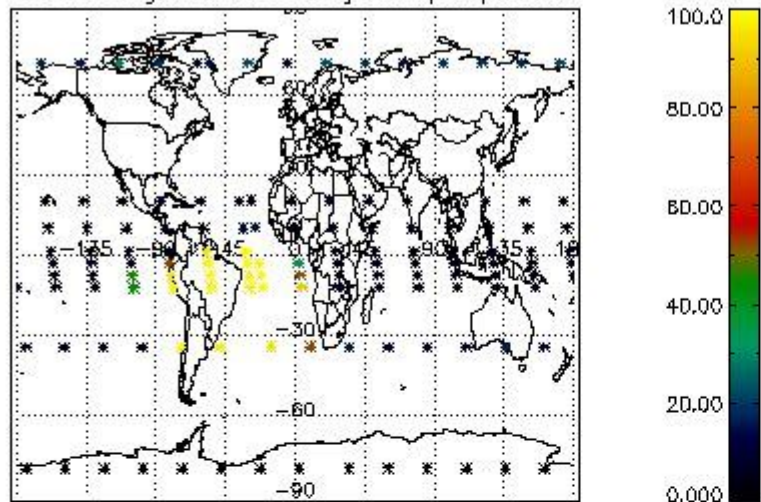
4.1.2 Plot level 1 quality information per product (time dependant): ENVI SAT DESCENDING passes



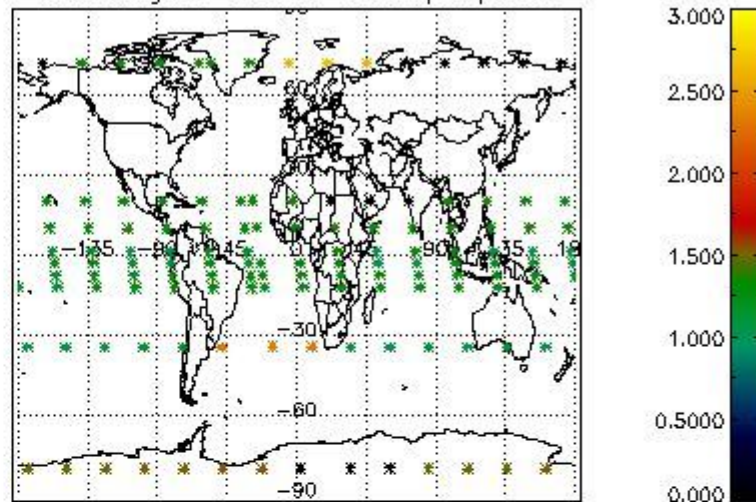
4.2 Plot quality information per product coming from level 1b processing (world map)

4.2.1 Plot level 1 quality information per product (world map): ENVISAT ASCENDING passes

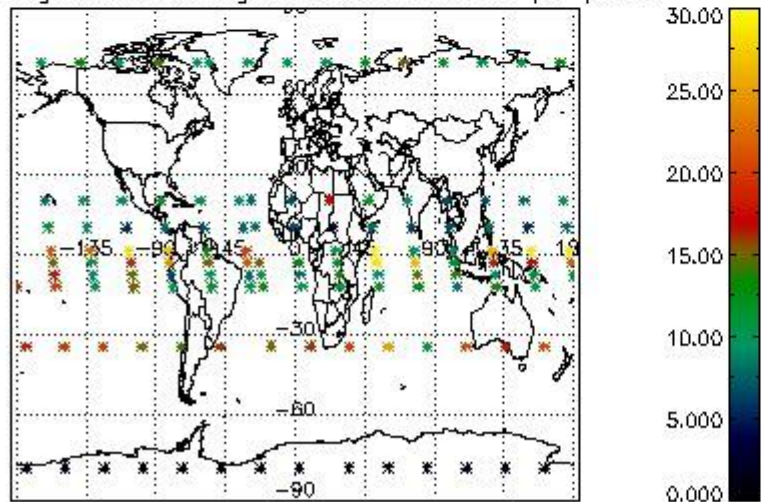
Percentage of cosmic ray hits per profile



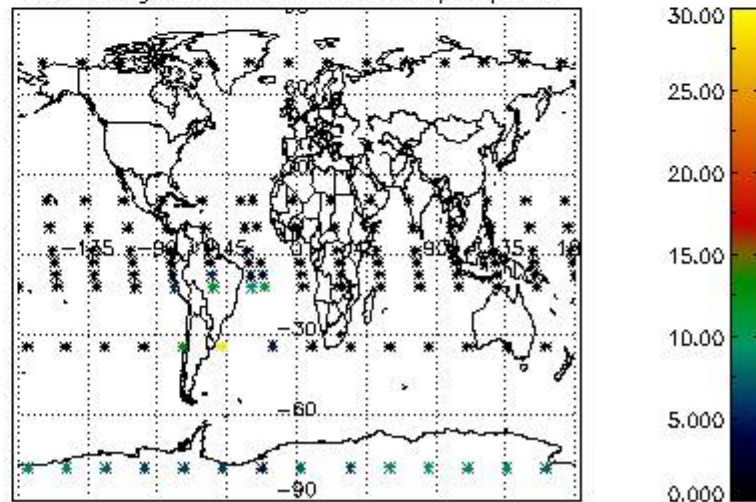
Percentage of datation errors per profile



Percentage of star falling outside central band per profile

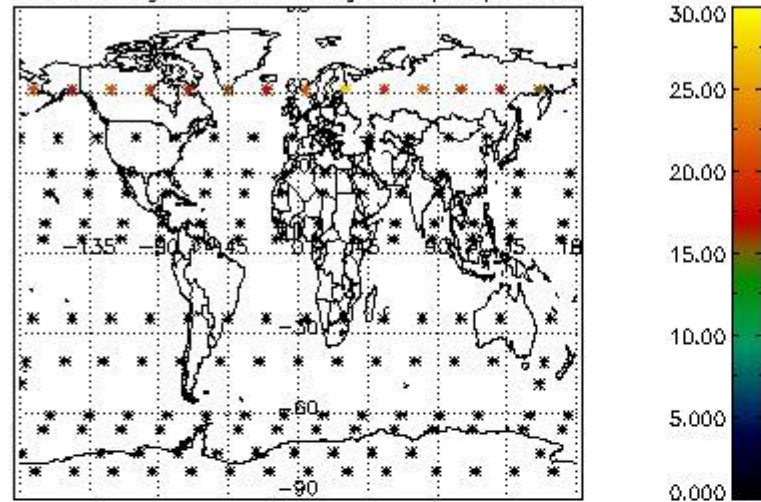


Percentage of saturation errors per profile

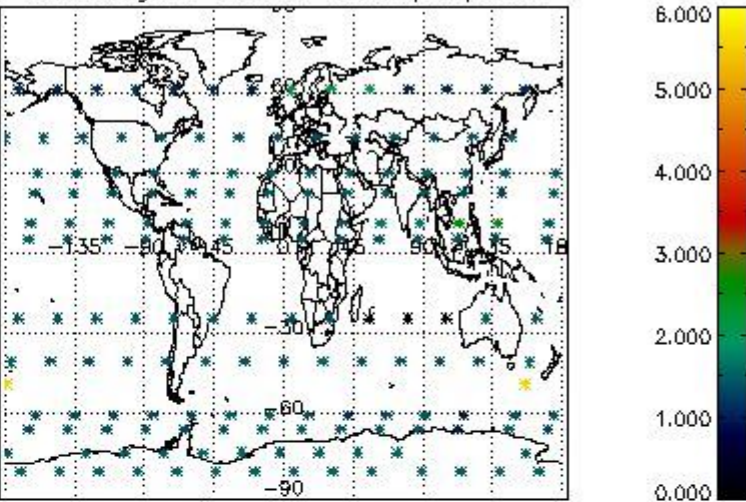


4.2.2 Plot level 1 quality information per product (world map): ENVISAT DESCENDING passes

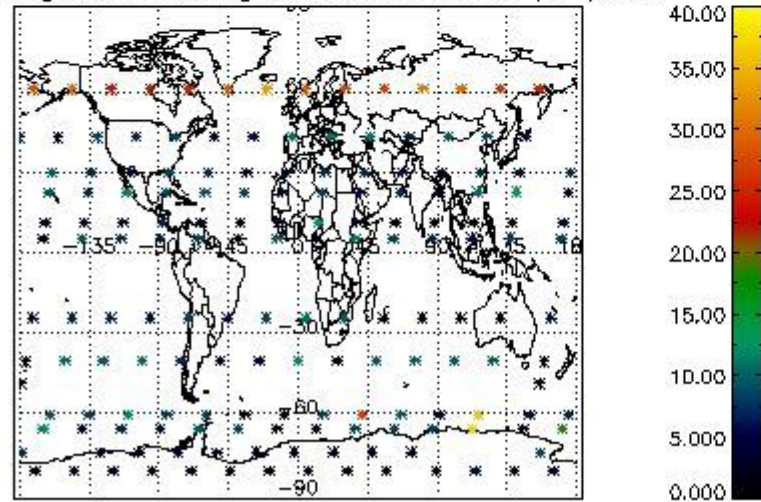
Percentage of cosmic ray hits per profile



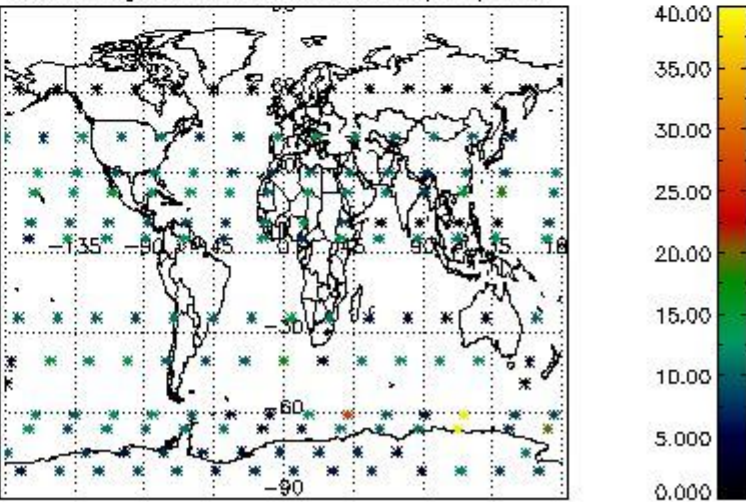
Percentage of datation errors per profile



Percentage of star falling outside central band per profile



Percentage of saturation errors per profile



5. Trace gas profiles

5.1 Ozone statistics based on quality of products

The final quality of the products can be "measured" using the STD (Standard Deviation) attached to every point profile. This information is written to the parameter GOM_NL__2P/NL_LOCAL_SPECIES_DENSITY/o3_std of the level 2 products. The table below shows the statistics for given STD ranges.

The statistics are given with respect to the overall valid production:

- Products without fatal errors: GOM_NL__2P/MPH/PRODUCT_ERR=0
- Valid point profile: GOM_NL__2P/NL_LOCAL_SPECIES_DENSITY/pcd(0)=0

The 'Criteria' is applied to valid points of dark limb products:

- Products in dark limb illumination condition: GOM_NL__2P/NL_SUMMARY_QUALITY/obs_ill_cond=0
- Products without fatal errors: GOM_NL__2P/MPH/PRODUCT_ERR=0
- Valid point profile: GOM_NL__2P/NL_LOCAL_SPECIES_DENSITY/pcd(0)=0

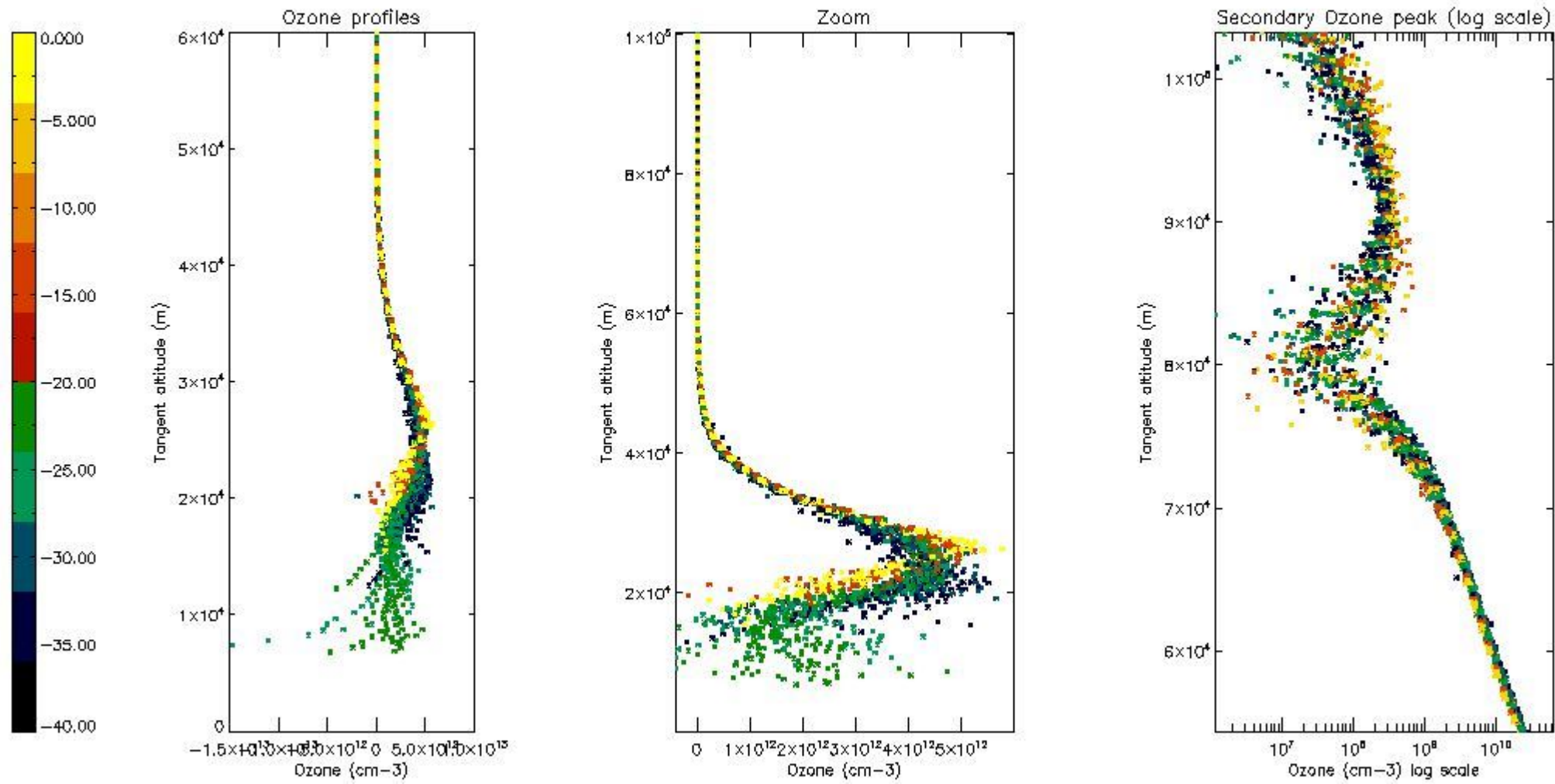
So, the table below shows the percentage of dark limb and valid observations for each criteria with respect to the overall valid daily observations.

Criteria	% of total production
All STD	32
STD < 20	22

STD < 10	19
STD < 5	14

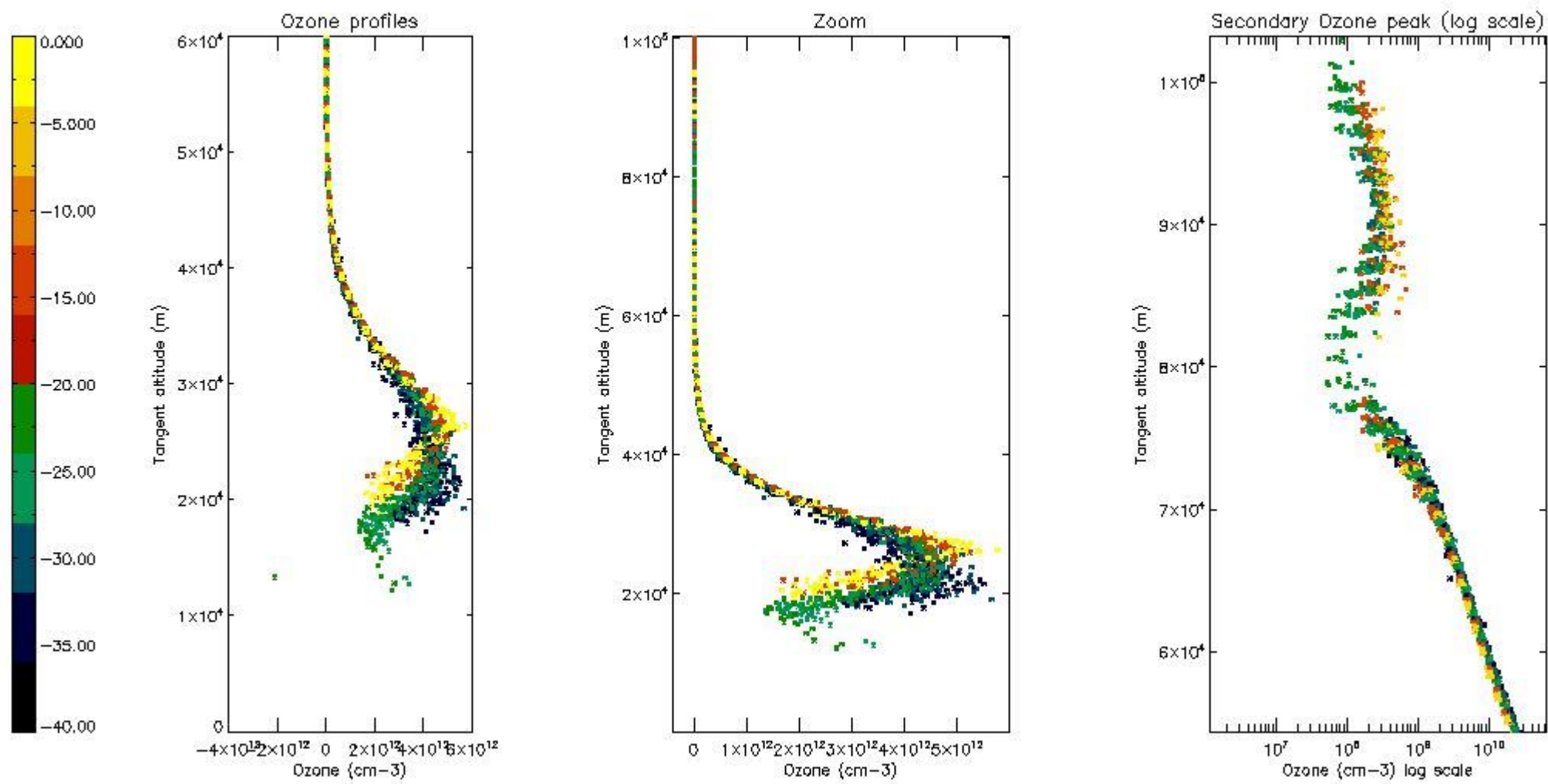
5.2 Plot ozone profiles for all STD (dark without errors)

The colorbar represents the latitude.



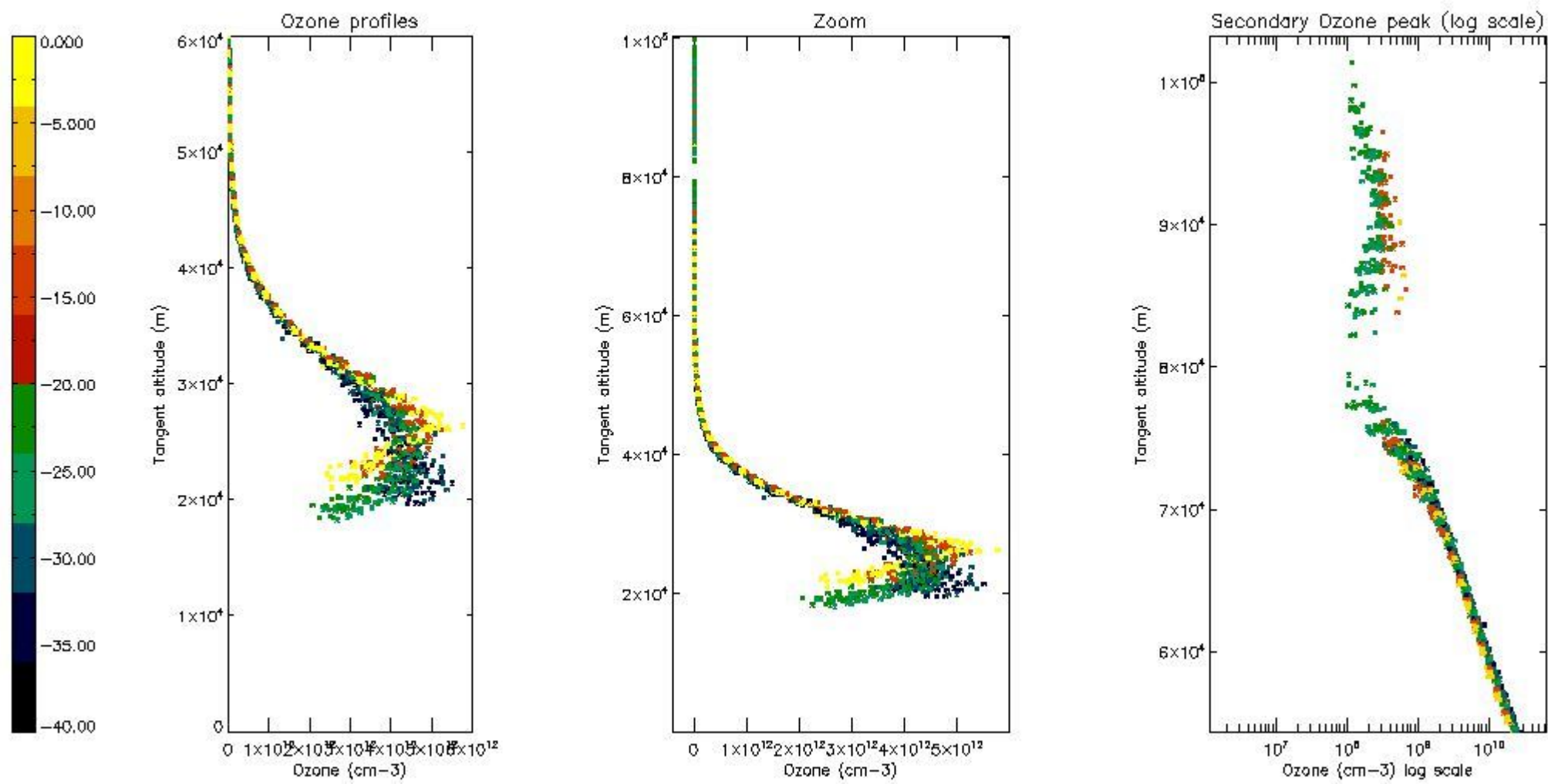
5.3 Plot ozone profiles where STD < 20% (dark without errors)

The colorbar represents the latitude.



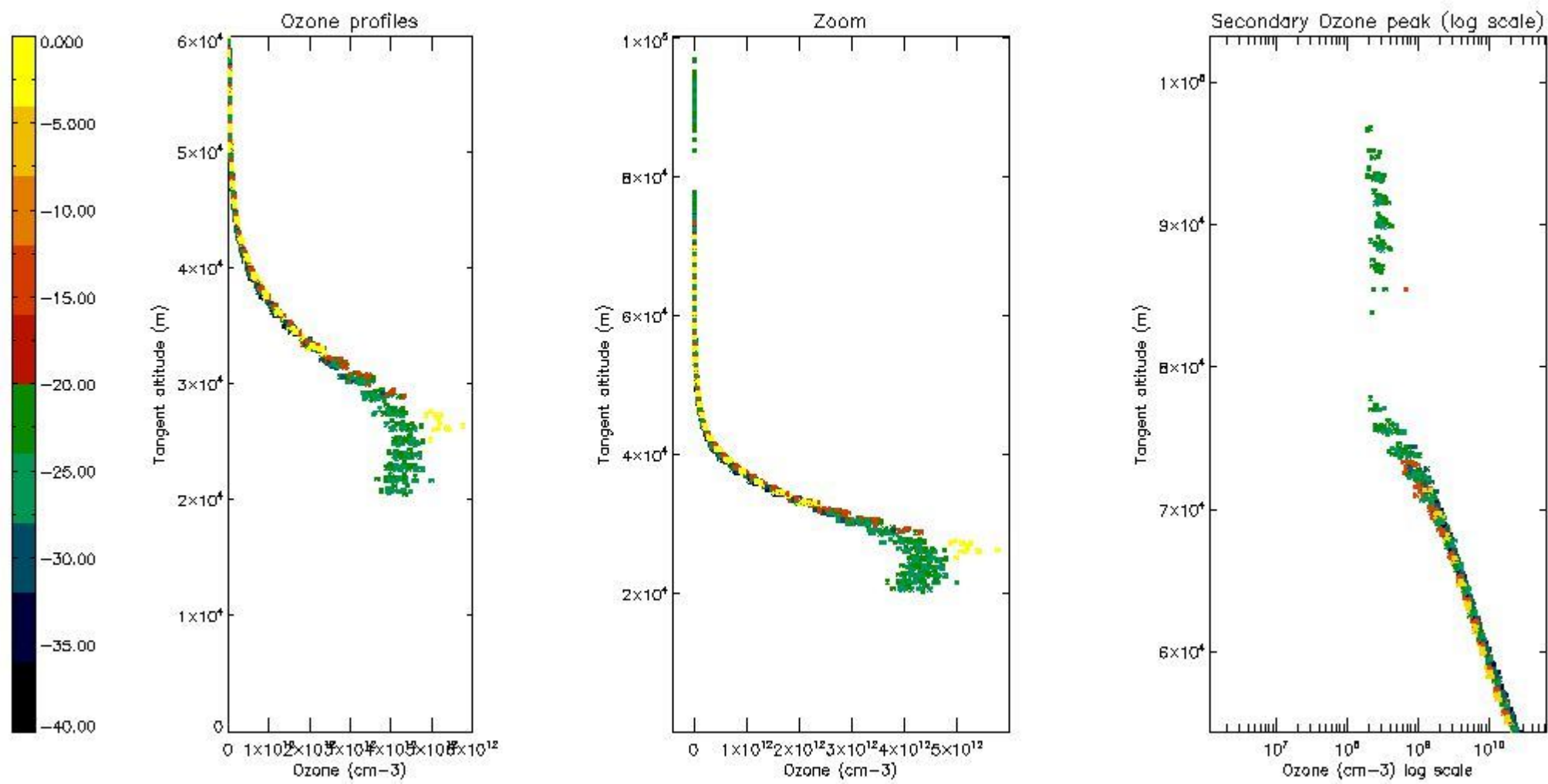
5.4 Plot ozone profiles where STD < 10% (dark without errors)

The colorbar represents the latitude.



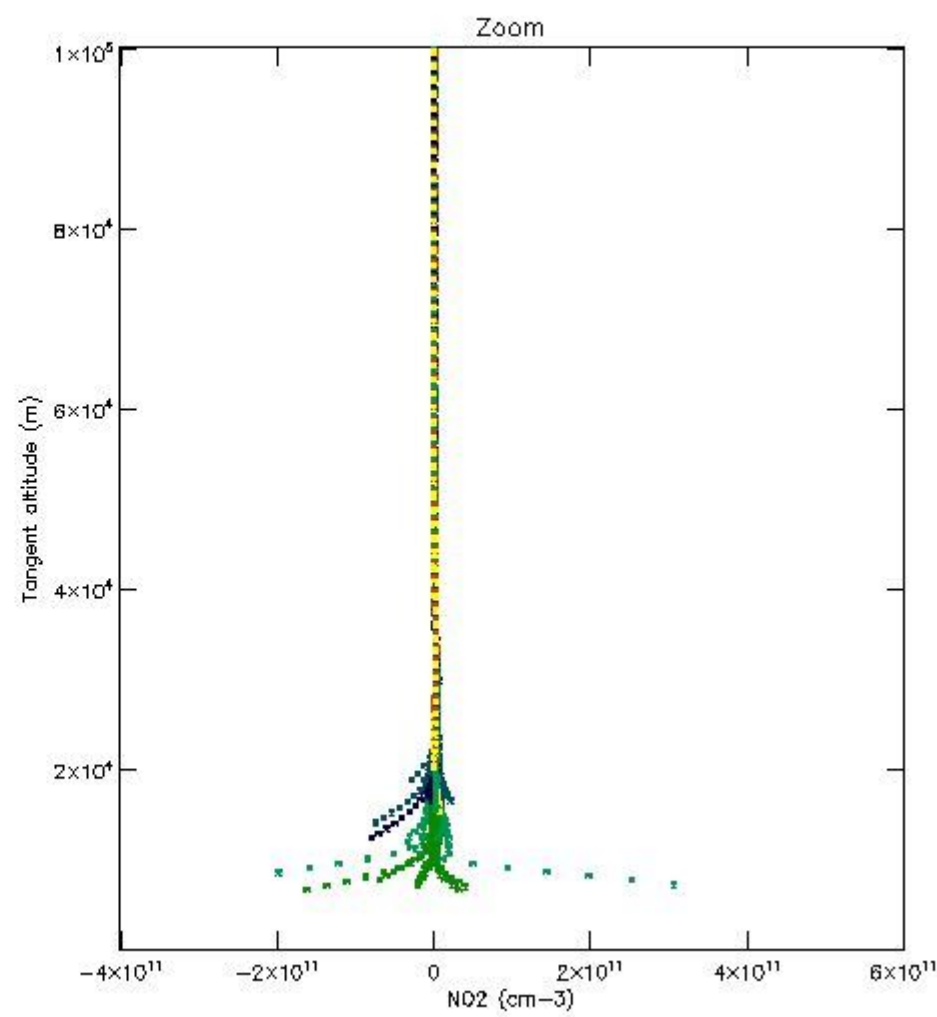
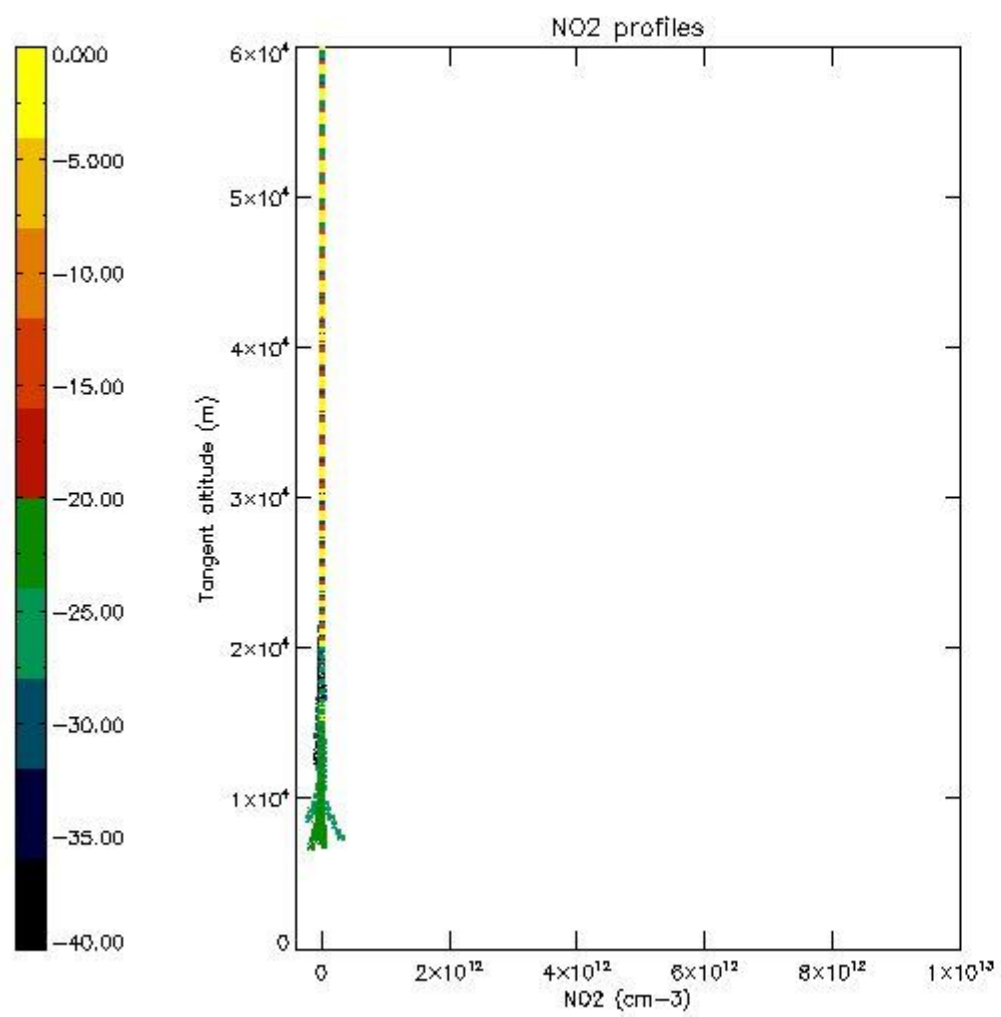
5.5 Plot ozone profiles where $STD < 5\%$ (dark without errors)

The colorbar represents the latitude.



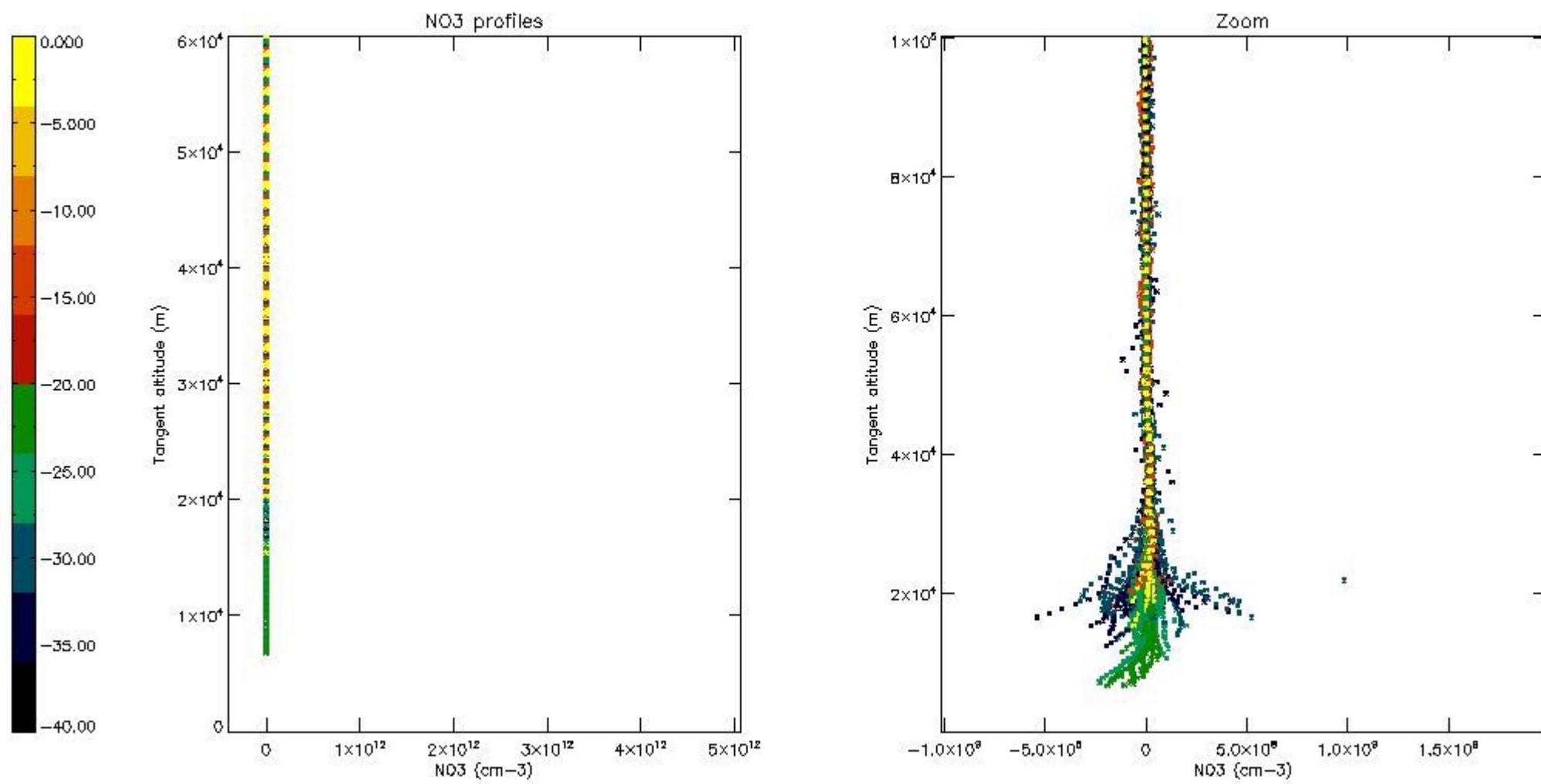
5.6 Plot NO₂ profiles for all STD (dark without errors)

The colorbar represents the latitude.



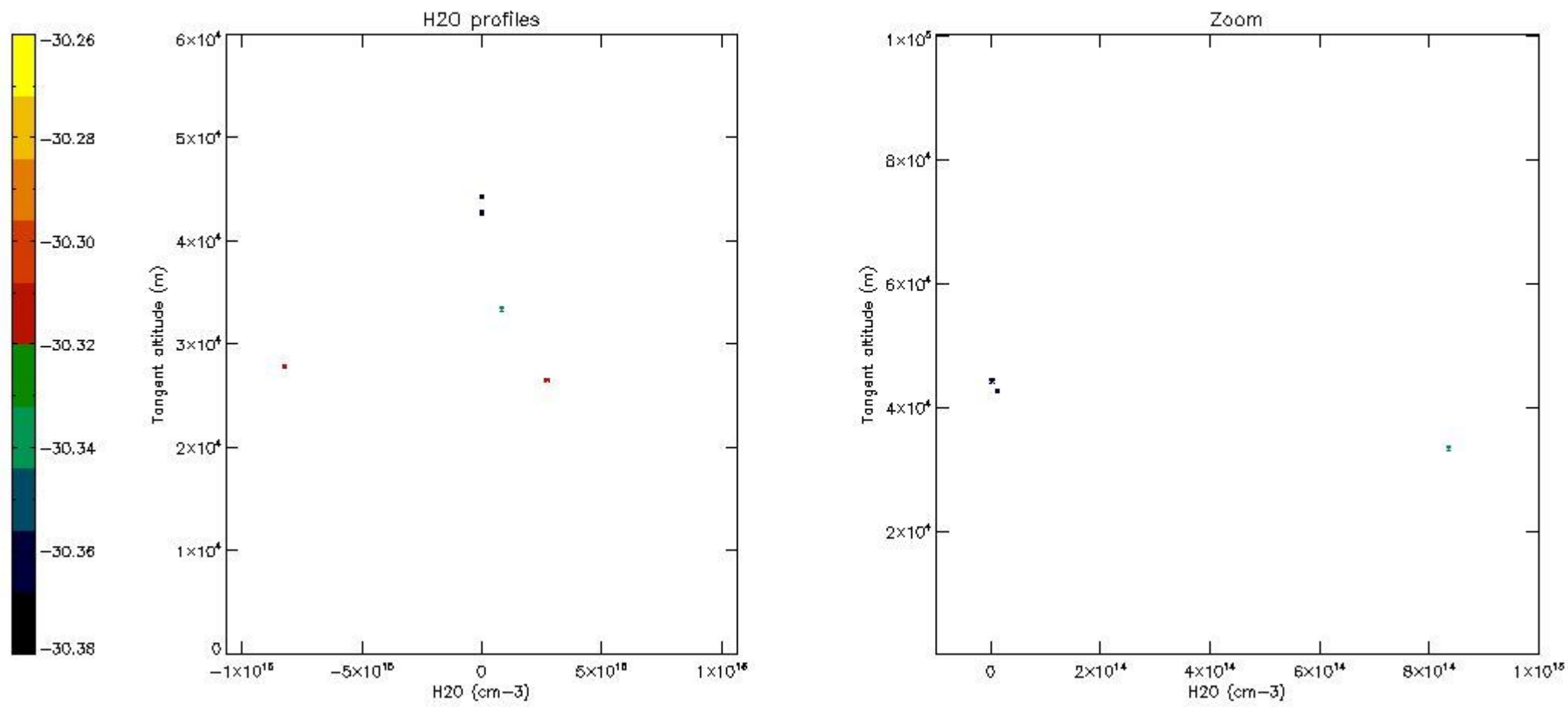
5.7 Plot NO3 profiles for all STD (dark without errors)

The colorbar represents the latitude.



5.8 Plot H2O profiles for all STD (only for occultations of stars 1,2,3,4,13,14,16,26,63 dark without errors)

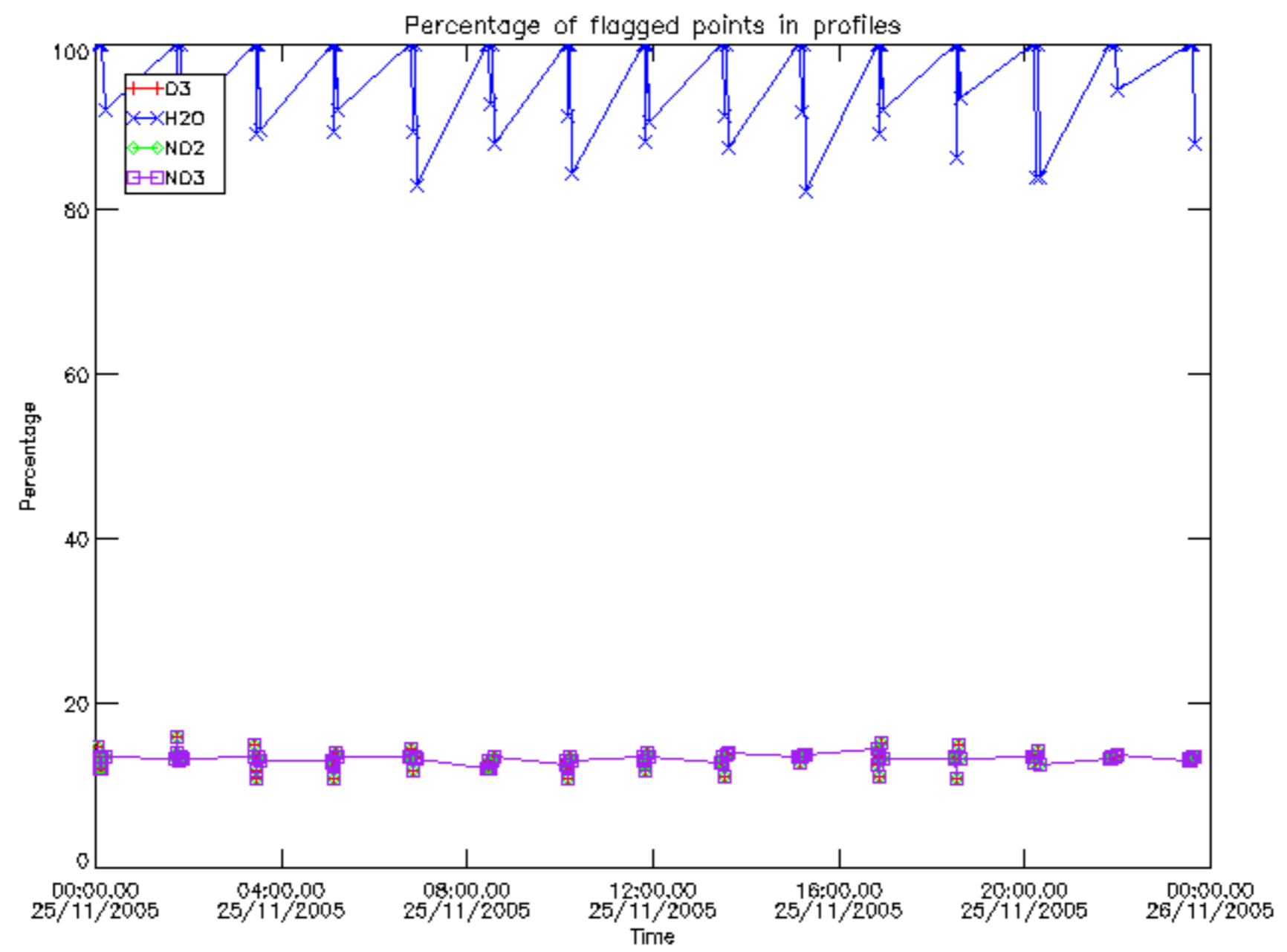
The colorbar represents the latitude.



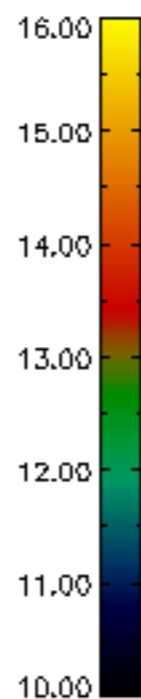
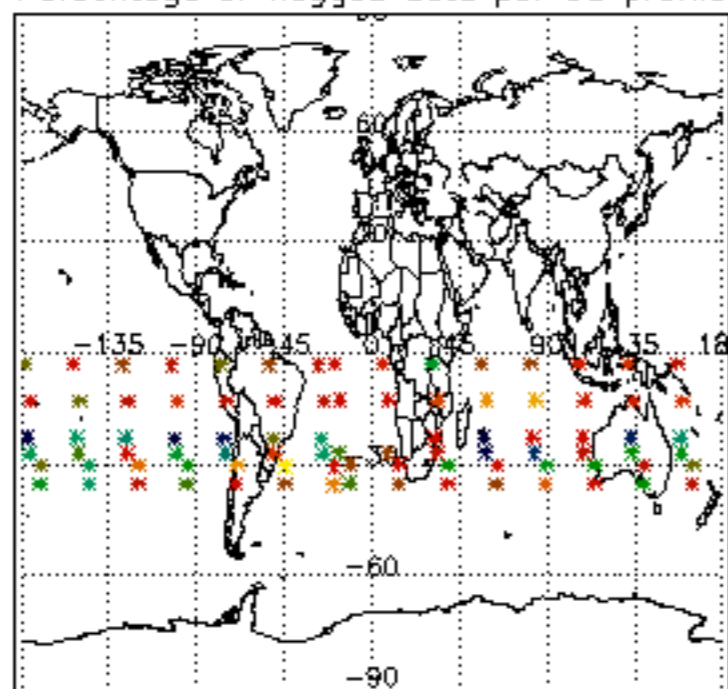
6. Auxiliary Data Files used for the production reported in section 2

The number reported in the third column indicates since which file (see list in section 2) the corresponding auxiliary file has been used. The fourth column is the date of those product files.

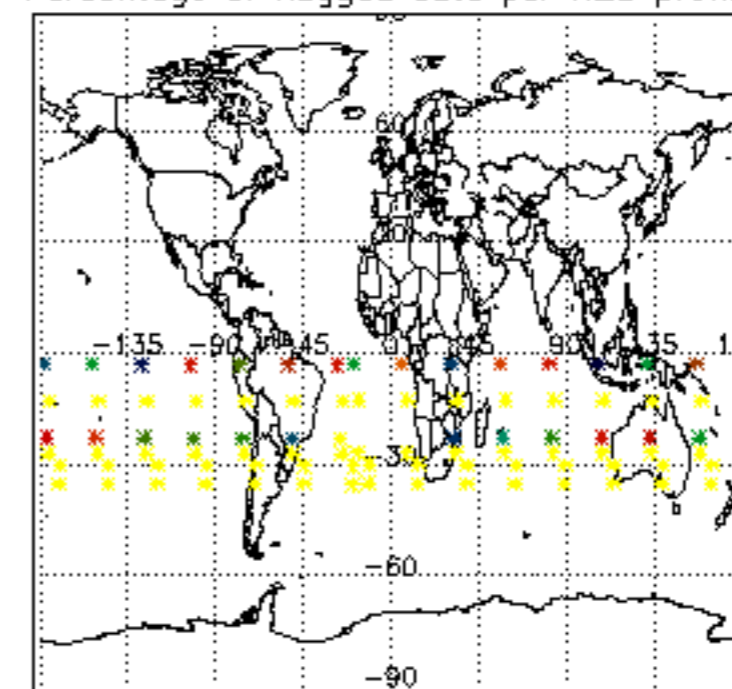
Type	Auxiliary Filename	Used since product	Used since product date
INST_PHYS_CHARACTERISTICS	GOM_INS_AXVIEC20091111_143220_20030716_120000_20500101_000000	1	25-NOV-2005 00:02:41
LEVEL-2_PROC_CONFIG	GOM_PR2_AXVIEC20091111_152718_20020301_000000_20500101_000000	1	25-NOV-2005 00:02:41
CROSS_SECTIONS_FILE	GOM_CRS_AXVIEC20091111_154832_20020301_000000_20500101_000000	1	25-NOV-2005 00:02:41



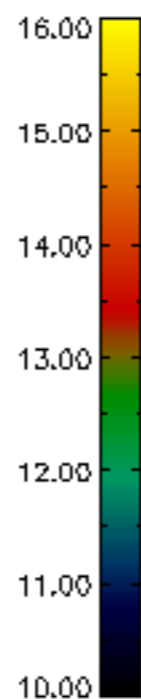
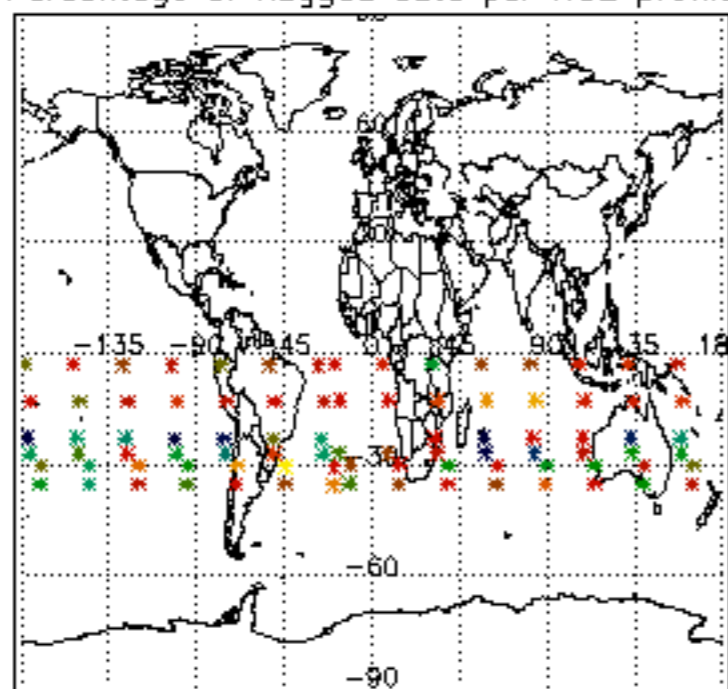
Percentage of flagged data per D3 profile



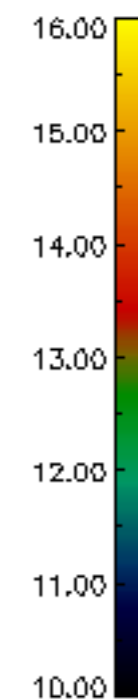
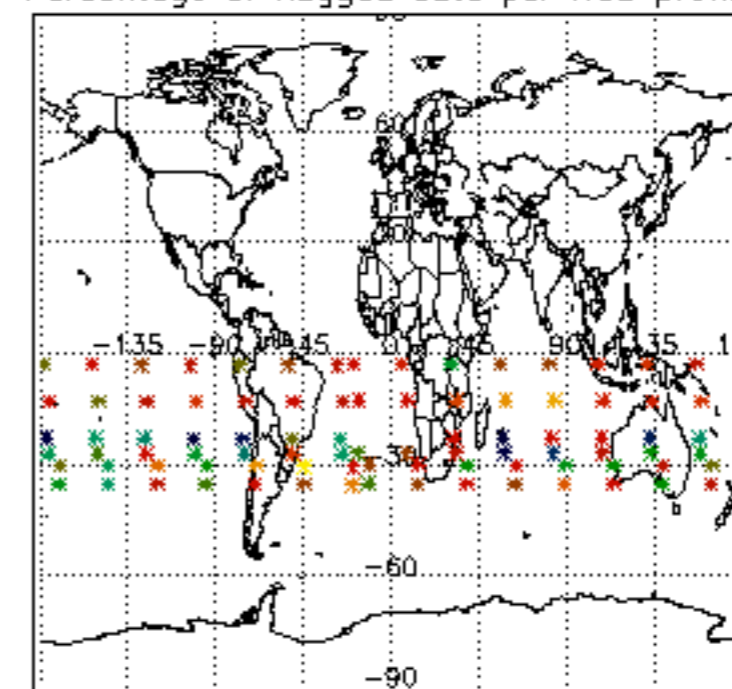
Percentage of flagged data per H2O profile

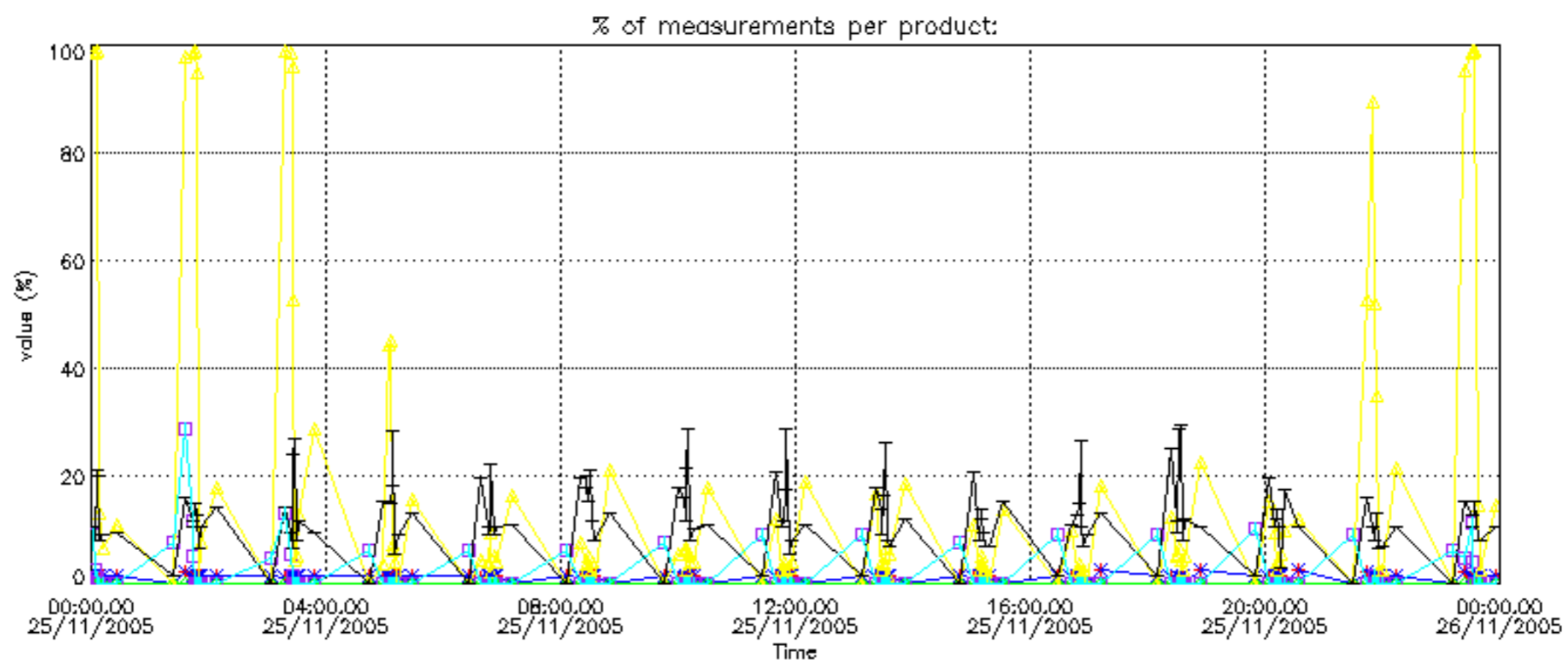


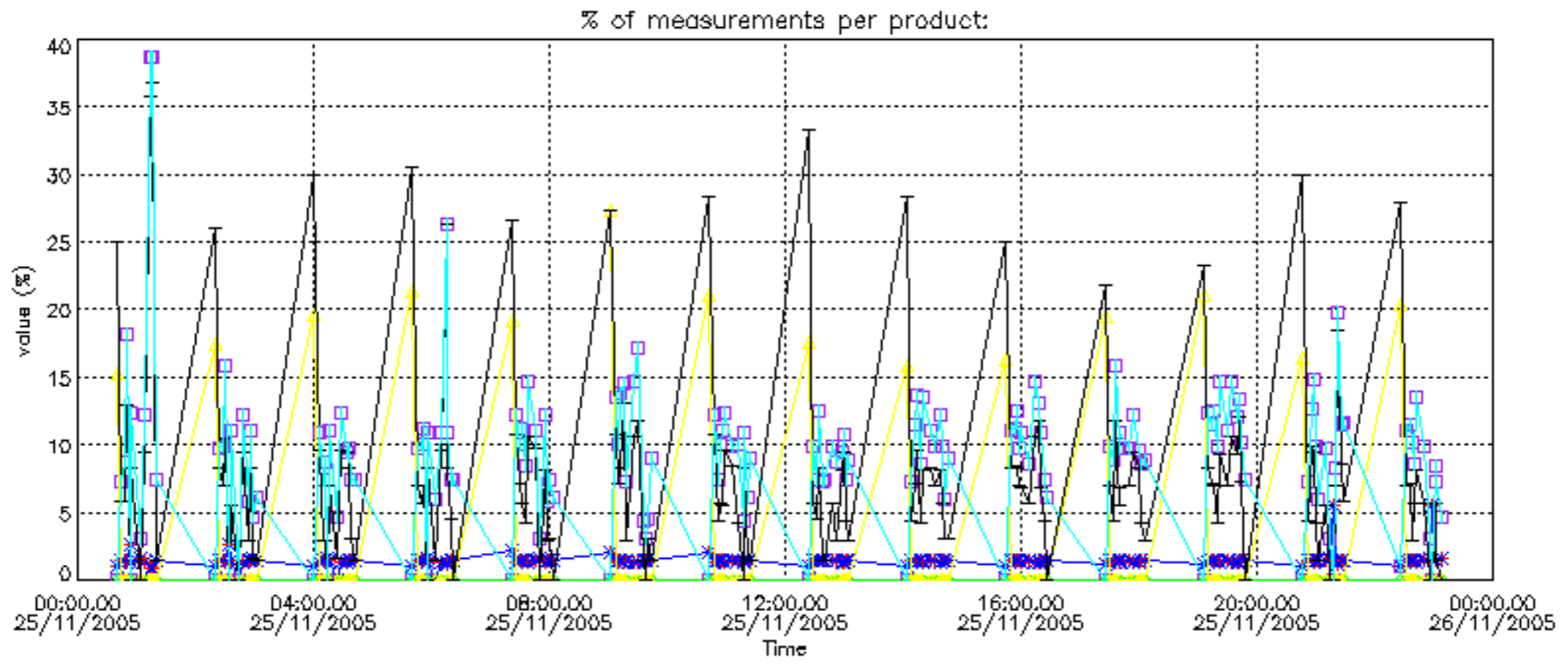
Percentage of flagged data per NO2 profile



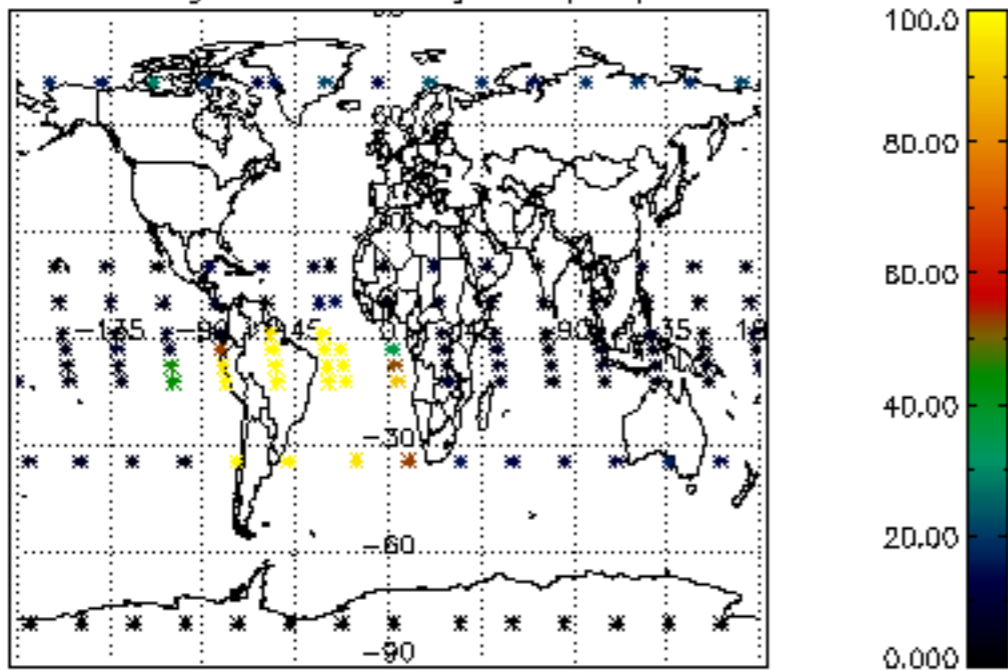
Percentage of flagged data per NO3 profile



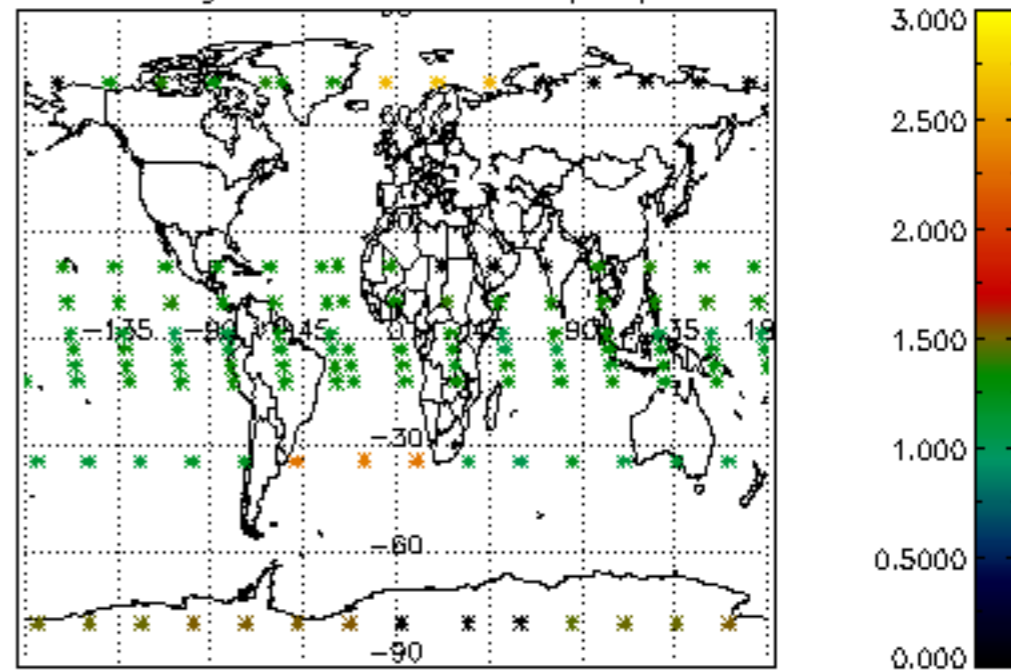




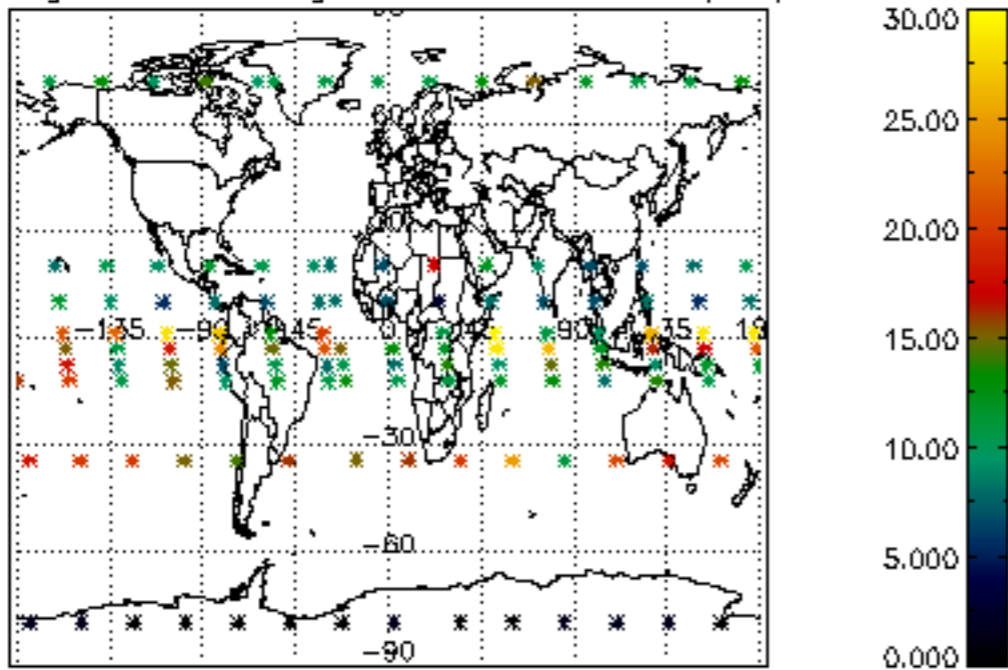
Percentage of cosmic ray hits per profile



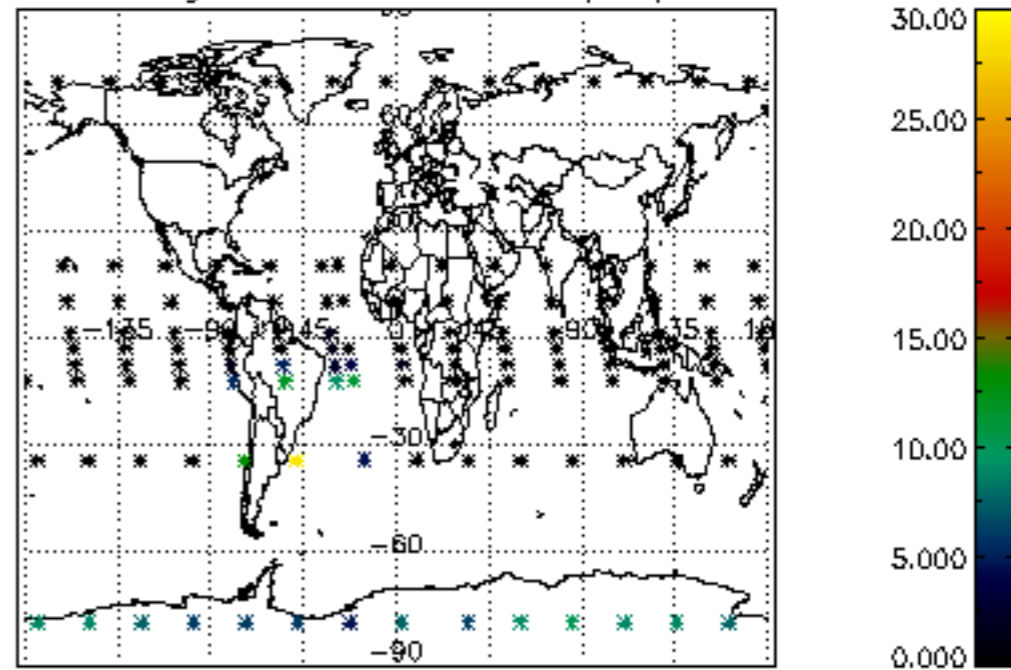
Percentage of datation errors per profile



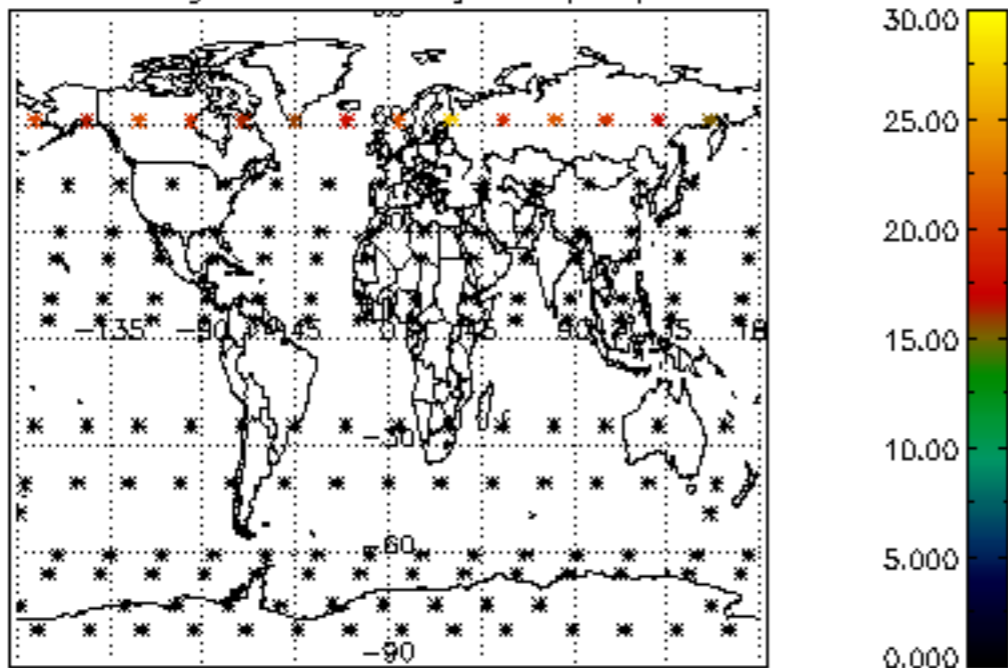
Percentage of star falling outside central band per profile



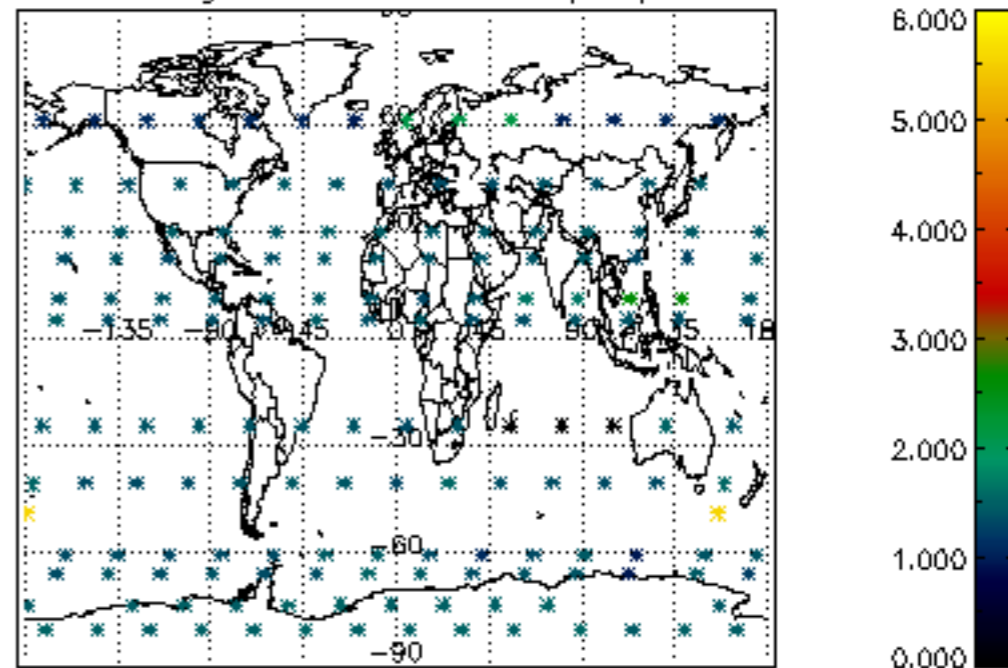
Percentage of saturation errors per profile



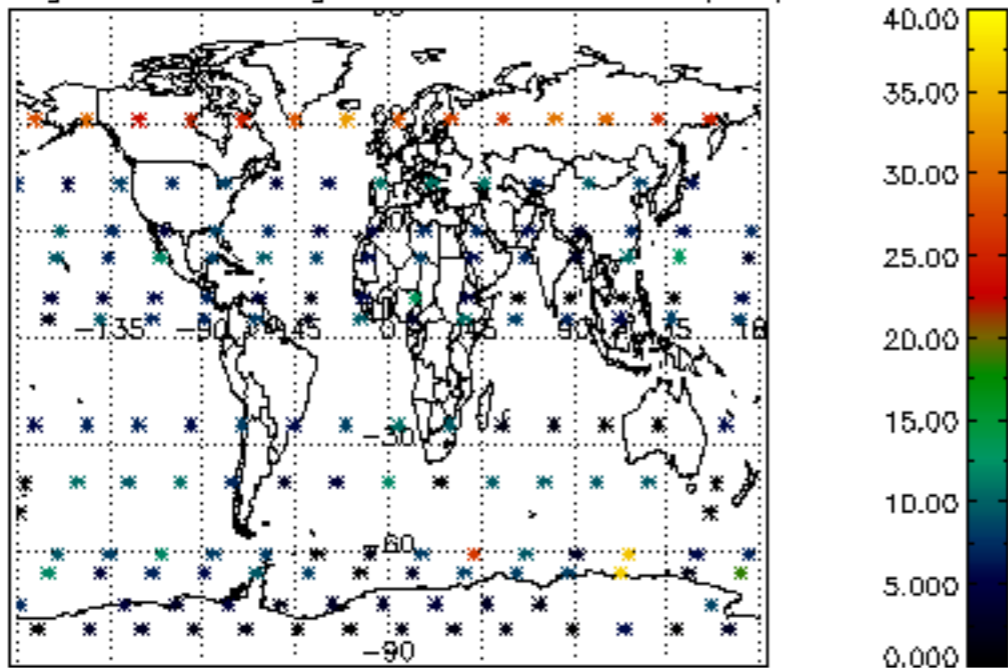
Percentage of cosmic ray hits per profile



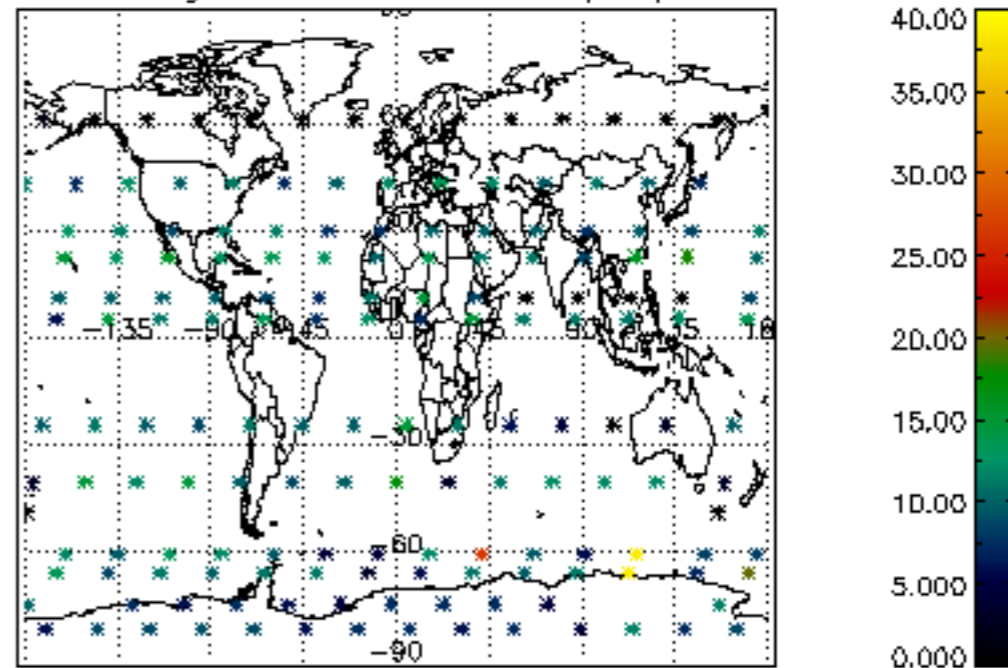
Percentage of datation errors per profile

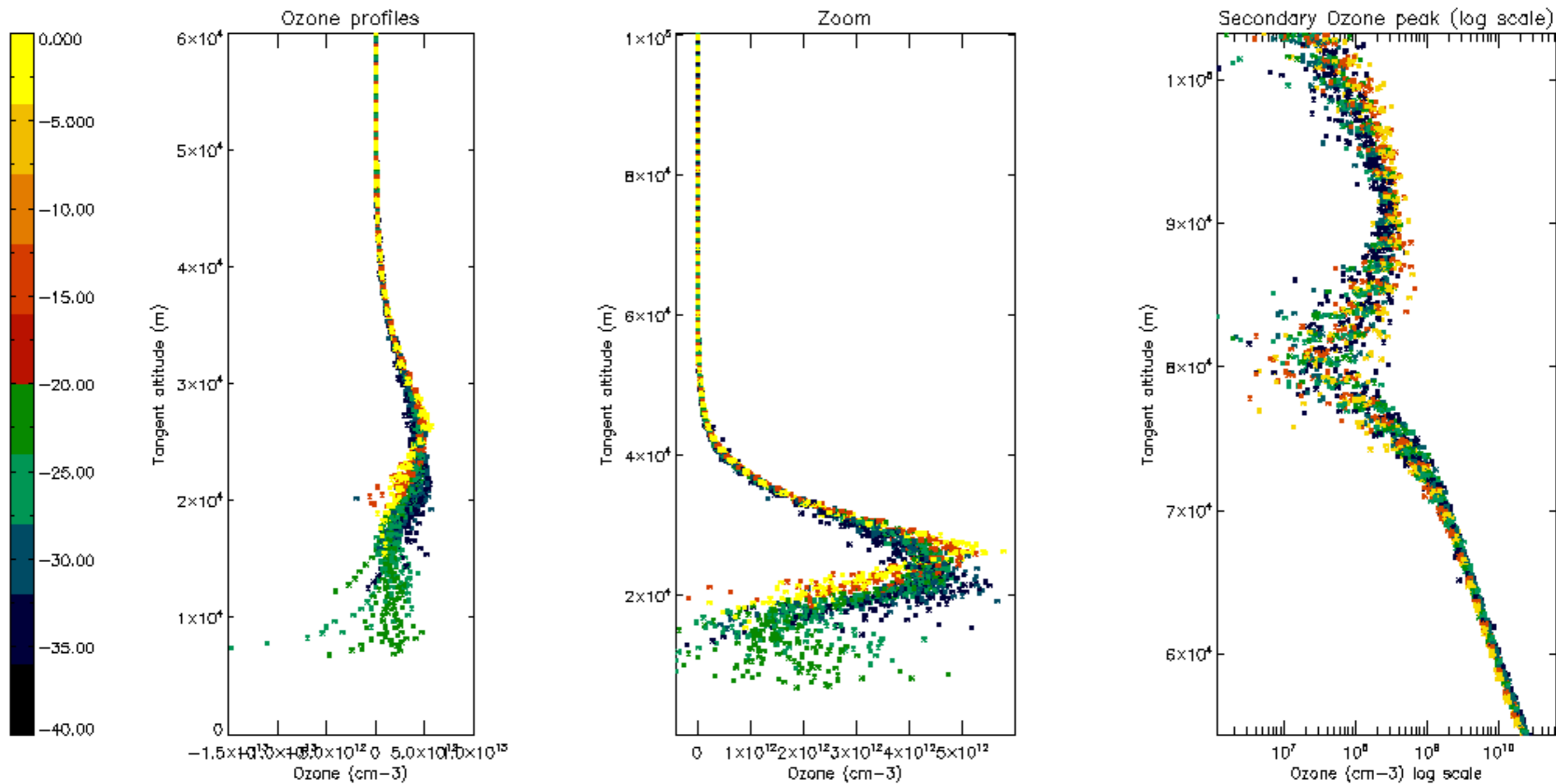


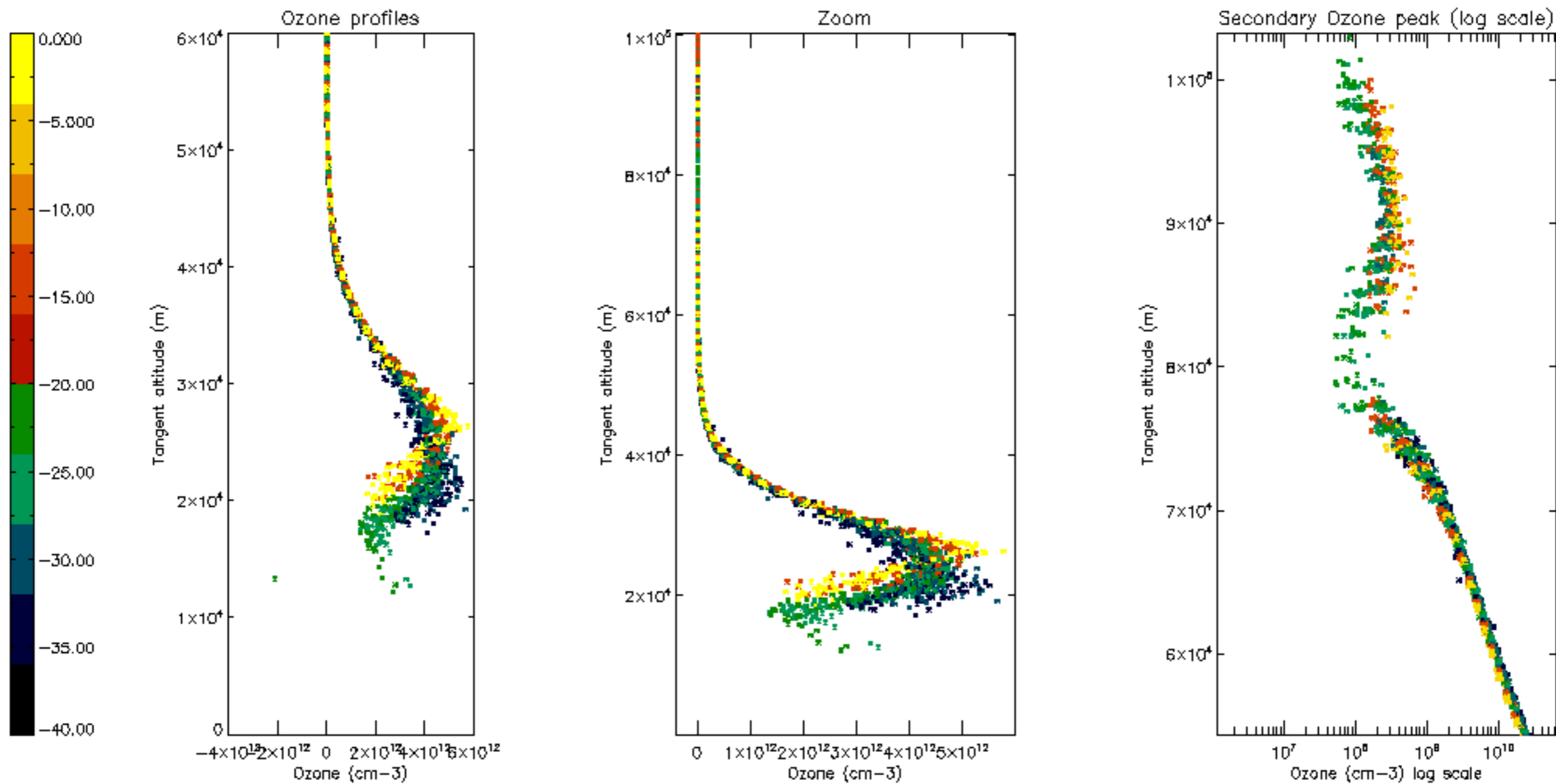
Percentage of star falling outside central band per profile

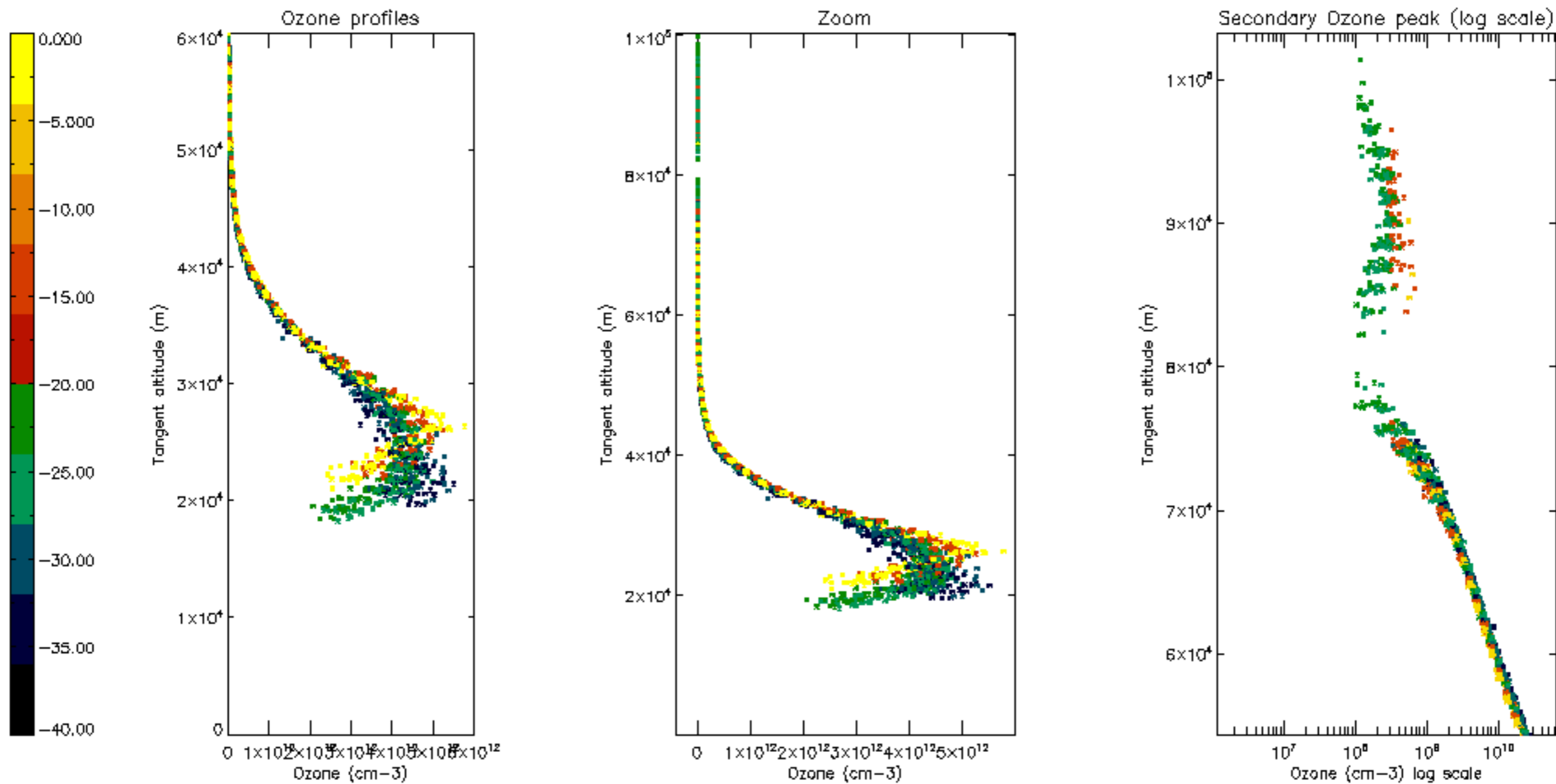


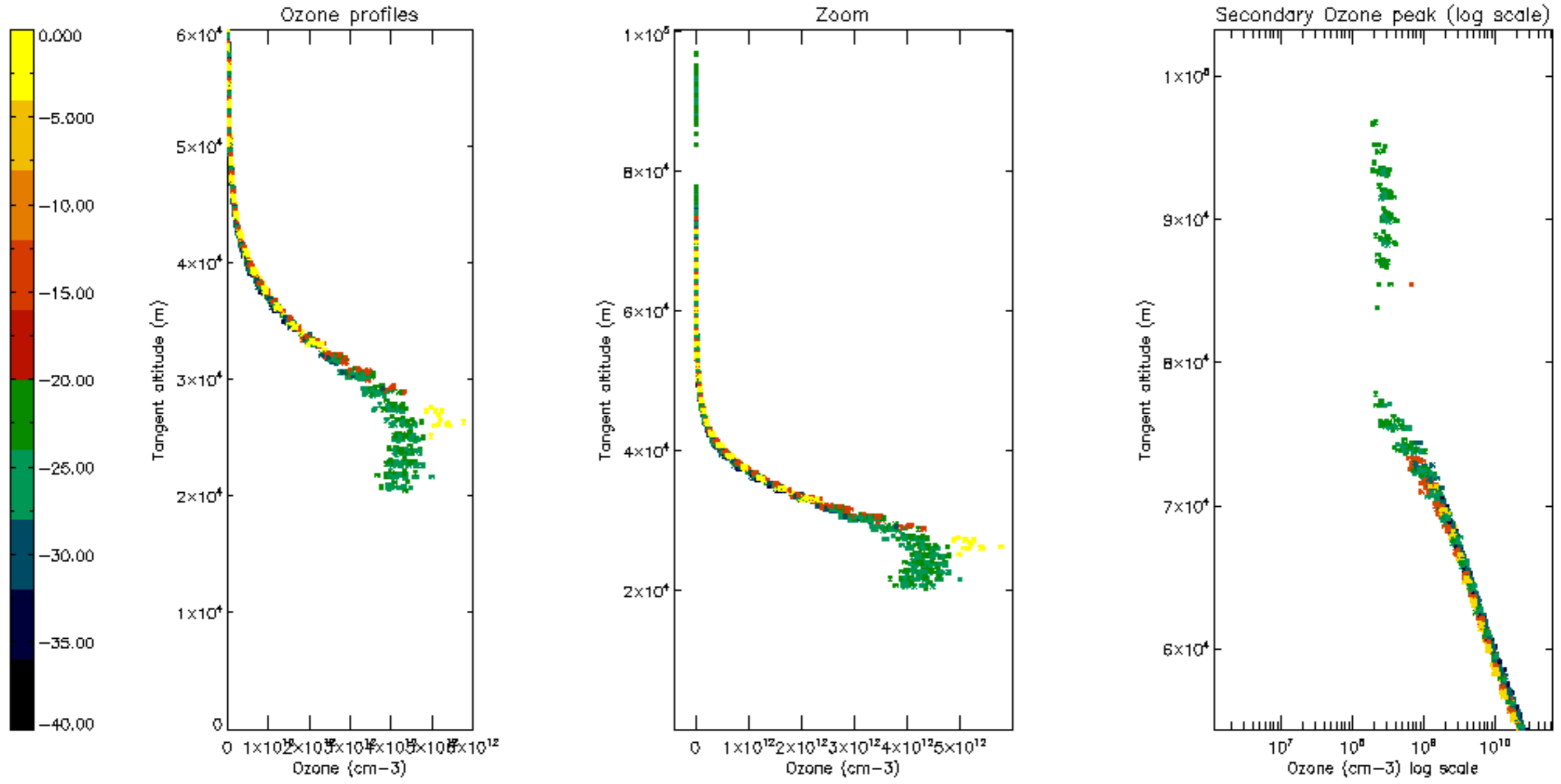
Percentage of saturation errors per profile

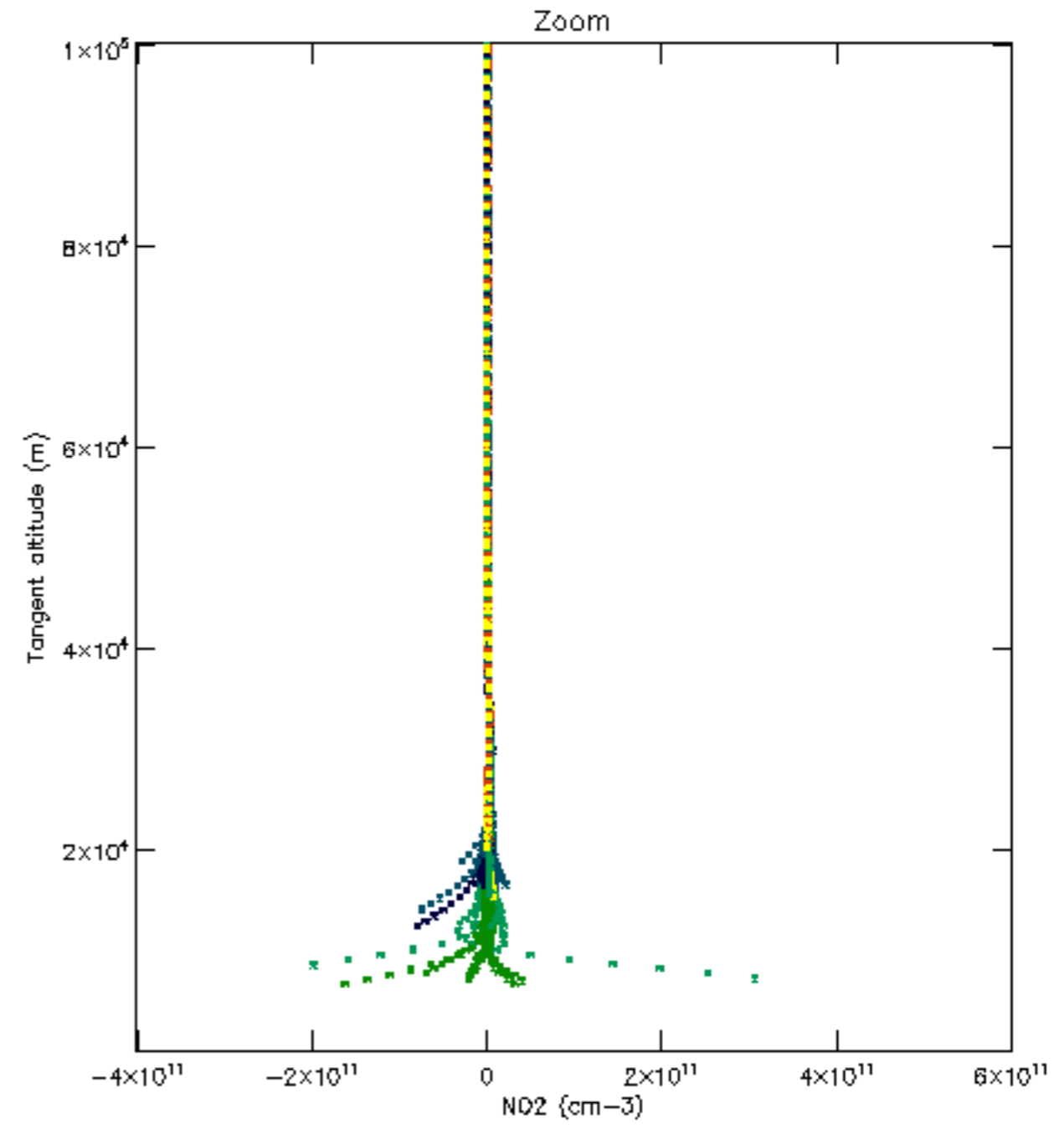
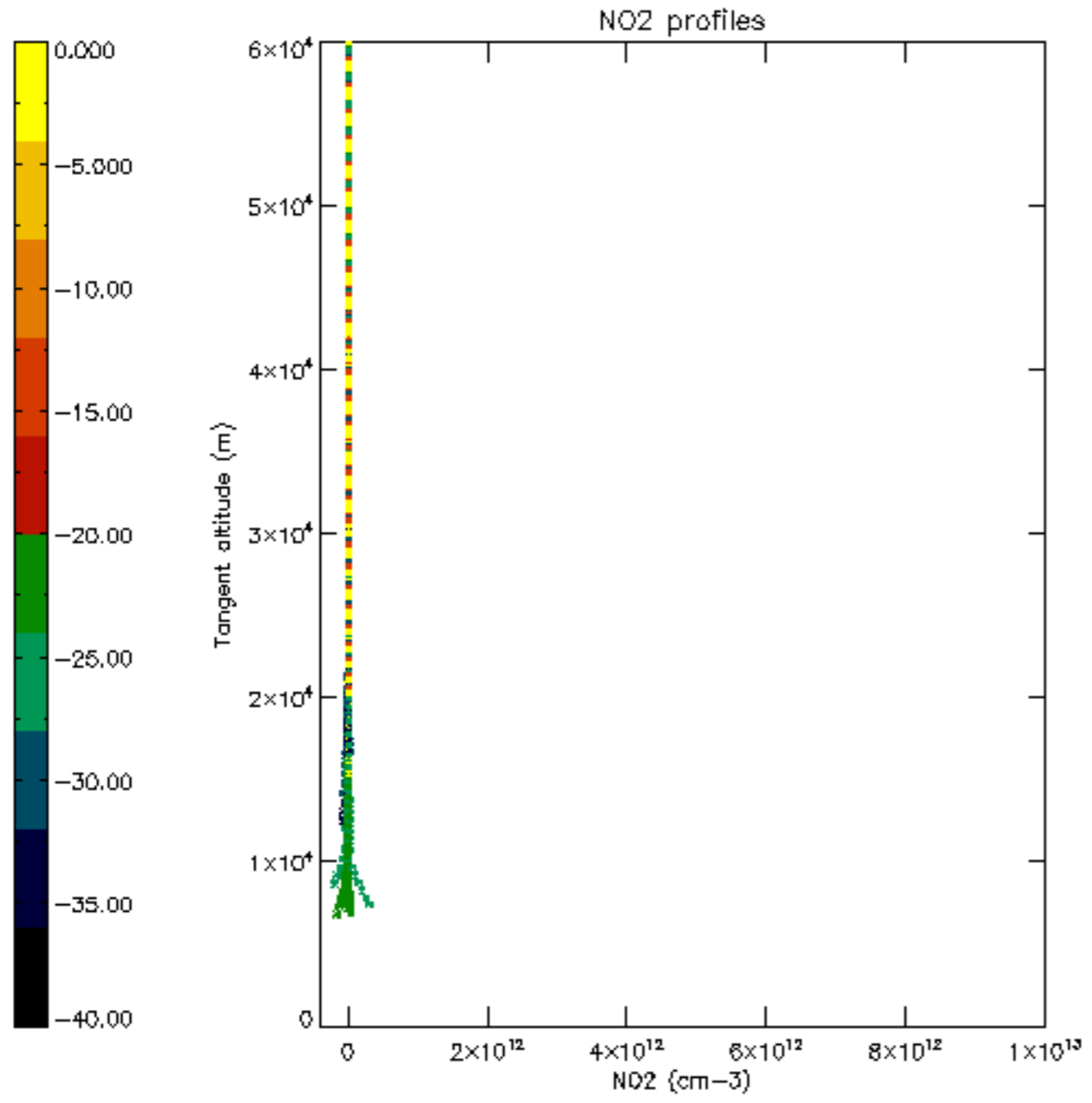


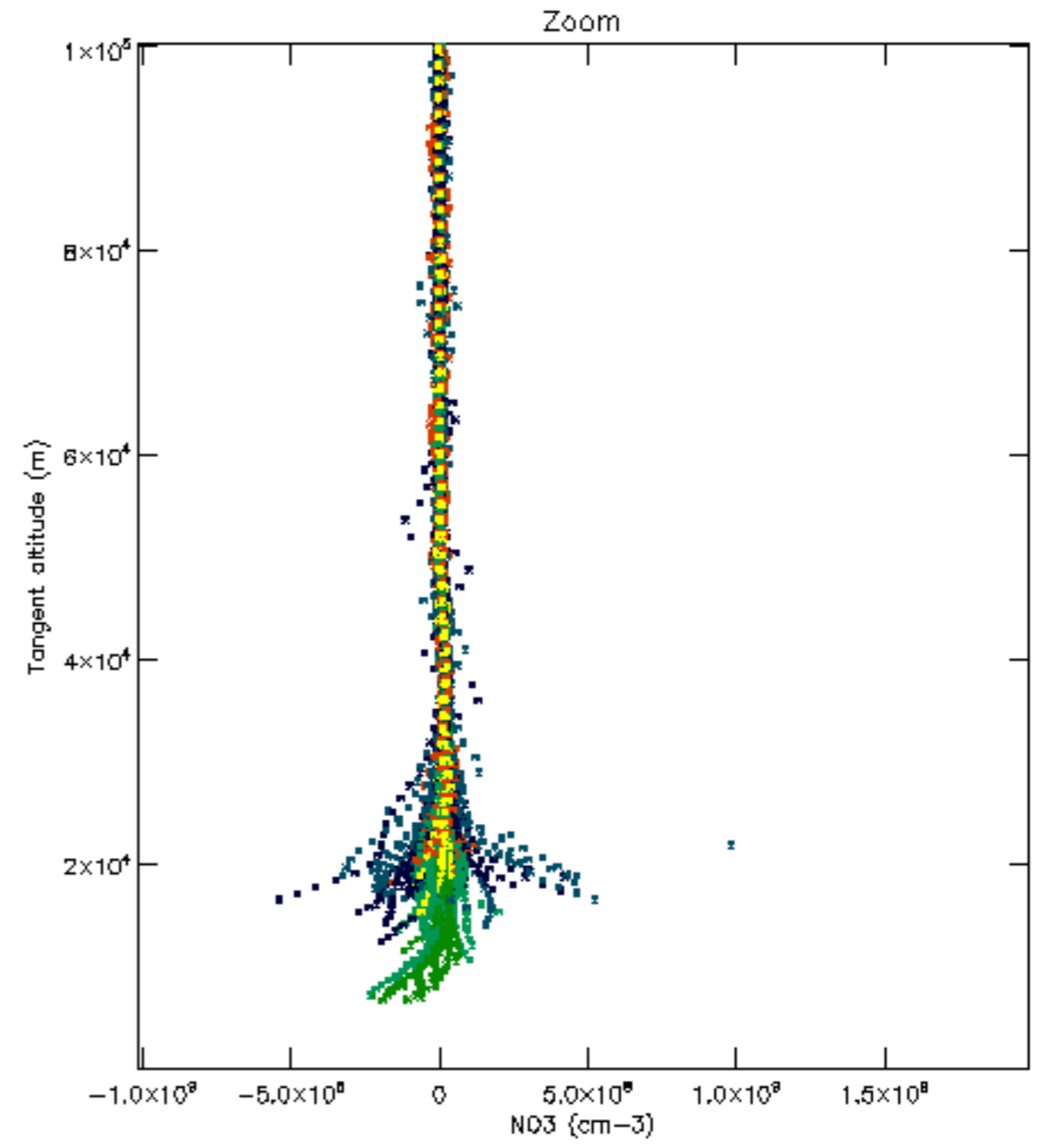
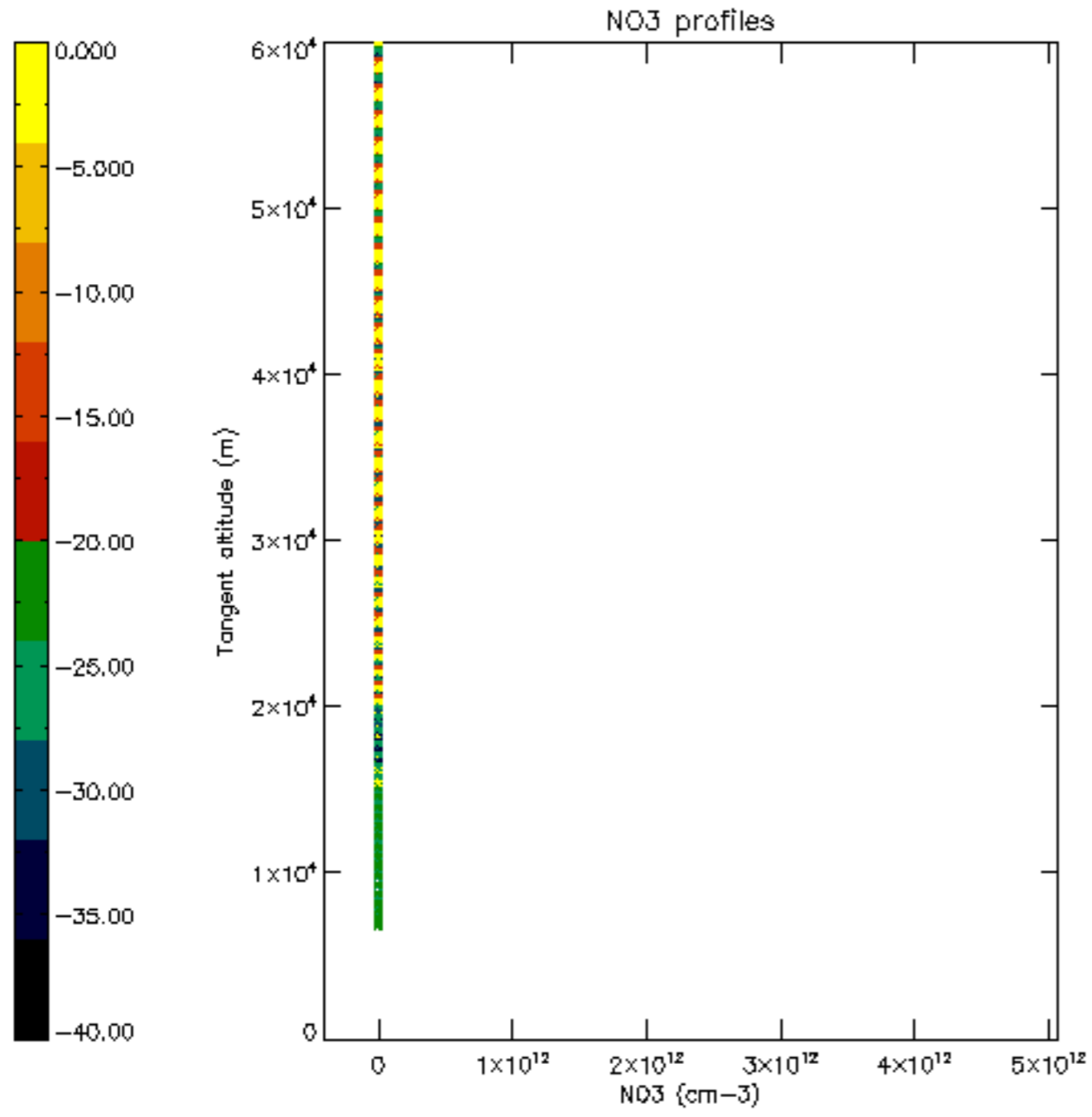


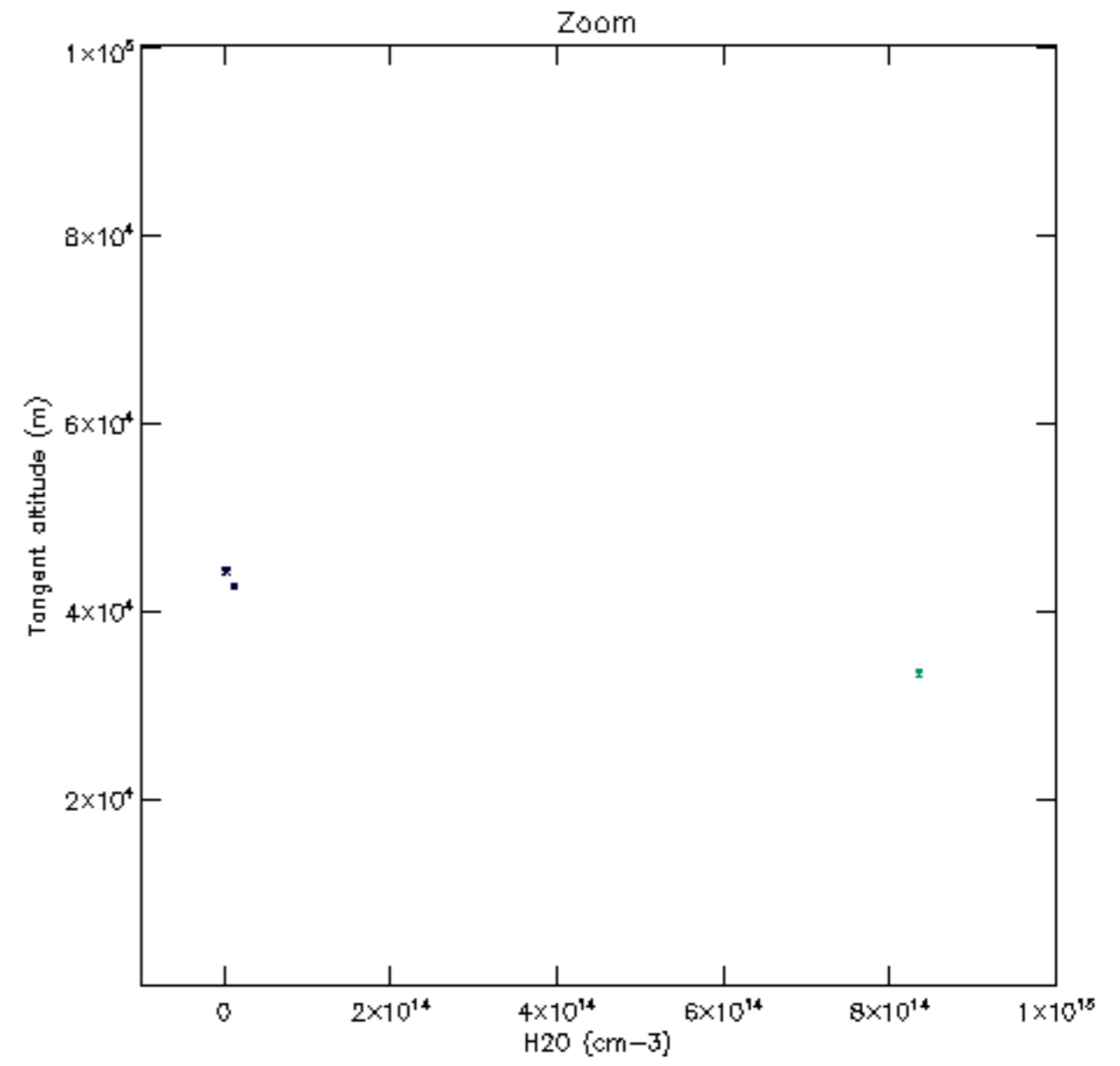
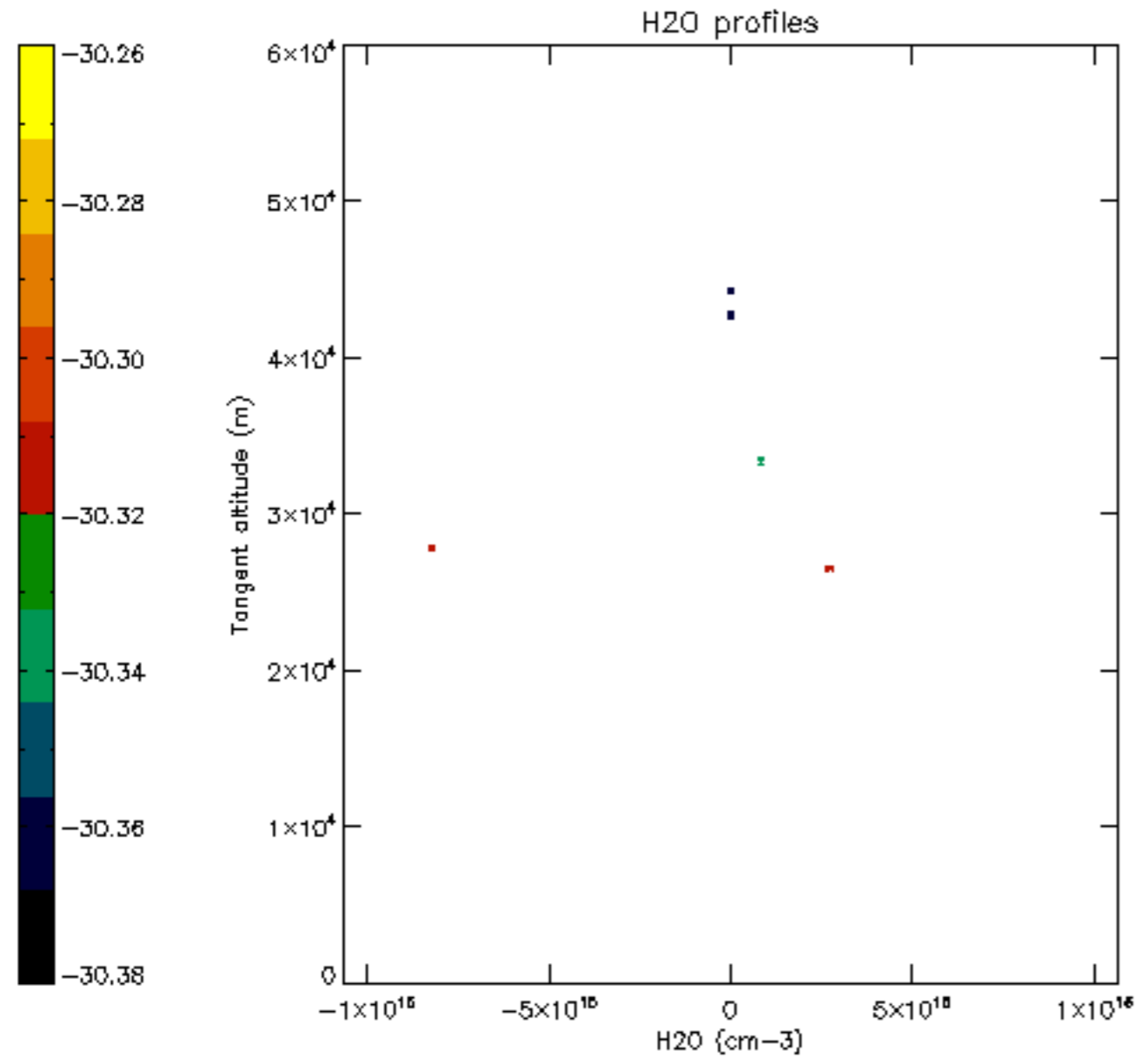


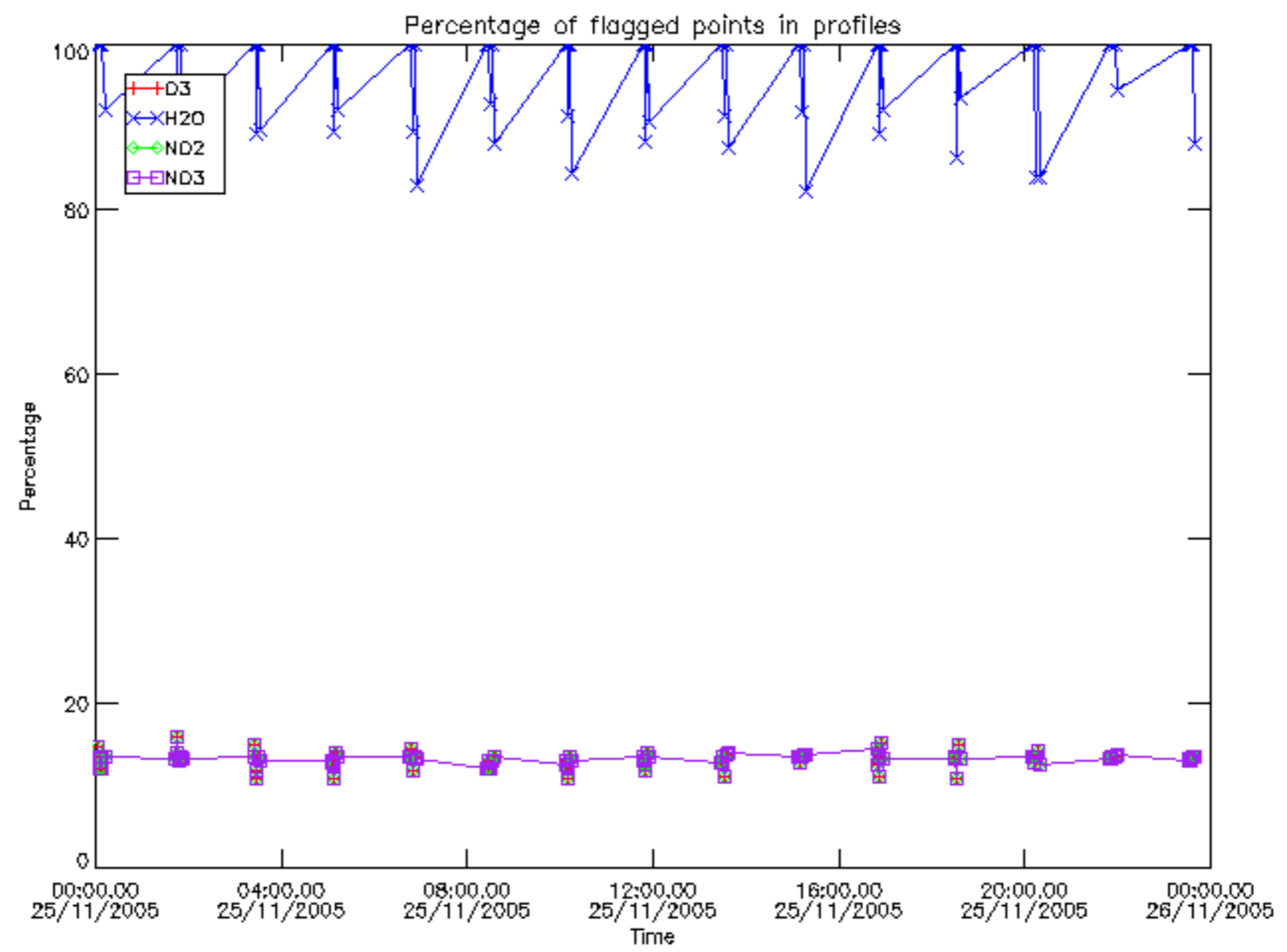




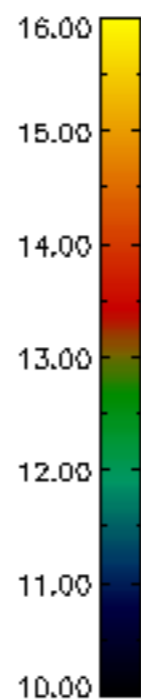
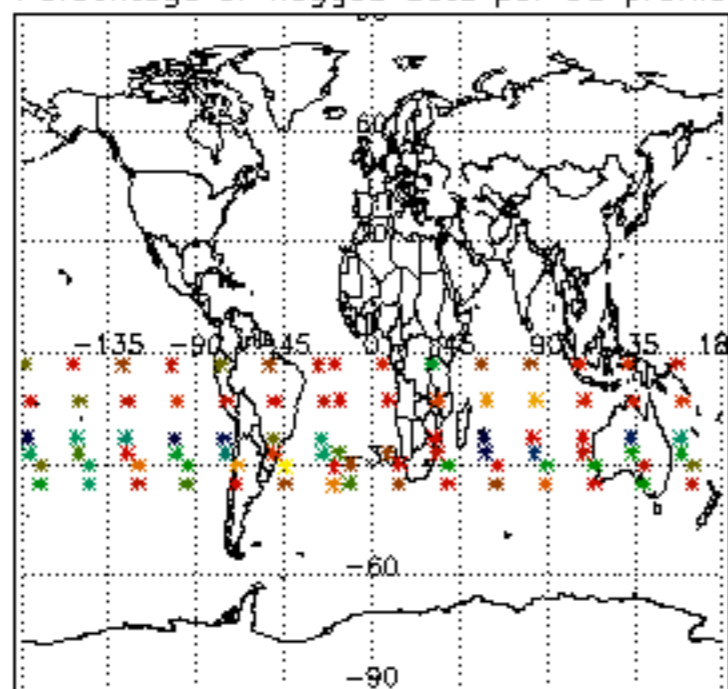




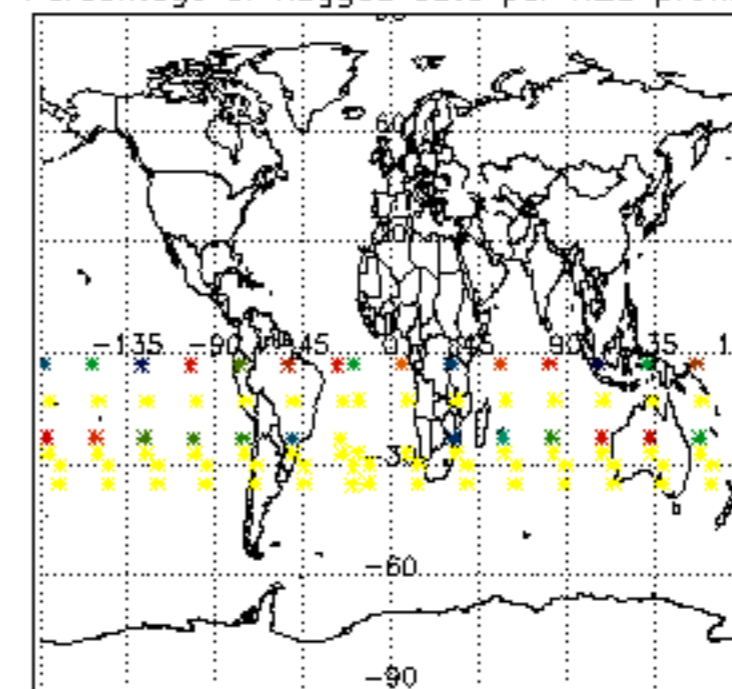




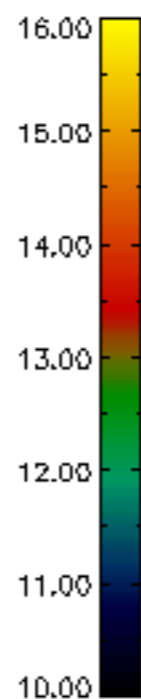
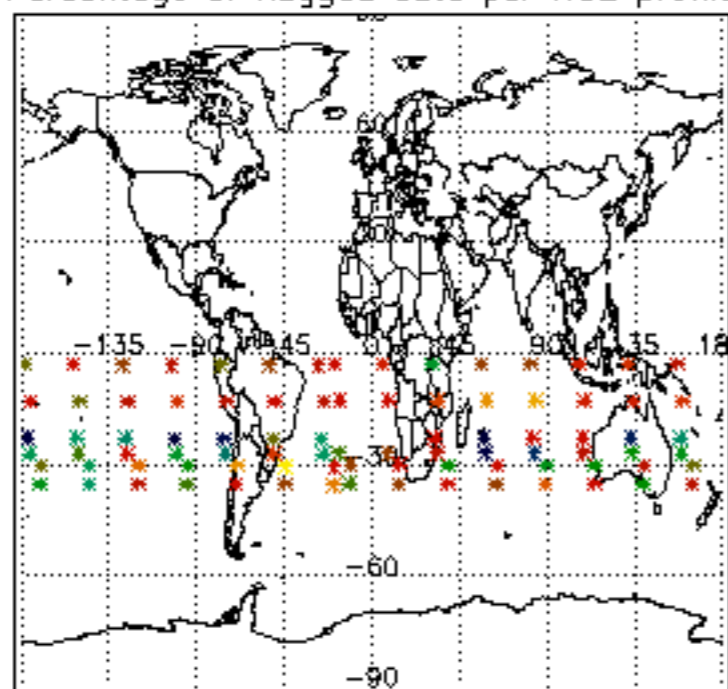
Percentage of flagged data per D3 profile



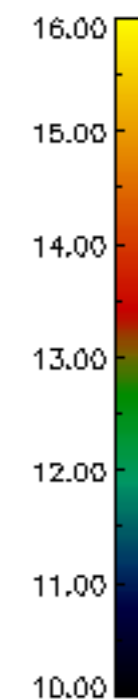
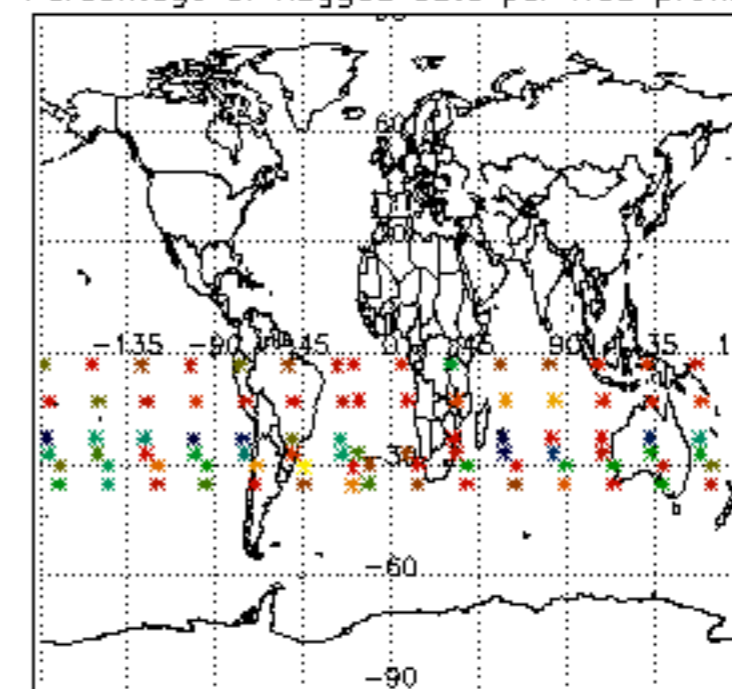
Percentage of flagged data per H2O profile

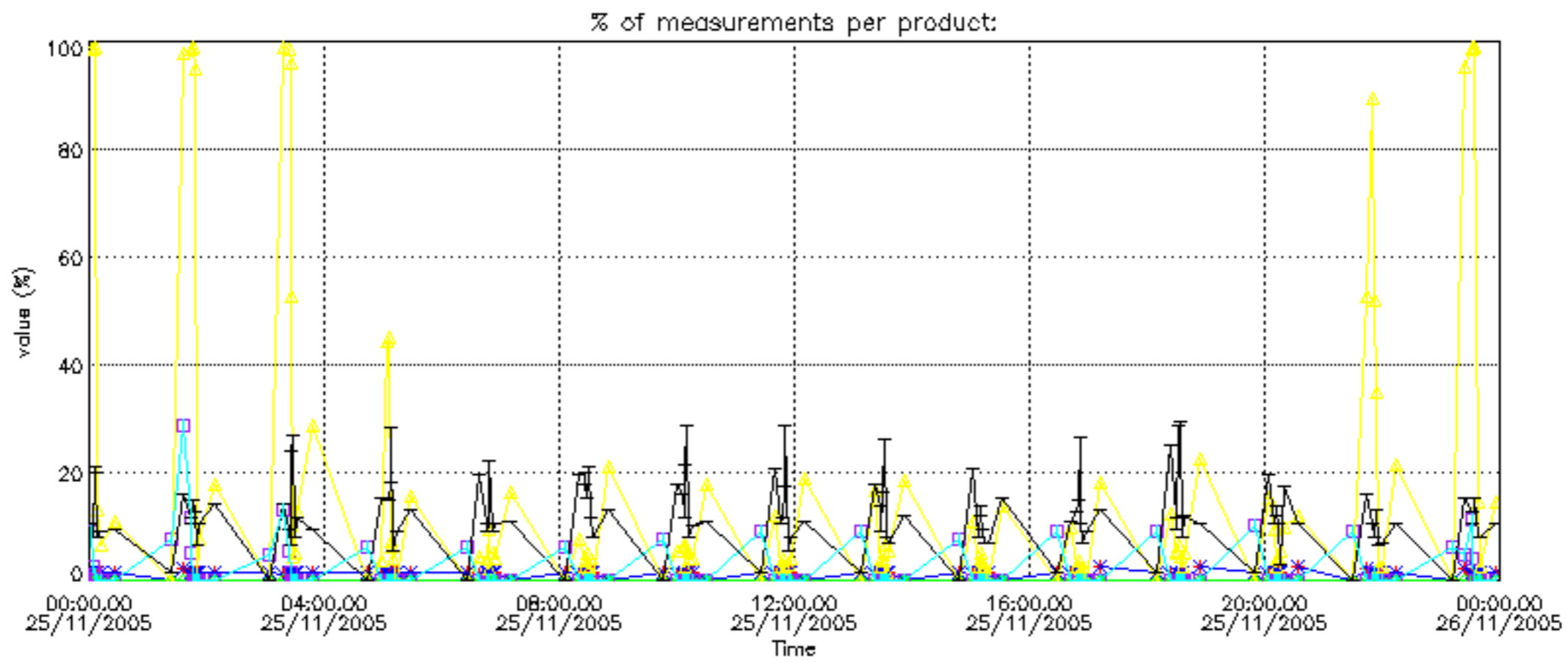


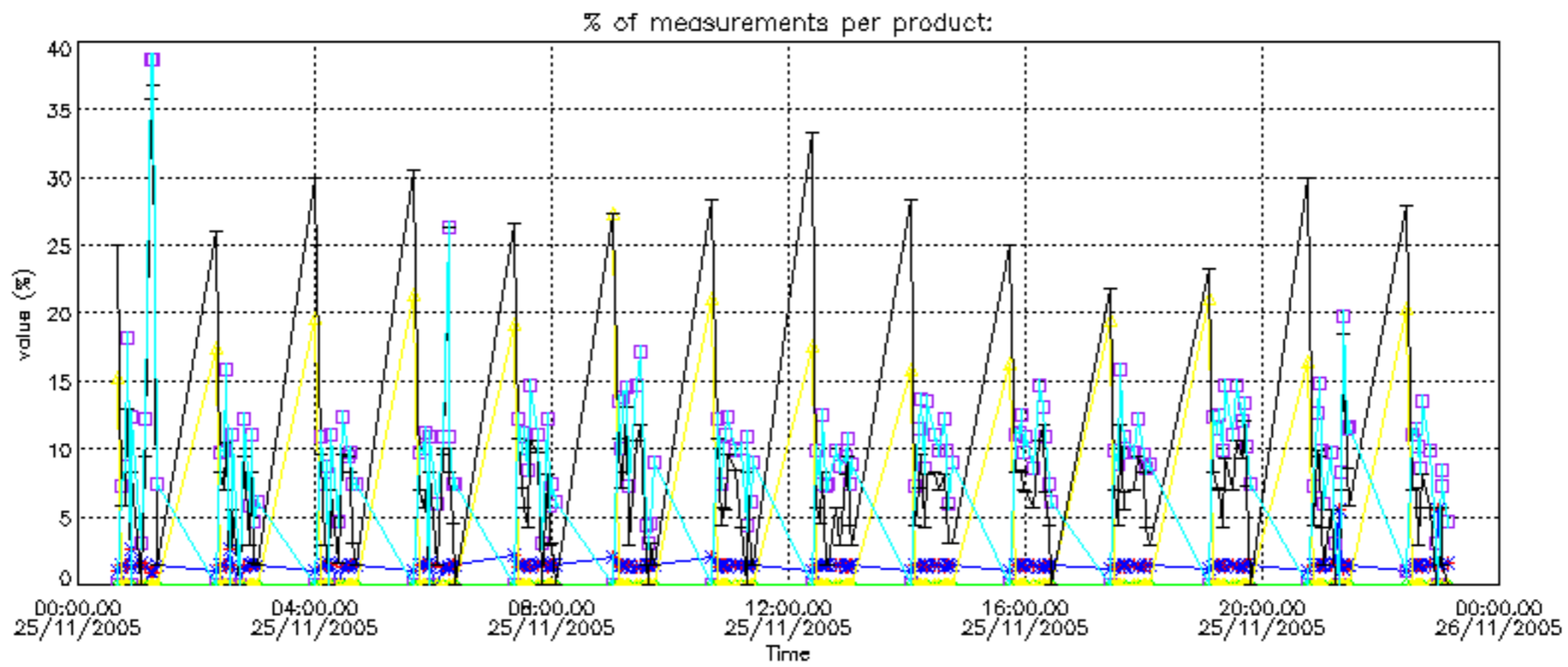
Percentage of flagged data per NO2 profile



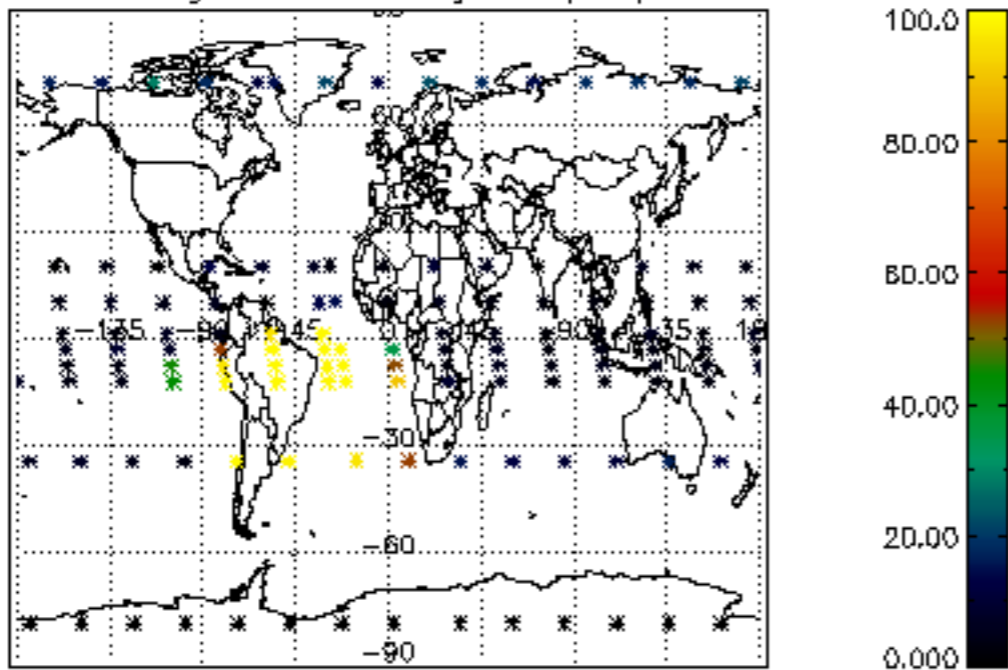
Percentage of flagged data per NO3 profile



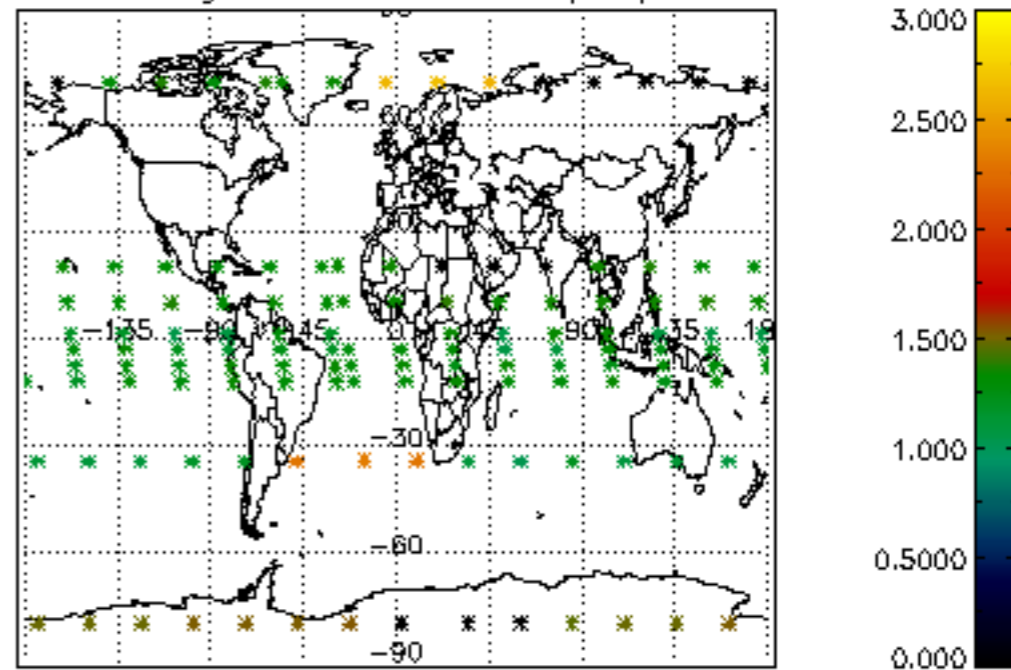




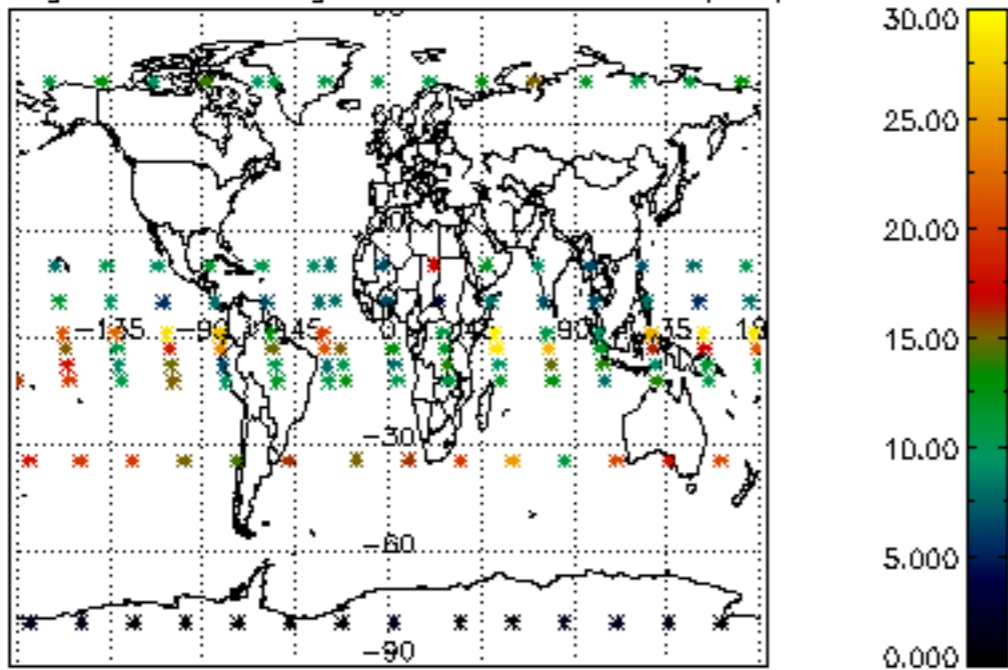
Percentage of cosmic ray hits per profile



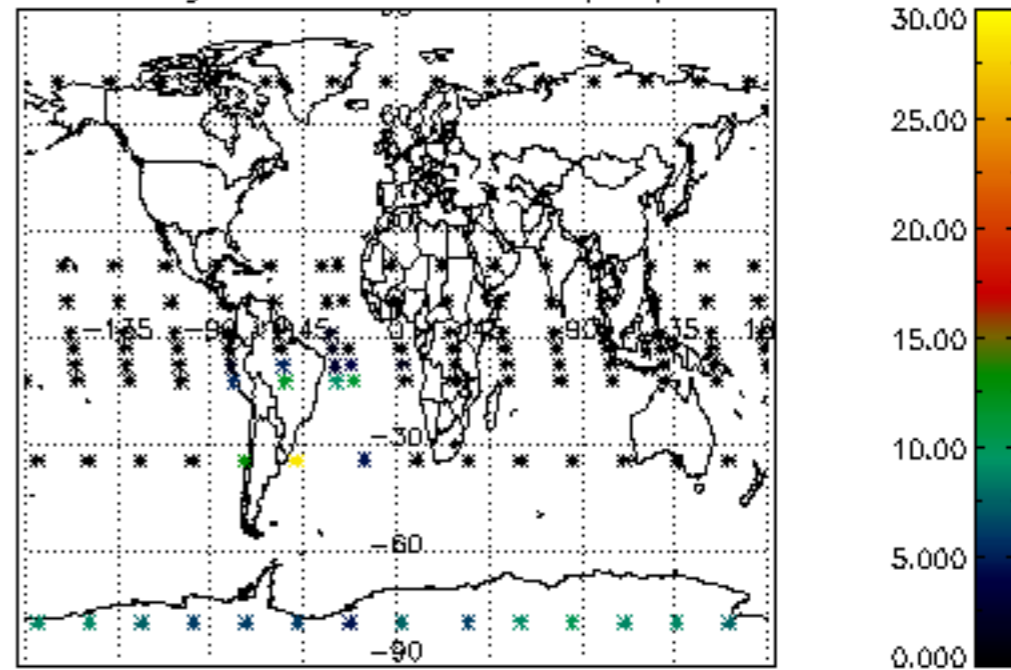
Percentage of datation errors per profile



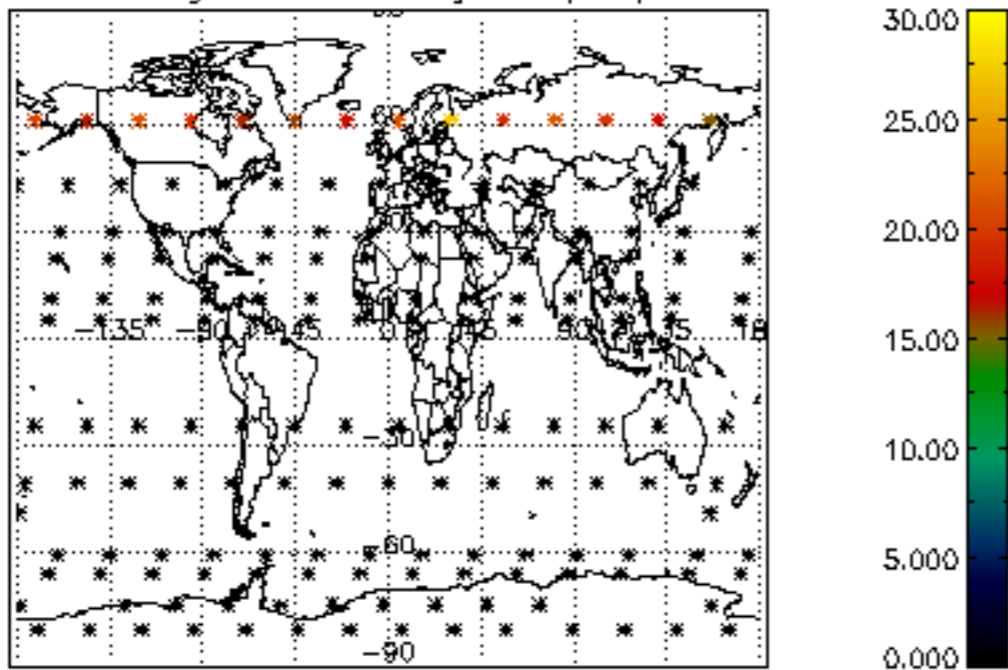
Percentage of star falling outside central band per profile



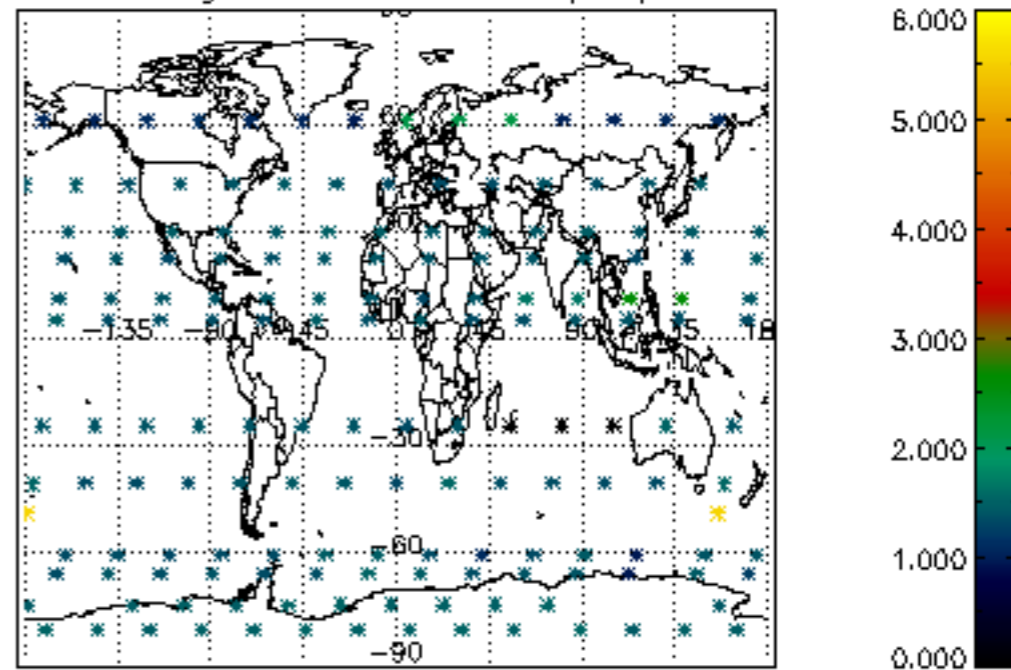
Percentage of saturation errors per profile



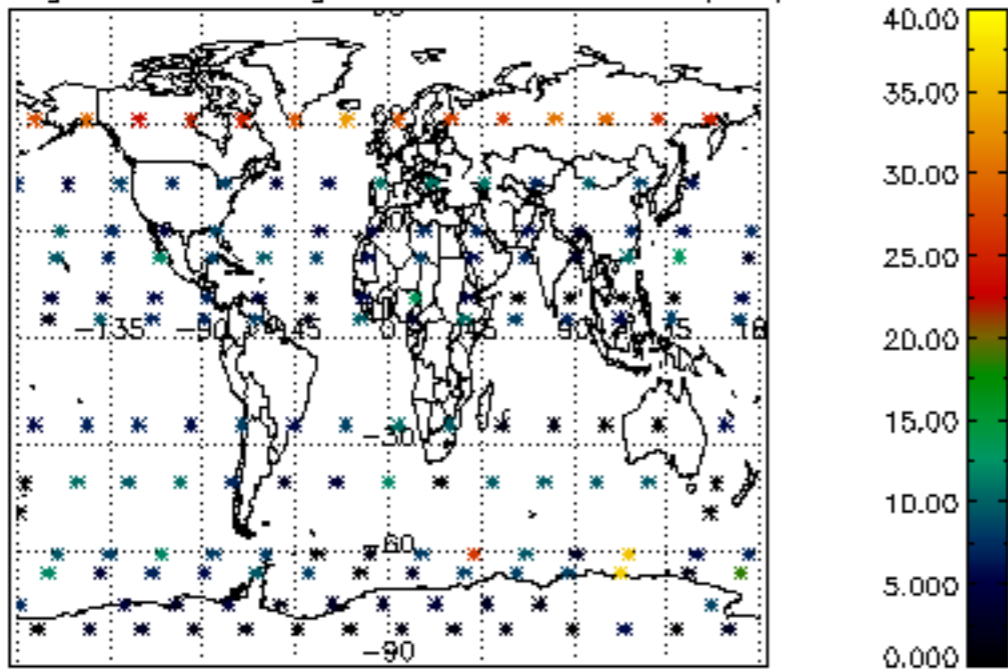
Percentage of cosmic ray hits per profile



Percentage of datation errors per profile



Percentage of star falling outside central band per profile



Percentage of saturation errors per profile

