

# GOMOS Level 2 Daily Report

## SUMMARY

### [1. General Info](#)

### [2. Summary of processed GOM\\_NL\\_2P products](#)

### [3. Level 2 Quality information per product](#)

#### [3.1 Plot of level 2 quality information per product \(time dependant\)](#)

#### [3.2 Plot of level 2 quality information per product \(world map\)](#)

### [4. Level 1 Quality information per product \(stored on level 2 products\)](#)

#### [4.1 Plot of level 1 quality information per product \(time dependant\)](#)

##### [4.1.1 Plot of level 1 quality information per product \(time dependant\): ASCENDING](#)

##### [4.1.2 Plot of level 1 quality information per product \(time dependant\): DESCENDING](#)

#### [4.2 Plot of level 1 quality information per product \(world map\)](#)

##### [4.2.1 Plot of level 1 quality information per product \(world map\): ASCENDING](#)

##### [4.2.2 Plot of level 1 quality information per product \(world map\): DESCENDING](#)

### [5. Ozone profiles based on quality statistics and other trace gas profiles](#)

#### [5.1 Ozone statistics based on quality of products](#)

#### [5.2 Plot ozone profiles for all STD \(dark without errors\)](#)

#### [5.3 Plot ozone profiles where STD < 20% \(dark without errors\)](#)

#### [5.4. Plot ozone profiles where STD < 10% \(dark without errors\)](#)

#### [5.5. Plot ozone profiles where STD < 5% \(dark without errors\)](#)

#### [5.6 Plot NO2 profiles for all STD \(dark without errors\)](#)

#### [5.7 Plot NO3 profiles for all STD \(dark without errors\)](#)

#### [5.8 Plot H2O profiles \(only for occultations of stars 1,2,3,4,13,14,16,26,63 dark without errors\) for all STD](#)

### [6. Auxiliary Data Files used for the production reported in section 2](#)

This report presents the daily analysis on parameters extracted from GOMOS level 2 data (GOM\_NL\_\_2P). It is intended to monitor some important parameters that will impact the quality of these products. A list of level 2 products (and content) that have arrived during the reporting day to the PCF is also given.

Item	Value
Time of report generation	18APR2013 12:39:39
Data source version	GOMOS/6.01
Start time of products	22-11-2005 (22NOV2005 00:00:00)
Stop time of products	23-11-2005 (23NOV2005 00:00:00)
Store outputs in DB	Yes
Nb of level 2 prods	291
Nb of prods with errors	0

## 2. Summary of processed GOM\_NL\_\_2P products.

Nr	Filename	UTC Start time	Limb	Duration	Star Id	Star Name	Star Mag	Star Temp	Nb Meas	Orbit	Prod. error
1	GOM_NL__2PRFIN20051122_000030_00000402042_00403_19495_8677.N1	22-NOV-2005 00:00:30	Dark	39.500	12	Alp1Cru	0.77500	30000.	79	19495	No
2	GOM_NL__2PRFIN20051122_000251_00000382042_00403_19495_8678.N1	22-NOV-2005 00:02:51	Dark	37.500	124	The Car	2.7640	30000.	75	19495	No
3	GOM_NL__2PRFIN20051122_000543_00000382042_00403_19495_8679.N1	22-NOV-2005 00:05:43	Dark	37.500	29	Bet Car	1.6720	10200.	75	19495	No
4	GOM_NL__2PRFIN20051122_002043_00000382042_00403_19495_8680.N1	22-NOV-2005 00:20:43	Straylight	37.500	157	The1Eri	2.9060	9300.0	75	19495	No
5	GOM_NL__2PRFIN20051122_003316_00000462042_00403_19495_8681.N1	22-NOV-2005 00:33:16	Twilight	46.000	94	92Alp Cet	2.5260	3100.0	92	19495	No
6	GOM_NL__2PRFIN20051122_003817_00000352042_00403_19495_8682.N1	22-NOV-2005 00:38:17	Bright	35.000	105	6Bet Ari	2.6450	8900.0	70	19495	No
7	GOM_NL__2PRFIN20051122_004207_00000342042_00403_19495_8683.N1	22-NOV-2005 00:42:07	Bright	34.000	173	4Bet Tri	3.0040	8900.0	68	19495	No
8	GOM_NL__2PRFIN20051122_004412_00000362042_00403_19495_8684.N1	22-NOV-2005 00:44:12	Bright	35.500	73	57Gam1And	2.2600	13100.	71	19495	No
9	GOM_NL__2PRFIN20051122_004852_00000352042_00403_19495_8685.N1	22-NOV-2005 00:48:52	Bright	34.500	68	18Alp Cas	2.2250	4500.0	69	19495	No
10	GOM_NL__2PRFIN20051122_005004_00000372042_00403_19495_8686.N1	22-NOV-2005 00:50:04	Bright	37.000	74	11Bet Cas	2.2680	6600.0	74	19495	No
11	GOM_NL__2PRFIN20051122_005725_00000372042_00403_19495_8687.N1	22-NOV-2005 00:57:25	Bright	37.000	49	1Alp UMi	1.9900	6300.0	74	19495	No
12	GOM_NL__2PRFIN20051122_010156_00000382042_00403_19495_8688.N1	22-NOV-2005 01:01:56	Bright	37.500	60	7Bet UMi	2.0810	3950.0	75	19495	No
13	GOM_NL__2PRFIN20051122_010742_00000512042_00403_19495_8689.N1	22-NOV-2005 01:07:42	Bright	51.000	55	79Zet UMa	2.0600	10200.	102	19495	No
14	GOM_NL__2PRFIN20051122_010913_00000342042_00403_19495_8690.N1	22-NOV-2005 01:09:13	Bright	33.500	39	85Eta UMa	1.8540	24000.	67	19495	No
15	GOM_NL__2PRFIN20051122_011156_00000342042_00403_19495_8691.N1	22-NOV-2005 01:11:56	Bright	33.500	180	27Gam Boo	3.0400	8000.0	67	19495	No
16	GOM_NL__2PRFIN20051122_011725_00000332042_00403_19495_8692.N1	22-NOV-2005 01:17:25	Bright	32.500	3	16Alp Boo	-0.050000	4250.0	65	19495	No
17	GOM_NL__2PRFIN20051122_012040_00000362042_00403_19495_8693.N1	22-NOV-2005 01:20:40	Bright	35.500	138	47Eps Vir	2.8280	4700.0	71	19495	No
18	GOM_NL__2PRFIN20051122_012911_00000432042_00403_19495_8694.N1	22-NOV-2005 01:29:11	Twilight	43.000	163	7Del Crv	2.9450	11000.	86	19495	No
19	GOM_NL__2PRFIN20051122_013053_00000452042_00403_19495_8695.N1	22-NOV-2005 01:30:53	Twilight	45.000	106	9Bet Crv	2.6480	5600.0	90	19495	No
20	GOM_NL__2PRFIN20051122_013718_00000412042_00403_19495_8696.N1	22-NOV-2005 01:37:18	Dark	40.500	64	Gam Cen	2.2000	10600.	81	19495	No
21	GOM_NL__2PRFIN20051122_013957_00000392042_00403_19495_8697.N1	22-NOV-2005 01:39:57	Dark	39.000	20	Bet Cru	1.2530	30000.	78	19495	No
22	GOM_NL__2PRFIN20051122_014106_00000432042_00404_19496_8677.N1	22-NOV-2005 01:41:06	Dark	42.500	12	Alp1Cru	0.77500	30000.	85	19496	No
23	GOM_NL__2PRFIN20051122_014328_00000382042_00404_19496_8678.N1	22-NOV-2005 01:43:28	Dark	38.000	124	The Car	2.7640	30000.	76	19496	No
24	GOM_NL__2PRFIN20051122_014619_00000382042_00404_19496_8679.N1	22-NOV-2005 01:46:19	Dark	37.500	29	Bet Car	1.6720	10200.	75	19496	No
25	GOM_NL__2PRFIN20051122_020120_00000382042_00404_19496_8680.N1	22-NOV-2005 02:01:20	Straylight	37.500	157	The1Eri	2.9060	9300.0	75	19496	No
26	GOM_NL__2PRFIN20051122_021352_00000472042_00404_19496_8681.N1	22-NOV-2005 02:13:52	Twilight	46.500	94	92Alp Cet	2.5260	3100.0	93	19496	No
27	GOM_NL__2PRFIN20051122_021853_00000372042_00404_19496_8682.N1	22-NOV-2005 02:18:53	Bright	36.500	105	6Bet Ari	2.6450	8900.0	73	19496	No
28	GOM_NL__2PRFIN20051122_022243_00000362042_00404_19496_8683.N1	22-NOV-2005 02:22:43	Bright	35.500	173	4Bet Tri	3.0040	8900.0	71	19496	No
29	GOM_NL__2PRFIN20051122_022448_00000362042_00404_19496_8684.N1	22-NOV-2005 02:24:48	Bright	35.500	73	57Gam1And	2.2600	13100.	71	19496	No
30	GOM_NL__2PRFIN20051122_022928_00000362042_00404_19496_8685.N1	22-NOV-2005 02:29:28	Bright	35.500	68	18Alp Cas	2.2250	4500.0	71	19496	No
31	GOM_NL__2PRFIN20051122_023040_00000362042_00404_19496_8686.N1	22-NOV-2005 02:30:40	Bright	36.000	74	11Bet Cas	2.2680	6600.0	72	19496	No
32	GOM_NL__2PRFIN20051122_023801_00000322042_00404_19496_8687.N1	22-NOV-2005 02:38:01	Bright	31.500	49	1Alp UMi	1.9900	6300.0	63	19496	No
33	GOM_NL__2PRFIN20051122_024232_00000382042_00404_19496_8688.N1	22-NOV-2005 02:42:32	Bright	38.000	60	7Bet UMi	2.0810	3950.0	76	19496	No
34	GOM_NL__2PRFIN20051122_024818_00000362042_00404_19496_8689.N1	22-NOV-2005 02:48:18	Bright	35.500	55	79Zet UMa	2.0600	10200.	71	19496	No
35	GOM_NL__2PRFIN20051122_024949_00000362042_00404_19496_8690.N1	22-NOV-2005 02:49:49	Bright	35.500	39	85Eta UMa	1.8540	24000.	71	19496	No
36	GOM_NL__2PRFIN20051122_025801_00000332042_00404_19496_8691.N1	22-NOV-2005 02:58:01	Bright	33.000	3	16Alp Boo	-0.050000	4250.0	66	19496	No
37	GOM_NL__2PRFIN20051122_030117_00000362042_00404_19496_8692.N1	22-NOV-2005 03:01:17	Bright	36.000	138	47Eps Vir	2.8280	4700.0	72	19496	No
38	GOM_NL__2PRFIN20051122_030947_00000422042_00404_19496_8693.N1	22-NOV-2005 03:09:47	Twilight	42.000	163	7Del Crv	2.9450	11000.	84	19496	No
39	GOM_NL__2PRFIN20051122_031130_00000422042_00404_19496_8694.N1	22-NOV-2005 03:11:30	Twilight	41.500	106	9Bet Crv	2.6480	5600.0	83	19496	No
40	GOM_NL__2PRFIN20051122_031755_00000382042_00404_19496_8695.N1	22-NOV-2005 03:17:55	Dark	37.500	64	Gam Cen	2.2000	10600.	75	19496	No
41	GOM_NL__2PRFIN20051122_032033_00000372042_00404_19496_8696.N1	22-NOV-2005 03:20:33	Dark	36.500	20	Bet Cru	1.2530	30000.	73	19496	No
42	GOM_NL__2PRFIN20051122_032142_00000392042_00405_19497_8677.N1	22-NOV-2005 03:21:42	Dark	38.500	12	Alp1Cru	0.77500	30000.	77	19497	No

43	GOM_NL__2PRFIN20051122_032404_000000372042_00405_19497_8678.N1	22-NOV-2005 03:24:04	Dark	37.000	124	The Car	2.7640	30000.	74	19497	No
44	GOM_NL__2PRFIN20051122_032656_000000392042_00405_19497_8679.N1	22-NOV-2005 03:26:56	Dark	38.500	29	Bet Car	1.6720	10200.	77	19497	No
45	GOM_NL__2PRFIN20051122_034156_000000382042_00405_19497_8680.N1	22-NOV-2005 03:41:56	Straylight	37.500	157	The1Eri	2.9060	9300.0	75	19497	No
46	GOM_NL__2PRFIN20051122_035428_000000452042_00405_19497_8681.N1	22-NOV-2005 03:54:28	Tw_i_and_stray	45.000	94	92Alp Cet	2.5260	3100.0	90	19497	No
47	GOM_NL__2PRFIN20051122_035929_000000382042_00405_19497_8682.N1	22-NOV-2005 03:59:29	Bright	37.500	105	6Bet Ari	2.6450	8900.0	75	19497	No
48	GOM_NL__2PRFIN20051122_040320_000000362042_00405_19497_8683.N1	22-NOV-2005 04:03:20	Bright	36.000	173	4Bet Tri	3.0040	8900.0	72	19497	No
49	GOM_NL__2PRFIN20051122_040524_000000362042_00405_19497_8684.N1	22-NOV-2005 04:05:24	Bright	35.500	73	57Gam1And	2.2600	13100.	71	19497	No
50	GOM_NL__2PRFIN20051122_041005_000000352042_00405_19497_8685.N1	22-NOV-2005 04:10:05	Bright	34.500	68	18Alp Cas	2.2250	4500.0	69	19497	No
51	GOM_NL__2PRFIN20051122_041116_000000372042_00405_19497_8686.N1	22-NOV-2005 04:11:16	Bright	36.500	74	11Bet Cas	2.2680	6600.0	73	19497	No
52	GOM_NL__2PRFIN20051122_041837_000000362042_00405_19497_8687.N1	22-NOV-2005 04:18:37	Bright	35.500	49	1Alp UMi	1.9900	6300.0	71	19497	No
53	GOM_NL__2PRFIN20051122_042308_000000372042_00405_19497_8688.N1	22-NOV-2005 04:23:08	Bright	37.000	60	7Bet UMi	2.0810	3950.0	74	19497	No
54	GOM_NL__2PRFIN20051122_042854_000000382042_00405_19497_8689.N1	22-NOV-2005 04:28:54	Bright	38.000	55	79Zet UMa	2.0600	10200.	76	19497	No
55	GOM_NL__2PRFIN20051122_043025_000000362042_00405_19497_8690.N1	22-NOV-2005 04:30:25	Bright	36.000	39	85Eta UMa	1.8540	24000.	72	19497	No
56	GOM_NL__2PRFIN20051122_043308_000000332042_00405_19497_8691.N1	22-NOV-2005 04:33:08	Bright	32.500	180	27Gam Boo	3.0400	8000.0	65	19497	No
57	GOM_NL__2PRFIN20051122_043837_000000332042_00405_19497_8692.N1	22-NOV-2005 04:38:37	Bright	33.000	3	16Alp Boo	-0.050000	4250.0	66	19497	No
58	GOM_NL__2PRFIN20051122_044153_000000352042_00405_19497_8693.N1	22-NOV-2005 04:41:53	Bright	35.000	138	47Eps Vir	2.8280	4700.0	70	19497	No
59	GOM_NL__2PRFIN20051122_045024_000000422042_00405_19497_8694.N1	22-NOV-2005 04:50:24	Tw_i_and_stray	41.500	163	7Del Crv	2.9450	11000.	83	19497	No
60	GOM_NL__2PRFIN20051122_045206_000000452042_00405_19497_8695.N1	22-NOV-2005 04:52:06	Twilight	44.500	106	9Bet Crv	2.6480	5600.0	89	19497	No
61	GOM_NL__2PRFIN20051122_045831_000000402042_00405_19497_8696.N1	22-NOV-2005 04:58:31	Dark	40.000	64	Gam Cen	2.2000	10600.	80	19497	No
62	GOM_NL__2PRFIN20051122_050110_000000402042_00405_19497_8697.N1	22-NOV-2005 05:01:10	Dark	39.500	20	Bet Cru	1.2530	30000.	79	19497	No
63	GOM_NL__2PRFIN20051122_050219_000000452042_00406_19498_8677.N1	22-NOV-2005 05:02:19	Dark	44.500	12	Alp1Cru	0.77500	30000.	89	19498	No
64	GOM_NL__2PRFIN20051122_050441_000000362042_00406_19498_8678.N1	22-NOV-2005 05:04:41	Dark	36.000	124	The Car	2.7640	30000.	72	19498	No
65	GOM_NL__2PRFIN20051122_050732_000000382042_00406_19498_8679.N1	22-NOV-2005 05:07:32	Dark	37.500	29	Bet Car	1.6720	10200.	75	19498	No
66	GOM_NL__2PRFIN20051122_052232_000000372042_00406_19498_8680.N1	22-NOV-2005 05:22:32	Straylight	37.000	157	The1Eri	2.9060	9300.0	74	19498	No
67	GOM_NL__2PRFIN20051122_053504_000000442042_00406_19498_8681.N1	22-NOV-2005 05:35:04	Tw_i_and_stray	43.500	94	92Alp Cet	2.5260	3100.0	87	19498	No
68	GOM_NL__2PRFIN20051122_054006_000000352042_00406_19498_8682.N1	22-NOV-2005 05:40:06	Bright	35.000	105	6Bet Ari	2.6450	8900.0	70	19498	No
69	GOM_NL__2PRFIN20051122_054356_000000362042_00406_19498_8683.N1	22-NOV-2005 05:43:56	Bright	35.500	173	4Bet Tri	3.0040	8900.0	71	19498	No
70	GOM_NL__2PRFIN20051122_054600_000000372042_00406_19498_8684.N1	22-NOV-2005 05:46:00	Bright	36.500	73	57Gam1And	2.2600	13100.	73	19498	No
71	GOM_NL__2PRFIN20051122_055041_000000362042_00406_19498_8685.N1	22-NOV-2005 05:50:41	Bright	35.500	68	18Alp Cas	2.2250	4500.0	71	19498	No
72	GOM_NL__2PRFIN20051122_055153_000000372042_00406_19498_8686.N1	22-NOV-2005 05:51:53	Bright	36.500	74	11Bet Cas	2.2680	6600.0	73	19498	No
73	GOM_NL__2PRFIN20051122_055913_000000372042_00406_19498_8687.N1	22-NOV-2005 05:59:13	Bright	36.500	49	1Alp UMi	1.9900	6300.0	73	19498	No
74	GOM_NL__2PRFIN20051122_060344_000000382042_00406_19498_8688.N1	22-NOV-2005 06:03:44	Bright	37.500	60	7Bet UMi	2.0810	3950.0	75	19498	No
75	GOM_NL__2PRFIN20051122_060930_000000372042_00406_19498_8689.N1	22-NOV-2005 06:09:30	Bright	36.500	55	79Zet UMa	2.0600	10200.	73	19498	No
76	GOM_NL__2PRFIN20051122_061101_000000332042_00406_19498_8690.N1	22-NOV-2005 06:11:01	Bright	32.500	39	85Eta UMa	1.8540	24000.	65	19498	No
77	GOM_NL__2PRFIN20051122_061344_000000332042_00406_19498_8691.N1	22-NOV-2005 06:13:44	Bright	33.000	180	27Gam Boo	3.0400	8000.0	66	19498	No
78	GOM_NL__2PRFIN20051122_061913_000000332042_00406_19498_8692.N1	22-NOV-2005 06:19:13	Bright	32.500	3	16Alp Boo	-0.050000	4250.0	65	19498	No
79	GOM_NL__2PRFIN20051122_062229_000000382042_00406_19498_8693.N1	22-NOV-2005 06:22:29	Bright	37.500	138	47Eps Vir	2.8280	4700.0	75	19498	No
80	GOM_NL__2PRFIN20051122_063101_000000422042_00406_19498_8694.N1	22-NOV-2005 06:31:01	Tw_i_and_stray	42.000	163	7Del Crv	2.9450	11000.	84	19498	No
81	GOM_NL__2PRFIN20051122_063243_000000432042_00406_19498_8695.N1	22-NOV-2005 06:32:43	Twilight	42.500	106	9Bet Crv	2.6480	5600.0	85	19498	No
82	GOM_NL__2PRFIN20051122_063907_000000392042_00406_19498_8696.N1	22-NOV-2005 06:39:07	Dark	39.000	64	Gam Cen	2.2000	10600.	78	19498	No
83	GOM_NL__2PRFIN20051122_064146_000000392042_00406_19498_8697.N1	22-NOV-2005 06:41:46	Dark	39.000	20	Bet Cru	1.2530	30000.	78	19498	No
84	GOM_NL__2PRFIN20051122_064255_000000392042_00407_19499_8677.N1	22-NOV-2005 06:42:55	Dark	39.000	12	Alp1Cru	0.77500	30000.	78	19499	No
85	GOM_NL__2PRFIN20051122_064517_000000382042_00407_19499_8678.N1	22-NOV-2005 06:45:17	Dark	38.000	124	The Car	2.7640	30000.	76	19499	No
86	GOM_NL__2PRFIN20051122_064808_000000392042_00407_19499_8679.N1	22-NOV-2005 06:48:08	Dark	38.500	29	Bet Car	1.6720	10200.	77	19499	No
87	GOM_NL__2PRFIN20051122_070308_000000382042_00407_19499_8680.N1	22-NOV-2005 07:03:08	Straylight	37.500	157	The1Eri	2.9060	9300.0	75	19499	No
88	GOM_NL__2PRFIN20051122_071540_000000432042_00407_19499_8681.N1	22-NOV-2005 07:15:40	Tw_i_and_stray	42.500	94	92Alp Cet	2.5260	3100.0	85	19499	No
89	GOM_NL__2PRFIN20051122_072042_000000362042_00407_19499_8682.N1	22-NOV-2005 07:20:42	Bright	36.000	105	6Bet Ari	2.6450	8900.0	72	19499	No
90	GOM_NL__2PRFIN20051122_072432_000000342042_00407_19499_8683.N1	22-NOV-2005 07:24:32	Bright	34.000	173	4Bet Tri	3.0040	8900.0	68	19499	No
91	GOM_NL__2PRFIN20051122_072636_000000342042_00407_19499_8684.N1	22-NOV-2005 07:26:36	Bright	34.000	73	57Gam1And	2.2600	13100.	68	19499	No
92	GOM_NL__2PRFIN20051122_073117_000000372042_00407_19499_8685.N1	22-NOV-2005 07:31:17	Bright	36.500	68	18Alp Cas	2.2250	4500.0	73	19499	No
93	GOM_NL__2PRFIN20051122_073229_000000362042_00407_19499_8686.N1	22-NOV-2005 07:32:29	Bright	35.500	74	11Bet Cas	2.2680	6600.0	71	19499	No
94	GOM_NL__2PRFIN20051122_073949_000000352042_00407_19499_8687.N1	22-NOV-2005 07:39:49	Bright	34.500	49	1Alp UMi	1.9900	6300.0	69	19499	No
95	GOM_NL__2PRFIN20051122_074420_000000382042_00407_19499_8688.N1	22-NOV-2005 07:44:20	Bright	37.500	60	7Bet UMi	2.0810	3950.0	75	19499	No
96	GOM_NL__2PRFIN20051122_075006_000000372042_00407_19499_8689.N1	22-NOV-2005 07:50:06	Bright	37.000	55	79Zet UMa	2.0600	10200.	74	19499	No
97	GOM_NL__2PRFIN20051122_075137_000000342042_00407_19499_8690.N1	22-NOV-2005 07:51:37	Bright	34.000	39	85Eta UMa	1.8540	24000.	68	19499	No
98	GOM_NL__2PRFIN20051122_075420_000000342042_00407_19499_8691.N1	22-NOV-2005 07:54:20	Bright	33.500	180	27Gam Boo	3.0400	8000.0	67	19499	No
99	GOM_NL__2PRFIN20051122_075949_000000342042_00407_19499_8692.N1	22-NOV-2005 07:59:49	Bright	33.500	3	16Alp Boo	-0.050000	4250.0	67	19499	No
100	GOM_NL__2PRFIN20051122_080305_000000362042_00407_19499_8693.N1	22-NOV-2005 08:03:05	Bright	36.000	138	47Eps Vir	2.8280	4700.0	72	19499	No
101	GOM_NL__2PRFIN20051122_081137_000000422042_00407_19499_8694.N1	22-NOV-2005 08:11:37	Tw_i_and_stray	41.500	163	7Del Crv	2.9450	11000.	83	19499	No

102	GOM_NL__2PRFIN20051122_081319_000000432042_00407_19499_8695.N1	22-NOV-2005 08:13:19	Twilight	42.500	106	9Bet Crv	2.6480	5600.0	85	19499	No
103	GOM_NL__2PRFIN20051122_081944_000000412042_00407_19499_8696.N1	22-NOV-2005 08:19:44	Dark	40.500	64	Gam Cen	2.2000	10600.	81	19499	No
104	GOM_NL__2PRFIN20051122_082222_000000412042_00407_19499_8697.N1	22-NOV-2005 08:22:22	Dark	40.500	20	Bet Cru	1.2530	30000.	81	19499	No
105	GOM_NL__2PRFIN20051122_082331_000000442042_00408_19500_8697.N1	22-NOV-2005 08:23:31	Dark	44.000	12	Alp1Cru	0.77500	30000.	88	19500	No
106	GOM_NL__2PRFIN20051122_082553_000000382042_00408_19500_8698.N1	22-NOV-2005 08:25:53	Dark	38.000	124	The Car	2.7640	30000.	76	19500	No
107	GOM_NL__2PRFIN20051122_082845_000000392042_00408_19500_8699.N1	22-NOV-2005 08:28:45	Dark	38.500	29	Bet Car	1.6720	10200.	77	19500	No
108	GOM_NL__2PRFIN20051122_084344_000000362042_00408_19500_8700.N1	22-NOV-2005 08:43:44	Straylight	36.000	157	The1Eri	2.9060	9300.0	72	19500	No
109	GOM_NL__2PRFIN20051122_085616_000000432042_00408_19500_8701.N1	22-NOV-2005 08:56:16	Twi_and_stray	43.000	94	92Alp Cet	2.5260	3100.0	86	19500	No
110	GOM_NL__2PRFIN20051122_090118_000000362042_00408_19500_8702.N1	22-NOV-2005 09:01:18	Bright	36.000	105	6Bet Ari	2.6450	8900.0	72	19500	No
111	GOM_NL__2PRFIN20051122_090508_000000352042_00408_19500_8703.N1	22-NOV-2005 09:05:08	Bright	35.000	173	4Bet Tri	3.0040	8900.0	70	19500	No
112	GOM_NL__2PRFIN20051122_090712_000000362042_00408_19500_8704.N1	22-NOV-2005 09:07:12	Bright	35.500	73	57Gam1And	2.2600	13100.	71	19500	No
113	GOM_NL__2PRFIN20051122_091153_000000372042_00408_19500_8705.N1	22-NOV-2005 09:11:53	Bright	36.500	68	18Alp Cas	2.2250	4500.0	73	19500	No
114	GOM_NL__2PRFIN20051122_091305_000000352042_00408_19500_8706.N1	22-NOV-2005 09:13:05	Bright	35.000	74	11Bet Cas	2.2680	6600.0	70	19500	No
115	GOM_NL__2PRFIN20051122_092024_000000372042_00408_19500_8707.N1	22-NOV-2005 09:20:24	Bright	36.500	49	1Alp UMi	1.9900	6300.0	73	19500	No
116	GOM_NL__2PRFIN20051122_092456_000000362042_00408_19500_8708.N1	22-NOV-2005 09:24:56	Bright	35.500	60	7Bet UMi	2.0810	3950.0	71	19500	No
117	GOM_NL__2PRFIN20051122_093042_000000342042_00408_19500_8709.N1	22-NOV-2005 09:30:42	Bright	34.000	55	79Zet UMa	2.0600	10200.	68	19500	No
118	GOM_NL__2PRFIN20051122_093213_000000372042_00408_19500_8710.N1	22-NOV-2005 09:32:13	Bright	36.500	39	85Eta UMa	1.8540	24000.	73	19500	No
119	GOM_NL__2PRFIN20051122_093456_000000342042_00408_19500_8711.N1	22-NOV-2005 09:34:56	Bright	33.500	180	27Gam Boo	3.0400	8000.0	67	19500	No
120	GOM_NL__2PRFIN20051122_094025_000000342042_00408_19500_8712.N1	22-NOV-2005 09:40:25	Bright	33.500	3	16Alp Boo	-0.050000	4250.0	67	19500	No
121	GOM_NL__2PRFIN20051122_094342_000000362042_00408_19500_8713.N1	22-NOV-2005 09:43:42	Bright	35.500	138	47Eps Vir	2.8280	4700.0	71	19500	No
122	GOM_NL__2PRFIN20051122_095213_000000262042_00408_19500_8714.N1	22-NOV-2005 09:52:13	Twi_and_stray	26.000	163	7Del Crv	2.9450	11000.	52	19500	No
123	GOM_NL__2PRFIN20051122_095355_000000432042_00408_19500_8715.N1	22-NOV-2005 09:53:55	Twilight	43.000	106	9Bet Crv	2.6480	5600.0	86	19500	No
124	GOM_NL__2PRFIN20051122_100020_000000402042_00408_19500_8716.N1	22-NOV-2005 10:00:20	Dark	39.500	64	Gam Cen	2.2000	10600.	79	19500	No
125	GOM_NL__2PRFIN20051122_100258_000000372042_00408_19500_8717.N1	22-NOV-2005 10:02:58	Dark	37.000	20	Bet Cru	1.2530	30000.	74	19500	No
126	GOM_NL__2PRFIN20051122_100630_000000372042_00409_19501_8697.N1	22-NOV-2005 10:06:30	Dark	37.000	124	The Car	2.7640	30000.	74	19501	No
127	GOM_NL__2PRFIN20051122_100921_000000392042_00409_19501_8698.N1	22-NOV-2005 10:09:21	Dark	38.500	29	Bet Car	1.6720	10200.	77	19501	No
128	GOM_NL__2PRFIN20051122_102420_000000372042_00409_19501_8699.N1	22-NOV-2005 10:24:20	Straylight	36.500	157	The1Eri	2.9060	9300.0	73	19501	No
129	GOM_NL__2PRFIN20051122_103652_000000402042_00409_19501_8700.N1	22-NOV-2005 10:36:52	Twi_and_stray	40.000	94	92Alp Cet	2.5260	3100.0	80	19501	No
130	GOM_NL__2PRFIN20051122_104154_000000352042_00409_19501_8701.N1	22-NOV-2005 10:41:54	Bright	35.000	105	6Bet Ari	2.6450	8900.0	70	19501	No
131	GOM_NL__2PRFIN20051122_104544_000000362042_00409_19501_8702.N1	22-NOV-2005 10:45:44	Bright	35.500	173	4Bet Tri	3.0040	8900.0	71	19501	No
132	GOM_NL__2PRFIN20051122_104747_000000372042_00409_19501_8703.N1	22-NOV-2005 10:47:47	Bright	37.000	73	57Gam1And	2.2600	13100.	74	19501	No
133	GOM_NL__2PRFIN20051122_105229_000000342042_00409_19501_8704.N1	22-NOV-2005 10:52:29	Bright	34.000	68	18Alp Cas	2.2250	4500.0	68	19501	No
134	GOM_NL__2PRFIN20051122_105341_000000352042_00409_19501_8705.N1	22-NOV-2005 10:53:41	Bright	35.000	74	11Bet Cas	2.2680	6600.0	70	19501	No
135	GOM_NL__2PRFIN20051122_110100_000000372042_00409_19501_8706.N1	22-NOV-2005 11:01:00	Bright	36.500	49	1Alp UMi	1.9900	6300.0	73	19501	No
136	GOM_NL__2PRFIN20051122_110532_000000352042_00409_19501_8707.N1	22-NOV-2005 11:05:32	Bright	34.500	60	7Bet UMi	2.0810	3950.0	69	19501	No
137	GOM_NL__2PRFIN20051122_111118_000000352042_00409_19501_8708.N1	22-NOV-2005 11:11:18	Bright	35.000	55	79Zet UMa	2.0600	10200.	70	19501	No
138	GOM_NL__2PRFIN20051122_111249_000000342042_00409_19501_8709.N1	22-NOV-2005 11:12:49	Bright	33.500	39	85Eta UMa	1.8540	24000.	67	19501	No
139	GOM_NL__2PRFIN20051122_111533_000000352042_00409_19501_8710.N1	22-NOV-2005 11:15:33	Bright	34.500	180	27Gam Boo	3.0400	8000.0	69	19501	No
140	GOM_NL__2PRFIN20051122_112101_000000332042_00409_19501_8711.N1	22-NOV-2005 11:21:01	Bright	33.000	3	16Alp Boo	-0.050000	4250.0	66	19501	No
141	GOM_NL__2PRFIN20051122_112418_000000362042_00409_19501_8712.N1	22-NOV-2005 11:24:18	Bright	36.000	138	47Eps Vir	2.8280	4700.0	72	19501	No
142	GOM_NL__2PRFIN20051122_113250_000000262042_00409_19501_8713.N1	22-NOV-2005 11:32:50	Twi_and_stray	26.000	163	7Del Crv	2.9450	11000.	52	19501	No
143	GOM_NL__2PRFIN20051122_113432_000000402042_00409_19501_8714.N1	22-NOV-2005 11:34:32	Twilight	39.500	106	9Bet Crv	2.6480	5600.0	79	19501	No
144	GOM_NL__2PRFIN20051122_114056_000000382042_00409_19501_8715.N1	22-NOV-2005 11:40:56	Dark	38.000	64	Gam Cen	2.2000	10600.	76	19501	No
145	GOM_NL__2PRFIN20051122_114334_000000422042_00409_19501_8716.N1	22-NOV-2005 11:43:34	Dark	42.000	20	Bet Cru	1.2530	30000.	84	19501	No
146	GOM_NL__2PRFIN20051122_114706_000000372042_00410_19502_8697.N1	22-NOV-2005 11:47:06	Dark	36.500	124	The Car	2.7640	30000.	73	19502	No
147	GOM_NL__2PRFIN20051122_114957_000000392042_00410_19502_8698.N1	22-NOV-2005 11:49:57	Dark	38.500	29	Bet Car	1.6720	10200.	77	19502	No
148	GOM_NL__2PRFIN20051122_120456_000000362042_00410_19502_8699.N1	22-NOV-2005 12:04:56	Straylight	36.000	157	The1Eri	2.9060	9300.0	72	19502	No
149	GOM_NL__2PRFIN20051122_121728_000000472042_00410_19502_8700.N1	22-NOV-2005 12:17:28	Twi_and_stray	46.500	94	92Alp Cet	2.5260	3100.0	93	19502	No
150	GOM_NL__2PRFIN20051122_122230_000000362042_00410_19502_8701.N1	22-NOV-2005 12:22:30	Bright	36.000	105	6Bet Ari	2.6450	8900.0	72	19502	No
151	GOM_NL__2PRFIN20051122_122619_000000352042_00410_19502_8702.N1	22-NOV-2005 12:26:19	Bright	34.500	173	4Bet Tri	3.0040	8900.0	69	19502	No
152	GOM_NL__2PRFIN20051122_122823_000000362042_00410_19502_8703.N1	22-NOV-2005 12:28:23	Bright	36.000	73	57Gam1And	2.2600	13100.	72	19502	No
153	GOM_NL__2PRFIN20051122_123305_000000352042_00410_19502_8704.N1	22-NOV-2005 12:33:05	Bright	35.000	68	18Alp Cas	2.2250	4500.0	70	19502	No
154	GOM_NL__2PRFIN20051122_123417_000000342042_00410_19502_8705.N1	22-NOV-2005 12:34:17	Bright	33.500	74	11Bet Cas	2.2680	6600.0	67	19502	No
155	GOM_NL__2PRFIN20051122_124136_000000362042_00410_19502_8706.N1	22-NOV-2005 12:41:36	Bright	36.000	49	1Alp UMi	1.9900	6300.0	72	19502	No
156	GOM_NL__2PRFIN20051122_124608_000000362042_00410_19502_8707.N1	22-NOV-2005 12:46:08	Bright	35.500	60	7Bet UMi	2.0810	3950.0	71	19502	No
157	GOM_NL__2PRFIN20051122_125153_000000382042_00410_19502_8708.N1	22-NOV-2005 12:51:53	Bright	37.500	55	79Zet UMa	2.0600	10200.	75	19502	No
158	GOM_NL__2PRFIN20051122_125325_000000362042_00410_19502_8709.N1	22-NOV-2005 12:53:25	Bright	35.500	39	85Eta UMa	1.8540	24000.	71	19502	No
159	GOM_NL__2PRFIN20051122_125609_000000352042_00410_19502_8710.N1	22-NOV-2005 12:56:09	Bright	34.500	180	27Gam Boo	3.0400	8000.0	69	19502	No
160	GOM_NL__2PRFIN20051122_130137_000000332042_00410_19502_8711.N1	22-NOV-2005 13:01:37	Bright	33.000	3	16Alp Boo	-0.050000	4250.0	66	19502	No



161	GOM_NL__2PRFIN20051122_130454_000000362042_00410_19502_8712.N1	22-NOV-2005 13:04:54	Bright	35.500	138	47Eps Vir	2.8280	4700.0	71	19502	No
162	GOM_NL__2PRFIN20051122_131326_000000092042_00410_19502_8713.N1	22-NOV-2005 13:13:26	Straylight	9.0000	163	7Del Crv	2.9450	11000.	18	19502	No
163	GOM_NL__2PRFIN20051122_131508_000000432042_00410_19502_8714.N1	22-NOV-2005 13:15:08	Twilight	43.000	106	9Bet Crv	2.6480	5600.0	86	19502	No
164	GOM_NL__2PRFIN20051122_132132_000000392042_00410_19502_8715.N1	22-NOV-2005 13:21:32	Dark	38.500	64	Gam Cen	2.2000	10600.	77	19502	No
165	GOM_NL__2PRFIN20051122_132410_000000402042_00410_19502_8716.N1	22-NOV-2005 13:24:10	Dark	40.000	20	Bet Cru	1.2530	30000.	80	19502	No
166	GOM_NL__2PRFIN20051122_132519_000000392042_00411_19503_8697.N1	22-NOV-2005 13:25:19	Dark	38.500	12	Alp1Cru	0.77500	30000.	77	19503	No
167	GOM_NL__2PRFIN20051122_132742_000000372042_00411_19503_8698.N1	22-NOV-2005 13:27:42	Dark	37.000	124	The Car	2.7640	30000.	74	19503	No
168	GOM_NL__2PRFIN20051122_133034_000000382042_00411_19503_8699.N1	22-NOV-2005 13:30:34	Dark	38.000	29	Bet Car	1.6720	10200.	76	19503	No
169	GOM_NL__2PRFIN20051122_134532_000000382042_00411_19503_8700.N1	22-NOV-2005 13:45:32	Straylight	38.000	157	The1Eri	2.9060	9300.0	76	19503	No
170	GOM_NL__2PRFIN20051122_135804_000000472042_00411_19503_8701.N1	22-NOV-2005 13:58:04	Twi_and_stray	46.500	94	92Alp Cet	2.5260	3100.0	93	19503	No
171	GOM_NL__2PRFIN20051122_140306_000000372042_00411_19503_8702.N1	22-NOV-2005 14:03:06	Bright	36.500	105	6Bet Ari	2.6450	8900.0	73	19503	No
172	GOM_NL__2PRFIN20051122_140655_000000352042_00411_19503_8703.N1	22-NOV-2005 14:06:55	Bright	34.500	173	4Bet Tri	3.0040	8900.0	69	19503	No
173	GOM_NL__2PRFIN20051122_140859_000000362042_00411_19503_8704.N1	22-NOV-2005 14:08:59	Bright	35.500	73	57Gam1And	2.2600	13100.	71	19503	No
174	GOM_NL__2PRFIN20051122_141342_000000362042_00411_19503_8705.N1	22-NOV-2005 14:13:42	Bright	35.500	68	18Alp Cas	2.2250	4500.0	71	19503	No
175	GOM_NL__2PRFIN20051122_141453_000000362042_00411_19503_8706.N1	22-NOV-2005 14:14:53	Bright	36.000	74	11Bet Cas	2.2680	6600.0	72	19503	No
176	GOM_NL__2PRFIN20051122_142212_000000362042_00411_19503_8707.N1	22-NOV-2005 14:22:12	Bright	35.500	49	1Alp UMi	1.9900	6300.0	71	19503	No
177	GOM_NL__2PRFIN20051122_142644_000000362042_00411_19503_8708.N1	22-NOV-2005 14:26:44	Bright	36.000	60	7Bet UMi	2.0810	3950.0	72	19503	No
178	GOM_NL__2PRFIN20051122_143229_000000372042_00411_19503_8709.N1	22-NOV-2005 14:32:29	Bright	37.000	55	79Zet UMa	2.0600	10200.	74	19503	No
179	GOM_NL__2PRFIN20051122_143401_000000372042_00411_19503_8710.N1	22-NOV-2005 14:34:01	Bright	37.000	39	85Eta UMa	1.8540	24000.	74	19503	No
180	GOM_NL__2PRFIN20051122_143645_000000512042_00411_19503_8711.N1	22-NOV-2005 14:36:45	Bright	51.000	180	27Gam Boo	3.0400	8000.0	102	19503	No
181	GOM_NL__2PRFIN20051122_144213_000000342042_00411_19503_8712.N1	22-NOV-2005 14:42:13	Bright	33.500	3	16Alp Boo	-0.050000	4250.0	67	19503	No
182	GOM_NL__2PRFIN20051122_144530_000000362042_00411_19503_8713.N1	22-NOV-2005 14:45:30	Bright	36.000	138	47Eps Vir	2.8280	4700.0	72	19503	No
183	GOM_NL__2PRFIN20051122_145403_000000092042_00411_19503_8714.N1	22-NOV-2005 14:54:03	Straylight	9.0000	163	7Del Crv	2.9450	11000.	18	19503	No
184	GOM_NL__2PRFIN20051122_145545_000000442042_00411_19503_8715.N1	22-NOV-2005 14:55:45	Twilight	44.000	106	9Bet Crv	2.6480	5600.0	88	19503	No
185	GOM_NL__2PRFIN20051122_150208_000000382042_00411_19503_8716.N1	22-NOV-2005 15:02:08	Dark	37.500	64	Gam Cen	2.2000	10600.	75	19503	No
186	GOM_NL__2PRFIN20051122_150446_000000472042_00411_19503_8717.N1	22-NOV-2005 15:04:46	Dark	47.000	20	Bet Cru	1.2530	30000.	94	19503	No
187	GOM_NL__2PRFIN20051122_150555_000000482042_00412_19504_8697.N1	22-NOV-2005 15:05:55	Dark	47.500	12	Alp1Cru	0.77500	30000.	95	19504	No
188	GOM_NL__2PRFIN20051122_150818_000000372042_00412_19504_8698.N1	22-NOV-2005 15:08:18	Dark	36.500	124	The Car	2.7640	30000.	73	19504	No
189	GOM_NL__2PRFIN20051122_151110_000000402042_00412_19504_8699.N1	22-NOV-2005 15:11:10	Dark	40.000	29	Bet Car	1.6720	10200.	80	19504	No
190	GOM_NL__2PRFIN20051122_152609_000000392042_00412_19504_8700.N1	22-NOV-2005 15:26:09	Straylight	39.000	157	The1Eri	2.9060	9300.0	78	19504	No
191	GOM_NL__2PRFIN20051122_153840_000000472042_00412_19504_8701.N1	22-NOV-2005 15:38:40	Twi_and_stray	46.500	94	92Alp Cet	2.5260	3100.0	93	19504	No
192	GOM_NL__2PRFIN20051122_154342_000000362042_00412_19504_8702.N1	22-NOV-2005 15:43:42	Bright	36.000	105	6Bet Ari	2.6450	8900.0	72	19504	No
193	GOM_NL__2PRFIN20051122_154731_000000342042_00412_19504_8703.N1	22-NOV-2005 15:47:31	Bright	34.000	173	4Bet Tri	3.0040	8900.0	68	19504	No
194	GOM_NL__2PRFIN20051122_154935_000000372042_00412_19504_8704.N1	22-NOV-2005 15:49:35	Bright	36.500	73	57Gam1And	2.2600	13100.	73	19504	No
195	GOM_NL__2PRFIN20051122_155418_000000372042_00412_19504_8705.N1	22-NOV-2005 15:54:18	Bright	36.500	68	18Alp Cas	2.2250	4500.0	73	19504	No
196	GOM_NL__2PRFIN20051122_155530_000000372042_00412_19504_8706.N1	22-NOV-2005 15:55:30	Bright	36.500	74	11Bet Cas	2.2680	6600.0	73	19504	No
197	GOM_NL__2PRFIN20051122_160248_000000352042_00412_19504_8707.N1	22-NOV-2005 16:02:48	Bright	34.500	49	1Alp UMi	1.9900	6300.0	69	19504	No
198	GOM_NL__2PRFIN20051122_160720_000000362042_00412_19504_8708.N1	22-NOV-2005 16:07:20	Bright	36.000	60	7Bet UMi	2.0810	3950.0	72	19504	No
199	GOM_NL__2PRFIN20051122_161305_000000352042_00412_19504_8709.N1	22-NOV-2005 16:13:05	Bright	35.000	55	79Zet UMa	2.0600	10200.	70	19504	No
200	GOM_NL__2PRFIN20051122_161437_000000332042_00412_19504_8710.N1	22-NOV-2005 16:14:37	Bright	32.500	39	85Eta UMa	1.8540	24000.	65	19504	No
201	GOM_NL__2PRFIN20051122_161721_000000322042_00412_19504_8711.N1	22-NOV-2005 16:17:21	Bright	32.000	180	27Gam Boo	3.0400	8000.0	64	19504	No
202	GOM_NL__2PRFIN20051122_162249_000000332042_00412_19504_8712.N1	22-NOV-2005 16:22:49	Bright	33.000	3	16Alp Boo	-0.050000	4250.0	66	19504	No
203	GOM_NL__2PRFIN20051122_162606_000000372042_00412_19504_8713.N1	22-NOV-2005 16:26:06	Bright	36.500	138	47Eps Vir	2.8280	4700.0	73	19504	No
204	GOM_NL__2PRFIN20051122_163621_000000452042_00412_19504_8714.N1	22-NOV-2005 16:36:21	Twilight	44.500	106	9Bet Crv	2.6480	5600.0	89	19504	No
205	GOM_NL__2PRFIN20051122_164245_000000392042_00412_19504_8715.N1	22-NOV-2005 16:42:45	Dark	39.000	64	Gam Cen	2.2000	10600.	78	19504	No
206	GOM_NL__2PRFIN20051122_164523_000000422042_00412_19504_8716.N1	22-NOV-2005 16:45:23	Dark	42.000	20	Bet Cru	1.2530	30000.	84	19504	No
207	GOM_NL__2PRFIN20051122_164632_000000402042_00413_19505_8697.N1	22-NOV-2005 16:46:32	Dark	40.000	12	Alp1Cru	0.77500	30000.	80	19505	No
208	GOM_NL__2PRFIN20051122_164855_000000372042_00413_19505_8698.N1	22-NOV-2005 16:48:55	Dark	36.500	124	The Car	2.7640	30000.	73	19505	No
209	GOM_NL__2PRFIN20051122_165146_000000432042_00413_19505_8699.N1	22-NOV-2005 16:51:46	Dark	42.500	29	Bet Car	1.6720	10200.	85	19505	No
210	GOM_NL__2PRFIN20051122_170645_000000402042_00413_19505_8700.N1	22-NOV-2005 17:06:45	Straylight	39.500	157	The1Eri	2.9060	9300.0	79	19505	No
211	GOM_NL__2PRFIN20051122_171916_000000442042_00413_19505_8701.N1	22-NOV-2005 17:19:16	Twi_and_stray	44.000	94	92Alp Cet	2.5260	3100.0	88	19505	No
212	GOM_NL__2PRFIN20051122_172418_000000372042_00413_19505_8702.N1	22-NOV-2005 17:24:18	Bright	36.500	105	6Bet Ari	2.6450	8900.0	73	19505	No
213	GOM_NL__2PRFIN20051122_172807_000000352042_00413_19505_8703.N1	22-NOV-2005 17:28:07	Bright	35.000	173	4Bet Tri	3.0040	8900.0	70	19505	No
214	GOM_NL__2PRFIN20051122_173011_000000372042_00413_19505_8704.N1	22-NOV-2005 17:30:11	Bright	37.000	73	57Gam1And	2.2600	13100.	74	19505	No
215	GOM_NL__2PRFIN20051122_173454_000000372042_00413_19505_8705.N1	22-NOV-2005 17:34:54	Bright	36.500	68	18Alp Cas	2.2250	4500.0	73	19505	No
216	GOM_NL__2PRFIN20051122_173606_000000372042_00413_19505_8706.N1	22-NOV-2005 17:36:06	Bright	37.000	74	11Bet Cas	2.2680	6600.0	74	19505	No
217	GOM_NL__2PRFIN20051122_174324_000000362042_00413_19505_8707.N1	22-NOV-2005 17:43:24	Bright	36.000	49	1Alp UMi	1.9900	6300.0	72	19505	No
218	GOM_NL__2PRFIN20051122_174756_000000382042_00413_19505_8708.N1	22-NOV-2005 17:47:56	Bright	38.000	60	7Bet UMi	2.0810	3950.0	76	19505	No
219	GOM_NL__2PRFIN20051122_175341_000000382042_00413_19505_8709.N1	22-NOV-2005 17:53:41	Bright	37.500	55	79Zet UMa	2.0600	10200.	75	19505	No

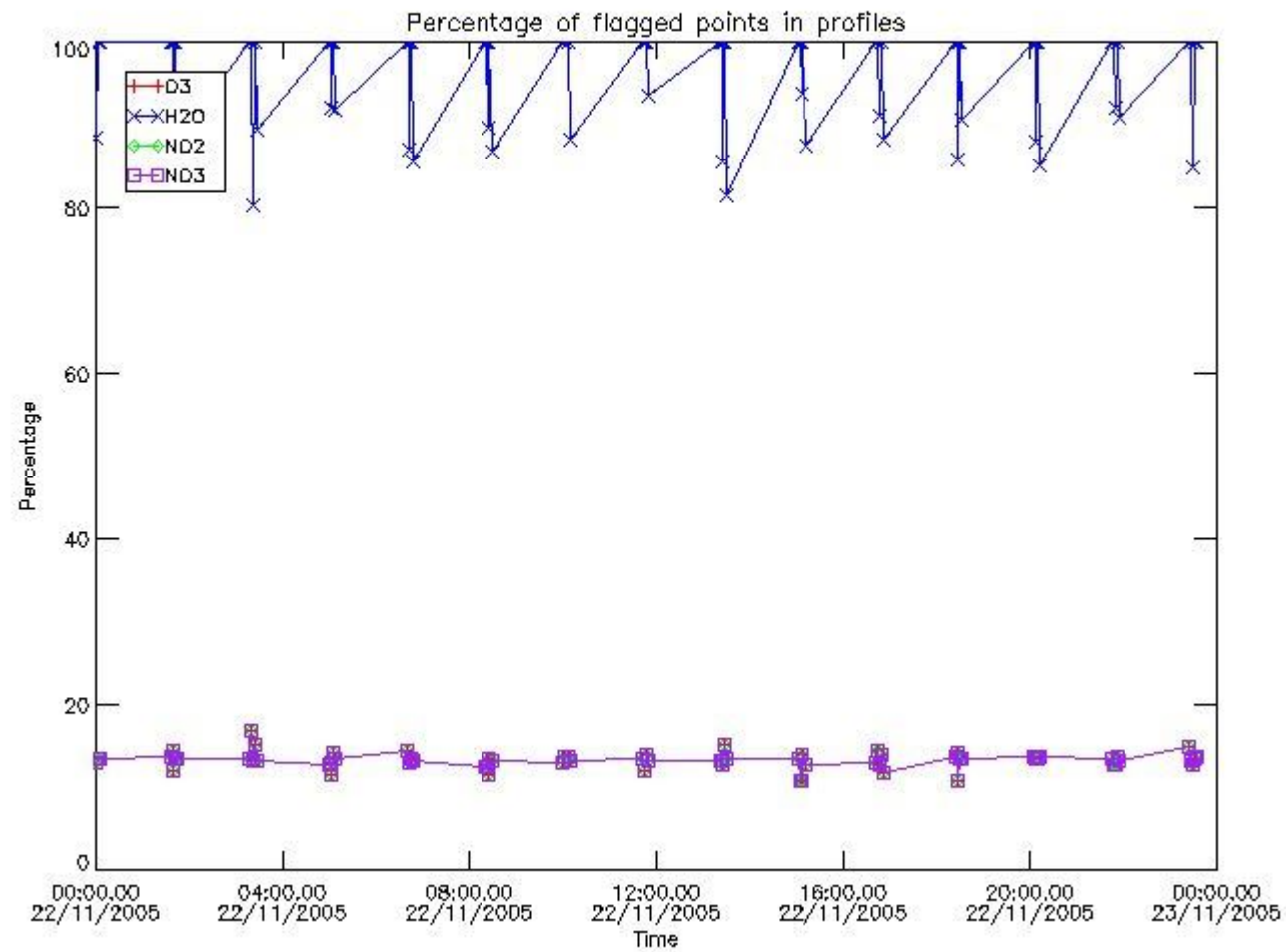
220	GOM_NL__2PRFIN20051122_175513_000000362042_00413_19505_8710.N1	22-NOV-2005 17:55:13	Bright	36.000	39	85Eta UMa	1.8540	24000.	72	19505	No
221	GOM_NL__2PRFIN20051122_175757_000000342042_00413_19505_8711.N1	22-NOV-2005 17:57:57	Bright	33.500	180	27Gam Boo	3.0400	8000.0	67	19505	No
222	GOM_NL__2PRFIN20051122_180326_000000342042_00413_19505_8712.N1	22-NOV-2005 18:03:26	Bright	33.500	3	16Alp Boo	-0.050000	4250.0	67	19505	No
223	GOM_NL__2PRFIN20051122_180643_000000502042_00413_19505_8713.N1	22-NOV-2005 18:06:43	Bright	49.500	138	47Eps Vir	2.8280	4700.0	99	19505	No
224	GOM_NL__2PRFIN20051122_181658_000000452042_00413_19505_8714.N1	22-NOV-2005 18:16:58	Twilight	44.500	106	9Bet Crv	2.6480	5600.0	89	19505	No
225	GOM_NL__2PRFIN20051122_182321_000000372042_00413_19505_8715.N1	22-NOV-2005 18:23:21	Dark	37.000	64	Gam Cen	2.2000	10600.	74	19505	No
226	GOM_NL__2PRFIN20051122_182559_000000402042_00413_19505_8716.N1	22-NOV-2005 18:25:59	Dark	39.500	20	Bet Cru	1.2530	30000.	79	19505	No
227	GOM_NL__2PRFIN20051122_182708_000000472042_00414_19506_8697.N1	22-NOV-2005 18:27:08	Dark	46.500	12	Alp1Cru	0.77500	30000.	93	19506	No
228	GOM_NL__2PRFIN20051122_182931_000000382042_00414_19506_8698.N1	22-NOV-2005 18:29:31	Dark	37.500	124	The Car	2.7640	30000.	75	19506	No
229	GOM_NL__2PRFIN20051122_183223_000000382042_00414_19506_8699.N1	22-NOV-2005 18:32:23	Dark	37.500	29	Bet Car	1.6720	10200.	75	19506	No
230	GOM_NL__2PRFIN20051122_184721_000000382042_00414_19506_8700.N1	22-NOV-2005 18:47:21	Straylight	37.500	157	The1Eri	2.9060	9300.0	75	19506	No
231	GOM_NL__2PRFIN20051122_185952_000000462042_00414_19506_8701.N1	22-NOV-2005 18:59:52	Tw_i_and_stray	45.500	94	92Alp Cet	2.5260	3100.0	91	19506	No
232	GOM_NL__2PRFIN20051122_190454_000000362042_00414_19506_8702.N1	22-NOV-2005 19:04:54	Bright	36.000	105	6Bet Ari	2.6450	8900.0	72	19506	No
233	GOM_NL__2PRFIN20051122_190844_000000342042_00414_19506_8703.N1	22-NOV-2005 19:08:44	Bright	34.000	173	4Bet Tri	3.0040	8900.0	68	19506	No
234	GOM_NL__2PRFIN20051122_191047_000000362042_00414_19506_8704.N1	22-NOV-2005 19:10:47	Bright	35.500	73	57Gam1And	2.2600	13100.	71	19506	No
235	GOM_NL__2PRFIN20051122_191530_000000392042_00414_19506_8705.N1	22-NOV-2005 19:15:30	Bright	38.500	68	18Alp Cas	2.2250	4500.0	77	19506	No
236	GOM_NL__2PRFIN20051122_191642_000000372042_00414_19506_8706.N1	22-NOV-2005 19:16:42	Bright	36.500	74	11Bet Cas	2.2680	6600.0	73	19506	No
237	GOM_NL__2PRFIN20051122_192400_000000362042_00414_19506_8707.N1	22-NOV-2005 19:24:00	Bright	36.000	49	1Alp UMi	1.9900	6300.0	72	19506	No
238	GOM_NL__2PRFIN20051122_192832_000000372042_00414_19506_8708.N1	22-NOV-2005 19:28:32	Bright	37.000	60	7Bet UMi	2.0810	3950.0	74	19506	No
239	GOM_NL__2PRFIN20051122_193417_000000342042_00414_19506_8709.N1	22-NOV-2005 19:34:17	Bright	34.000	55	79Zet UMa	2.0600	10200.	68	19506	No
240	GOM_NL__2PRFIN20051122_193549_000000342042_00414_19506_8710.N1	22-NOV-2005 19:35:49	Bright	33.500	39	85Eta UMa	1.8540	24000.	67	19506	No
241	GOM_NL__2PRFIN20051122_193833_000000332042_00414_19506_8711.N1	22-NOV-2005 19:38:33	Bright	33.000	180	27Gam Boo	3.0400	8000.0	66	19506	No
242	GOM_NL__2PRFIN20051122_194402_000000342042_00414_19506_8712.N1	22-NOV-2005 19:44:02	Bright	33.500	3	16Alp Boo	-0.050000	4250.0	67	19506	No
243	GOM_NL__2PRFIN20051122_194719_000000372042_00414_19506_8713.N1	22-NOV-2005 19:47:19	Bright	37.000	138	47Eps Vir	2.8280	4700.0	74	19506	No
244	GOM_NL__2PRFIN20051122_195734_000000422042_00414_19506_8714.N1	22-NOV-2005 19:57:34	Twilight	42.000	106	9Bet Crv	2.6480	5600.0	84	19506	No
245	GOM_NL__2PRFIN20051122_200357_000000372042_00414_19506_8715.N1	22-NOV-2005 20:03:57	Dark	37.000	64	Gam Cen	2.2000	10600.	74	19506	No
246	GOM_NL__2PRFIN20051122_200635_000000372042_00414_19506_8716.N1	22-NOV-2005 20:06:35	Dark	37.000	20	Bet Cru	1.2530	30000.	74	19506	No
247	GOM_NL__2PRFIN20051122_200744_000000382042_00415_19507_8697.N1	22-NOV-2005 20:07:44	Dark	37.500	12	Alp1Cru	0.77500	30000.	75	19507	No
248	GOM_NL__2PRFIN20051122_201007_000000382042_00415_19507_8698.N1	22-NOV-2005 20:10:07	Dark	37.500	124	The Car	2.7640	30000.	75	19507	No
249	GOM_NL__2PRFIN20051122_201259_000000372042_00415_19507_8699.N1	22-NOV-2005 20:12:59	Dark	36.500	29	Bet Car	1.6720	10200.	73	19507	No
250	GOM_NL__2PRFIN20051122_202757_000000382042_00415_19507_8700.N1	22-NOV-2005 20:27:57	Straylight	37.500	157	The1Eri	2.9060	9300.0	75	19507	No
251	GOM_NL__2PRFIN20051122_204028_000000442042_00415_19507_8701.N1	22-NOV-2005 20:40:28	Tw_i_and_stray	44.000	94	92Alp Cet	2.5260	3100.0	88	19507	No
252	GOM_NL__2PRFIN20051122_204530_000000372042_00415_19507_8702.N1	22-NOV-2005 20:45:30	Bright	36.500	105	6Bet Ari	2.6450	8900.0	73	19507	No
253	GOM_NL__2PRFIN20051122_204919_000000342042_00415_19507_8703.N1	22-NOV-2005 20:49:19	Bright	34.000	173	4Bet Tri	3.0040	8900.0	68	19507	No
254	GOM_NL__2PRFIN20051122_205123_000000372042_00415_19507_8704.N1	22-NOV-2005 20:51:23	Bright	36.500	73	57Gam1And	2.2600	13100.	73	19507	No
255	GOM_NL__2PRFIN20051122_205606_000000382042_00415_19507_8705.N1	22-NOV-2005 20:56:06	Bright	37.500	68	18Alp Cas	2.2250	4500.0	75	19507	No
256	GOM_NL__2PRFIN20051122_205719_000000382042_00415_19507_8706.N1	22-NOV-2005 20:57:19	Bright	37.500	74	11Bet Cas	2.2680	6600.0	75	19507	No
257	GOM_NL__2PRFIN20051122_210436_000000362042_00415_19507_8707.N1	22-NOV-2005 21:04:36	Bright	35.500	49	1Alp UMi	1.9900	6300.0	71	19507	No
258	GOM_NL__2PRFIN20051122_210908_000000382042_00415_19507_8708.N1	22-NOV-2005 21:09:08	Bright	37.500	60	7Bet UMi	2.0810	3950.0	75	19507	No
259	GOM_NL__2PRFIN20051122_211453_000000382042_00415_19507_8709.N1	22-NOV-2005 21:14:53	Bright	37.500	55	79Zet UMa	2.0600	10200.	75	19507	No
260	GOM_NL__2PRFIN20051122_211625_000000372042_00415_19507_8710.N1	22-NOV-2005 21:16:25	Bright	36.500	39	85Eta UMa	1.8540	24000.	73	19507	No
261	GOM_NL__2PRFIN20051122_211909_000000352042_00415_19507_8711.N1	22-NOV-2005 21:19:09	Bright	35.000	180	27Gam Boo	3.0400	8000.0	70	19507	No
262	GOM_NL__2PRFIN20051122_212438_000000332042_00415_19507_8712.N1	22-NOV-2005 21:24:38	Bright	33.000	3	16Alp Boo	-0.050000	4250.0	66	19507	No
263	GOM_NL__2PRFIN20051122_212755_000000352042_00415_19507_8713.N1	22-NOV-2005 21:27:55	Bright	34.500	138	47Eps Vir	2.8280	4700.0	69	19507	No
264	GOM_NL__2PRFIN20051122_213810_000000472042_00415_19507_8714.N1	22-NOV-2005 21:38:10	Twilight	46.500	106	9Bet Crv	2.6480	5600.0	93	19507	No
265	GOM_NL__2PRFIN20051122_214433_000000382042_00415_19507_8715.N1	22-NOV-2005 21:44:33	Dark	37.500	64	Gam Cen	2.2000	10600.	75	19507	No
266	GOM_NL__2PRFIN20051122_214711_000000442042_00415_19507_8716.N1	22-NOV-2005 21:47:11	Dark	43.500	20	Bet Cru	1.2530	30000.	87	19507	No
267	GOM_NL__2PRFIN20051122_214820_000000442042_00416_19508_8697.N1	22-NOV-2005 21:48:20	Dark	44.000	12	Alp1Cru	0.77500	30000.	88	19508	No
268	GOM_NL__2PRFIN20051122_215044_000000372042_00416_19508_8698.N1	22-NOV-2005 21:50:44	Dark	37.000	124	The Car	2.7640	30000.	74	19508	No
269	GOM_NL__2PRFIN20051122_215335_000000392042_00416_19508_8699.N1	22-NOV-2005 21:53:35	Dark	38.500	29	Bet Car	1.6720	10200.	77	19508	No
270	GOM_NL__2PRFIN20051122_220833_000000392042_00416_19508_8700.N1	22-NOV-2005 22:08:33	Straylight	38.500	157	The1Eri	2.9060	9300.0	77	19508	No
271	GOM_NL__2PRFIN20051122_222103_000000452042_00416_19508_8701.N1	22-NOV-2005 22:21:03	Tw_i_and_stray	44.500	94	92Alp Cet	2.5260	3100.0	89	19508	No
272	GOM_NL__2PRFIN20051122_222606_000000362042_00416_19508_8702.N1	22-NOV-2005 22:26:06	Bright	36.000	105	6Bet Ari	2.6450	8900.0	72	19508	No
273	GOM_NL__2PRFIN20051122_222955_000000352042_00416_19508_8703.N1	22-NOV-2005 22:29:55	Bright	34.500	173	4Bet Tri	3.0040	8900.0	69	19508	No
274	GOM_NL__2PRFIN20051122_223159_000000362042_00416_19508_8704.N1	22-NOV-2005 22:31:59	Bright	35.500	73	57Gam1And	2.2600	13100.	71	19508	No
275	GOM_NL__2PRFIN20051122_223642_000000372042_00416_19508_8705.N1	22-NOV-2005 22:36:42	Bright	36.500	68	18Alp Cas	2.2250	4500.0	73	19508	No
276	GOM_NL__2PRFIN20051122_223755_000000362042_00416_19508_8706.N1	22-NOV-2005 22:37:55	Bright	36.000	74	11Bet Cas	2.2680	6600.0	72	19508	No
277	GOM_NL__2PRFIN20051122_224512_000000372042_00416_19508_8707.N1	22-NOV-2005 22:45:12	Bright	36.500	49	1Alp UMi	1.9900	6300.0	73	19508	No
278	GOM_NL__2PRFIN20051122_224944_000000362042_00416_19508_8708.N1	22-NOV-2005 22:49:44	Bright	35.500	60	7Bet UMi	2.0810	3950.0	71	19508	No

279	GOM_NL__2PRFIN20051122_225529_000000352042_00416_19508_8709.N1	22-NOV-2005 22:55:29	Bright	35.000	55	79Zet UMa	2.0600	10200.	70	19508	No
280	GOM_NL__2PRFIN20051122_225701_000000362042_00416_19508_8710.N1	22-NOV-2005 22:57:01	Bright	36.000	39	85Eta UMa	1.8540	24000.	72	19508	No
281	GOM_NL__2PRFIN20051122_225945_000000322042_00416_19508_8711.N1	22-NOV-2005 22:59:45	Bright	31.500	180	27Gam Boo	3.0400	8000.0	63	19508	No
282	GOM_NL__2PRFIN20051122_230244_000000192042_00416_19508_8712.N1	22-NOV-2005 23:02:44	Twilight	19.000	83		2.3780	11000.	38	19508	No
283	GOM_NL__2PRFIN20051122_230514_000000332042_00416_19508_8713.N1	22-NOV-2005 23:05:14	Bright	32.500	3	16Alp Boo	-0.050000	4250.0	65	19508	No
284	GOM_NL__2PRFIN20051122_230831_000000352042_00416_19508_8714.N1	22-NOV-2005 23:08:31	Bright	35.000	138	47Eps Vir	2.8280	4700.0	70	19508	No
285	GOM_NL__2PRFIN20051122_231847_000000452042_00416_19508_8715.N1	22-NOV-2005 23:18:47	Twilight	44.500	106	9Bet Crv	2.6480	5600.0	89	19508	No
286	GOM_NL__2PRFIN20051122_232509_000000382042_00416_19508_8716.N1	22-NOV-2005 23:25:09	Dark	37.500	64	Gam Cen	2.2000	10600.	75	19508	No
287	GOM_NL__2PRFIN20051122_232747_000000392042_00416_19508_8717.N1	22-NOV-2005 23:27:47	Dark	38.500	20	Bet Cru	1.2530	30000.	77	19508	No
288	GOM_NL__2PRFIN20051122_232856_000000402042_00417_19509_8697.N1	22-NOV-2005 23:28:56	Dark	40.000	12	Alp1Cru	0.77500	30000.	80	19509	No
289	GOM_NL__2PRFIN20051122_233120_000000382042_00417_19509_8698.N1	22-NOV-2005 23:31:20	Dark	38.000	124	The Car	2.7640	30000.	76	19509	No
290	GOM_NL__2PRFIN20051122_233411_000000372042_00417_19509_8699.N1	22-NOV-2005 23:34:11	Dark	37.000	29	Bet Car	1.6720	10200.	74	19509	No
291	GOM_NL__2PRFIN20051122_234909_000000382042_00417_19509_8700.N1	22-NOV-2005 23:49:09	Straylight	38.000	157	The1Eri	2.9060	9300.0	76	19509	No

### 3. Quality information per product

In this section it is plotted some information contained in the Quality Summary data set of the level 2 products. Only products in dark limb conditions and without errors (error flag in the MPH set to "0") are used.

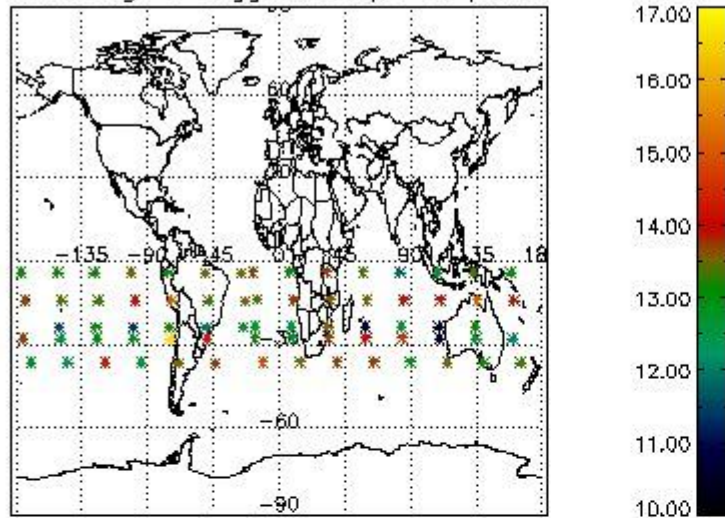
#### 3.1 Plot quality information per product (time dependant)



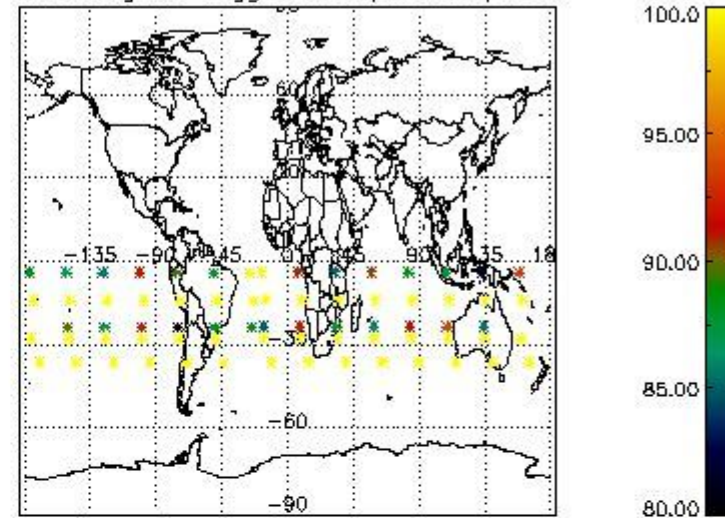
#### 3.2 Plot quality information per product (world map)



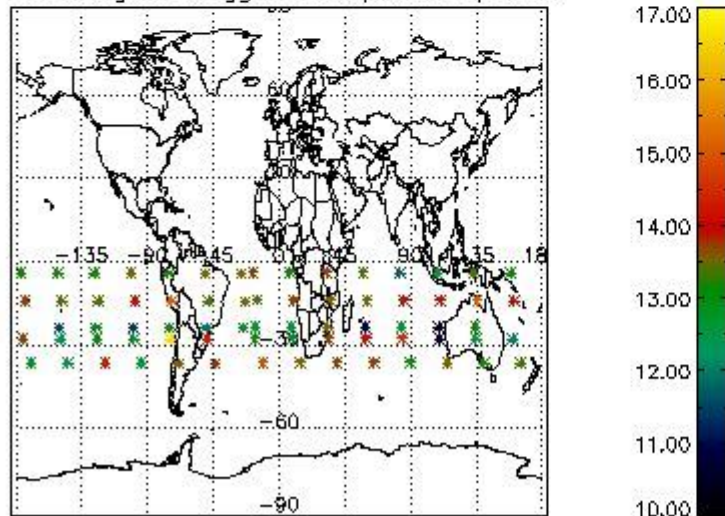
Percentage of flagged data per O3 profile



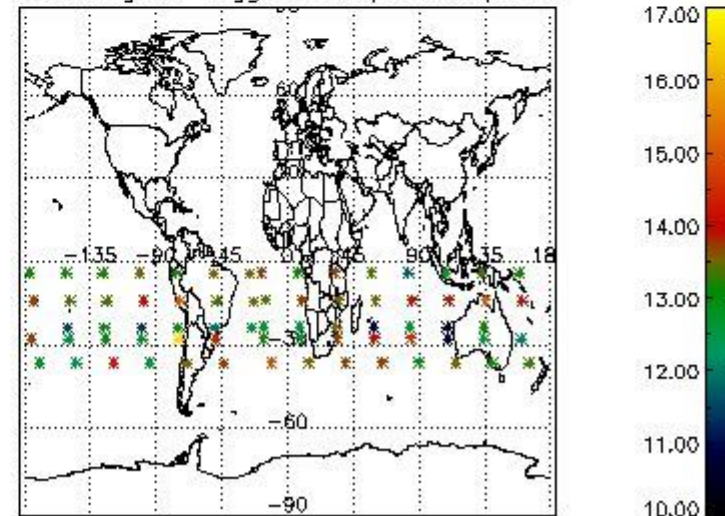
Percentage of flagged data per H2O profile



Percentage of flagged data per NO2 profile



Percentage of flagged data per NO3 profile



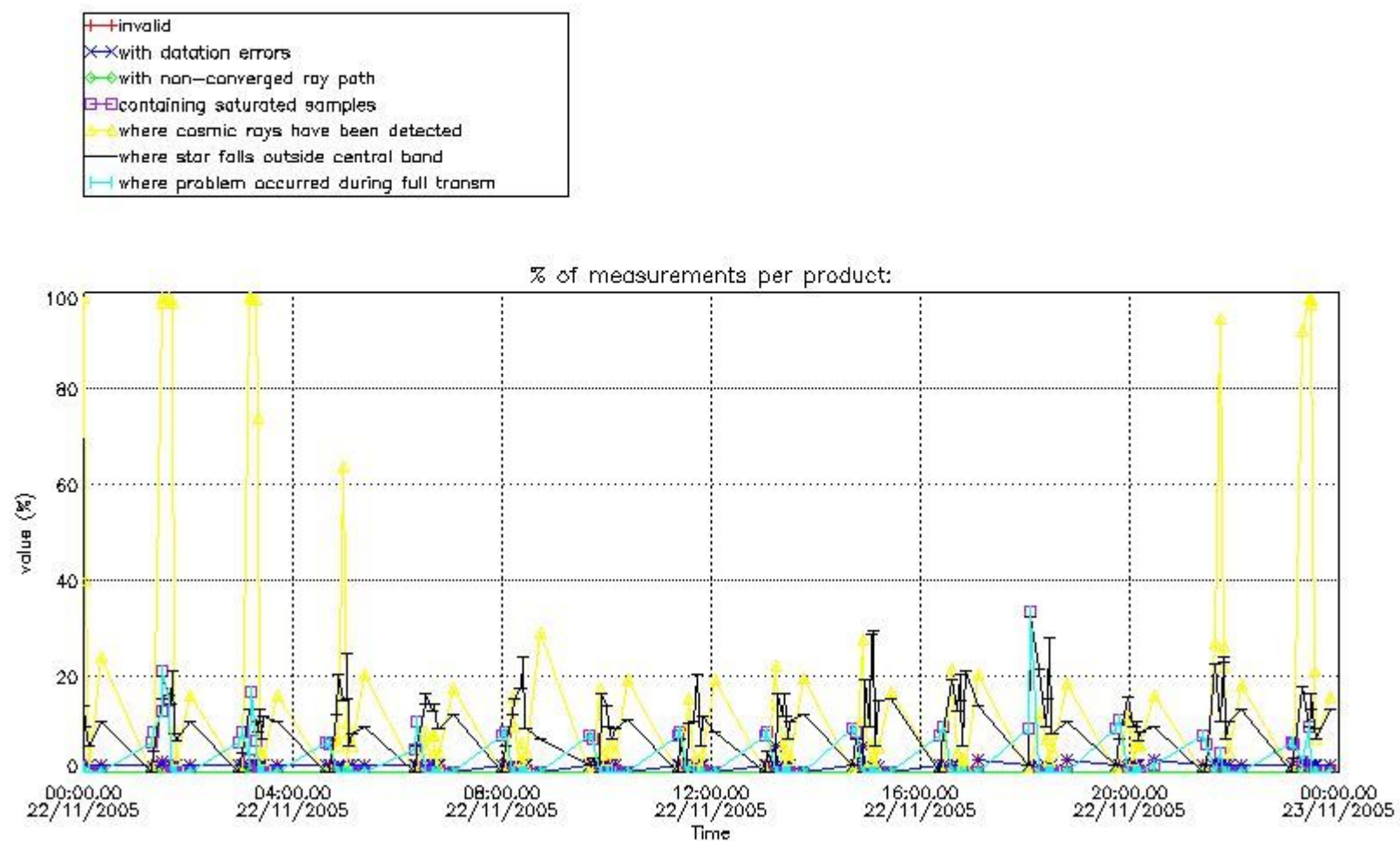
#### 4. Level 1 quality information per product

In this section it is plotted some information contained in the Quality Summary data set of the level 2 products that comes from the level 1b processing. Products without errors (error flag in the MPH set to "0") are used.

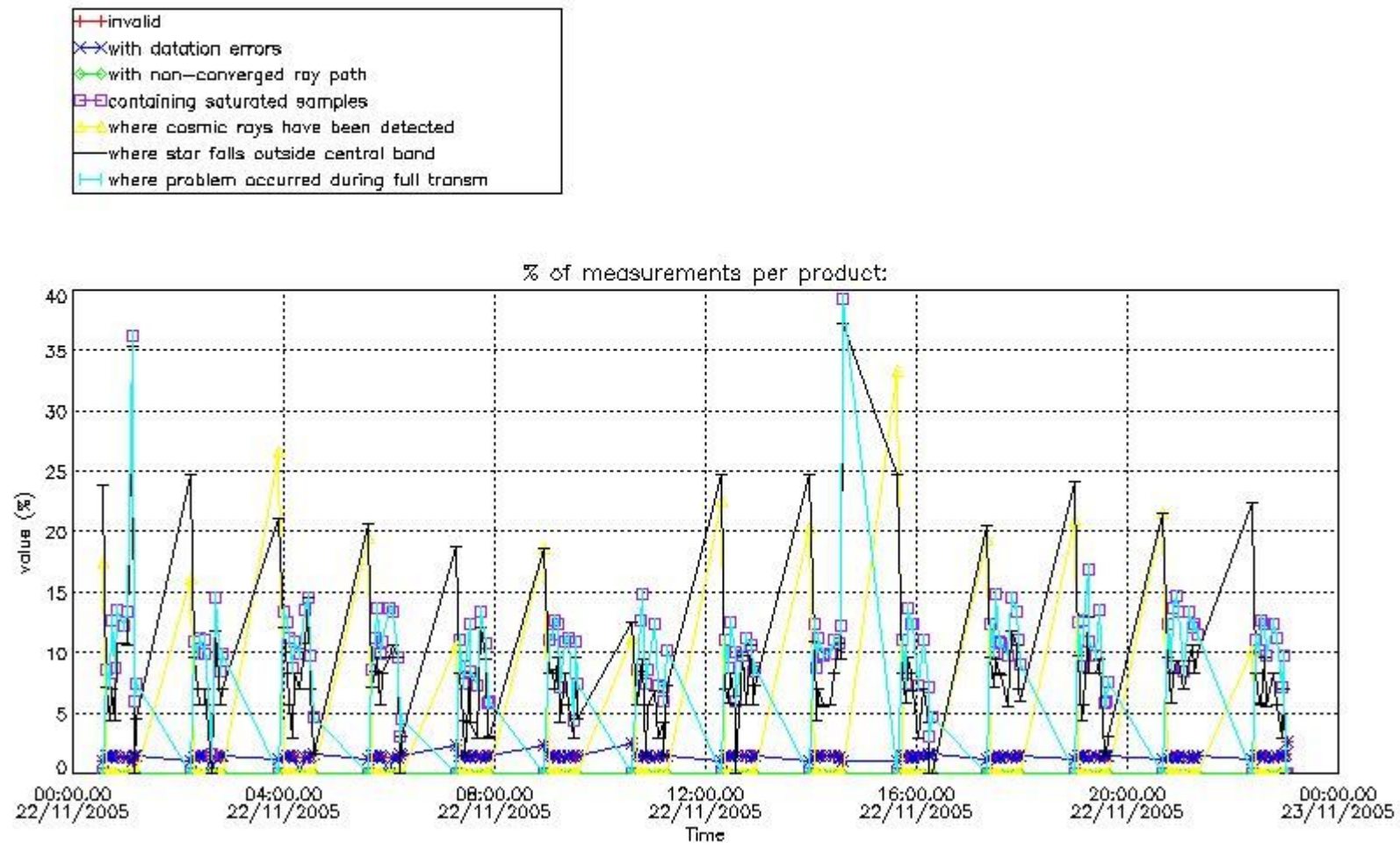
##### 4.1 Plot quality information per product (time dependant) coming from level 1b processing

###### 4.1.1 Plot level 1 quality information per product (time dependant): ENVISAT ASCENDING passes



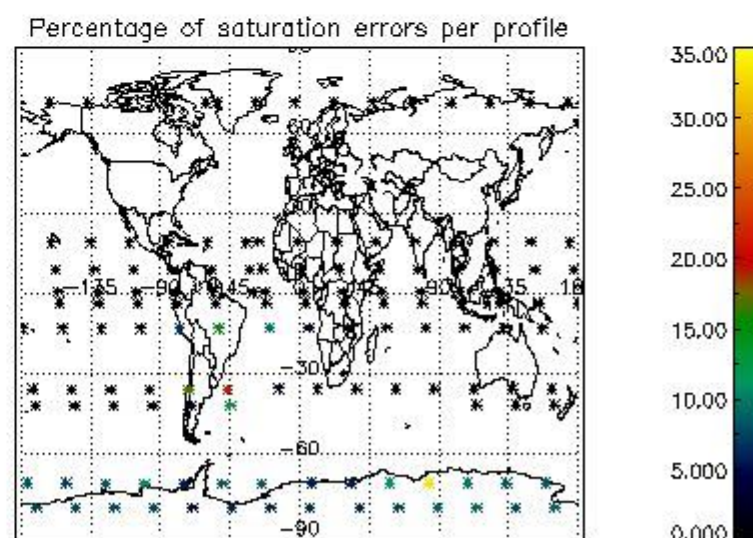
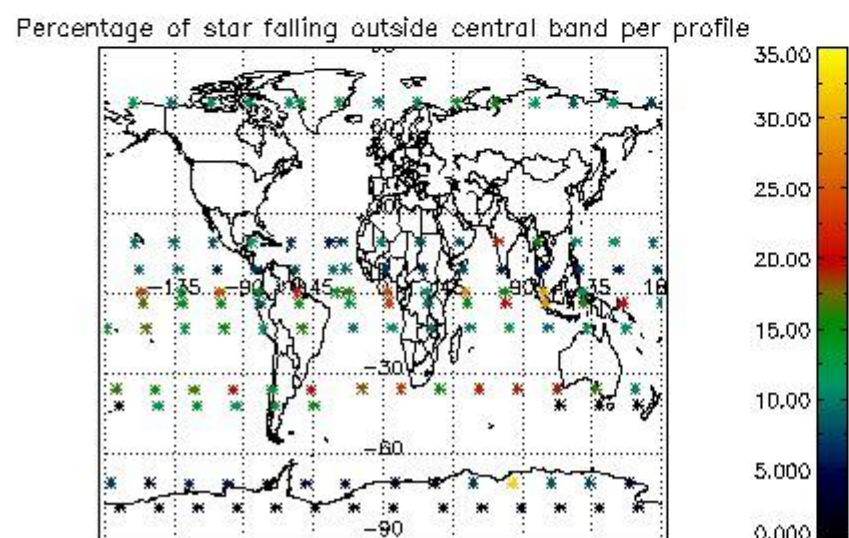
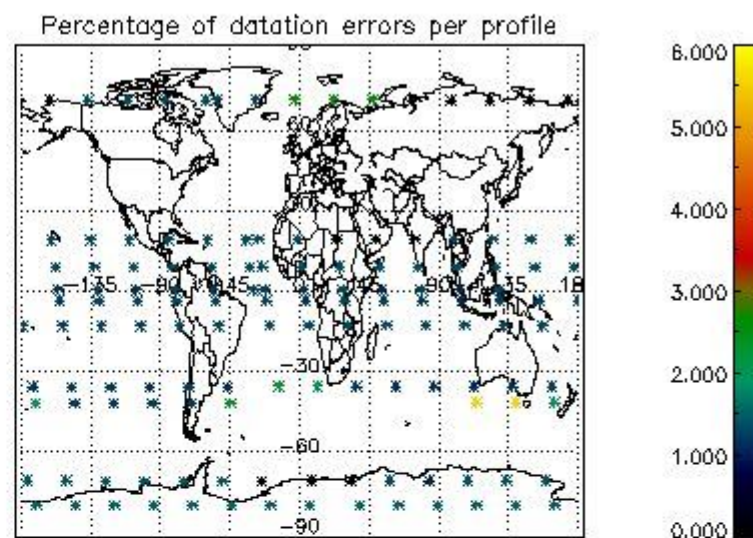
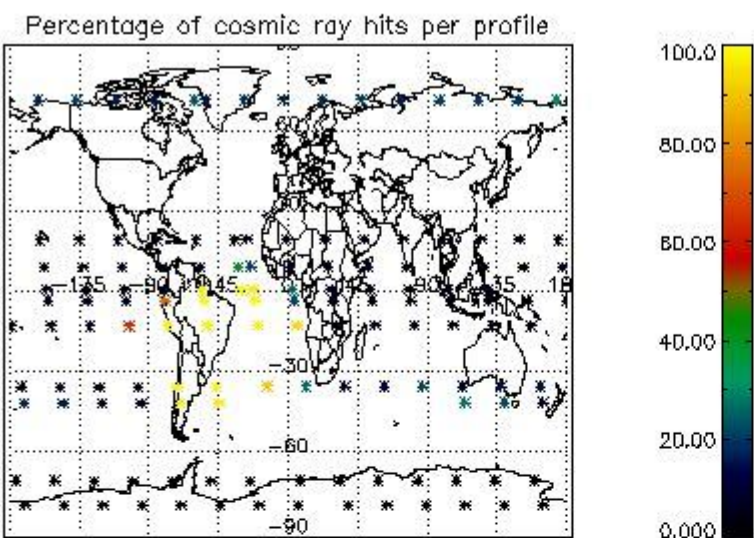


4.1.2 Plot level 1 quality information per product (time dependant): ENVI SAT DESCENDING passes



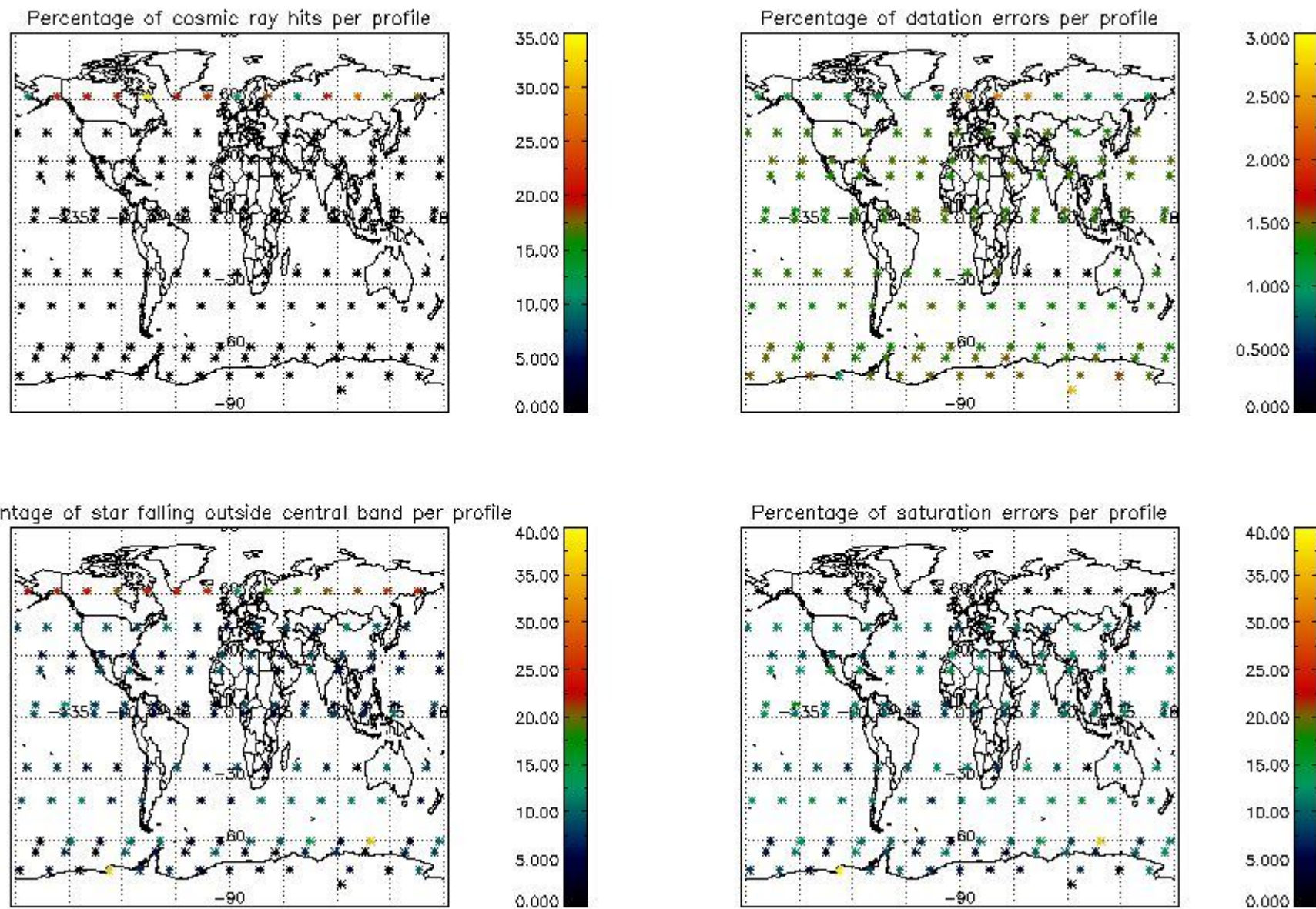
*4.2 Plot quality information per product coming from level 1b processing (world map)*

*4.2.1 Plot level 1 quality information per product (world map): ENVISAT ASCENDING passes*



4.2.2 Plot level 1 quality information per product (world map): ENVISAT DESCENDING passes





## 5. Trace gas profiles

### 5.1 Ozone statistics based on quality of products

The final quality of the products can be "measured" using the STD (Standard Deviation) attached to every point profile. This information is written to the parameter GOM\_NL\_\_2P/NL\_LOCAL\_SPECIES\_DENSITY/o3\_std of the level 2 products. The table below shows the statistics for given STD ranges.

The statistics are given with respect to the overall valid production:

- Products without fatal errors: GOM\_NL\_\_2P/MPH/PRODUCT\_ERR=0
- Valid point profile: GOM\_NL\_\_2P/NL\_LOCAL\_SPECIES\_DENSITY/pcd(0)=0

The 'Criteria' is applied to valid points of dark limb products:

- Products in dark limb illumination condition: GOM\_NL\_\_2P/NL\_SUMMARY\_QUALITY/obs\_ill\_cond=0
- Products without fatal errors: GOM\_NL\_\_2P/MPH/PRODUCT\_ERR=0
- Valid point profile: GOM\_NL\_\_2P/NL\_LOCAL\_SPECIES\_DENSITY/pcd(0)=0

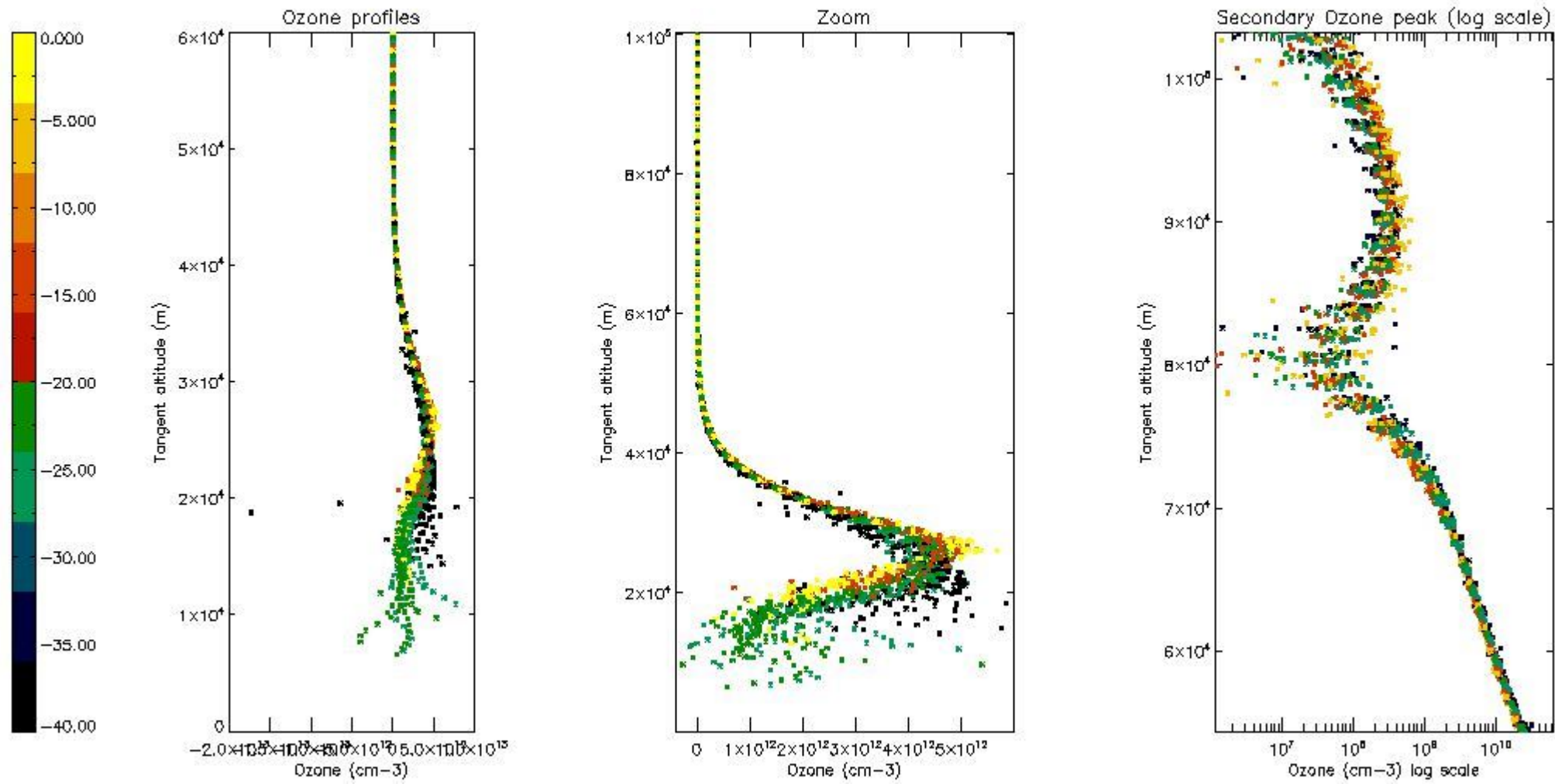
So, the table below shows the percentage of dark limb and valid observations for each criteria with respect to the overall valid daily observations.

Criteria	% of total production
All STD	26
STD < 20	19

STD < 10	16
STD < 5	12

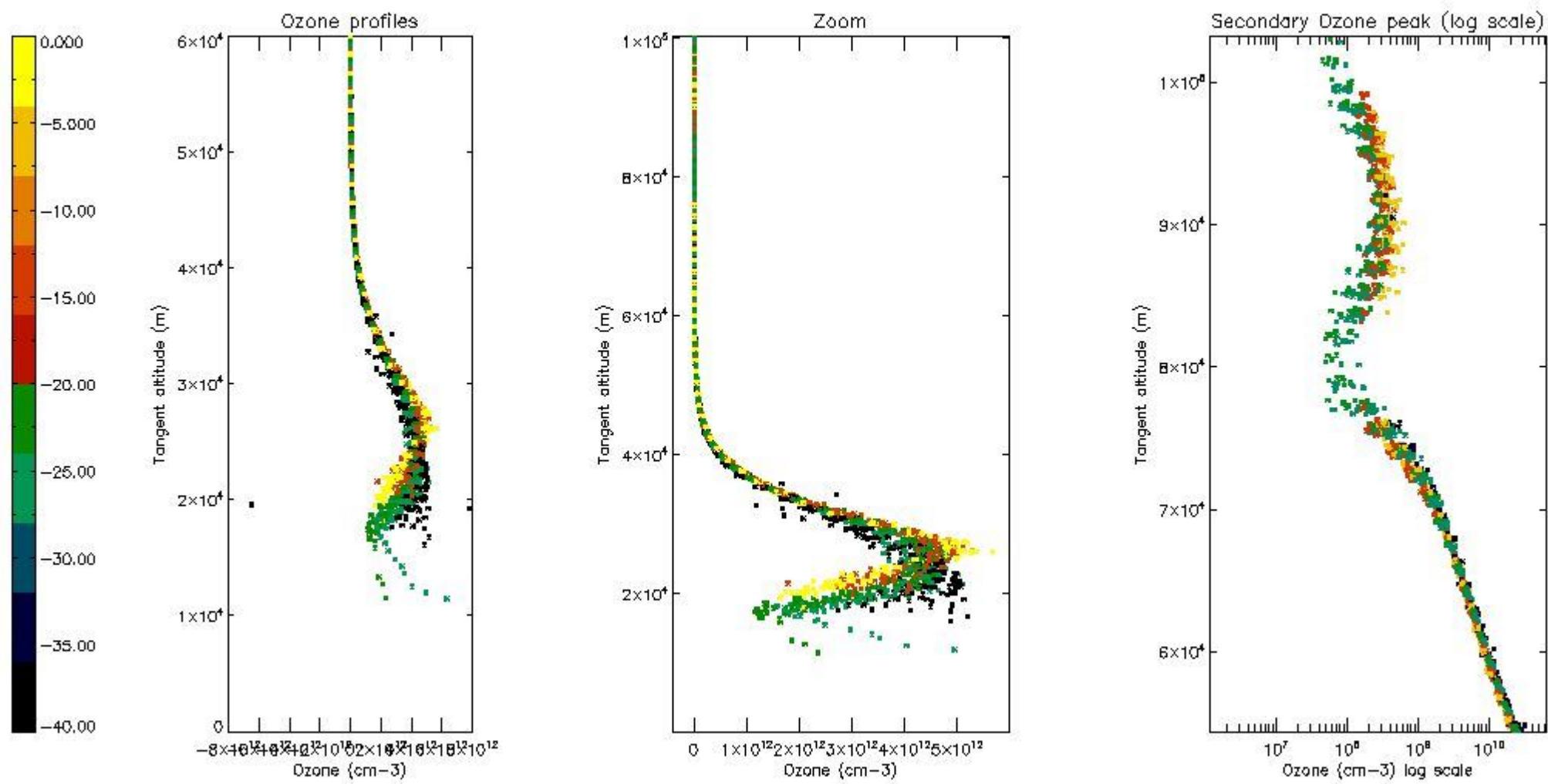
5.2 Plot ozone profiles for all STD (dark without errors)

The colorbar represents the latitude.



5.3 Plot ozone profiles where STD < 20% (dark without errors)

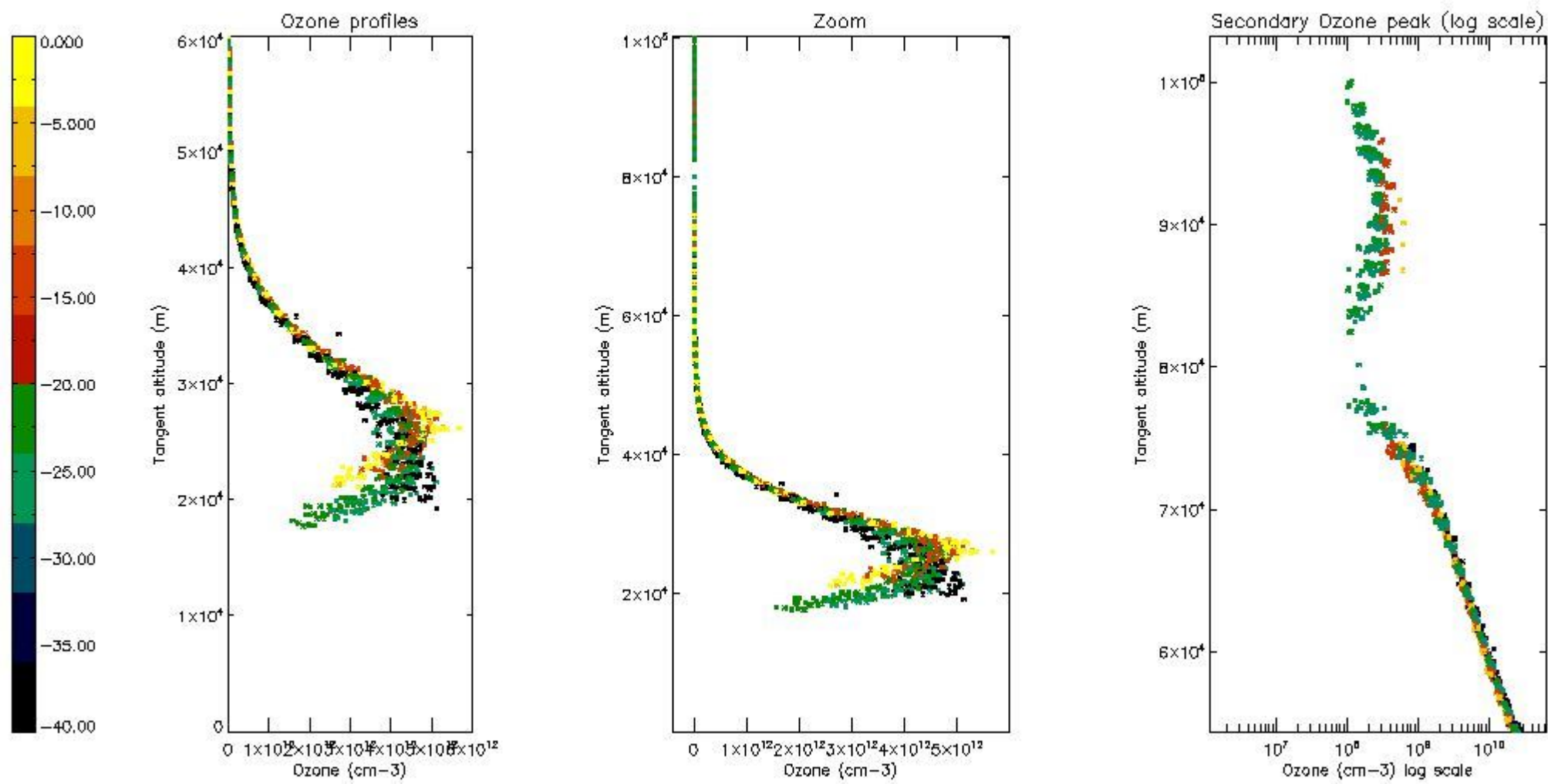
The colorbar represents the latitude.



*5.4 Plot ozone profiles where STD < 10% (dark without errors)*

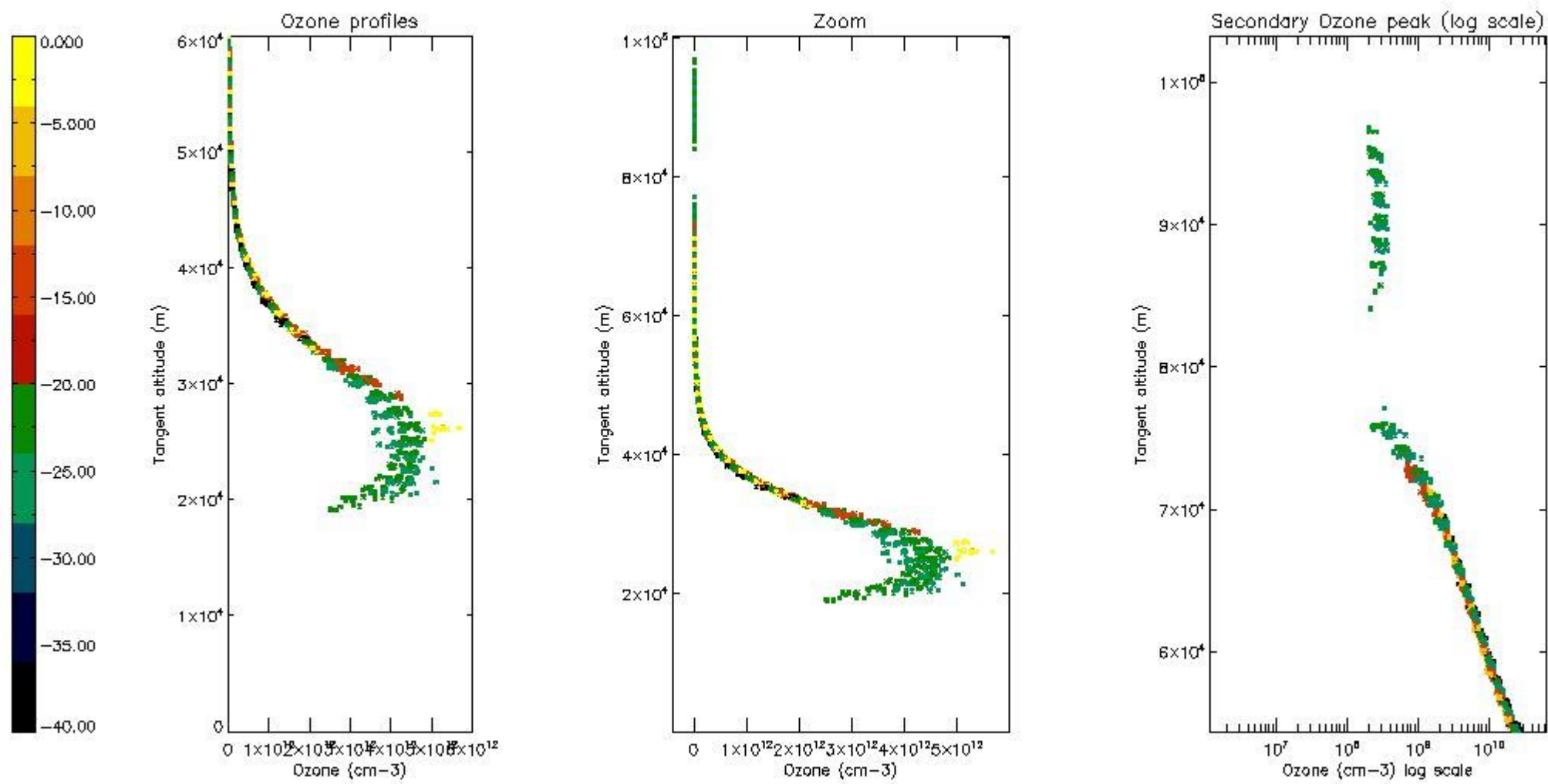
The colorbar represents the latitude.





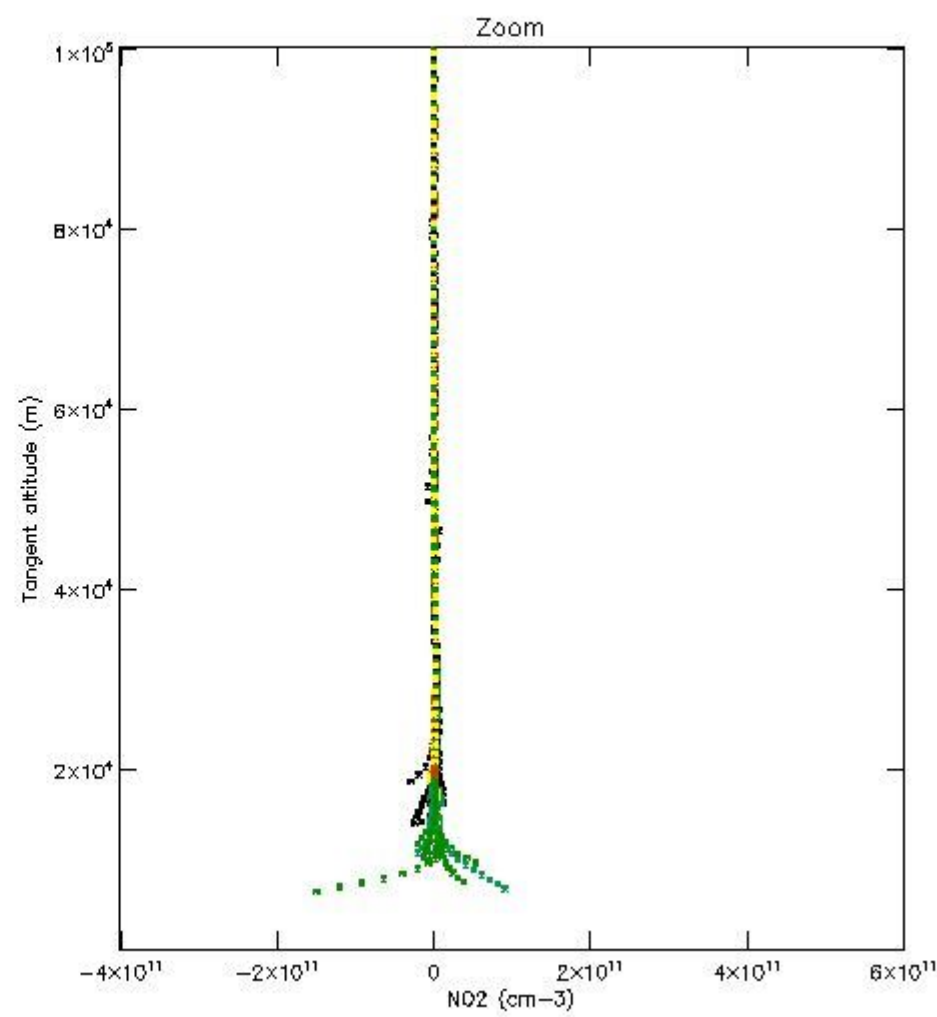
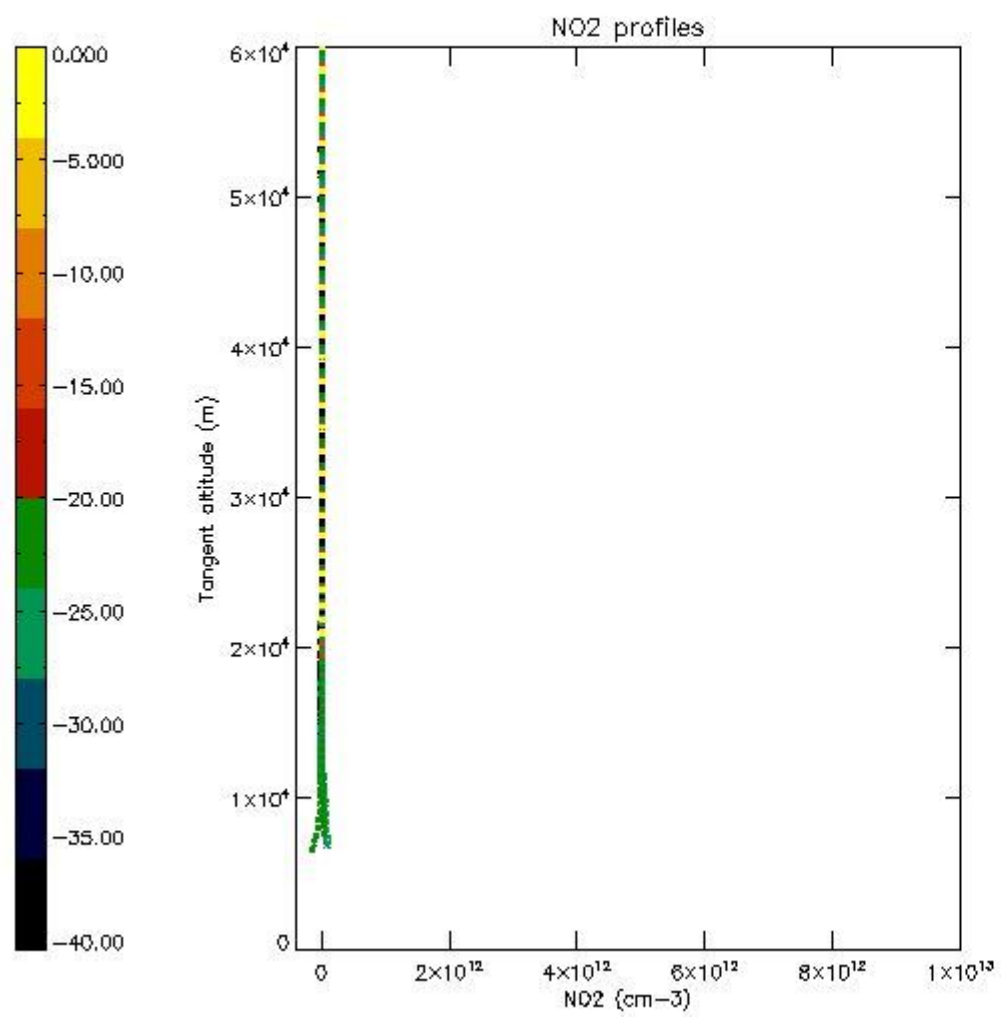
*5.5 Plot ozone profiles where STD < 5% (dark without errors)*

The colorbar represents the latitude.



*5.6 Plot NO<sub>2</sub> profiles for all STD (dark without errors)*

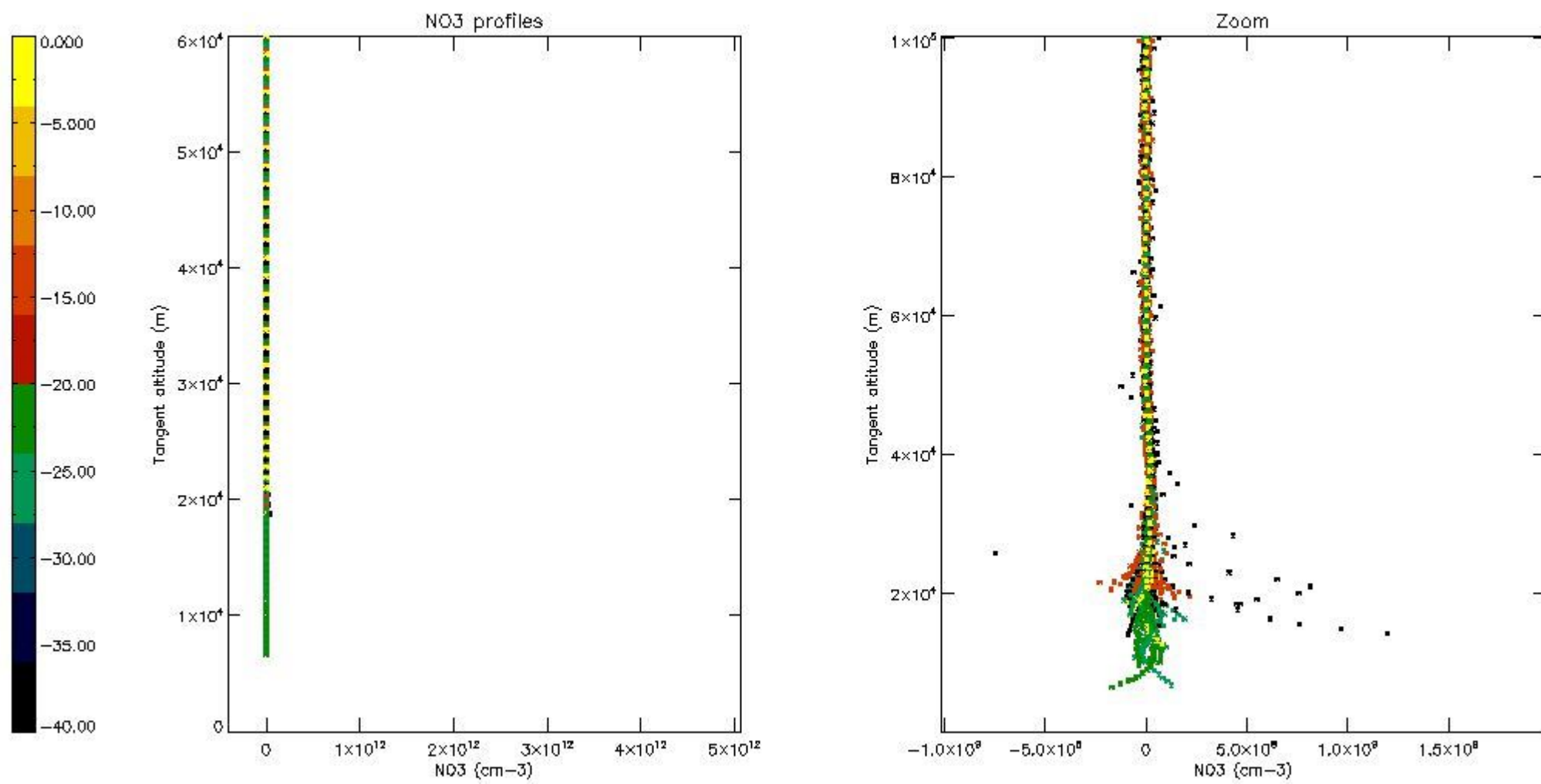
The colorbar represents the latitude.



*5.7 Plot NO3 profiles for all STD (dark without errors)*

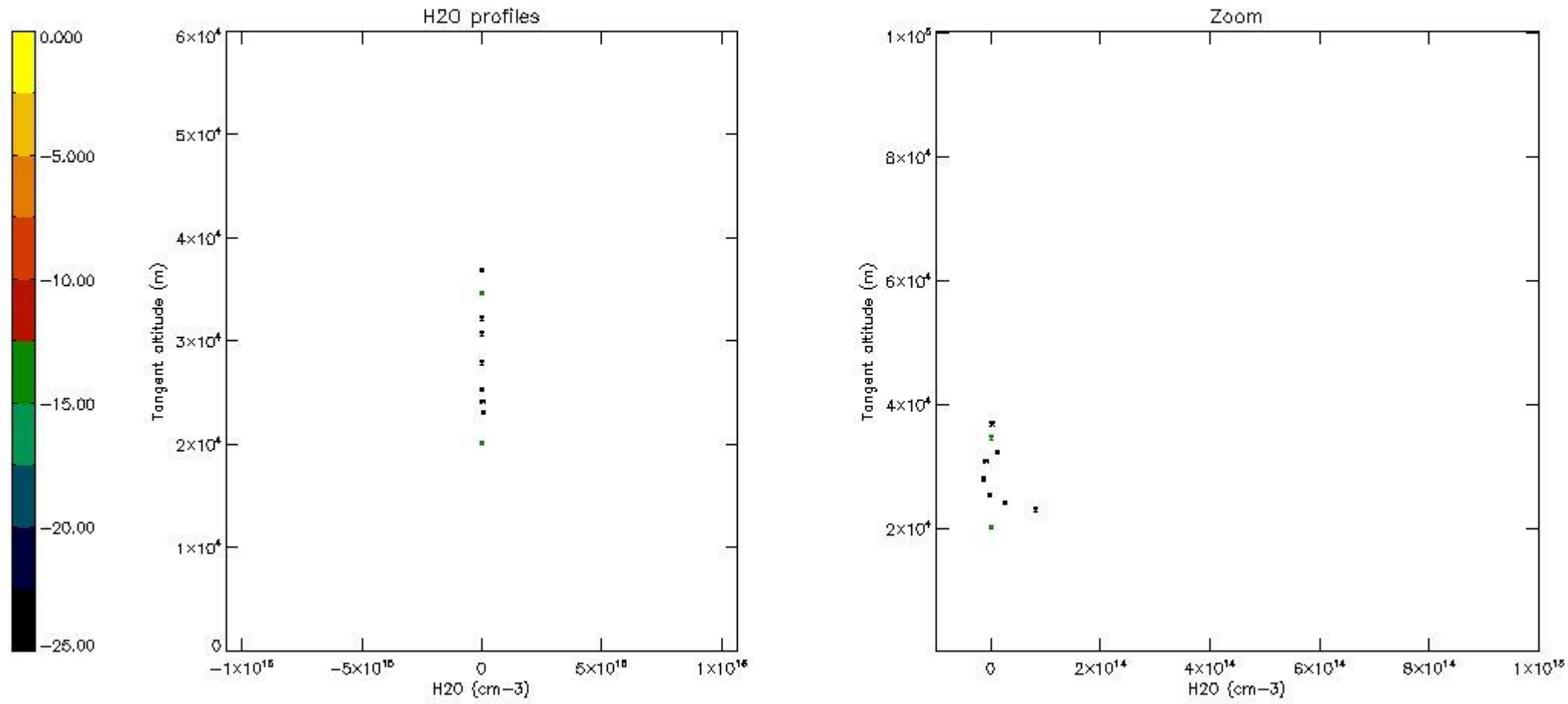
The colorbar represents the latitude.





5.8 Plot H2O profiles for all STD (only for occultations of stars 1,2,3,4,13,14,16,26,63 dark without errors)

The colorbar represents the latitude.



## 6. Auxiliary Data Files used for the production reported in section 2

The number reported in the third column indicates since which file (see list in section 2) the corresponding auxiliary file has been used. The fourth column is the date of those product files.

Type	Auxiliary Filename	Used since product	Used since product date
INST_PHYS_CHARACTERISTICS	GOM_INS_AXVIEC20091111_143220_20030716_120000_20500101_000000	1	22-NOV-2005 00:00:30
LEVEL-2_PROC_CONFIG	GOM_PR2_AXVIEC20091111_152718_20020301_000000_20500101_000000	1	22-NOV-2005 00:00:30
CROSS_SECTIONS_FILE	GOM_CRS_AXVIEC20091111_154832_20020301_000000_20500101_000000	1	22-NOV-2005 00:00:30

# GOMOS Level 2 Daily Report

## SUMMARY

### [1. General Info](#)

### [2. Summary of processed GOM\\_NL\\_2P products](#)

### [3. Level 2 Quality information per product](#)

#### [3.1 Plot of level 2 quality information per product \(time dependant\)](#)

#### [3.2 Plot of level 2 quality information per product \(world map\)](#)

### [4. Level 1 Quality information per product \(stored on level 2 products\)](#)

#### [4.1 Plot of level 1 quality information per product \(time dependant\)](#)

##### [4.1.1 Plot of level 1 quality information per product \(time dependant\): ASCENDING](#)

##### [4.1.2 Plot of level 1 quality information per product \(time dependant\): DESCENDING](#)

#### [4.2 Plot of level 1 quality information per product \(world map\)](#)

##### [4.2.1 Plot of level 1 quality information per product \(world map\): ASCENDING](#)

##### [4.2.2 Plot of level 1 quality information per product \(world map\): DESCENDING](#)

### [5. Ozone profiles based on quality statistics and other trace gas profiles](#)

#### [5.1 Ozone statistics based on quality of products](#)

#### [5.2 Plot ozone profiles for all STD \(dark without errors\)](#)

#### [5.3 Plot ozone profiles where STD < 20% \(dark without errors\)](#)

#### [5.4. Plot ozone profiles where STD < 10% \(dark without errors\)](#)

#### [5.5. Plot ozone profiles where STD < 5% \(dark without errors\)](#)

#### [5.6 Plot NO2 profiles for all STD \(dark without errors\)](#)

#### [5.7 Plot NO3 profiles for all STD \(dark without errors\)](#)

#### [5.8 Plot H2O profiles \(only for occultations of stars 1,2,3,4,13,14,16,26,63 dark without errors\) for all STD](#)

### [6. Auxiliary Data Files used for the production reported in section 2](#)



This report presents the daily analysis on parameters extracted from GOMOS level 2 data (GOM\_NL\_\_2P). It is intended to monitor some important parameters that will impact the quality of these products. A list of level 2 products (and content) that have arrived during the reporting day to the PCF is also given.

Item	Value
Time of report generation	18APR2013 12:39:39
Data source version	GOMOS/6.01
Start time of products	22-11-2005 (22NOV2005 00:00:00)
Stop time of products	23-11-2005 (23NOV2005 00:00:00)
Store outputs in DB	Yes
Nb of level 2 prods	291
Nb of prods with errors	0

## 2. Summary of processed GOM\_NL\_\_2P products.

Nr	Filename	UTC Start time	Limb	Duration	Star Id	Star Name	Star Mag	Star Temp	Nb Meas	Orbit	Prod. error
1	GOM_NL__2PRFIN20051122_000030_00000402042_00403_19495_8677.N1	22-NOV-2005 00:00:30	Dark	39.500	12	Alp1Cru	0.77500	30000.	79	19495	No
2	GOM_NL__2PRFIN20051122_000251_00000382042_00403_19495_8678.N1	22-NOV-2005 00:02:51	Dark	37.500	124	The Car	2.7640	30000.	75	19495	No
3	GOM_NL__2PRFIN20051122_000543_00000382042_00403_19495_8679.N1	22-NOV-2005 00:05:43	Dark	37.500	29	Bet Car	1.6720	10200.	75	19495	No
4	GOM_NL__2PRFIN20051122_002043_00000382042_00403_19495_8680.N1	22-NOV-2005 00:20:43	Straylight	37.500	157	The1Eri	2.9060	9300.0	75	19495	No
5	GOM_NL__2PRFIN20051122_003316_00000462042_00403_19495_8681.N1	22-NOV-2005 00:33:16	Twilight	46.000	94	92Alp Cet	2.5260	3100.0	92	19495	No
6	GOM_NL__2PRFIN20051122_003817_00000352042_00403_19495_8682.N1	22-NOV-2005 00:38:17	Bright	35.000	105	6Bet Ari	2.6450	8900.0	70	19495	No
7	GOM_NL__2PRFIN20051122_004207_00000342042_00403_19495_8683.N1	22-NOV-2005 00:42:07	Bright	34.000	173	4Bet Tri	3.0040	8900.0	68	19495	No
8	GOM_NL__2PRFIN20051122_004412_00000362042_00403_19495_8684.N1	22-NOV-2005 00:44:12	Bright	35.500	73	57Gam1And	2.2600	13100.	71	19495	No
9	GOM_NL__2PRFIN20051122_004852_00000352042_00403_19495_8685.N1	22-NOV-2005 00:48:52	Bright	34.500	68	18Alp Cas	2.2250	4500.0	69	19495	No
10	GOM_NL__2PRFIN20051122_005004_00000372042_00403_19495_8686.N1	22-NOV-2005 00:50:04	Bright	37.000	74	11Bet Cas	2.2680	6600.0	74	19495	No
11	GOM_NL__2PRFIN20051122_005725_00000372042_00403_19495_8687.N1	22-NOV-2005 00:57:25	Bright	37.000	49	1Alp UMi	1.9900	6300.0	74	19495	No
12	GOM_NL__2PRFIN20051122_010156_00000382042_00403_19495_8688.N1	22-NOV-2005 01:01:56	Bright	37.500	60	7Bet UMi	2.0810	3950.0	75	19495	No
13	GOM_NL__2PRFIN20051122_010742_00000512042_00403_19495_8689.N1	22-NOV-2005 01:07:42	Bright	51.000	55	79Zet UMa	2.0600	10200.	102	19495	No
14	GOM_NL__2PRFIN20051122_010913_00000342042_00403_19495_8690.N1	22-NOV-2005 01:09:13	Bright	33.500	39	85Eta UMa	1.8540	24000.	67	19495	No
15	GOM_NL__2PRFIN20051122_011156_00000342042_00403_19495_8691.N1	22-NOV-2005 01:11:56	Bright	33.500	180	27Gam Boo	3.0400	8000.0	67	19495	No
16	GOM_NL__2PRFIN20051122_011725_00000332042_00403_19495_8692.N1	22-NOV-2005 01:17:25	Bright	32.500	3	16Alp Boo	-0.050000	4250.0	65	19495	No
17	GOM_NL__2PRFIN20051122_012040_00000362042_00403_19495_8693.N1	22-NOV-2005 01:20:40	Bright	35.500	138	47Eps Vir	2.8280	4700.0	71	19495	No
18	GOM_NL__2PRFIN20051122_012911_00000432042_00403_19495_8694.N1	22-NOV-2005 01:29:11	Twilight	43.000	163	7Del Crv	2.9450	11000.	86	19495	No
19	GOM_NL__2PRFIN20051122_013053_00000452042_00403_19495_8695.N1	22-NOV-2005 01:30:53	Twilight	45.000	106	9Bet Crv	2.6480	5600.0	90	19495	No
20	GOM_NL__2PRFIN20051122_013718_00000412042_00403_19495_8696.N1	22-NOV-2005 01:37:18	Dark	40.500	64	Gam Cen	2.2000	10600.	81	19495	No
21	GOM_NL__2PRFIN20051122_013957_00000392042_00403_19495_8697.N1	22-NOV-2005 01:39:57	Dark	39.000	20	Bet Cru	1.2530	30000.	78	19495	No
22	GOM_NL__2PRFIN20051122_014106_00000432042_00404_19496_8677.N1	22-NOV-2005 01:41:06	Dark	42.500	12	Alp1Cru	0.77500	30000.	85	19496	No
23	GOM_NL__2PRFIN20051122_014328_00000382042_00404_19496_8678.N1	22-NOV-2005 01:43:28	Dark	38.000	124	The Car	2.7640	30000.	76	19496	No
24	GOM_NL__2PRFIN20051122_014619_00000382042_00404_19496_8679.N1	22-NOV-2005 01:46:19	Dark	37.500	29	Bet Car	1.6720	10200.	75	19496	No
25	GOM_NL__2PRFIN20051122_020120_00000382042_00404_19496_8680.N1	22-NOV-2005 02:01:20	Straylight	37.500	157	The1Eri	2.9060	9300.0	75	19496	No
26	GOM_NL__2PRFIN20051122_021352_00000472042_00404_19496_8681.N1	22-NOV-2005 02:13:52	Twilight	46.500	94	92Alp Cet	2.5260	3100.0	93	19496	No
27	GOM_NL__2PRFIN20051122_021853_00000372042_00404_19496_8682.N1	22-NOV-2005 02:18:53	Bright	36.500	105	6Bet Ari	2.6450	8900.0	73	19496	No
28	GOM_NL__2PRFIN20051122_022243_00000362042_00404_19496_8683.N1	22-NOV-2005 02:22:43	Bright	35.500	173	4Bet Tri	3.0040	8900.0	71	19496	No
29	GOM_NL__2PRFIN20051122_022448_00000362042_00404_19496_8684.N1	22-NOV-2005 02:24:48	Bright	35.500	73	57Gam1And	2.2600	13100.	71	19496	No
30	GOM_NL__2PRFIN20051122_022928_00000362042_00404_19496_8685.N1	22-NOV-2005 02:29:28	Bright	35.500	68	18Alp Cas	2.2250	4500.0	71	19496	No
31	GOM_NL__2PRFIN20051122_023040_00000362042_00404_19496_8686.N1	22-NOV-2005 02:30:40	Bright	36.000	74	11Bet Cas	2.2680	6600.0	72	19496	No
32	GOM_NL__2PRFIN20051122_023801_00000322042_00404_19496_8687.N1	22-NOV-2005 02:38:01	Bright	31.500	49	1Alp UMi	1.9900	6300.0	63	19496	No
33	GOM_NL__2PRFIN20051122_024232_00000382042_00404_19496_8688.N1	22-NOV-2005 02:42:32	Bright	38.000	60	7Bet UMi	2.0810	3950.0	76	19496	No
34	GOM_NL__2PRFIN20051122_024818_00000362042_00404_19496_8689.N1	22-NOV-2005 02:48:18	Bright	35.500	55	79Zet UMa	2.0600	10200.	71	19496	No
35	GOM_NL__2PRFIN20051122_024949_00000362042_00404_19496_8690.N1	22-NOV-2005 02:49:49	Bright	35.500	39	85Eta UMa	1.8540	24000.	71	19496	No
36	GOM_NL__2PRFIN20051122_025801_00000332042_00404_19496_8691.N1	22-NOV-2005 02:58:01	Bright	33.000	3	16Alp Boo	-0.050000	4250.0	66	19496	No
37	GOM_NL__2PRFIN20051122_030117_00000362042_00404_19496_8692.N1	22-NOV-2005 03:01:17	Bright	36.000	138	47Eps Vir	2.8280	4700.0	72	19496	No
38	GOM_NL__2PRFIN20051122_030947_00000422042_00404_19496_8693.N1	22-NOV-2005 03:09:47	Twilight	42.000	163	7Del Crv	2.9450	11000.	84	19496	No
39	GOM_NL__2PRFIN20051122_031130_00000422042_00404_19496_8694.N1	22-NOV-2005 03:11:30	Twilight	41.500	106	9Bet Crv	2.6480	5600.0	83	19496	No
40	GOM_NL__2PRFIN20051122_031755_00000382042_00404_19496_8695.N1	22-NOV-2005 03:17:55	Dark	37.500	64	Gam Cen	2.2000	10600.	75	19496	No
41	GOM_NL__2PRFIN20051122_032033_00000372042_00404_19496_8696.N1	22-NOV-2005 03:20:33	Dark	36.500	20	Bet Cru	1.2530	30000.	73	19496	No
42	GOM_NL__2PRFIN20051122_032142_00000392042_00405_19497_8677.N1	22-NOV-2005 03:21:42	Dark	38.500	12	Alp1Cru	0.77500	30000.	77	19497	No

43	GOM_NL__2PRFIN20051122_032404_000000372042_00405_19497_8678.N1	22-NOV-2005 03:24:04	Dark	37.000	124	The Car	2.7640	30000.	74	19497	No
44	GOM_NL__2PRFIN20051122_032656_000000392042_00405_19497_8679.N1	22-NOV-2005 03:26:56	Dark	38.500	29	Bet Car	1.6720	10200.	77	19497	No
45	GOM_NL__2PRFIN20051122_034156_000000382042_00405_19497_8680.N1	22-NOV-2005 03:41:56	Straylight	37.500	157	The1Eri	2.9060	9300.0	75	19497	No
46	GOM_NL__2PRFIN20051122_035428_000000452042_00405_19497_8681.N1	22-NOV-2005 03:54:28	Tw_i_and_stray	45.000	94	92Alp Cet	2.5260	3100.0	90	19497	No
47	GOM_NL__2PRFIN20051122_035929_000000382042_00405_19497_8682.N1	22-NOV-2005 03:59:29	Bright	37.500	105	6Bet Ari	2.6450	8900.0	75	19497	No
48	GOM_NL__2PRFIN20051122_040320_000000362042_00405_19497_8683.N1	22-NOV-2005 04:03:20	Bright	36.000	173	4Bet Tri	3.0040	8900.0	72	19497	No
49	GOM_NL__2PRFIN20051122_040524_000000362042_00405_19497_8684.N1	22-NOV-2005 04:05:24	Bright	35.500	73	57Gam1And	2.2600	13100.	71	19497	No
50	GOM_NL__2PRFIN20051122_041005_000000352042_00405_19497_8685.N1	22-NOV-2005 04:10:05	Bright	34.500	68	18Alp Cas	2.2250	4500.0	69	19497	No
51	GOM_NL__2PRFIN20051122_041116_000000372042_00405_19497_8686.N1	22-NOV-2005 04:11:16	Bright	36.500	74	11Bet Cas	2.2680	6600.0	73	19497	No
52	GOM_NL__2PRFIN20051122_041837_000000362042_00405_19497_8687.N1	22-NOV-2005 04:18:37	Bright	35.500	49	1Alp UMi	1.9900	6300.0	71	19497	No
53	GOM_NL__2PRFIN20051122_042308_000000372042_00405_19497_8688.N1	22-NOV-2005 04:23:08	Bright	37.000	60	7Bet UMi	2.0810	3950.0	74	19497	No
54	GOM_NL__2PRFIN20051122_042854_000000382042_00405_19497_8689.N1	22-NOV-2005 04:28:54	Bright	38.000	55	79Zet UMa	2.0600	10200.	76	19497	No
55	GOM_NL__2PRFIN20051122_043025_000000362042_00405_19497_8690.N1	22-NOV-2005 04:30:25	Bright	36.000	39	85Eta UMa	1.8540	24000.	72	19497	No
56	GOM_NL__2PRFIN20051122_043308_000000332042_00405_19497_8691.N1	22-NOV-2005 04:33:08	Bright	32.500	180	27Gam Boo	3.0400	8000.0	65	19497	No
57	GOM_NL__2PRFIN20051122_043837_000000332042_00405_19497_8692.N1	22-NOV-2005 04:38:37	Bright	33.000	3	16Alp Boo	-0.050000	4250.0	66	19497	No
58	GOM_NL__2PRFIN20051122_044153_000000352042_00405_19497_8693.N1	22-NOV-2005 04:41:53	Bright	35.000	138	47Eps Vir	2.8280	4700.0	70	19497	No
59	GOM_NL__2PRFIN20051122_045024_000000422042_00405_19497_8694.N1	22-NOV-2005 04:50:24	Tw_i_and_stray	41.500	163	7Del Crv	2.9450	11000.	83	19497	No
60	GOM_NL__2PRFIN20051122_045206_000000452042_00405_19497_8695.N1	22-NOV-2005 04:52:06	Twilight	44.500	106	9Bet Crv	2.6480	5600.0	89	19497	No
61	GOM_NL__2PRFIN20051122_045831_000000402042_00405_19497_8696.N1	22-NOV-2005 04:58:31	Dark	40.000	64	Gam Cen	2.2000	10600.	80	19497	No
62	GOM_NL__2PRFIN20051122_050110_000000402042_00405_19497_8697.N1	22-NOV-2005 05:01:10	Dark	39.500	20	Bet Cru	1.2530	30000.	79	19497	No
63	GOM_NL__2PRFIN20051122_050219_000000452042_00406_19498_8677.N1	22-NOV-2005 05:02:19	Dark	44.500	12	Alp1Cru	0.77500	30000.	89	19498	No
64	GOM_NL__2PRFIN20051122_050441_000000362042_00406_19498_8678.N1	22-NOV-2005 05:04:41	Dark	36.000	124	The Car	2.7640	30000.	72	19498	No
65	GOM_NL__2PRFIN20051122_050732_000000382042_00406_19498_8679.N1	22-NOV-2005 05:07:32	Dark	37.500	29	Bet Car	1.6720	10200.	75	19498	No
66	GOM_NL__2PRFIN20051122_052232_000000372042_00406_19498_8680.N1	22-NOV-2005 05:22:32	Straylight	37.000	157	The1Eri	2.9060	9300.0	74	19498	No
67	GOM_NL__2PRFIN20051122_053504_000000442042_00406_19498_8681.N1	22-NOV-2005 05:35:04	Tw_i_and_stray	43.500	94	92Alp Cet	2.5260	3100.0	87	19498	No
68	GOM_NL__2PRFIN20051122_054006_000000352042_00406_19498_8682.N1	22-NOV-2005 05:40:06	Bright	35.000	105	6Bet Ari	2.6450	8900.0	70	19498	No
69	GOM_NL__2PRFIN20051122_054356_000000362042_00406_19498_8683.N1	22-NOV-2005 05:43:56	Bright	35.500	173	4Bet Tri	3.0040	8900.0	71	19498	No
70	GOM_NL__2PRFIN20051122_054600_000000372042_00406_19498_8684.N1	22-NOV-2005 05:46:00	Bright	36.500	73	57Gam1And	2.2600	13100.	73	19498	No
71	GOM_NL__2PRFIN20051122_055041_000000362042_00406_19498_8685.N1	22-NOV-2005 05:50:41	Bright	35.500	68	18Alp Cas	2.2250	4500.0	71	19498	No
72	GOM_NL__2PRFIN20051122_055153_000000372042_00406_19498_8686.N1	22-NOV-2005 05:51:53	Bright	36.500	74	11Bet Cas	2.2680	6600.0	73	19498	No
73	GOM_NL__2PRFIN20051122_055913_000000372042_00406_19498_8687.N1	22-NOV-2005 05:59:13	Bright	36.500	49	1Alp UMi	1.9900	6300.0	73	19498	No
74	GOM_NL__2PRFIN20051122_060344_000000382042_00406_19498_8688.N1	22-NOV-2005 06:03:44	Bright	37.500	60	7Bet UMi	2.0810	3950.0	75	19498	No
75	GOM_NL__2PRFIN20051122_060930_000000372042_00406_19498_8689.N1	22-NOV-2005 06:09:30	Bright	36.500	55	79Zet UMa	2.0600	10200.	73	19498	No
76	GOM_NL__2PRFIN20051122_061101_000000332042_00406_19498_8690.N1	22-NOV-2005 06:11:01	Bright	32.500	39	85Eta UMa	1.8540	24000.	65	19498	No
77	GOM_NL__2PRFIN20051122_061344_000000332042_00406_19498_8691.N1	22-NOV-2005 06:13:44	Bright	33.000	180	27Gam Boo	3.0400	8000.0	66	19498	No
78	GOM_NL__2PRFIN20051122_061913_000000332042_00406_19498_8692.N1	22-NOV-2005 06:19:13	Bright	32.500	3	16Alp Boo	-0.050000	4250.0	65	19498	No
79	GOM_NL__2PRFIN20051122_062229_000000382042_00406_19498_8693.N1	22-NOV-2005 06:22:29	Bright	37.500	138	47Eps Vir	2.8280	4700.0	75	19498	No
80	GOM_NL__2PRFIN20051122_063101_000000422042_00406_19498_8694.N1	22-NOV-2005 06:31:01	Tw_i_and_stray	42.000	163	7Del Crv	2.9450	11000.	84	19498	No
81	GOM_NL__2PRFIN20051122_063243_000000432042_00406_19498_8695.N1	22-NOV-2005 06:32:43	Twilight	42.500	106	9Bet Crv	2.6480	5600.0	85	19498	No
82	GOM_NL__2PRFIN20051122_063907_000000392042_00406_19498_8696.N1	22-NOV-2005 06:39:07	Dark	39.000	64	Gam Cen	2.2000	10600.	78	19498	No
83	GOM_NL__2PRFIN20051122_064146_000000392042_00406_19498_8697.N1	22-NOV-2005 06:41:46	Dark	39.000	20	Bet Cru	1.2530	30000.	78	19498	No
84	GOM_NL__2PRFIN20051122_064255_000000392042_00407_19499_8677.N1	22-NOV-2005 06:42:55	Dark	39.000	12	Alp1Cru	0.77500	30000.	78	19499	No
85	GOM_NL__2PRFIN20051122_064517_000000382042_00407_19499_8678.N1	22-NOV-2005 06:45:17	Dark	38.000	124	The Car	2.7640	30000.	76	19499	No
86	GOM_NL__2PRFIN20051122_064808_000000392042_00407_19499_8679.N1	22-NOV-2005 06:48:08	Dark	38.500	29	Bet Car	1.6720	10200.	77	19499	No
87	GOM_NL__2PRFIN20051122_070308_000000382042_00407_19499_8680.N1	22-NOV-2005 07:03:08	Straylight	37.500	157	The1Eri	2.9060	9300.0	75	19499	No
88	GOM_NL__2PRFIN20051122_071540_000000432042_00407_19499_8681.N1	22-NOV-2005 07:15:40	Tw_i_and_stray	42.500	94	92Alp Cet	2.5260	3100.0	85	19499	No
89	GOM_NL__2PRFIN20051122_072042_000000362042_00407_19499_8682.N1	22-NOV-2005 07:20:42	Bright	36.000	105	6Bet Ari	2.6450	8900.0	72	19499	No
90	GOM_NL__2PRFIN20051122_072432_000000342042_00407_19499_8683.N1	22-NOV-2005 07:24:32	Bright	34.000	173	4Bet Tri	3.0040	8900.0	68	19499	No
91	GOM_NL__2PRFIN20051122_072636_000000342042_00407_19499_8684.N1	22-NOV-2005 07:26:36	Bright	34.000	73	57Gam1And	2.2600	13100.	68	19499	No
92	GOM_NL__2PRFIN20051122_073117_000000372042_00407_19499_8685.N1	22-NOV-2005 07:31:17	Bright	36.500	68	18Alp Cas	2.2250	4500.0	73	19499	No
93	GOM_NL__2PRFIN20051122_073229_000000362042_00407_19499_8686.N1	22-NOV-2005 07:32:29	Bright	35.500	74	11Bet Cas	2.2680	6600.0	71	19499	No
94	GOM_NL__2PRFIN20051122_073949_000000352042_00407_19499_8687.N1	22-NOV-2005 07:39:49	Bright	34.500	49	1Alp UMi	1.9900	6300.0	69	19499	No
95	GOM_NL__2PRFIN20051122_074420_000000382042_00407_19499_8688.N1	22-NOV-2005 07:44:20	Bright	37.500	60	7Bet UMi	2.0810	3950.0	75	19499	No
96	GOM_NL__2PRFIN20051122_075006_000000372042_00407_19499_8689.N1	22-NOV-2005 07:50:06	Bright	37.000	55	79Zet UMa	2.0600	10200.	74	19499	No
97	GOM_NL__2PRFIN20051122_075137_000000342042_00407_19499_8690.N1	22-NOV-2005 07:51:37	Bright	34.000	39	85Eta UMa	1.8540	24000.	68	19499	No
98	GOM_NL__2PRFIN20051122_075420_000000342042_00407_19499_8691.N1	22-NOV-2005 07:54:20	Bright	33.500	180	27Gam Boo	3.0400	8000.0	67	19499	No
99	GOM_NL__2PRFIN20051122_075949_000000342042_00407_19499_8692.N1	22-NOV-2005 07:59:49	Bright	33.500	3	16Alp Boo	-0.050000	4250.0	67	19499	No
100	GOM_NL__2PRFIN20051122_080305_000000362042_00407_19499_8693.N1	22-NOV-2005 08:03:05	Bright	36.000	138	47Eps Vir	2.8280	4700.0	72	19499	No
101	GOM_NL__2PRFIN20051122_081137_000000422042_00407_19499_8694.N1	22-NOV-2005 08:11:37	Tw_i_and_stray	41.500	163	7Del Crv	2.9450	11000.	83	19499	No

102	GOM_NL__2PRFIN20051122_081319_000000432042_00407_19499_8695.N1	22-NOV-2005 08:13:19	Twilight	42.500	106	9Bet Crv	2.6480	5600.0	85	19499	No
103	GOM_NL__2PRFIN20051122_081944_000000412042_00407_19499_8696.N1	22-NOV-2005 08:19:44	Dark	40.500	64	Gam Cen	2.2000	10600.	81	19499	No
104	GOM_NL__2PRFIN20051122_082222_000000412042_00407_19499_8697.N1	22-NOV-2005 08:22:22	Dark	40.500	20	Bet Cru	1.2530	30000.	81	19499	No
105	GOM_NL__2PRFIN20051122_082331_000000442042_00408_19500_8697.N1	22-NOV-2005 08:23:31	Dark	44.000	12	Alp1Cru	0.77500	30000.	88	19500	No
106	GOM_NL__2PRFIN20051122_082553_000000382042_00408_19500_8698.N1	22-NOV-2005 08:25:53	Dark	38.000	124	The Car	2.7640	30000.	76	19500	No
107	GOM_NL__2PRFIN20051122_082845_000000392042_00408_19500_8699.N1	22-NOV-2005 08:28:45	Dark	38.500	29	Bet Car	1.6720	10200.	77	19500	No
108	GOM_NL__2PRFIN20051122_084344_000000362042_00408_19500_8700.N1	22-NOV-2005 08:43:44	Straylight	36.000	157	The1Eri	2.9060	9300.0	72	19500	No
109	GOM_NL__2PRFIN20051122_085616_000000432042_00408_19500_8701.N1	22-NOV-2005 08:56:16	Twi_and_stray	43.000	94	92Alp Cet	2.5260	3100.0	86	19500	No
110	GOM_NL__2PRFIN20051122_090118_000000362042_00408_19500_8702.N1	22-NOV-2005 09:01:18	Bright	36.000	105	6Bet Ari	2.6450	8900.0	72	19500	No
111	GOM_NL__2PRFIN20051122_090508_000000352042_00408_19500_8703.N1	22-NOV-2005 09:05:08	Bright	35.000	173	4Bet Tri	3.0040	8900.0	70	19500	No
112	GOM_NL__2PRFIN20051122_090712_000000362042_00408_19500_8704.N1	22-NOV-2005 09:07:12	Bright	35.500	73	57Gam1And	2.2600	13100.	71	19500	No
113	GOM_NL__2PRFIN20051122_091153_000000372042_00408_19500_8705.N1	22-NOV-2005 09:11:53	Bright	36.500	68	18Alp Cas	2.2250	4500.0	73	19500	No
114	GOM_NL__2PRFIN20051122_091305_000000352042_00408_19500_8706.N1	22-NOV-2005 09:13:05	Bright	35.000	74	11Bet Cas	2.2680	6600.0	70	19500	No
115	GOM_NL__2PRFIN20051122_092024_000000372042_00408_19500_8707.N1	22-NOV-2005 09:20:24	Bright	36.500	49	1Alp UMi	1.9900	6300.0	73	19500	No
116	GOM_NL__2PRFIN20051122_092456_000000362042_00408_19500_8708.N1	22-NOV-2005 09:24:56	Bright	35.500	60	7Bet UMi	2.0810	3950.0	71	19500	No
117	GOM_NL__2PRFIN20051122_093042_000000342042_00408_19500_8709.N1	22-NOV-2005 09:30:42	Bright	34.000	55	79Zet UMa	2.0600	10200.	68	19500	No
118	GOM_NL__2PRFIN20051122_093213_000000372042_00408_19500_8710.N1	22-NOV-2005 09:32:13	Bright	36.500	39	85Eta UMa	1.8540	24000.	73	19500	No
119	GOM_NL__2PRFIN20051122_093456_000000342042_00408_19500_8711.N1	22-NOV-2005 09:34:56	Bright	33.500	180	27Gam Boo	3.0400	8000.0	67	19500	No
120	GOM_NL__2PRFIN20051122_094025_000000342042_00408_19500_8712.N1	22-NOV-2005 09:40:25	Bright	33.500	3	16Alp Boo	-0.050000	4250.0	67	19500	No
121	GOM_NL__2PRFIN20051122_094342_000000362042_00408_19500_8713.N1	22-NOV-2005 09:43:42	Bright	35.500	138	47Eps Vir	2.8280	4700.0	71	19500	No
122	GOM_NL__2PRFIN20051122_095213_000000262042_00408_19500_8714.N1	22-NOV-2005 09:52:13	Twi_and_stray	26.000	163	7Del Crv	2.9450	11000.	52	19500	No
123	GOM_NL__2PRFIN20051122_095355_000000432042_00408_19500_8715.N1	22-NOV-2005 09:53:55	Twilight	43.000	106	9Bet Crv	2.6480	5600.0	86	19500	No
124	GOM_NL__2PRFIN20051122_100020_000000402042_00408_19500_8716.N1	22-NOV-2005 10:00:20	Dark	39.500	64	Gam Cen	2.2000	10600.	79	19500	No
125	GOM_NL__2PRFIN20051122_100258_000000372042_00408_19500_8717.N1	22-NOV-2005 10:02:58	Dark	37.000	20	Bet Cru	1.2530	30000.	74	19500	No
126	GOM_NL__2PRFIN20051122_100630_000000372042_00409_19501_8697.N1	22-NOV-2005 10:06:30	Dark	37.000	124	The Car	2.7640	30000.	74	19501	No
127	GOM_NL__2PRFIN20051122_100921_000000392042_00409_19501_8698.N1	22-NOV-2005 10:09:21	Dark	38.500	29	Bet Car	1.6720	10200.	77	19501	No
128	GOM_NL__2PRFIN20051122_102420_000000372042_00409_19501_8699.N1	22-NOV-2005 10:24:20	Straylight	36.500	157	The1Eri	2.9060	9300.0	73	19501	No
129	GOM_NL__2PRFIN20051122_103652_000000402042_00409_19501_8700.N1	22-NOV-2005 10:36:52	Twi_and_stray	40.000	94	92Alp Cet	2.5260	3100.0	80	19501	No
130	GOM_NL__2PRFIN20051122_104154_000000352042_00409_19501_8701.N1	22-NOV-2005 10:41:54	Bright	35.000	105	6Bet Ari	2.6450	8900.0	70	19501	No
131	GOM_NL__2PRFIN20051122_104544_000000362042_00409_19501_8702.N1	22-NOV-2005 10:45:44	Bright	35.500	173	4Bet Tri	3.0040	8900.0	71	19501	No
132	GOM_NL__2PRFIN20051122_104747_000000372042_00409_19501_8703.N1	22-NOV-2005 10:47:47	Bright	37.000	73	57Gam1And	2.2600	13100.	74	19501	No
133	GOM_NL__2PRFIN20051122_105229_000000342042_00409_19501_8704.N1	22-NOV-2005 10:52:29	Bright	34.000	68	18Alp Cas	2.2250	4500.0	68	19501	No
134	GOM_NL__2PRFIN20051122_105341_000000352042_00409_19501_8705.N1	22-NOV-2005 10:53:41	Bright	35.000	74	11Bet Cas	2.2680	6600.0	70	19501	No
135	GOM_NL__2PRFIN20051122_110100_000000372042_00409_19501_8706.N1	22-NOV-2005 11:01:00	Bright	36.500	49	1Alp UMi	1.9900	6300.0	73	19501	No
136	GOM_NL__2PRFIN20051122_110532_000000352042_00409_19501_8707.N1	22-NOV-2005 11:05:32	Bright	34.500	60	7Bet UMi	2.0810	3950.0	69	19501	No
137	GOM_NL__2PRFIN20051122_111118_000000352042_00409_19501_8708.N1	22-NOV-2005 11:11:18	Bright	35.000	55	79Zet UMa	2.0600	10200.	70	19501	No
138	GOM_NL__2PRFIN20051122_111249_000000342042_00409_19501_8709.N1	22-NOV-2005 11:12:49	Bright	33.500	39	85Eta UMa	1.8540	24000.	67	19501	No
139	GOM_NL__2PRFIN20051122_111533_000000352042_00409_19501_8710.N1	22-NOV-2005 11:15:33	Bright	34.500	180	27Gam Boo	3.0400	8000.0	69	19501	No
140	GOM_NL__2PRFIN20051122_112101_000000332042_00409_19501_8711.N1	22-NOV-2005 11:21:01	Bright	33.000	3	16Alp Boo	-0.050000	4250.0	66	19501	No
141	GOM_NL__2PRFIN20051122_112418_000000362042_00409_19501_8712.N1	22-NOV-2005 11:24:18	Bright	36.000	138	47Eps Vir	2.8280	4700.0	72	19501	No
142	GOM_NL__2PRFIN20051122_113250_000000262042_00409_19501_8713.N1	22-NOV-2005 11:32:50	Twi_and_stray	26.000	163	7Del Crv	2.9450	11000.	52	19501	No
143	GOM_NL__2PRFIN20051122_113432_000000402042_00409_19501_8714.N1	22-NOV-2005 11:34:32	Twilight	39.500	106	9Bet Crv	2.6480	5600.0	79	19501	No
144	GOM_NL__2PRFIN20051122_114056_000000382042_00409_19501_8715.N1	22-NOV-2005 11:40:56	Dark	38.000	64	Gam Cen	2.2000	10600.	76	19501	No
145	GOM_NL__2PRFIN20051122_114334_000000422042_00409_19501_8716.N1	22-NOV-2005 11:43:34	Dark	42.000	20	Bet Cru	1.2530	30000.	84	19501	No
146	GOM_NL__2PRFIN20051122_114706_000000372042_00410_19502_8697.N1	22-NOV-2005 11:47:06	Dark	36.500	124	The Car	2.7640	30000.	73	19502	No
147	GOM_NL__2PRFIN20051122_114957_000000392042_00410_19502_8698.N1	22-NOV-2005 11:49:57	Dark	38.500	29	Bet Car	1.6720	10200.	77	19502	No
148	GOM_NL__2PRFIN20051122_120456_000000362042_00410_19502_8699.N1	22-NOV-2005 12:04:56	Straylight	36.000	157	The1Eri	2.9060	9300.0	72	19502	No
149	GOM_NL__2PRFIN20051122_121728_000000472042_00410_19502_8700.N1	22-NOV-2005 12:17:28	Twi_and_stray	46.500	94	92Alp Cet	2.5260	3100.0	93	19502	No
150	GOM_NL__2PRFIN20051122_122230_000000362042_00410_19502_8701.N1	22-NOV-2005 12:22:30	Bright	36.000	105	6Bet Ari	2.6450	8900.0	72	19502	No
151	GOM_NL__2PRFIN20051122_122619_000000352042_00410_19502_8702.N1	22-NOV-2005 12:26:19	Bright	34.500	173	4Bet Tri	3.0040	8900.0	69	19502	No
152	GOM_NL__2PRFIN20051122_122823_000000362042_00410_19502_8703.N1	22-NOV-2005 12:28:23	Bright	36.000	73	57Gam1And	2.2600	13100.	72	19502	No
153	GOM_NL__2PRFIN20051122_123305_000000352042_00410_19502_8704.N1	22-NOV-2005 12:33:05	Bright	35.000	68	18Alp Cas	2.2250	4500.0	70	19502	No
154	GOM_NL__2PRFIN20051122_123417_000000342042_00410_19502_8705.N1	22-NOV-2005 12:34:17	Bright	33.500	74	11Bet Cas	2.2680	6600.0	67	19502	No
155	GOM_NL__2PRFIN20051122_124136_000000362042_00410_19502_8706.N1	22-NOV-2005 12:41:36	Bright	36.000	49	1Alp UMi	1.9900	6300.0	72	19502	No
156	GOM_NL__2PRFIN20051122_124608_000000362042_00410_19502_8707.N1	22-NOV-2005 12:46:08	Bright	35.500	60	7Bet UMi	2.0810	3950.0	71	19502	No
157	GOM_NL__2PRFIN20051122_125153_000000382042_00410_19502_8708.N1	22-NOV-2005 12:51:53	Bright	37.500	55	79Zet UMa	2.0600	10200.	75	19502	No
158	GOM_NL__2PRFIN20051122_125325_000000362042_00410_19502_8709.N1	22-NOV-2005 12:53:25	Bright	35.500	39	85Eta UMa	1.8540	24000.	71	19502	No
159	GOM_NL__2PRFIN20051122_125609_000000352042_00410_19502_8710.N1	22-NOV-2005 12:56:09	Bright	34.500	180	27Gam Boo	3.0400	8000.0	69	19502	No
160	GOM_NL__2PRFIN20051122_130137_000000332042_00410_19502_8711.N1	22-NOV-2005 13:01:37	Bright	33.000	3	16Alp Boo	-0.050000	4250.0	66	19502	No



161	GOM_NL__2PRFIN20051122_130454_000000362042_00410_19502_8712.N1	22-NOV-2005 13:04:54	Bright	35.500	138	47Eps Vir	2.8280	4700.0	71	19502	No
162	GOM_NL__2PRFIN20051122_131326_000000092042_00410_19502_8713.N1	22-NOV-2005 13:13:26	Straylight	9.0000	163	7Del Crv	2.9450	11000.	18	19502	No
163	GOM_NL__2PRFIN20051122_131508_000000432042_00410_19502_8714.N1	22-NOV-2005 13:15:08	Twilight	43.000	106	9Bet Crv	2.6480	5600.0	86	19502	No
164	GOM_NL__2PRFIN20051122_132132_000000392042_00410_19502_8715.N1	22-NOV-2005 13:21:32	Dark	38.500	64	Gam Cen	2.2000	10600.	77	19502	No
165	GOM_NL__2PRFIN20051122_132410_000000402042_00410_19502_8716.N1	22-NOV-2005 13:24:10	Dark	40.000	20	Bet Cru	1.2530	30000.	80	19502	No
166	GOM_NL__2PRFIN20051122_132519_000000392042_00411_19503_8697.N1	22-NOV-2005 13:25:19	Dark	38.500	12	Alp1Cru	0.77500	30000.	77	19503	No
167	GOM_NL__2PRFIN20051122_132742_000000372042_00411_19503_8698.N1	22-NOV-2005 13:27:42	Dark	37.000	124	The Car	2.7640	30000.	74	19503	No
168	GOM_NL__2PRFIN20051122_133034_000000382042_00411_19503_8699.N1	22-NOV-2005 13:30:34	Dark	38.000	29	Bet Car	1.6720	10200.	76	19503	No
169	GOM_NL__2PRFIN20051122_134532_000000382042_00411_19503_8700.N1	22-NOV-2005 13:45:32	Straylight	38.000	157	The1Eri	2.9060	9300.0	76	19503	No
170	GOM_NL__2PRFIN20051122_135804_000000472042_00411_19503_8701.N1	22-NOV-2005 13:58:04	Tw_and_stray	46.500	94	92Alp Cet	2.5260	3100.0	93	19503	No
171	GOM_NL__2PRFIN20051122_140306_000000372042_00411_19503_8702.N1	22-NOV-2005 14:03:06	Bright	36.500	105	6Bet Ari	2.6450	8900.0	73	19503	No
172	GOM_NL__2PRFIN20051122_140655_000000352042_00411_19503_8703.N1	22-NOV-2005 14:06:55	Bright	34.500	173	4Bet Tri	3.0040	8900.0	69	19503	No
173	GOM_NL__2PRFIN20051122_140859_000000362042_00411_19503_8704.N1	22-NOV-2005 14:08:59	Bright	35.500	73	57Gam1And	2.2600	13100.	71	19503	No
174	GOM_NL__2PRFIN20051122_141342_000000362042_00411_19503_8705.N1	22-NOV-2005 14:13:42	Bright	35.500	68	18Alp Cas	2.2250	4500.0	71	19503	No
175	GOM_NL__2PRFIN20051122_141453_000000362042_00411_19503_8706.N1	22-NOV-2005 14:14:53	Bright	36.000	74	11Bet Cas	2.2680	6600.0	72	19503	No
176	GOM_NL__2PRFIN20051122_142212_000000362042_00411_19503_8707.N1	22-NOV-2005 14:22:12	Bright	35.500	49	1Alp UMi	1.9900	6300.0	71	19503	No
177	GOM_NL__2PRFIN20051122_142644_000000362042_00411_19503_8708.N1	22-NOV-2005 14:26:44	Bright	36.000	60	7Bet UMi	2.0810	3950.0	72	19503	No
178	GOM_NL__2PRFIN20051122_143229_000000372042_00411_19503_8709.N1	22-NOV-2005 14:32:29	Bright	37.000	55	79Zet UMa	2.0600	10200.	74	19503	No
179	GOM_NL__2PRFIN20051122_143401_000000372042_00411_19503_8710.N1	22-NOV-2005 14:34:01	Bright	37.000	39	85Eta UMa	1.8540	24000.	74	19503	No
180	GOM_NL__2PRFIN20051122_143645_000000512042_00411_19503_8711.N1	22-NOV-2005 14:36:45	Bright	51.000	180	27Gam Boo	3.0400	8000.0	102	19503	No
181	GOM_NL__2PRFIN20051122_144213_000000342042_00411_19503_8712.N1	22-NOV-2005 14:42:13	Bright	33.500	3	16Alp Boo	-0.050000	4250.0	67	19503	No
182	GOM_NL__2PRFIN20051122_144530_000000362042_00411_19503_8713.N1	22-NOV-2005 14:45:30	Bright	36.000	138	47Eps Vir	2.8280	4700.0	72	19503	No
183	GOM_NL__2PRFIN20051122_145403_000000092042_00411_19503_8714.N1	22-NOV-2005 14:54:03	Straylight	9.0000	163	7Del Crv	2.9450	11000.	18	19503	No
184	GOM_NL__2PRFIN20051122_145545_000000442042_00411_19503_8715.N1	22-NOV-2005 14:55:45	Twilight	44.000	106	9Bet Crv	2.6480	5600.0	88	19503	No
185	GOM_NL__2PRFIN20051122_150208_000000382042_00411_19503_8716.N1	22-NOV-2005 15:02:08	Dark	37.500	64	Gam Cen	2.2000	10600.	75	19503	No
186	GOM_NL__2PRFIN20051122_150446_000000472042_00411_19503_8717.N1	22-NOV-2005 15:04:46	Dark	47.000	20	Bet Cru	1.2530	30000.	94	19503	No
187	GOM_NL__2PRFIN20051122_150555_000000482042_00412_19504_8697.N1	22-NOV-2005 15:05:55	Dark	47.500	12	Alp1Cru	0.77500	30000.	95	19504	No
188	GOM_NL__2PRFIN20051122_150818_000000372042_00412_19504_8698.N1	22-NOV-2005 15:08:18	Dark	36.500	124	The Car	2.7640	30000.	73	19504	No
189	GOM_NL__2PRFIN20051122_151110_000000402042_00412_19504_8699.N1	22-NOV-2005 15:11:10	Dark	40.000	29	Bet Car	1.6720	10200.	80	19504	No
190	GOM_NL__2PRFIN20051122_152609_000000392042_00412_19504_8700.N1	22-NOV-2005 15:26:09	Straylight	39.000	157	The1Eri	2.9060	9300.0	78	19504	No
191	GOM_NL__2PRFIN20051122_153840_000000472042_00412_19504_8701.N1	22-NOV-2005 15:38:40	Tw_and_stray	46.500	94	92Alp Cet	2.5260	3100.0	93	19504	No
192	GOM_NL__2PRFIN20051122_154342_000000362042_00412_19504_8702.N1	22-NOV-2005 15:43:42	Bright	36.000	105	6Bet Ari	2.6450	8900.0	72	19504	No
193	GOM_NL__2PRFIN20051122_154731_000000342042_00412_19504_8703.N1	22-NOV-2005 15:47:31	Bright	34.000	173	4Bet Tri	3.0040	8900.0	68	19504	No
194	GOM_NL__2PRFIN20051122_154935_000000372042_00412_19504_8704.N1	22-NOV-2005 15:49:35	Bright	36.500	73	57Gam1And	2.2600	13100.	73	19504	No
195	GOM_NL__2PRFIN20051122_155418_000000372042_00412_19504_8705.N1	22-NOV-2005 15:54:18	Bright	36.500	68	18Alp Cas	2.2250	4500.0	73	19504	No
196	GOM_NL__2PRFIN20051122_155530_000000372042_00412_19504_8706.N1	22-NOV-2005 15:55:30	Bright	36.500	74	11Bet Cas	2.2680	6600.0	73	19504	No
197	GOM_NL__2PRFIN20051122_160248_000000352042_00412_19504_8707.N1	22-NOV-2005 16:02:48	Bright	34.500	49	1Alp UMi	1.9900	6300.0	69	19504	No
198	GOM_NL__2PRFIN20051122_160720_000000362042_00412_19504_8708.N1	22-NOV-2005 16:07:20	Bright	36.000	60	7Bet UMi	2.0810	3950.0	72	19504	No
199	GOM_NL__2PRFIN20051122_161305_000000352042_00412_19504_8709.N1	22-NOV-2005 16:13:05	Bright	35.000	55	79Zet UMa	2.0600	10200.	70	19504	No
200	GOM_NL__2PRFIN20051122_161437_000000332042_00412_19504_8710.N1	22-NOV-2005 16:14:37	Bright	32.500	39	85Eta UMa	1.8540	24000.	65	19504	No
201	GOM_NL__2PRFIN20051122_161721_000000322042_00412_19504_8711.N1	22-NOV-2005 16:17:21	Bright	32.000	180	27Gam Boo	3.0400	8000.0	64	19504	No
202	GOM_NL__2PRFIN20051122_162249_000000332042_00412_19504_8712.N1	22-NOV-2005 16:22:49	Bright	33.000	3	16Alp Boo	-0.050000	4250.0	66	19504	No
203	GOM_NL__2PRFIN20051122_162606_000000372042_00412_19504_8713.N1	22-NOV-2005 16:26:06	Bright	36.500	138	47Eps Vir	2.8280	4700.0	73	19504	No
204	GOM_NL__2PRFIN20051122_163621_000000452042_00412_19504_8714.N1	22-NOV-2005 16:36:21	Twilight	44.500	106	9Bet Crv	2.6480	5600.0	89	19504	No
205	GOM_NL__2PRFIN20051122_164245_000000392042_00412_19504_8715.N1	22-NOV-2005 16:42:45	Dark	39.000	64	Gam Cen	2.2000	10600.	78	19504	No
206	GOM_NL__2PRFIN20051122_164523_000000422042_00412_19504_8716.N1	22-NOV-2005 16:45:23	Dark	42.000	20	Bet Cru	1.2530	30000.	84	19504	No
207	GOM_NL__2PRFIN20051122_164632_000000402042_00413_19505_8697.N1	22-NOV-2005 16:46:32	Dark	40.000	12	Alp1Cru	0.77500	30000.	80	19505	No
208	GOM_NL__2PRFIN20051122_164855_000000372042_00413_19505_8698.N1	22-NOV-2005 16:48:55	Dark	36.500	124	The Car	2.7640	30000.	73	19505	No
209	GOM_NL__2PRFIN20051122_165146_000000432042_00413_19505_8699.N1	22-NOV-2005 16:51:46	Dark	42.500	29	Bet Car	1.6720	10200.	85	19505	No
210	GOM_NL__2PRFIN20051122_170645_000000402042_00413_19505_8700.N1	22-NOV-2005 17:06:45	Straylight	39.500	157	The1Eri	2.9060	9300.0	79	19505	No
211	GOM_NL__2PRFIN20051122_171916_000000442042_00413_19505_8701.N1	22-NOV-2005 17:19:16	Tw_and_stray	44.000	94	92Alp Cet	2.5260	3100.0	88	19505	No
212	GOM_NL__2PRFIN20051122_172418_000000372042_00413_19505_8702.N1	22-NOV-2005 17:24:18	Bright	36.500	105	6Bet Ari	2.6450	8900.0	73	19505	No
213	GOM_NL__2PRFIN20051122_172807_000000352042_00413_19505_8703.N1	22-NOV-2005 17:28:07	Bright	35.000	173	4Bet Tri	3.0040	8900.0	70	19505	No
214	GOM_NL__2PRFIN20051122_173011_000000372042_00413_19505_8704.N1	22-NOV-2005 17:30:11	Bright	37.000	73	57Gam1And	2.2600	13100.	74	19505	No
215	GOM_NL__2PRFIN20051122_173454_000000372042_00413_19505_8705.N1	22-NOV-2005 17:34:54	Bright	36.500	68	18Alp Cas	2.2250	4500.0	73	19505	No
216	GOM_NL__2PRFIN20051122_173606_000000372042_00413_19505_8706.N1	22-NOV-2005 17:36:06	Bright	37.000	74	11Bet Cas	2.2680	6600.0	74	19505	No
217	GOM_NL__2PRFIN20051122_174324_000000362042_00413_19505_8707.N1	22-NOV-2005 17:43:24	Bright	36.000	49	1Alp UMi	1.9900	6300.0	72	19505	No
218	GOM_NL__2PRFIN20051122_174756_000000382042_00413_19505_8708.N1	22-NOV-2005 17:47:56	Bright	38.000	60	7Bet UMi	2.0810	3950.0	76	19505	No
219	GOM_NL__2PRFIN20051122_175341_000000382042_00413_19505_8709.N1	22-NOV-2005 17:53:41	Bright	37.500	55	79Zet UMa	2.0600	10200.	75	19505	No

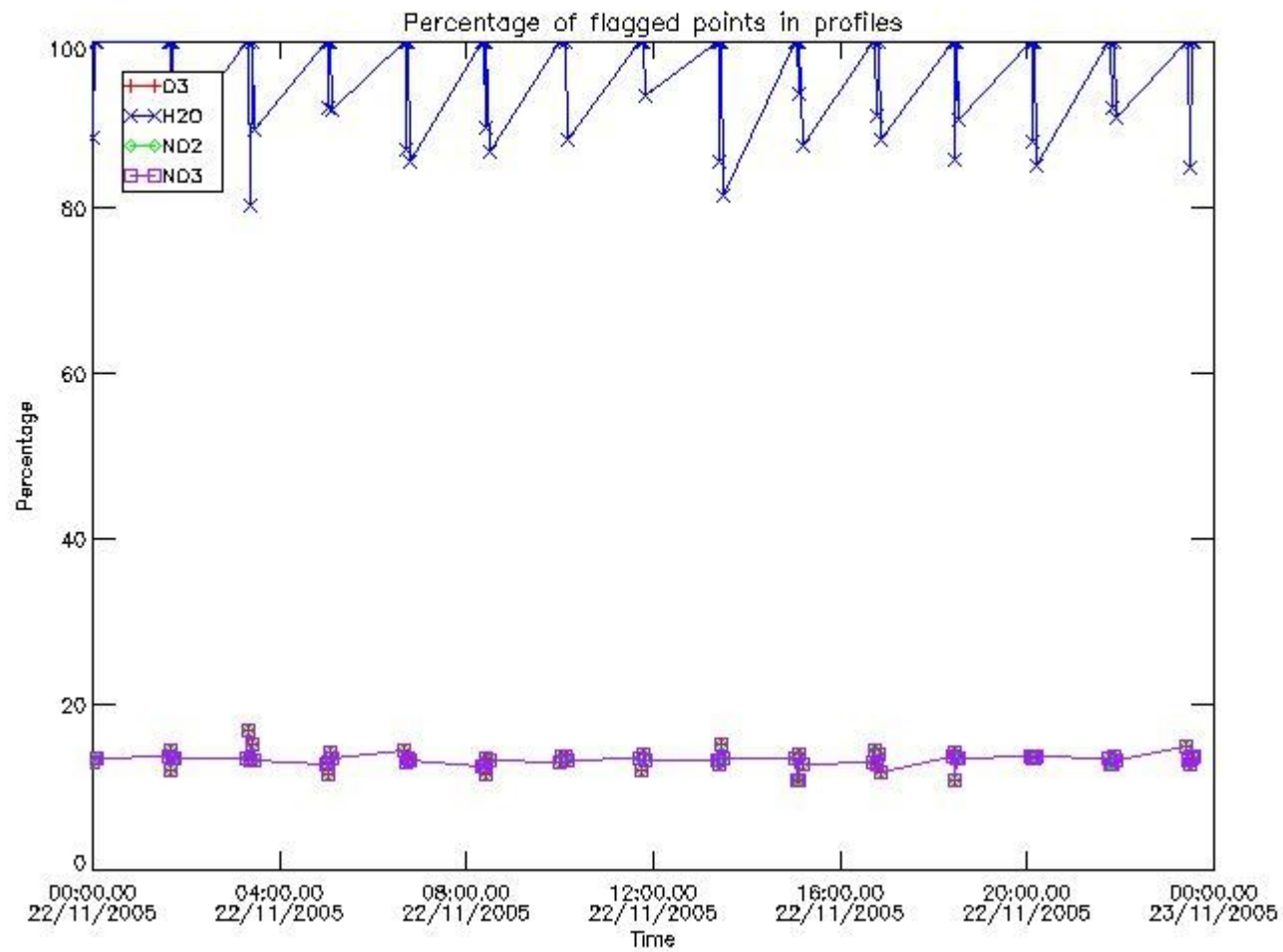
220	GOM_NL__2PRFIN20051122_175513_000000362042_00413_19505_8710.N1	22-NOV-2005 17:55:13	Bright	36.000	39	85Eta UMa	1.8540	24000.	72	19505	No
221	GOM_NL__2PRFIN20051122_175757_000000342042_00413_19505_8711.N1	22-NOV-2005 17:57:57	Bright	33.500	180	27Gam Boo	3.0400	8000.0	67	19505	No
222	GOM_NL__2PRFIN20051122_180326_000000342042_00413_19505_8712.N1	22-NOV-2005 18:03:26	Bright	33.500	3	16Alp Boo	-0.050000	4250.0	67	19505	No
223	GOM_NL__2PRFIN20051122_180643_000000502042_00413_19505_8713.N1	22-NOV-2005 18:06:43	Bright	49.500	138	47Eps Vir	2.8280	4700.0	99	19505	No
224	GOM_NL__2PRFIN20051122_181658_000000452042_00413_19505_8714.N1	22-NOV-2005 18:16:58	Twilight	44.500	106	9Bet Crv	2.6480	5600.0	89	19505	No
225	GOM_NL__2PRFIN20051122_182321_000000372042_00413_19505_8715.N1	22-NOV-2005 18:23:21	Dark	37.000	64	Gam Cen	2.2000	10600.	74	19505	No
226	GOM_NL__2PRFIN20051122_182559_000000402042_00413_19505_8716.N1	22-NOV-2005 18:25:59	Dark	39.500	20	Bet Cru	1.2530	30000.	79	19505	No
227	GOM_NL__2PRFIN20051122_182708_000000472042_00414_19506_8697.N1	22-NOV-2005 18:27:08	Dark	46.500	12	Alp1Cru	0.77500	30000.	93	19506	No
228	GOM_NL__2PRFIN20051122_182931_000000382042_00414_19506_8698.N1	22-NOV-2005 18:29:31	Dark	37.500	124	The Car	2.7640	30000.	75	19506	No
229	GOM_NL__2PRFIN20051122_183223_000000382042_00414_19506_8699.N1	22-NOV-2005 18:32:23	Dark	37.500	29	Bet Car	1.6720	10200.	75	19506	No
230	GOM_NL__2PRFIN20051122_184721_000000382042_00414_19506_8700.N1	22-NOV-2005 18:47:21	Straylight	37.500	157	The1Eri	2.9060	9300.0	75	19506	No
231	GOM_NL__2PRFIN20051122_185952_000000462042_00414_19506_8701.N1	22-NOV-2005 18:59:52	Tw_i_and_stray	45.500	94	92Alp Cet	2.5260	3100.0	91	19506	No
232	GOM_NL__2PRFIN20051122_190454_000000362042_00414_19506_8702.N1	22-NOV-2005 19:04:54	Bright	36.000	105	6Bet Ari	2.6450	8900.0	72	19506	No
233	GOM_NL__2PRFIN20051122_190844_000000342042_00414_19506_8703.N1	22-NOV-2005 19:08:44	Bright	34.000	173	4Bet Tri	3.0040	8900.0	68	19506	No
234	GOM_NL__2PRFIN20051122_191047_000000362042_00414_19506_8704.N1	22-NOV-2005 19:10:47	Bright	35.500	73	57Gam1And	2.2600	13100.	71	19506	No
235	GOM_NL__2PRFIN20051122_191530_000000392042_00414_19506_8705.N1	22-NOV-2005 19:15:30	Bright	38.500	68	18Alp Cas	2.2250	4500.0	77	19506	No
236	GOM_NL__2PRFIN20051122_191642_000000372042_00414_19506_8706.N1	22-NOV-2005 19:16:42	Bright	36.500	74	11Bet Cas	2.2680	6600.0	73	19506	No
237	GOM_NL__2PRFIN20051122_192400_000000362042_00414_19506_8707.N1	22-NOV-2005 19:24:00	Bright	36.000	49	1Alp UMi	1.9900	6300.0	72	19506	No
238	GOM_NL__2PRFIN20051122_192832_000000372042_00414_19506_8708.N1	22-NOV-2005 19:28:32	Bright	37.000	60	7Bet UMi	2.0810	3950.0	74	19506	No
239	GOM_NL__2PRFIN20051122_193417_000000342042_00414_19506_8709.N1	22-NOV-2005 19:34:17	Bright	34.000	55	79Zet UMa	2.0600	10200.	68	19506	No
240	GOM_NL__2PRFIN20051122_193549_000000342042_00414_19506_8710.N1	22-NOV-2005 19:35:49	Bright	33.500	39	85Eta UMa	1.8540	24000.	67	19506	No
241	GOM_NL__2PRFIN20051122_193833_000000332042_00414_19506_8711.N1	22-NOV-2005 19:38:33	Bright	33.000	180	27Gam Boo	3.0400	8000.0	66	19506	No
242	GOM_NL__2PRFIN20051122_194402_000000342042_00414_19506_8712.N1	22-NOV-2005 19:44:02	Bright	33.500	3	16Alp Boo	-0.050000	4250.0	67	19506	No
243	GOM_NL__2PRFIN20051122_194719_000000372042_00414_19506_8713.N1	22-NOV-2005 19:47:19	Bright	37.000	138	47Eps Vir	2.8280	4700.0	74	19506	No
244	GOM_NL__2PRFIN20051122_195734_000000422042_00414_19506_8714.N1	22-NOV-2005 19:57:34	Twilight	42.000	106	9Bet Crv	2.6480	5600.0	84	19506	No
245	GOM_NL__2PRFIN20051122_200357_000000372042_00414_19506_8715.N1	22-NOV-2005 20:03:57	Dark	37.000	64	Gam Cen	2.2000	10600.	74	19506	No
246	GOM_NL__2PRFIN20051122_200635_000000372042_00414_19506_8716.N1	22-NOV-2005 20:06:35	Dark	37.000	20	Bet Cru	1.2530	30000.	74	19506	No
247	GOM_NL__2PRFIN20051122_200744_000000382042_00415_19507_8697.N1	22-NOV-2005 20:07:44	Dark	37.500	12	Alp1Cru	0.77500	30000.	75	19507	No
248	GOM_NL__2PRFIN20051122_201007_000000382042_00415_19507_8698.N1	22-NOV-2005 20:10:07	Dark	37.500	124	The Car	2.7640	30000.	75	19507	No
249	GOM_NL__2PRFIN20051122_201259_000000372042_00415_19507_8699.N1	22-NOV-2005 20:12:59	Dark	36.500	29	Bet Car	1.6720	10200.	73	19507	No
250	GOM_NL__2PRFIN20051122_202757_000000382042_00415_19507_8700.N1	22-NOV-2005 20:27:57	Straylight	37.500	157	The1Eri	2.9060	9300.0	75	19507	No
251	GOM_NL__2PRFIN20051122_204028_000000442042_00415_19507_8701.N1	22-NOV-2005 20:40:28	Tw_i_and_stray	44.000	94	92Alp Cet	2.5260	3100.0	88	19507	No
252	GOM_NL__2PRFIN20051122_204530_000000372042_00415_19507_8702.N1	22-NOV-2005 20:45:30	Bright	36.500	105	6Bet Ari	2.6450	8900.0	73	19507	No
253	GOM_NL__2PRFIN20051122_204919_000000342042_00415_19507_8703.N1	22-NOV-2005 20:49:19	Bright	34.000	173	4Bet Tri	3.0040	8900.0	68	19507	No
254	GOM_NL__2PRFIN20051122_205123_000000372042_00415_19507_8704.N1	22-NOV-2005 20:51:23	Bright	36.500	73	57Gam1And	2.2600	13100.	73	19507	No
255	GOM_NL__2PRFIN20051122_205606_000000382042_00415_19507_8705.N1	22-NOV-2005 20:56:06	Bright	37.500	68	18Alp Cas	2.2250	4500.0	75	19507	No
256	GOM_NL__2PRFIN20051122_205719_000000382042_00415_19507_8706.N1	22-NOV-2005 20:57:19	Bright	37.500	74	11Bet Cas	2.2680	6600.0	75	19507	No
257	GOM_NL__2PRFIN20051122_210436_000000362042_00415_19507_8707.N1	22-NOV-2005 21:04:36	Bright	35.500	49	1Alp UMi	1.9900	6300.0	71	19507	No
258	GOM_NL__2PRFIN20051122_210908_000000382042_00415_19507_8708.N1	22-NOV-2005 21:09:08	Bright	37.500	60	7Bet UMi	2.0810	3950.0	75	19507	No
259	GOM_NL__2PRFIN20051122_211453_000000382042_00415_19507_8709.N1	22-NOV-2005 21:14:53	Bright	37.500	55	79Zet UMa	2.0600	10200.	75	19507	No
260	GOM_NL__2PRFIN20051122_211625_000000372042_00415_19507_8710.N1	22-NOV-2005 21:16:25	Bright	36.500	39	85Eta UMa	1.8540	24000.	73	19507	No
261	GOM_NL__2PRFIN20051122_211909_000000352042_00415_19507_8711.N1	22-NOV-2005 21:19:09	Bright	35.000	180	27Gam Boo	3.0400	8000.0	70	19507	No
262	GOM_NL__2PRFIN20051122_212438_000000332042_00415_19507_8712.N1	22-NOV-2005 21:24:38	Bright	33.000	3	16Alp Boo	-0.050000	4250.0	66	19507	No
263	GOM_NL__2PRFIN20051122_212755_000000352042_00415_19507_8713.N1	22-NOV-2005 21:27:55	Bright	34.500	138	47Eps Vir	2.8280	4700.0	69	19507	No
264	GOM_NL__2PRFIN20051122_213810_000000472042_00415_19507_8714.N1	22-NOV-2005 21:38:10	Twilight	46.500	106	9Bet Crv	2.6480	5600.0	93	19507	No
265	GOM_NL__2PRFIN20051122_214433_000000382042_00415_19507_8715.N1	22-NOV-2005 21:44:33	Dark	37.500	64	Gam Cen	2.2000	10600.	75	19507	No
266	GOM_NL__2PRFIN20051122_214711_000000442042_00415_19507_8716.N1	22-NOV-2005 21:47:11	Dark	43.500	20	Bet Cru	1.2530	30000.	87	19507	No
267	GOM_NL__2PRFIN20051122_214820_000000442042_00416_19508_8697.N1	22-NOV-2005 21:48:20	Dark	44.000	12	Alp1Cru	0.77500	30000.	88	19508	No
268	GOM_NL__2PRFIN20051122_215044_000000372042_00416_19508_8698.N1	22-NOV-2005 21:50:44	Dark	37.000	124	The Car	2.7640	30000.	74	19508	No
269	GOM_NL__2PRFIN20051122_215335_000000392042_00416_19508_8699.N1	22-NOV-2005 21:53:35	Dark	38.500	29	Bet Car	1.6720	10200.	77	19508	No
270	GOM_NL__2PRFIN20051122_220833_000000392042_00416_19508_8700.N1	22-NOV-2005 22:08:33	Straylight	38.500	157	The1Eri	2.9060	9300.0	77	19508	No
271	GOM_NL__2PRFIN20051122_222103_000000452042_00416_19508_8701.N1	22-NOV-2005 22:21:03	Tw_i_and_stray	44.500	94	92Alp Cet	2.5260	3100.0	89	19508	No
272	GOM_NL__2PRFIN20051122_222606_000000362042_00416_19508_8702.N1	22-NOV-2005 22:26:06	Bright	36.000	105	6Bet Ari	2.6450	8900.0	72	19508	No
273	GOM_NL__2PRFIN20051122_222955_000000352042_00416_19508_8703.N1	22-NOV-2005 22:29:55	Bright	34.500	173	4Bet Tri	3.0040	8900.0	69	19508	No
274	GOM_NL__2PRFIN20051122_223159_000000362042_00416_19508_8704.N1	22-NOV-2005 22:31:59	Bright	35.500	73	57Gam1And	2.2600	13100.	71	19508	No
275	GOM_NL__2PRFIN20051122_223642_000000372042_00416_19508_8705.N1	22-NOV-2005 22:36:42	Bright	36.500	68	18Alp Cas	2.2250	4500.0	73	19508	No
276	GOM_NL__2PRFIN20051122_223755_000000362042_00416_19508_8706.N1	22-NOV-2005 22:37:55	Bright	36.000	74	11Bet Cas	2.2680	6600.0	72	19508	No
277	GOM_NL__2PRFIN20051122_224512_000000372042_00416_19508_8707.N1	22-NOV-2005 22:45:12	Bright	36.500	49	1Alp UMi	1.9900	6300.0	73	19508	No
278	GOM_NL__2PRFIN20051122_224944_000000362042_00416_19508_8708.N1	22-NOV-2005 22:49:44	Bright	35.500	60	7Bet UMi	2.0810	3950.0	71	19508	No

279	GOM_NL__2PRFIN20051122_225529_000000352042_00416_19508_8709.N1	22-NOV-2005 22:55:29	Bright	35.000	55	79Zet UMa	2.0600	10200.	70	19508	No
280	GOM_NL__2PRFIN20051122_225701_000000362042_00416_19508_8710.N1	22-NOV-2005 22:57:01	Bright	36.000	39	85Eta UMa	1.8540	24000.	72	19508	No
281	GOM_NL__2PRFIN20051122_225945_000000322042_00416_19508_8711.N1	22-NOV-2005 22:59:45	Bright	31.500	180	27Gam Boo	3.0400	8000.0	63	19508	No
282	GOM_NL__2PRFIN20051122_230244_000000192042_00416_19508_8712.N1	22-NOV-2005 23:02:44	Twilight	19.000	83		2.3780	11000.	38	19508	No
283	GOM_NL__2PRFIN20051122_230514_000000332042_00416_19508_8713.N1	22-NOV-2005 23:05:14	Bright	32.500	3	16Alp Boo	-0.050000	4250.0	65	19508	No
284	GOM_NL__2PRFIN20051122_230831_000000352042_00416_19508_8714.N1	22-NOV-2005 23:08:31	Bright	35.000	138	47Eps Vir	2.8280	4700.0	70	19508	No
285	GOM_NL__2PRFIN20051122_231847_000000452042_00416_19508_8715.N1	22-NOV-2005 23:18:47	Twilight	44.500	106	9Bet Crv	2.6480	5600.0	89	19508	No
286	GOM_NL__2PRFIN20051122_232509_000000382042_00416_19508_8716.N1	22-NOV-2005 23:25:09	Dark	37.500	64	Gam Cen	2.2000	10600.	75	19508	No
287	GOM_NL__2PRFIN20051122_232747_000000392042_00416_19508_8717.N1	22-NOV-2005 23:27:47	Dark	38.500	20	Bet Cru	1.2530	30000.	77	19508	No
288	GOM_NL__2PRFIN20051122_232856_000000402042_00417_19509_8697.N1	22-NOV-2005 23:28:56	Dark	40.000	12	Alp1Cru	0.77500	30000.	80	19509	No
289	GOM_NL__2PRFIN20051122_233120_000000382042_00417_19509_8698.N1	22-NOV-2005 23:31:20	Dark	38.000	124	The Car	2.7640	30000.	76	19509	No
290	GOM_NL__2PRFIN20051122_233411_000000372042_00417_19509_8699.N1	22-NOV-2005 23:34:11	Dark	37.000	29	Bet Car	1.6720	10200.	74	19509	No
291	GOM_NL__2PRFIN20051122_234909_000000382042_00417_19509_8700.N1	22-NOV-2005 23:49:09	Straylight	38.000	157	The1Eri	2.9060	9300.0	76	19509	No

### 3. Quality information per product

In this section it is plotted some information contained in the Quality Summary data set of the level 2 products. Only products in dark limb conditions and without errors (error flag in the MPH set to "0") are used.

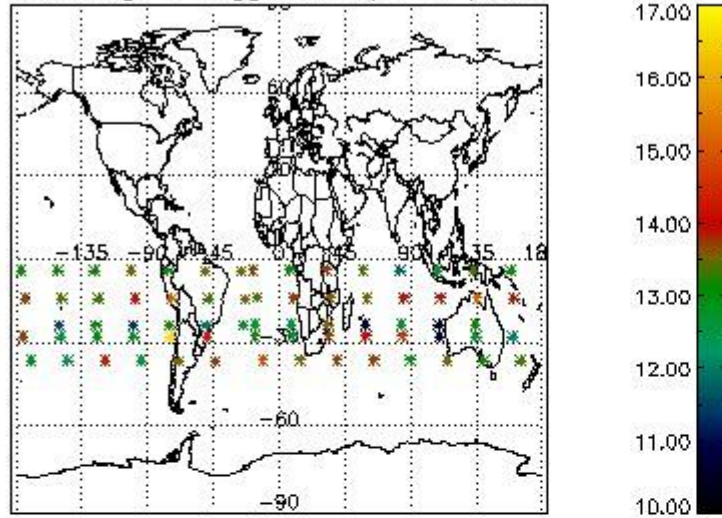
#### 3.1 Plot quality information per product (time dependant)



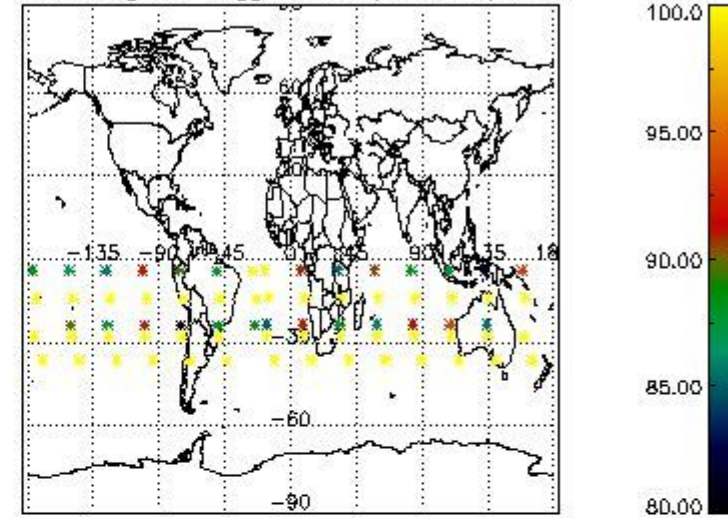
#### 3.2 Plot quality information per product (world map)



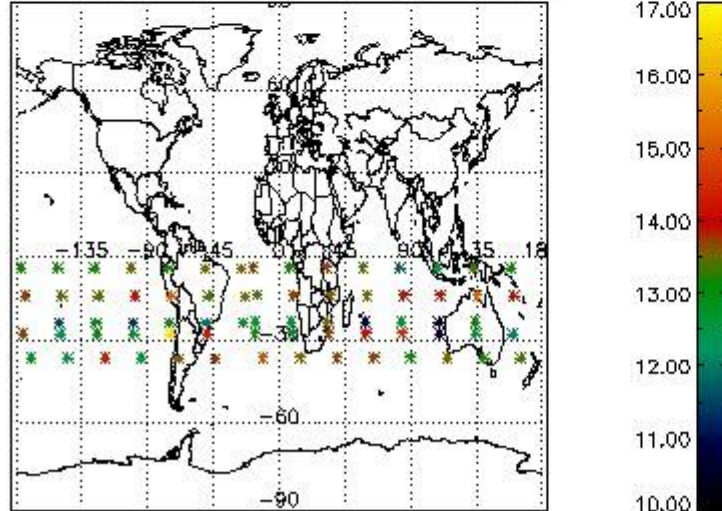
Percentage of flagged data per O3 profile



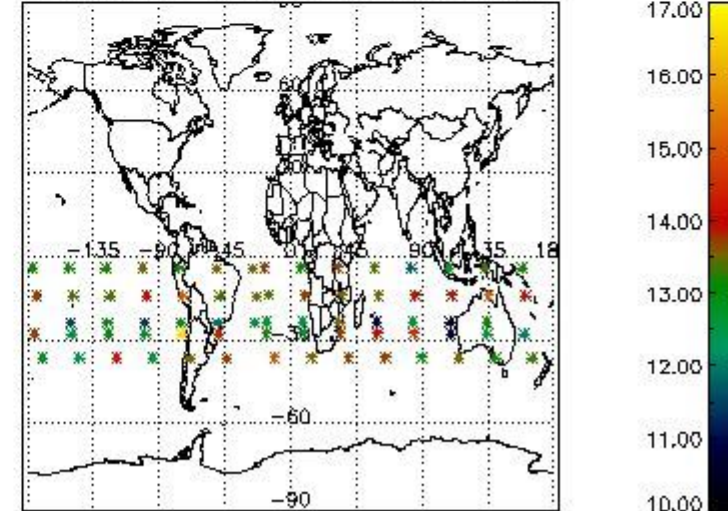
Percentage of flagged data per H2O profile



Percentage of flagged data per NO2 profile



Percentage of flagged data per NO3 profile

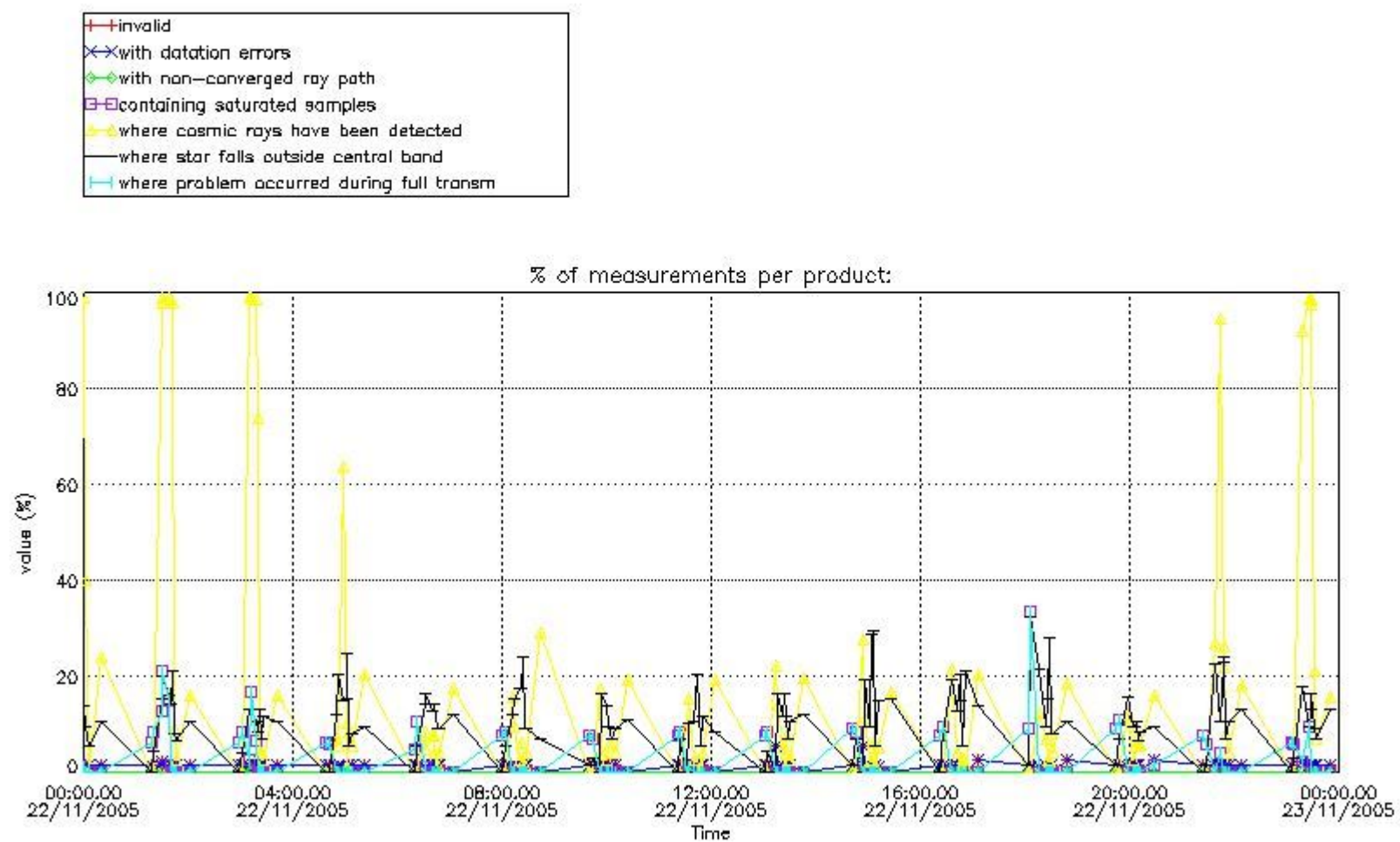


#### 4. Level 1 quality information per product

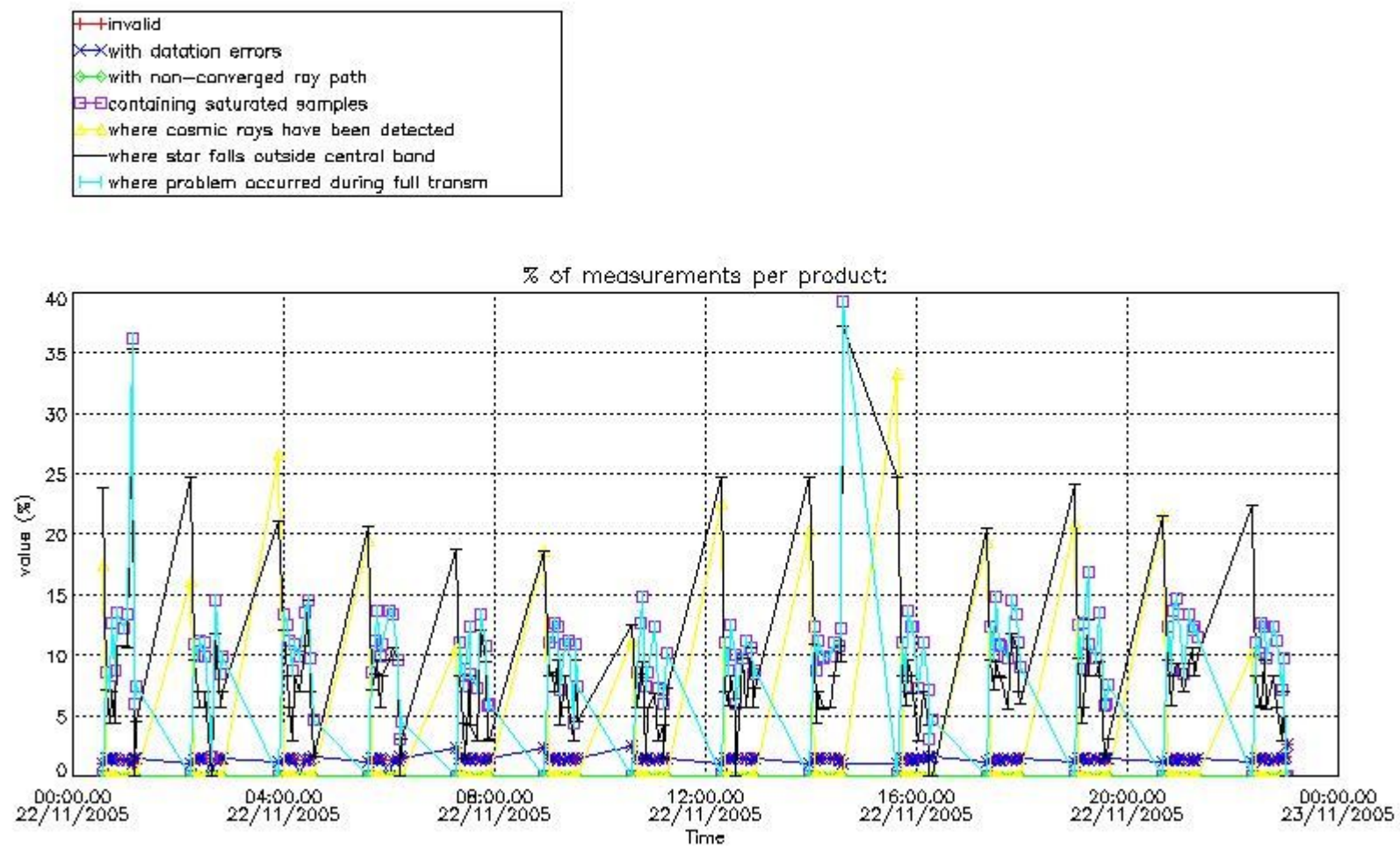
In this section it is plotted some information contained in the Quality Summary data set of the level 2 products that comes from the level 1b processing. Products without errors (error flag in the MPH set to "0") are used.

##### 4.1 Plot quality information per product (time dependant) coming from level 1b processing

###### 4.1.1 Plot level 1 quality information per product (time dependant): ENVISAT ASCENDING passes



4.1.2 Plot level 1 quality information per product (time dependant): ENVI SAT DESCENDING passes

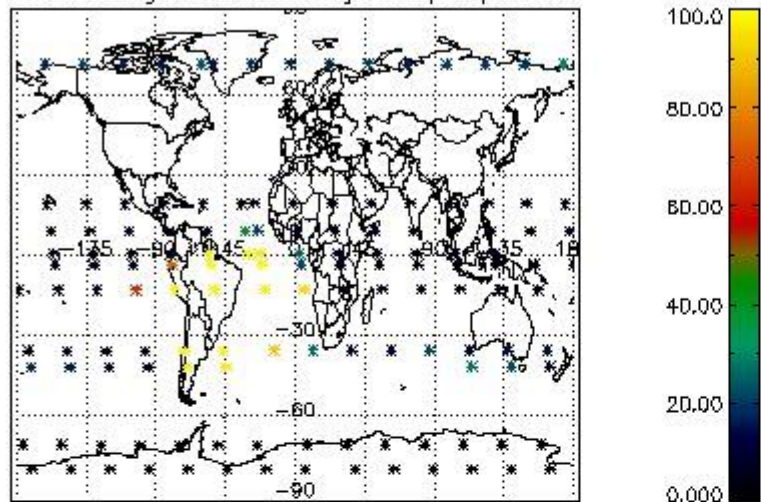


#### 4.2 Plot quality information per product coming from level 1b processing (world map)

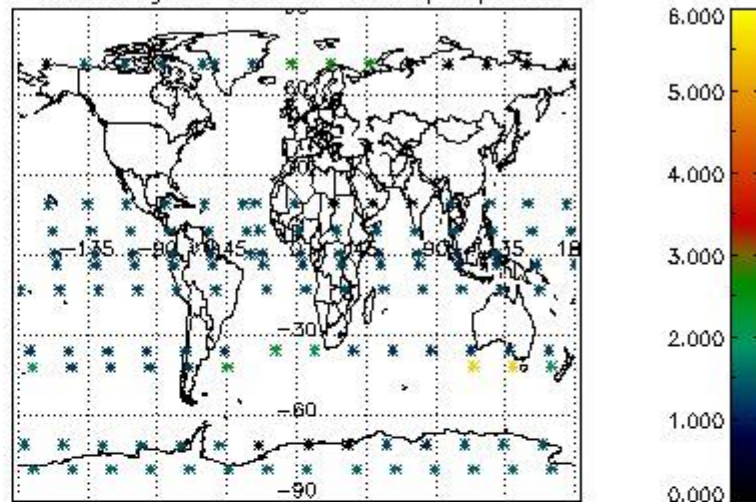
##### 4.2.1 Plot level 1 quality information per product (world map): ENVISAT ASCENDING passes



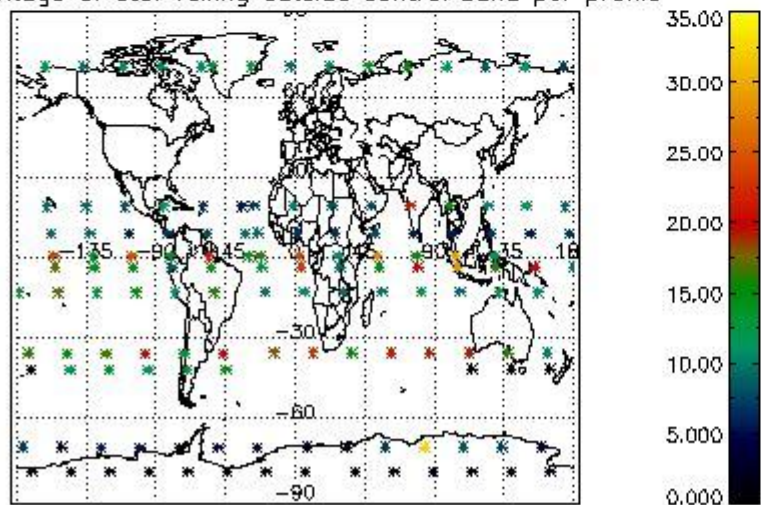
Percentage of cosmic ray hits per profile



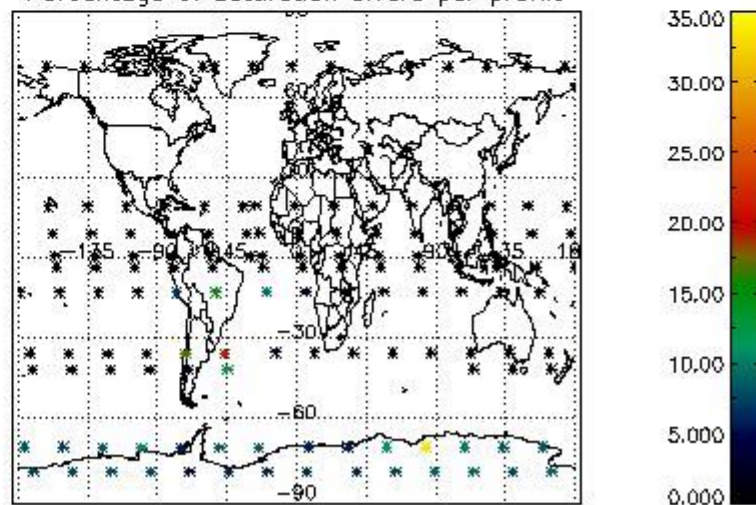
Percentage of datation errors per profile



Percentage of star falling outside central band per profile

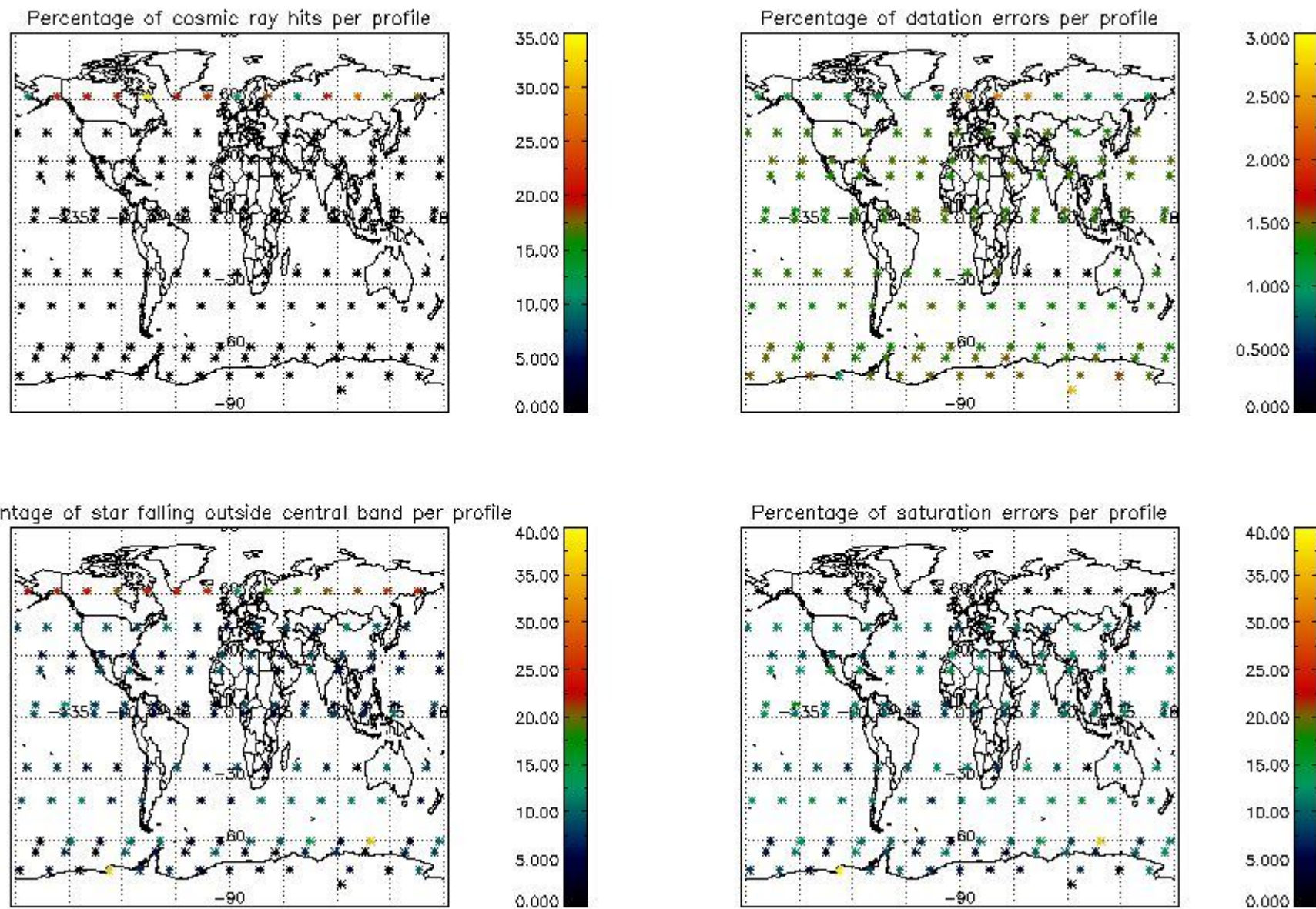


Percentage of saturation errors per profile



4.2.2 Plot level 1 quality information per product (world map): ENVISAT DESCENDING passes





## 5. Trace gas profiles

### 5.1 Ozone statistics based on quality of products

The final quality of the products can be "measured" using the STD (Standard Deviation) attached to every point profile. This information is written to the parameter GOM\_NL\_\_2P/NL\_LOCAL\_SPECIES\_DENSITY/o3\_std of the level 2 products. The table below shows the statistics for given STD ranges.

The statistics are given with respect to the overall valid production:

- Products without fatal errors: GOM\_NL\_\_2P/MPH/PRODUCT\_ERR=0
- Valid point profile: GOM\_NL\_\_2P/NL\_LOCAL\_SPECIES\_DENSITY/pcd(0)=0

The 'Criteria' is applied to valid points of dark limb products:

- Products in dark limb illumination condition: GOM\_NL\_\_2P/NL\_SUMMARY\_QUALITY/obs\_ill\_cond=0
- Products without fatal errors: GOM\_NL\_\_2P/MPH/PRODUCT\_ERR=0
- Valid point profile: GOM\_NL\_\_2P/NL\_LOCAL\_SPECIES\_DENSITY/pcd(0)=0

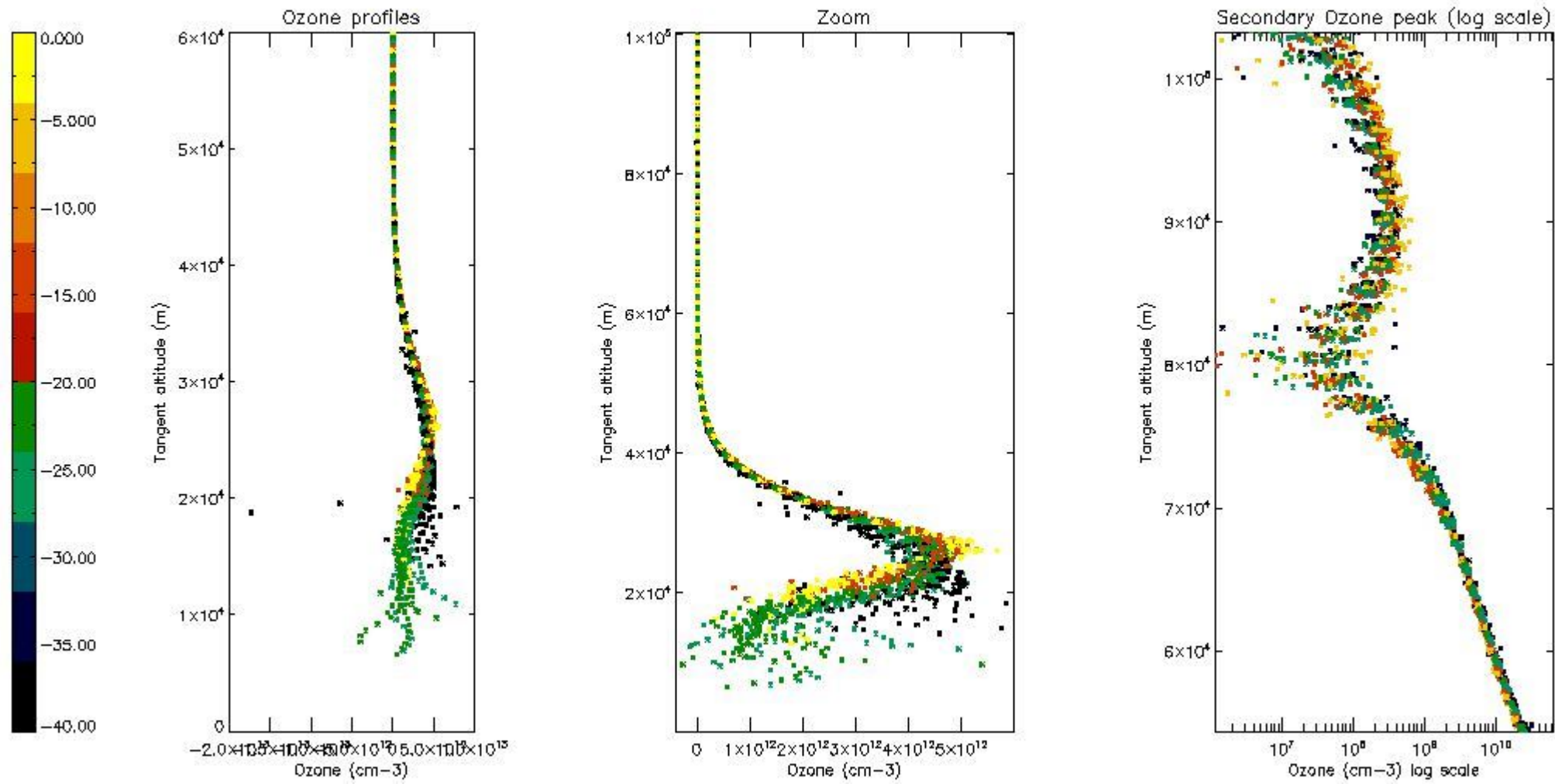
So, the table below shows the percentage of dark limb and valid observations for each criteria with respect to the overall valid daily observations.

Criteria	% of total production
All STD	26
STD < 20	19

STD < 10	16
STD < 5	12

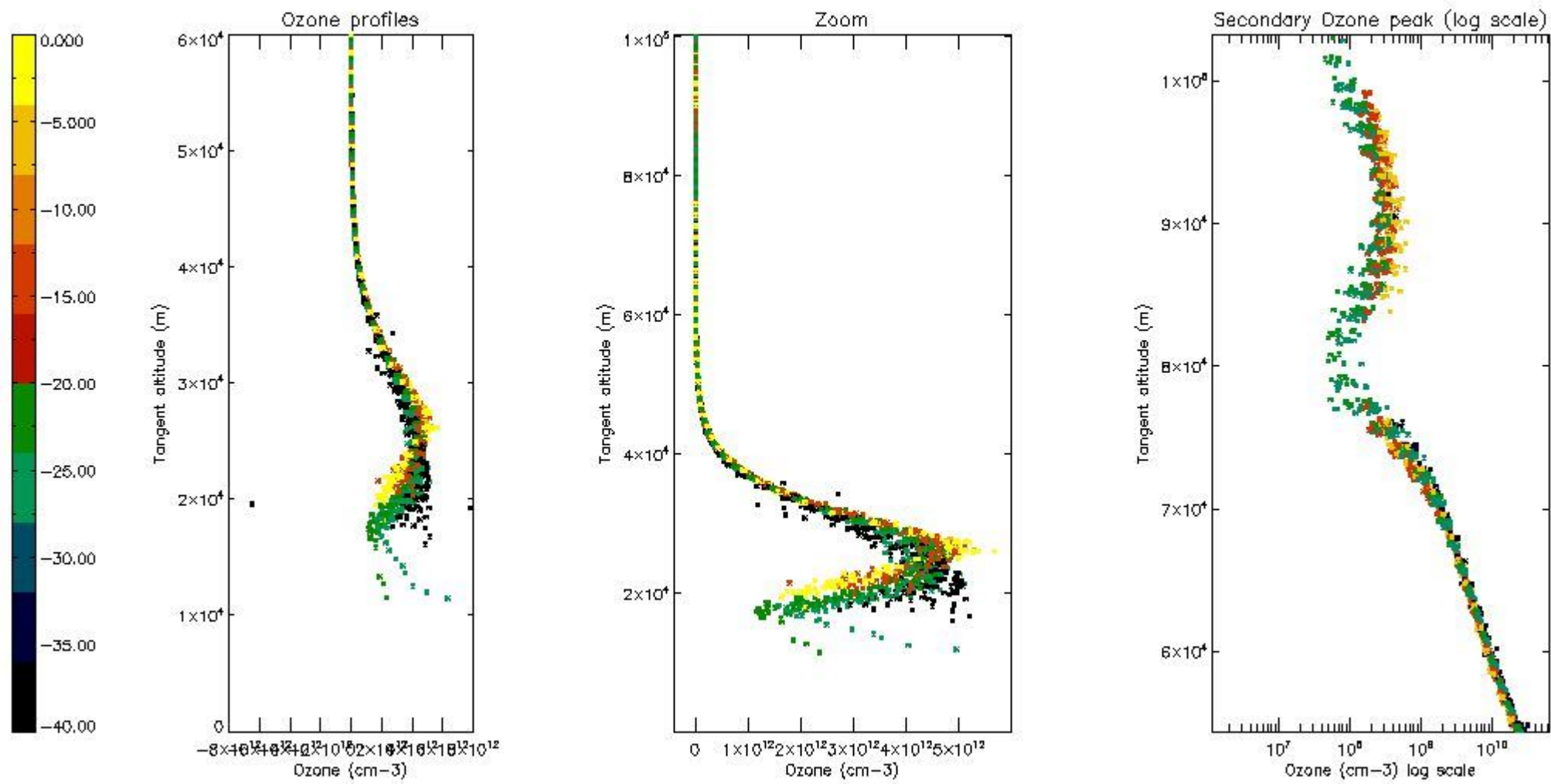
5.2 Plot ozone profiles for all STD (dark without errors)

The colorbar represents the latitude.



5.3 Plot ozone profiles where STD < 20% (dark without errors)

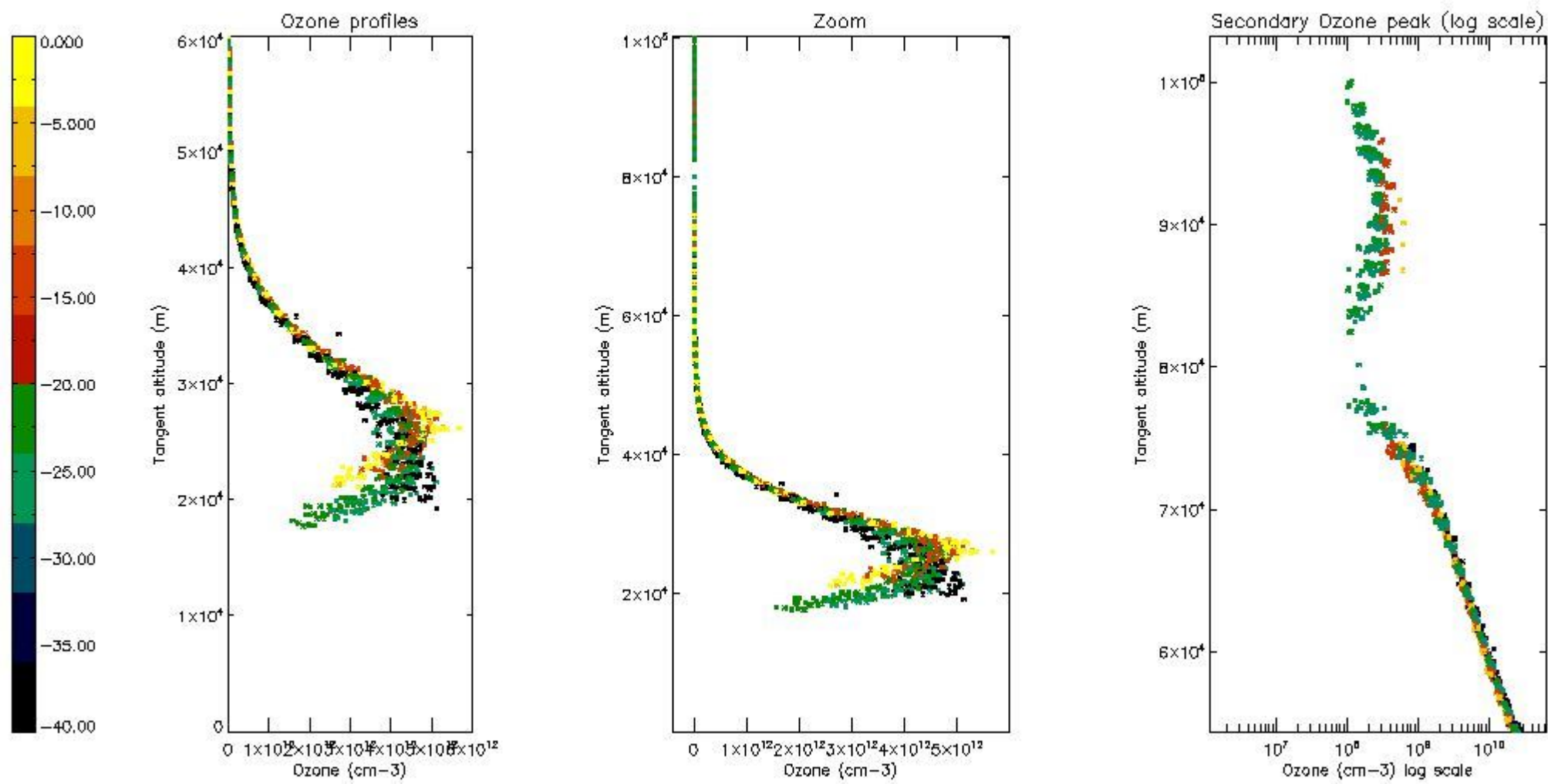
The colorbar represents the latitude.



*5.4 Plot ozone profiles where STD < 10% (dark without errors)*

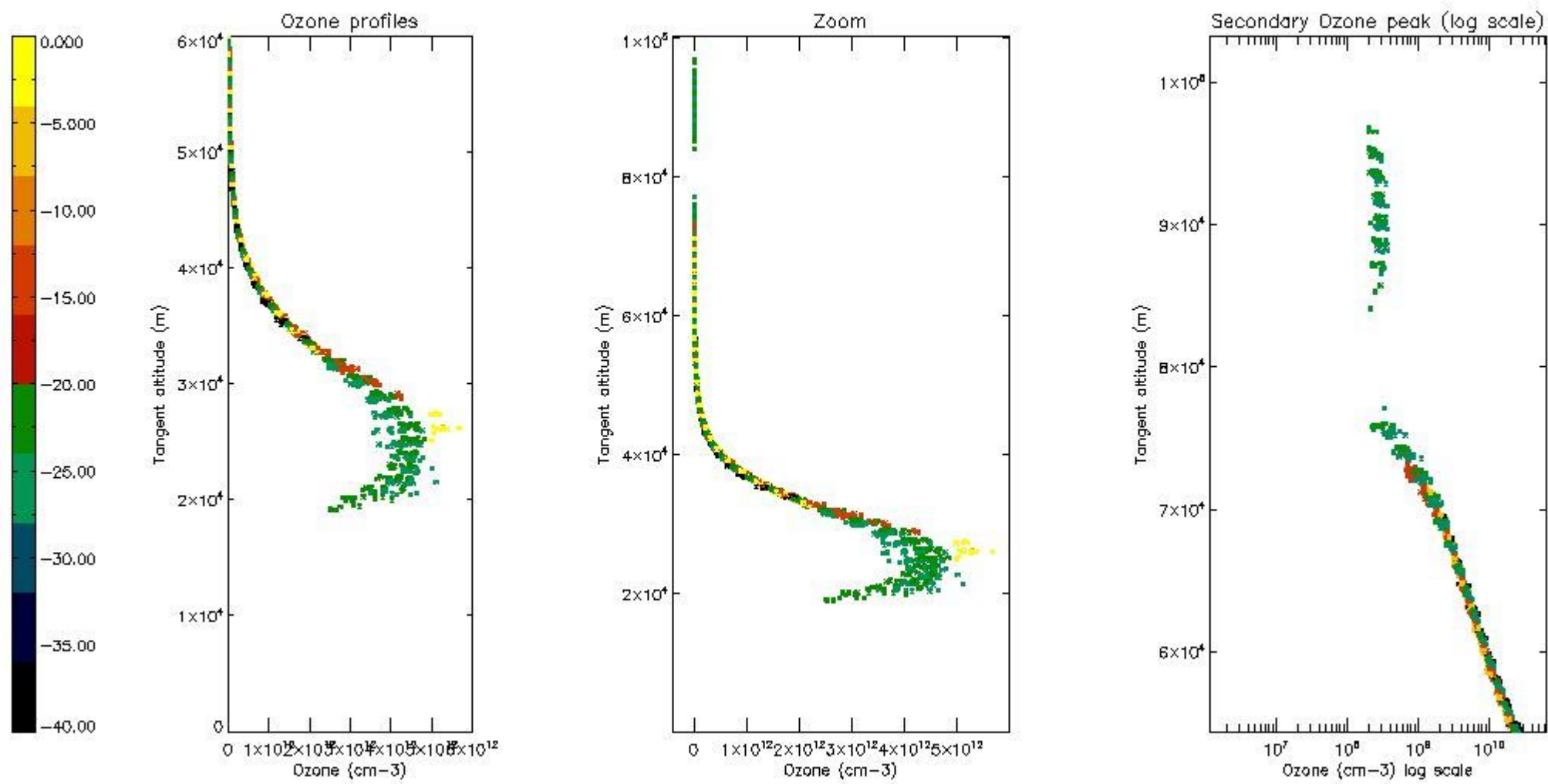
The colorbar represents the latitude.





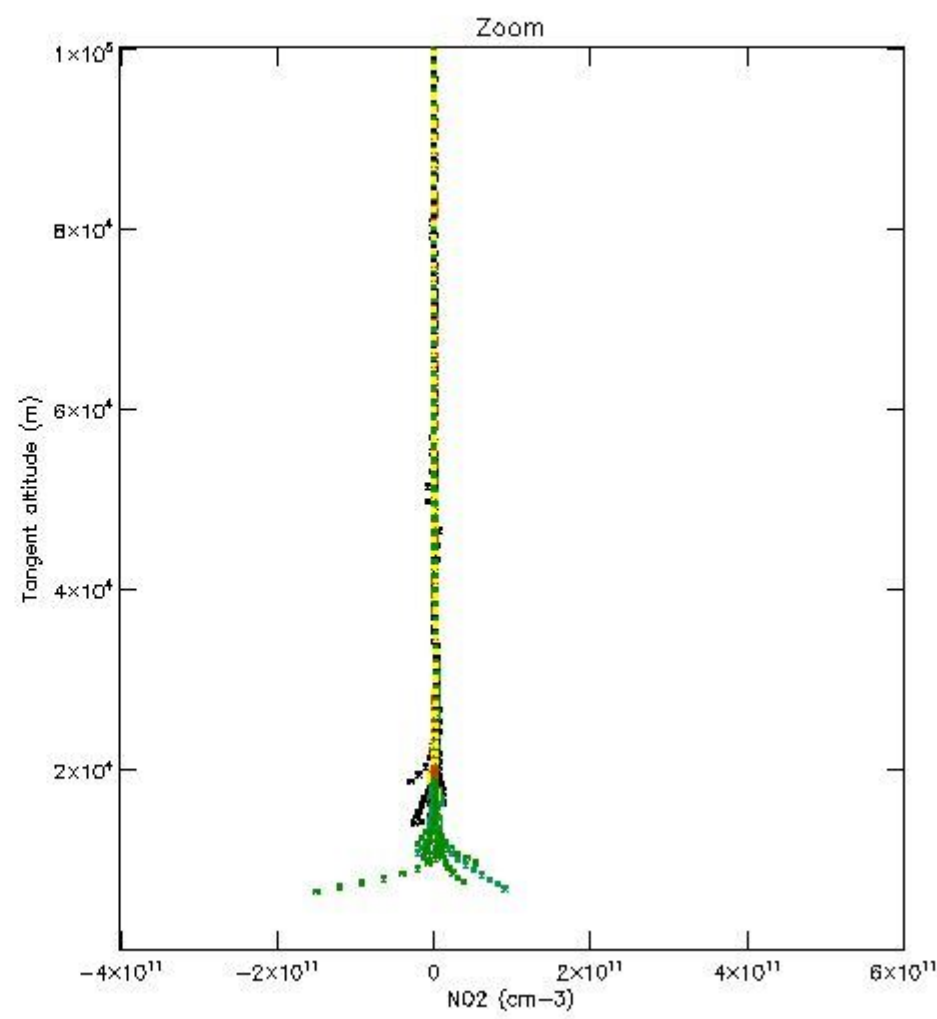
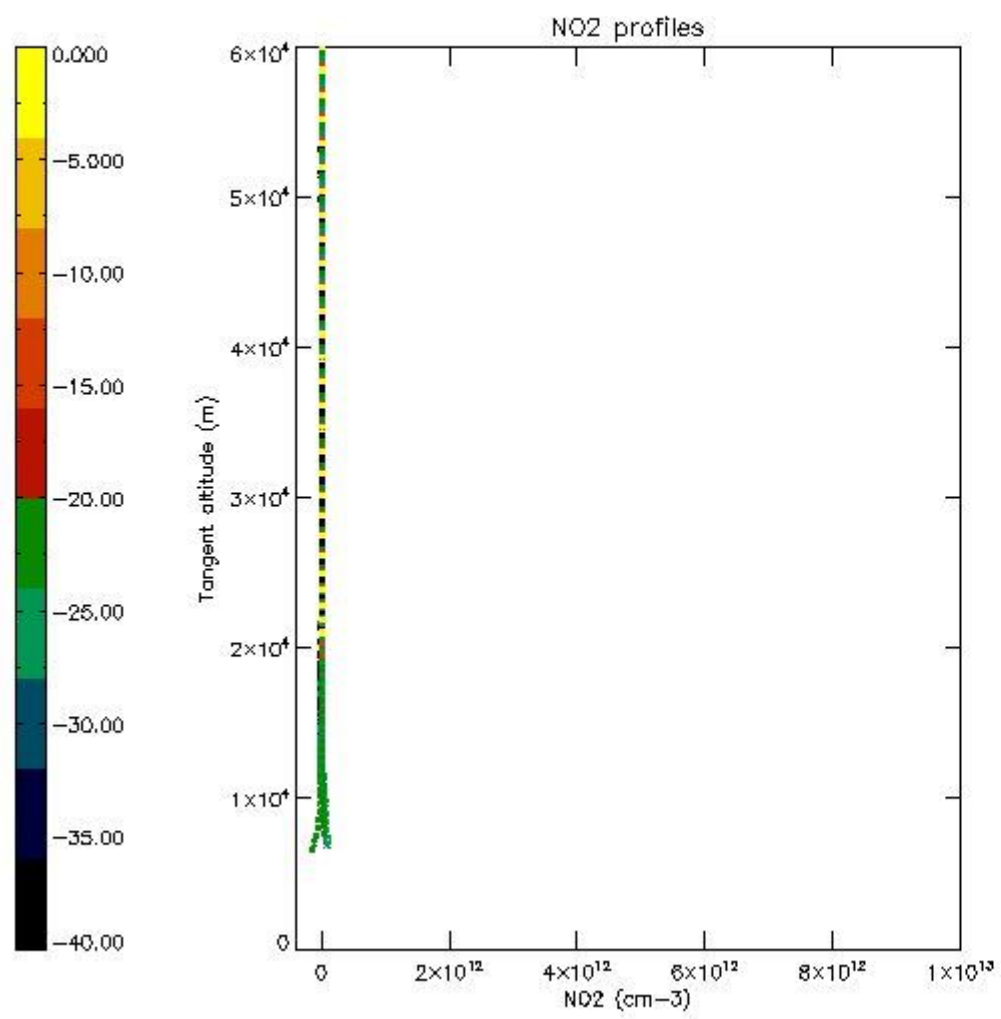
*5.5 Plot ozone profiles where STD < 5% (dark without errors)*

The colorbar represents the latitude.



*5.6 Plot NO<sub>2</sub> profiles for all STD (dark without errors)*

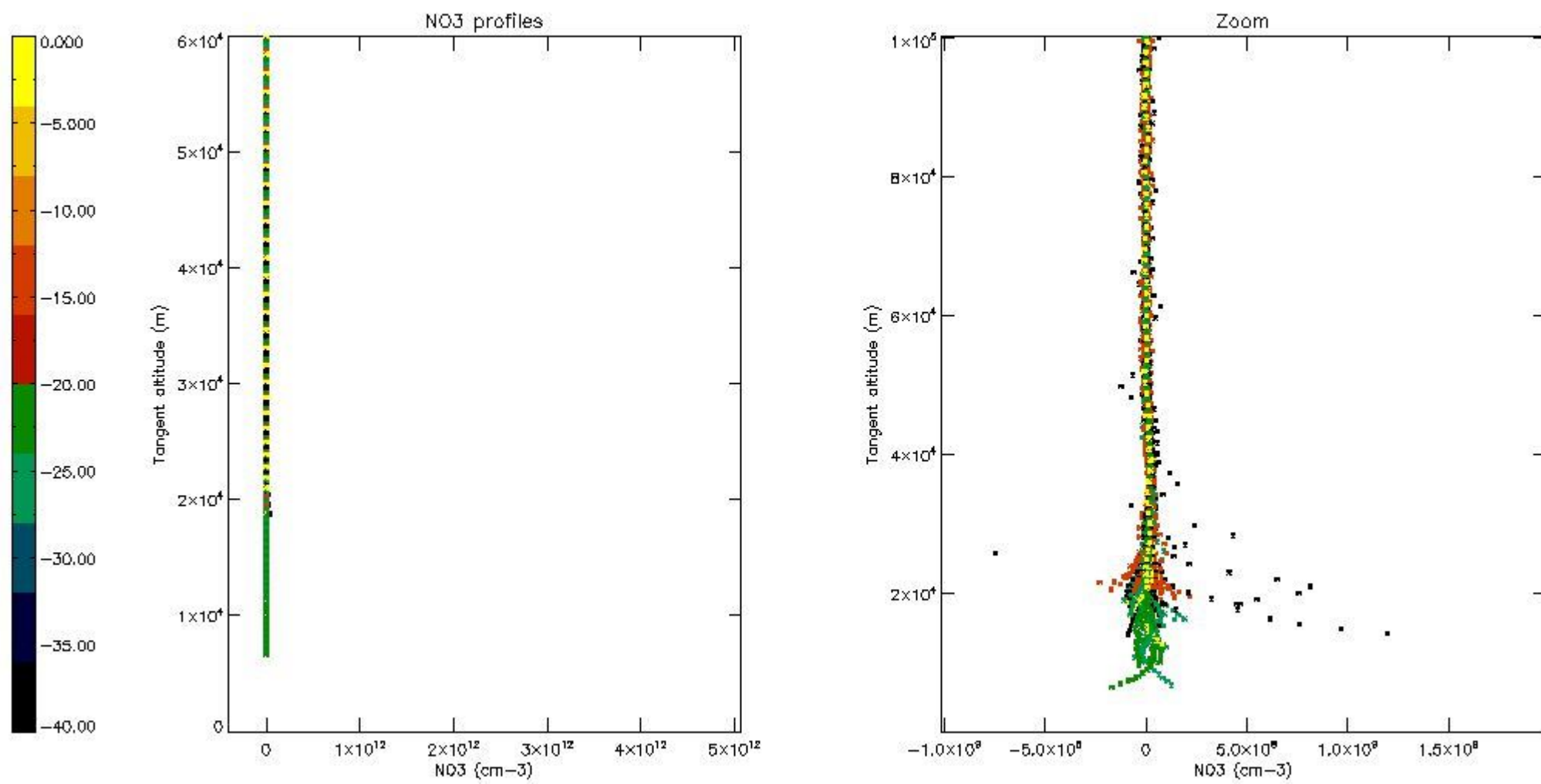
The colorbar represents the latitude.



*5.7 Plot NO3 profiles for all STD (dark without errors)*

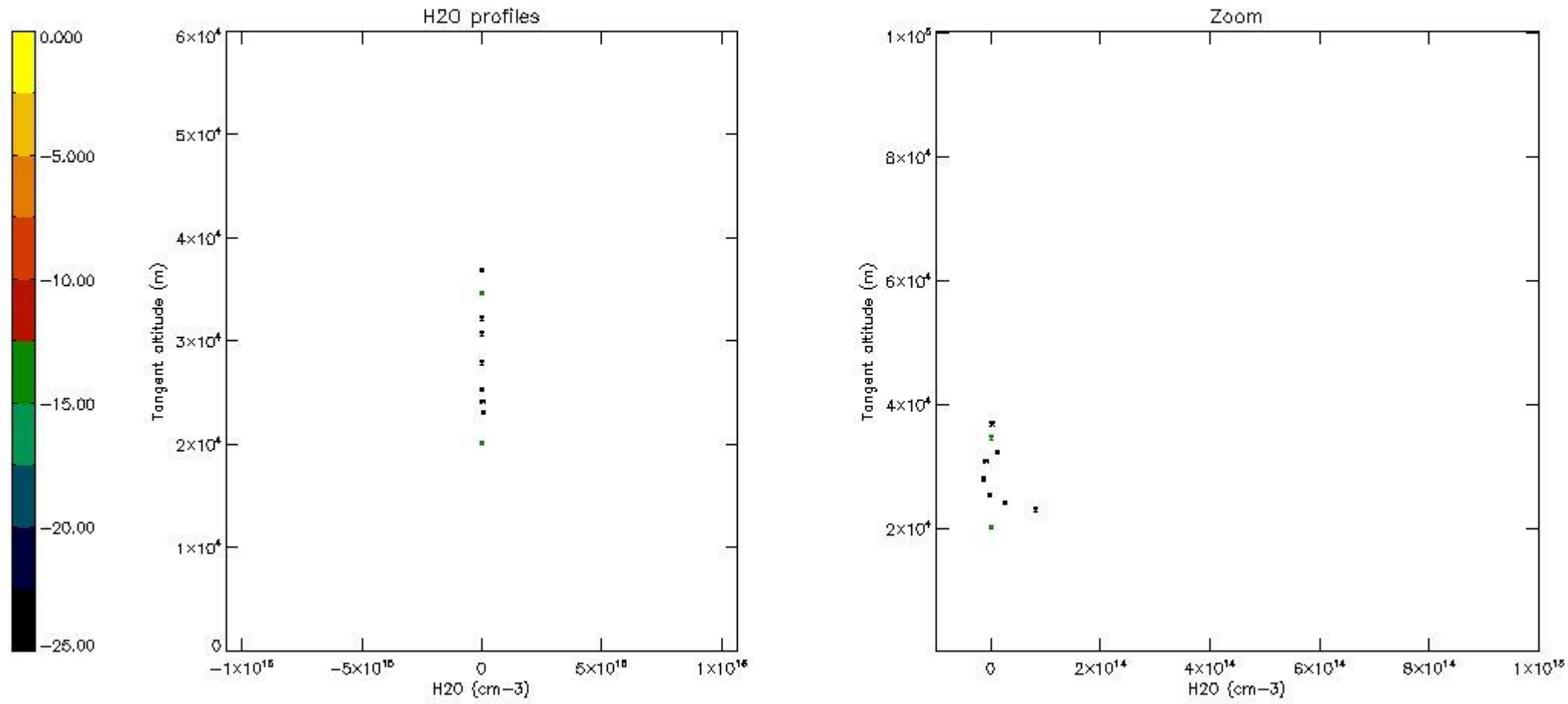
The colorbar represents the latitude.





5.8 Plot H2O profiles for all STD (only for occultations of stars 1,2,3,4,13,14,16,26,63 dark without errors)

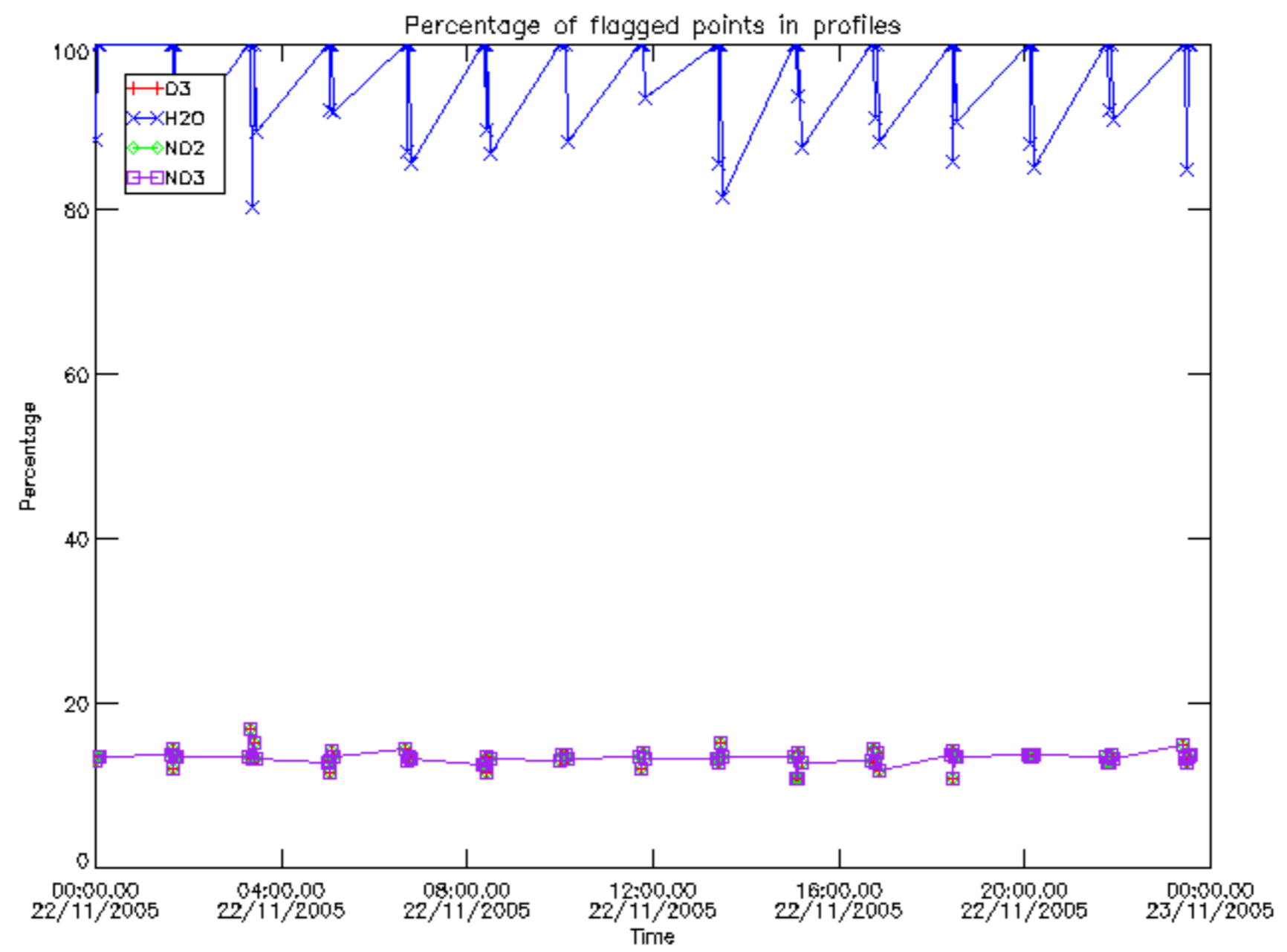
The colorbar represents the latitude.



## 6. Auxiliary Data Files used for the production reported in section 2

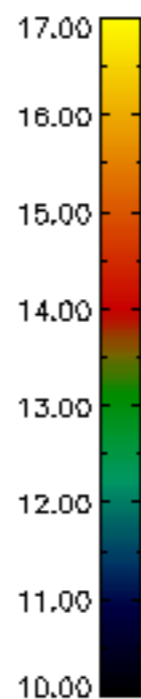
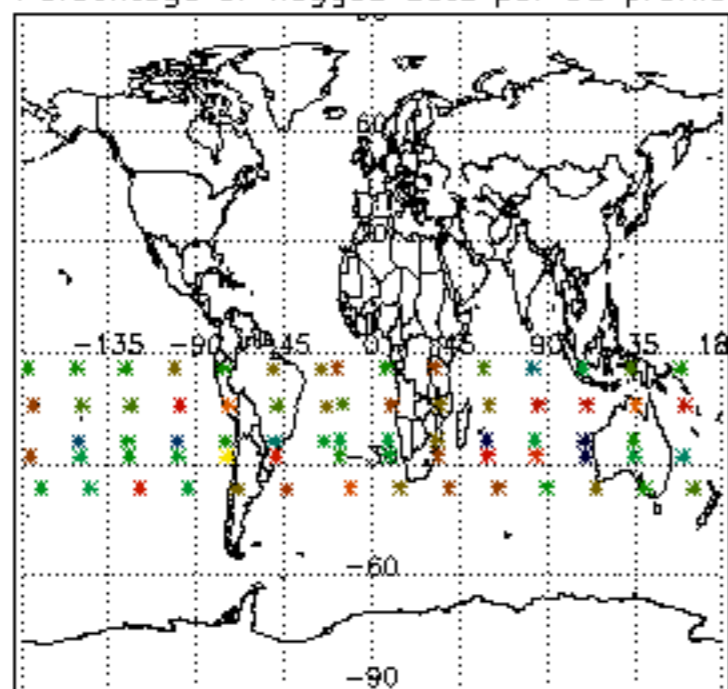
The number reported in the third column indicates since which file (see list in section 2) the corresponding auxiliary file has been used. The fourth column is the date of those product files.

Type	Auxiliary Filename	Used since product	Used since product date
INST_PHYS_CHARACTERISTICS	GOM_INS_AXVIEC20091111_143220_20030716_120000_20500101_000000	1	22-NOV-2005 00:00:30
LEVEL-2_PROC_CONFIG	GOM_PR2_AXVIEC20091111_152718_20020301_000000_20500101_000000	1	22-NOV-2005 00:00:30
CROSS_SECTIONS_FILE	GOM_CRS_AXVIEC20091111_154832_20020301_000000_20500101_000000	1	22-NOV-2005 00:00:30

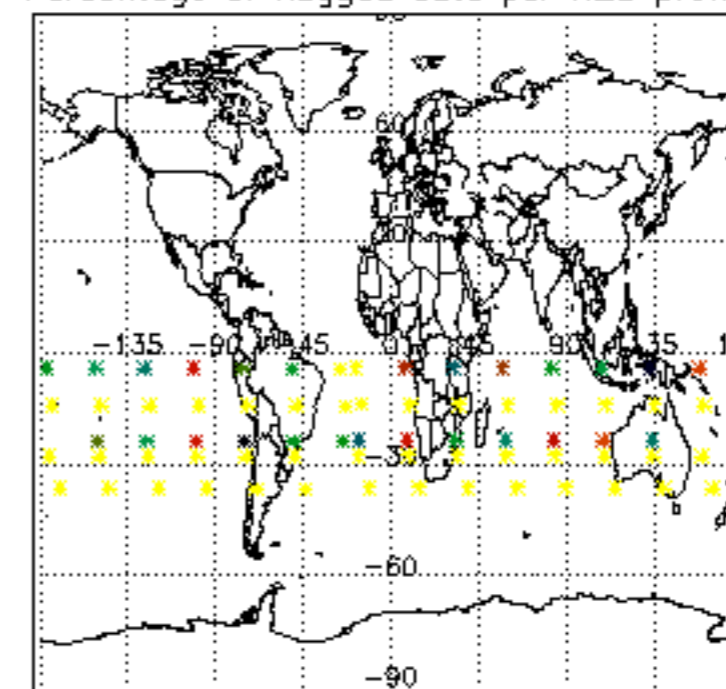




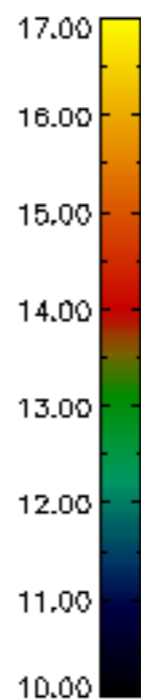
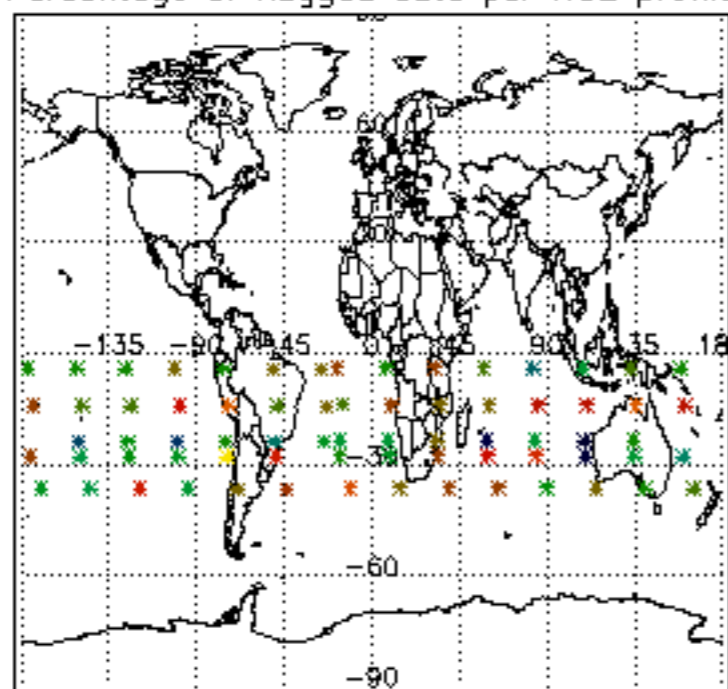
Percentage of flagged data per D3 profile



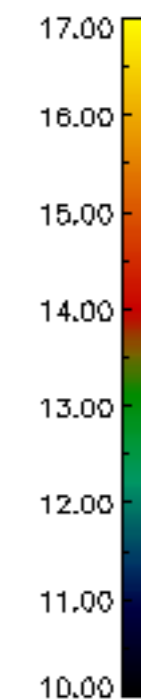
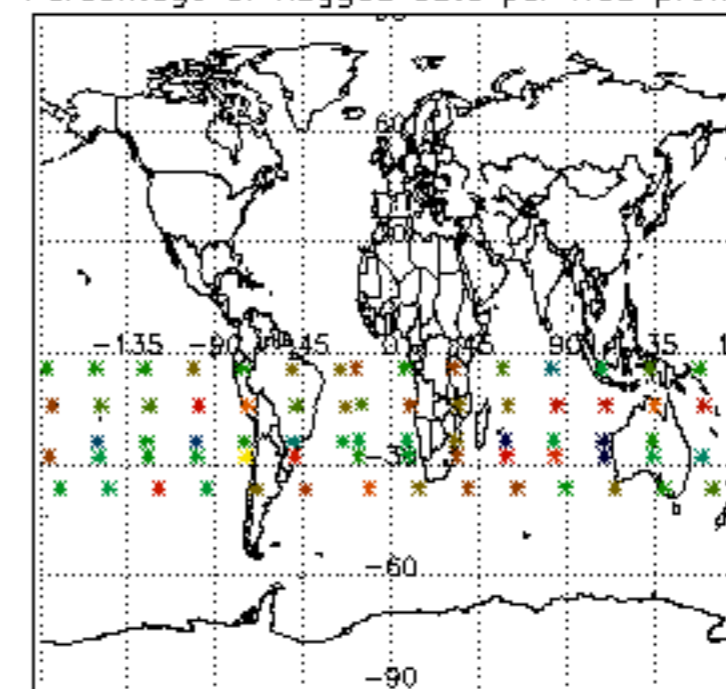
Percentage of flagged data per H2O profile

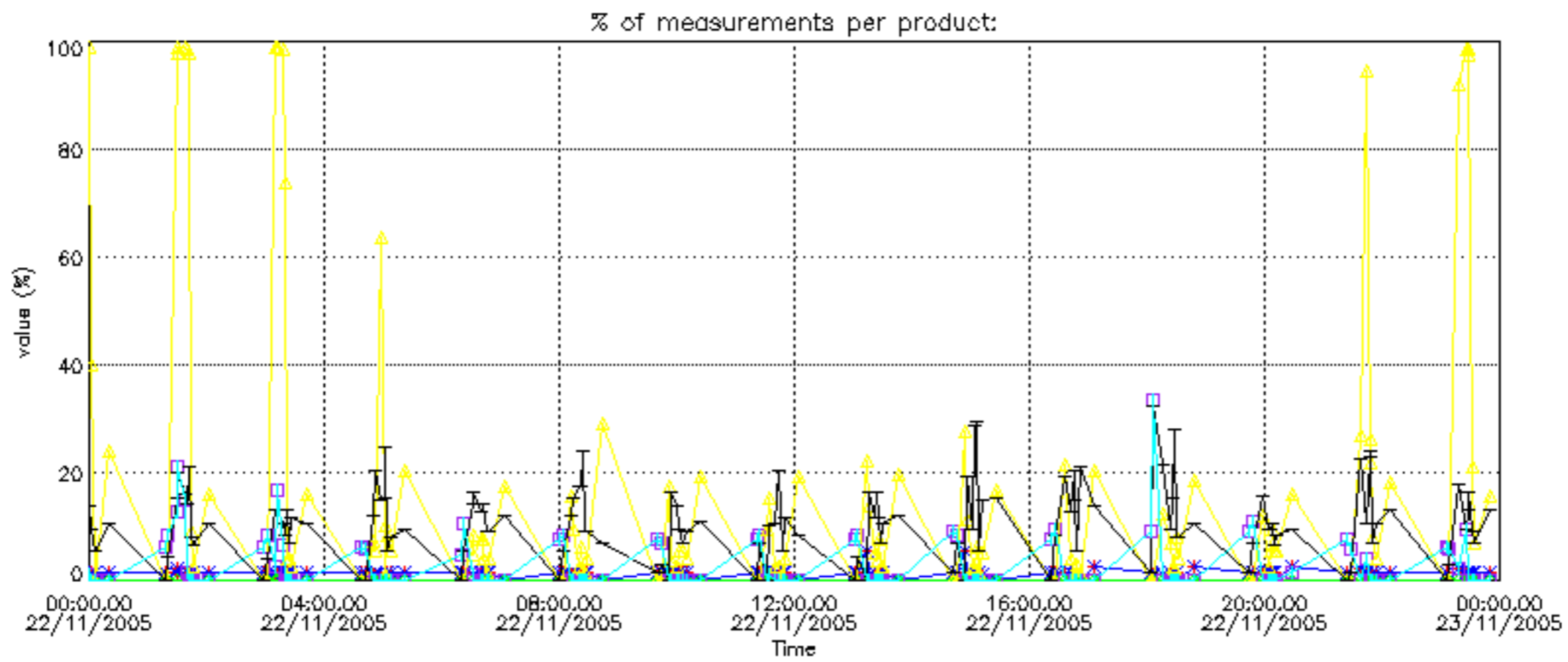


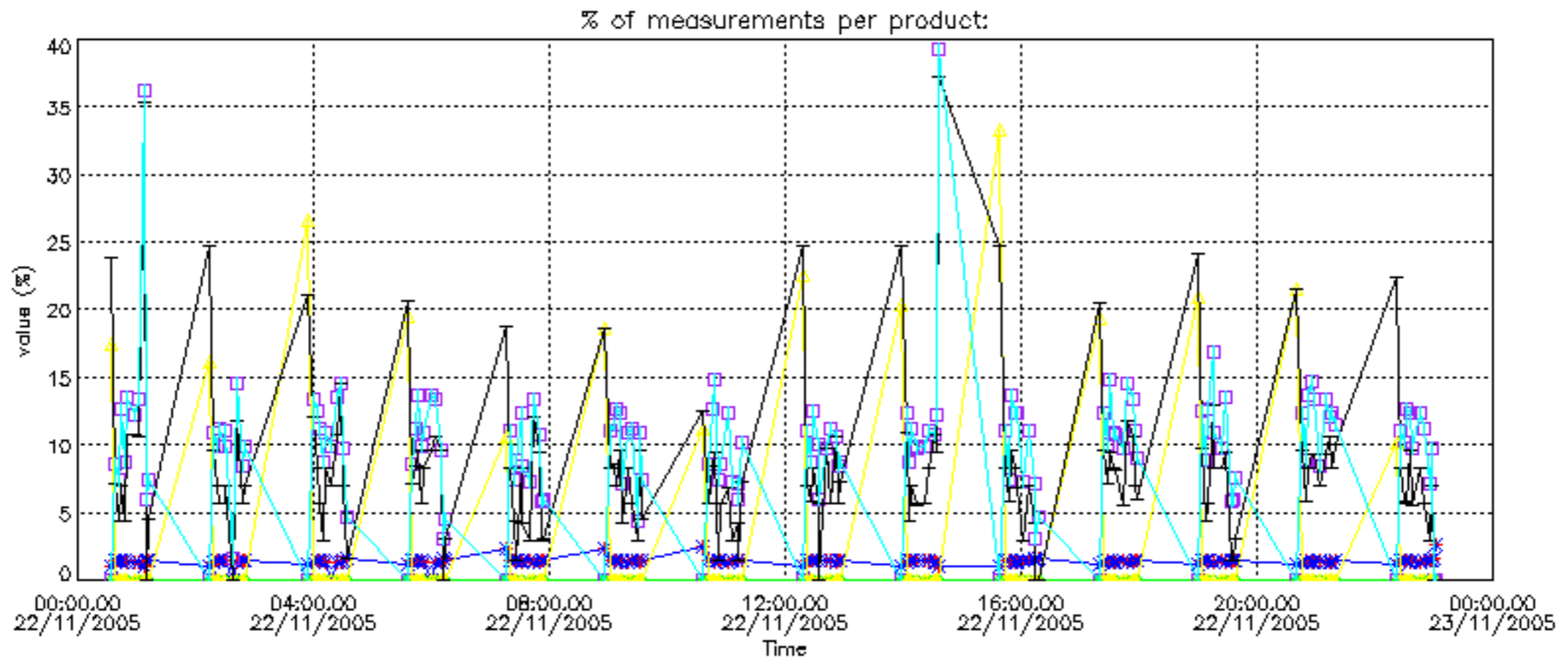
Percentage of flagged data per NO2 profile



Percentage of flagged data per NO3 profile

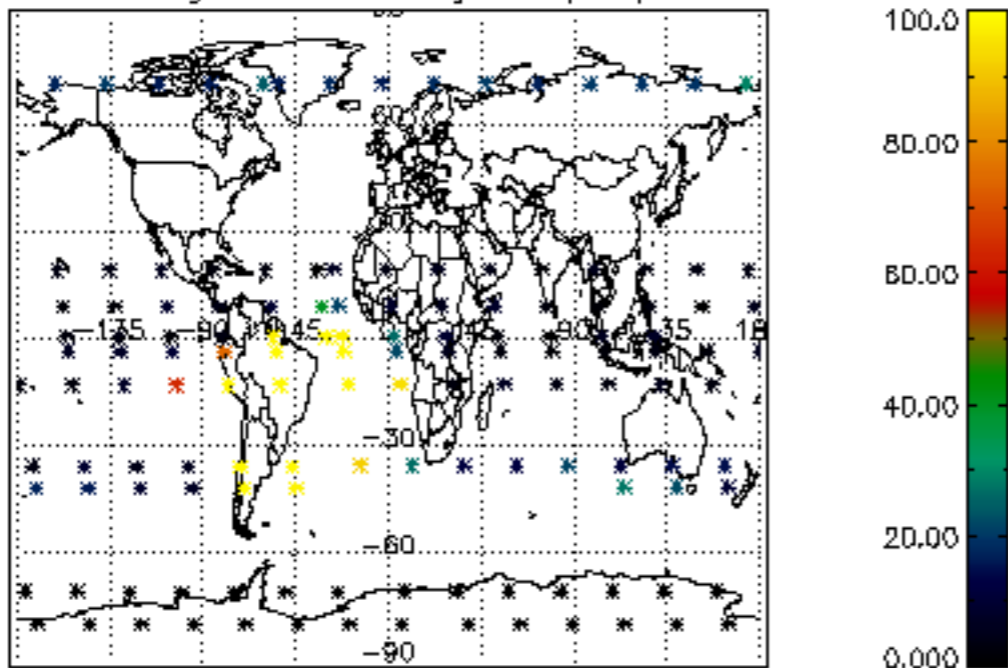




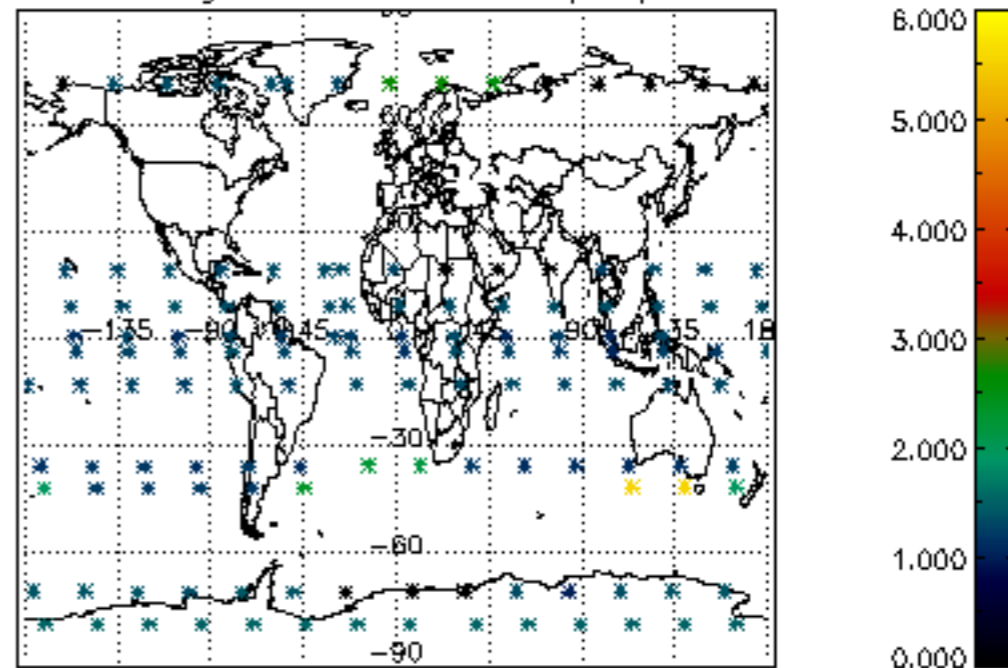




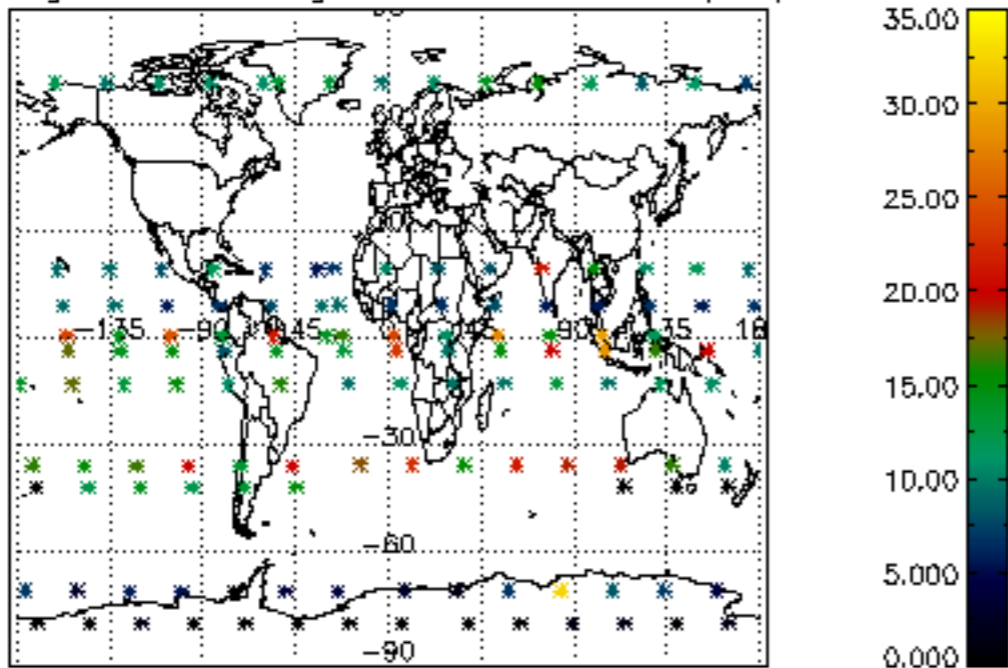
Percentage of cosmic ray hits per profile



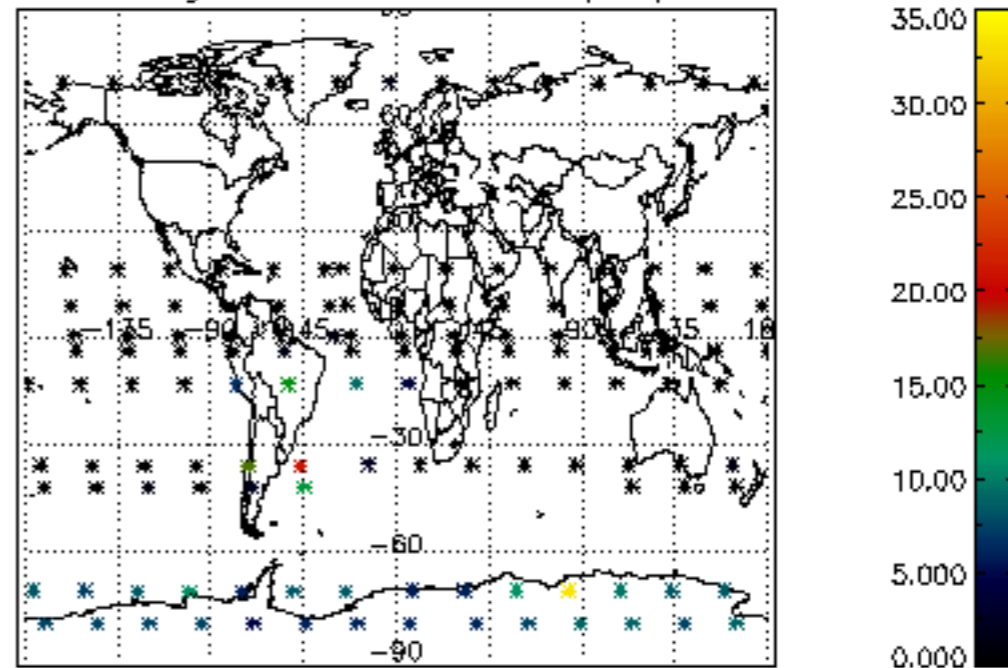
Percentage of datation errors per profile



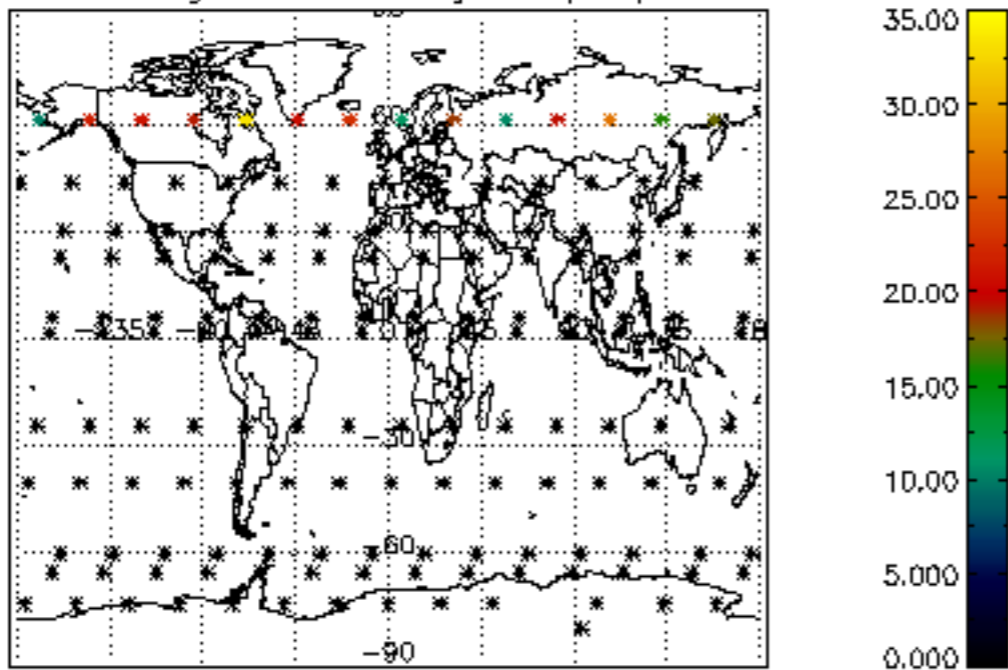
Percentage of star falling outside central band per profile



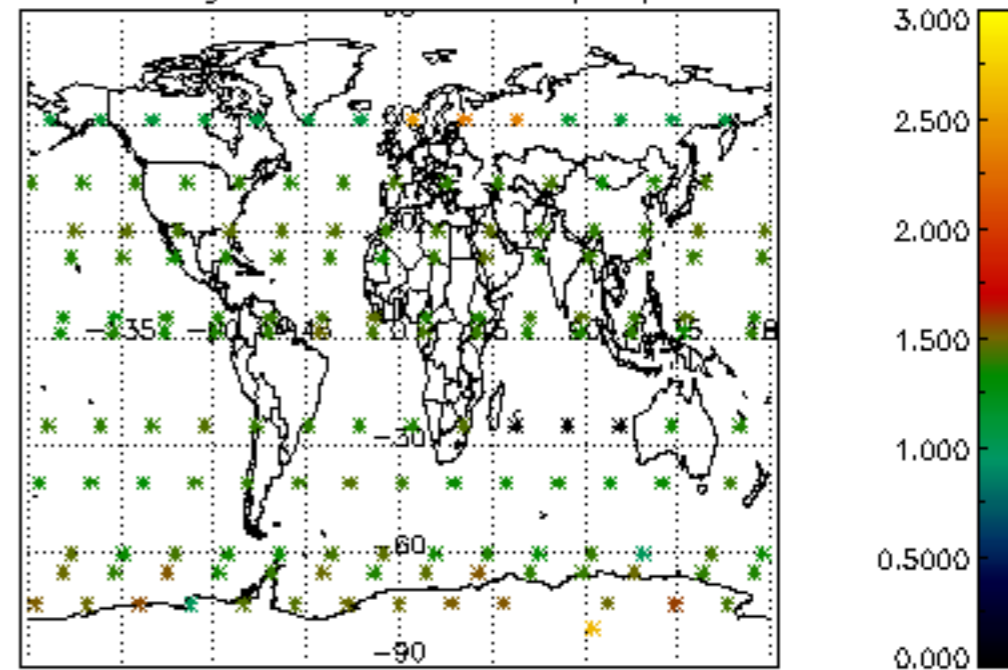
Percentage of saturation errors per profile



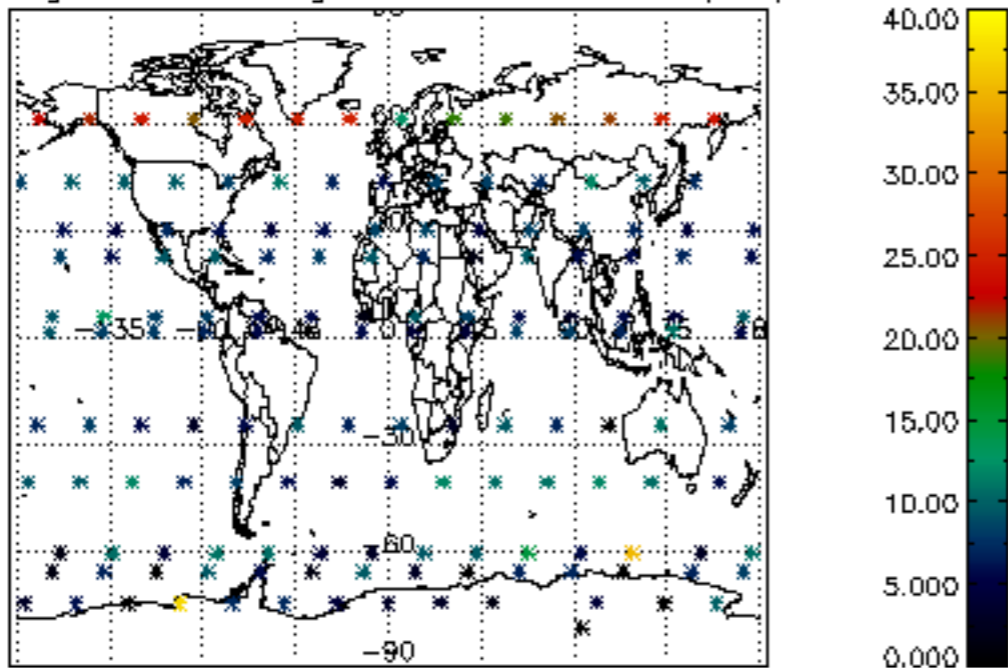
Percentage of cosmic ray hits per profile



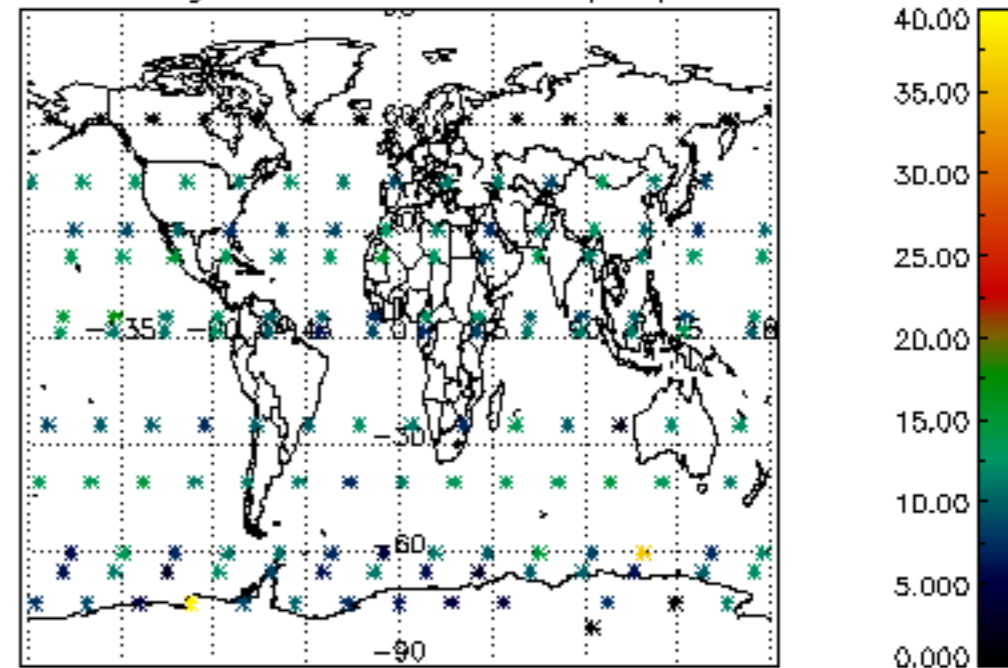
Percentage of datation errors per profile

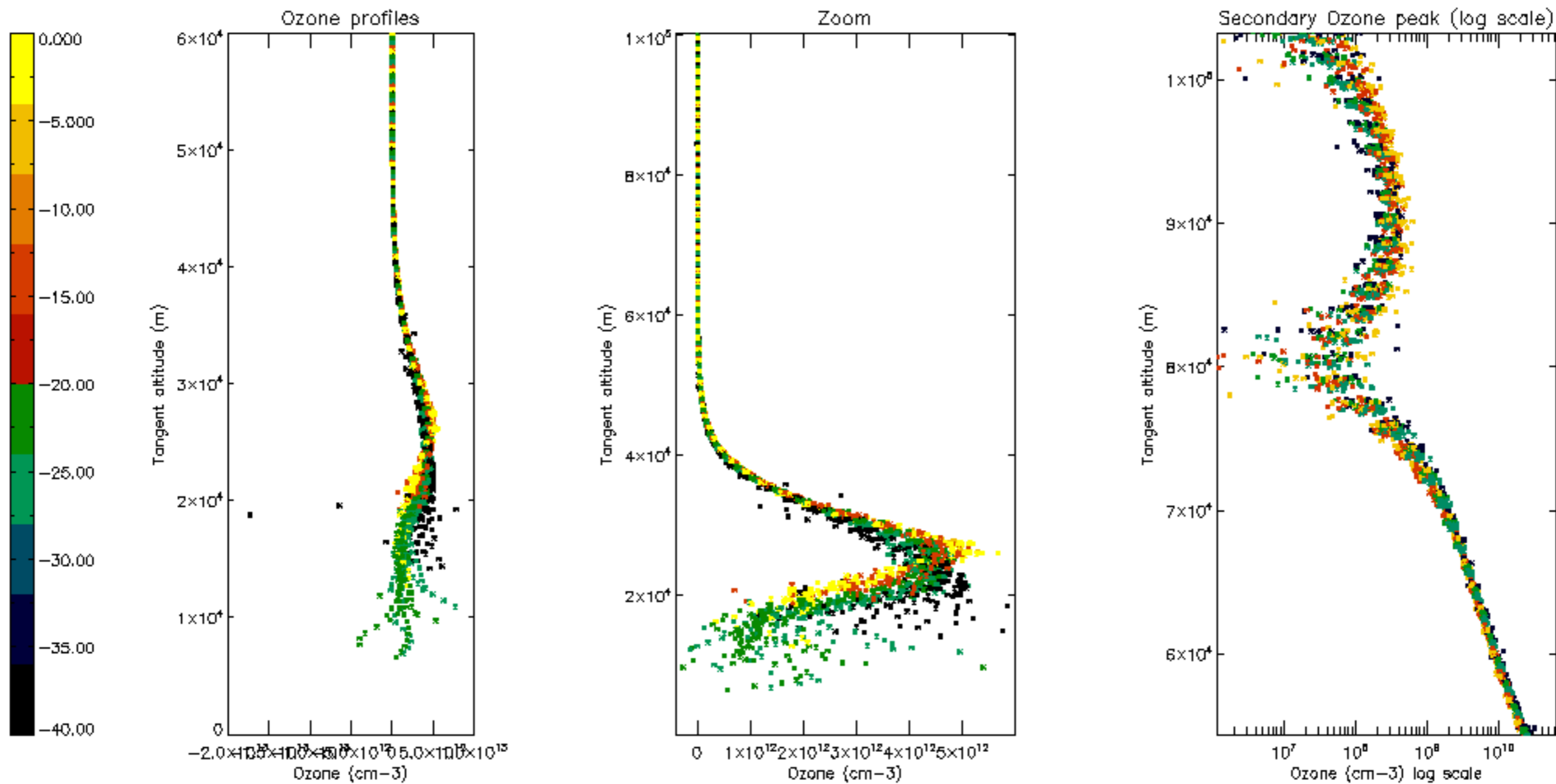


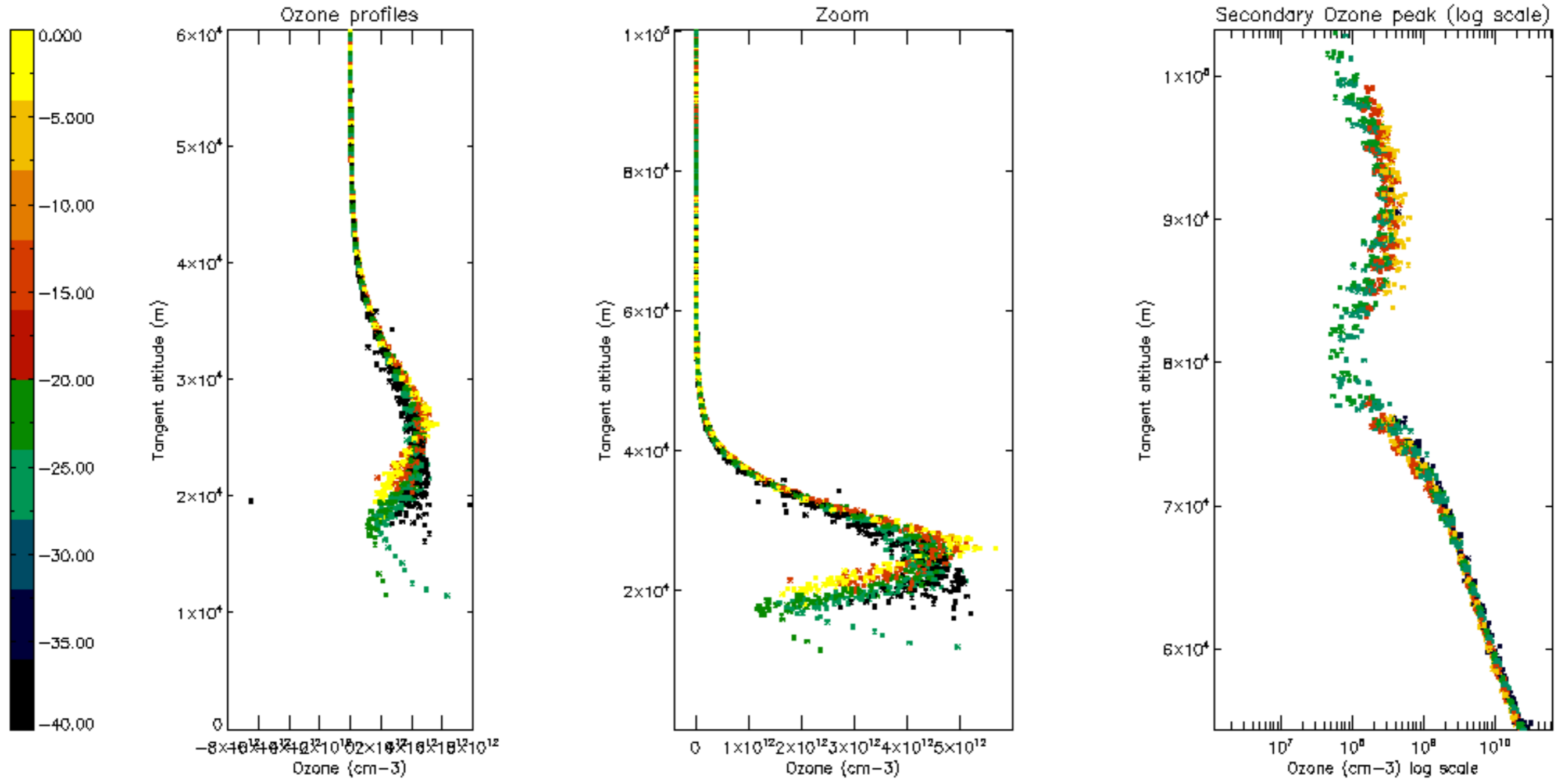
Percentage of star falling outside central band per profile



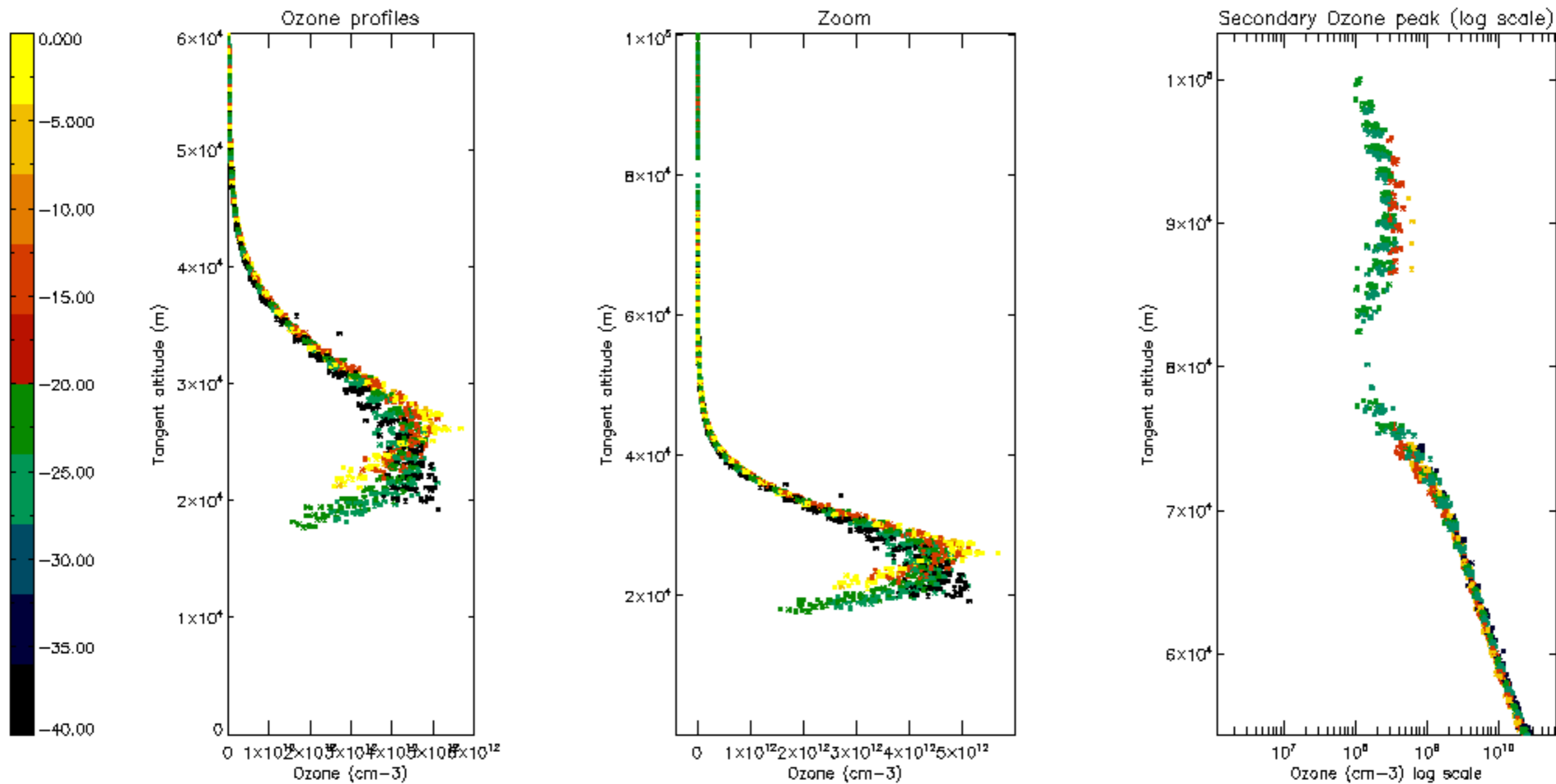
Percentage of saturation errors per profile

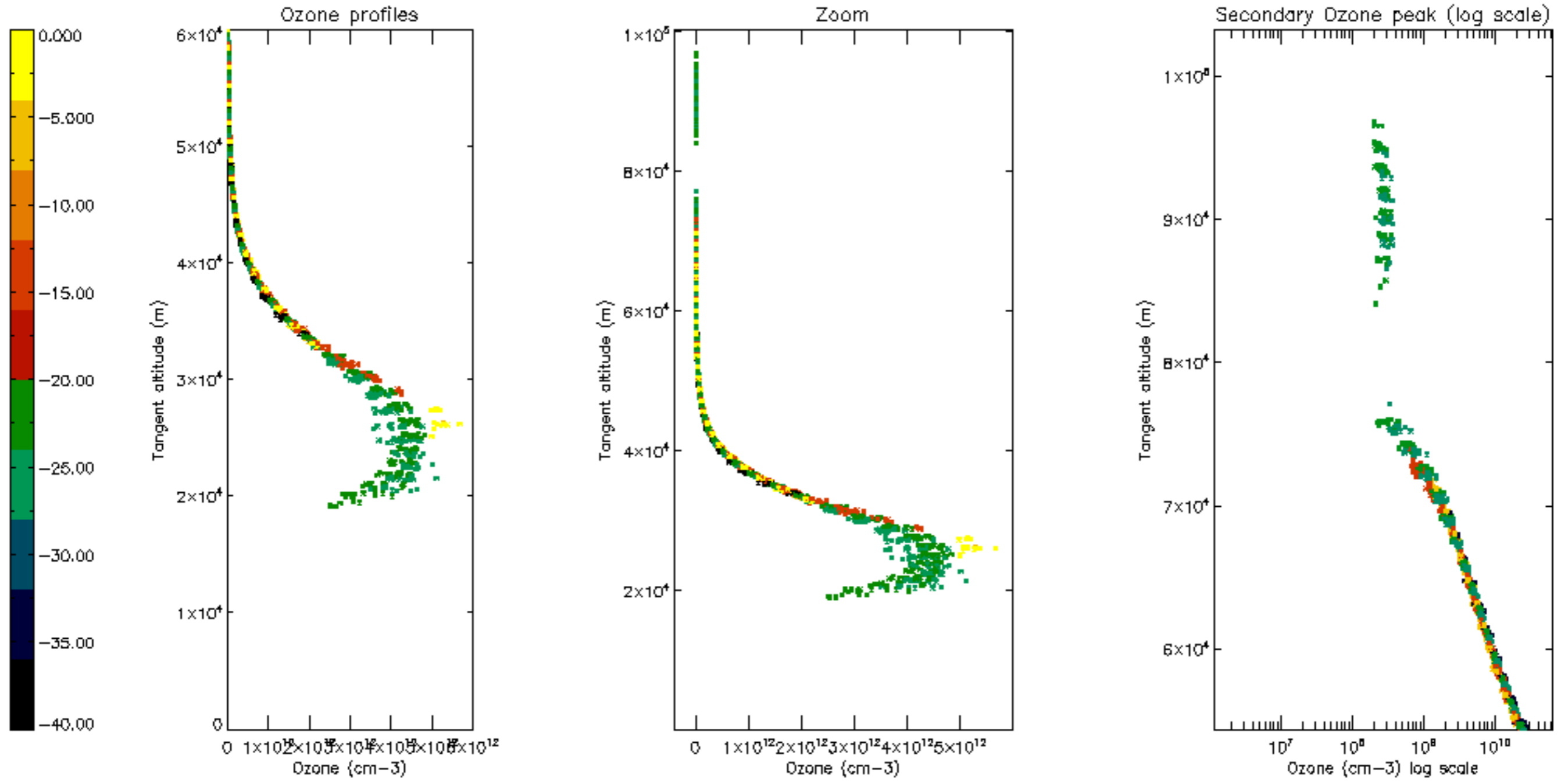


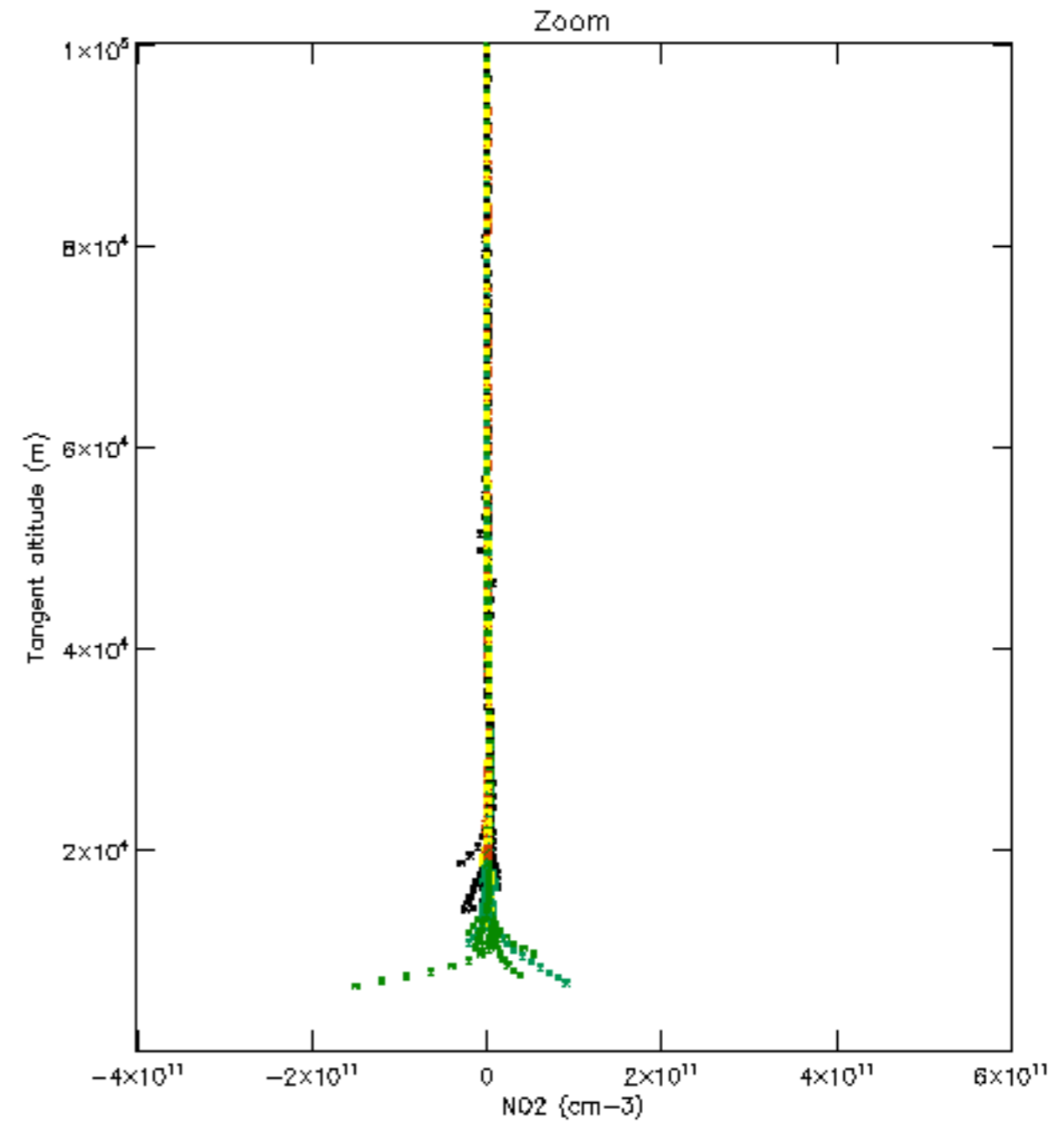
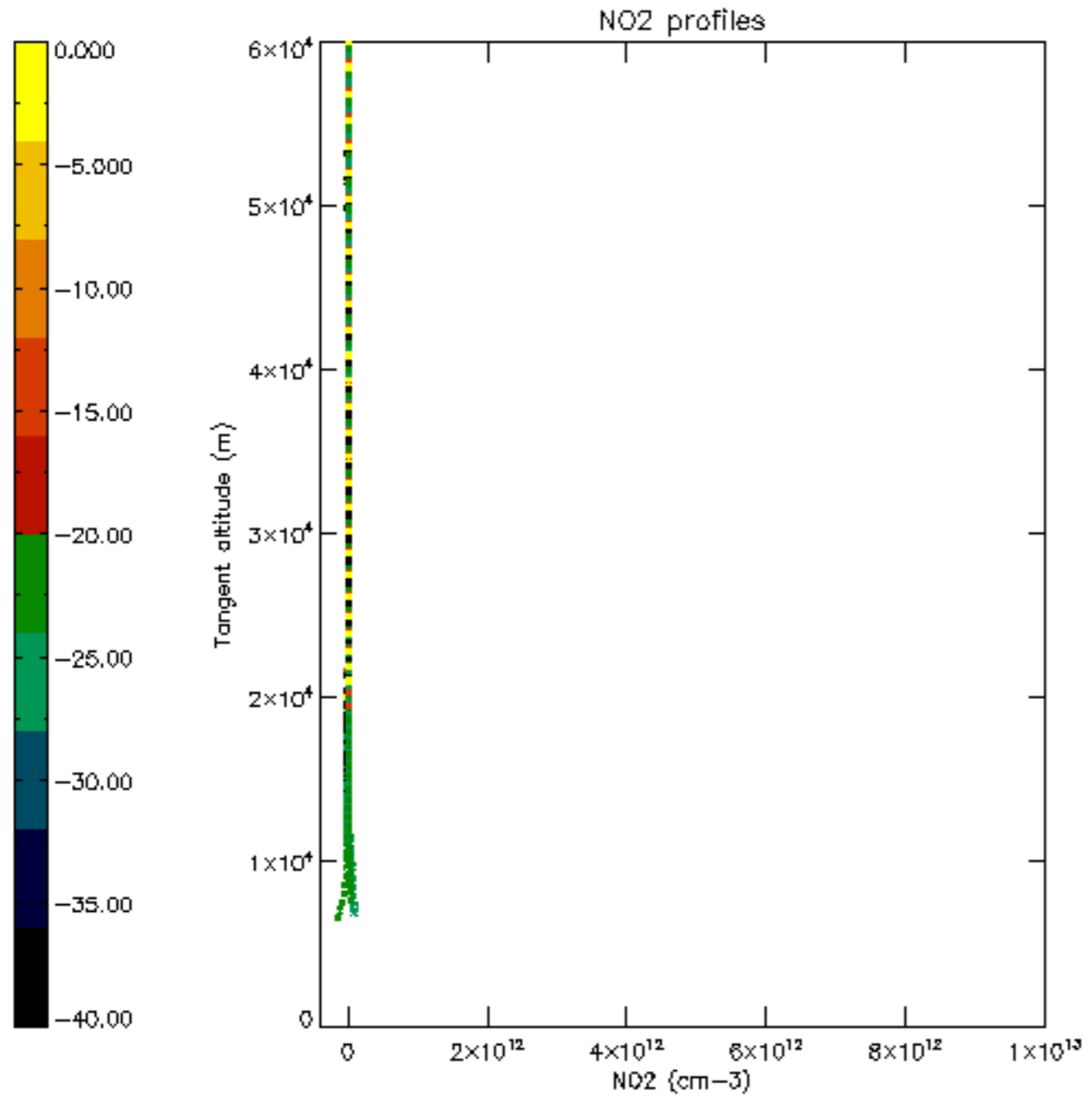


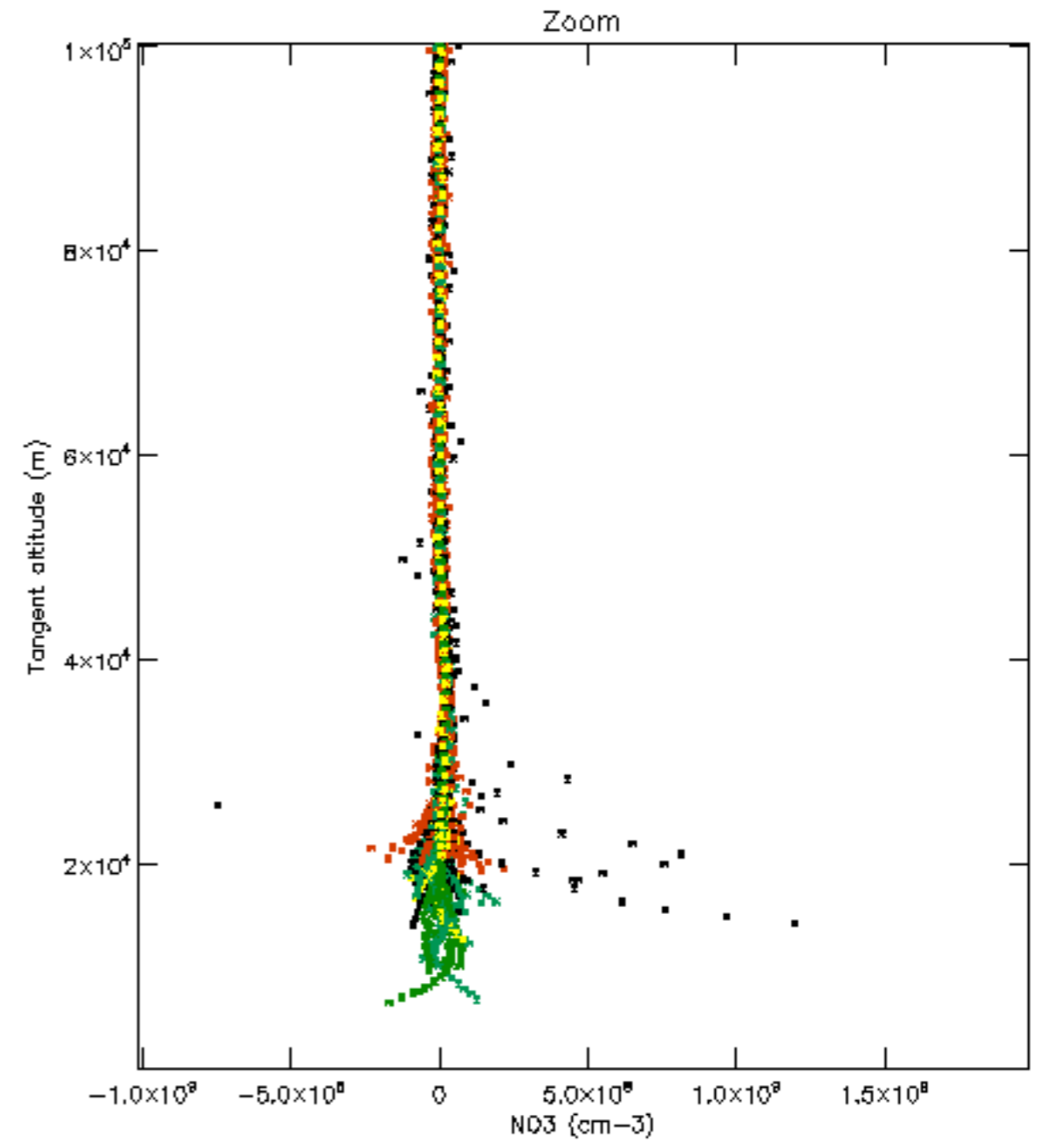
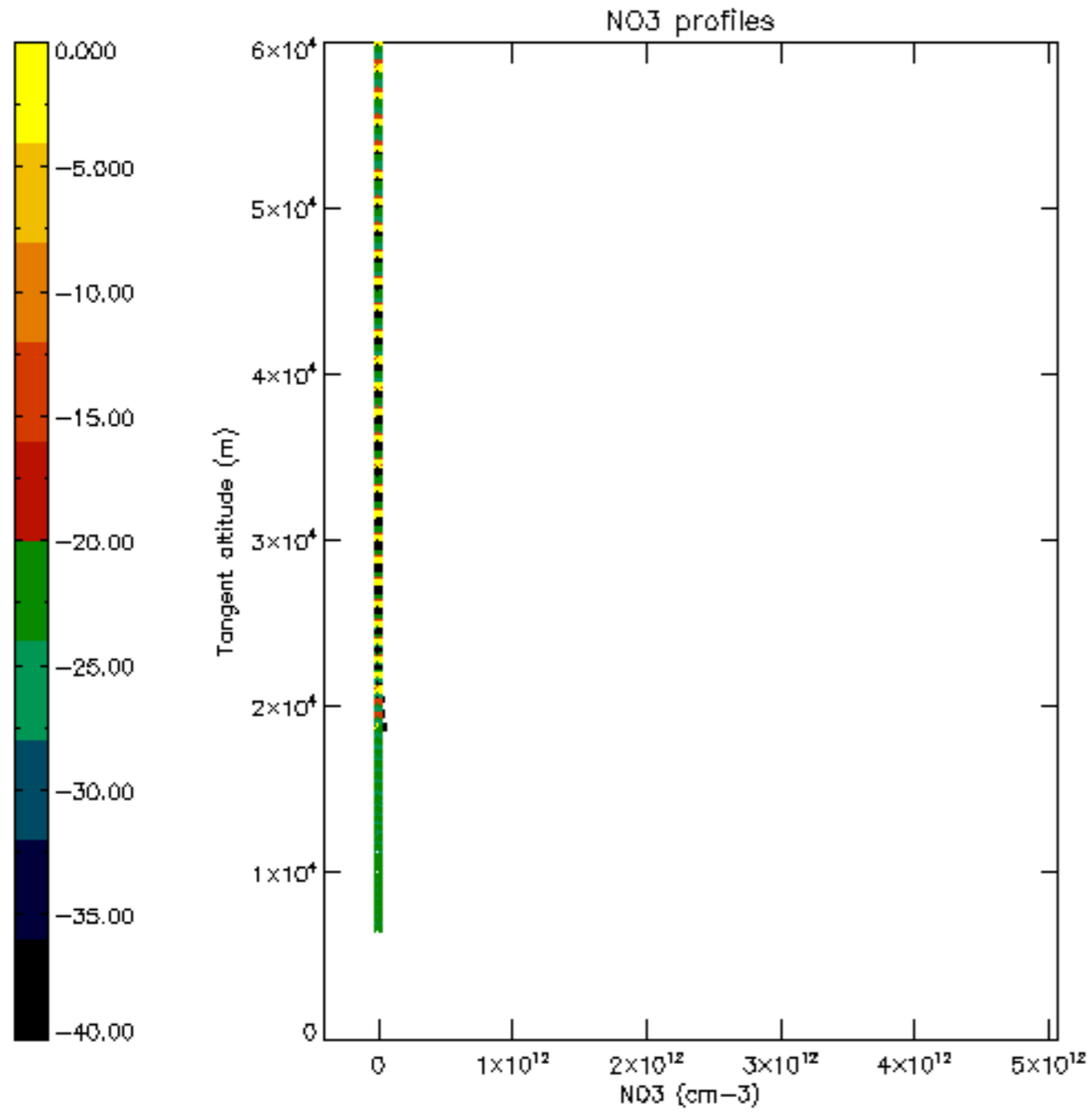




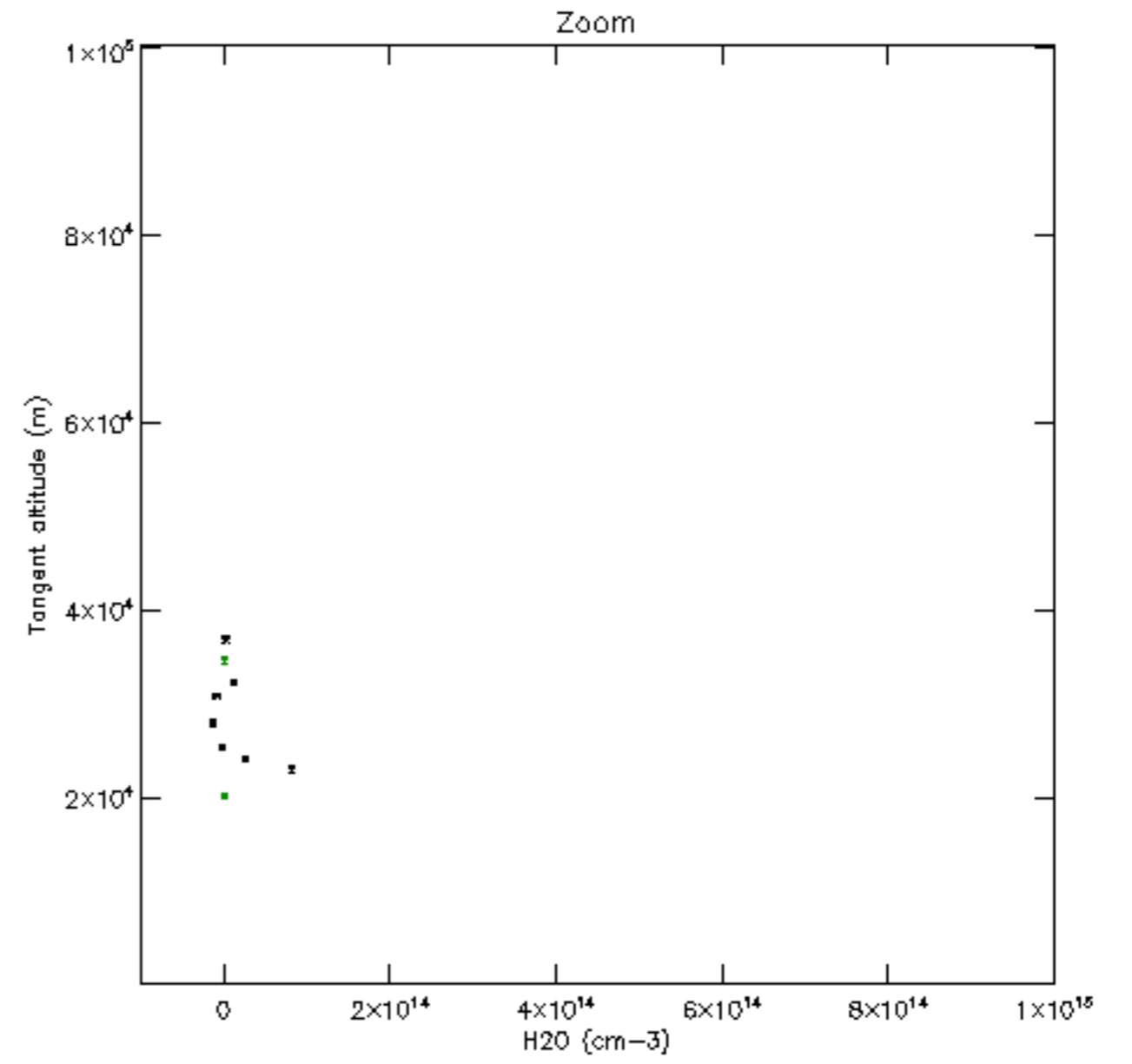
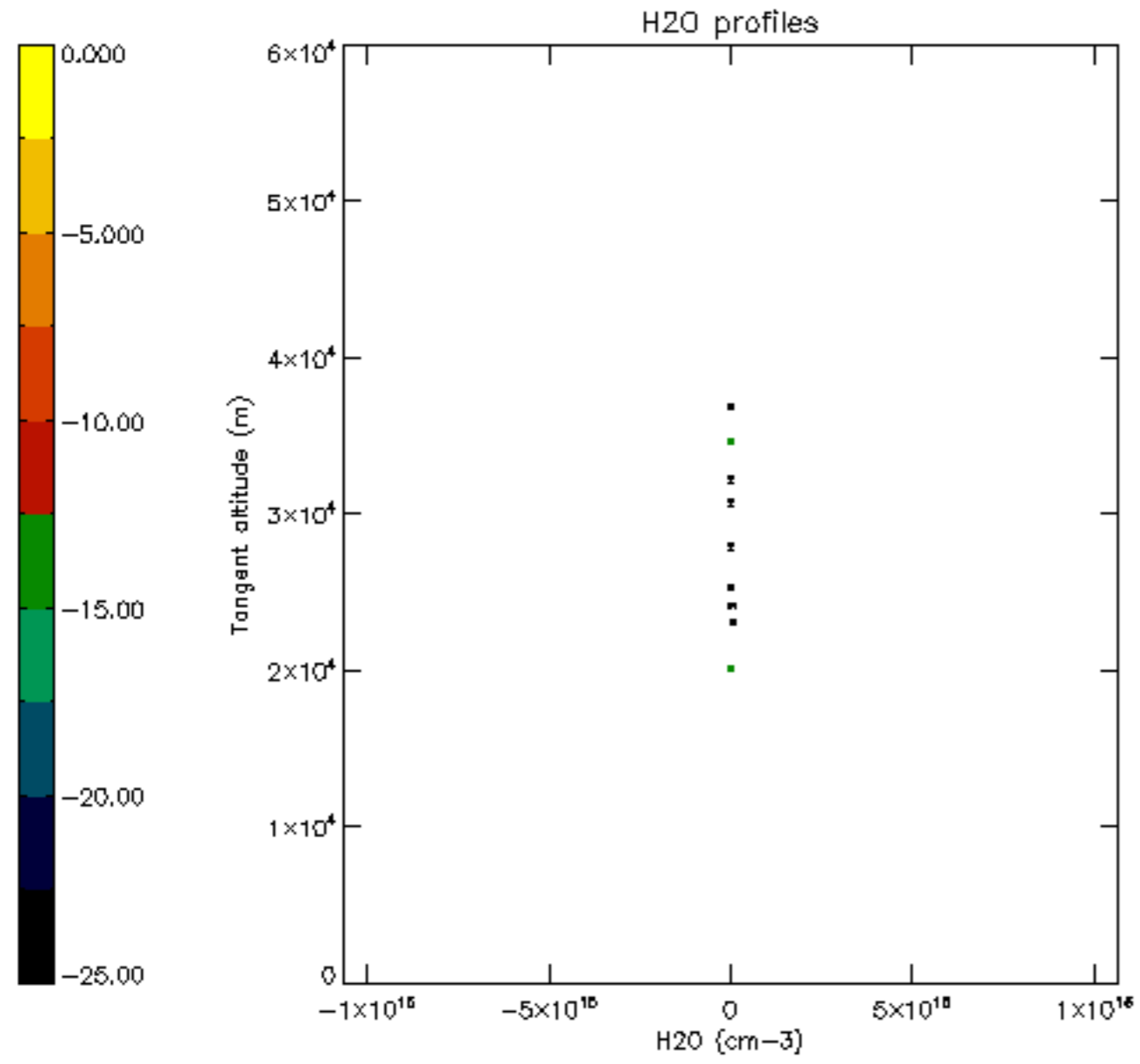


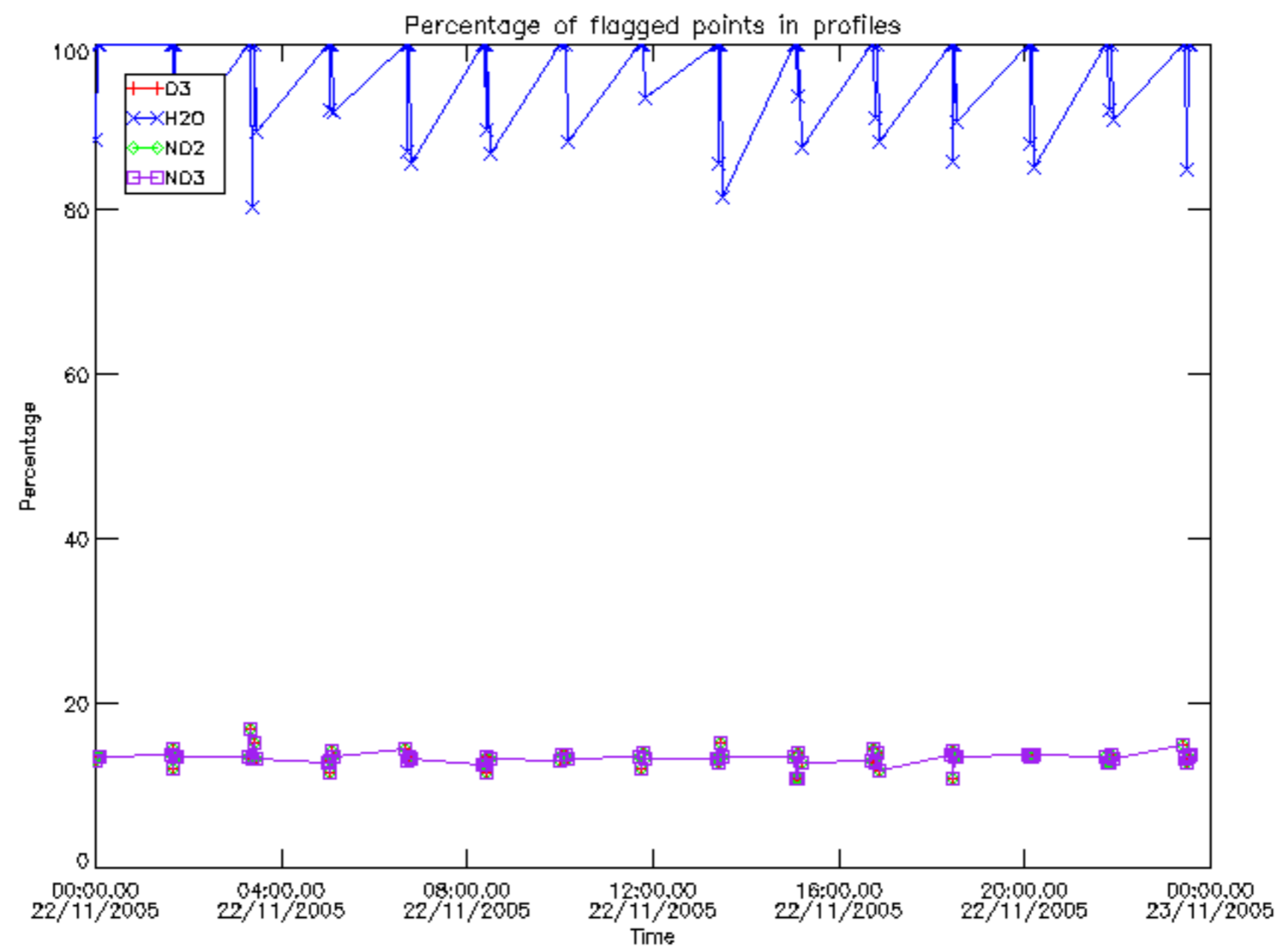




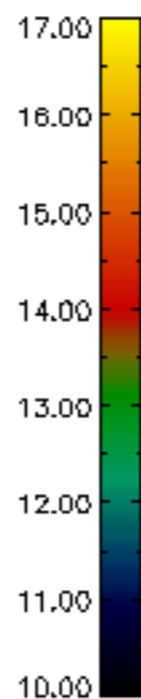
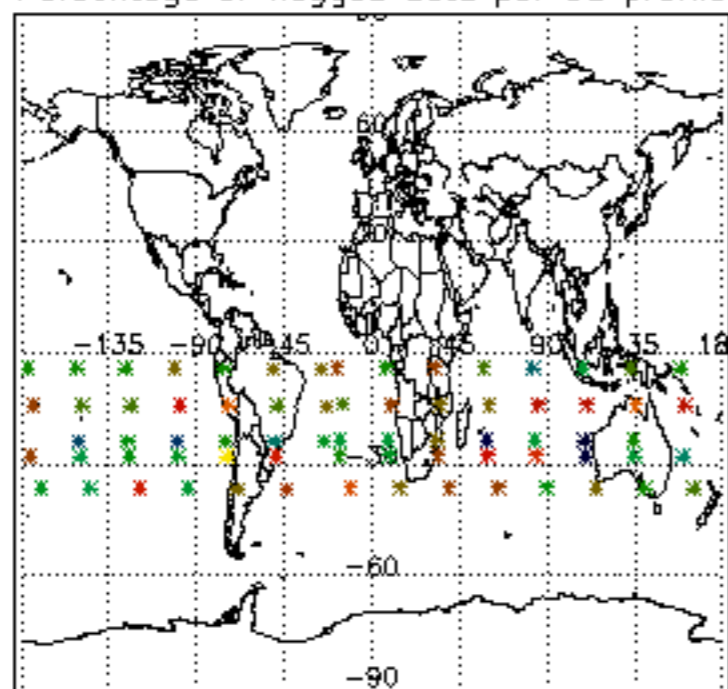




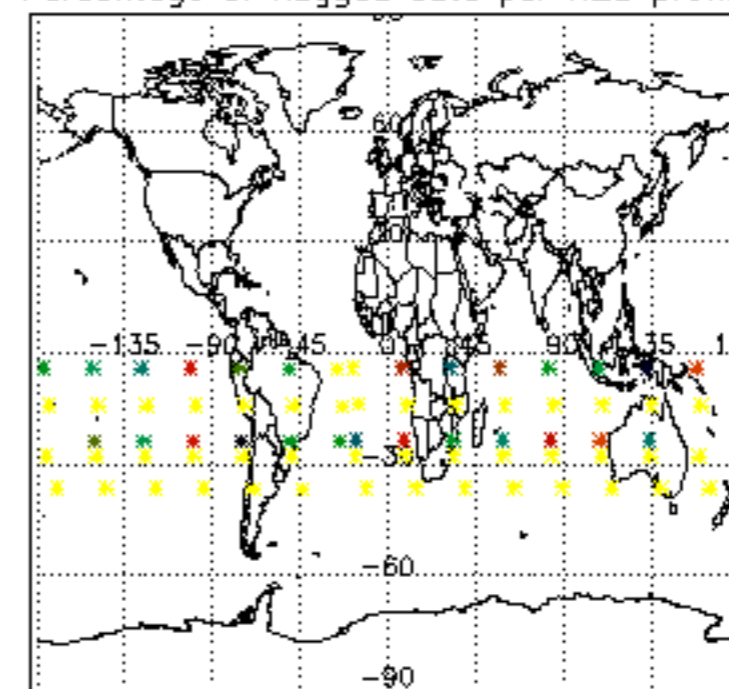




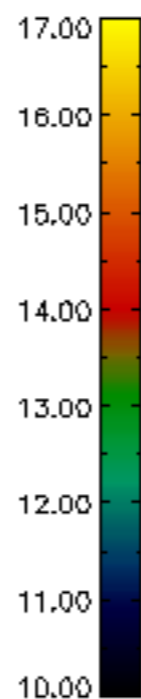
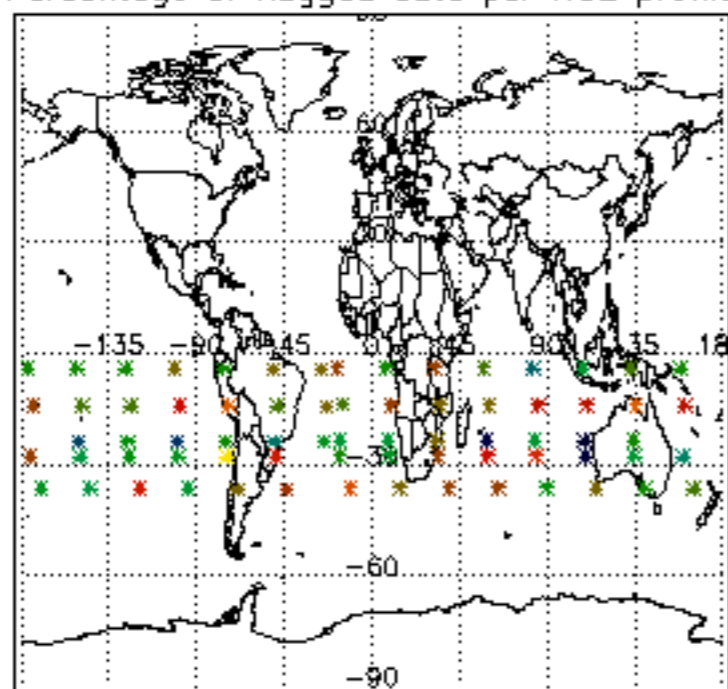
Percentage of flagged data per D3 profile



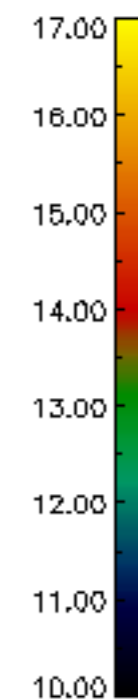
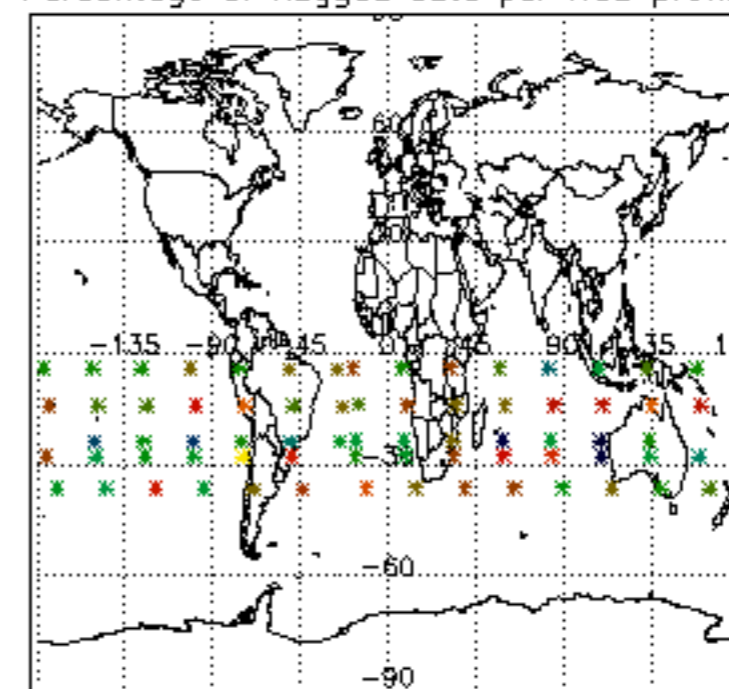
Percentage of flagged data per H2O profile

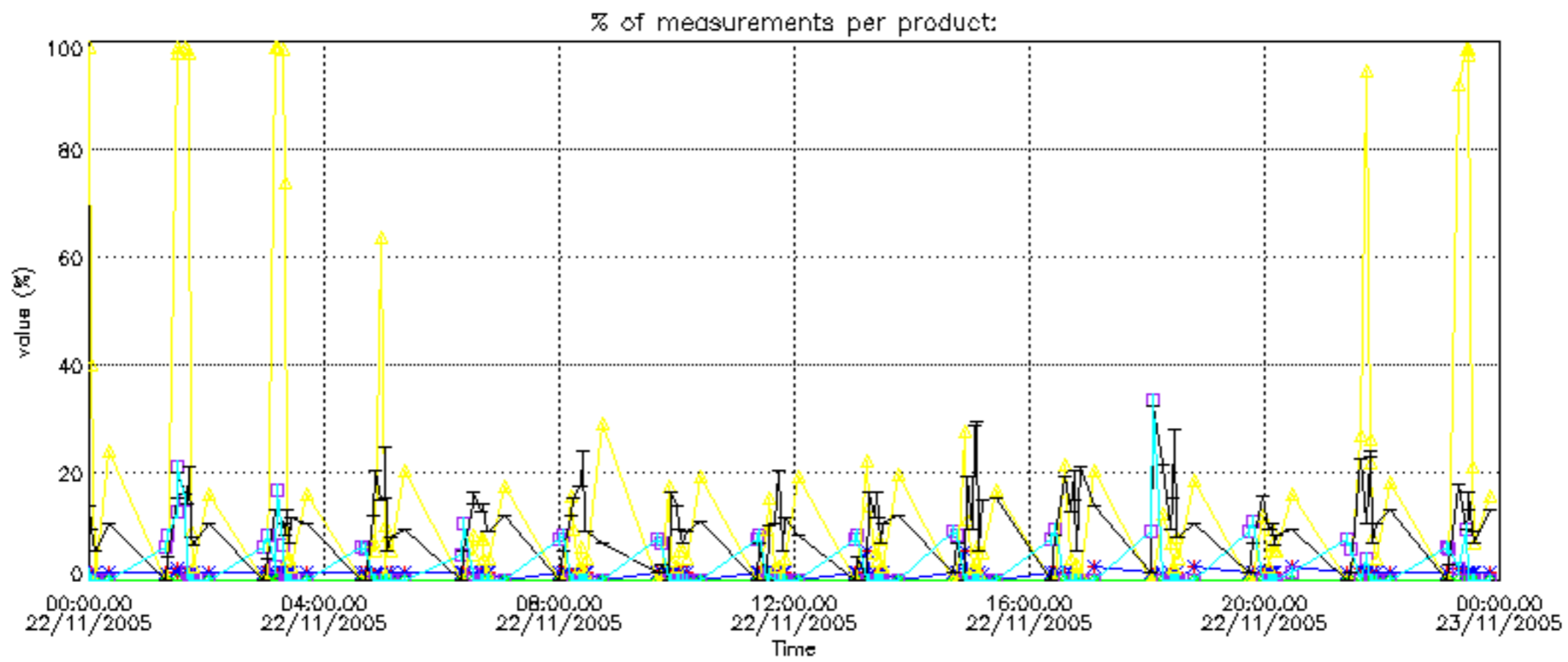


Percentage of flagged data per NO2 profile

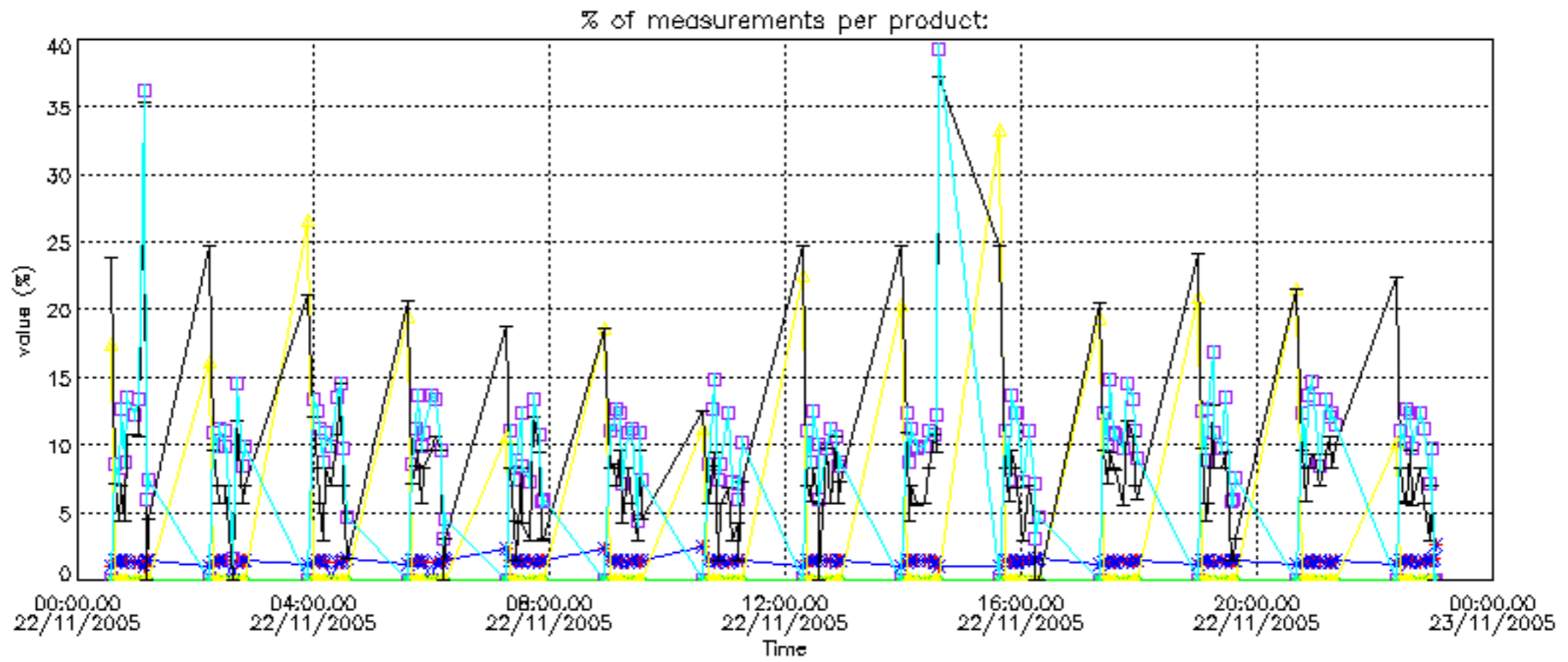


Percentage of flagged data per NO3 profile

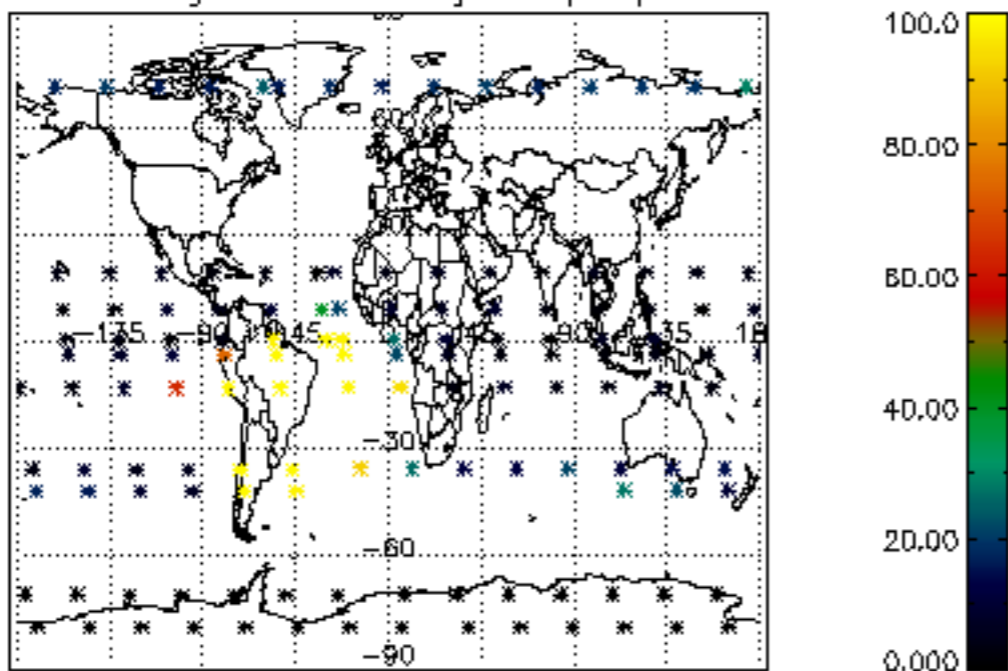




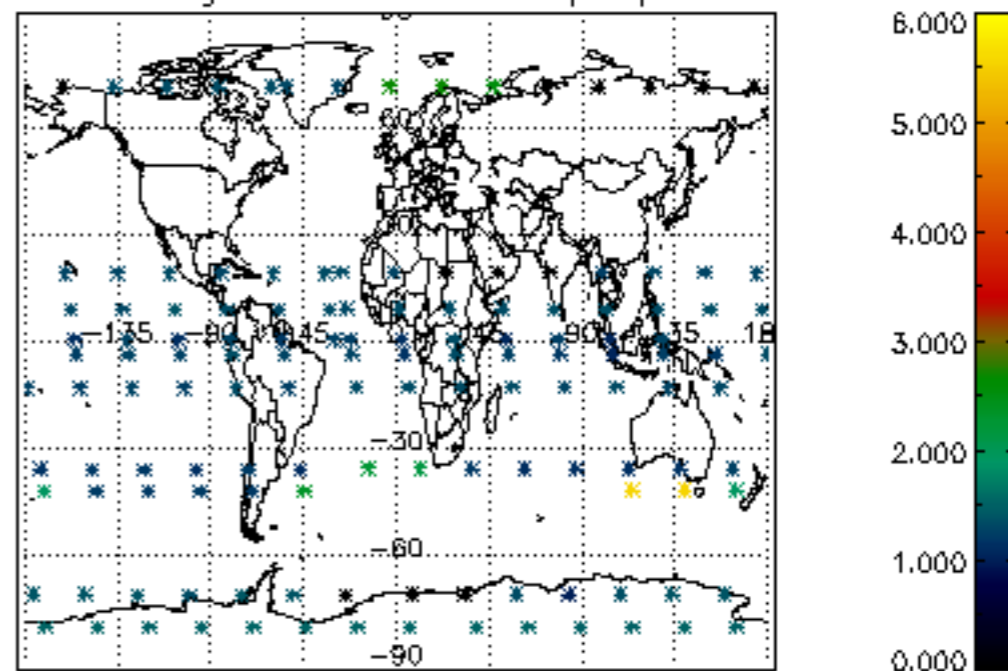




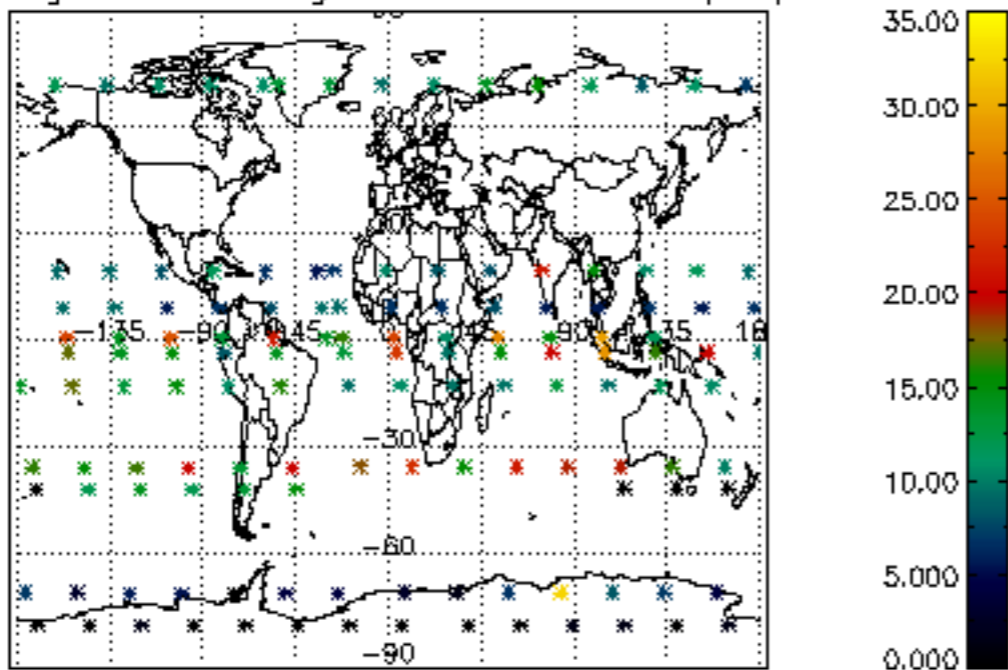
Percentage of cosmic ray hits per profile



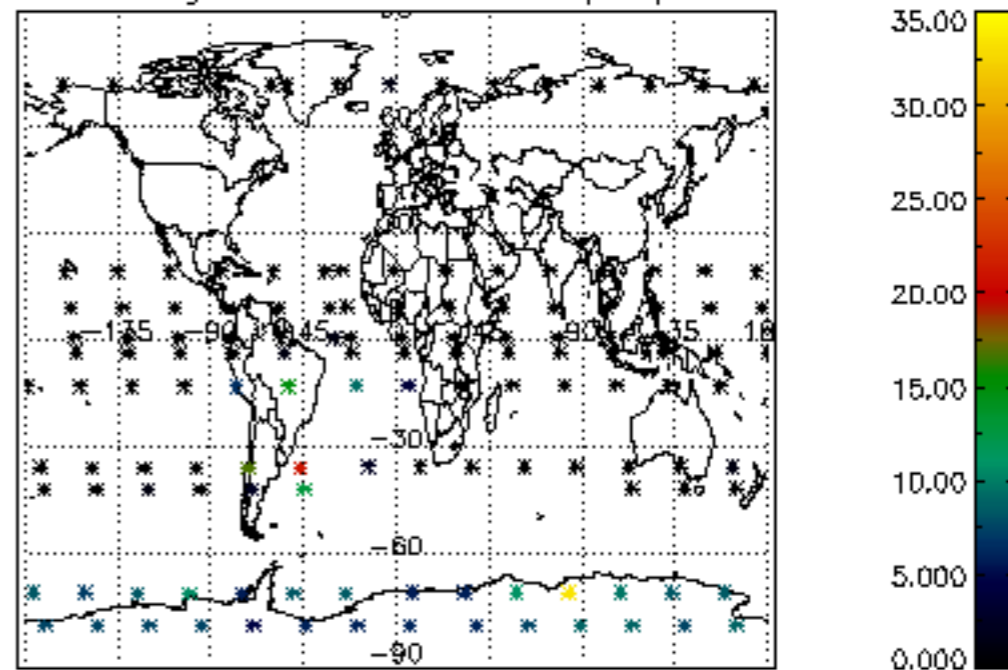
Percentage of datation errors per profile



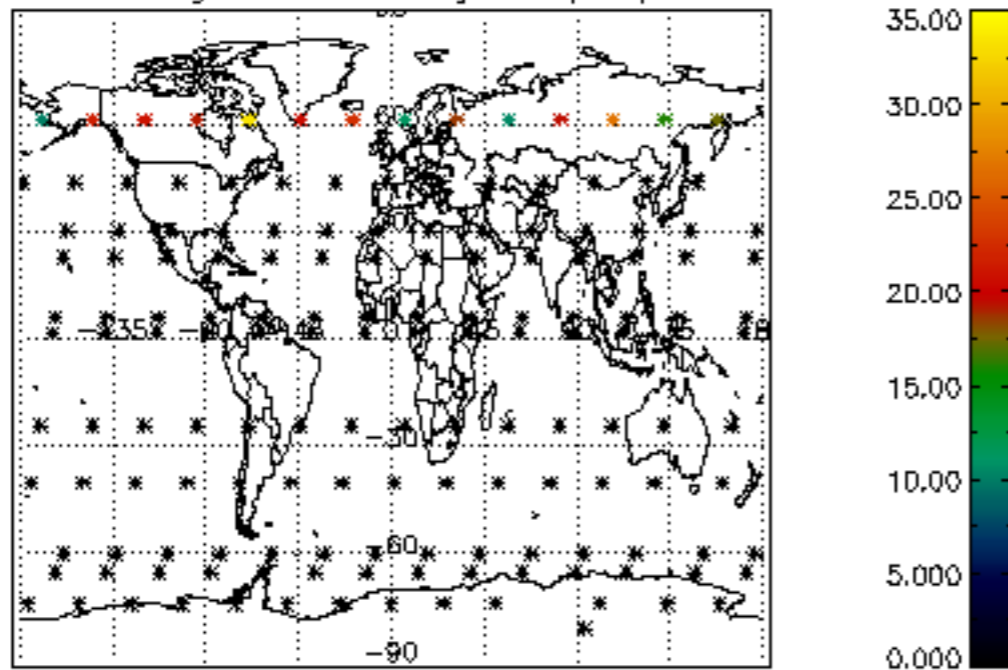
Percentage of star falling outside central band per profile



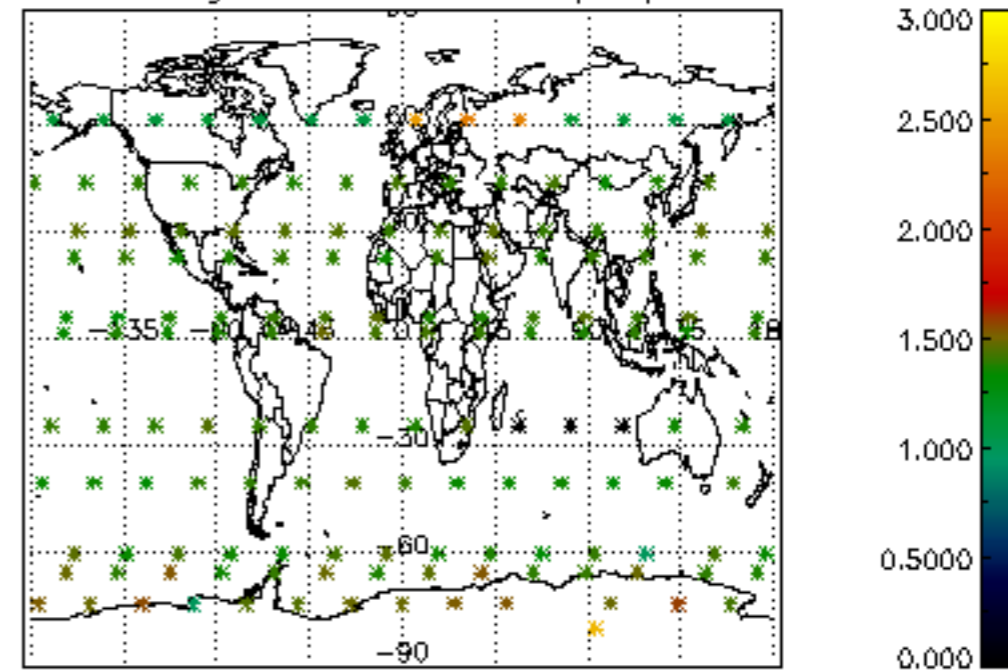
Percentage of saturation errors per profile



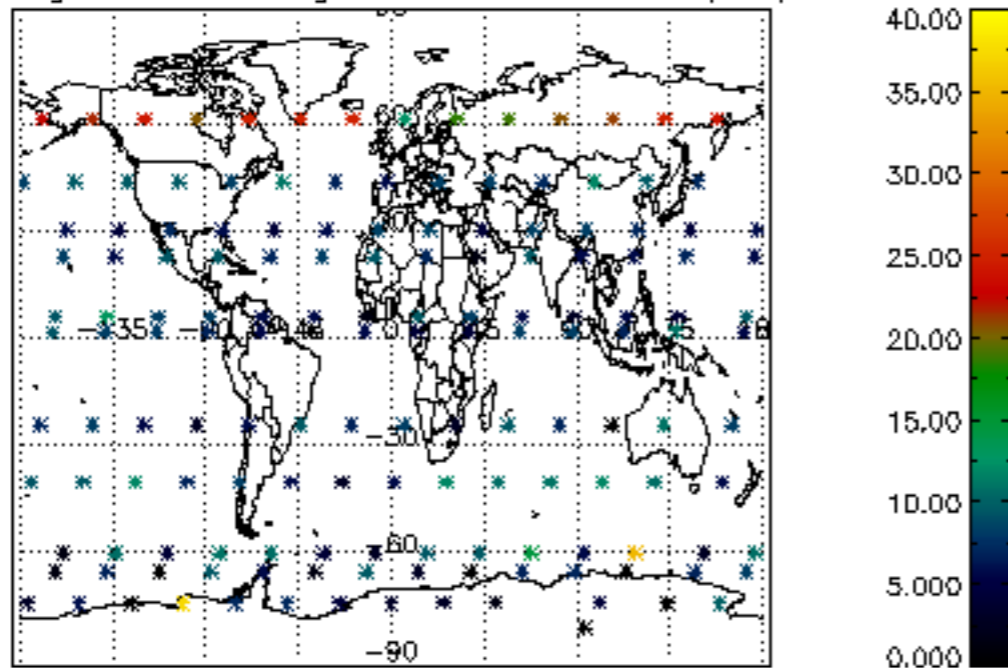
Percentage of cosmic ray hits per profile



Percentage of datation errors per profile



Percentage of star falling outside central band per profile



Percentage of saturation errors per profile

