

# GOMOS Level 2 Daily Report

## SUMMARY

### [1. General Info](#)

### [2. Summary of processed GOM\\_NL\\_2P products](#)

### [3. Level 2 Quality information per product](#)

#### [3.1 Plot of level 2 quality information per product \(time dependant\)](#)

#### [3.2 Plot of level 2 quality information per product \(world map\)](#)

### [4. Level 1 Quality information per product \(stored on level 2 products\)](#)

#### [4.1 Plot of level 1 quality information per product \(time dependant\)](#)

##### [4.1.1 Plot of level 1 quality information per product \(time dependant\): ASCENDING](#)

##### [4.1.2 Plot of level 1 quality information per product \(time dependant\): DESCENDING](#)

#### [4.2 Plot of level 1 quality information per product \(world map\)](#)

##### [4.2.1 Plot of level 1 quality information per product \(world map\): ASCENDING](#)

##### [4.2.2 Plot of level 1 quality information per product \(world map\): DESCENDING](#)

### [5. Ozone profiles based on quality statistics and other trace gas profiles](#)

#### [5.1 Ozone statistics based on quality of products](#)

#### [5.2 Plot ozone profiles for all STD \(dark without errors\)](#)

#### [5.3 Plot ozone profiles where STD < 20% \(dark without errors\)](#)

#### [5.4. Plot ozone profiles where STD < 10% \(dark without errors\)](#)

#### [5.5. Plot ozone profiles where STD < 5% \(dark without errors\)](#)

#### [5.6 Plot NO2 profiles for all STD \(dark without errors\)](#)

#### [5.7 Plot NO3 profiles for all STD \(dark without errors\)](#)

#### [5.8 Plot H2O profiles \(only for occultations of stars 1,2,3,4,13,14,16,26,63 dark without errors\) for all STD](#)

### [6. Auxiliary Data Files used for the production reported in section 2](#)

This report presents the daily analysis on parameters extracted from GOMOS level 2 data (GOM\_NL\_\_2P). It is intended to monitor some important parameters that will impact the quality of these products. A list of level 2 products (and content) that have arrived during the reporting day to the PCF is also given.

Item	Value
Time of report generation	18APR2013 12:38:05
Data source version	GOMOS/6.01
Start time of products	21-11-2005 (21NOV2005 00:00:00)
Stop time of products	22-11-2005 (22NOV2005 00:00:00)
Store outputs in DB	Yes
Nb of level 2 prods	300
Nb of prods with errors	0

## 2. Summary of processed GOM\_NL\_\_2P products.

Nr	Filename	UTC Start time	Limb	Duration	Star Id	Star Name	Star Mag	Star Temp	Nb Meas	Orbit	Prod. error
1	GOM_NL__2PRFIN20051121_000013_000000362042_00388_19480_8669.N1	21-NOV-2005 00:00:13	Bright	35.500	39	85Eta UMa	1.8540	24000.	71	19480	No
2	GOM_NL__2PRFIN20051121_000254_000000512042_00388_19480_8670.N1	21-NOV-2005 00:02:54	Bright	51.000	180	27Gam Boo	3.0400	8000.0	102	19480	No
3	GOM_NL__2PRFIN20051121_000823_000000332042_00388_19480_8671.N1	21-NOV-2005 00:08:23	Bright	32.500	3	16Alp Boo	-0.050000	4250.0	65	19480	No
4	GOM_NL__2PRFIN20051121_001138_000000362042_00388_19480_8672.N1	21-NOV-2005 00:11:38	Bright	36.000	138	47Eps Vir	2.8280	4700.0	72	19480	No
5	GOM_NL__2PRFIN20051121_001535_000000392042_00388_19480_8673.N1	21-NOV-2005 00:15:35	Bright	39.000	121	29Gam Vir	2.7400	7200.0	78	19480	No
6	GOM_NL__2PRFIN20051121_002005_000000432042_00388_19480_8674.N1	21-NOV-2005 00:20:05	Twilight	42.500	163	7Del Crv	2.9450	11000.	85	19480	No
7	GOM_NL__2PRFIN20051121_002148_000000452042_00388_19480_8675.N1	21-NOV-2005 00:21:48	Twilight	44.500	106	9Bet Crv	2.6480	5600.0	89	19480	No
8	GOM_NL__2PRFIN20051121_002815_000000382042_00388_19480_8676.N1	21-NOV-2005 00:28:15	Dark	37.500	64	Gam Cen	2.2000	10600.	75	19480	No
9	GOM_NL__2PRFIN20051121_003055_000000402042_00388_19480_8677.N1	21-NOV-2005 00:30:55	Dark	39.500	20	Bet Cru	1.2530	30000.	79	19480	No
10	GOM_NL__2PRFIN20051121_003204_000000382042_00389_19481_8657.N1	21-NOV-2005 00:32:04	Dark	38.000	12	Alp1Cru	0.77500	30000.	76	19481	No
11	GOM_NL__2PRFIN20051121_003423_000000382042_00389_19481_8658.N1	21-NOV-2005 00:34:23	Dark	38.000	124	The Car	2.7640	30000.	76	19481	No
12	GOM_NL__2PRFIN20051121_003715_000000392042_00389_19481_8659.N1	21-NOV-2005 00:37:15	Dark	38.500	29	Bet Car	1.6720	10200.	77	19481	No
13	GOM_NL__2PRFIN20051121_005218_000000382042_00389_19481_8660.N1	21-NOV-2005 00:52:18	Straylight	37.500	157	The1Eri	2.9060	9300.0	75	19481	No
14	GOM_NL__2PRFIN20051121_010453_00000022042_00389_19481_8661.N1	21-NOV-2005 01:04:53	Straylight	2.0000	94	92Alp Cet	2.5260	3100.0	4	19481	No
15	GOM_NL__2PRFIN20051121_010952_000000372042_00389_19481_8662.N1	21-NOV-2005 01:09:52	Bright	37.000	105	6Bet Ari	2.6450	8900.0	74	19481	No
16	GOM_NL__2PRFIN20051121_011344_000000352042_00389_19481_8663.N1	21-NOV-2005 01:13:44	Bright	34.500	173	4Bet Tri	3.0040	8900.0	69	19481	No
17	GOM_NL__2PRFIN20051121_011548_000000362042_00389_19481_8664.N1	21-NOV-2005 01:15:48	Bright	36.000	73	57Gam1And	2.2600	13100.	72	19481	No
18	GOM_NL__2PRFIN20051121_012026_000000362042_00389_19481_8665.N1	21-NOV-2005 01:20:26	Bright	35.500	68	18Alp Cas	2.2250	4500.0	71	19481	No
19	GOM_NL__2PRFIN20051121_012136_000000352042_00389_19481_8666.N1	21-NOV-2005 01:21:36	Bright	35.000	74	11Bet Cas	2.2680	6600.0	70	19481	No
20	GOM_NL__2PRFIN20051121_012902_000000362042_00389_19481_8667.N1	21-NOV-2005 01:29:02	Bright	36.000	49	1Alp UMi	1.9900	6300.0	72	19481	No
21	GOM_NL__2PRFIN20051121_013332_000000352042_00389_19481_8668.N1	21-NOV-2005 01:33:32	Bright	35.000	60	7Bet UMi	2.0810	3950.0	70	19481	No
22	GOM_NL__2PRFIN20051121_013918_000000352042_00389_19481_8669.N1	21-NOV-2005 01:39:18	Bright	34.500	55	79Zet UMa	2.0600	10200.	69	19481	No
23	GOM_NL__2PRFIN20051121_014049_000000342042_00389_19481_8670.N1	21-NOV-2005 01:40:49	Bright	34.000	39	85Eta UMa	1.8540	24000.	68	19481	No
24	GOM_NL__2PRFIN20051121_014331_000000512042_00389_19481_8671.N1	21-NOV-2005 01:43:31	Bright	51.000	180	27Gam Boo	3.0400	8000.0	102	19481	No
25	GOM_NL__2PRFIN20051121_014859_000000332042_00389_19481_8672.N1	21-NOV-2005 01:48:59	Bright	33.000	3	16Alp Boo	-0.050000	4250.0	66	19481	No
26	GOM_NL__2PRFIN20051121_015214_000000362042_00389_19481_8673.N1	21-NOV-2005 01:52:14	Bright	35.500	138	47Eps Vir	2.8280	4700.0	71	19481	No
27	GOM_NL__2PRFIN20051121_015611_000000412042_00389_19481_8674.N1	21-NOV-2005 01:56:11	Bright	40.500	121	29Gam Vir	2.7400	7200.0	81	19481	No
28	GOM_NL__2PRFIN20051121_020041_000000412042_00389_19481_8675.N1	21-NOV-2005 02:00:41	Twilight	40.500	163	7Del Crv	2.9450	11000.	81	19481	No
29	GOM_NL__2PRFIN20051121_020224_000000422042_00389_19481_8676.N1	21-NOV-2005 02:02:24	Twilight	41.500	106	9Bet Crv	2.6480	5600.0	83	19481	No
30	GOM_NL__2PRFIN20051121_020851_000000382042_00389_19481_8677.N1	21-NOV-2005 02:08:51	Dark	38.000	64	Gam Cen	2.2000	10600.	76	19481	No
31	GOM_NL__2PRFIN20051121_021131_000000382042_00389_19481_8678.N1	21-NOV-2005 02:11:31	Dark	37.500	20	Bet Cru	1.2530	30000.	75	19481	No
32	GOM_NL__2PRFIN20051121_021240_000000372042_00390_19482_8657.N1	21-NOV-2005 02:12:40	Dark	36.500	12	Alp1Cru	0.77500	30000.	73	19482	No
33	GOM_NL__2PRFIN20051121_021459_000000372042_00390_19482_8658.N1	21-NOV-2005 02:14:59	Dark	36.500	124	The Car	2.7640	30000.	73	19482	No
34	GOM_NL__2PRFIN20051121_021751_000000392042_00390_19482_8659.N1	21-NOV-2005 02:17:51	Dark	38.500	29	Bet Car	1.6720	10200.	77	19482	No
35	GOM_NL__2PRFIN20051121_023254_000000392042_00390_19482_8660.N1	21-NOV-2005 02:32:54	Straylight	38.500	157	The1Eri	2.9060	9300.0	77	19482	No
36	GOM_NL__2PRFIN20051121_024529_000000152042_00390_19482_8661.N1	21-NOV-2005 02:45:29	Twilight	15.000	94	92Alp Cet	2.5260	3100.0	30	19482	No
37	GOM_NL__2PRFIN20051121_025028_000000362042_00390_19482_8662.N1	21-NOV-2005 02:50:28	Bright	35.500	105	6Bet Ari	2.6450	8900.0	71	19482	No
38	GOM_NL__2PRFIN20051121_025420_000000352042_00390_19482_8663.N1	21-NOV-2005 02:54:20	Bright	34.500	173	4Bet Tri	3.0040	8900.0	69	19482	No
39	GOM_NL__2PRFIN20051121_025624_000000362042_00390_19482_8664.N1	21-NOV-2005 02:56:24	Bright	35.500	73	57Gam1And	2.2600	13100.	71	19482	No
40	GOM_NL__2PRFIN20051121_030102_000000372042_00390_19482_8665.N1	21-NOV-2005 03:01:02	Bright	36.500	68	18Alp Cas	2.2250	4500.0	73	19482	No
41	GOM_NL__2PRFIN20051121_030213_000000372042_00390_19482_8666.N1	21-NOV-2005 03:02:13	Bright	36.500	74	11Bet Cas	2.2680	6600.0	73	19482	No
42	GOM_NL__2PRFIN20051121_030938_000000332042_00390_19482_8667.N1	21-NOV-2005 03:09:38	Bright	33.000	49	1Alp UMi	1.9900	6300.0	66	19482	No

43	GOM_NL__2PRFIN20051121_031408_000000362042_00390_19482_8668.N1	21-NOV-2005 03:14:08	Bright	35.500	60	7Bet UMi	2.0810	3950.0	71	19482	No
44	GOM_NL__2PRFIN20051121_031954_000000342042_00390_19482_8669.N1	21-NOV-2005 03:19:54	Bright	33.500	55	79Zet UMa	2.0600	10200.	67	19482	No
45	GOM_NL__2PRFIN20051121_032125_000000352042_00390_19482_8670.N1	21-NOV-2005 03:21:25	Bright	34.500	39	85Eta UMa	1.8540	24000.	69	19482	No
46	GOM_NL__2PRFIN20051121_032407_000000342042_00390_19482_8671.N1	21-NOV-2005 03:24:07	Bright	34.000	180	27Gam Boo	3.0400	8000.0	68	19482	No
47	GOM_NL__2PRFIN20051121_032936_000000342042_00390_19482_8672.N1	21-NOV-2005 03:29:36	Bright	33.500	3	16Alp Boo	-0.050000	4250.0	67	19482	No
48	GOM_NL__2PRFIN20051121_033250_000000362042_00390_19482_8673.N1	21-NOV-2005 03:32:50	Bright	36.000	138	47Eps Vir	2.8280	4700.0	72	19482	No
49	GOM_NL__2PRFIN20051121_033647_000000212042_00390_19482_8674.N1	21-NOV-2005 03:36:47	Twilight	21.000	121	29Gam Vir	2.7400	7200.0	42	19482	No
50	GOM_NL__2PRFIN20051121_034118_000000432042_00390_19482_8675.N1	21-NOV-2005 03:41:18	Twilight	42.500	163	7Del Crv	2.9450	11000.	85	19482	No
51	GOM_NL__2PRFIN20051121_034301_000000432042_00390_19482_8676.N1	21-NOV-2005 03:43:01	Twilight	43.000	106	9Bet Crv	2.6480	5600.0	86	19482	No
52	GOM_NL__2PRFIN20051121_034928_000000402042_00390_19482_8677.N1	21-NOV-2005 03:49:28	Dark	39.500	64	Gam Cen	2.2000	10600.	79	19482	No
53	GOM_NL__2PRFIN20051121_035208_000000412042_00390_19482_8678.N1	21-NOV-2005 03:52:08	Dark	41.000	20	Bet Cru	1.2530	30000.	82	19482	No
54	GOM_NL__2PRFIN20051121_035316_000000392042_00391_19483_8657.N1	21-NOV-2005 03:53:16	Dark	38.500	12	Alp1Cru	0.77500	30000.	77	19483	No
55	GOM_NL__2PRFIN20051121_035536_000000362042_00391_19483_8658.N1	21-NOV-2005 03:55:36	Dark	36.000	124	The Car	2.7640	30000.	72	19483	No
56	GOM_NL__2PRFIN20051121_035827_000000392042_00391_19483_8659.N1	21-NOV-2005 03:58:27	Dark	38.500	29	Bet Car	1.6720	10200.	77	19483	No
57	GOM_NL__2PRFIN20051121_041330_000000362042_00391_19483_8660.N1	21-NOV-2005 04:13:30	Straylight	36.000	157	The1Eri	2.9060	9300.0	72	19483	No
58	GOM_NL__2PRFIN20051121_042605_000000152042_00391_19483_8661.N1	21-NOV-2005 04:26:05	Twilight	15.000	94	92Alp Cet	2.5260	3100.0	30	19483	No
59	GOM_NL__2PRFIN20051121_043105_000000362042_00391_19483_8662.N1	21-NOV-2005 04:31:05	Bright	36.000	105	6Bet Ari	2.6450	8900.0	72	19483	No
60	GOM_NL__2PRFIN20051121_043456_000000352042_00391_19483_8663.N1	21-NOV-2005 04:34:56	Bright	34.500	173	4Bet Tri	3.0040	8900.0	69	19483	No
61	GOM_NL__2PRFIN20051121_043700_000000362042_00391_19483_8664.N1	21-NOV-2005 04:37:00	Bright	36.000	73	57Gam1And	2.2600	13100.	72	19483	No
62	GOM_NL__2PRFIN20051121_044138_000000372042_00391_19483_8665.N1	21-NOV-2005 04:41:38	Bright	36.500	68	18Alp Cas	2.2250	4500.0	73	19483	No
63	GOM_NL__2PRFIN20051121_044249_000000362042_00391_19483_8666.N1	21-NOV-2005 04:42:49	Bright	36.000	74	11Bet Cas	2.2680	6600.0	72	19483	No
64	GOM_NL__2PRFIN20051121_045014_000000352042_00391_19483_8667.N1	21-NOV-2005 04:50:14	Bright	35.000	49	1Alp UMi	1.9900	6300.0	70	19483	No
65	GOM_NL__2PRFIN20051121_045444_000000382042_00391_19483_8668.N1	21-NOV-2005 04:54:44	Bright	37.500	60	7Bet UMi	2.0810	3950.0	75	19483	No
66	GOM_NL__2PRFIN20051121_050030_000000352042_00391_19483_8669.N1	21-NOV-2005 05:00:30	Bright	35.000	55	79Zet UMa	2.0600	10200.	70	19483	No
67	GOM_NL__2PRFIN20051121_050201_000000362042_00391_19483_8670.N1	21-NOV-2005 05:02:01	Bright	36.000	39	85Eta UMa	1.8540	24000.	72	19483	No
68	GOM_NL__2PRFIN20051121_050443_000000332042_00391_19483_8671.N1	21-NOV-2005 05:04:43	Bright	33.000	180	27Gam Boo	3.0400	8000.0	66	19483	No
69	GOM_NL__2PRFIN20051121_051012_000000332042_00391_19483_8672.N1	21-NOV-2005 05:10:12	Bright	33.000	3	16Alp Boo	-0.050000	4250.0	66	19483	No
70	GOM_NL__2PRFIN20051121_051326_000000362042_00391_19483_8673.N1	21-NOV-2005 05:13:26	Bright	35.500	138	47Eps Vir	2.8280	4700.0	71	19483	No
71	GOM_NL__2PRFIN20051121_051724_000000212042_00391_19483_8674.N1	21-NOV-2005 05:17:24	Twilight	21.000	121	29Gam Vir	2.7400	7200.0	42	19483	No
72	GOM_NL__2PRFIN20051121_052154_000000422042_00391_19483_8675.N1	21-NOV-2005 05:21:54	Twilight	42.000	163	7Del Crv	2.9450	11000.	84	19483	No
73	GOM_NL__2PRFIN20051121_052337_000000442042_00391_19483_8676.N1	21-NOV-2005 05:23:37	Twilight	44.000	106	9Bet Crv	2.6480	5600.0	88	19483	No
74	GOM_NL__2PRFIN20051121_053004_000000402042_00391_19483_8677.N1	21-NOV-2005 05:30:04	Dark	40.000	64	Gam Cen	2.2000	10600.	80	19483	No
75	GOM_NL__2PRFIN20051121_053244_000000402042_00391_19483_8678.N1	21-NOV-2005 05:32:44	Dark	40.000	20	Bet Cru	1.2530	30000.	80	19483	No
76	GOM_NL__2PRFIN20051121_053353_000000412042_00392_19484_8657.N1	21-NOV-2005 05:33:53	Dark	41.000	12	Alp1Cru	0.77500	30000.	82	19484	No
77	GOM_NL__2PRFIN20051121_053612_000000382042_00392_19484_8658.N1	21-NOV-2005 05:36:12	Dark	37.500	124	The Car	2.7640	30000.	75	19484	No
78	GOM_NL__2PRFIN20051121_053904_000000392042_00392_19484_8659.N1	21-NOV-2005 05:39:04	Dark	38.500	29	Bet Car	1.6720	10200.	77	19484	No
79	GOM_NL__2PRFIN20051121_055406_000000372042_00392_19484_8660.N1	21-NOV-2005 05:54:06	Straylight	36.500	157	The1Eri	2.9060	9300.0	73	19484	No
80	GOM_NL__2PRFIN20051121_060641_000000272042_00392_19484_8661.N1	21-NOV-2005 06:06:41	Twilight	27.000	94	92Alp Cet	2.5260	3100.0	54	19484	No
81	GOM_NL__2PRFIN20051121_061141_000000362042_00392_19484_8662.N1	21-NOV-2005 06:11:41	Bright	36.000	105	6Bet Ari	2.6450	8900.0	72	19484	No
82	GOM_NL__2PRFIN20051121_061532_000000352042_00392_19484_8663.N1	21-NOV-2005 06:15:32	Bright	35.000	173	4Bet Tri	3.0040	8900.0	70	19484	No
83	GOM_NL__2PRFIN20051121_061736_000000382042_00392_19484_8664.N1	21-NOV-2005 06:17:36	Bright	38.000	73	57Gam1And	2.2600	13100.	76	19484	No
84	GOM_NL__2PRFIN20051121_062214_000000362042_00392_19484_8665.N1	21-NOV-2005 06:22:14	Bright	36.000	68	18Alp Cas	2.2250	4500.0	72	19484	No
85	GOM_NL__2PRFIN20051121_062325_000000372042_00392_19484_8666.N1	21-NOV-2005 06:23:25	Bright	36.500	74	11Bet Cas	2.2680	6600.0	73	19484	No
86	GOM_NL__2PRFIN20051121_063050_000000352042_00392_19484_8667.N1	21-NOV-2005 06:30:50	Bright	34.500	49	1Alp UMi	1.9900	6300.0	69	19484	No
87	GOM_NL__2PRFIN20051121_063520_000000382042_00392_19484_8668.N1	21-NOV-2005 06:35:20	Bright	37.500	60	7Bet UMi	2.0810	3950.0	75	19484	No
88	GOM_NL__2PRFIN20051121_064106_000000372042_00392_19484_8669.N1	21-NOV-2005 06:41:06	Bright	37.000	55	79Zet UMa	2.0600	10200.	74	19484	No
89	GOM_NL__2PRFIN20051121_064237_000000332042_00392_19484_8670.N1	21-NOV-2005 06:42:37	Bright	32.500	39	85Eta UMa	1.8540	24000.	65	19484	No
90	GOM_NL__2PRFIN20051121_064519_000000392042_00392_19484_8671.N1	21-NOV-2005 06:45:19	Bright	38.500	180	27Gam Boo	3.0400	8000.0	77	19484	No
91	GOM_NL__2PRFIN20051121_065048_000000332042_00392_19484_8672.N1	21-NOV-2005 06:50:48	Bright	33.000	3	16Alp Boo	-0.050000	4250.0	66	19484	No
92	GOM_NL__2PRFIN20051121_065402_000000372042_00392_19484_8673.N1	21-NOV-2005 06:54:02	Bright	36.500	138	47Eps Vir	2.8280	4700.0	73	19484	No
93	GOM_NL__2PRFIN20051121_070231_000000422042_00392_19484_8674.N1	21-NOV-2005 07:02:31	Twilight	42.000	163	7Del Crv	2.9450	11000.	84	19484	No
94	GOM_NL__2PRFIN20051121_070413_000000442042_00392_19484_8675.N1	21-NOV-2005 07:04:13	Twilight	44.000	106	9Bet Crv	2.6480	5600.0	88	19484	No
95	GOM_NL__2PRFIN20051121_071040_000000392042_00392_19484_8676.N1	21-NOV-2005 07:10:40	Dark	39.000	64	Gam Cen	2.2000	10600.	78	19484	No
96	GOM_NL__2PRFIN20051121_071320_000000392042_00392_19484_8677.N1	21-NOV-2005 07:13:20	Dark	39.000	20	Bet Cru	1.2530	30000.	78	19484	No
97	GOM_NL__2PRFIN20051121_071429_000000402042_00393_19485_8657.N1	21-NOV-2005 07:14:29	Dark	40.000	12	Alp1Cru	0.77500	30000.	80	19485	No
98	GOM_NL__2PRFIN20051121_071648_000000382042_00393_19485_8658.N1	21-NOV-2005 07:16:48	Dark	38.000	124	The Car	2.7640	30000.	76	19485	No
99	GOM_NL__2PRFIN20051121_071940_000000382042_00393_19485_8659.N1	21-NOV-2005 07:19:40	Dark	38.000	29	Bet Car	1.6720	10200.	76	19485	No
100	GOM_NL__2PRFIN20051121_073443_000000372042_00393_19485_8660.N1	21-NOV-2005 07:34:43	Straylight	36.500	157	The1Eri	2.9060	9300.0	73	19485	No
101	GOM_NL__2PRFIN20051121_074717_000000272042_00393_19485_8661.N1	21-NOV-2005 07:47:17	Twilight	27.000	94	92Alp Cet	2.5260	3100.0	54	19485	No

102	GOM_NL__2PRFIN20051121_075217_000000362042_00393_19485_8662.N1	21-NOV-2005 07:52:17	Bright	36.000	105	6Bet Ari	2.6450	8900.0	72	19485	No
103	GOM_NL__2PRFIN20051121_075608_000000352042_00393_19485_8663.N1	21-NOV-2005 07:56:08	Bright	34.500	173	4Bet Tri	3.0040	8900.0	69	19485	No
104	GOM_NL__2PRFIN20051121_075812_000000352042_00393_19485_8664.N1	21-NOV-2005 07:58:12	Bright	35.000	73	57Gam1And	2.2600	13100.	70	19485	No
105	GOM_NL__2PRFIN20051121_080251_000000362042_00393_19485_8665.N1	21-NOV-2005 08:02:51	Bright	36.000	68	18Alp Cas	2.2250	4500.0	72	19485	No
106	GOM_NL__2PRFIN20051121_080402_000000362042_00393_19485_8666.N1	21-NOV-2005 08:04:02	Bright	35.500	74	11Bet Cas	2.2680	6600.0	71	19485	No
107	GOM_NL__2PRFIN20051121_081126_000000362042_00393_19485_8667.N1	21-NOV-2005 08:11:26	Bright	36.000	49	1Alp UMi	1.9900	6300.0	72	19485	No
108	GOM_NL__2PRFIN20051121_081556_000000342042_00393_19485_8668.N1	21-NOV-2005 08:15:56	Bright	34.000	60	7Bet UMi	2.0810	3950.0	68	19485	No
109	GOM_NL__2PRFIN20051121_082142_000000372042_00393_19485_8669.N1	21-NOV-2005 08:21:42	Bright	36.500	55	79Zet UMa	2.0600	10200.	73	19485	No
110	GOM_NL__2PRFIN20051121_082313_000000362042_00393_19485_8670.N1	21-NOV-2005 08:23:13	Bright	35.500	39	85Eta UMa	1.8540	24000.	71	19485	No
111	GOM_NL__2PRFIN20051121_082555_000000342042_00393_19485_8671.N1	21-NOV-2005 08:25:55	Bright	33.500	180	27Gam Boo	3.0400	8000.0	67	19485	No
112	GOM_NL__2PRFIN20051121_083124_000000332042_00393_19485_8672.N1	21-NOV-2005 08:31:24	Bright	33.000	3	16Alp Boo	-0.050000	4250.0	66	19485	No
113	GOM_NL__2PRFIN20051121_083439_000000362042_00393_19485_8673.N1	21-NOV-2005 08:34:39	Bright	35.500	138	47Eps Vir	2.8280	4700.0	71	19485	No
114	GOM_NL__2PRFIN20051121_084307_000000432042_00393_19485_8674.N1	21-NOV-2005 08:43:07	Twilight	43.000	163	7Del Crv	2.9450	11000.	86	19485	No
115	GOM_NL__2PRFIN20051121_084450_000000442042_00393_19485_8675.N1	21-NOV-2005 08:44:50	Twilight	43.500	106	9Bet Crv	2.6480	5600.0	87	19485	No
116	GOM_NL__2PRFIN20051121_085116_000000392042_00393_19485_8676.N1	21-NOV-2005 08:51:16	Dark	38.500	64	Gam Cen	2.2000	10600.	77	19485	No
117	GOM_NL__2PRFIN20051121_085356_000000392042_00393_19485_8677.N1	21-NOV-2005 08:53:56	Dark	38.500	20	Bet Cru	1.2530	30000.	77	19485	No
118	GOM_NL__2PRFIN20051121_085505_000000422042_00394_19486_8657.N1	21-NOV-2005 08:55:05	Dark	42.000	12	Alp1Cru	0.77500	30000.	84	19486	No
119	GOM_NL__2PRFIN20051121_085725_000000372042_00394_19486_8658.N1	21-NOV-2005 08:57:25	Dark	37.000	124	The Car	2.7640	30000.	74	19486	No
120	GOM_NL__2PRFIN20051121_090016_000000462042_00394_19486_8659.N1	21-NOV-2005 09:00:16	Dark	46.000	29	Bet Car	1.6720	10200.	92	19486	No
121	GOM_NL__2PRFIN20051121_091519_000000382042_00394_19486_8660.N1	21-NOV-2005 09:15:19	Straylight	37.500	157	The1Eri	2.9060	9300.0	75	19486	No
122	GOM_NL__2PRFIN20051121_092753_000000392042_00394_19486_8661.N1	21-NOV-2005 09:27:53	Twilight	39.000	94	92Alp Cet	2.5260	3100.0	78	19486	No
123	GOM_NL__2PRFIN20051121_093253_000000352042_00394_19486_8662.N1	21-NOV-2005 09:32:53	Bright	34.500	105	6Bet Ari	2.6450	8900.0	69	19486	No
124	GOM_NL__2PRFIN20051121_093644_000000352042_00394_19486_8663.N1	21-NOV-2005 09:36:44	Bright	35.000	173	4Bet Tri	3.0040	8900.0	70	19486	No
125	GOM_NL__2PRFIN20051121_093848_000000362042_00394_19486_8664.N1	21-NOV-2005 09:38:48	Bright	35.500	73	57Gam1And	2.2600	13100.	71	19486	No
126	GOM_NL__2PRFIN20051121_094327_000000362042_00394_19486_8665.N1	21-NOV-2005 09:43:27	Bright	36.000	68	18Alp Cas	2.2250	4500.0	72	19486	No
127	GOM_NL__2PRFIN20051121_094438_000000352042_00394_19486_8666.N1	21-NOV-2005 09:44:38	Bright	35.000	74	11Bet Cas	2.2680	6600.0	70	19486	No
128	GOM_NL__2PRFIN20051121_095202_000000362042_00394_19486_8667.N1	21-NOV-2005 09:52:02	Bright	36.000	49	1Alp UMi	1.9900	6300.0	72	19486	No
129	GOM_NL__2PRFIN20051121_095632_000000382042_00394_19486_8668.N1	21-NOV-2005 09:56:32	Bright	37.500	60	7Bet UMi	2.0810	3950.0	75	19486	No
130	GOM_NL__2PRFIN20051121_100218_000000342042_00394_19486_8669.N1	21-NOV-2005 10:02:18	Bright	33.500	55	79Zet UMa	2.0600	10200.	67	19486	No
131	GOM_NL__2PRFIN20051121_100349_000000332042_00394_19486_8670.N1	21-NOV-2005 10:03:49	Bright	32.500	39	85Eta UMa	1.8540	24000.	65	19486	No
132	GOM_NL__2PRFIN20051121_101200_000000332042_00394_19486_8671.N1	21-NOV-2005 10:12:00	Bright	33.000	3	16Alp Boo	-0.050000	4250.0	66	19486	No
133	GOM_NL__2PRFIN20051121_101515_000000362042_00394_19486_8672.N1	21-NOV-2005 10:15:15	Bright	35.500	138	47Eps Vir	2.8280	4700.0	71	19486	No
134	GOM_NL__2PRFIN20051121_102343_000000422042_00394_19486_8673.N1	21-NOV-2005 10:23:43	Twilight	42.000	163	7Del Crv	2.9450	11000.	84	19486	No
135	GOM_NL__2PRFIN20051121_102526_000000442042_00394_19486_8674.N1	21-NOV-2005 10:25:26	Twilight	43.500	106	9Bet Crv	2.6480	5600.0	87	19486	No
136	GOM_NL__2PRFIN20051121_103153_000000392042_00394_19486_8675.N1	21-NOV-2005 10:31:53	Dark	39.000	64	Gam Cen	2.2000	10600.	78	19486	No
137	GOM_NL__2PRFIN20051121_103432_000000392042_00394_19486_8676.N1	21-NOV-2005 10:34:32	Dark	39.000	20	Bet Cru	1.2530	30000.	78	19486	No
138	GOM_NL__2PRFIN20051121_103541_000000432042_00395_19487_8657.N1	21-NOV-2005 10:35:41	Dark	42.500	12	Alp1Cru	0.77500	30000.	85	19487	No
139	GOM_NL__2PRFIN20051121_103801_000000382042_00395_19487_8658.N1	21-NOV-2005 10:38:01	Dark	37.500	124	The Car	2.7640	30000.	75	19487	No
140	GOM_NL__2PRFIN20051121_104053_000000382042_00395_19487_8659.N1	21-NOV-2005 10:40:53	Dark	38.000	29	Bet Car	1.6720	10200.	76	19487	No
141	GOM_NL__2PRFIN20051121_105555_000000382042_00395_19487_8660.N1	21-NOV-2005 10:55:55	Straylight	37.500	157	The1Eri	2.9060	9300.0	75	19487	No
142	GOM_NL__2PRFIN20051121_110829_000000392042_00395_19487_8661.N1	21-NOV-2005 11:08:29	Twilight	39.000	94	92Alp Cet	2.5260	3100.0	78	19487	No
143	GOM_NL__2PRFIN20051121_111329_000000372042_00395_19487_8662.N1	21-NOV-2005 11:13:29	Bright	36.500	105	6Bet Ari	2.6450	8900.0	73	19487	No
144	GOM_NL__2PRFIN20051121_111720_000000352042_00395_19487_8663.N1	21-NOV-2005 11:17:20	Bright	35.000	173	4Bet Tri	3.0040	8900.0	70	19487	No
145	GOM_NL__2PRFIN20051121_111924_000000362042_00395_19487_8664.N1	21-NOV-2005 11:19:24	Bright	36.000	73	57Gam1And	2.2600	13100.	72	19487	No
146	GOM_NL__2PRFIN20051121_112403_000000362042_00395_19487_8665.N1	21-NOV-2005 11:24:03	Bright	36.000	68	18Alp Cas	2.2250	4500.0	72	19487	No
147	GOM_NL__2PRFIN20051121_112514_000000352042_00395_19487_8666.N1	21-NOV-2005 11:25:14	Bright	34.500	74	11Bet Cas	2.2680	6600.0	69	19487	No
148	GOM_NL__2PRFIN20051121_113238_000000382042_00395_19487_8667.N1	21-NOV-2005 11:32:38	Bright	37.500	49	1Alp UMi	1.9900	6300.0	75	19487	No
149	GOM_NL__2PRFIN20051121_113708_000000372042_00395_19487_8668.N1	21-NOV-2005 11:37:08	Bright	36.500	60	7Bet UMi	2.0810	3950.0	73	19487	No
150	GOM_NL__2PRFIN20051121_114254_000000372042_00395_19487_8669.N1	21-NOV-2005 11:42:54	Bright	36.500	55	79Zet UMa	2.0600	10200.	73	19487	No
151	GOM_NL__2PRFIN20051121_114425_000000422042_00395_19487_8670.N1	21-NOV-2005 11:44:25	Bright	42.000	39	85Eta UMa	1.8540	24000.	84	19487	No
152	GOM_NL__2PRFIN20051121_114707_000000342042_00395_19487_8671.N1	21-NOV-2005 11:47:07	Bright	34.000	180	27Gam Boo	3.0400	8000.0	68	19487	No
153	GOM_NL__2PRFIN20051121_115236_000000332042_00395_19487_8672.N1	21-NOV-2005 11:52:36	Bright	33.000	3	16Alp Boo	-0.050000	4250.0	66	19487	No
154	GOM_NL__2PRFIN20051121_115551_000000362042_00395_19487_8673.N1	21-NOV-2005 11:55:51	Bright	36.000	138	47Eps Vir	2.8280	4700.0	72	19487	No
155	GOM_NL__2PRFIN20051121_120420_000000412042_00395_19487_8674.N1	21-NOV-2005 12:04:20	Twilight	41.000	163	7Del Crv	2.9450	11000.	82	19487	No
156	GOM_NL__2PRFIN20051121_120602_000000422042_00395_19487_8675.N1	21-NOV-2005 12:06:02	Twilight	42.000	106	9Bet Crv	2.6480	5600.0	84	19487	No
157	GOM_NL__2PRFIN20051121_121229_000000412042_00395_19487_8676.N1	21-NOV-2005 12:12:29	Dark	40.500	64	Gam Cen	2.2000	10600.	81	19487	No
158	GOM_NL__2PRFIN20051121_121508_000000392042_00395_19487_8677.N1	21-NOV-2005 12:15:08	Dark	38.500	20	Bet Cru	1.2530	30000.	77	19487	No
159	GOM_NL__2PRFIN20051121_121617_000000442042_00396_19488_8657.N1	21-NOV-2005 12:16:17	Dark	44.000	12	Alp1Cru	0.77500	30000.	88	19488	No
160	GOM_NL__2PRFIN20051121_121837_000000382042_00396_19488_8658.N1	21-NOV-2005 12:18:37	Dark	37.500	124	The Car	2.7640	30000.	75	19488	No

161	GOM_NL__2PRFIN20051121_122129_000000382042_00396_19488_8659.N1	21-NOV-2005 12:21:29	Dark	37.500	29	Bet Car	1.6720	10200.	75	19488	No
162	GOM_NL__2PRFIN20051121_123631_000000372042_00396_19488_8660.N1	21-NOV-2005 12:36:31	Straylight	36.500	157	The1Eri	2.9060	9300.0	73	19488	No
163	GOM_NL__2PRFIN20051121_124905_000000432042_00396_19488_8661.N1	21-NOV-2005 12:49:05	Tw_i_and_stray	42.500	94	92Alp Cet	2.5260	3100.0	85	19488	No
164	GOM_NL__2PRFIN20051121_125405_000000372042_00396_19488_8662.N1	21-NOV-2005 12:54:05	Bright	36.500	105	6Bet Ari	2.6450	8900.0	73	19488	No
165	GOM_NL__2PRFIN20051121_125756_000000342042_00396_19488_8663.N1	21-NOV-2005 12:57:56	Bright	34.000	173	4Bet Tri	3.0040	8900.0	68	19488	No
166	GOM_NL__2PRFIN20051121_130000_000000372042_00396_19488_8664.N1	21-NOV-2005 13:00:00	Bright	36.500	73	57Gam1And	2.2600	13100.	73	19488	No
167	GOM_NL__2PRFIN20051121_130439_000000342042_00396_19488_8665.N1	21-NOV-2005 13:04:39	Bright	34.000	68	18Alp Cas	2.2250	4500.0	68	19488	No
168	GOM_NL__2PRFIN20051121_130550_000000372042_00396_19488_8666.N1	21-NOV-2005 13:05:50	Bright	36.500	74	11Bet Cas	2.2680	6600.0	73	19488	No
169	GOM_NL__2PRFIN20051121_131313_000000352042_00396_19488_8667.N1	21-NOV-2005 13:13:13	Bright	35.000	49	1Alp UMi	1.9900	6300.0	70	19488	No
170	GOM_NL__2PRFIN20051121_131744_000000362042_00396_19488_8668.N1	21-NOV-2005 13:17:44	Bright	36.000	60	7Bet UMi	2.0810	3950.0	72	19488	No
171	GOM_NL__2PRFIN20051121_132330_000000372042_00396_19488_8669.N1	21-NOV-2005 13:23:30	Bright	37.000	55	79Zet UMa	2.0600	10200.	74	19488	No
172	GOM_NL__2PRFIN20051121_132501_000000342042_00396_19488_8670.N1	21-NOV-2005 13:25:01	Bright	34.000	39	85Eta UMa	1.8540	24000.	68	19488	No
173	GOM_NL__2PRFIN20051121_132743_000000512042_00396_19488_8671.N1	21-NOV-2005 13:27:43	Bright	51.000	180	27Gam Boo	3.0400	8000.0	102	19488	No
174	GOM_NL__2PRFIN20051121_133312_000000332042_00396_19488_8672.N1	21-NOV-2005 13:33:12	Bright	33.000	3	16Alp Boo	-0.050000	4250.0	66	19488	No
175	GOM_NL__2PRFIN20051121_133627_000000362042_00396_19488_8673.N1	21-NOV-2005 13:36:27	Bright	36.000	138	47Eps Vir	2.8280	4700.0	72	19488	No
176	GOM_NL__2PRFIN20051121_134456_000000402042_00396_19488_8674.N1	21-NOV-2005 13:44:56	Tw_i_and_stray	40.000	163	7Del Crv	2.9450	11000.	80	19488	No
177	GOM_NL__2PRFIN20051121_134639_000000442042_00396_19488_8675.N1	21-NOV-2005 13:46:39	Twilight	44.000	106	9Bet Crv	2.6480	5600.0	88	19488	No
178	GOM_NL__2PRFIN20051121_135305_000000382042_00396_19488_8676.N1	21-NOV-2005 13:53:05	Dark	37.500	64	Gam Cen	2.2000	10600.	75	19488	No
179	GOM_NL__2PRFIN20051121_135544_000000372042_00396_19488_8677.N1	21-NOV-2005 13:55:44	Dark	36.500	20	Bet Cru	1.2530	30000.	73	19488	No
180	GOM_NL__2PRFIN20051121_135653_000000372042_00397_19489_8657.N1	21-NOV-2005 13:56:53	Dark	37.000	12	Alp1Cru	0.77500	30000.	74	19489	No
181	GOM_NL__2PRFIN20051121_135914_000000382042_00397_19489_8658.N1	21-NOV-2005 13:59:14	Dark	37.500	124	The Car	2.7640	30000.	75	19489	No
182	GOM_NL__2PRFIN20051121_140205_000000412042_00397_19489_8659.N1	21-NOV-2005 14:02:05	Dark	40.500	29	Bet Car	1.6720	10200.	81	19489	No
183	GOM_NL__2PRFIN20051121_141707_000000372042_00397_19489_8660.N1	21-NOV-2005 14:17:07	Straylight	37.000	157	The1Eri	2.9060	9300.0	74	19489	No
184	GOM_NL__2PRFIN20051121_142941_000000432042_00397_19489_8661.N1	21-NOV-2005 14:29:41	Tw_i_and_stray	43.000	94	92Alp Cet	2.5260	3100.0	86	19489	No
185	GOM_NL__2PRFIN20051121_143441_000000362042_00397_19489_8662.N1	21-NOV-2005 14:34:41	Bright	36.000	105	6Bet Ari	2.6450	8900.0	72	19489	No
186	GOM_NL__2PRFIN20051121_143832_000000342042_00397_19489_8663.N1	21-NOV-2005 14:38:32	Bright	33.500	173	4Bet Tri	3.0040	8900.0	67	19489	No
187	GOM_NL__2PRFIN20051121_144036_000000362042_00397_19489_8664.N1	21-NOV-2005 14:40:36	Bright	35.500	73	57Gam1And	2.2600	13100.	71	19489	No
188	GOM_NL__2PRFIN20051121_144515_000000362042_00397_19489_8665.N1	21-NOV-2005 14:45:15	Bright	36.000	68	18Alp Cas	2.2250	4500.0	72	19489	No
189	GOM_NL__2PRFIN20051121_144626_000000372042_00397_19489_8666.N1	21-NOV-2005 14:46:26	Bright	36.500	74	11Bet Cas	2.2680	6600.0	73	19489	No
190	GOM_NL__2PRFIN20051121_145349_000000322042_00397_19489_8667.N1	21-NOV-2005 14:53:49	Bright	32.000	49	1Alp UMi	1.9900	6300.0	64	19489	No
191	GOM_NL__2PRFIN20051121_145820_000000332042_00397_19489_8668.N1	21-NOV-2005 14:58:20	Bright	32.500	60	7Bet UMi	2.0810	3950.0	65	19489	No
192	GOM_NL__2PRFIN20051121_150406_000000372042_00397_19489_8669.N1	21-NOV-2005 15:04:06	Bright	37.000	55	79Zet UMa	2.0600	10200.	74	19489	No
193	GOM_NL__2PRFIN20051121_150537_000000372042_00397_19489_8670.N1	21-NOV-2005 15:05:37	Bright	36.500	39	85Eta UMa	1.8540	24000.	73	19489	No
194	GOM_NL__2PRFIN20051121_150819_000000352042_00397_19489_8671.N1	21-NOV-2005 15:08:19	Bright	34.500	180	27Gam Boo	3.0400	8000.0	69	19489	No
195	GOM_NL__2PRFIN20051121_151348_000000342042_00397_19489_8672.N1	21-NOV-2005 15:13:48	Bright	33.500	3	16Alp Boo	-0.050000	4250.0	67	19489	No
196	GOM_NL__2PRFIN20051121_151703_000000542042_00397_19489_8673.N1	21-NOV-2005 15:17:03	Bright	54.000	138	47Eps Vir	2.8280	4700.0	108	19489	No
197	GOM_NL__2PRFIN20051121_152533_000000402042_00397_19489_8674.N1	21-NOV-2005 15:25:33	Tw_i_and_stray	40.000	163	7Del Crv	2.9450	11000.	80	19489	No
198	GOM_NL__2PRFIN20051121_152715_000000422042_00397_19489_8675.N1	21-NOV-2005 15:27:15	Twilight	41.500	106	9Bet Crv	2.6480	5600.0	83	19489	No
199	GOM_NL__2PRFIN20051121_153341_000000392042_00397_19489_8676.N1	21-NOV-2005 15:33:41	Dark	39.000	64	Gam Cen	2.2000	10600.	78	19489	No
200	GOM_NL__2PRFIN20051121_153621_000000472042_00397_19489_8677.N1	21-NOV-2005 15:36:21	Dark	46.500	20	Bet Cru	1.2530	30000.	93	19489	No
201	GOM_NL__2PRFIN20051121_153729_000000482042_00398_19490_8677.N1	21-NOV-2005 15:37:29	Dark	48.000	12	Alp1Cru	0.77500	30000.	96	19490	No
202	GOM_NL__2PRFIN20051121_153950_000000372042_00398_19490_8678.N1	21-NOV-2005 15:39:50	Dark	36.500	124	The Car	2.7640	30000.	73	19490	No
203	GOM_NL__2PRFIN20051121_154241_000000412042_00398_19490_8679.N1	21-NOV-2005 15:42:41	Dark	41.000	29	Bet Car	1.6720	10200.	82	19490	No
204	GOM_NL__2PRFIN20051121_155743_000000382042_00398_19490_8680.N1	21-NOV-2005 15:57:43	Straylight	37.500	157	The1Eri	2.9060	9300.0	75	19490	No
205	GOM_NL__2PRFIN20051121_161017_000000442042_00398_19490_8681.N1	21-NOV-2005 16:10:17	Tw_i_and_stray	44.000	94	92Alp Cet	2.5260	3100.0	88	19490	No
206	GOM_NL__2PRFIN20051121_161517_000000372042_00398_19490_8682.N1	21-NOV-2005 16:15:17	Bright	37.000	105	6Bet Ari	2.6450	8900.0	74	19490	No
207	GOM_NL__2PRFIN20051121_161908_000000362042_00398_19490_8683.N1	21-NOV-2005 16:19:08	Bright	36.000	173	4Bet Tri	3.0040	8900.0	72	19490	No
208	GOM_NL__2PRFIN20051121_162112_000000362042_00398_19490_8684.N1	21-NOV-2005 16:21:12	Bright	36.000	73	57Gam1And	2.2600	13100.	72	19490	No
209	GOM_NL__2PRFIN20051121_162551_000000372042_00398_19490_8685.N1	21-NOV-2005 16:25:51	Bright	36.500	68	18Alp Cas	2.2250	4500.0	73	19490	No
210	GOM_NL__2PRFIN20051121_162703_000000362042_00398_19490_8686.N1	21-NOV-2005 16:27:03	Bright	36.000	74	11Bet Cas	2.2680	6600.0	72	19490	No
211	GOM_NL__2PRFIN20051121_163425_000000372042_00398_19490_8687.N1	21-NOV-2005 16:34:25	Bright	36.500	49	1Alp UMi	1.9900	6300.0	73	19490	No
212	GOM_NL__2PRFIN20051121_163856_000000362042_00398_19490_8688.N1	21-NOV-2005 16:38:56	Bright	35.500	60	7Bet UMi	2.0810	3950.0	71	19490	No
213	GOM_NL__2PRFIN20051121_164442_000000342042_00398_19490_8689.N1	21-NOV-2005 16:44:42	Bright	34.000	55	79Zet UMa	2.0600	10200.	68	19490	No
214	GOM_NL__2PRFIN20051121_164613_000000342042_00398_19490_8690.N1	21-NOV-2005 16:46:13	Bright	33.500	39	85Eta UMa	1.8540	24000.	67	19490	No
215	GOM_NL__2PRFIN20051121_164855_000000332042_00398_19490_8691.N1	21-NOV-2005 16:48:55	Bright	33.000	180	27Gam Boo	3.0400	8000.0	66	19490	No
216	GOM_NL__2PRFIN20051121_165424_000000342042_00398_19490_8692.N1	21-NOV-2005 16:54:24	Bright	33.500	3	16Alp Boo	-0.050000	4250.0	67	19490	No
217	GOM_NL__2PRFIN20051121_165740_000000542042_00398_19490_8693.N1	21-NOV-2005 16:57:40	Bright	54.000	138	47Eps Vir	2.8280	4700.0	108	19490	No
218	GOM_NL__2PRFIN20051121_170609_000000432042_00398_19490_8694.N1	21-NOV-2005 17:06:09	Tw_i_and_stray	42.500	163	7Del Crv	2.9450	11000.	85	19490	No
219	GOM_NL__2PRFIN20051121_170752_000000472042_00398_19490_8695.N1	21-NOV-2005 17:07:52	Twilight	46.500	106	9Bet Crv	2.6480	5600.0	93	19490	No

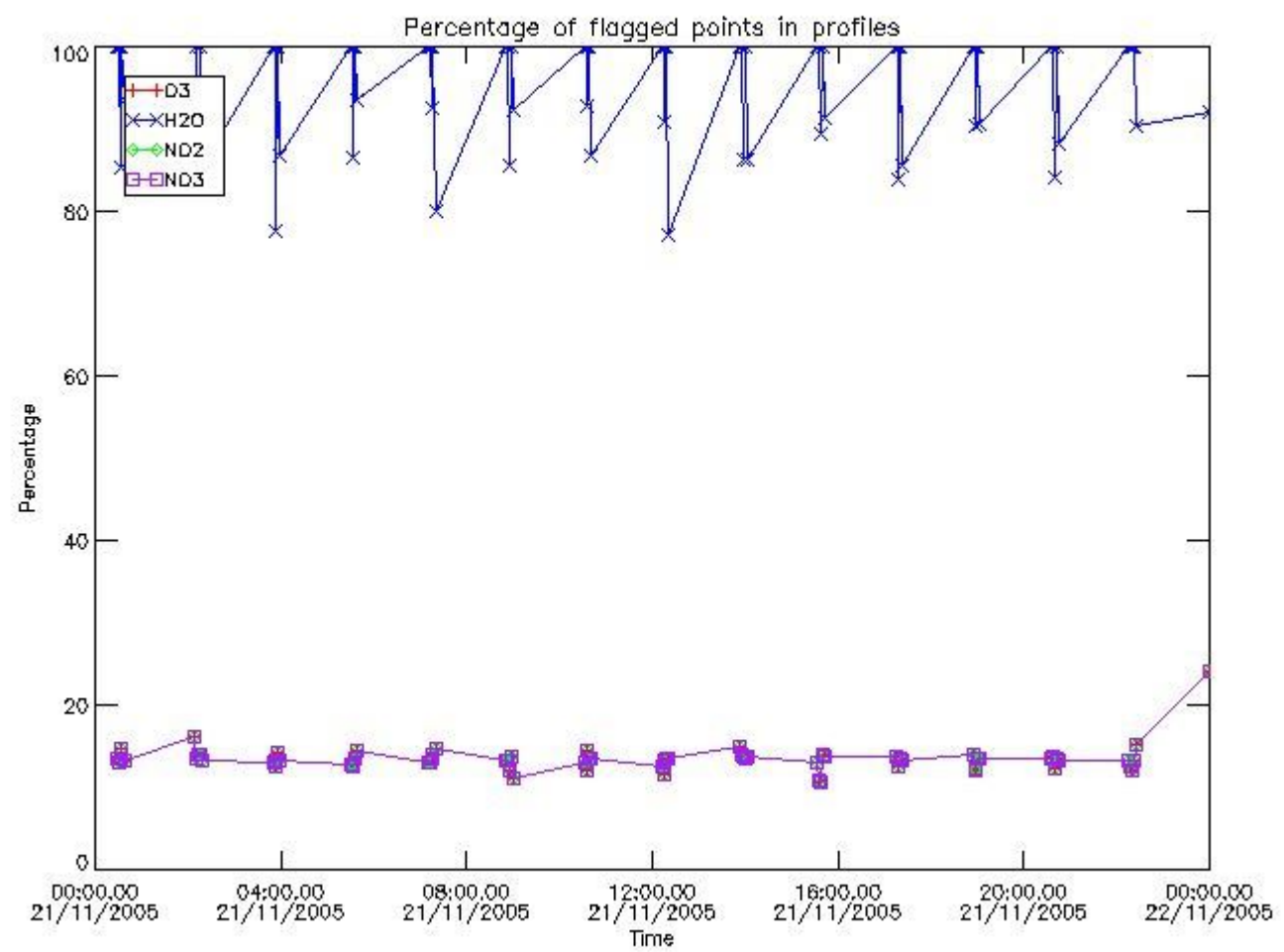
220	GOM_NL__2PRFIN20051121_171417_000000372042_00398_19490_8696.N1	21-NOV-2005 17:14:17	Dark	37.000	64	Gam Cen	2.2000	10600.	74	19490	No
221	GOM_NL__2PRFIN20051121_171657_000000412042_00398_19490_8697.N1	21-NOV-2005 17:16:57	Dark	40.500	20	Bet Cru	1.2530	30000.	81	19490	No
222	GOM_NL__2PRFIN20051121_171806_000000412042_00399_19491_8677.N1	21-NOV-2005 17:18:06	Dark	41.000	12	Alp1Cru	0.77500	30000.	82	19491	No
223	GOM_NL__2PRFIN20051121_172026_000000382042_00399_19491_8678.N1	21-NOV-2005 17:20:26	Dark	38.000	124	The Car	2.7640	30000.	76	19491	No
224	GOM_NL__2PRFIN20051121_172318_000000382042_00399_19491_8679.N1	21-NOV-2005 17:23:18	Dark	38.000	29	Bet Car	1.6720	10200.	76	19491	No
225	GOM_NL__2PRFIN20051121_175944_000000342042_00399_19491_8680.N1	21-NOV-2005 17:59:44	Bright	34.000	173	4Bet Tri	3.0040	8900.0	68	19491	No
226	GOM_NL__2PRFIN20051121_180148_000000372042_00399_19491_8681.N1	21-NOV-2005 18:01:48	Bright	36.500	73	57Gam1And	2.2600	13100.	73	19491	No
227	GOM_NL__2PRFIN20051121_180628_000000372042_00399_19491_8682.N1	21-NOV-2005 18:06:28	Bright	36.500	68	18Alp Cas	2.2250	4500.0	73	19491	No
228	GOM_NL__2PRFIN20051121_180739_000000362042_00399_19491_8683.N1	21-NOV-2005 18:07:39	Bright	36.000	74	11Bet Cas	2.2680	6600.0	72	19491	No
229	GOM_NL__2PRFIN20051121_181501_000000372042_00399_19491_8684.N1	21-NOV-2005 18:15:01	Bright	37.000	49	1Alp UMi	1.9900	6300.0	74	19491	No
230	GOM_NL__2PRFIN20051121_181932_000000362042_00399_19491_8685.N1	21-NOV-2005 18:19:32	Bright	36.000	60	7Bet UMi	2.0810	3950.0	72	19491	No
231	GOM_NL__2PRFIN20051121_182518_000000382042_00399_19491_8686.N1	21-NOV-2005 18:25:18	Bright	37.500	55	79Zet UMa	2.0600	10200.	75	19491	No
232	GOM_NL__2PRFIN20051121_182649_000000372042_00399_19491_8687.N1	21-NOV-2005 18:26:49	Bright	36.500	39	85Eta UMa	1.8540	24000.	73	19491	No
233	GOM_NL__2PRFIN20051121_182932_000000332042_00399_19491_8688.N1	21-NOV-2005 18:29:32	Bright	33.000	180	27Gam Boo	3.0400	8000.0	66	19491	No
234	GOM_NL__2PRFIN20051121_183500_000000342042_00399_19491_8689.N1	21-NOV-2005 18:35:00	Bright	33.500	3	16Alp Boo	-0.050000	4250.0	67	19491	No
235	GOM_NL__2PRFIN20051121_183816_000000532042_00399_19491_8690.N1	21-NOV-2005 18:38:16	Bright	53.000	138	47Eps Vir	2.8280	4700.0	106	19491	No
236	GOM_NL__2PRFIN20051121_184645_000000382042_00399_19491_8691.N1	21-NOV-2005 18:46:45	Twilight	38.000	163	7Del Crv	2.9450	11000.	76	19491	No
237	GOM_NL__2PRFIN20051121_184828_000000402042_00399_19491_8692.N1	21-NOV-2005 18:48:28	Twilight	40.000	106	9Bet Crv	2.6480	5600.0	80	19491	No
238	GOM_NL__2PRFIN20051121_185454_000000372042_00399_19491_8693.N1	21-NOV-2005 18:54:54	Dark	36.500	64	Gam Cen	2.2000	10600.	73	19491	No
239	GOM_NL__2PRFIN20051121_185733_000000422042_00399_19491_8694.N1	21-NOV-2005 18:57:33	Dark	41.500	20	Bet Cru	1.2530	30000.	83	19491	No
240	GOM_NL__2PRFIN20051121_185842_000000422042_00400_19492_8677.N1	21-NOV-2005 18:58:42	Dark	42.000	12	Alp1Cru	0.77500	30000.	84	19492	No
241	GOM_NL__2PRFIN20051121_190103_000000382042_00400_19492_8678.N1	21-NOV-2005 19:01:03	Dark	37.500	124	The Car	2.7640	30000.	75	19492	No
242	GOM_NL__2PRFIN20051121_190354_000000372042_00400_19492_8679.N1	21-NOV-2005 19:03:54	Dark	37.000	29	Bet Car	1.6720	10200.	74	19492	No
243	GOM_NL__2PRFIN20051121_191855_000000372042_00400_19492_8680.N1	21-NOV-2005 19:18:55	Straylight	37.000	157	The1Eri	2.9060	9300.0	74	19492	No
244	GOM_NL__2PRFIN20051121_193128_000000432042_00400_19492_8681.N1	21-NOV-2005 19:31:28	Twilight	42.500	94	92Alp Cet	2.5260	3100.0	85	19492	No
245	GOM_NL__2PRFIN20051121_193629_000000372042_00400_19492_8682.N1	21-NOV-2005 19:36:29	Bright	36.500	105	6Bet Ari	2.6450	8900.0	73	19492	No
246	GOM_NL__2PRFIN20051121_194020_000000362042_00400_19492_8683.N1	21-NOV-2005 19:40:20	Bright	35.500	173	4Bet Tri	3.0040	8900.0	71	19492	No
247	GOM_NL__2PRFIN20051121_194224_000000352042_00400_19492_8684.N1	21-NOV-2005 19:42:24	Bright	35.000	73	57Gam1And	2.2600	13100.	70	19492	No
248	GOM_NL__2PRFIN20051121_194704_000000382042_00400_19492_8685.N1	21-NOV-2005 19:47:04	Bright	37.500	68	18Alp Cas	2.2250	4500.0	75	19492	No
249	GOM_NL__2PRFIN20051121_194815_000000382042_00400_19492_8686.N1	21-NOV-2005 19:48:15	Bright	37.500	74	11Bet Cas	2.2680	6600.0	75	19492	No
250	GOM_NL__2PRFIN20051121_195537_000000362042_00400_19492_8687.N1	21-NOV-2005 19:55:37	Bright	35.500	49	1Alp UMi	1.9900	6300.0	71	19492	No
251	GOM_NL__2PRFIN20051121_200008_000000372042_00400_19492_8688.N1	21-NOV-2005 20:00:08	Bright	36.500	60	7Bet UMi	2.0810	3950.0	73	19492	No
252	GOM_NL__2PRFIN20051121_200554_000000372042_00400_19492_8689.N1	21-NOV-2005 20:05:54	Bright	36.500	55	79Zet UMa	2.0600	10200.	73	19492	No
253	GOM_NL__2PRFIN20051121_200725_000000362042_00400_19492_8690.N1	21-NOV-2005 20:07:25	Bright	36.000	39	85Eta UMa	1.8540	24000.	72	19492	No
254	GOM_NL__2PRFIN20051121_201537_000000342042_00400_19492_8691.N1	21-NOV-2005 20:15:37	Bright	33.500	3	16Alp Boo	-0.050000	4250.0	67	19492	No
255	GOM_NL__2PRFIN20051121_201852_000000362042_00400_19492_8692.N1	21-NOV-2005 20:18:52	Bright	35.500	138	47Eps Vir	2.8280	4700.0	71	19492	No
256	GOM_NL__2PRFIN20051121_202722_000000432042_00400_19492_8693.N1	21-NOV-2005 20:27:22	Twilight	43.000	163	7Del Crv	2.9450	11000.	86	19492	No
257	GOM_NL__2PRFIN20051121_202904_000000432042_00400_19492_8694.N1	21-NOV-2005 20:29:04	Twilight	43.000	106	9Bet Crv	2.6480	5600.0	86	19492	No
258	GOM_NL__2PRFIN20051121_203530_000000382042_00400_19492_8695.N1	21-NOV-2005 20:35:30	Dark	37.500	64	Gam Cen	2.2000	10600.	75	19492	No
259	GOM_NL__2PRFIN20051121_203809_000000372042_00400_19492_8696.N1	21-NOV-2005 20:38:09	Dark	37.000	20	Bet Cru	1.2530	30000.	74	19492	No
260	GOM_NL__2PRFIN20051121_203918_000000422042_00401_19493_8677.N1	21-NOV-2005 20:39:18	Dark	41.500	12	Alp1Cru	0.77500	30000.	83	19493	No
261	GOM_NL__2PRFIN20051121_204139_000000382042_00401_19493_8678.N1	21-NOV-2005 20:41:39	Dark	37.500	124	The Car	2.7640	30000.	75	19493	No
262	GOM_NL__2PRFIN20051121_204431_000000382042_00401_19493_8679.N1	21-NOV-2005 20:44:31	Dark	38.000	29	Bet Car	1.6720	10200.	76	19493	No
263	GOM_NL__2PRFIN20051121_205931_000000372042_00401_19493_8680.N1	21-NOV-2005 20:59:31	Straylight	37.000	157	The1Eri	2.9060	9300.0	74	19493	No
264	GOM_NL__2PRFIN20051121_211204_000000442042_00401_19493_8681.N1	21-NOV-2005 21:12:04	Twilight	44.000	94	92Alp Cet	2.5260	3100.0	88	19493	No
265	GOM_NL__2PRFIN20051121_211705_000000352042_00401_19493_8682.N1	21-NOV-2005 21:17:05	Bright	34.500	105	6Bet Ari	2.6450	8900.0	69	19493	No
266	GOM_NL__2PRFIN20051121_212056_000000352042_00401_19493_8683.N1	21-NOV-2005 21:20:56	Bright	34.500	173	4Bet Tri	3.0040	8900.0	69	19493	No
267	GOM_NL__2PRFIN20051121_212300_000000372042_00401_19493_8684.N1	21-NOV-2005 21:23:00	Bright	37.000	73	57Gam1And	2.2600	13100.	74	19493	No
268	GOM_NL__2PRFIN20051121_212740_000000372042_00401_19493_8685.N1	21-NOV-2005 21:27:40	Bright	36.500	68	18Alp Cas	2.2250	4500.0	73	19493	No
269	GOM_NL__2PRFIN20051121_212851_000000372042_00401_19493_8686.N1	21-NOV-2005 21:28:51	Bright	36.500	74	11Bet Cas	2.2680	6600.0	73	19493	No
270	GOM_NL__2PRFIN20051121_213613_000000362042_00401_19493_8687.N1	21-NOV-2005 21:36:13	Bright	36.000	49	1Alp UMi	1.9900	6300.0	72	19493	No
271	GOM_NL__2PRFIN20051121_214044_000000352042_00401_19493_8688.N1	21-NOV-2005 21:40:44	Bright	35.000	60	7Bet UMi	2.0810	3950.0	70	19493	No
272	GOM_NL__2PRFIN20051121_214630_000000382042_00401_19493_8689.N1	21-NOV-2005 21:46:30	Bright	37.500	55	79Zet UMa	2.0600	10200.	75	19493	No
273	GOM_NL__2PRFIN20051121_214801_000000372042_00401_19493_8690.N1	21-NOV-2005 21:48:01	Bright	36.500	39	85Eta UMa	1.8540	24000.	73	19493	No
274	GOM_NL__2PRFIN20051121_215044_000000322042_00401_19493_8691.N1	21-NOV-2005 21:50:44	Bright	31.500	180	27Gam Boo	3.0400	8000.0	63	19493	No
275	GOM_NL__2PRFIN20051121_215613_000000332042_00401_19493_8692.N1	21-NOV-2005 21:56:13	Bright	33.000	3	16Alp Boo	-0.050000	4250.0	66	19493	No
276	GOM_NL__2PRFIN20051121_215928_000000352042_00401_19493_8693.N1	21-NOV-2005 21:59:28	Bright	34.500	138	47Eps Vir	2.8280	4700.0	69	19493	No
277	GOM_NL__2PRFIN20051121_220758_000000432042_00401_19493_8694.N1	21-NOV-2005 22:07:58	Twilight	43.000	163	7Del Crv	2.9450	11000.	86	19493	No
278	GOM_NL__2PRFIN20051121_220941_000000442042_00401_19493_8695.N1	21-NOV-2005 22:09:41	Twilight	44.000	106	9Bet Crv	2.6480	5600.0	88	19493	No

279	GOM_NL__2PRFIN20051121_221606_000000392042_00401_19493_8696.N1	21-NOV-2005 22:16:06	Dark	38.500	64	Gam Cen	2.2000	10600.	77	19493	No
280	GOM_NL__2PRFIN20051121_221845_000000412042_00401_19493_8697.N1	21-NOV-2005 22:18:45	Dark	40.500	20	Bet Cru	1.2530	30000.	81	19493	No
281	GOM_NL__2PRFIN20051121_221954_000000432042_00402_19494_8677.N1	21-NOV-2005 22:19:54	Dark	42.500	12	Alp1Cru	0.77500	30000.	85	19494	No
282	GOM_NL__2PRFIN20051121_222215_000000392042_00402_19494_8678.N1	21-NOV-2005 22:22:15	Dark	38.500	124	The Car	2.7640	30000.	77	19494	No
283	GOM_NL__2PRFIN20051121_222507_000000372042_00402_19494_8679.N1	21-NOV-2005 22:25:07	Dark	37.000	29	Bet Car	1.6720	10200.	74	19494	No
284	GOM_NL__2PRFIN20051121_224008_000000372042_00402_19494_8680.N1	21-NOV-2005 22:40:08	Straylight	37.000	157	The1Eri	2.9060	9300.0	74	19494	No
285	GOM_NL__2PRFIN20051121_225240_000000462042_00402_19494_8681.N1	21-NOV-2005 22:52:40	Twilight	45.500	94	92Alp Cet	2.5260	3100.0	91	19494	No
286	GOM_NL__2PRFIN20051121_225741_000000372042_00402_19494_8682.N1	21-NOV-2005 22:57:41	Bright	37.000	105	6Bet Ari	2.6450	8900.0	74	19494	No
287	GOM_NL__2PRFIN20051121_230132_000000352042_00402_19494_8683.N1	21-NOV-2005 23:01:32	Bright	34.500	173	4Bet Tri	3.0040	8900.0	69	19494	No
288	GOM_NL__2PRFIN20051121_230336_000000522042_00402_19494_8684.N1	21-NOV-2005 23:03:36	Bright	52.000	73	57Gam1And	2.2600	13100.	104	19494	No
289	GOM_NL__2PRFIN20051121_230816_000000372042_00402_19494_8685.N1	21-NOV-2005 23:08:16	Bright	36.500	68	18Alp Cas	2.2250	4500.0	73	19494	No
290	GOM_NL__2PRFIN20051121_230928_000000362042_00402_19494_8686.N1	21-NOV-2005 23:09:28	Bright	35.500	74	11Bet Cas	2.2680	6600.0	71	19494	No
291	GOM_NL__2PRFIN20051121_231649_000000372042_00402_19494_8687.N1	21-NOV-2005 23:16:49	Bright	36.500	49	1Alp UMi	1.9900	6300.0	73	19494	No
292	GOM_NL__2PRFIN20051121_232120_000000372042_00402_19494_8688.N1	21-NOV-2005 23:21:20	Bright	37.000	60	7Bet UMi	2.0810	3950.0	74	19494	No
293	GOM_NL__2PRFIN20051121_232706_000000382042_00402_19494_8689.N1	21-NOV-2005 23:27:06	Bright	38.000	55	79Zet UMa	2.0600	10200.	76	19494	No
294	GOM_NL__2PRFIN20051121_232837_000000372042_00402_19494_8690.N1	21-NOV-2005 23:28:37	Bright	36.500	39	85Eta UMa	1.8540	24000.	73	19494	No
295	GOM_NL__2PRFIN20051121_233120_000000362042_00402_19494_8691.N1	21-NOV-2005 23:31:20	Bright	35.500	180	27Gam Boo	3.0400	8000.0	71	19494	No
296	GOM_NL__2PRFIN20051121_233649_000000332042_00402_19494_8692.N1	21-NOV-2005 23:36:49	Bright	32.500	3	16Alp Boo	-0.050000	4250.0	65	19494	No
297	GOM_NL__2PRFIN20051121_234004_000000352042_00402_19494_8693.N1	21-NOV-2005 23:40:04	Bright	35.000	138	47Eps Vir	2.8280	4700.0	70	19494	No
298	GOM_NL__2PRFIN20051121_234835_000000422042_00402_19494_8694.N1	21-NOV-2005 23:48:35	Twilight	42.000	163	7Del Crv	2.9450	11000.	84	19494	No
299	GOM_NL__2PRFIN20051121_235017_000000432042_00402_19494_8695.N1	21-NOV-2005 23:50:17	Twilight	42.500	106	9Bet Crv	2.6480	5600.0	85	19494	No
300	GOM_NL__2PRFIN20051121_235921_000000382042_00402_19494_8696.N1	21-NOV-2005 23:59:21	Dark	38.000	20	Bet Cru	1.2530	30000.	76	19494	No

### 3. Quality information per product

In this section it is plotted some information contained in the Quality Summary data set of the level 2 products. Only products in dark limb conditions and without errors (error flag in the MPH set to "0") are used.

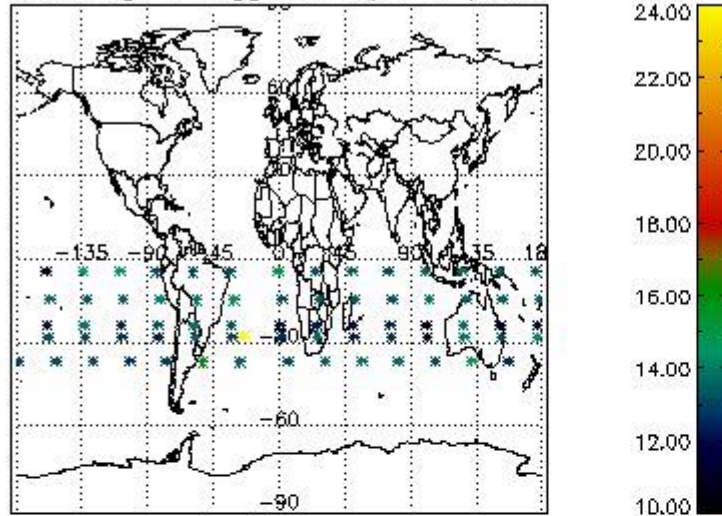
#### 3.1 Plot quality information per product (time dependant)



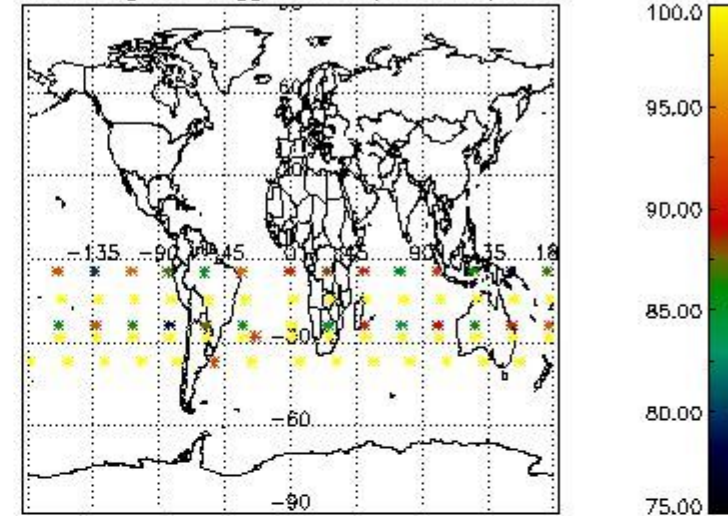
3.2 Plot quality information per product (world map)



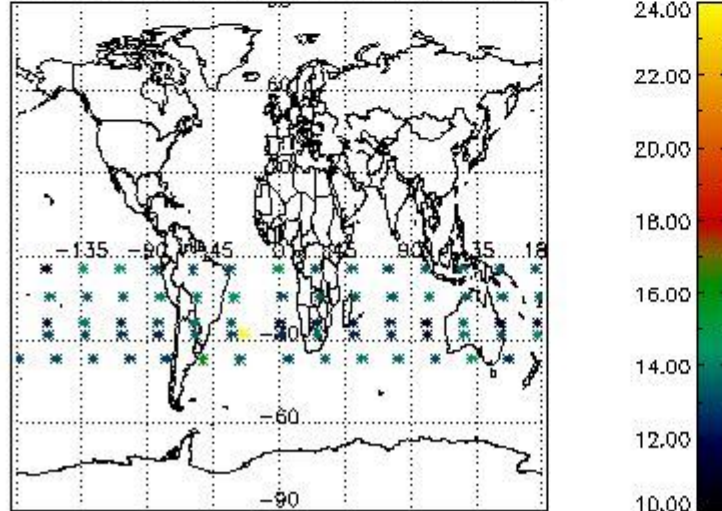
Percentage of flagged data per O3 profile



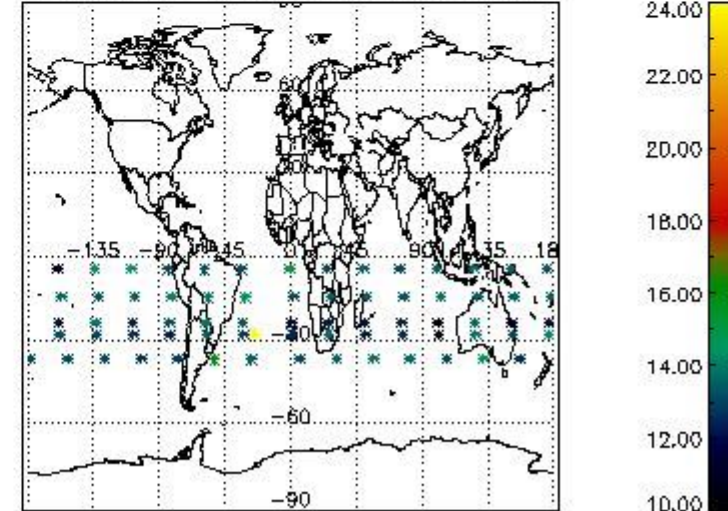
Percentage of flagged data per H2O profile



Percentage of flagged data per NO2 profile



Percentage of flagged data per NO3 profile

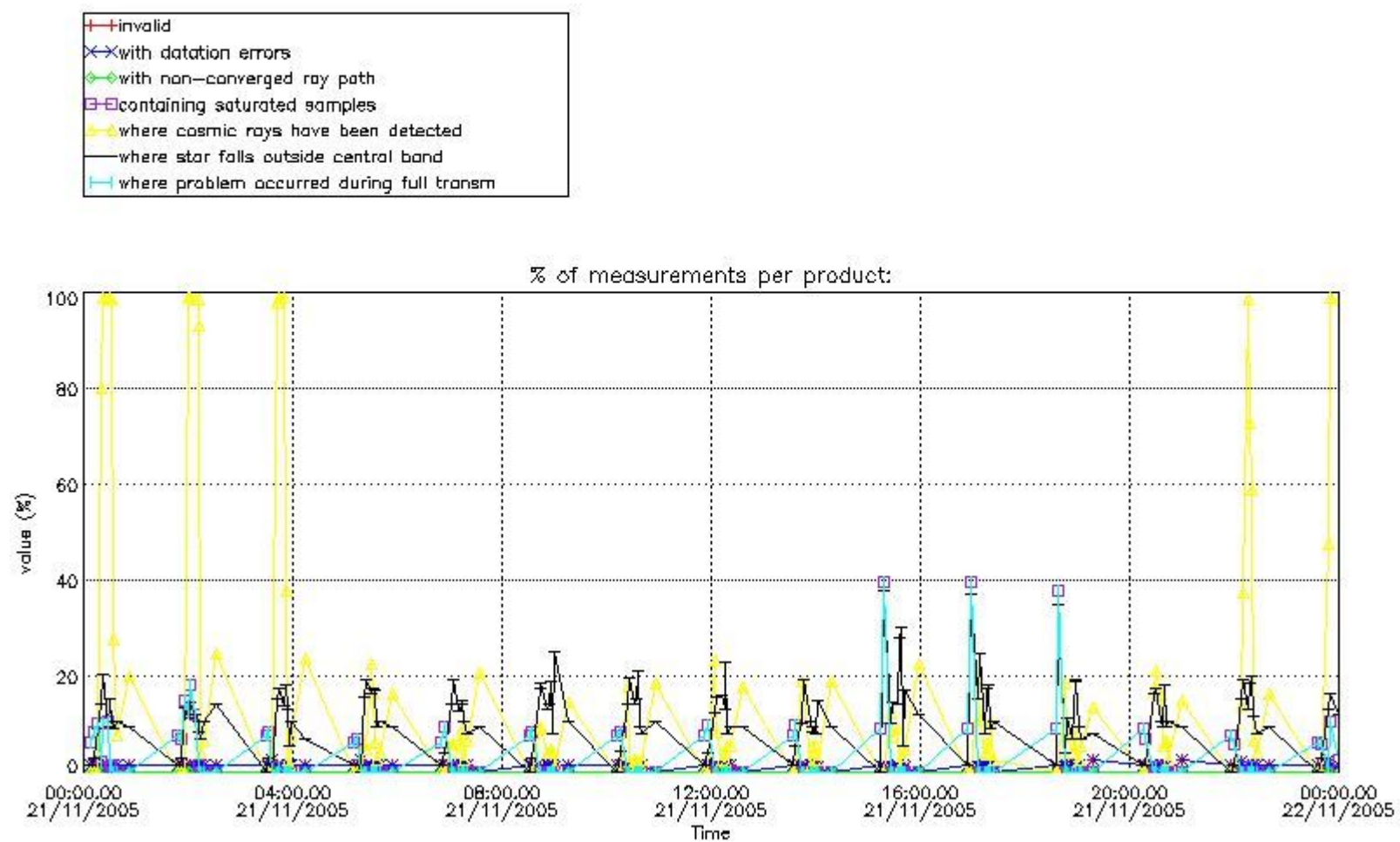


#### 4. Level 1 quality information per product

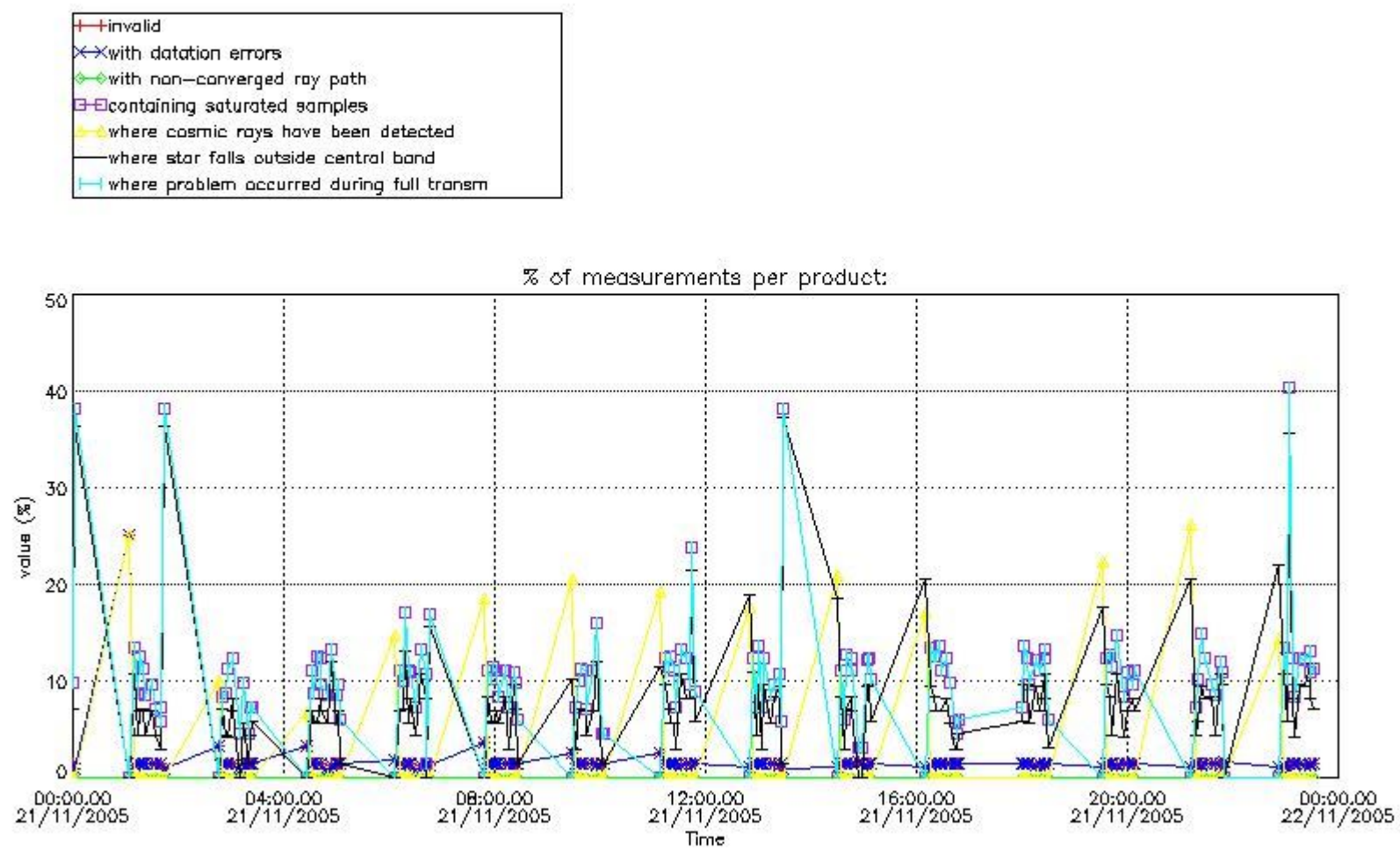
In this section it is plotted some information contained in the Quality Summary data set of the level 2 products that comes from the level 1b processing. Products without errors (error flag in the MPH set to "0") are used.

##### 4.1 Plot quality information per product (time dependant) coming from level 1b processing

###### 4.1.1 Plot level 1 quality information per product (time dependant): ENVISAT ASCENDING passes



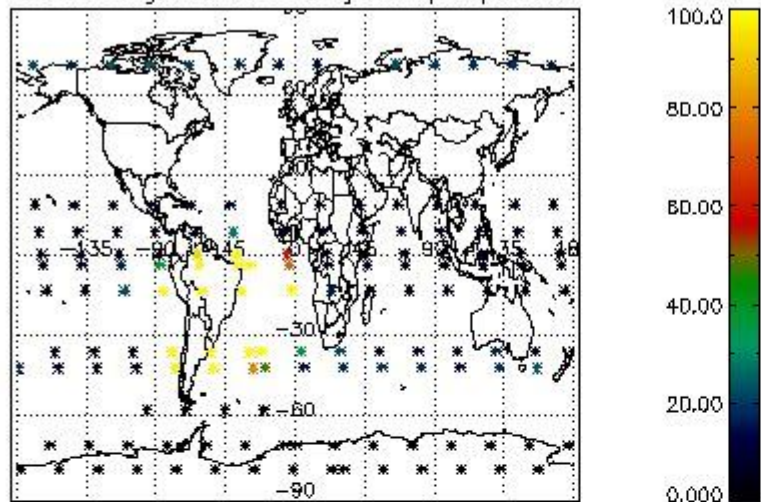
4.1.2 Plot level 1 quality information per product (time dependant): ENVI SAT DESCENDING passes



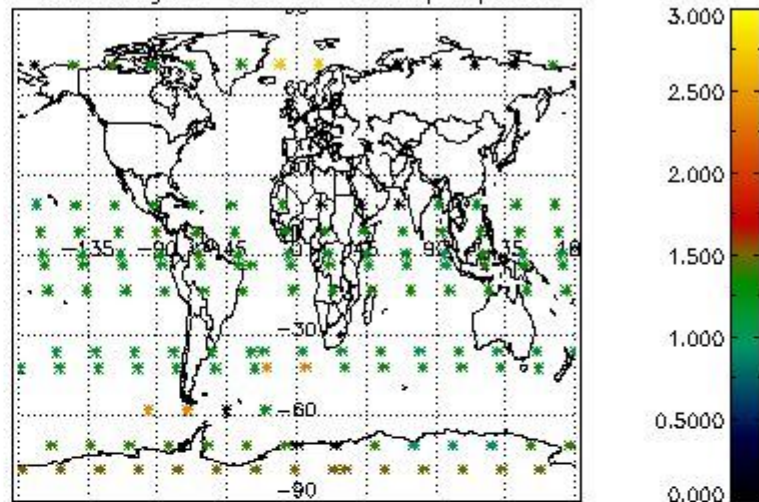
*4.2 Plot quality information per product coming from level 1b processing (world map)*

*4.2.1 Plot level 1 quality information per product (world map): ENVISAT ASCENDING passes*

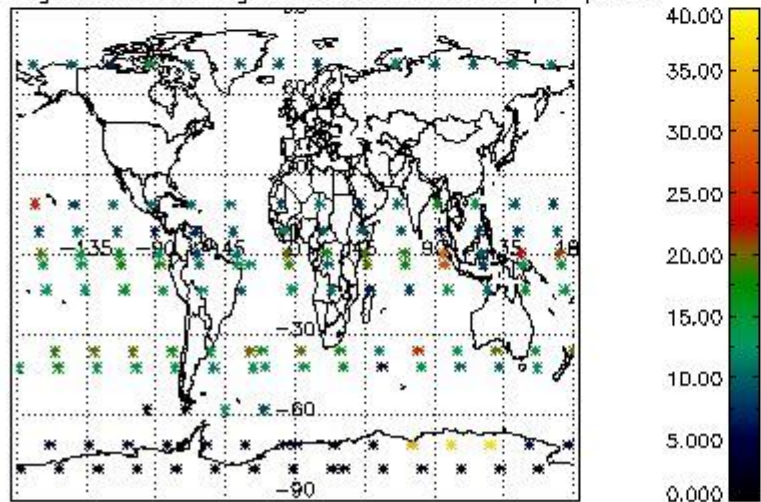
Percentage of cosmic ray hits per profile



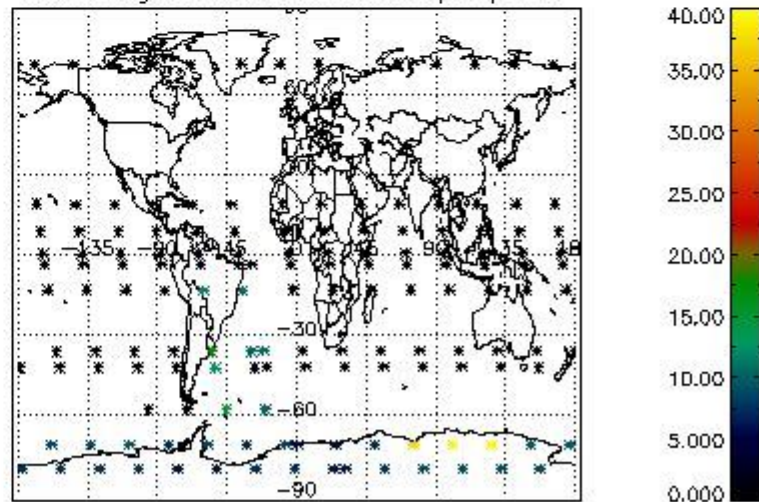
Percentage of datation errors per profile



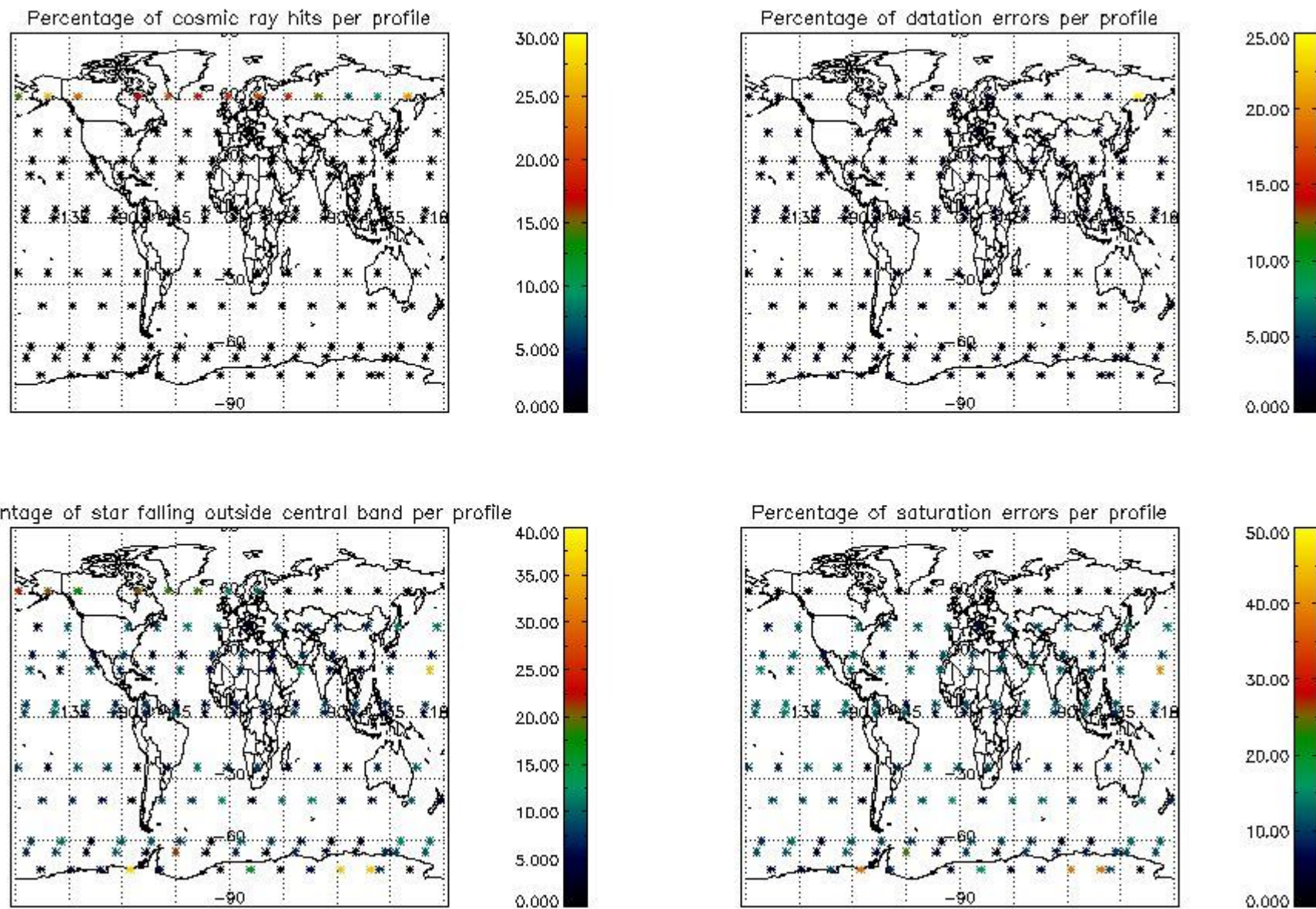
Percentage of star falling outside central band per profile



Percentage of saturation errors per profile



4.2.2 Plot level 1 quality information per product (world map): ENVISAT DESCENDING passes



## 5. Trace gas profiles

### 5.1 Ozone statistics based on quality of products

The final quality of the products can be "measured" using the STD (Standard Deviation) attached to every point profile. This information is written to the parameter GOM\_NL\_\_2P/NL\_LOCAL\_SPECIES\_DENSITY/o3\_std of the level 2 products. The table below shows the statistics for given STD ranges.

The statistics are given with respect to the overall valid production:

- Products without fatal errors: GOM\_NL\_\_2P/MPH/PRODUCT\_ERR=0
- Valid point profile: GOM\_NL\_\_2P/NL\_LOCAL\_SPECIES\_DENSITY/pcd(0)=0

The 'Criteria' is applied to valid points of dark limb products:

- Products in dark limb illumination condition: GOM\_NL\_\_2P/NL\_SUMMARY\_QUALITY/obs\_ill\_cond=0
- Products without fatal errors: GOM\_NL\_\_2P/MPH/PRODUCT\_ERR=0
- Valid point profile: GOM\_NL\_\_2P/NL\_LOCAL\_SPECIES\_DENSITY/pcd(0)=0

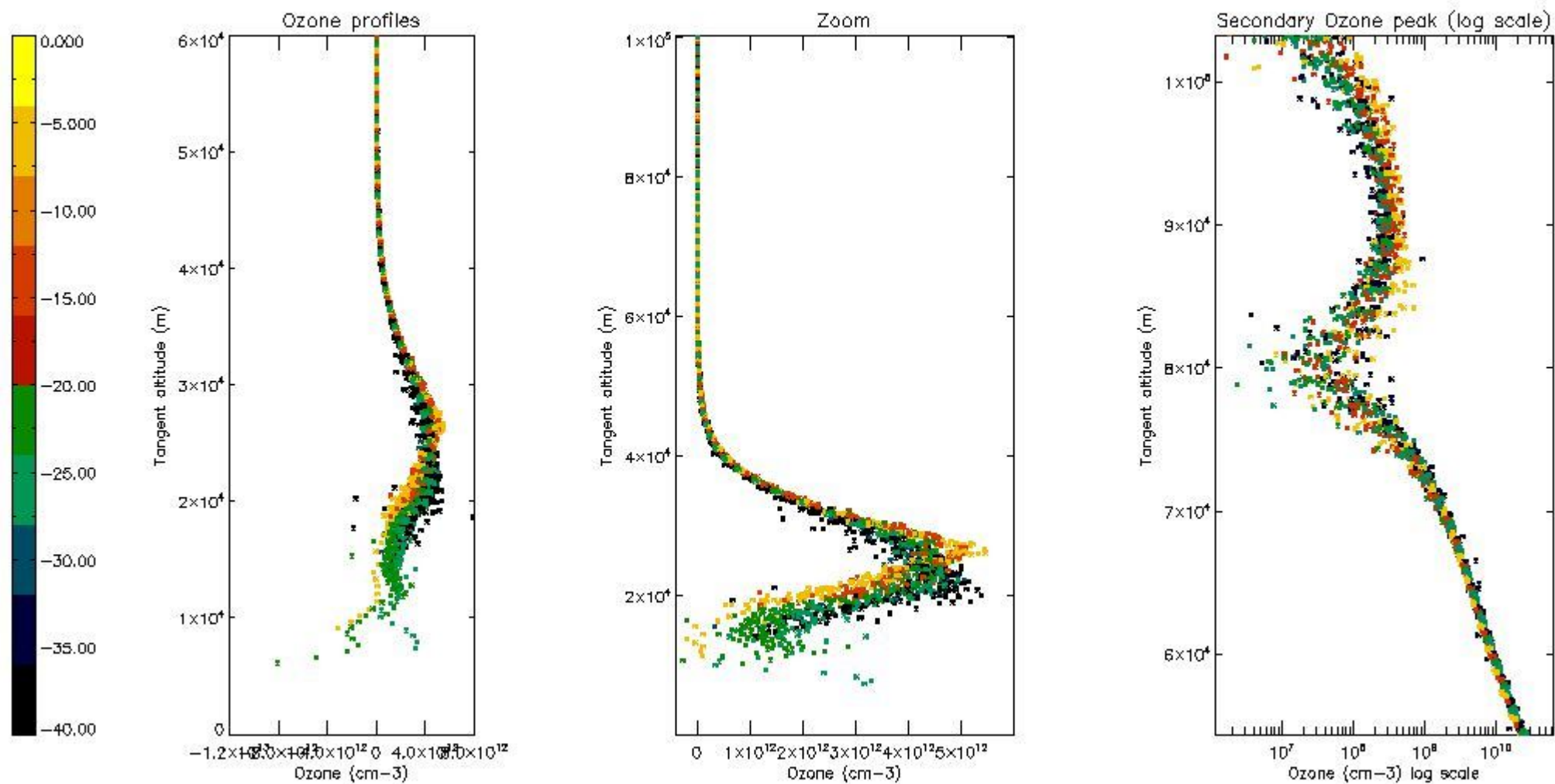
So, the table below shows the percentage of dark limb and valid observations for each criteria with respect to the overall valid daily observations.

Criteria	% of total production
All STD	26
STD < 20	18

STD < 10	15
STD < 5	12

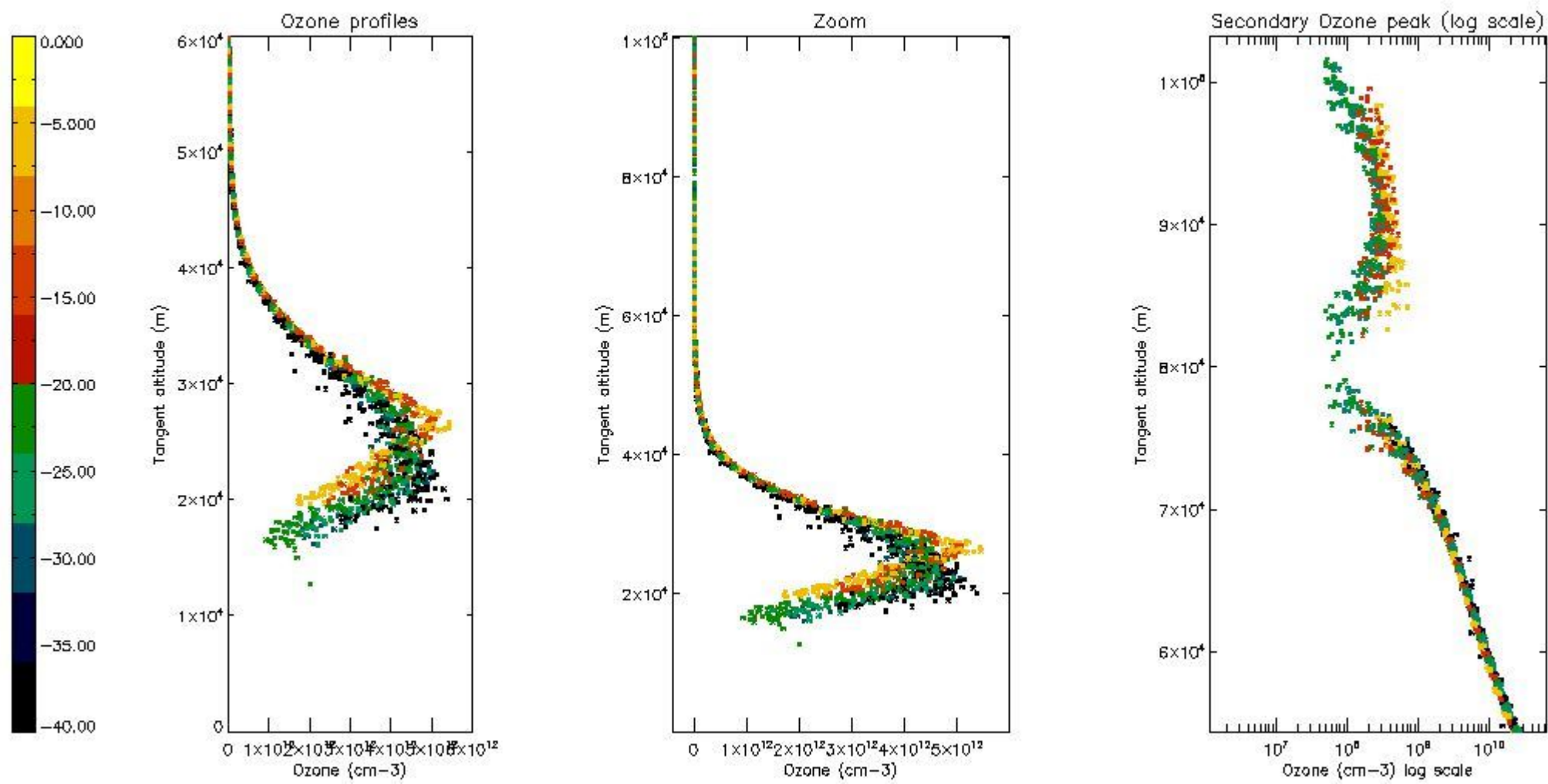
5.2 Plot ozone profiles for all STD (dark without errors)

The colorbar represents the latitude.



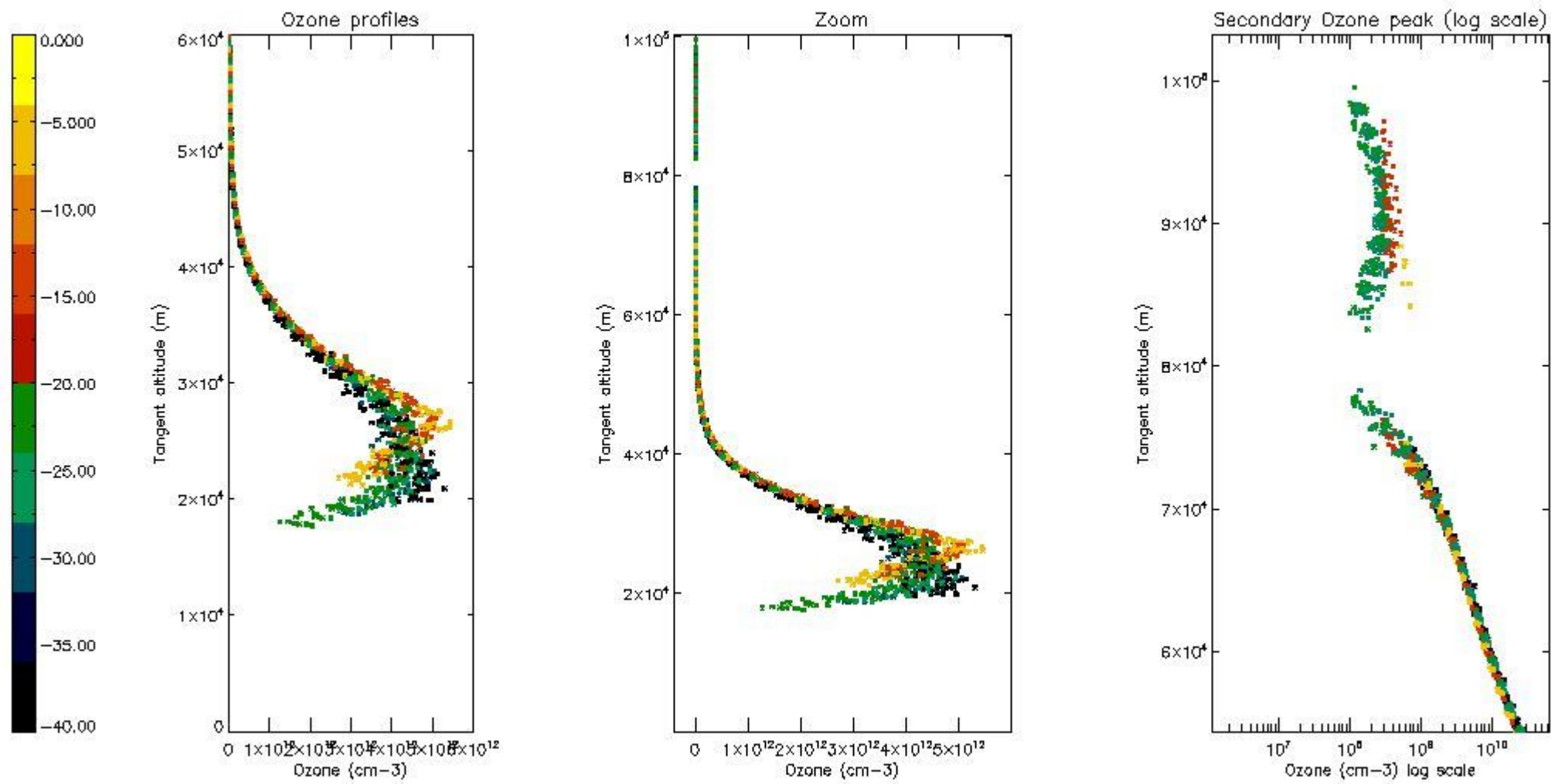
5.3 Plot ozone profiles where STD < 20% (dark without errors)

The colorbar represents the latitude.



*5.4 Plot ozone profiles where STD < 10% (dark without errors)*

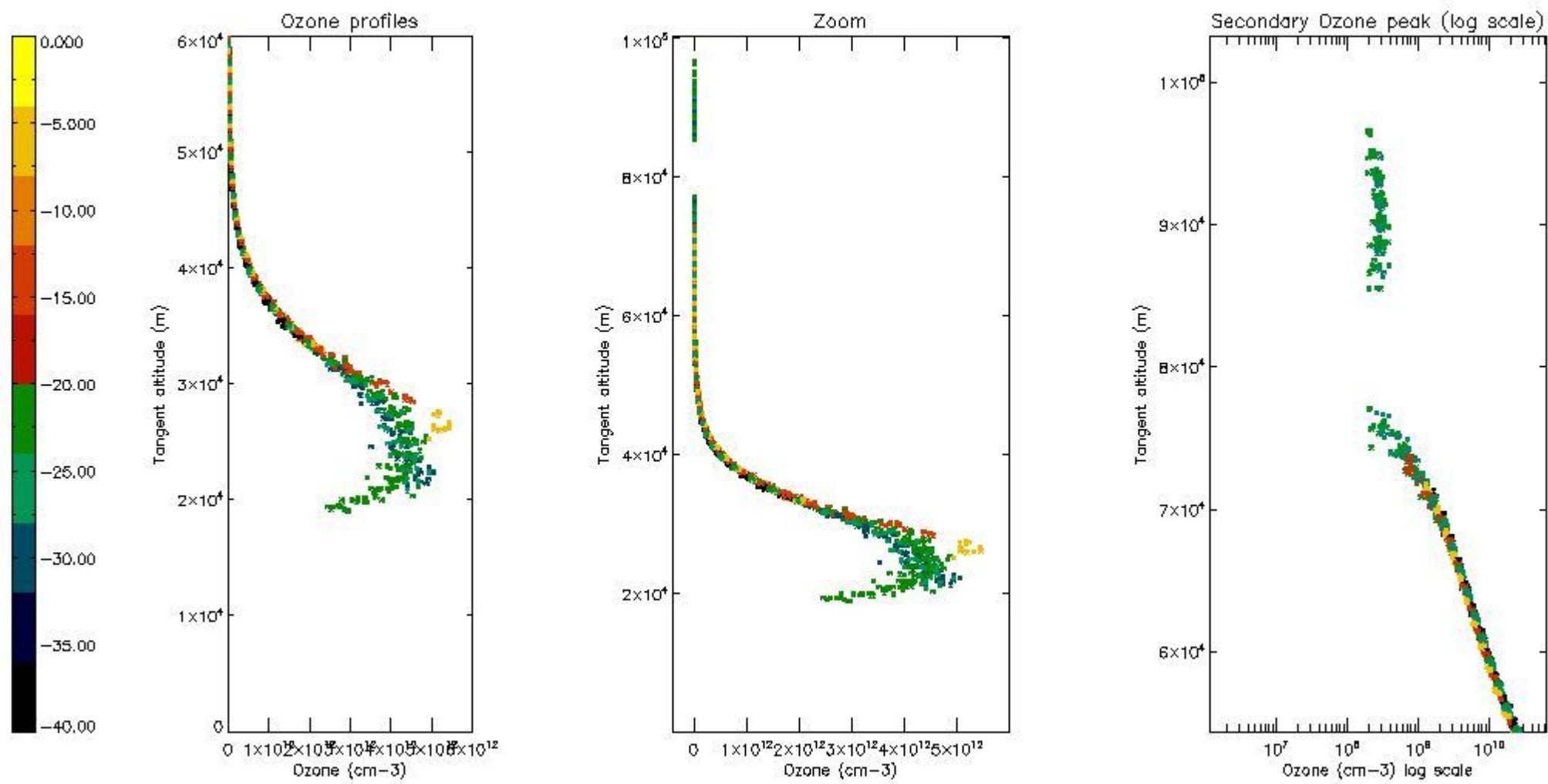
The colorbar represents the latitude.



*5.5 Plot ozone profiles where STD < 5% (dark without errors)*

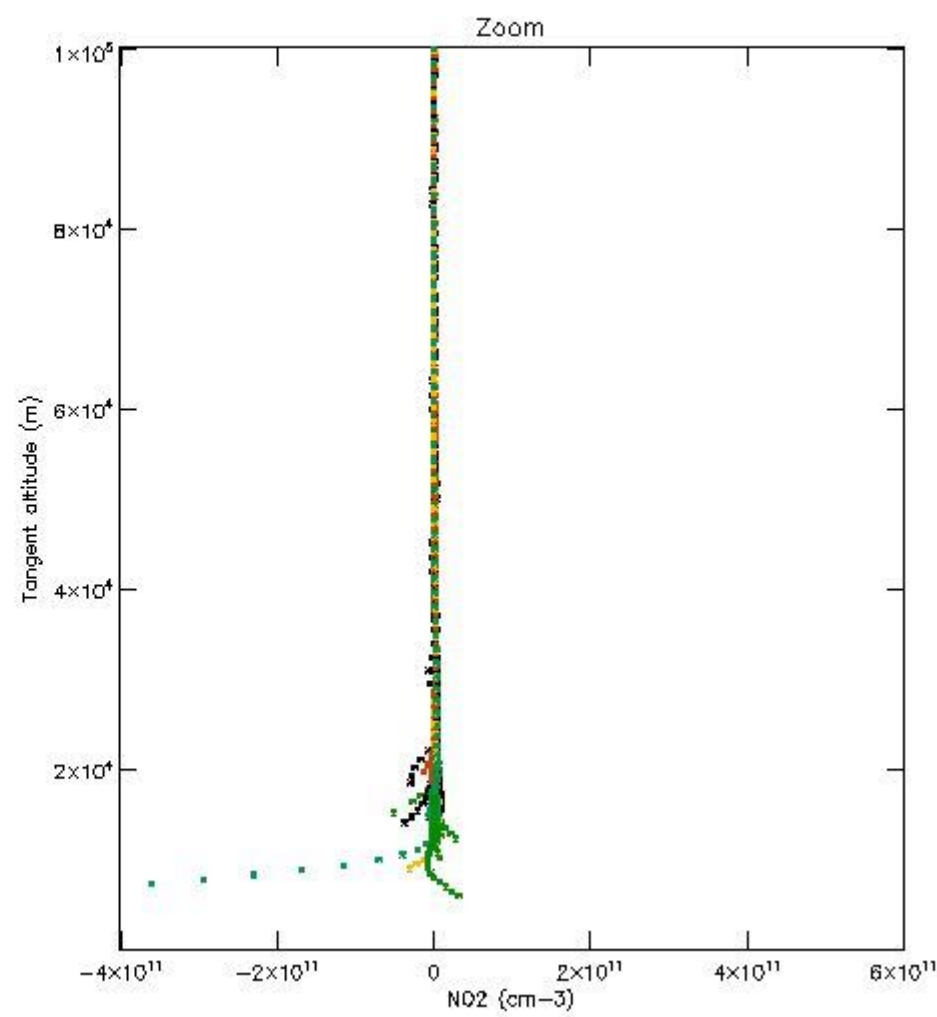
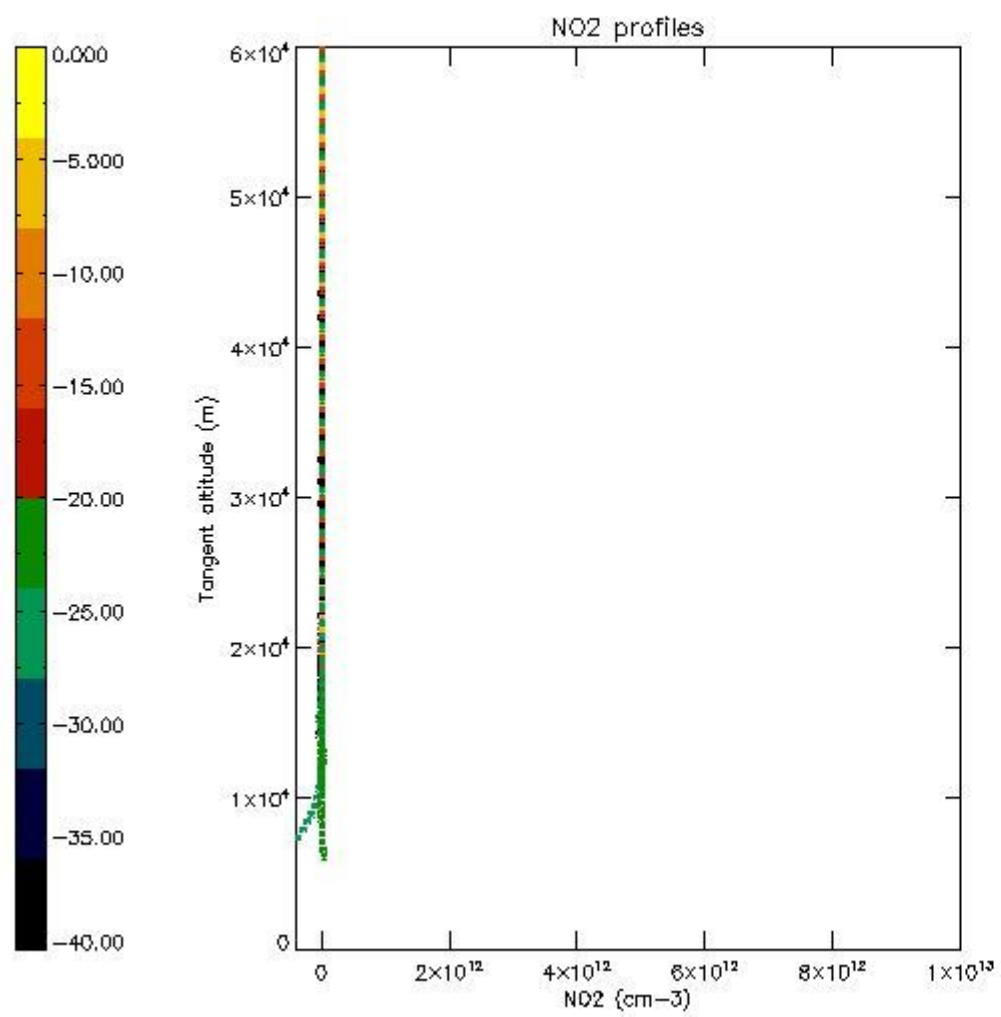
The colorbar represents the latitude.





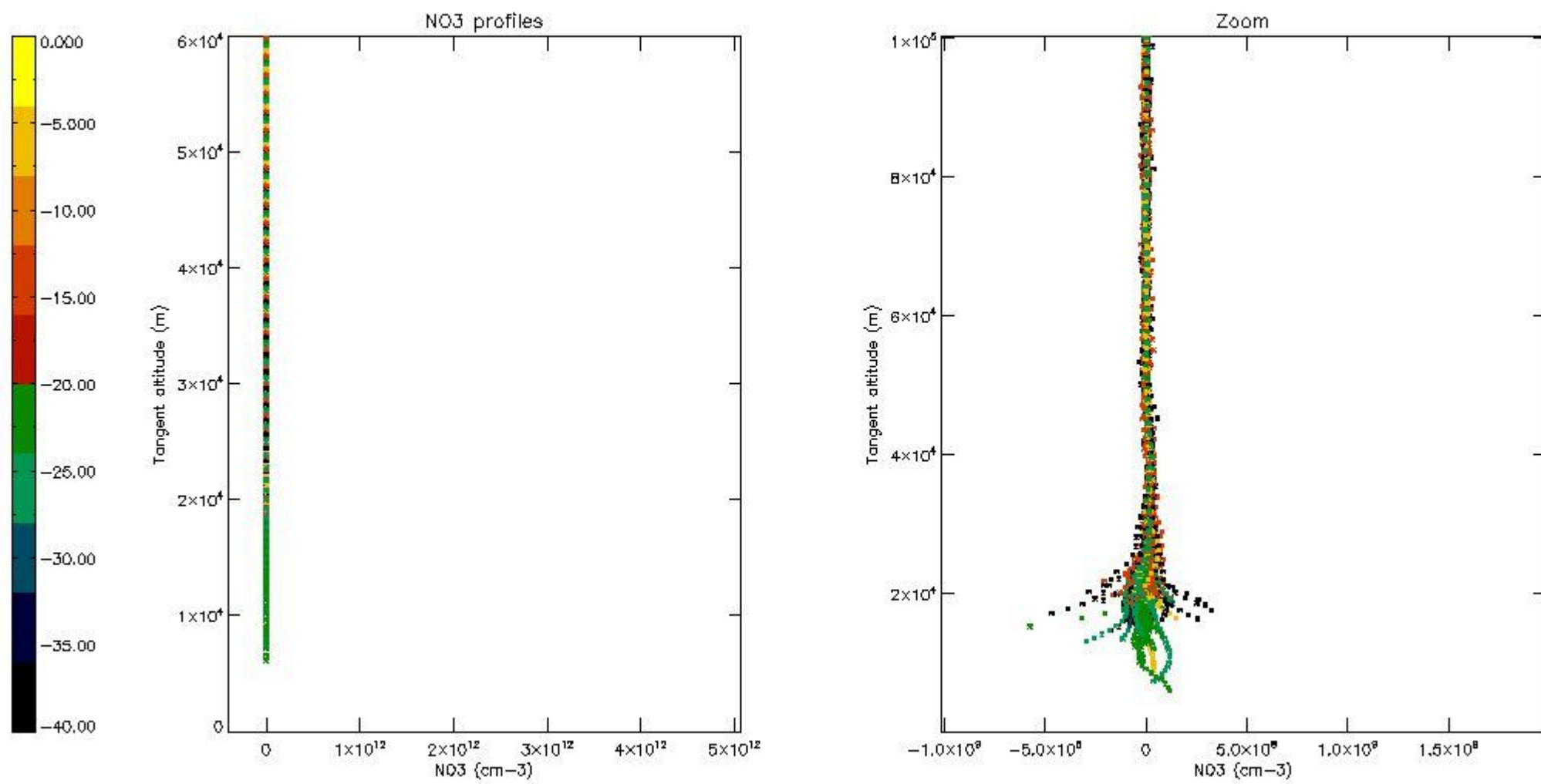
*5.6 Plot NO<sub>2</sub> profiles for all STD (dark without errors)*

The colorbar represents the latitude.



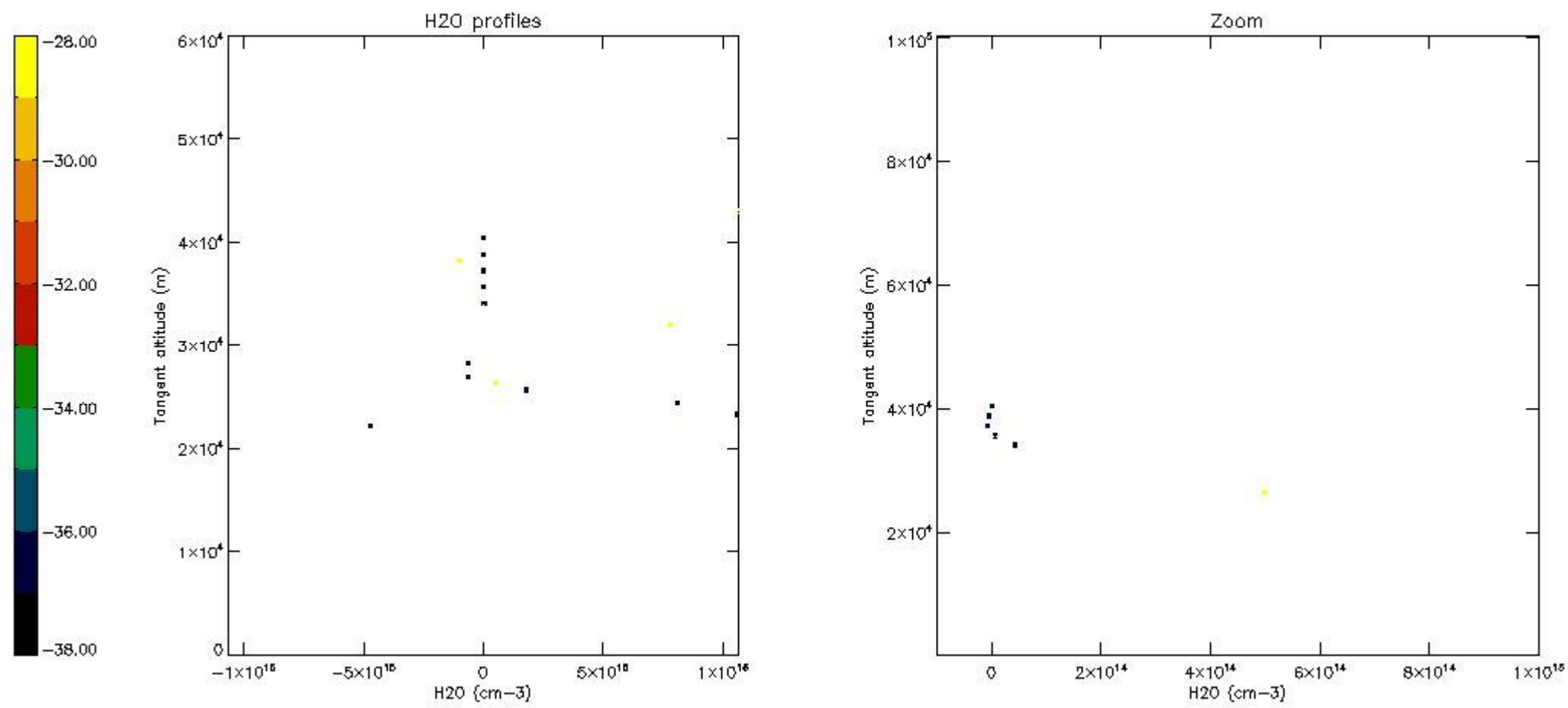
*5.7 Plot NO3 profiles for all STD (dark without errors)*

The colorbar represents the latitude.



5.8 Plot H<sub>2</sub>O profiles for all STD (only for occultations of stars 1,2,3,4,13,14,16,26,63 dark without errors)

The colorbar represents the latitude.



## 6. Auxiliary Data Files used for the production reported in section 2

The number reported in the third column indicates since which file (see list in section 2) the corresponding auxiliary file has been used. The fourth column is the date of those product files.

Type	Auxiliary Filename	Used since product	Used since product date
INST_PHYS_CHARACTERISTICS	GOM_INS_AXVIEC20091111_143220_20030716_120000_20500101_000000	1	21-NOV-2005 00:00:13
LEVEL-2_PROC_CONFIG	GOM_PR2_AXVIEC20091111_152718_20020301_000000_20500101_000000	1	21-NOV-2005 00:00:13
CROSS_SECTIONS_FILE	GOM_CRS_AXVIEC20091111_154832_20020301_000000_20500101_000000	1	21-NOV-2005 00:00:13

# GOMOS Level 2 Daily Report

## SUMMARY

### [1. General Info](#)

### [2. Summary of processed GOM\\_NL\\_2P products](#)

### [3. Level 2 Quality information per product](#)

#### [3.1 Plot of level 2 quality information per product \(time dependant\)](#)

#### [3.2 Plot of level 2 quality information per product \(world map\)](#)

### [4. Level 1 Quality information per product \(stored on level 2 products\)](#)

#### [4.1 Plot of level 1 quality information per product \(time dependant\)](#)

##### [4.1.1 Plot of level 1 quality information per product \(time dependant\): ASCENDING](#)

##### [4.1.2 Plot of level 1 quality information per product \(time dependant\): DESCENDING](#)

#### [4.2 Plot of level 1 quality information per product \(world map\)](#)

##### [4.2.1 Plot of level 1 quality information per product \(world map\): ASCENDING](#)

##### [4.2.2 Plot of level 1 quality information per product \(world map\): DESCENDING](#)

### [5. Ozone profiles based on quality statistics and other trace gas profiles](#)

#### [5.1 Ozone statistics based on quality of products](#)

#### [5.2 Plot ozone profiles for all STD \(dark without errors\)](#)

#### [5.3 Plot ozone profiles where STD < 20% \(dark without errors\)](#)

#### [5.4. Plot ozone profiles where STD < 10% \(dark without errors\)](#)

#### [5.5. Plot ozone profiles where STD < 5% \(dark without errors\)](#)

#### [5.6 Plot NO2 profiles for all STD \(dark without errors\)](#)

#### [5.7 Plot NO3 profiles for all STD \(dark without errors\)](#)

#### [5.8 Plot H2O profiles \(only for occultations of stars 1,2,3,4,13,14,16,26,63 dark without errors\) for all STD](#)

### [6. Auxiliary Data Files used for the production reported in section 2](#)

This report presents the daily analysis on parameters extracted from GOMOS level 2 data (GOM\_NL\_\_2P). It is intended to monitor some important parameters that will impact the quality of these products. A list of level 2 products (and content) that have arrived during the reporting day to the PCF is also given.

Item	Value
Time of report generation	18APR2013 12:38:05
Data source version	GOMOS/6.01
Start time of products	21-11-2005 (21NOV2005 00:00:00)
Stop time of products	22-11-2005 (22NOV2005 00:00:00)
Store outputs in DB	Yes
Nb of level 2 prods	300
Nb of prods with errors	0

## 2. Summary of processed GOM\_NL\_\_2P products.

Nr	Filename	UTC Start time	Limb	Duration	Star Id	Star Name	Star Mag	Star Temp	Nb Meas	Orbit	Prod. error
1	GOM_NL__2PRFIN20051121_000013_000000362042_00388_19480_8669.N1	21-NOV-2005 00:00:13	Bright	35.500	39	85Eta UMa	1.8540	24000.	71	19480	No
2	GOM_NL__2PRFIN20051121_000254_000000512042_00388_19480_8670.N1	21-NOV-2005 00:02:54	Bright	51.000	180	27Gam Boo	3.0400	8000.0	102	19480	No
3	GOM_NL__2PRFIN20051121_000823_000000332042_00388_19480_8671.N1	21-NOV-2005 00:08:23	Bright	32.500	3	16Alp Boo	-0.050000	4250.0	65	19480	No
4	GOM_NL__2PRFIN20051121_001138_000000362042_00388_19480_8672.N1	21-NOV-2005 00:11:38	Bright	36.000	138	47Eps Vir	2.8280	4700.0	72	19480	No
5	GOM_NL__2PRFIN20051121_001535_000000392042_00388_19480_8673.N1	21-NOV-2005 00:15:35	Bright	39.000	121	29Gam Vir	2.7400	7200.0	78	19480	No
6	GOM_NL__2PRFIN20051121_002005_000000432042_00388_19480_8674.N1	21-NOV-2005 00:20:05	Twilight	42.500	163	7Del Crv	2.9450	11000.	85	19480	No
7	GOM_NL__2PRFIN20051121_002148_000000452042_00388_19480_8675.N1	21-NOV-2005 00:21:48	Twilight	44.500	106	9Bet Crv	2.6480	5600.0	89	19480	No
8	GOM_NL__2PRFIN20051121_002815_000000382042_00388_19480_8676.N1	21-NOV-2005 00:28:15	Dark	37.500	64	Gam Cen	2.2000	10600.	75	19480	No
9	GOM_NL__2PRFIN20051121_003055_000000402042_00388_19480_8677.N1	21-NOV-2005 00:30:55	Dark	39.500	20	Bet Cru	1.2530	30000.	79	19480	No
10	GOM_NL__2PRFIN20051121_003204_000000382042_00389_19481_8657.N1	21-NOV-2005 00:32:04	Dark	38.000	12	Alp1Cru	0.77500	30000.	76	19481	No
11	GOM_NL__2PRFIN20051121_003423_000000382042_00389_19481_8658.N1	21-NOV-2005 00:34:23	Dark	38.000	124	The Car	2.7640	30000.	76	19481	No
12	GOM_NL__2PRFIN20051121_003715_000000392042_00389_19481_8659.N1	21-NOV-2005 00:37:15	Dark	38.500	29	Bet Car	1.6720	10200.	77	19481	No
13	GOM_NL__2PRFIN20051121_005218_000000382042_00389_19481_8660.N1	21-NOV-2005 00:52:18	Straylight	37.500	157	The1Eri	2.9060	9300.0	75	19481	No
14	GOM_NL__2PRFIN20051121_010453_00000022042_00389_19481_8661.N1	21-NOV-2005 01:04:53	Straylight	2.0000	94	92Alp Cet	2.5260	3100.0	4	19481	No
15	GOM_NL__2PRFIN20051121_010952_000000372042_00389_19481_8662.N1	21-NOV-2005 01:09:52	Bright	37.000	105	6Bet Ari	2.6450	8900.0	74	19481	No
16	GOM_NL__2PRFIN20051121_011344_000000352042_00389_19481_8663.N1	21-NOV-2005 01:13:44	Bright	34.500	173	4Bet Tri	3.0040	8900.0	69	19481	No
17	GOM_NL__2PRFIN20051121_011548_000000362042_00389_19481_8664.N1	21-NOV-2005 01:15:48	Bright	36.000	73	57Gam1And	2.2600	13100.	72	19481	No
18	GOM_NL__2PRFIN20051121_012026_000000362042_00389_19481_8665.N1	21-NOV-2005 01:20:26	Bright	35.500	68	18Alp Cas	2.2250	4500.0	71	19481	No
19	GOM_NL__2PRFIN20051121_012136_000000352042_00389_19481_8666.N1	21-NOV-2005 01:21:36	Bright	35.000	74	11Bet Cas	2.2680	6600.0	70	19481	No
20	GOM_NL__2PRFIN20051121_012902_000000362042_00389_19481_8667.N1	21-NOV-2005 01:29:02	Bright	36.000	49	1Alp UMi	1.9900	6300.0	72	19481	No
21	GOM_NL__2PRFIN20051121_013332_000000352042_00389_19481_8668.N1	21-NOV-2005 01:33:32	Bright	35.000	60	7Bet UMi	2.0810	3950.0	70	19481	No
22	GOM_NL__2PRFIN20051121_013918_000000352042_00389_19481_8669.N1	21-NOV-2005 01:39:18	Bright	34.500	55	79Zet UMa	2.0600	10200.	69	19481	No
23	GOM_NL__2PRFIN20051121_014049_000000342042_00389_19481_8670.N1	21-NOV-2005 01:40:49	Bright	34.000	39	85Eta UMa	1.8540	24000.	68	19481	No
24	GOM_NL__2PRFIN20051121_014331_000000512042_00389_19481_8671.N1	21-NOV-2005 01:43:31	Bright	51.000	180	27Gam Boo	3.0400	8000.0	102	19481	No
25	GOM_NL__2PRFIN20051121_014859_000000332042_00389_19481_8672.N1	21-NOV-2005 01:48:59	Bright	33.000	3	16Alp Boo	-0.050000	4250.0	66	19481	No
26	GOM_NL__2PRFIN20051121_015214_000000362042_00389_19481_8673.N1	21-NOV-2005 01:52:14	Bright	35.500	138	47Eps Vir	2.8280	4700.0	71	19481	No
27	GOM_NL__2PRFIN20051121_015611_000000412042_00389_19481_8674.N1	21-NOV-2005 01:56:11	Bright	40.500	121	29Gam Vir	2.7400	7200.0	81	19481	No
28	GOM_NL__2PRFIN20051121_020041_000000412042_00389_19481_8675.N1	21-NOV-2005 02:00:41	Twilight	40.500	163	7Del Crv	2.9450	11000.	81	19481	No
29	GOM_NL__2PRFIN20051121_020224_000000422042_00389_19481_8676.N1	21-NOV-2005 02:02:24	Twilight	41.500	106	9Bet Crv	2.6480	5600.0	83	19481	No
30	GOM_NL__2PRFIN20051121_020851_000000382042_00389_19481_8677.N1	21-NOV-2005 02:08:51	Dark	38.000	64	Gam Cen	2.2000	10600.	76	19481	No
31	GOM_NL__2PRFIN20051121_021131_000000382042_00389_19481_8678.N1	21-NOV-2005 02:11:31	Dark	37.500	20	Bet Cru	1.2530	30000.	75	19481	No
32	GOM_NL__2PRFIN20051121_021240_000000372042_00390_19482_8657.N1	21-NOV-2005 02:12:40	Dark	36.500	12	Alp1Cru	0.77500	30000.	73	19482	No
33	GOM_NL__2PRFIN20051121_021459_000000372042_00390_19482_8658.N1	21-NOV-2005 02:14:59	Dark	36.500	124	The Car	2.7640	30000.	73	19482	No
34	GOM_NL__2PRFIN20051121_021751_000000392042_00390_19482_8659.N1	21-NOV-2005 02:17:51	Dark	38.500	29	Bet Car	1.6720	10200.	77	19482	No
35	GOM_NL__2PRFIN20051121_023254_000000392042_00390_19482_8660.N1	21-NOV-2005 02:32:54	Straylight	38.500	157	The1Eri	2.9060	9300.0	77	19482	No
36	GOM_NL__2PRFIN20051121_024529_000000152042_00390_19482_8661.N1	21-NOV-2005 02:45:29	Twilight	15.000	94	92Alp Cet	2.5260	3100.0	30	19482	No
37	GOM_NL__2PRFIN20051121_025028_000000362042_00390_19482_8662.N1	21-NOV-2005 02:50:28	Bright	35.500	105	6Bet Ari	2.6450	8900.0	71	19482	No
38	GOM_NL__2PRFIN20051121_025420_000000352042_00390_19482_8663.N1	21-NOV-2005 02:54:20	Bright	34.500	173	4Bet Tri	3.0040	8900.0	69	19482	No
39	GOM_NL__2PRFIN20051121_025624_000000362042_00390_19482_8664.N1	21-NOV-2005 02:56:24	Bright	35.500	73	57Gam1And	2.2600	13100.	71	19482	No
40	GOM_NL__2PRFIN20051121_030102_000000372042_00390_19482_8665.N1	21-NOV-2005 03:01:02	Bright	36.500	68	18Alp Cas	2.2250	4500.0	73	19482	No
41	GOM_NL__2PRFIN20051121_030213_000000372042_00390_19482_8666.N1	21-NOV-2005 03:02:13	Bright	36.500	74	11Bet Cas	2.2680	6600.0	73	19482	No
42	GOM_NL__2PRFIN20051121_030938_000000332042_00390_19482_8667.N1	21-NOV-2005 03:09:38	Bright	33.000	49	1Alp UMi	1.9900	6300.0	66	19482	No

43	GOM_NL__2PRFIN20051121_031408_000000362042_00390_19482_8668.N1	21-NOV-2005 03:14:08	Bright	35.500	60	7Bet UMi	2.0810	3950.0	71	19482	No
44	GOM_NL__2PRFIN20051121_031954_000000342042_00390_19482_8669.N1	21-NOV-2005 03:19:54	Bright	33.500	55	79Zet UMa	2.0600	10200.	67	19482	No
45	GOM_NL__2PRFIN20051121_032125_000000352042_00390_19482_8670.N1	21-NOV-2005 03:21:25	Bright	34.500	39	85Eta UMa	1.8540	24000.	69	19482	No
46	GOM_NL__2PRFIN20051121_032407_000000342042_00390_19482_8671.N1	21-NOV-2005 03:24:07	Bright	34.000	180	27Gam Boo	3.0400	8000.0	68	19482	No
47	GOM_NL__2PRFIN20051121_032936_000000342042_00390_19482_8672.N1	21-NOV-2005 03:29:36	Bright	33.500	3	16Alp Boo	-0.050000	4250.0	67	19482	No
48	GOM_NL__2PRFIN20051121_033250_000000362042_00390_19482_8673.N1	21-NOV-2005 03:32:50	Bright	36.000	138	47Eps Vir	2.8280	4700.0	72	19482	No
49	GOM_NL__2PRFIN20051121_033647_000000212042_00390_19482_8674.N1	21-NOV-2005 03:36:47	Twi_and_stray	21.000	121	29Gam Vir	2.7400	7200.0	42	19482	No
50	GOM_NL__2PRFIN20051121_034118_000000432042_00390_19482_8675.N1	21-NOV-2005 03:41:18	Twi_and_stray	42.500	163	7Del Crv	2.9450	11000.	85	19482	No
51	GOM_NL__2PRFIN20051121_034301_000000432042_00390_19482_8676.N1	21-NOV-2005 03:43:01	Twilight	43.000	106	9Bet Crv	2.6480	5600.0	86	19482	No
52	GOM_NL__2PRFIN20051121_034928_000000402042_00390_19482_8677.N1	21-NOV-2005 03:49:28	Dark	39.500	64	Gam Cen	2.2000	10600.	79	19482	No
53	GOM_NL__2PRFIN20051121_035208_000000412042_00390_19482_8678.N1	21-NOV-2005 03:52:08	Dark	41.000	20	Bet Cru	1.2530	30000.	82	19482	No
54	GOM_NL__2PRFIN20051121_035316_000000392042_00391_19483_8657.N1	21-NOV-2005 03:53:16	Dark	38.500	12	Alp1Cru	0.77500	30000.	77	19483	No
55	GOM_NL__2PRFIN20051121_035536_000000362042_00391_19483_8658.N1	21-NOV-2005 03:55:36	Dark	36.000	124	The Car	2.7640	30000.	72	19483	No
56	GOM_NL__2PRFIN20051121_035827_000000392042_00391_19483_8659.N1	21-NOV-2005 03:58:27	Dark	38.500	29	Bet Car	1.6720	10200.	77	19483	No
57	GOM_NL__2PRFIN20051121_041330_000000362042_00391_19483_8660.N1	21-NOV-2005 04:13:30	Straylight	36.000	157	The1Eri	2.9060	9300.0	72	19483	No
58	GOM_NL__2PRFIN20051121_042605_000000152042_00391_19483_8661.N1	21-NOV-2005 04:26:05	Twi_and_stray	15.000	94	92Alp Cet	2.5260	3100.0	30	19483	No
59	GOM_NL__2PRFIN20051121_043105_000000362042_00391_19483_8662.N1	21-NOV-2005 04:31:05	Bright	36.000	105	6Bet Ari	2.6450	8900.0	72	19483	No
60	GOM_NL__2PRFIN20051121_043456_000000352042_00391_19483_8663.N1	21-NOV-2005 04:34:56	Bright	34.500	173	4Bet Tri	3.0040	8900.0	69	19483	No
61	GOM_NL__2PRFIN20051121_043700_000000362042_00391_19483_8664.N1	21-NOV-2005 04:37:00	Bright	36.000	73	57Gam1And	2.2600	13100.	72	19483	No
62	GOM_NL__2PRFIN20051121_044138_000000372042_00391_19483_8665.N1	21-NOV-2005 04:41:38	Bright	36.500	68	18Alp Cas	2.2250	4500.0	73	19483	No
63	GOM_NL__2PRFIN20051121_044249_000000362042_00391_19483_8666.N1	21-NOV-2005 04:42:49	Bright	36.000	74	11Bet Cas	2.2680	6600.0	72	19483	No
64	GOM_NL__2PRFIN20051121_045014_000000352042_00391_19483_8667.N1	21-NOV-2005 04:50:14	Bright	35.000	49	1Alp UMi	1.9900	6300.0	70	19483	No
65	GOM_NL__2PRFIN20051121_045444_000000382042_00391_19483_8668.N1	21-NOV-2005 04:54:44	Bright	37.500	60	7Bet UMi	2.0810	3950.0	75	19483	No
66	GOM_NL__2PRFIN20051121_050030_000000352042_00391_19483_8669.N1	21-NOV-2005 05:00:30	Bright	35.000	55	79Zet UMa	2.0600	10200.	70	19483	No
67	GOM_NL__2PRFIN20051121_050201_000000362042_00391_19483_8670.N1	21-NOV-2005 05:02:01	Bright	36.000	39	85Eta UMa	1.8540	24000.	72	19483	No
68	GOM_NL__2PRFIN20051121_050443_000000332042_00391_19483_8671.N1	21-NOV-2005 05:04:43	Bright	33.000	180	27Gam Boo	3.0400	8000.0	66	19483	No
69	GOM_NL__2PRFIN20051121_051012_000000332042_00391_19483_8672.N1	21-NOV-2005 05:10:12	Bright	33.000	3	16Alp Boo	-0.050000	4250.0	66	19483	No
70	GOM_NL__2PRFIN20051121_051326_000000362042_00391_19483_8673.N1	21-NOV-2005 05:13:26	Bright	35.500	138	47Eps Vir	2.8280	4700.0	71	19483	No
71	GOM_NL__2PRFIN20051121_051724_000000212042_00391_19483_8674.N1	21-NOV-2005 05:17:24	Twi_and_stray	21.000	121	29Gam Vir	2.7400	7200.0	42	19483	No
72	GOM_NL__2PRFIN20051121_052154_000000422042_00391_19483_8675.N1	21-NOV-2005 05:21:54	Twi_and_stray	42.000	163	7Del Crv	2.9450	11000.	84	19483	No
73	GOM_NL__2PRFIN20051121_052337_000000442042_00391_19483_8676.N1	21-NOV-2005 05:23:37	Twilight	44.000	106	9Bet Crv	2.6480	5600.0	88	19483	No
74	GOM_NL__2PRFIN20051121_053004_000000402042_00391_19483_8677.N1	21-NOV-2005 05:30:04	Dark	40.000	64	Gam Cen	2.2000	10600.	80	19483	No
75	GOM_NL__2PRFIN20051121_053244_000000402042_00391_19483_8678.N1	21-NOV-2005 05:32:44	Dark	40.000	20	Bet Cru	1.2530	30000.	80	19483	No
76	GOM_NL__2PRFIN20051121_053353_000000412042_00392_19484_8657.N1	21-NOV-2005 05:33:53	Dark	41.000	12	Alp1Cru	0.77500	30000.	82	19484	No
77	GOM_NL__2PRFIN20051121_053612_000000382042_00392_19484_8658.N1	21-NOV-2005 05:36:12	Dark	37.500	124	The Car	2.7640	30000.	75	19484	No
78	GOM_NL__2PRFIN20051121_053904_000000392042_00392_19484_8659.N1	21-NOV-2005 05:39:04	Dark	38.500	29	Bet Car	1.6720	10200.	77	19484	No
79	GOM_NL__2PRFIN20051121_055406_000000372042_00392_19484_8660.N1	21-NOV-2005 05:54:06	Straylight	36.500	157	The1Eri	2.9060	9300.0	73	19484	No
80	GOM_NL__2PRFIN20051121_060641_000000272042_00392_19484_8661.N1	21-NOV-2005 06:06:41	Twi_and_stray	27.000	94	92Alp Cet	2.5260	3100.0	54	19484	No
81	GOM_NL__2PRFIN20051121_061141_000000362042_00392_19484_8662.N1	21-NOV-2005 06:11:41	Bright	36.000	105	6Bet Ari	2.6450	8900.0	72	19484	No
82	GOM_NL__2PRFIN20051121_061532_000000352042_00392_19484_8663.N1	21-NOV-2005 06:15:32	Bright	35.000	173	4Bet Tri	3.0040	8900.0	70	19484	No
83	GOM_NL__2PRFIN20051121_061736_000000382042_00392_19484_8664.N1	21-NOV-2005 06:17:36	Bright	38.000	73	57Gam1And	2.2600	13100.	76	19484	No
84	GOM_NL__2PRFIN20051121_062214_000000362042_00392_19484_8665.N1	21-NOV-2005 06:22:14	Bright	36.000	68	18Alp Cas	2.2250	4500.0	72	19484	No
85	GOM_NL__2PRFIN20051121_062325_000000372042_00392_19484_8666.N1	21-NOV-2005 06:23:25	Bright	36.500	74	11Bet Cas	2.2680	6600.0	73	19484	No
86	GOM_NL__2PRFIN20051121_063050_000000352042_00392_19484_8667.N1	21-NOV-2005 06:30:50	Bright	34.500	49	1Alp UMi	1.9900	6300.0	69	19484	No
87	GOM_NL__2PRFIN20051121_063520_000000382042_00392_19484_8668.N1	21-NOV-2005 06:35:20	Bright	37.500	60	7Bet UMi	2.0810	3950.0	75	19484	No
88	GOM_NL__2PRFIN20051121_064106_000000372042_00392_19484_8669.N1	21-NOV-2005 06:41:06	Bright	37.000	55	79Zet UMa	2.0600	10200.	74	19484	No
89	GOM_NL__2PRFIN20051121_064237_000000332042_00392_19484_8670.N1	21-NOV-2005 06:42:37	Bright	32.500	39	85Eta UMa	1.8540	24000.	65	19484	No
90	GOM_NL__2PRFIN20051121_064519_000000392042_00392_19484_8671.N1	21-NOV-2005 06:45:19	Bright	38.500	180	27Gam Boo	3.0400	8000.0	77	19484	No
91	GOM_NL__2PRFIN20051121_065048_000000332042_00392_19484_8672.N1	21-NOV-2005 06:50:48	Bright	33.000	3	16Alp Boo	-0.050000	4250.0	66	19484	No
92	GOM_NL__2PRFIN20051121_065402_000000372042_00392_19484_8673.N1	21-NOV-2005 06:54:02	Bright	36.500	138	47Eps Vir	2.8280	4700.0	73	19484	No
93	GOM_NL__2PRFIN20051121_070231_000000422042_00392_19484_8674.N1	21-NOV-2005 07:02:31	Twi_and_stray	42.000	163	7Del Crv	2.9450	11000.	84	19484	No
94	GOM_NL__2PRFIN20051121_070413_000000442042_00392_19484_8675.N1	21-NOV-2005 07:04:13	Twilight	44.000	106	9Bet Crv	2.6480	5600.0	88	19484	No
95	GOM_NL__2PRFIN20051121_071040_000000392042_00392_19484_8676.N1	21-NOV-2005 07:10:40	Dark	39.000	64	Gam Cen	2.2000	10600.	78	19484	No
96	GOM_NL__2PRFIN20051121_071320_000000392042_00392_19484_8677.N1	21-NOV-2005 07:13:20	Dark	39.000	20	Bet Cru	1.2530	30000.	78	19484	No
97	GOM_NL__2PRFIN20051121_071429_000000402042_00393_19485_8657.N1	21-NOV-2005 07:14:29	Dark	40.000	12	Alp1Cru	0.77500	30000.	80	19485	No
98	GOM_NL__2PRFIN20051121_071648_000000382042_00393_19485_8658.N1	21-NOV-2005 07:16:48	Dark	38.000	124	The Car	2.7640	30000.	76	19485	No
99	GOM_NL__2PRFIN20051121_071940_000000382042_00393_19485_8659.N1	21-NOV-2005 07:19:40	Dark	38.000	29	Bet Car	1.6720	10200.	76	19485	No
100	GOM_NL__2PRFIN20051121_073443_000000372042_00393_19485_8660.N1	21-NOV-2005 07:34:43	Straylight	36.500	157	The1Eri	2.9060	9300.0	73	19485	No
101	GOM_NL__2PRFIN20051121_074717_000000272042_00393_19485_8661.N1	21-NOV-2005 07:47:17	Twi_and_stray	27.000	94	92Alp Cet	2.5260	3100.0	54	19485	No

102	GOM_NL__2PRFIN20051121_075217_000000362042_00393_19485_8662.N1	21-NOV-2005 07:52:17	Bright	36.000	105	6Bet Ari	2.6450	8900.0	72	19485	No
103	GOM_NL__2PRFIN20051121_075608_000000352042_00393_19485_8663.N1	21-NOV-2005 07:56:08	Bright	34.500	173	4Bet Tri	3.0040	8900.0	69	19485	No
104	GOM_NL__2PRFIN20051121_075812_000000352042_00393_19485_8664.N1	21-NOV-2005 07:58:12	Bright	35.000	73	57Gam1And	2.2600	13100.	70	19485	No
105	GOM_NL__2PRFIN20051121_080251_000000362042_00393_19485_8665.N1	21-NOV-2005 08:02:51	Bright	36.000	68	18Alp Cas	2.2250	4500.0	72	19485	No
106	GOM_NL__2PRFIN20051121_080402_000000362042_00393_19485_8666.N1	21-NOV-2005 08:04:02	Bright	35.500	74	11Bet Cas	2.2680	6600.0	71	19485	No
107	GOM_NL__2PRFIN20051121_081126_000000362042_00393_19485_8667.N1	21-NOV-2005 08:11:26	Bright	36.000	49	1Alp UMi	1.9900	6300.0	72	19485	No
108	GOM_NL__2PRFIN20051121_081556_000000342042_00393_19485_8668.N1	21-NOV-2005 08:15:56	Bright	34.000	60	7Bet UMi	2.0810	3950.0	68	19485	No
109	GOM_NL__2PRFIN20051121_082142_000000372042_00393_19485_8669.N1	21-NOV-2005 08:21:42	Bright	36.500	55	79Zet UMa	2.0600	10200.	73	19485	No
110	GOM_NL__2PRFIN20051121_082313_000000362042_00393_19485_8670.N1	21-NOV-2005 08:23:13	Bright	35.500	39	85Eta UMa	1.8540	24000.	71	19485	No
111	GOM_NL__2PRFIN20051121_082555_000000342042_00393_19485_8671.N1	21-NOV-2005 08:25:55	Bright	33.500	180	27Gam Boo	3.0400	8000.0	67	19485	No
112	GOM_NL__2PRFIN20051121_083124_000000332042_00393_19485_8672.N1	21-NOV-2005 08:31:24	Bright	33.000	3	16Alp Boo	-0.050000	4250.0	66	19485	No
113	GOM_NL__2PRFIN20051121_083439_000000362042_00393_19485_8673.N1	21-NOV-2005 08:34:39	Bright	35.500	138	47Eps Vir	2.8280	4700.0	71	19485	No
114	GOM_NL__2PRFIN20051121_084307_000000432042_00393_19485_8674.N1	21-NOV-2005 08:43:07	Twi_and_stray	43.000	163	7Del Crv	2.9450	11000.	86	19485	No
115	GOM_NL__2PRFIN20051121_084450_000000442042_00393_19485_8675.N1	21-NOV-2005 08:44:50	Twilight	43.500	106	9Bet Crv	2.6480	5600.0	87	19485	No
116	GOM_NL__2PRFIN20051121_085116_000000392042_00393_19485_8676.N1	21-NOV-2005 08:51:16	Dark	38.500	64	Gam Cen	2.2000	10600.	77	19485	No
117	GOM_NL__2PRFIN20051121_085356_000000392042_00393_19485_8677.N1	21-NOV-2005 08:53:56	Dark	38.500	20	Bet Cru	1.2530	30000.	77	19485	No
118	GOM_NL__2PRFIN20051121_085505_000000422042_00394_19486_8657.N1	21-NOV-2005 08:55:05	Dark	42.000	12	Alp1Cru	0.77500	30000.	84	19486	No
119	GOM_NL__2PRFIN20051121_085725_000000372042_00394_19486_8658.N1	21-NOV-2005 08:57:25	Dark	37.000	124	The Car	2.7640	30000.	74	19486	No
120	GOM_NL__2PRFIN20051121_090016_000000462042_00394_19486_8659.N1	21-NOV-2005 09:00:16	Dark	46.000	29	Bet Car	1.6720	10200.	92	19486	No
121	GOM_NL__2PRFIN20051121_091519_000000382042_00394_19486_8660.N1	21-NOV-2005 09:15:19	Straylight	37.500	157	The1Eri	2.9060	9300.0	75	19486	No
122	GOM_NL__2PRFIN20051121_092753_000000392042_00394_19486_8661.N1	21-NOV-2005 09:27:53	Twi_and_stray	39.000	94	92Alp Cet	2.5260	3100.0	78	19486	No
123	GOM_NL__2PRFIN20051121_093253_000000352042_00394_19486_8662.N1	21-NOV-2005 09:32:53	Bright	34.500	105	6Bet Ari	2.6450	8900.0	69	19486	No
124	GOM_NL__2PRFIN20051121_093644_000000352042_00394_19486_8663.N1	21-NOV-2005 09:36:44	Bright	35.000	173	4Bet Tri	3.0040	8900.0	70	19486	No
125	GOM_NL__2PRFIN20051121_093848_000000362042_00394_19486_8664.N1	21-NOV-2005 09:38:48	Bright	35.500	73	57Gam1And	2.2600	13100.	71	19486	No
126	GOM_NL__2PRFIN20051121_094327_000000362042_00394_19486_8665.N1	21-NOV-2005 09:43:27	Bright	36.000	68	18Alp Cas	2.2250	4500.0	72	19486	No
127	GOM_NL__2PRFIN20051121_094438_000000352042_00394_19486_8666.N1	21-NOV-2005 09:44:38	Bright	35.000	74	11Bet Cas	2.2680	6600.0	70	19486	No
128	GOM_NL__2PRFIN20051121_095202_000000362042_00394_19486_8667.N1	21-NOV-2005 09:52:02	Bright	36.000	49	1Alp UMi	1.9900	6300.0	72	19486	No
129	GOM_NL__2PRFIN20051121_095632_000000382042_00394_19486_8668.N1	21-NOV-2005 09:56:32	Bright	37.500	60	7Bet UMi	2.0810	3950.0	75	19486	No
130	GOM_NL__2PRFIN20051121_100218_000000342042_00394_19486_8669.N1	21-NOV-2005 10:02:18	Bright	33.500	55	79Zet UMa	2.0600	10200.	67	19486	No
131	GOM_NL__2PRFIN20051121_100349_000000332042_00394_19486_8670.N1	21-NOV-2005 10:03:49	Bright	32.500	39	85Eta UMa	1.8540	24000.	65	19486	No
132	GOM_NL__2PRFIN20051121_101200_000000332042_00394_19486_8671.N1	21-NOV-2005 10:12:00	Bright	33.000	3	16Alp Boo	-0.050000	4250.0	66	19486	No
133	GOM_NL__2PRFIN20051121_101515_000000362042_00394_19486_8672.N1	21-NOV-2005 10:15:15	Bright	35.500	138	47Eps Vir	2.8280	4700.0	71	19486	No
134	GOM_NL__2PRFIN20051121_102343_000000422042_00394_19486_8673.N1	21-NOV-2005 10:23:43	Twi_and_stray	42.000	163	7Del Crv	2.9450	11000.	84	19486	No
135	GOM_NL__2PRFIN20051121_102526_000000442042_00394_19486_8674.N1	21-NOV-2005 10:25:26	Twilight	43.500	106	9Bet Crv	2.6480	5600.0	87	19486	No
136	GOM_NL__2PRFIN20051121_103153_000000392042_00394_19486_8675.N1	21-NOV-2005 10:31:53	Dark	39.000	64	Gam Cen	2.2000	10600.	78	19486	No
137	GOM_NL__2PRFIN20051121_103432_000000392042_00394_19486_8676.N1	21-NOV-2005 10:34:32	Dark	39.000	20	Bet Cru	1.2530	30000.	78	19486	No
138	GOM_NL__2PRFIN20051121_103541_000000432042_00395_19487_8657.N1	21-NOV-2005 10:35:41	Dark	42.500	12	Alp1Cru	0.77500	30000.	85	19487	No
139	GOM_NL__2PRFIN20051121_103801_000000382042_00395_19487_8658.N1	21-NOV-2005 10:38:01	Dark	37.500	124	The Car	2.7640	30000.	75	19487	No
140	GOM_NL__2PRFIN20051121_104053_000000382042_00395_19487_8659.N1	21-NOV-2005 10:40:53	Dark	38.000	29	Bet Car	1.6720	10200.	76	19487	No
141	GOM_NL__2PRFIN20051121_105555_000000382042_00395_19487_8660.N1	21-NOV-2005 10:55:55	Straylight	37.500	157	The1Eri	2.9060	9300.0	75	19487	No
142	GOM_NL__2PRFIN20051121_110829_000000392042_00395_19487_8661.N1	21-NOV-2005 11:08:29	Twi_and_stray	39.000	94	92Alp Cet	2.5260	3100.0	78	19487	No
143	GOM_NL__2PRFIN20051121_111329_000000372042_00395_19487_8662.N1	21-NOV-2005 11:13:29	Bright	36.500	105	6Bet Ari	2.6450	8900.0	73	19487	No
144	GOM_NL__2PRFIN20051121_111720_000000352042_00395_19487_8663.N1	21-NOV-2005 11:17:20	Bright	35.000	173	4Bet Tri	3.0040	8900.0	70	19487	No
145	GOM_NL__2PRFIN20051121_111924_000000362042_00395_19487_8664.N1	21-NOV-2005 11:19:24	Bright	36.000	73	57Gam1And	2.2600	13100.	72	19487	No
146	GOM_NL__2PRFIN20051121_112403_000000362042_00395_19487_8665.N1	21-NOV-2005 11:24:03	Bright	36.000	68	18Alp Cas	2.2250	4500.0	72	19487	No
147	GOM_NL__2PRFIN20051121_112514_000000352042_00395_19487_8666.N1	21-NOV-2005 11:25:14	Bright	34.500	74	11Bet Cas	2.2680	6600.0	69	19487	No
148	GOM_NL__2PRFIN20051121_113238_000000382042_00395_19487_8667.N1	21-NOV-2005 11:32:38	Bright	37.500	49	1Alp UMi	1.9900	6300.0	75	19487	No
149	GOM_NL__2PRFIN20051121_113708_000000372042_00395_19487_8668.N1	21-NOV-2005 11:37:08	Bright	36.500	60	7Bet UMi	2.0810	3950.0	73	19487	No
150	GOM_NL__2PRFIN20051121_114254_000000372042_00395_19487_8669.N1	21-NOV-2005 11:42:54	Bright	36.500	55	79Zet UMa	2.0600	10200.	73	19487	No
151	GOM_NL__2PRFIN20051121_114425_000000422042_00395_19487_8670.N1	21-NOV-2005 11:44:25	Bright	42.000	39	85Eta UMa	1.8540	24000.	84	19487	No
152	GOM_NL__2PRFIN20051121_114707_000000342042_00395_19487_8671.N1	21-NOV-2005 11:47:07	Bright	34.000	180	27Gam Boo	3.0400	8000.0	68	19487	No
153	GOM_NL__2PRFIN20051121_115236_000000332042_00395_19487_8672.N1	21-NOV-2005 11:52:36	Bright	33.000	3	16Alp Boo	-0.050000	4250.0	66	19487	No
154	GOM_NL__2PRFIN20051121_115551_000000362042_00395_19487_8673.N1	21-NOV-2005 11:55:51	Bright	36.000	138	47Eps Vir	2.8280	4700.0	72	19487	No
155	GOM_NL__2PRFIN20051121_120420_000000412042_00395_19487_8674.N1	21-NOV-2005 12:04:20	Twi_and_stray	41.000	163	7Del Crv	2.9450	11000.	82	19487	No
156	GOM_NL__2PRFIN20051121_120602_000000422042_00395_19487_8675.N1	21-NOV-2005 12:06:02	Twilight	42.000	106	9Bet Crv	2.6480	5600.0	84	19487	No
157	GOM_NL__2PRFIN20051121_121229_000000412042_00395_19487_8676.N1	21-NOV-2005 12:12:29	Dark	40.500	64	Gam Cen	2.2000	10600.	81	19487	No
158	GOM_NL__2PRFIN20051121_121508_000000392042_00395_19487_8677.N1	21-NOV-2005 12:15:08	Dark	38.500	20	Bet Cru	1.2530	30000.	77	19487	No
159	GOM_NL__2PRFIN20051121_121617_000000442042_00396_19488_8657.N1	21-NOV-2005 12:16:17	Dark	44.000	12	Alp1Cru	0.77500	30000.	88	19488	No
160	GOM_NL__2PRFIN20051121_121837_000000382042_00396_19488_8658.N1	21-NOV-2005 12:18:37	Dark	37.500	124	The Car	2.7640	30000.	75	19488	No



161	GOM_NL__2PRFIN20051121_122129_000000382042_00396_19488_8659.N1	21-NOV-2005 12:21:29	Dark	37.500	29	Bet Car	1.6720	10200.	75	19488	No
162	GOM_NL__2PRFIN20051121_123631_000000372042_00396_19488_8660.N1	21-NOV-2005 12:36:31	Straylight	36.500	157	The1Eri	2.9060	9300.0	73	19488	No
163	GOM_NL__2PRFIN20051121_124905_000000432042_00396_19488_8661.N1	21-NOV-2005 12:49:05	Twi_and_stray	42.500	94	92Alp Cet	2.5260	3100.0	85	19488	No
164	GOM_NL__2PRFIN20051121_125405_000000372042_00396_19488_8662.N1	21-NOV-2005 12:54:05	Bright	36.500	105	6Bet Ari	2.6450	8900.0	73	19488	No
165	GOM_NL__2PRFIN20051121_125756_000000342042_00396_19488_8663.N1	21-NOV-2005 12:57:56	Bright	34.000	173	4Bet Tri	3.0040	8900.0	68	19488	No
166	GOM_NL__2PRFIN20051121_130000_000000372042_00396_19488_8664.N1	21-NOV-2005 13:00:00	Bright	36.500	73	57Gam1And	2.2600	13100.	73	19488	No
167	GOM_NL__2PRFIN20051121_130439_000000342042_00396_19488_8665.N1	21-NOV-2005 13:04:39	Bright	34.000	68	18Alp Cas	2.2250	4500.0	68	19488	No
168	GOM_NL__2PRFIN20051121_130550_000000372042_00396_19488_8666.N1	21-NOV-2005 13:05:50	Bright	36.500	74	11Bet Cas	2.2680	6600.0	73	19488	No
169	GOM_NL__2PRFIN20051121_131313_000000352042_00396_19488_8667.N1	21-NOV-2005 13:13:13	Bright	35.000	49	1Alp UMi	1.9900	6300.0	70	19488	No
170	GOM_NL__2PRFIN20051121_131744_000000362042_00396_19488_8668.N1	21-NOV-2005 13:17:44	Bright	36.000	60	7Bet UMi	2.0810	3950.0	72	19488	No
171	GOM_NL__2PRFIN20051121_132330_000000372042_00396_19488_8669.N1	21-NOV-2005 13:23:30	Bright	37.000	55	79Zet UMa	2.0600	10200.	74	19488	No
172	GOM_NL__2PRFIN20051121_132501_000000342042_00396_19488_8670.N1	21-NOV-2005 13:25:01	Bright	34.000	39	85Eta UMa	1.8540	24000.	68	19488	No
173	GOM_NL__2PRFIN20051121_132743_000000512042_00396_19488_8671.N1	21-NOV-2005 13:27:43	Bright	51.000	180	27Gam Boo	3.0400	8000.0	102	19488	No
174	GOM_NL__2PRFIN20051121_133312_000000332042_00396_19488_8672.N1	21-NOV-2005 13:33:12	Bright	33.000	3	16Alp Boo	-0.050000	4250.0	66	19488	No
175	GOM_NL__2PRFIN20051121_133627_000000362042_00396_19488_8673.N1	21-NOV-2005 13:36:27	Bright	36.000	138	47Eps Vir	2.8280	4700.0	72	19488	No
176	GOM_NL__2PRFIN20051121_134456_000000402042_00396_19488_8674.N1	21-NOV-2005 13:44:56	Twi_and_stray	40.000	163	7Del Crv	2.9450	11000.	80	19488	No
177	GOM_NL__2PRFIN20051121_134639_000000442042_00396_19488_8675.N1	21-NOV-2005 13:46:39	Twilight	44.000	106	9Bet Crv	2.6480	5600.0	88	19488	No
178	GOM_NL__2PRFIN20051121_135305_000000382042_00396_19488_8676.N1	21-NOV-2005 13:53:05	Dark	37.500	64	Gam Cen	2.2000	10600.	75	19488	No
179	GOM_NL__2PRFIN20051121_135544_000000372042_00396_19488_8677.N1	21-NOV-2005 13:55:44	Dark	36.500	20	Bet Cru	1.2530	30000.	73	19488	No
180	GOM_NL__2PRFIN20051121_135653_000000372042_00397_19489_8657.N1	21-NOV-2005 13:56:53	Dark	37.000	12	Alp1Cru	0.77500	30000.	74	19489	No
181	GOM_NL__2PRFIN20051121_135914_000000382042_00397_19489_8658.N1	21-NOV-2005 13:59:14	Dark	37.500	124	The Car	2.7640	30000.	75	19489	No
182	GOM_NL__2PRFIN20051121_140205_000000412042_00397_19489_8659.N1	21-NOV-2005 14:02:05	Dark	40.500	29	Bet Car	1.6720	10200.	81	19489	No
183	GOM_NL__2PRFIN20051121_141707_000000372042_00397_19489_8660.N1	21-NOV-2005 14:17:07	Straylight	37.000	157	The1Eri	2.9060	9300.0	74	19489	No
184	GOM_NL__2PRFIN20051121_142941_000000432042_00397_19489_8661.N1	21-NOV-2005 14:29:41	Twi_and_stray	43.000	94	92Alp Cet	2.5260	3100.0	86	19489	No
185	GOM_NL__2PRFIN20051121_143441_000000362042_00397_19489_8662.N1	21-NOV-2005 14:34:41	Bright	36.000	105	6Bet Ari	2.6450	8900.0	72	19489	No
186	GOM_NL__2PRFIN20051121_143832_000000342042_00397_19489_8663.N1	21-NOV-2005 14:38:32	Bright	33.500	173	4Bet Tri	3.0040	8900.0	67	19489	No
187	GOM_NL__2PRFIN20051121_144036_000000362042_00397_19489_8664.N1	21-NOV-2005 14:40:36	Bright	35.500	73	57Gam1And	2.2600	13100.	71	19489	No
188	GOM_NL__2PRFIN20051121_144515_000000362042_00397_19489_8665.N1	21-NOV-2005 14:45:15	Bright	36.000	68	18Alp Cas	2.2250	4500.0	72	19489	No
189	GOM_NL__2PRFIN20051121_144626_000000372042_00397_19489_8666.N1	21-NOV-2005 14:46:26	Bright	36.500	74	11Bet Cas	2.2680	6600.0	73	19489	No
190	GOM_NL__2PRFIN20051121_145349_000000322042_00397_19489_8667.N1	21-NOV-2005 14:53:49	Bright	32.000	49	1Alp UMi	1.9900	6300.0	64	19489	No
191	GOM_NL__2PRFIN20051121_145820_000000332042_00397_19489_8668.N1	21-NOV-2005 14:58:20	Bright	32.500	60	7Bet UMi	2.0810	3950.0	65	19489	No
192	GOM_NL__2PRFIN20051121_150406_000000372042_00397_19489_8669.N1	21-NOV-2005 15:04:06	Bright	37.000	55	79Zet UMa	2.0600	10200.	74	19489	No
193	GOM_NL__2PRFIN20051121_150537_000000372042_00397_19489_8670.N1	21-NOV-2005 15:05:37	Bright	36.500	39	85Eta UMa	1.8540	24000.	73	19489	No
194	GOM_NL__2PRFIN20051121_150819_000000352042_00397_19489_8671.N1	21-NOV-2005 15:08:19	Bright	34.500	180	27Gam Boo	3.0400	8000.0	69	19489	No
195	GOM_NL__2PRFIN20051121_151348_000000342042_00397_19489_8672.N1	21-NOV-2005 15:13:48	Bright	33.500	3	16Alp Boo	-0.050000	4250.0	67	19489	No
196	GOM_NL__2PRFIN20051121_151703_000000542042_00397_19489_8673.N1	21-NOV-2005 15:17:03	Bright	54.000	138	47Eps Vir	2.8280	4700.0	108	19489	No
197	GOM_NL__2PRFIN20051121_152533_000000402042_00397_19489_8674.N1	21-NOV-2005 15:25:33	Twi_and_stray	40.000	163	7Del Crv	2.9450	11000.	80	19489	No
198	GOM_NL__2PRFIN20051121_152715_000000422042_00397_19489_8675.N1	21-NOV-2005 15:27:15	Twilight	41.500	106	9Bet Crv	2.6480	5600.0	83	19489	No
199	GOM_NL__2PRFIN20051121_153341_000000392042_00397_19489_8676.N1	21-NOV-2005 15:33:41	Dark	39.000	64	Gam Cen	2.2000	10600.	78	19489	No
200	GOM_NL__2PRFIN20051121_153621_000000472042_00397_19489_8677.N1	21-NOV-2005 15:36:21	Dark	46.500	20	Bet Cru	1.2530	30000.	93	19489	No
201	GOM_NL__2PRFIN20051121_153729_000000482042_00398_19490_8677.N1	21-NOV-2005 15:37:29	Dark	48.000	12	Alp1Cru	0.77500	30000.	96	19490	No
202	GOM_NL__2PRFIN20051121_153950_000000372042_00398_19490_8678.N1	21-NOV-2005 15:39:50	Dark	36.500	124	The Car	2.7640	30000.	73	19490	No
203	GOM_NL__2PRFIN20051121_154241_000000412042_00398_19490_8679.N1	21-NOV-2005 15:42:41	Dark	41.000	29	Bet Car	1.6720	10200.	82	19490	No
204	GOM_NL__2PRFIN20051121_155743_000000382042_00398_19490_8680.N1	21-NOV-2005 15:57:43	Straylight	37.500	157	The1Eri	2.9060	9300.0	75	19490	No
205	GOM_NL__2PRFIN20051121_161017_000000442042_00398_19490_8681.N1	21-NOV-2005 16:10:17	Twi_and_stray	44.000	94	92Alp Cet	2.5260	3100.0	88	19490	No
206	GOM_NL__2PRFIN20051121_161517_000000372042_00398_19490_8682.N1	21-NOV-2005 16:15:17	Bright	37.000	105	6Bet Ari	2.6450	8900.0	74	19490	No
207	GOM_NL__2PRFIN20051121_161908_000000362042_00398_19490_8683.N1	21-NOV-2005 16:19:08	Bright	36.000	173	4Bet Tri	3.0040	8900.0	72	19490	No
208	GOM_NL__2PRFIN20051121_162112_000000362042_00398_19490_8684.N1	21-NOV-2005 16:21:12	Bright	36.000	73	57Gam1And	2.2600	13100.	72	19490	No
209	GOM_NL__2PRFIN20051121_162551_000000372042_00398_19490_8685.N1	21-NOV-2005 16:25:51	Bright	36.500	68	18Alp Cas	2.2250	4500.0	73	19490	No
210	GOM_NL__2PRFIN20051121_162703_000000362042_00398_19490_8686.N1	21-NOV-2005 16:27:03	Bright	36.000	74	11Bet Cas	2.2680	6600.0	72	19490	No
211	GOM_NL__2PRFIN20051121_163425_000000372042_00398_19490_8687.N1	21-NOV-2005 16:34:25	Bright	36.500	49	1Alp UMi	1.9900	6300.0	73	19490	No
212	GOM_NL__2PRFIN20051121_163856_000000362042_00398_19490_8688.N1	21-NOV-2005 16:38:56	Bright	35.500	60	7Bet UMi	2.0810	3950.0	71	19490	No
213	GOM_NL__2PRFIN20051121_164442_000000342042_00398_19490_8689.N1	21-NOV-2005 16:44:42	Bright	34.000	55	79Zet UMa	2.0600	10200.	68	19490	No
214	GOM_NL__2PRFIN20051121_164613_000000342042_00398_19490_8690.N1	21-NOV-2005 16:46:13	Bright	33.500	39	85Eta UMa	1.8540	24000.	67	19490	No
215	GOM_NL__2PRFIN20051121_164855_000000332042_00398_19490_8691.N1	21-NOV-2005 16:48:55	Bright	33.000	180	27Gam Boo	3.0400	8000.0	66	19490	No
216	GOM_NL__2PRFIN20051121_165424_000000342042_00398_19490_8692.N1	21-NOV-2005 16:54:24	Bright	33.500	3	16Alp Boo	-0.050000	4250.0	67	19490	No
217	GOM_NL__2PRFIN20051121_165740_000000542042_00398_19490_8693.N1	21-NOV-2005 16:57:40	Bright	54.000	138	47Eps Vir	2.8280	4700.0	108	19490	No
218	GOM_NL__2PRFIN20051121_170609_000000432042_00398_19490_8694.N1	21-NOV-2005 17:06:09	Twi_and_stray	42.500	163	7Del Crv	2.9450	11000.	85	19490	No
219	GOM_NL__2PRFIN20051121_170752_000000472042_00398_19490_8695.N1	21-NOV-2005 17:07:52	Twilight	46.500	106	9Bet Crv	2.6480	5600.0	93	19490	No

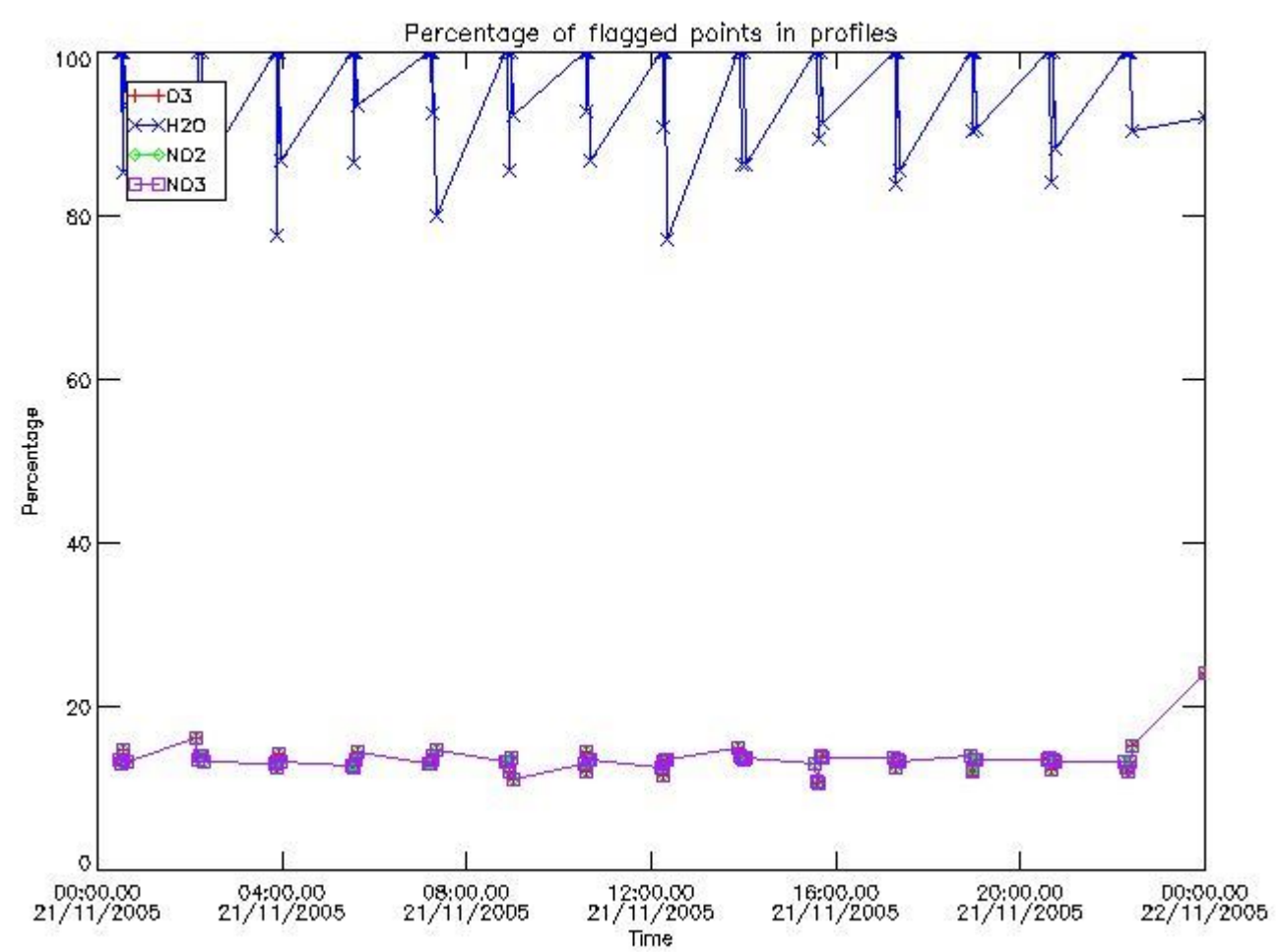
220	GOM_NL__2PRFIN20051121_171417_000000372042_00398_19490_8696.N1	21-NOV-2005 17:14:17	Dark	37.000	64	Gam Cen	2.2000	10600.	74	19490	No
221	GOM_NL__2PRFIN20051121_171657_000000412042_00398_19490_8697.N1	21-NOV-2005 17:16:57	Dark	40.500	20	Bet Cru	1.2530	30000.	81	19490	No
222	GOM_NL__2PRFIN20051121_171806_000000412042_00399_19491_8677.N1	21-NOV-2005 17:18:06	Dark	41.000	12	Alp1Cru	0.77500	30000.	82	19491	No
223	GOM_NL__2PRFIN20051121_172026_000000382042_00399_19491_8678.N1	21-NOV-2005 17:20:26	Dark	38.000	124	The Car	2.7640	30000.	76	19491	No
224	GOM_NL__2PRFIN20051121_172318_000000382042_00399_19491_8679.N1	21-NOV-2005 17:23:18	Dark	38.000	29	Bet Car	1.6720	10200.	76	19491	No
225	GOM_NL__2PRFIN20051121_175944_000000342042_00399_19491_8680.N1	21-NOV-2005 17:59:44	Bright	34.000	173	4Bet Tri	3.0040	8900.0	68	19491	No
226	GOM_NL__2PRFIN20051121_180148_000000372042_00399_19491_8681.N1	21-NOV-2005 18:01:48	Bright	36.500	73	57Gam1And	2.2600	13100.	73	19491	No
227	GOM_NL__2PRFIN20051121_180628_000000372042_00399_19491_8682.N1	21-NOV-2005 18:06:28	Bright	36.500	68	18Alp Cas	2.2250	4500.0	73	19491	No
228	GOM_NL__2PRFIN20051121_180739_000000362042_00399_19491_8683.N1	21-NOV-2005 18:07:39	Bright	36.000	74	11Bet Cas	2.2680	6600.0	72	19491	No
229	GOM_NL__2PRFIN20051121_181501_000000372042_00399_19491_8684.N1	21-NOV-2005 18:15:01	Bright	37.000	49	1Alp UMi	1.9900	6300.0	74	19491	No
230	GOM_NL__2PRFIN20051121_181932_000000362042_00399_19491_8685.N1	21-NOV-2005 18:19:32	Bright	36.000	60	7Bet UMi	2.0810	3950.0	72	19491	No
231	GOM_NL__2PRFIN20051121_182518_000000382042_00399_19491_8686.N1	21-NOV-2005 18:25:18	Bright	37.500	55	79Zet UMa	2.0600	10200.	75	19491	No
232	GOM_NL__2PRFIN20051121_182649_000000372042_00399_19491_8687.N1	21-NOV-2005 18:26:49	Bright	36.500	39	85Eta UMa	1.8540	24000.	73	19491	No
233	GOM_NL__2PRFIN20051121_182932_000000332042_00399_19491_8688.N1	21-NOV-2005 18:29:32	Bright	33.000	180	27Gam Boo	3.0400	8000.0	66	19491	No
234	GOM_NL__2PRFIN20051121_183500_000000342042_00399_19491_8689.N1	21-NOV-2005 18:35:00	Bright	33.500	3	16Alp Boo	-0.050000	4250.0	67	19491	No
235	GOM_NL__2PRFIN20051121_183816_000000532042_00399_19491_8690.N1	21-NOV-2005 18:38:16	Bright	53.000	138	47Eps Vir	2.8280	4700.0	106	19491	No
236	GOM_NL__2PRFIN20051121_184645_000000382042_00399_19491_8691.N1	21-NOV-2005 18:46:45	Twi_and_stray	38.000	163	7Del Crv	2.9450	11000.	76	19491	No
237	GOM_NL__2PRFIN20051121_184828_000000402042_00399_19491_8692.N1	21-NOV-2005 18:48:28	Twilight	40.000	106	9Bet Crv	2.6480	5600.0	80	19491	No
238	GOM_NL__2PRFIN20051121_185454_000000372042_00399_19491_8693.N1	21-NOV-2005 18:54:54	Dark	36.500	64	Gam Cen	2.2000	10600.	73	19491	No
239	GOM_NL__2PRFIN20051121_185733_000000422042_00399_19491_8694.N1	21-NOV-2005 18:57:33	Dark	41.500	20	Bet Cru	1.2530	30000.	83	19491	No
240	GOM_NL__2PRFIN20051121_185842_000000422042_00400_19492_8677.N1	21-NOV-2005 18:58:42	Dark	42.000	12	Alp1Cru	0.77500	30000.	84	19492	No
241	GOM_NL__2PRFIN20051121_190103_000000382042_00400_19492_8678.N1	21-NOV-2005 19:01:03	Dark	37.500	124	The Car	2.7640	30000.	75	19492	No
242	GOM_NL__2PRFIN20051121_190354_000000372042_00400_19492_8679.N1	21-NOV-2005 19:03:54	Dark	37.000	29	Bet Car	1.6720	10200.	74	19492	No
243	GOM_NL__2PRFIN20051121_191855_000000372042_00400_19492_8680.N1	21-NOV-2005 19:18:55	Straylight	37.000	157	The1Eri	2.9060	9300.0	74	19492	No
244	GOM_NL__2PRFIN20051121_193128_000000432042_00400_19492_8681.N1	21-NOV-2005 19:31:28	Twi_and_stray	42.500	94	92Alp Cet	2.5260	3100.0	85	19492	No
245	GOM_NL__2PRFIN20051121_193629_000000372042_00400_19492_8682.N1	21-NOV-2005 19:36:29	Bright	36.500	105	6Bet Ari	2.6450	8900.0	73	19492	No
246	GOM_NL__2PRFIN20051121_194020_000000362042_00400_19492_8683.N1	21-NOV-2005 19:40:20	Bright	35.500	173	4Bet Tri	3.0040	8900.0	71	19492	No
247	GOM_NL__2PRFIN20051121_194224_000000352042_00400_19492_8684.N1	21-NOV-2005 19:42:24	Bright	35.000	73	57Gam1And	2.2600	13100.	70	19492	No
248	GOM_NL__2PRFIN20051121_194704_000000382042_00400_19492_8685.N1	21-NOV-2005 19:47:04	Bright	37.500	68	18Alp Cas	2.2250	4500.0	75	19492	No
249	GOM_NL__2PRFIN20051121_194815_000000382042_00400_19492_8686.N1	21-NOV-2005 19:48:15	Bright	37.500	74	11Bet Cas	2.2680	6600.0	75	19492	No
250	GOM_NL__2PRFIN20051121_195537_000000362042_00400_19492_8687.N1	21-NOV-2005 19:55:37	Bright	35.500	49	1Alp UMi	1.9900	6300.0	71	19492	No
251	GOM_NL__2PRFIN20051121_200008_000000372042_00400_19492_8688.N1	21-NOV-2005 20:00:08	Bright	36.500	60	7Bet UMi	2.0810	3950.0	73	19492	No
252	GOM_NL__2PRFIN20051121_200554_000000372042_00400_19492_8689.N1	21-NOV-2005 20:05:54	Bright	36.500	55	79Zet UMa	2.0600	10200.	73	19492	No
253	GOM_NL__2PRFIN20051121_200725_000000362042_00400_19492_8690.N1	21-NOV-2005 20:07:25	Bright	36.000	39	85Eta UMa	1.8540	24000.	72	19492	No
254	GOM_NL__2PRFIN20051121_201537_000000342042_00400_19492_8691.N1	21-NOV-2005 20:15:37	Bright	33.500	3	16Alp Boo	-0.050000	4250.0	67	19492	No
255	GOM_NL__2PRFIN20051121_201852_000000362042_00400_19492_8692.N1	21-NOV-2005 20:18:52	Bright	35.500	138	47Eps Vir	2.8280	4700.0	71	19492	No
256	GOM_NL__2PRFIN20051121_202722_000000432042_00400_19492_8693.N1	21-NOV-2005 20:27:22	Twi_and_stray	43.000	163	7Del Crv	2.9450	11000.	86	19492	No
257	GOM_NL__2PRFIN20051121_202904_000000432042_00400_19492_8694.N1	21-NOV-2005 20:29:04	Twilight	43.000	106	9Bet Crv	2.6480	5600.0	86	19492	No
258	GOM_NL__2PRFIN20051121_203530_000000382042_00400_19492_8695.N1	21-NOV-2005 20:35:30	Dark	37.500	64	Gam Cen	2.2000	10600.	75	19492	No
259	GOM_NL__2PRFIN20051121_203809_000000372042_00400_19492_8696.N1	21-NOV-2005 20:38:09	Dark	37.000	20	Bet Cru	1.2530	30000.	74	19492	No
260	GOM_NL__2PRFIN20051121_203918_000000422042_00401_19493_8677.N1	21-NOV-2005 20:39:18	Dark	41.500	12	Alp1Cru	0.77500	30000.	83	19493	No
261	GOM_NL__2PRFIN20051121_204139_000000382042_00401_19493_8678.N1	21-NOV-2005 20:41:39	Dark	37.500	124	The Car	2.7640	30000.	75	19493	No
262	GOM_NL__2PRFIN20051121_204431_000000382042_00401_19493_8679.N1	21-NOV-2005 20:44:31	Dark	38.000	29	Bet Car	1.6720	10200.	76	19493	No
263	GOM_NL__2PRFIN20051121_205931_000000372042_00401_19493_8680.N1	21-NOV-2005 20:59:31	Straylight	37.000	157	The1Eri	2.9060	9300.0	74	19493	No
264	GOM_NL__2PRFIN20051121_211204_000000442042_00401_19493_8681.N1	21-NOV-2005 21:12:04	Twi_and_stray	44.000	94	92Alp Cet	2.5260	3100.0	88	19493	No
265	GOM_NL__2PRFIN20051121_211705_000000352042_00401_19493_8682.N1	21-NOV-2005 21:17:05	Bright	34.500	105	6Bet Ari	2.6450	8900.0	69	19493	No
266	GOM_NL__2PRFIN20051121_212056_000000352042_00401_19493_8683.N1	21-NOV-2005 21:20:56	Bright	34.500	173	4Bet Tri	3.0040	8900.0	69	19493	No
267	GOM_NL__2PRFIN20051121_212300_000000372042_00401_19493_8684.N1	21-NOV-2005 21:23:00	Bright	37.000	73	57Gam1And	2.2600	13100.	74	19493	No
268	GOM_NL__2PRFIN20051121_212740_000000372042_00401_19493_8685.N1	21-NOV-2005 21:27:40	Bright	36.500	68	18Alp Cas	2.2250	4500.0	73	19493	No
269	GOM_NL__2PRFIN20051121_212851_000000372042_00401_19493_8686.N1	21-NOV-2005 21:28:51	Bright	36.500	74	11Bet Cas	2.2680	6600.0	73	19493	No
270	GOM_NL__2PRFIN20051121_213613_000000362042_00401_19493_8687.N1	21-NOV-2005 21:36:13	Bright	36.000	49	1Alp UMi	1.9900	6300.0	72	19493	No
271	GOM_NL__2PRFIN20051121_214044_000000352042_00401_19493_8688.N1	21-NOV-2005 21:40:44	Bright	35.000	60	7Bet UMi	2.0810	3950.0	70	19493	No
272	GOM_NL__2PRFIN20051121_214630_000000382042_00401_19493_8689.N1	21-NOV-2005 21:46:30	Bright	37.500	55	79Zet UMa	2.0600	10200.	75	19493	No
273	GOM_NL__2PRFIN20051121_214801_000000372042_00401_19493_8690.N1	21-NOV-2005 21:48:01	Bright	36.500	39	85Eta UMa	1.8540	24000.	73	19493	No
274	GOM_NL__2PRFIN20051121_215044_000000322042_00401_19493_8691.N1	21-NOV-2005 21:50:44	Bright	31.500	180	27Gam Boo	3.0400	8000.0	63	19493	No
275	GOM_NL__2PRFIN20051121_215613_000000332042_00401_19493_8692.N1	21-NOV-2005 21:56:13	Bright	33.000	3	16Alp Boo	-0.050000	4250.0	66	19493	No
276	GOM_NL__2PRFIN20051121_215928_000000352042_00401_19493_8693.N1	21-NOV-2005 21:59:28	Bright	34.500	138	47Eps Vir	2.8280	4700.0	69	19493	No
277	GOM_NL__2PRFIN20051121_220758_000000432042_00401_19493_8694.N1	21-NOV-2005 22:07:58	Twi_and_stray	43.000	163	7Del Crv	2.9450	11000.	86	19493	No
278	GOM_NL__2PRFIN20051121_220941_000000442042_00401_19493_8695.N1	21-NOV-2005 22:09:41	Twilight	44.000	106	9Bet Crv	2.6480	5600.0	88	19493	No

279	GOM_NL__2PRFIN20051121_221606_000000392042_00401_19493_8696.N1	21-NOV-2005 22:16:06	Dark	38.500	64	Gam Cen	2.2000	10600.	77	19493	No
280	GOM_NL__2PRFIN20051121_221845_000000412042_00401_19493_8697.N1	21-NOV-2005 22:18:45	Dark	40.500	20	Bet Cru	1.2530	30000.	81	19493	No
281	GOM_NL__2PRFIN20051121_221954_000000432042_00402_19494_8677.N1	21-NOV-2005 22:19:54	Dark	42.500	12	Alp1Cru	0.77500	30000.	85	19494	No
282	GOM_NL__2PRFIN20051121_222215_000000392042_00402_19494_8678.N1	21-NOV-2005 22:22:15	Dark	38.500	124	The Car	2.7640	30000.	77	19494	No
283	GOM_NL__2PRFIN20051121_222507_000000372042_00402_19494_8679.N1	21-NOV-2005 22:25:07	Dark	37.000	29	Bet Car	1.6720	10200.	74	19494	No
284	GOM_NL__2PRFIN20051121_224008_000000372042_00402_19494_8680.N1	21-NOV-2005 22:40:08	Straylight	37.000	157	The1Eri	2.9060	9300.0	74	19494	No
285	GOM_NL__2PRFIN20051121_225240_000000462042_00402_19494_8681.N1	21-NOV-2005 22:52:40	Twilight	45.500	94	92Alp Cet	2.5260	3100.0	91	19494	No
286	GOM_NL__2PRFIN20051121_225741_000000372042_00402_19494_8682.N1	21-NOV-2005 22:57:41	Bright	37.000	105	6Bet Ari	2.6450	8900.0	74	19494	No
287	GOM_NL__2PRFIN20051121_230132_000000352042_00402_19494_8683.N1	21-NOV-2005 23:01:32	Bright	34.500	173	4Bet Tri	3.0040	8900.0	69	19494	No
288	GOM_NL__2PRFIN20051121_230336_000000522042_00402_19494_8684.N1	21-NOV-2005 23:03:36	Bright	52.000	73	57Gam1And	2.2600	13100.	104	19494	No
289	GOM_NL__2PRFIN20051121_230816_000000372042_00402_19494_8685.N1	21-NOV-2005 23:08:16	Bright	36.500	68	18Alp Cas	2.2250	4500.0	73	19494	No
290	GOM_NL__2PRFIN20051121_230928_000000362042_00402_19494_8686.N1	21-NOV-2005 23:09:28	Bright	35.500	74	11Bet Cas	2.2680	6600.0	71	19494	No
291	GOM_NL__2PRFIN20051121_231649_000000372042_00402_19494_8687.N1	21-NOV-2005 23:16:49	Bright	36.500	49	1Alp UMi	1.9900	6300.0	73	19494	No
292	GOM_NL__2PRFIN20051121_232120_000000372042_00402_19494_8688.N1	21-NOV-2005 23:21:20	Bright	37.000	60	7Bet UMi	2.0810	3950.0	74	19494	No
293	GOM_NL__2PRFIN20051121_232706_000000382042_00402_19494_8689.N1	21-NOV-2005 23:27:06	Bright	38.000	55	79Zet UMa	2.0600	10200.	76	19494	No
294	GOM_NL__2PRFIN20051121_232837_000000372042_00402_19494_8690.N1	21-NOV-2005 23:28:37	Bright	36.500	39	85Eta UMa	1.8540	24000.	73	19494	No
295	GOM_NL__2PRFIN20051121_233120_000000362042_00402_19494_8691.N1	21-NOV-2005 23:31:20	Bright	35.500	180	27Gam Boo	3.0400	8000.0	71	19494	No
296	GOM_NL__2PRFIN20051121_233649_000000332042_00402_19494_8692.N1	21-NOV-2005 23:36:49	Bright	32.500	3	16Alp Boo	-0.050000	4250.0	65	19494	No
297	GOM_NL__2PRFIN20051121_234004_000000352042_00402_19494_8693.N1	21-NOV-2005 23:40:04	Bright	35.000	138	47Eps Vir	2.8280	4700.0	70	19494	No
298	GOM_NL__2PRFIN20051121_234835_000000422042_00402_19494_8694.N1	21-NOV-2005 23:48:35	Twilight	42.000	163	7Del Crv	2.9450	11000.	84	19494	No
299	GOM_NL__2PRFIN20051121_235017_000000432042_00402_19494_8695.N1	21-NOV-2005 23:50:17	Twilight	42.500	106	9Bet Crv	2.6480	5600.0	85	19494	No
300	GOM_NL__2PRFIN20051121_235921_000000382042_00402_19494_8696.N1	21-NOV-2005 23:59:21	Dark	38.000	20	Bet Cru	1.2530	30000.	76	19494	No

### 3. Quality information per product

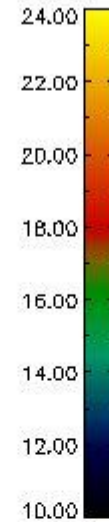
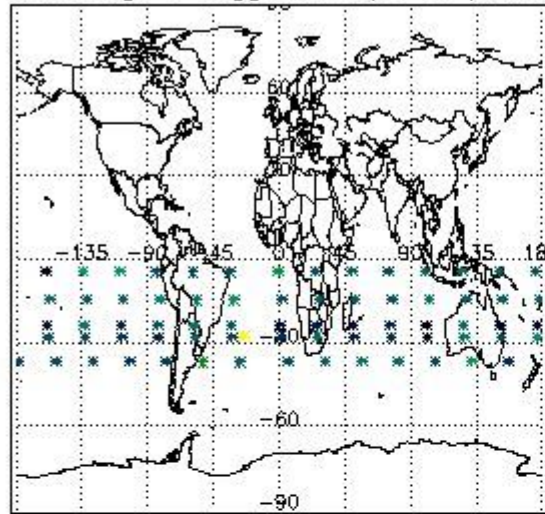
In this section it is plotted some information contained in the Quality Summary data set of the level 2 products. Only products in dark limb conditions and without errors (error flag in the MPH set to "0") are used.

#### 3.1 Plot quality information per product (time dependant)

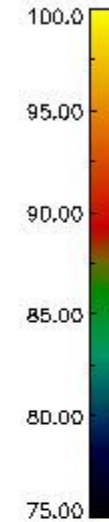
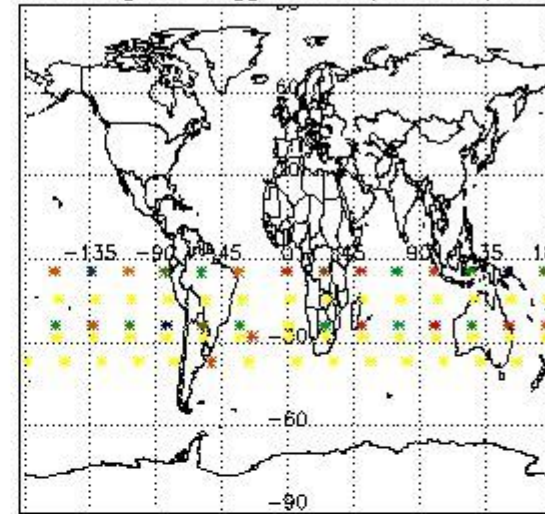


3.2 Plot quality information per product (world map)

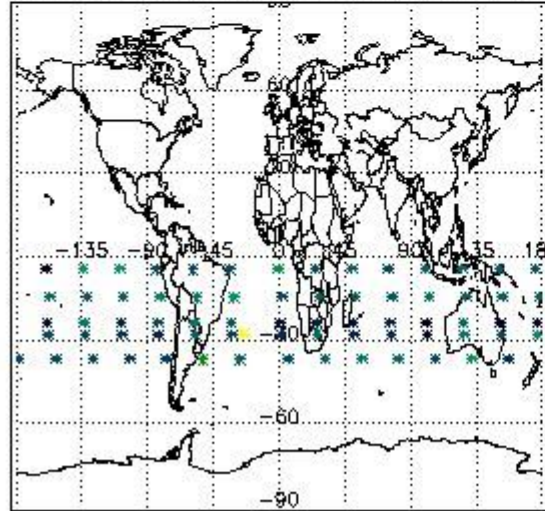
Percentage of flagged data per O3 profile



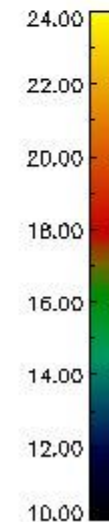
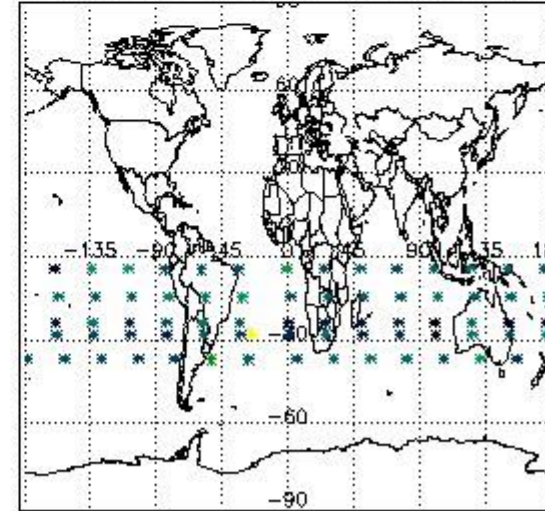
Percentage of flagged data per H2O profile



Percentage of flagged data per NO2 profile



Percentage of flagged data per NO3 profile

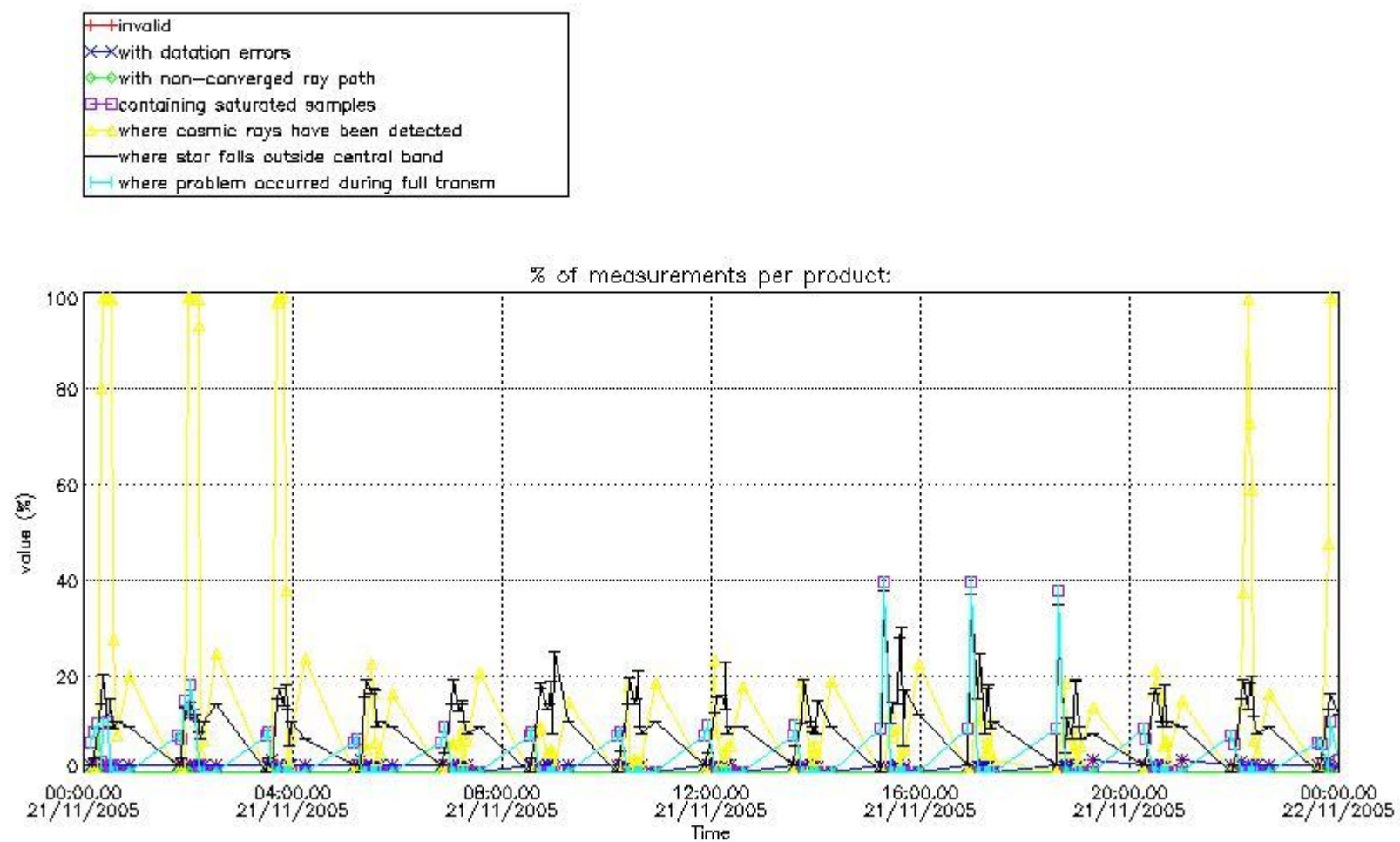


#### 4. Level 1 quality information per product

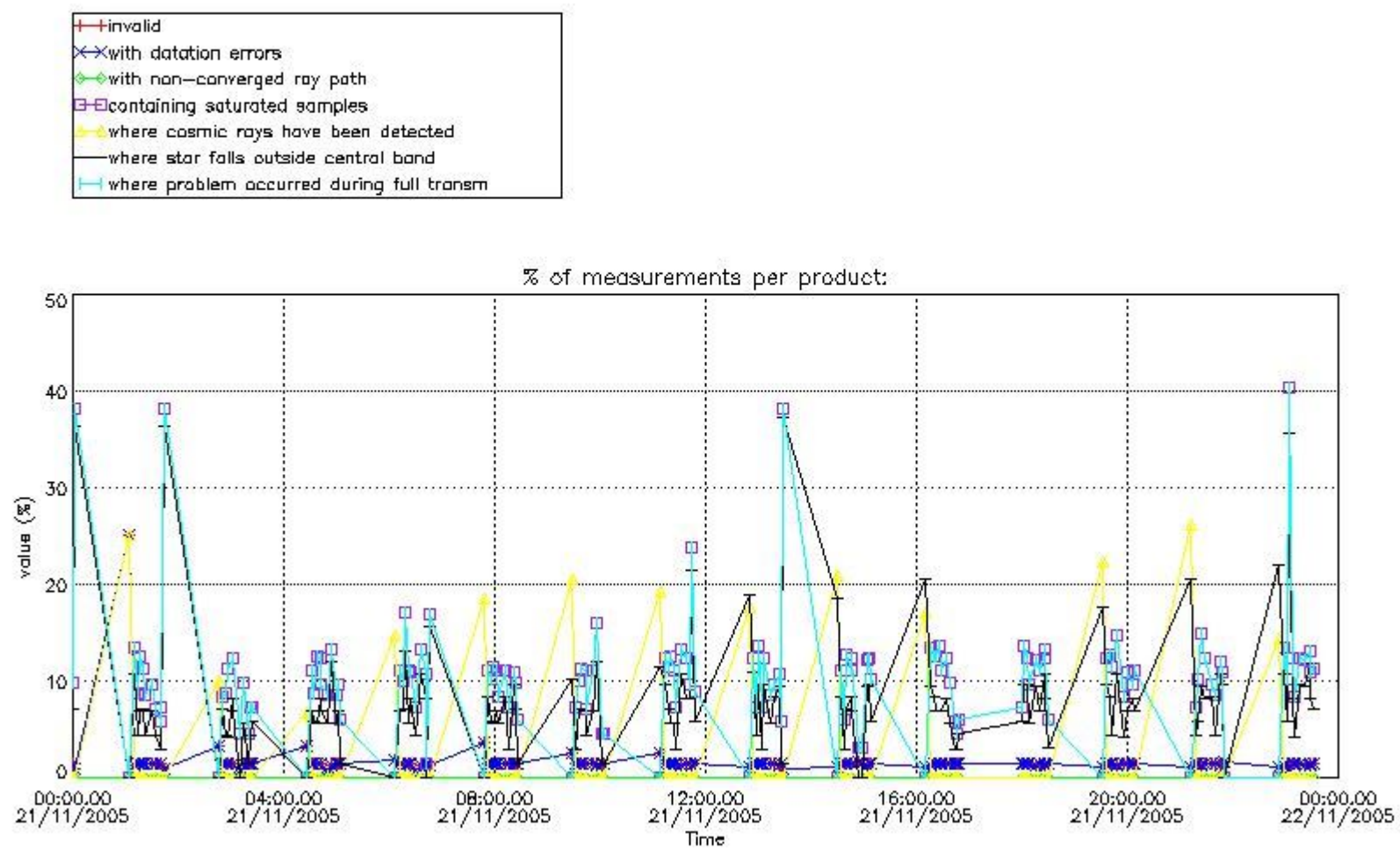
In this section it is plotted some information contained in the Quality Summary data set of the level 2 products that comes from the level 1b processing. Products without errors (error flag in the MPH set to "0") are used.

##### 4.1 Plot quality information per product (time dependant) coming from level 1b processing

###### 4.1.1 Plot level 1 quality information per product (time dependant): ENVISAT ASCENDING passes

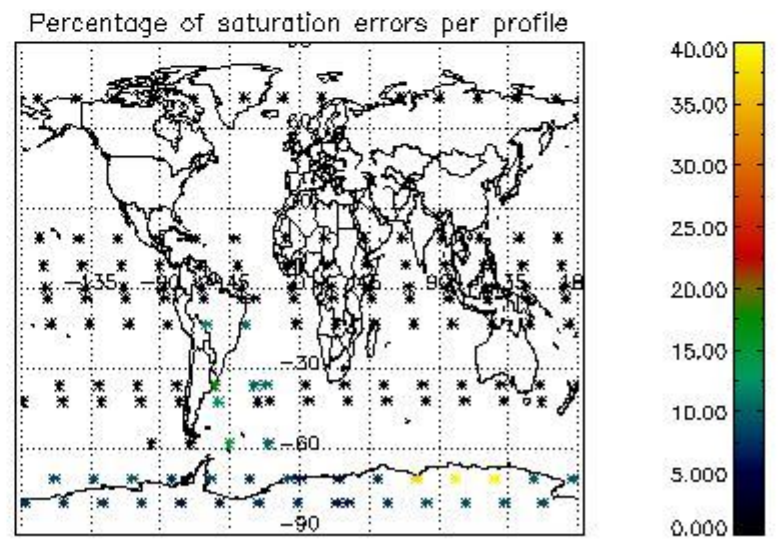
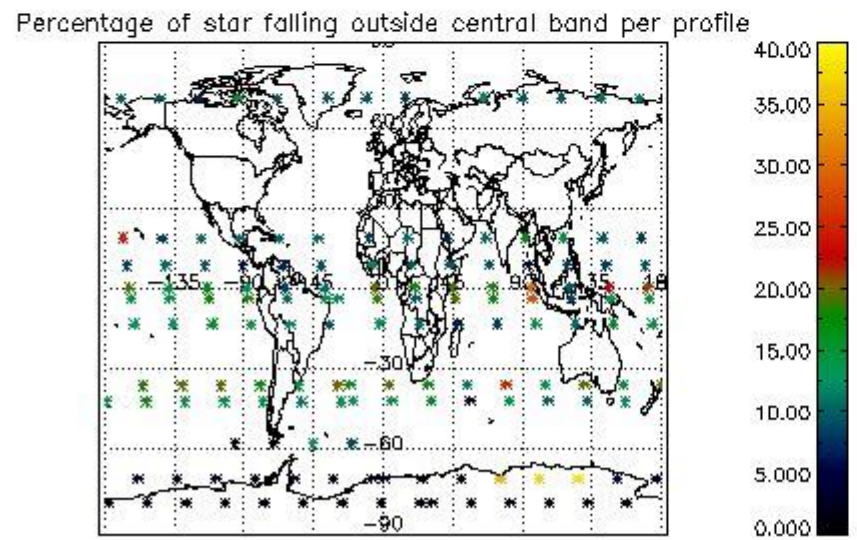
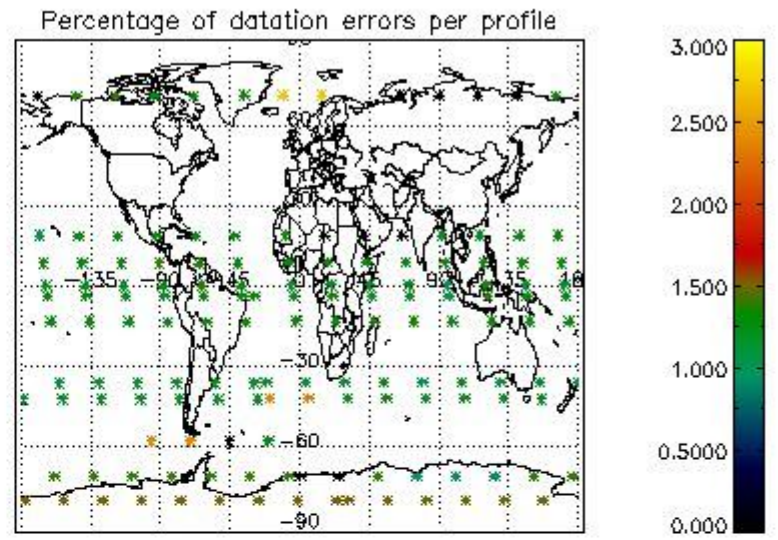
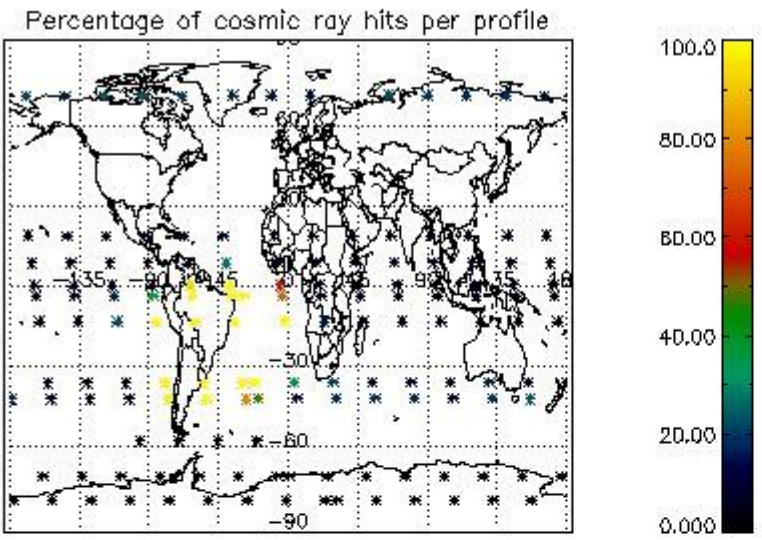


4.1.2 Plot level 1 quality information per product (time dependant): ENVI SAT DESCENDING passes



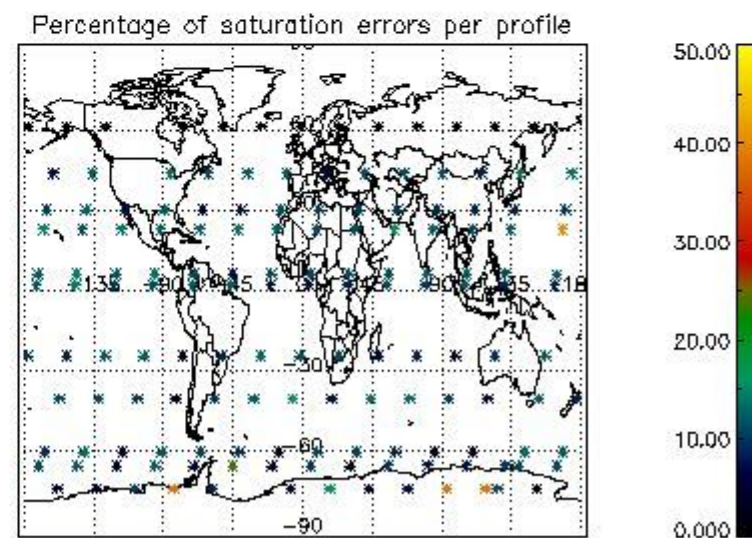
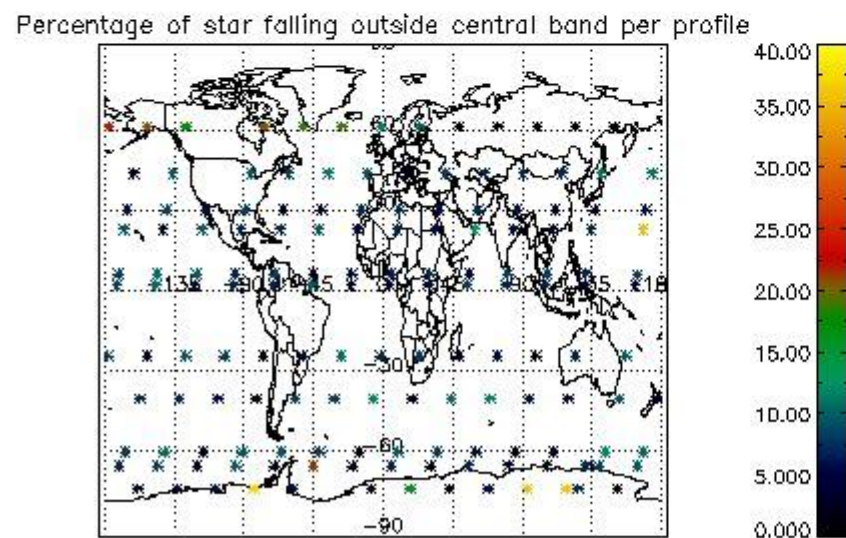
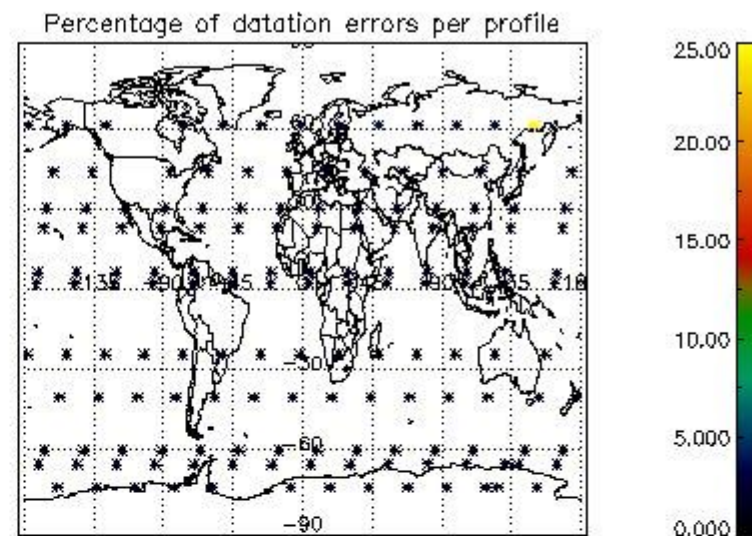
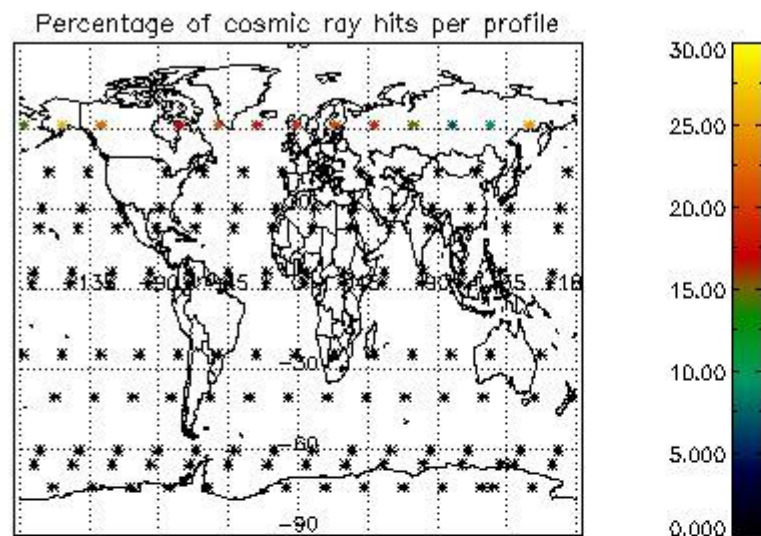
*4.2 Plot quality information per product coming from level 1b processing (world map)*

*4.2.1 Plot level 1 quality information per product (world map): ENVISAT ASCENDING passes*



4.2.2 Plot level 1 quality information per product (world map): ENVISAT DESCENDING passes





## 5. Trace gas profiles

### 5.1 Ozone statistics based on quality of products

The final quality of the products can be "measured" using the STD (Standard Deviation) attached to every point profile. This information is written to the parameter GOM\_NL\_\_2P/NL\_LOCAL\_SPECIES\_DENSITY/o3\_std of the level 2 products. The table below shows the statistics for given STD ranges.

The statistics are given with respect to the overall valid production:

- Products without fatal errors: GOM\_NL\_\_2P/MPH/PRODUCT\_ERR=0
- Valid point profile: GOM\_NL\_\_2P/NL\_LOCAL\_SPECIES\_DENSITY/pcd(0)=0

The 'Criteria' is applied to valid points of dark limb products:

- Products in dark limb illumination condition: GOM\_NL\_\_2P/NL\_SUMMARY\_QUALITY/obs\_ill\_cond=0
- Products without fatal errors: GOM\_NL\_\_2P/MPH/PRODUCT\_ERR=0
- Valid point profile: GOM\_NL\_\_2P/NL\_LOCAL\_SPECIES\_DENSITY/pcd(0)=0

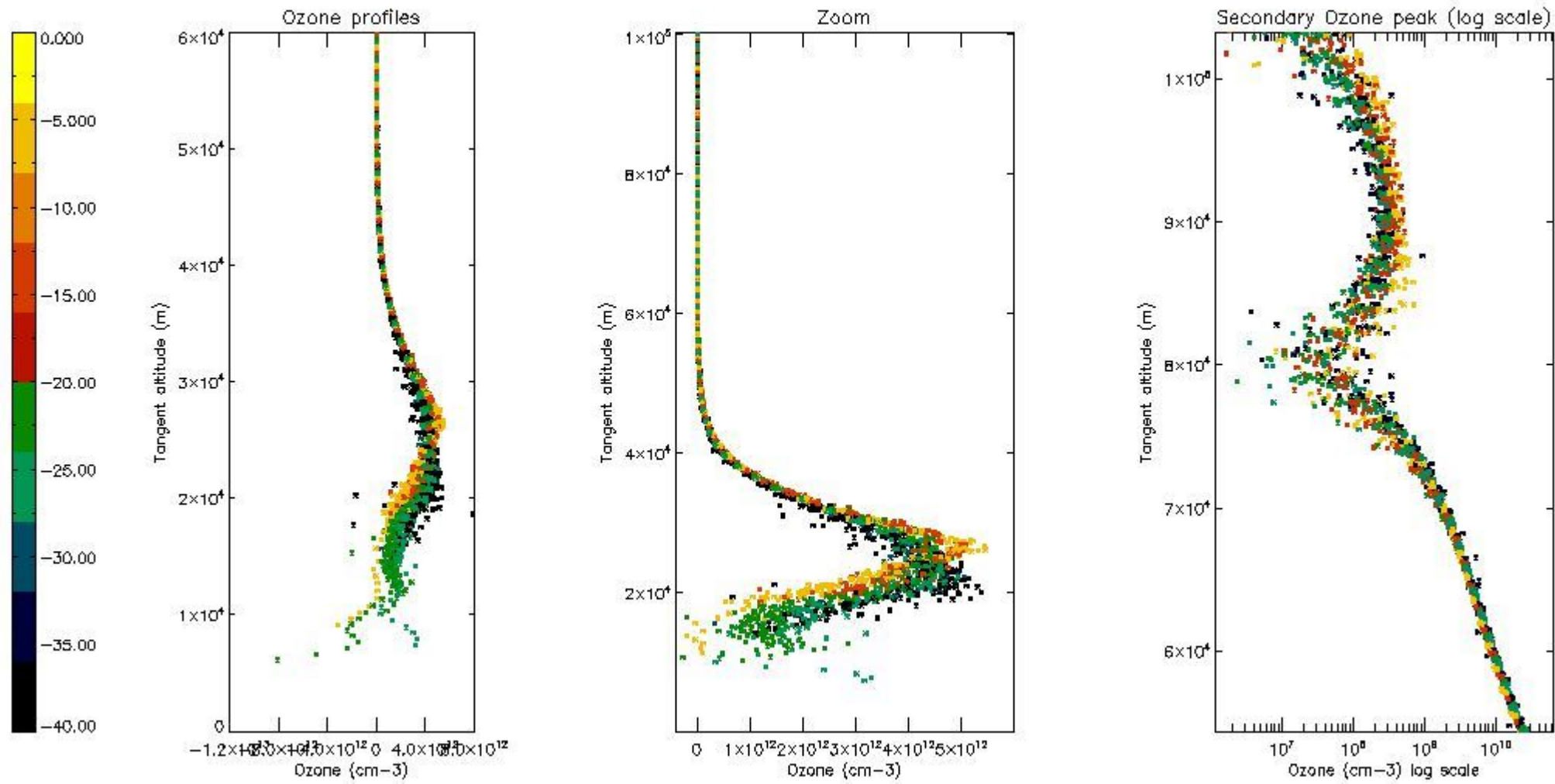
So, the table below shows the percentage of dark limb and valid observations for each criteria with respect to the overall valid daily observations.

Criteria	% of total production
All STD	26
STD < 20	18

STD < 10	15
STD < 5	12

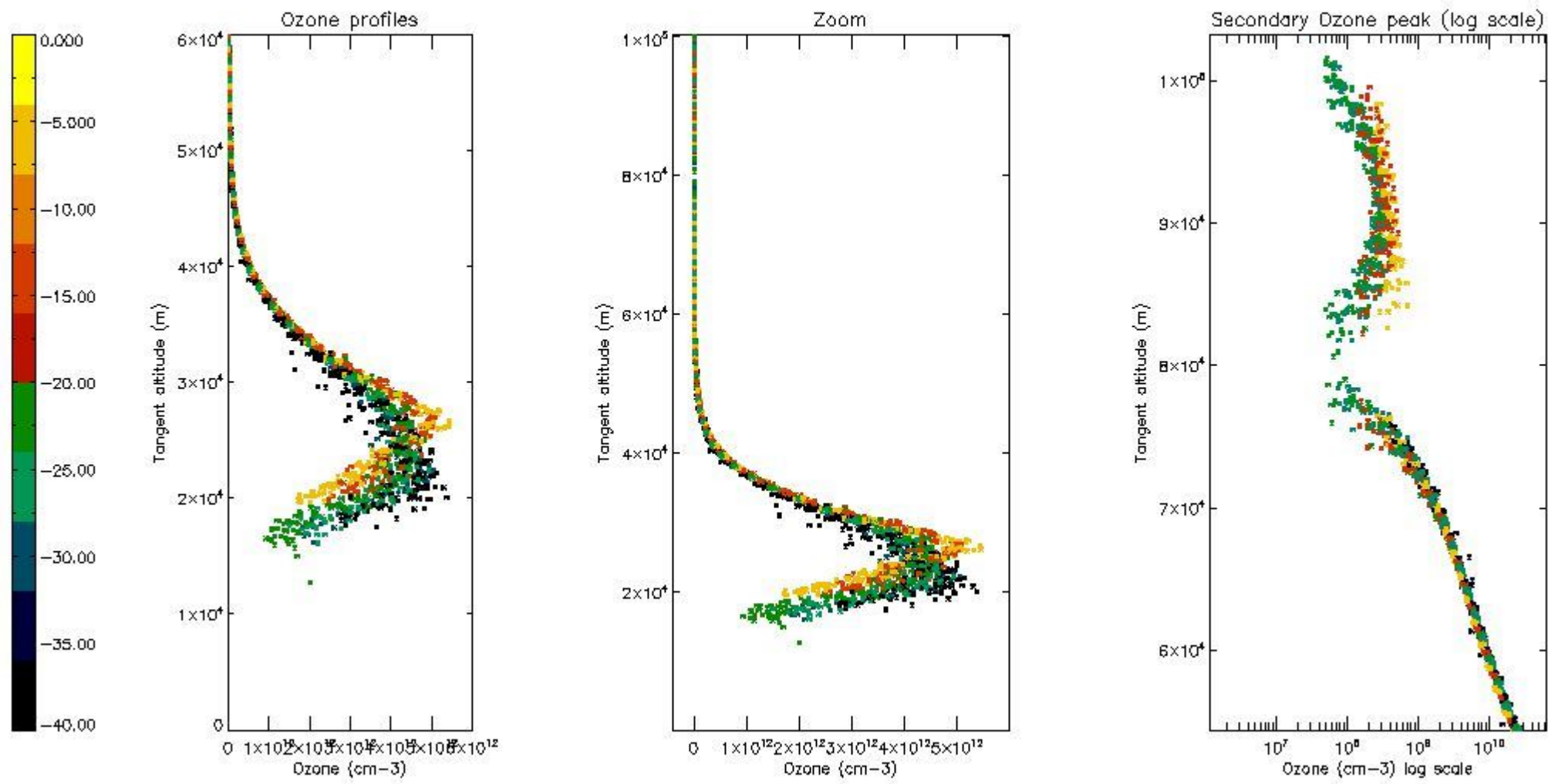
5.2 Plot ozone profiles for all STD (dark without errors)

The colorbar represents the latitude.



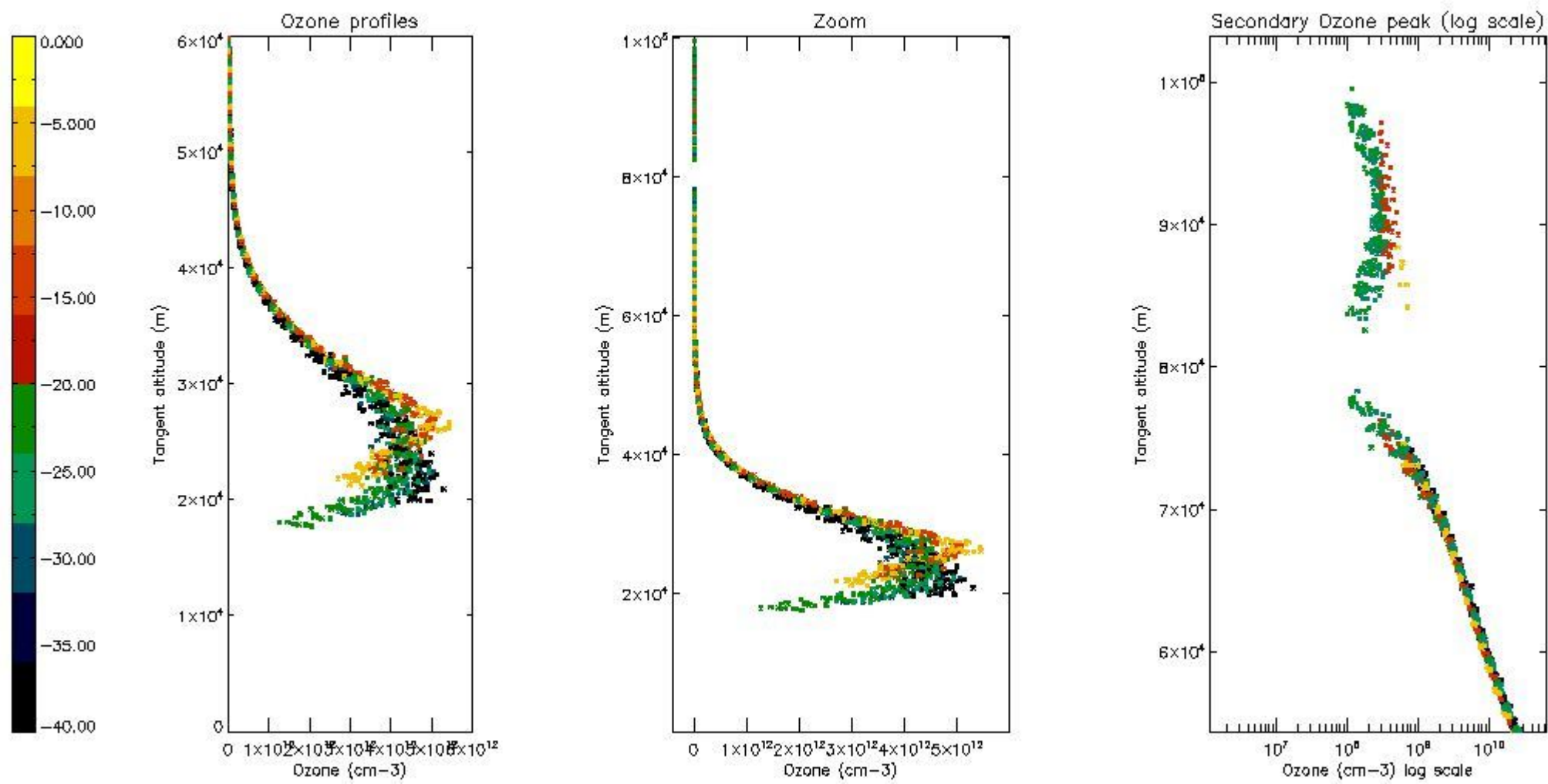
5.3 Plot ozone profiles where STD < 20% (dark without errors)

The colorbar represents the latitude.



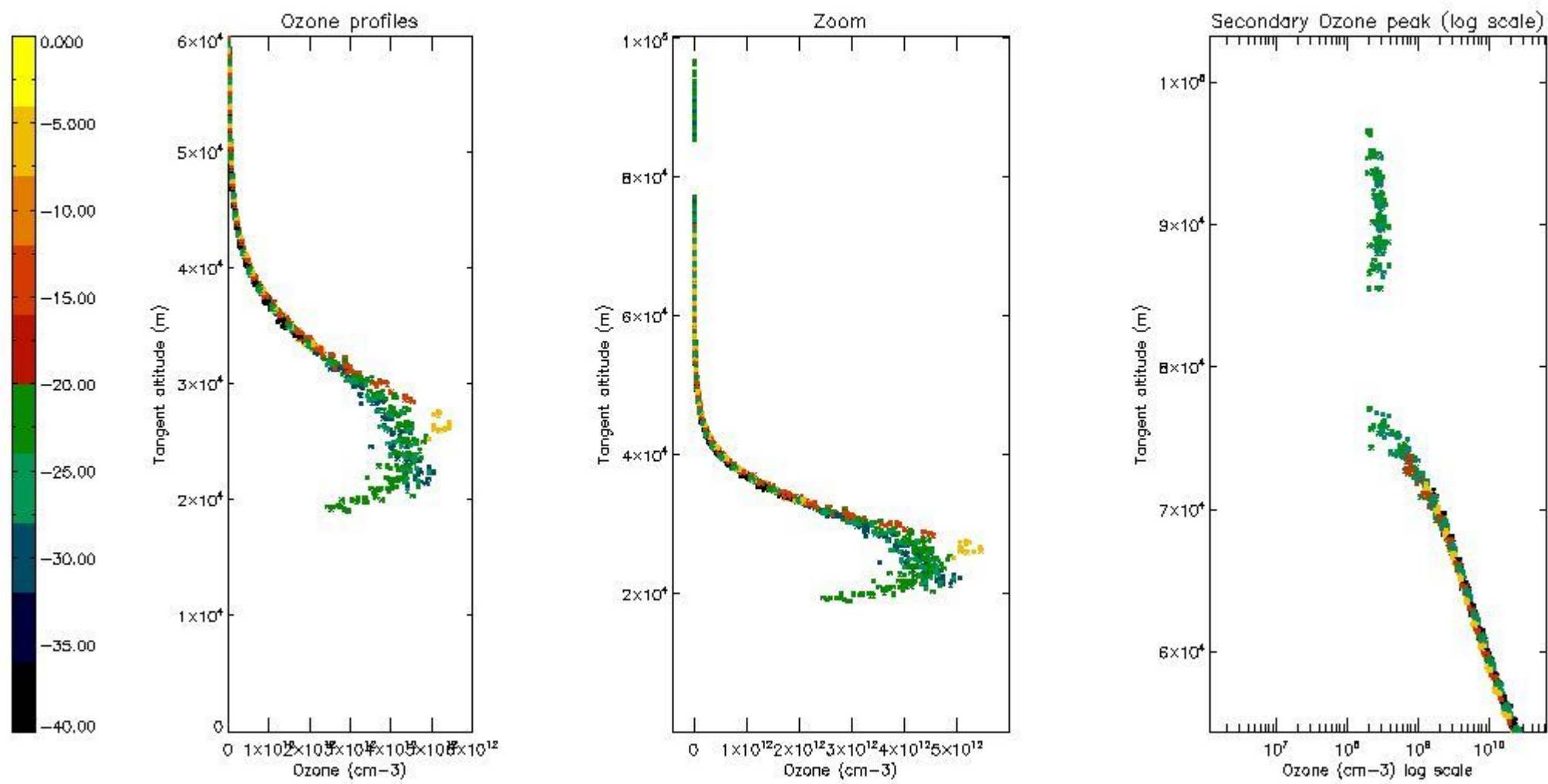
*5.4 Plot ozone profiles where STD < 10% (dark without errors)*

The colorbar represents the latitude.



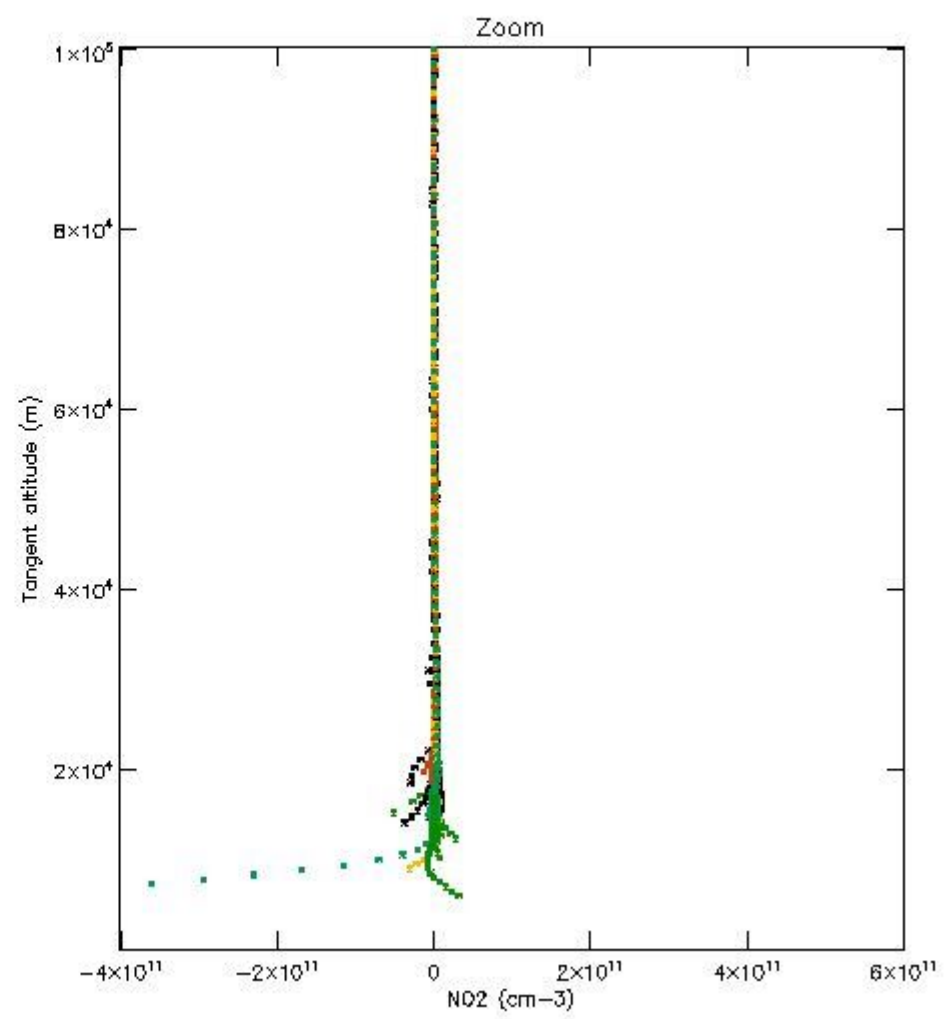
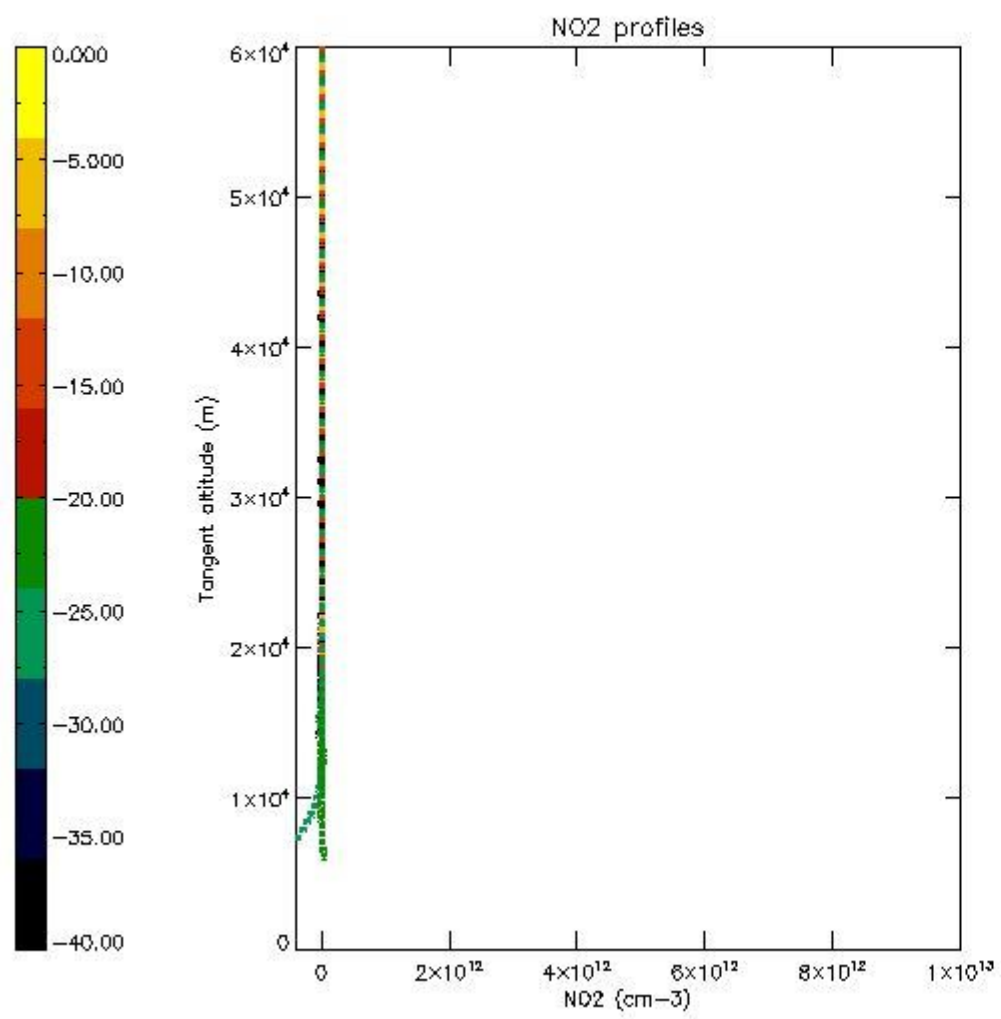
*5.5 Plot ozone profiles where STD < 5% (dark without errors)*

The colorbar represents the latitude.



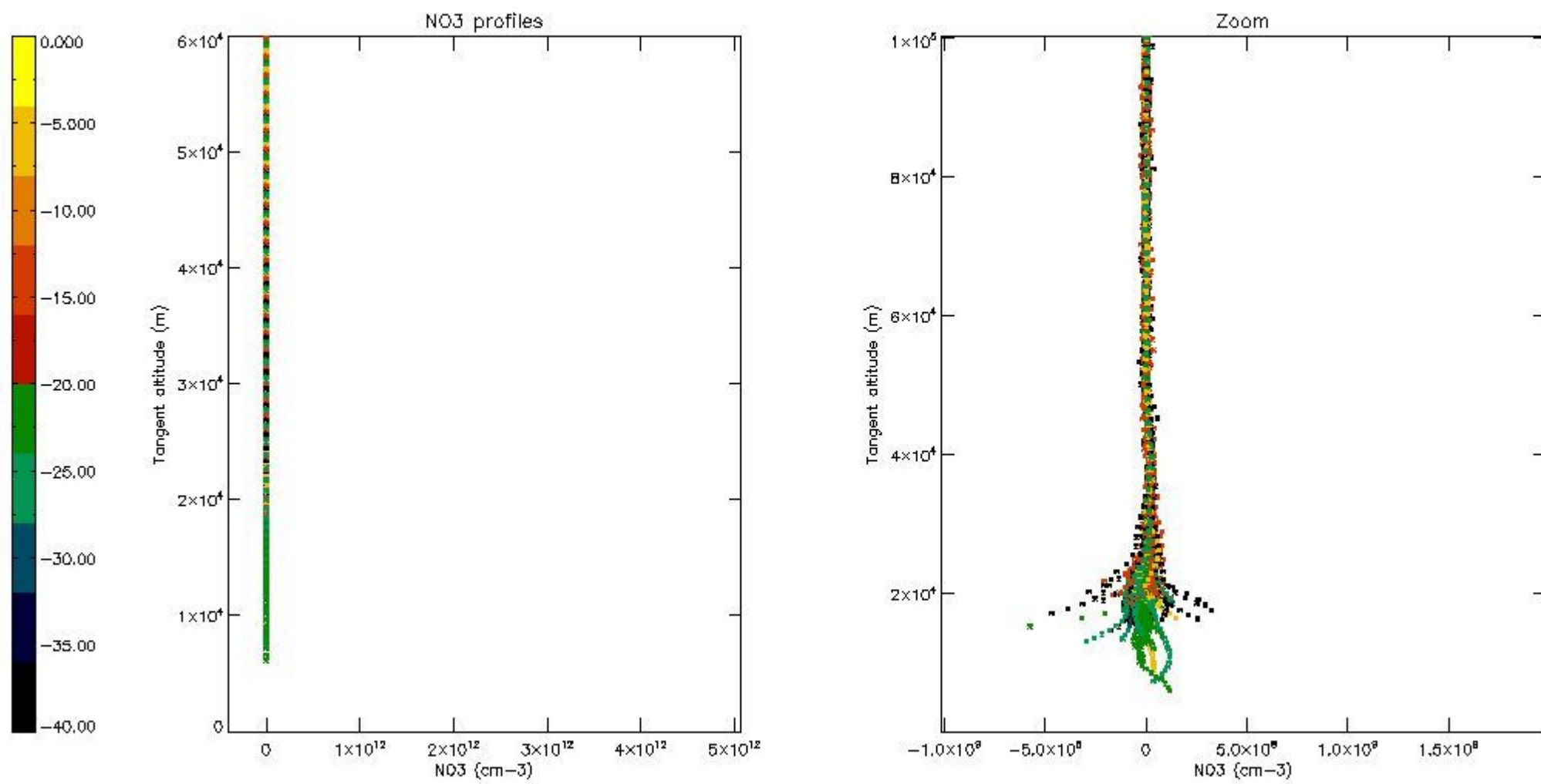
*5.6 Plot NO<sub>2</sub> profiles for all STD (dark without errors)*

The colorbar represents the latitude.



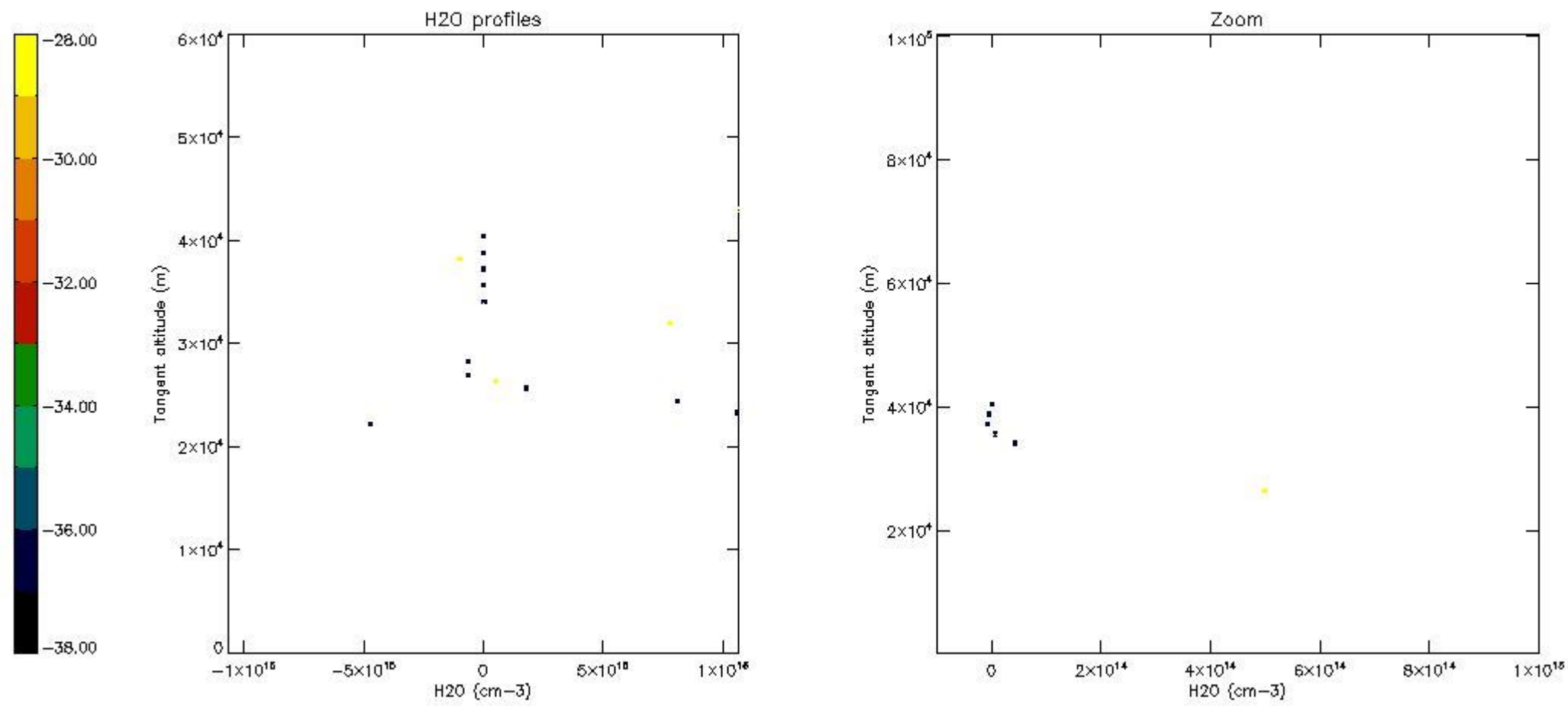
*5.7 Plot NO3 profiles for all STD (dark without errors)*

The colorbar represents the latitude.



*5.8 Plot H2O profiles for all STD (only for occultations of stars 1,2,3,4,13,14,16,26,63 dark without errors)*

The colorbar represents the latitude.

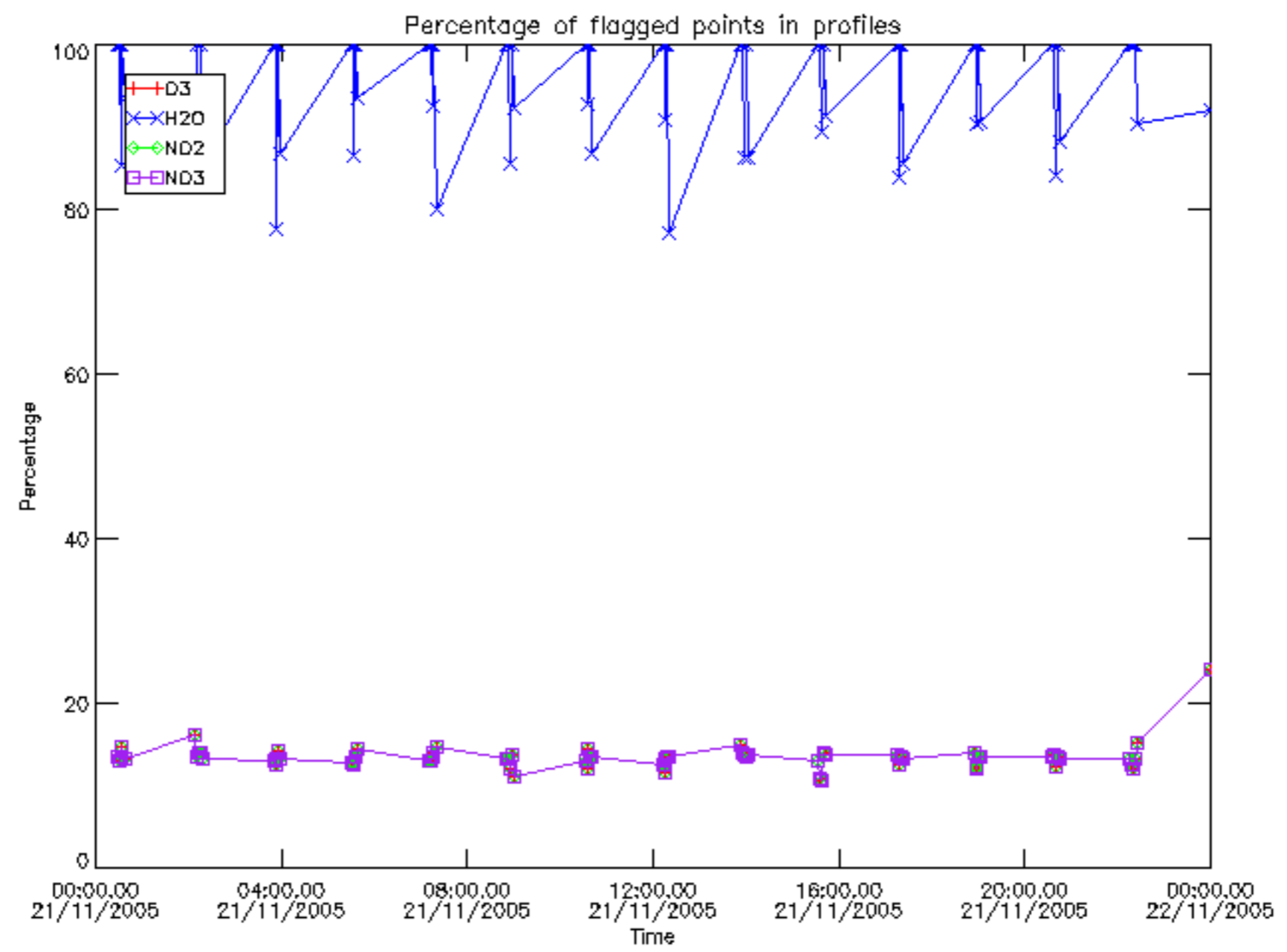


## 6. Auxiliary Data Files used for the production reported in section 2

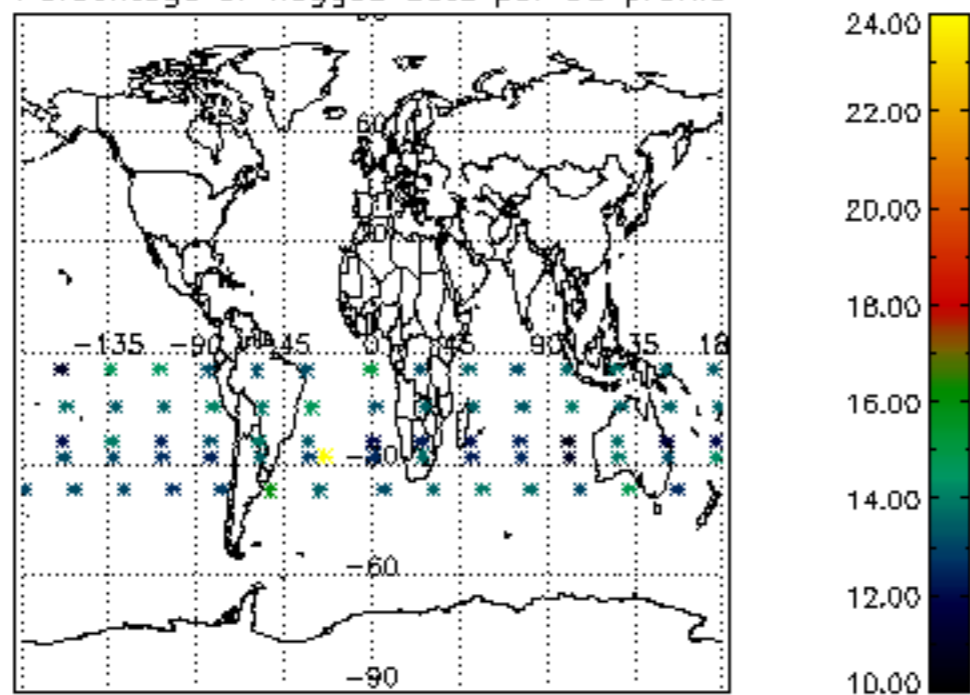
The number reported in the third column indicates since which file (see list in section 2) the corresponding auxiliary file has been used. The fourth column is the date of those product files.

Type	Auxiliary Filename	Used since product	Used since product date
INST_PHYS_CHARACTERISTICS	GOM_INS_AXVIEC20091111_143220_20030716_120000_20500101_000000	1	21-NOV-2005 00:00:13
LEVEL-2_PROC_CONFIG	GOM_PR2_AXVIEC20091111_152718_20020301_000000_20500101_000000	1	21-NOV-2005 00:00:13
CROSS_SECTIONS_FILE	GOM_CRS_AXVIEC20091111_154832_20020301_000000_20500101_000000	1	21-NOV-2005 00:00:13

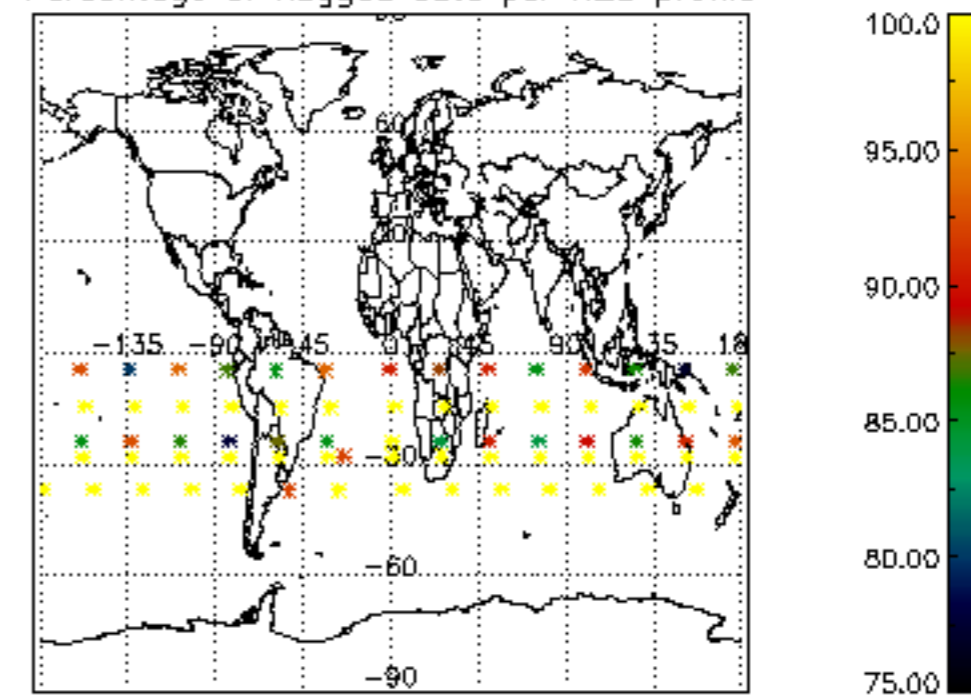




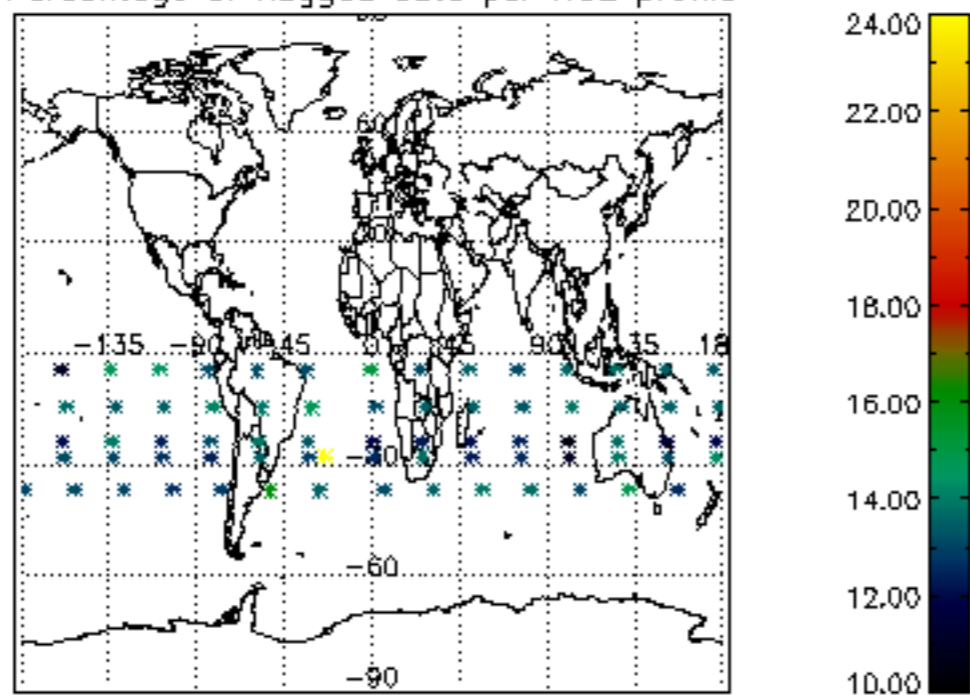
Percentage of flagged data per D3 profile



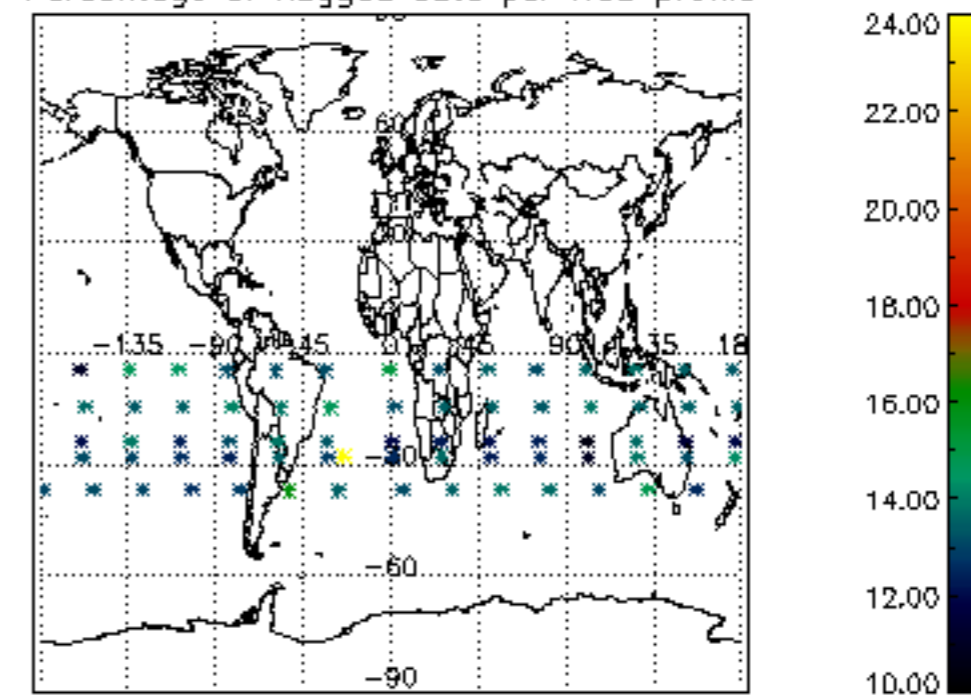
Percentage of flagged data per H2O profile

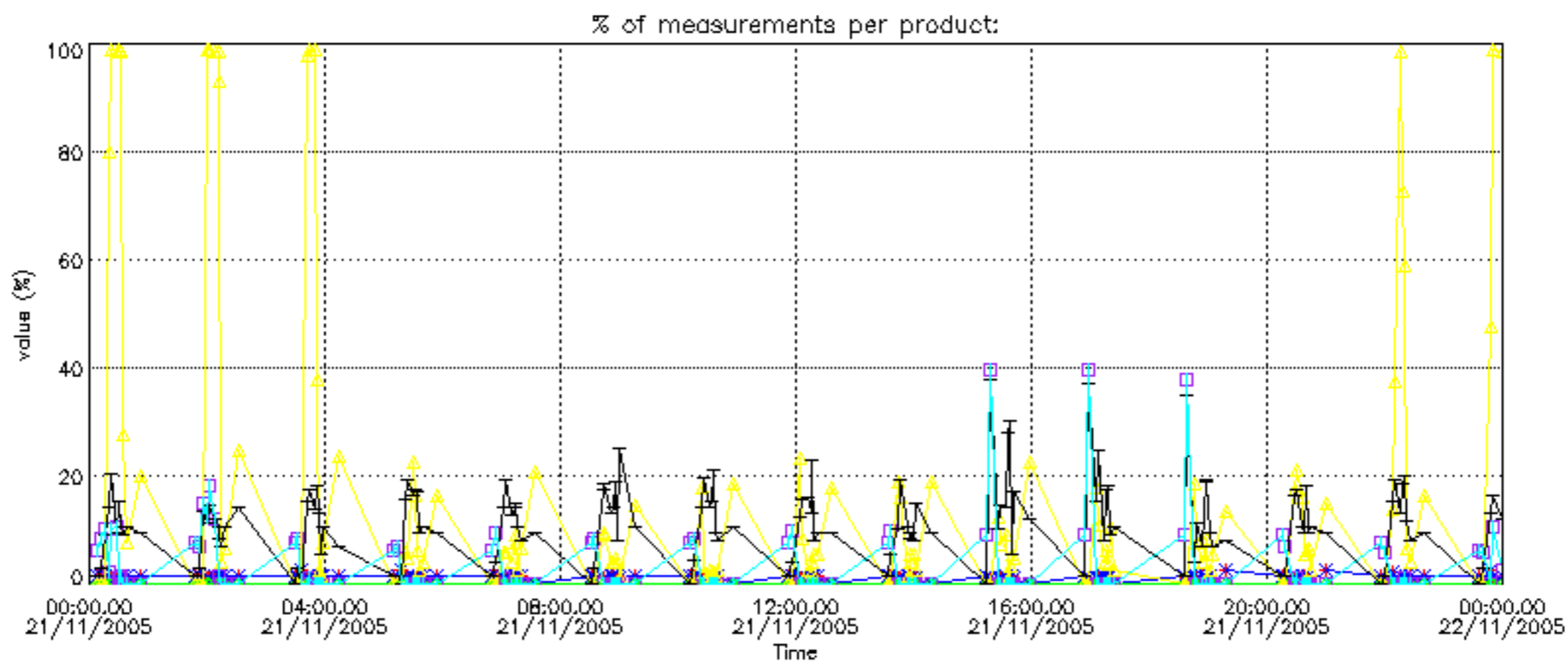


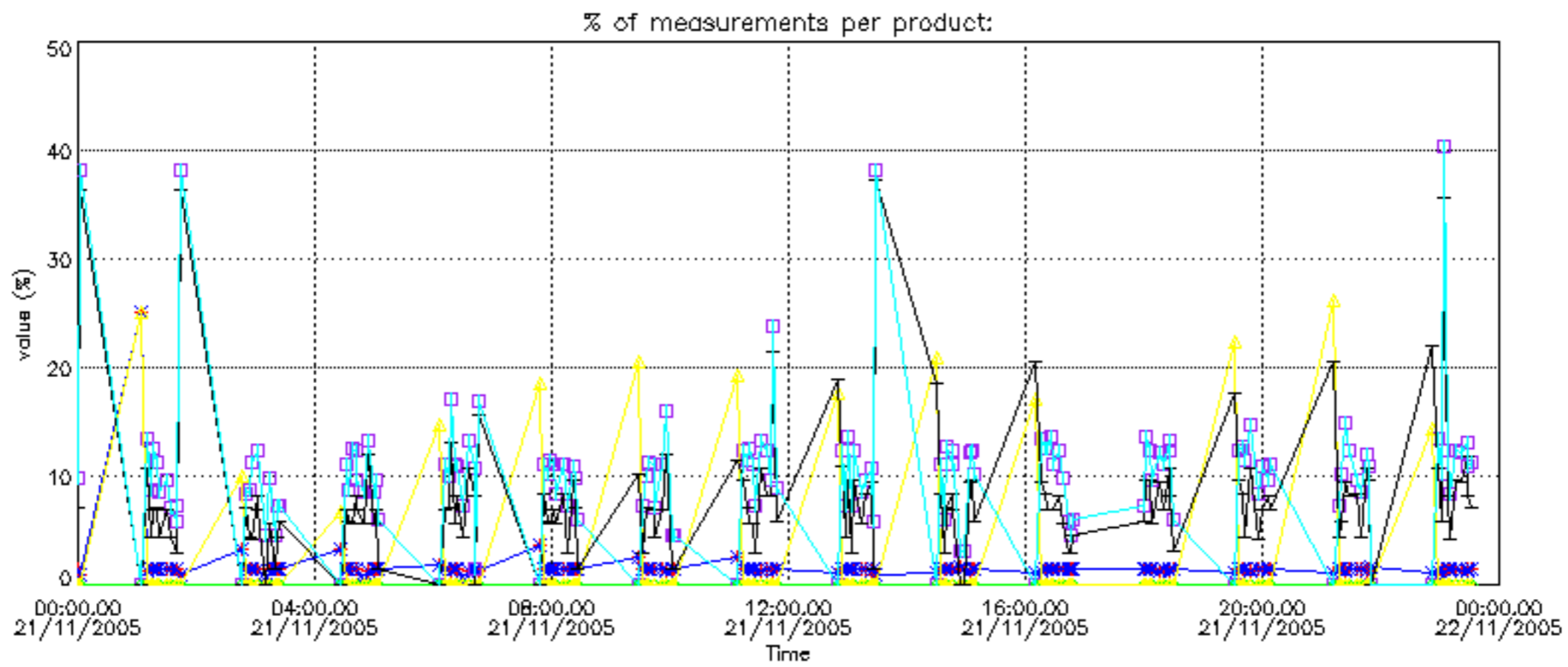
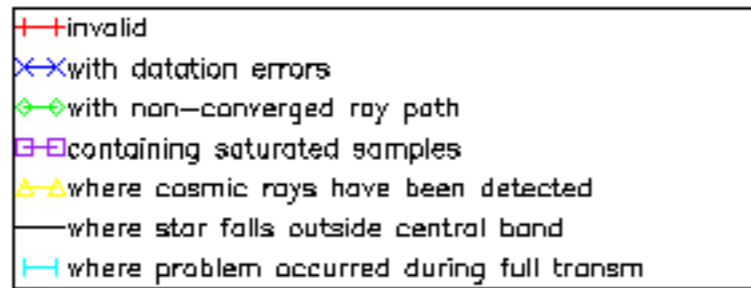
Percentage of flagged data per NO2 profile



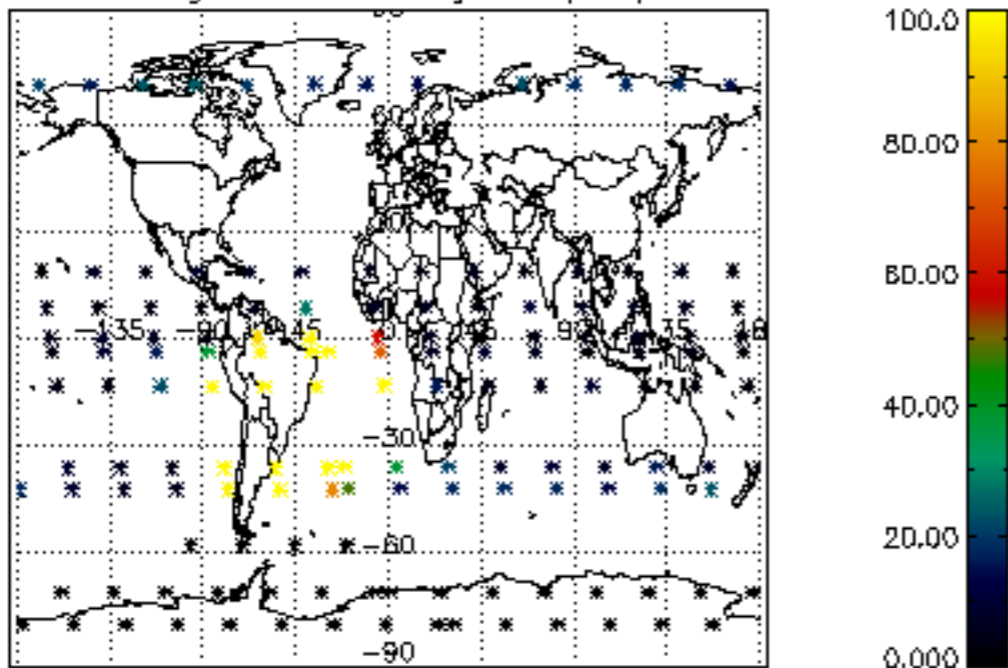
Percentage of flagged data per NO3 profile



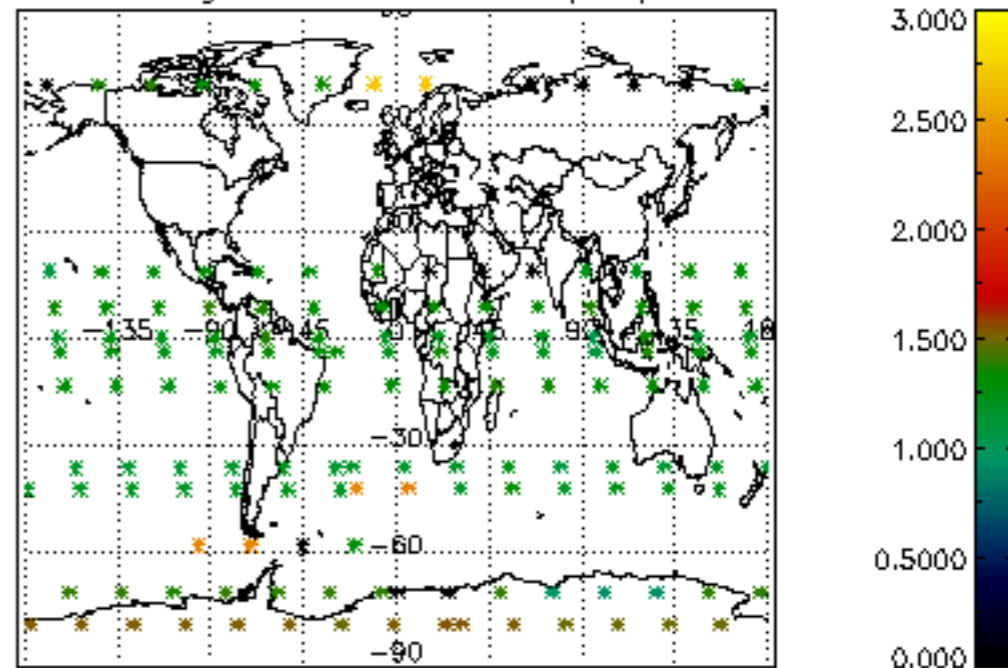




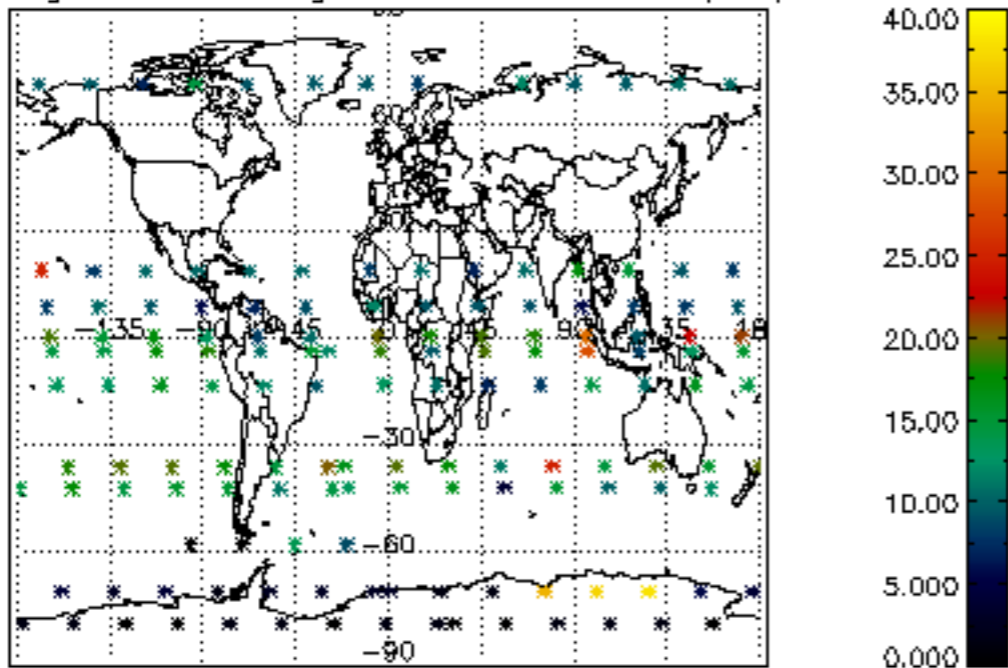
Percentage of cosmic ray hits per profile



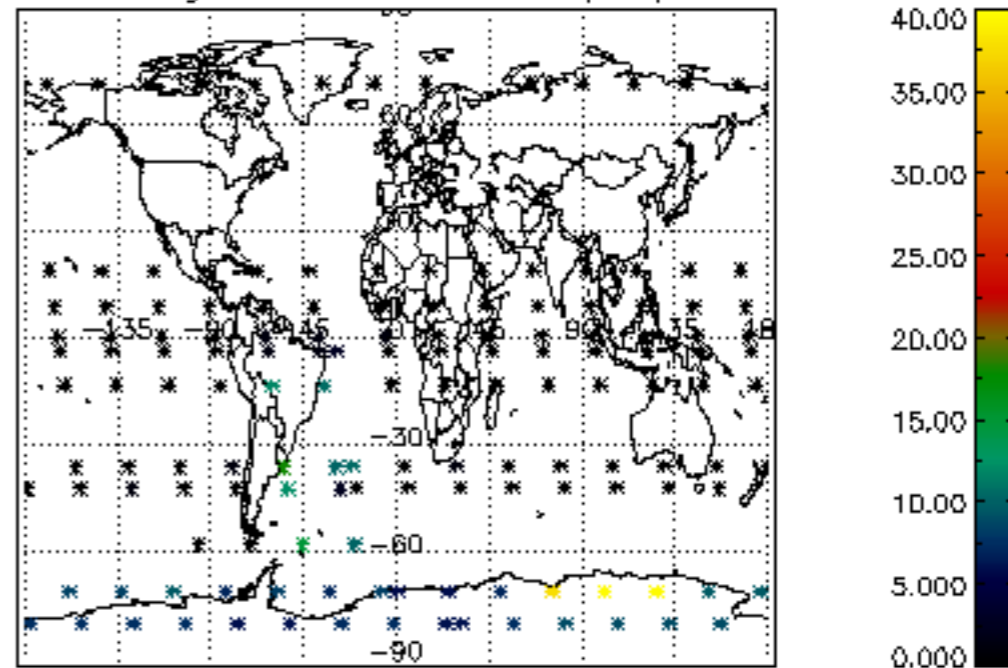
Percentage of datation errors per profile



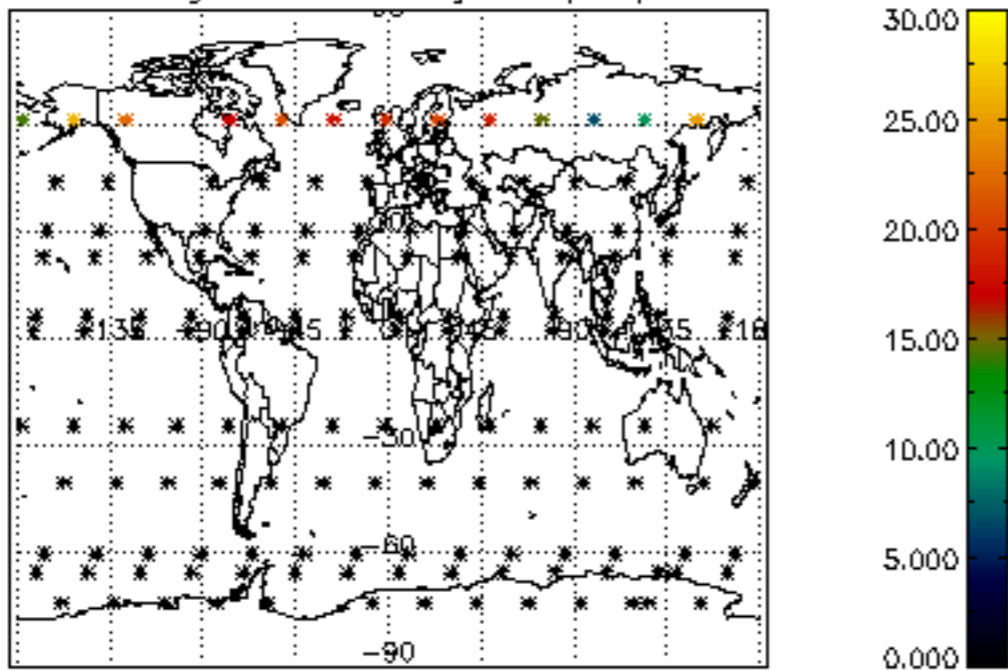
Percentage of star falling outside central band per profile



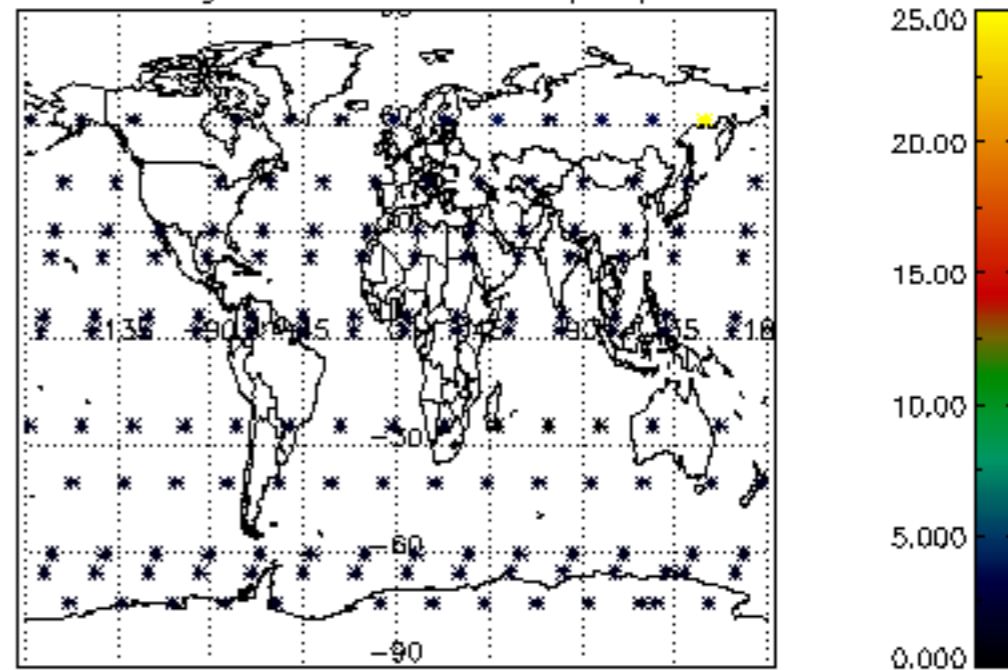
Percentage of saturation errors per profile



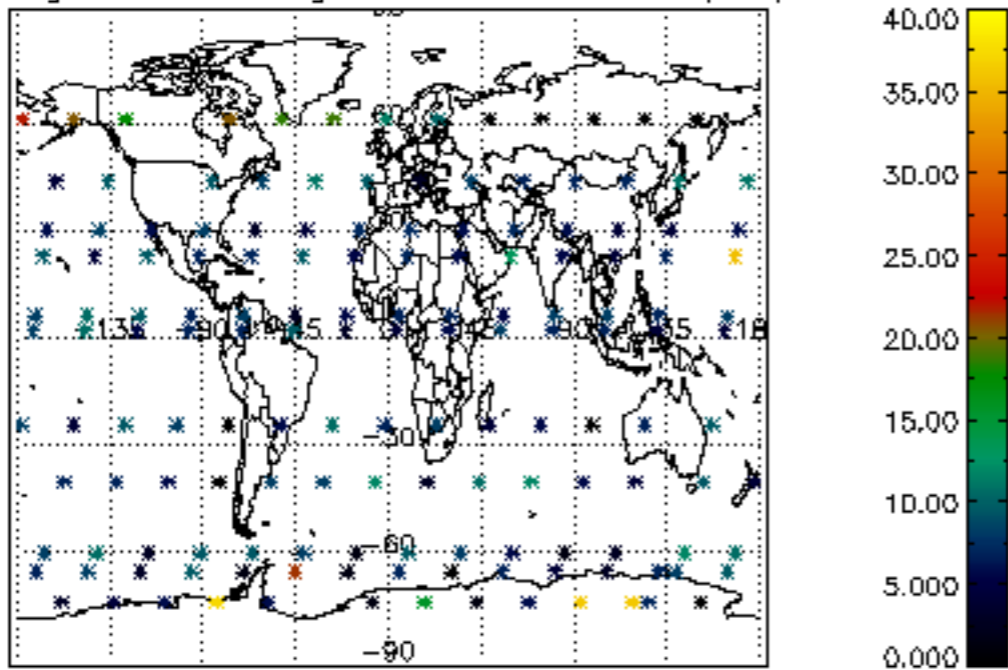
Percentage of cosmic ray hits per profile



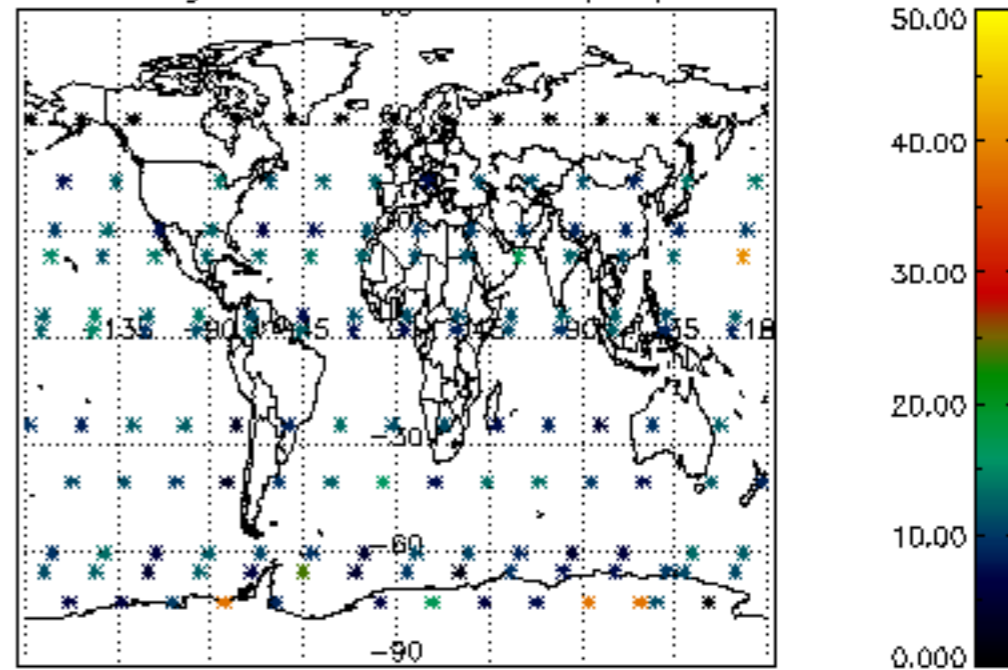
Percentage of datation errors per profile

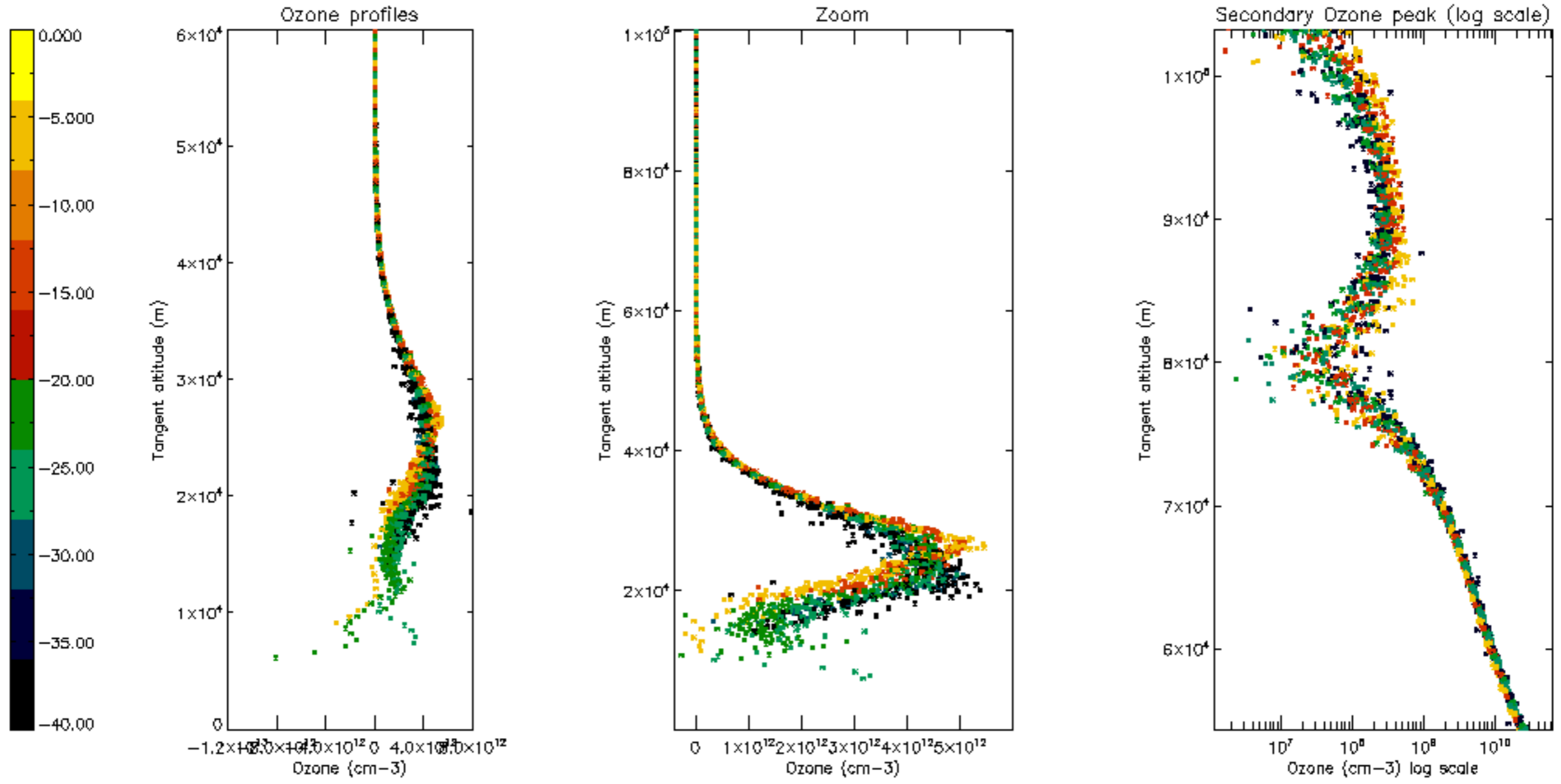


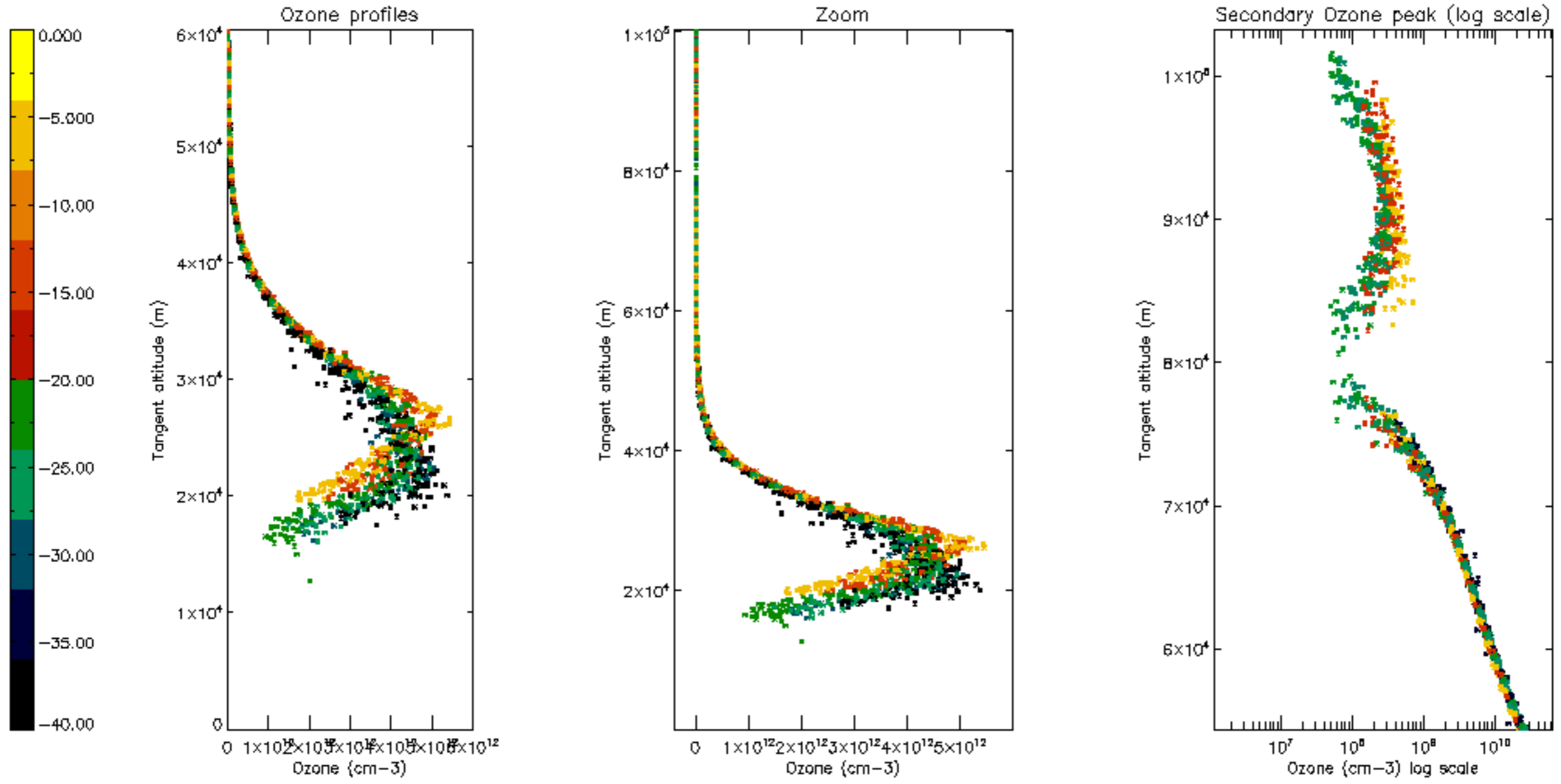
Percentage of star falling outside central band per profile



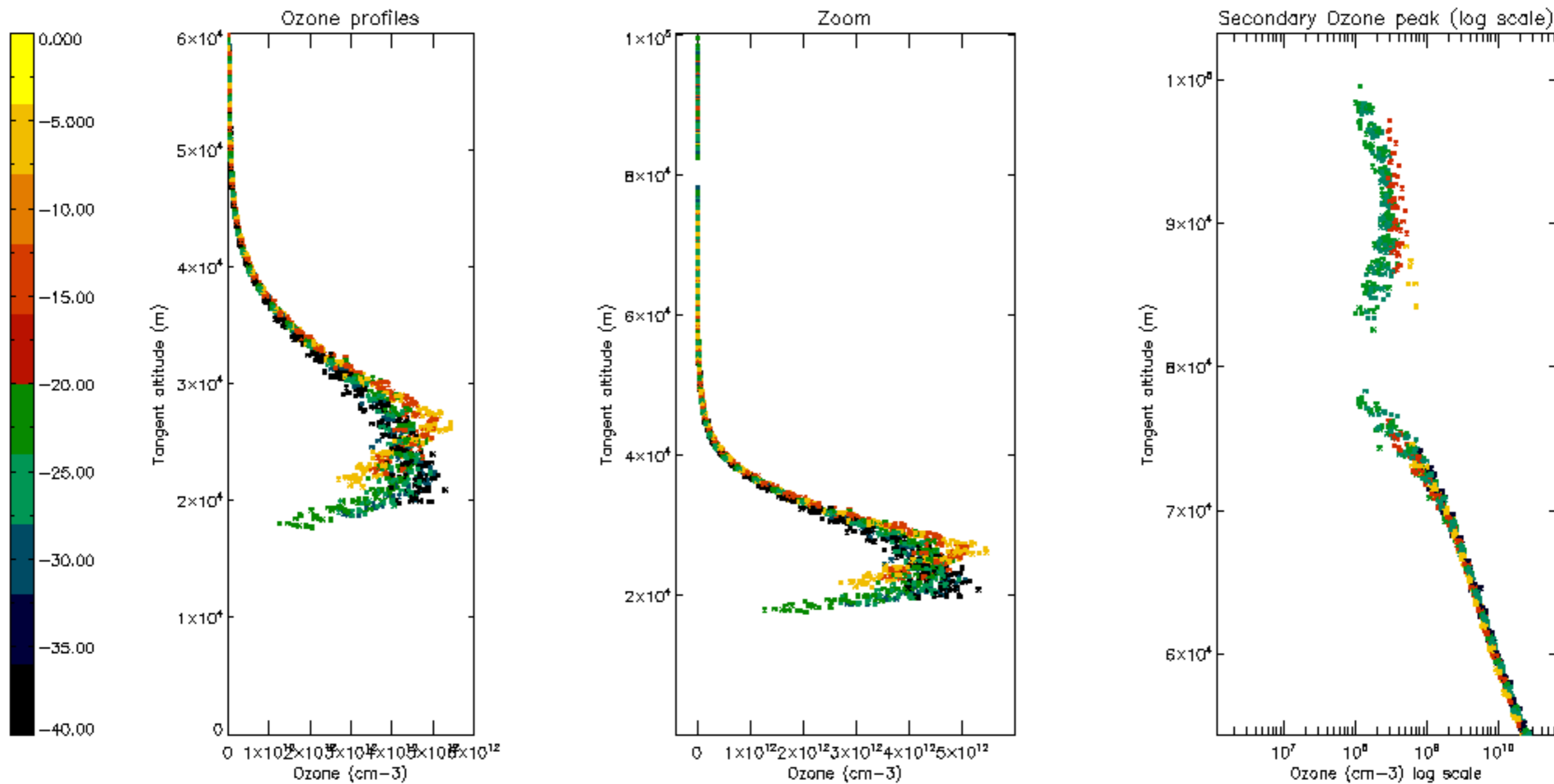
Percentage of saturation errors per profile

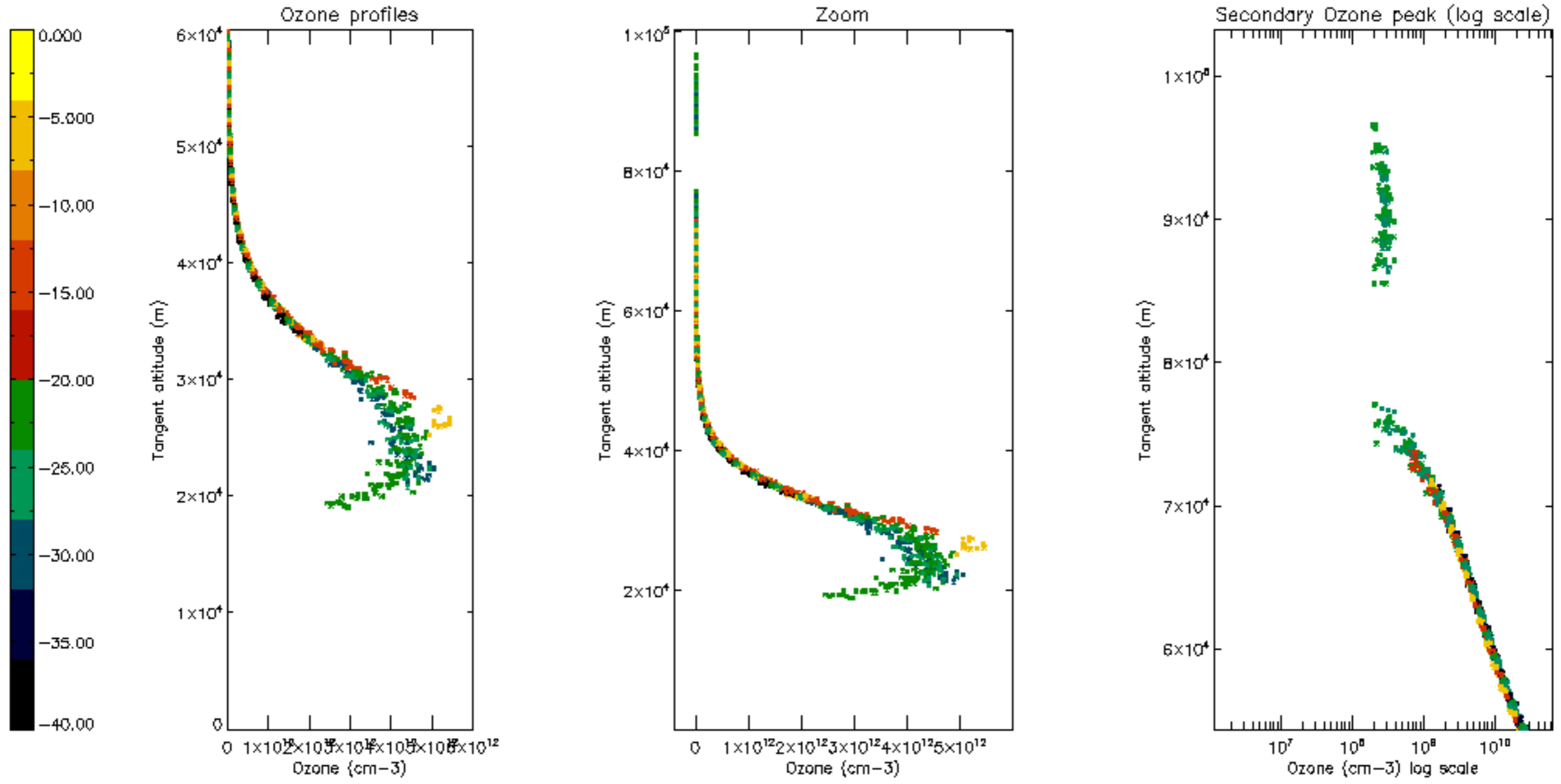


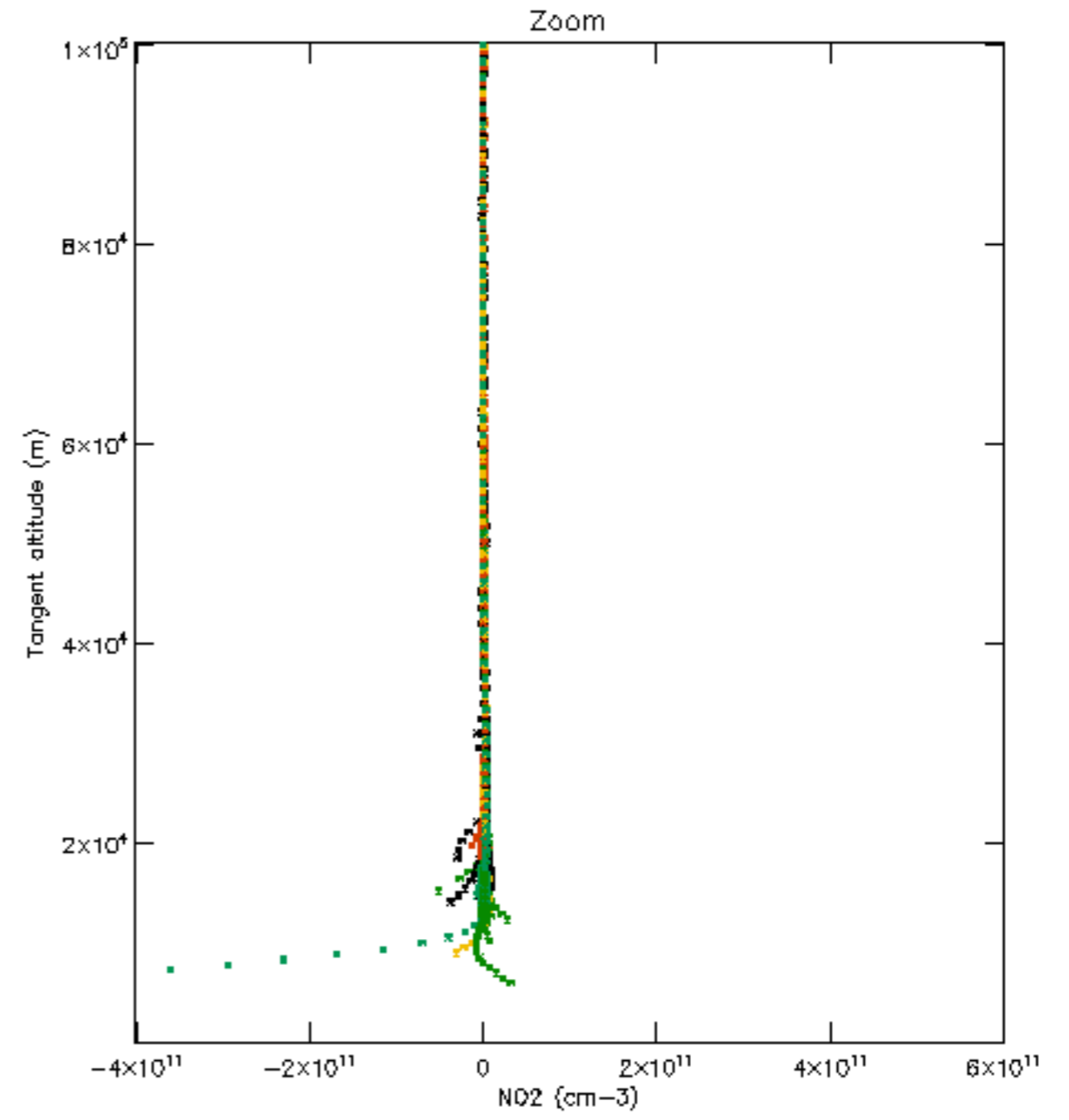
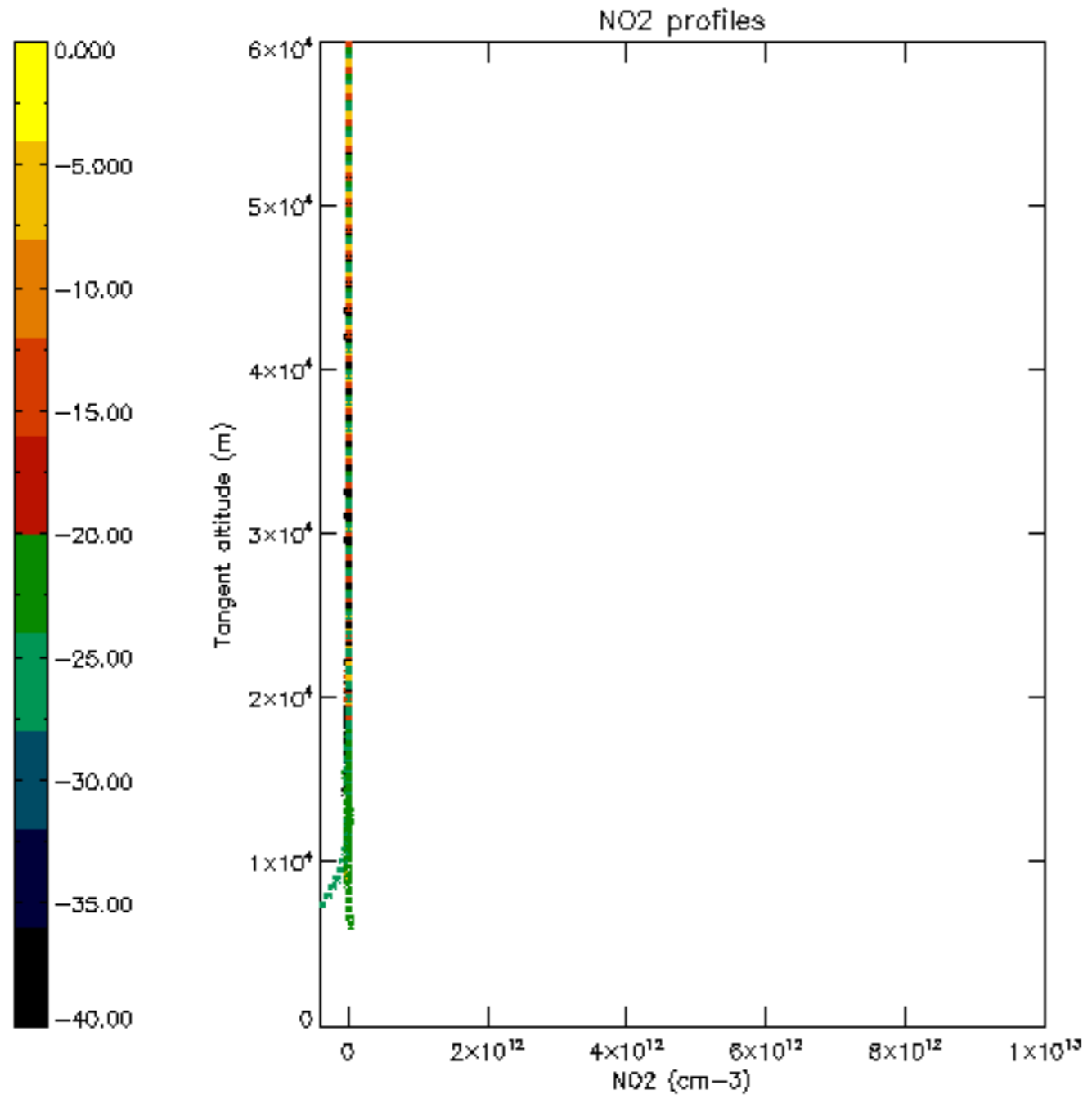


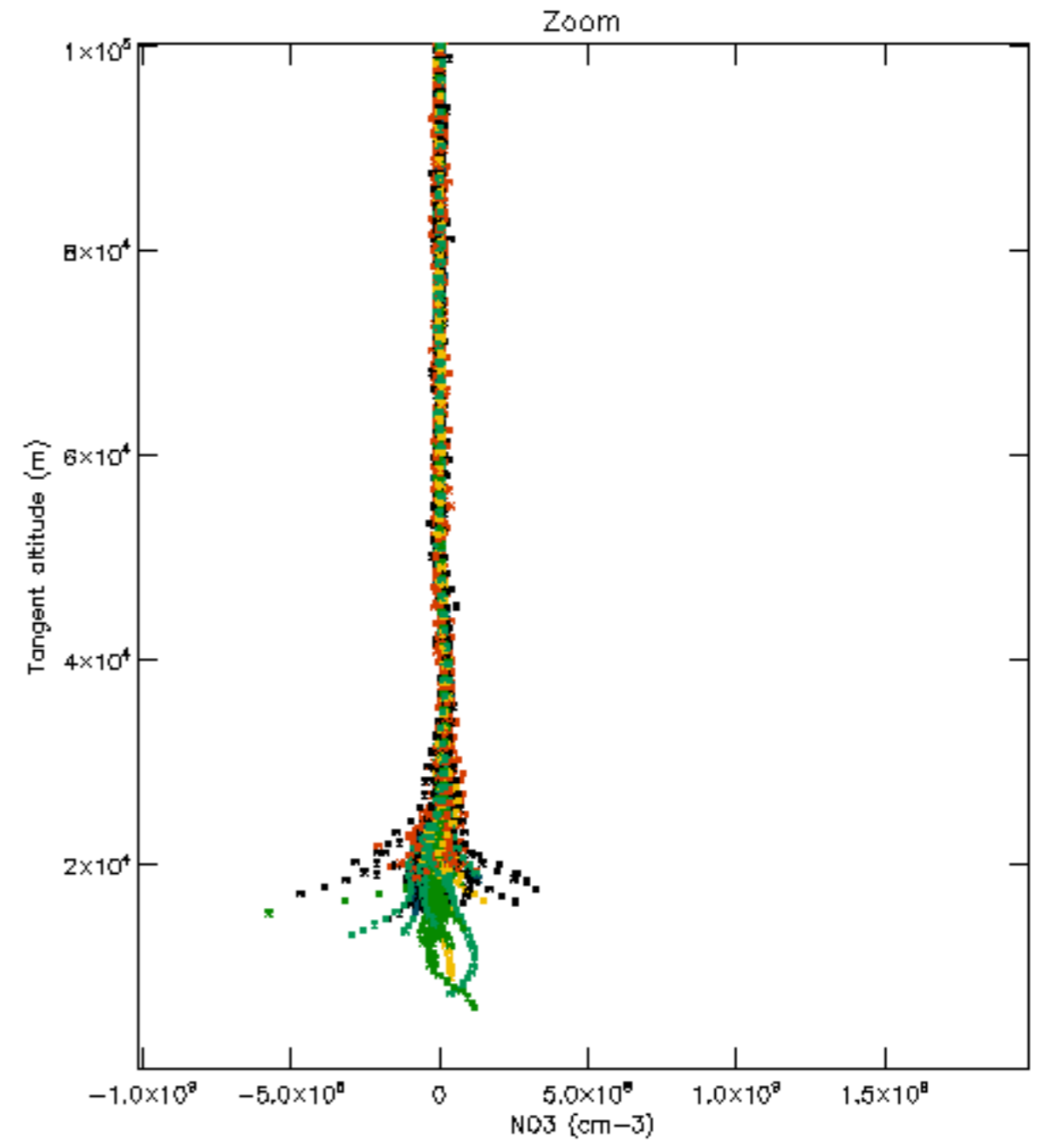
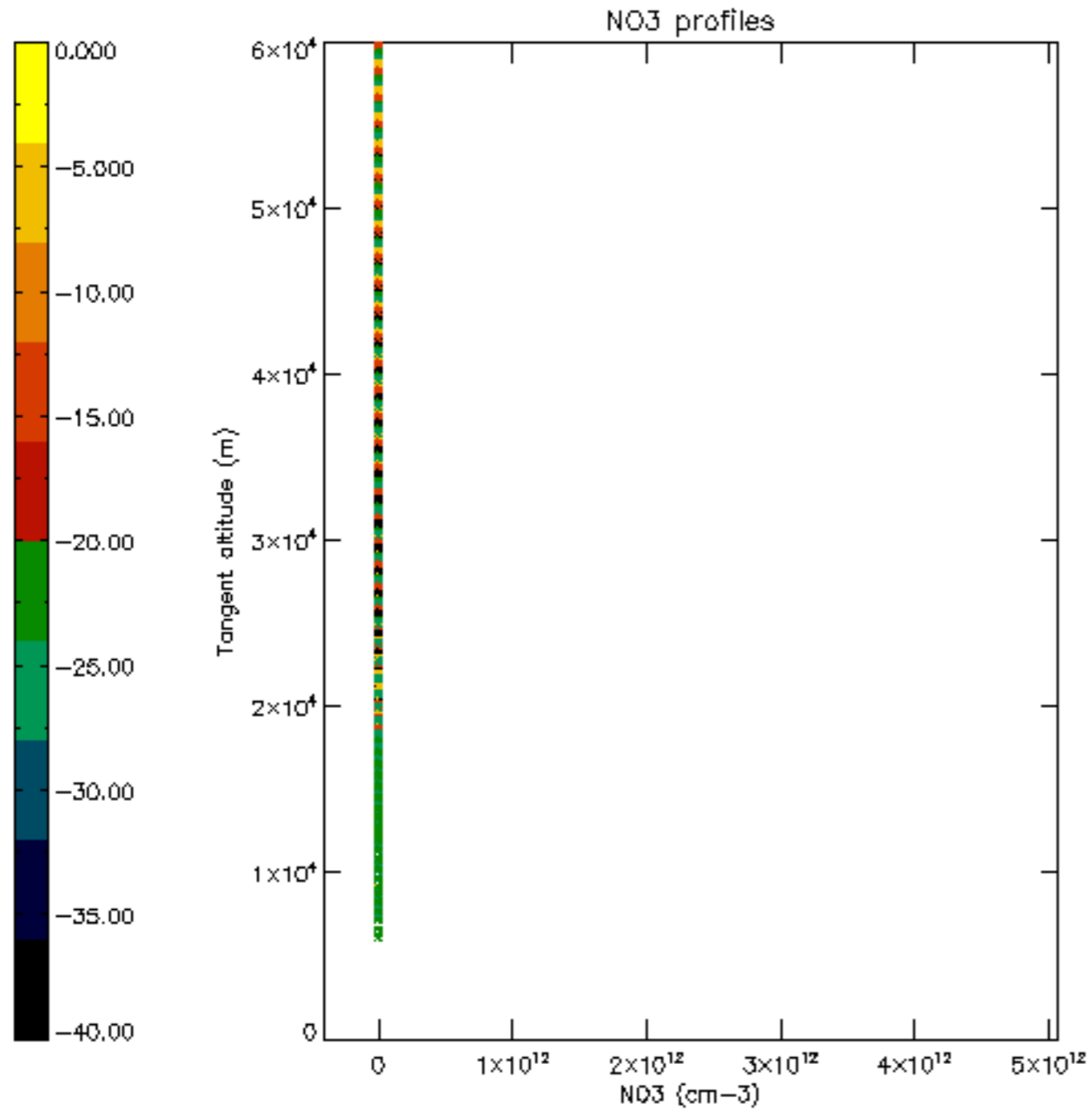




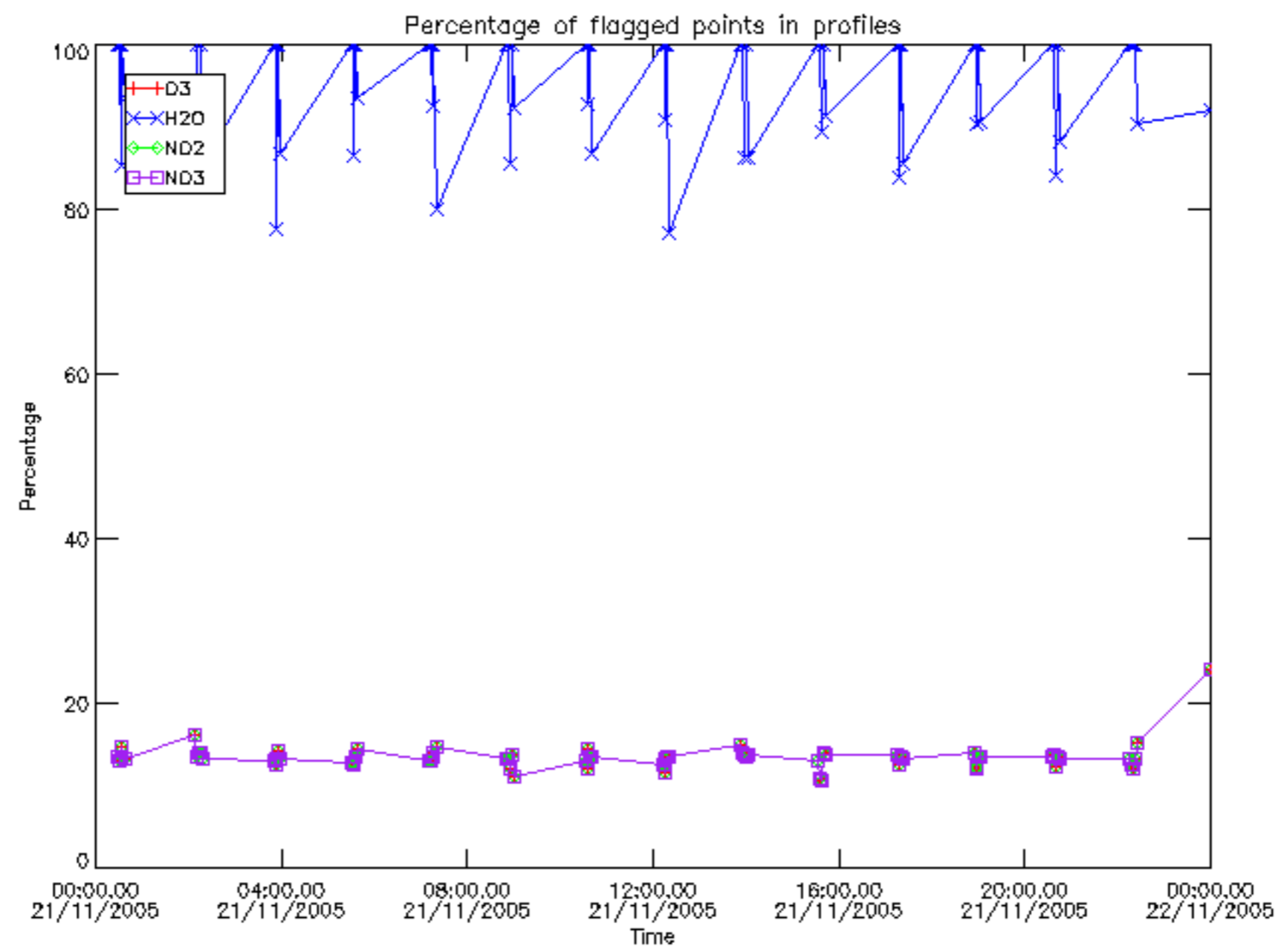




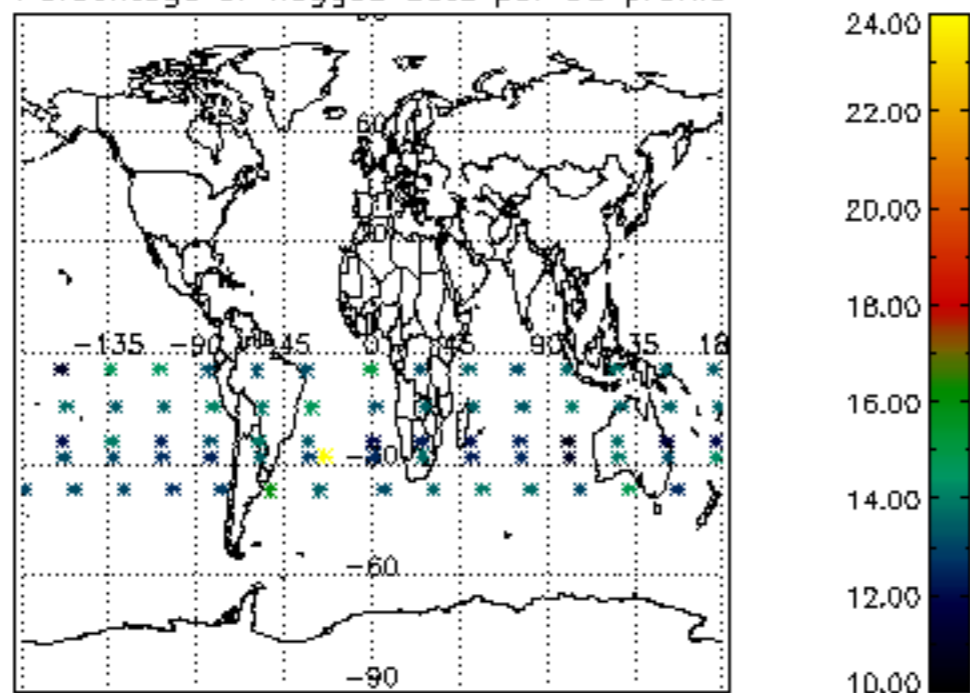




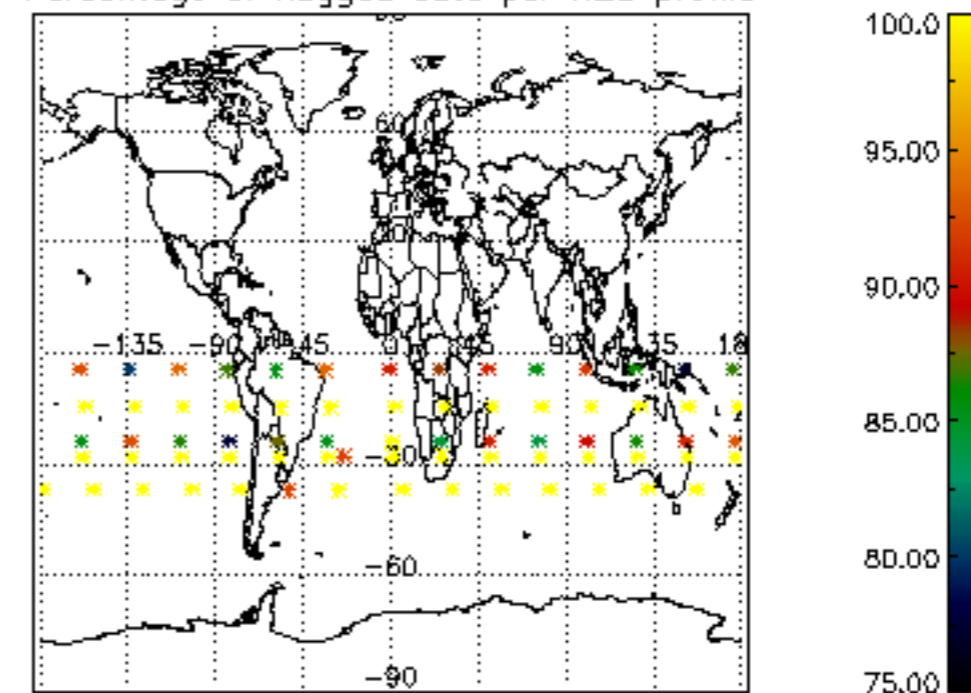




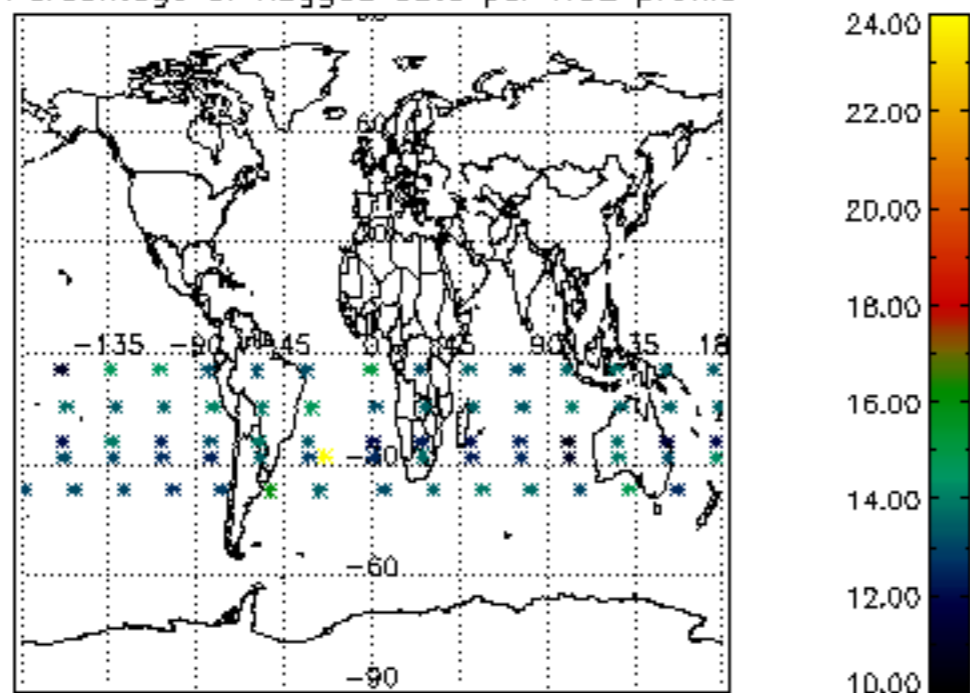
Percentage of flagged data per D3 profile



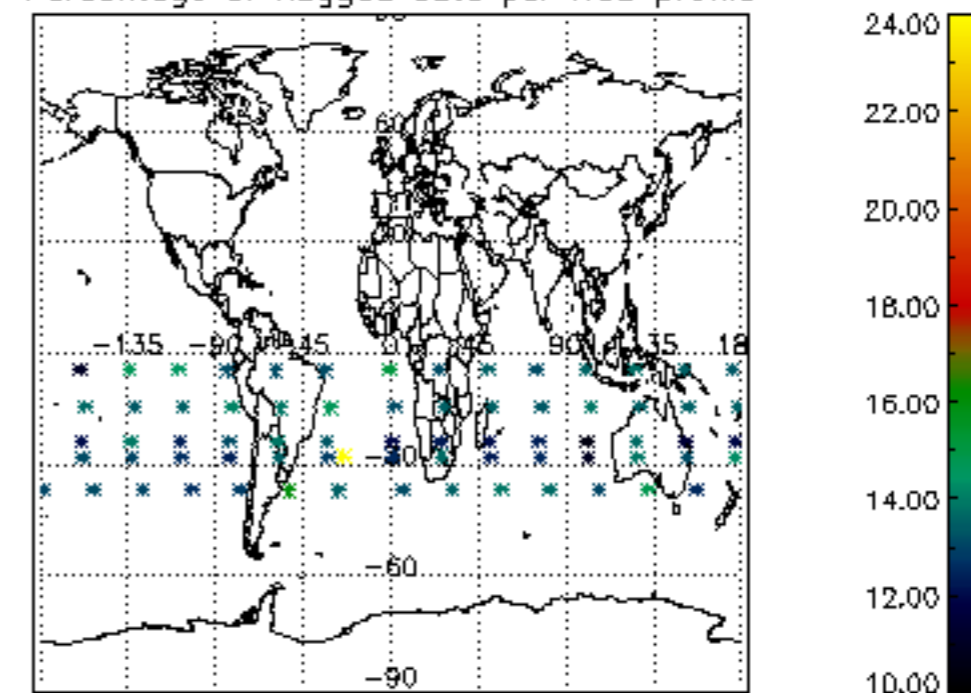
Percentage of flagged data per H2O profile

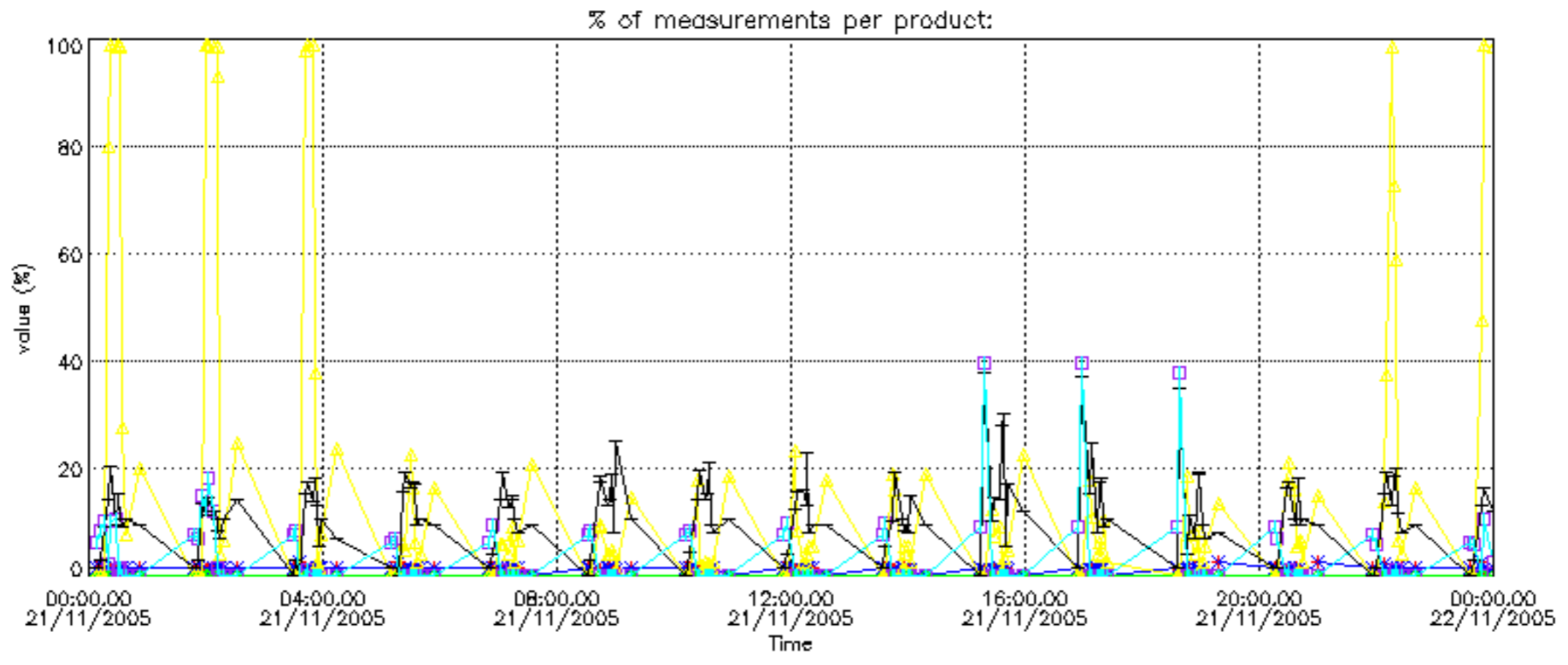


Percentage of flagged data per NO2 profile

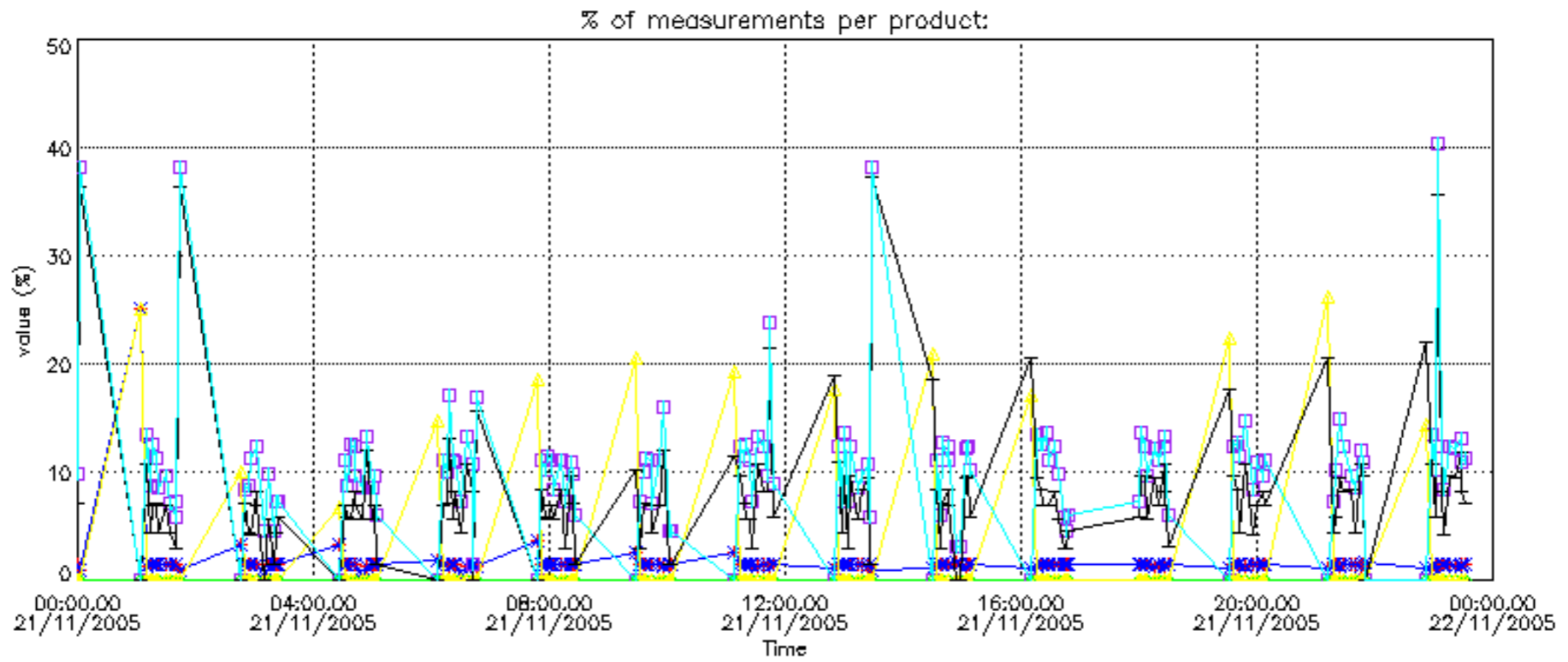


Percentage of flagged data per NO3 profile

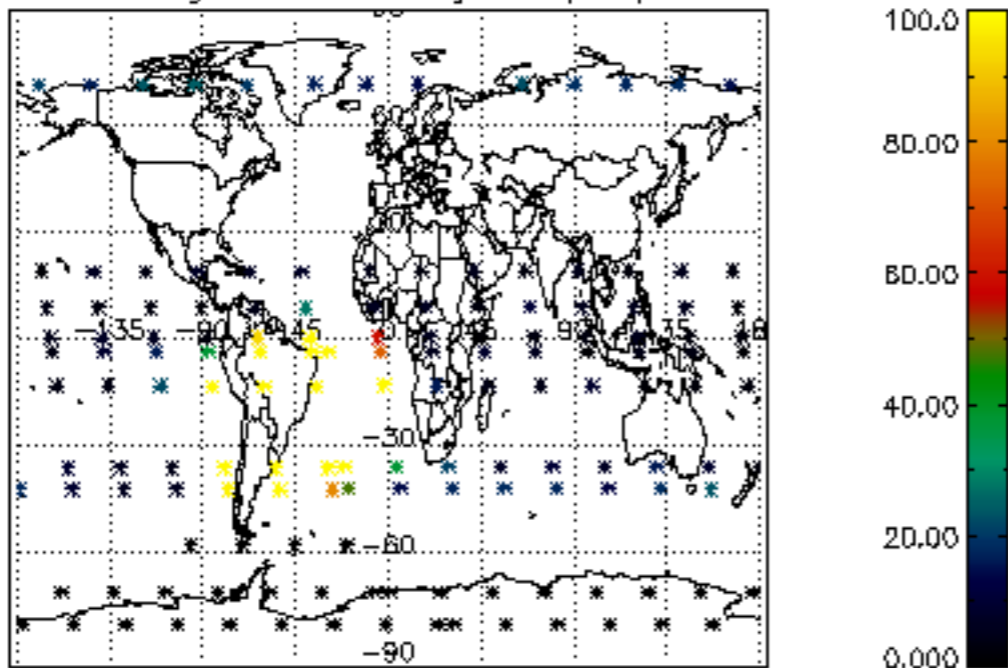




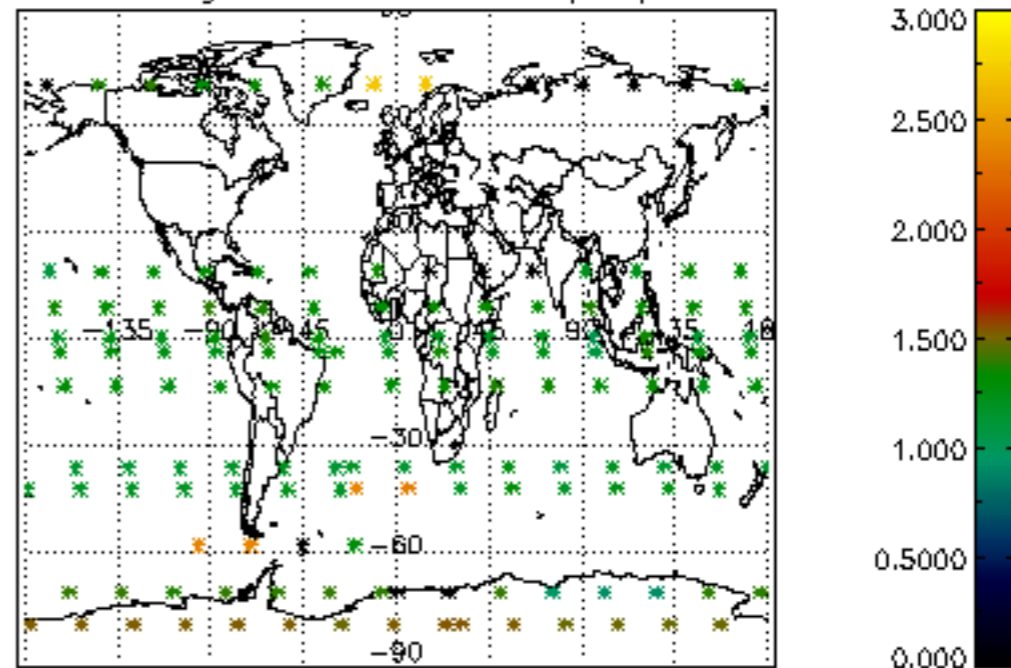




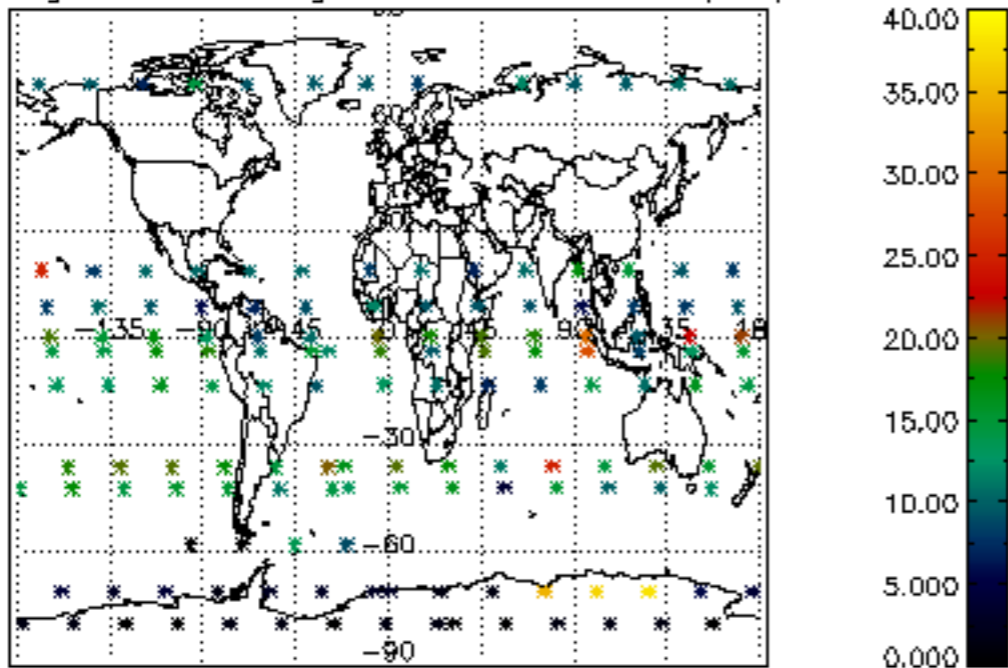
Percentage of cosmic ray hits per profile



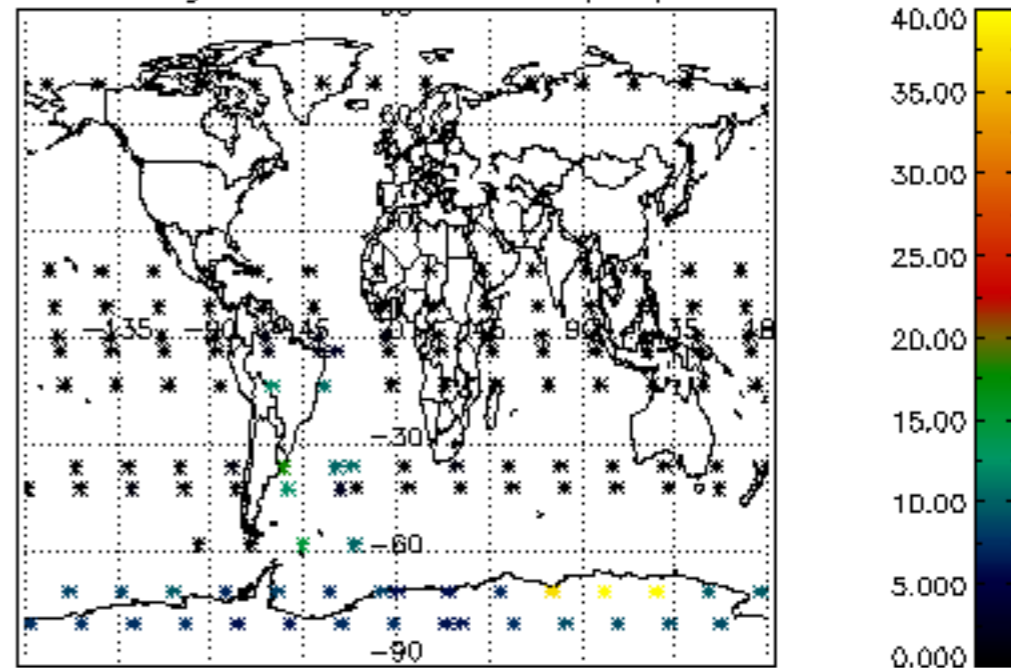
Percentage of datation errors per profile



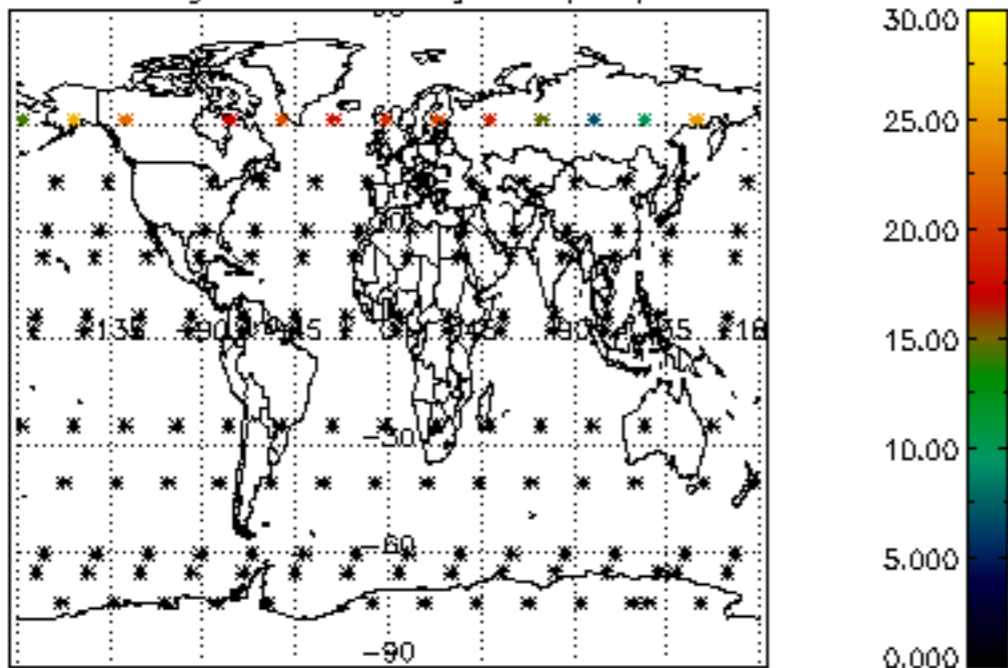
Percentage of star falling outside central band per profile



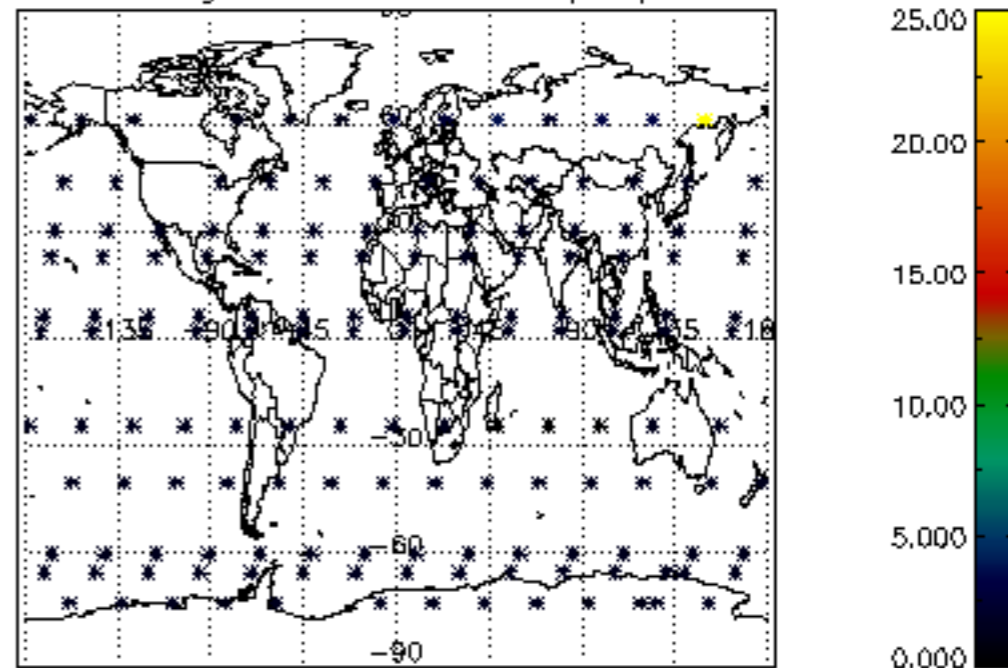
Percentage of saturation errors per profile



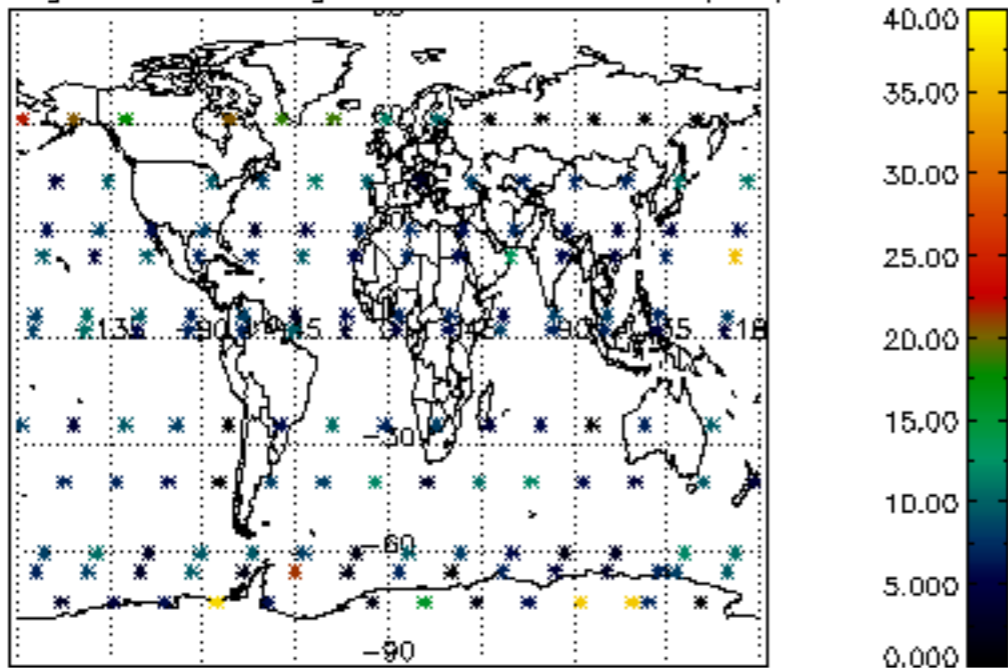
Percentage of cosmic ray hits per profile



Percentage of datation errors per profile



Percentage of star falling outside central band per profile



Percentage of saturation errors per profile

