

# GOMOS Level 2 Daily Report

## SUMMARY

### [1. General Info](#)

### [2. Summary of processed GOM\\_NL\\_2P products](#)

### [3. Level 2 Quality information per product](#)

#### [3.1 Plot of level 2 quality information per product \(time dependant\)](#)

#### [3.2 Plot of level 2 quality information per product \(world map\)](#)

### [4. Level 1 Quality information per product \(stored on level 2 products\)](#)

#### [4.1 Plot of level 1 quality information per product \(time dependant\)](#)

##### [4.1.1 Plot of level 1 quality information per product \(time dependant\): ASCENDING](#)

##### [4.1.2 Plot of level 1 quality information per product \(time dependant\): DESCENDING](#)

#### [4.2 Plot of level 1 quality information per product \(world map\)](#)

##### [4.2.1 Plot of level 1 quality information per product \(world map\): ASCENDING](#)

##### [4.2.2 Plot of level 1 quality information per product \(world map\): DESCENDING](#)

### [5. Ozone profiles based on quality statistics and other trace gas profiles](#)

#### [5.1 Ozone statistics based on quality of products](#)

#### [5.2 Plot ozone profiles for all STD \(dark without errors\)](#)

#### [5.3 Plot ozone profiles where STD < 20% \(dark without errors\)](#)

#### [5.4. Plot ozone profiles where STD < 10% \(dark without errors\)](#)

#### [5.5. Plot ozone profiles where STD < 5% \(dark without errors\)](#)

#### [5.6 Plot NO2 profiles for all STD \(dark without errors\)](#)

#### [5.7 Plot NO3 profiles for all STD \(dark without errors\)](#)

#### [5.8 Plot H2O profiles \(only for occultations of stars 1,2,3,4,13,14,16,26,63 dark without errors\) for all STD](#)

### [6. Auxiliary Data Files used for the production reported in section 2](#)

This report presents the daily analysis on parameters extracted from GOMOS level 2 data (GOM\_NL\_\_2P). It is intended to monitor some important parameters that will impact the quality of these products. A list of level 2 products (and content) that have arrived during the reporting day to the PCF is also given.

Item	Value
Time of report generation	18APR2013 12:18:58
Data source version	GOMOS/6.01
Start time of products	07-11-2005 (07NOV2005 00:00:00)
Stop time of products	08-11-2005 (08NOV2005 00:00:00)
Store outputs in DB	Yes
Nb of level 2 prods	197
Nb of prods with errors	0

## 2. Summary of processed GOM\_NL\_\_2P products.

Nr	Filename	UTC Start time	Limb	Duration	Star Id	Star Name	Star Mag	Star Temp	Nb Meas	Orbit	Prod. error
1	GOM_NL__2PRFIN20051107_000925_000000382042_00188_19280_8255.N1	07-NOV-2005 00:09:25	Bright	37.500	105	6Bet Ari	2.6450	8900.0	75	19280	No
2	GOM_NL__2PRFIN20051107_001336_000000372042_00188_19280_8256.N1	07-NOV-2005 00:13:36	Bright	36.500	53	43Bet And	2.0480	3300.0	73	19280	No
3	GOM_NL__2PRFIN20051107_001933_000000342042_00188_19280_8257.N1	07-NOV-2005 00:19:33	Bright	33.500	68	18Alp Cas	2.2250	4500.0	67	19280	No
4	GOM_NL__2PRFIN20051107_002844_000000342042_00188_19280_8258.N1	07-NOV-2005 00:28:44	Bright	33.500	49	1Alp UMi	1.9900	6300.0	67	19280	No
5	GOM_NL__2PRFIN20051107_003248_000000382042_00188_19280_8259.N1	07-NOV-2005 00:32:48	Bright	37.500	60	7Bet UMi	2.0810	3950.0	75	19280	No
6	GOM_NL__2PRFIN20051107_003836_000000372042_00188_19280_8260.N1	07-NOV-2005 00:38:36	Bright	36.500	32	77Eps UMa	1.7630	11000.	73	19280	No
7	GOM_NL__2PRFIN20051107_004002_000000352042_00188_19280_8261.N1	07-NOV-2005 00:40:02	Bright	35.000	39	85Eta UMa	1.8540	24000.	70	19280	No
8	GOM_NL__2PRFIN20051107_004335_000000352042_00188_19280_8262.N1	07-NOV-2005 00:43:35	Bright	34.500	152	12Alp2CVn	2.8900	11000.	69	19280	No
9	GOM_NL__2PRFIN20051107_011004_000000392042_00188_19280_8263.N1	07-NOV-2005 01:10:04	Dark	38.500	113	Mu Vel	2.6920	5000.0	77	19280	No
10	GOM_NL__2PRFIN20051107_011327_000000372042_00189_19281_8251.N1	07-NOV-2005 01:13:27	Dark	37.000	124	The Car	2.7640	30000.	74	19281	No
11	GOM_NL__2PRFIN20051107_011646_000000422042_00189_19281_8252.N1	07-NOV-2005 01:16:46	Dark	41.500	41	Eps Car	1.8600	4100.0	83	19281	No
12	GOM_NL__2PRFIN20051107_012652_000000382042_00189_19281_8253.N1	07-NOV-2005 01:26:52	Dark	37.500	143	Alp Hyi	2.8570	7200.0	75	19281	No
13	GOM_NL__2PRFIN20051107_013145_000000392042_00189_19281_8254.N1	07-NOV-2005 01:31:45	Straylight	38.500	157	The1Eri	2.9060	9300.0	77	19281	No
14	GOM_NL__2PRFIN20051107_015001_000000392042_00189_19281_8255.N1	07-NOV-2005 01:50:01	Bright	38.500	105	6Bet Ari	2.6450	8900.0	77	19281	No
15	GOM_NL__2PRFIN20051107_015412_000000372042_00189_19281_8256.N1	07-NOV-2005 01:54:12	Bright	36.500	53	43Bet And	2.0480	3300.0	73	19281	No
16	GOM_NL__2PRFIN20051107_020009_000000382042_00189_19281_8257.N1	07-NOV-2005 02:00:09	Bright	38.000	68	18Alp Cas	2.2250	4500.0	76	19281	No
17	GOM_NL__2PRFIN20051107_020920_000000352042_00189_19281_8258.N1	07-NOV-2005 02:09:20	Bright	35.000	49	1Alp UMi	1.9900	6300.0	70	19281	No
18	GOM_NL__2PRFIN20051107_021324_000000362042_00189_19281_8259.N1	07-NOV-2005 02:13:24	Bright	35.500	60	7Bet UMi	2.0810	3950.0	71	19281	No
19	GOM_NL__2PRFIN20051107_021912_000000362042_00189_19281_8260.N1	07-NOV-2005 02:19:12	Bright	35.500	32	77Eps UMa	1.7630	11000.	71	19281	No
20	GOM_NL__2PRFIN20051107_022038_000000522042_00189_19281_8261.N1	07-NOV-2005 02:20:38	Bright	52.000	39	85Eta UMa	1.8540	24000.	104	19281	No
21	GOM_NL__2PRFIN20051107_022411_000000352042_00189_19281_8262.N1	07-NOV-2005 02:24:11	Bright	34.500	152	12Alp2CVn	2.8900	11000.	69	19281	No
22	GOM_NL__2PRFIN20051107_024915_000000392042_00189_19281_8263.N1	07-NOV-2005 02:49:15	Dark	39.000	99	Del Cen	2.5750	26000.	78	19281	No
23	GOM_NL__2PRFIN20051107_025041_000000392042_00189_19281_8264.N1	07-NOV-2005 02:50:41	Dark	39.000	113	Mu Vel	2.6920	5000.0	78	19281	No
24	GOM_NL__2PRFIN20051107_025403_000000362042_00190_19282_8251.N1	07-NOV-2005 02:54:03	Dark	36.000	124	The Car	2.7640	30000.	72	19282	No
25	GOM_NL__2PRFIN20051107_025722_000000432042_00190_19282_8252.N1	07-NOV-2005 02:57:22	Dark	42.500	41	Eps Car	1.8600	4100.0	85	19282	No
26	GOM_NL__2PRFIN20051107_030728_000000372042_00190_19282_8253.N1	07-NOV-2005 03:07:28	Dark	36.500	143	Alp Hyi	2.8570	7200.0	73	19282	No
27	GOM_NL__2PRFIN20051107_031222_000000402042_00190_19282_8254.N1	07-NOV-2005 03:12:22	Straylight	39.500	157	The1Eri	2.9060	9300.0	79	19282	No
28	GOM_NL__2PRFIN20051107_033037_000000382042_00190_19282_8255.N1	07-NOV-2005 03:30:37	Bright	37.500	105	6Bet Ari	2.6450	8900.0	75	19282	No
29	GOM_NL__2PRFIN20051107_033448_000000382042_00190_19282_8256.N1	07-NOV-2005 03:34:48	Bright	37.500	53	43Bet And	2.0480	3300.0	75	19282	No
30	GOM_NL__2PRFIN20051107_034045_000000352042_00190_19282_8257.N1	07-NOV-2005 03:40:45	Bright	35.000	68	18Alp Cas	2.2250	4500.0	70	19282	No
31	GOM_NL__2PRFIN20051107_034956_000000362042_00190_19282_8258.N1	07-NOV-2005 03:49:56	Bright	35.500	49	1Alp UMi	1.9900	6300.0	71	19282	No
32	GOM_NL__2PRFIN20051107_035400_000000322042_00190_19282_8259.N1	07-NOV-2005 03:54:00	Bright	32.000	60	7Bet UMi	2.0810	3950.0	64	19282	No
33	GOM_NL__2PRFIN20051107_035948_000000372042_00190_19282_8260.N1	07-NOV-2005 03:59:48	Bright	36.500	32	77Eps UMa	1.7630	11000.	73	19282	No
34	GOM_NL__2PRFIN20051107_040114_000000342042_00190_19282_8261.N1	07-NOV-2005 04:01:14	Bright	33.500	39	85Eta UMa	1.8540	24000.	67	19282	No
35	GOM_NL__2PRFIN20051107_042951_000000392042_00190_19282_8262.N1	07-NOV-2005 04:29:51	Dark	39.000	99	Del Cen	2.5750	26000.	78	19282	No
36	GOM_NL__2PRFIN20051107_043117_000000422042_00190_19282_8263.N1	07-NOV-2005 04:31:17	Dark	41.500	113	Mu Vel	2.6920	5000.0	83	19282	No
37	GOM_NL__2PRFIN20051107_043439_000000382042_00191_19283_8271.N1	07-NOV-2005 04:34:39	Dark	38.000	124	The Car	2.7640	30000.	76	19283	No
38	GOM_NL__2PRFIN20051107_043759_000000402042_00191_19283_8272.N1	07-NOV-2005 04:37:59	Dark	39.500	41	Eps Car	1.8600	4100.0	79	19283	No
39	GOM_NL__2PRFIN20051107_044804_000000402042_00191_19283_8273.N1	07-NOV-2005 04:48:04	Dark	39.500	143	Alp Hyi	2.8570	7200.0	79	19283	No
40	GOM_NL__2PRFIN20051107_045258_000000382042_00191_19283_8274.N1	07-NOV-2005 04:52:58	Straylight	38.000	157	The1Eri	2.9060	9300.0	76	19283	No
41	GOM_NL__2PRFIN20051107_051112_000000372042_00191_19283_8275.N1	07-NOV-2005 05:11:12	Bright	36.500	105	6Bet Ari	2.6450	8900.0	73	19283	No
42	GOM_NL__2PRFIN20051107_051524_000000362042_00191_19283_8276.N1	07-NOV-2005 05:15:24	Bright	36.000	53	43Bet And	2.0480	3300.0	72	19283	No

43	GOM_NL__2PRFIN20051107_052121_000000382042_00191_19283_8277.N1	07-NOV-2005 05:21:21	Bright	37.500	68	18Alp Cas	2.2250	4500.0	75	19283	No
44	GOM_NL__2PRFIN20051107_053032_000000362042_00191_19283_8278.N1	07-NOV-2005 05:30:32	Bright	35.500	49	1Alp UMi	1.9900	6300.0	71	19283	No
45	GOM_NL__2PRFIN20051107_053437_000000382042_00191_19283_8279.N1	07-NOV-2005 05:34:37	Bright	37.500	60	7Bet UMi	2.0810	3950.0	75	19283	No
46	GOM_NL__2PRFIN20051107_054024_000000372042_00191_19283_8280.N1	07-NOV-2005 05:40:24	Bright	36.500	32	77Eps UMa	1.7630	11000.	73	19283	No
47	GOM_NL__2PRFIN20051107_054151_000000362042_00191_19283_8281.N1	07-NOV-2005 05:41:51	Bright	35.500	39	85Eta UMa	1.8540	24000.	71	19283	No
48	GOM_NL__2PRFIN20051107_054523_000000382042_00191_19283_8282.N1	07-NOV-2005 05:45:23	Bright	38.000	152	12Alp2CVn	2.8900	11000.	76	19283	No
49	GOM_NL__2PRFIN20051107_061027_000000392042_00191_19283_8283.N1	07-NOV-2005 06:10:27	Dark	39.000	99	Del Cen	2.5750	26000.	78	19283	No
50	GOM_NL__2PRFIN20051107_061154_000000412042_00191_19283_8284.N1	07-NOV-2005 06:11:54	Dark	41.000	113	Mu Vel	2.6920	5000.0	82	19283	No
51	GOM_NL__2PRFIN20051107_061516_000000372042_00192_19284_8271.N1	07-NOV-2005 06:15:16	Dark	36.500	124	The Car	2.7640	30000.	73	19284	No
52	GOM_NL__2PRFIN20051107_061836_000000532042_00192_19284_8272.N1	07-NOV-2005 06:18:36	Dark	52.500	41	Eps Car	1.8600	4100.0	105	19284	No
53	GOM_NL__2PRFIN20051107_062840_000000372042_00192_19284_8273.N1	07-NOV-2005 06:28:40	Dark	36.500	143	Alp Hyi	2.8570	7200.0	73	19284	No
54	GOM_NL__2PRFIN20051107_063334_000000412042_00192_19284_8274.N1	07-NOV-2005 06:33:34	Straylight	41.000	157	The1Eri	2.9060	9300.0	82	19284	No
55	GOM_NL__2PRFIN20051107_065148_000000372042_00192_19284_8275.N1	07-NOV-2005 06:51:48	Bright	37.000	105	6Bet Ari	2.6450	8900.0	74	19284	No
56	GOM_NL__2PRFIN20051107_065600_000000392042_00192_19284_8276.N1	07-NOV-2005 06:56:00	Bright	38.500	53	43Bet And	2.0480	3300.0	77	19284	No
57	GOM_NL__2PRFIN20051107_070157_000000352042_00192_19284_8277.N1	07-NOV-2005 07:01:57	Bright	34.500	68	18Alp Cas	2.2250	4500.0	69	19284	No
58	GOM_NL__2PRFIN20051107_071108_000000372042_00192_19284_8278.N1	07-NOV-2005 07:11:08	Bright	37.000	49	1Alp UMi	1.9900	6300.0	74	19284	No
59	GOM_NL__2PRFIN20051107_071513_000000372042_00192_19284_8279.N1	07-NOV-2005 07:15:13	Bright	36.500	60	7Bet UMi	2.0810	3950.0	73	19284	No
60	GOM_NL__2PRFIN20051107_072100_000000342042_00192_19284_8280.N1	07-NOV-2005 07:21:00	Bright	34.000	32	77Eps UMa	1.7630	11000.	68	19284	No
61	GOM_NL__2PRFIN20051107_072227_000000342042_00192_19284_8281.N1	07-NOV-2005 07:22:27	Bright	34.000	39	85Eta UMa	1.8540	24000.	68	19284	No
62	GOM_NL__2PRFIN20051107_072559_000000392042_00192_19284_8282.N1	07-NOV-2005 07:25:59	Bright	39.000	152	12Alp2CVn	2.8900	11000.	78	19284	No
63	GOM_NL__2PRFIN20051107_075104_000000392042_00192_19284_8283.N1	07-NOV-2005 07:51:04	Dark	38.500	99	Del Cen	2.5750	26000.	77	19284	No
64	GOM_NL__2PRFIN20051107_075230_000000402042_00192_19284_8284.N1	07-NOV-2005 07:52:30	Dark	39.500	113	Mu Vel	2.6920	5000.0	79	19284	No
65	GOM_NL__2PRFIN20051107_075552_000000362042_00193_19285_8271.N1	07-NOV-2005 07:55:52	Dark	36.000	124	The Car	2.7640	30000.	72	19285	No
66	GOM_NL__2PRFIN20051107_075912_000000402042_00193_19285_8272.N1	07-NOV-2005 07:59:12	Dark	39.500	41	Eps Car	1.8600	4100.0	79	19285	No
67	GOM_NL__2PRFIN20051107_080916_000000372042_00193_19285_8273.N1	07-NOV-2005 08:09:16	Dark	36.500	143	Alp Hyi	2.8570	7200.0	73	19285	No
68	GOM_NL__2PRFIN20051107_081410_000000412042_00193_19285_8274.N1	07-NOV-2005 08:14:10	Straylight	41.000	157	The1Eri	2.9060	9300.0	82	19285	No
69	GOM_NL__2PRFIN20051107_083224_000000362042_00193_19285_8275.N1	07-NOV-2005 08:32:24	Bright	36.000	105	6Bet Ari	2.6450	8900.0	72	19285	No
70	GOM_NL__2PRFIN20051107_083636_000000372042_00193_19285_8276.N1	07-NOV-2005 08:36:36	Bright	36.500	53	43Bet And	2.0480	3300.0	73	19285	No
71	GOM_NL__2PRFIN20051107_084233_000000362042_00193_19285_8277.N1	07-NOV-2005 08:42:33	Bright	36.000	68	18Alp Cas	2.2250	4500.0	72	19285	No
72	GOM_NL__2PRFIN20051107_085143_000000352042_00193_19285_8278.N1	07-NOV-2005 08:51:43	Bright	35.000	49	1Alp UMi	1.9900	6300.0	70	19285	No
73	GOM_NL__2PRFIN20051107_085549_000000372042_00193_19285_8279.N1	07-NOV-2005 08:55:49	Bright	36.500	60	7Bet UMi	2.0810	3950.0	73	19285	No
74	GOM_NL__2PRFIN20051107_090136_000000362042_00193_19285_8280.N1	07-NOV-2005 09:01:36	Bright	35.500	32	77Eps UMa	1.7630	11000.	71	19285	No
75	GOM_NL__2PRFIN20051107_090303_000000342042_00193_19285_8281.N1	07-NOV-2005 09:03:03	Bright	34.000	39	85Eta UMa	1.8540	24000.	68	19285	No
76	GOM_NL__2PRFIN20051107_090635_000000372042_00193_19285_8282.N1	07-NOV-2005 09:06:35	Bright	37.000	152	12Alp2CVn	2.8900	11000.	74	19285	No
77	GOM_NL__2PRFIN20051107_093140_000000382042_00193_19285_8283.N1	07-NOV-2005 09:31:40	Dark	38.000	99	Del Cen	2.5750	26000.	76	19285	No
78	GOM_NL__2PRFIN20051107_093307_000000412042_00193_19285_8284.N1	07-NOV-2005 09:33:07	Dark	40.500	113	Mu Vel	2.6920	5000.0	81	19285	No
79	GOM_NL__2PRFIN20051107_093628_000000372042_00194_19286_8271.N1	07-NOV-2005 09:36:28	Dark	36.500	124	The Car	2.7640	30000.	73	19286	No
80	GOM_NL__2PRFIN20051107_093949_000000432042_00194_19286_8272.N1	07-NOV-2005 09:39:49	Dark	42.500	41	Eps Car	1.8600	4100.0	85	19286	No
81	GOM_NL__2PRFIN20051107_094952_000000382042_00194_19286_8273.N1	07-NOV-2005 09:49:52	Dark	38.000	143	Alp Hyi	2.8570	7200.0	76	19286	No
82	GOM_NL__2PRFIN20051107_095446_000000402042_00194_19286_8274.N1	07-NOV-2005 09:54:46	Straylight	39.500	157	The1Eri	2.9060	9300.0	79	19286	No
83	GOM_NL__2PRFIN20051107_101300_000000372042_00194_19286_8275.N1	07-NOV-2005 10:13:00	Bright	36.500	105	6Bet Ari	2.6450	8900.0	73	19286	No
84	GOM_NL__2PRFIN20051107_101712_000000392042_00194_19286_8276.N1	07-NOV-2005 10:17:12	Bright	38.500	53	43Bet And	2.0480	3300.0	77	19286	No
85	GOM_NL__2PRFIN20051107_102309_000000352042_00194_19286_8277.N1	07-NOV-2005 10:23:09	Bright	35.000	68	18Alp Cas	2.2250	4500.0	70	19286	No
86	GOM_NL__2PRFIN20051107_103219_000000362042_00194_19286_8278.N1	07-NOV-2005 10:32:19	Bright	35.500	49	1Alp UMi	1.9900	6300.0	71	19286	No
87	GOM_NL__2PRFIN20051107_103625_000000382042_00194_19286_8279.N1	07-NOV-2005 10:36:25	Bright	38.000	60	7Bet UMi	2.0810	3950.0	76	19286	No
88	GOM_NL__2PRFIN20051107_104212_000000372042_00194_19286_8280.N1	07-NOV-2005 10:42:12	Bright	37.000	32	77Eps UMa	1.7630	11000.	74	19286	No
89	GOM_NL__2PRFIN20051107_104339_000000342042_00194_19286_8281.N1	07-NOV-2005 10:43:39	Bright	34.000	39	85Eta UMa	1.8540	24000.	68	19286	No
90	GOM_NL__2PRFIN20051107_104711_000000342042_00194_19286_8282.N1	07-NOV-2005 10:47:11	Bright	34.000	152	12Alp2CVn	2.8900	11000.	68	19286	No
91	GOM_NL__2PRFIN20051107_111216_000000382042_00194_19286_8283.N1	07-NOV-2005 11:12:16	Dark	38.000	99	Del Cen	2.5750	26000.	76	19286	No
92	GOM_NL__2PRFIN20051107_111343_000000432042_00194_19286_8284.N1	07-NOV-2005 11:13:43	Dark	43.000	113	Mu Vel	2.6920	5000.0	86	19286	No
93	GOM_NL__2PRFIN20051107_111704_000000372042_00195_19287_8271.N1	07-NOV-2005 11:17:04	Dark	36.500	124	The Car	2.7640	30000.	73	19287	No
94	GOM_NL__2PRFIN20051107_112025_000000432042_00195_19287_8272.N1	07-NOV-2005 11:20:25	Dark	43.000	41	Eps Car	1.8600	4100.0	86	19287	No
95	GOM_NL__2PRFIN20051107_113028_000000382042_00195_19287_8273.N1	07-NOV-2005 11:30:28	Dark	37.500	143	Alp Hyi	2.8570	7200.0	75	19287	No
96	GOM_NL__2PRFIN20051107_113523_000000382042_00195_19287_8274.N1	07-NOV-2005 11:35:23	Straylight	37.500	157	The1Eri	2.9060	9300.0	75	19287	No
97	GOM_NL__2PRFIN20051107_115336_000000382042_00195_19287_8275.N1	07-NOV-2005 11:53:36	Bright	38.000	105	6Bet Ari	2.6450	8900.0	76	19287	No
98	GOM_NL__2PRFIN20051107_115748_000000362042_00195_19287_8276.N1	07-NOV-2005 11:57:48	Bright	35.500	53	43Bet And	2.0480	3300.0	71	19287	No
99	GOM_NL__2PRFIN20051107_120345_000000372042_00195_19287_8277.N1	07-NOV-2005 12:03:45	Bright	36.500	68	18Alp Cas	2.2250	4500.0	73	19287	No
100	GOM_NL__2PRFIN20051107_121255_000000362042_00195_19287_8278.N1	07-NOV-2005 12:12:55	Bright	36.000	49	1Alp UMi	1.9900	6300.0	72	19287	No
101	GOM_NL__2PRFIN20051107_121701_000000372042_00195_19287_8279.N1	07-NOV-2005 12:17:01	Bright	37.000	60	7Bet UMi	2.0810	3950.0	74	19287	No

102	GOM_NL__2PRFIN20051107_122248_000000372042_00195_19287_8280.N1	07-NOV-2005 12:22:48	Bright	36.500	32	77Eps UMa	1.7630	11000.	73	19287	No
103	GOM_NL__2PRFIN20051107_122415_000000352042_00195_19287_8281.N1	07-NOV-2005 12:24:15	Bright	34.500	39	85Eta UMa	1.8540	24000.	69	19287	No
104	GOM_NL__2PRFIN20051107_122747_000000402042_00195_19287_8282.N1	07-NOV-2005 12:27:47	Bright	40.000	152	12Alp2CVn	2.8900	11000.	80	19287	No
105	GOM_NL__2PRFIN20051107_125252_000000372042_00195_19287_8283.N1	07-NOV-2005 12:52:52	Dark	37.000	99	Del Cen	2.5750	26000.	74	19287	No
106	GOM_NL__2PRFIN20051107_125419_000000412042_00195_19287_8284.N1	07-NOV-2005 12:54:19	Dark	41.000	113	Mu Vel	2.6920	5000.0	82	19287	No
107	GOM_NL__2PRFIN20051107_125741_000000362042_00196_19288_8271.N1	07-NOV-2005 12:57:41	Dark	35.500	124	The Car	2.7640	30000.	71	19288	No
108	GOM_NL__2PRFIN20051107_130102_000000402042_00196_19288_8272.N1	07-NOV-2005 13:01:02	Dark	40.000	41	Eps Car	1.8600	4100.0	80	19288	No
109	GOM_NL__2PRFIN20051107_131104_000000372042_00196_19288_8273.N1	07-NOV-2005 13:11:04	Dark	36.500	143	Alp Hyi	2.8570	7200.0	73	19288	No
110	GOM_NL__2PRFIN20051107_131559_000000382042_00196_19288_8274.N1	07-NOV-2005 13:15:59	Straylight	38.000	157	The1Eri	2.9060	9300.0	76	19288	No
111	GOM_NL__2PRFIN20051107_133412_000000372042_00196_19288_8275.N1	07-NOV-2005 13:34:12	Bright	37.000	105	6Bet Ari	2.6450	8900.0	74	19288	No
112	GOM_NL__2PRFIN20051107_133824_000000362042_00196_19288_8276.N1	07-NOV-2005 13:38:24	Bright	36.000	53	43Bet And	2.0480	3300.0	72	19288	No
113	GOM_NL__2PRFIN20051107_134421_000000352042_00196_19288_8277.N1	07-NOV-2005 13:44:21	Bright	35.000	68	18Alp Cas	2.2250	4500.0	70	19288	No
114	GOM_NL__2PRFIN20051107_135331_000000352042_00196_19288_8278.N1	07-NOV-2005 13:53:31	Bright	35.000	49	1Alp UMi	1.9900	6300.0	70	19288	No
115	GOM_NL__2PRFIN20051107_135737_000000332042_00196_19288_8279.N1	07-NOV-2005 13:57:37	Bright	33.000	60	7Bet UMi	2.0810	3950.0	66	19288	No
116	GOM_NL__2PRFIN20051107_140324_000000512042_00196_19288_8280.N1	07-NOV-2005 14:03:24	Bright	50.500	32	77Eps UMa	1.7630	11000.	101	19288	No
117	GOM_NL__2PRFIN20051107_140451_000000352042_00196_19288_8281.N1	07-NOV-2005 14:04:51	Bright	34.500	39	85Eta UMa	1.8540	24000.	69	19288	No
118	GOM_NL__2PRFIN20051107_140823_000000332042_00196_19288_8282.N1	07-NOV-2005 14:08:23	Bright	33.000	152	12Alp2CVn	2.8900	11000.	66	19288	No
119	GOM_NL__2PRFIN20051107_143328_000000412042_00196_19288_8283.N1	07-NOV-2005 14:33:28	Dark	40.500	99	Del Cen	2.5750	26000.	81	19288	No
120	GOM_NL__2PRFIN20051107_143456_000000442042_00196_19288_8284.N1	07-NOV-2005 14:34:56	Dark	44.000	113	Mu Vel	2.6920	5000.0	88	19288	No
121	GOM_NL__2PRFIN20051107_143817_000000382042_00197_19289_8271.N1	07-NOV-2005 14:38:17	Dark	37.500	124	The Car	2.7640	30000.	75	19289	No
122	GOM_NL__2PRFIN20051107_144138_000000432042_00197_19289_8272.N1	07-NOV-2005 14:41:38	Dark	42.500	41	Eps Car	1.8600	4100.0	85	19289	No
123	GOM_NL__2PRFIN20051107_145141_000000382042_00197_19289_8273.N1	07-NOV-2005 14:51:41	Dark	37.500	143	Alp Hyi	2.8570	7200.0	75	19289	No
124	GOM_NL__2PRFIN20051107_145635_000000392042_00197_19289_8274.N1	07-NOV-2005 14:56:35	Straylight	38.500	157	The1Eri	2.9060	9300.0	77	19289	No
125	GOM_NL__2PRFIN20051107_151448_000000372042_00197_19289_8275.N1	07-NOV-2005 15:14:48	Bright	36.500	105	6Bet Ari	2.6450	8900.0	73	19289	No
126	GOM_NL__2PRFIN20051107_151900_000000352042_00197_19289_8276.N1	07-NOV-2005 15:19:00	Bright	35.000	53	43Bet And	2.0480	3300.0	70	19289	No
127	GOM_NL__2PRFIN20051107_152457_000000362042_00197_19289_8277.N1	07-NOV-2005 15:24:57	Bright	36.000	68	18Alp Cas	2.2250	4500.0	72	19289	No
128	GOM_NL__2PRFIN20051107_153407_000000372042_00197_19289_8278.N1	07-NOV-2005 15:34:07	Bright	37.000	49	1Alp UMi	1.9900	6300.0	74	19289	No
129	GOM_NL__2PRFIN20051107_153813_000000362042_00197_19289_8279.N1	07-NOV-2005 15:38:13	Bright	35.500	60	7Bet UMi	2.0810	3950.0	71	19289	No
130	GOM_NL__2PRFIN20051107_154400_000000332042_00197_19289_8280.N1	07-NOV-2005 15:44:00	Bright	33.000	32	77Eps UMa	1.7630	11000.	66	19289	No
131	GOM_NL__2PRFIN20051107_154527_000000332042_00197_19289_8281.N1	07-NOV-2005 15:45:27	Bright	33.000	39	85Eta UMa	1.8540	24000.	66	19289	No
132	GOM_NL__2PRFIN20051107_154859_000000332042_00197_19289_8282.N1	07-NOV-2005 15:48:59	Bright	33.000	152	12Alp2CVn	2.8900	11000.	66	19289	No
133	GOM_NL__2PRFIN20051107_161404_000000382042_00197_19289_8283.N1	07-NOV-2005 16:14:04	Dark	38.000	99	Del Cen	2.5750	26000.	76	19289	No
134	GOM_NL__2PRFIN20051107_161532_000000442042_00197_19289_8284.N1	07-NOV-2005 16:15:32	Dark	43.500	113	Mu Vel	2.6920	5000.0	87	19289	No
135	GOM_NL__2PRFIN20051107_161853_000000382042_00198_19290_8271.N1	07-NOV-2005 16:18:53	Dark	37.500	124	The Car	2.7640	30000.	75	19290	No
136	GOM_NL__2PRFIN20051107_162215_000000442042_00198_19290_8272.N1	07-NOV-2005 16:22:15	Dark	44.000	41	Eps Car	1.8600	4100.0	88	19290	No
137	GOM_NL__2PRFIN20051107_163217_000000382042_00198_19290_8273.N1	07-NOV-2005 16:32:17	Dark	37.500	143	Alp Hyi	2.8570	7200.0	75	19290	No
138	GOM_NL__2PRFIN20051107_163711_000000412042_00198_19290_8274.N1	07-NOV-2005 16:37:11	Straylight	40.500	157	The1Eri	2.9060	9300.0	81	19290	No
139	GOM_NL__2PRFIN20051107_165523_000000372042_00198_19290_8275.N1	07-NOV-2005 16:55:23	Bright	36.500	105	6Bet Ari	2.6450	8900.0	73	19290	No
140	GOM_NL__2PRFIN20051107_165936_000000362042_00198_19290_8276.N1	07-NOV-2005 16:59:36	Bright	36.000	53	43Bet And	2.0480	3300.0	72	19290	No
141	GOM_NL__2PRFIN20051107_170533_000000372042_00198_19290_8277.N1	07-NOV-2005 17:05:33	Bright	36.500	68	18Alp Cas	2.2250	4500.0	73	19290	No
142	GOM_NL__2PRFIN20051107_171443_000000362042_00198_19290_8278.N1	07-NOV-2005 17:14:43	Bright	35.500	49	1Alp UMi	1.9900	6300.0	71	19290	No
143	GOM_NL__2PRFIN20051107_171849_000000372042_00198_19290_8279.N1	07-NOV-2005 17:18:49	Bright	36.500	60	7Bet UMi	2.0810	3950.0	73	19290	No
144	GOM_NL__2PRFIN20051107_172436_000000362042_00198_19290_8280.N1	07-NOV-2005 17:24:36	Bright	36.000	32	77Eps UMa	1.7630	11000.	72	19290	No
145	GOM_NL__2PRFIN20051107_172603_000000342042_00198_19290_8281.N1	07-NOV-2005 17:26:03	Bright	34.000	39	85Eta UMa	1.8540	24000.	68	19290	No
146	GOM_NL__2PRFIN20051107_172935_000000372042_00198_19290_8282.N1	07-NOV-2005 17:29:35	Bright	37.000	152	12Alp2CVn	2.8900	11000.	74	19290	No
147	GOM_NL__2PRFIN20051107_175440_000000382042_00198_19290_8283.N1	07-NOV-2005 17:54:40	Dark	37.500	99	Del Cen	2.5750	26000.	75	19290	No
148	GOM_NL__2PRFIN20051107_175609_000000432042_00198_19290_8284.N1	07-NOV-2005 17:56:09	Dark	42.500	113	Mu Vel	2.6920	5000.0	85	19290	No
149	GOM_NL__2PRFIN20051107_175929_000000372042_00199_19291_8271.N1	07-NOV-2005 17:59:29	Dark	37.000	124	The Car	2.7640	30000.	74	19291	No
150	GOM_NL__2PRFIN20051107_180251_000000432042_00199_19291_8272.N1	07-NOV-2005 18:02:51	Dark	42.500	41	Eps Car	1.8600	4100.0	85	19291	No
151	GOM_NL__2PRFIN20051107_181253_000000372042_00199_19291_8273.N1	07-NOV-2005 18:12:53	Dark	36.500	143	Alp Hyi	2.8570	7200.0	73	19291	No
152	GOM_NL__2PRFIN20051107_181748_000000402042_00199_19291_8274.N1	07-NOV-2005 18:17:48	Straylight	40.000	157	The1Eri	2.9060	9300.0	80	19291	No
153	GOM_NL__2PRFIN20051107_183559_000000362042_00199_19291_8275.N1	07-NOV-2005 18:35:59	Bright	36.000	105	6Bet Ari	2.6450	8900.0	72	19291	No
154	GOM_NL__2PRFIN20051107_184012_000000522042_00199_19291_8276.N1	07-NOV-2005 18:40:12	Bright	52.000	53	43Bet And	2.0480	3300.0	104	19291	No
155	GOM_NL__2PRFIN20051107_184609_000000362042_00199_19291_8277.N1	07-NOV-2005 18:46:09	Bright	36.000	68	18Alp Cas	2.2250	4500.0	72	19291	No
156	GOM_NL__2PRFIN20051107_185519_000000372042_00199_19291_8278.N1	07-NOV-2005 18:55:19	Bright	36.500	49	1Alp UMi	1.9900	6300.0	73	19291	No
157	GOM_NL__2PRFIN20051107_185925_000000372042_00199_19291_8279.N1	07-NOV-2005 18:59:25	Bright	37.000	60	7Bet UMi	2.0810	3950.0	74	19291	No
158	GOM_NL__2PRFIN20051107_190512_000000352042_00199_19291_8280.N1	07-NOV-2005 19:05:12	Bright	34.500	32	77Eps UMa	1.7630	11000.	69	19291	No
159	GOM_NL__2PRFIN20051107_190639_000000432042_00199_19291_8281.N1	07-NOV-2005 19:06:39	Bright	42.500	39	85Eta UMa	1.8540	24000.	85	19291	No
160	GOM_NL__2PRFIN20051107_191011_000000322042_00199_19291_8282.N1	07-NOV-2005 19:10:11	Bright	31.500	152	12Alp2CVn	2.8900	11000.	63	19291	No

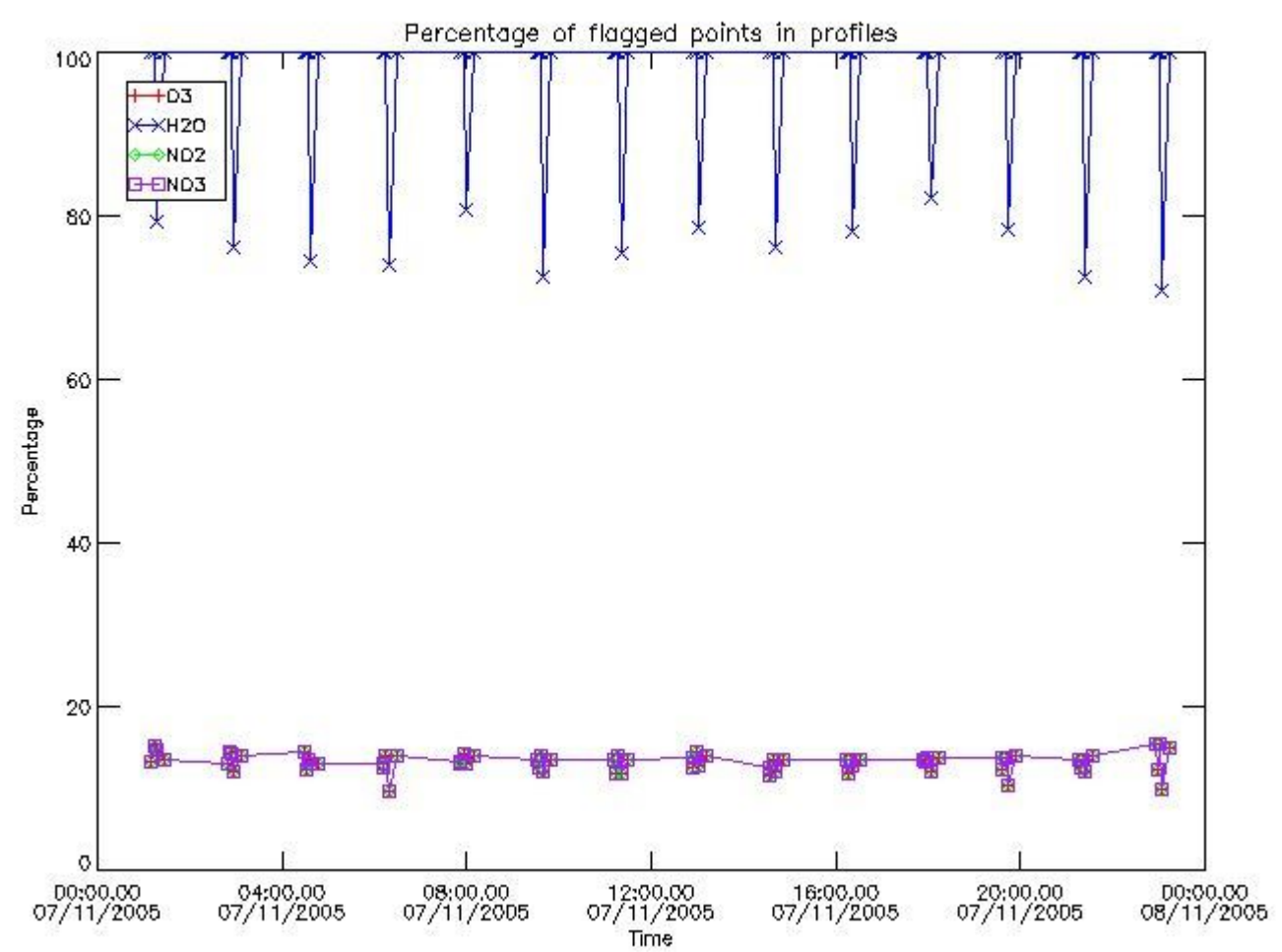


161	GOM_NL__2PRFIN20051107_193517_000000372042_00199_19291_8283.N1	07-NOV-2005 19:35:17	Dark	37.000	99	Del Cen	2.5750	26000.	74	19291	No
162	GOM_NL__2PRFIN20051107_193645_000000422042_00199_19291_8284.N1	07-NOV-2005 19:36:45	Dark	41.500	113	Mu Vel	2.6920	5000.0	83	19291	No
163	GOM_NL__2PRFIN20051107_194006_000000372042_00200_19292_8271.N1	07-NOV-2005 19:40:06	Dark	37.000	124	The Car	2.7640	30000.	74	19292	No
164	GOM_NL__2PRFIN20051107_194328_000000542042_00200_19292_8272.N1	07-NOV-2005 19:43:28	Dark	53.500	41	Eps Car	1.8600	4100.0	107	19292	No
165	GOM_NL__2PRFIN20051107_195329_000000362042_00200_19292_8273.N1	07-NOV-2005 19:53:29	Dark	36.000	143	Alp Hyi	2.8570	7200.0	72	19292	No
166	GOM_NL__2PRFIN20051107_201635_000000382042_00200_19292_8274.N1	07-NOV-2005 20:16:35	Bright	37.500	105	6Bet Ari	2.6450	8900.0	75	19292	No
167	GOM_NL__2PRFIN20051107_202048_000000352042_00200_19292_8275.N1	07-NOV-2005 20:20:48	Bright	35.000	53	43Bet And	2.0480	3300.0	70	19292	No
168	GOM_NL__2PRFIN20051107_202645_000000372042_00200_19292_8276.N1	07-NOV-2005 20:26:45	Bright	37.000	68	18Alp Cas	2.2250	4500.0	74	19292	No
169	GOM_NL__2PRFIN20051107_203555_000000372042_00200_19292_8277.N1	07-NOV-2005 20:35:55	Bright	36.500	49	1Alp UMi	1.9900	6300.0	73	19292	No
170	GOM_NL__2PRFIN20051107_204001_000000332042_00200_19292_8278.N1	07-NOV-2005 20:40:01	Bright	33.000	60	7Bet UMi	2.0810	3950.0	66	19292	No
171	GOM_NL__2PRFIN20051107_204548_000000352042_00200_19292_8279.N1	07-NOV-2005 20:45:48	Bright	34.500	32	77Eps UMa	1.7630	11000.	69	19292	No
172	GOM_NL__2PRFIN20051107_204716_000000352042_00200_19292_8280.N1	07-NOV-2005 20:47:16	Bright	35.000	39	85Eta UMa	1.8540	24000.	70	19292	No
173	GOM_NL__2PRFIN20051107_205047_000000362042_00200_19292_8281.N1	07-NOV-2005 20:50:47	Bright	35.500	152	12Alp2CVn	2.8900	11000.	71	19292	No
174	GOM_NL__2PRFIN20051107_211553_000000382042_00200_19292_8282.N1	07-NOV-2005 21:15:53	Dark	38.000	99	Del Cen	2.5750	26000.	76	19292	No
175	GOM_NL__2PRFIN20051107_211721_000000412042_00200_19292_8283.N1	07-NOV-2005 21:17:21	Dark	40.500	113	Mu Vel	2.6920	5000.0	81	19292	No
176	GOM_NL__2PRFIN20051107_212042_000000382042_00201_19293_8291.N1	07-NOV-2005 21:20:42	Dark	38.000	124	The Car	2.7640	30000.	76	19293	No
177	GOM_NL__2PRFIN20051107_212404_000000432042_00201_19293_8292.N1	07-NOV-2005 21:24:04	Dark	42.500	41	Eps Car	1.8600	4100.0	85	19293	No
178	GOM_NL__2PRFIN20051107_213405_000000372042_00201_19293_8293.N1	07-NOV-2005 21:34:05	Dark	36.500	143	Alp Hyi	2.8570	7200.0	73	19293	No
179	GOM_NL__2PRFIN20051107_213900_000000382042_00201_19293_8294.N1	07-NOV-2005 21:39:00	Straylight	37.500	157	The1Eri	2.9060	9300.0	75	19293	No
180	GOM_NL__2PRFIN20051107_215711_000000362042_00201_19293_8295.N1	07-NOV-2005 21:57:11	Bright	35.500	105	6Bet Ari	2.6450	8900.0	71	19293	No
181	GOM_NL__2PRFIN20051107_220124_000000362042_00201_19293_8296.N1	07-NOV-2005 22:01:24	Bright	36.000	53	43Bet And	2.0480	3300.0	72	19293	No
182	GOM_NL__2PRFIN20051107_220721_000000342042_00201_19293_8297.N1	07-NOV-2005 22:07:21	Bright	33.500	68	18Alp Cas	2.2250	4500.0	67	19293	No
183	GOM_NL__2PRFIN20051107_221631_000000352042_00201_19293_8298.N1	07-NOV-2005 22:16:31	Bright	34.500	49	1Alp UMi	1.9900	6300.0	69	19293	No
184	GOM_NL__2PRFIN20051107_222037_000000372042_00201_19293_8299.N1	07-NOV-2005 22:20:37	Bright	36.500	60	7Bet UMi	2.0810	3950.0	73	19293	No
185	GOM_NL__2PRFIN20051107_222624_000000372042_00201_19293_8300.N1	07-NOV-2005 22:26:24	Bright	37.000	32	77Eps UMa	1.7630	11000.	74	19293	No
186	GOM_NL__2PRFIN20051107_222752_000000392042_00201_19293_8301.N1	07-NOV-2005 22:27:52	Bright	39.000	39	85Eta UMa	1.8540	24000.	78	19293	No
187	GOM_NL__2PRFIN20051107_223124_000000332042_00201_19293_8302.N1	07-NOV-2005 22:31:24	Bright	32.500	152	12Alp2CVn	2.8900	11000.	65	19293	No
188	GOM_NL__2PRFIN20051107_225629_000000372042_00201_19293_8303.N1	07-NOV-2005 22:56:29	Dark	36.500	99	Del Cen	2.5750	26000.	73	19293	No
189	GOM_NL__2PRFIN20051107_225758_000000422042_00201_19293_8304.N1	07-NOV-2005 22:57:58	Dark	41.500	113	Mu Vel	2.6920	5000.0	83	19293	No
190	GOM_NL__2PRFIN20051107_230118_000000372042_00202_19294_8291.N1	07-NOV-2005 23:01:18	Dark	36.500	124	The Car	2.7640	30000.	73	19294	No
191	GOM_NL__2PRFIN20051107_230441_000000522042_00202_19294_8292.N1	07-NOV-2005 23:04:41	Dark	52.000	41	Eps Car	1.8600	4100.0	104	19294	No
192	GOM_NL__2PRFIN20051107_231441_000000382042_00202_19294_8293.N1	07-NOV-2005 23:14:41	Dark	37.500	143	Alp Hyi	2.8570	7200.0	75	19294	No
193	GOM_NL__2PRFIN20051107_231936_000000392042_00202_19294_8294.N1	07-NOV-2005 23:19:36	Straylight	39.000	157	The1Eri	2.9060	9300.0	78	19294	No
194	GOM_NL__2PRFIN20051107_233747_000000362042_00202_19294_8295.N1	07-NOV-2005 23:37:47	Bright	35.500	105	6Bet Ari	2.6450	8900.0	71	19294	No
195	GOM_NL__2PRFIN20051107_234200_000000372042_00202_19294_8296.N1	07-NOV-2005 23:42:00	Bright	36.500	53	43Bet And	2.0480	3300.0	73	19294	No
196	GOM_NL__2PRFIN20051107_234757_000000352042_00202_19294_8297.N1	07-NOV-2005 23:47:57	Bright	34.500	68	18Alp Cas	2.2250	4500.0	69	19294	No
197	GOM_NL__2PRFIN20051107_235707_000000342042_00202_19294_8298.N1	07-NOV-2005 23:57:07	Bright	34.000	49	1Alp UMi	1.9900	6300.0	68	19294	No

### 3. Quality information per product

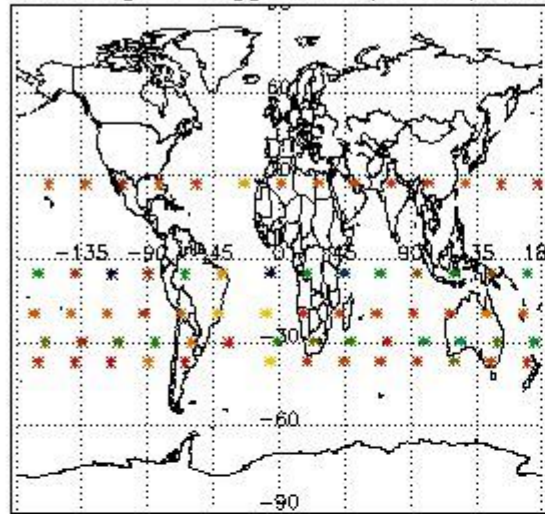
In this section it is plotted some information contained in the Quality Summary data set of the level 2 products. Only products in dark limb conditions and without errors (error flag in the MPH set to "0") are used.

#### 3.1 Plot quality information per product (time dependant)

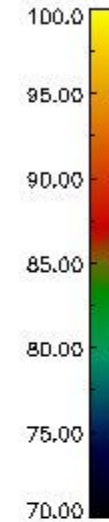
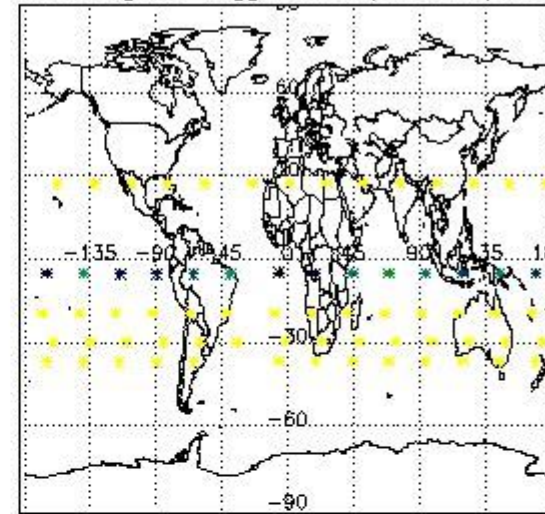


3.2 Plot quality information per product (world map)

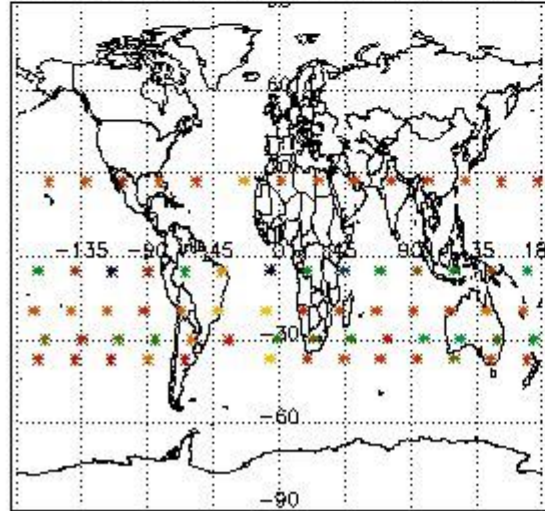
Percentage of flagged data per O3 profile



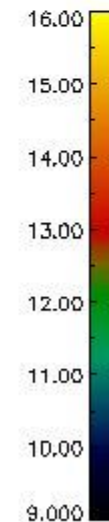
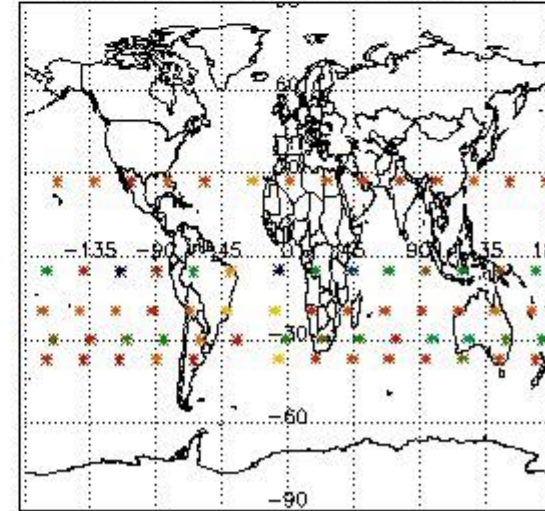
Percentage of flagged data per H2O profile



Percentage of flagged data per NO2 profile



Percentage of flagged data per NO3 profile

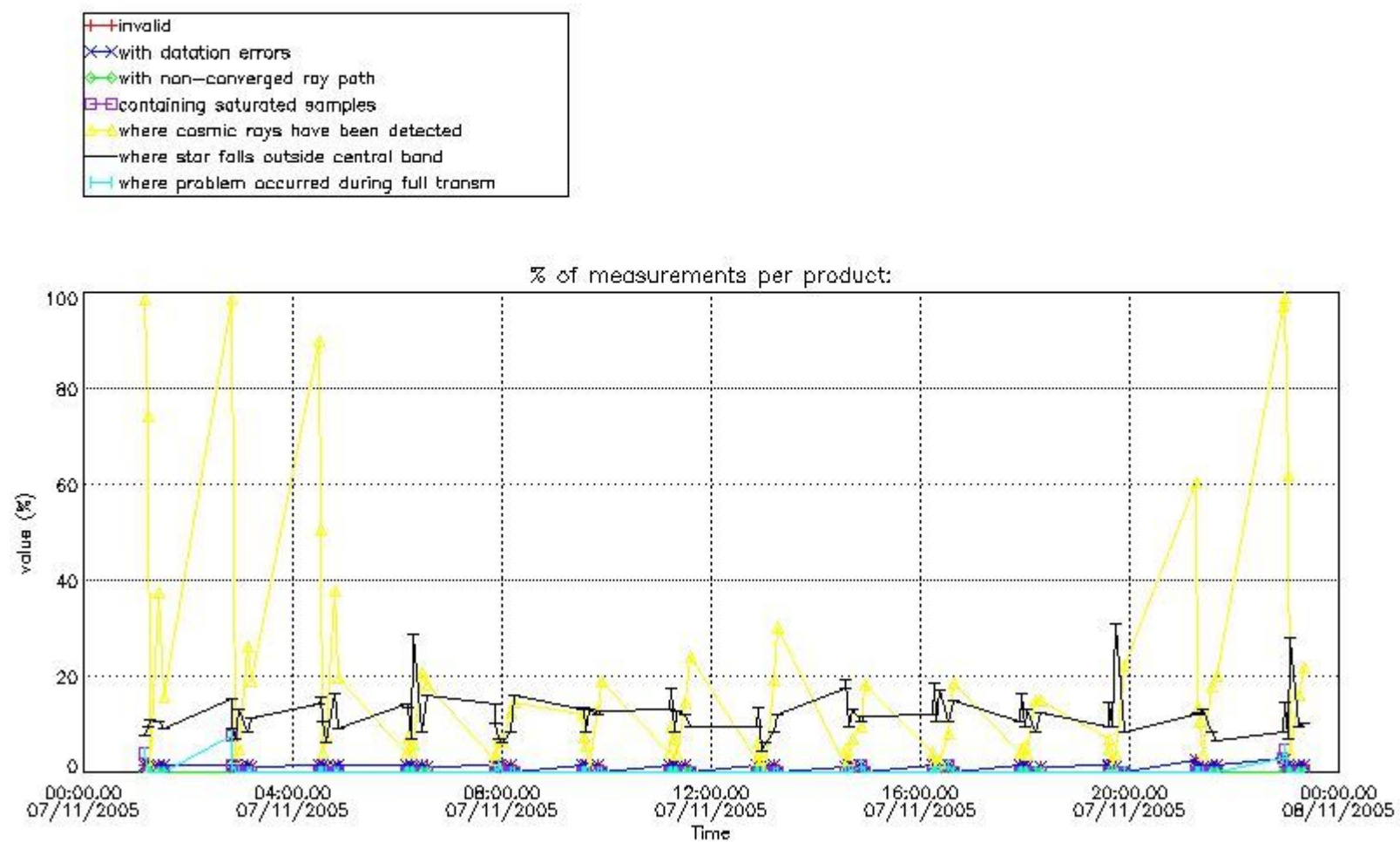


#### 4. Level 1 quality information per product

In this section it is plotted some information contained in the Quality Summary data set of the level 2 products that comes from the level 1b processing. Products without errors (error flag in the MPH set to "0") are used.

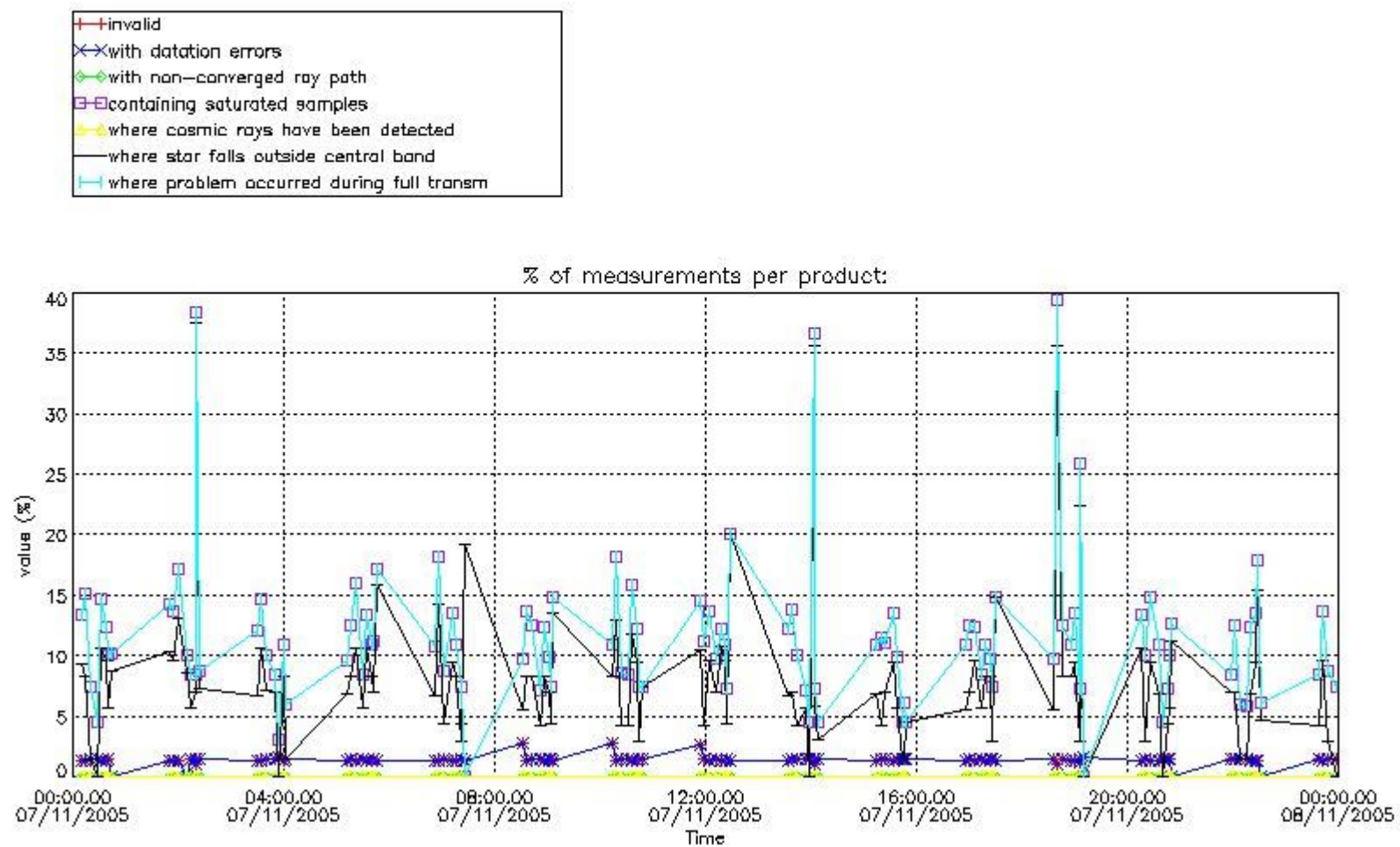
##### 4.1 Plot quality information per product (time dependant) coming from level 1b processing

###### 4.1.1 Plot level 1 quality information per product (time dependant): ENVISAT ASCENDING passes



4.1.2 Plot level 1 quality information per product (time dependant): ENVI SAT DESCENDING passes

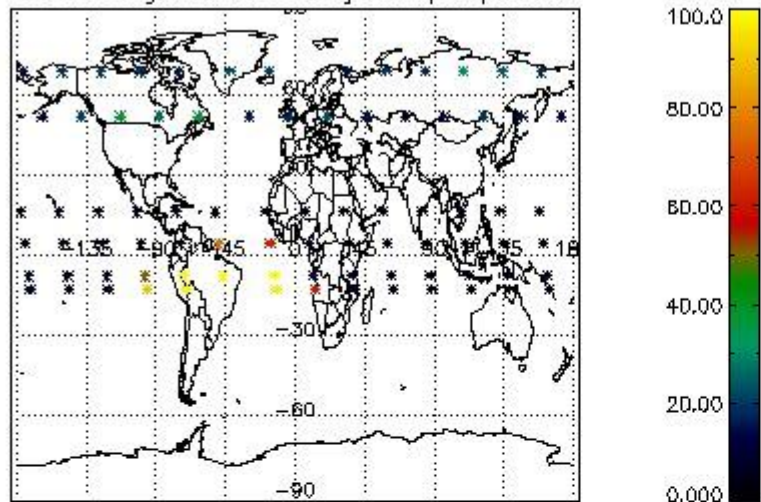




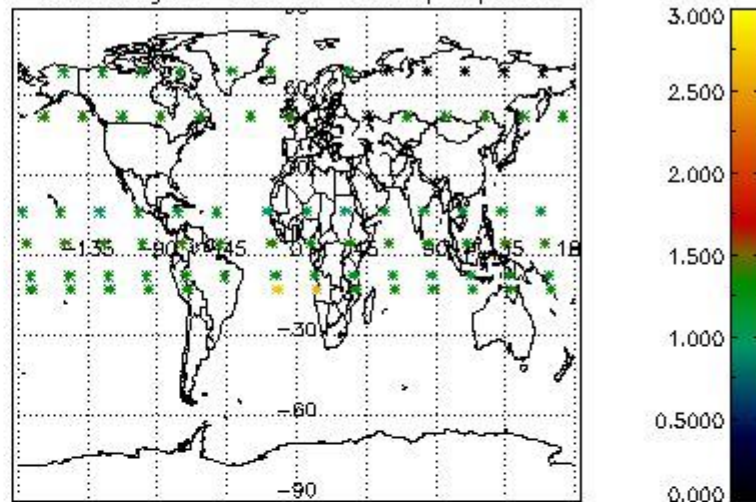
4.2 Plot quality information per product coming from level 1b processing (world map)

4.2.1 Plot level 1 quality information per product (world map): ENVISAT ASCENDING passes

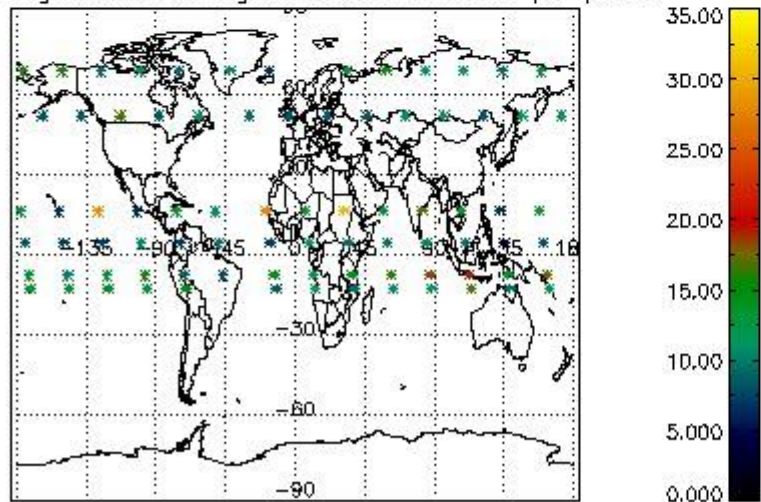
Percentage of cosmic ray hits per profile



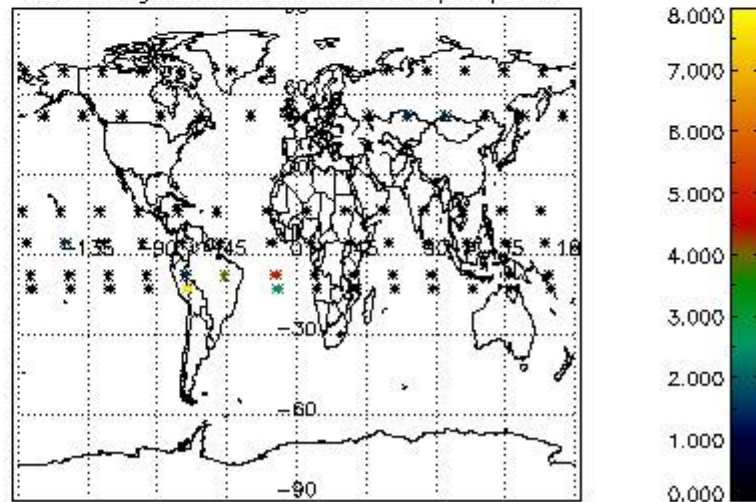
Percentage of datation errors per profile



Percentage of star falling outside central band per profile

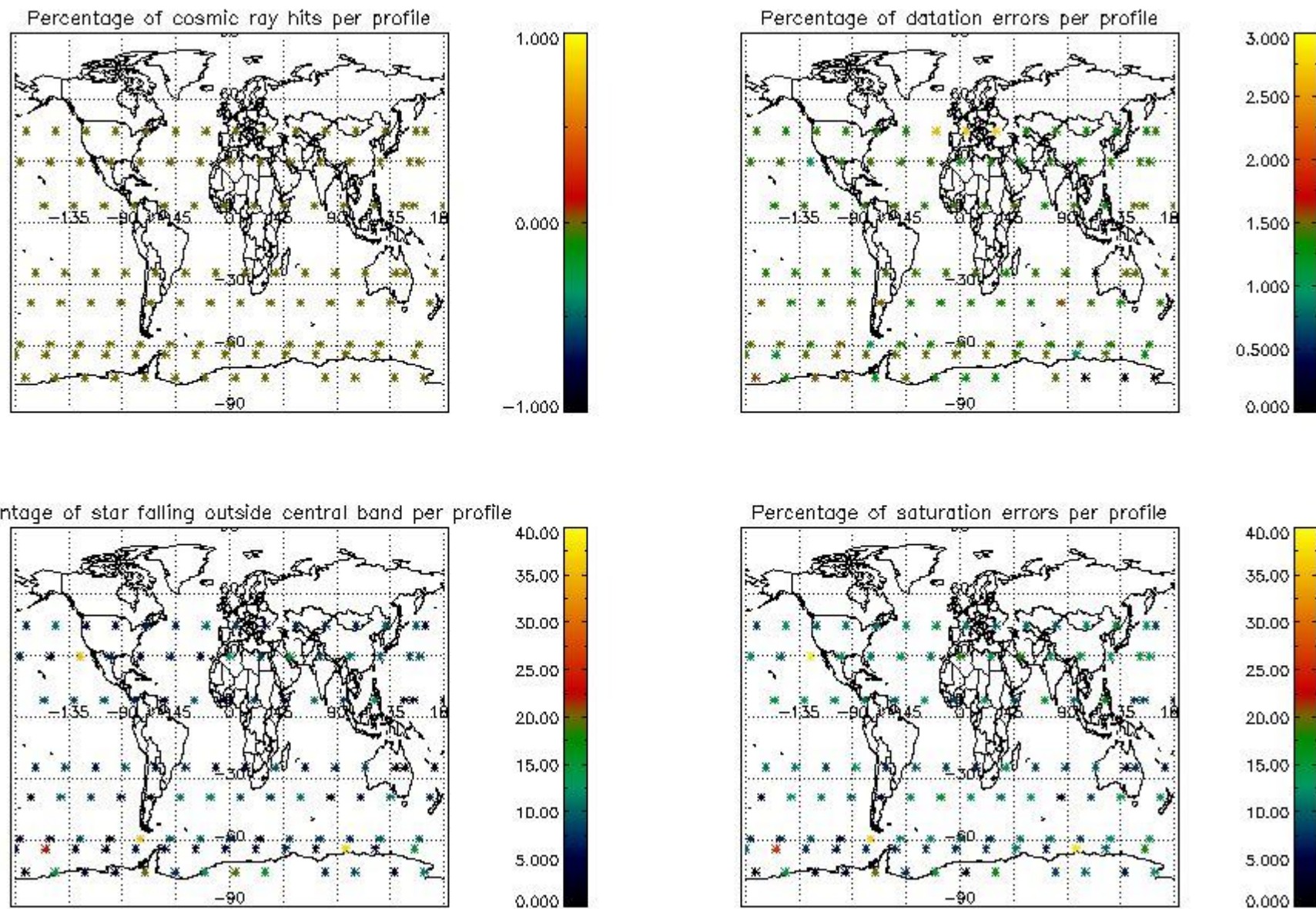


Percentage of saturation errors per profile



4.2.2 Plot level 1 quality information per product (world map): ENVISAT DESCENDING passes





## 5. Trace gas profiles

### 5.1 Ozone statistics based on quality of products

The final quality of the products can be "measured" using the STD (Standard Deviation) attached to every point profile. This information is written to the parameter GOM\_NL\_\_2P/NL\_LOCAL\_SPECIES\_DENSITY/o3\_std of the level 2 products. The table below shows the statistics for given STD ranges.

The statistics are given with respect to the overall valid production:

- Products without fatal errors: GOM\_NL\_\_2P/MPH/PRODUCT\_ERR=0
- Valid point profile: GOM\_NL\_\_2P/NL\_LOCAL\_SPECIES\_DENSITY/pcd(0)=0

The 'Criteria' is applied to valid points of dark limb products:

- Products in dark limb illumination condition: GOM\_NL\_\_2P/NL\_SUMMARY\_QUALITY/obs\_ill\_cond=0
- Products without fatal errors: GOM\_NL\_\_2P/MPH/PRODUCT\_ERR=0
- Valid point profile: GOM\_NL\_\_2P/NL\_LOCAL\_SPECIES\_DENSITY/pcd(0)=0

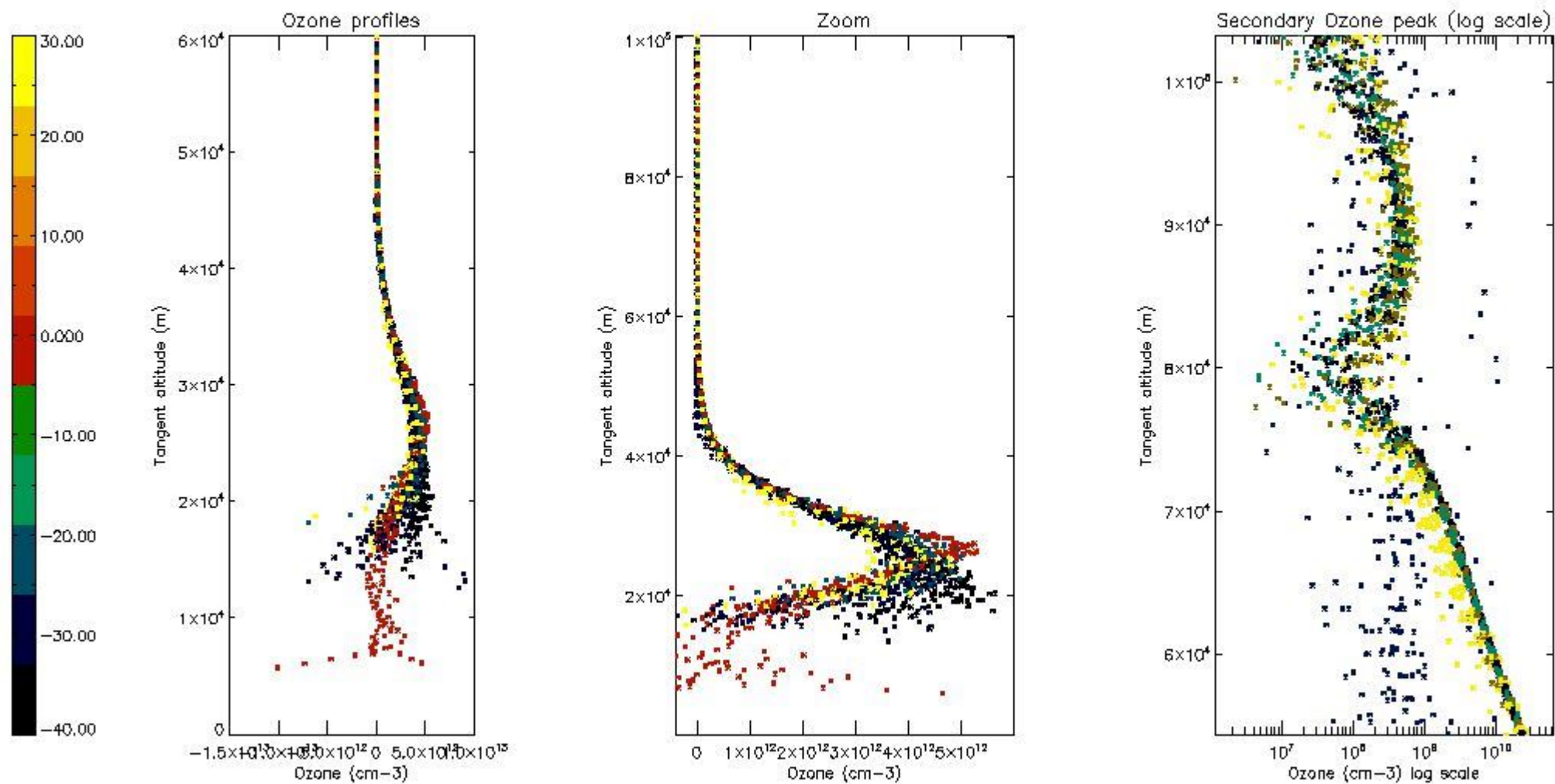
So, the table below shows the percentage of dark limb and valid observations for each criteria with respect to the overall valid daily observations.

Criteria	% of total production
All STD	38
STD < 20	21

STD < 10	16
STD < 5	8

5.2 Plot ozone profiles for all STD (dark without errors)

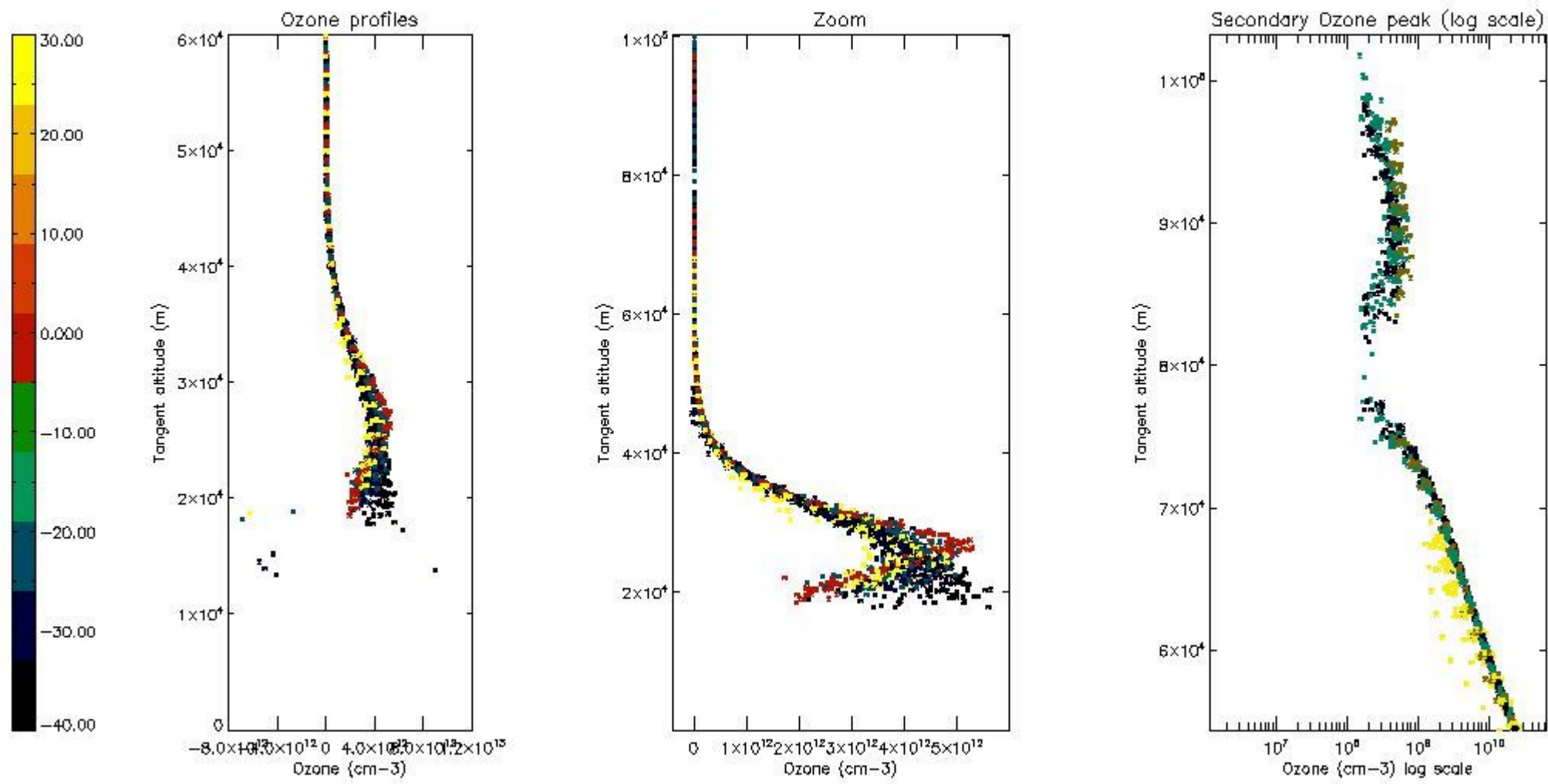
The colorbar represents the latitude.



5.3 Plot ozone profiles where STD < 20% (dark without errors)

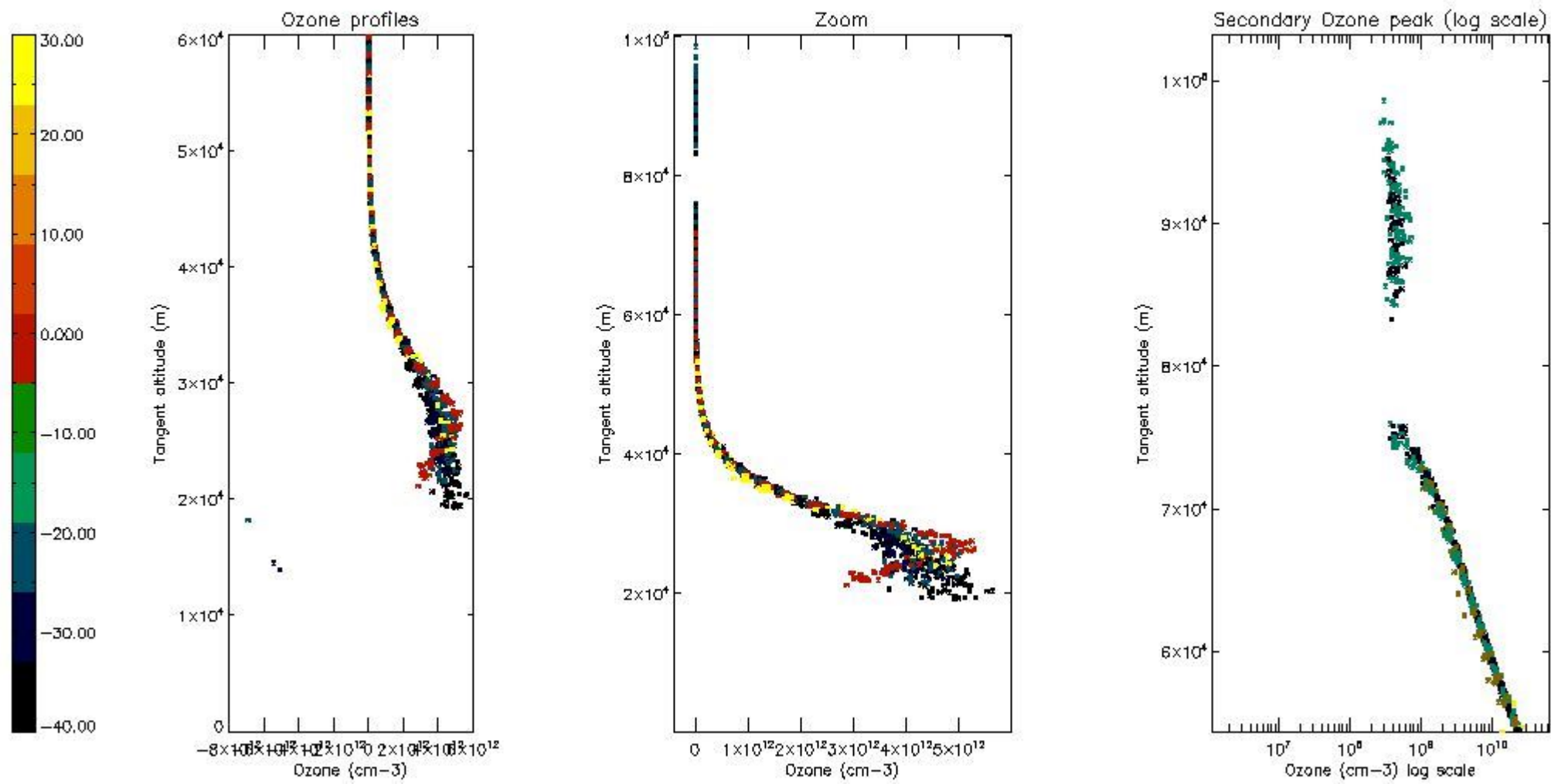
The colorbar represents the latitude.





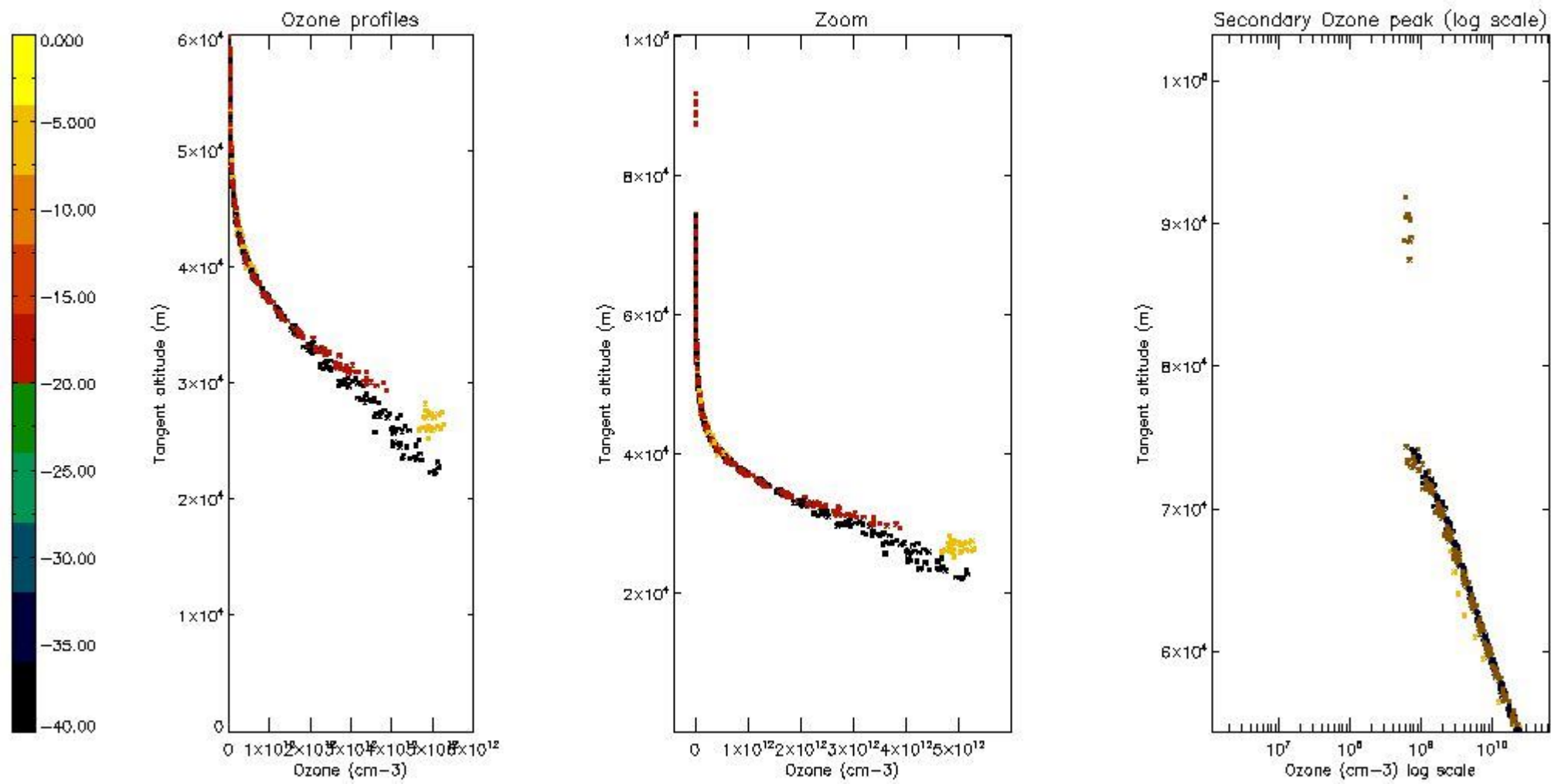
*5.4 Plot ozone profiles where STD < 10% (dark without errors)*

The colorbar represents the latitude.



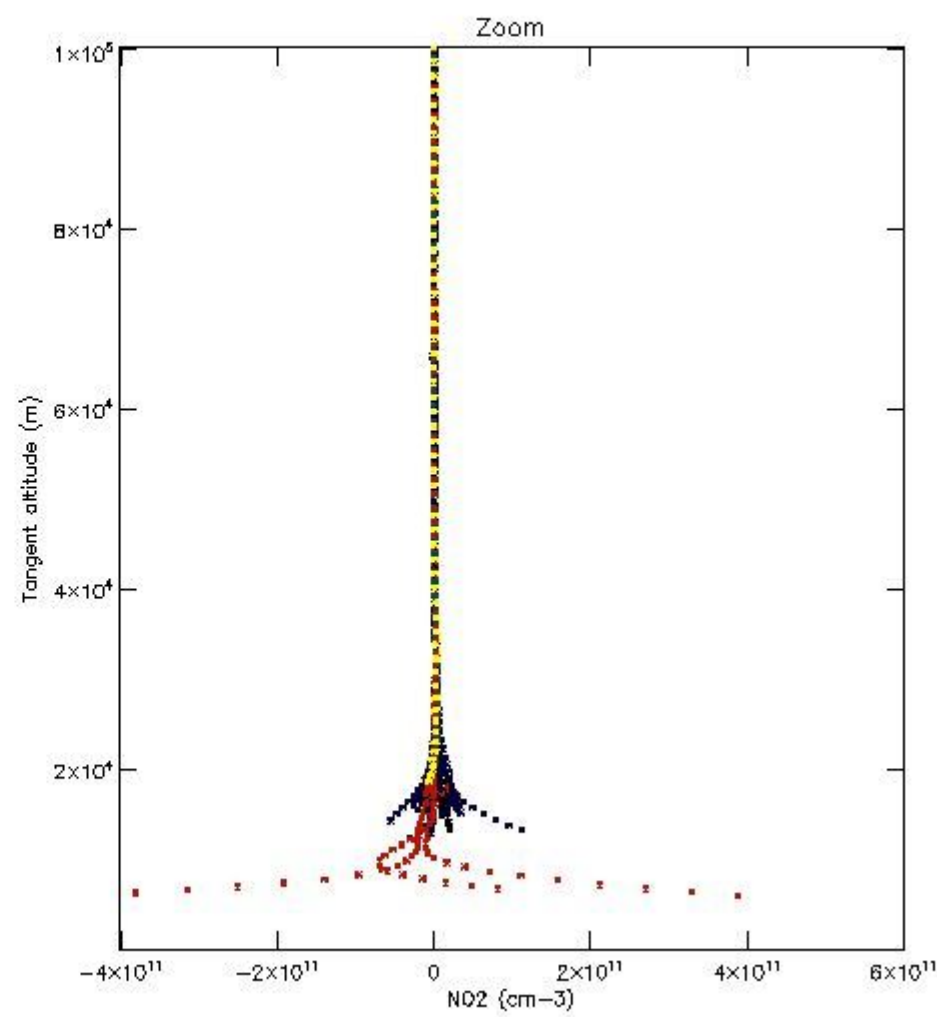
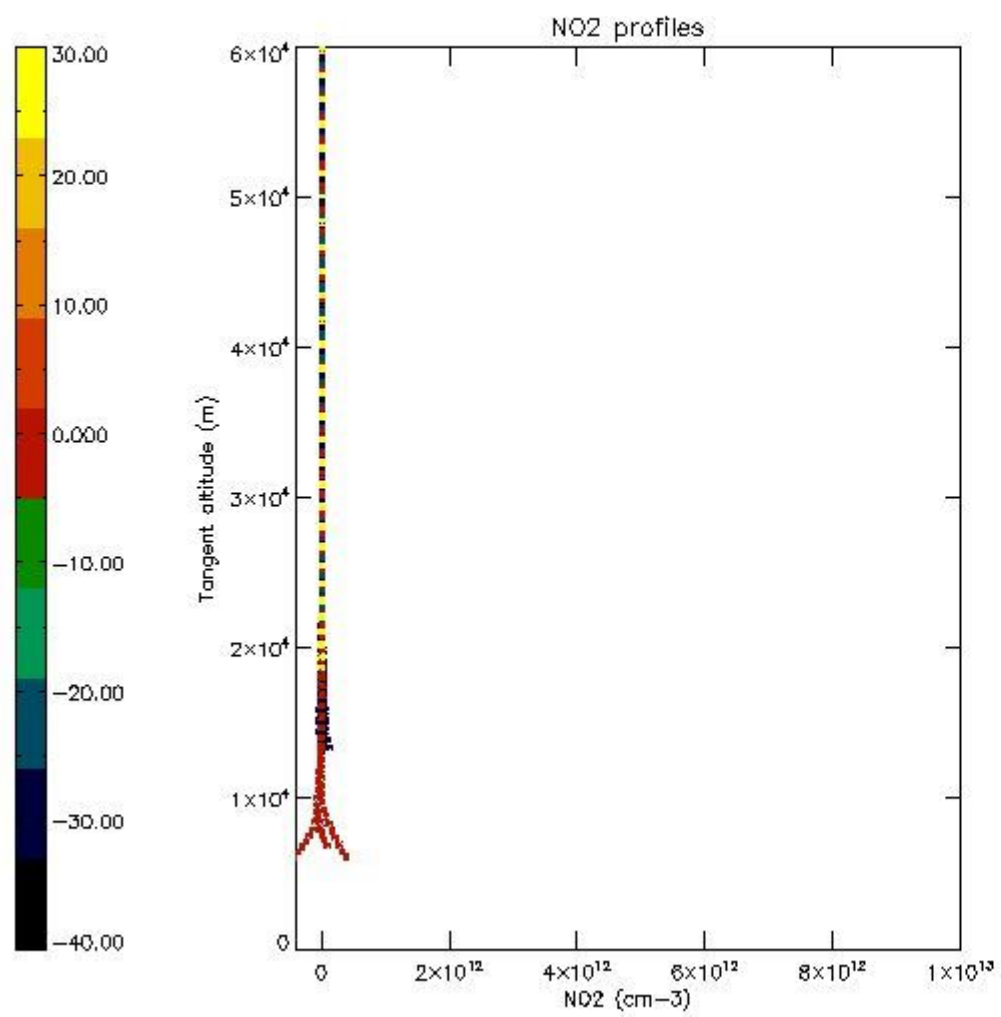
*5.5 Plot ozone profiles where STD < 5% (dark without errors)*

The colorbar represents the latitude.



*5.6 Plot NO<sub>2</sub> profiles for all STD (dark without errors)*

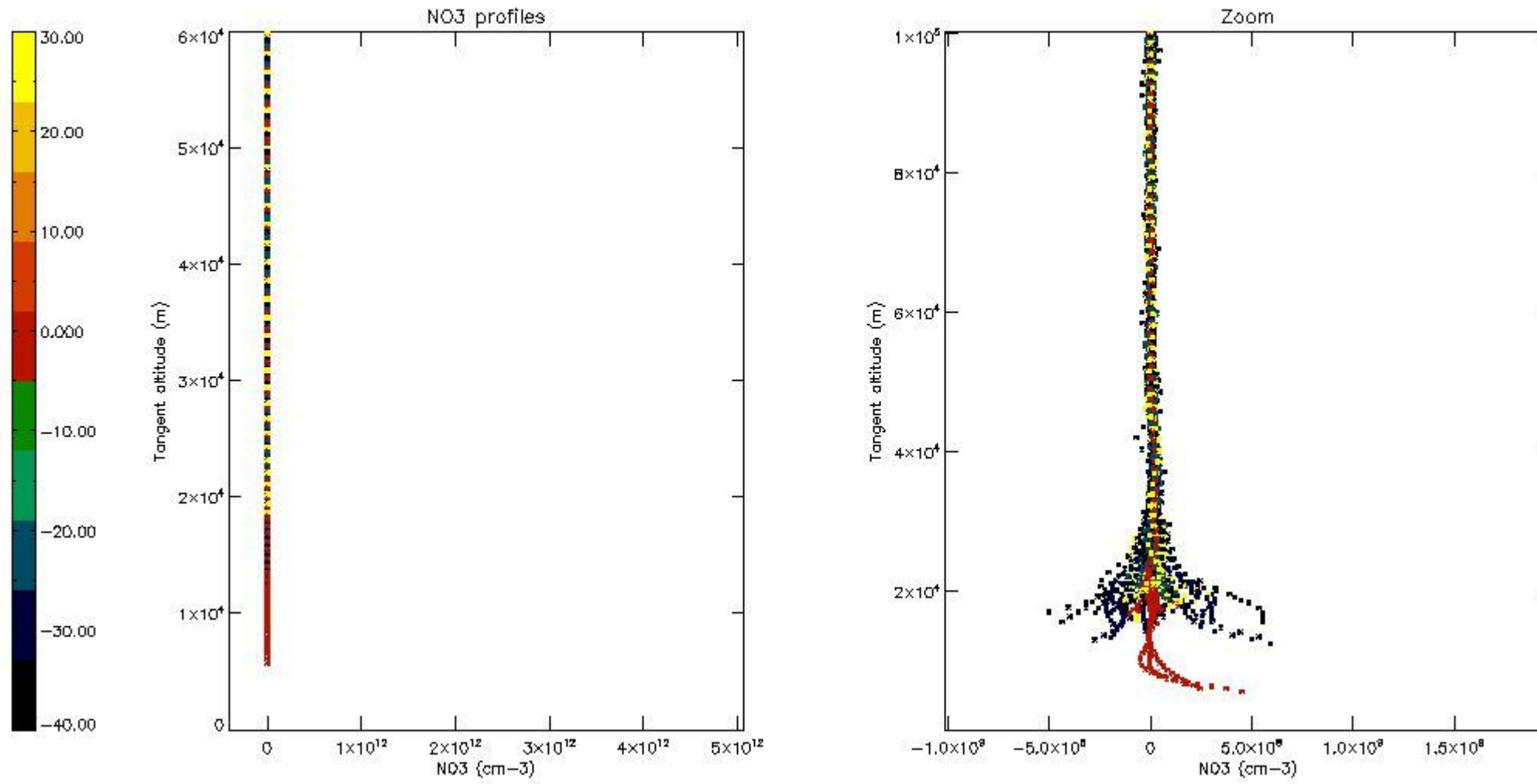
The colorbar represents the latitude.



*5.7 Plot NO3 profiles for all STD (dark without errors)*

The colorbar represents the latitude.





## 6. Auxiliary Data Files used for the production reported in section 2

The number reported in the third column indicates since which file (see list in section 2) the corresponding auxiliary file has been used. The fourth column is the date of those product files.

Type	Auxiliary Filename	Used since product	Used since product date
INST_PHYS_CHARACTERISTICS	GOM_INS_AXVIEC20091111_143220_20030716_120000_20500101_000000	1	07-NOV-2005 00:09:25
LEVEL-2_PROC_CONFIG	GOM_PR2_AXVIEC20091111_152718_20020301_000000_20500101_000000	1	07-NOV-2005 00:09:25
CROSS_SECTIONS_FILE	GOM_CRS_AXVIEC20091111_154832_20020301_000000_20500101_000000	1	07-NOV-2005 00:09:25

# GOMOS Level 2 Daily Report

## SUMMARY

### [1. General Info](#)

### [2. Summary of processed GOM\\_NL\\_2P products](#)

### [3. Level 2 Quality information per product](#)

#### [3.1 Plot of level 2 quality information per product \(time dependant\)](#)

#### [3.2 Plot of level 2 quality information per product \(world map\)](#)

### [4. Level 1 Quality information per product \(stored on level 2 products\)](#)

#### [4.1 Plot of level 1 quality information per product \(time dependant\)](#)

##### [4.1.1 Plot of level 1 quality information per product \(time dependant\): ASCENDING](#)

##### [4.1.2 Plot of level 1 quality information per product \(time dependant\): DESCENDING](#)

#### [4.2 Plot of level 1 quality information per product \(world map\)](#)

##### [4.2.1 Plot of level 1 quality information per product \(world map\): ASCENDING](#)

##### [4.2.2 Plot of level 1 quality information per product \(world map\): DESCENDING](#)

### [5. Ozone profiles based on quality statistics and other trace gas profiles](#)

#### [5.1 Ozone statistics based on quality of products](#)

#### [5.2 Plot ozone profiles for all STD \(dark without errors\)](#)

#### [5.3 Plot ozone profiles where STD < 20% \(dark without errors\)](#)

#### [5.4. Plot ozone profiles where STD < 10% \(dark without errors\)](#)

#### [5.5. Plot ozone profiles where STD < 5% \(dark without errors\)](#)

#### [5.6 Plot NO2 profiles for all STD \(dark without errors\)](#)

#### [5.7 Plot NO3 profiles for all STD \(dark without errors\)](#)

#### [5.8 Plot H2O profiles \(only for occultations of stars 1,2,3,4,13,14,16,26,63 dark without errors\) for all STD](#)

### [6. Auxiliary Data Files used for the production reported in section 2](#)

This report presents the daily analysis on parameters extracted from GOMOS level 2 data (GOM\_NL\_\_2P). It is intended to monitor some important parameters that will impact the quality of these products. A list of level 2 products (and content) that have arrived during the reporting day to the PCF is also given.

Item	Value
Time of report generation	18APR2013 12:18:58
Data source version	GOMOS/6.01
Start time of products	07-11-2005 (07NOV2005 00:00:00)
Stop time of products	08-11-2005 (08NOV2005 00:00:00)
Store outputs in DB	Yes
Nb of level 2 prods	197
Nb of prods with errors	0

## 2. Summary of processed GOM\_NL\_\_2P products.

Nr	Filename	UTC Start time	Limb	Duration	Star Id	Star Name	Star Mag	Star Temp	Nb Meas	Orbit	Prod. error
1	GOM_NL__2PRFIN20051107_000925_000000382042_00188_19280_8255.N1	07-NOV-2005 00:09:25	Bright	37.500	105	6Bet Ari	2.6450	8900.0	75	19280	No
2	GOM_NL__2PRFIN20051107_001336_000000372042_00188_19280_8256.N1	07-NOV-2005 00:13:36	Bright	36.500	53	43Bet And	2.0480	3300.0	73	19280	No
3	GOM_NL__2PRFIN20051107_001933_000000342042_00188_19280_8257.N1	07-NOV-2005 00:19:33	Bright	33.500	68	18Alp Cas	2.2250	4500.0	67	19280	No
4	GOM_NL__2PRFIN20051107_002844_000000342042_00188_19280_8258.N1	07-NOV-2005 00:28:44	Bright	33.500	49	1Alp UMi	1.9900	6300.0	67	19280	No
5	GOM_NL__2PRFIN20051107_003248_000000382042_00188_19280_8259.N1	07-NOV-2005 00:32:48	Bright	37.500	60	7Bet UMi	2.0810	3950.0	75	19280	No
6	GOM_NL__2PRFIN20051107_003836_000000372042_00188_19280_8260.N1	07-NOV-2005 00:38:36	Bright	36.500	32	77Eps UMa	1.7630	11000.	73	19280	No
7	GOM_NL__2PRFIN20051107_004002_000000352042_00188_19280_8261.N1	07-NOV-2005 00:40:02	Bright	35.000	39	85Eta UMa	1.8540	24000.	70	19280	No
8	GOM_NL__2PRFIN20051107_004335_000000352042_00188_19280_8262.N1	07-NOV-2005 00:43:35	Bright	34.500	152	12Alp2CVn	2.8900	11000.	69	19280	No
9	GOM_NL__2PRFIN20051107_011004_000000392042_00188_19280_8263.N1	07-NOV-2005 01:10:04	Dark	38.500	113	Mu Vel	2.6920	5000.0	77	19280	No
10	GOM_NL__2PRFIN20051107_011327_000000372042_00189_19281_8251.N1	07-NOV-2005 01:13:27	Dark	37.000	124	The Car	2.7640	30000.	74	19281	No
11	GOM_NL__2PRFIN20051107_011646_000000422042_00189_19281_8252.N1	07-NOV-2005 01:16:46	Dark	41.500	41	Eps Car	1.8600	4100.0	83	19281	No
12	GOM_NL__2PRFIN20051107_012652_000000382042_00189_19281_8253.N1	07-NOV-2005 01:26:52	Dark	37.500	143	Alp Hyi	2.8570	7200.0	75	19281	No
13	GOM_NL__2PRFIN20051107_013145_000000392042_00189_19281_8254.N1	07-NOV-2005 01:31:45	Straylight	38.500	157	The1Eri	2.9060	9300.0	77	19281	No
14	GOM_NL__2PRFIN20051107_015001_000000392042_00189_19281_8255.N1	07-NOV-2005 01:50:01	Bright	38.500	105	6Bet Ari	2.6450	8900.0	77	19281	No
15	GOM_NL__2PRFIN20051107_015412_000000372042_00189_19281_8256.N1	07-NOV-2005 01:54:12	Bright	36.500	53	43Bet And	2.0480	3300.0	73	19281	No
16	GOM_NL__2PRFIN20051107_020009_000000382042_00189_19281_8257.N1	07-NOV-2005 02:00:09	Bright	38.000	68	18Alp Cas	2.2250	4500.0	76	19281	No
17	GOM_NL__2PRFIN20051107_020920_000000352042_00189_19281_8258.N1	07-NOV-2005 02:09:20	Bright	35.000	49	1Alp UMi	1.9900	6300.0	70	19281	No
18	GOM_NL__2PRFIN20051107_021324_000000362042_00189_19281_8259.N1	07-NOV-2005 02:13:24	Bright	35.500	60	7Bet UMi	2.0810	3950.0	71	19281	No
19	GOM_NL__2PRFIN20051107_021912_000000362042_00189_19281_8260.N1	07-NOV-2005 02:19:12	Bright	35.500	32	77Eps UMa	1.7630	11000.	71	19281	No
20	GOM_NL__2PRFIN20051107_022038_000000522042_00189_19281_8261.N1	07-NOV-2005 02:20:38	Bright	52.000	39	85Eta UMa	1.8540	24000.	104	19281	No
21	GOM_NL__2PRFIN20051107_022411_000000352042_00189_19281_8262.N1	07-NOV-2005 02:24:11	Bright	34.500	152	12Alp2CVn	2.8900	11000.	69	19281	No
22	GOM_NL__2PRFIN20051107_024915_000000392042_00189_19281_8263.N1	07-NOV-2005 02:49:15	Dark	39.000	99	Del Cen	2.5750	26000.	78	19281	No
23	GOM_NL__2PRFIN20051107_025041_000000392042_00189_19281_8264.N1	07-NOV-2005 02:50:41	Dark	39.000	113	Mu Vel	2.6920	5000.0	78	19281	No
24	GOM_NL__2PRFIN20051107_025403_000000362042_00190_19282_8251.N1	07-NOV-2005 02:54:03	Dark	36.000	124	The Car	2.7640	30000.	72	19282	No
25	GOM_NL__2PRFIN20051107_025722_000000432042_00190_19282_8252.N1	07-NOV-2005 02:57:22	Dark	42.500	41	Eps Car	1.8600	4100.0	85	19282	No
26	GOM_NL__2PRFIN20051107_030728_000000372042_00190_19282_8253.N1	07-NOV-2005 03:07:28	Dark	36.500	143	Alp Hyi	2.8570	7200.0	73	19282	No
27	GOM_NL__2PRFIN20051107_031222_000000402042_00190_19282_8254.N1	07-NOV-2005 03:12:22	Straylight	39.500	157	The1Eri	2.9060	9300.0	79	19282	No
28	GOM_NL__2PRFIN20051107_033037_000000382042_00190_19282_8255.N1	07-NOV-2005 03:30:37	Bright	37.500	105	6Bet Ari	2.6450	8900.0	75	19282	No
29	GOM_NL__2PRFIN20051107_033448_000000382042_00190_19282_8256.N1	07-NOV-2005 03:34:48	Bright	37.500	53	43Bet And	2.0480	3300.0	75	19282	No
30	GOM_NL__2PRFIN20051107_034045_000000352042_00190_19282_8257.N1	07-NOV-2005 03:40:45	Bright	35.000	68	18Alp Cas	2.2250	4500.0	70	19282	No
31	GOM_NL__2PRFIN20051107_034956_000000362042_00190_19282_8258.N1	07-NOV-2005 03:49:56	Bright	35.500	49	1Alp UMi	1.9900	6300.0	71	19282	No
32	GOM_NL__2PRFIN20051107_035400_000000322042_00190_19282_8259.N1	07-NOV-2005 03:54:00	Bright	32.000	60	7Bet UMi	2.0810	3950.0	64	19282	No
33	GOM_NL__2PRFIN20051107_035948_000000372042_00190_19282_8260.N1	07-NOV-2005 03:59:48	Bright	36.500	32	77Eps UMa	1.7630	11000.	73	19282	No
34	GOM_NL__2PRFIN20051107_040114_000000342042_00190_19282_8261.N1	07-NOV-2005 04:01:14	Bright	33.500	39	85Eta UMa	1.8540	24000.	67	19282	No
35	GOM_NL__2PRFIN20051107_042951_000000392042_00190_19282_8262.N1	07-NOV-2005 04:29:51	Dark	39.000	99	Del Cen	2.5750	26000.	78	19282	No
36	GOM_NL__2PRFIN20051107_043117_000000422042_00190_19282_8263.N1	07-NOV-2005 04:31:17	Dark	41.500	113	Mu Vel	2.6920	5000.0	83	19282	No
37	GOM_NL__2PRFIN20051107_043439_000000382042_00191_19283_8271.N1	07-NOV-2005 04:34:39	Dark	38.000	124	The Car	2.7640	30000.	76	19283	No
38	GOM_NL__2PRFIN20051107_043759_000000402042_00191_19283_8272.N1	07-NOV-2005 04:37:59	Dark	39.500	41	Eps Car	1.8600	4100.0	79	19283	No
39	GOM_NL__2PRFIN20051107_044804_000000402042_00191_19283_8273.N1	07-NOV-2005 04:48:04	Dark	39.500	143	Alp Hyi	2.8570	7200.0	79	19283	No
40	GOM_NL__2PRFIN20051107_045258_000000382042_00191_19283_8274.N1	07-NOV-2005 04:52:58	Straylight	38.000	157	The1Eri	2.9060	9300.0	76	19283	No
41	GOM_NL__2PRFIN20051107_051112_000000372042_00191_19283_8275.N1	07-NOV-2005 05:11:12	Bright	36.500	105	6Bet Ari	2.6450	8900.0	73	19283	No
42	GOM_NL__2PRFIN20051107_051524_000000362042_00191_19283_8276.N1	07-NOV-2005 05:15:24	Bright	36.000	53	43Bet And	2.0480	3300.0	72	19283	No

43	GOM_NL__2PRFIN20051107_052121_000000382042_00191_19283_8277.N1	07-NOV-2005 05:21:21	Bright	37.500	68	18Alp Cas	2.2250	4500.0	75	19283	No
44	GOM_NL__2PRFIN20051107_053032_000000362042_00191_19283_8278.N1	07-NOV-2005 05:30:32	Bright	35.500	49	1Alp UMi	1.9900	6300.0	71	19283	No
45	GOM_NL__2PRFIN20051107_053437_000000382042_00191_19283_8279.N1	07-NOV-2005 05:34:37	Bright	37.500	60	7Bet UMi	2.0810	3950.0	75	19283	No
46	GOM_NL__2PRFIN20051107_054024_000000372042_00191_19283_8280.N1	07-NOV-2005 05:40:24	Bright	36.500	32	77Eps UMa	1.7630	11000.	73	19283	No
47	GOM_NL__2PRFIN20051107_054151_000000362042_00191_19283_8281.N1	07-NOV-2005 05:41:51	Bright	35.500	39	85Eta UMa	1.8540	24000.	71	19283	No
48	GOM_NL__2PRFIN20051107_054523_000000382042_00191_19283_8282.N1	07-NOV-2005 05:45:23	Bright	38.000	152	12Alp2CVn	2.8900	11000.	76	19283	No
49	GOM_NL__2PRFIN20051107_061027_000000392042_00191_19283_8283.N1	07-NOV-2005 06:10:27	Dark	39.000	99	Del Cen	2.5750	26000.	78	19283	No
50	GOM_NL__2PRFIN20051107_061154_000000412042_00191_19283_8284.N1	07-NOV-2005 06:11:54	Dark	41.000	113	Mu Vel	2.6920	5000.0	82	19283	No
51	GOM_NL__2PRFIN20051107_061516_000000372042_00192_19284_8271.N1	07-NOV-2005 06:15:16	Dark	36.500	124	The Car	2.7640	30000.	73	19284	No
52	GOM_NL__2PRFIN20051107_061836_000000532042_00192_19284_8272.N1	07-NOV-2005 06:18:36	Dark	52.500	41	Eps Car	1.8600	4100.0	105	19284	No
53	GOM_NL__2PRFIN20051107_062840_000000372042_00192_19284_8273.N1	07-NOV-2005 06:28:40	Dark	36.500	143	Alp Hyi	2.8570	7200.0	73	19284	No
54	GOM_NL__2PRFIN20051107_063334_000000412042_00192_19284_8274.N1	07-NOV-2005 06:33:34	Straylight	41.000	157	The1Eri	2.9060	9300.0	82	19284	No
55	GOM_NL__2PRFIN20051107_065148_000000372042_00192_19284_8275.N1	07-NOV-2005 06:51:48	Bright	37.000	105	6Bet Ari	2.6450	8900.0	74	19284	No
56	GOM_NL__2PRFIN20051107_065600_000000392042_00192_19284_8276.N1	07-NOV-2005 06:56:00	Bright	38.500	53	43Bet And	2.0480	3300.0	77	19284	No
57	GOM_NL__2PRFIN20051107_070157_000000352042_00192_19284_8277.N1	07-NOV-2005 07:01:57	Bright	34.500	68	18Alp Cas	2.2250	4500.0	69	19284	No
58	GOM_NL__2PRFIN20051107_071108_000000372042_00192_19284_8278.N1	07-NOV-2005 07:11:08	Bright	37.000	49	1Alp UMi	1.9900	6300.0	74	19284	No
59	GOM_NL__2PRFIN20051107_071513_000000372042_00192_19284_8279.N1	07-NOV-2005 07:15:13	Bright	36.500	60	7Bet UMi	2.0810	3950.0	73	19284	No
60	GOM_NL__2PRFIN20051107_072100_000000342042_00192_19284_8280.N1	07-NOV-2005 07:21:00	Bright	34.000	32	77Eps UMa	1.7630	11000.	68	19284	No
61	GOM_NL__2PRFIN20051107_072227_000000342042_00192_19284_8281.N1	07-NOV-2005 07:22:27	Bright	34.000	39	85Eta UMa	1.8540	24000.	68	19284	No
62	GOM_NL__2PRFIN20051107_072559_000000392042_00192_19284_8282.N1	07-NOV-2005 07:25:59	Bright	39.000	152	12Alp2CVn	2.8900	11000.	78	19284	No
63	GOM_NL__2PRFIN20051107_075104_000000392042_00192_19284_8283.N1	07-NOV-2005 07:51:04	Dark	38.500	99	Del Cen	2.5750	26000.	77	19284	No
64	GOM_NL__2PRFIN20051107_075230_000000402042_00192_19284_8284.N1	07-NOV-2005 07:52:30	Dark	39.500	113	Mu Vel	2.6920	5000.0	79	19284	No
65	GOM_NL__2PRFIN20051107_075552_000000362042_00193_19285_8271.N1	07-NOV-2005 07:55:52	Dark	36.000	124	The Car	2.7640	30000.	72	19285	No
66	GOM_NL__2PRFIN20051107_075912_000000402042_00193_19285_8272.N1	07-NOV-2005 07:59:12	Dark	39.500	41	Eps Car	1.8600	4100.0	79	19285	No
67	GOM_NL__2PRFIN20051107_080916_000000372042_00193_19285_8273.N1	07-NOV-2005 08:09:16	Dark	36.500	143	Alp Hyi	2.8570	7200.0	73	19285	No
68	GOM_NL__2PRFIN20051107_081410_000000412042_00193_19285_8274.N1	07-NOV-2005 08:14:10	Straylight	41.000	157	The1Eri	2.9060	9300.0	82	19285	No
69	GOM_NL__2PRFIN20051107_083224_000000362042_00193_19285_8275.N1	07-NOV-2005 08:32:24	Bright	36.000	105	6Bet Ari	2.6450	8900.0	72	19285	No
70	GOM_NL__2PRFIN20051107_083636_000000372042_00193_19285_8276.N1	07-NOV-2005 08:36:36	Bright	36.500	53	43Bet And	2.0480	3300.0	73	19285	No
71	GOM_NL__2PRFIN20051107_084233_000000362042_00193_19285_8277.N1	07-NOV-2005 08:42:33	Bright	36.000	68	18Alp Cas	2.2250	4500.0	72	19285	No
72	GOM_NL__2PRFIN20051107_085143_000000352042_00193_19285_8278.N1	07-NOV-2005 08:51:43	Bright	35.000	49	1Alp UMi	1.9900	6300.0	70	19285	No
73	GOM_NL__2PRFIN20051107_085549_000000372042_00193_19285_8279.N1	07-NOV-2005 08:55:49	Bright	36.500	60	7Bet UMi	2.0810	3950.0	73	19285	No
74	GOM_NL__2PRFIN20051107_090136_000000362042_00193_19285_8280.N1	07-NOV-2005 09:01:36	Bright	35.500	32	77Eps UMa	1.7630	11000.	71	19285	No
75	GOM_NL__2PRFIN20051107_090303_000000342042_00193_19285_8281.N1	07-NOV-2005 09:03:03	Bright	34.000	39	85Eta UMa	1.8540	24000.	68	19285	No
76	GOM_NL__2PRFIN20051107_090635_000000372042_00193_19285_8282.N1	07-NOV-2005 09:06:35	Bright	37.000	152	12Alp2CVn	2.8900	11000.	74	19285	No
77	GOM_NL__2PRFIN20051107_093140_000000382042_00193_19285_8283.N1	07-NOV-2005 09:31:40	Dark	38.000	99	Del Cen	2.5750	26000.	76	19285	No
78	GOM_NL__2PRFIN20051107_093307_000000412042_00193_19285_8284.N1	07-NOV-2005 09:33:07	Dark	40.500	113	Mu Vel	2.6920	5000.0	81	19285	No
79	GOM_NL__2PRFIN20051107_093628_000000372042_00194_19286_8271.N1	07-NOV-2005 09:36:28	Dark	36.500	124	The Car	2.7640	30000.	73	19286	No
80	GOM_NL__2PRFIN20051107_093949_000000432042_00194_19286_8272.N1	07-NOV-2005 09:39:49	Dark	42.500	41	Eps Car	1.8600	4100.0	85	19286	No
81	GOM_NL__2PRFIN20051107_094952_000000382042_00194_19286_8273.N1	07-NOV-2005 09:49:52	Dark	38.000	143	Alp Hyi	2.8570	7200.0	76	19286	No
82	GOM_NL__2PRFIN20051107_095446_000000402042_00194_19286_8274.N1	07-NOV-2005 09:54:46	Straylight	39.500	157	The1Eri	2.9060	9300.0	79	19286	No
83	GOM_NL__2PRFIN20051107_101300_000000372042_00194_19286_8275.N1	07-NOV-2005 10:13:00	Bright	36.500	105	6Bet Ari	2.6450	8900.0	73	19286	No
84	GOM_NL__2PRFIN20051107_101712_000000392042_00194_19286_8276.N1	07-NOV-2005 10:17:12	Bright	38.500	53	43Bet And	2.0480	3300.0	77	19286	No
85	GOM_NL__2PRFIN20051107_102309_000000352042_00194_19286_8277.N1	07-NOV-2005 10:23:09	Bright	35.000	68	18Alp Cas	2.2250	4500.0	70	19286	No
86	GOM_NL__2PRFIN20051107_103219_000000362042_00194_19286_8278.N1	07-NOV-2005 10:32:19	Bright	35.500	49	1Alp UMi	1.9900	6300.0	71	19286	No
87	GOM_NL__2PRFIN20051107_103625_000000382042_00194_19286_8279.N1	07-NOV-2005 10:36:25	Bright	38.000	60	7Bet UMi	2.0810	3950.0	76	19286	No
88	GOM_NL__2PRFIN20051107_104212_000000372042_00194_19286_8280.N1	07-NOV-2005 10:42:12	Bright	37.000	32	77Eps UMa	1.7630	11000.	74	19286	No
89	GOM_NL__2PRFIN20051107_104339_000000342042_00194_19286_8281.N1	07-NOV-2005 10:43:39	Bright	34.000	39	85Eta UMa	1.8540	24000.	68	19286	No
90	GOM_NL__2PRFIN20051107_104711_000000342042_00194_19286_8282.N1	07-NOV-2005 10:47:11	Bright	34.000	152	12Alp2CVn	2.8900	11000.	68	19286	No
91	GOM_NL__2PRFIN20051107_111216_000000382042_00194_19286_8283.N1	07-NOV-2005 11:12:16	Dark	38.000	99	Del Cen	2.5750	26000.	76	19286	No
92	GOM_NL__2PRFIN20051107_111343_000000432042_00194_19286_8284.N1	07-NOV-2005 11:13:43	Dark	43.000	113	Mu Vel	2.6920	5000.0	86	19286	No
93	GOM_NL__2PRFIN20051107_111704_000000372042_00195_19287_8271.N1	07-NOV-2005 11:17:04	Dark	36.500	124	The Car	2.7640	30000.	73	19287	No
94	GOM_NL__2PRFIN20051107_112025_000000432042_00195_19287_8272.N1	07-NOV-2005 11:20:25	Dark	43.000	41	Eps Car	1.8600	4100.0	86	19287	No
95	GOM_NL__2PRFIN20051107_113028_000000382042_00195_19287_8273.N1	07-NOV-2005 11:30:28	Dark	37.500	143	Alp Hyi	2.8570	7200.0	75	19287	No
96	GOM_NL__2PRFIN20051107_113523_000000382042_00195_19287_8274.N1	07-NOV-2005 11:35:23	Straylight	37.500	157	The1Eri	2.9060	9300.0	75	19287	No
97	GOM_NL__2PRFIN20051107_115336_000000382042_00195_19287_8275.N1	07-NOV-2005 11:53:36	Bright	38.000	105	6Bet Ari	2.6450	8900.0	76	19287	No
98	GOM_NL__2PRFIN20051107_115748_000000362042_00195_19287_8276.N1	07-NOV-2005 11:57:48	Bright	35.500	53	43Bet And	2.0480	3300.0	71	19287	No
99	GOM_NL__2PRFIN20051107_120345_000000372042_00195_19287_8277.N1	07-NOV-2005 12:03:45	Bright	36.500	68	18Alp Cas	2.2250	4500.0	73	19287	No
100	GOM_NL__2PRFIN20051107_121255_000000362042_00195_19287_8278.N1	07-NOV-2005 12:12:55	Bright	36.000	49	1Alp UMi	1.9900	6300.0	72	19287	No
101	GOM_NL__2PRFIN20051107_121701_000000372042_00195_19287_8279.N1	07-NOV-2005 12:17:01	Bright	37.000	60	7Bet UMi	2.0810	3950.0	74	19287	No



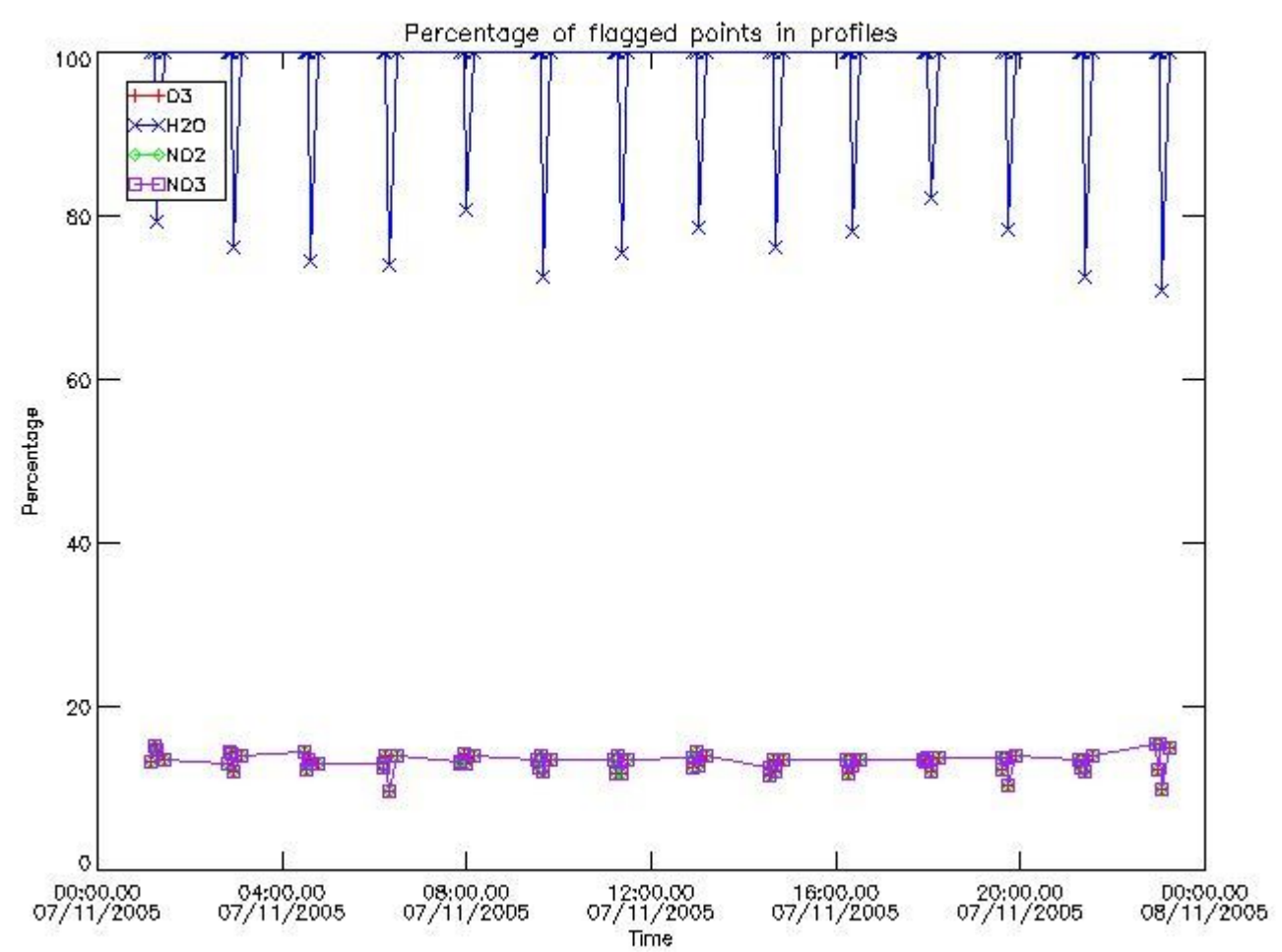
102	GOM_NL__2PRFIN20051107_122248_000000372042_00195_19287_8280.N1	07-NOV-2005 12:22:48	Bright	36.500	32	77Eps UMa	1.7630	11000.	73	19287	No
103	GOM_NL__2PRFIN20051107_122415_000000352042_00195_19287_8281.N1	07-NOV-2005 12:24:15	Bright	34.500	39	85Eta UMa	1.8540	24000.	69	19287	No
104	GOM_NL__2PRFIN20051107_122747_000000402042_00195_19287_8282.N1	07-NOV-2005 12:27:47	Bright	40.000	152	12Alp2CVn	2.8900	11000.	80	19287	No
105	GOM_NL__2PRFIN20051107_125252_000000372042_00195_19287_8283.N1	07-NOV-2005 12:52:52	Dark	37.000	99	Del Cen	2.5750	26000.	74	19287	No
106	GOM_NL__2PRFIN20051107_125419_000000412042_00195_19287_8284.N1	07-NOV-2005 12:54:19	Dark	41.000	113	Mu Vel	2.6920	5000.0	82	19287	No
107	GOM_NL__2PRFIN20051107_125741_000000362042_00196_19288_8271.N1	07-NOV-2005 12:57:41	Dark	35.500	124	The Car	2.7640	30000.	71	19288	No
108	GOM_NL__2PRFIN20051107_130102_000000402042_00196_19288_8272.N1	07-NOV-2005 13:01:02	Dark	40.000	41	Eps Car	1.8600	4100.0	80	19288	No
109	GOM_NL__2PRFIN20051107_131104_000000372042_00196_19288_8273.N1	07-NOV-2005 13:11:04	Dark	36.500	143	Alp Hyi	2.8570	7200.0	73	19288	No
110	GOM_NL__2PRFIN20051107_131559_000000382042_00196_19288_8274.N1	07-NOV-2005 13:15:59	Straylight	38.000	157	The1Eri	2.9060	9300.0	76	19288	No
111	GOM_NL__2PRFIN20051107_133412_000000372042_00196_19288_8275.N1	07-NOV-2005 13:34:12	Bright	37.000	105	6Bet Ari	2.6450	8900.0	74	19288	No
112	GOM_NL__2PRFIN20051107_133824_000000362042_00196_19288_8276.N1	07-NOV-2005 13:38:24	Bright	36.000	53	43Bet And	2.0480	3300.0	72	19288	No
113	GOM_NL__2PRFIN20051107_134421_000000352042_00196_19288_8277.N1	07-NOV-2005 13:44:21	Bright	35.000	68	18Alp Cas	2.2250	4500.0	70	19288	No
114	GOM_NL__2PRFIN20051107_135331_000000352042_00196_19288_8278.N1	07-NOV-2005 13:53:31	Bright	35.000	49	1Alp UMi	1.9900	6300.0	70	19288	No
115	GOM_NL__2PRFIN20051107_135737_000000332042_00196_19288_8279.N1	07-NOV-2005 13:57:37	Bright	33.000	60	7Bet UMi	2.0810	3950.0	66	19288	No
116	GOM_NL__2PRFIN20051107_140324_000000512042_00196_19288_8280.N1	07-NOV-2005 14:03:24	Bright	50.500	32	77Eps UMa	1.7630	11000.	101	19288	No
117	GOM_NL__2PRFIN20051107_140451_000000352042_00196_19288_8281.N1	07-NOV-2005 14:04:51	Bright	34.500	39	85Eta UMa	1.8540	24000.	69	19288	No
118	GOM_NL__2PRFIN20051107_140823_000000332042_00196_19288_8282.N1	07-NOV-2005 14:08:23	Bright	33.000	152	12Alp2CVn	2.8900	11000.	66	19288	No
119	GOM_NL__2PRFIN20051107_143328_000000412042_00196_19288_8283.N1	07-NOV-2005 14:33:28	Dark	40.500	99	Del Cen	2.5750	26000.	81	19288	No
120	GOM_NL__2PRFIN20051107_143456_000000442042_00196_19288_8284.N1	07-NOV-2005 14:34:56	Dark	44.000	113	Mu Vel	2.6920	5000.0	88	19288	No
121	GOM_NL__2PRFIN20051107_143817_000000382042_00197_19289_8271.N1	07-NOV-2005 14:38:17	Dark	37.500	124	The Car	2.7640	30000.	75	19289	No
122	GOM_NL__2PRFIN20051107_144138_000000432042_00197_19289_8272.N1	07-NOV-2005 14:41:38	Dark	42.500	41	Eps Car	1.8600	4100.0	85	19289	No
123	GOM_NL__2PRFIN20051107_145141_000000382042_00197_19289_8273.N1	07-NOV-2005 14:51:41	Dark	37.500	143	Alp Hyi	2.8570	7200.0	75	19289	No
124	GOM_NL__2PRFIN20051107_145635_000000392042_00197_19289_8274.N1	07-NOV-2005 14:56:35	Straylight	38.500	157	The1Eri	2.9060	9300.0	77	19289	No
125	GOM_NL__2PRFIN20051107_151448_000000372042_00197_19289_8275.N1	07-NOV-2005 15:14:48	Bright	36.500	105	6Bet Ari	2.6450	8900.0	73	19289	No
126	GOM_NL__2PRFIN20051107_151900_000000352042_00197_19289_8276.N1	07-NOV-2005 15:19:00	Bright	35.000	53	43Bet And	2.0480	3300.0	70	19289	No
127	GOM_NL__2PRFIN20051107_152457_000000362042_00197_19289_8277.N1	07-NOV-2005 15:24:57	Bright	36.000	68	18Alp Cas	2.2250	4500.0	72	19289	No
128	GOM_NL__2PRFIN20051107_153407_000000372042_00197_19289_8278.N1	07-NOV-2005 15:34:07	Bright	37.000	49	1Alp UMi	1.9900	6300.0	74	19289	No
129	GOM_NL__2PRFIN20051107_153813_000000362042_00197_19289_8279.N1	07-NOV-2005 15:38:13	Bright	35.500	60	7Bet UMi	2.0810	3950.0	71	19289	No
130	GOM_NL__2PRFIN20051107_154400_000000332042_00197_19289_8280.N1	07-NOV-2005 15:44:00	Bright	33.000	32	77Eps UMa	1.7630	11000.	66	19289	No
131	GOM_NL__2PRFIN20051107_154527_000000332042_00197_19289_8281.N1	07-NOV-2005 15:45:27	Bright	33.000	39	85Eta UMa	1.8540	24000.	66	19289	No
132	GOM_NL__2PRFIN20051107_154859_000000332042_00197_19289_8282.N1	07-NOV-2005 15:48:59	Bright	33.000	152	12Alp2CVn	2.8900	11000.	66	19289	No
133	GOM_NL__2PRFIN20051107_161404_000000382042_00197_19289_8283.N1	07-NOV-2005 16:14:04	Dark	38.000	99	Del Cen	2.5750	26000.	76	19289	No
134	GOM_NL__2PRFIN20051107_161532_000000442042_00197_19289_8284.N1	07-NOV-2005 16:15:32	Dark	43.500	113	Mu Vel	2.6920	5000.0	87	19289	No
135	GOM_NL__2PRFIN20051107_161853_000000382042_00198_19290_8271.N1	07-NOV-2005 16:18:53	Dark	37.500	124	The Car	2.7640	30000.	75	19290	No
136	GOM_NL__2PRFIN20051107_162215_000000442042_00198_19290_8272.N1	07-NOV-2005 16:22:15	Dark	44.000	41	Eps Car	1.8600	4100.0	88	19290	No
137	GOM_NL__2PRFIN20051107_163217_000000382042_00198_19290_8273.N1	07-NOV-2005 16:32:17	Dark	37.500	143	Alp Hyi	2.8570	7200.0	75	19290	No
138	GOM_NL__2PRFIN20051107_163711_000000412042_00198_19290_8274.N1	07-NOV-2005 16:37:11	Straylight	40.500	157	The1Eri	2.9060	9300.0	81	19290	No
139	GOM_NL__2PRFIN20051107_165523_000000372042_00198_19290_8275.N1	07-NOV-2005 16:55:23	Bright	36.500	105	6Bet Ari	2.6450	8900.0	73	19290	No
140	GOM_NL__2PRFIN20051107_165936_000000362042_00198_19290_8276.N1	07-NOV-2005 16:59:36	Bright	36.000	53	43Bet And	2.0480	3300.0	72	19290	No
141	GOM_NL__2PRFIN20051107_170533_000000372042_00198_19290_8277.N1	07-NOV-2005 17:05:33	Bright	36.500	68	18Alp Cas	2.2250	4500.0	73	19290	No
142	GOM_NL__2PRFIN20051107_171443_000000362042_00198_19290_8278.N1	07-NOV-2005 17:14:43	Bright	35.500	49	1Alp UMi	1.9900	6300.0	71	19290	No
143	GOM_NL__2PRFIN20051107_171849_000000372042_00198_19290_8279.N1	07-NOV-2005 17:18:49	Bright	36.500	60	7Bet UMi	2.0810	3950.0	73	19290	No
144	GOM_NL__2PRFIN20051107_172436_000000362042_00198_19290_8280.N1	07-NOV-2005 17:24:36	Bright	36.000	32	77Eps UMa	1.7630	11000.	72	19290	No
145	GOM_NL__2PRFIN20051107_172603_000000342042_00198_19290_8281.N1	07-NOV-2005 17:26:03	Bright	34.000	39	85Eta UMa	1.8540	24000.	68	19290	No
146	GOM_NL__2PRFIN20051107_172935_000000372042_00198_19290_8282.N1	07-NOV-2005 17:29:35	Bright	37.000	152	12Alp2CVn	2.8900	11000.	74	19290	No
147	GOM_NL__2PRFIN20051107_175440_000000382042_00198_19290_8283.N1	07-NOV-2005 17:54:40	Dark	37.500	99	Del Cen	2.5750	26000.	75	19290	No
148	GOM_NL__2PRFIN20051107_175609_000000432042_00198_19290_8284.N1	07-NOV-2005 17:56:09	Dark	42.500	113	Mu Vel	2.6920	5000.0	85	19290	No
149	GOM_NL__2PRFIN20051107_175929_000000372042_00199_19291_8271.N1	07-NOV-2005 17:59:29	Dark	37.000	124	The Car	2.7640	30000.	74	19291	No
150	GOM_NL__2PRFIN20051107_180251_000000432042_00199_19291_8272.N1	07-NOV-2005 18:02:51	Dark	42.500	41	Eps Car	1.8600	4100.0	85	19291	No
151	GOM_NL__2PRFIN20051107_181253_000000372042_00199_19291_8273.N1	07-NOV-2005 18:12:53	Dark	36.500	143	Alp Hyi	2.8570	7200.0	73	19291	No
152	GOM_NL__2PRFIN20051107_181748_000000402042_00199_19291_8274.N1	07-NOV-2005 18:17:48	Straylight	40.000	157	The1Eri	2.9060	9300.0	80	19291	No
153	GOM_NL__2PRFIN20051107_183559_000000362042_00199_19291_8275.N1	07-NOV-2005 18:35:59	Bright	36.000	105	6Bet Ari	2.6450	8900.0	72	19291	No
154	GOM_NL__2PRFIN20051107_184012_000000522042_00199_19291_8276.N1	07-NOV-2005 18:40:12	Bright	52.000	53	43Bet And	2.0480	3300.0	104	19291	No
155	GOM_NL__2PRFIN20051107_184609_000000362042_00199_19291_8277.N1	07-NOV-2005 18:46:09	Bright	36.000	68	18Alp Cas	2.2250	4500.0	72	19291	No
156	GOM_NL__2PRFIN20051107_185519_000000372042_00199_19291_8278.N1	07-NOV-2005 18:55:19	Bright	36.500	49	1Alp UMi	1.9900	6300.0	73	19291	No
157	GOM_NL__2PRFIN20051107_185925_000000372042_00199_19291_8279.N1	07-NOV-2005 18:59:25	Bright	37.000	60	7Bet UMi	2.0810	3950.0	74	19291	No
158	GOM_NL__2PRFIN20051107_190512_000000352042_00199_19291_8280.N1	07-NOV-2005 19:05:12	Bright	34.500	32	77Eps UMa	1.7630	11000.	69	19291	No
159	GOM_NL__2PRFIN20051107_190639_000000432042_00199_19291_8281.N1	07-NOV-2005 19:06:39	Bright	42.500	39	85Eta UMa	1.8540	24000.	85	19291	No
160	GOM_NL__2PRFIN20051107_191011_000000322042_00199_19291_8282.N1	07-NOV-2005 19:10:11	Bright	31.500	152	12Alp2CVn	2.8900	11000.	63	19291	No

161	GOM_NL__2PRFIN20051107_193517_000000372042_00199_19291_8283.N1	07-NOV-2005 19:35:17	Dark	37.000	99	Del Cen	2.5750	26000.	74	19291	No
162	GOM_NL__2PRFIN20051107_193645_000000422042_00199_19291_8284.N1	07-NOV-2005 19:36:45	Dark	41.500	113	Mu Vel	2.6920	5000.0	83	19291	No
163	GOM_NL__2PRFIN20051107_194006_000000372042_00200_19292_8271.N1	07-NOV-2005 19:40:06	Dark	37.000	124	The Car	2.7640	30000.	74	19292	No
164	GOM_NL__2PRFIN20051107_194328_000000542042_00200_19292_8272.N1	07-NOV-2005 19:43:28	Dark	53.500	41	Eps Car	1.8600	4100.0	107	19292	No
165	GOM_NL__2PRFIN20051107_195329_000000362042_00200_19292_8273.N1	07-NOV-2005 19:53:29	Dark	36.000	143	Alp Hyi	2.8570	7200.0	72	19292	No
166	GOM_NL__2PRFIN20051107_201635_000000382042_00200_19292_8274.N1	07-NOV-2005 20:16:35	Bright	37.500	105	6Bet Ari	2.6450	8900.0	75	19292	No
167	GOM_NL__2PRFIN20051107_202048_000000352042_00200_19292_8275.N1	07-NOV-2005 20:20:48	Bright	35.000	53	43Bet And	2.0480	3300.0	70	19292	No
168	GOM_NL__2PRFIN20051107_202645_000000372042_00200_19292_8276.N1	07-NOV-2005 20:26:45	Bright	37.000	68	18Alp Cas	2.2250	4500.0	74	19292	No
169	GOM_NL__2PRFIN20051107_203555_000000372042_00200_19292_8277.N1	07-NOV-2005 20:35:55	Bright	36.500	49	1Alp UMi	1.9900	6300.0	73	19292	No
170	GOM_NL__2PRFIN20051107_204001_000000332042_00200_19292_8278.N1	07-NOV-2005 20:40:01	Bright	33.000	60	7Bet UMi	2.0810	3950.0	66	19292	No
171	GOM_NL__2PRFIN20051107_204548_000000352042_00200_19292_8279.N1	07-NOV-2005 20:45:48	Bright	34.500	32	77Eps UMa	1.7630	11000.	69	19292	No
172	GOM_NL__2PRFIN20051107_204716_000000352042_00200_19292_8280.N1	07-NOV-2005 20:47:16	Bright	35.000	39	85Eta UMa	1.8540	24000.	70	19292	No
173	GOM_NL__2PRFIN20051107_205047_000000362042_00200_19292_8281.N1	07-NOV-2005 20:50:47	Bright	35.500	152	12Alp2CVn	2.8900	11000.	71	19292	No
174	GOM_NL__2PRFIN20051107_211553_000000382042_00200_19292_8282.N1	07-NOV-2005 21:15:53	Dark	38.000	99	Del Cen	2.5750	26000.	76	19292	No
175	GOM_NL__2PRFIN20051107_211721_000000412042_00200_19292_8283.N1	07-NOV-2005 21:17:21	Dark	40.500	113	Mu Vel	2.6920	5000.0	81	19292	No
176	GOM_NL__2PRFIN20051107_212042_000000382042_00201_19293_8291.N1	07-NOV-2005 21:20:42	Dark	38.000	124	The Car	2.7640	30000.	76	19293	No
177	GOM_NL__2PRFIN20051107_212404_000000432042_00201_19293_8292.N1	07-NOV-2005 21:24:04	Dark	42.500	41	Eps Car	1.8600	4100.0	85	19293	No
178	GOM_NL__2PRFIN20051107_213405_000000372042_00201_19293_8293.N1	07-NOV-2005 21:34:05	Dark	36.500	143	Alp Hyi	2.8570	7200.0	73	19293	No
179	GOM_NL__2PRFIN20051107_213900_000000382042_00201_19293_8294.N1	07-NOV-2005 21:39:00	Straylight	37.500	157	The1Eri	2.9060	9300.0	75	19293	No
180	GOM_NL__2PRFIN20051107_215711_000000362042_00201_19293_8295.N1	07-NOV-2005 21:57:11	Bright	35.500	105	6Bet Ari	2.6450	8900.0	71	19293	No
181	GOM_NL__2PRFIN20051107_220124_000000362042_00201_19293_8296.N1	07-NOV-2005 22:01:24	Bright	36.000	53	43Bet And	2.0480	3300.0	72	19293	No
182	GOM_NL__2PRFIN20051107_220721_000000342042_00201_19293_8297.N1	07-NOV-2005 22:07:21	Bright	33.500	68	18Alp Cas	2.2250	4500.0	67	19293	No
183	GOM_NL__2PRFIN20051107_221631_000000352042_00201_19293_8298.N1	07-NOV-2005 22:16:31	Bright	34.500	49	1Alp UMi	1.9900	6300.0	69	19293	No
184	GOM_NL__2PRFIN20051107_222037_000000372042_00201_19293_8299.N1	07-NOV-2005 22:20:37	Bright	36.500	60	7Bet UMi	2.0810	3950.0	73	19293	No
185	GOM_NL__2PRFIN20051107_222624_000000372042_00201_19293_8300.N1	07-NOV-2005 22:26:24	Bright	37.000	32	77Eps UMa	1.7630	11000.	74	19293	No
186	GOM_NL__2PRFIN20051107_222752_000000392042_00201_19293_8301.N1	07-NOV-2005 22:27:52	Bright	39.000	39	85Eta UMa	1.8540	24000.	78	19293	No
187	GOM_NL__2PRFIN20051107_223124_000000332042_00201_19293_8302.N1	07-NOV-2005 22:31:24	Bright	32.500	152	12Alp2CVn	2.8900	11000.	65	19293	No
188	GOM_NL__2PRFIN20051107_225629_000000372042_00201_19293_8303.N1	07-NOV-2005 22:56:29	Dark	36.500	99	Del Cen	2.5750	26000.	73	19293	No
189	GOM_NL__2PRFIN20051107_225758_000000422042_00201_19293_8304.N1	07-NOV-2005 22:57:58	Dark	41.500	113	Mu Vel	2.6920	5000.0	83	19293	No
190	GOM_NL__2PRFIN20051107_230118_000000372042_00202_19294_8291.N1	07-NOV-2005 23:01:18	Dark	36.500	124	The Car	2.7640	30000.	73	19294	No
191	GOM_NL__2PRFIN20051107_230441_000000522042_00202_19294_8292.N1	07-NOV-2005 23:04:41	Dark	52.000	41	Eps Car	1.8600	4100.0	104	19294	No
192	GOM_NL__2PRFIN20051107_231441_000000382042_00202_19294_8293.N1	07-NOV-2005 23:14:41	Dark	37.500	143	Alp Hyi	2.8570	7200.0	75	19294	No
193	GOM_NL__2PRFIN20051107_231936_000000392042_00202_19294_8294.N1	07-NOV-2005 23:19:36	Straylight	39.000	157	The1Eri	2.9060	9300.0	78	19294	No
194	GOM_NL__2PRFIN20051107_233747_000000362042_00202_19294_8295.N1	07-NOV-2005 23:37:47	Bright	35.500	105	6Bet Ari	2.6450	8900.0	71	19294	No
195	GOM_NL__2PRFIN20051107_234200_000000372042_00202_19294_8296.N1	07-NOV-2005 23:42:00	Bright	36.500	53	43Bet And	2.0480	3300.0	73	19294	No
196	GOM_NL__2PRFIN20051107_234757_000000352042_00202_19294_8297.N1	07-NOV-2005 23:47:57	Bright	34.500	68	18Alp Cas	2.2250	4500.0	69	19294	No
197	GOM_NL__2PRFIN20051107_235707_000000342042_00202_19294_8298.N1	07-NOV-2005 23:57:07	Bright	34.000	49	1Alp UMi	1.9900	6300.0	68	19294	No

### 3. Quality information per product

In this section it is plotted some information contained in the Quality Summary data set of the level 2 products. Only products in dark limb conditions and without errors (error flag in the MPH set to "0") are used.

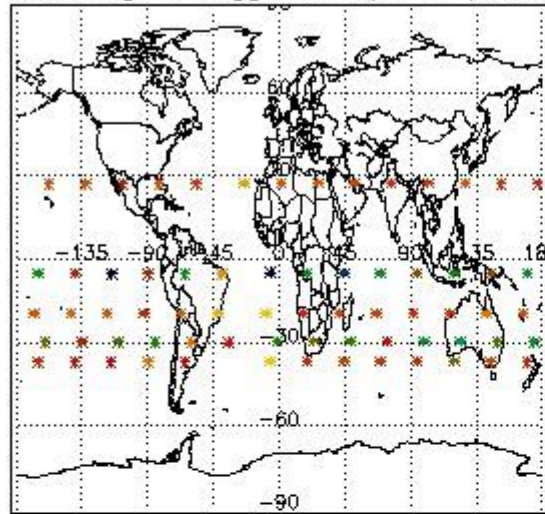
#### 3.1 Plot quality information per product (time dependant)



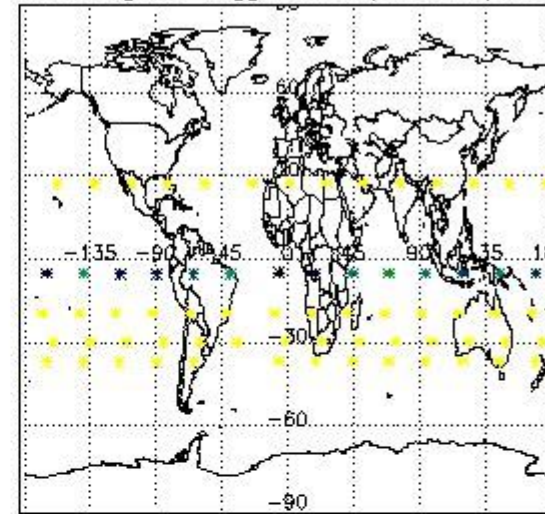
3.2 Plot quality information per product (world map)



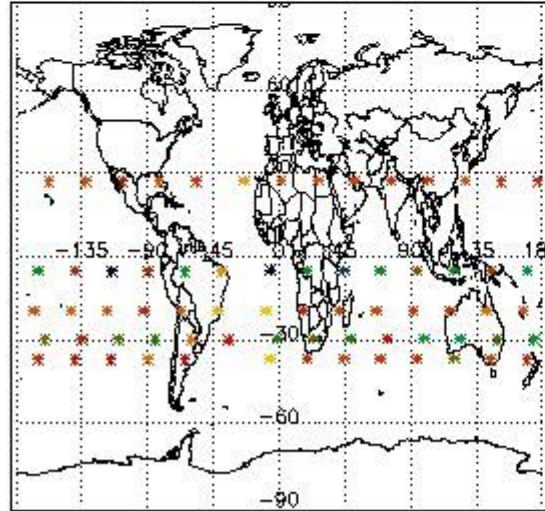
Percentage of flagged data per O3 profile



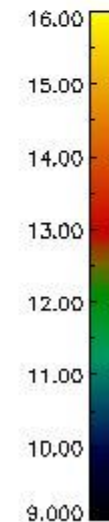
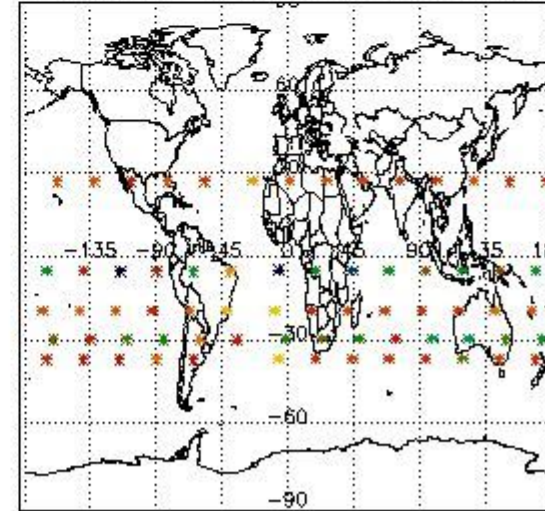
Percentage of flagged data per H2O profile



Percentage of flagged data per NO2 profile



Percentage of flagged data per NO3 profile



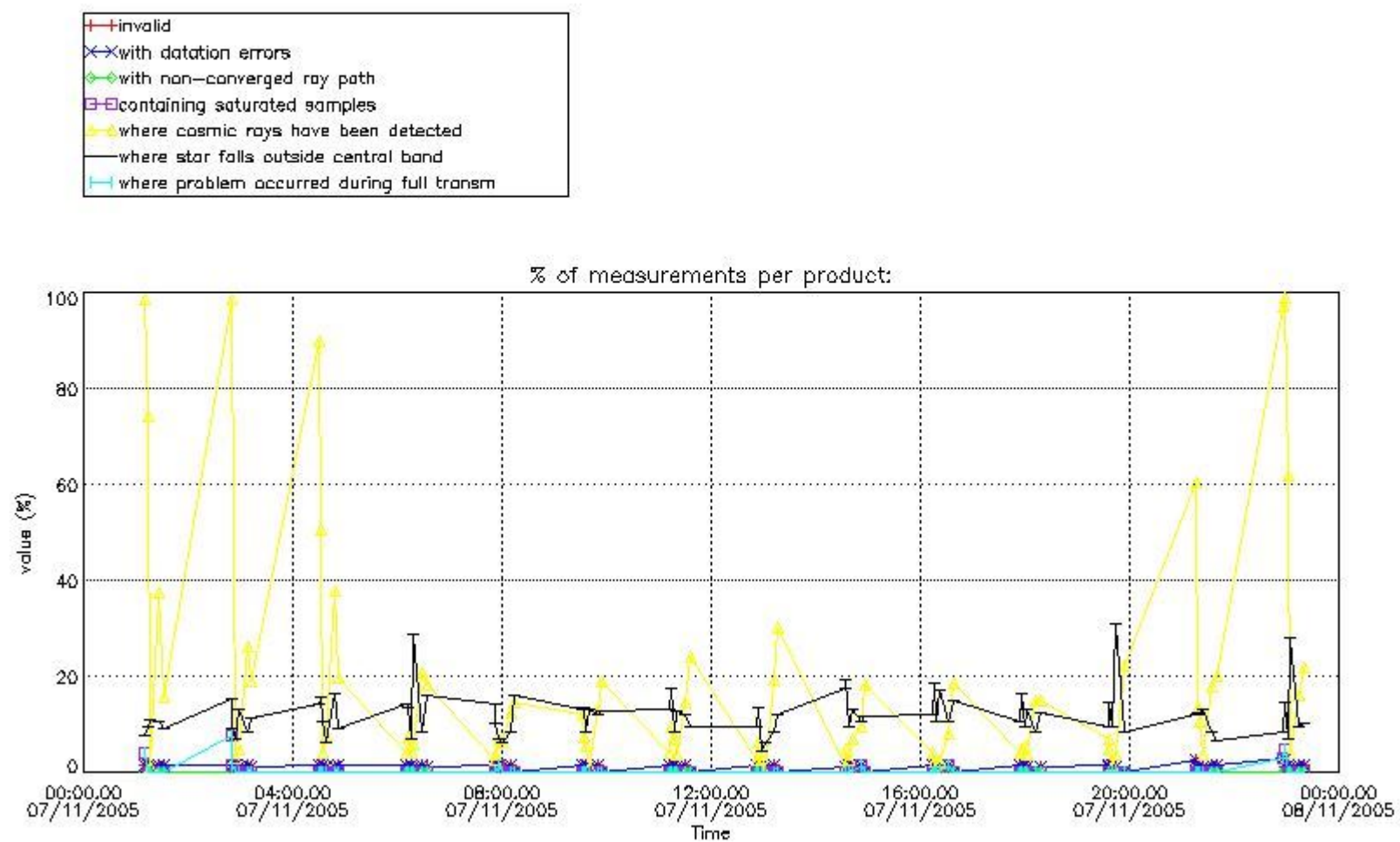
#### 4. Level 1 quality information per product

In this section it is plotted some information contained in the Quality Summary data set of the level 2 products that comes from the level 1b processing. Products without errors (error flag in the MPH set to "0") are used.

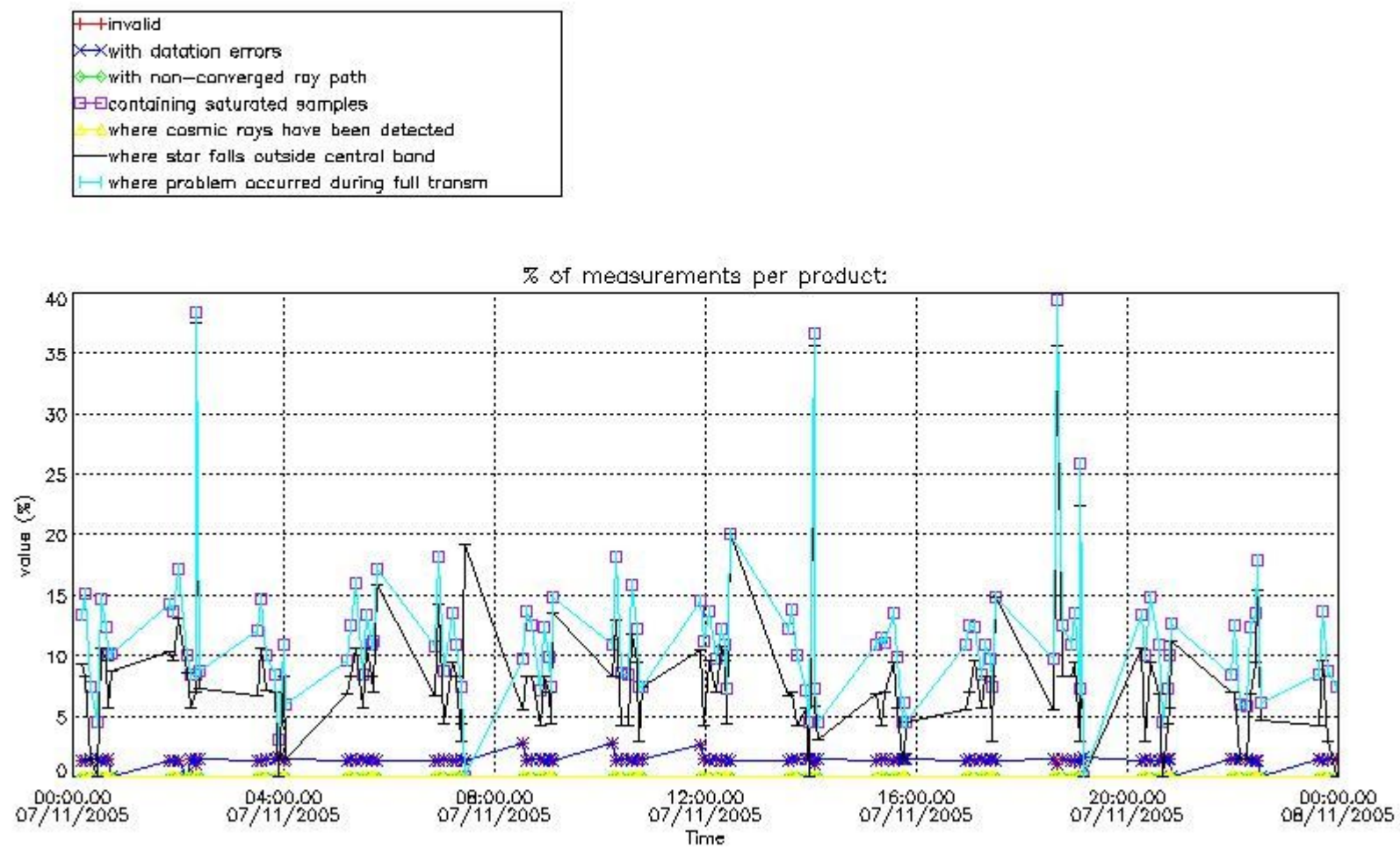
##### 4.1 Plot quality information per product (time dependant) coming from level 1b processing

##### 4.1.1 Plot level 1 quality information per product (time dependant): ENVISAT ASCENDING passes





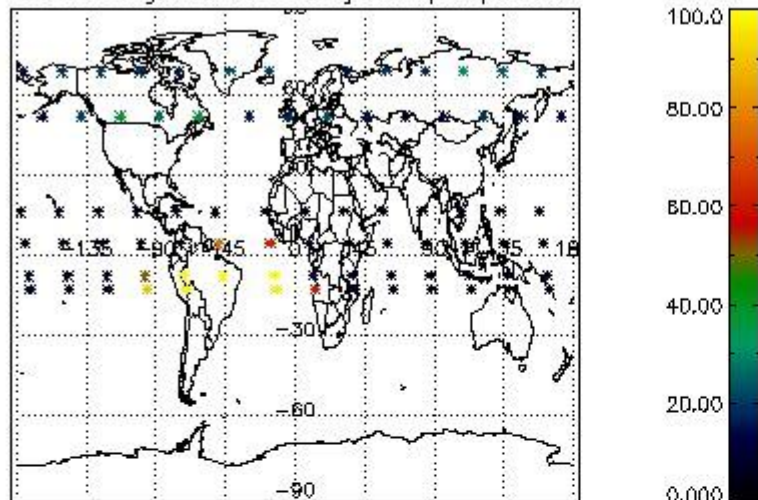
4.1.2 Plot level 1 quality information per product (time dependant): ENVI SAT DESCENDING passes



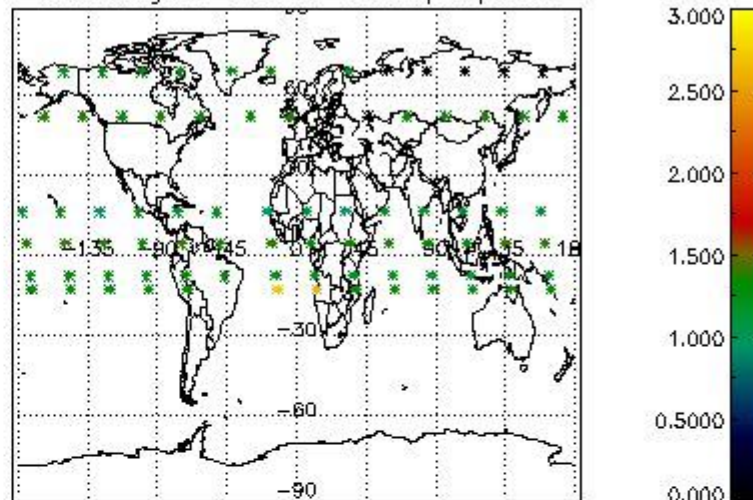
4.2 Plot quality information per product coming from level 1b processing (world map)

4.2.1 Plot level 1 quality information per product (world map): ENVISAT ASCENDING passes

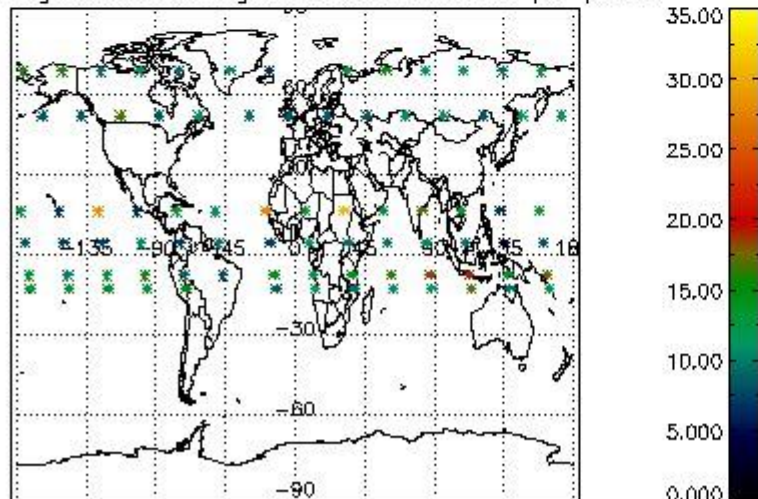
Percentage of cosmic ray hits per profile



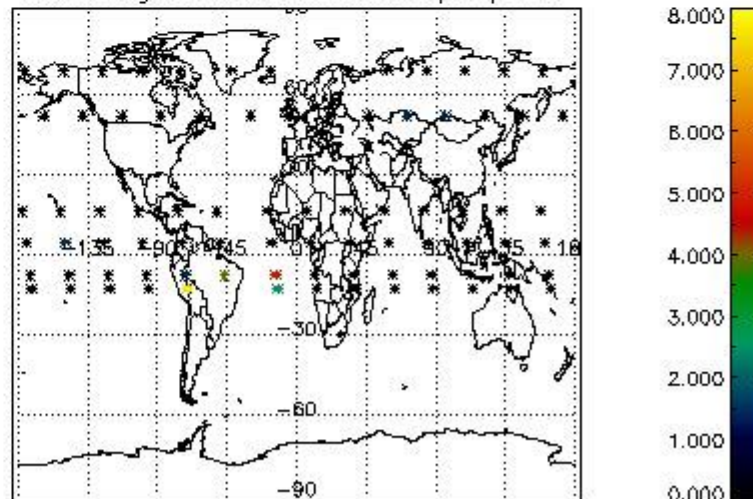
Percentage of datation errors per profile



Percentage of star falling outside central band per profile

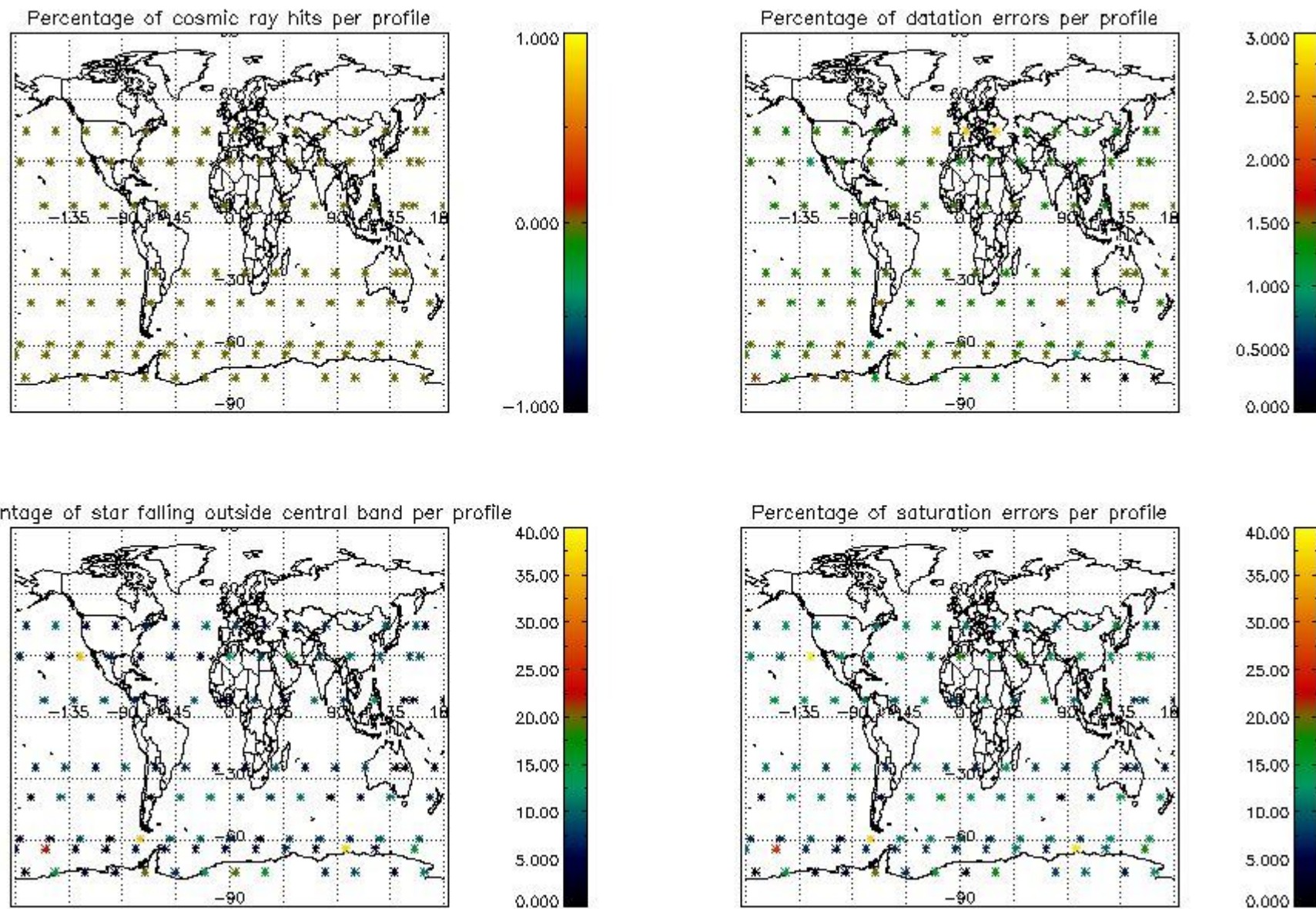


Percentage of saturation errors per profile



4.2.2 Plot level 1 quality information per product (world map): ENVISAT DESCENDING passes





## 5. Trace gas profiles

### 5.1 Ozone statistics based on quality of products

The final quality of the products can be "measured" using the STD (Standard Deviation) attached to every point profile. This information is written to the parameter GOM\_NL\_\_2P/NL\_LOCAL\_SPECIES\_DENSITY/o3\_std of the level 2 products. The table below shows the statistics for given STD ranges.

The statistics are given with respect to the overall valid production:

- Products without fatal errors: GOM\_NL\_\_2P/MPH/PRODUCT\_ERR=0
- Valid point profile: GOM\_NL\_\_2P/NL\_LOCAL\_SPECIES\_DENSITY/pcd(0)=0

The 'Criteria' is applied to valid points of dark limb products:

- Products in dark limb illumination condition: GOM\_NL\_\_2P/NL\_SUMMARY\_QUALITY/obs\_ill\_cond=0
- Products without fatal errors: GOM\_NL\_\_2P/MPH/PRODUCT\_ERR=0
- Valid point profile: GOM\_NL\_\_2P/NL\_LOCAL\_SPECIES\_DENSITY/pcd(0)=0

So, the table below shows the percentage of dark limb and valid observations for each criteria with respect to the overall valid daily observations.

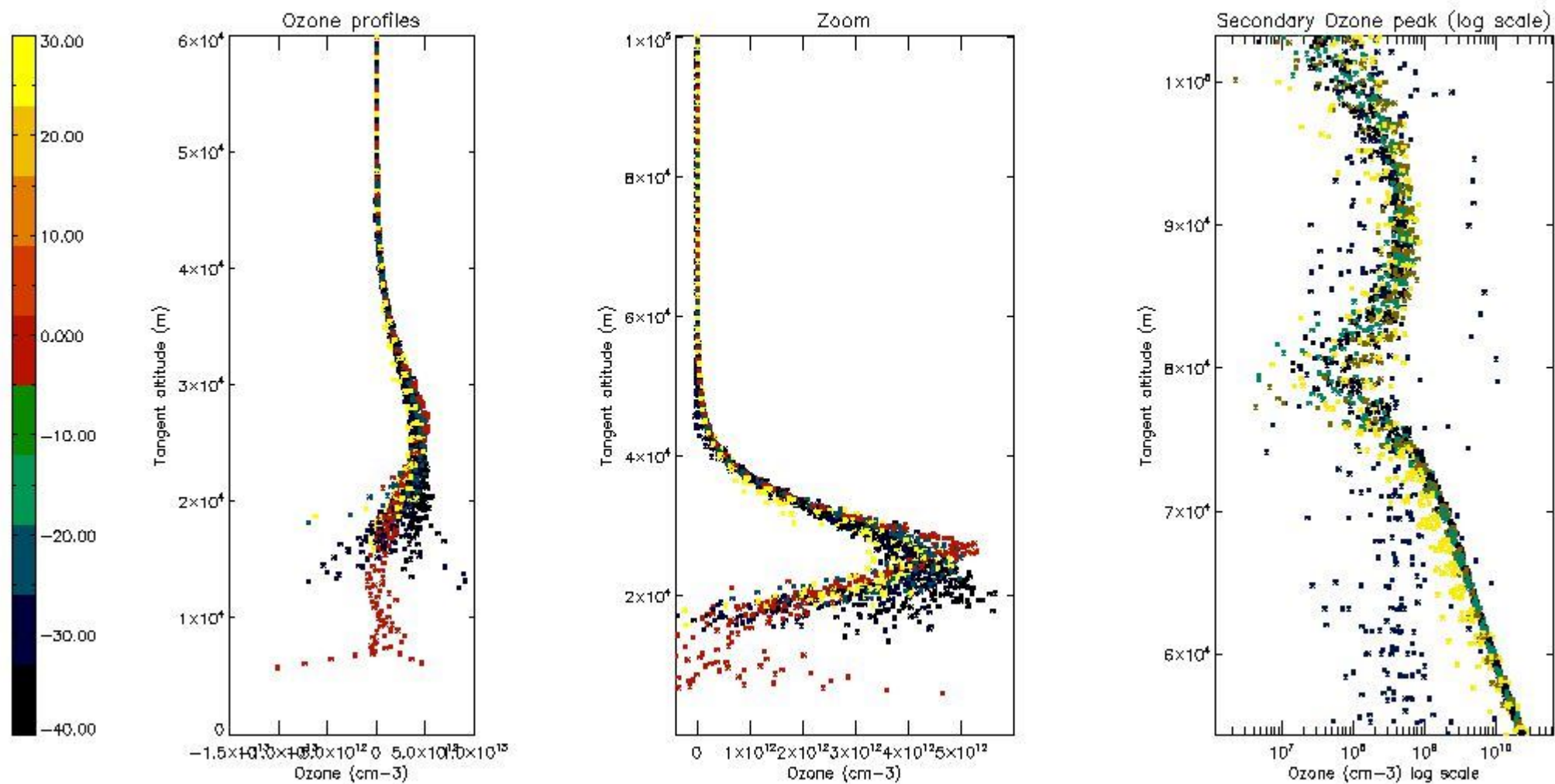
Criteria	% of total production
All STD	38
STD < 20	21



STD < 10	16
STD < 5	8

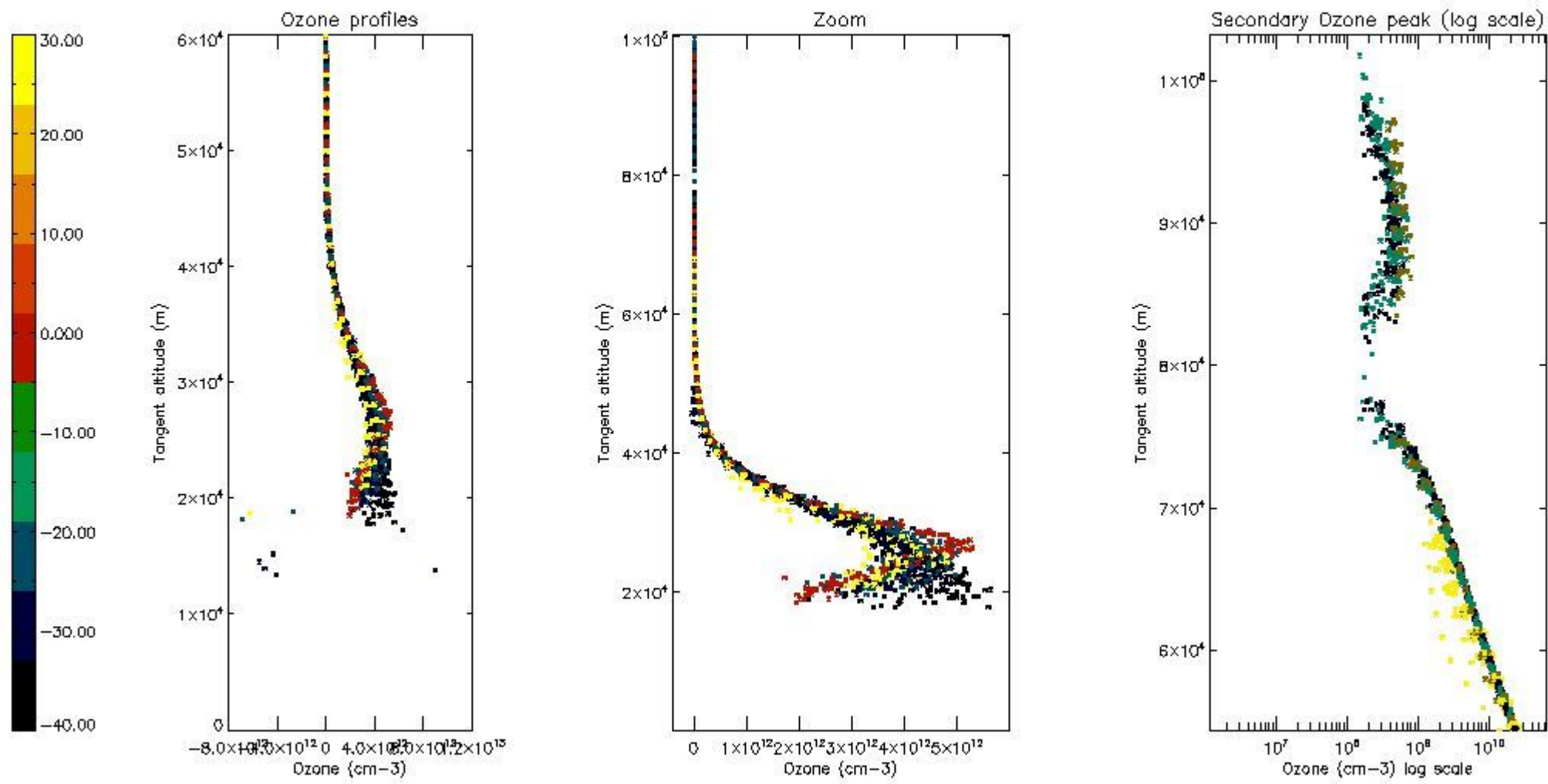
5.2 Plot ozone profiles for all STD (dark without errors)

The colorbar represents the latitude.



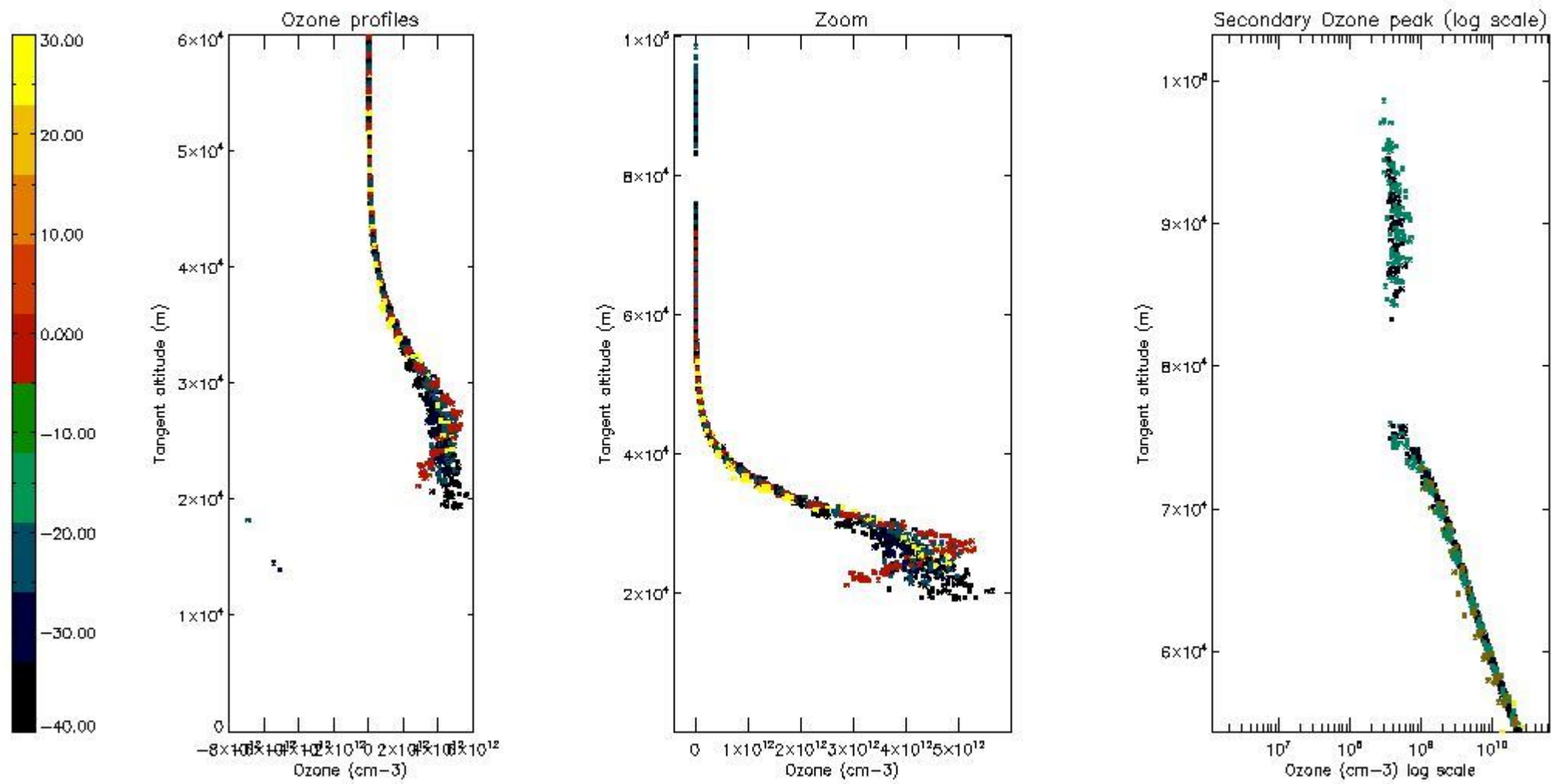
5.3 Plot ozone profiles where STD < 20% (dark without errors)

The colorbar represents the latitude.



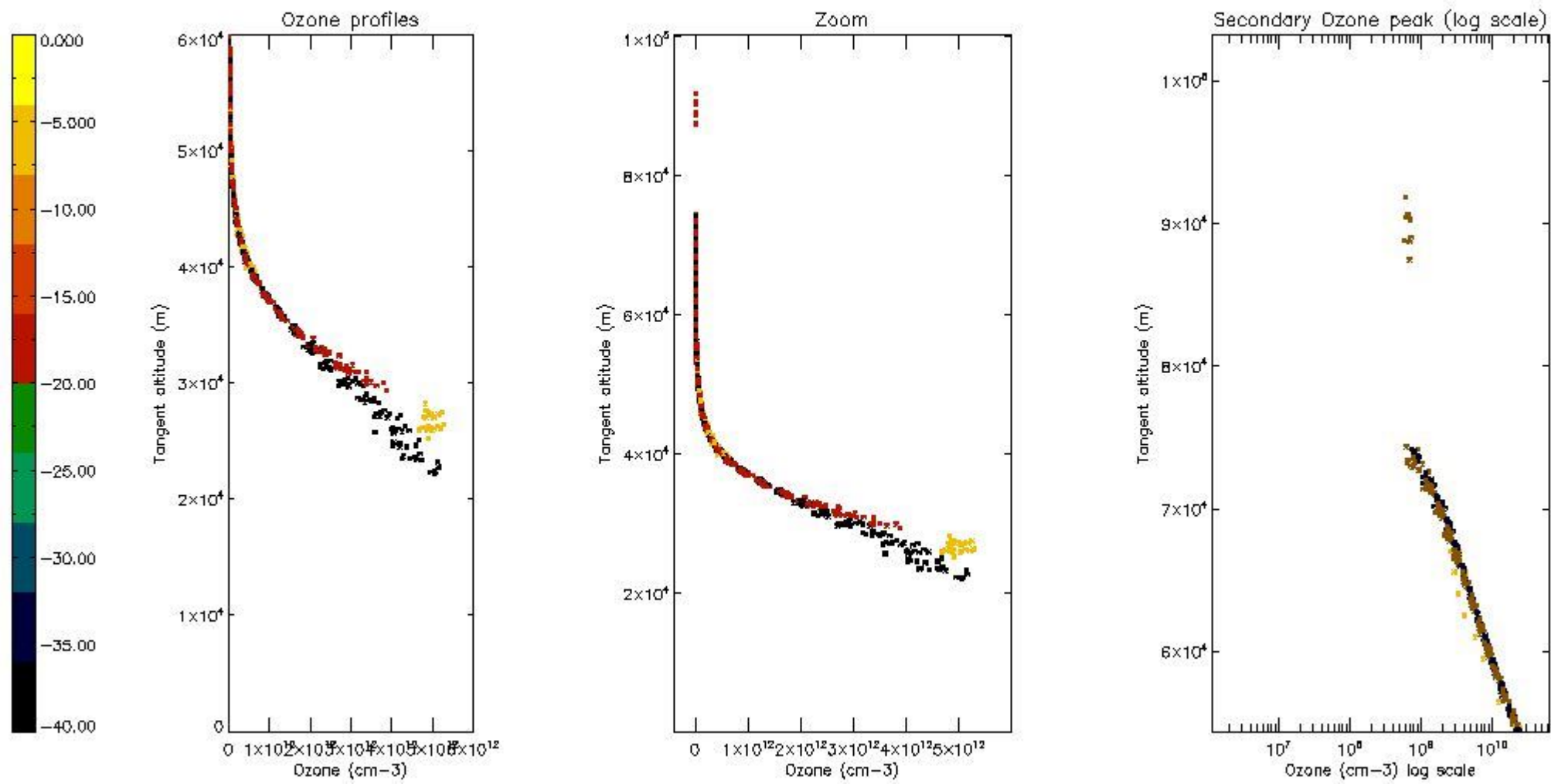
*5.4 Plot ozone profiles where STD < 10% (dark without errors)*

The colorbar represents the latitude.



*5.5 Plot ozone profiles where STD < 5% (dark without errors)*

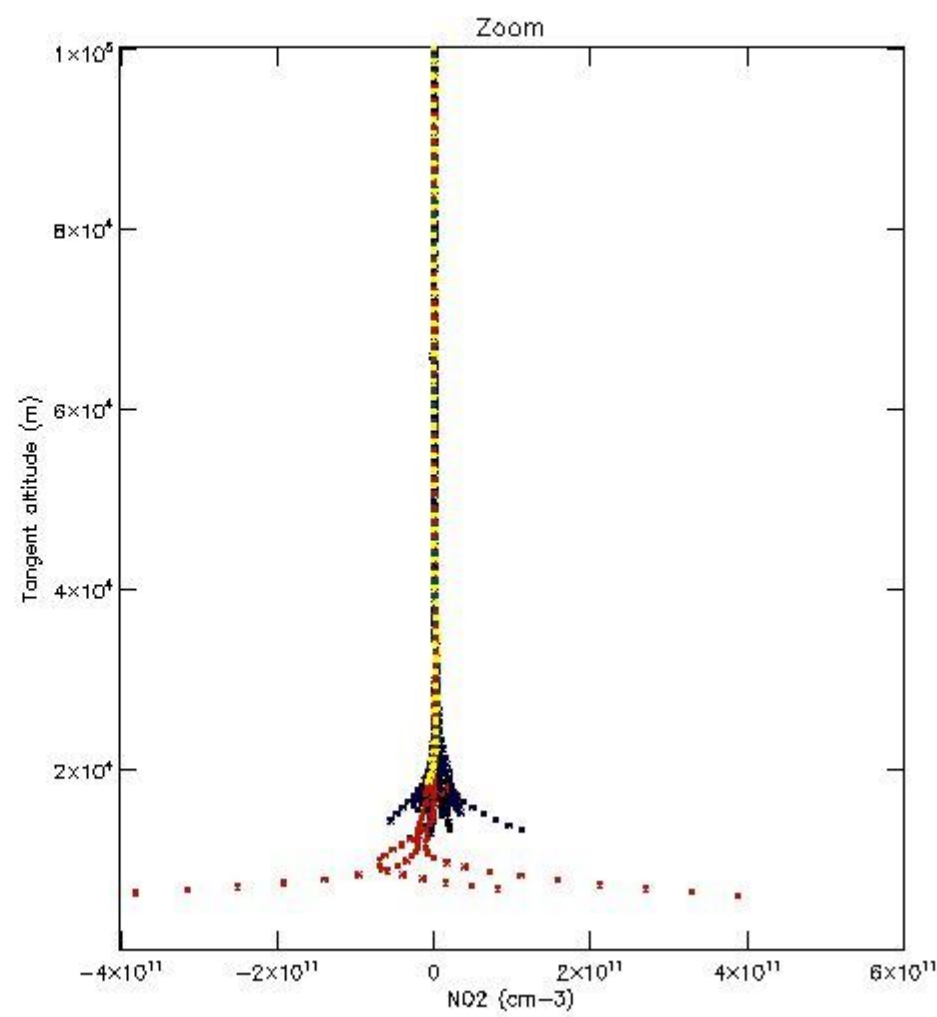
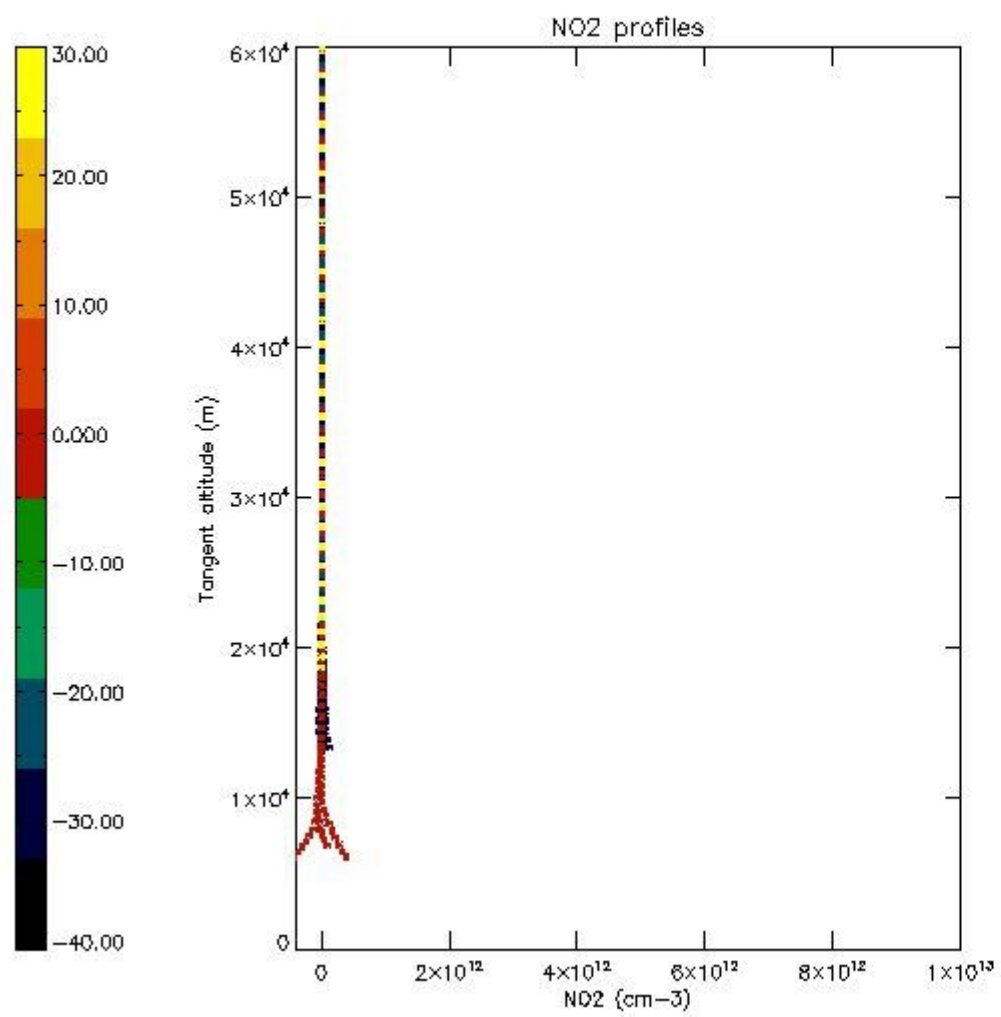
The colorbar represents the latitude.



*5.6 Plot NO<sub>2</sub> profiles for all STD (dark without errors)*

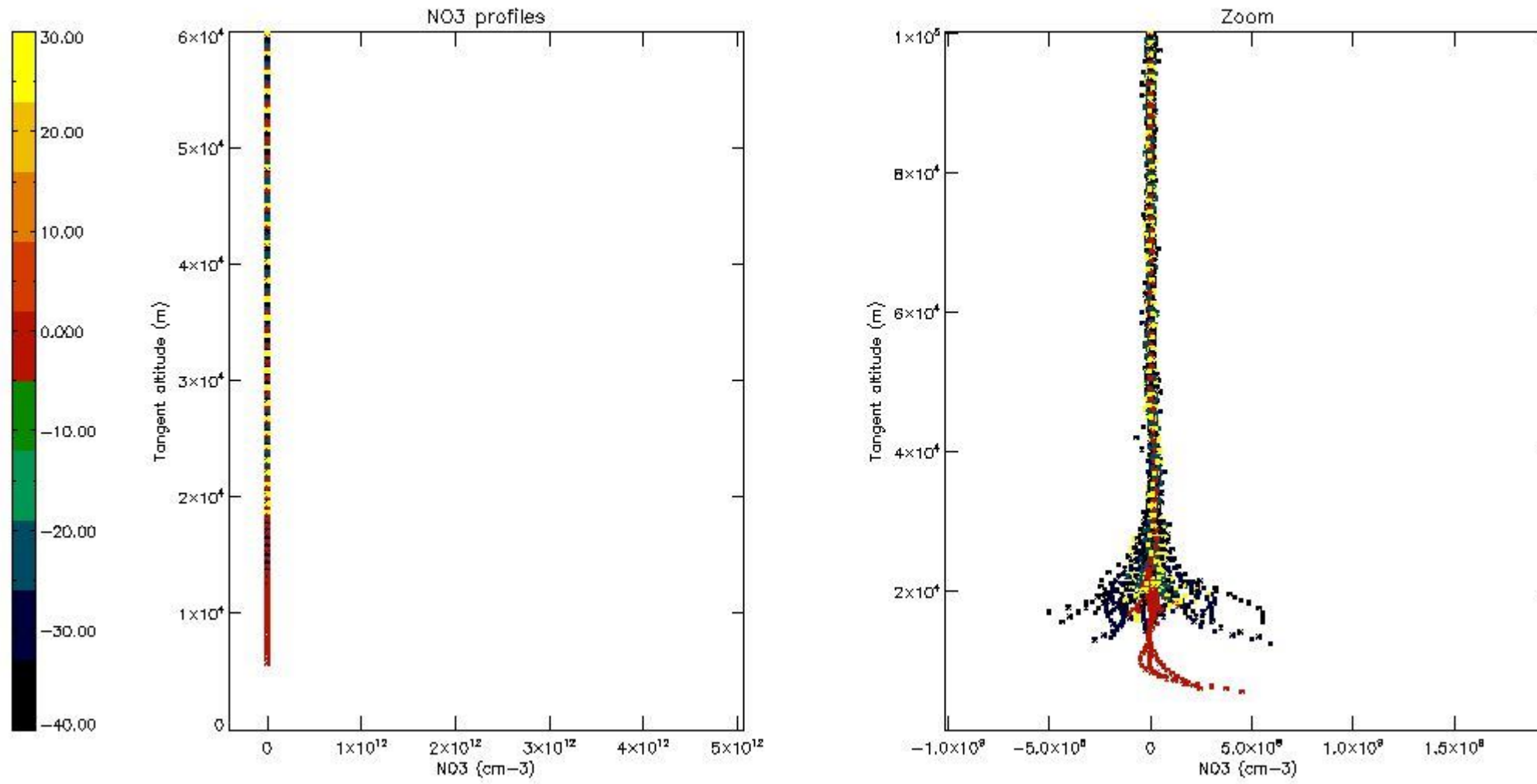
The colorbar represents the latitude.





*5.7 Plot NO3 profiles for all STD (dark without errors)*

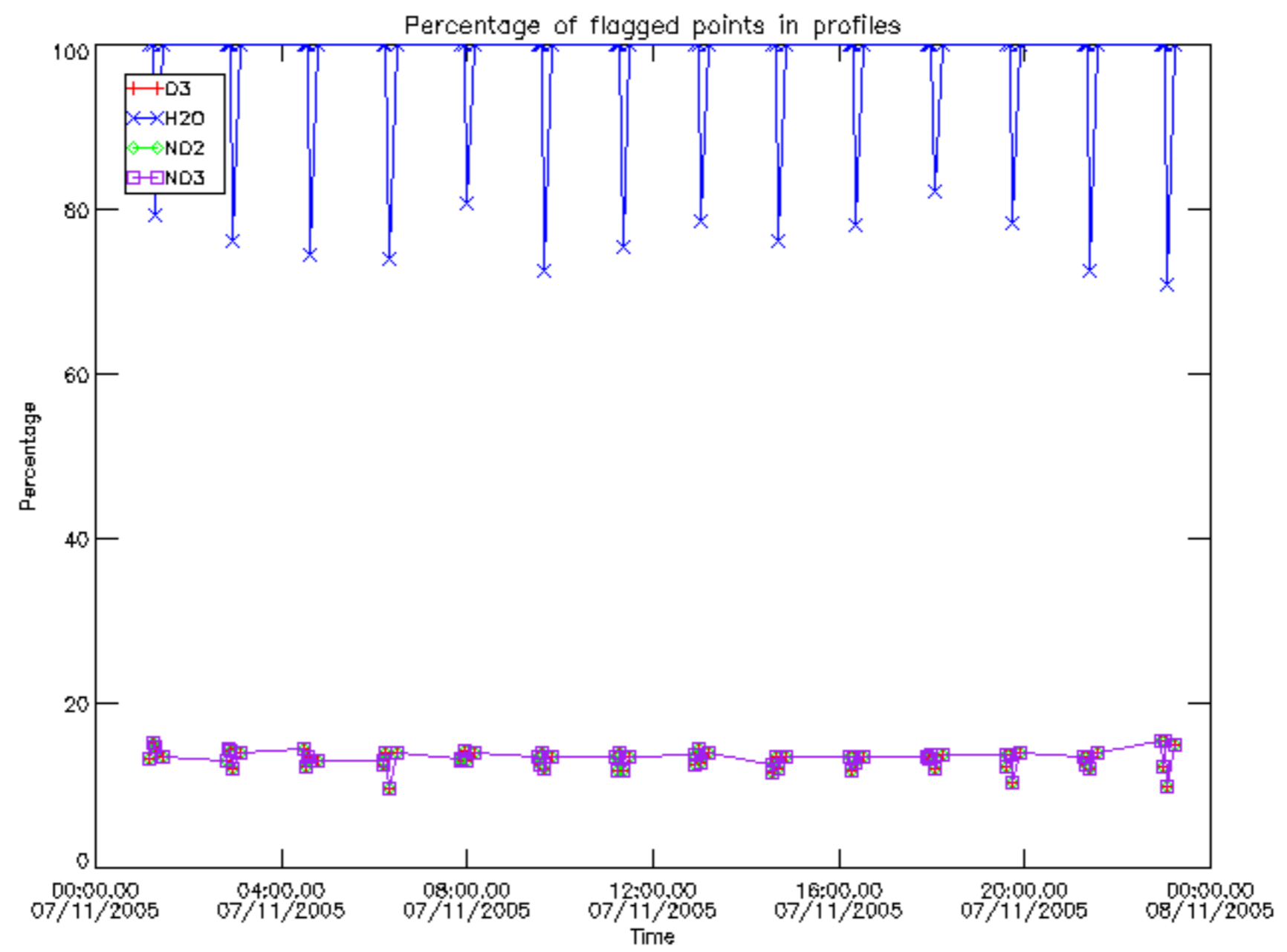
The colorbar represents the latitude.



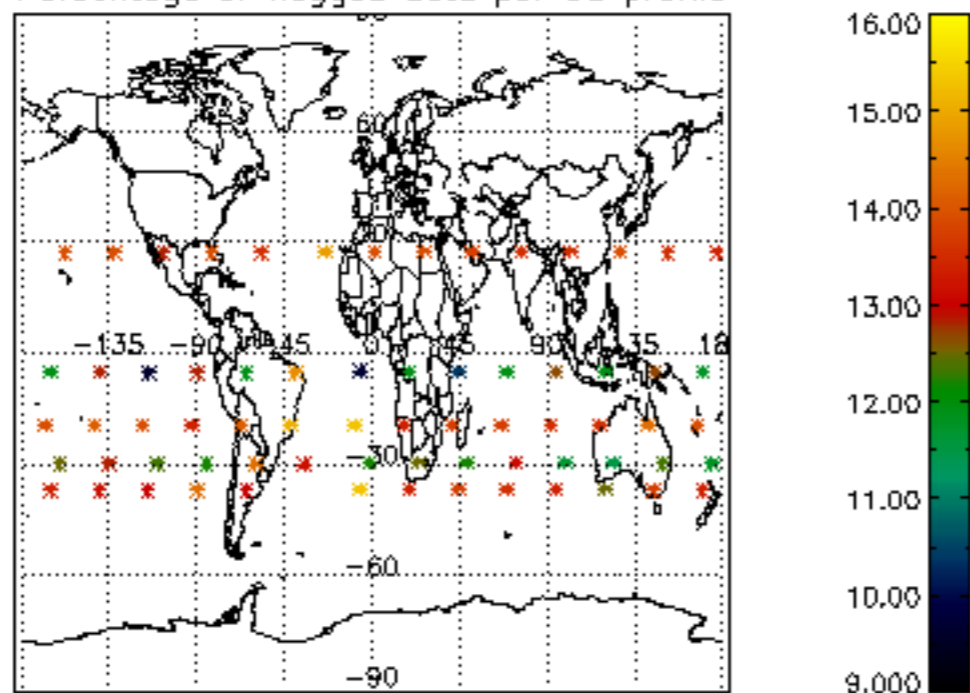
## 6. Auxiliary Data Files used for the production reported in section 2

The number reported in the third column indicates since which file (see list in section 2) the corresponding auxiliary file has been used. The fourth column is the date of those product files.

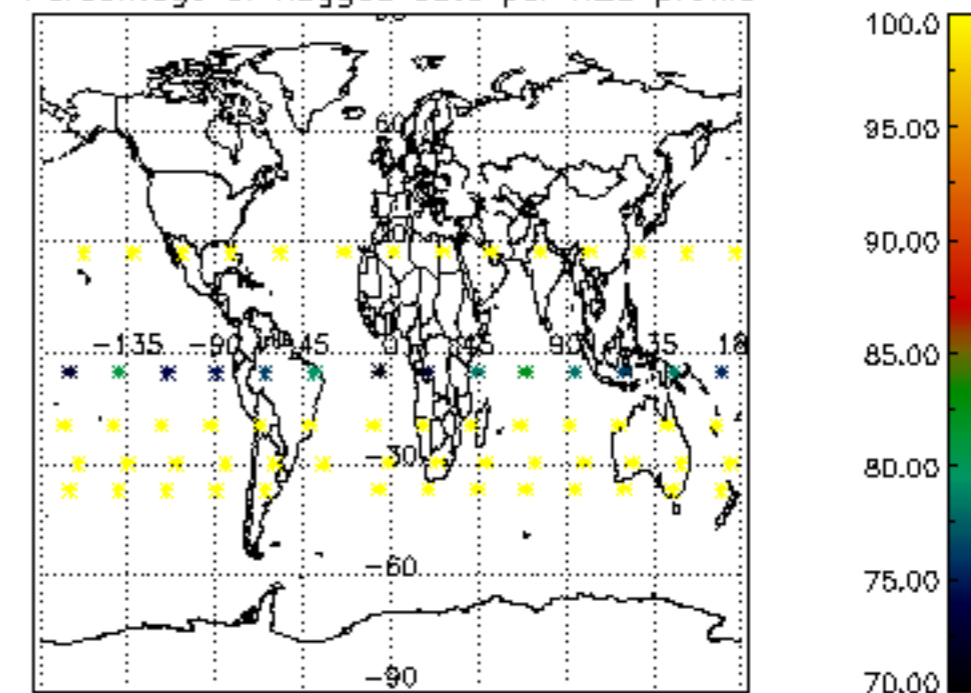
Type	Auxiliary Filename	Used since product	Used since product date
INST_PHYS_CHARACTERISTICS	GOM_INS_AXVIEC20091111_143220_20030716_120000_20500101_000000	1	07-NOV-2005 00:09:25
LEVEL-2_PROC_CONFIG	GOM_PR2_AXVIEC20091111_152718_20020301_000000_20500101_000000	1	07-NOV-2005 00:09:25
CROSS_SECTIONS_FILE	GOM_CRS_AXVIEC20091111_154832_20020301_000000_20500101_000000	1	07-NOV-2005 00:09:25



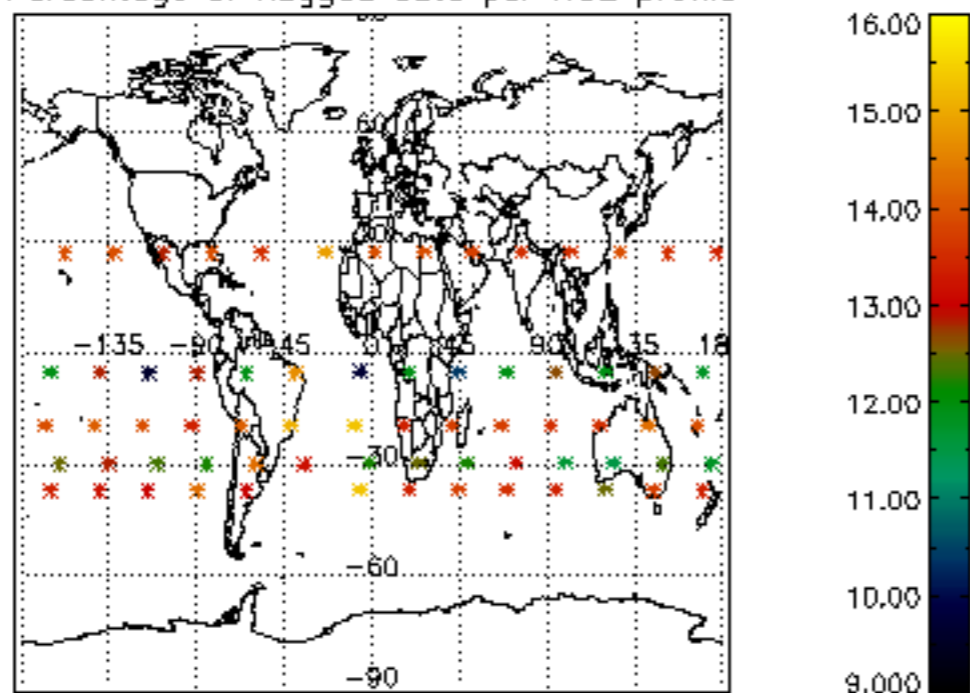
Percentage of flagged data per D3 profile



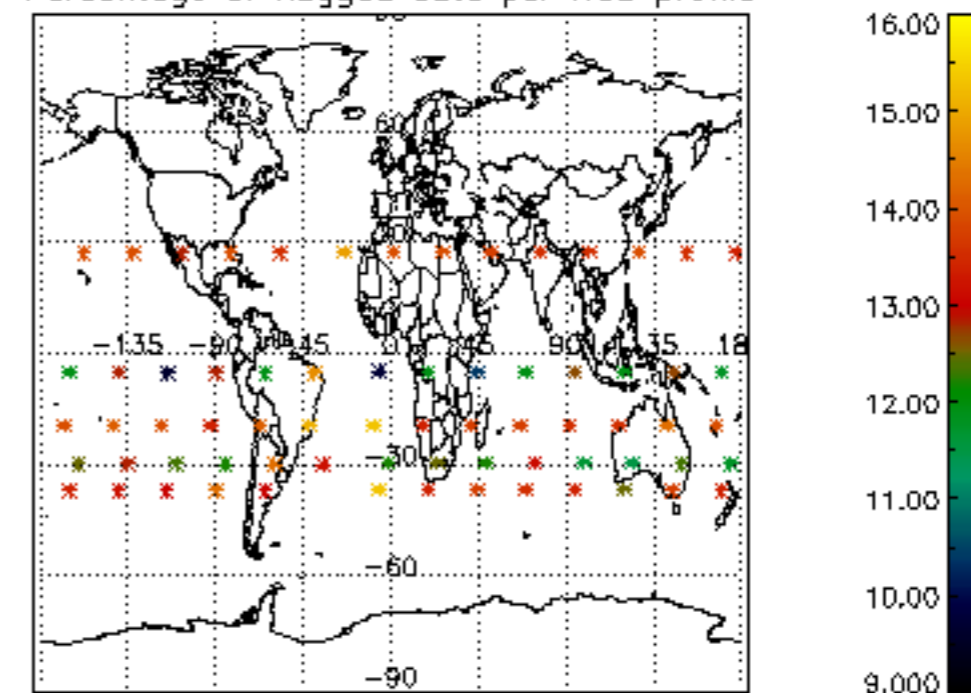
Percentage of flagged data per H2O profile



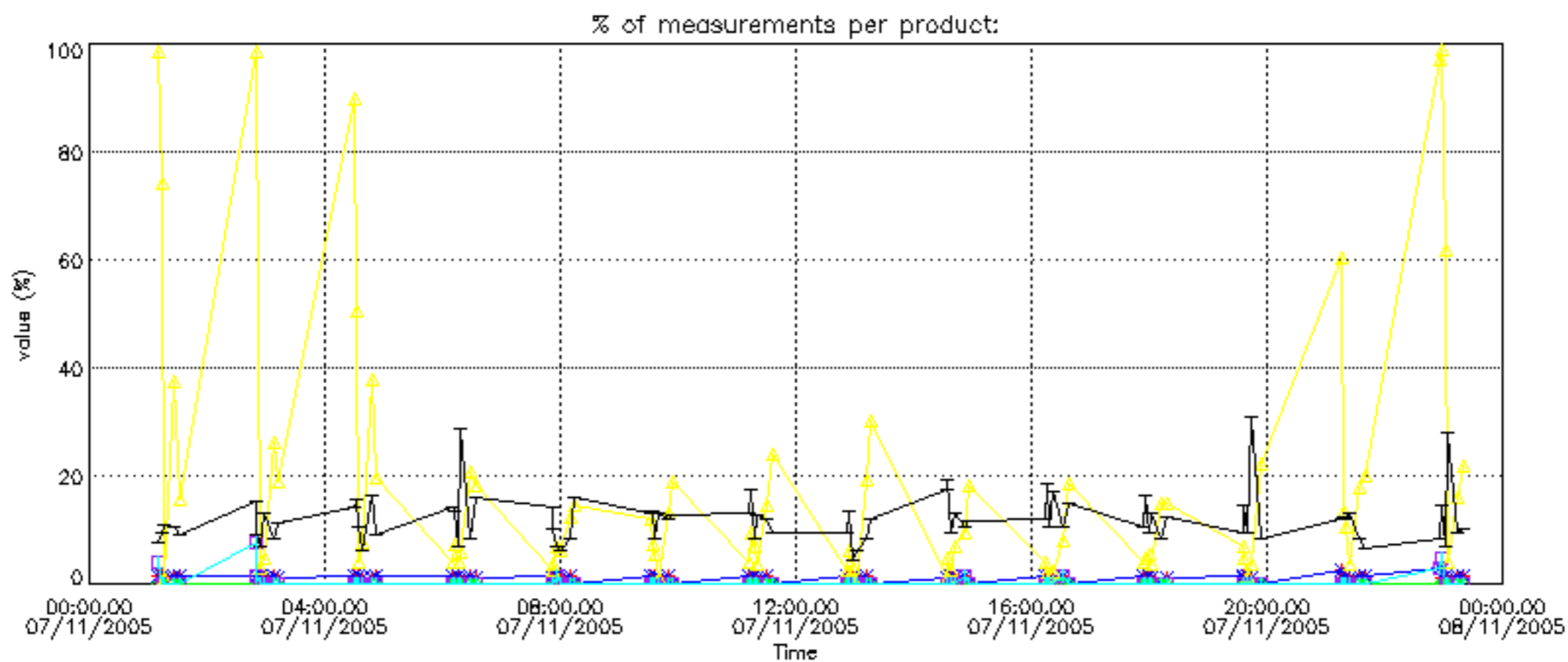
Percentage of flagged data per NO2 profile

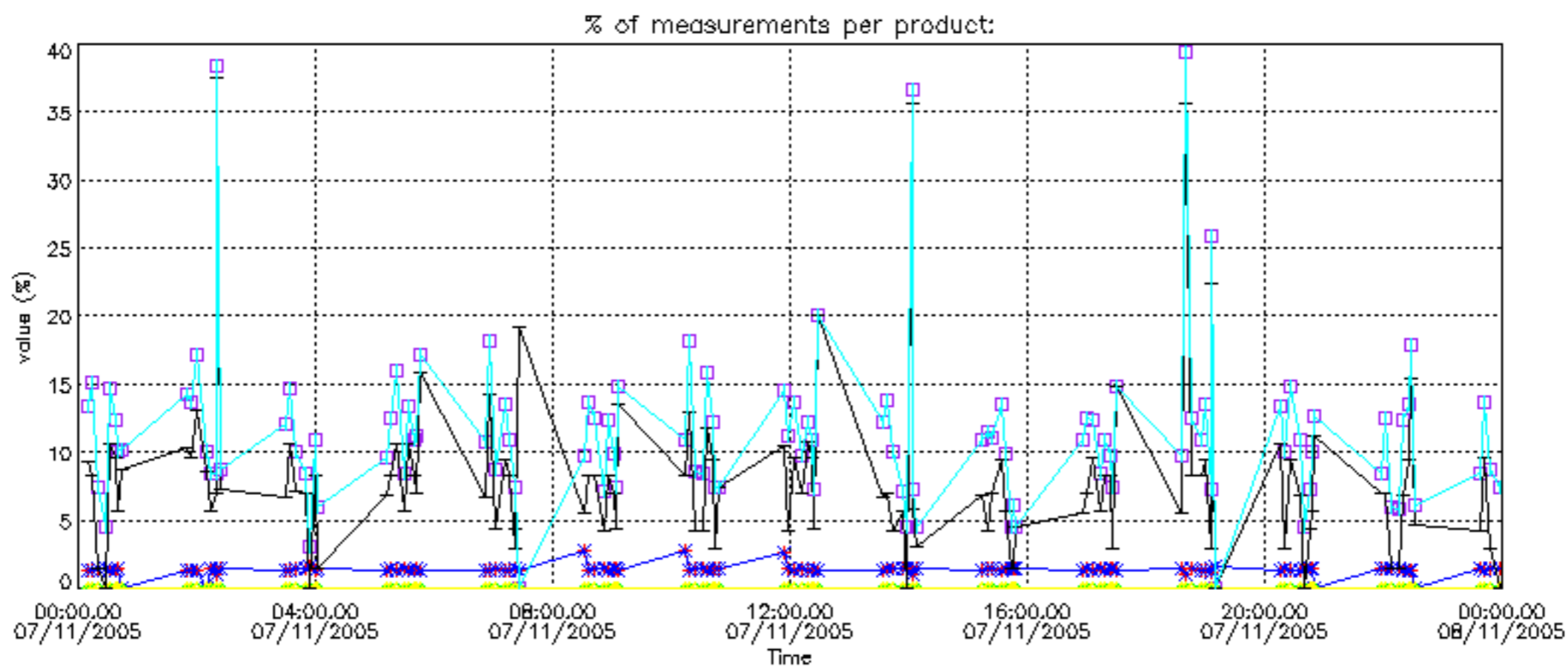


Percentage of flagged data per NO3 profile

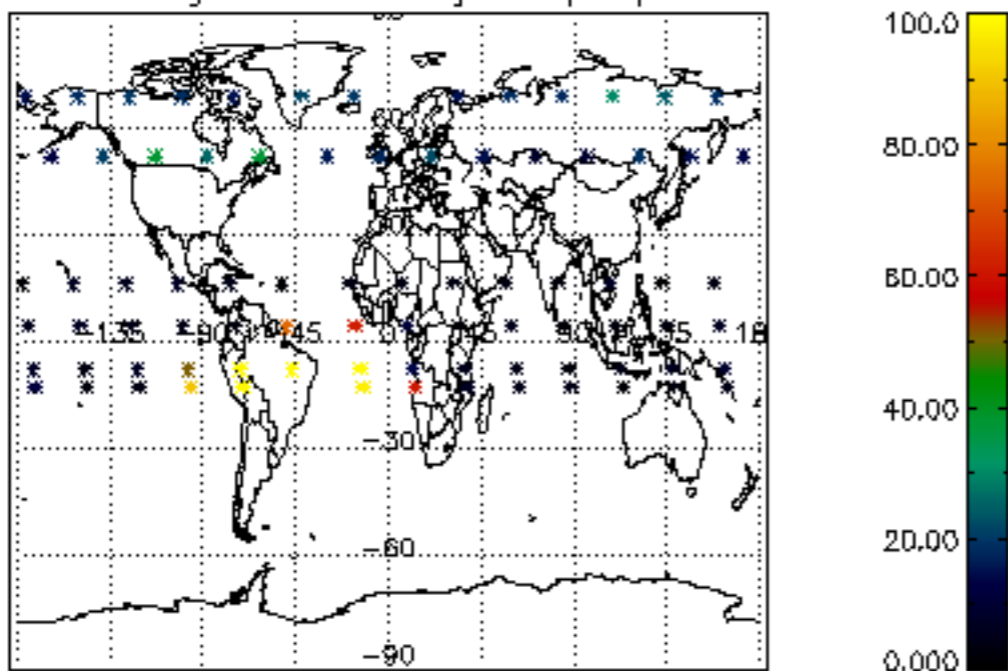




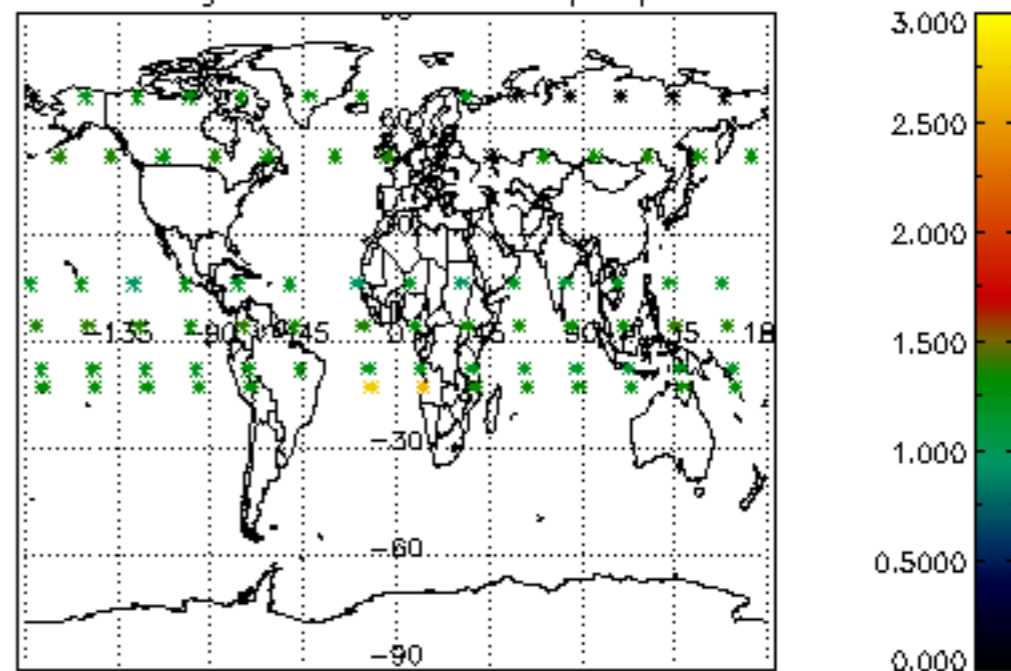




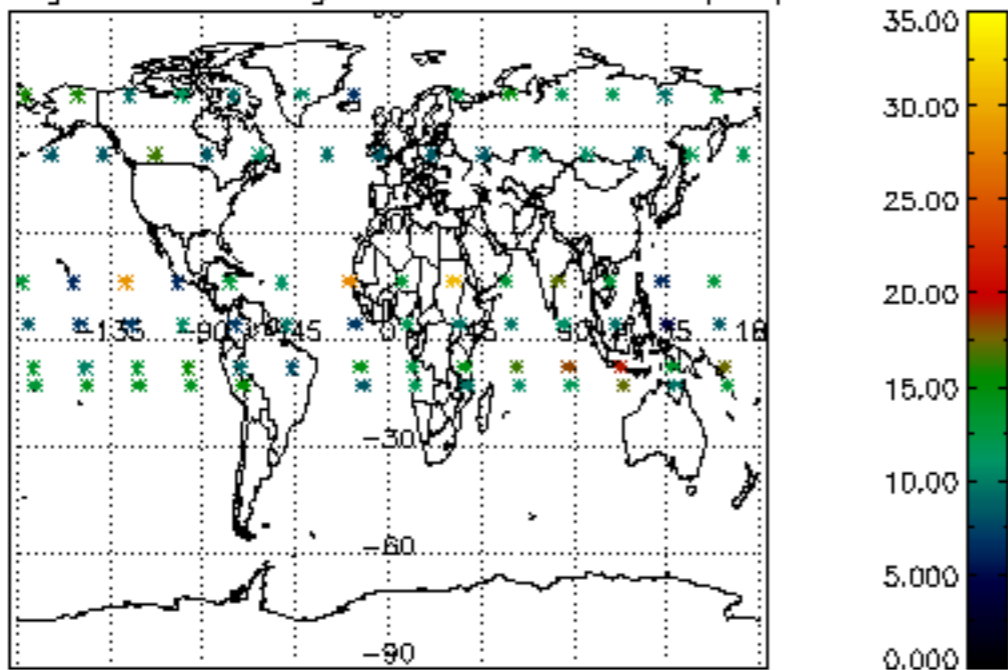
Percentage of cosmic ray hits per profile



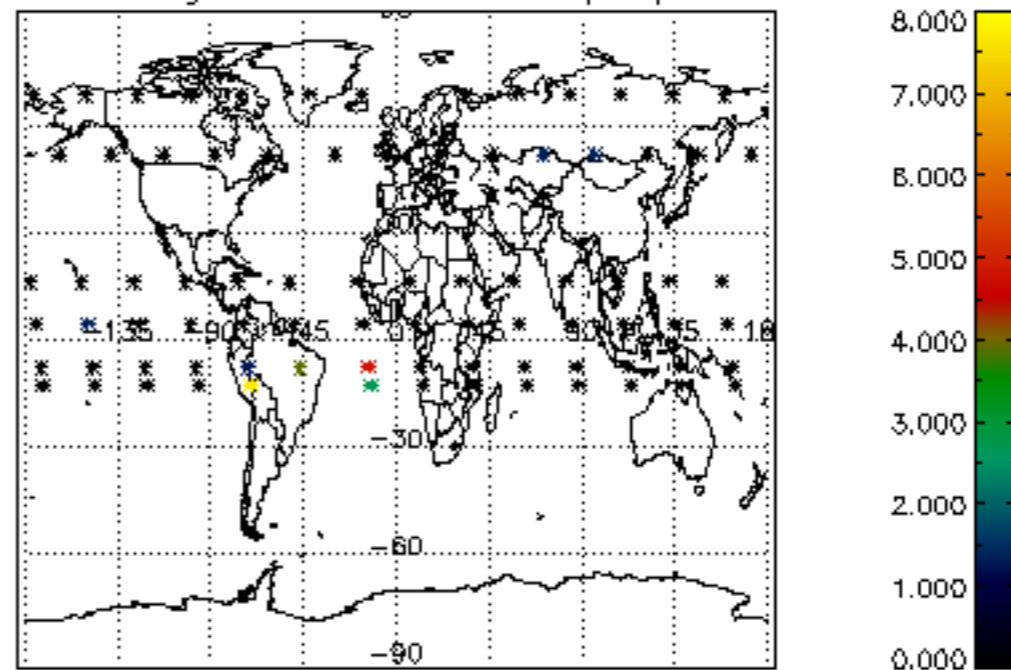
Percentage of datation errors per profile



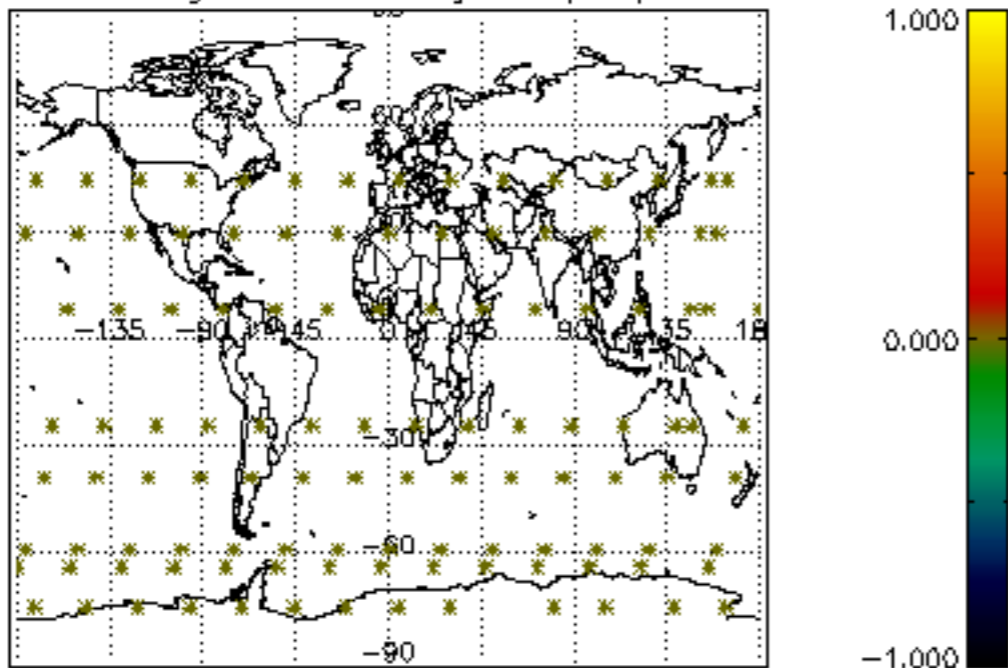
Percentage of star falling outside central band per profile



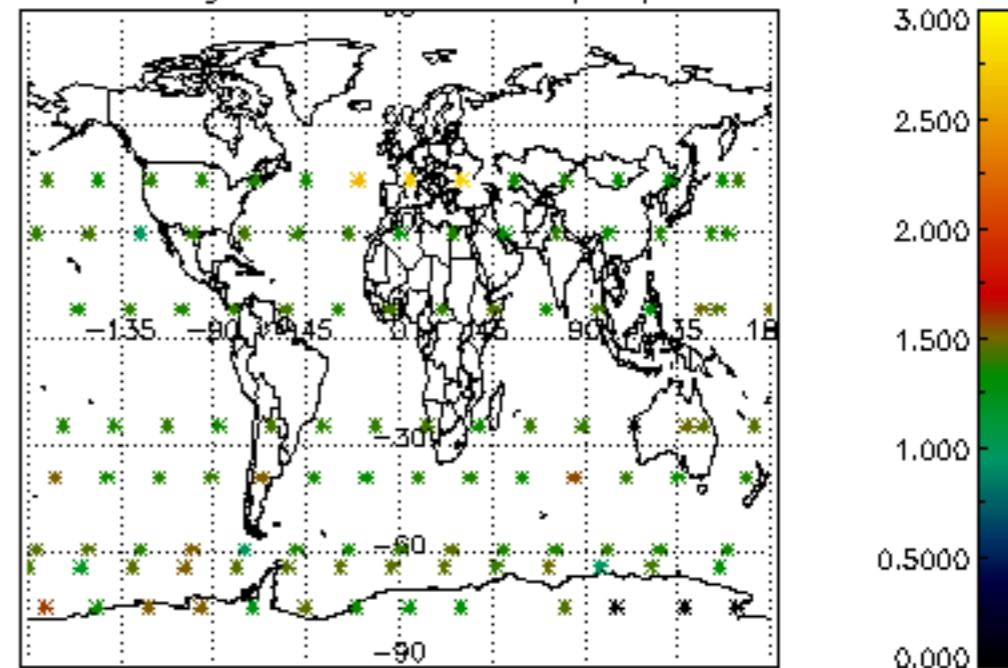
Percentage of saturation errors per profile



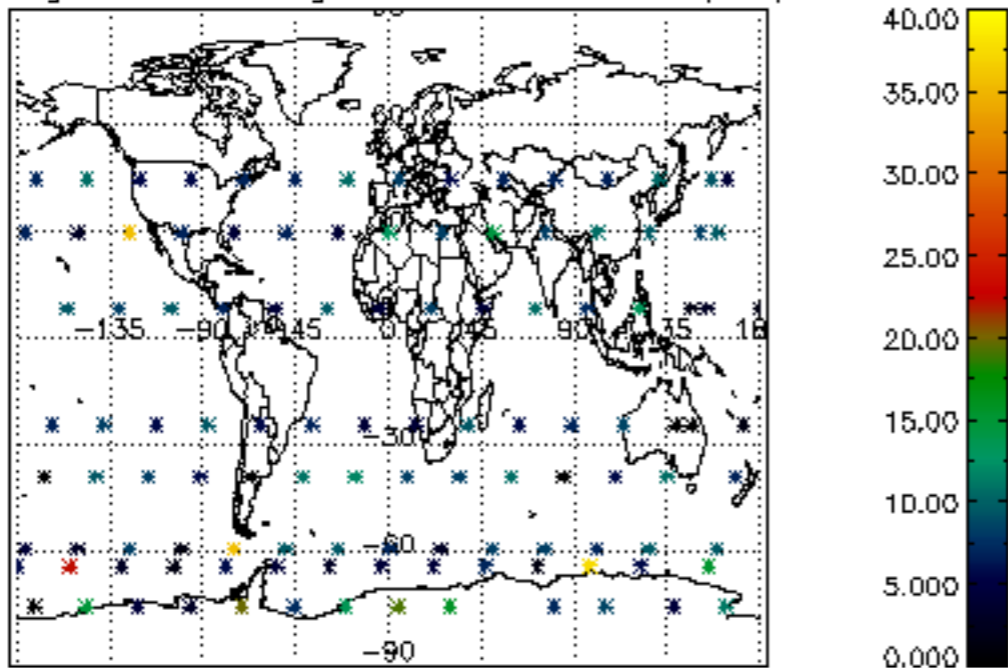
Percentage of cosmic ray hits per profile



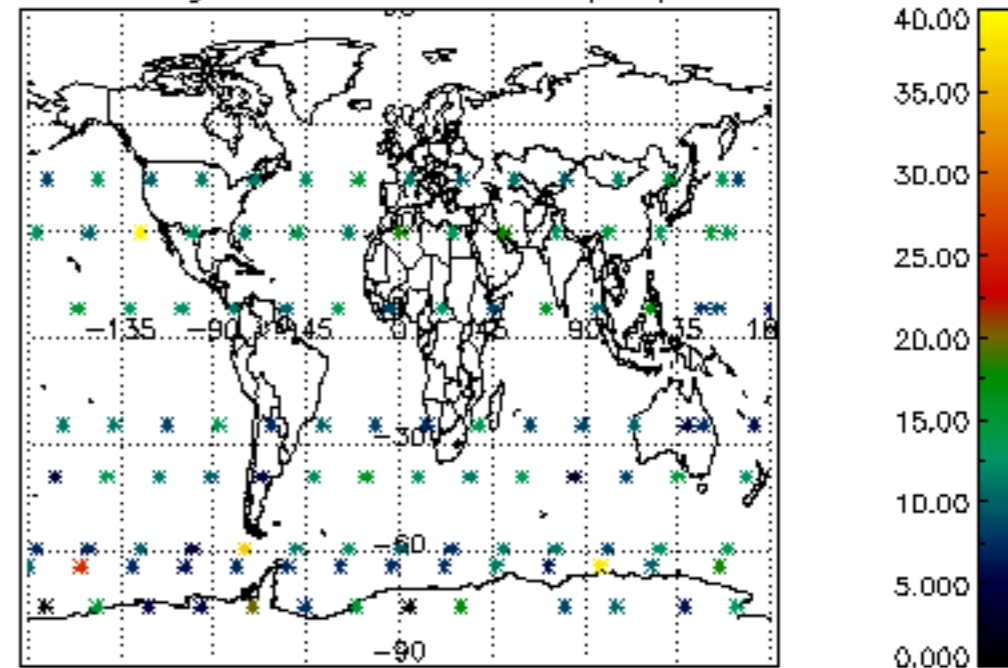
Percentage of datation errors per profile



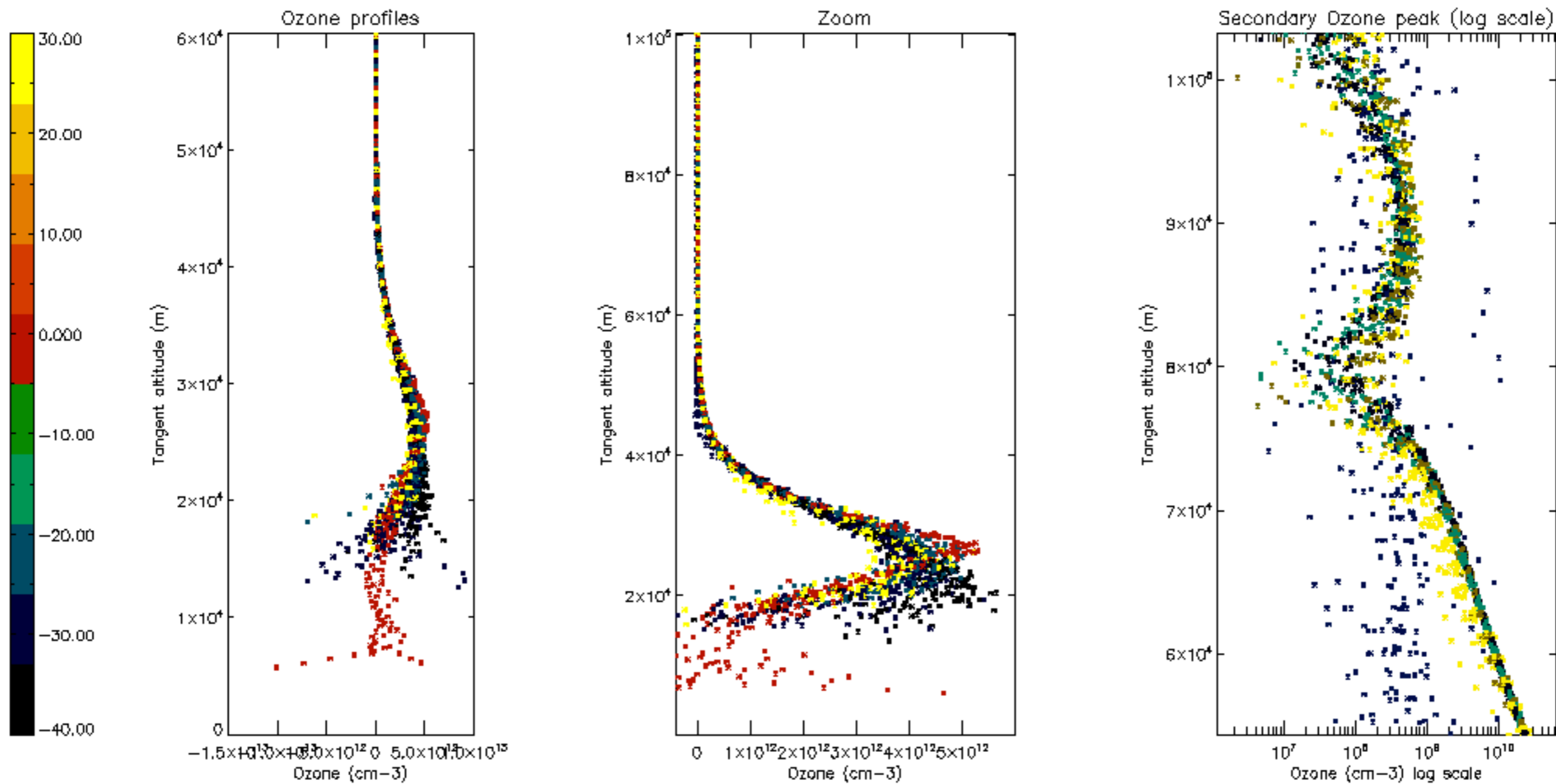
Percentage of star falling outside central band per profile

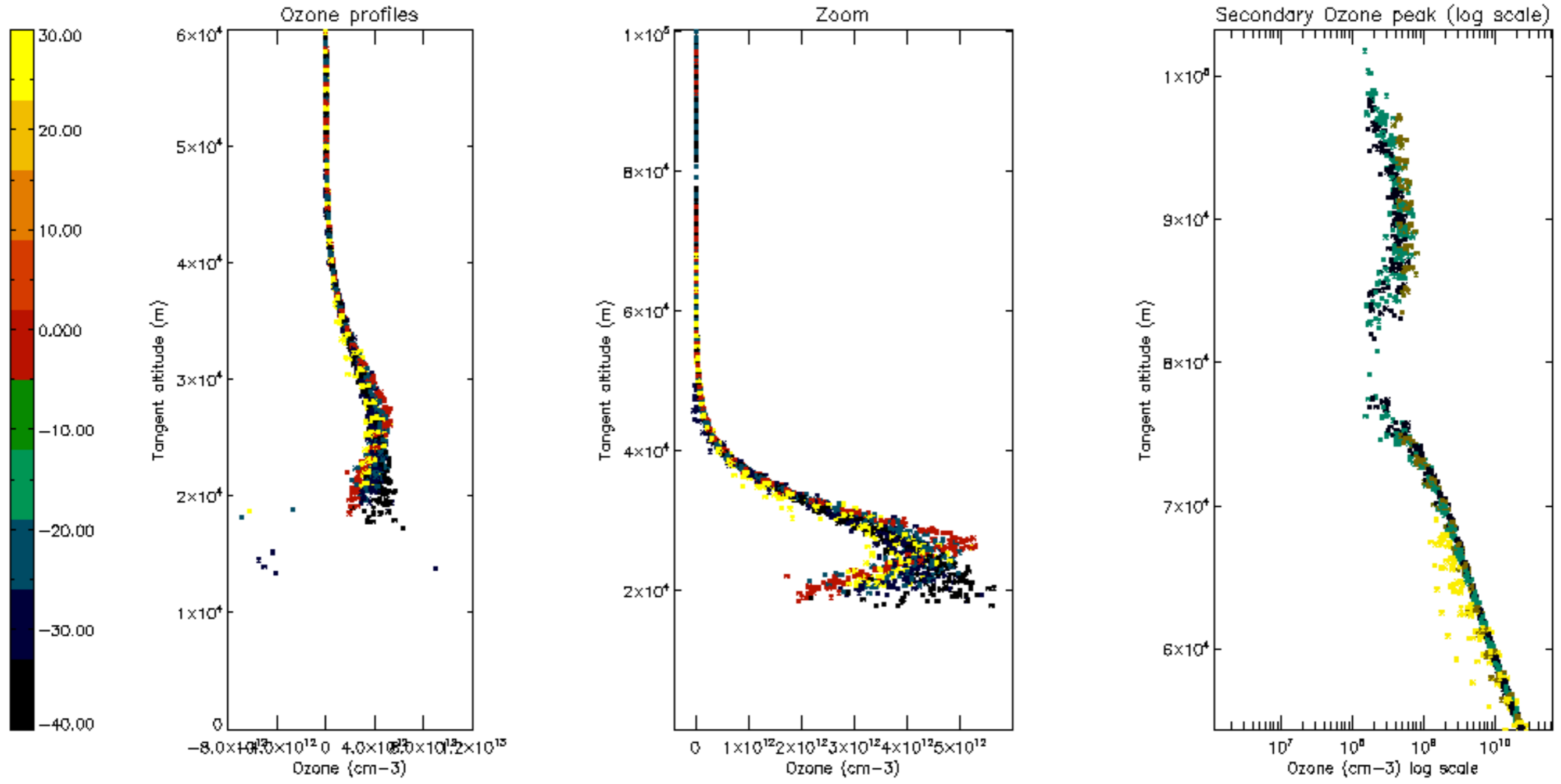


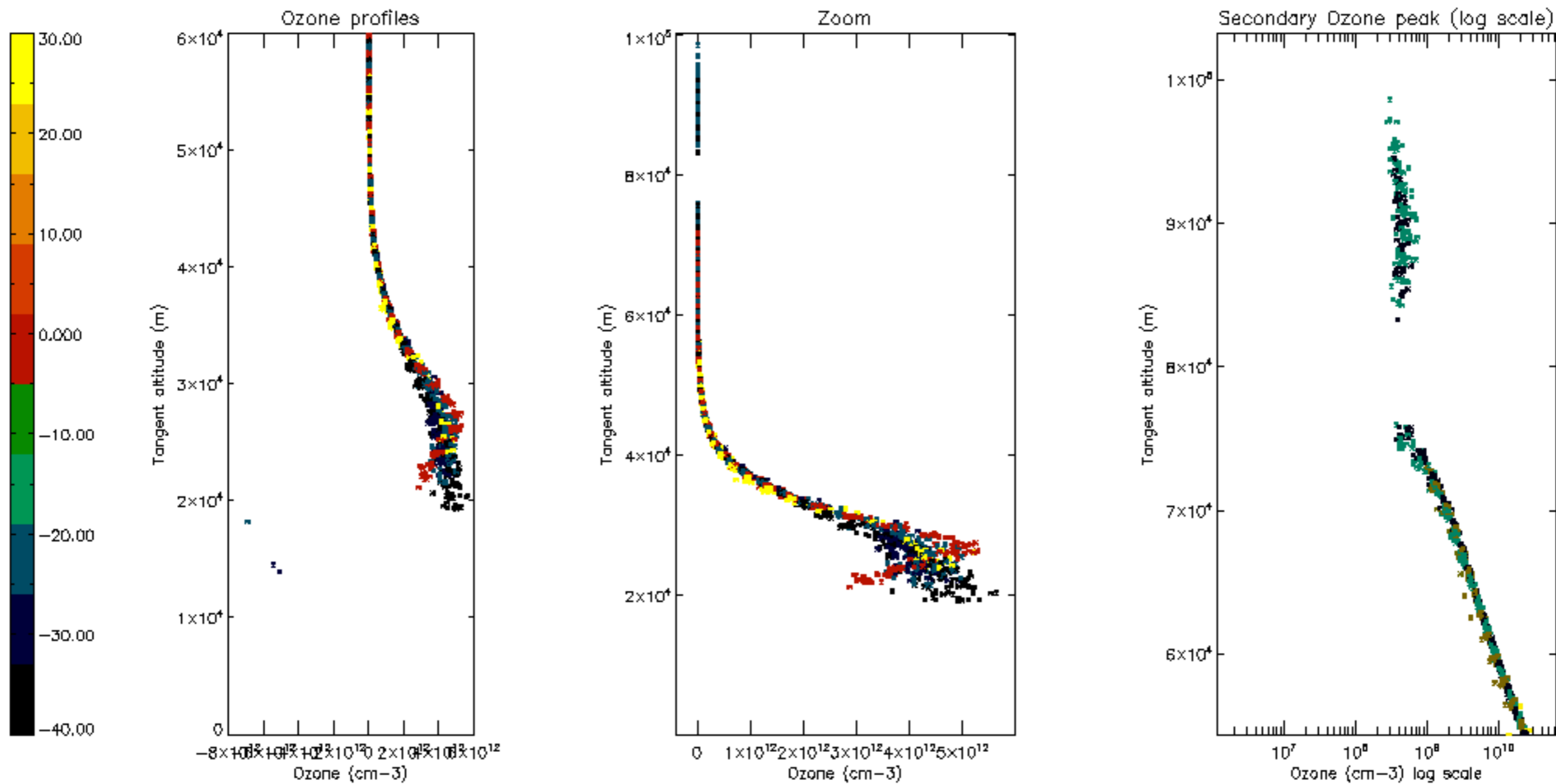
Percentage of saturation errors per profile

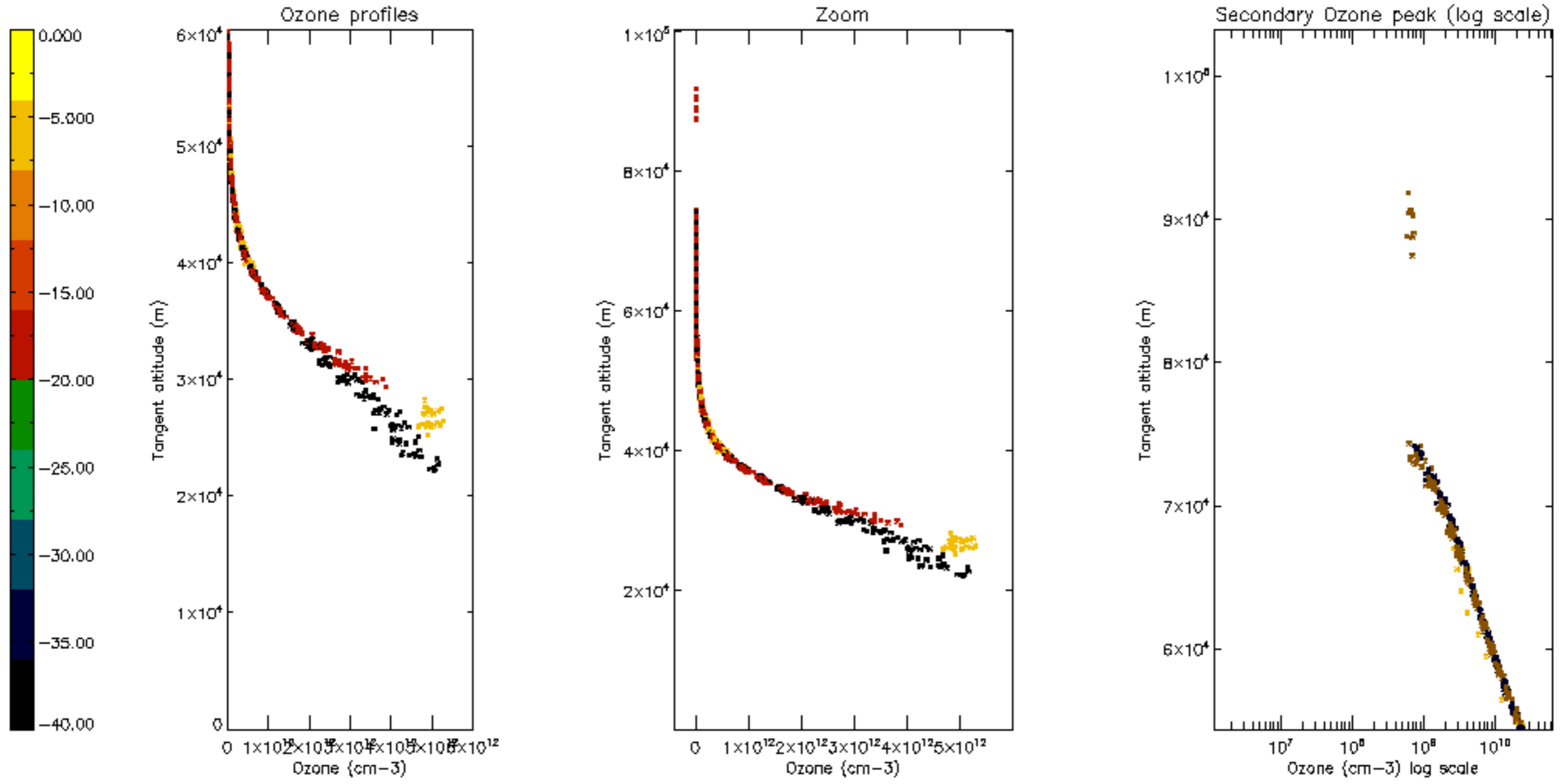




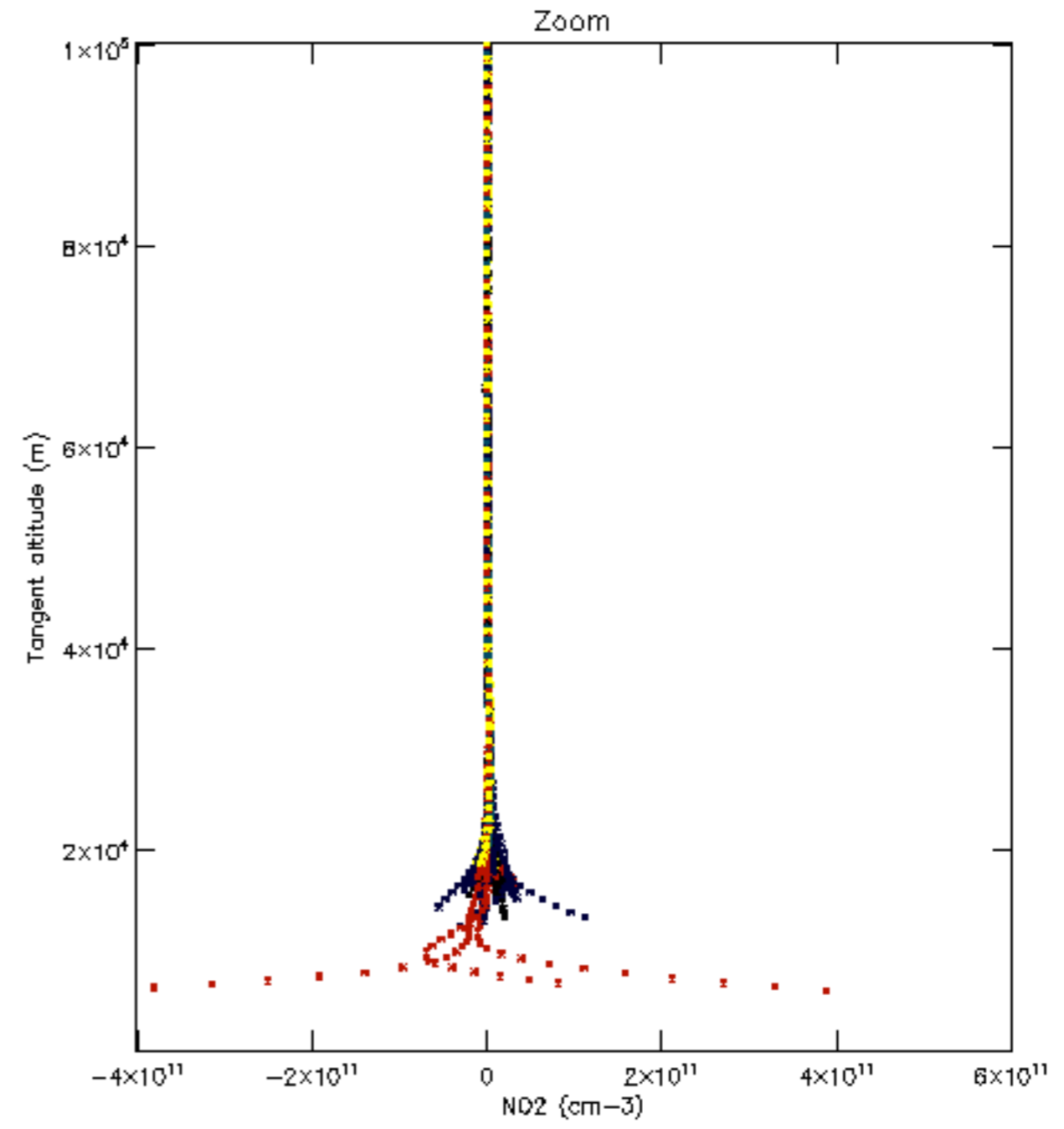
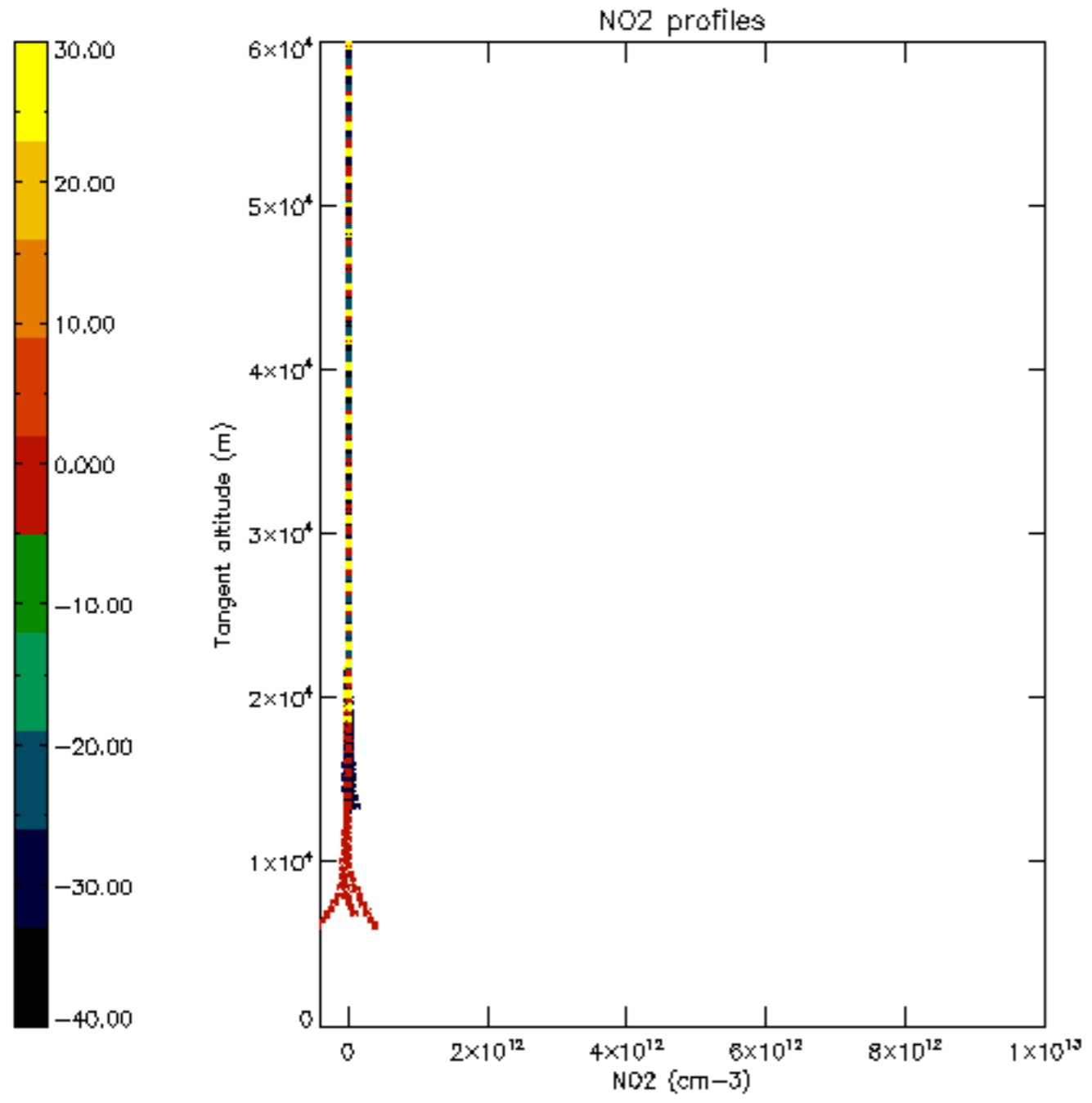


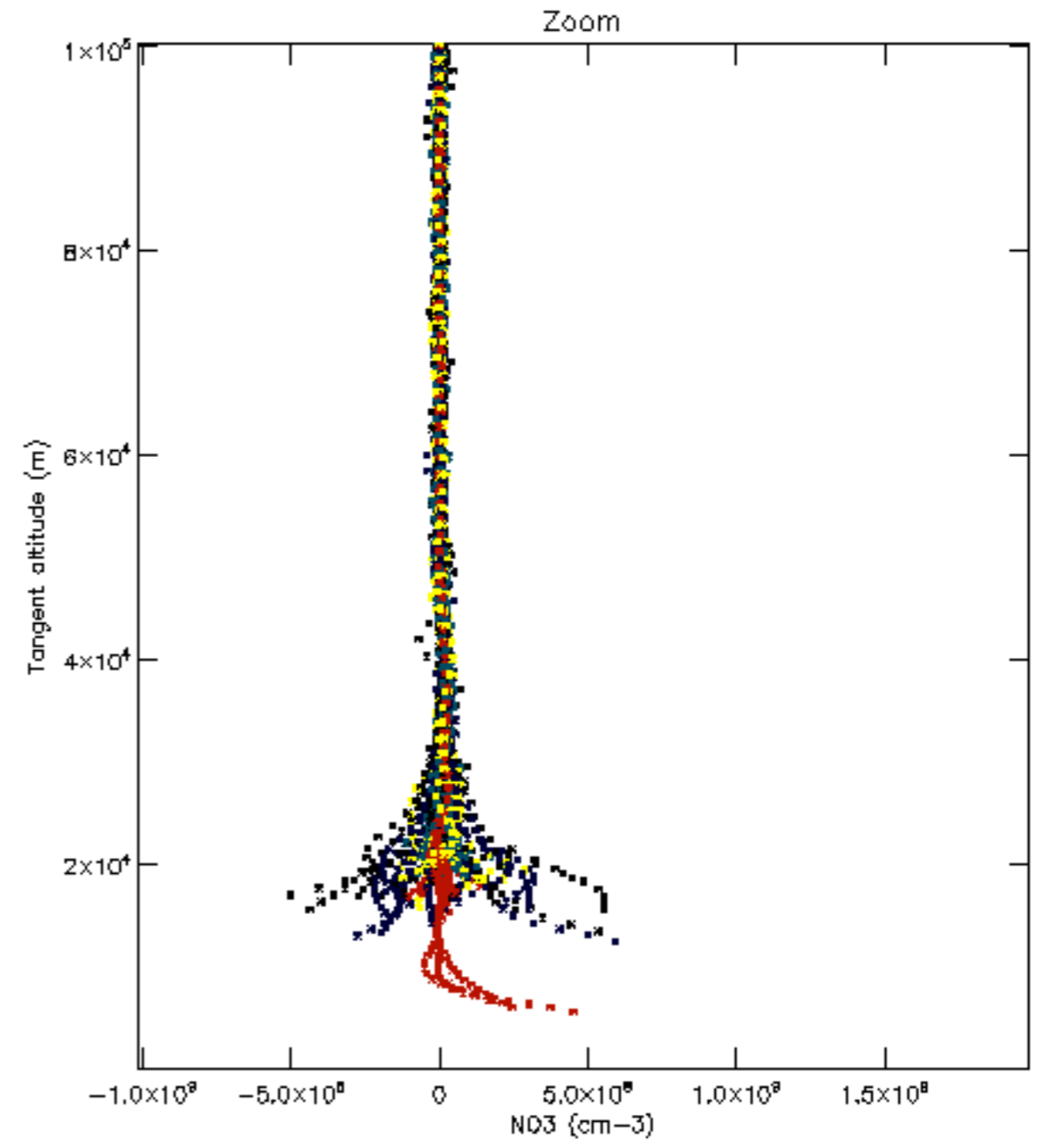
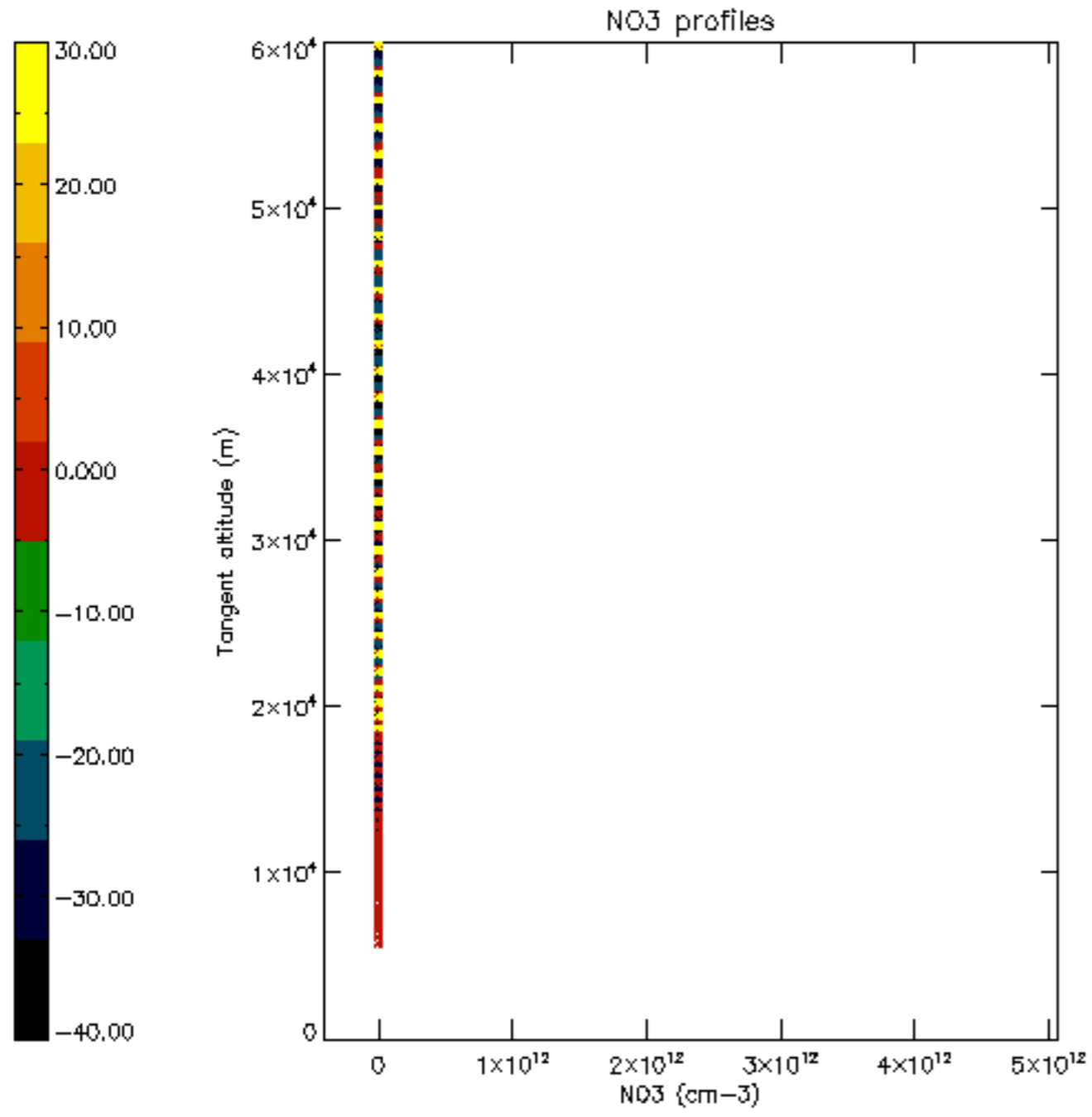


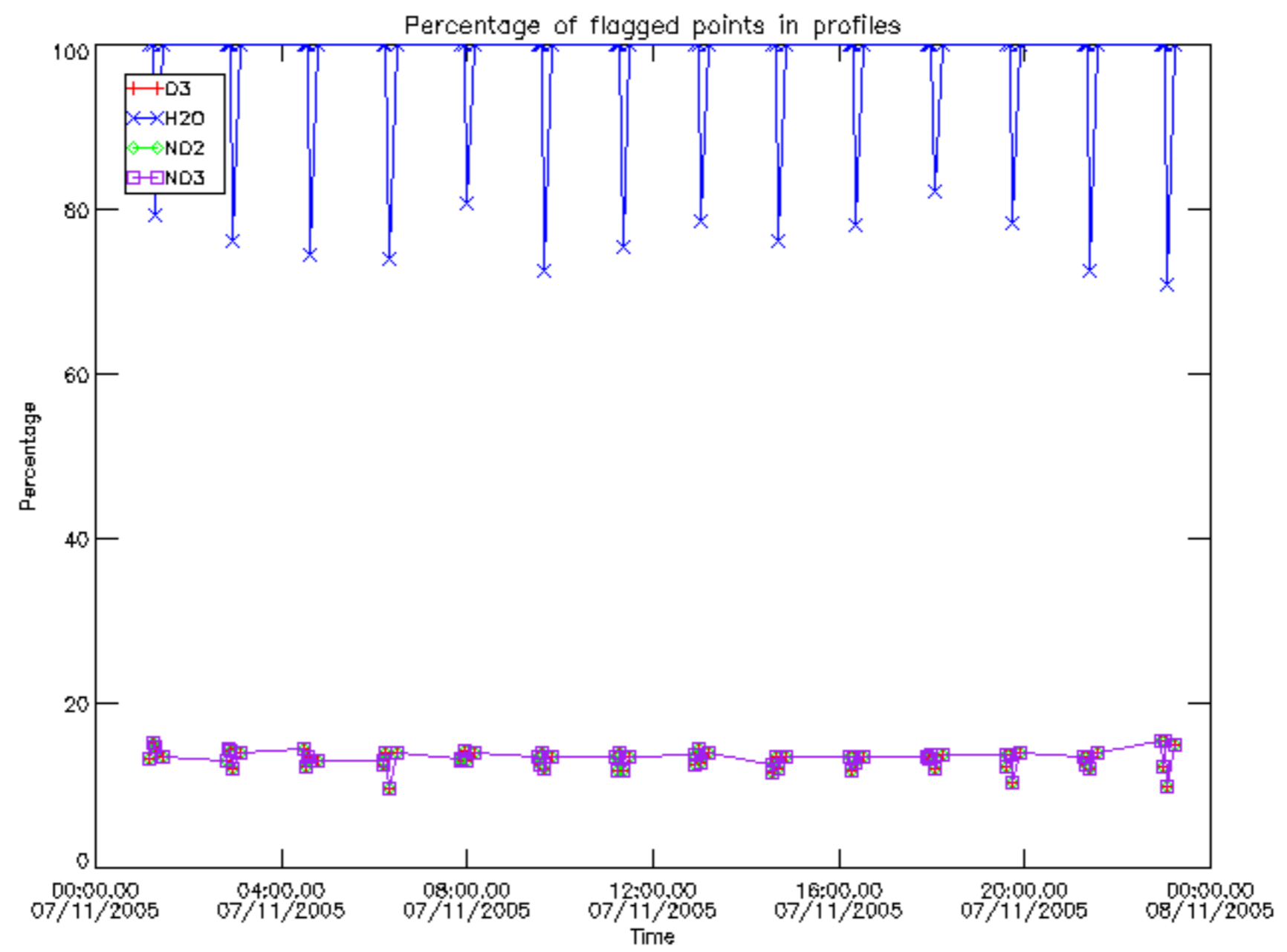




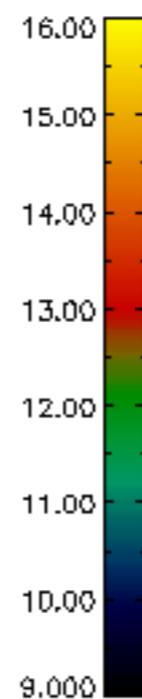
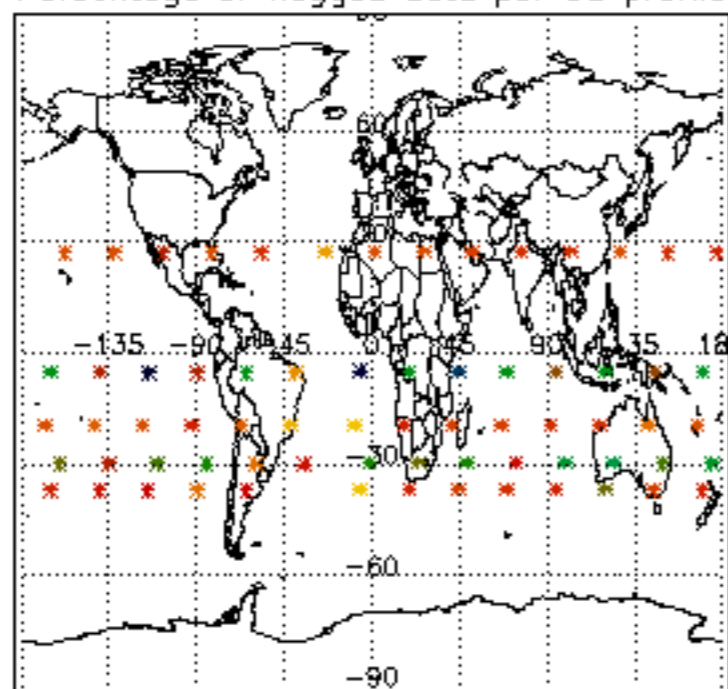




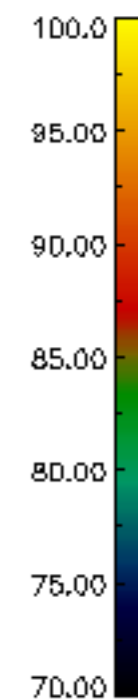
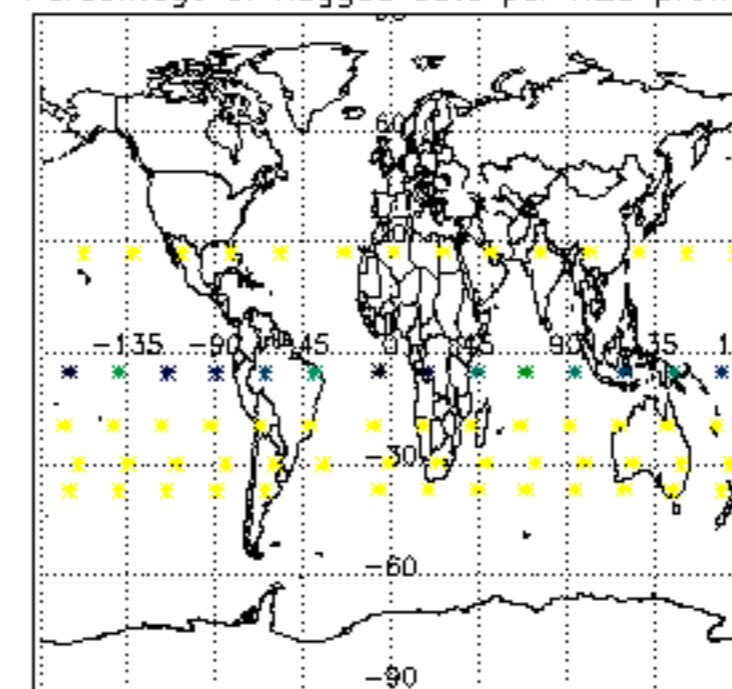




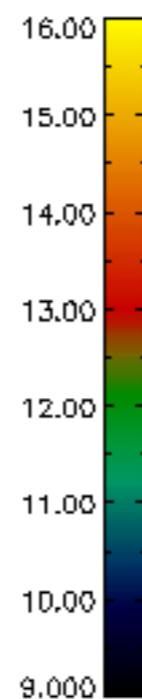
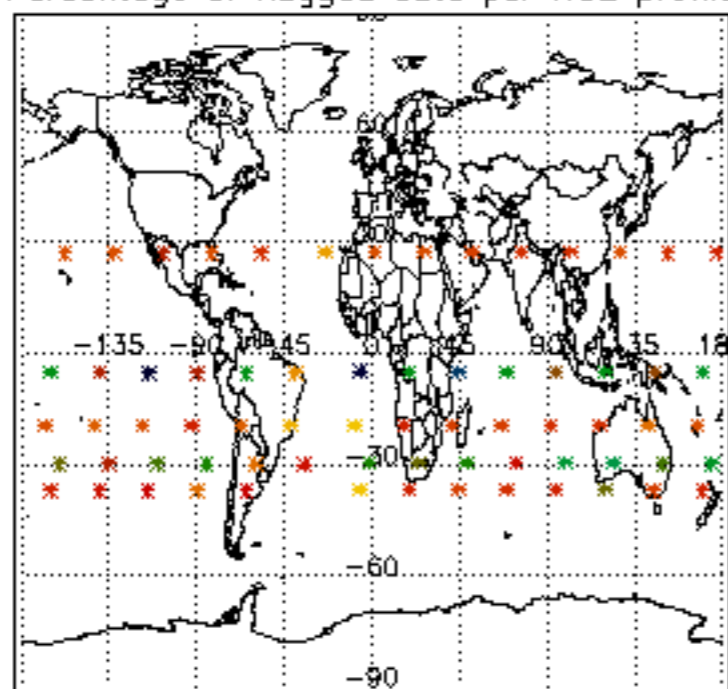
Percentage of flagged data per D3 profile



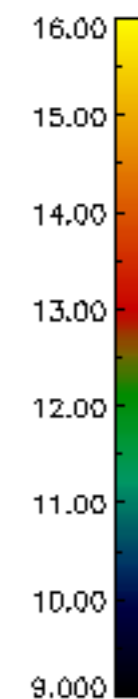
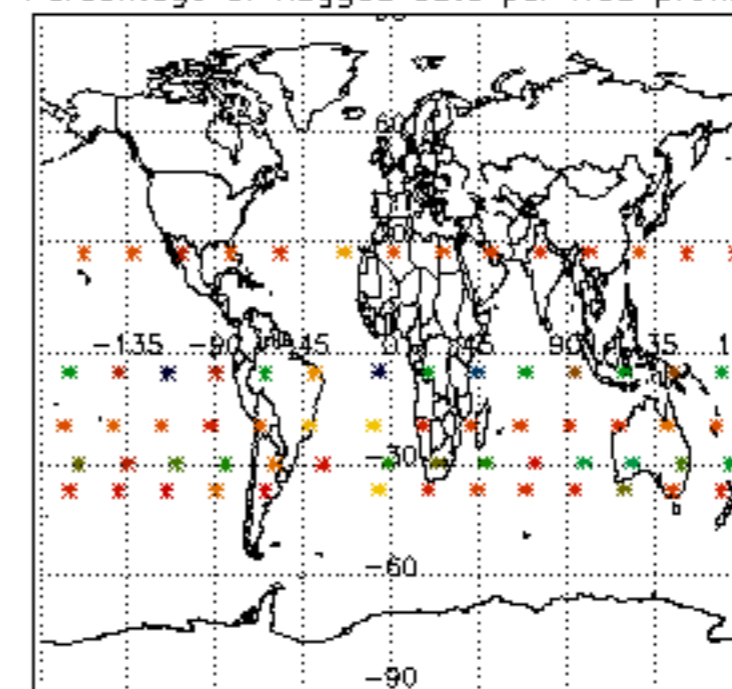
Percentage of flagged data per H2O profile



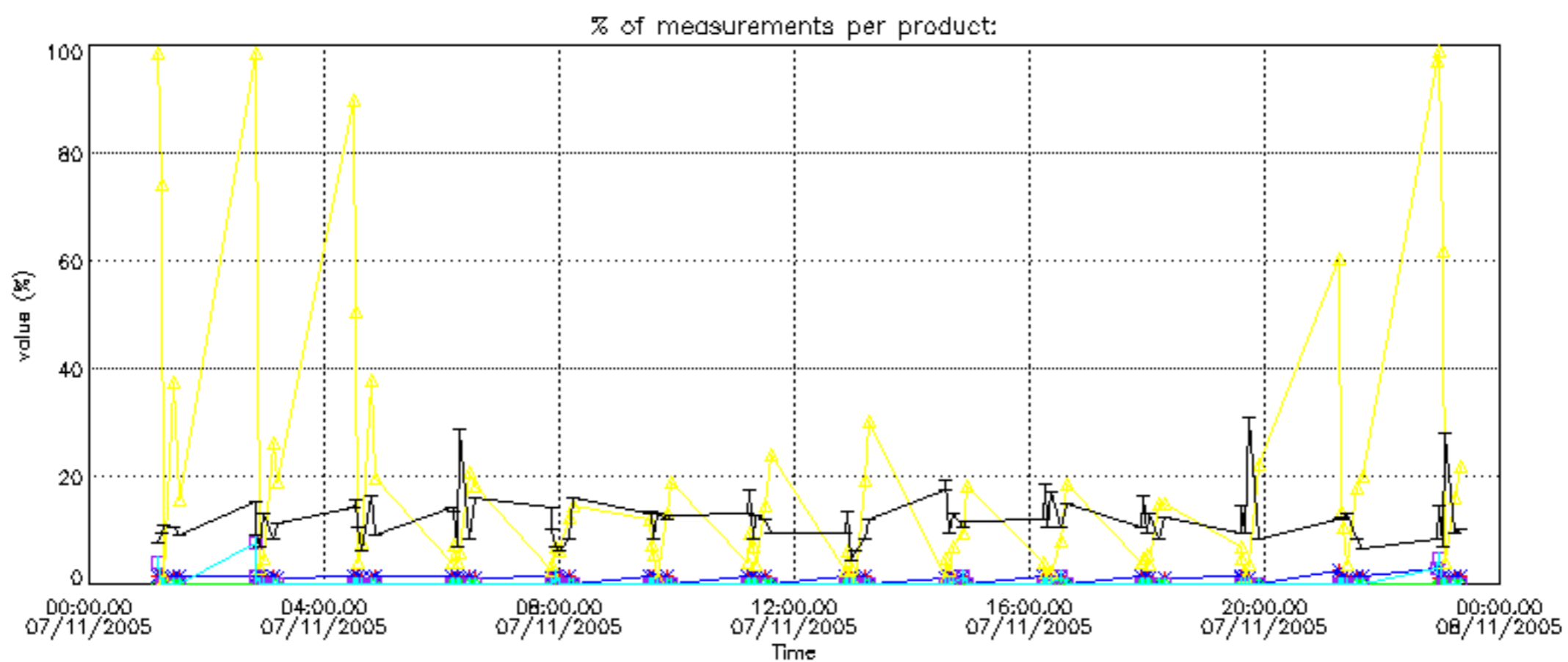
Percentage of flagged data per NO2 profile

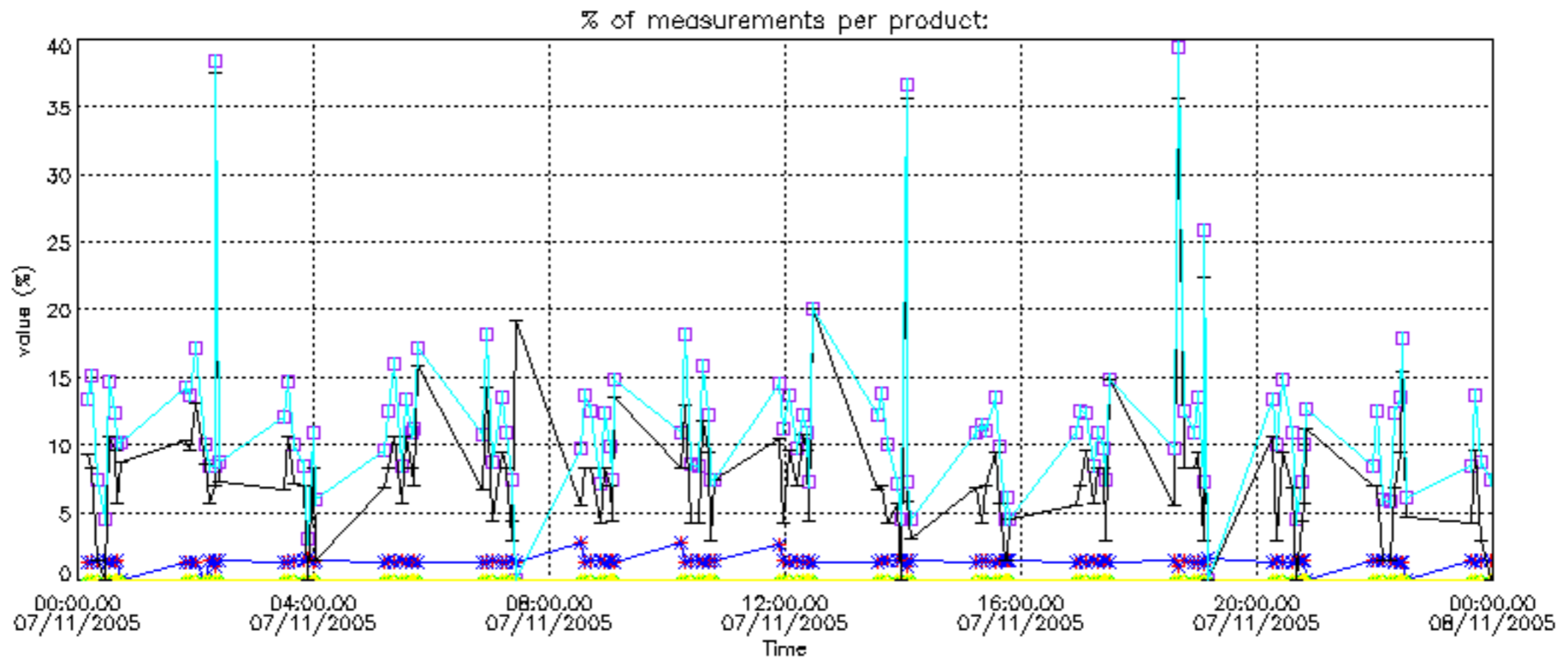


Percentage of flagged data per NO3 profile

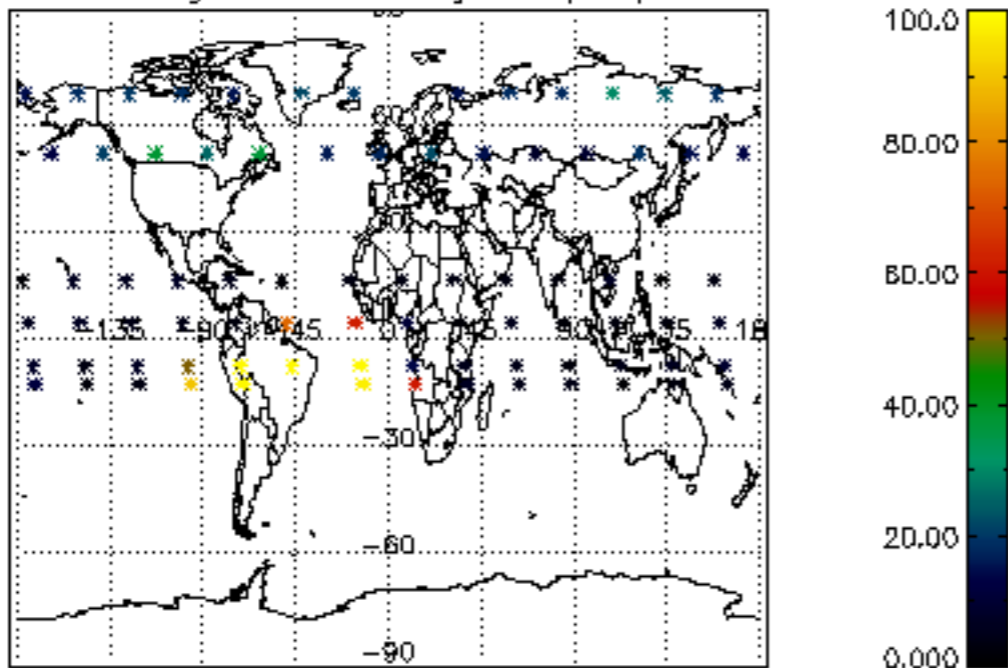




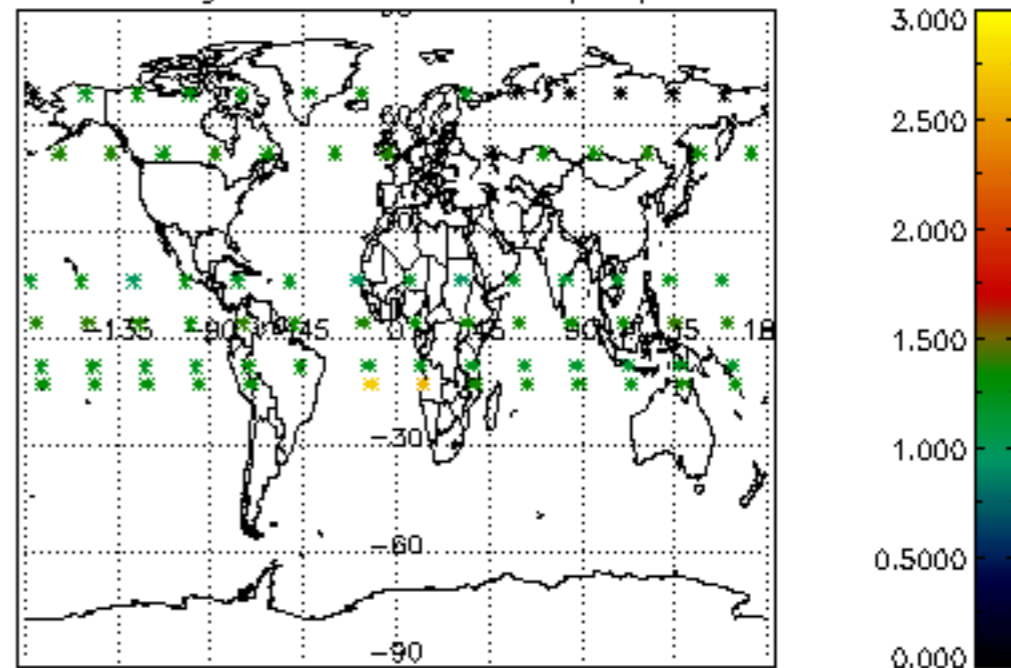




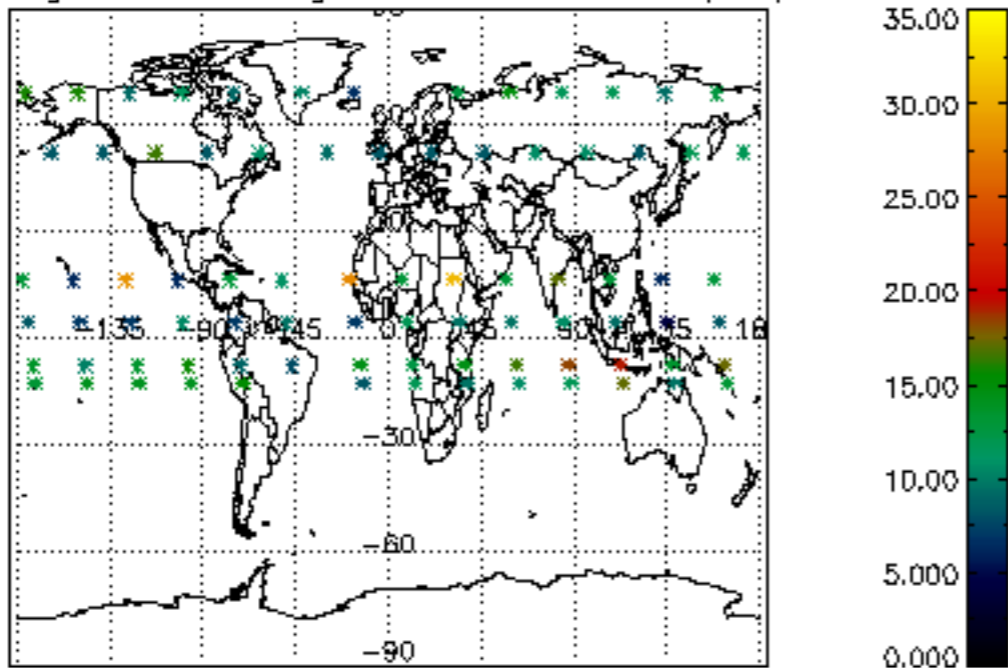
Percentage of cosmic ray hits per profile



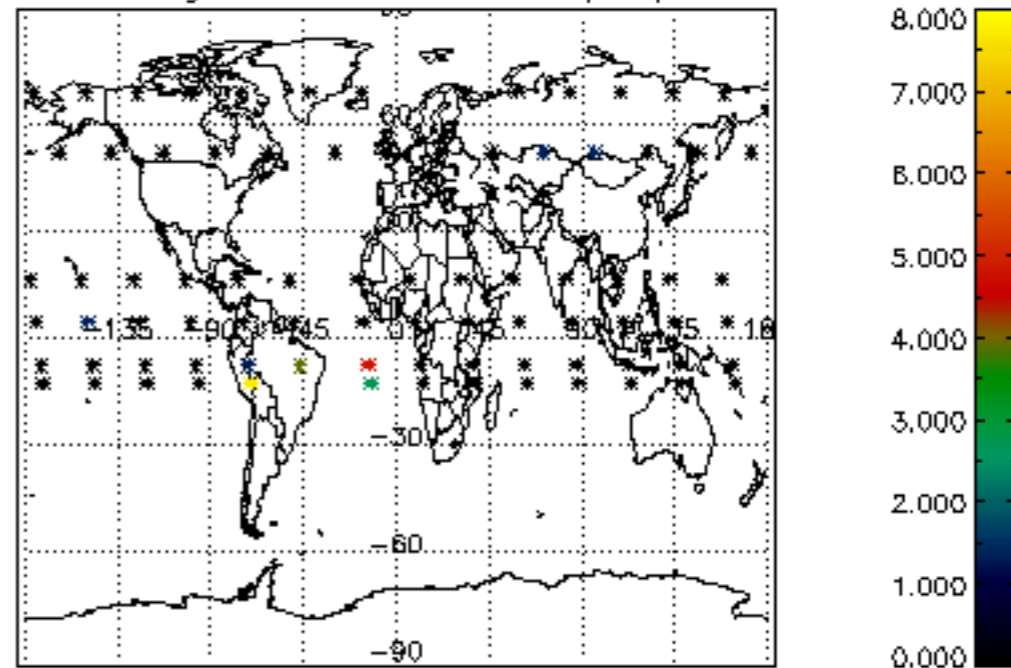
Percentage of datation errors per profile



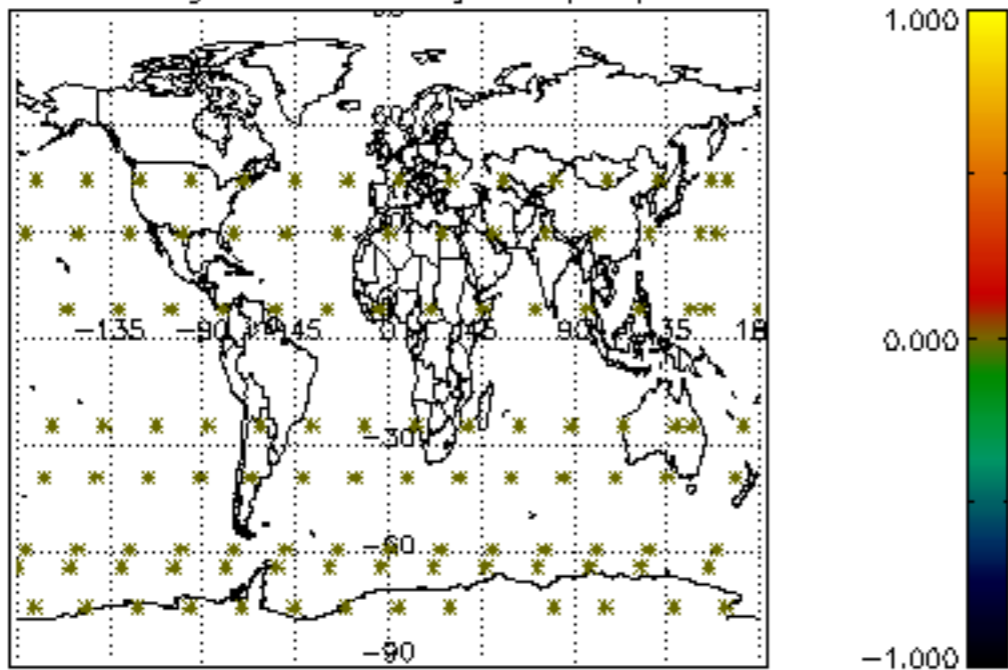
Percentage of star falling outside central band per profile



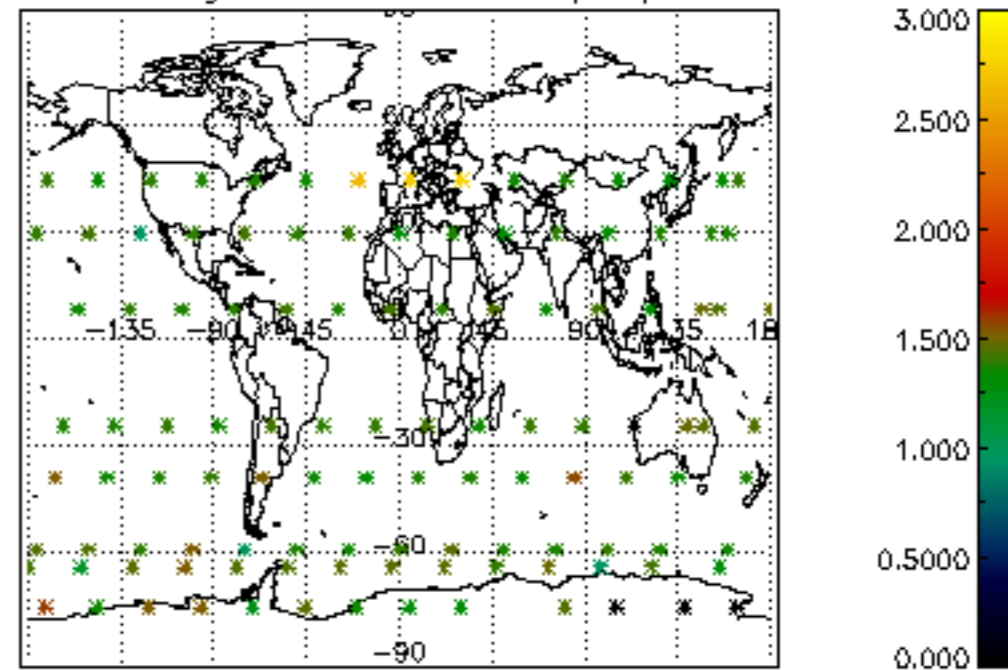
Percentage of saturation errors per profile



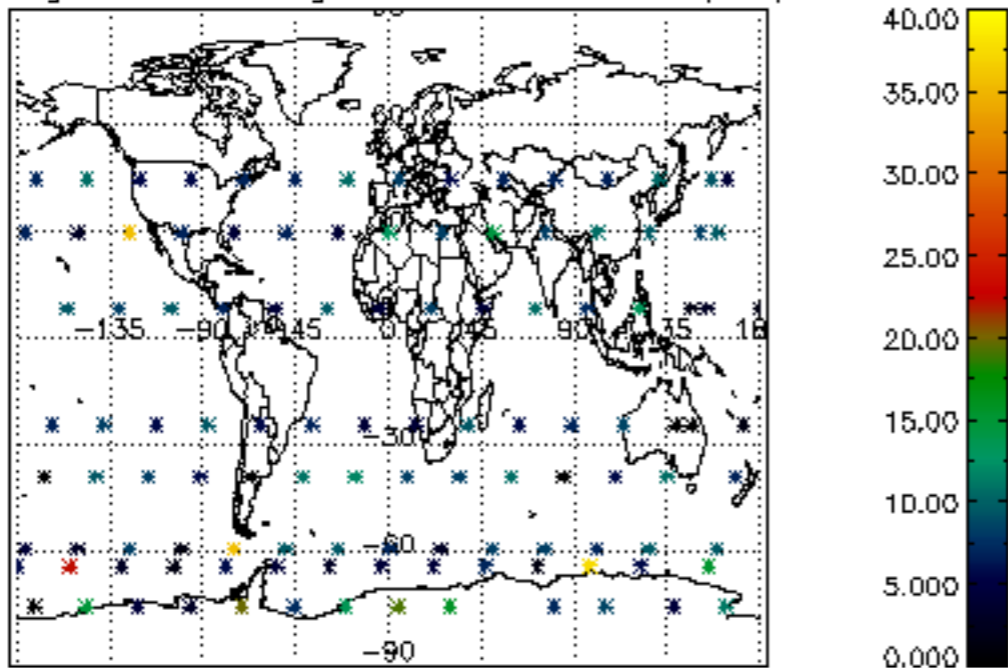
Percentage of cosmic ray hits per profile



Percentage of datation errors per profile



Percentage of star falling outside central band per profile



Percentage of saturation errors per profile

