

GOMOS Level 2 Daily Report

SUMMARY

[1. General Info](#)

[2. Summary of processed GOM_NL_2P products](#)

[3. Level 2 Quality information per product](#)

[3.1 Plot of level 2 quality information per product \(time dependant\)](#)

[3.2 Plot of level 2 quality information per product \(world map\)](#)

[4. Level 1 Quality information per product \(stored on level 2 products\)](#)

[4.1 Plot of level 1 quality information per product \(time dependant\)](#)

[4.1.1 Plot of level 1 quality information per product \(time dependant\): ASCENDING](#)

[4.1.2 Plot of level 1 quality information per product \(time dependant\): DESCENDING](#)

[4.2 Plot of level 1 quality information per product \(world map\)](#)

[4.2.1 Plot of level 1 quality information per product \(world map\): ASCENDING](#)

[4.2.2 Plot of level 1 quality information per product \(world map\): DESCENDING](#)

[5. Ozone profiles based on quality statistics and other trace gas profiles](#)

[5.1 Ozone statistics based on quality of products](#)

[5.2 Plot ozone profiles for all STD \(dark without errors\)](#)

[5.3 Plot ozone profiles where STD < 20% \(dark without errors\)](#)

[5.4. Plot ozone profiles where STD < 10% \(dark without errors\)](#)

[5.5. Plot ozone profiles where STD < 5% \(dark without errors\)](#)

[5.6 Plot NO2 profiles for all STD \(dark without errors\)](#)

[5.7 Plot NO3 profiles for all STD \(dark without errors\)](#)

[5.8 Plot H2O profiles \(only for occultations of stars 1,2,3,4,13,14,16,26,63 dark without errors\) for all STD](#)

[6. Auxiliary Data Files used for the production reported in section 2](#)

This report presents the daily analysis on parameters extracted from GOMOS level 2 data (GOM_NL__2P). It is intended to monitor some important parameters that will impact the quality of these products. A list of level 2 products (and content) that have arrived during the reporting day to the PCF is also given.

Item	Value
Time of report generation	18APR2013 12:17:49
Data source version	GOMOS/6.01
Start time of products	06-11-2005 (06NOV2005 00:00:00)
Stop time of products	07-11-2005 (07NOV2005 00:00:00)
Store outputs in DB	Yes
Nb of level 2 prods	155
Nb of prods with errors	2

2. Summary of processed GOM_NL__2P products.

Nr	Filename	UTC Start time	Limb	Duration	Star Id	Star Name	Star Mag	Star Temp	Nb Meas	Orbit	Prod. error
1	GOM_NL__2PRFIN20051106_000058_000000462042_00173_19265_8242.N1	06-NOV-2005 00:00:58	Dark	45.500	113	Mu Vel	2.6920	5000.0	91	19265	No
2	GOM_NL__2PRFIN20051106_000455_000000412042_00174_19266_8231.N1	06-NOV-2005 00:04:55	Dark	41.000	91	Kap Vel	2.4900	26000.	82	19266	No
3	GOM_NL__2PRFIN20051106_001751_000000372042_00174_19266_8232.N1	06-NOV-2005 00:17:51	Dark	36.500	143	Alp Hyi	2.8570	7200.0	73	19266	No
4	GOM_NL__2PRFIN20051106_001913_000000422042_00174_19266_8233.N1	06-NOV-2005 00:19:13	Dark	42.000	9	Alp Eri	0.45300	24000.	84	19266	No
5	GOM_NL__2PRFIN20051106_002242_000000402042_00174_19266_8234.N1	06-NOV-2005 00:22:42	Straylight	40.000	157	The1Eri	2.9060	9300.0	80	19266	No
6	GOM_NL__2PRFIN20051106_004513_000000362042_00174_19266_8235.N1	06-NOV-2005 00:45:13	Bright	36.000	53	43Bet And	2.0480	3300.0	72	19266	No
7	GOM_NL__2PRFIN20051106_005109_000000342042_00174_19266_8236.N1	06-NOV-2005 00:51:09	Bright	33.500	68	18Alp Cas	2.2250	4500.0	67	19266	No
8	GOM_NL__2PRFIN20051106_010021_000000362042_00174_19266_8237.N1	06-NOV-2005 01:00:21	Bright	36.000	49	1Alp UMi	1.9900	6300.0	72	19266	No
9	GOM_NL__2PRFIN20051106_010423_000000372042_00174_19266_8238.N1	06-NOV-2005 01:04:23	Bright	36.500	60	7Bet UMi	2.0810	3950.0	73	19266	No
10	GOM_NL__2PRFIN20051106_011012_000000352042_00174_19266_8239.N1	06-NOV-2005 01:10:12	Bright	35.000	32	77Eps UMa	1.7630	11000.	70	19266	No
11	GOM_NL__2PRFIN20051106_011137_000000342042_00174_19266_8240.N1	06-NOV-2005 01:11:37	Bright	34.000	39	85Eta UMa	1.8540	24000.	68	19266	No
12	GOM_NL__2PRFIN20051106_011510_000000342042_00174_19266_8241.N1	06-NOV-2005 01:15:10	Bright	34.000	152	12Alp2CVn	2.8900	11000.	68	19266	No
13	GOM_NL__2PRFIN20051106_014013_000000372042_00174_19266_8242.N1	06-NOV-2005 01:40:13	Dark	37.000	99	Del Cen	2.5750	26000.	74	19266	No
14	GOM_NL__2PRFIN20051106_014135_000000442042_00174_19266_8243.N1	06-NOV-2005 01:41:35	Dark	43.500	113	Mu Vel	2.6920	5000.0	87	19266	No
15	GOM_NL__2PRFIN20051106_014531_000000392042_00175_19267_8231.N1	06-NOV-2005 01:45:31	Dark	38.500	91	Kap Vel	2.4900	26000.	77	19267	No
16	GOM_NL__2PRFIN20051106_015827_000000372042_00175_19267_8232.N1	06-NOV-2005 01:58:27	Dark	37.000	143	Alp Hyi	2.8570	7200.0	74	19267	No
17	GOM_NL__2PRFIN20051106_015949_000000462042_00175_19267_8233.N1	06-NOV-2005 01:59:49	Dark	46.000	9	Alp Eri	0.45300	24000.	92	19267	No
18	GOM_NL__2PRFIN20051106_020318_000000402042_00175_19267_8234.N1	06-NOV-2005 02:03:18	Straylight	39.500	157	The1Eri	2.9060	9300.0	79	19267	No
19	GOM_NL__2PRFIN20051106_022549_000000372042_00175_19267_8235.N1	06-NOV-2005 02:25:49	Bright	36.500	53	43Bet And	2.0480	3300.0	73	19267	No
20	GOM_NL__2PRFIN20051106_023145_000000362042_00175_19267_8236.N1	06-NOV-2005 02:31:45	Bright	36.000	68	18Alp Cas	2.2250	4500.0	72	19267	No
21	GOM_NL__2PRFIN20051106_024057_000000362042_00175_19267_8237.N1	06-NOV-2005 02:40:57	Bright	35.500	49	1Alp UMi	1.9900	6300.0	71	19267	No
22	GOM_NL__2PRFIN20051106_024459_000000382042_00175_19267_8238.N1	06-NOV-2005 02:44:59	Bright	37.500	60	7Bet UMi	2.0810	3950.0	75	19267	No
23	GOM_NL__2PRFIN20051106_025048_000000342042_00175_19267_8239.N1	06-NOV-2005 02:50:48	Bright	33.500	32	77Eps UMa	1.7630	11000.	67	19267	No
24	GOM_NL__2PRFIN20051106_025213_000000352042_00175_19267_8240.N1	06-NOV-2005 02:52:13	Bright	34.500	39	85Eta UMa	1.8540	24000.	69	19267	No
25	GOM_NL__2PRFIN20051106_025546_000000342042_00175_19267_8241.N1	06-NOV-2005 02:55:46	Bright	34.000	152	12Alp2CVn	2.8900	11000.	68	19267	No
26	GOM_NL__2PRFIN20051106_032049_000000402042_00175_19267_8242.N1	06-NOV-2005 03:20:49	Dark	39.500	99	Del Cen	2.5750	26000.	79	19267	No
27	GOM_NL__2PRFIN20051106_032211_000000442042_00175_19267_8243.N1	06-NOV-2005 03:22:11	Dark	44.000	113	Mu Vel	2.6920	5000.0	88	19267	No
28	GOM_NL__2PRFIN20051106_032608_000000422042_00176_19268_8231.N1	06-NOV-2005 03:26:08	Dark	41.500	91	Kap Vel	2.4900	26000.	83	19268	No
29	GOM_NL__2PRFIN20051106_033903_000000372042_00176_19268_8232.N1	06-NOV-2005 03:39:03	Dark	37.000	143	Alp Hyi	2.8570	7200.0	74	19268	No
30	GOM_NL__2PRFIN20051106_034033_000000242042_00176_19268_8233.N1	06-NOV-2005 03:40:33	Dark	24.000	9	Alp Eri	0.45300	24000.	48	19268	Yes
31	GOM_NL__2PRFIN20051106_034355_000000382042_00176_19268_8234.N1	06-NOV-2005 03:43:55	Straylight	37.500	157	The1Eri	2.9060	9300.0	75	19268	No
32	GOM_NL__2PRFIN20051106_040625_000000372042_00176_19268_8235.N1	06-NOV-2005 04:06:25	Bright	36.500	53	43Bet And	2.0480	3300.0	73	19268	No
33	GOM_NL__2PRFIN20051106_041221_000000352042_00176_19268_8236.N1	06-NOV-2005 04:12:21	Bright	35.000	68	18Alp Cas	2.2250	4500.0	70	19268	No
34	GOM_NL__2PRFIN20051106_042133_000000372042_00176_19268_8237.N1	06-NOV-2005 04:21:33	Bright	36.500	49	1Alp UMi	1.9900	6300.0	73	19268	No
35	GOM_NL__2PRFIN20051106_042535_000000372042_00176_19268_8238.N1	06-NOV-2005 04:25:35	Bright	37.000	60	7Bet UMi	2.0810	3950.0	74	19268	No
36	GOM_NL__2PRFIN20051106_043124_000000372042_00176_19268_8239.N1	06-NOV-2005 04:31:24	Bright	37.000	32	77Eps UMa	1.7630	11000.	74	19268	No
37	GOM_NL__2PRFIN20051106_043249_000000352042_00176_19268_8240.N1	06-NOV-2005 04:32:49	Bright	35.000	39	85Eta UMa	1.8540	24000.	70	19268	No
38	GOM_NL__2PRFIN20051106_043622_000000332042_00176_19268_8241.N1	06-NOV-2005 04:36:22	Bright	33.000	152	12Alp2CVn	2.8900	11000.	66	19268	No
39	GOM_NL__2PRFIN20051106_050126_000000382042_00176_19268_8242.N1	06-NOV-2005 05:01:26	Dark	38.000	99	Del Cen	2.5750	26000.	76	19268	No
40	GOM_NL__2PRFIN20051106_050247_000000422042_00176_19268_8243.N1	06-NOV-2005 05:02:47	Dark	42.000	113	Mu Vel	2.6920	5000.0	84	19268	No
41	GOM_NL__2PRFIN20051106_050644_000000402042_00177_19269_8231.N1	06-NOV-2005 05:06:44	Dark	39.500	91	Kap Vel	2.4900	26000.	79	19269	No
42	GOM_NL__2PRFIN20051106_051939_000000372042_00177_19269_8232.N1	06-NOV-2005 05:19:39	Dark	37.000	143	Alp Hyi	2.8570	7200.0	74	19269	No

43	GOM_NL__2PRFIN20051106_052129_000000162042_00177_19269_8233.N1	06-NOV-2005 05:21:29	Dark	16.000	9	Alp Eri	0.45300	24000.	32	19269	Yes
44	GOM_NL__2PRFIN20051106_052431_000000392042_00177_19269_8234.N1	06-NOV-2005 05:24:31	Straylight	38.500	157	The1Eri	2.9060	9300.0	77	19269	No
45	GOM_NL__2PRFIN20051106_054701_000000362042_00177_19269_8235.N1	06-NOV-2005 05:47:01	Bright	35.500	53	43Bet And	2.0480	3300.0	71	19269	No
46	GOM_NL__2PRFIN20051106_055257_000000362042_00177_19269_8236.N1	06-NOV-2005 05:52:57	Bright	36.000	68	18Alp Cas	2.2250	4500.0	72	19269	No
47	GOM_NL__2PRFIN20051106_060209_000000362042_00177_19269_8237.N1	06-NOV-2005 06:02:09	Bright	35.500	49	1Alp UMi	1.9900	6300.0	71	19269	No
48	GOM_NL__2PRFIN20051106_060612_000000382042_00177_19269_8238.N1	06-NOV-2005 06:06:12	Bright	37.500	60	7Bet UMi	2.0810	3950.0	75	19269	No
49	GOM_NL__2PRFIN20051106_061200_000000362042_00177_19269_8239.N1	06-NOV-2005 06:12:00	Bright	36.000	32	77Eps UMa	1.7630	11000.	72	19269	No
50	GOM_NL__2PRFIN20051106_061325_000000342042_00177_19269_8240.N1	06-NOV-2005 06:13:25	Bright	34.000	39	85Eta UMa	1.8540	24000.	68	19269	No
51	GOM_NL__2PRFIN20051106_064202_000000382042_00177_19269_8241.N1	06-NOV-2005 06:42:02	Dark	37.500	99	Del Cen	2.5750	26000.	75	19269	No
52	GOM_NL__2PRFIN20051106_064324_000000402042_00177_19269_8242.N1	06-NOV-2005 06:43:24	Dark	39.500	113	Mu Vel	2.6920	5000.0	79	19269	No
53	GOM_NL__2PRFIN20051106_064721_000000392042_00178_19270_8231.N1	06-NOV-2005 06:47:21	Dark	39.000	91	Kap Vel	2.4900	26000.	78	19270	No
54	GOM_NL__2PRFIN20051106_070015_000000362042_00178_19270_8232.N1	06-NOV-2005 07:00:15	Dark	35.500	143	Alp Hyi	2.8570	7200.0	71	19270	No
55	GOM_NL__2PRFIN20051106_070507_000000422042_00178_19270_8233.N1	06-NOV-2005 07:05:07	Straylight	41.500	157	The1Eri	2.9060	9300.0	83	19270	No
56	GOM_NL__2PRFIN20051106_072737_000000392042_00178_19270_8234.N1	06-NOV-2005 07:27:37	Bright	38.500	53	43Bet And	2.0480	3300.0	77	19270	No
57	GOM_NL__2PRFIN20051106_073333_000000362042_00178_19270_8235.N1	06-NOV-2005 07:33:33	Bright	35.500	68	18Alp Cas	2.2250	4500.0	71	19270	No
58	GOM_NL__2PRFIN20051106_074245_000000362042_00178_19270_8236.N1	06-NOV-2005 07:42:45	Bright	36.000	49	1Alp UMi	1.9900	6300.0	72	19270	No
59	GOM_NL__2PRFIN20051106_074648_000000342042_00178_19270_8237.N1	06-NOV-2005 07:46:48	Bright	34.000	60	7Bet UMi	2.0810	3950.0	68	19270	No
60	GOM_NL__2PRFIN20051106_075236_000000352042_00178_19270_8238.N1	06-NOV-2005 07:52:36	Bright	35.000	32	77Eps UMa	1.7630	11000.	70	19270	No
61	GOM_NL__2PRFIN20051106_075401_000000352042_00178_19270_8239.N1	06-NOV-2005 07:54:01	Bright	35.000	39	85Eta UMa	1.8540	24000.	70	19270	No
62	GOM_NL__2PRFIN20051106_075734_000000402042_00178_19270_8240.N1	06-NOV-2005 07:57:34	Bright	39.500	152	12Alp2CVn	2.8900	11000.	79	19270	No
63	GOM_NL__2PRFIN20051106_082238_000000382042_00178_19270_8241.N1	06-NOV-2005 08:22:38	Dark	38.000	99	Del Cen	2.5750	26000.	76	19270	No
64	GOM_NL__2PRFIN20051106_082400_000000412042_00178_19270_8242.N1	06-NOV-2005 08:24:00	Dark	40.500	113	Mu Vel	2.6920	5000.0	81	19270	No
65	GOM_NL__2PRFIN20051106_082758_000000392042_00179_19271_8251.N1	06-NOV-2005 08:27:58	Dark	39.000	91	Kap Vel	2.4900	26000.	78	19271	No
66	GOM_NL__2PRFIN20051106_084051_000000362042_00179_19271_8252.N1	06-NOV-2005 08:40:51	Dark	35.500	143	Alp Hyi	2.8570	7200.0	71	19271	No
67	GOM_NL__2PRFIN20051106_084543_000000402042_00179_19271_8253.N1	06-NOV-2005 08:45:43	Straylight	39.500	157	The1Eri	2.9060	9300.0	79	19271	No
68	GOM_NL__2PRFIN20051106_090813_000000382042_00179_19271_8254.N1	06-NOV-2005 09:08:13	Bright	37.500	53	43Bet And	2.0480	3300.0	75	19271	No
69	GOM_NL__2PRFIN20051106_091409_000000372042_00179_19271_8255.N1	06-NOV-2005 09:14:09	Bright	37.000	68	18Alp Cas	2.2250	4500.0	74	19271	No
70	GOM_NL__2PRFIN20051106_092321_000000372042_00179_19271_8256.N1	06-NOV-2005 09:23:21	Bright	37.000	49	1Alp UMi	1.9900	6300.0	74	19271	No
71	GOM_NL__2PRFIN20051106_092724_000000372042_00179_19271_8257.N1	06-NOV-2005 09:27:24	Bright	36.500	60	7Bet UMi	2.0810	3950.0	73	19271	No
72	GOM_NL__2PRFIN20051106_093312_000000342042_00179_19271_8258.N1	06-NOV-2005 09:33:12	Bright	33.500	32	77Eps UMa	1.7630	11000.	67	19271	No
73	GOM_NL__2PRFIN20051106_093438_000000342042_00179_19271_8259.N1	06-NOV-2005 09:34:38	Bright	34.000	39	85Eta UMa	1.8540	24000.	68	19271	No
74	GOM_NL__2PRFIN20051106_093810_000000382042_00179_19271_8260.N1	06-NOV-2005 09:38:10	Bright	37.500	152	12Alp2CVn	2.8900	11000.	75	19271	No
75	GOM_NL__2PRFIN20051106_100314_000000382042_00179_19271_8261.N1	06-NOV-2005 10:03:14	Dark	38.000	99	Del Cen	2.5750	26000.	76	19271	No
76	GOM_NL__2PRFIN20051106_100437_000000402042_00179_19271_8262.N1	06-NOV-2005 10:04:37	Dark	40.000	113	Mu Vel	2.6920	5000.0	80	19271	No
77	GOM_NL__2PRFIN20051106_100834_000000402042_00180_19272_8251.N1	06-NOV-2005 10:08:34	Dark	39.500	91	Kap Vel	2.4900	26000.	79	19272	No
78	GOM_NL__2PRFIN20051106_102127_000000382042_00180_19272_8252.N1	06-NOV-2005 10:21:27	Dark	37.500	143	Alp Hyi	2.8570	7200.0	75	19272	No
79	GOM_NL__2PRFIN20051106_102620_000000402042_00180_19272_8253.N1	06-NOV-2005 10:26:20	Straylight	40.000	157	The1Eri	2.9060	9300.0	80	19272	No
80	GOM_NL__2PRFIN20051106_110357_000000362042_00180_19272_8254.N1	06-NOV-2005 11:03:57	Bright	35.500	49	1Alp UMi	1.9900	6300.0	71	19272	No
81	GOM_NL__2PRFIN20051106_110800_000000372042_00180_19272_8255.N1	06-NOV-2005 11:08:00	Bright	36.500	60	7Bet UMi	2.0810	3950.0	73	19272	No
82	GOM_NL__2PRFIN20051106_111348_000000362042_00180_19272_8256.N1	06-NOV-2005 11:13:48	Bright	36.000	32	77Eps UMa	1.7630	11000.	72	19272	No
83	GOM_NL__2PRFIN20051106_111514_000000482042_00180_19272_8257.N1	06-NOV-2005 11:15:14	Bright	48.000	39	85Eta UMa	1.8540	24000.	96	19272	No
84	GOM_NL__2PRFIN20051106_111846_000000332042_00180_19272_8258.N1	06-NOV-2005 11:18:46	Bright	33.000	152	12Alp2CVn	2.8900	11000.	66	19272	No
85	GOM_NL__2PRFIN20051106_114350_000000382042_00180_19272_8259.N1	06-NOV-2005 11:43:50	Dark	38.000	99	Del Cen	2.5750	26000.	76	19272	No
86	GOM_NL__2PRFIN20051106_114513_000000422042_00180_19272_8260.N1	06-NOV-2005 11:45:13	Dark	41.500	113	Mu Vel	2.6920	5000.0	83	19272	No
87	GOM_NL__2PRFIN20051106_114911_000000402042_00181_19273_8251.N1	06-NOV-2005 11:49:11	Dark	40.000	91	Kap Vel	2.4900	26000.	80	19273	No
88	GOM_NL__2PRFIN20051106_120203_000000362042_00181_19273_8252.N1	06-NOV-2005 12:02:03	Dark	36.000	143	Alp Hyi	2.8570	7200.0	72	19273	No
89	GOM_NL__2PRFIN20051106_120655_000000382042_00181_19273_8253.N1	06-NOV-2005 12:06:55	Straylight	37.500	157	The1Eri	2.9060	9300.0	75	19273	No
90	GOM_NL__2PRFIN20051106_122514_000000072042_00181_19273_8254.N1	06-NOV-2005 12:25:14	Straylight	7.0000	105	6Bet Ari	2.6450	8900.0	14	19273	No
91	GOM_NL__2PRFIN20051106_122924_000000362042_00181_19273_8255.N1	06-NOV-2005 12:29:24	Bright	36.000	53	43Bet And	2.0480	3300.0	72	19273	No
92	GOM_NL__2PRFIN20051106_123521_000000372042_00181_19273_8256.N1	06-NOV-2005 12:35:21	Bright	36.500	68	18Alp Cas	2.2250	4500.0	73	19273	No
93	GOM_NL__2PRFIN20051106_124432_000000362042_00181_19273_8257.N1	06-NOV-2005 12:44:32	Bright	36.000	49	1Alp UMi	1.9900	6300.0	72	19273	No
94	GOM_NL__2PRFIN20051106_124836_000000382042_00181_19273_8258.N1	06-NOV-2005 12:48:36	Bright	37.500	60	7Bet UMi	2.0810	3950.0	75	19273	No
95	GOM_NL__2PRFIN20051106_125424_000000362042_00181_19273_8259.N1	06-NOV-2005 12:54:24	Bright	36.000	32	77Eps UMa	1.7630	11000.	72	19273	No
96	GOM_NL__2PRFIN20051106_125550_000000342042_00181_19273_8260.N1	06-NOV-2005 12:55:50	Bright	34.000	39	85Eta UMa	1.8540	24000.	68	19273	No
97	GOM_NL__2PRFIN20051106_125922_000000322042_00181_19273_8261.N1	06-NOV-2005 12:59:22	Bright	32.000	152	12Alp2CVn	2.8900	11000.	64	19273	No
98	GOM_NL__2PRFIN20051106_132426_000000382042_00181_19273_8262.N1	06-NOV-2005 13:24:26	Dark	38.000	99	Del Cen	2.5750	26000.	76	19273	No
99	GOM_NL__2PRFIN20051106_132549_000000402042_00181_19273_8263.N1	06-NOV-2005 13:25:49	Dark	39.500	113	Mu Vel	2.6920	5000.0	79	19273	No
100	GOM_NL__2PRFIN20051106_132947_000000392042_00182_19274_8251.N1	06-NOV-2005 13:29:47	Dark	39.000	91	Kap Vel	2.4900	26000.	78	19274	No
101	GOM_NL__2PRFIN20051106_134239_000000382042_00182_19274_8252.N1	06-NOV-2005 13:42:39	Dark	37.500	143	Alp Hyi	2.8570	7200.0	75	19274	No

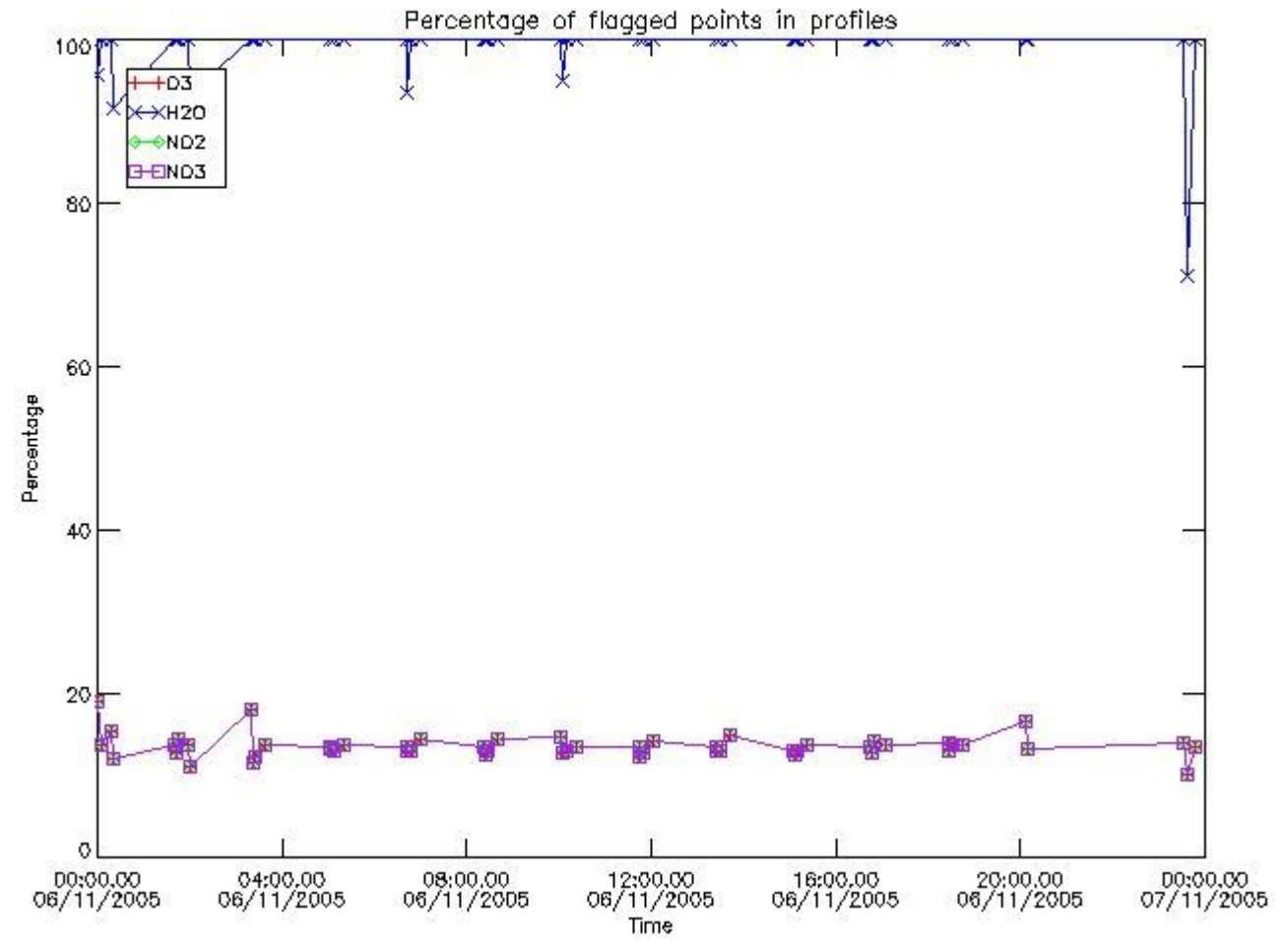
102	GOM_NL__2PRFIN20051106_134732_000000382042_00182_19274_8253.N1	06-NOV-2005 13:47:32	Straylight	37.500	157	The1Eri	2.9060	9300.0	75	19274	No
103	GOM_NL__2PRFIN20051106_140550_000000202042_00182_19274_8254.N1	06-NOV-2005 14:05:50	Tw_i_and_stray	20.000	105	6Bet Ari	2.6450	8900.0	40	19274	No
104	GOM_NL__2PRFIN20051106_141000_000000392042_00182_19274_8255.N1	06-NOV-2005 14:10:00	Bright	38.500	53	43Bet And	2.0480	3300.0	77	19274	No
105	GOM_NL__2PRFIN20051106_141557_000000362042_00182_19274_8256.N1	06-NOV-2005 14:15:57	Bright	35.500	68	18Alp Cas	2.2250	4500.0	71	19274	No
106	GOM_NL__2PRFIN20051106_142508_000000362042_00182_19274_8257.N1	06-NOV-2005 14:25:08	Bright	36.000	49	1Alp UMi	1.9900	6300.0	72	19274	No
107	GOM_NL__2PRFIN20051106_142912_000000322042_00182_19274_8258.N1	06-NOV-2005 14:29:12	Bright	32.000	60	7Bet UMi	2.0810	3950.0	64	19274	No
108	GOM_NL__2PRFIN20051106_143500_000000342042_00182_19274_8259.N1	06-NOV-2005 14:35:00	Bright	33.500	32	77Eps UMa	1.7630	11000.	67	19274	No
109	GOM_NL__2PRFIN20051106_143626_000000342042_00182_19274_8260.N1	06-NOV-2005 14:36:26	Bright	34.000	39	85Eta UMa	1.8540	24000.	68	19274	No
110	GOM_NL__2PRFIN20051106_143958_000000322042_00182_19274_8261.N1	06-NOV-2005 14:39:58	Bright	32.000	152	12Alp2CVn	2.8900	11000.	64	19274	No
111	GOM_NL__2PRFIN20051106_150502_000000402042_00182_19274_8262.N1	06-NOV-2005 15:05:02	Dark	39.500	99	Del Cen	2.5750	26000.	79	19274	No
112	GOM_NL__2PRFIN20051106_150626_000000412042_00182_19274_8263.N1	06-NOV-2005 15:06:26	Dark	41.000	113	Mu Vel	2.6920	5000.0	82	19274	No
113	GOM_NL__2PRFIN20051106_151024_000000402042_00183_19275_8251.N1	06-NOV-2005 15:10:24	Dark	39.500	91	Kap Vel	2.4900	26000.	79	19275	No
114	GOM_NL__2PRFIN20051106_152316_000000372042_00183_19275_8252.N1	06-NOV-2005 15:23:16	Dark	37.000	143	Alp Hyi	2.8570	7200.0	74	19275	No
115	GOM_NL__2PRFIN20051106_152808_000000422042_00183_19275_8253.N1	06-NOV-2005 15:28:08	Straylight	41.500	157	The1Eri	2.9060	9300.0	83	19275	No
116	GOM_NL__2PRFIN20051106_154626_000000202042_00183_19275_8254.N1	06-NOV-2005 15:46:26	Tw_i_and_stray	20.000	105	6Bet Ari	2.6450	8900.0	40	19275	No
117	GOM_NL__2PRFIN20051106_155036_000000372042_00183_19275_8255.N1	06-NOV-2005 15:50:36	Bright	37.000	53	43Bet And	2.0480	3300.0	74	19275	No
118	GOM_NL__2PRFIN20051106_155633_000000362042_00183_19275_8256.N1	06-NOV-2005 15:56:33	Bright	35.500	68	18Alp Cas	2.2250	4500.0	71	19275	No
119	GOM_NL__2PRFIN20051106_160544_000000372042_00183_19275_8257.N1	06-NOV-2005 16:05:44	Bright	36.500	49	1Alp UMi	1.9900	6300.0	73	19275	No
120	GOM_NL__2PRFIN20051106_160948_000000372042_00183_19275_8258.N1	06-NOV-2005 16:09:48	Bright	36.500	60	7Bet UMi	2.0810	3950.0	73	19275	No
121	GOM_NL__2PRFIN20051106_161536_000000372042_00183_19275_8259.N1	06-NOV-2005 16:15:36	Bright	36.500	32	77Eps UMa	1.7630	11000.	73	19275	No
122	GOM_NL__2PRFIN20051106_161702_000000372042_00183_19275_8260.N1	06-NOV-2005 16:17:02	Bright	36.500	39	85Eta UMa	1.8540	24000.	73	19275	No
123	GOM_NL__2PRFIN20051106_162034_000000342042_00183_19275_8261.N1	06-NOV-2005 16:20:34	Bright	33.500	152	12Alp2CVn	2.8900	11000.	67	19275	No
124	GOM_NL__2PRFIN20051106_164539_000000382042_00183_19275_8262.N1	06-NOV-2005 16:45:39	Dark	37.500	99	Del Cen	2.5750	26000.	75	19275	No
125	GOM_NL__2PRFIN20051106_164702_000000402042_00183_19275_8263.N1	06-NOV-2005 16:47:02	Dark	40.000	113	Mu Vel	2.6920	5000.0	80	19275	No
126	GOM_NL__2PRFIN20051106_165026_000000362042_00184_19276_8251.N1	06-NOV-2005 16:50:26	Dark	36.000	124	The Car	2.7640	30000.	72	19276	No
127	GOM_NL__2PRFIN20051106_170352_000000372042_00184_19276_8252.N1	06-NOV-2005 17:03:52	Dark	37.000	143	Alp Hyi	2.8570	7200.0	74	19276	No
128	GOM_NL__2PRFIN20051106_170844_000000402042_00184_19276_8253.N1	06-NOV-2005 17:08:44	Straylight	39.500	157	The1Eri	2.9060	9300.0	79	19276	No
129	GOM_NL__2PRFIN20051106_172701_000000332042_00184_19276_8254.N1	06-NOV-2005 17:27:01	Bright	33.000	105	6Bet Ari	2.6450	8900.0	66	19276	No
130	GOM_NL__2PRFIN20051106_173112_000000382042_00184_19276_8255.N1	06-NOV-2005 17:31:12	Bright	38.000	53	43Bet And	2.0480	3300.0	76	19276	No
131	GOM_NL__2PRFIN20051106_173709_000000372042_00184_19276_8256.N1	06-NOV-2005 17:37:09	Bright	36.500	68	18Alp Cas	2.2250	4500.0	73	19276	No
132	GOM_NL__2PRFIN20051106_174620_000000362042_00184_19276_8257.N1	06-NOV-2005 17:46:20	Bright	36.000	49	1Alp UMi	1.9900	6300.0	72	19276	No
133	GOM_NL__2PRFIN20051106_175024_000000382042_00184_19276_8258.N1	06-NOV-2005 17:50:24	Bright	38.000	60	7Bet UMi	2.0810	3950.0	76	19276	No
134	GOM_NL__2PRFIN20051106_175612_000000522042_00184_19276_8259.N1	06-NOV-2005 17:56:12	Bright	52.000	32	77Eps UMa	1.7630	11000.	104	19276	No
135	GOM_NL__2PRFIN20051106_175738_000000362042_00184_19276_8260.N1	06-NOV-2005 17:57:38	Bright	36.000	39	85Eta UMa	1.8540	24000.	72	19276	No
136	GOM_NL__2PRFIN20051106_180110_000000352042_00184_19276_8261.N1	06-NOV-2005 18:01:10	Bright	35.000	152	12Alp2CVn	2.8900	11000.	70	19276	No
137	GOM_NL__2PRFIN20051106_182615_000000372042_00184_19276_8262.N1	06-NOV-2005 18:26:15	Dark	36.500	99	Del Cen	2.5750	26000.	73	19276	No
138	GOM_NL__2PRFIN20051106_182739_000000392042_00184_19276_8263.N1	06-NOV-2005 18:27:39	Dark	39.000	113	Mu Vel	2.6920	5000.0	78	19276	No
139	GOM_NL__2PRFIN20051106_183102_000000372042_00185_19277_8251.N1	06-NOV-2005 18:31:02	Dark	37.000	124	The Car	2.7640	30000.	74	19277	No
140	GOM_NL__2PRFIN20051106_184428_000000372042_00185_19277_8252.N1	06-NOV-2005 18:44:28	Dark	37.000	143	Alp Hyi	2.8570	7200.0	74	19277	No
141	GOM_NL__2PRFIN20051106_184921_000000412042_00185_19277_8253.N1	06-NOV-2005 18:49:21	Straylight	40.500	157	The1Eri	2.9060	9300.0	81	19277	No
142	GOM_NL__2PRFIN20051106_190737_000000332042_00185_19277_8254.N1	06-NOV-2005 19:07:37	Bright	33.000	105	6Bet Ari	2.6450	8900.0	66	19277	No
143	GOM_NL__2PRFIN20051106_191148_000000372042_00185_19277_8255.N1	06-NOV-2005 19:11:48	Bright	37.000	53	43Bet And	2.0480	3300.0	74	19277	No
144	GOM_NL__2PRFIN20051106_191745_000000372042_00185_19277_8256.N1	06-NOV-2005 19:17:45	Bright	37.000	68	18Alp Cas	2.2250	4500.0	74	19277	No
145	GOM_NL__2PRFIN20051106_192656_000000362042_00185_19277_8257.N1	06-NOV-2005 19:26:56	Bright	36.000	49	1Alp UMi	1.9900	6300.0	72	19277	No
146	GOM_NL__2PRFIN20051106_193100_000000342042_00185_19277_8258.N1	06-NOV-2005 19:31:00	Bright	34.000	60	7Bet UMi	2.0810	3950.0	68	19277	No
147	GOM_NL__2PRFIN20051106_193648_000000342042_00185_19277_8259.N1	06-NOV-2005 19:36:48	Bright	33.500	32	77Eps UMa	1.7630	11000.	67	19277	No
148	GOM_NL__2PRFIN20051106_193814_000000342042_00185_19277_8260.N1	06-NOV-2005 19:38:14	Bright	34.000	39	85Eta UMa	1.8540	24000.	68	19277	No
149	GOM_NL__2PRFIN20051106_194146_000000342042_00185_19277_8261.N1	06-NOV-2005 19:41:46	Bright	33.500	152	12Alp2CVn	2.8900	11000.	67	19277	No
150	GOM_NL__2PRFIN20051106_200651_000000372042_00185_19277_8262.N1	06-NOV-2005 20:06:51	Dark	37.000	99	Del Cen	2.5750	26000.	74	19277	No
151	GOM_NL__2PRFIN20051106_200815_000000382042_00185_19277_8263.N1	06-NOV-2005 20:08:15	Dark	38.000	113	Mu Vel	2.6920	5000.0	76	19277	No
152	GOM_NL__2PRFIN20051106_233251_000000372042_00188_19280_8251.N1	06-NOV-2005 23:32:51	Dark	36.500	124	The Car	2.7640	30000.	73	19280	No
153	GOM_NL__2PRFIN20051106_233609_000000512042_00188_19280_8252.N1	06-NOV-2005 23:36:09	Dark	50.500	41	Eps Car	1.8600	4100.0	101	19280	No
154	GOM_NL__2PRFIN20051106_234616_000000382042_00188_19280_8253.N1	06-NOV-2005 23:46:16	Dark	37.500	143	Alp Hyi	2.8570	7200.0	75	19280	No
155	GOM_NL__2PRFIN20051106_235109_000000392042_00188_19280_8254.N1	06-NOV-2005 23:51:09	Straylight	38.500	157	The1Eri	2.9060	9300.0	77	19280	No

3. Quality information per product

In this section it is plotted some information contained in the Quality Summary data set of

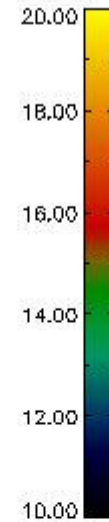
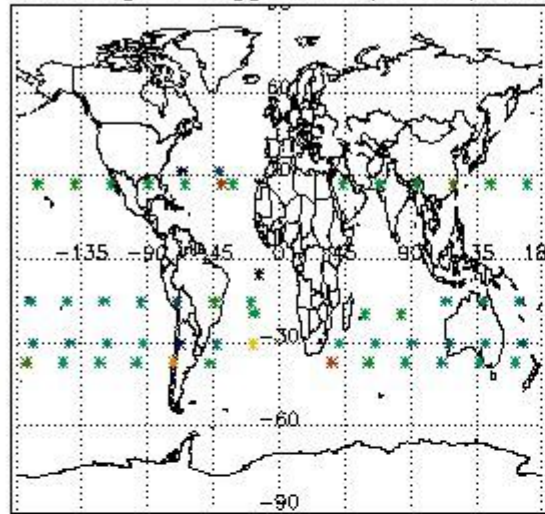
the level 2 products. Only products in dark limb conditions and without errors (error flag in the MPH set to "0") are used.

3.1 Plot quality information per product (time dependant)

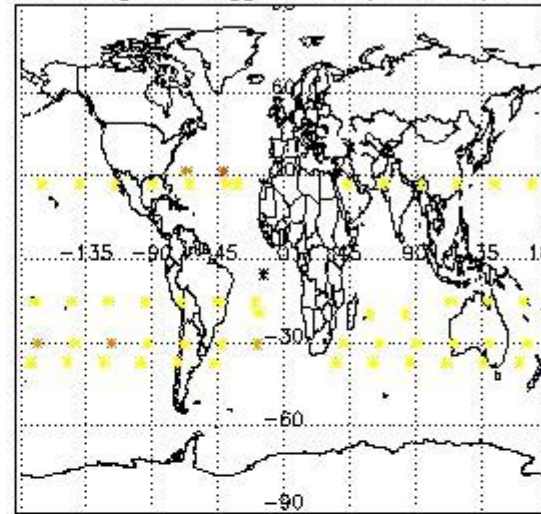


3.2 Plot quality information per product (world map)

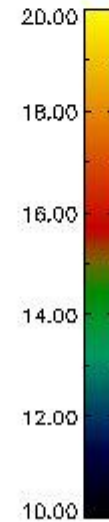
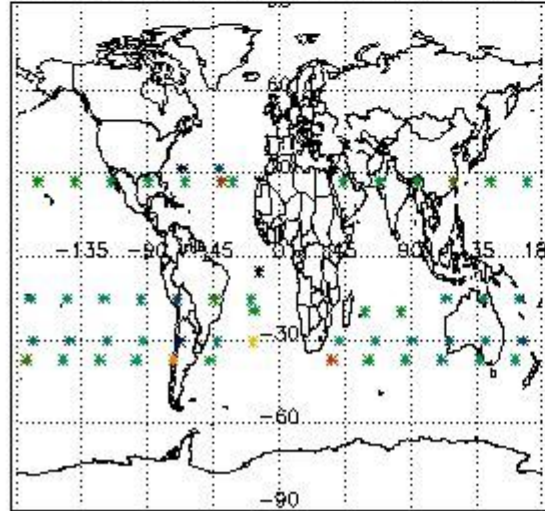
Percentage of flagged data per O3 profile



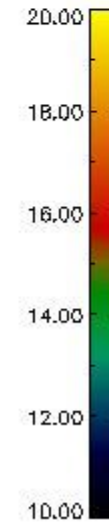
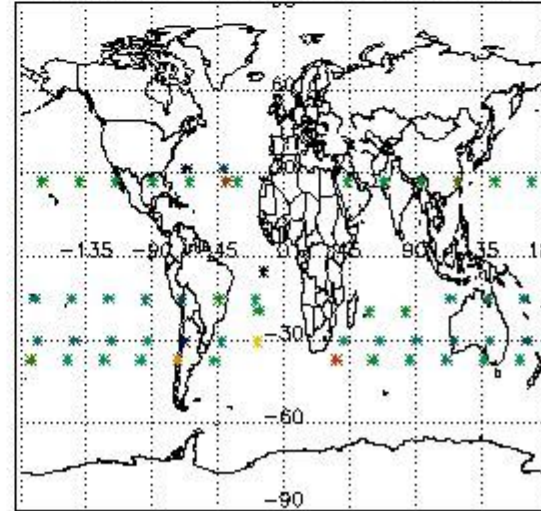
Percentage of flagged data per H2O profile



Percentage of flagged data per NO2 profile



Percentage of flagged data per NO3 profile

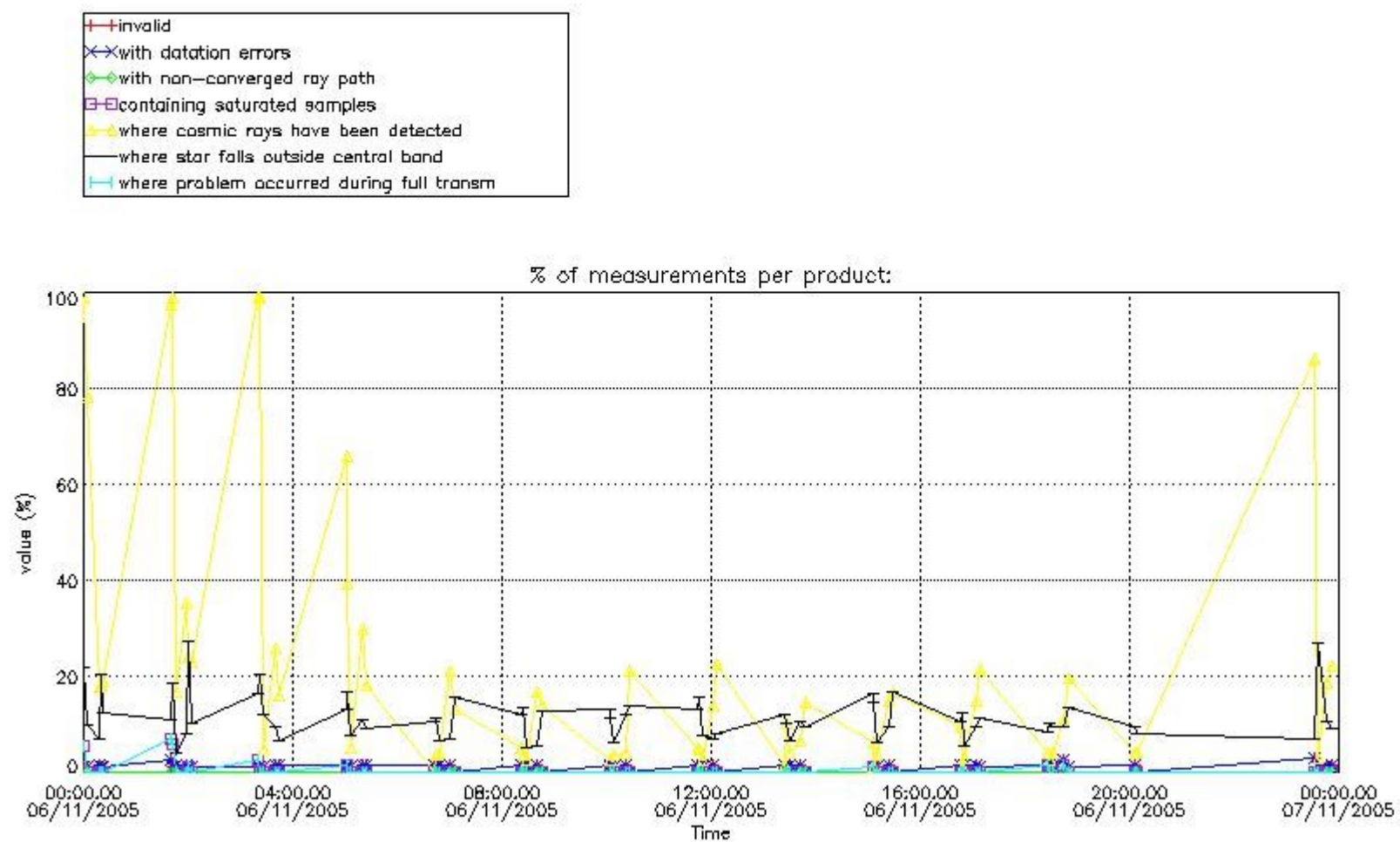


4. Level 1 quality information per product

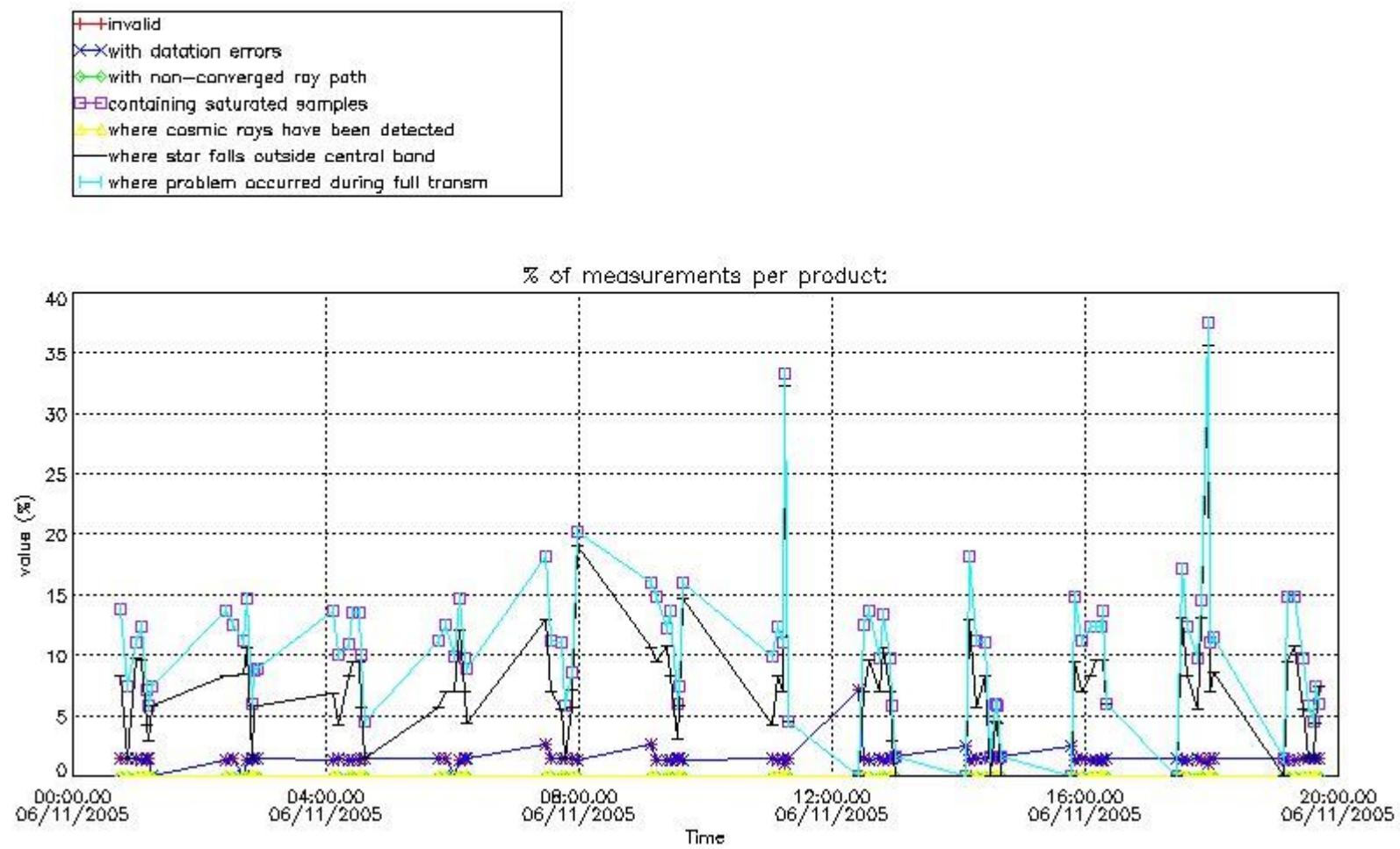
In this section it is plotted some information contained in the Quality Summary data set of the level 2 products that comes from the level 1b processing. Products without errors (error flag in the MPH set to "0") are used.

4.1 Plot quality information per product (time dependant) coming from level 1b processing

4.1.1 Plot level 1 quality information per product (time dependant): ENVISAT ASCENDING passes



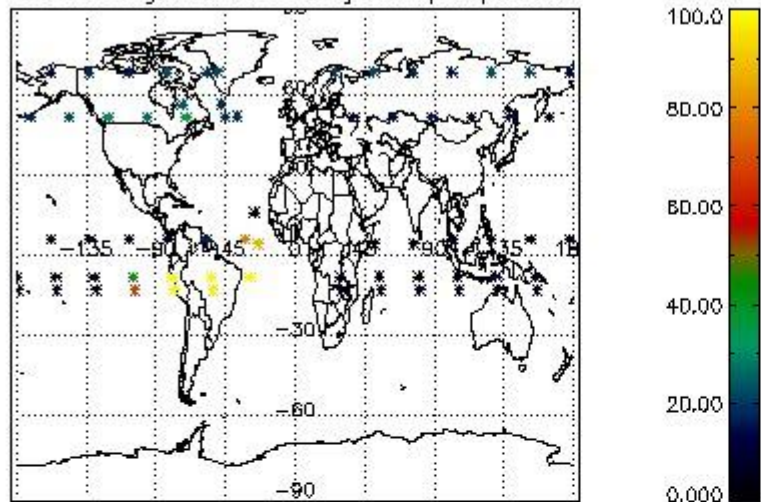
4.1.2 Plot level 1 quality information per product (time dependant): ENVI SAT DESCENDING passes



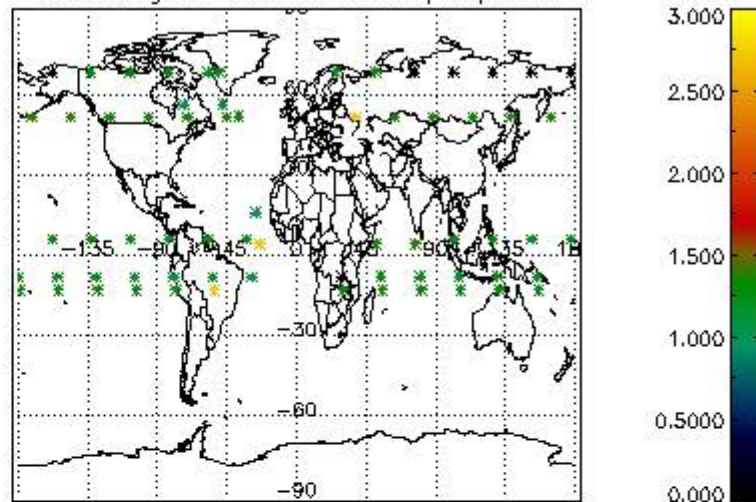
4.2 Plot quality information per product coming from level 1b processing (world map)

4.2.1 Plot level 1 quality information per product (world map): ENVISAT ASCENDING passes

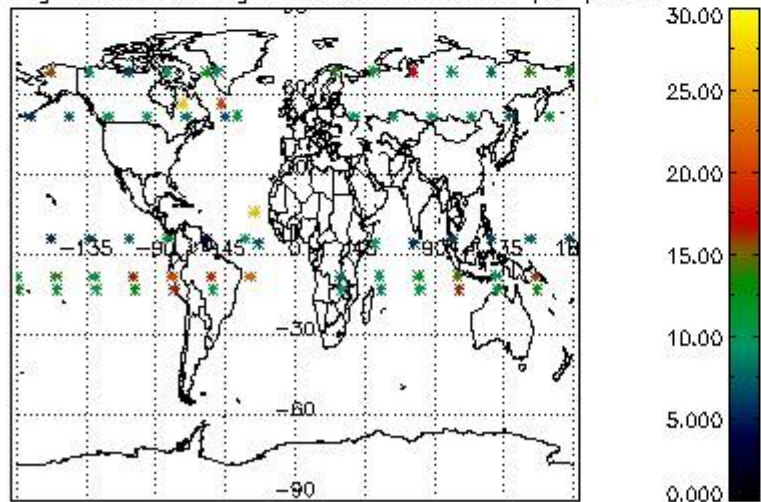
Percentage of cosmic ray hits per profile



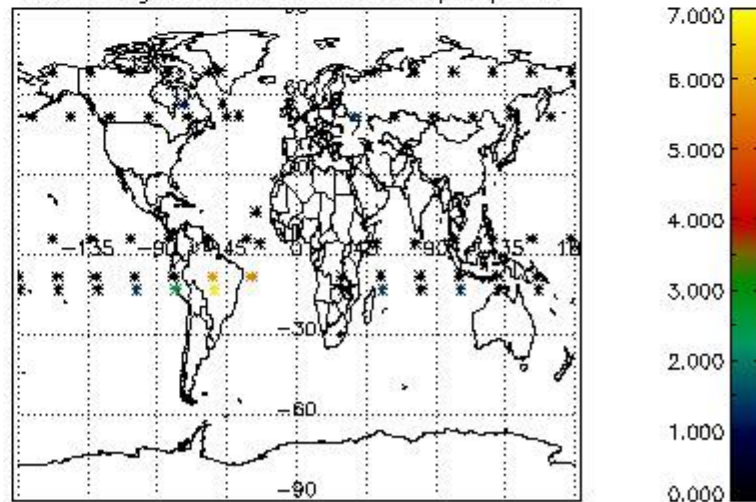
Percentage of datation errors per profile



Percentage of star falling outside central band per profile

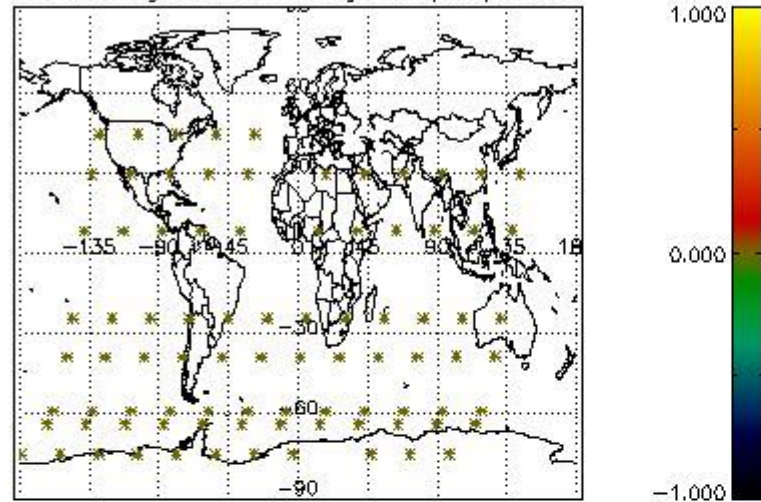


Percentage of saturation errors per profile

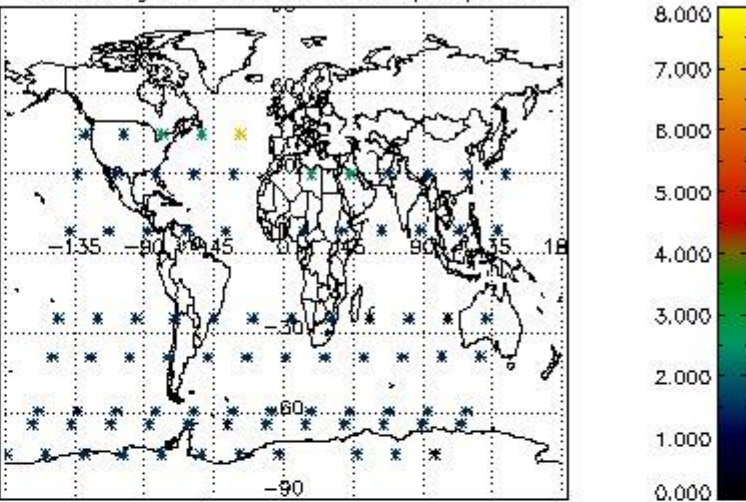


4.2.2 Plot level 1 quality information per product (world map): ENVISAT DESCENDING passes

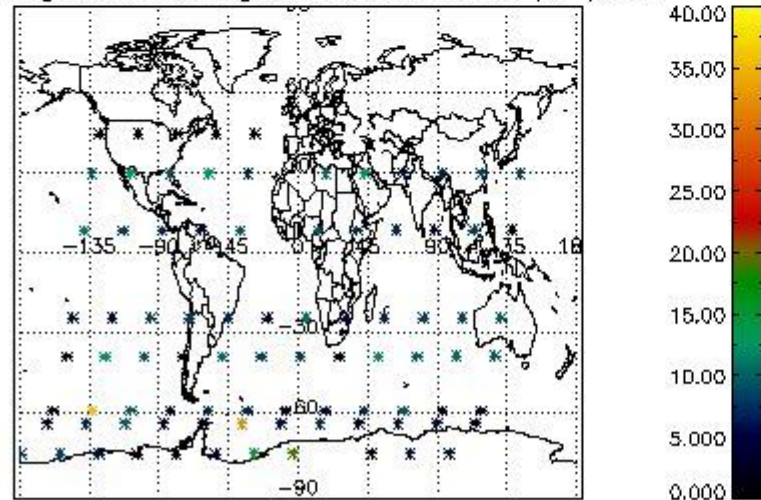
Percentage of cosmic ray hits per profile



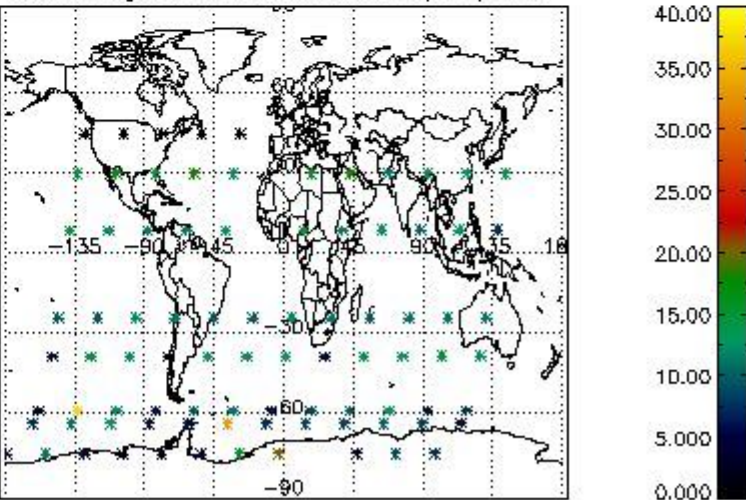
Percentage of datation errors per profile



Percentage of star falling outside central band per profile



Percentage of saturation errors per profile



5. Trace gas profiles

5.1 Ozone statistics based on quality of products

The final quality of the products can be "measured" using the STD (Standard Deviation) attached to every point profile. This information is written to the parameter GOM_NL__2P/NL_LOCAL_SPECIES_DENSITY/o3_std of the level 2 products. The table below shows the statistics for given STD ranges.

The statistics are given with respect to the overall valid production:

- Products without fatal errors: GOM_NL__2P/MPH/PRODUCT_ERR=0
- Valid point profile: GOM_NL__2P/NL_LOCAL_SPECIES_DENSITY/pcd(0)=0

The 'Criteria' is applied to valid points of dark limb products:

- Products in dark limb illumination condition: GOM_NL__2P/NL_SUMMARY_QUALITY/obs_ill_cond=0
- Products without fatal errors: GOM_NL__2P/MPH/PRODUCT_ERR=0
- Valid point profile: GOM_NL__2P/NL_LOCAL_SPECIES_DENSITY/pcd(0)=0

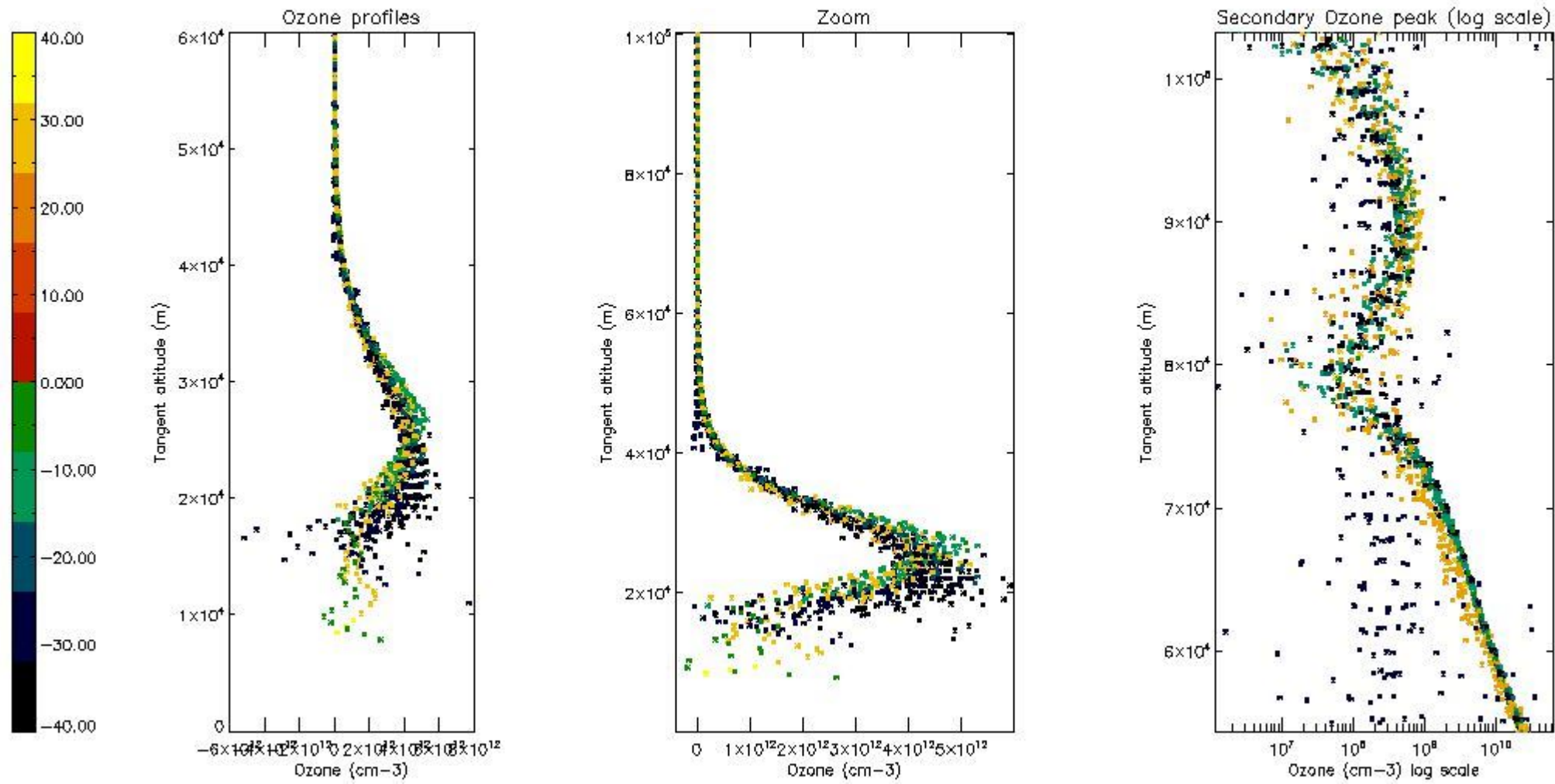
So, the table below shows the percentage of dark limb and valid observations for each criteria with respect to the overall valid daily observations.

Criteria	% of total production
All STD	38
STD < 20	21

STD < 10	16
STD < 5	9

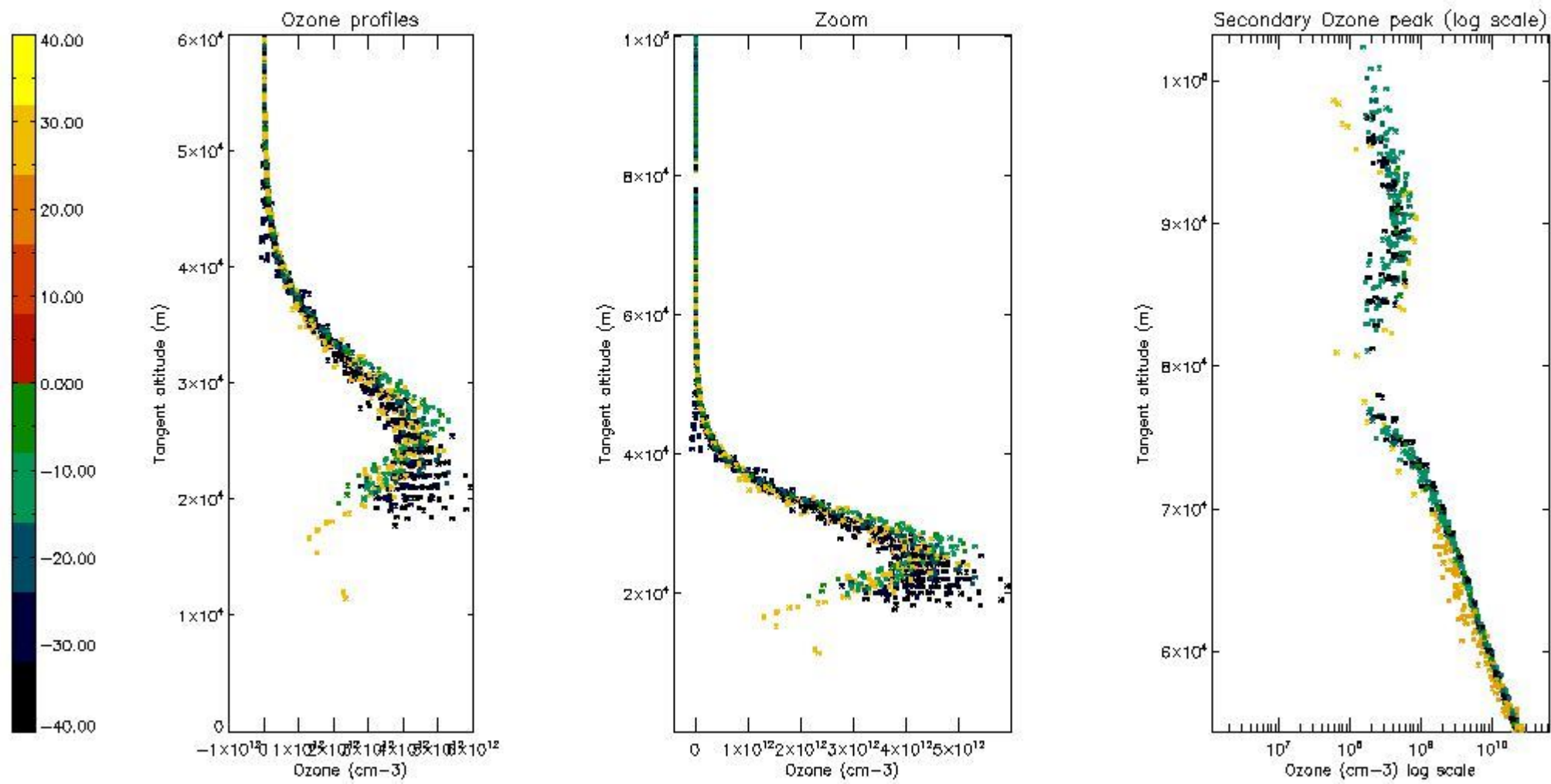
5.2 Plot ozone profiles for all STD (dark without errors)

The colorbar represents the latitude.



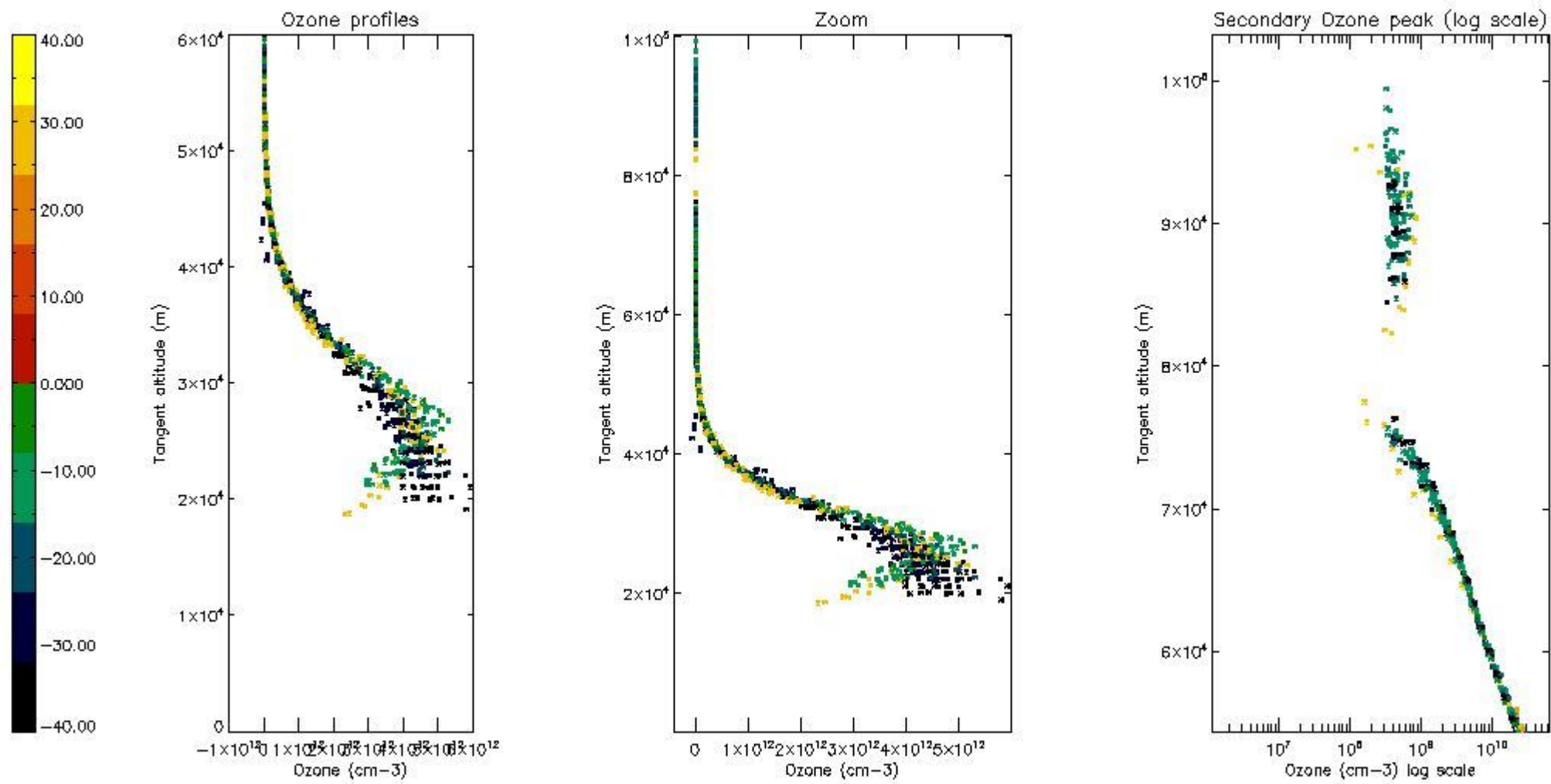
5.3 Plot ozone profiles where STD < 20% (dark without errors)

The colorbar represents the latitude.



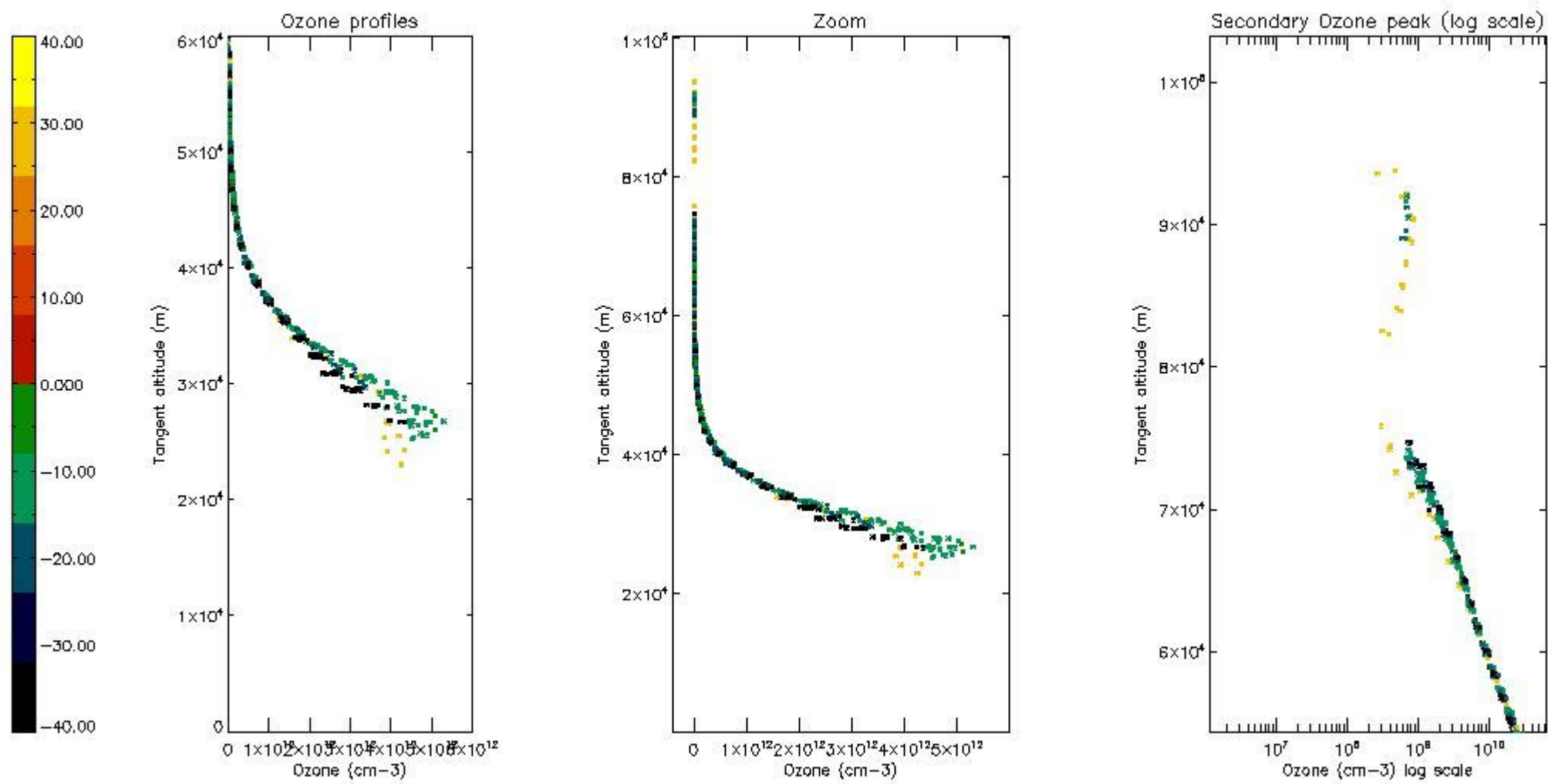
5.4 Plot ozone profiles where STD < 10% (dark without errors)

The colorbar represents the latitude.



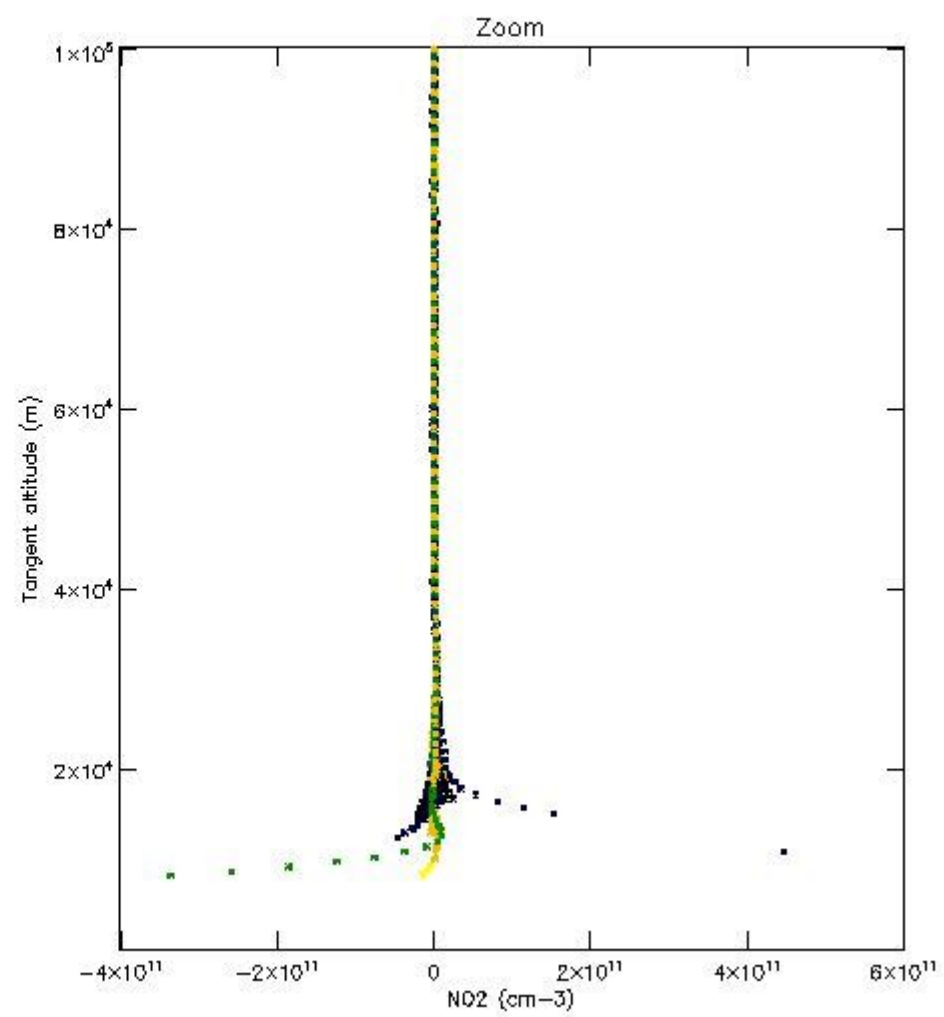
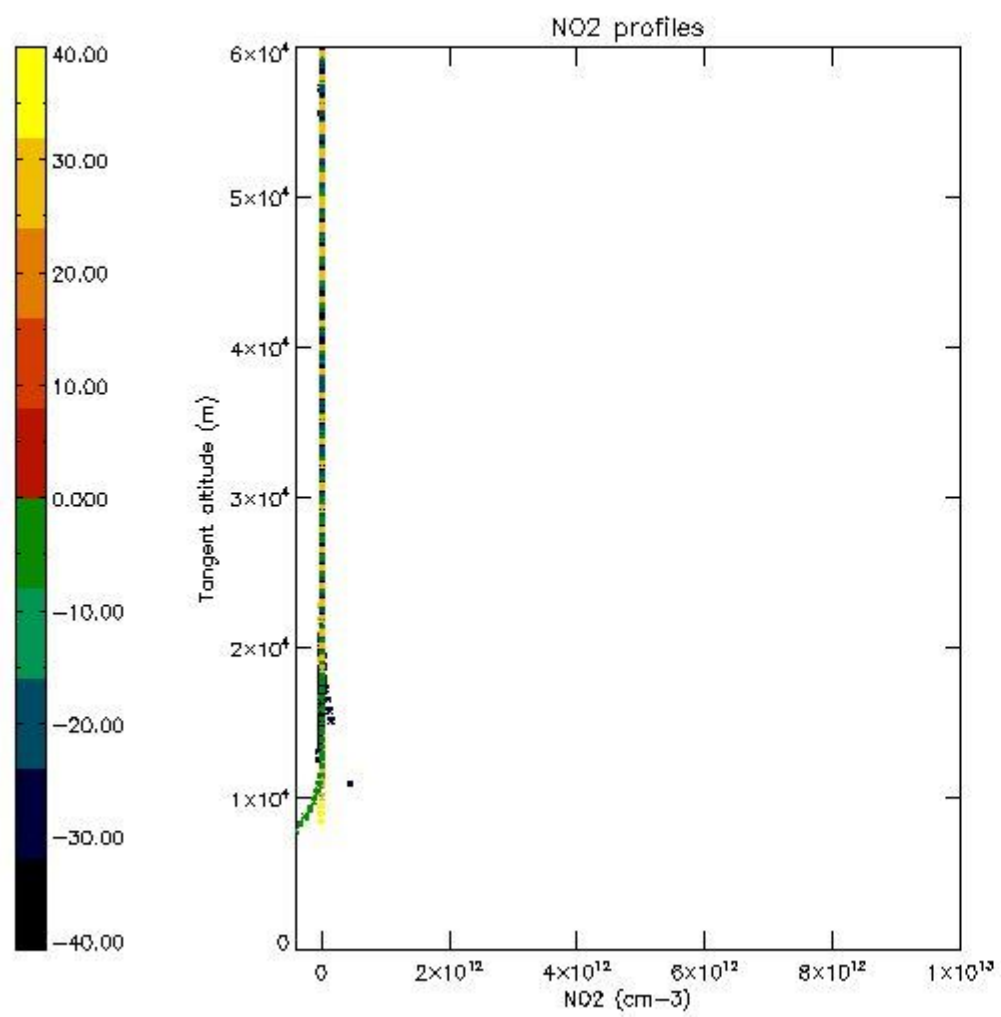
5.5 Plot ozone profiles where STD < 5% (dark without errors)

The colorbar represents the latitude.



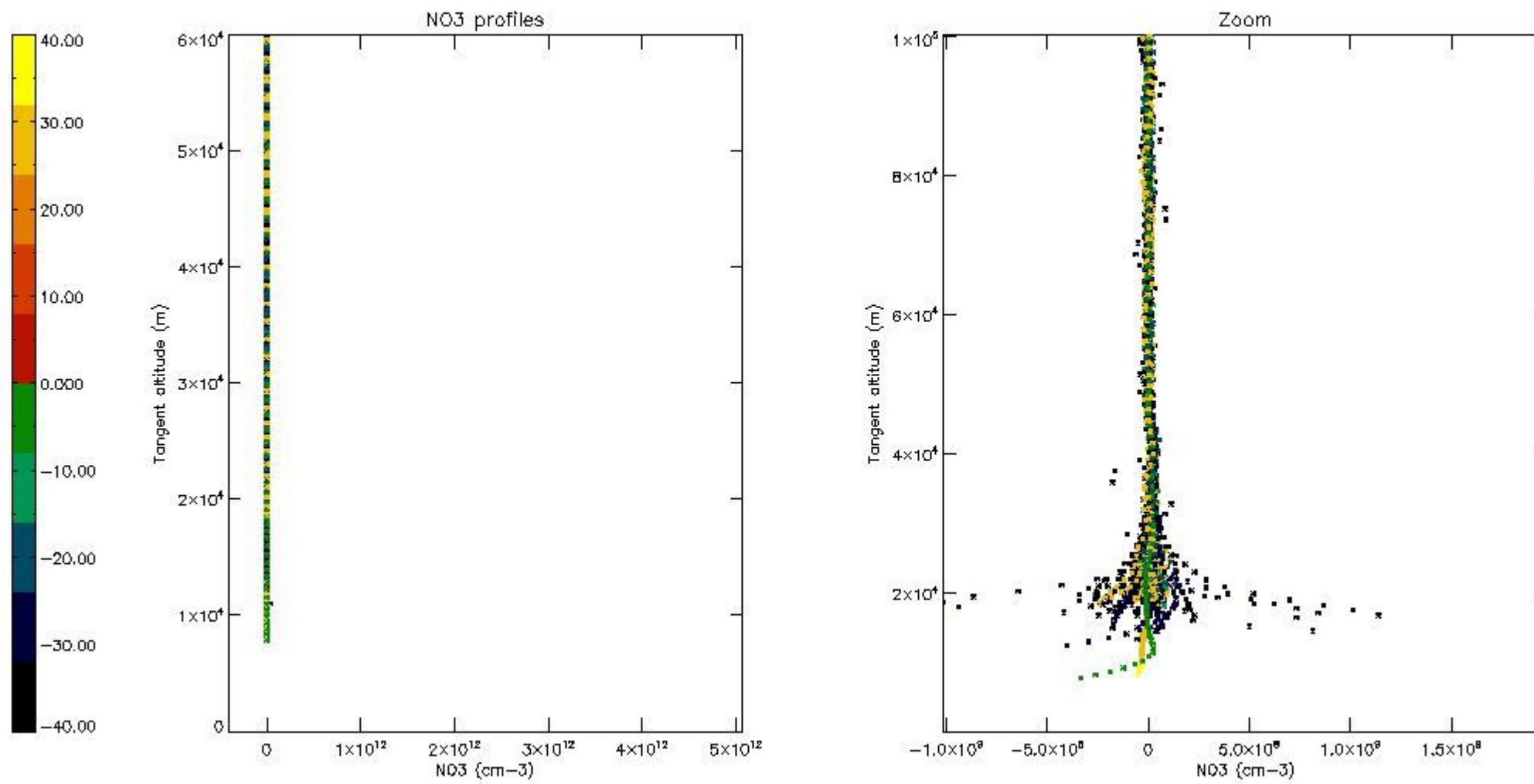
5.6 Plot NO₂ profiles for all STD (dark without errors)

The colorbar represents the latitude.



5.7 Plot NO3 profiles for all STD (dark without errors)

The colorbar represents the latitude.



6. Auxiliary Data Files used for the production reported in section 2

The number reported in the third column indicates since which file (see list in section 2) the corresponding auxiliary file has been used. The fourth column is the date of those product files.

Type	Auxiliary Filename	Used since product	Used since product date
INST_PHYS_CHARACTERISTICS	GOM_INS_AXVIEC20091111_143220_20030716_120000_20500101_000000	1	06-NOV-2005 00:00:58
LEVEL-2_PROC_CONFIG	GOM_PR2_AXVIEC20091111_152718_20020301_000000_20500101_000000	1	06-NOV-2005 00:00:58
CROSS_SECTIONS_FILE	GOM_CRS_AXVIEC20091111_154832_20020301_000000_20500101_000000	1	06-NOV-2005 00:00:58

GOMOS Level 2 Daily Report

SUMMARY

[1. General Info](#)

[2. Summary of processed GOM_NL_2P products](#)

[3. Level 2 Quality information per product](#)

[3.1 Plot of level 2 quality information per product \(time dependant\)](#)

[3.2 Plot of level 2 quality information per product \(world map\)](#)

[4. Level 1 Quality information per product \(stored on level 2 products\)](#)

[4.1 Plot of level 1 quality information per product \(time dependant\)](#)

[4.1.1 Plot of level 1 quality information per product \(time dependant\): ASCENDING](#)

[4.1.2 Plot of level 1 quality information per product \(time dependant\): DESCENDING](#)

[4.2 Plot of level 1 quality information per product \(world map\)](#)

[4.2.1 Plot of level 1 quality information per product \(world map\): ASCENDING](#)

[4.2.2 Plot of level 1 quality information per product \(world map\): DESCENDING](#)

[5. Ozone profiles based on quality statistics and other trace gas profiles](#)

[5.1 Ozone statistics based on quality of products](#)

[5.2 Plot ozone profiles for all STD \(dark without errors\)](#)

[5.3 Plot ozone profiles where STD < 20% \(dark without errors\)](#)

[5.4. Plot ozone profiles where STD < 10% \(dark without errors\)](#)

[5.5. Plot ozone profiles where STD < 5% \(dark without errors\)](#)

[5.6 Plot NO2 profiles for all STD \(dark without errors\)](#)

[5.7 Plot NO3 profiles for all STD \(dark without errors\)](#)

[5.8 Plot H2O profiles \(only for occultations of stars 1,2,3,4,13,14,16,26,63 dark without errors\) for all STD](#)

[6. Auxiliary Data Files used for the production reported in section 2](#)

This report presents the daily analysis on parameters extracted from GOMOS level 2 data (GOM_NL__2P). It is intended to monitor some important parameters that will impact the quality of these products. A list of level 2 products (and content) that have arrived during the reporting day to the PCF is also given.

Item	Value
Time of report generation	18APR2013 12:17:49
Data source version	GOMOS/6.01
Start time of products	06-11-2005 (06NOV2005 00:00:00)
Stop time of products	07-11-2005 (07NOV2005 00:00:00)
Store outputs in DB	Yes
Nb of level 2 prods	155
Nb of prods with errors	2

2. Summary of processed GOM_NL__2P products.

Nr	Filename	UTC Start time	Limb	Duration	Star Id	Star Name	Star Mag	Star Temp	Nb Meas	Orbit	Prod. error
1	GOM_NL__2PRFIN20051106_000058_000000462042_00173_19265_8242.N1	06-NOV-2005 00:00:58	Dark	45.500	113	Mu Vel	2.6920	5000.0	91	19265	No
2	GOM_NL__2PRFIN20051106_000455_000000412042_00174_19266_8231.N1	06-NOV-2005 00:04:55	Dark	41.000	91	Kap Vel	2.4900	26000.	82	19266	No
3	GOM_NL__2PRFIN20051106_001751_000000372042_00174_19266_8232.N1	06-NOV-2005 00:17:51	Dark	36.500	143	Alp Hyi	2.8570	7200.0	73	19266	No
4	GOM_NL__2PRFIN20051106_001913_000000422042_00174_19266_8233.N1	06-NOV-2005 00:19:13	Dark	42.000	9	Alp Eri	0.45300	24000.	84	19266	No
5	GOM_NL__2PRFIN20051106_002242_000000402042_00174_19266_8234.N1	06-NOV-2005 00:22:42	Straylight	40.000	157	The1Eri	2.9060	9300.0	80	19266	No
6	GOM_NL__2PRFIN20051106_004513_000000362042_00174_19266_8235.N1	06-NOV-2005 00:45:13	Bright	36.000	53	43Bet And	2.0480	3300.0	72	19266	No
7	GOM_NL__2PRFIN20051106_005109_000000342042_00174_19266_8236.N1	06-NOV-2005 00:51:09	Bright	33.500	68	18Alp Cas	2.2250	4500.0	67	19266	No
8	GOM_NL__2PRFIN20051106_010021_000000362042_00174_19266_8237.N1	06-NOV-2005 01:00:21	Bright	36.000	49	1Alp UMi	1.9900	6300.0	72	19266	No
9	GOM_NL__2PRFIN20051106_010423_000000372042_00174_19266_8238.N1	06-NOV-2005 01:04:23	Bright	36.500	60	7Bet UMi	2.0810	3950.0	73	19266	No
10	GOM_NL__2PRFIN20051106_011012_000000352042_00174_19266_8239.N1	06-NOV-2005 01:10:12	Bright	35.000	32	77Eps UMa	1.7630	11000.	70	19266	No
11	GOM_NL__2PRFIN20051106_011137_000000342042_00174_19266_8240.N1	06-NOV-2005 01:11:37	Bright	34.000	39	85Eta UMa	1.8540	24000.	68	19266	No
12	GOM_NL__2PRFIN20051106_011510_000000342042_00174_19266_8241.N1	06-NOV-2005 01:15:10	Bright	34.000	152	12Alp2CVn	2.8900	11000.	68	19266	No
13	GOM_NL__2PRFIN20051106_014013_000000372042_00174_19266_8242.N1	06-NOV-2005 01:40:13	Dark	37.000	99	Del Cen	2.5750	26000.	74	19266	No
14	GOM_NL__2PRFIN20051106_014135_000000442042_00174_19266_8243.N1	06-NOV-2005 01:41:35	Dark	43.500	113	Mu Vel	2.6920	5000.0	87	19266	No
15	GOM_NL__2PRFIN20051106_014531_000000392042_00175_19267_8231.N1	06-NOV-2005 01:45:31	Dark	38.500	91	Kap Vel	2.4900	26000.	77	19267	No
16	GOM_NL__2PRFIN20051106_015827_000000372042_00175_19267_8232.N1	06-NOV-2005 01:58:27	Dark	37.000	143	Alp Hyi	2.8570	7200.0	74	19267	No
17	GOM_NL__2PRFIN20051106_015949_000000462042_00175_19267_8233.N1	06-NOV-2005 01:59:49	Dark	46.000	9	Alp Eri	0.45300	24000.	92	19267	No
18	GOM_NL__2PRFIN20051106_020318_000000402042_00175_19267_8234.N1	06-NOV-2005 02:03:18	Straylight	39.500	157	The1Eri	2.9060	9300.0	79	19267	No
19	GOM_NL__2PRFIN20051106_022549_000000372042_00175_19267_8235.N1	06-NOV-2005 02:25:49	Bright	36.500	53	43Bet And	2.0480	3300.0	73	19267	No
20	GOM_NL__2PRFIN20051106_023145_000000362042_00175_19267_8236.N1	06-NOV-2005 02:31:45	Bright	36.000	68	18Alp Cas	2.2250	4500.0	72	19267	No
21	GOM_NL__2PRFIN20051106_024057_000000362042_00175_19267_8237.N1	06-NOV-2005 02:40:57	Bright	35.500	49	1Alp UMi	1.9900	6300.0	71	19267	No
22	GOM_NL__2PRFIN20051106_024459_000000382042_00175_19267_8238.N1	06-NOV-2005 02:44:59	Bright	37.500	60	7Bet UMi	2.0810	3950.0	75	19267	No
23	GOM_NL__2PRFIN20051106_025048_000000342042_00175_19267_8239.N1	06-NOV-2005 02:50:48	Bright	33.500	32	77Eps UMa	1.7630	11000.	67	19267	No
24	GOM_NL__2PRFIN20051106_025213_000000352042_00175_19267_8240.N1	06-NOV-2005 02:52:13	Bright	34.500	39	85Eta UMa	1.8540	24000.	69	19267	No
25	GOM_NL__2PRFIN20051106_025546_000000342042_00175_19267_8241.N1	06-NOV-2005 02:55:46	Bright	34.000	152	12Alp2CVn	2.8900	11000.	68	19267	No
26	GOM_NL__2PRFIN20051106_032049_000000402042_00175_19267_8242.N1	06-NOV-2005 03:20:49	Dark	39.500	99	Del Cen	2.5750	26000.	79	19267	No
27	GOM_NL__2PRFIN20051106_032211_000000442042_00175_19267_8243.N1	06-NOV-2005 03:22:11	Dark	44.000	113	Mu Vel	2.6920	5000.0	88	19267	No
28	GOM_NL__2PRFIN20051106_032608_000000422042_00176_19268_8231.N1	06-NOV-2005 03:26:08	Dark	41.500	91	Kap Vel	2.4900	26000.	83	19268	No
29	GOM_NL__2PRFIN20051106_033903_000000372042_00176_19268_8232.N1	06-NOV-2005 03:39:03	Dark	37.000	143	Alp Hyi	2.8570	7200.0	74	19268	No
30	GOM_NL__2PRFIN20051106_034033_000000242042_00176_19268_8233.N1	06-NOV-2005 03:40:33	Dark	24.000	9	Alp Eri	0.45300	24000.	48	19268	Yes
31	GOM_NL__2PRFIN20051106_034355_000000382042_00176_19268_8234.N1	06-NOV-2005 03:43:55	Straylight	37.500	157	The1Eri	2.9060	9300.0	75	19268	No
32	GOM_NL__2PRFIN20051106_040625_000000372042_00176_19268_8235.N1	06-NOV-2005 04:06:25	Bright	36.500	53	43Bet And	2.0480	3300.0	73	19268	No
33	GOM_NL__2PRFIN20051106_041221_000000352042_00176_19268_8236.N1	06-NOV-2005 04:12:21	Bright	35.000	68	18Alp Cas	2.2250	4500.0	70	19268	No
34	GOM_NL__2PRFIN20051106_042133_000000372042_00176_19268_8237.N1	06-NOV-2005 04:21:33	Bright	36.500	49	1Alp UMi	1.9900	6300.0	73	19268	No
35	GOM_NL__2PRFIN20051106_042535_000000372042_00176_19268_8238.N1	06-NOV-2005 04:25:35	Bright	37.000	60	7Bet UMi	2.0810	3950.0	74	19268	No
36	GOM_NL__2PRFIN20051106_043124_000000372042_00176_19268_8239.N1	06-NOV-2005 04:31:24	Bright	37.000	32	77Eps UMa	1.7630	11000.	74	19268	No
37	GOM_NL__2PRFIN20051106_043249_000000352042_00176_19268_8240.N1	06-NOV-2005 04:32:49	Bright	35.000	39	85Eta UMa	1.8540	24000.	70	19268	No
38	GOM_NL__2PRFIN20051106_043622_000000332042_00176_19268_8241.N1	06-NOV-2005 04:36:22	Bright	33.000	152	12Alp2CVn	2.8900	11000.	66	19268	No
39	GOM_NL__2PRFIN20051106_050126_000000382042_00176_19268_8242.N1	06-NOV-2005 05:01:26	Dark	38.000	99	Del Cen	2.5750	26000.	76	19268	No
40	GOM_NL__2PRFIN20051106_050247_000000422042_00176_19268_8243.N1	06-NOV-2005 05:02:47	Dark	42.000	113	Mu Vel	2.6920	5000.0	84	19268	No
41	GOM_NL__2PRFIN20051106_050644_000000402042_00177_19269_8231.N1	06-NOV-2005 05:06:44	Dark	39.500	91	Kap Vel	2.4900	26000.	79	19269	No
42	GOM_NL__2PRFIN20051106_051939_000000372042_00177_19269_8232.N1	06-NOV-2005 05:19:39	Dark	37.000	143	Alp Hyi	2.8570	7200.0	74	19269	No

43	GOM_NL__2PRFIN20051106_052129_000000162042_00177_19269_8233.N1	06-NOV-2005 05:21:29	Dark	16.000	9	Alp Eri	0.45300	24000.	32	19269	Yes
44	GOM_NL__2PRFIN20051106_052431_000000392042_00177_19269_8234.N1	06-NOV-2005 05:24:31	Straylight	38.500	157	The1Eri	2.9060	9300.0	77	19269	No
45	GOM_NL__2PRFIN20051106_054701_000000362042_00177_19269_8235.N1	06-NOV-2005 05:47:01	Bright	35.500	53	43Bet And	2.0480	3300.0	71	19269	No
46	GOM_NL__2PRFIN20051106_055257_000000362042_00177_19269_8236.N1	06-NOV-2005 05:52:57	Bright	36.000	68	18Alp Cas	2.2250	4500.0	72	19269	No
47	GOM_NL__2PRFIN20051106_060209_000000362042_00177_19269_8237.N1	06-NOV-2005 06:02:09	Bright	35.500	49	1Alp UMi	1.9900	6300.0	71	19269	No
48	GOM_NL__2PRFIN20051106_060612_000000382042_00177_19269_8238.N1	06-NOV-2005 06:06:12	Bright	37.500	60	7Bet UMi	2.0810	3950.0	75	19269	No
49	GOM_NL__2PRFIN20051106_061200_000000362042_00177_19269_8239.N1	06-NOV-2005 06:12:00	Bright	36.000	32	77Eps UMa	1.7630	11000.	72	19269	No
50	GOM_NL__2PRFIN20051106_061325_000000342042_00177_19269_8240.N1	06-NOV-2005 06:13:25	Bright	34.000	39	85Eta UMa	1.8540	24000.	68	19269	No
51	GOM_NL__2PRFIN20051106_064202_000000382042_00177_19269_8241.N1	06-NOV-2005 06:42:02	Dark	37.500	99	Del Cen	2.5750	26000.	75	19269	No
52	GOM_NL__2PRFIN20051106_064324_000000402042_00177_19269_8242.N1	06-NOV-2005 06:43:24	Dark	39.500	113	Mu Vel	2.6920	5000.0	79	19269	No
53	GOM_NL__2PRFIN20051106_064721_000000392042_00178_19270_8231.N1	06-NOV-2005 06:47:21	Dark	39.000	91	Kap Vel	2.4900	26000.	78	19270	No
54	GOM_NL__2PRFIN20051106_070015_000000362042_00178_19270_8232.N1	06-NOV-2005 07:00:15	Dark	35.500	143	Alp Hyi	2.8570	7200.0	71	19270	No
55	GOM_NL__2PRFIN20051106_070507_000000422042_00178_19270_8233.N1	06-NOV-2005 07:05:07	Straylight	41.500	157	The1Eri	2.9060	9300.0	83	19270	No
56	GOM_NL__2PRFIN20051106_072737_000000392042_00178_19270_8234.N1	06-NOV-2005 07:27:37	Bright	38.500	53	43Bet And	2.0480	3300.0	77	19270	No
57	GOM_NL__2PRFIN20051106_073333_000000362042_00178_19270_8235.N1	06-NOV-2005 07:33:33	Bright	35.500	68	18Alp Cas	2.2250	4500.0	71	19270	No
58	GOM_NL__2PRFIN20051106_074245_000000362042_00178_19270_8236.N1	06-NOV-2005 07:42:45	Bright	36.000	49	1Alp UMi	1.9900	6300.0	72	19270	No
59	GOM_NL__2PRFIN20051106_074648_000000342042_00178_19270_8237.N1	06-NOV-2005 07:46:48	Bright	34.000	60	7Bet UMi	2.0810	3950.0	68	19270	No
60	GOM_NL__2PRFIN20051106_075236_000000352042_00178_19270_8238.N1	06-NOV-2005 07:52:36	Bright	35.000	32	77Eps UMa	1.7630	11000.	70	19270	No
61	GOM_NL__2PRFIN20051106_075401_000000352042_00178_19270_8239.N1	06-NOV-2005 07:54:01	Bright	35.000	39	85Eta UMa	1.8540	24000.	70	19270	No
62	GOM_NL__2PRFIN20051106_075734_000000402042_00178_19270_8240.N1	06-NOV-2005 07:57:34	Bright	39.500	152	12Alp2CVn	2.8900	11000.	79	19270	No
63	GOM_NL__2PRFIN20051106_082238_000000382042_00178_19270_8241.N1	06-NOV-2005 08:22:38	Dark	38.000	99	Del Cen	2.5750	26000.	76	19270	No
64	GOM_NL__2PRFIN20051106_082400_000000412042_00178_19270_8242.N1	06-NOV-2005 08:24:00	Dark	40.500	113	Mu Vel	2.6920	5000.0	81	19270	No
65	GOM_NL__2PRFIN20051106_082758_000000392042_00179_19271_8251.N1	06-NOV-2005 08:27:58	Dark	39.000	91	Kap Vel	2.4900	26000.	78	19271	No
66	GOM_NL__2PRFIN20051106_084051_000000362042_00179_19271_8252.N1	06-NOV-2005 08:40:51	Dark	35.500	143	Alp Hyi	2.8570	7200.0	71	19271	No
67	GOM_NL__2PRFIN20051106_084543_000000402042_00179_19271_8253.N1	06-NOV-2005 08:45:43	Straylight	39.500	157	The1Eri	2.9060	9300.0	79	19271	No
68	GOM_NL__2PRFIN20051106_090813_000000382042_00179_19271_8254.N1	06-NOV-2005 09:08:13	Bright	37.500	53	43Bet And	2.0480	3300.0	75	19271	No
69	GOM_NL__2PRFIN20051106_091409_000000372042_00179_19271_8255.N1	06-NOV-2005 09:14:09	Bright	37.000	68	18Alp Cas	2.2250	4500.0	74	19271	No
70	GOM_NL__2PRFIN20051106_092321_000000372042_00179_19271_8256.N1	06-NOV-2005 09:23:21	Bright	37.000	49	1Alp UMi	1.9900	6300.0	74	19271	No
71	GOM_NL__2PRFIN20051106_092724_000000372042_00179_19271_8257.N1	06-NOV-2005 09:27:24	Bright	36.500	60	7Bet UMi	2.0810	3950.0	73	19271	No
72	GOM_NL__2PRFIN20051106_093312_000000342042_00179_19271_8258.N1	06-NOV-2005 09:33:12	Bright	33.500	32	77Eps UMa	1.7630	11000.	67	19271	No
73	GOM_NL__2PRFIN20051106_093438_000000342042_00179_19271_8259.N1	06-NOV-2005 09:34:38	Bright	34.000	39	85Eta UMa	1.8540	24000.	68	19271	No
74	GOM_NL__2PRFIN20051106_093810_000000382042_00179_19271_8260.N1	06-NOV-2005 09:38:10	Bright	37.500	152	12Alp2CVn	2.8900	11000.	75	19271	No
75	GOM_NL__2PRFIN20051106_100314_000000382042_00179_19271_8261.N1	06-NOV-2005 10:03:14	Dark	38.000	99	Del Cen	2.5750	26000.	76	19271	No
76	GOM_NL__2PRFIN20051106_100437_000000402042_00179_19271_8262.N1	06-NOV-2005 10:04:37	Dark	40.000	113	Mu Vel	2.6920	5000.0	80	19271	No
77	GOM_NL__2PRFIN20051106_100834_000000402042_00180_19272_8251.N1	06-NOV-2005 10:08:34	Dark	39.500	91	Kap Vel	2.4900	26000.	79	19272	No
78	GOM_NL__2PRFIN20051106_102127_000000382042_00180_19272_8252.N1	06-NOV-2005 10:21:27	Dark	37.500	143	Alp Hyi	2.8570	7200.0	75	19272	No
79	GOM_NL__2PRFIN20051106_102620_000000402042_00180_19272_8253.N1	06-NOV-2005 10:26:20	Straylight	40.000	157	The1Eri	2.9060	9300.0	80	19272	No
80	GOM_NL__2PRFIN20051106_110357_000000362042_00180_19272_8254.N1	06-NOV-2005 11:03:57	Bright	35.500	49	1Alp UMi	1.9900	6300.0	71	19272	No
81	GOM_NL__2PRFIN20051106_110800_000000372042_00180_19272_8255.N1	06-NOV-2005 11:08:00	Bright	36.500	60	7Bet UMi	2.0810	3950.0	73	19272	No
82	GOM_NL__2PRFIN20051106_111348_000000362042_00180_19272_8256.N1	06-NOV-2005 11:13:48	Bright	36.000	32	77Eps UMa	1.7630	11000.	72	19272	No
83	GOM_NL__2PRFIN20051106_111514_000000482042_00180_19272_8257.N1	06-NOV-2005 11:15:14	Bright	48.000	39	85Eta UMa	1.8540	24000.	96	19272	No
84	GOM_NL__2PRFIN20051106_111846_000000332042_00180_19272_8258.N1	06-NOV-2005 11:18:46	Bright	33.000	152	12Alp2CVn	2.8900	11000.	66	19272	No
85	GOM_NL__2PRFIN20051106_114350_000000382042_00180_19272_8259.N1	06-NOV-2005 11:43:50	Dark	38.000	99	Del Cen	2.5750	26000.	76	19272	No
86	GOM_NL__2PRFIN20051106_114513_000000422042_00180_19272_8260.N1	06-NOV-2005 11:45:13	Dark	41.500	113	Mu Vel	2.6920	5000.0	83	19272	No
87	GOM_NL__2PRFIN20051106_114911_000000402042_00181_19273_8251.N1	06-NOV-2005 11:49:11	Dark	40.000	91	Kap Vel	2.4900	26000.	80	19273	No
88	GOM_NL__2PRFIN20051106_120203_000000362042_00181_19273_8252.N1	06-NOV-2005 12:02:03	Dark	36.000	143	Alp Hyi	2.8570	7200.0	72	19273	No
89	GOM_NL__2PRFIN20051106_120655_000000382042_00181_19273_8253.N1	06-NOV-2005 12:06:55	Straylight	37.500	157	The1Eri	2.9060	9300.0	75	19273	No
90	GOM_NL__2PRFIN20051106_122514_000000072042_00181_19273_8254.N1	06-NOV-2005 12:25:14	Straylight	7.0000	105	6Bet Ari	2.6450	8900.0	14	19273	No
91	GOM_NL__2PRFIN20051106_122924_000000362042_00181_19273_8255.N1	06-NOV-2005 12:29:24	Bright	36.000	53	43Bet And	2.0480	3300.0	72	19273	No
92	GOM_NL__2PRFIN20051106_123521_000000372042_00181_19273_8256.N1	06-NOV-2005 12:35:21	Bright	36.500	68	18Alp Cas	2.2250	4500.0	73	19273	No
93	GOM_NL__2PRFIN20051106_124432_000000362042_00181_19273_8257.N1	06-NOV-2005 12:44:32	Bright	36.000	49	1Alp UMi	1.9900	6300.0	72	19273	No
94	GOM_NL__2PRFIN20051106_124836_000000382042_00181_19273_8258.N1	06-NOV-2005 12:48:36	Bright	37.500	60	7Bet UMi	2.0810	3950.0	75	19273	No
95	GOM_NL__2PRFIN20051106_125424_000000362042_00181_19273_8259.N1	06-NOV-2005 12:54:24	Bright	36.000	32	77Eps UMa	1.7630	11000.	72	19273	No
96	GOM_NL__2PRFIN20051106_125550_000000342042_00181_19273_8260.N1	06-NOV-2005 12:55:50	Bright	34.000	39	85Eta UMa	1.8540	24000.	68	19273	No
97	GOM_NL__2PRFIN20051106_125922_000000322042_00181_19273_8261.N1	06-NOV-2005 12:59:22	Bright	32.000	152	12Alp2CVn	2.8900	11000.	64	19273	No
98	GOM_NL__2PRFIN20051106_132426_000000382042_00181_19273_8262.N1	06-NOV-2005 13:24:26	Dark	38.000	99	Del Cen	2.5750	26000.	76	19273	No
99	GOM_NL__2PRFIN20051106_132549_000000402042_00181_19273_8263.N1	06-NOV-2005 13:25:49	Dark	39.500	113	Mu Vel	2.6920	5000.0	79	19273	No
100	GOM_NL__2PRFIN20051106_132947_000000392042_00182_19274_8251.N1	06-NOV-2005 13:29:47	Dark	39.000	91	Kap Vel	2.4900	26000.	78	19274	No
101	GOM_NL__2PRFIN20051106_134239_000000382042_00182_19274_8252.N1	06-NOV-2005 13:42:39	Dark	37.500	143	Alp Hyi	2.8570	7200.0	75	19274	No

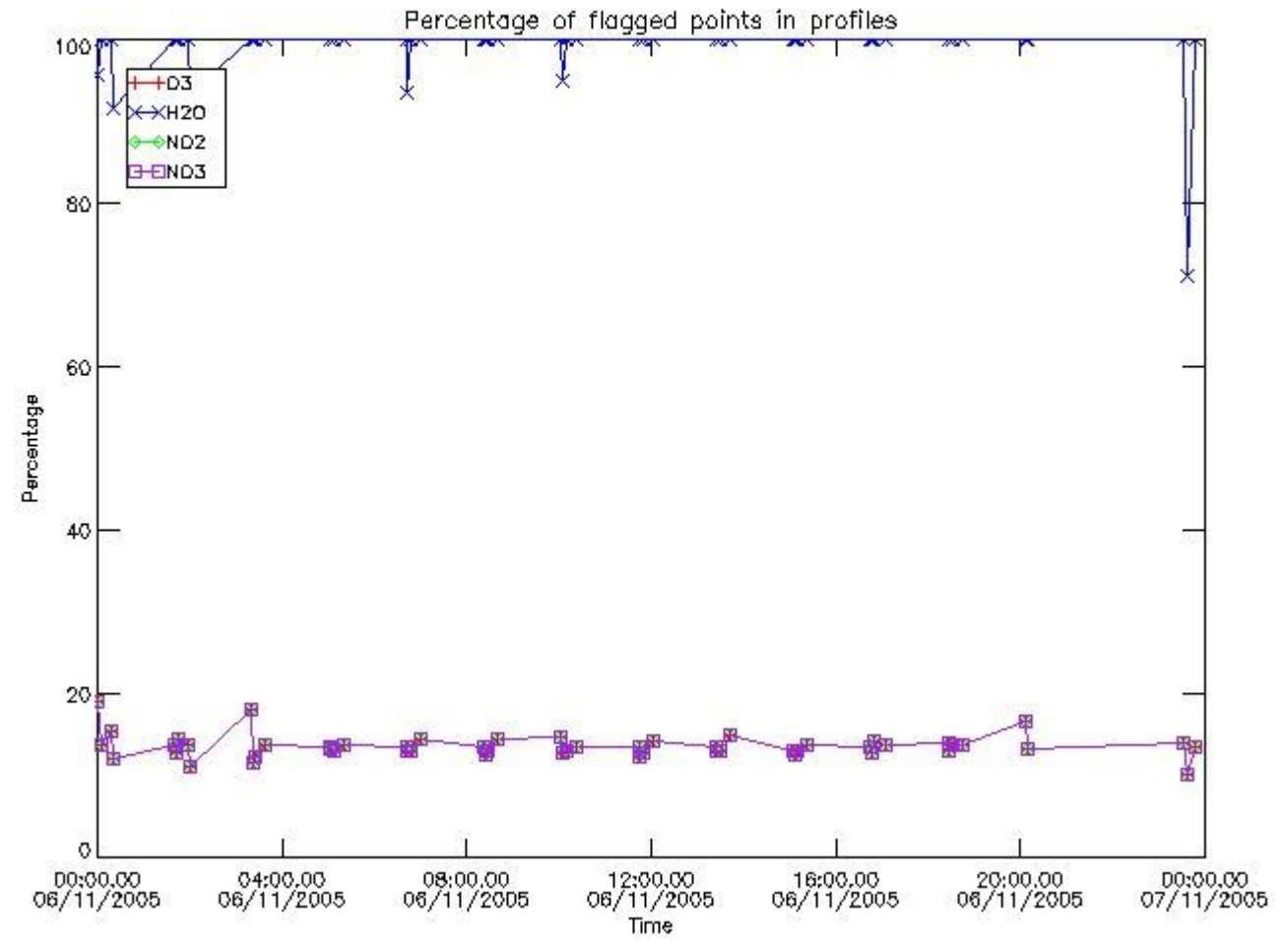
102	GOM_NL__2PRFIN20051106_134732_000000382042_00182_19274_8253.N1	06-NOV-2005 13:47:32	Straylight	37.500	157	The1Eri	2.9060	9300.0	75	19274	No
103	GOM_NL__2PRFIN20051106_140550_000000202042_00182_19274_8254.N1	06-NOV-2005 14:05:50	Tw_i_and_stray	20.000	105	6Bet Ari	2.6450	8900.0	40	19274	No
104	GOM_NL__2PRFIN20051106_141000_000000392042_00182_19274_8255.N1	06-NOV-2005 14:10:00	Bright	38.500	53	43Bet And	2.0480	3300.0	77	19274	No
105	GOM_NL__2PRFIN20051106_141557_000000362042_00182_19274_8256.N1	06-NOV-2005 14:15:57	Bright	35.500	68	18Alp Cas	2.2250	4500.0	71	19274	No
106	GOM_NL__2PRFIN20051106_142508_000000362042_00182_19274_8257.N1	06-NOV-2005 14:25:08	Bright	36.000	49	1Alp UMi	1.9900	6300.0	72	19274	No
107	GOM_NL__2PRFIN20051106_142912_000000322042_00182_19274_8258.N1	06-NOV-2005 14:29:12	Bright	32.000	60	7Bet UMi	2.0810	3950.0	64	19274	No
108	GOM_NL__2PRFIN20051106_143500_000000342042_00182_19274_8259.N1	06-NOV-2005 14:35:00	Bright	33.500	32	77Eps UMa	1.7630	11000.	67	19274	No
109	GOM_NL__2PRFIN20051106_143626_000000342042_00182_19274_8260.N1	06-NOV-2005 14:36:26	Bright	34.000	39	85Eta UMa	1.8540	24000.	68	19274	No
110	GOM_NL__2PRFIN20051106_143958_000000322042_00182_19274_8261.N1	06-NOV-2005 14:39:58	Bright	32.000	152	12Alp2CVn	2.8900	11000.	64	19274	No
111	GOM_NL__2PRFIN20051106_150502_000000402042_00182_19274_8262.N1	06-NOV-2005 15:05:02	Dark	39.500	99	Del Cen	2.5750	26000.	79	19274	No
112	GOM_NL__2PRFIN20051106_150626_000000412042_00182_19274_8263.N1	06-NOV-2005 15:06:26	Dark	41.000	113	Mu Vel	2.6920	5000.0	82	19274	No
113	GOM_NL__2PRFIN20051106_151024_000000402042_00183_19275_8251.N1	06-NOV-2005 15:10:24	Dark	39.500	91	Kap Vel	2.4900	26000.	79	19275	No
114	GOM_NL__2PRFIN20051106_152316_000000372042_00183_19275_8252.N1	06-NOV-2005 15:23:16	Dark	37.000	143	Alp Hyi	2.8570	7200.0	74	19275	No
115	GOM_NL__2PRFIN20051106_152808_000000422042_00183_19275_8253.N1	06-NOV-2005 15:28:08	Straylight	41.500	157	The1Eri	2.9060	9300.0	83	19275	No
116	GOM_NL__2PRFIN20051106_154626_000000202042_00183_19275_8254.N1	06-NOV-2005 15:46:26	Tw_i_and_stray	20.000	105	6Bet Ari	2.6450	8900.0	40	19275	No
117	GOM_NL__2PRFIN20051106_155036_000000372042_00183_19275_8255.N1	06-NOV-2005 15:50:36	Bright	37.000	53	43Bet And	2.0480	3300.0	74	19275	No
118	GOM_NL__2PRFIN20051106_155633_000000362042_00183_19275_8256.N1	06-NOV-2005 15:56:33	Bright	35.500	68	18Alp Cas	2.2250	4500.0	71	19275	No
119	GOM_NL__2PRFIN20051106_160544_000000372042_00183_19275_8257.N1	06-NOV-2005 16:05:44	Bright	36.500	49	1Alp UMi	1.9900	6300.0	73	19275	No
120	GOM_NL__2PRFIN20051106_160948_000000372042_00183_19275_8258.N1	06-NOV-2005 16:09:48	Bright	36.500	60	7Bet UMi	2.0810	3950.0	73	19275	No
121	GOM_NL__2PRFIN20051106_161536_000000372042_00183_19275_8259.N1	06-NOV-2005 16:15:36	Bright	36.500	32	77Eps UMa	1.7630	11000.	73	19275	No
122	GOM_NL__2PRFIN20051106_161702_000000372042_00183_19275_8260.N1	06-NOV-2005 16:17:02	Bright	36.500	39	85Eta UMa	1.8540	24000.	73	19275	No
123	GOM_NL__2PRFIN20051106_162034_000000342042_00183_19275_8261.N1	06-NOV-2005 16:20:34	Bright	33.500	152	12Alp2CVn	2.8900	11000.	67	19275	No
124	GOM_NL__2PRFIN20051106_164539_000000382042_00183_19275_8262.N1	06-NOV-2005 16:45:39	Dark	37.500	99	Del Cen	2.5750	26000.	75	19275	No
125	GOM_NL__2PRFIN20051106_164702_000000402042_00183_19275_8263.N1	06-NOV-2005 16:47:02	Dark	40.000	113	Mu Vel	2.6920	5000.0	80	19275	No
126	GOM_NL__2PRFIN20051106_165026_000000362042_00184_19276_8251.N1	06-NOV-2005 16:50:26	Dark	36.000	124	The Car	2.7640	30000.	72	19276	No
127	GOM_NL__2PRFIN20051106_170352_000000372042_00184_19276_8252.N1	06-NOV-2005 17:03:52	Dark	37.000	143	Alp Hyi	2.8570	7200.0	74	19276	No
128	GOM_NL__2PRFIN20051106_170844_000000402042_00184_19276_8253.N1	06-NOV-2005 17:08:44	Straylight	39.500	157	The1Eri	2.9060	9300.0	79	19276	No
129	GOM_NL__2PRFIN20051106_172701_000000332042_00184_19276_8254.N1	06-NOV-2005 17:27:01	Bright	33.000	105	6Bet Ari	2.6450	8900.0	66	19276	No
130	GOM_NL__2PRFIN20051106_173112_000000382042_00184_19276_8255.N1	06-NOV-2005 17:31:12	Bright	38.000	53	43Bet And	2.0480	3300.0	76	19276	No
131	GOM_NL__2PRFIN20051106_173709_000000372042_00184_19276_8256.N1	06-NOV-2005 17:37:09	Bright	36.500	68	18Alp Cas	2.2250	4500.0	73	19276	No
132	GOM_NL__2PRFIN20051106_174620_000000362042_00184_19276_8257.N1	06-NOV-2005 17:46:20	Bright	36.000	49	1Alp UMi	1.9900	6300.0	72	19276	No
133	GOM_NL__2PRFIN20051106_175024_000000382042_00184_19276_8258.N1	06-NOV-2005 17:50:24	Bright	38.000	60	7Bet UMi	2.0810	3950.0	76	19276	No
134	GOM_NL__2PRFIN20051106_175612_000000522042_00184_19276_8259.N1	06-NOV-2005 17:56:12	Bright	52.000	32	77Eps UMa	1.7630	11000.	104	19276	No
135	GOM_NL__2PRFIN20051106_175738_000000362042_00184_19276_8260.N1	06-NOV-2005 17:57:38	Bright	36.000	39	85Eta UMa	1.8540	24000.	72	19276	No
136	GOM_NL__2PRFIN20051106_180110_000000352042_00184_19276_8261.N1	06-NOV-2005 18:01:10	Bright	35.000	152	12Alp2CVn	2.8900	11000.	70	19276	No
137	GOM_NL__2PRFIN20051106_182615_000000372042_00184_19276_8262.N1	06-NOV-2005 18:26:15	Dark	36.500	99	Del Cen	2.5750	26000.	73	19276	No
138	GOM_NL__2PRFIN20051106_182739_000000392042_00184_19276_8263.N1	06-NOV-2005 18:27:39	Dark	39.000	113	Mu Vel	2.6920	5000.0	78	19276	No
139	GOM_NL__2PRFIN20051106_183102_000000372042_00185_19277_8251.N1	06-NOV-2005 18:31:02	Dark	37.000	124	The Car	2.7640	30000.	74	19277	No
140	GOM_NL__2PRFIN20051106_184428_000000372042_00185_19277_8252.N1	06-NOV-2005 18:44:28	Dark	37.000	143	Alp Hyi	2.8570	7200.0	74	19277	No
141	GOM_NL__2PRFIN20051106_184921_000000412042_00185_19277_8253.N1	06-NOV-2005 18:49:21	Straylight	40.500	157	The1Eri	2.9060	9300.0	81	19277	No
142	GOM_NL__2PRFIN20051106_190737_000000332042_00185_19277_8254.N1	06-NOV-2005 19:07:37	Bright	33.000	105	6Bet Ari	2.6450	8900.0	66	19277	No
143	GOM_NL__2PRFIN20051106_191148_000000372042_00185_19277_8255.N1	06-NOV-2005 19:11:48	Bright	37.000	53	43Bet And	2.0480	3300.0	74	19277	No
144	GOM_NL__2PRFIN20051106_191745_000000372042_00185_19277_8256.N1	06-NOV-2005 19:17:45	Bright	37.000	68	18Alp Cas	2.2250	4500.0	74	19277	No
145	GOM_NL__2PRFIN20051106_192656_000000362042_00185_19277_8257.N1	06-NOV-2005 19:26:56	Bright	36.000	49	1Alp UMi	1.9900	6300.0	72	19277	No
146	GOM_NL__2PRFIN20051106_193100_000000342042_00185_19277_8258.N1	06-NOV-2005 19:31:00	Bright	34.000	60	7Bet UMi	2.0810	3950.0	68	19277	No
147	GOM_NL__2PRFIN20051106_193648_000000342042_00185_19277_8259.N1	06-NOV-2005 19:36:48	Bright	33.500	32	77Eps UMa	1.7630	11000.	67	19277	No
148	GOM_NL__2PRFIN20051106_193814_000000342042_00185_19277_8260.N1	06-NOV-2005 19:38:14	Bright	34.000	39	85Eta UMa	1.8540	24000.	68	19277	No
149	GOM_NL__2PRFIN20051106_194146_000000342042_00185_19277_8261.N1	06-NOV-2005 19:41:46	Bright	33.500	152	12Alp2CVn	2.8900	11000.	67	19277	No
150	GOM_NL__2PRFIN20051106_200651_000000372042_00185_19277_8262.N1	06-NOV-2005 20:06:51	Dark	37.000	99	Del Cen	2.5750	26000.	74	19277	No
151	GOM_NL__2PRFIN20051106_200815_000000382042_00185_19277_8263.N1	06-NOV-2005 20:08:15	Dark	38.000	113	Mu Vel	2.6920	5000.0	76	19277	No
152	GOM_NL__2PRFIN20051106_233251_000000372042_00188_19280_8251.N1	06-NOV-2005 23:32:51	Dark	36.500	124	The Car	2.7640	30000.	73	19280	No
153	GOM_NL__2PRFIN20051106_233609_000000512042_00188_19280_8252.N1	06-NOV-2005 23:36:09	Dark	50.500	41	Eps Car	1.8600	4100.0	101	19280	No
154	GOM_NL__2PRFIN20051106_234616_000000382042_00188_19280_8253.N1	06-NOV-2005 23:46:16	Dark	37.500	143	Alp Hyi	2.8570	7200.0	75	19280	No
155	GOM_NL__2PRFIN20051106_235109_000000392042_00188_19280_8254.N1	06-NOV-2005 23:51:09	Straylight	38.500	157	The1Eri	2.9060	9300.0	77	19280	No

3. Quality information per product

In this section it is plotted some information contained in the Quality Summary data set of

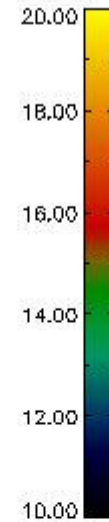
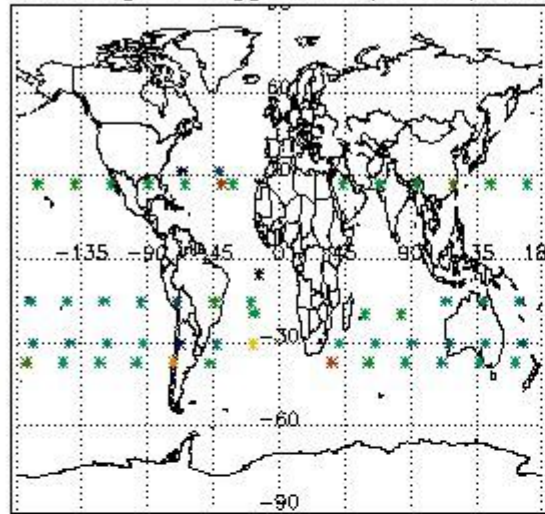
the level 2 products. Only products in dark limb conditions and without errors (error flag in the MPH set to "0") are used.

3.1 Plot quality information per product (time dependant)

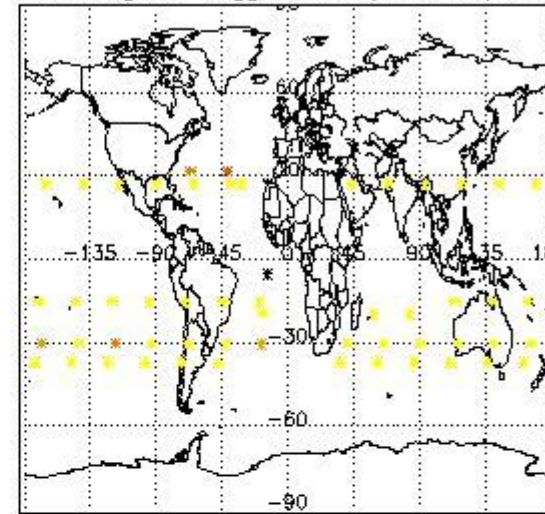


3.2 Plot quality information per product (world map)

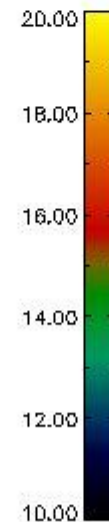
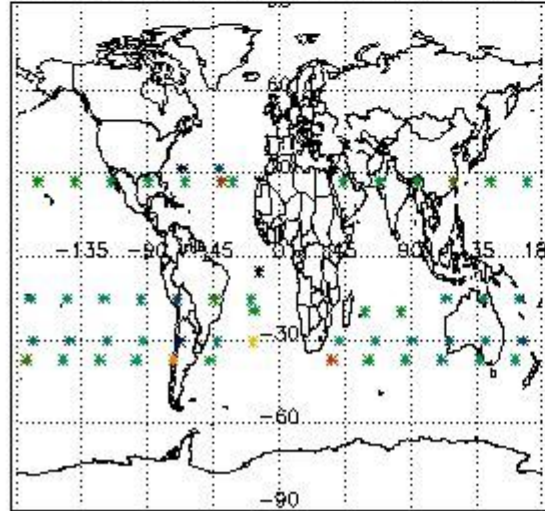
Percentage of flagged data per O3 profile



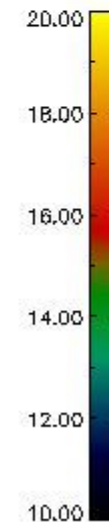
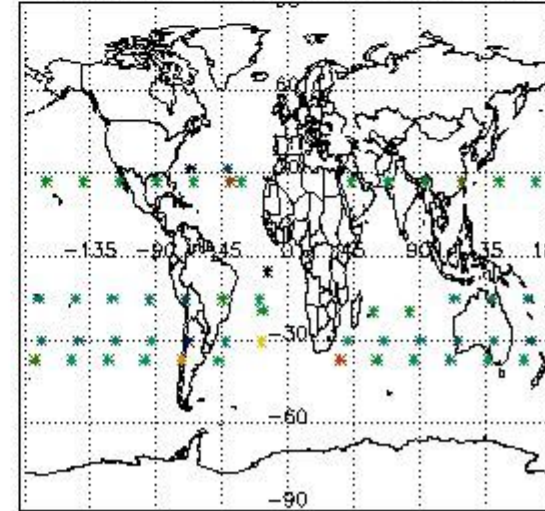
Percentage of flagged data per H2O profile



Percentage of flagged data per NO2 profile



Percentage of flagged data per NO3 profile

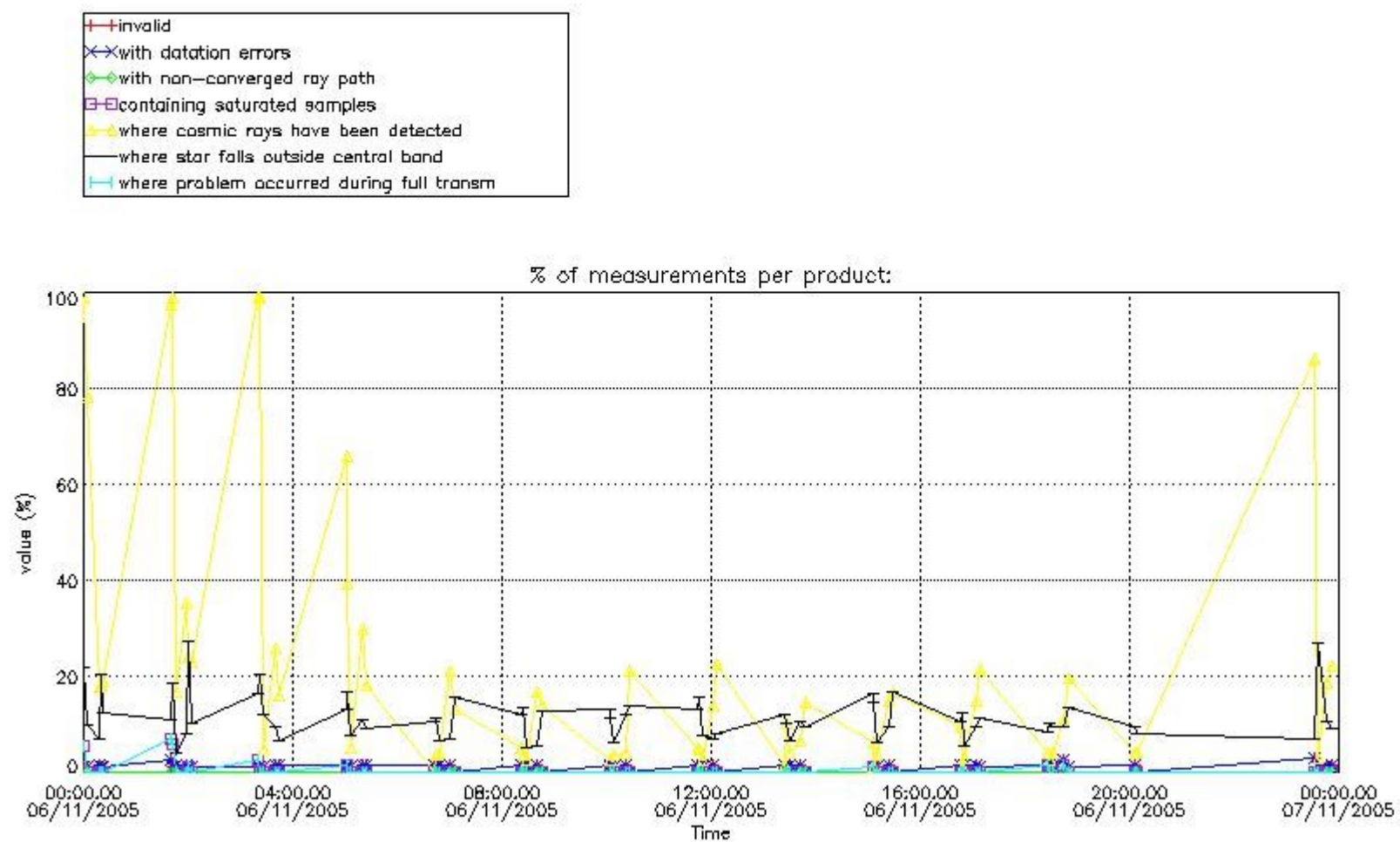


4. Level 1 quality information per product

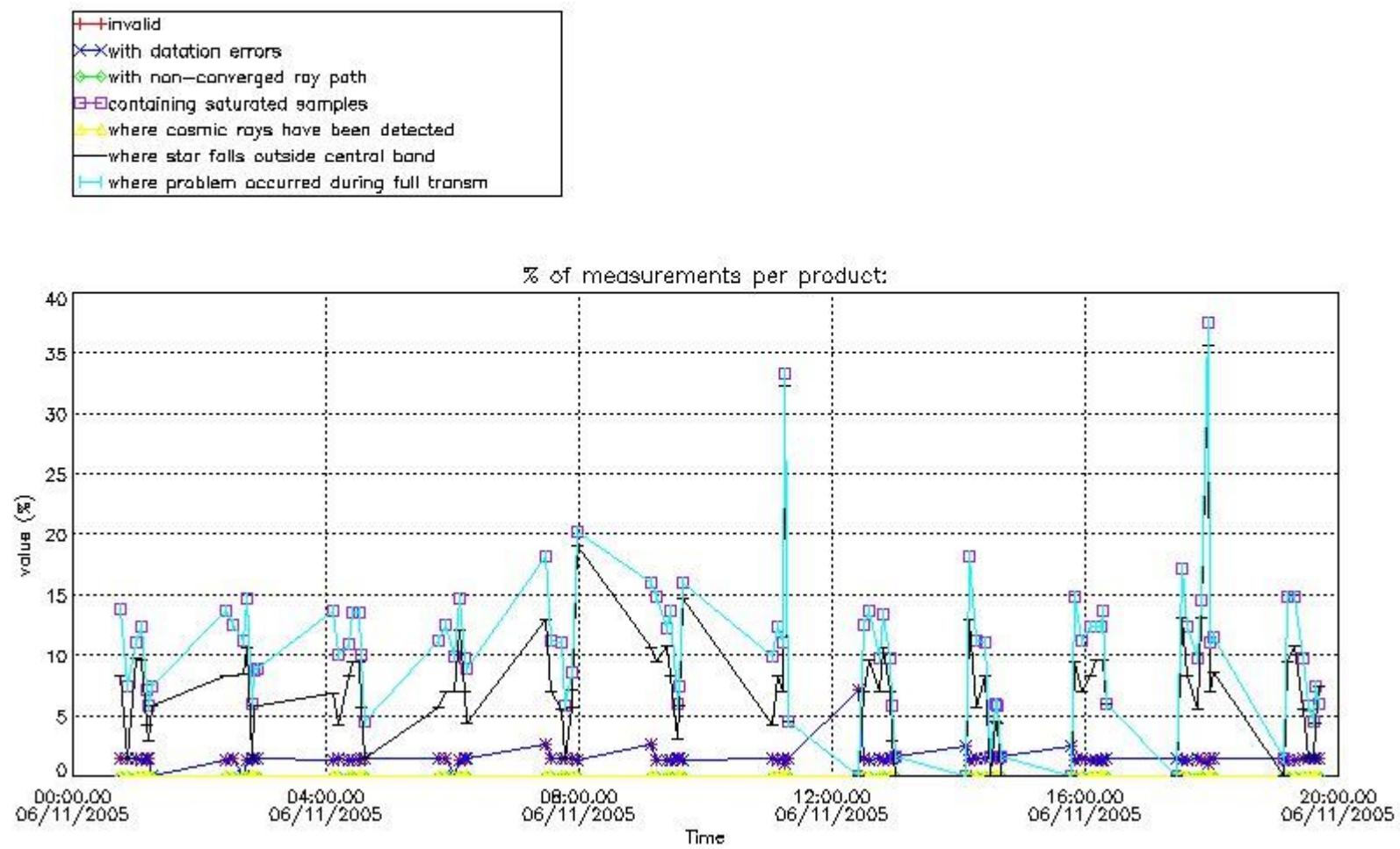
In this section it is plotted some information contained in the Quality Summary data set of the level 2 products that comes from the level 1b processing. Products without errors (error flag in the MPH set to "0") are used.

4.1 Plot quality information per product (time dependant) coming from level 1b processing

4.1.1 Plot level 1 quality information per product (time dependant): ENVISAT ASCENDING passes



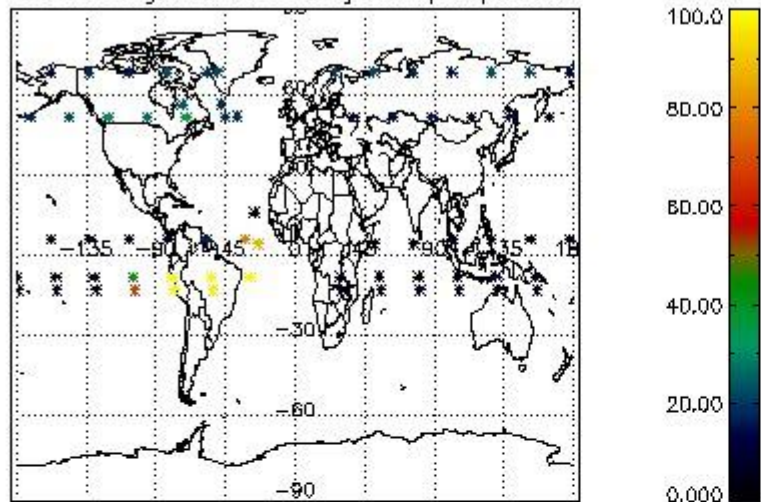
4.1.2 Plot level 1 quality information per product (time dependant): ENVI SAT DESCENDING passes



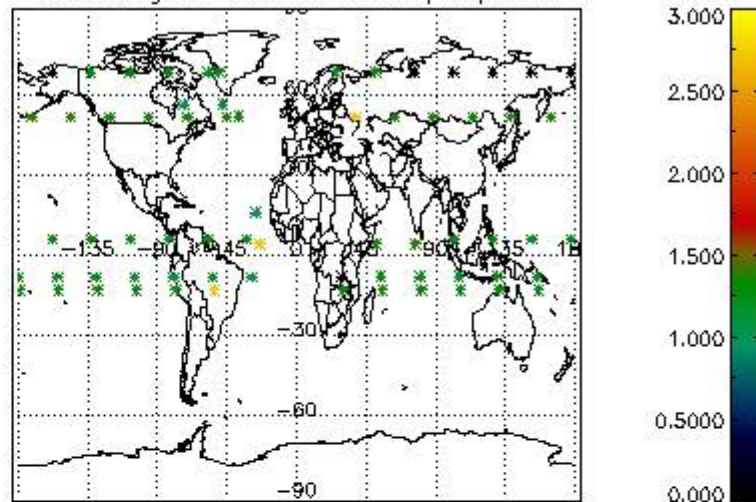
4.2 Plot quality information per product coming from level 1b processing (world map)

4.2.1 Plot level 1 quality information per product (world map): ENVISAT ASCENDING passes

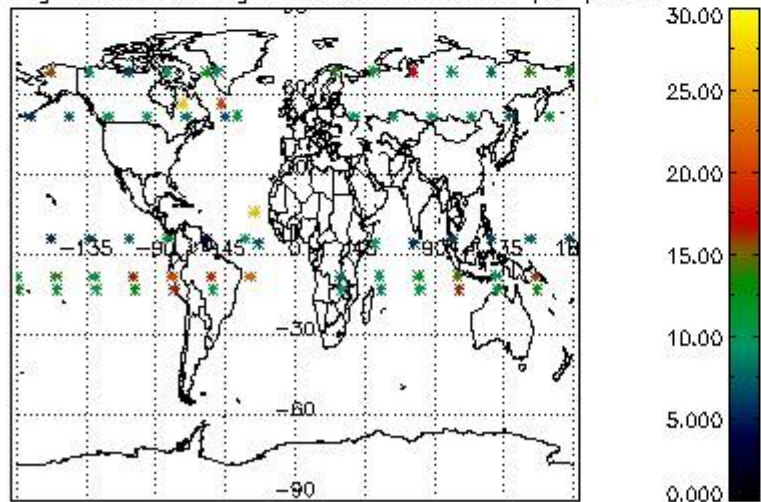
Percentage of cosmic ray hits per profile



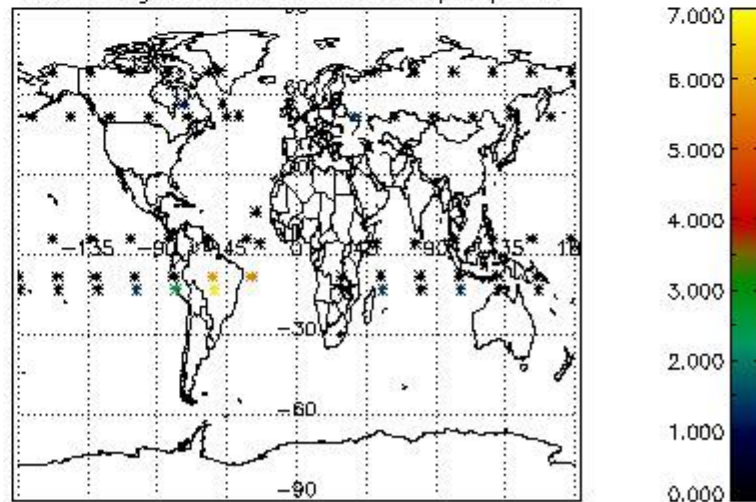
Percentage of datation errors per profile



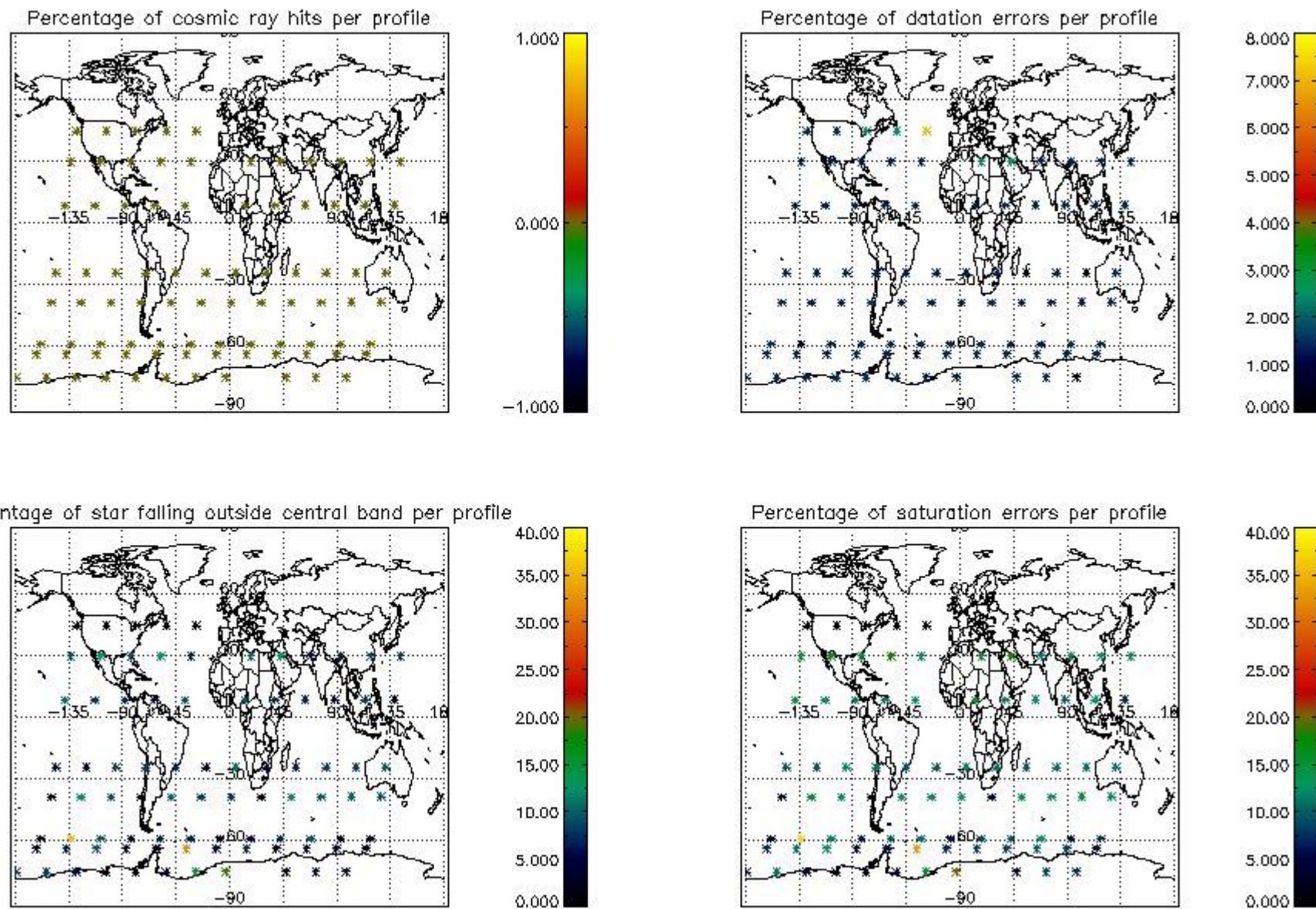
Percentage of star falling outside central band per profile



Percentage of saturation errors per profile



4.2.2 Plot level 1 quality information per product (world map): ENVISAT DESCENDING passes



5. Trace gas profiles

5.1 Ozone statistics based on quality of products

The final quality of the products can be "measured" using the STD (Standard Deviation) attached to every point profile. This information is written to the parameter GOM_NL__2P/NL_LOCAL_SPECIES_DENSITY/o3_std of the level 2 products. The table below shows the statistics for given STD ranges.

The statistics are given with respect to the overall valid production:

- Products without fatal errors: GOM_NL__2P/MPH/PRODUCT_ERR=0
- Valid point profile: GOM_NL__2P/NL_LOCAL_SPECIES_DENSITY/pcd(0)=0

The 'Criteria' is applied to valid points of dark limb products:

- Products in dark limb illumination condition: GOM_NL__2P/NL_SUMMARY_QUALITY/obs_ill_cond=0
- Products without fatal errors: GOM_NL__2P/MPH/PRODUCT_ERR=0
- Valid point profile: GOM_NL__2P/NL_LOCAL_SPECIES_DENSITY/pcd(0)=0

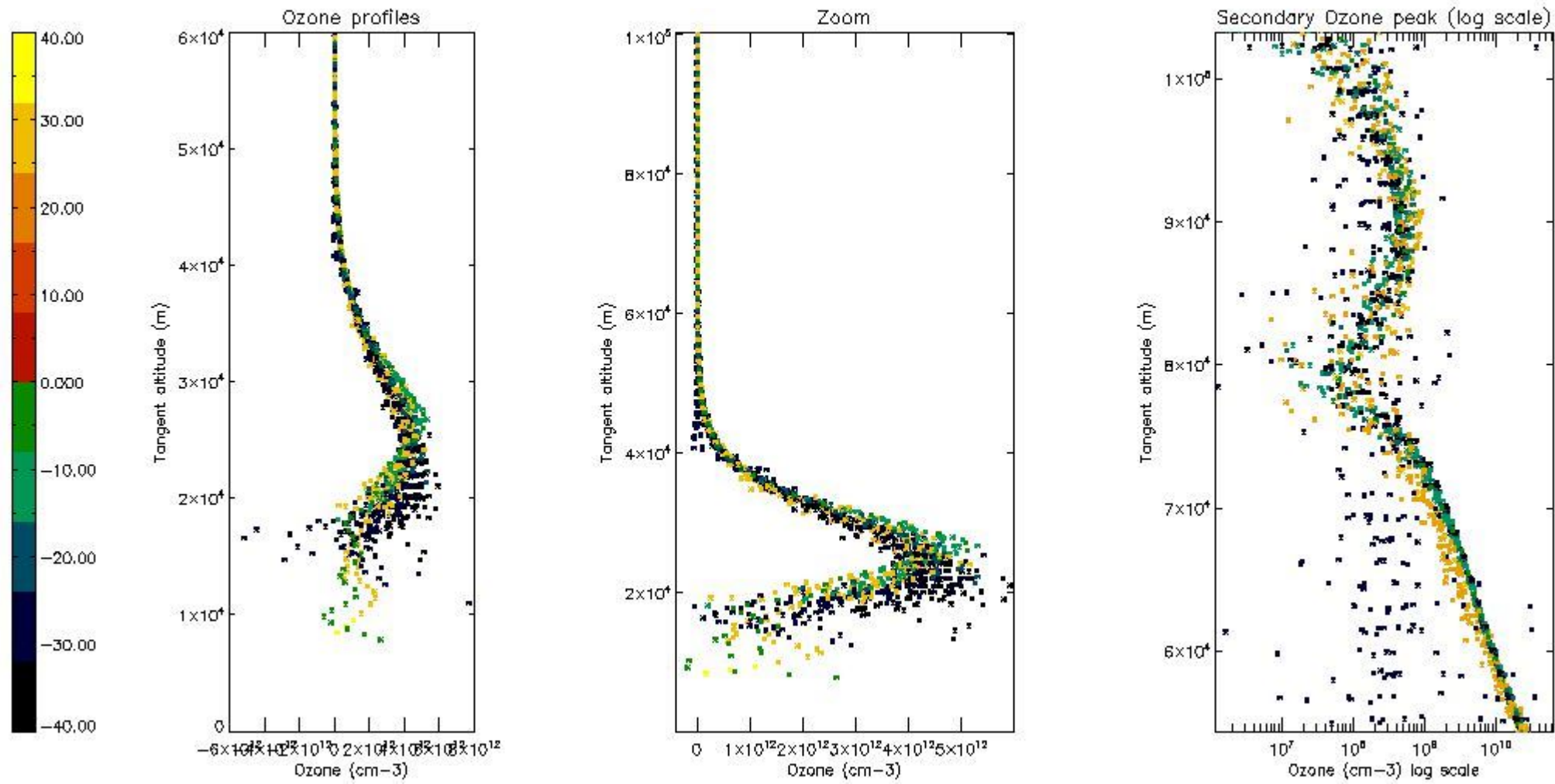
So, the table below shows the percentage of dark limb and valid observations for each criteria with respect to the overall valid daily observations.

Criteria	% of total production
All STD	38
STD < 20	21

STD < 10	16
STD < 5	9

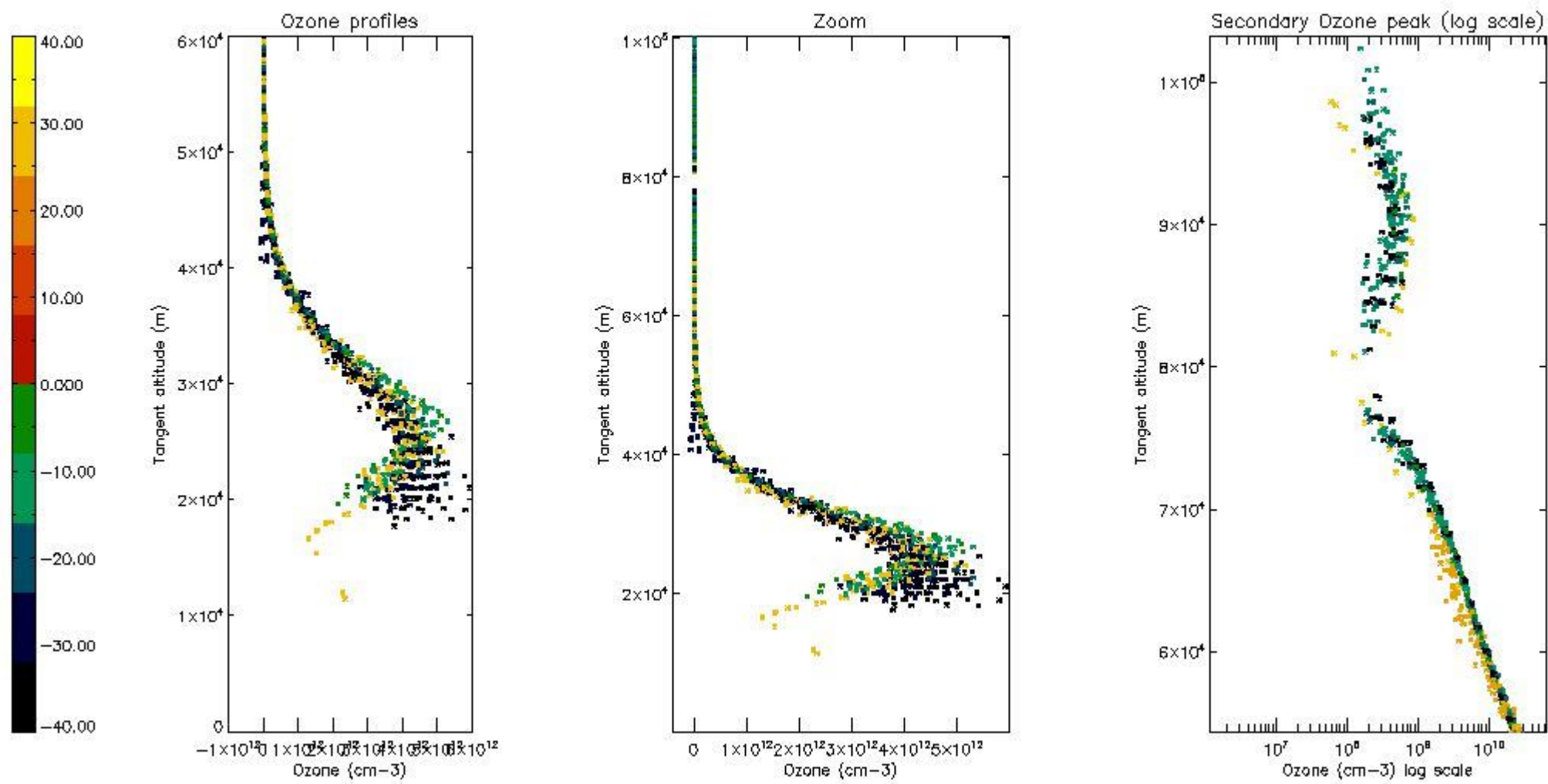
5.2 Plot ozone profiles for all STD (dark without errors)

The colorbar represents the latitude.



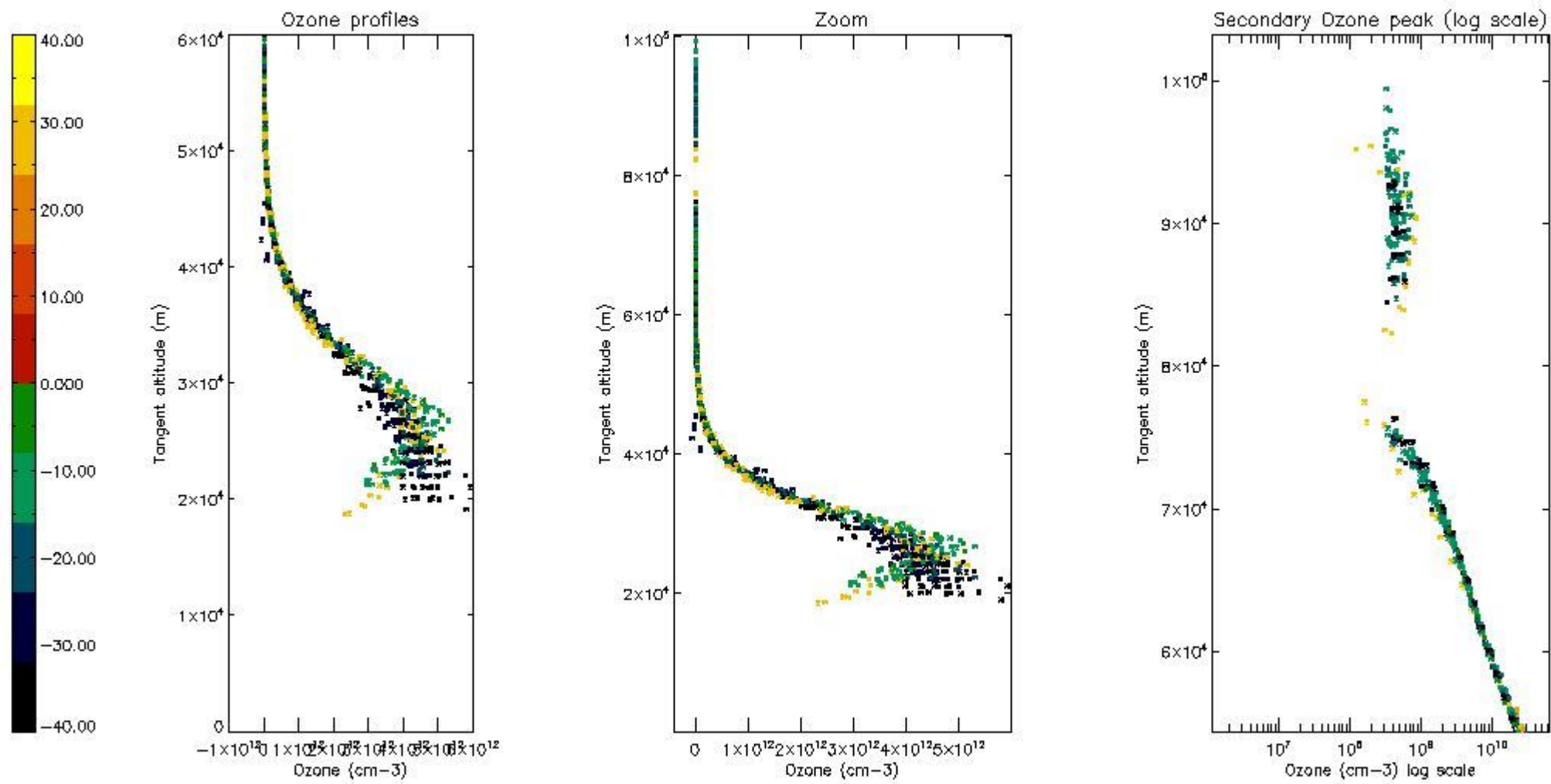
5.3 Plot ozone profiles where STD < 20% (dark without errors)

The colorbar represents the latitude.



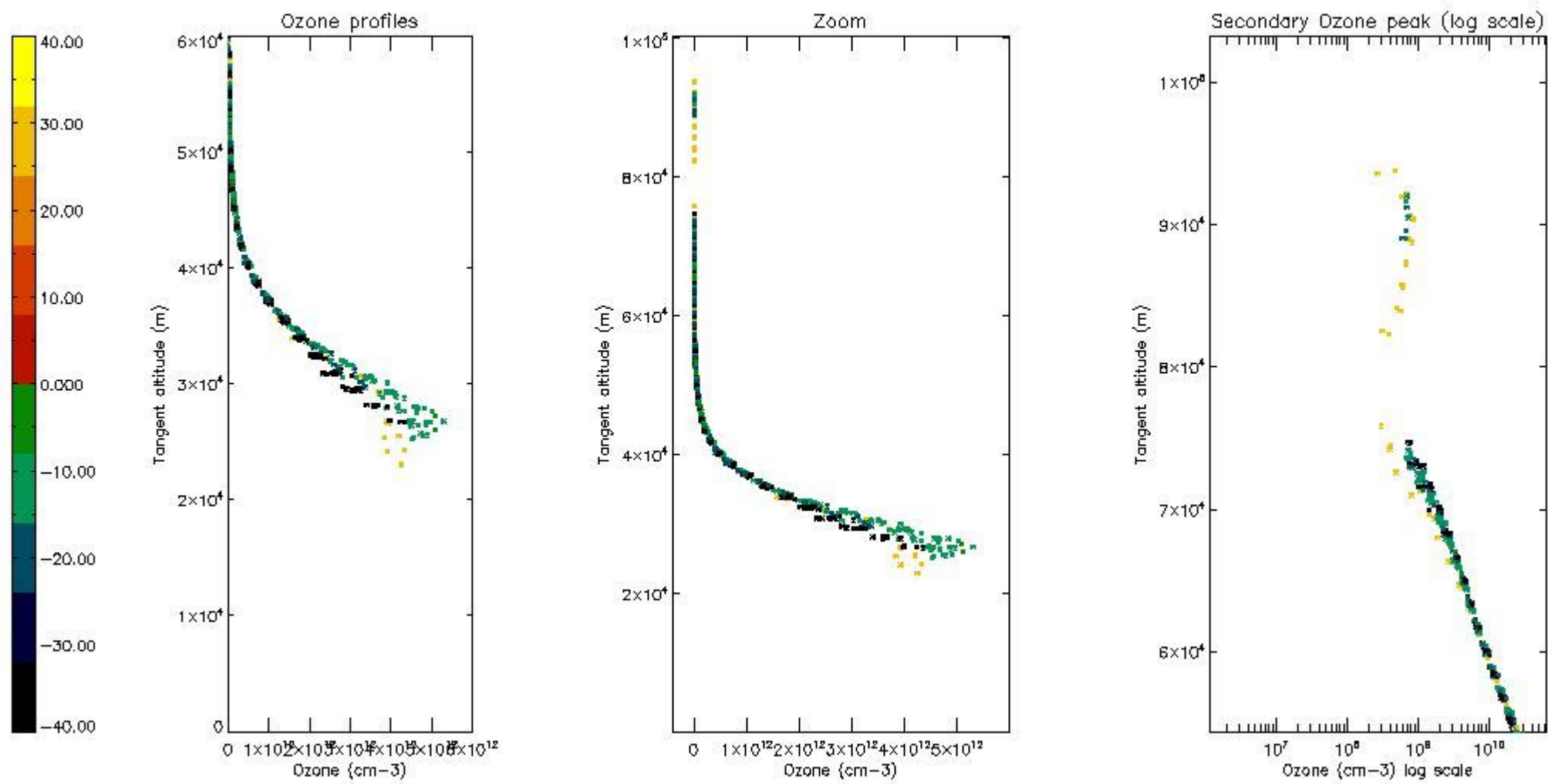
5.4 Plot ozone profiles where STD < 10% (dark without errors)

The colorbar represents the latitude.



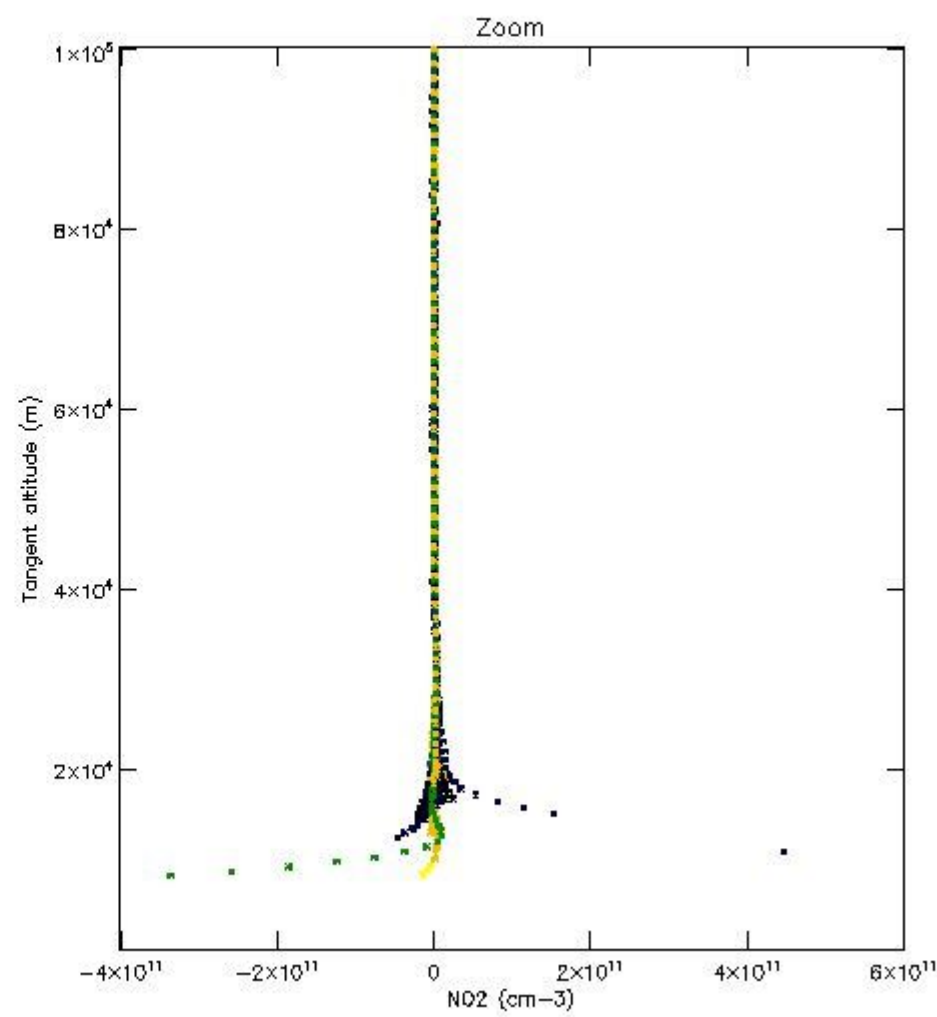
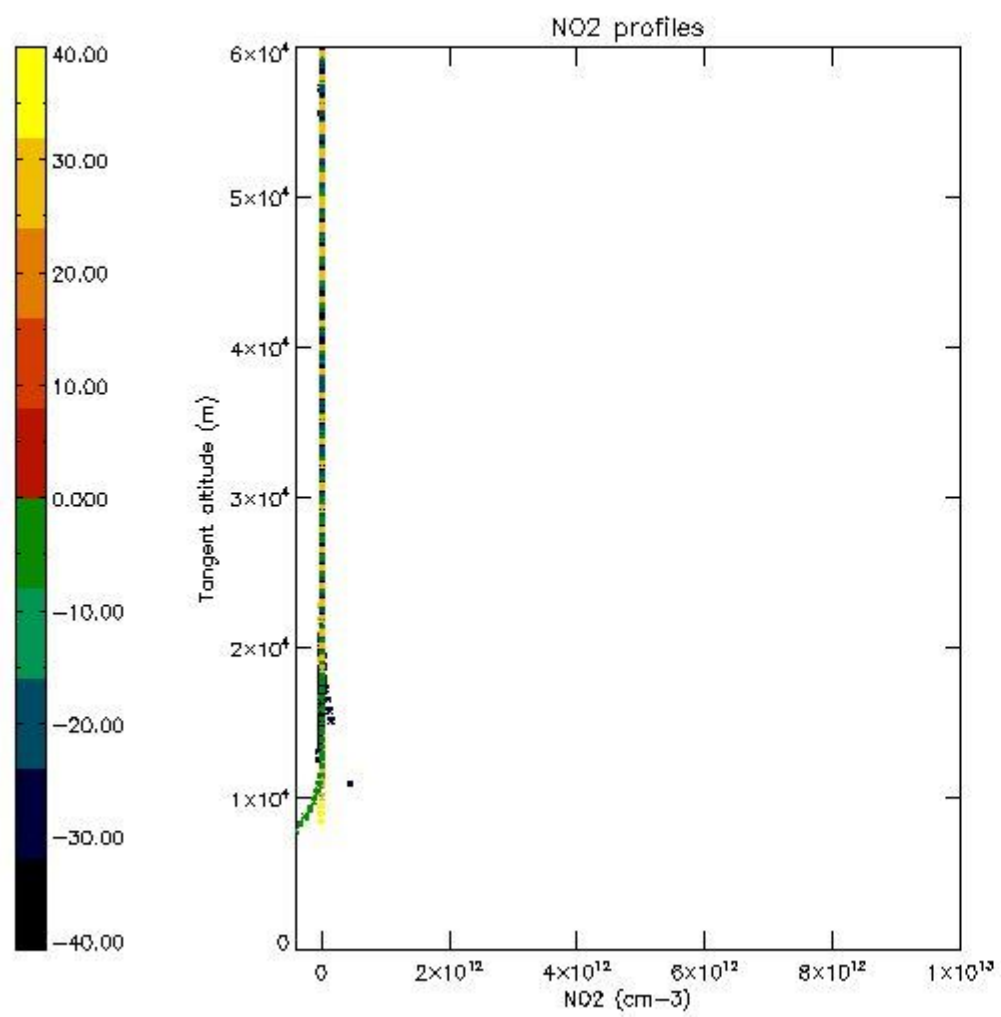
5.5 Plot ozone profiles where STD < 5% (dark without errors)

The colorbar represents the latitude.



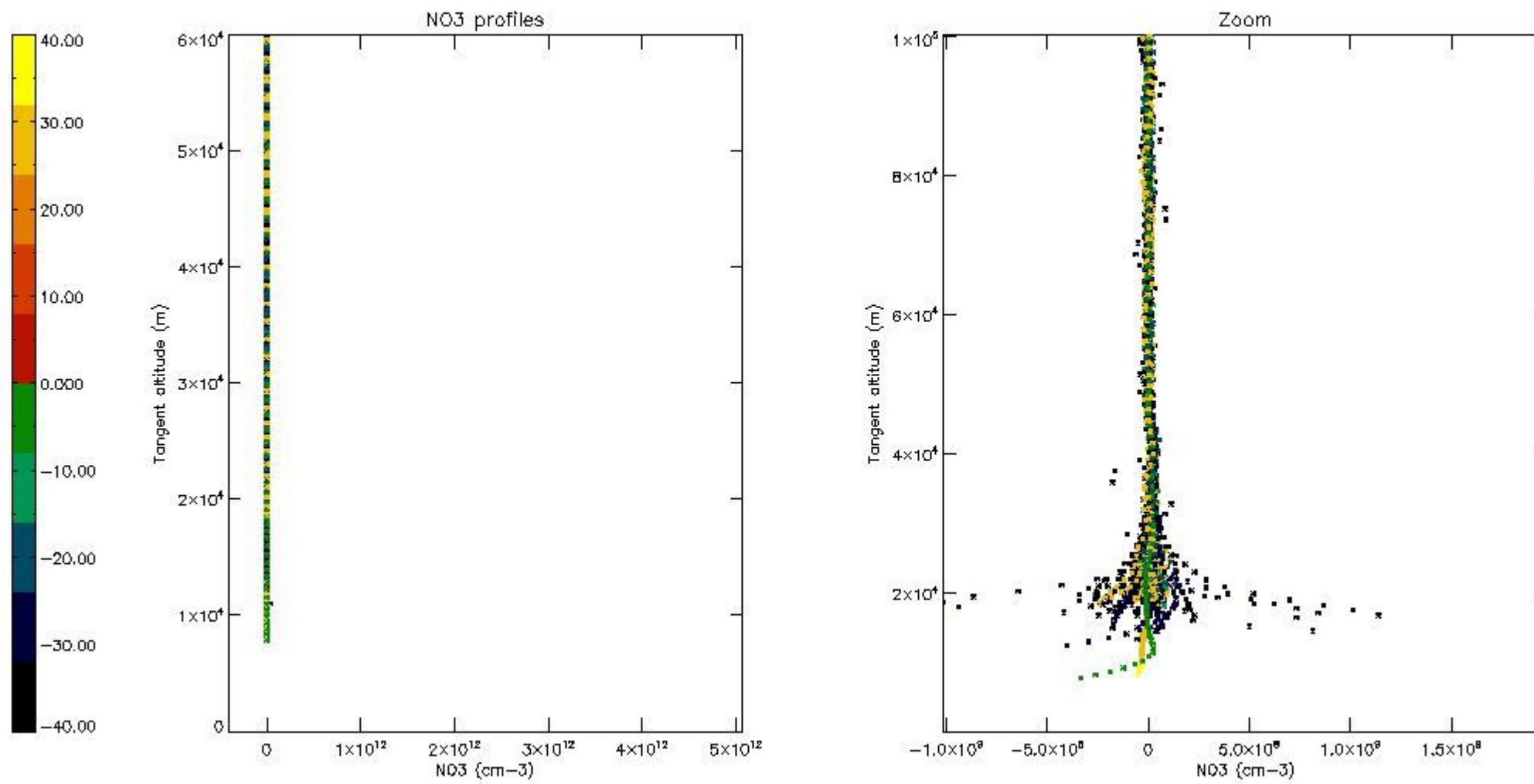
5.6 Plot NO₂ profiles for all STD (dark without errors)

The colorbar represents the latitude.



5.7 Plot NO3 profiles for all STD (dark without errors)

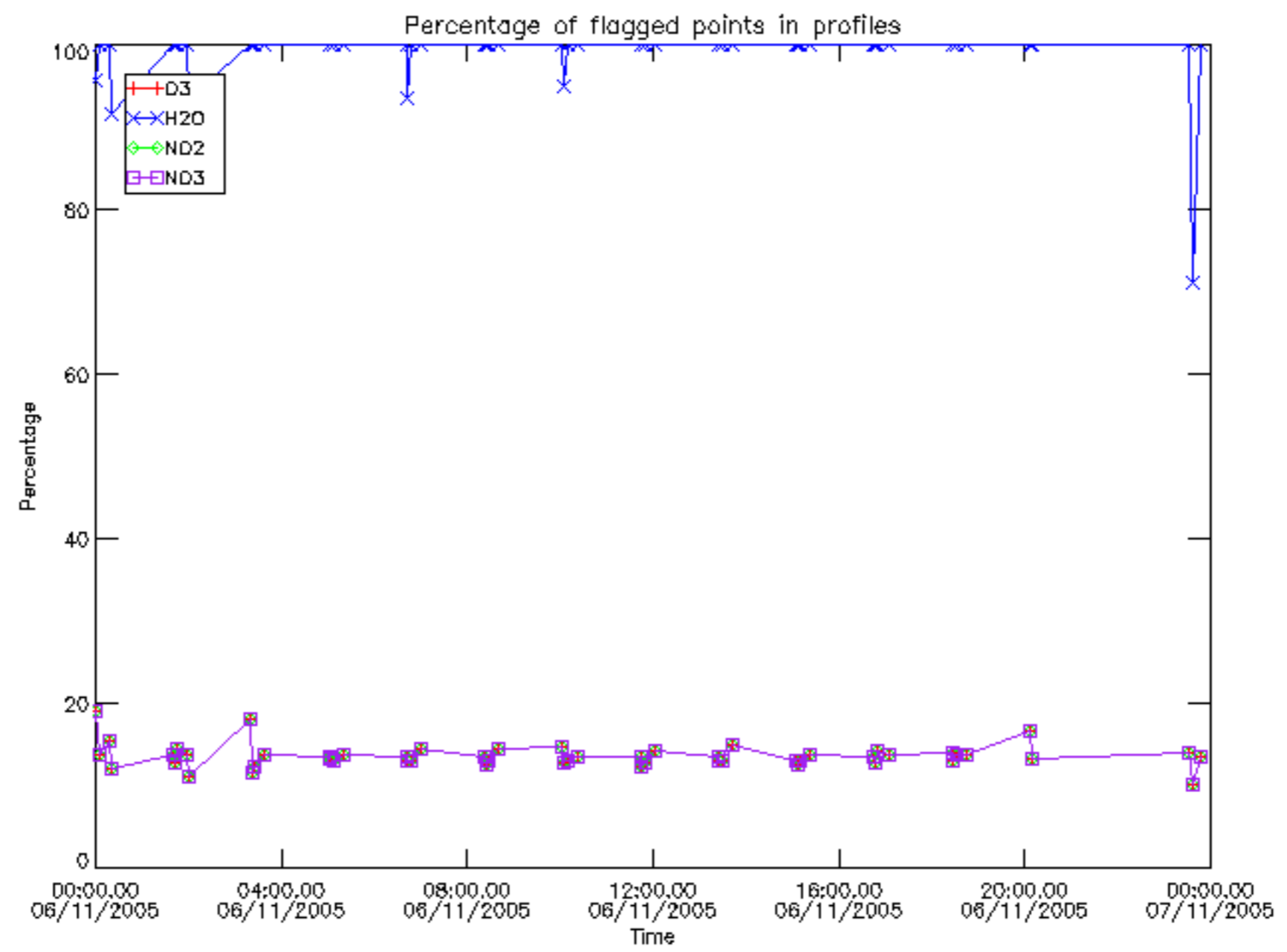
The colorbar represents the latitude.



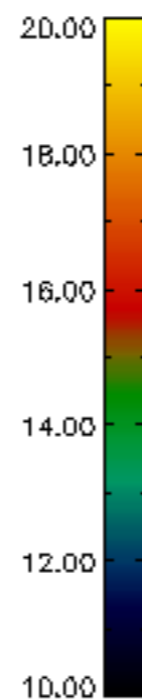
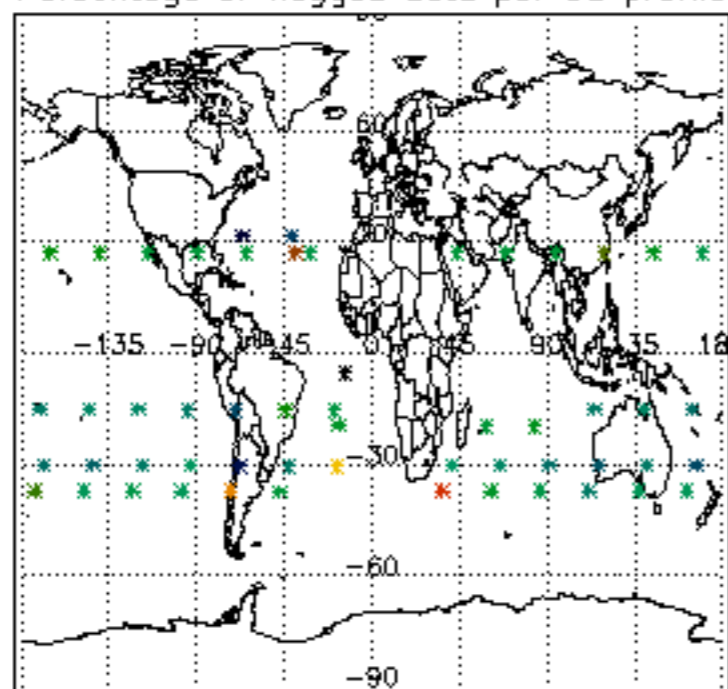
6. Auxiliary Data Files used for the production reported in section 2

The number reported in the third column indicates since which file (see list in section 2) the corresponding auxiliary file has been used. The fourth column is the date of those product files.

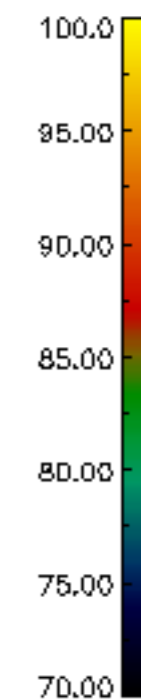
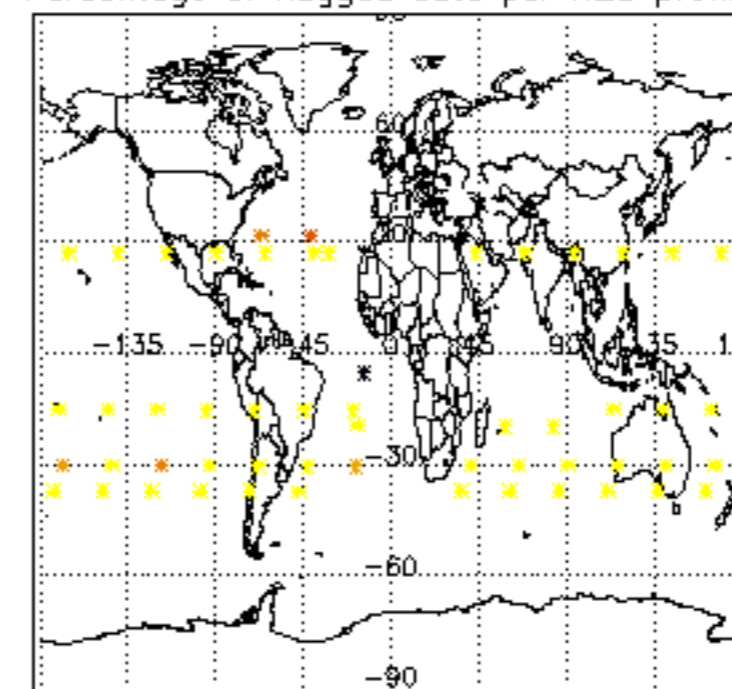
Type	Auxiliary Filename	Used since product	Used since product date
INST_PHYS_CHARACTERISTICS	GOM_INS_AXVIEC20091111_143220_20030716_120000_20500101_000000	1	06-NOV-2005 00:00:58
LEVEL-2_PROC_CONFIG	GOM_PR2_AXVIEC20091111_152718_20020301_000000_20500101_000000	1	06-NOV-2005 00:00:58
CROSS_SECTIONS_FILE	GOM_CRS_AXVIEC20091111_154832_20020301_000000_20500101_000000	1	06-NOV-2005 00:00:58



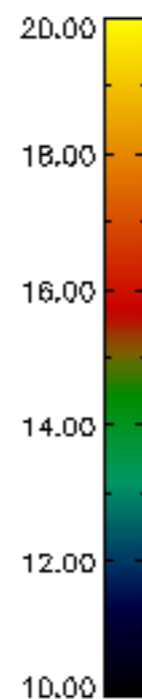
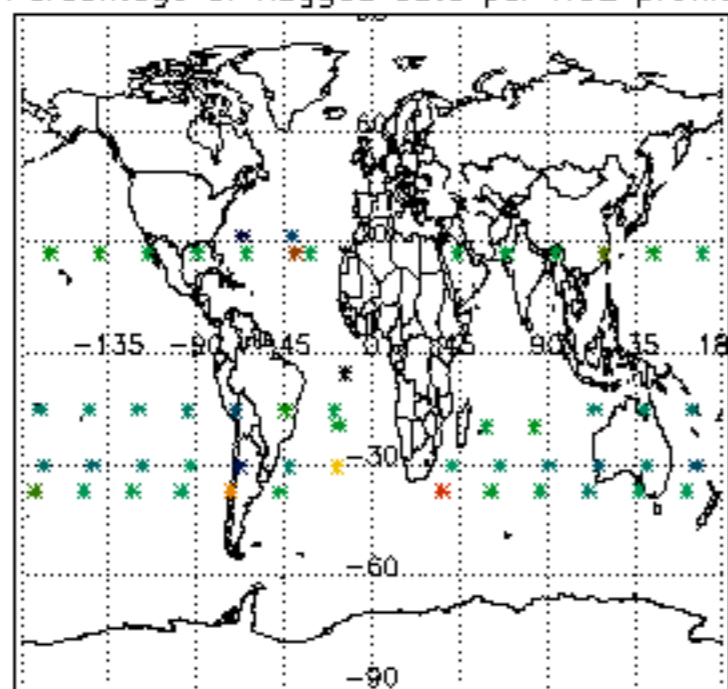
Percentage of flagged data per D3 profile



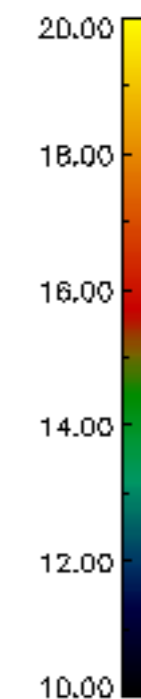
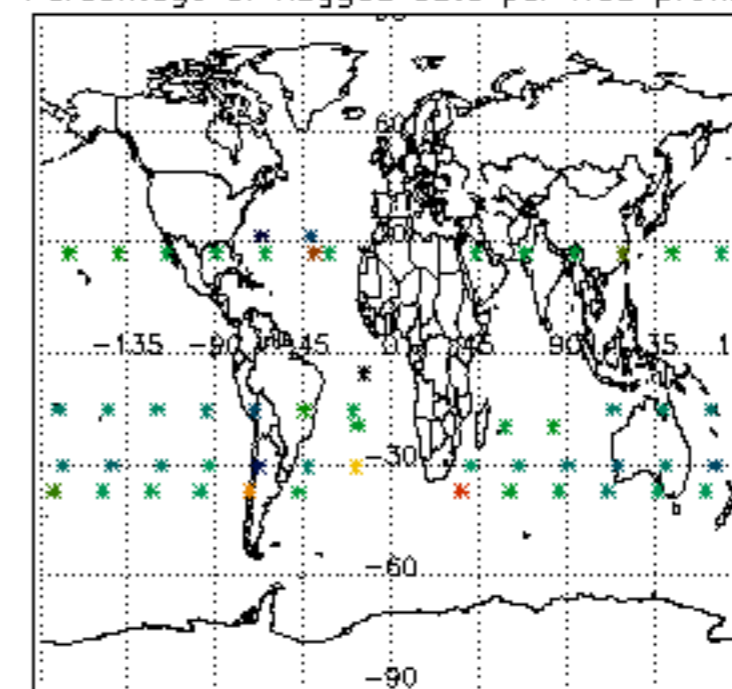
Percentage of flagged data per H2O profile

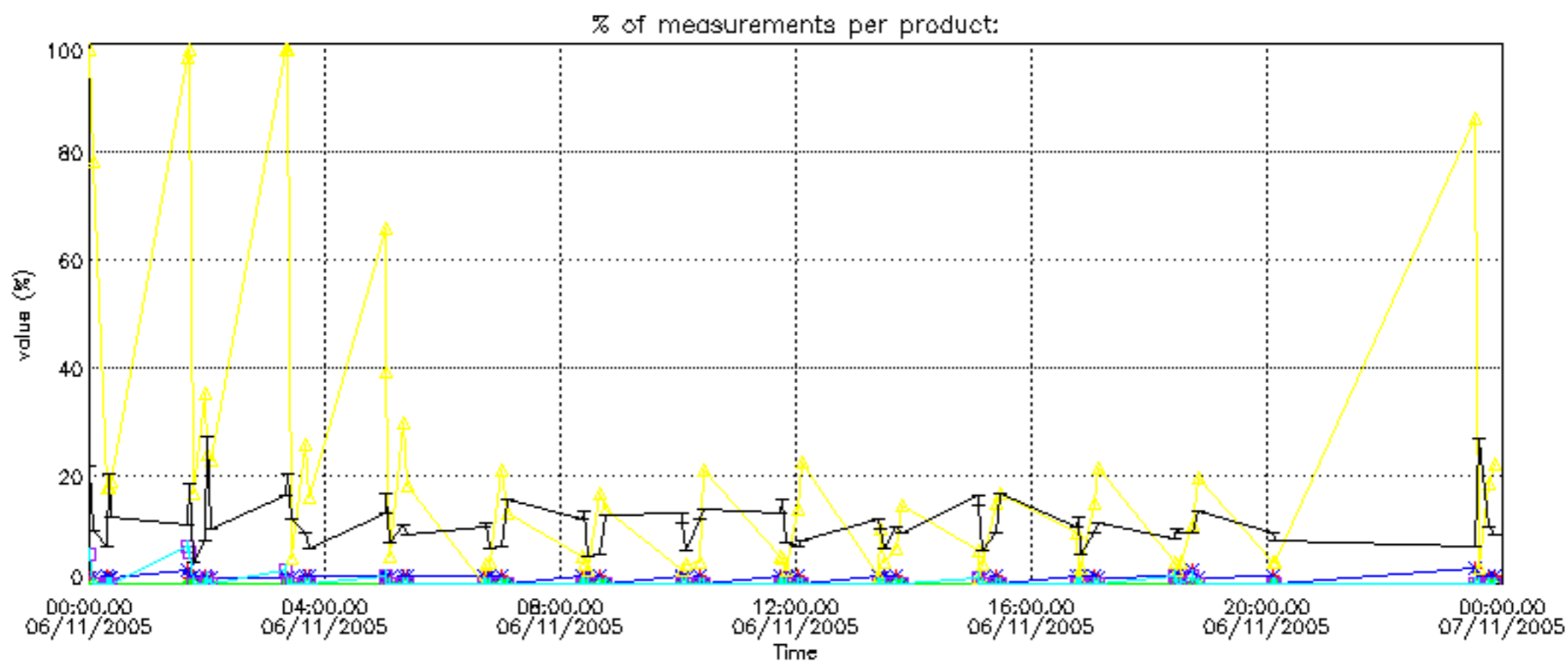


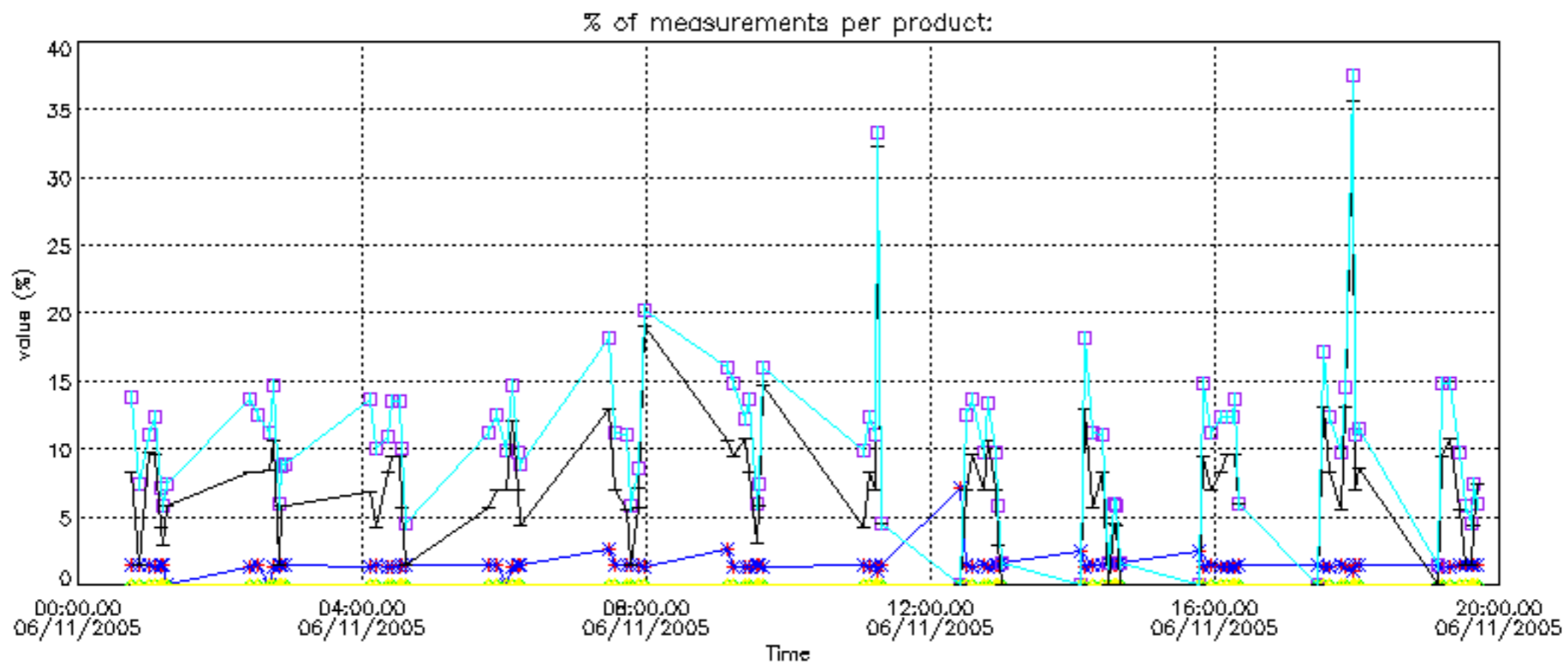
Percentage of flagged data per NO2 profile



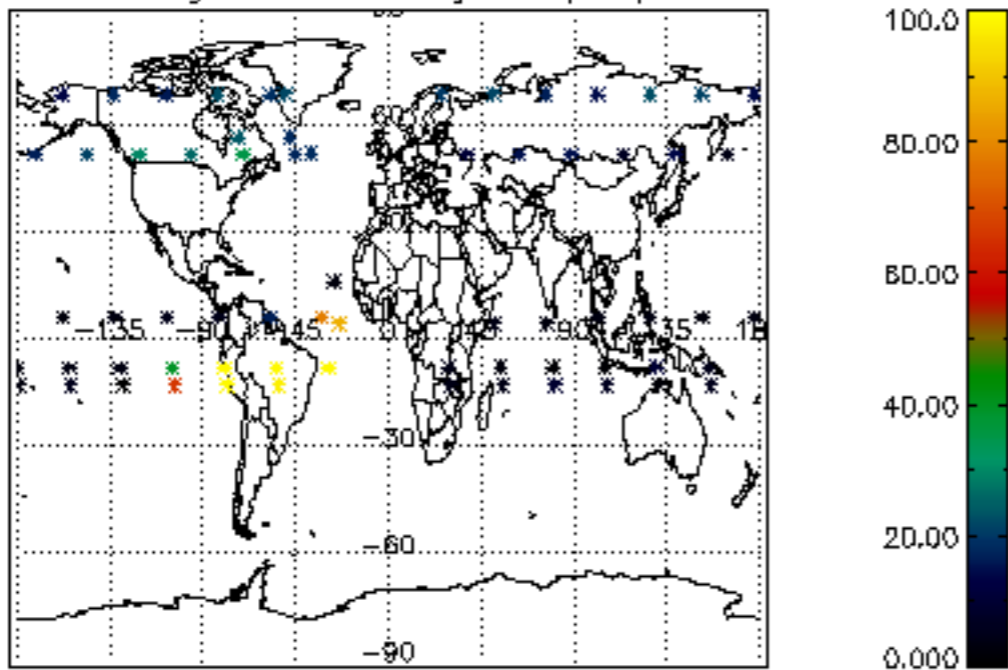
Percentage of flagged data per NO3 profile



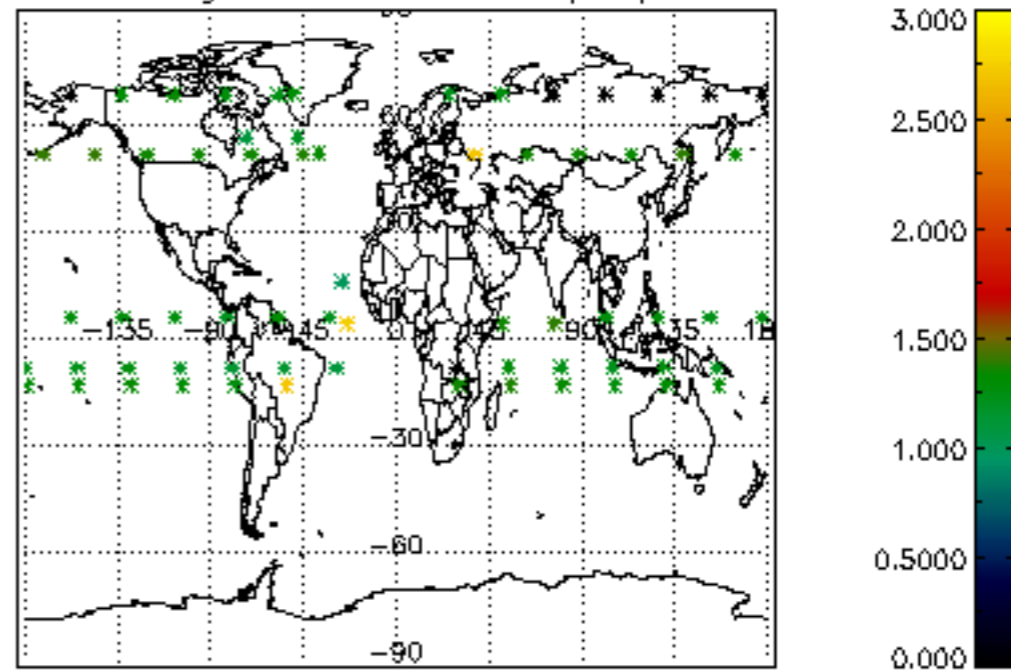




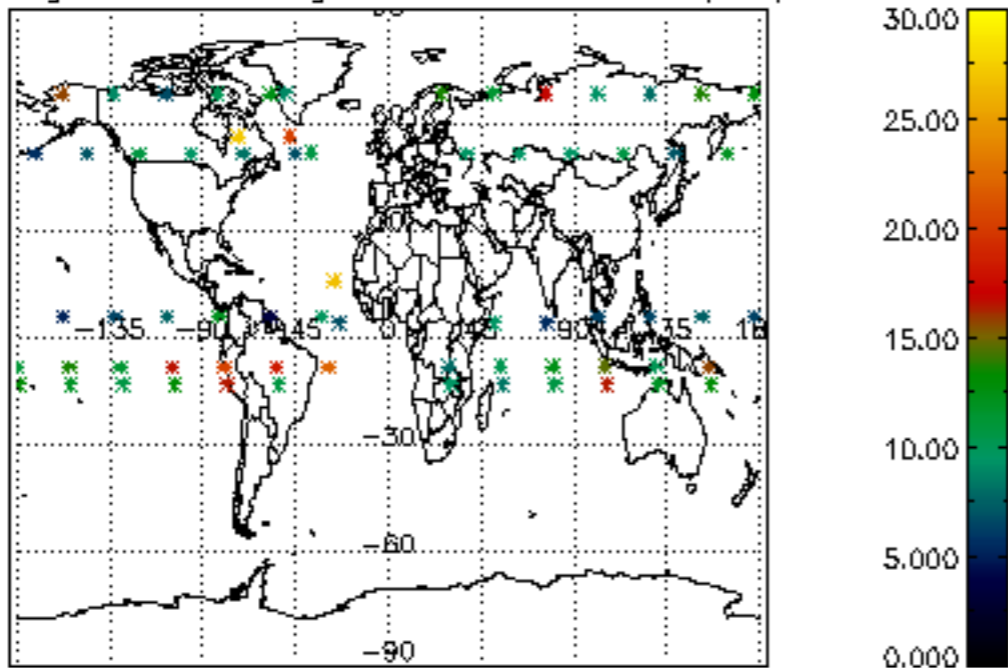
Percentage of cosmic ray hits per profile



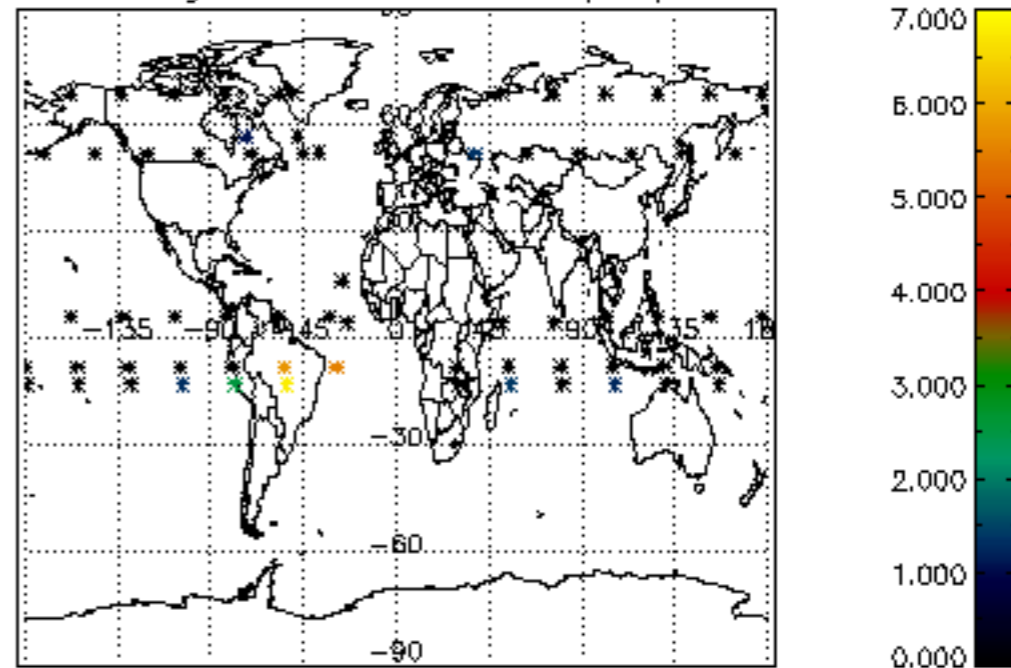
Percentage of datation errors per profile



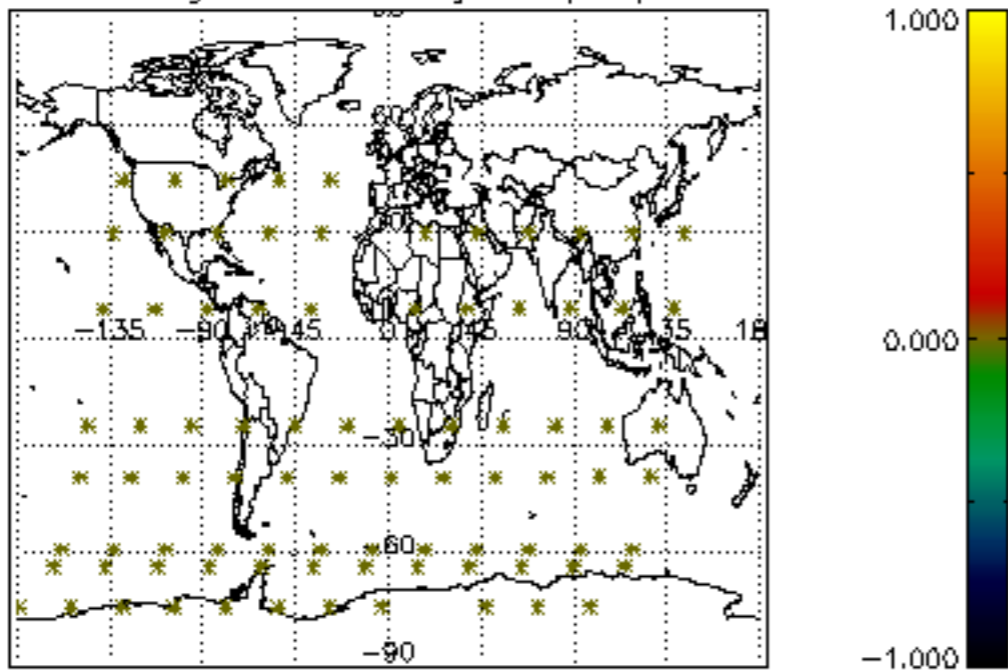
Percentage of star falling outside central band per profile



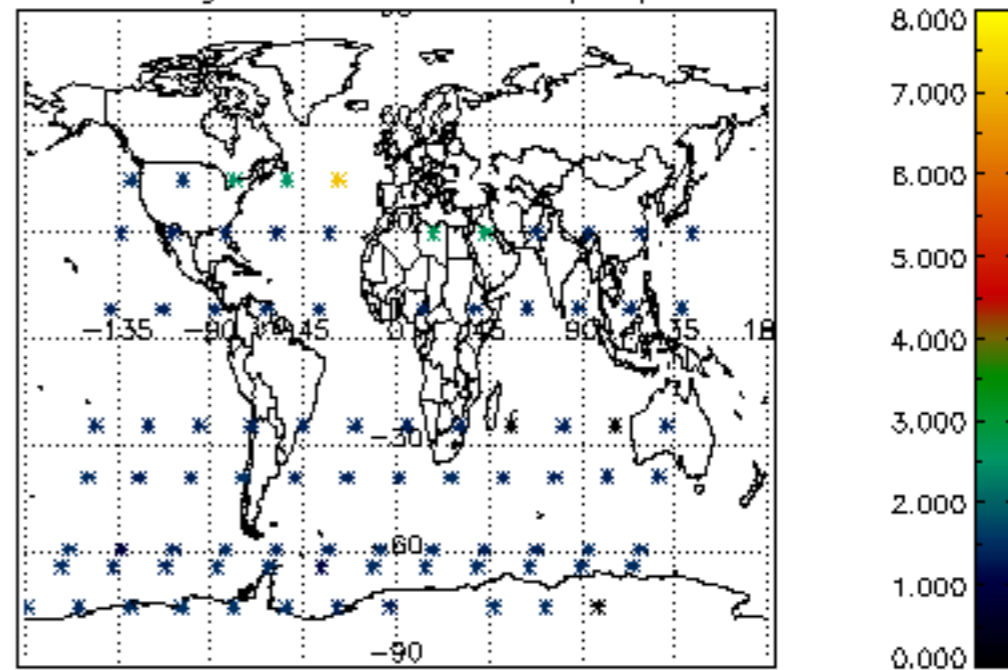
Percentage of saturation errors per profile



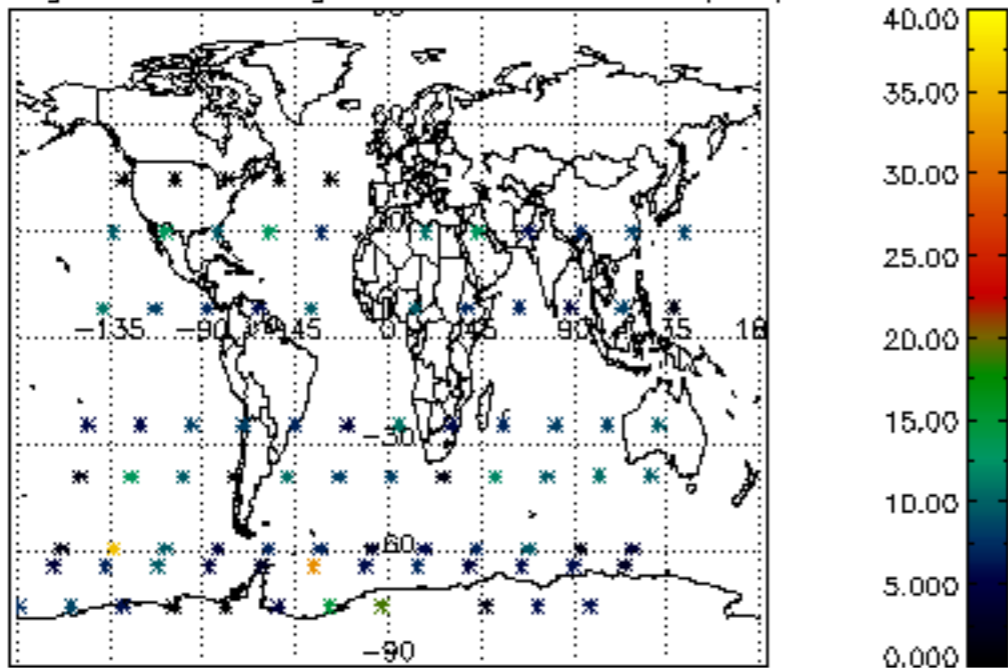
Percentage of cosmic ray hits per profile



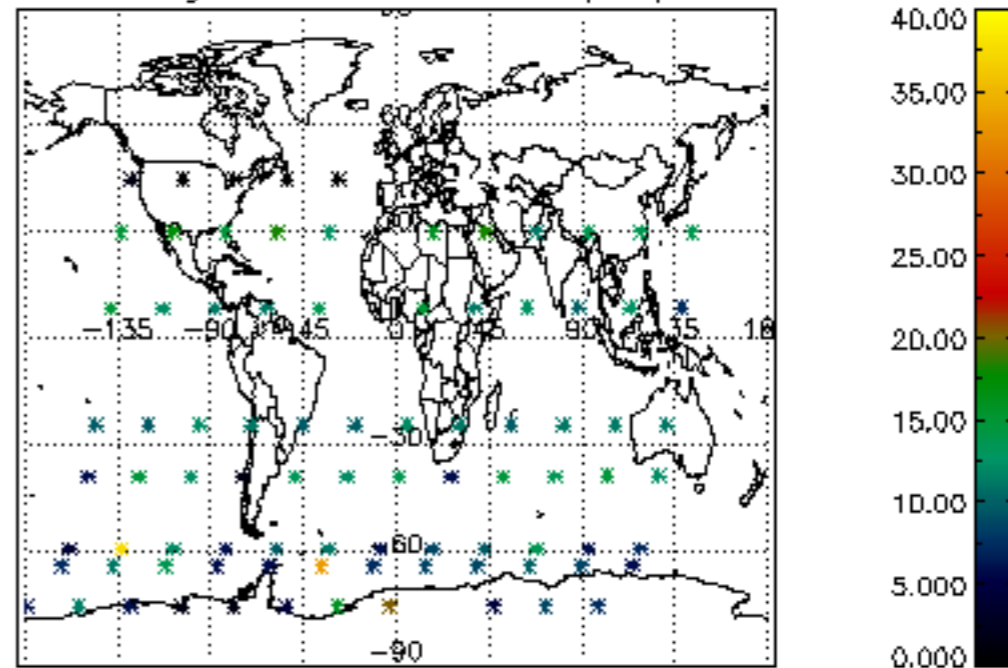
Percentage of datation errors per profile

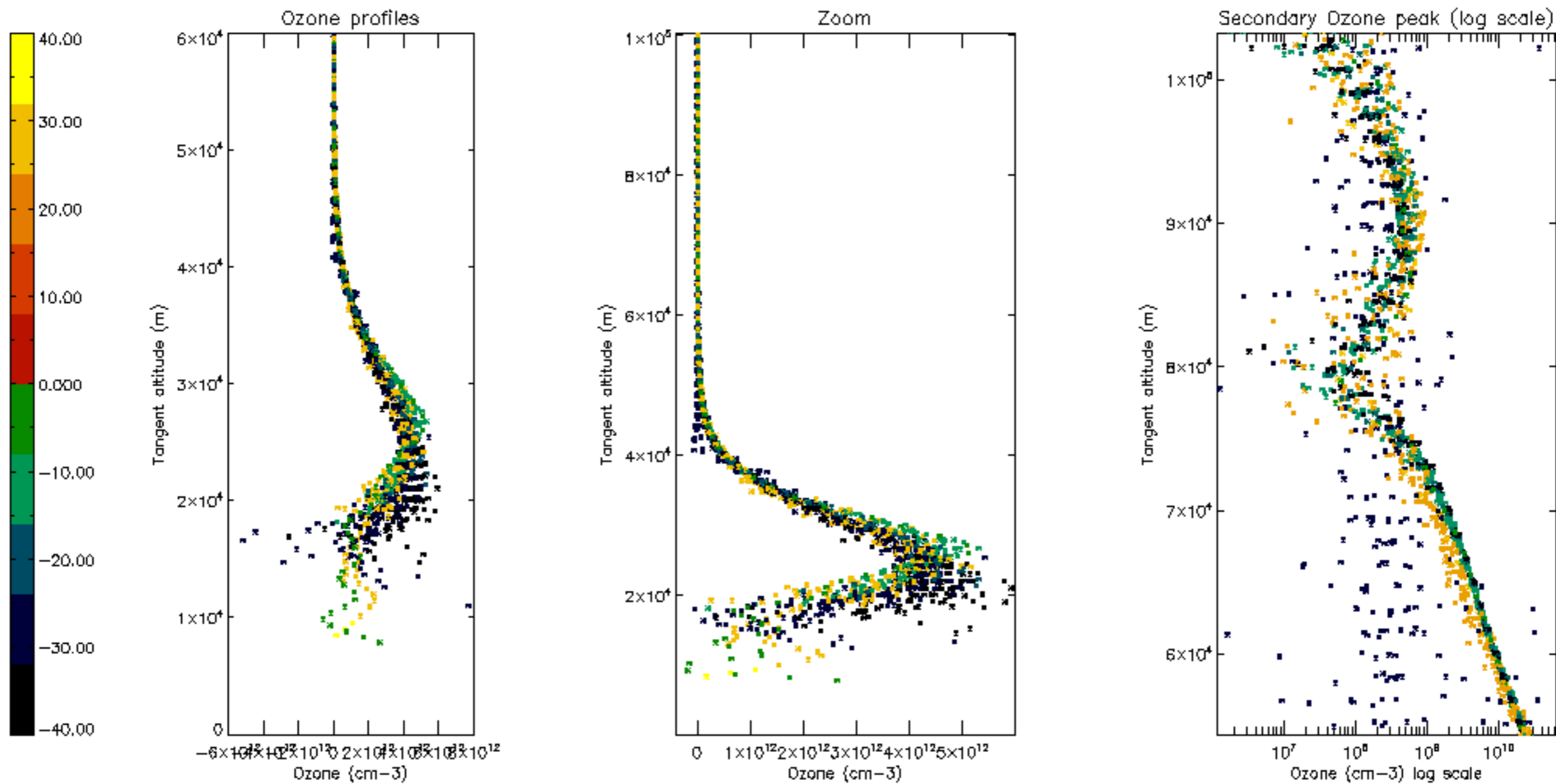


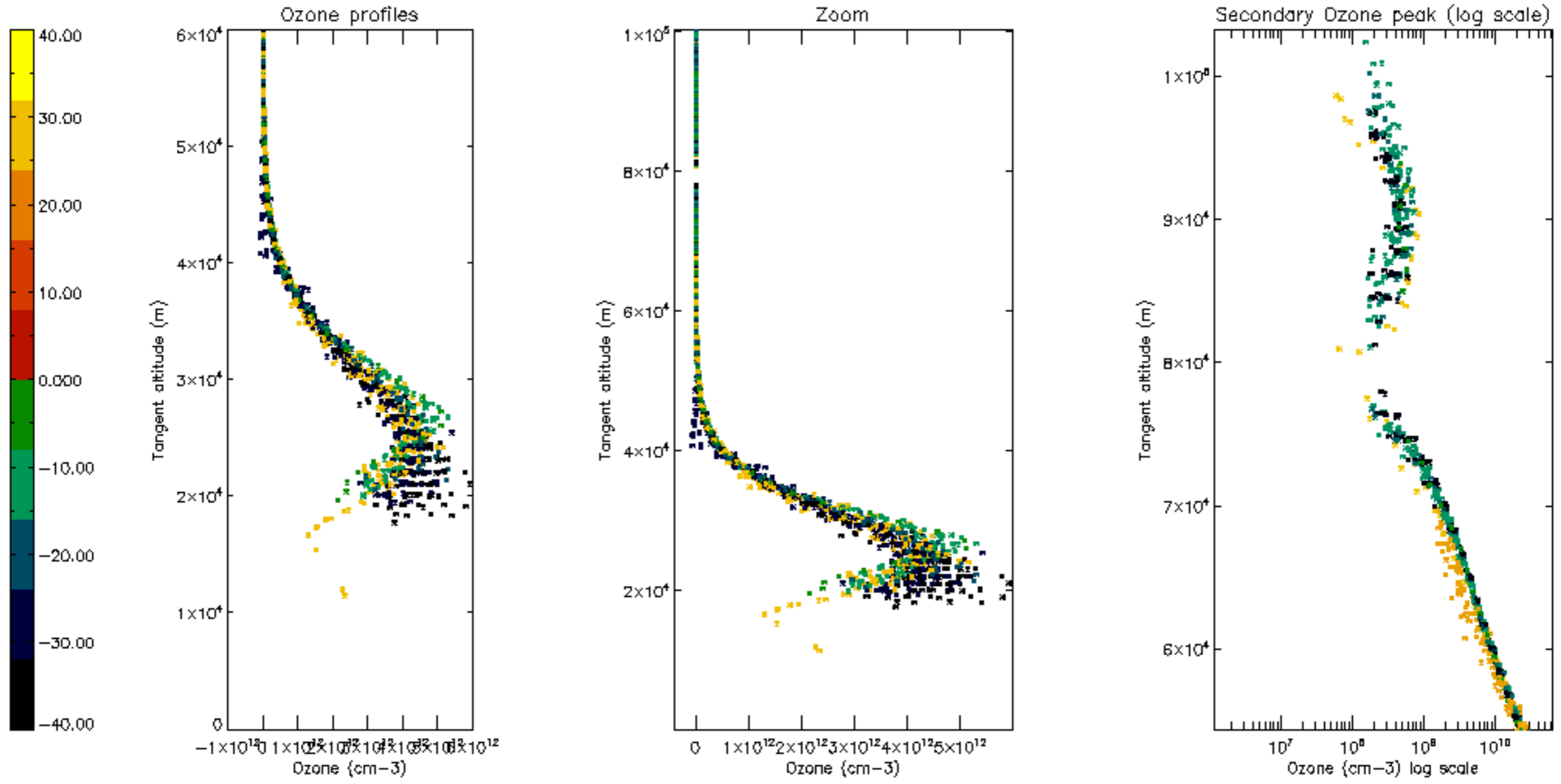
Percentage of star falling outside central band per profile

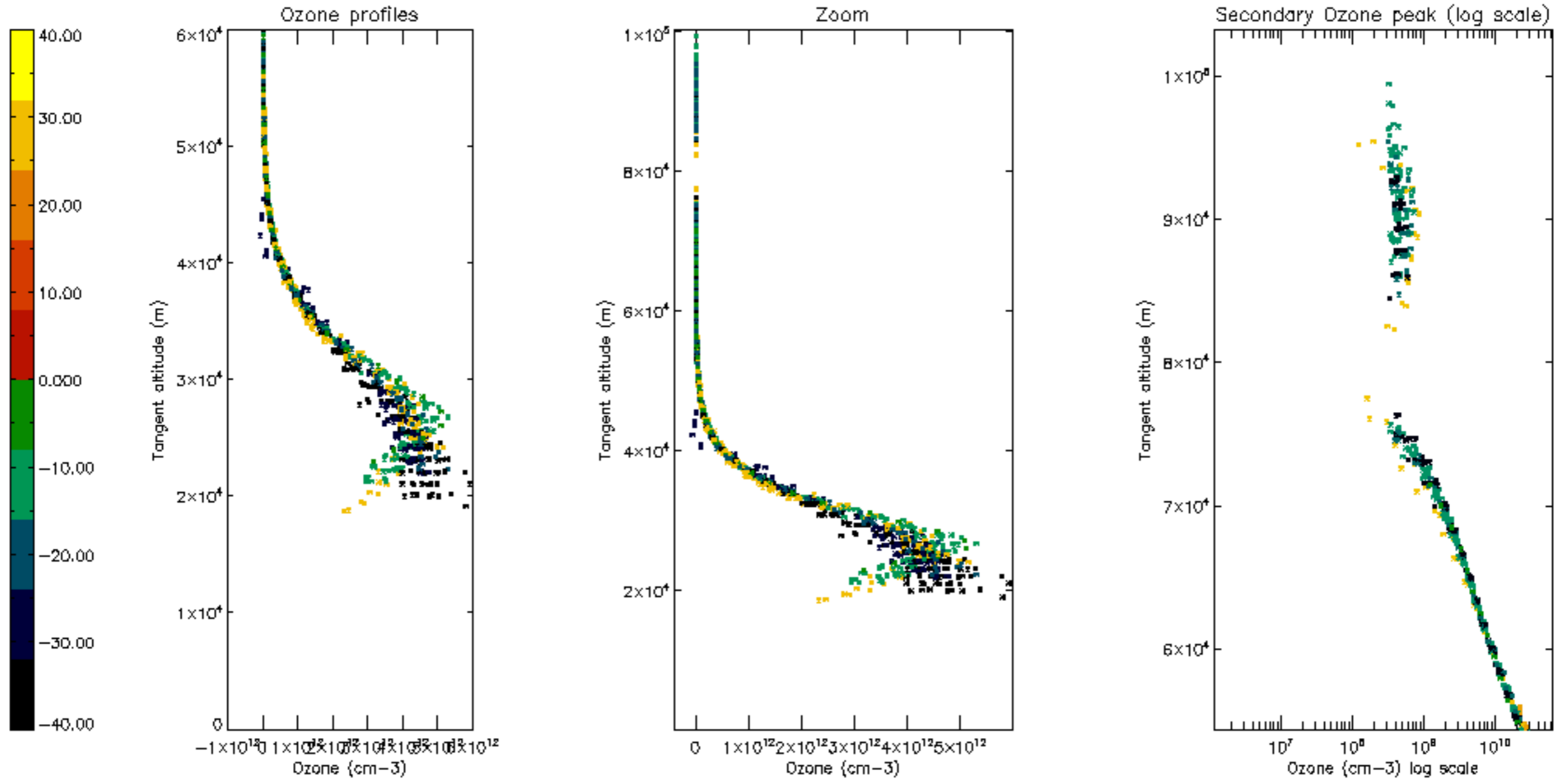


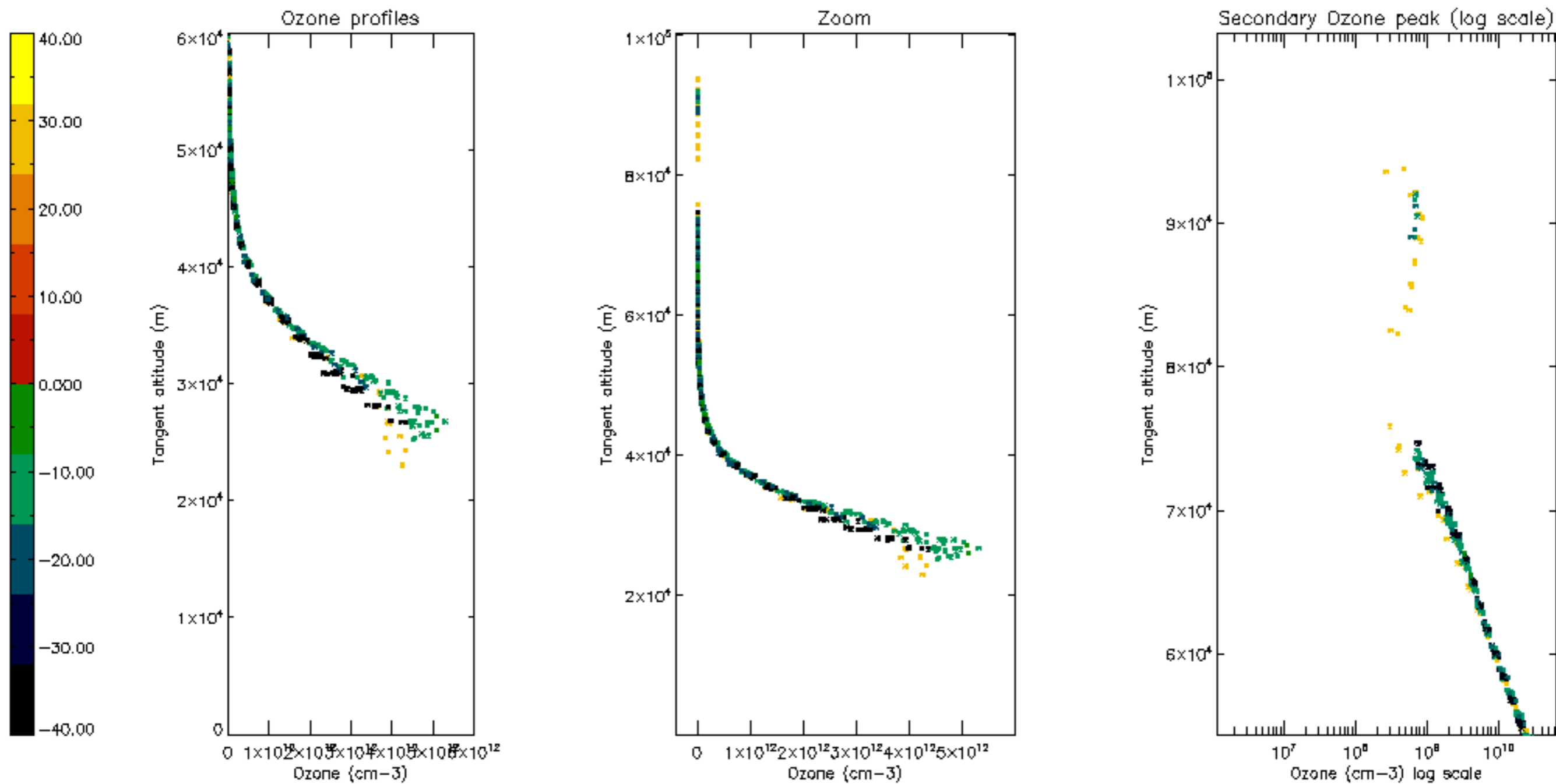
Percentage of saturation errors per profile

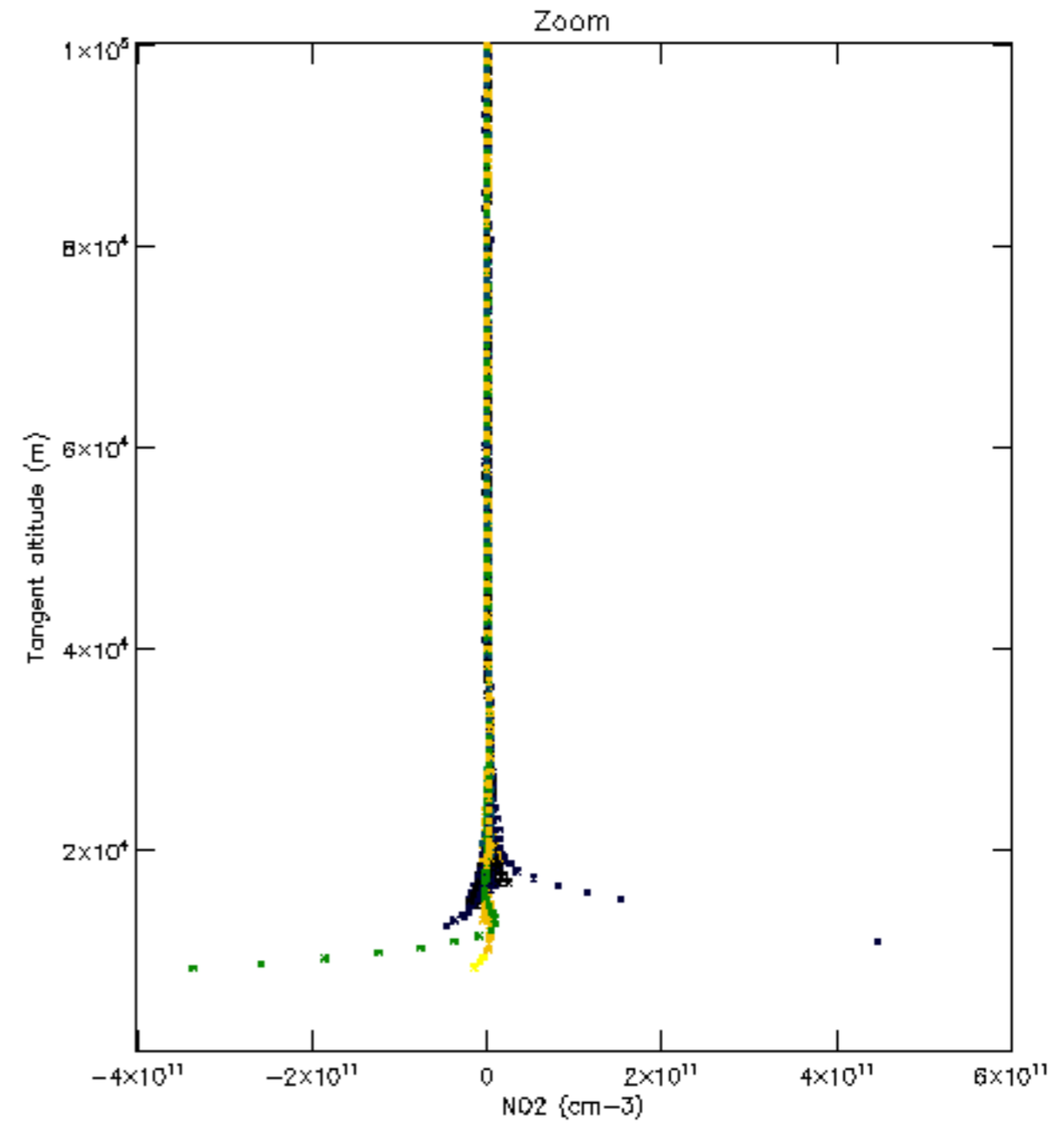
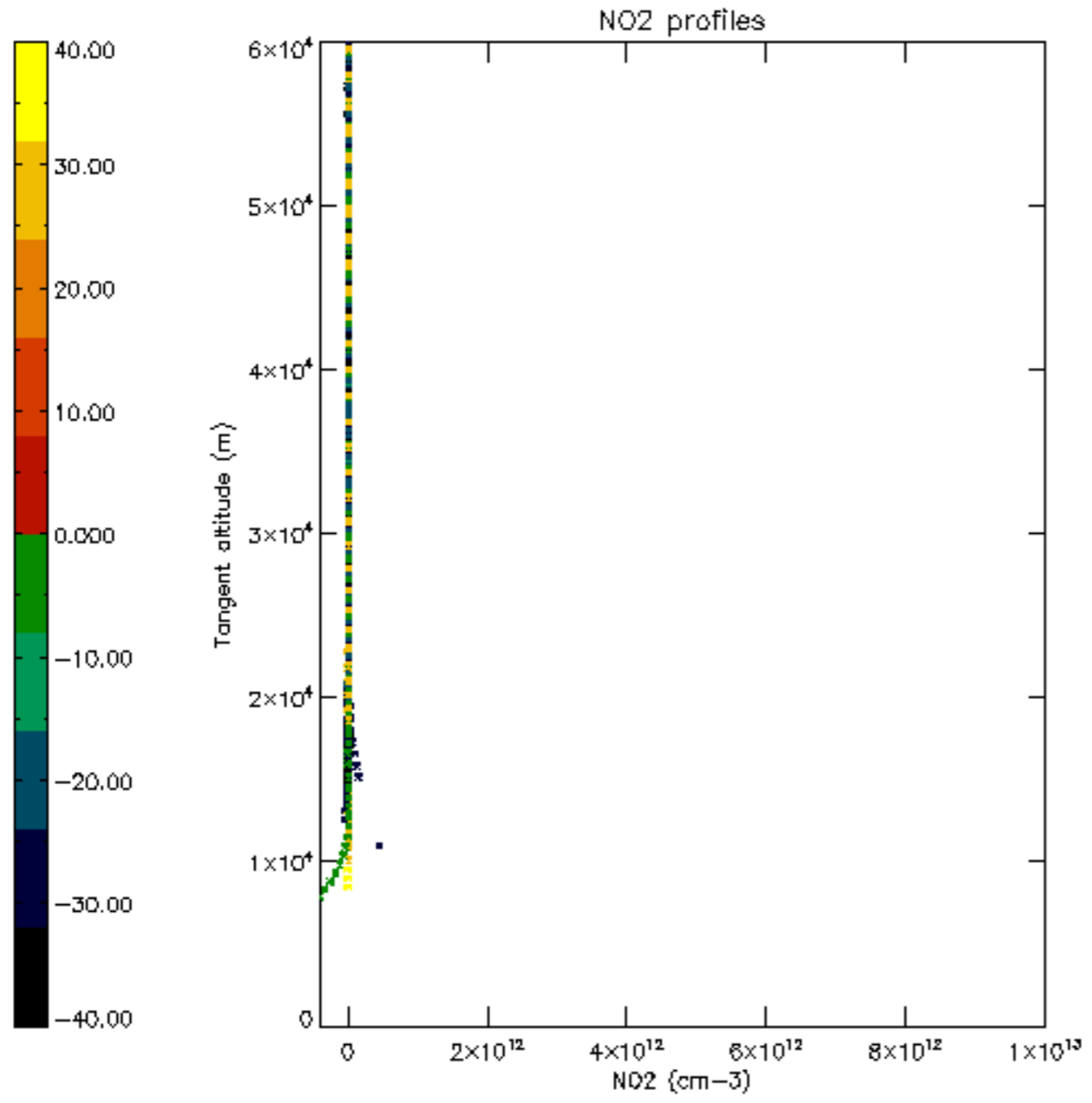


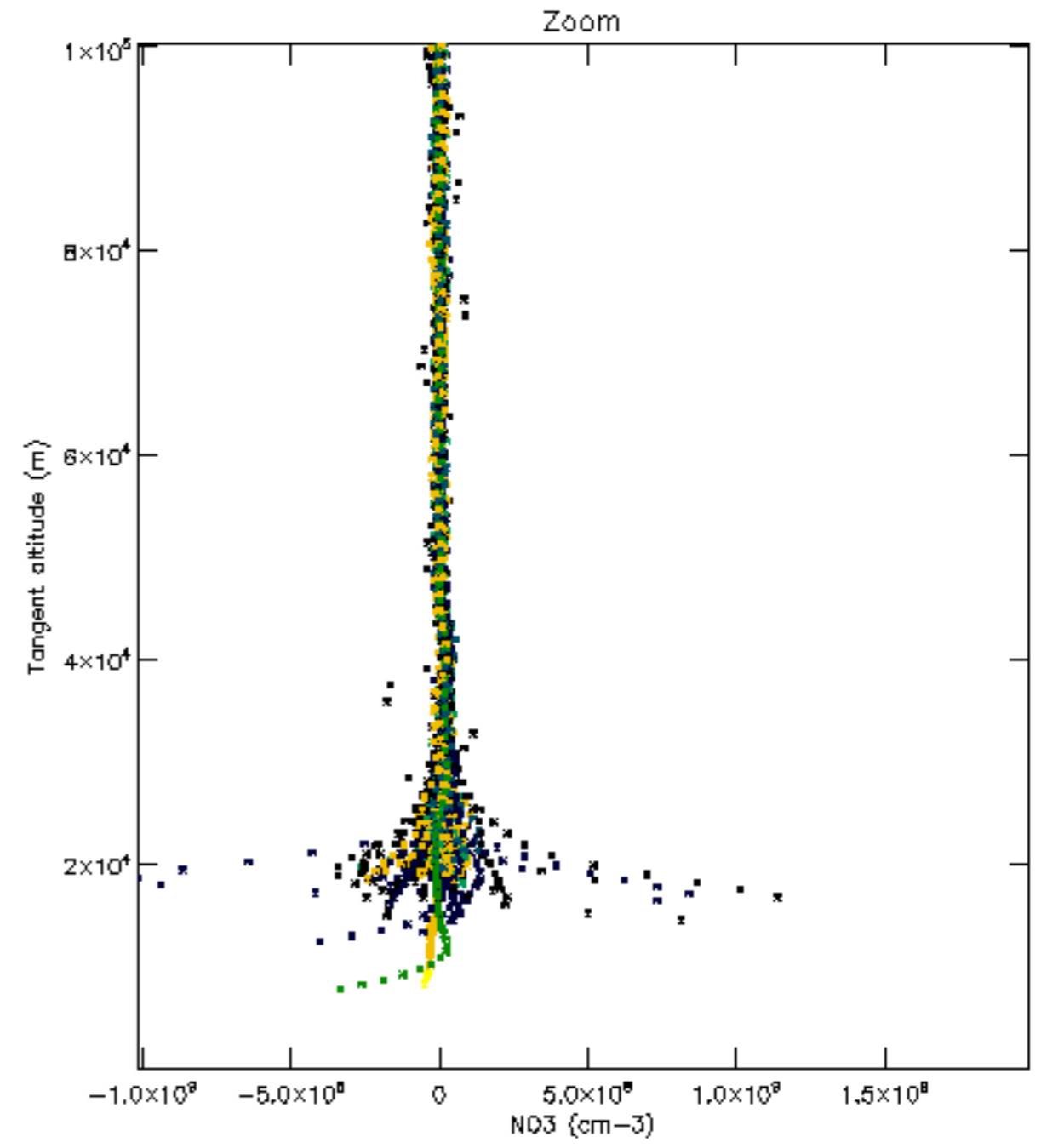
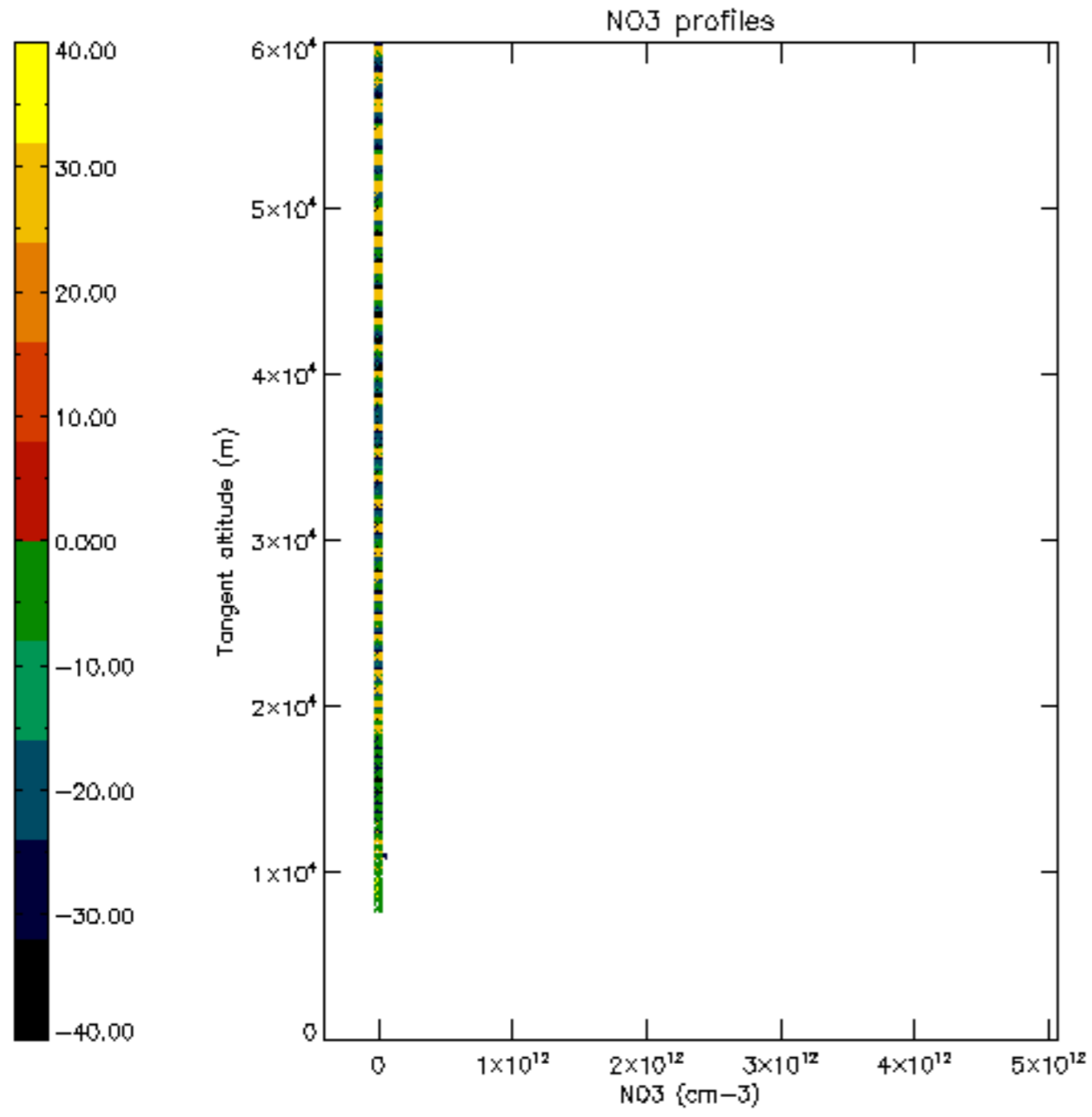


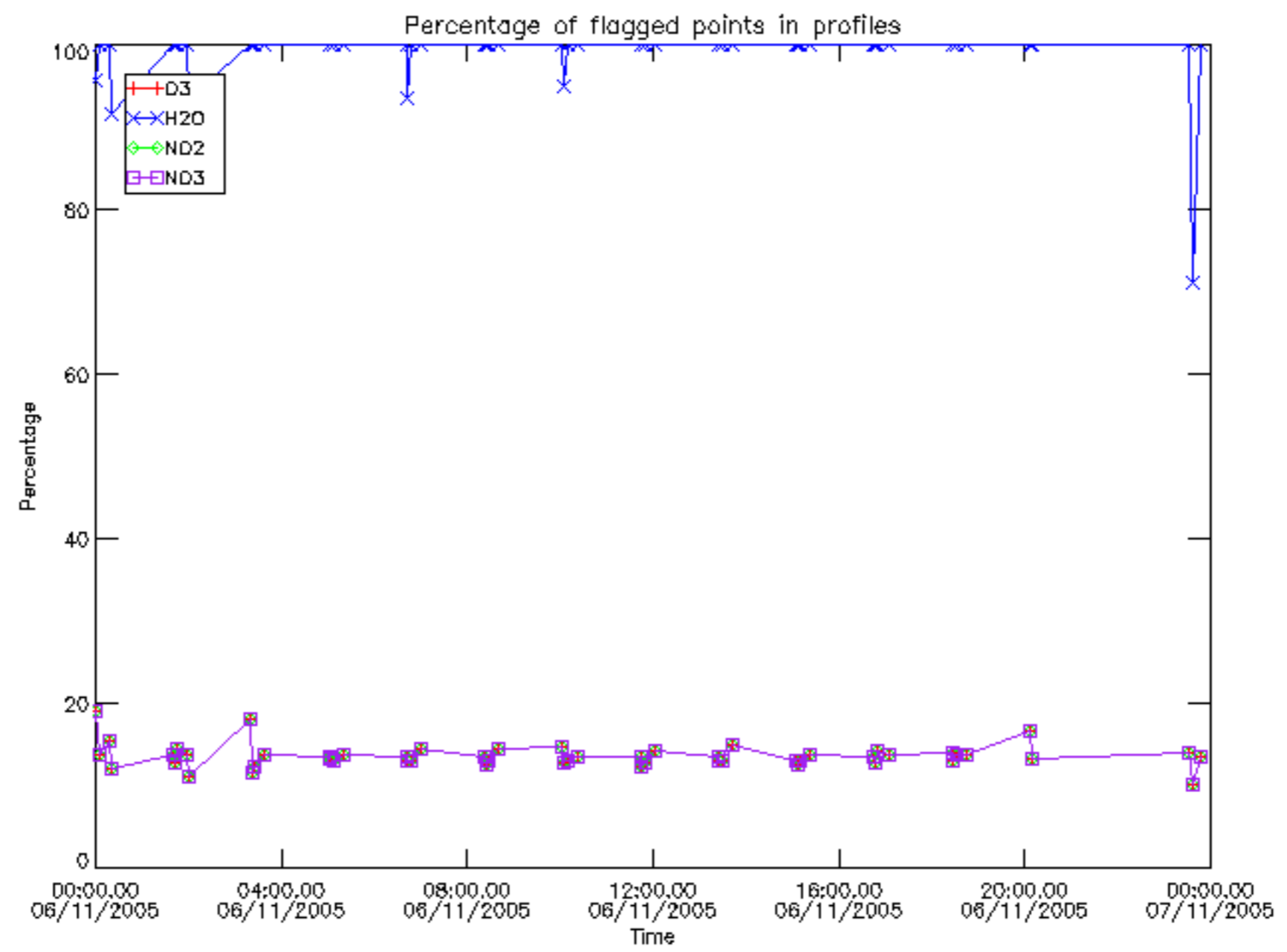




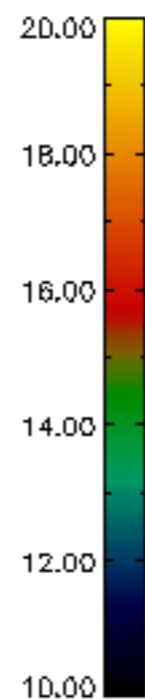
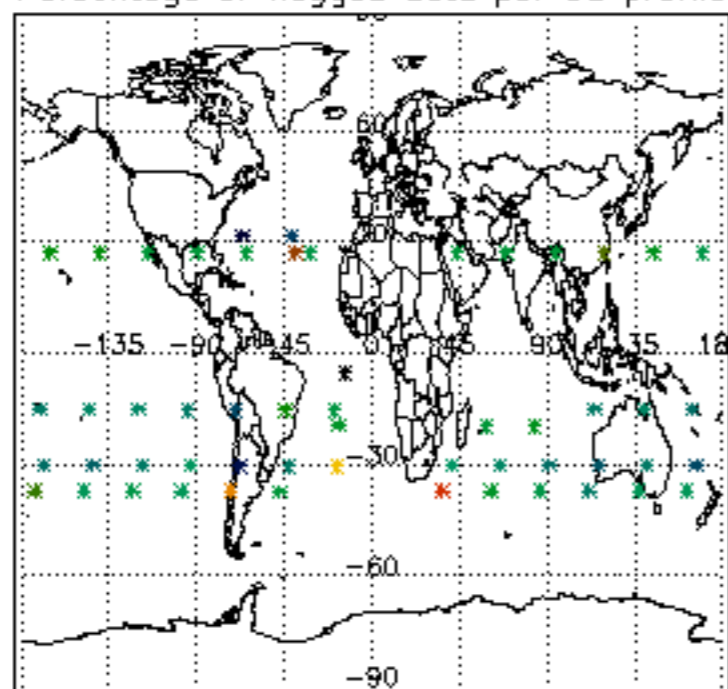




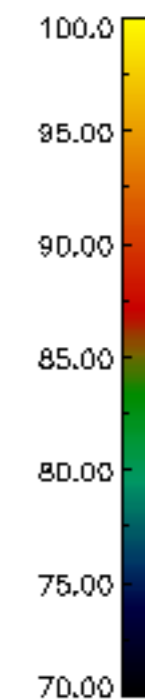
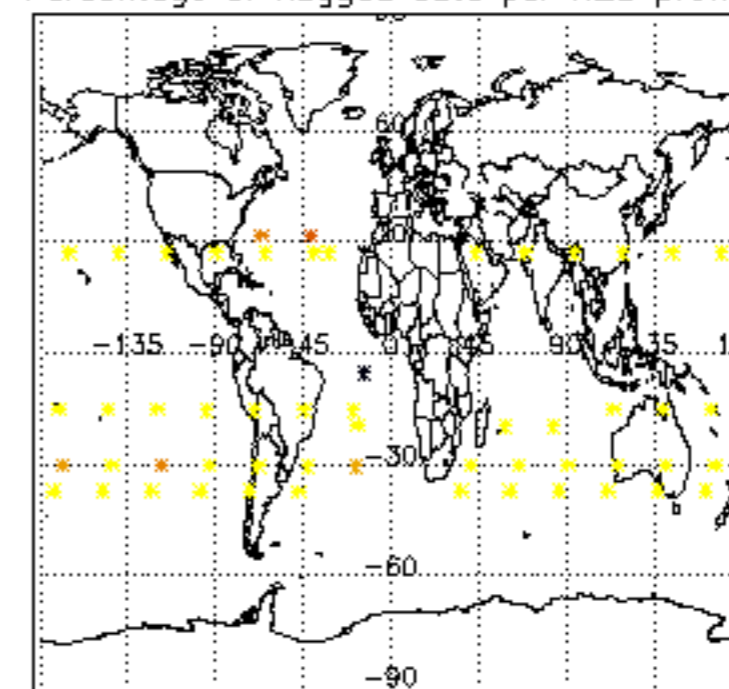




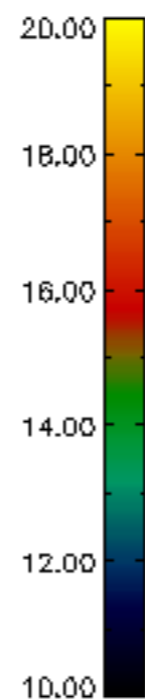
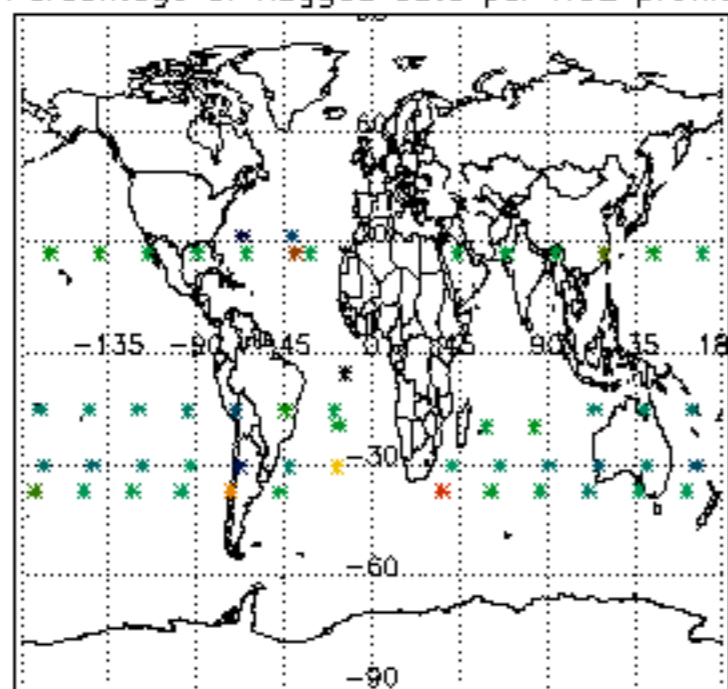
Percentage of flagged data per D3 profile



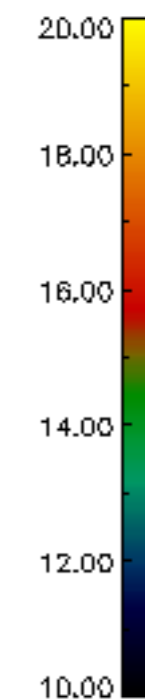
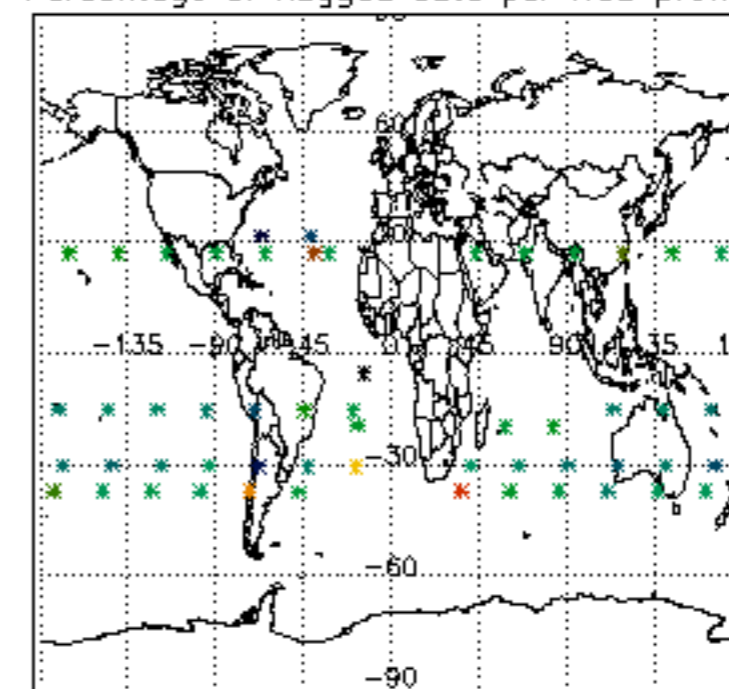
Percentage of flagged data per H2O profile

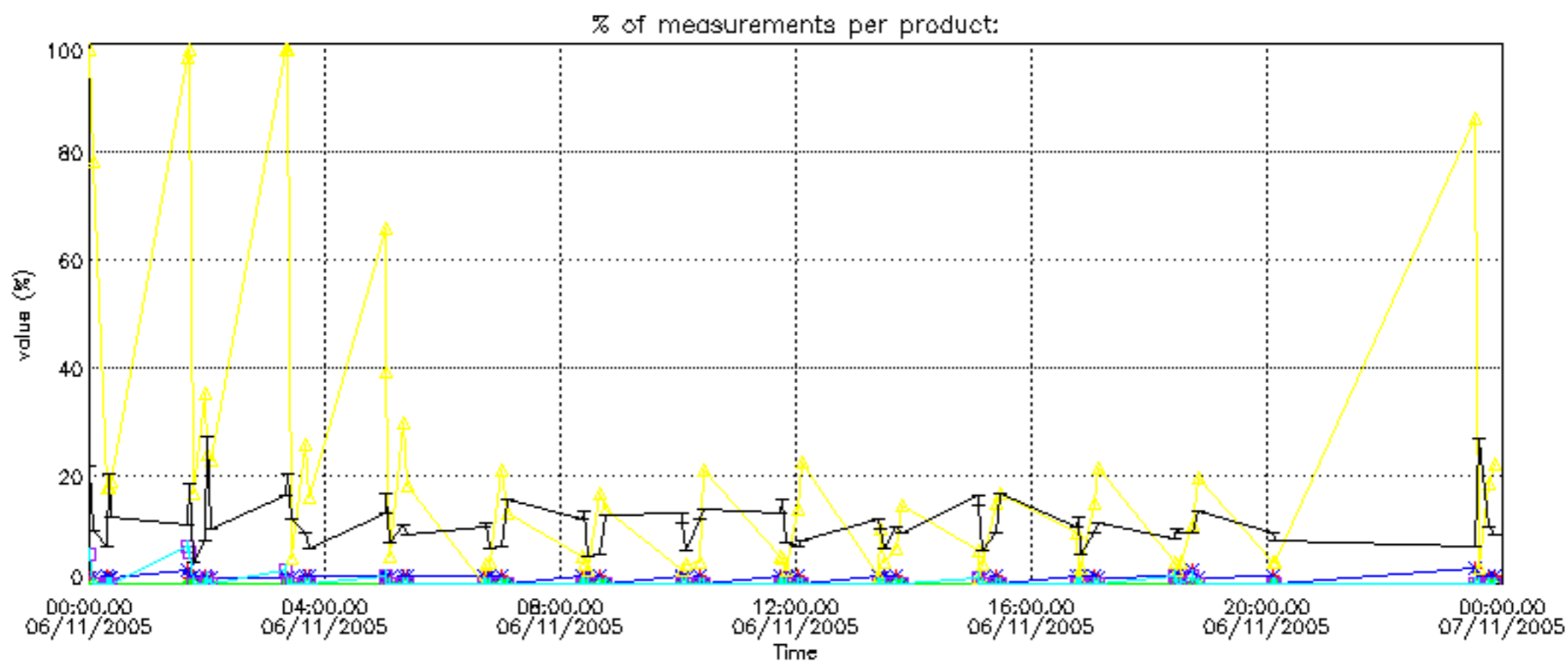


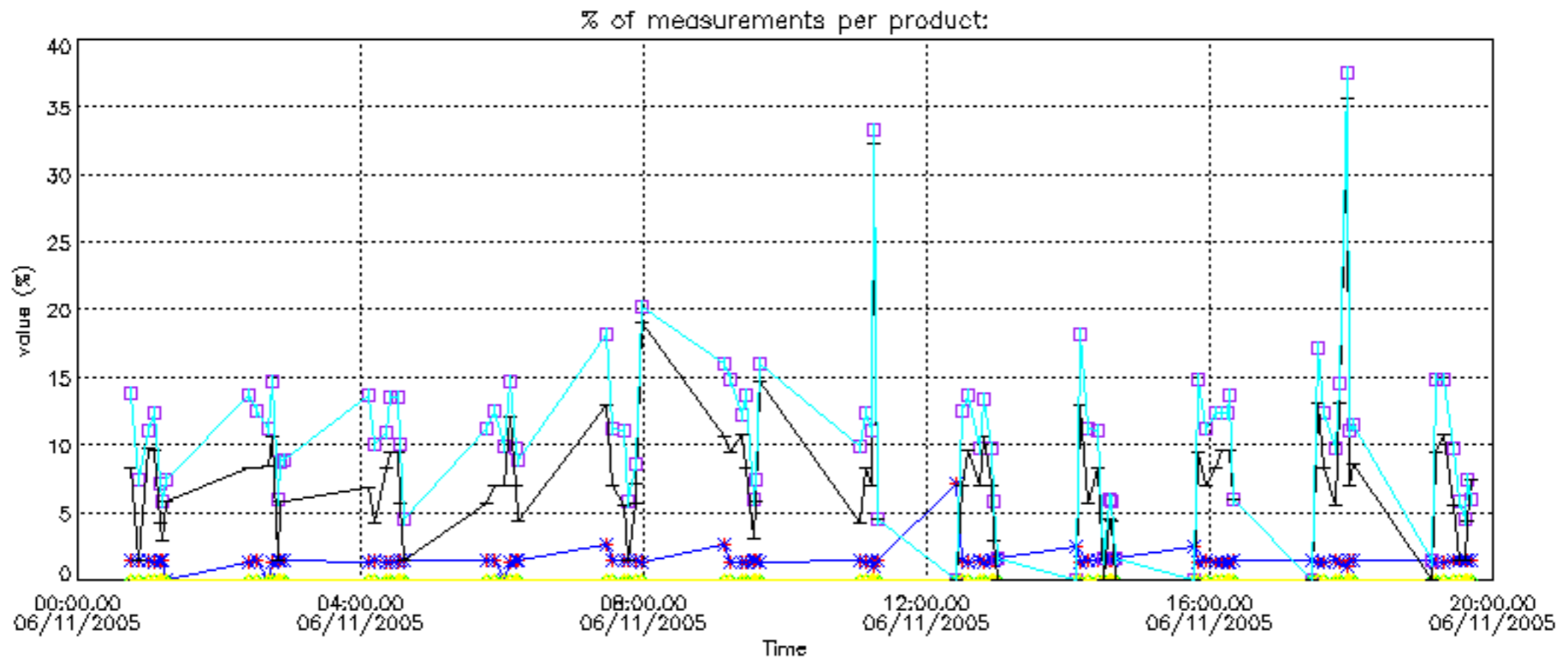
Percentage of flagged data per NO2 profile



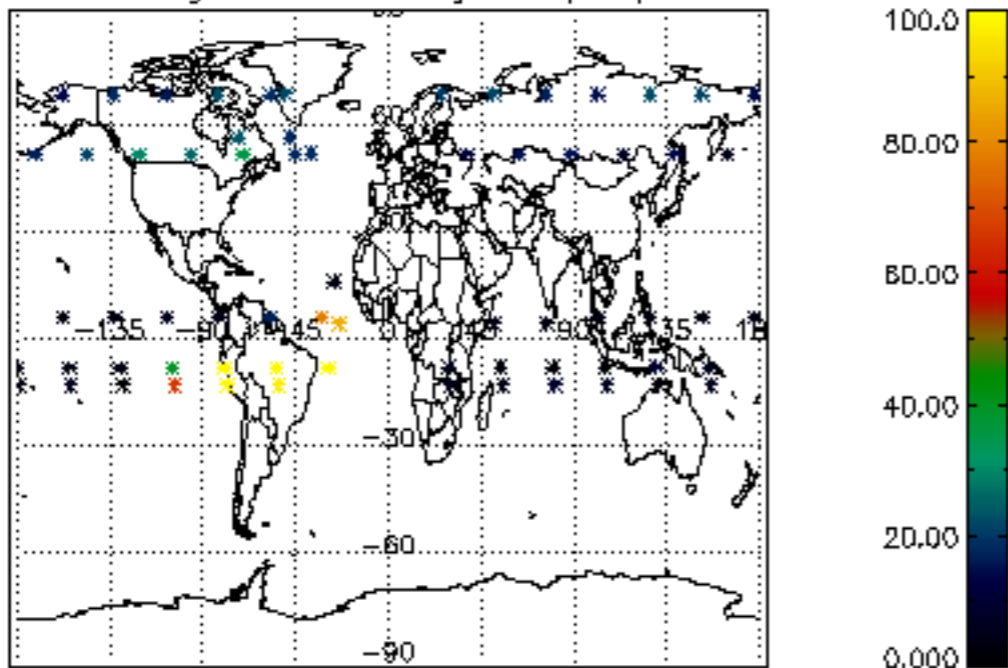
Percentage of flagged data per NO3 profile



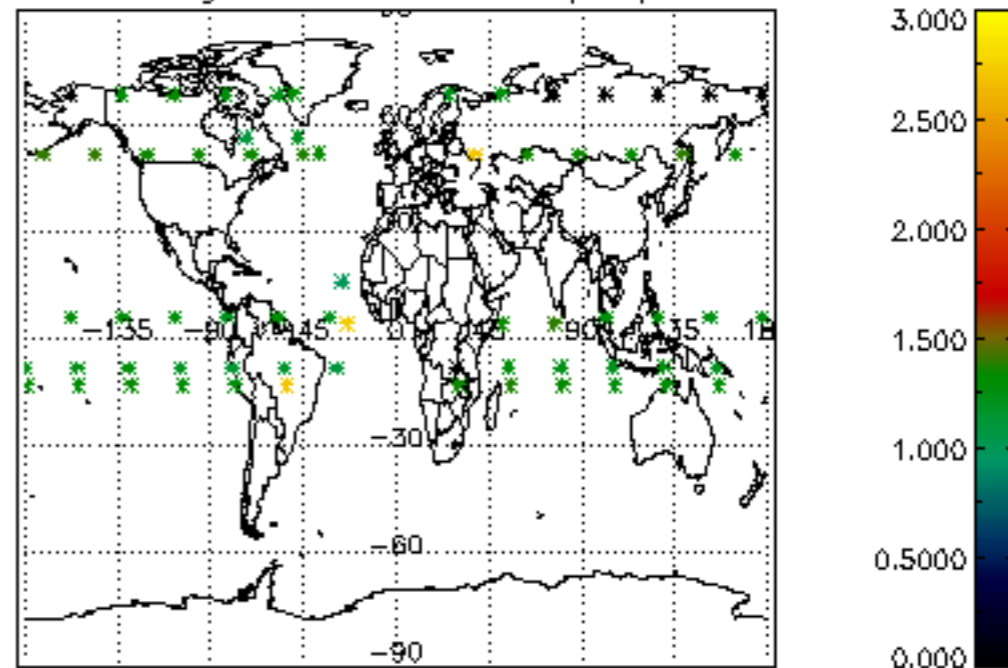




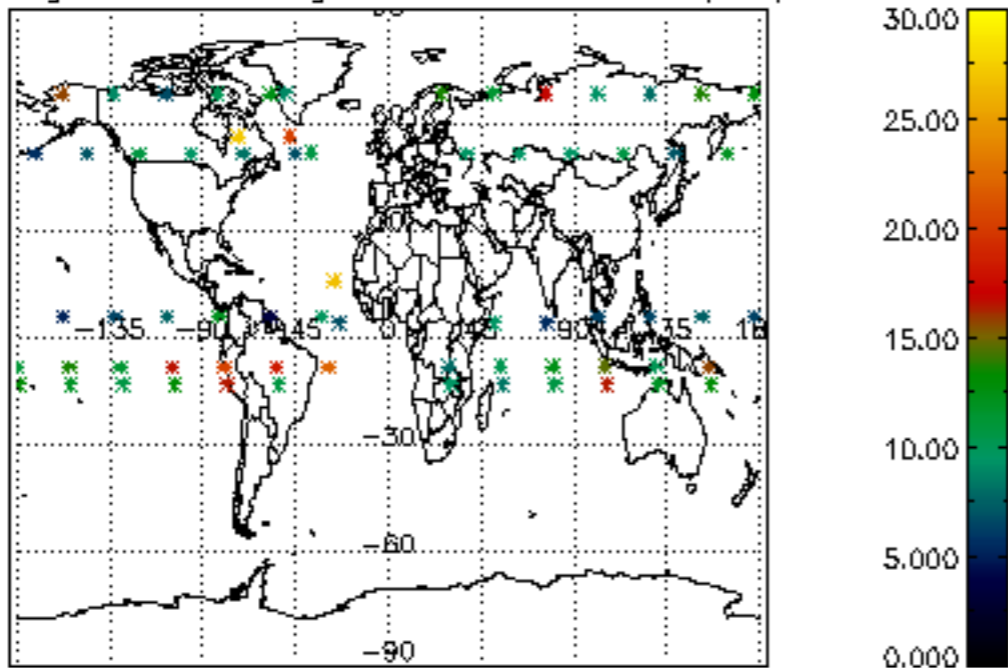
Percentage of cosmic ray hits per profile



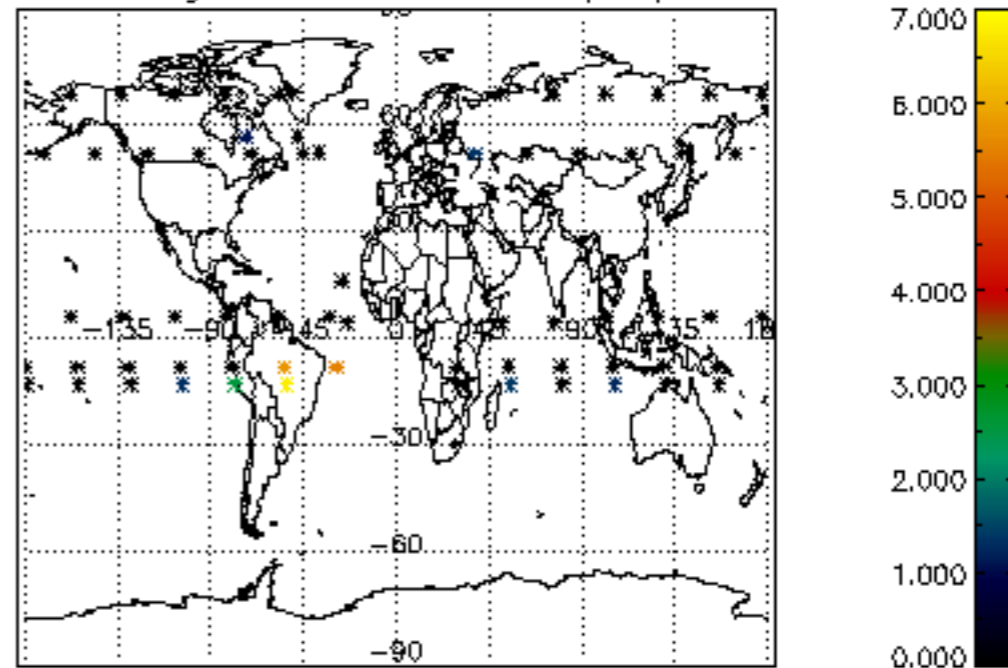
Percentage of datation errors per profile



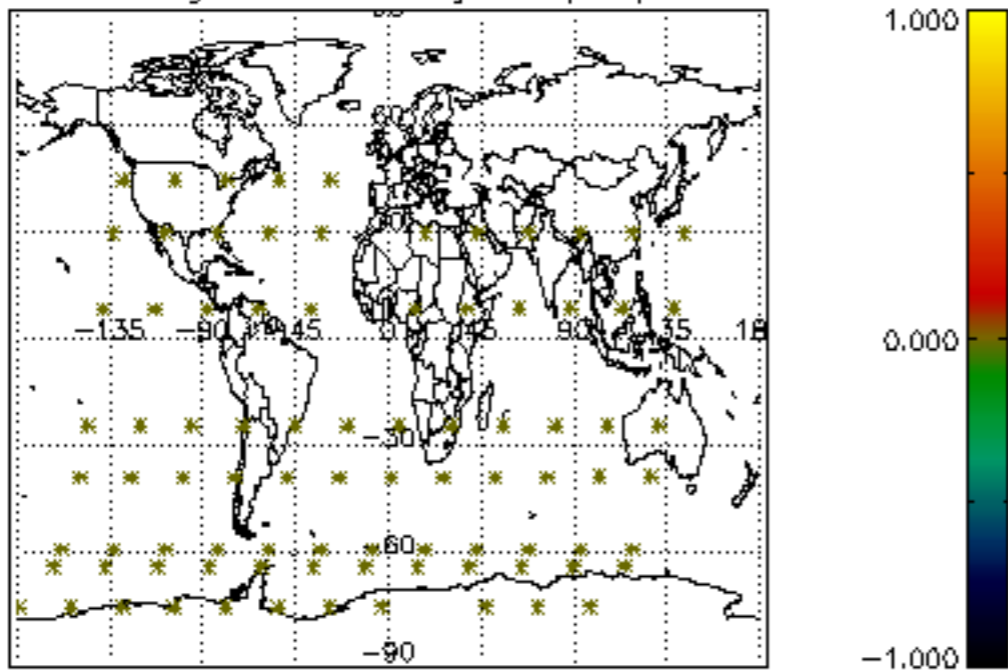
Percentage of star falling outside central band per profile



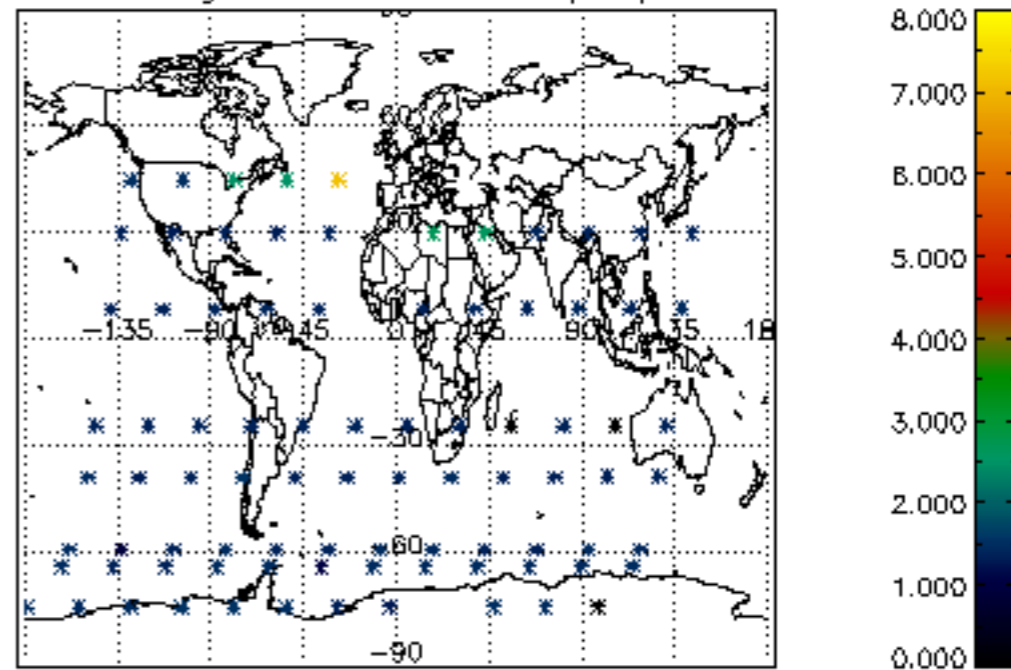
Percentage of saturation errors per profile



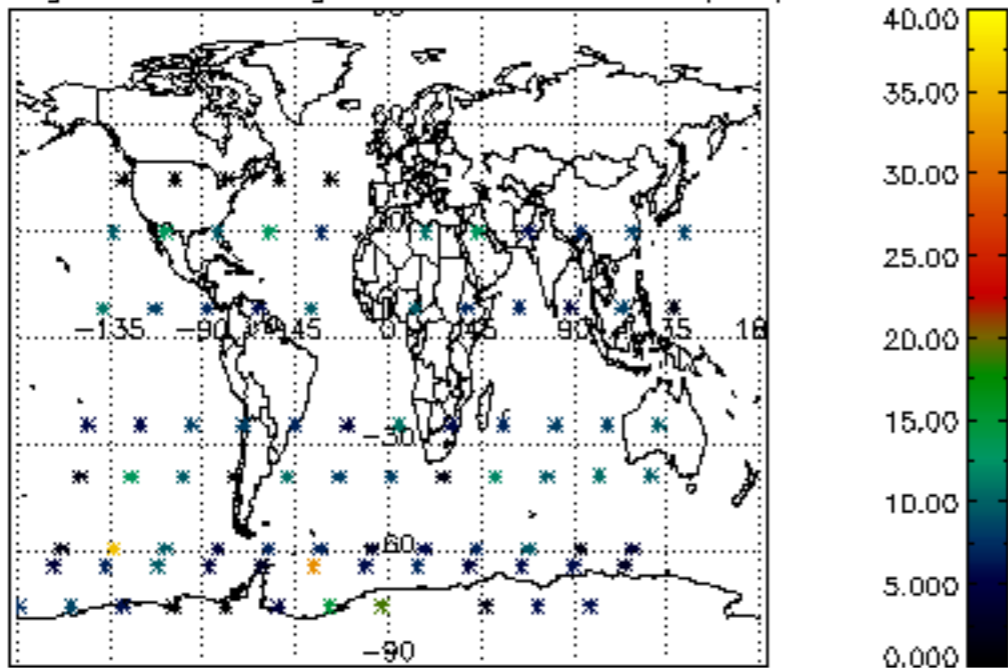
Percentage of cosmic ray hits per profile



Percentage of datation errors per profile



Percentage of star falling outside central band per profile



Percentage of saturation errors per profile

