

GOMOS Level 2 Daily Report

SUMMARY

[1. General Info](#)

[2. Summary of processed GOM_NL_2P products](#)

[3. Level 2 Quality information per product](#)

[3.1 Plot of level 2 quality information per product \(time dependant\)](#)

[3.2 Plot of level 2 quality information per product \(world map\)](#)

[4. Level 1 Quality information per product \(stored on level 2 products\)](#)

[4.1 Plot of level 1 quality information per product \(time dependant\)](#)

[4.1.1 Plot of level 1 quality information per product \(time dependant\): ASCENDING](#)

[4.1.2 Plot of level 1 quality information per product \(time dependant\): DESCENDING](#)

[4.2 Plot of level 1 quality information per product \(world map\)](#)

[4.2.1 Plot of level 1 quality information per product \(world map\): ASCENDING](#)

[4.2.2 Plot of level 1 quality information per product \(world map\): DESCENDING](#)

[5. Ozone profiles based on quality statistics and other trace gas profiles](#)

[5.1 Ozone statistics based on quality of products](#)

[5.2 Plot ozone profiles for all STD \(dark without errors\)](#)

[5.3 Plot ozone profiles where STD < 20% \(dark without errors\)](#)

[5.4. Plot ozone profiles where STD < 10% \(dark without errors\)](#)

[5.5. Plot ozone profiles where STD < 5% \(dark without errors\)](#)

[5.6 Plot NO2 profiles for all STD \(dark without errors\)](#)

[5.7 Plot NO3 profiles for all STD \(dark without errors\)](#)

[5.8 Plot H2O profiles \(only for occultations of stars 1,2,3,4,13,14,16,26,63 dark without errors\) for all STD](#)

[6. Auxiliary Data Files used for the production reported in section 2](#)

This report presents the daily analysis on parameters extracted from GOMOS level 2 data (GOM_NL__2P). It is intended to monitor some important parameters that will impact the quality of these products. A list of level 2 products (and content) that have arrived during the reporting day to the PCF is also given.

Item	Value
Time of report generation	18APR2013 12:15:48
Data source version	GOMOS/6.01
Start time of products	04-11-2005 (04NOV2005 00:00:00)
Stop time of products	05-11-2005 (05NOV2005 00:00:00)
Store outputs in DB	Yes
Nb of level 2 prods	186
Nb of prods with errors	0

2. Summary of processed GOM_NL__2P products.

Nr	Filename	UTC Start time	Limb	Duration	Star Id	Star Name	Star Mag	Star Temp	Nb Meas	Orbit	Prod. error
1	GOM_NL__2PRFIN20051104_000633_000000372042_00145_19237_8173.N1	04-NOV-2005 00:06:33	Bright	36.500	58	21Alp And	2.0730	11000.	73	19237	No
2	GOM_NL__2PRFIN20051104_000750_000000362042_00145_19237_8174.N1	04-NOV-2005 00:07:50	Bright	36.000	53	43Bet And	2.0480	3300.0	72	19237	No
3	GOM_NL__2PRFIN20051104_001345_000000362042_00145_19237_8175.N1	04-NOV-2005 00:13:45	Bright	36.000	68	18Alp Cas	2.2250	4500.0	72	19237	No
4	GOM_NL__2PRFIN20051104_002300_000000322042_00145_19237_8176.N1	04-NOV-2005 00:23:00	Bright	32.000	49	1Alp UMi	1.9900	6300.0	64	19237	No
5	GOM_NL__2PRFIN20051104_002657_000000372042_00145_19237_8177.N1	04-NOV-2005 00:26:57	Bright	36.500	60	7Bet UMi	2.0810	3950.0	73	19237	No
6	GOM_NL__2PRFIN20051104_003248_000000372042_00145_19237_8178.N1	04-NOV-2005 00:32:48	Bright	37.000	32	77Eps UMa	1.7630	11000.	74	19237	No
7	GOM_NL__2PRFIN20051104_003410_000000352042_00145_19237_8179.N1	04-NOV-2005 00:34:10	Bright	35.000	39	85Eta UMa	1.8540	24000.	70	19237	No
8	GOM_NL__2PRFIN20051104_003744_000000342042_00145_19237_8180.N1	04-NOV-2005 00:37:44	Bright	34.000	152	12Alp2CVn	2.8900	11000.	68	19237	No
9	GOM_NL__2PRFIN20051104_004513_000000552042_00145_19237_8181.N1	04-NOV-2005 00:45:13	Bright	54.500	62	94Bet Leo	2.1360	9700.0	109	19237	No
10	GOM_NL__2PRFIN20051104_010246_000000362042_00145_19237_8182.N1	04-NOV-2005 01:02:46	Dark	36.000	99	Del Cen	2.5750	26000.	72	19237	No
11	GOM_NL__2PRFIN20051104_010752_000000382042_00146_19238_8169.N1	04-NOV-2005 01:07:52	Dark	38.000	91	Kap Vel	2.4900	26000.	76	19238	No
12	GOM_NL__2PRFIN20051104_012100_000000382042_00146_19238_8170.N1	04-NOV-2005 01:21:00	Dark	37.500	143	Alp Hyi	2.8570	7200.0	75	19238	No
13	GOM_NL__2PRFIN20051104_012223_000000412042_00146_19238_8171.N1	04-NOV-2005 01:22:23	Dark	41.000	9	Alp Eri	0.45300	24000.	82	19238	No
14	GOM_NL__2PRFIN20051104_012548_000000402042_00146_19238_8172.N1	04-NOV-2005 01:25:48	Straylight	40.000	157	The1Eri	2.9060	9300.0	80	19238	No
15	GOM_NL__2PRFIN20051104_014709_000000362042_00146_19238_8173.N1	04-NOV-2005 01:47:09	Bright	36.000	58	21Alp And	2.0730	11000.	72	19238	No
16	GOM_NL__2PRFIN20051104_015421_000000362042_00146_19238_8174.N1	04-NOV-2005 01:54:21	Bright	35.500	68	18Alp Cas	2.2250	4500.0	71	19238	No
17	GOM_NL__2PRFIN20051104_020335_000000332042_00146_19238_8175.N1	04-NOV-2005 02:03:35	Bright	33.000	49	1Alp UMi	1.9900	6300.0	66	19238	No
18	GOM_NL__2PRFIN20051104_020733_000000372042_00146_19238_8176.N1	04-NOV-2005 02:07:33	Bright	37.000	60	7Bet UMi	2.0810	3950.0	74	19238	No
19	GOM_NL__2PRFIN20051104_021324_000000362042_00146_19238_8177.N1	04-NOV-2005 02:13:24	Bright	36.000	32	77Eps UMa	1.7630	11000.	72	19238	No
20	GOM_NL__2PRFIN20051104_021446_000000352042_00146_19238_8178.N1	04-NOV-2005 02:14:46	Bright	35.000	39	85Eta UMa	1.8540	24000.	70	19238	No
21	GOM_NL__2PRFIN20051104_022550_000000552042_00146_19238_8179.N1	04-NOV-2005 02:25:50	Bright	55.000	62	94Bet Leo	2.1360	9700.0	110	19238	No
22	GOM_NL__2PRFIN20051104_024322_000000382042_00146_19238_8180.N1	04-NOV-2005 02:43:22	Dark	37.500	99	Del Cen	2.5750	26000.	75	19238	No
23	GOM_NL__2PRFIN20051104_024828_000000412042_00147_19239_8169.N1	04-NOV-2005 02:48:28	Dark	40.500	91	Kap Vel	2.4900	26000.	81	19239	No
24	GOM_NL__2PRFIN20051104_030136_000000382042_00147_19239_8170.N1	04-NOV-2005 03:01:36	Dark	37.500	143	Alp Hyi	2.8570	7200.0	75	19239	No
25	GOM_NL__2PRFIN20051104_030259_000000432042_00147_19239_8171.N1	04-NOV-2005 03:02:59	Dark	43.000	9	Alp Eri	0.45300	24000.	86	19239	No
26	GOM_NL__2PRFIN20051104_030624_000000402042_00147_19239_8172.N1	04-NOV-2005 03:06:24	Straylight	40.000	157	The1Eri	2.9060	9300.0	80	19239	No
27	GOM_NL__2PRFIN20051104_032745_000000362042_00147_19239_8173.N1	04-NOV-2005 03:27:45	Bright	35.500	58	21Alp And	2.0730	11000.	71	19239	No
28	GOM_NL__2PRFIN20051104_033457_000000362042_00147_19239_8174.N1	04-NOV-2005 03:34:57	Bright	35.500	68	18Alp Cas	2.2250	4500.0	71	19239	No
29	GOM_NL__2PRFIN20051104_034411_000000342042_00147_19239_8175.N1	04-NOV-2005 03:44:11	Bright	34.000	49	1Alp UMi	1.9900	6300.0	68	19239	No
30	GOM_NL__2PRFIN20051104_034809_000000382042_00147_19239_8176.N1	04-NOV-2005 03:48:09	Bright	37.500	60	7Bet UMi	2.0810	3950.0	75	19239	No
31	GOM_NL__2PRFIN20051104_035400_000000362042_00147_19239_8177.N1	04-NOV-2005 03:54:00	Bright	36.000	32	77Eps UMa	1.7630	11000.	72	19239	No
32	GOM_NL__2PRFIN20051104_035522_000000362042_00147_19239_8178.N1	04-NOV-2005 03:55:22	Bright	35.500	39	85Eta UMa	1.8540	24000.	71	19239	No
33	GOM_NL__2PRFIN20051104_035856_000000522042_00147_19239_8179.N1	04-NOV-2005 03:58:56	Bright	52.000	152	12Alp2CVn	2.8900	11000.	104	19239	No
34	GOM_NL__2PRFIN20051104_040626_000000372042_00147_19239_8180.N1	04-NOV-2005 04:06:26	Bright	36.500	62	94Bet Leo	2.1360	9700.0	73	19239	No
35	GOM_NL__2PRFIN20051104_042358_000000382042_00147_19239_8181.N1	04-NOV-2005 04:23:58	Dark	38.000	99	Del Cen	2.5750	26000.	76	19239	No
36	GOM_NL__2PRFIN20051104_042905_000000402042_00148_19240_8169.N1	04-NOV-2005 04:29:05	Dark	39.500	91	Kap Vel	2.4900	26000.	79	19240	No
37	GOM_NL__2PRFIN20051104_044212_000000372042_00148_19240_8170.N1	04-NOV-2005 04:42:12	Dark	37.000	143	Alp Hyi	2.8570	7200.0	74	19240	No
38	GOM_NL__2PRFIN20051104_044335_000000432042_00148_19240_8171.N1	04-NOV-2005 04:43:35	Dark	43.000	9	Alp Eri	0.45300	24000.	86	19240	No
39	GOM_NL__2PRFIN20051104_044700_000000392042_00148_19240_8172.N1	04-NOV-2005 04:47:00	Straylight	39.000	157	The1Eri	2.9060	9300.0	78	19240	No
40	GOM_NL__2PRFIN20051104_050822_000000372042_00148_19240_8173.N1	04-NOV-2005 05:08:22	Bright	37.000	58	21Alp And	2.0730	11000.	74	19240	No
41	GOM_NL__2PRFIN20051104_051533_000000372042_00148_19240_8174.N1	04-NOV-2005 05:15:33	Bright	36.500	68	18Alp Cas	2.2250	4500.0	73	19240	No
42	GOM_NL__2PRFIN20051104_052447_000000362042_00148_19240_8175.N1	04-NOV-2005 05:24:47	Bright	35.500	49	1Alp UMi	1.9900	6300.0	71	19240	No

43	GOM_NL__2PRFIN20051104_052845_000000362042_00148_19240_8176.N1	04-NOV-2005 05:28:45	Bright	35.500	60	7Bet UMi	2.0810	3950.0	71	19240	No
44	GOM_NL__2PRFIN20051104_053436_000000362042_00148_19240_8177.N1	04-NOV-2005 05:34:36	Bright	36.000	32	77Eps UMa	1.7630	11000.	72	19240	No
45	GOM_NL__2PRFIN20051104_053558_000000332042_00148_19240_8178.N1	04-NOV-2005 05:35:58	Bright	33.000	39	85Eta UMa	1.8540	24000.	66	19240	No
46	GOM_NL__2PRFIN20051104_053932_000000522042_00148_19240_8179.N1	04-NOV-2005 05:39:32	Bright	52.000	152	12Alp2CVn	2.8900	11000.	104	19240	No
47	GOM_NL__2PRFIN20051104_054702_000000362042_00148_19240_8180.N1	04-NOV-2005 05:47:02	Bright	36.000	62	94Bet Leo	2.1360	9700.0	72	19240	No
48	GOM_NL__2PRFIN20051104_060434_000000382042_00148_19240_8181.N1	04-NOV-2005 06:04:34	Dark	38.000	99	Del Cen	2.5750	26000.	76	19240	No
49	GOM_NL__2PRFIN20051104_060941_000000392042_00149_19241_8189.N1	04-NOV-2005 06:09:41	Dark	39.000	91	Kap Vel	2.4900	26000.	78	19241	No
50	GOM_NL__2PRFIN20051104_062249_000000372042_00149_19241_8190.N1	04-NOV-2005 06:22:49	Dark	37.000	143	Alp Hyi	2.8570	7200.0	74	19241	No
51	GOM_NL__2PRFIN20051104_062411_000000452042_00149_19241_8191.N1	04-NOV-2005 06:24:11	Dark	44.500	9	Alp Eri	0.45300	24000.	89	19241	No
52	GOM_NL__2PRFIN20051104_062736_000000422042_00149_19241_8192.N1	04-NOV-2005 06:27:36	Straylight	41.500	157	The1Eri	2.9060	9300.0	83	19241	No
53	GOM_NL__2PRFIN20051104_064858_000000362042_00149_19241_8193.N1	04-NOV-2005 06:48:58	Bright	36.000	58	21Alp And	2.0730	11000.	72	19241	No
54	GOM_NL__2PRFIN20051104_065609_000000362042_00149_19241_8194.N1	04-NOV-2005 06:56:09	Bright	36.000	68	18Alp Cas	2.2250	4500.0	72	19241	No
55	GOM_NL__2PRFIN20051104_070523_000000352042_00149_19241_8195.N1	04-NOV-2005 07:05:23	Bright	34.500	49	1Alp UMi	1.9900	6300.0	69	19241	No
56	GOM_NL__2PRFIN20051104_070921_000000362042_00149_19241_8196.N1	04-NOV-2005 07:09:21	Bright	35.500	60	7Bet UMi	2.0810	3950.0	71	19241	No
57	GOM_NL__2PRFIN20051104_071512_000000352042_00149_19241_8197.N1	04-NOV-2005 07:15:12	Bright	34.500	32	77Eps UMa	1.7630	11000.	69	19241	No
58	GOM_NL__2PRFIN20051104_071634_000000342042_00149_19241_8198.N1	04-NOV-2005 07:16:34	Bright	34.000	39	85Eta UMa	1.8540	24000.	68	19241	No
59	GOM_NL__2PRFIN20051104_072008_000000522042_00149_19241_8199.N1	04-NOV-2005 07:20:08	Bright	52.000	152	12Alp2CVn	2.8900	11000.	104	19241	No
60	GOM_NL__2PRFIN20051104_072738_000000362042_00149_19241_8200.N1	04-NOV-2005 07:27:38	Bright	36.000	62	94Bet Leo	2.1360	9700.0	72	19241	No
61	GOM_NL__2PRFIN20051104_074510_000000382042_00149_19241_8201.N1	04-NOV-2005 07:45:10	Dark	38.000	99	Del Cen	2.5750	26000.	76	19241	No
62	GOM_NL__2PRFIN20051104_075018_000000402042_00150_19242_8189.N1	04-NOV-2005 07:50:18	Dark	39.500	91	Kap Vel	2.4900	26000.	79	19242	No
63	GOM_NL__2PRFIN20051104_080325_000000362042_00150_19242_8190.N1	04-NOV-2005 08:03:25	Dark	36.000	143	Alp Hyi	2.8570	7200.0	72	19242	No
64	GOM_NL__2PRFIN20051104_080447_000000382042_00150_19242_8191.N1	04-NOV-2005 08:04:47	Dark	38.000	9	Alp Eri	0.45300	24000.	76	19242	No
65	GOM_NL__2PRFIN20051104_080813_000000412042_00150_19242_8192.N1	04-NOV-2005 08:08:13	Straylight	40.500	157	The1Eri	2.9060	9300.0	81	19242	No
66	GOM_NL__2PRFIN20051104_082934_000000362042_00150_19242_8193.N1	04-NOV-2005 08:29:34	Bright	35.500	58	21Alp And	2.0730	11000.	71	19242	No
67	GOM_NL__2PRFIN20051104_083645_000000372042_00150_19242_8194.N1	04-NOV-2005 08:36:45	Bright	37.000	68	18Alp Cas	2.2250	4500.0	74	19242	No
68	GOM_NL__2PRFIN20051104_084559_000000362042_00150_19242_8195.N1	04-NOV-2005 08:45:59	Bright	36.000	49	1Alp UMi	1.9900	6300.0	72	19242	No
69	GOM_NL__2PRFIN20051104_084957_000000342042_00150_19242_8196.N1	04-NOV-2005 08:49:57	Bright	34.000	60	7Bet UMi	2.0810	3950.0	68	19242	No
70	GOM_NL__2PRFIN20051104_085548_000000372042_00150_19242_8197.N1	04-NOV-2005 08:55:48	Bright	37.000	32	77Eps UMa	1.7630	11000.	74	19242	No
71	GOM_NL__2PRFIN20051104_085710_000000352042_00150_19242_8198.N1	04-NOV-2005 08:57:10	Bright	35.000	39	85Eta UMa	1.8540	24000.	70	19242	No
72	GOM_NL__2PRFIN20051104_090814_000000372042_00150_19242_8199.N1	04-NOV-2005 09:08:14	Bright	36.500	62	94Bet Leo	2.1360	9700.0	73	19242	No
73	GOM_NL__2PRFIN20051104_092547_000000382042_00150_19242_8200.N1	04-NOV-2005 09:25:47	Dark	38.000	99	Del Cen	2.5750	26000.	76	19242	No
74	GOM_NL__2PRFIN20051104_093054_000000392042_00151_19243_8189.N1	04-NOV-2005 09:30:54	Dark	39.000	91	Kap Vel	2.4900	26000.	78	19243	No
75	GOM_NL__2PRFIN20051104_094401_000000362042_00151_19243_8190.N1	04-NOV-2005 09:44:01	Dark	35.500	143	Alp Hyi	2.8570	7200.0	71	19243	No
76	GOM_NL__2PRFIN20051104_094523_000000492042_00151_19243_8191.N1	04-NOV-2005 09:45:23	Dark	49.000	9	Alp Eri	0.45300	24000.	98	19243	No
77	GOM_NL__2PRFIN20051104_094849_000000402042_00151_19243_8192.N1	04-NOV-2005 09:48:49	Straylight	39.500	157	The1Eri	2.9060	9300.0	79	19243	No
78	GOM_NL__2PRFIN20051104_101010_000000362042_00151_19243_8193.N1	04-NOV-2005 10:10:10	Bright	36.000	58	21Alp And	2.0730	11000.	72	19243	No
79	GOM_NL__2PRFIN20051104_101721_000000362042_00151_19243_8194.N1	04-NOV-2005 10:17:21	Bright	36.000	68	18Alp Cas	2.2250	4500.0	72	19243	No
80	GOM_NL__2PRFIN20051104_102635_000000362042_00151_19243_8195.N1	04-NOV-2005 10:26:35	Bright	35.500	49	1Alp UMi	1.9900	6300.0	71	19243	No
81	GOM_NL__2PRFIN20051104_103033_000000362042_00151_19243_8196.N1	04-NOV-2005 10:30:33	Bright	35.500	60	7Bet UMi	2.0810	3950.0	71	19243	No
82	GOM_NL__2PRFIN20051104_103624_000000352042_00151_19243_8197.N1	04-NOV-2005 10:36:24	Bright	35.000	32	77Eps UMa	1.7630	11000.	70	19243	No
83	GOM_NL__2PRFIN20051104_103747_000000342042_00151_19243_8198.N1	04-NOV-2005 10:37:47	Bright	33.500	39	85Eta UMa	1.8540	24000.	67	19243	No
84	GOM_NL__2PRFIN20051104_104851_000000352042_00151_19243_8199.N1	04-NOV-2005 10:48:51	Bright	35.000	62	94Bet Leo	2.1360	9700.0	70	19243	No
85	GOM_NL__2PRFIN20051104_110623_000000372042_00151_19243_8200.N1	04-NOV-2005 11:06:23	Dark	36.500	99	Del Cen	2.5750	26000.	73	19243	No
86	GOM_NL__2PRFIN20051104_111131_000000402042_00152_19244_8189.N1	04-NOV-2005 11:11:31	Dark	39.500	91	Kap Vel	2.4900	26000.	79	19244	No
87	GOM_NL__2PRFIN20051104_112437_000000372042_00152_19244_8190.N1	04-NOV-2005 11:24:37	Dark	37.000	143	Alp Hyi	2.8570	7200.0	74	19244	No
88	GOM_NL__2PRFIN20051104_112559_000000392042_00152_19244_8191.N1	04-NOV-2005 11:25:59	Dark	39.000	9	Alp Eri	0.45300	24000.	78	19244	No
89	GOM_NL__2PRFIN20051104_112925_000000412042_00152_19244_8192.N1	04-NOV-2005 11:29:25	Straylight	40.500	157	The1Eri	2.9060	9300.0	81	19244	No
90	GOM_NL__2PRFIN20051104_115046_000000372042_00152_19244_8193.N1	04-NOV-2005 11:50:46	Bright	37.000	58	21Alp And	2.0730	11000.	74	19244	No
91	GOM_NL__2PRFIN20051104_115757_000000372042_00152_19244_8194.N1	04-NOV-2005 11:57:57	Bright	36.500	68	18Alp Cas	2.2250	4500.0	73	19244	No
92	GOM_NL__2PRFIN20051104_120711_000000362042_00152_19244_8195.N1	04-NOV-2005 12:07:11	Bright	36.000	49	1Alp UMi	1.9900	6300.0	72	19244	No
93	GOM_NL__2PRFIN20051104_121109_000000382042_00152_19244_8196.N1	04-NOV-2005 12:11:09	Bright	38.000	60	7Bet UMi	2.0810	3950.0	76	19244	No
94	GOM_NL__2PRFIN20051104_121700_000000362042_00152_19244_8197.N1	04-NOV-2005 12:17:00	Bright	35.500	32	77Eps UMa	1.7630	11000.	71	19244	No
95	GOM_NL__2PRFIN20051104_121822_000000352042_00152_19244_8198.N1	04-NOV-2005 12:18:22	Bright	35.000	39	85Eta UMa	1.8540	24000.	70	19244	No
96	GOM_NL__2PRFIN20051104_122156_000000342042_00152_19244_8199.N1	04-NOV-2005 12:21:56	Bright	33.500	152	12Alp2CVn	2.8900	11000.	67	19244	No
97	GOM_NL__2PRFIN20051104_122927_000000412042_00152_19244_8200.N1	04-NOV-2005 12:29:27	Bright	41.000	62	94Bet Leo	2.1360	9700.0	82	19244	No
98	GOM_NL__2PRFIN20051104_124659_000000372042_00152_19244_8201.N1	04-NOV-2005 12:46:59	Dark	36.500	99	Del Cen	2.5750	26000.	73	19244	No
99	GOM_NL__2PRFIN20051104_125207_000000402042_00153_19245_8189.N1	04-NOV-2005 12:52:07	Dark	40.000	91	Kap Vel	2.4900	26000.	80	19245	No
100	GOM_NL__2PRFIN20051104_130513_000000382042_00153_19245_8190.N1	04-NOV-2005 13:05:13	Dark	37.500	143	Alp Hyi	2.8570	7200.0	75	19245	No
101	GOM_NL__2PRFIN20051104_130635_000000482042_00153_19245_8191.N1	04-NOV-2005 13:06:35	Dark	48.000	9	Alp Eri	0.45300	24000.	96	19245	No

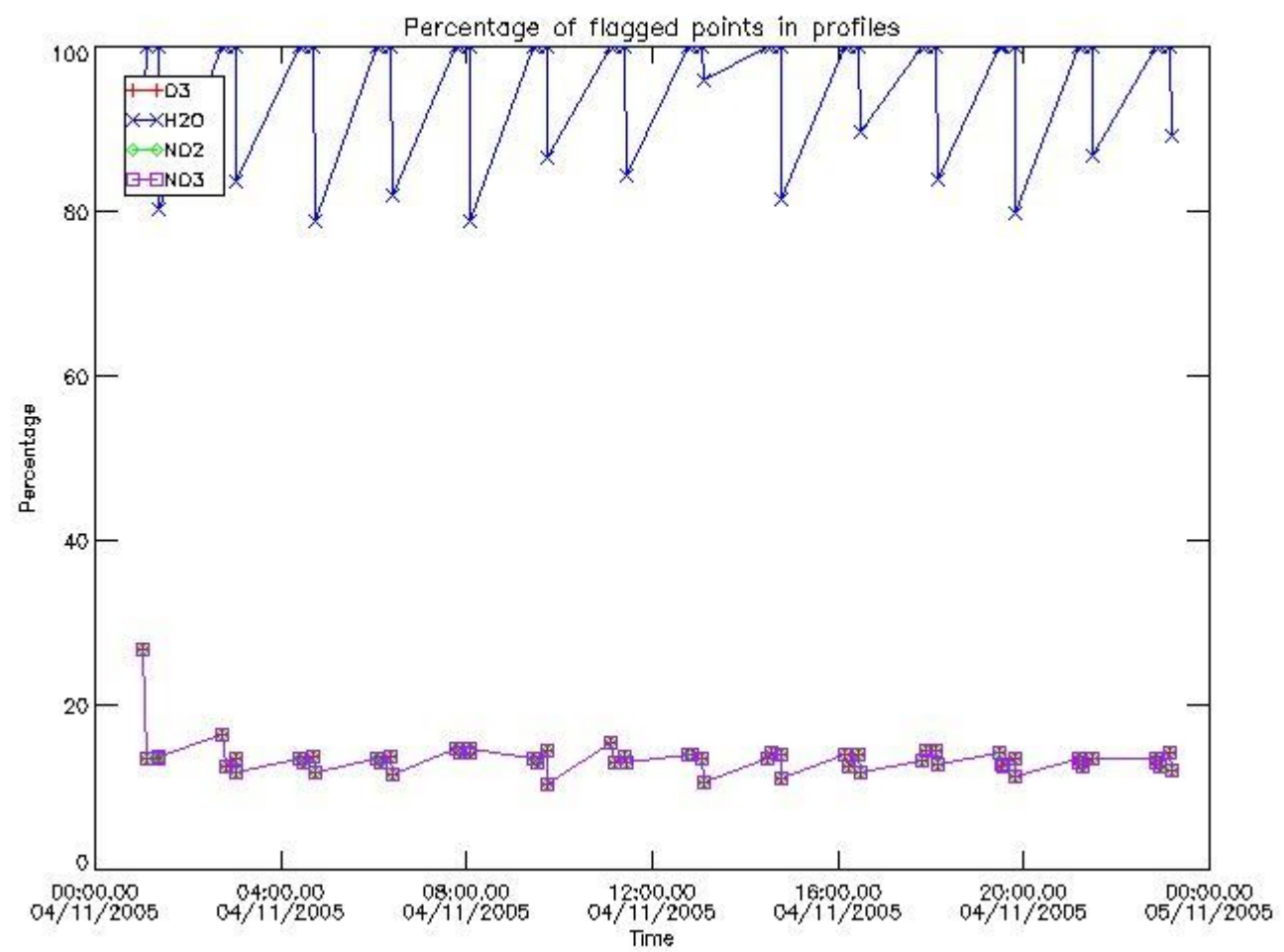
102	GOM_NL__2PRFIN20051104_131001_000000372042_00153_19245_8192.N1	04-NOV-2005 13:10:01	Straylight	37.000	157	The1Eri	2.9060	9300.0	74	19245	No
103	GOM_NL__2PRFIN20051104_133123_000000372042_00153_19245_8193.N1	04-NOV-2005 13:31:23	Bright	36.500	58	21Alp And	2.0730	11000.	73	19245	No
104	GOM_NL__2PRFIN20051104_133833_000000342042_00153_19245_8194.N1	04-NOV-2005 13:38:33	Bright	33.500	68	18Alp Cas	2.2250	4500.0	67	19245	No
105	GOM_NL__2PRFIN20051104_134747_000000352042_00153_19245_8195.N1	04-NOV-2005 13:47:47	Bright	35.000	49	1Alp UMi	1.9900	6300.0	70	19245	No
106	GOM_NL__2PRFIN20051104_135146_000000372042_00153_19245_8196.N1	04-NOV-2005 13:51:46	Bright	37.000	60	7Bet UMi	2.0810	3950.0	74	19245	No
107	GOM_NL__2PRFIN20051104_135736_000000342042_00153_19245_8197.N1	04-NOV-2005 13:57:36	Bright	34.000	32	77Eps UMa	1.7630	11000.	68	19245	No
108	GOM_NL__2PRFIN20051104_135859_000000352042_00153_19245_8198.N1	04-NOV-2005 13:58:59	Bright	34.500	39	85Eta UMa	1.8540	24000.	69	19245	No
109	GOM_NL__2PRFIN20051104_140232_000000342042_00153_19245_8199.N1	04-NOV-2005 14:02:32	Bright	33.500	152	12Alp2CVn	2.8900	11000.	67	19245	No
110	GOM_NL__2PRFIN20051104_141003_000000352042_00153_19245_8200.N1	04-NOV-2005 14:10:03	Bright	35.000	62	94Bet Leo	2.1360	9700.0	70	19245	No
111	GOM_NL__2PRFIN20051104_142735_000000382042_00153_19245_8201.N1	04-NOV-2005 14:27:35	Dark	37.500	99	Del Cen	2.5750	26000.	75	19245	No
112	GOM_NL__2PRFIN20051104_143244_000000402042_00154_19246_8189.N1	04-NOV-2005 14:32:44	Dark	39.500	91	Kap Vel	2.4900	26000.	79	19246	No
113	GOM_NL__2PRFIN20051104_144549_000000372042_00154_19246_8190.N1	04-NOV-2005 14:45:49	Dark	36.500	143	Alp Hyi	2.8570	7200.0	73	19246	No
114	GOM_NL__2PRFIN20051104_144711_000000462042_00154_19246_8191.N1	04-NOV-2005 14:47:11	Dark	46.000	9	Alp Eri	0.45300	24000.	92	19246	No
115	GOM_NL__2PRFIN20051104_145038_000000392042_00154_19246_8192.N1	04-NOV-2005 14:50:38	Straylight	39.000	157	The1Eri	2.9060	9300.0	78	19246	No
116	GOM_NL__2PRFIN20051104_151159_000000372042_00154_19246_8193.N1	04-NOV-2005 15:11:59	Bright	36.500	58	21Alp And	2.0730	11000.	73	19246	No
117	GOM_NL__2PRFIN20051104_151909_000000362042_00154_19246_8194.N1	04-NOV-2005 15:19:09	Bright	36.000	68	18Alp Cas	2.2250	4500.0	72	19246	No
118	GOM_NL__2PRFIN20051104_152823_000000362042_00154_19246_8195.N1	04-NOV-2005 15:28:23	Bright	35.500	49	1Alp UMi	1.9900	6300.0	71	19246	No
119	GOM_NL__2PRFIN20051104_153222_000000372042_00154_19246_8196.N1	04-NOV-2005 15:32:22	Bright	36.500	60	7Bet UMi	2.0810	3950.0	73	19246	No
120	GOM_NL__2PRFIN20051104_153812_000000462042_00154_19246_8197.N1	04-NOV-2005 15:38:12	Bright	46.000	32	77Eps UMa	1.7630	11000.	92	19246	No
121	GOM_NL__2PRFIN20051104_153935_000000332042_00154_19246_8198.N1	04-NOV-2005 15:39:35	Bright	33.000	39	85Eta UMa	1.8540	24000.	66	19246	No
122	GOM_NL__2PRFIN20051104_154308_000000392042_00154_19246_8199.N1	04-NOV-2005 15:43:08	Bright	38.500	152	12Alp2CVn	2.8900	11000.	77	19246	No
123	GOM_NL__2PRFIN20051104_155039_000000492042_00154_19246_8200.N1	04-NOV-2005 15:50:39	Bright	49.000	62	94Bet Leo	2.1360	9700.0	98	19246	No
124	GOM_NL__2PRFIN20051104_160811_000000372042_00154_19246_8201.N1	04-NOV-2005 16:08:11	Dark	36.500	99	Del Cen	2.5750	26000.	73	19246	No
125	GOM_NL__2PRFIN20051104_161320_000000412042_00155_19247_8189.N1	04-NOV-2005 16:13:20	Dark	41.000	91	Kap Vel	2.4900	26000.	82	19247	No
126	GOM_NL__2PRFIN20051104_162625_000000372042_00155_19247_8190.N1	04-NOV-2005 16:26:25	Dark	36.500	143	Alp Hyi	2.8570	7200.0	73	19247	No
127	GOM_NL__2PRFIN20051104_162747_000000442042_00155_19247_8191.N1	04-NOV-2005 16:27:47	Dark	43.500	9	Alp Eri	0.45300	24000.	87	19247	No
128	GOM_NL__2PRFIN20051104_163114_000000392042_00155_19247_8192.N1	04-NOV-2005 16:31:14	Straylight	39.000	157	The1Eri	2.9060	9300.0	78	19247	No
129	GOM_NL__2PRFIN20051104_165235_000000372042_00155_19247_8193.N1	04-NOV-2005 16:52:35	Bright	37.000	58	21Alp And	2.0730	11000.	74	19247	No
130	GOM_NL__2PRFIN20051104_165945_000000372042_00155_19247_8194.N1	04-NOV-2005 16:59:45	Bright	37.000	68	18Alp Cas	2.2250	4500.0	74	19247	No
131	GOM_NL__2PRFIN20051104_170859_000000362042_00155_19247_8195.N1	04-NOV-2005 17:08:59	Bright	35.500	49	1Alp UMi	1.9900	6300.0	71	19247	No
132	GOM_NL__2PRFIN20051104_171258_000000372042_00155_19247_8196.N1	04-NOV-2005 17:12:58	Bright	36.500	60	7Bet UMi	2.0810	3950.0	73	19247	No
133	GOM_NL__2PRFIN20051104_171848_000000332042_00155_19247_8197.N1	04-NOV-2005 17:18:48	Bright	32.500	32	77Eps UMa	1.7630	11000.	65	19247	No
134	GOM_NL__2PRFIN20051104_172011_000000332042_00155_19247_8198.N1	04-NOV-2005 17:20:11	Bright	32.500	39	85Eta UMa	1.8540	24000.	65	19247	No
135	GOM_NL__2PRFIN20051104_172344_000000332042_00155_19247_8199.N1	04-NOV-2005 17:23:44	Bright	33.000	152	12Alp2CVn	2.8900	11000.	66	19247	No
136	GOM_NL__2PRFIN20051104_173115_000000492042_00155_19247_8200.N1	04-NOV-2005 17:31:15	Bright	49.000	62	94Bet Leo	2.1360	9700.0	98	19247	No
137	GOM_NL__2PRFIN20051104_174847_000000392042_00155_19247_8201.N1	04-NOV-2005 17:48:47	Dark	38.500	99	Del Cen	2.5750	26000.	77	19247	No
138	GOM_NL__2PRFIN20051104_175357_000000392042_00156_19248_8190.N1	04-NOV-2005 17:53:57	Dark	39.000	91	Kap Vel	2.4900	26000.	78	19248	No
139	GOM_NL__2PRFIN20051104_180701_000000362042_00156_19248_8191.N1	04-NOV-2005 18:07:01	Dark	35.500	143	Alp Hyi	2.8570	7200.0	71	19248	No
140	GOM_NL__2PRFIN20051104_180824_000000442042_00156_19248_8192.N1	04-NOV-2005 18:08:24	Dark	43.500	9	Alp Eri	0.45300	24000.	87	19248	No
141	GOM_NL__2PRFIN20051104_181150_000000402042_00156_19248_8193.N1	04-NOV-2005 18:11:50	Straylight	40.000	157	The1Eri	2.9060	9300.0	80	19248	No
142	GOM_NL__2PRFIN20051104_183311_000000372042_00156_19248_8194.N1	04-NOV-2005 18:33:11	Bright	36.500	58	21Alp And	2.0730	11000.	73	19248	No
143	GOM_NL__2PRFIN20051104_184021_000000372042_00156_19248_8195.N1	04-NOV-2005 18:40:21	Bright	36.500	68	18Alp Cas	2.2250	4500.0	73	19248	No
144	GOM_NL__2PRFIN20051104_184935_000000372042_00156_19248_8196.N1	04-NOV-2005 18:49:35	Bright	36.500	49	1Alp UMi	1.9900	6300.0	73	19248	No
145	GOM_NL__2PRFIN20051104_185334_000000372042_00156_19248_8197.N1	04-NOV-2005 18:53:34	Bright	36.500	60	7Bet UMi	2.0810	3950.0	73	19248	No
146	GOM_NL__2PRFIN20051104_185924_000000352042_00156_19248_8198.N1	04-NOV-2005 18:59:24	Bright	35.000	32	77Eps UMa	1.7630	11000.	70	19248	No
147	GOM_NL__2PRFIN20051104_190047_000000352042_00156_19248_8199.N1	04-NOV-2005 19:00:47	Bright	35.000	39	85Eta UMa	1.8540	24000.	70	19248	No
148	GOM_NL__2PRFIN20051104_190421_000000332042_00156_19248_8200.N1	04-NOV-2005 19:04:21	Bright	33.000	152	12Alp2CVn	2.8900	11000.	66	19248	No
149	GOM_NL__2PRFIN20051104_191152_000000272042_00156_19248_8201.N1	04-NOV-2005 19:11:52	Bright	27.000	62	94Bet Leo	2.1360	9700.0	54	19248	No
150	GOM_NL__2PRFIN20051104_192923_000000362042_00156_19248_8202.N1	04-NOV-2005 19:29:23	Dark	36.000	99	Del Cen	2.5750	26000.	72	19248	No
151	GOM_NL__2PRFIN20051104_193040_000000402042_00156_19248_8203.N1	04-NOV-2005 19:30:40	Dark	40.000	113	Mu Vel	2.6920	5000.0	80	19248	No
152	GOM_NL__2PRFIN20051104_193434_000000412042_00157_19249_8191.N1	04-NOV-2005 19:34:34	Dark	41.000	91	Kap Vel	2.4900	26000.	82	19249	No
153	GOM_NL__2PRFIN20051104_194737_000000382042_00157_19249_8192.N1	04-NOV-2005 19:47:37	Dark	38.000	143	Alp Hyi	2.8570	7200.0	76	19249	No
154	GOM_NL__2PRFIN20051104_194900_000000452042_00157_19249_8193.N1	04-NOV-2005 19:49:00	Dark	44.500	9	Alp Eri	0.45300	24000.	89	19249	No
155	GOM_NL__2PRFIN20051104_195226_000000402042_00157_19249_8194.N1	04-NOV-2005 19:52:26	Straylight	39.500	157	The1Eri	2.9060	9300.0	79	19249	No
156	GOM_NL__2PRFIN20051104_201347_000000362042_00157_19249_8195.N1	04-NOV-2005 20:13:47	Bright	36.000	58	21Alp And	2.0730	11000.	72	19249	No
157	GOM_NL__2PRFIN20051104_202057_000000372042_00157_19249_8196.N1	04-NOV-2005 20:20:57	Bright	37.000	68	18Alp Cas	2.2250	4500.0	74	19249	No
158	GOM_NL__2PRFIN20051104_203011_000000362042_00157_19249_8197.N1	04-NOV-2005 20:30:11	Bright	36.000	49	1Alp UMi	1.9900	6300.0	72	19249	No
159	GOM_NL__2PRFIN20051104_203410_000000372042_00157_19249_8198.N1	04-NOV-2005 20:34:10	Bright	37.000	60	7Bet UMi	2.0810	3950.0	74	19249	No
160	GOM_NL__2PRFIN20051104_204000_000000362042_00157_19249_8199.N1	04-NOV-2005 20:40:00	Bright	36.000	32	77Eps UMa	1.7630	11000.	72	19249	No

161	GOM_NL__2PRFIN20051104_204123_000000352042_00157_19249_8200.N1	04-NOV-2005 20:41:23	Bright	34.500	39	85Eta UMa	1.8540	24000.	69	19249	No
162	GOM_NL__2PRFIN20051104_204457_000000332042_00157_19249_8201.N1	04-NOV-2005 20:44:57	Bright	32.500	152	12Alp2CVn	2.8900	11000.	65	19249	No
163	GOM_NL__2PRFIN20051104_205228_000000272042_00157_19249_8202.N1	04-NOV-2005 20:52:28	Tw_i_and_stray	26.500	62	94Bet Leo	2.1360	9700.0	53	19249	No
164	GOM_NL__2PRFIN20051104_210959_000000382042_00157_19249_8203.N1	04-NOV-2005 21:09:59	Dark	38.000	99	Del Cen	2.5750	26000.	76	19249	No
165	GOM_NL__2PRFIN20051104_211116_000000402042_00157_19249_8204.N1	04-NOV-2005 21:11:16	Dark	39.500	113	Mu Vel	2.6920	5000.0	79	19249	No
166	GOM_NL__2PRFIN20051104_211510_000000412042_00158_19250_8191.N1	04-NOV-2005 21:15:10	Dark	40.500	91	Kap Vel	2.4900	26000.	81	19250	No
167	GOM_NL__2PRFIN20051104_212813_000000382042_00158_19250_8192.N1	04-NOV-2005 21:28:13	Dark	37.500	143	Alp Hyi	2.8570	7200.0	75	19250	No
168	GOM_NL__2PRFIN20051104_212936_000000382042_00158_19250_8193.N1	04-NOV-2005 21:29:36	Dark	38.000	9	Alp Eri	0.45300	24000.	76	19250	No
169	GOM_NL__2PRFIN20051104_213302_000000402042_00158_19250_8194.N1	04-NOV-2005 21:33:02	Straylight	40.000	157	The1Eri	2.9060	9300.0	80	19250	No
170	GOM_NL__2PRFIN20051104_215424_000000352042_00158_19250_8195.N1	04-NOV-2005 21:54:24	Bright	35.000	58	21Alp And	2.0730	11000.	70	19250	No
171	GOM_NL__2PRFIN20051104_220133_000000372042_00158_19250_8196.N1	04-NOV-2005 22:01:33	Bright	37.000	68	18Alp Cas	2.2250	4500.0	74	19250	No
172	GOM_NL__2PRFIN20051104_221046_000000352042_00158_19250_8197.N1	04-NOV-2005 22:10:46	Bright	35.000	49	1Alp UMi	1.9900	6300.0	70	19250	No
173	GOM_NL__2PRFIN20051104_221446_000000332042_00158_19250_8198.N1	04-NOV-2005 22:14:46	Bright	32.500	60	7Bet UMi	2.0810	3950.0	65	19250	No
174	GOM_NL__2PRFIN20051104_222036_000000362042_00158_19250_8199.N1	04-NOV-2005 22:20:36	Bright	36.000	32	77Eps UMa	1.7630	11000.	72	19250	No
175	GOM_NL__2PRFIN20051104_222159_000000352042_00158_19250_8200.N1	04-NOV-2005 22:21:59	Bright	35.000	39	85Eta UMa	1.8540	24000.	70	19250	No
176	GOM_NL__2PRFIN20051104_222533_000000522042_00158_19250_8201.N1	04-NOV-2005 22:25:33	Bright	52.000	152	12Alp2CVn	2.8900	11000.	104	19250	No
177	GOM_NL__2PRFIN20051104_225035_000000382042_00158_19250_8203.N1	04-NOV-2005 22:50:35	Dark	37.500	99	Del Cen	2.5750	26000.	75	19250	No
178	GOM_NL__2PRFIN20051104_225152_000000392042_00158_19250_8204.N1	04-NOV-2005 22:51:52	Dark	39.000	113	Mu Vel	2.6920	5000.0	78	19250	No
179	GOM_NL__2PRFIN20051104_225546_000000412042_00159_19251_8211.N1	04-NOV-2005 22:55:46	Dark	40.500	91	Kap Vel	2.4900	26000.	81	19251	No
180	GOM_NL__2PRFIN20051104_230849_000000362042_00159_19251_8212.N1	04-NOV-2005 23:08:49	Dark	36.000	143	Alp Hyi	2.8570	7200.0	72	19251	No
181	GOM_NL__2PRFIN20051104_231012_000000422042_00159_19251_8213.N1	04-NOV-2005 23:10:12	Dark	42.000	9	Alp Eri	0.45300	24000.	84	19251	No
182	GOM_NL__2PRFIN20051104_231339_000000412042_00159_19251_8214.N1	04-NOV-2005 23:13:39	Straylight	41.000	157	The1Eri	2.9060	9300.0	82	19251	No
183	GOM_NL__2PRFIN20051104_233500_000000372042_00159_19251_8215.N1	04-NOV-2005 23:35:00	Bright	37.000	58	21Alp And	2.0730	11000.	74	19251	No
184	GOM_NL__2PRFIN20051104_234209_000000352042_00159_19251_8216.N1	04-NOV-2005 23:42:09	Bright	35.000	68	18Alp Cas	2.2250	4500.0	70	19251	No
185	GOM_NL__2PRFIN20051104_235122_000000332042_00159_19251_8217.N1	04-NOV-2005 23:51:22	Bright	32.500	49	1Alp UMi	1.9900	6300.0	65	19251	No
186	GOM_NL__2PRFIN20051104_235522_000000372042_00159_19251_8218.N1	04-NOV-2005 23:55:22	Bright	37.000	60	7Bet UMi	2.0810	3950.0	74	19251	No

3. Quality information per product

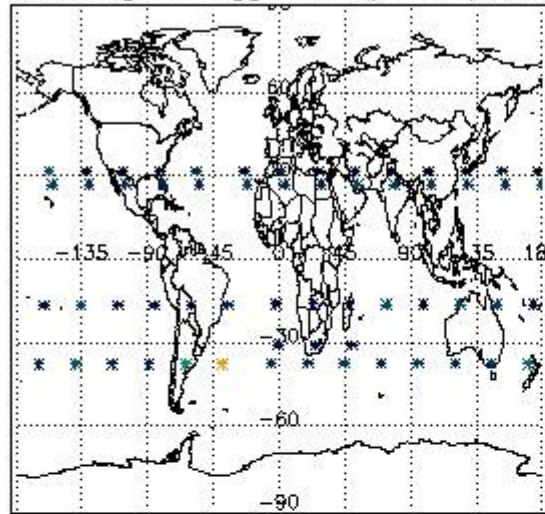
In this section it is plotted some information contained in the Quality Summary data set of the level 2 products. Only products in dark limb conditions and without errors (error flag in the MPH set to "0") are used.

3.1 Plot quality information per product (time dependant)

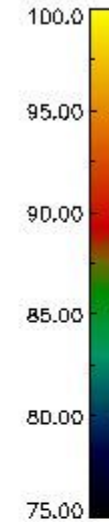
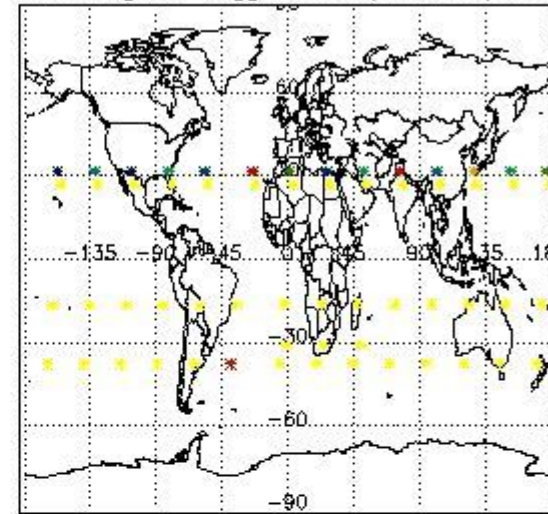


3.2 Plot quality information per product (world map)

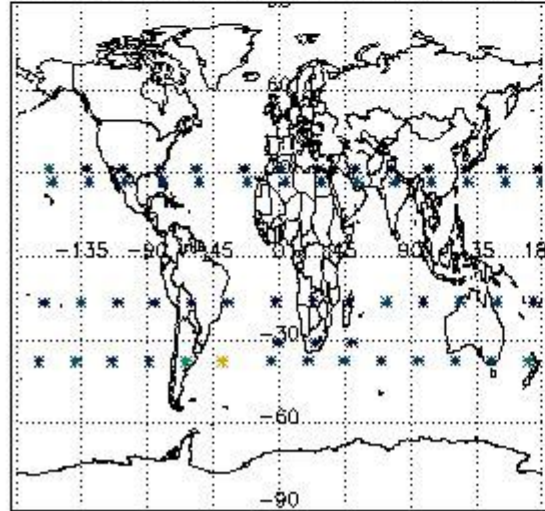
Percentage of flagged data per O3 profile



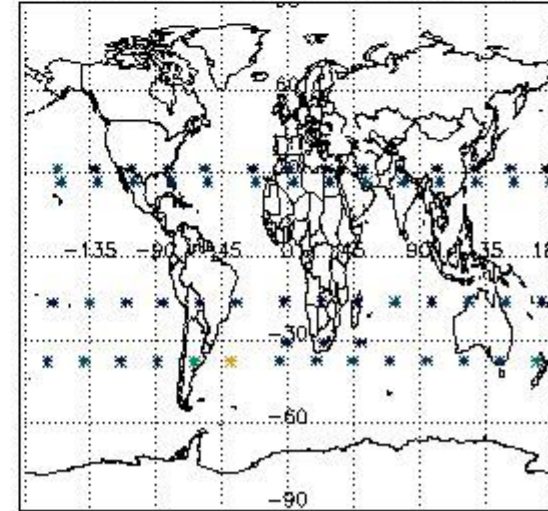
Percentage of flagged data per H2O profile



Percentage of flagged data per NO2 profile



Percentage of flagged data per NO3 profile

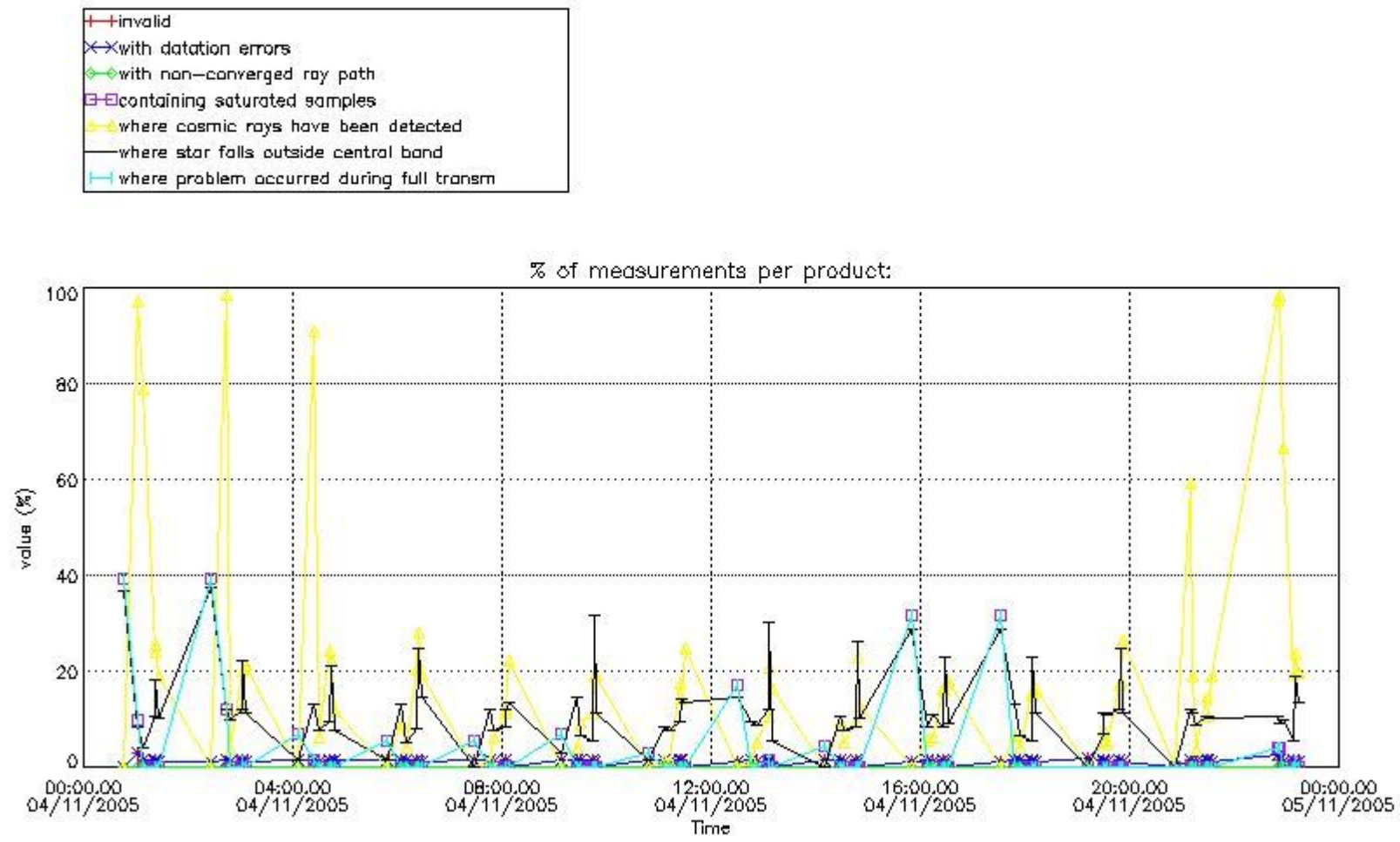


4. Level 1 quality information per product

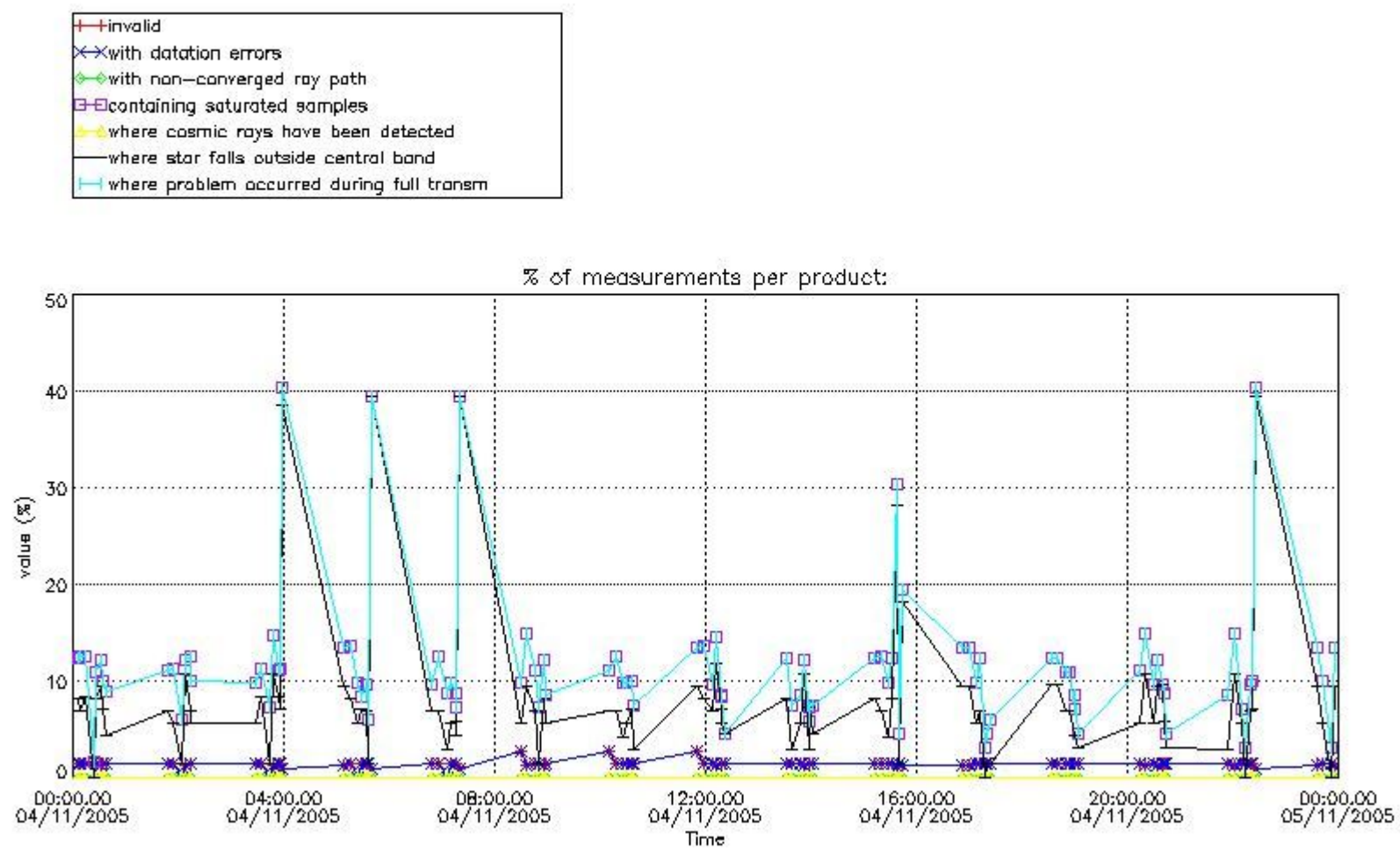
In this section it is plotted some information contained in the Quality Summary data set of the level 2 products that comes from the level 1b processing. Products without errors (error flag in the MPH set to "0") are used.

4.1 Plot quality information per product (time dependant) coming from level 1b processing

4.1.1 Plot level 1 quality information per product (time dependant): ENVISAT ASCENDING passes



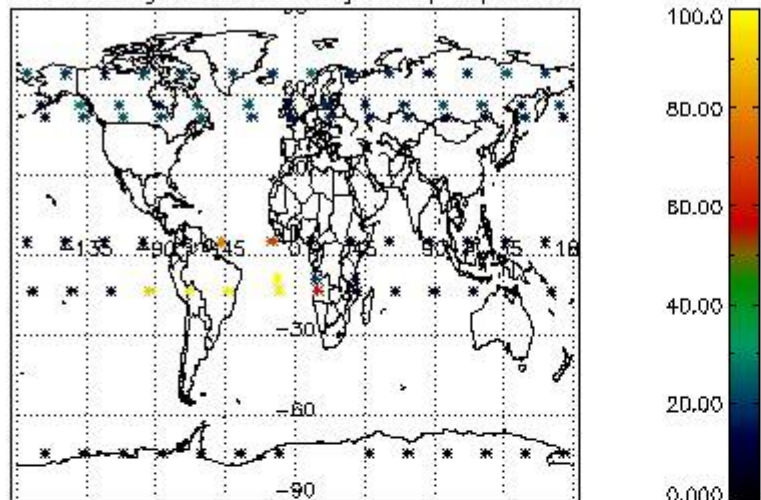
4.1.2 Plot level 1 quality information per product (time dependant): ENVI SAT DESCENDING passes



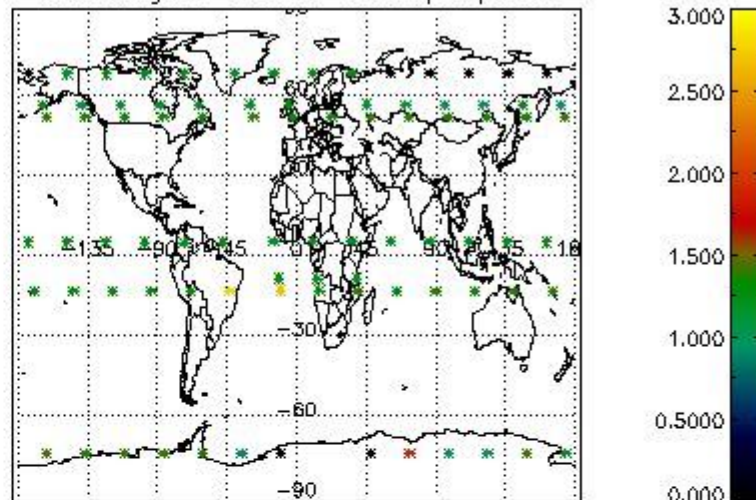
4.2 Plot quality information per product coming from level 1b processing (world map)

4.2.1 Plot level 1 quality information per product (world map): ENVISAT ASCENDING passes

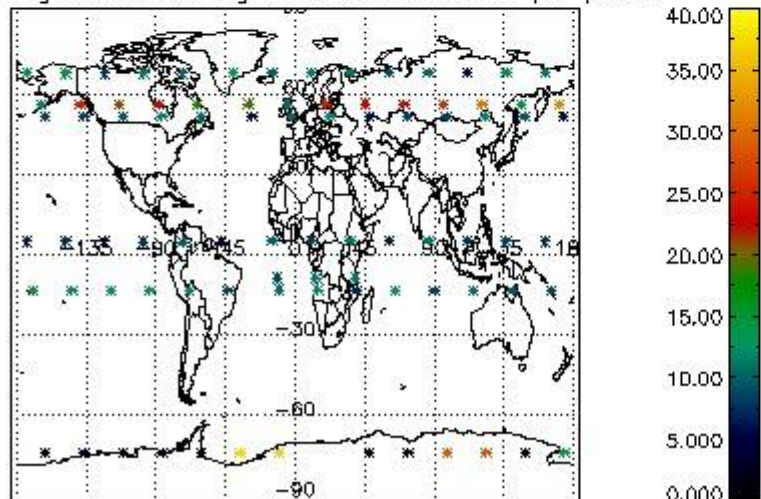
Percentage of cosmic ray hits per profile



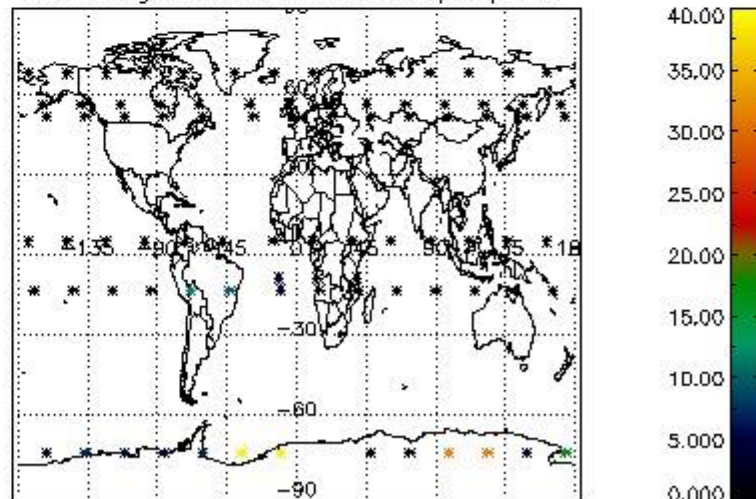
Percentage of datation errors per profile



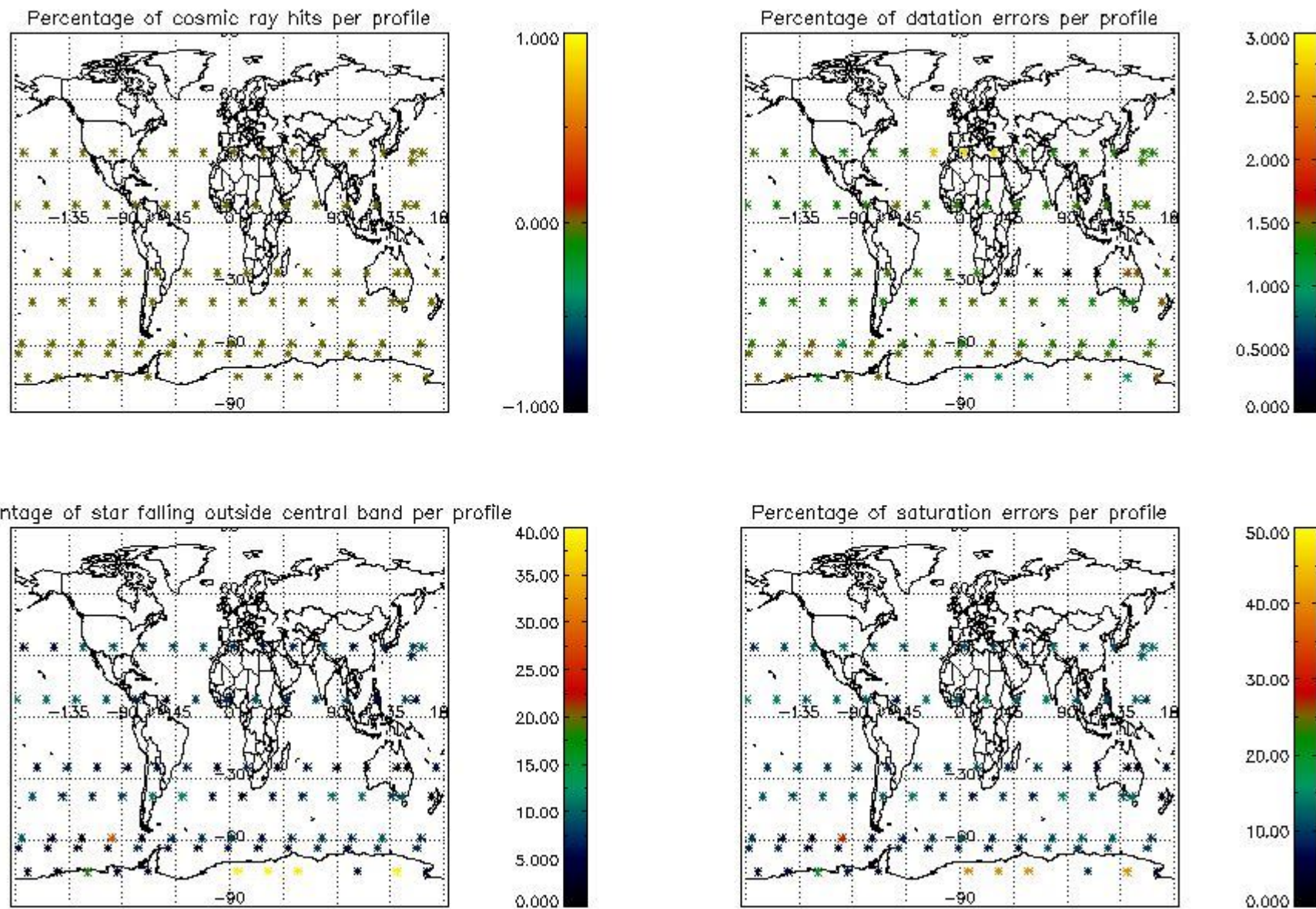
Percentage of star falling outside central band per profile



Percentage of saturation errors per profile



4.2.2 Plot level 1 quality information per product (world map): ENVISAT DESCENDING passes



5. Trace gas profiles

5.1 Ozone statistics based on quality of products

The final quality of the products can be "measured" using the STD (Standard Deviation) attached to every point profile. This information is written to the parameter GOM_NL__2P/NL_LOCAL_SPECIES_DENSITY/o3_std of the level 2 products. The table below shows the statistics for given STD ranges.

The statistics are given with respect to the overall valid production:

- Products without fatal errors: GOM_NL__2P/MPH/PRODUCT_ERR=0
- Valid point profile: GOM_NL__2P/NL_LOCAL_SPECIES_DENSITY/pcd(0)=0

The 'Criteria' is applied to valid points of dark limb products:

- Products in dark limb illumination condition: GOM_NL__2P/NL_SUMMARY_QUALITY/obs_ill_cond=0
- Products without fatal errors: GOM_NL__2P/MPH/PRODUCT_ERR=0
- Valid point profile: GOM_NL__2P/NL_LOCAL_SPECIES_DENSITY/pcd(0)=0

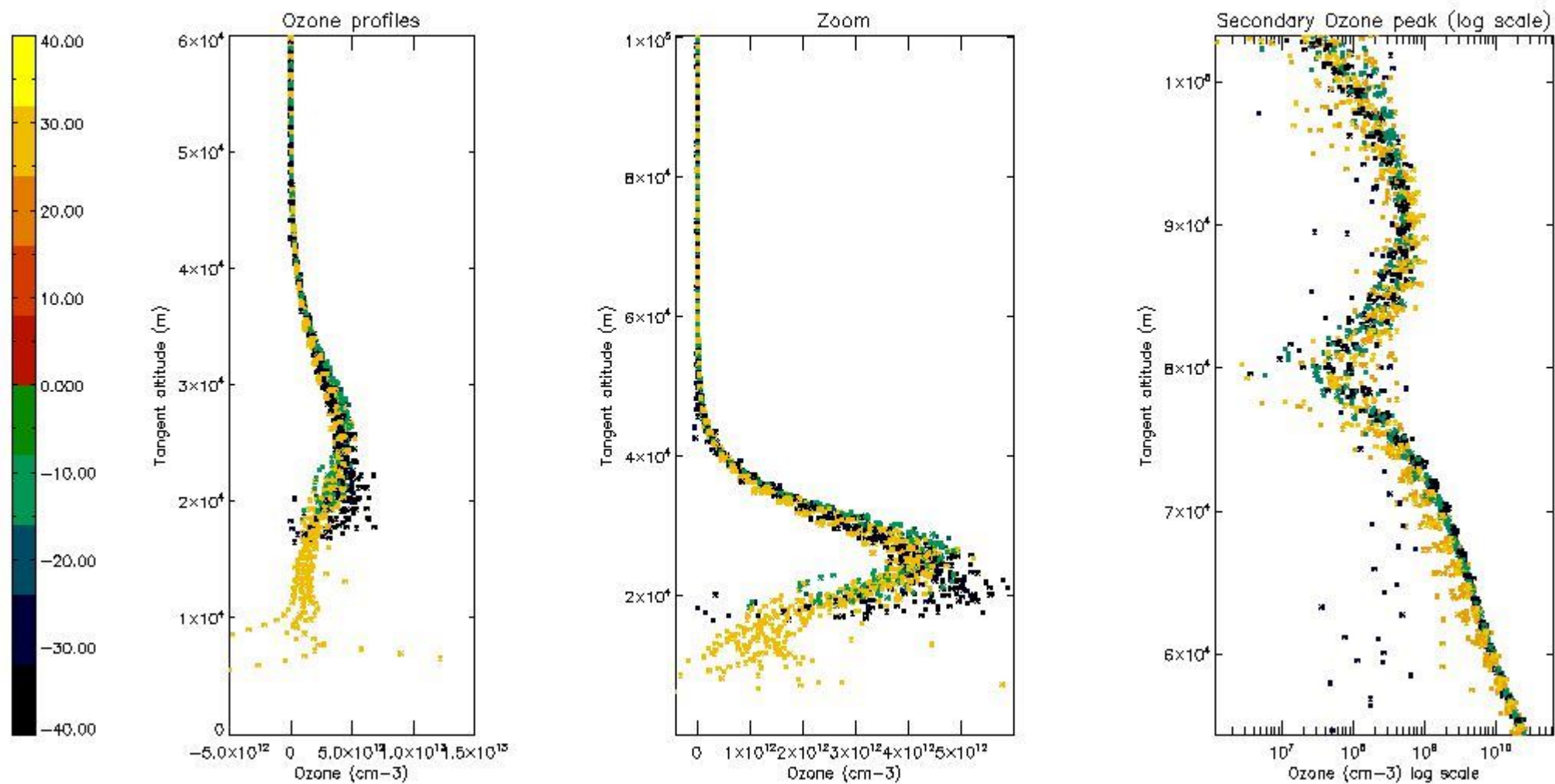
So, the table below shows the percentage of dark limb and valid observations for each criteria with respect to the overall valid daily observations.

Criteria	% of total production
All STD	34
STD < 20	23

STD < 10	18
STD < 5	12

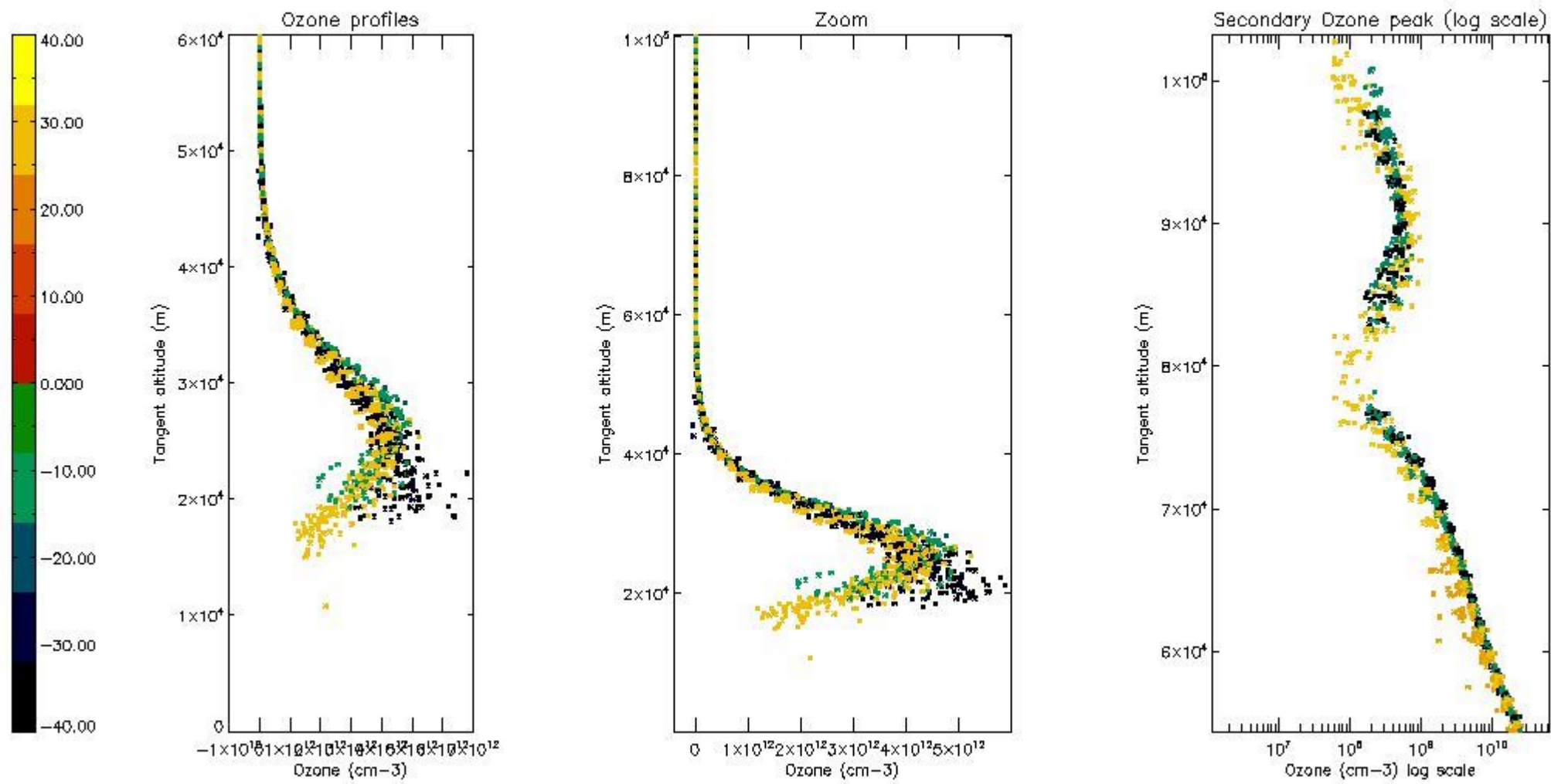
5.2 Plot ozone profiles for all STD (dark without errors)

The colorbar represents the latitude.



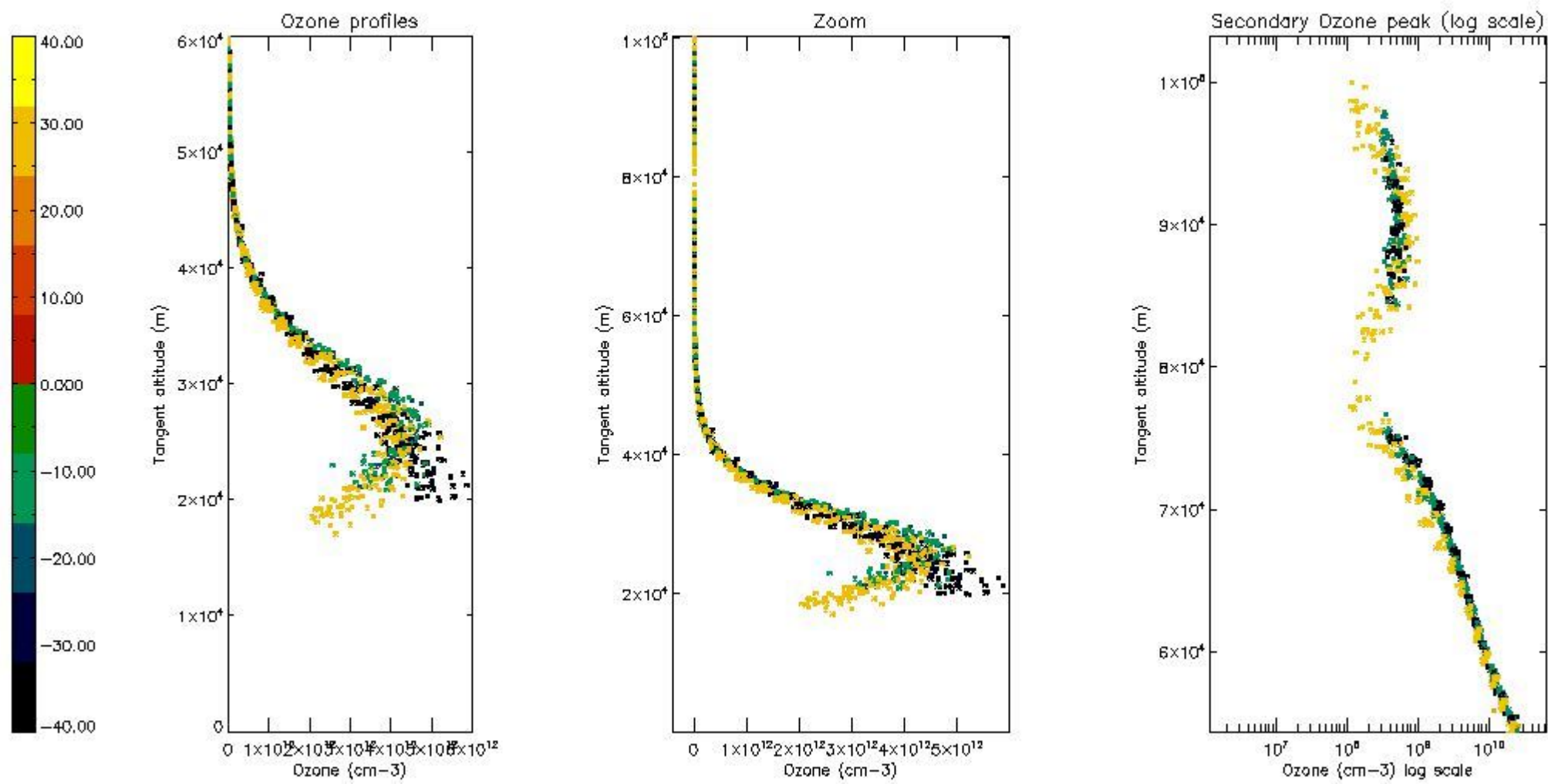
5.3 Plot ozone profiles where STD < 20% (dark without errors)

The colorbar represents the latitude.



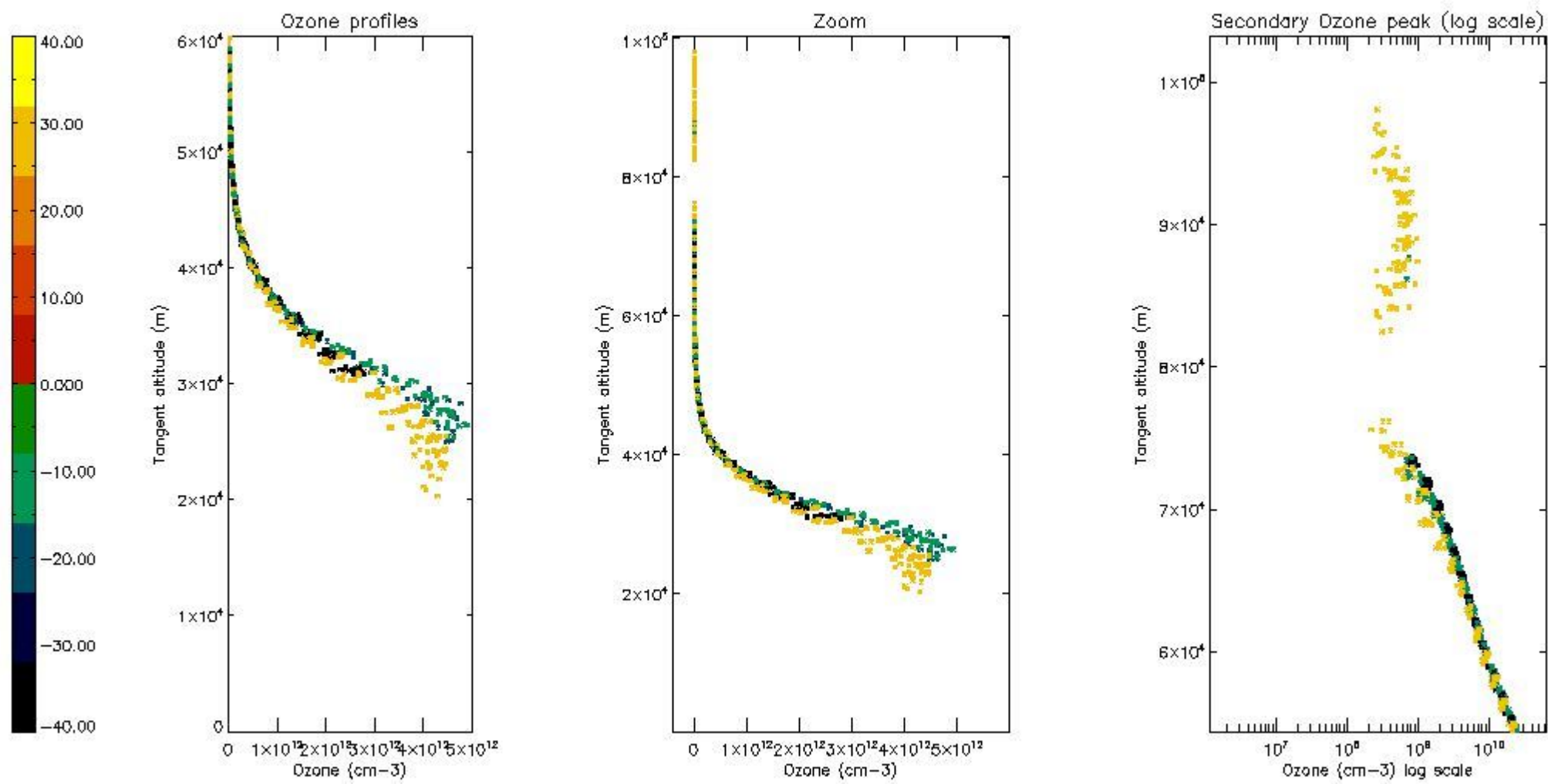
5.4 Plot ozone profiles where $STD < 10\%$ (dark without errors)

The colorbar represents the latitude.



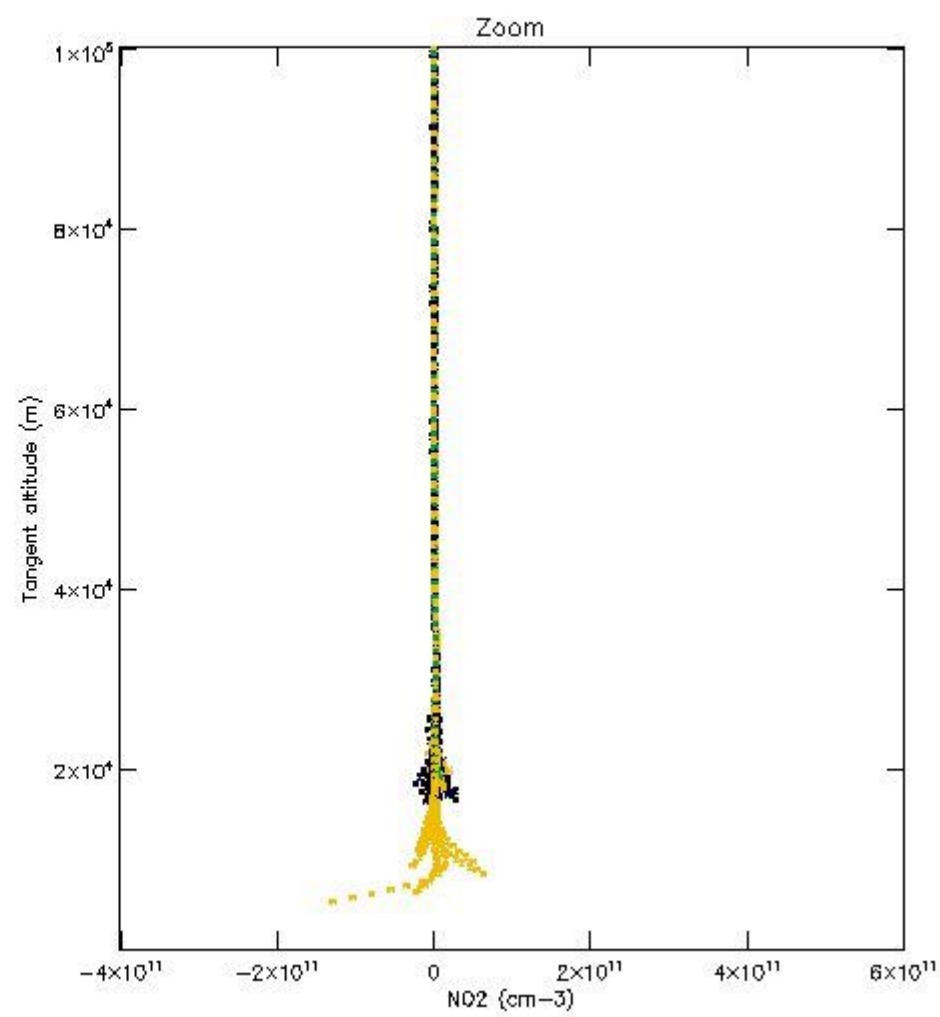
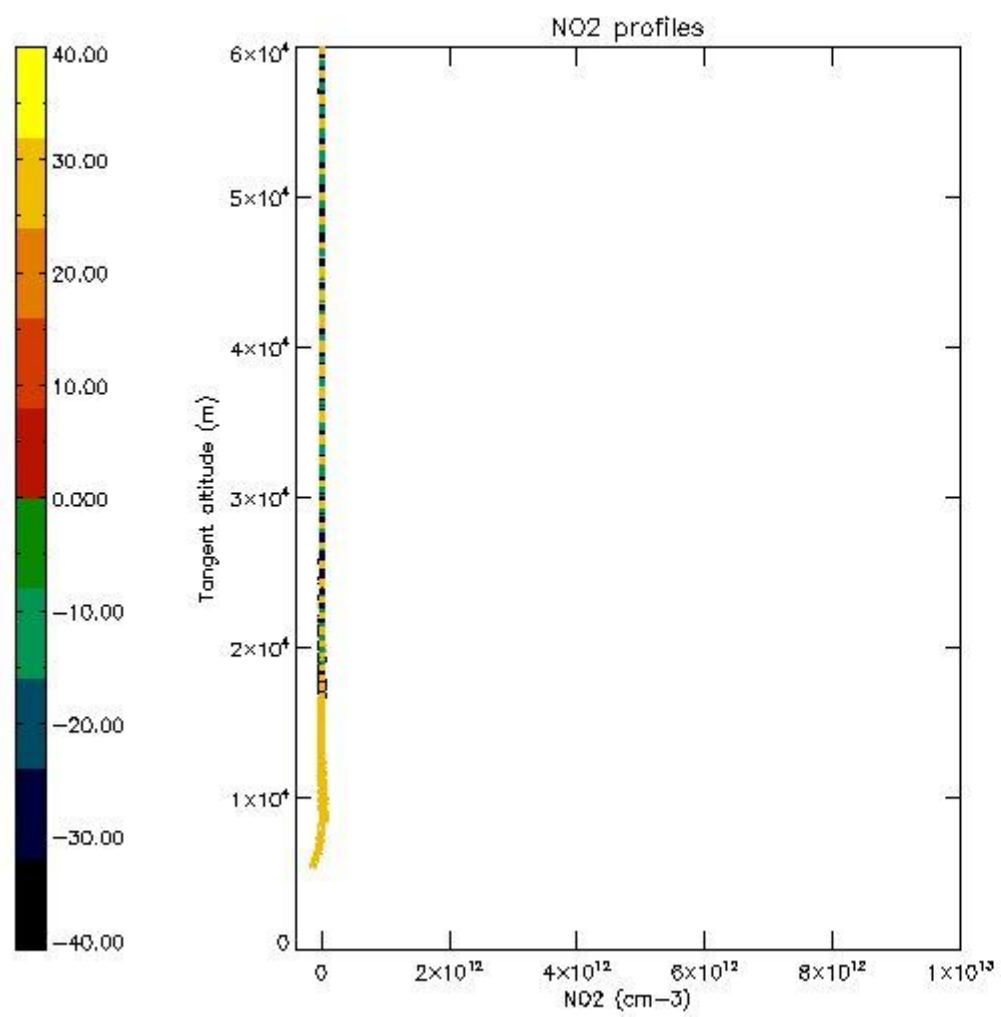
5.5 Plot ozone profiles where STD < 5% (dark without errors)

The colorbar represents the latitude.



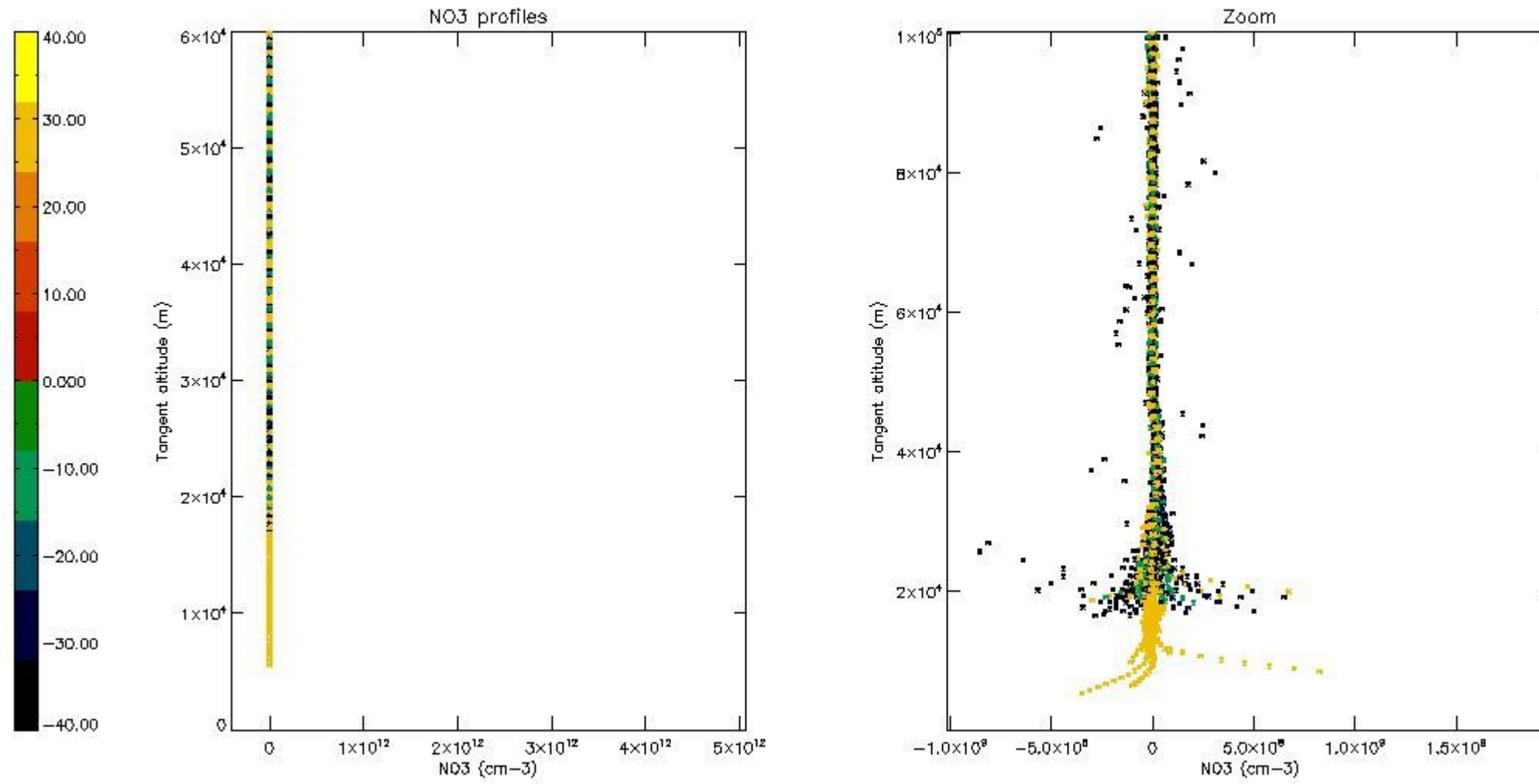
5.6 Plot NO₂ profiles for all STD (dark without errors)

The colorbar represents the latitude.



5.7 Plot NO3 profiles for all STD (dark without errors)

The colorbar represents the latitude.



6. Auxiliary Data Files used for the production reported in section 2

The number reported in the third column indicates since which file (see list in section 2) the corresponding auxiliary file has been used. The fourth column is the date of those product files.

Type	Auxiliary Filename	Used since product	Used since product date
INST_PHYS_CHARACTERISTICS	GOM_INS_AXVIEC20091111_143220_20030716_120000_20500101_000000	1	04-NOV-2005 00:06:33
LEVEL-2_PROC_CONFIG	GOM_PR2_AXVIEC20091111_152718_20020301_000000_20500101_000000	1	04-NOV-2005 00:06:33
CROSS_SECTIONS_FILE	GOM_CRS_AXVIEC20091111_154832_20020301_000000_20500101_000000	1	04-NOV-2005 00:06:33

GOMOS Level 2 Daily Report

SUMMARY

[1. General Info](#)

[2. Summary of processed GOM_NL_2P products](#)

[3. Level 2 Quality information per product](#)

[3.1 Plot of level 2 quality information per product \(time dependant\)](#)

[3.2 Plot of level 2 quality information per product \(world map\)](#)

[4. Level 1 Quality information per product \(stored on level 2 products\)](#)

[4.1 Plot of level 1 quality information per product \(time dependant\)](#)

[4.1.1 Plot of level 1 quality information per product \(time dependant\): ASCENDING](#)

[4.1.2 Plot of level 1 quality information per product \(time dependant\): DESCENDING](#)

[4.2 Plot of level 1 quality information per product \(world map\)](#)

[4.2.1 Plot of level 1 quality information per product \(world map\): ASCENDING](#)

[4.2.2 Plot of level 1 quality information per product \(world map\): DESCENDING](#)

[5. Ozone profiles based on quality statistics and other trace gas profiles](#)

[5.1 Ozone statistics based on quality of products](#)

[5.2 Plot ozone profiles for all STD \(dark without errors\)](#)

[5.3 Plot ozone profiles where STD < 20% \(dark without errors\)](#)

[5.4. Plot ozone profiles where STD < 10% \(dark without errors\)](#)

[5.5. Plot ozone profiles where STD < 5% \(dark without errors\)](#)

[5.6 Plot NO2 profiles for all STD \(dark without errors\)](#)

[5.7 Plot NO3 profiles for all STD \(dark without errors\)](#)

[5.8 Plot H2O profiles \(only for occultations of stars 1,2,3,4,13,14,16,26,63 dark without errors\) for all STD](#)

[6. Auxiliary Data Files used for the production reported in section 2](#)

This report presents the daily analysis on parameters extracted from GOMOS level 2 data (GOM_NL__2P). It is intended to monitor some important parameters that will impact the quality of these products. A list of level 2 products (and content) that have arrived during the reporting day to the PCF is also given.

Item	Value
Time of report generation	18APR2013 12:15:48
Data source version	GOMOS/6.01
Start time of products	04-11-2005 (04NOV2005 00:00:00)
Stop time of products	05-11-2005 (05NOV2005 00:00:00)
Store outputs in DB	Yes
Nb of level 2 prods	186
Nb of prods with errors	0

2. Summary of processed GOM_NL__2P products.

Nr	Filename	UTC Start time	Limb	Duration	Star Id	Star Name	Star Mag	Star Temp	Nb Meas	Orbit	Prod. error
1	GOM_NL__2PRFIN20051104_000633_000000372042_00145_19237_8173.N1	04-NOV-2005 00:06:33	Bright	36.500	58	21Alp And	2.0730	11000.	73	19237	No
2	GOM_NL__2PRFIN20051104_000750_000000362042_00145_19237_8174.N1	04-NOV-2005 00:07:50	Bright	36.000	53	43Bet And	2.0480	3300.0	72	19237	No
3	GOM_NL__2PRFIN20051104_001345_000000362042_00145_19237_8175.N1	04-NOV-2005 00:13:45	Bright	36.000	68	18Alp Cas	2.2250	4500.0	72	19237	No
4	GOM_NL__2PRFIN20051104_002300_000000322042_00145_19237_8176.N1	04-NOV-2005 00:23:00	Bright	32.000	49	1Alp UMi	1.9900	6300.0	64	19237	No
5	GOM_NL__2PRFIN20051104_002657_000000372042_00145_19237_8177.N1	04-NOV-2005 00:26:57	Bright	36.500	60	7Bet UMi	2.0810	3950.0	73	19237	No
6	GOM_NL__2PRFIN20051104_003248_000000372042_00145_19237_8178.N1	04-NOV-2005 00:32:48	Bright	37.000	32	77Eps UMa	1.7630	11000.	74	19237	No
7	GOM_NL__2PRFIN20051104_003410_000000352042_00145_19237_8179.N1	04-NOV-2005 00:34:10	Bright	35.000	39	85Eta UMa	1.8540	24000.	70	19237	No
8	GOM_NL__2PRFIN20051104_003744_000000342042_00145_19237_8180.N1	04-NOV-2005 00:37:44	Bright	34.000	152	12Alp2CVn	2.8900	11000.	68	19237	No
9	GOM_NL__2PRFIN20051104_004513_000000552042_00145_19237_8181.N1	04-NOV-2005 00:45:13	Bright	54.500	62	94Bet Leo	2.1360	9700.0	109	19237	No
10	GOM_NL__2PRFIN20051104_010246_000000362042_00145_19237_8182.N1	04-NOV-2005 01:02:46	Dark	36.000	99	Del Cen	2.5750	26000.	72	19237	No
11	GOM_NL__2PRFIN20051104_010752_000000382042_00146_19238_8169.N1	04-NOV-2005 01:07:52	Dark	38.000	91	Kap Vel	2.4900	26000.	76	19238	No
12	GOM_NL__2PRFIN20051104_012100_000000382042_00146_19238_8170.N1	04-NOV-2005 01:21:00	Dark	37.500	143	Alp Hyi	2.8570	7200.0	75	19238	No
13	GOM_NL__2PRFIN20051104_012223_000000412042_00146_19238_8171.N1	04-NOV-2005 01:22:23	Dark	41.000	9	Alp Eri	0.45300	24000.	82	19238	No
14	GOM_NL__2PRFIN20051104_012548_000000402042_00146_19238_8172.N1	04-NOV-2005 01:25:48	Straylight	40.000	157	The1Eri	2.9060	9300.0	80	19238	No
15	GOM_NL__2PRFIN20051104_014709_000000362042_00146_19238_8173.N1	04-NOV-2005 01:47:09	Bright	36.000	58	21Alp And	2.0730	11000.	72	19238	No
16	GOM_NL__2PRFIN20051104_015421_000000362042_00146_19238_8174.N1	04-NOV-2005 01:54:21	Bright	35.500	68	18Alp Cas	2.2250	4500.0	71	19238	No
17	GOM_NL__2PRFIN20051104_020335_000000332042_00146_19238_8175.N1	04-NOV-2005 02:03:35	Bright	33.000	49	1Alp UMi	1.9900	6300.0	66	19238	No
18	GOM_NL__2PRFIN20051104_020733_000000372042_00146_19238_8176.N1	04-NOV-2005 02:07:33	Bright	37.000	60	7Bet UMi	2.0810	3950.0	74	19238	No
19	GOM_NL__2PRFIN20051104_021324_000000362042_00146_19238_8177.N1	04-NOV-2005 02:13:24	Bright	36.000	32	77Eps UMa	1.7630	11000.	72	19238	No
20	GOM_NL__2PRFIN20051104_021446_000000352042_00146_19238_8178.N1	04-NOV-2005 02:14:46	Bright	35.000	39	85Eta UMa	1.8540	24000.	70	19238	No
21	GOM_NL__2PRFIN20051104_022550_000000552042_00146_19238_8179.N1	04-NOV-2005 02:25:50	Bright	55.000	62	94Bet Leo	2.1360	9700.0	110	19238	No
22	GOM_NL__2PRFIN20051104_024322_000000382042_00146_19238_8180.N1	04-NOV-2005 02:43:22	Dark	37.500	99	Del Cen	2.5750	26000.	75	19238	No
23	GOM_NL__2PRFIN20051104_024828_000000412042_00147_19239_8169.N1	04-NOV-2005 02:48:28	Dark	40.500	91	Kap Vel	2.4900	26000.	81	19239	No
24	GOM_NL__2PRFIN20051104_030136_000000382042_00147_19239_8170.N1	04-NOV-2005 03:01:36	Dark	37.500	143	Alp Hyi	2.8570	7200.0	75	19239	No
25	GOM_NL__2PRFIN20051104_030259_000000432042_00147_19239_8171.N1	04-NOV-2005 03:02:59	Dark	43.000	9	Alp Eri	0.45300	24000.	86	19239	No
26	GOM_NL__2PRFIN20051104_030624_000000402042_00147_19239_8172.N1	04-NOV-2005 03:06:24	Straylight	40.000	157	The1Eri	2.9060	9300.0	80	19239	No
27	GOM_NL__2PRFIN20051104_032745_000000362042_00147_19239_8173.N1	04-NOV-2005 03:27:45	Bright	35.500	58	21Alp And	2.0730	11000.	71	19239	No
28	GOM_NL__2PRFIN20051104_033457_000000362042_00147_19239_8174.N1	04-NOV-2005 03:34:57	Bright	35.500	68	18Alp Cas	2.2250	4500.0	71	19239	No
29	GOM_NL__2PRFIN20051104_034411_000000342042_00147_19239_8175.N1	04-NOV-2005 03:44:11	Bright	34.000	49	1Alp UMi	1.9900	6300.0	68	19239	No
30	GOM_NL__2PRFIN20051104_034809_000000382042_00147_19239_8176.N1	04-NOV-2005 03:48:09	Bright	37.500	60	7Bet UMi	2.0810	3950.0	75	19239	No
31	GOM_NL__2PRFIN20051104_035400_000000362042_00147_19239_8177.N1	04-NOV-2005 03:54:00	Bright	36.000	32	77Eps UMa	1.7630	11000.	72	19239	No
32	GOM_NL__2PRFIN20051104_035522_000000362042_00147_19239_8178.N1	04-NOV-2005 03:55:22	Bright	35.500	39	85Eta UMa	1.8540	24000.	71	19239	No
33	GOM_NL__2PRFIN20051104_035856_000000522042_00147_19239_8179.N1	04-NOV-2005 03:58:56	Bright	52.000	152	12Alp2CVn	2.8900	11000.	104	19239	No
34	GOM_NL__2PRFIN20051104_040626_000000372042_00147_19239_8180.N1	04-NOV-2005 04:06:26	Bright	36.500	62	94Bet Leo	2.1360	9700.0	73	19239	No
35	GOM_NL__2PRFIN20051104_042358_000000382042_00147_19239_8181.N1	04-NOV-2005 04:23:58	Dark	38.000	99	Del Cen	2.5750	26000.	76	19239	No
36	GOM_NL__2PRFIN20051104_042905_000000402042_00148_19240_8169.N1	04-NOV-2005 04:29:05	Dark	39.500	91	Kap Vel	2.4900	26000.	79	19240	No
37	GOM_NL__2PRFIN20051104_044212_000000372042_00148_19240_8170.N1	04-NOV-2005 04:42:12	Dark	37.000	143	Alp Hyi	2.8570	7200.0	74	19240	No
38	GOM_NL__2PRFIN20051104_044335_000000432042_00148_19240_8171.N1	04-NOV-2005 04:43:35	Dark	43.000	9	Alp Eri	0.45300	24000.	86	19240	No
39	GOM_NL__2PRFIN20051104_044700_000000392042_00148_19240_8172.N1	04-NOV-2005 04:47:00	Straylight	39.000	157	The1Eri	2.9060	9300.0	78	19240	No
40	GOM_NL__2PRFIN20051104_050822_000000372042_00148_19240_8173.N1	04-NOV-2005 05:08:22	Bright	37.000	58	21Alp And	2.0730	11000.	74	19240	No
41	GOM_NL__2PRFIN20051104_051533_000000372042_00148_19240_8174.N1	04-NOV-2005 05:15:33	Bright	36.500	68	18Alp Cas	2.2250	4500.0	73	19240	No
42	GOM_NL__2PRFIN20051104_052447_000000362042_00148_19240_8175.N1	04-NOV-2005 05:24:47	Bright	35.500	49	1Alp UMi	1.9900	6300.0	71	19240	No

43	GOM_NL__2PRFIN20051104_052845_000000362042_00148_19240_8176.N1	04-NOV-2005 05:28:45	Bright	35.500	60	7Bet UMi	2.0810	3950.0	71	19240	No
44	GOM_NL__2PRFIN20051104_053436_000000362042_00148_19240_8177.N1	04-NOV-2005 05:34:36	Bright	36.000	32	77Eps UMa	1.7630	11000.	72	19240	No
45	GOM_NL__2PRFIN20051104_053558_000000332042_00148_19240_8178.N1	04-NOV-2005 05:35:58	Bright	33.000	39	85Eta UMa	1.8540	24000.	66	19240	No
46	GOM_NL__2PRFIN20051104_053932_000000522042_00148_19240_8179.N1	04-NOV-2005 05:39:32	Bright	52.000	152	12Alp2CVn	2.8900	11000.	104	19240	No
47	GOM_NL__2PRFIN20051104_054702_000000362042_00148_19240_8180.N1	04-NOV-2005 05:47:02	Bright	36.000	62	94Bet Leo	2.1360	9700.0	72	19240	No
48	GOM_NL__2PRFIN20051104_060434_000000382042_00148_19240_8181.N1	04-NOV-2005 06:04:34	Dark	38.000	99	Del Cen	2.5750	26000.	76	19240	No
49	GOM_NL__2PRFIN20051104_060941_000000392042_00149_19241_8189.N1	04-NOV-2005 06:09:41	Dark	39.000	91	Kap Vel	2.4900	26000.	78	19241	No
50	GOM_NL__2PRFIN20051104_062249_000000372042_00149_19241_8190.N1	04-NOV-2005 06:22:49	Dark	37.000	143	Alp Hyi	2.8570	7200.0	74	19241	No
51	GOM_NL__2PRFIN20051104_062411_000000452042_00149_19241_8191.N1	04-NOV-2005 06:24:11	Dark	44.500	9	Alp Eri	0.45300	24000.	89	19241	No
52	GOM_NL__2PRFIN20051104_062736_000000422042_00149_19241_8192.N1	04-NOV-2005 06:27:36	Straylight	41.500	157	The1Eri	2.9060	9300.0	83	19241	No
53	GOM_NL__2PRFIN20051104_064858_000000362042_00149_19241_8193.N1	04-NOV-2005 06:48:58	Bright	36.000	58	21Alp And	2.0730	11000.	72	19241	No
54	GOM_NL__2PRFIN20051104_065609_000000362042_00149_19241_8194.N1	04-NOV-2005 06:56:09	Bright	36.000	68	18Alp Cas	2.2250	4500.0	72	19241	No
55	GOM_NL__2PRFIN20051104_070523_000000352042_00149_19241_8195.N1	04-NOV-2005 07:05:23	Bright	34.500	49	1Alp UMi	1.9900	6300.0	69	19241	No
56	GOM_NL__2PRFIN20051104_070921_000000362042_00149_19241_8196.N1	04-NOV-2005 07:09:21	Bright	35.500	60	7Bet UMi	2.0810	3950.0	71	19241	No
57	GOM_NL__2PRFIN20051104_071512_000000352042_00149_19241_8197.N1	04-NOV-2005 07:15:12	Bright	34.500	32	77Eps UMa	1.7630	11000.	69	19241	No
58	GOM_NL__2PRFIN20051104_071634_000000342042_00149_19241_8198.N1	04-NOV-2005 07:16:34	Bright	34.000	39	85Eta UMa	1.8540	24000.	68	19241	No
59	GOM_NL__2PRFIN20051104_072008_000000522042_00149_19241_8199.N1	04-NOV-2005 07:20:08	Bright	52.000	152	12Alp2CVn	2.8900	11000.	104	19241	No
60	GOM_NL__2PRFIN20051104_072738_000000362042_00149_19241_8200.N1	04-NOV-2005 07:27:38	Bright	36.000	62	94Bet Leo	2.1360	9700.0	72	19241	No
61	GOM_NL__2PRFIN20051104_074510_000000382042_00149_19241_8201.N1	04-NOV-2005 07:45:10	Dark	38.000	99	Del Cen	2.5750	26000.	76	19241	No
62	GOM_NL__2PRFIN20051104_075018_000000402042_00150_19242_8189.N1	04-NOV-2005 07:50:18	Dark	39.500	91	Kap Vel	2.4900	26000.	79	19242	No
63	GOM_NL__2PRFIN20051104_080325_000000362042_00150_19242_8190.N1	04-NOV-2005 08:03:25	Dark	36.000	143	Alp Hyi	2.8570	7200.0	72	19242	No
64	GOM_NL__2PRFIN20051104_080447_000000382042_00150_19242_8191.N1	04-NOV-2005 08:04:47	Dark	38.000	9	Alp Eri	0.45300	24000.	76	19242	No
65	GOM_NL__2PRFIN20051104_080813_000000412042_00150_19242_8192.N1	04-NOV-2005 08:08:13	Straylight	40.500	157	The1Eri	2.9060	9300.0	81	19242	No
66	GOM_NL__2PRFIN20051104_082934_000000362042_00150_19242_8193.N1	04-NOV-2005 08:29:34	Bright	35.500	58	21Alp And	2.0730	11000.	71	19242	No
67	GOM_NL__2PRFIN20051104_083645_000000372042_00150_19242_8194.N1	04-NOV-2005 08:36:45	Bright	37.000	68	18Alp Cas	2.2250	4500.0	74	19242	No
68	GOM_NL__2PRFIN20051104_084559_000000362042_00150_19242_8195.N1	04-NOV-2005 08:45:59	Bright	36.000	49	1Alp UMi	1.9900	6300.0	72	19242	No
69	GOM_NL__2PRFIN20051104_084957_000000342042_00150_19242_8196.N1	04-NOV-2005 08:49:57	Bright	34.000	60	7Bet UMi	2.0810	3950.0	68	19242	No
70	GOM_NL__2PRFIN20051104_085548_000000372042_00150_19242_8197.N1	04-NOV-2005 08:55:48	Bright	37.000	32	77Eps UMa	1.7630	11000.	74	19242	No
71	GOM_NL__2PRFIN20051104_085710_000000352042_00150_19242_8198.N1	04-NOV-2005 08:57:10	Bright	35.000	39	85Eta UMa	1.8540	24000.	70	19242	No
72	GOM_NL__2PRFIN20051104_090814_000000372042_00150_19242_8199.N1	04-NOV-2005 09:08:14	Bright	36.500	62	94Bet Leo	2.1360	9700.0	73	19242	No
73	GOM_NL__2PRFIN20051104_092547_000000382042_00150_19242_8200.N1	04-NOV-2005 09:25:47	Dark	38.000	99	Del Cen	2.5750	26000.	76	19242	No
74	GOM_NL__2PRFIN20051104_093054_000000392042_00151_19243_8189.N1	04-NOV-2005 09:30:54	Dark	39.000	91	Kap Vel	2.4900	26000.	78	19243	No
75	GOM_NL__2PRFIN20051104_094401_000000362042_00151_19243_8190.N1	04-NOV-2005 09:44:01	Dark	35.500	143	Alp Hyi	2.8570	7200.0	71	19243	No
76	GOM_NL__2PRFIN20051104_094523_000000492042_00151_19243_8191.N1	04-NOV-2005 09:45:23	Dark	49.000	9	Alp Eri	0.45300	24000.	98	19243	No
77	GOM_NL__2PRFIN20051104_094849_000000402042_00151_19243_8192.N1	04-NOV-2005 09:48:49	Straylight	39.500	157	The1Eri	2.9060	9300.0	79	19243	No
78	GOM_NL__2PRFIN20051104_101010_000000362042_00151_19243_8193.N1	04-NOV-2005 10:10:10	Bright	36.000	58	21Alp And	2.0730	11000.	72	19243	No
79	GOM_NL__2PRFIN20051104_101721_000000362042_00151_19243_8194.N1	04-NOV-2005 10:17:21	Bright	36.000	68	18Alp Cas	2.2250	4500.0	72	19243	No
80	GOM_NL__2PRFIN20051104_102635_000000362042_00151_19243_8195.N1	04-NOV-2005 10:26:35	Bright	35.500	49	1Alp UMi	1.9900	6300.0	71	19243	No
81	GOM_NL__2PRFIN20051104_103033_000000362042_00151_19243_8196.N1	04-NOV-2005 10:30:33	Bright	35.500	60	7Bet UMi	2.0810	3950.0	71	19243	No
82	GOM_NL__2PRFIN20051104_103624_000000352042_00151_19243_8197.N1	04-NOV-2005 10:36:24	Bright	35.000	32	77Eps UMa	1.7630	11000.	70	19243	No
83	GOM_NL__2PRFIN20051104_103747_000000342042_00151_19243_8198.N1	04-NOV-2005 10:37:47	Bright	33.500	39	85Eta UMa	1.8540	24000.	67	19243	No
84	GOM_NL__2PRFIN20051104_104851_000000352042_00151_19243_8199.N1	04-NOV-2005 10:48:51	Bright	35.000	62	94Bet Leo	2.1360	9700.0	70	19243	No
85	GOM_NL__2PRFIN20051104_110623_000000372042_00151_19243_8200.N1	04-NOV-2005 11:06:23	Dark	36.500	99	Del Cen	2.5750	26000.	73	19243	No
86	GOM_NL__2PRFIN20051104_111131_000000402042_00152_19244_8189.N1	04-NOV-2005 11:11:31	Dark	39.500	91	Kap Vel	2.4900	26000.	79	19244	No
87	GOM_NL__2PRFIN20051104_112437_000000372042_00152_19244_8190.N1	04-NOV-2005 11:24:37	Dark	37.000	143	Alp Hyi	2.8570	7200.0	74	19244	No
88	GOM_NL__2PRFIN20051104_112559_000000392042_00152_19244_8191.N1	04-NOV-2005 11:25:59	Dark	39.000	9	Alp Eri	0.45300	24000.	78	19244	No
89	GOM_NL__2PRFIN20051104_112925_000000412042_00152_19244_8192.N1	04-NOV-2005 11:29:25	Straylight	40.500	157	The1Eri	2.9060	9300.0	81	19244	No
90	GOM_NL__2PRFIN20051104_115046_000000372042_00152_19244_8193.N1	04-NOV-2005 11:50:46	Bright	37.000	58	21Alp And	2.0730	11000.	74	19244	No
91	GOM_NL__2PRFIN20051104_115757_000000372042_00152_19244_8194.N1	04-NOV-2005 11:57:57	Bright	36.500	68	18Alp Cas	2.2250	4500.0	73	19244	No
92	GOM_NL__2PRFIN20051104_120711_000000362042_00152_19244_8195.N1	04-NOV-2005 12:07:11	Bright	36.000	49	1Alp UMi	1.9900	6300.0	72	19244	No
93	GOM_NL__2PRFIN20051104_121109_000000382042_00152_19244_8196.N1	04-NOV-2005 12:11:09	Bright	38.000	60	7Bet UMi	2.0810	3950.0	76	19244	No
94	GOM_NL__2PRFIN20051104_121700_000000362042_00152_19244_8197.N1	04-NOV-2005 12:17:00	Bright	35.500	32	77Eps UMa	1.7630	11000.	71	19244	No
95	GOM_NL__2PRFIN20051104_121822_000000352042_00152_19244_8198.N1	04-NOV-2005 12:18:22	Bright	35.000	39	85Eta UMa	1.8540	24000.	70	19244	No
96	GOM_NL__2PRFIN20051104_122156_000000342042_00152_19244_8199.N1	04-NOV-2005 12:21:56	Bright	33.500	152	12Alp2CVn	2.8900	11000.	67	19244	No
97	GOM_NL__2PRFIN20051104_122927_000000412042_00152_19244_8200.N1	04-NOV-2005 12:29:27	Bright	41.000	62	94Bet Leo	2.1360	9700.0	82	19244	No
98	GOM_NL__2PRFIN20051104_124659_000000372042_00152_19244_8201.N1	04-NOV-2005 12:46:59	Dark	36.500	99	Del Cen	2.5750	26000.	73	19244	No
99	GOM_NL__2PRFIN20051104_125207_000000402042_00153_19245_8189.N1	04-NOV-2005 12:52:07	Dark	40.000	91	Kap Vel	2.4900	26000.	80	19245	No
100	GOM_NL__2PRFIN20051104_130513_000000382042_00153_19245_8190.N1	04-NOV-2005 13:05:13	Dark	37.500	143	Alp Hyi	2.8570	7200.0	75	19245	No
101	GOM_NL__2PRFIN20051104_130635_000000482042_00153_19245_8191.N1	04-NOV-2005 13:06:35	Dark	48.000	9	Alp Eri	0.45300	24000.	96	19245	No

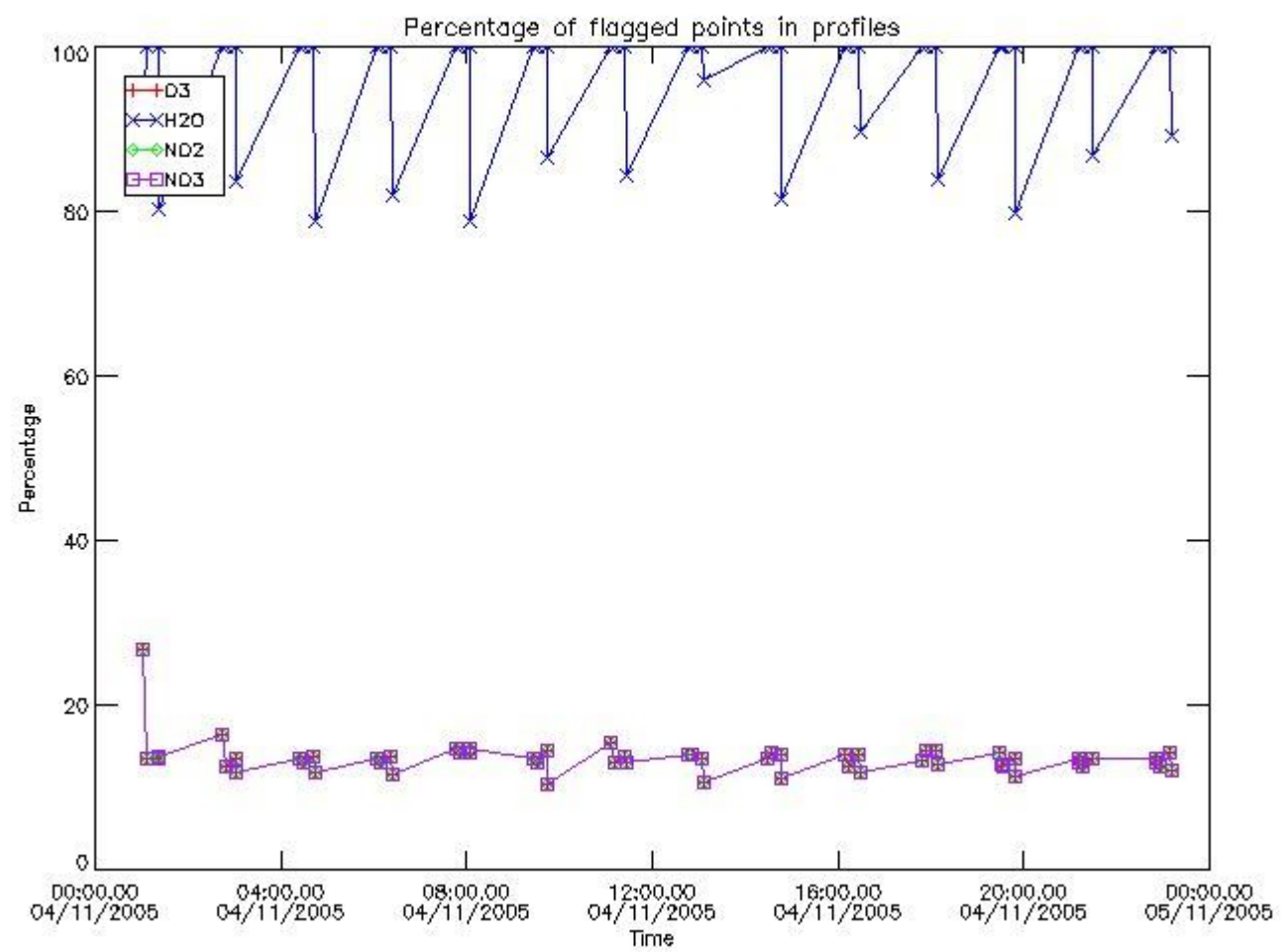
102	GOM_NL__2PRFIN20051104_131001_000000372042_00153_19245_8192.N1	04-NOV-2005 13:10:01	Straylight	37.000	157	The1Eri	2.9060	9300.0	74	19245	No
103	GOM_NL__2PRFIN20051104_133123_000000372042_00153_19245_8193.N1	04-NOV-2005 13:31:23	Bright	36.500	58	21Alp And	2.0730	11000.	73	19245	No
104	GOM_NL__2PRFIN20051104_133833_000000342042_00153_19245_8194.N1	04-NOV-2005 13:38:33	Bright	33.500	68	18Alp Cas	2.2250	4500.0	67	19245	No
105	GOM_NL__2PRFIN20051104_134747_000000352042_00153_19245_8195.N1	04-NOV-2005 13:47:47	Bright	35.000	49	1Alp UMi	1.9900	6300.0	70	19245	No
106	GOM_NL__2PRFIN20051104_135146_000000372042_00153_19245_8196.N1	04-NOV-2005 13:51:46	Bright	37.000	60	7Bet UMi	2.0810	3950.0	74	19245	No
107	GOM_NL__2PRFIN20051104_135736_000000342042_00153_19245_8197.N1	04-NOV-2005 13:57:36	Bright	34.000	32	77Eps UMa	1.7630	11000.	68	19245	No
108	GOM_NL__2PRFIN20051104_135859_000000352042_00153_19245_8198.N1	04-NOV-2005 13:58:59	Bright	34.500	39	85Eta UMa	1.8540	24000.	69	19245	No
109	GOM_NL__2PRFIN20051104_140232_000000342042_00153_19245_8199.N1	04-NOV-2005 14:02:32	Bright	33.500	152	12Alp2CVn	2.8900	11000.	67	19245	No
110	GOM_NL__2PRFIN20051104_141003_000000352042_00153_19245_8200.N1	04-NOV-2005 14:10:03	Bright	35.000	62	94Bet Leo	2.1360	9700.0	70	19245	No
111	GOM_NL__2PRFIN20051104_142735_000000382042_00153_19245_8201.N1	04-NOV-2005 14:27:35	Dark	37.500	99	Del Cen	2.5750	26000.	75	19245	No
112	GOM_NL__2PRFIN20051104_143244_000000402042_00154_19246_8189.N1	04-NOV-2005 14:32:44	Dark	39.500	91	Kap Vel	2.4900	26000.	79	19246	No
113	GOM_NL__2PRFIN20051104_144549_000000372042_00154_19246_8190.N1	04-NOV-2005 14:45:49	Dark	36.500	143	Alp Hyi	2.8570	7200.0	73	19246	No
114	GOM_NL__2PRFIN20051104_144711_000000462042_00154_19246_8191.N1	04-NOV-2005 14:47:11	Dark	46.000	9	Alp Eri	0.45300	24000.	92	19246	No
115	GOM_NL__2PRFIN20051104_145038_000000392042_00154_19246_8192.N1	04-NOV-2005 14:50:38	Straylight	39.000	157	The1Eri	2.9060	9300.0	78	19246	No
116	GOM_NL__2PRFIN20051104_151159_000000372042_00154_19246_8193.N1	04-NOV-2005 15:11:59	Bright	36.500	58	21Alp And	2.0730	11000.	73	19246	No
117	GOM_NL__2PRFIN20051104_151909_000000362042_00154_19246_8194.N1	04-NOV-2005 15:19:09	Bright	36.000	68	18Alp Cas	2.2250	4500.0	72	19246	No
118	GOM_NL__2PRFIN20051104_152823_000000362042_00154_19246_8195.N1	04-NOV-2005 15:28:23	Bright	35.500	49	1Alp UMi	1.9900	6300.0	71	19246	No
119	GOM_NL__2PRFIN20051104_153222_000000372042_00154_19246_8196.N1	04-NOV-2005 15:32:22	Bright	36.500	60	7Bet UMi	2.0810	3950.0	73	19246	No
120	GOM_NL__2PRFIN20051104_153812_000000462042_00154_19246_8197.N1	04-NOV-2005 15:38:12	Bright	46.000	32	77Eps UMa	1.7630	11000.	92	19246	No
121	GOM_NL__2PRFIN20051104_153935_000000332042_00154_19246_8198.N1	04-NOV-2005 15:39:35	Bright	33.000	39	85Eta UMa	1.8540	24000.	66	19246	No
122	GOM_NL__2PRFIN20051104_154308_000000392042_00154_19246_8199.N1	04-NOV-2005 15:43:08	Bright	38.500	152	12Alp2CVn	2.8900	11000.	77	19246	No
123	GOM_NL__2PRFIN20051104_155039_000000492042_00154_19246_8200.N1	04-NOV-2005 15:50:39	Bright	49.000	62	94Bet Leo	2.1360	9700.0	98	19246	No
124	GOM_NL__2PRFIN20051104_160811_000000372042_00154_19246_8201.N1	04-NOV-2005 16:08:11	Dark	36.500	99	Del Cen	2.5750	26000.	73	19246	No
125	GOM_NL__2PRFIN20051104_161320_000000412042_00155_19247_8189.N1	04-NOV-2005 16:13:20	Dark	41.000	91	Kap Vel	2.4900	26000.	82	19247	No
126	GOM_NL__2PRFIN20051104_162625_000000372042_00155_19247_8190.N1	04-NOV-2005 16:26:25	Dark	36.500	143	Alp Hyi	2.8570	7200.0	73	19247	No
127	GOM_NL__2PRFIN20051104_162747_000000442042_00155_19247_8191.N1	04-NOV-2005 16:27:47	Dark	43.500	9	Alp Eri	0.45300	24000.	87	19247	No
128	GOM_NL__2PRFIN20051104_163114_000000392042_00155_19247_8192.N1	04-NOV-2005 16:31:14	Straylight	39.000	157	The1Eri	2.9060	9300.0	78	19247	No
129	GOM_NL__2PRFIN20051104_165235_000000372042_00155_19247_8193.N1	04-NOV-2005 16:52:35	Bright	37.000	58	21Alp And	2.0730	11000.	74	19247	No
130	GOM_NL__2PRFIN20051104_165945_000000372042_00155_19247_8194.N1	04-NOV-2005 16:59:45	Bright	37.000	68	18Alp Cas	2.2250	4500.0	74	19247	No
131	GOM_NL__2PRFIN20051104_170859_000000362042_00155_19247_8195.N1	04-NOV-2005 17:08:59	Bright	35.500	49	1Alp UMi	1.9900	6300.0	71	19247	No
132	GOM_NL__2PRFIN20051104_171258_000000372042_00155_19247_8196.N1	04-NOV-2005 17:12:58	Bright	36.500	60	7Bet UMi	2.0810	3950.0	73	19247	No
133	GOM_NL__2PRFIN20051104_171848_000000332042_00155_19247_8197.N1	04-NOV-2005 17:18:48	Bright	32.500	32	77Eps UMa	1.7630	11000.	65	19247	No
134	GOM_NL__2PRFIN20051104_172011_000000332042_00155_19247_8198.N1	04-NOV-2005 17:20:11	Bright	32.500	39	85Eta UMa	1.8540	24000.	65	19247	No
135	GOM_NL__2PRFIN20051104_172344_000000332042_00155_19247_8199.N1	04-NOV-2005 17:23:44	Bright	33.000	152	12Alp2CVn	2.8900	11000.	66	19247	No
136	GOM_NL__2PRFIN20051104_173115_000000492042_00155_19247_8200.N1	04-NOV-2005 17:31:15	Bright	49.000	62	94Bet Leo	2.1360	9700.0	98	19247	No
137	GOM_NL__2PRFIN20051104_174847_000000392042_00155_19247_8201.N1	04-NOV-2005 17:48:47	Dark	38.500	99	Del Cen	2.5750	26000.	77	19247	No
138	GOM_NL__2PRFIN20051104_175357_000000392042_00156_19248_8190.N1	04-NOV-2005 17:53:57	Dark	39.000	91	Kap Vel	2.4900	26000.	78	19248	No
139	GOM_NL__2PRFIN20051104_180701_000000362042_00156_19248_8191.N1	04-NOV-2005 18:07:01	Dark	35.500	143	Alp Hyi	2.8570	7200.0	71	19248	No
140	GOM_NL__2PRFIN20051104_180824_000000442042_00156_19248_8192.N1	04-NOV-2005 18:08:24	Dark	43.500	9	Alp Eri	0.45300	24000.	87	19248	No
141	GOM_NL__2PRFIN20051104_181150_000000402042_00156_19248_8193.N1	04-NOV-2005 18:11:50	Straylight	40.000	157	The1Eri	2.9060	9300.0	80	19248	No
142	GOM_NL__2PRFIN20051104_183311_000000372042_00156_19248_8194.N1	04-NOV-2005 18:33:11	Bright	36.500	58	21Alp And	2.0730	11000.	73	19248	No
143	GOM_NL__2PRFIN20051104_184021_000000372042_00156_19248_8195.N1	04-NOV-2005 18:40:21	Bright	36.500	68	18Alp Cas	2.2250	4500.0	73	19248	No
144	GOM_NL__2PRFIN20051104_184935_000000372042_00156_19248_8196.N1	04-NOV-2005 18:49:35	Bright	36.500	49	1Alp UMi	1.9900	6300.0	73	19248	No
145	GOM_NL__2PRFIN20051104_185334_000000372042_00156_19248_8197.N1	04-NOV-2005 18:53:34	Bright	36.500	60	7Bet UMi	2.0810	3950.0	73	19248	No
146	GOM_NL__2PRFIN20051104_185924_000000352042_00156_19248_8198.N1	04-NOV-2005 18:59:24	Bright	35.000	32	77Eps UMa	1.7630	11000.	70	19248	No
147	GOM_NL__2PRFIN20051104_190047_000000352042_00156_19248_8199.N1	04-NOV-2005 19:00:47	Bright	35.000	39	85Eta UMa	1.8540	24000.	70	19248	No
148	GOM_NL__2PRFIN20051104_190421_000000332042_00156_19248_8200.N1	04-NOV-2005 19:04:21	Bright	33.000	152	12Alp2CVn	2.8900	11000.	66	19248	No
149	GOM_NL__2PRFIN20051104_191152_000000272042_00156_19248_8201.N1	04-NOV-2005 19:11:52	Bright	27.000	62	94Bet Leo	2.1360	9700.0	54	19248	No
150	GOM_NL__2PRFIN20051104_192923_000000362042_00156_19248_8202.N1	04-NOV-2005 19:29:23	Dark	36.000	99	Del Cen	2.5750	26000.	72	19248	No
151	GOM_NL__2PRFIN20051104_193040_000000402042_00156_19248_8203.N1	04-NOV-2005 19:30:40	Dark	40.000	113	Mu Vel	2.6920	5000.0	80	19248	No
152	GOM_NL__2PRFIN20051104_193434_000000412042_00157_19249_8191.N1	04-NOV-2005 19:34:34	Dark	41.000	91	Kap Vel	2.4900	26000.	82	19249	No
153	GOM_NL__2PRFIN20051104_194737_000000382042_00157_19249_8192.N1	04-NOV-2005 19:47:37	Dark	38.000	143	Alp Hyi	2.8570	7200.0	76	19249	No
154	GOM_NL__2PRFIN20051104_194900_000000452042_00157_19249_8193.N1	04-NOV-2005 19:49:00	Dark	44.500	9	Alp Eri	0.45300	24000.	89	19249	No
155	GOM_NL__2PRFIN20051104_195226_000000402042_00157_19249_8194.N1	04-NOV-2005 19:52:26	Straylight	39.500	157	The1Eri	2.9060	9300.0	79	19249	No
156	GOM_NL__2PRFIN20051104_201347_000000362042_00157_19249_8195.N1	04-NOV-2005 20:13:47	Bright	36.000	58	21Alp And	2.0730	11000.	72	19249	No
157	GOM_NL__2PRFIN20051104_202057_000000372042_00157_19249_8196.N1	04-NOV-2005 20:20:57	Bright	37.000	68	18Alp Cas	2.2250	4500.0	74	19249	No
158	GOM_NL__2PRFIN20051104_203011_000000362042_00157_19249_8197.N1	04-NOV-2005 20:30:11	Bright	36.000	49	1Alp UMi	1.9900	6300.0	72	19249	No
159	GOM_NL__2PRFIN20051104_203410_000000372042_00157_19249_8198.N1	04-NOV-2005 20:34:10	Bright	37.000	60	7Bet UMi	2.0810	3950.0	74	19249	No
160	GOM_NL__2PRFIN20051104_204000_000000362042_00157_19249_8199.N1	04-NOV-2005 20:40:00	Bright	36.000	32	77Eps UMa	1.7630	11000.	72	19249	No

161	GOM_NL__2PRFIN20051104_204123_000000352042_00157_19249_8200.N1	04-NOV-2005 20:41:23	Bright	34.500	39	85Eta UMa	1.8540	24000.	69	19249	No
162	GOM_NL__2PRFIN20051104_204457_000000332042_00157_19249_8201.N1	04-NOV-2005 20:44:57	Bright	32.500	152	12Alp2CVn	2.8900	11000.	65	19249	No
163	GOM_NL__2PRFIN20051104_205228_000000272042_00157_19249_8202.N1	04-NOV-2005 20:52:28	Twilight	26.500	62	94Bet Leo	2.1360	9700.0	53	19249	No
164	GOM_NL__2PRFIN20051104_210959_000000382042_00157_19249_8203.N1	04-NOV-2005 21:09:59	Dark	38.000	99	Del Cen	2.5750	26000.	76	19249	No
165	GOM_NL__2PRFIN20051104_211116_000000402042_00157_19249_8204.N1	04-NOV-2005 21:11:16	Dark	39.500	113	Mu Vel	2.6920	5000.0	79	19249	No
166	GOM_NL__2PRFIN20051104_211510_000000412042_00158_19250_8191.N1	04-NOV-2005 21:15:10	Dark	40.500	91	Kap Vel	2.4900	26000.	81	19250	No
167	GOM_NL__2PRFIN20051104_212813_000000382042_00158_19250_8192.N1	04-NOV-2005 21:28:13	Dark	37.500	143	Alp Hyi	2.8570	7200.0	75	19250	No
168	GOM_NL__2PRFIN20051104_212936_000000382042_00158_19250_8193.N1	04-NOV-2005 21:29:36	Dark	38.000	9	Alp Eri	0.45300	24000.	76	19250	No
169	GOM_NL__2PRFIN20051104_213302_000000402042_00158_19250_8194.N1	04-NOV-2005 21:33:02	Straylight	40.000	157	The1Eri	2.9060	9300.0	80	19250	No
170	GOM_NL__2PRFIN20051104_215424_000000352042_00158_19250_8195.N1	04-NOV-2005 21:54:24	Bright	35.000	58	21Alp And	2.0730	11000.	70	19250	No
171	GOM_NL__2PRFIN20051104_220133_000000372042_00158_19250_8196.N1	04-NOV-2005 22:01:33	Bright	37.000	68	18Alp Cas	2.2250	4500.0	74	19250	No
172	GOM_NL__2PRFIN20051104_221046_000000352042_00158_19250_8197.N1	04-NOV-2005 22:10:46	Bright	35.000	49	1Alp UMi	1.9900	6300.0	70	19250	No
173	GOM_NL__2PRFIN20051104_221446_000000332042_00158_19250_8198.N1	04-NOV-2005 22:14:46	Bright	32.500	60	7Bet UMi	2.0810	3950.0	65	19250	No
174	GOM_NL__2PRFIN20051104_222036_000000362042_00158_19250_8199.N1	04-NOV-2005 22:20:36	Bright	36.000	32	77Eps UMa	1.7630	11000.	72	19250	No
175	GOM_NL__2PRFIN20051104_222159_000000352042_00158_19250_8200.N1	04-NOV-2005 22:21:59	Bright	35.000	39	85Eta UMa	1.8540	24000.	70	19250	No
176	GOM_NL__2PRFIN20051104_222533_000000522042_00158_19250_8201.N1	04-NOV-2005 22:25:33	Bright	52.000	152	12Alp2CVn	2.8900	11000.	104	19250	No
177	GOM_NL__2PRFIN20051104_225035_000000382042_00158_19250_8203.N1	04-NOV-2005 22:50:35	Dark	37.500	99	Del Cen	2.5750	26000.	75	19250	No
178	GOM_NL__2PRFIN20051104_225152_000000392042_00158_19250_8204.N1	04-NOV-2005 22:51:52	Dark	39.000	113	Mu Vel	2.6920	5000.0	78	19250	No
179	GOM_NL__2PRFIN20051104_225546_000000412042_00159_19251_8211.N1	04-NOV-2005 22:55:46	Dark	40.500	91	Kap Vel	2.4900	26000.	81	19251	No
180	GOM_NL__2PRFIN20051104_230849_000000362042_00159_19251_8212.N1	04-NOV-2005 23:08:49	Dark	36.000	143	Alp Hyi	2.8570	7200.0	72	19251	No
181	GOM_NL__2PRFIN20051104_231012_000000422042_00159_19251_8213.N1	04-NOV-2005 23:10:12	Dark	42.000	9	Alp Eri	0.45300	24000.	84	19251	No
182	GOM_NL__2PRFIN20051104_231339_000000412042_00159_19251_8214.N1	04-NOV-2005 23:13:39	Straylight	41.000	157	The1Eri	2.9060	9300.0	82	19251	No
183	GOM_NL__2PRFIN20051104_233500_000000372042_00159_19251_8215.N1	04-NOV-2005 23:35:00	Bright	37.000	58	21Alp And	2.0730	11000.	74	19251	No
184	GOM_NL__2PRFIN20051104_234209_000000352042_00159_19251_8216.N1	04-NOV-2005 23:42:09	Bright	35.000	68	18Alp Cas	2.2250	4500.0	70	19251	No
185	GOM_NL__2PRFIN20051104_235122_000000332042_00159_19251_8217.N1	04-NOV-2005 23:51:22	Bright	32.500	49	1Alp UMi	1.9900	6300.0	65	19251	No
186	GOM_NL__2PRFIN20051104_235522_000000372042_00159_19251_8218.N1	04-NOV-2005 23:55:22	Bright	37.000	60	7Bet UMi	2.0810	3950.0	74	19251	No

3. Quality information per product

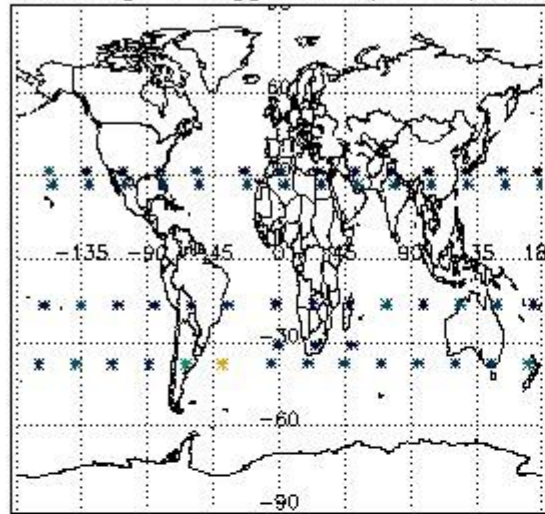
In this section it is plotted some information contained in the Quality Summary data set of the level 2 products. Only products in dark limb conditions and without errors (error flag in the MPH set to "0") are used.

3.1 Plot quality information per product (time dependant)

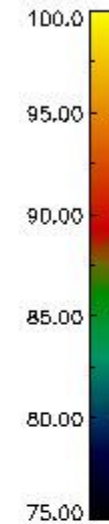
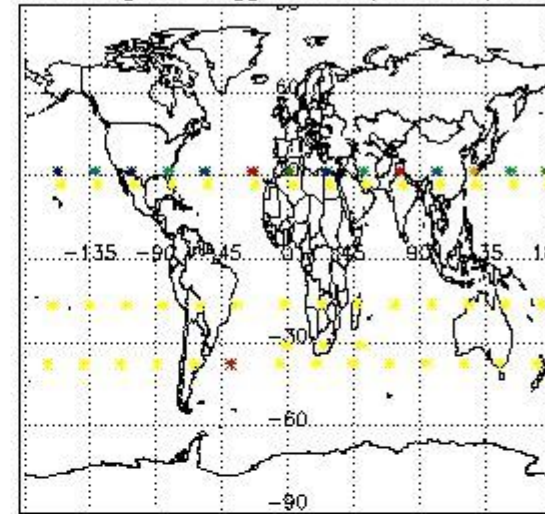


3.2 Plot quality information per product (world map)

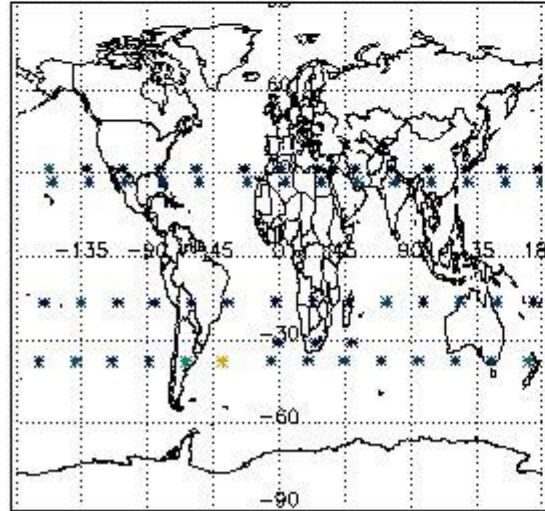
Percentage of flagged data per O3 profile



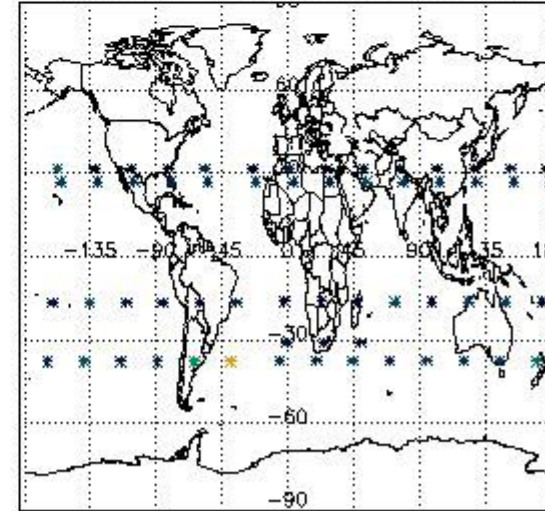
Percentage of flagged data per H2O profile



Percentage of flagged data per NO2 profile



Percentage of flagged data per NO3 profile

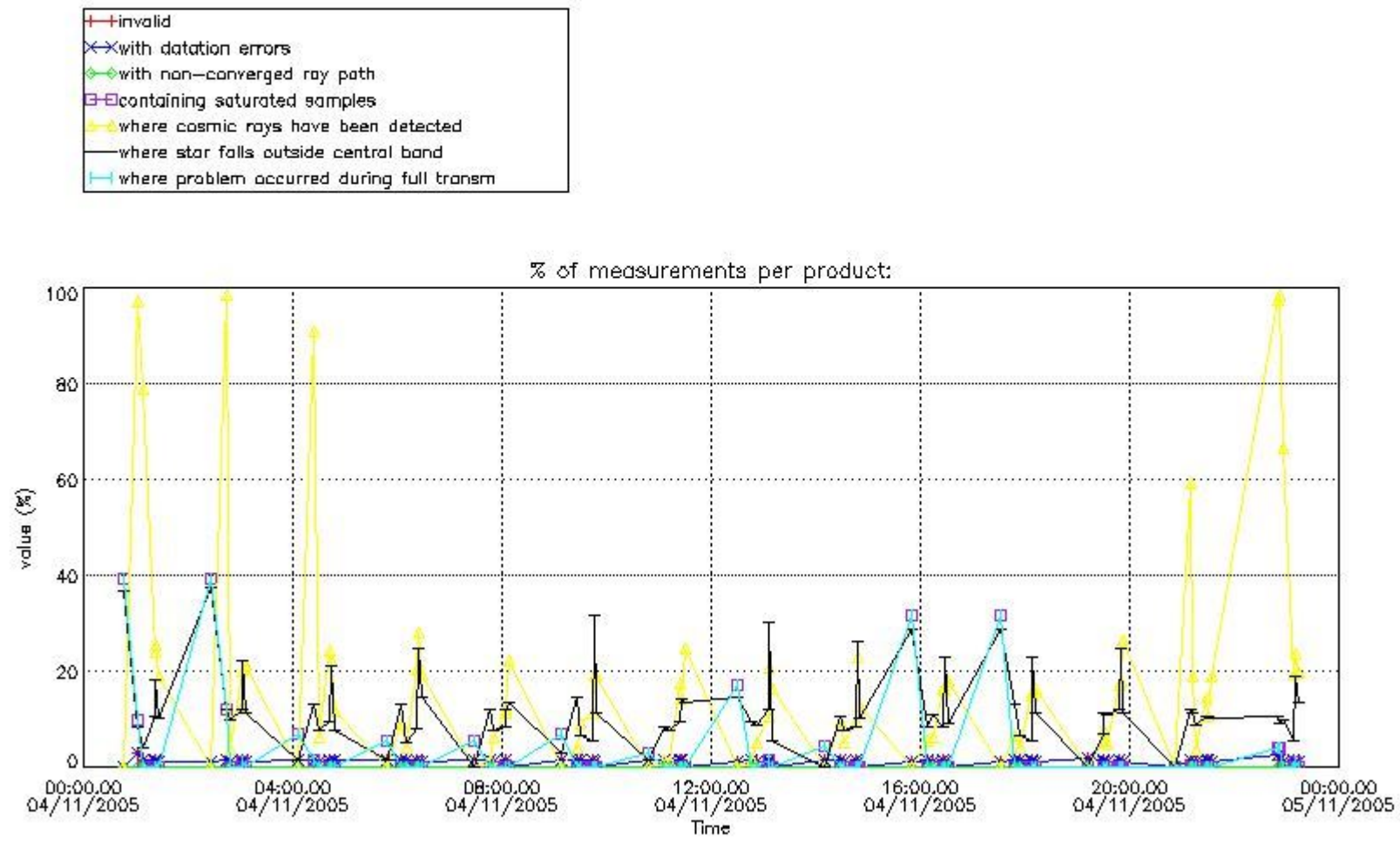


4. Level 1 quality information per product

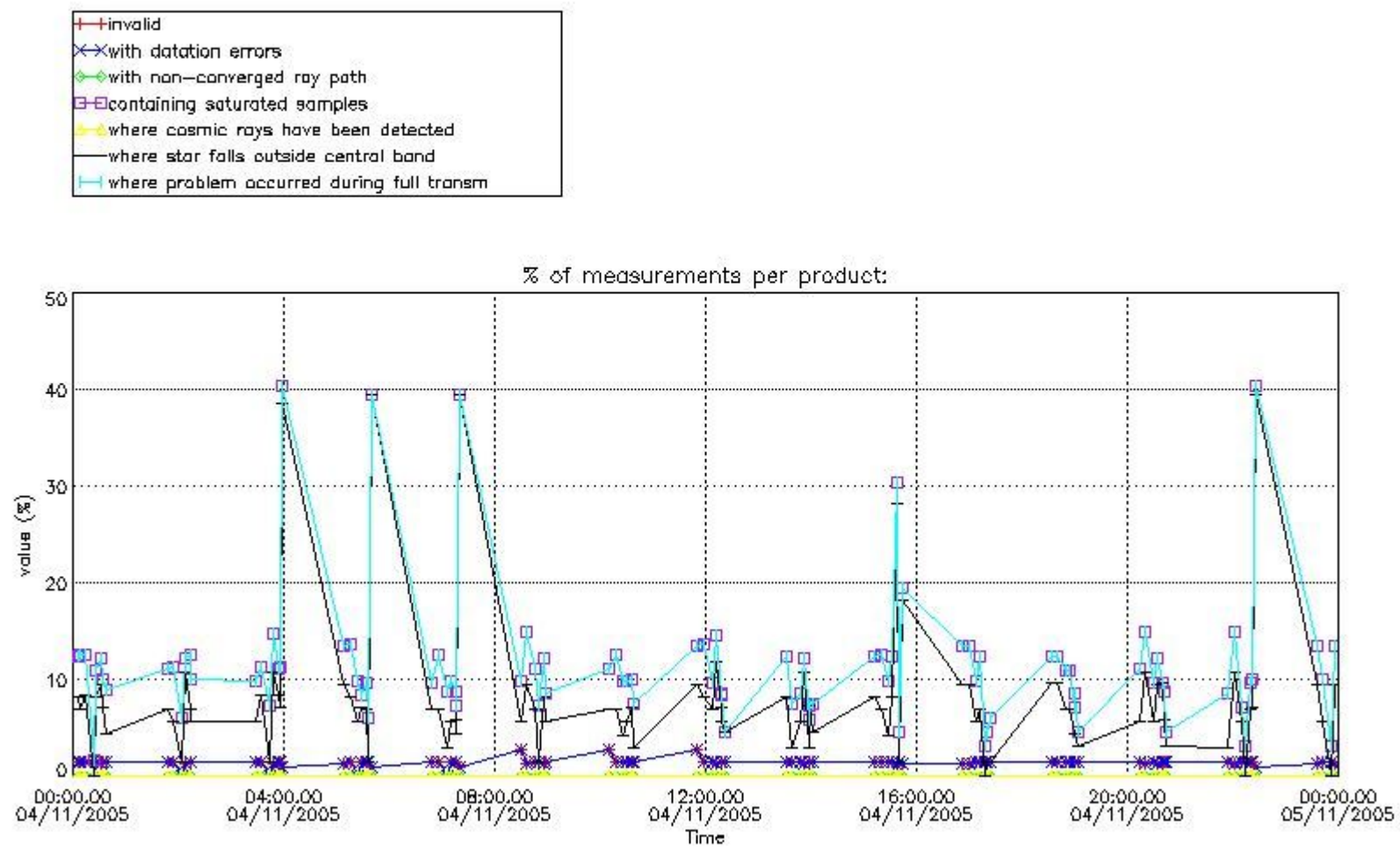
In this section it is plotted some information contained in the Quality Summary data set of the level 2 products that comes from the level 1b processing. Products without errors (error flag in the MPH set to "0") are used.

4.1 Plot quality information per product (time dependant) coming from level 1b processing

4.1.1 Plot level 1 quality information per product (time dependant): ENVISAT ASCENDING passes



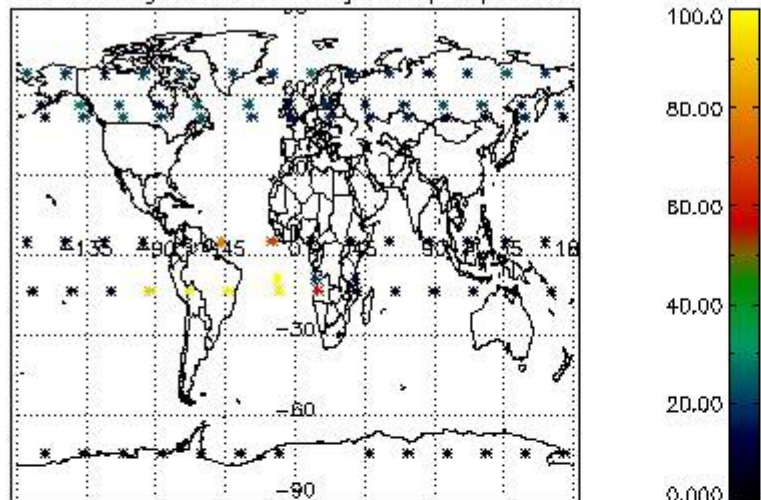
4.1.2 Plot level 1 quality information per product (time dependant): ENVISAT DESCENDING passes



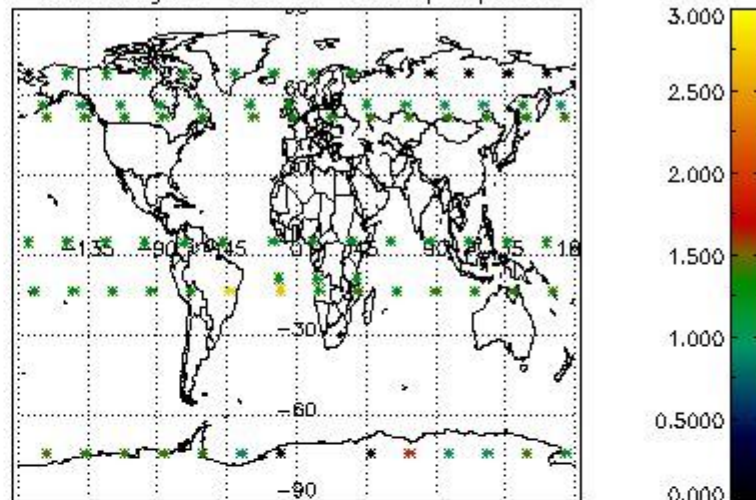
4.2 Plot quality information per product coming from level 1b processing (world map)

4.2.1 Plot level 1 quality information per product (world map): ENVISAT ASCENDING passes

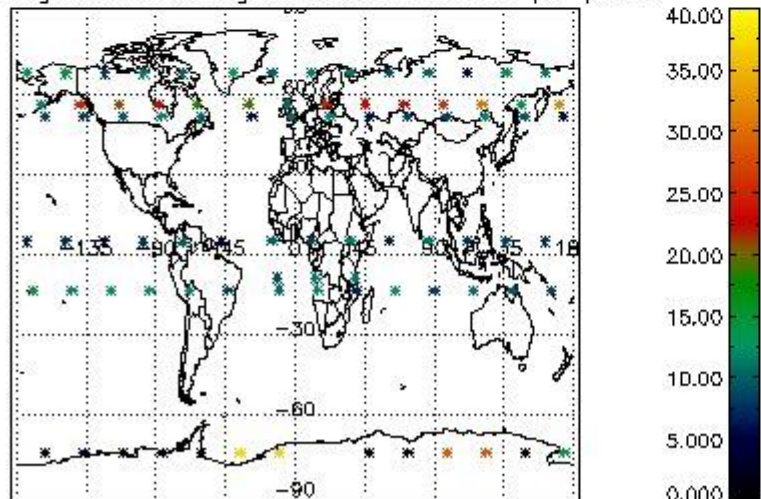
Percentage of cosmic ray hits per profile



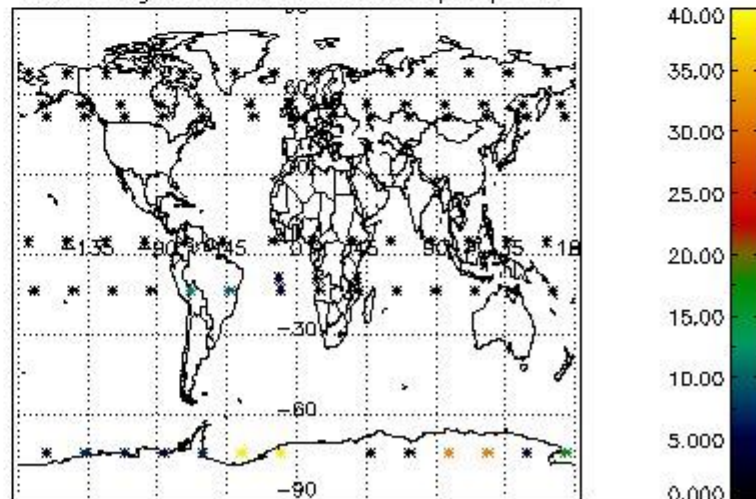
Percentage of datation errors per profile



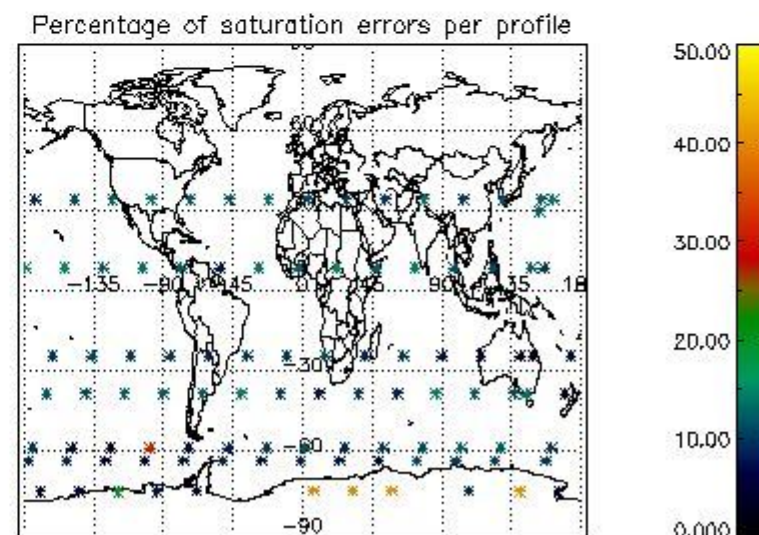
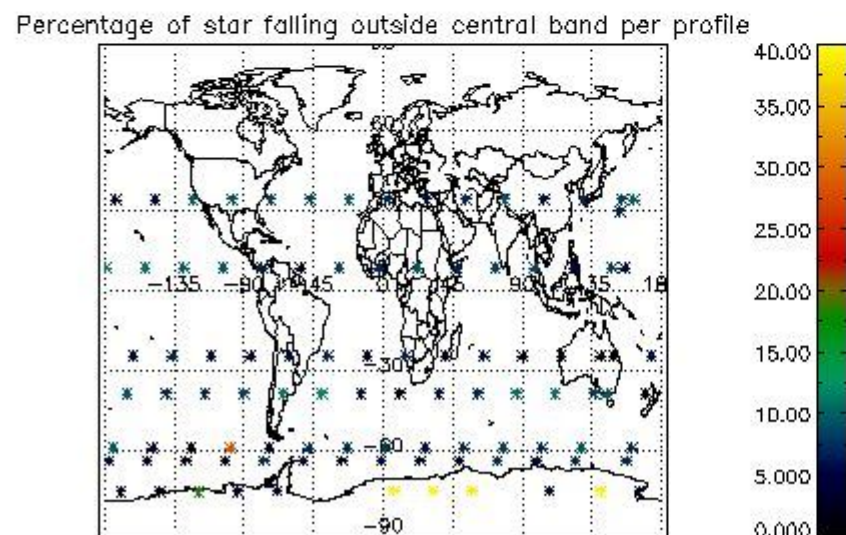
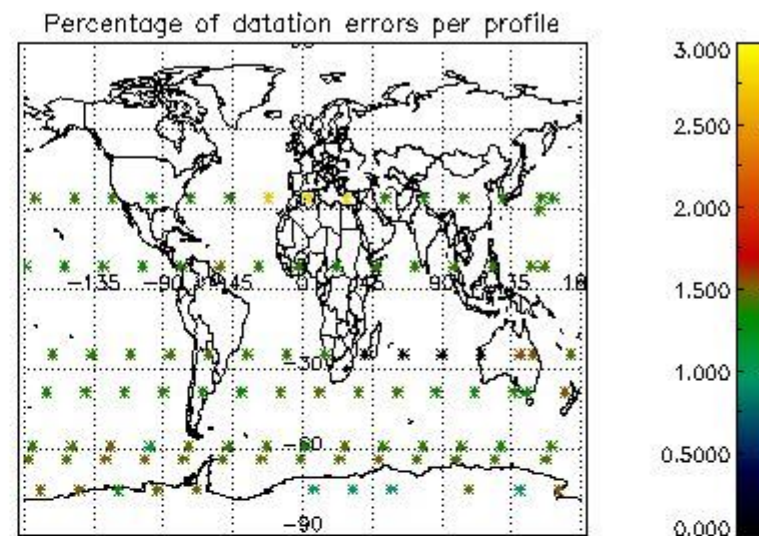
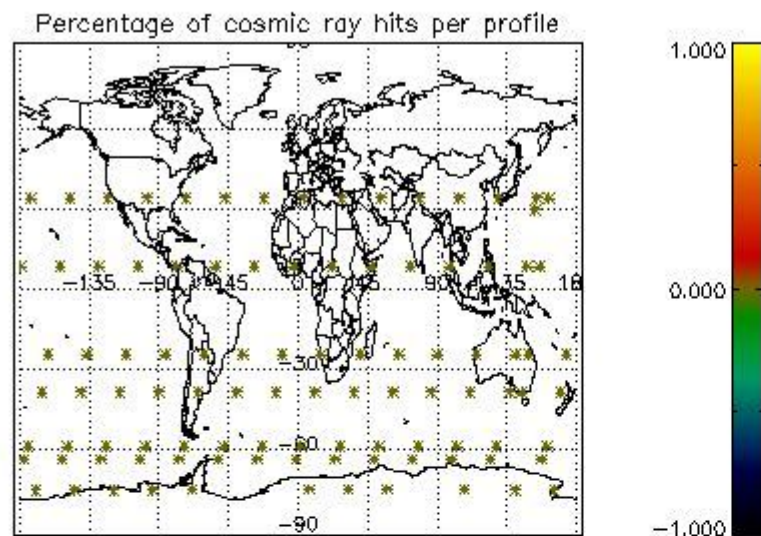
Percentage of star falling outside central band per profile



Percentage of saturation errors per profile



4.2.2 Plot level 1 quality information per product (world map): ENVISAT DESCENDING passes



5. Trace gas profiles

5.1 Ozone statistics based on quality of products

The final quality of the products can be "measured" using the STD (Standard Deviation) attached to every point profile. This information is written to the parameter GOM_NL__2P/NL_LOCAL_SPECIES_DENSITY/o3_std of the level 2 products. The table below shows the statistics for given STD ranges.

The statistics are given with respect to the overall valid production:

- Products without fatal errors: GOM_NL__2P/MPH/PRODUCT_ERR=0
- Valid point profile: GOM_NL__2P/NL_LOCAL_SPECIES_DENSITY/pcd(0)=0

The 'Criteria' is applied to valid points of dark limb products:

- Products in dark limb illumination condition: GOM_NL__2P/NL_SUMMARY_QUALITY/obs_ill_cond=0
- Products without fatal errors: GOM_NL__2P/MPH/PRODUCT_ERR=0
- Valid point profile: GOM_NL__2P/NL_LOCAL_SPECIES_DENSITY/pcd(0)=0

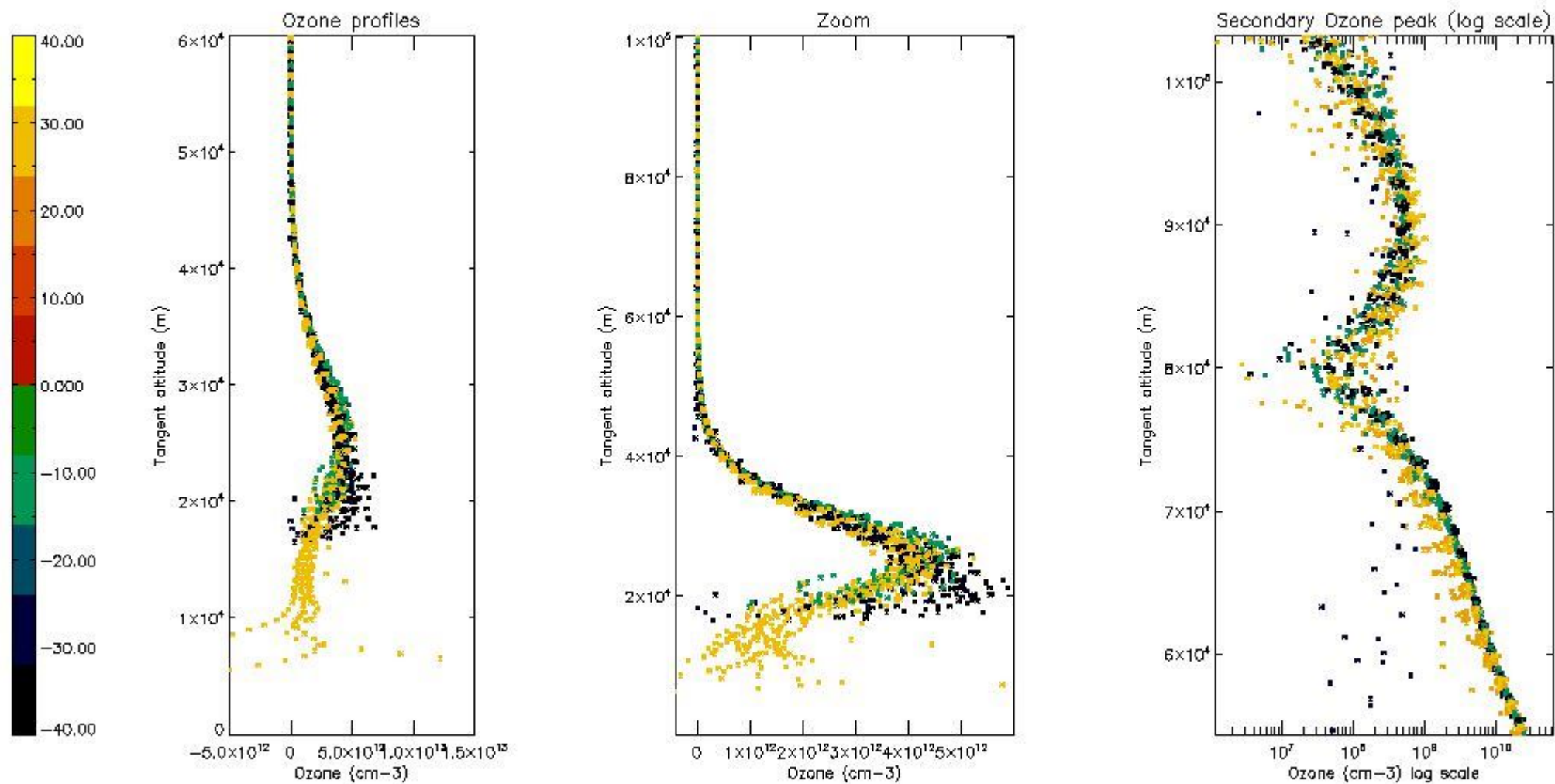
So, the table below shows the percentage of dark limb and valid observations for each criteria with respect to the overall valid daily observations.

Criteria	% of total production
All STD	34
STD < 20	23

STD < 10	18
STD < 5	12

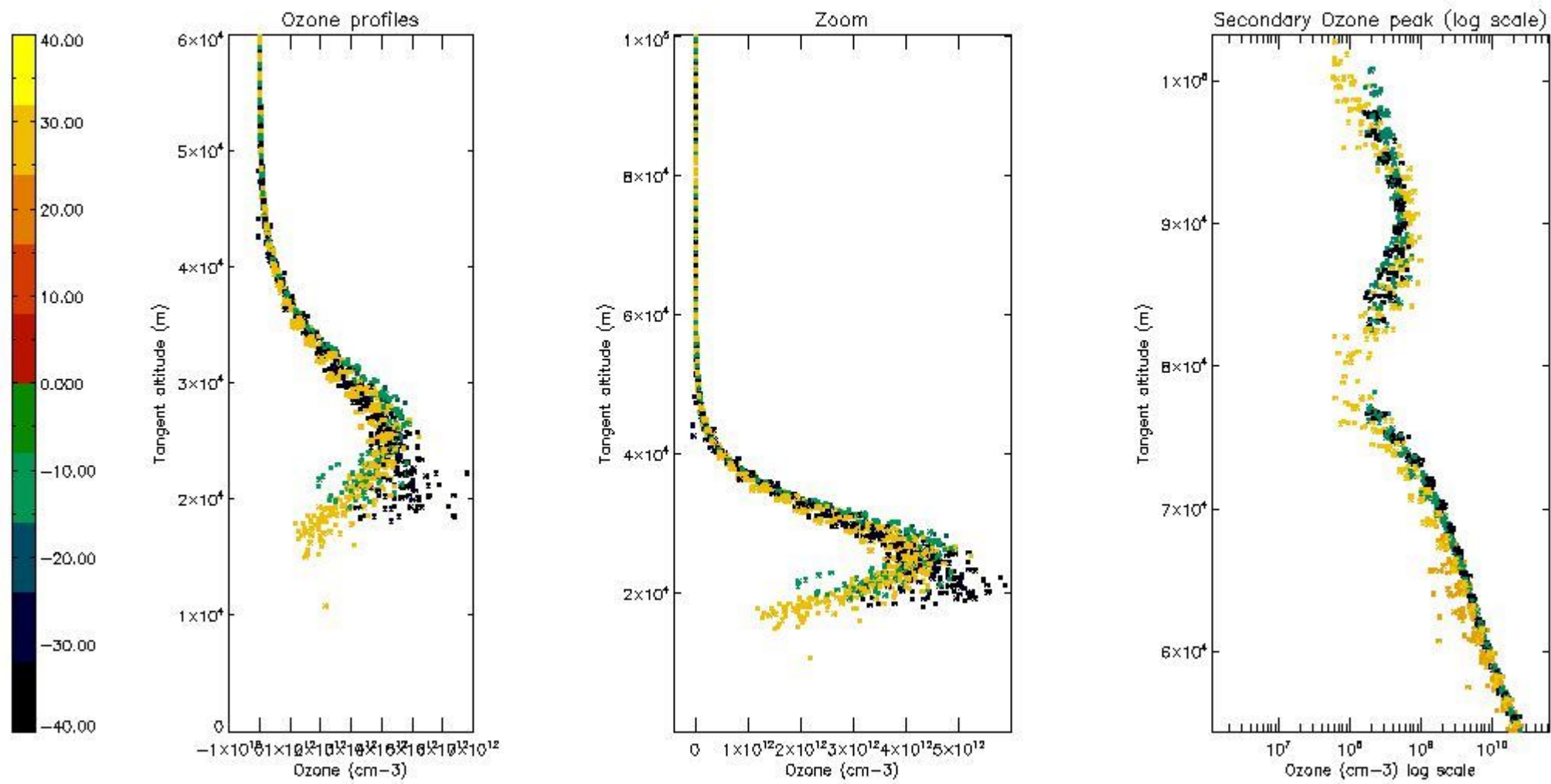
5.2 Plot ozone profiles for all STD (dark without errors)

The colorbar represents the latitude.



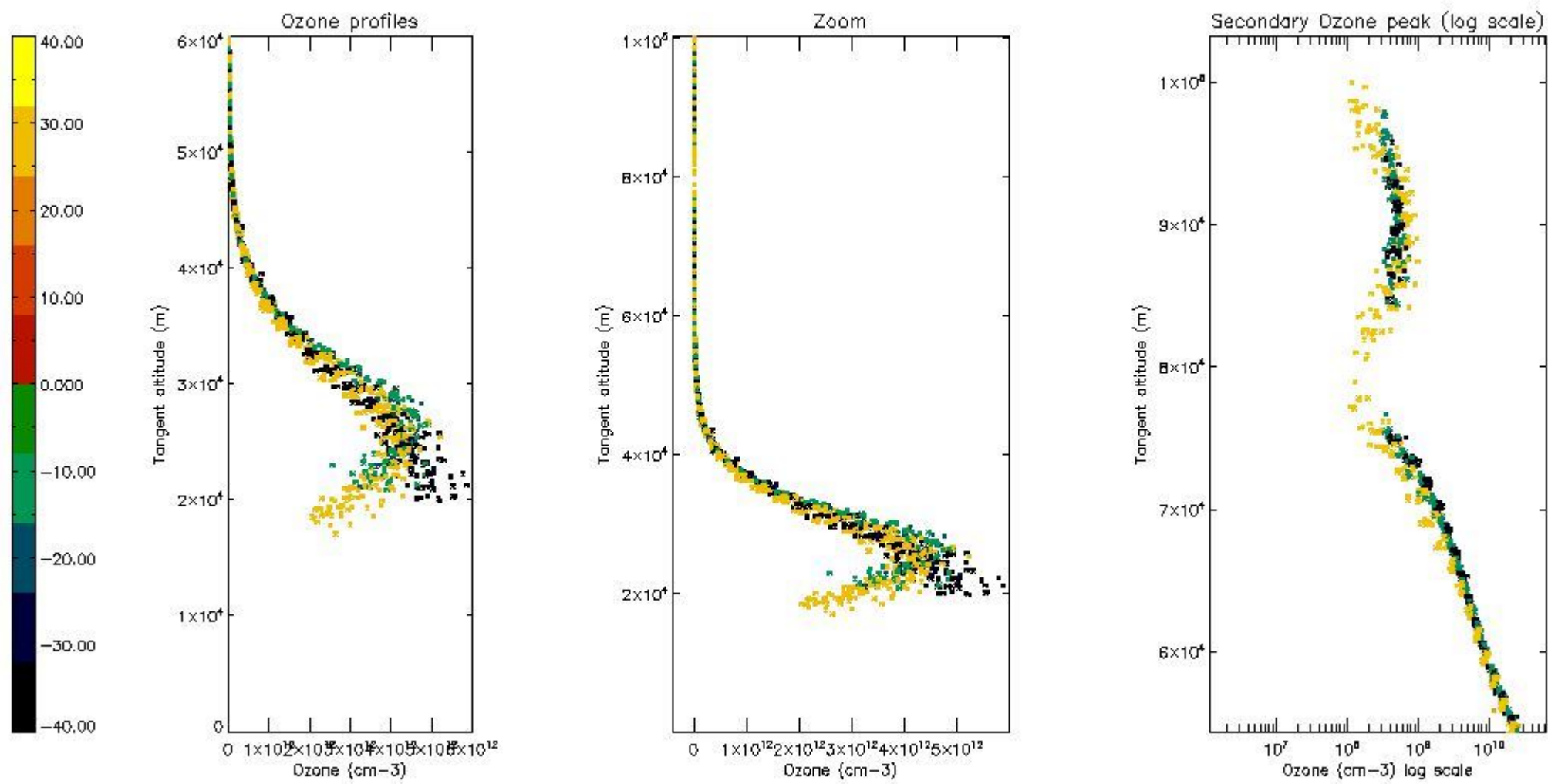
5.3 Plot ozone profiles where STD < 20% (dark without errors)

The colorbar represents the latitude.



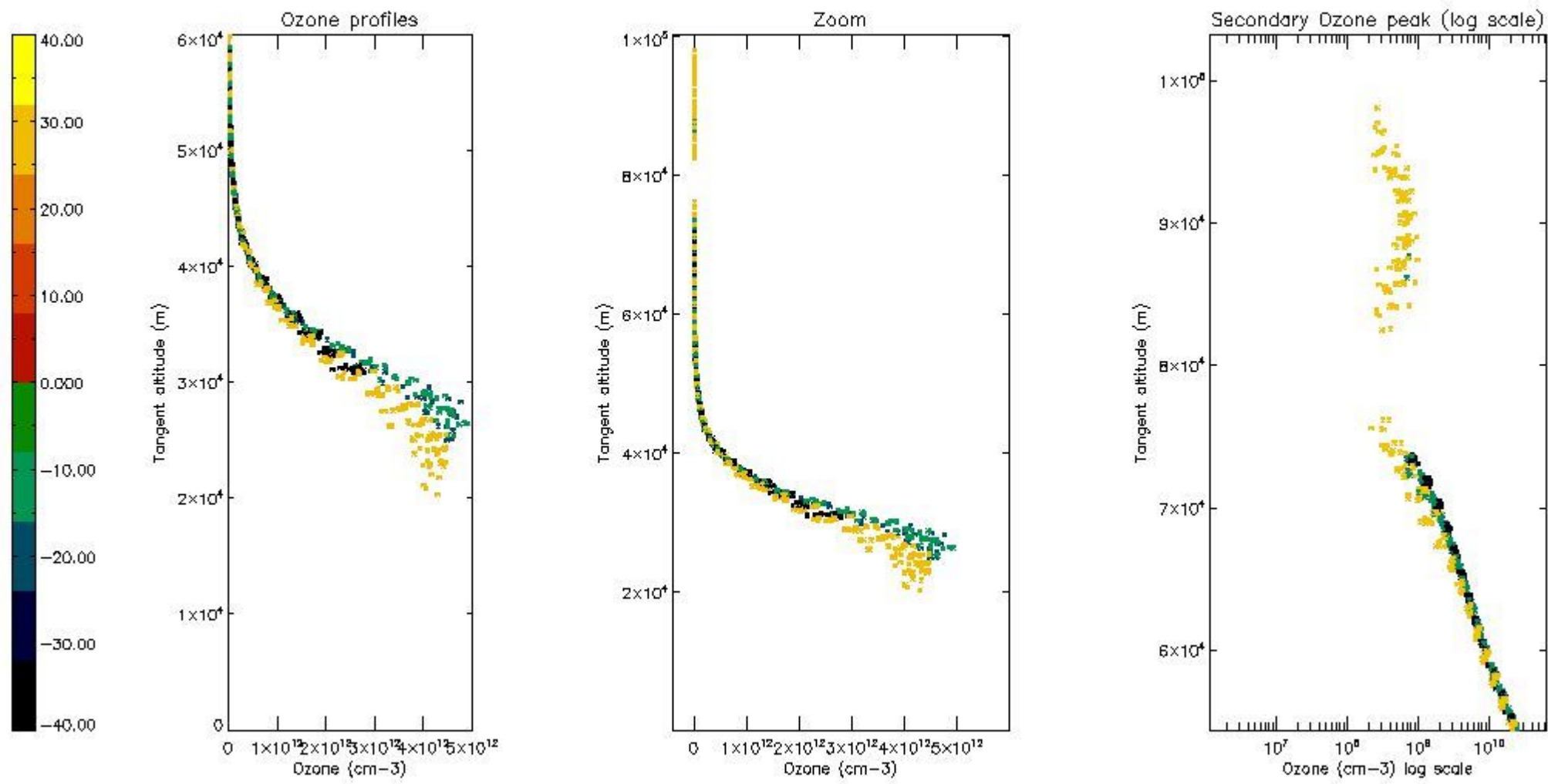
5.4 Plot ozone profiles where STD < 10% (dark without errors)

The colorbar represents the latitude.



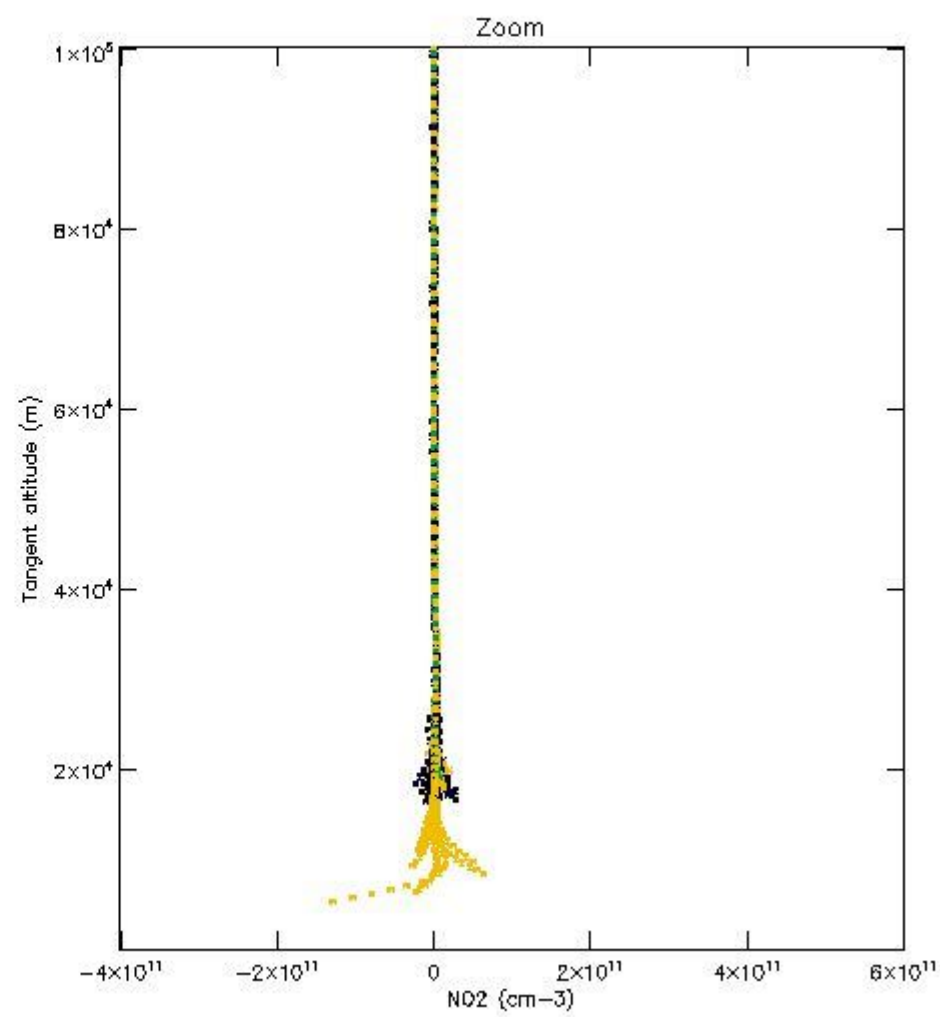
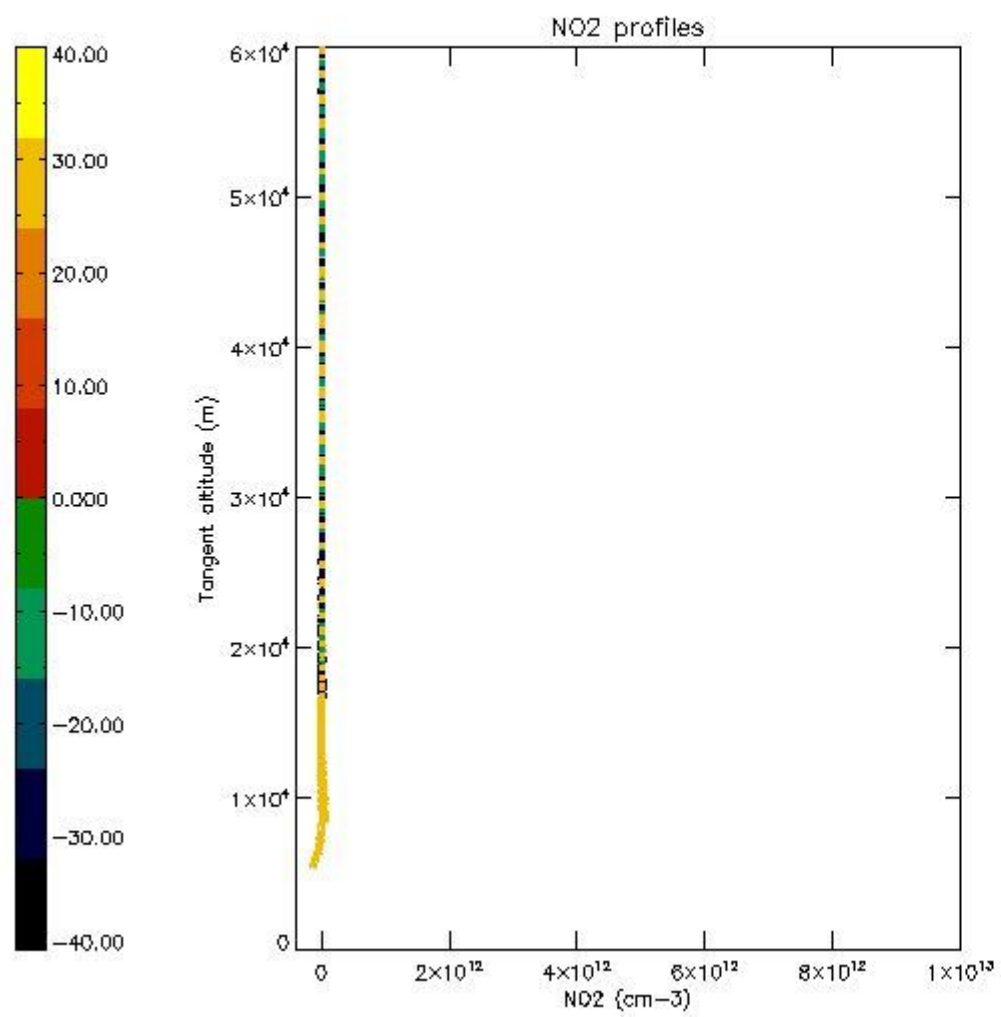
5.5 Plot ozone profiles where STD < 5% (dark without errors)

The colorbar represents the latitude.



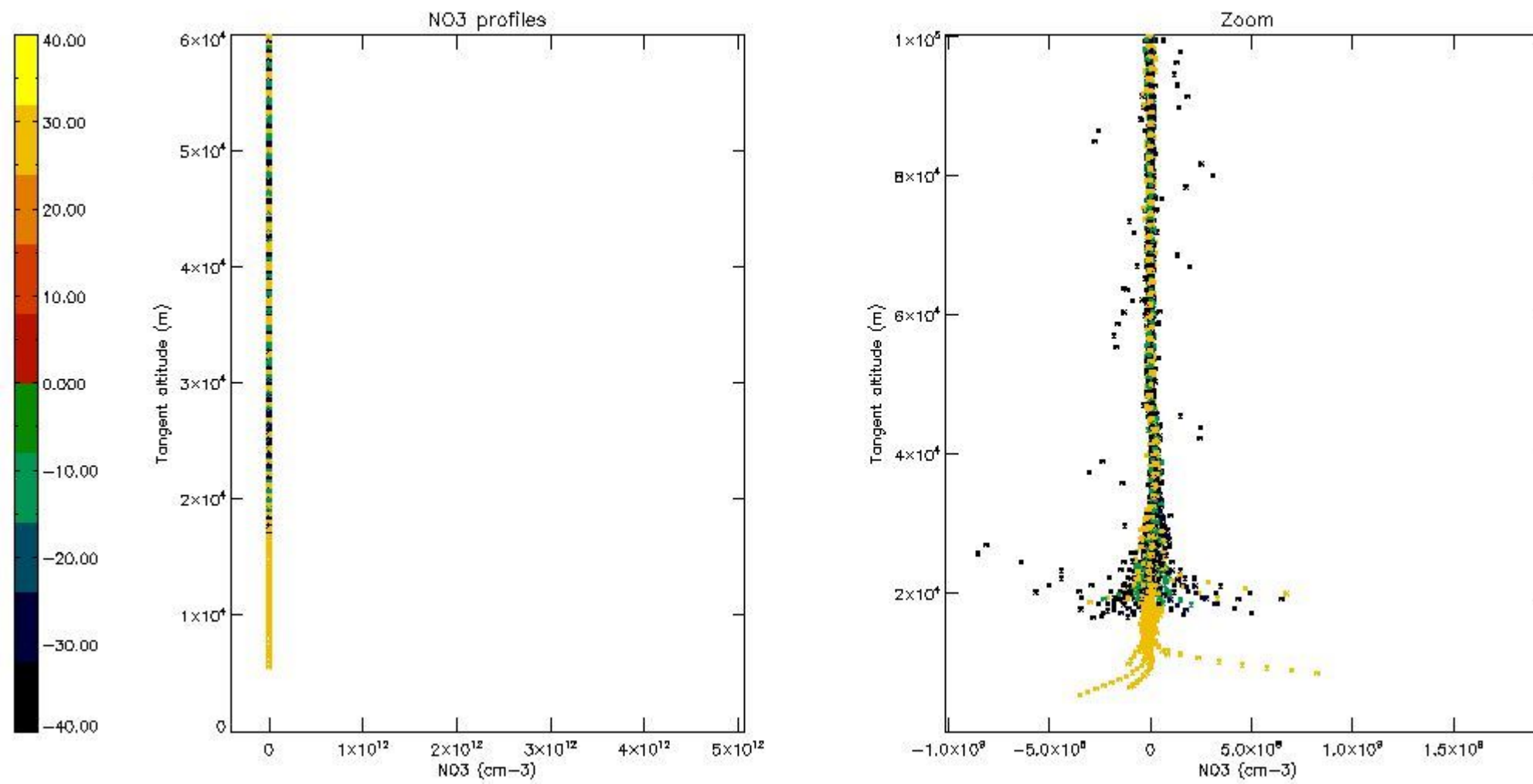
5.6 Plot NO₂ profiles for all STD (dark without errors)

The colorbar represents the latitude.



5.7 Plot NO3 profiles for all STD (dark without errors)

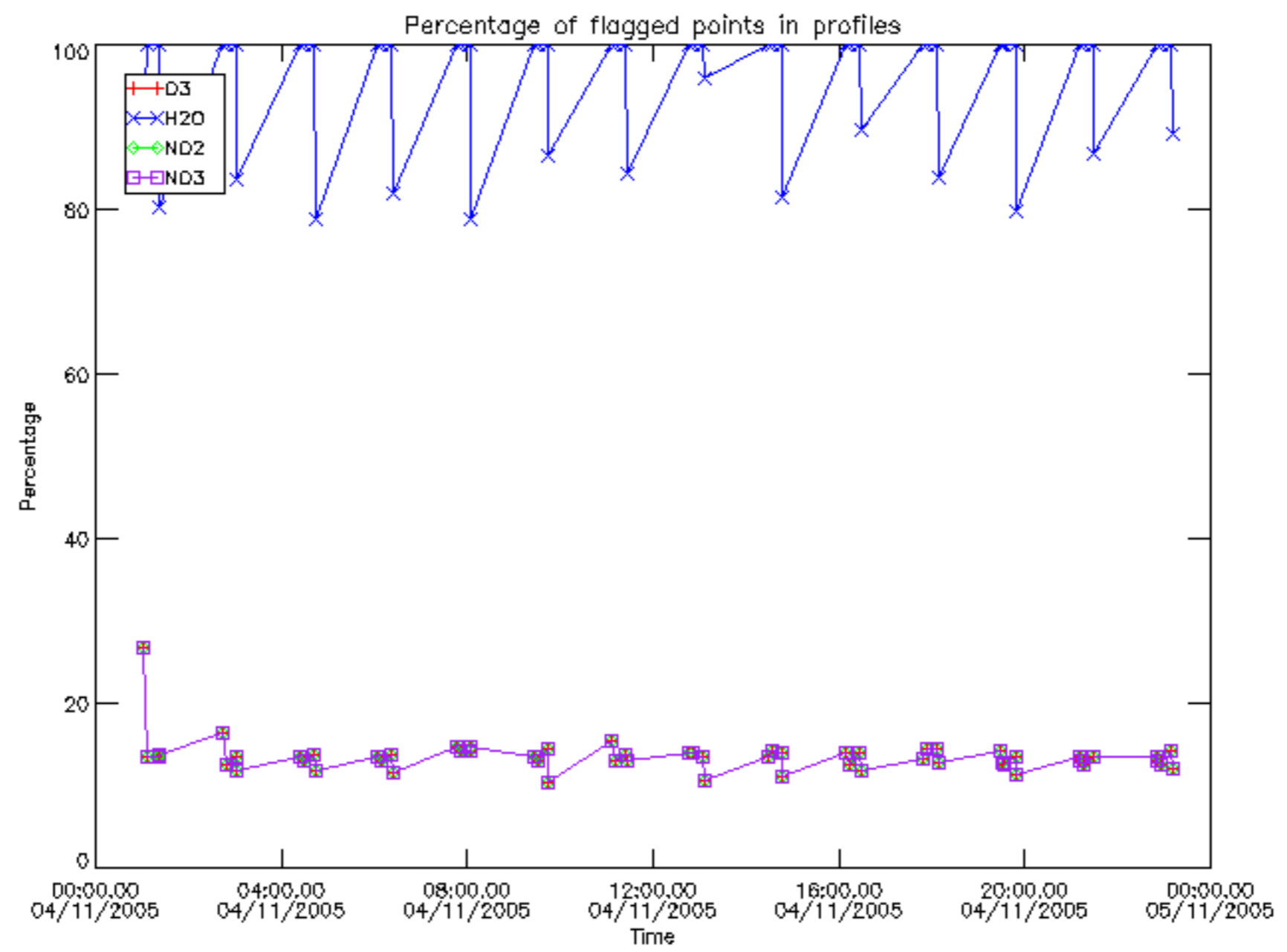
The colorbar represents the latitude.



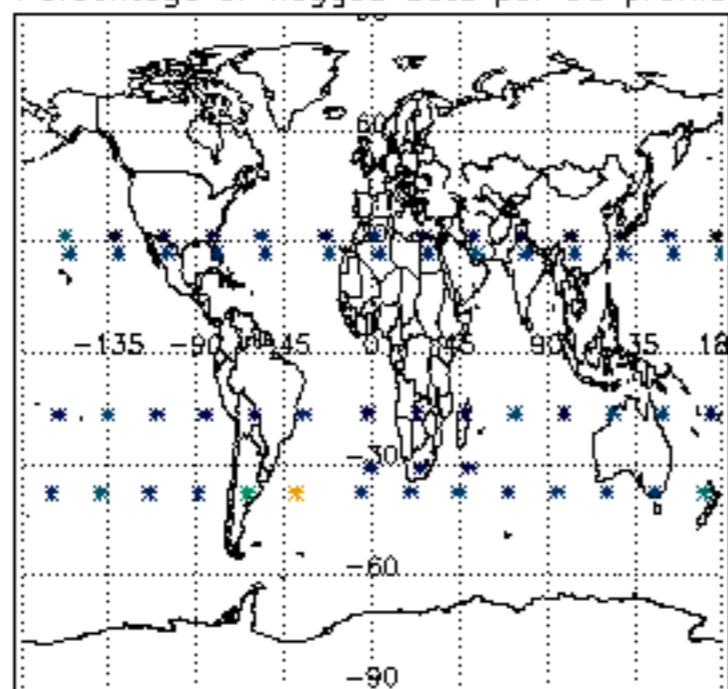
6. Auxiliary Data Files used for the production reported in section 2

The number reported in the third column indicates since which file (see list in section 2) the corresponding auxiliary file has been used. The fourth column is the date of those product files.

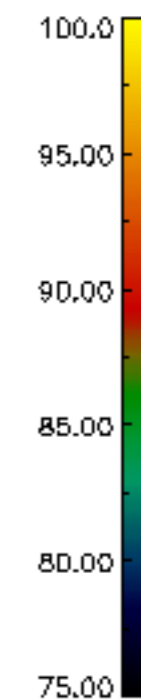
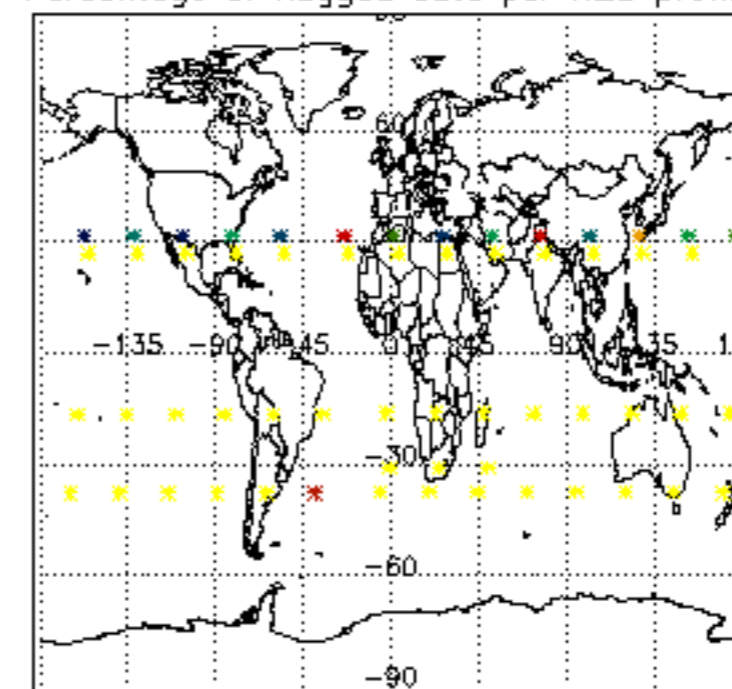
Type	Auxiliary Filename	Used since product	Used since product date
INST_PHYS_CHARACTERISTICS	GOM_INS_AXVIEC20091111_143220_20030716_120000_20500101_000000	1	04-NOV-2005 00:06:33
LEVEL-2_PROC_CONFIG	GOM_PR2_AXVIEC20091111_152718_20020301_000000_20500101_000000	1	04-NOV-2005 00:06:33
CROSS_SECTIONS_FILE	GOM_CRS_AXVIEC20091111_154832_20020301_000000_20500101_000000	1	04-NOV-2005 00:06:33



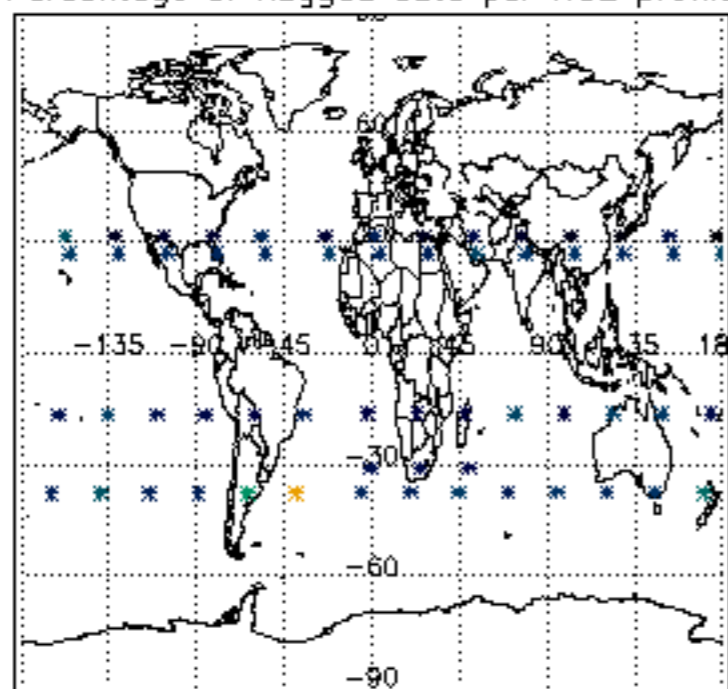
Percentage of flagged data per D3 profile



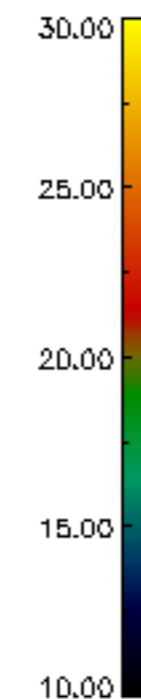
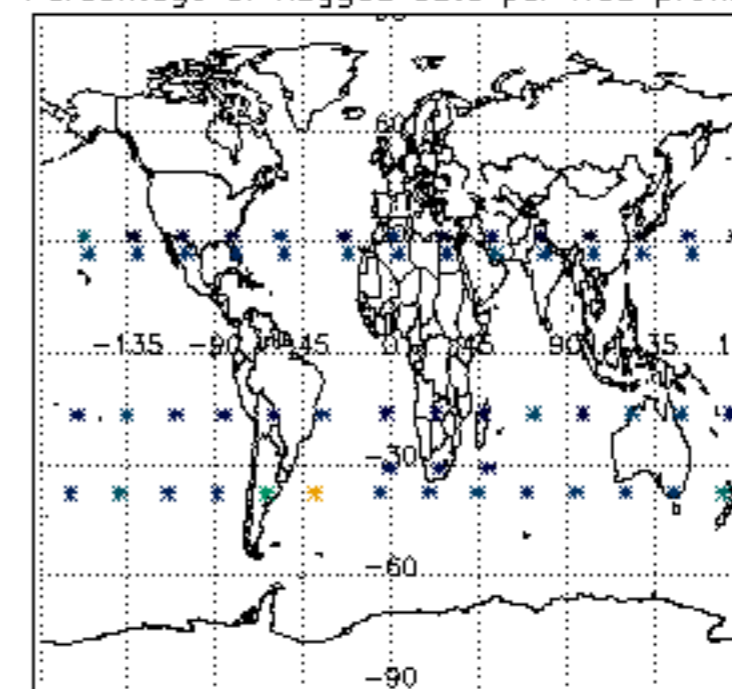
Percentage of flagged data per H2O profile

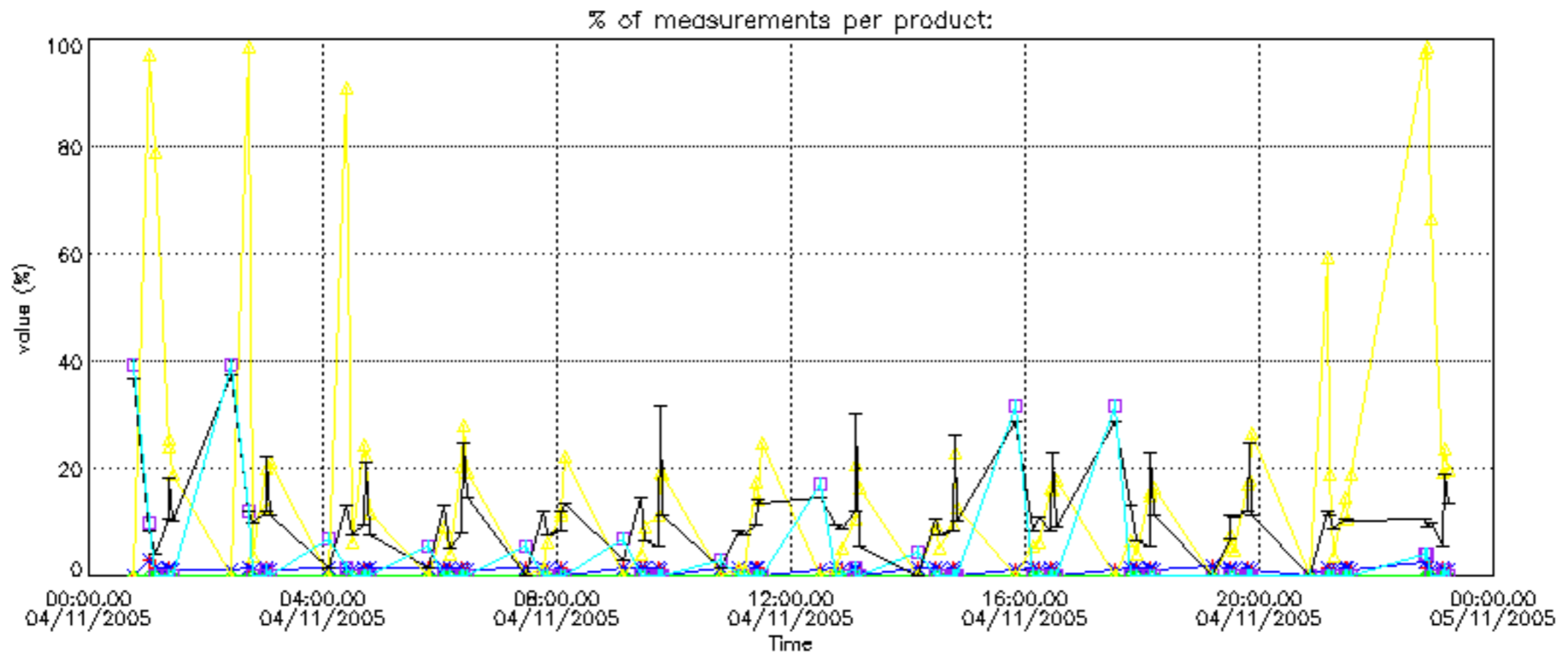


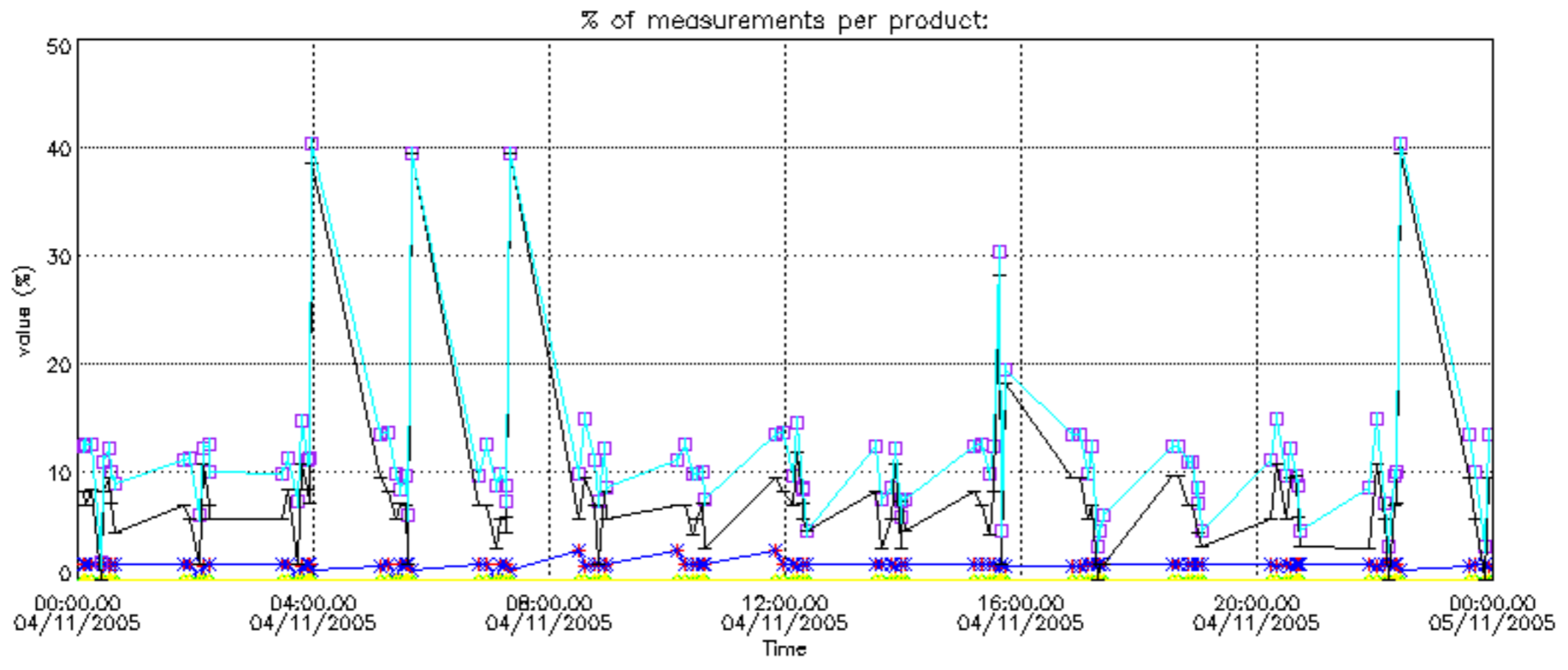
Percentage of flagged data per NO2 profile



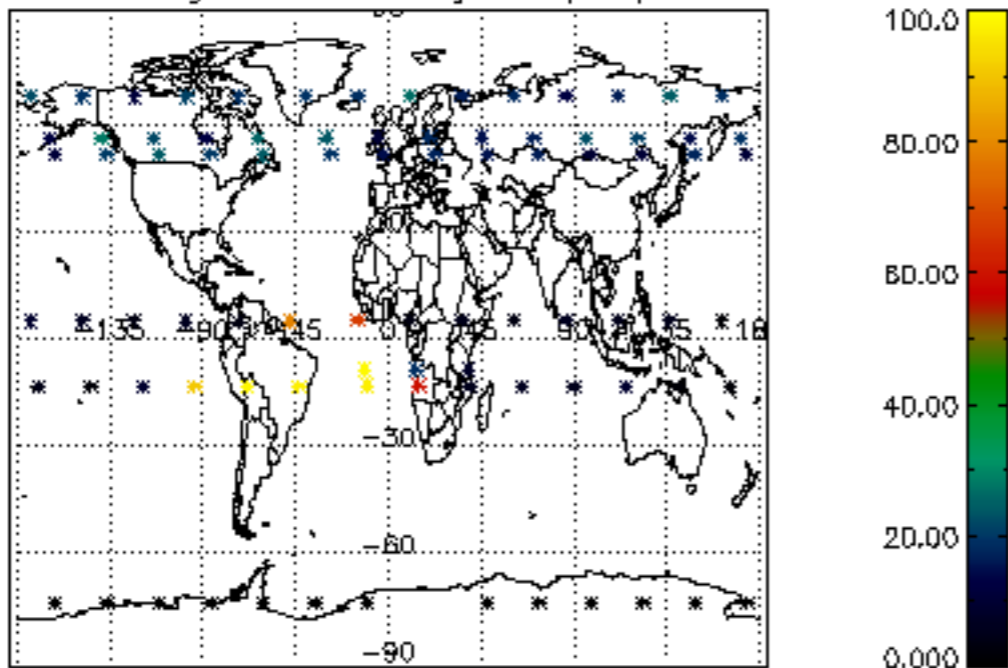
Percentage of flagged data per NO3 profile



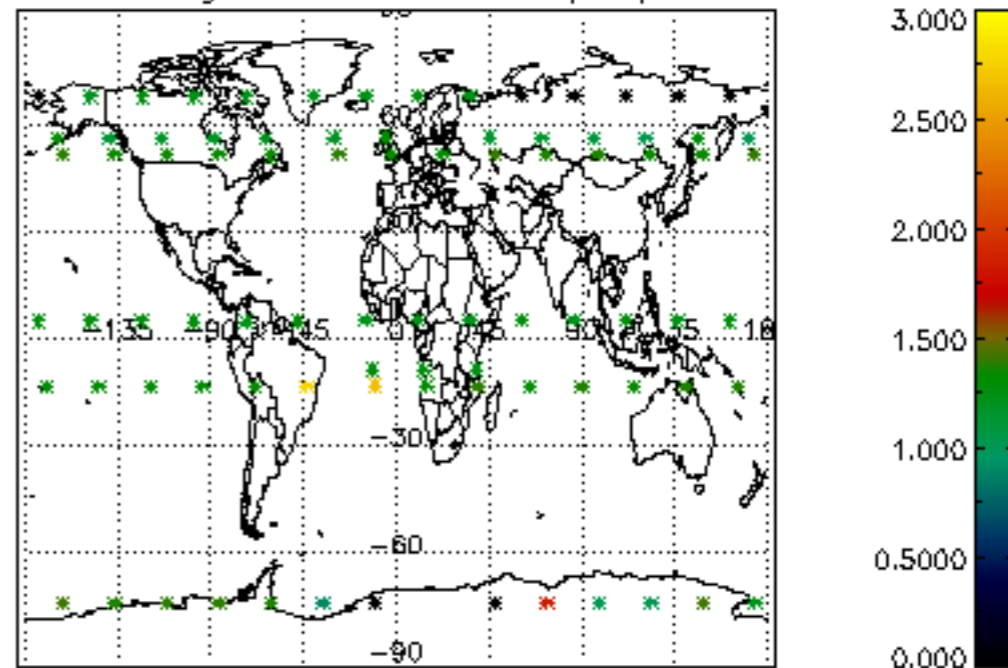




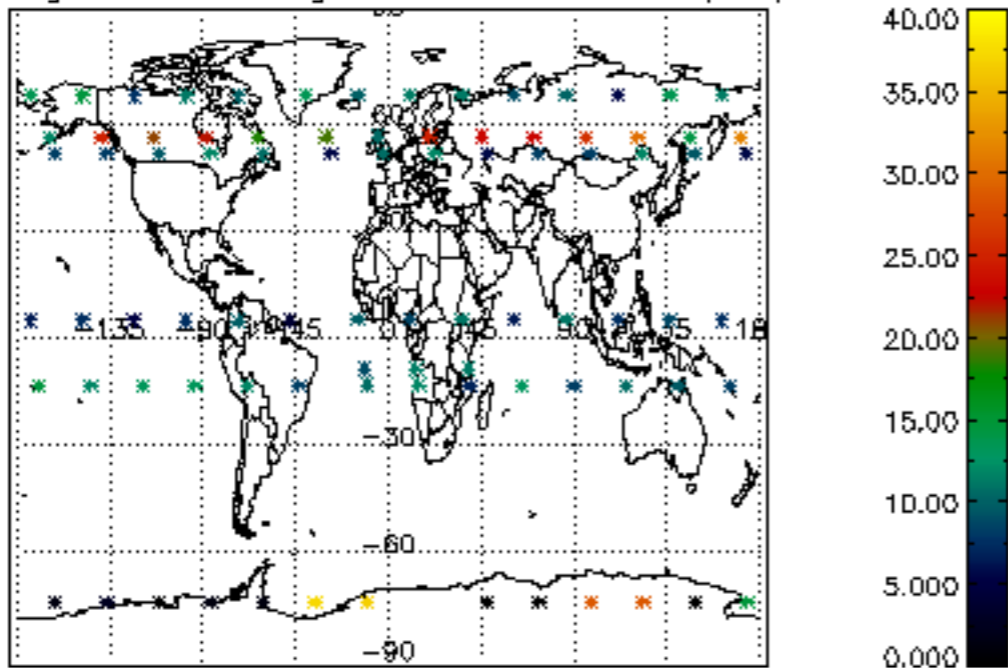
Percentage of cosmic ray hits per profile



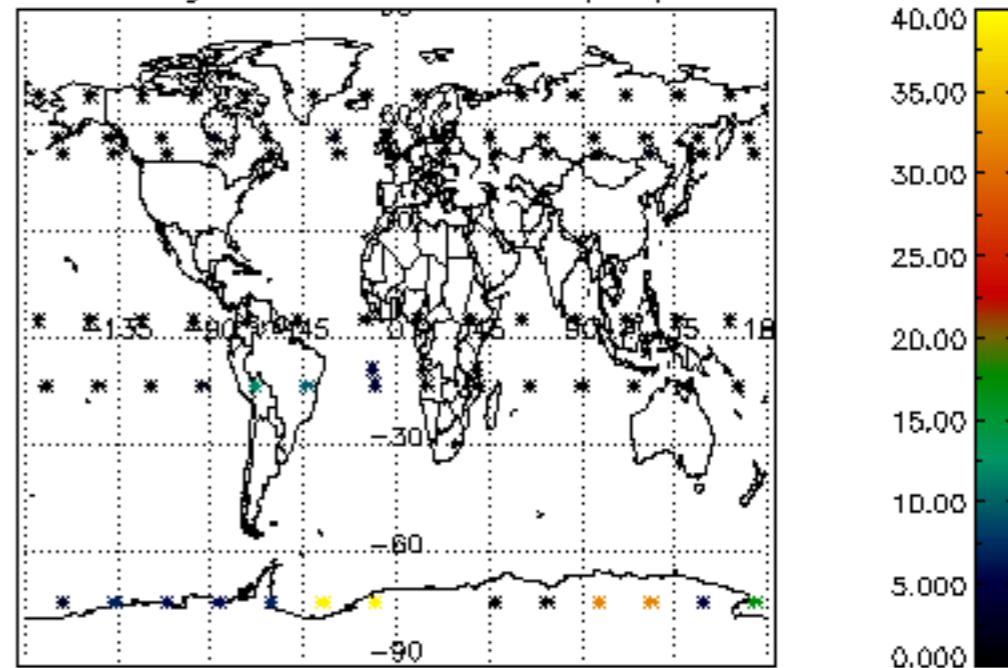
Percentage of datation errors per profile



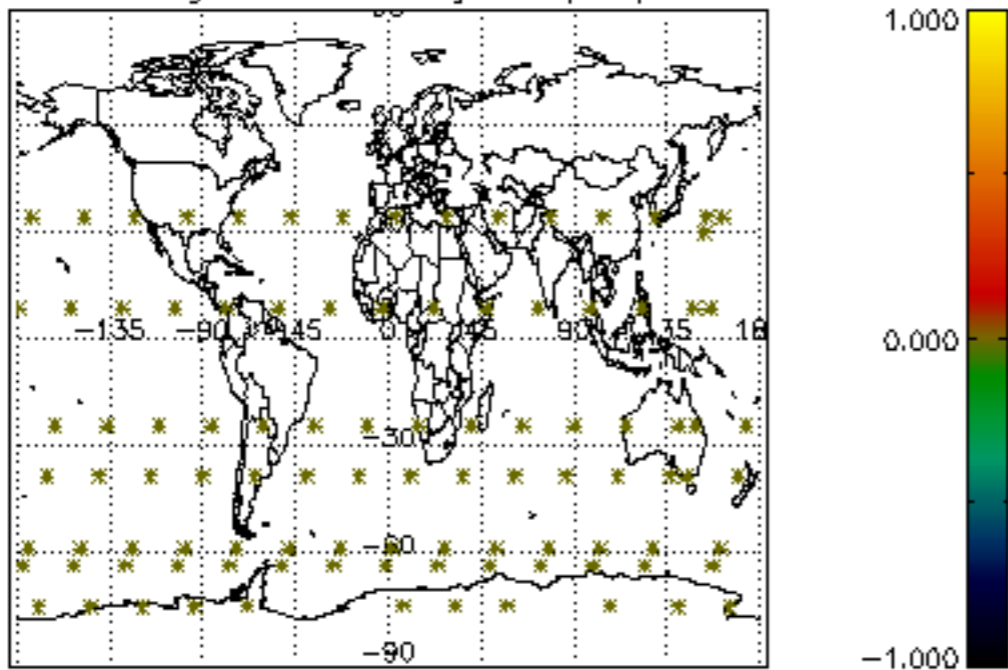
Percentage of star falling outside central band per profile



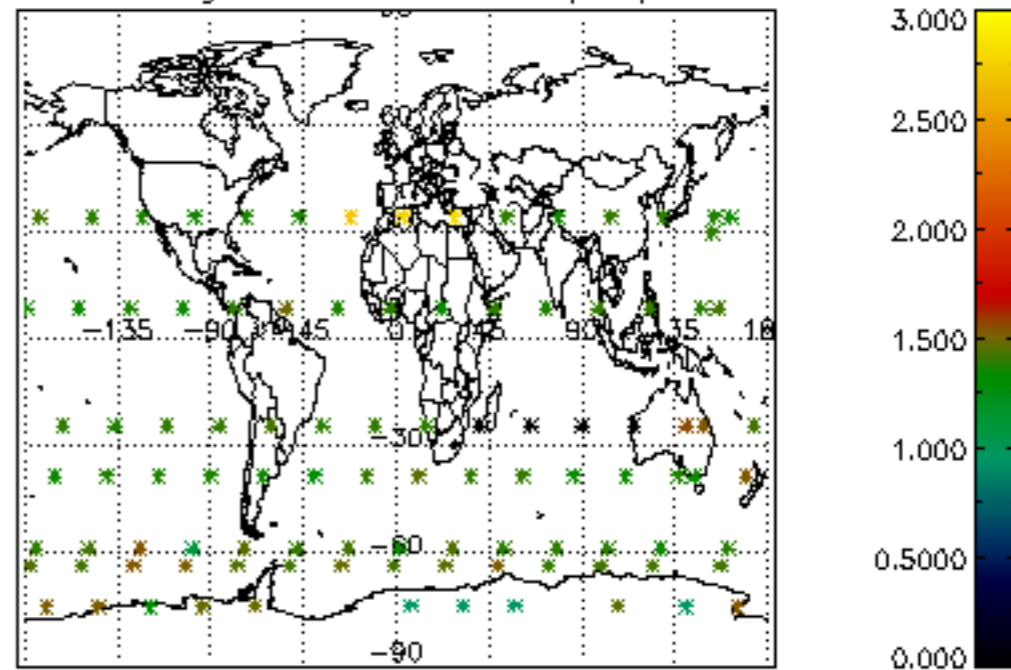
Percentage of saturation errors per profile



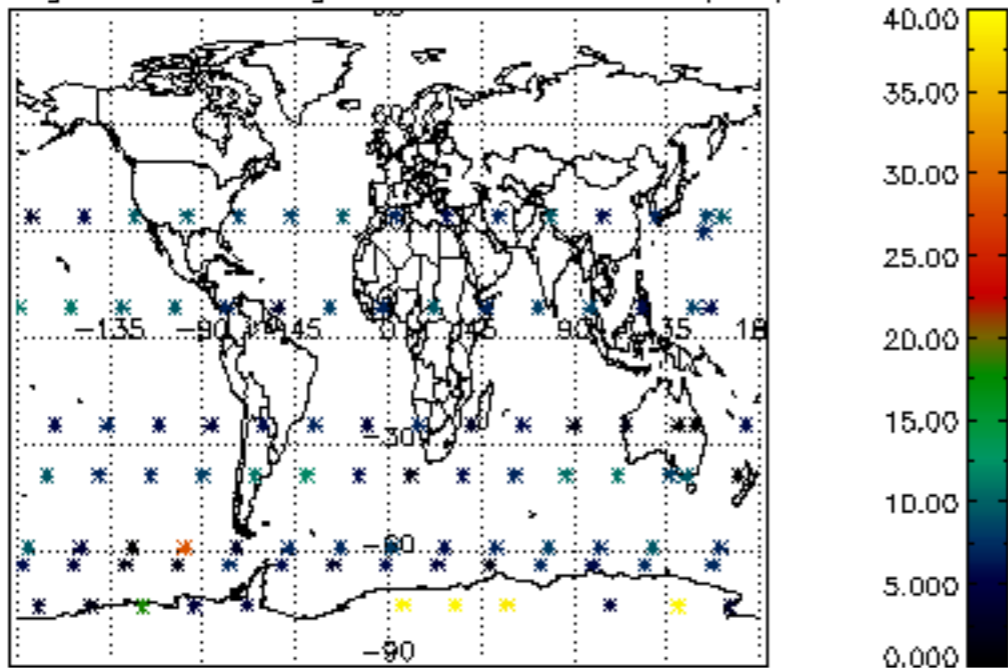
Percentage of cosmic ray hits per profile



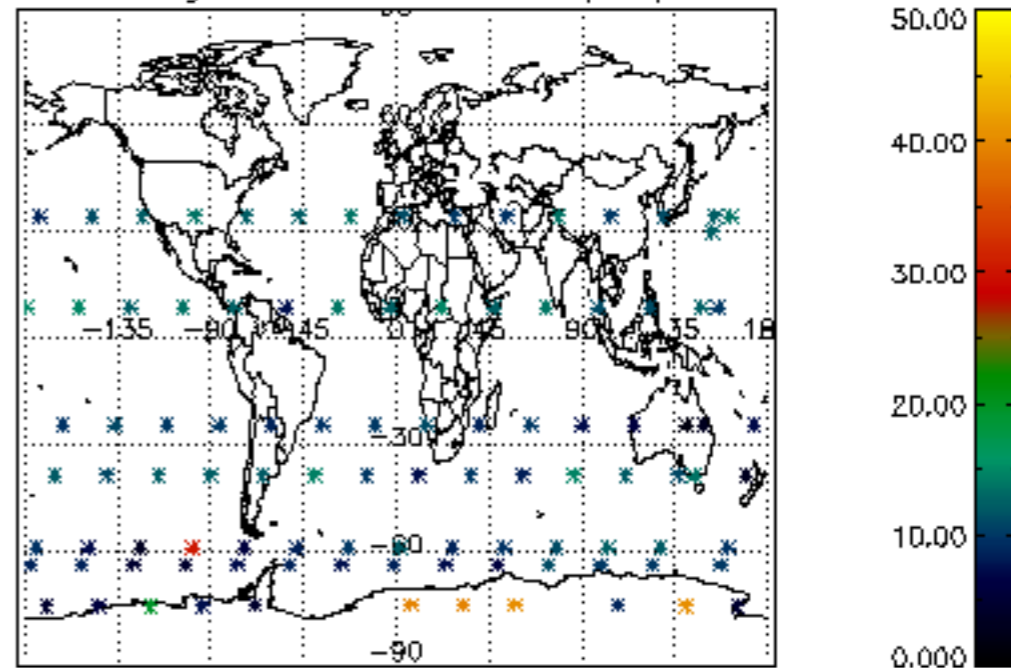
Percentage of datation errors per profile

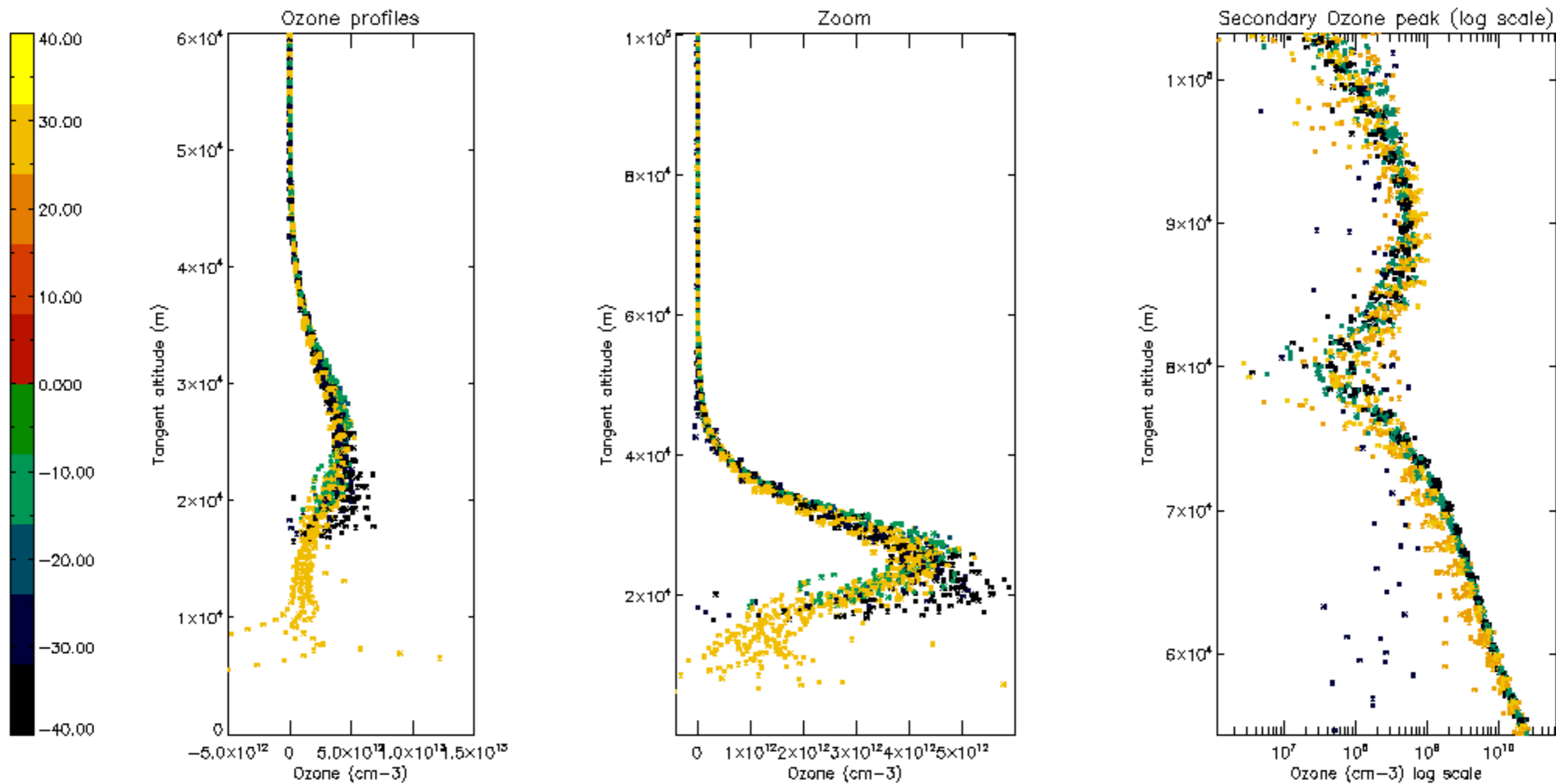


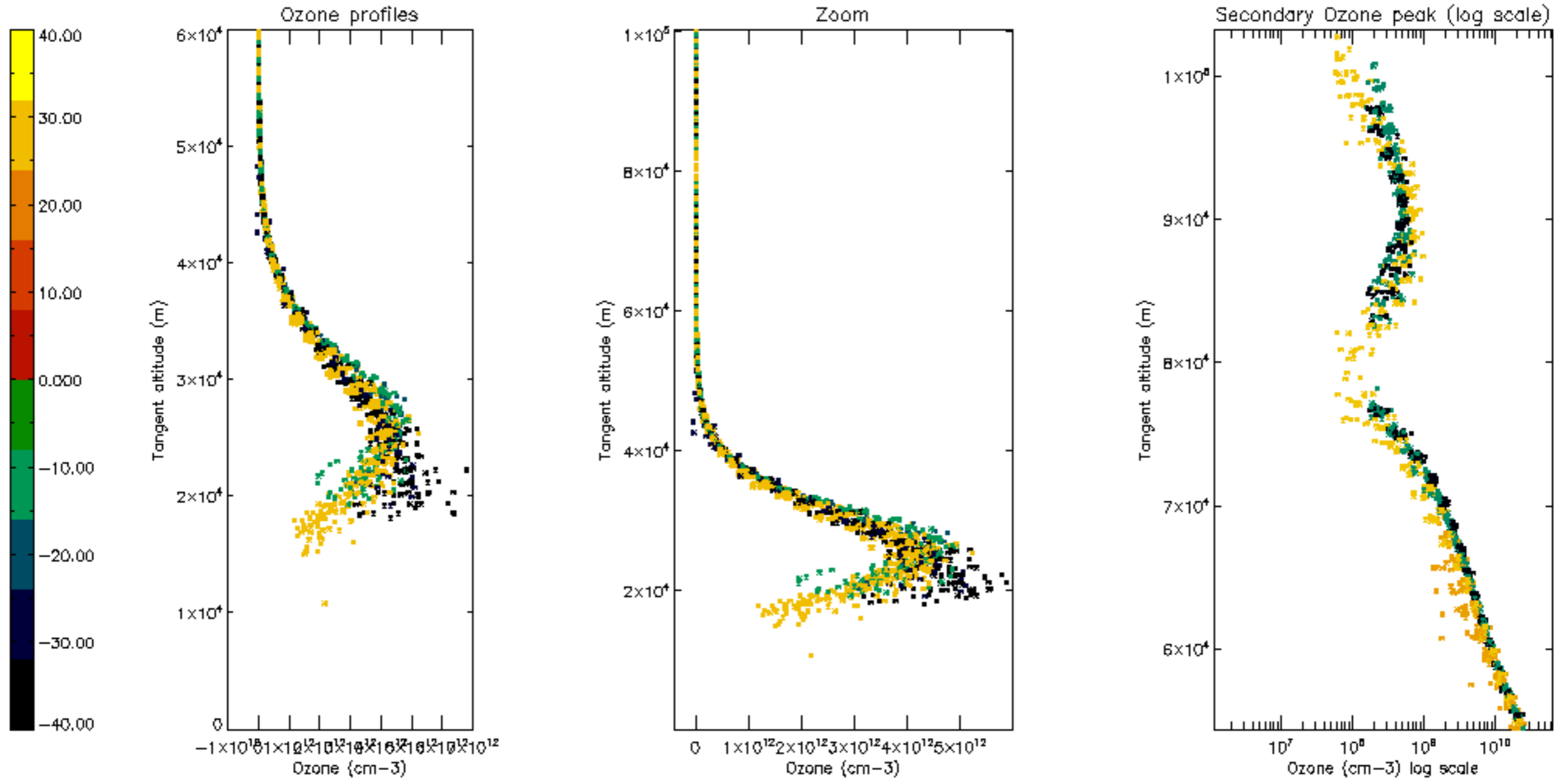
Percentage of star falling outside central band per profile

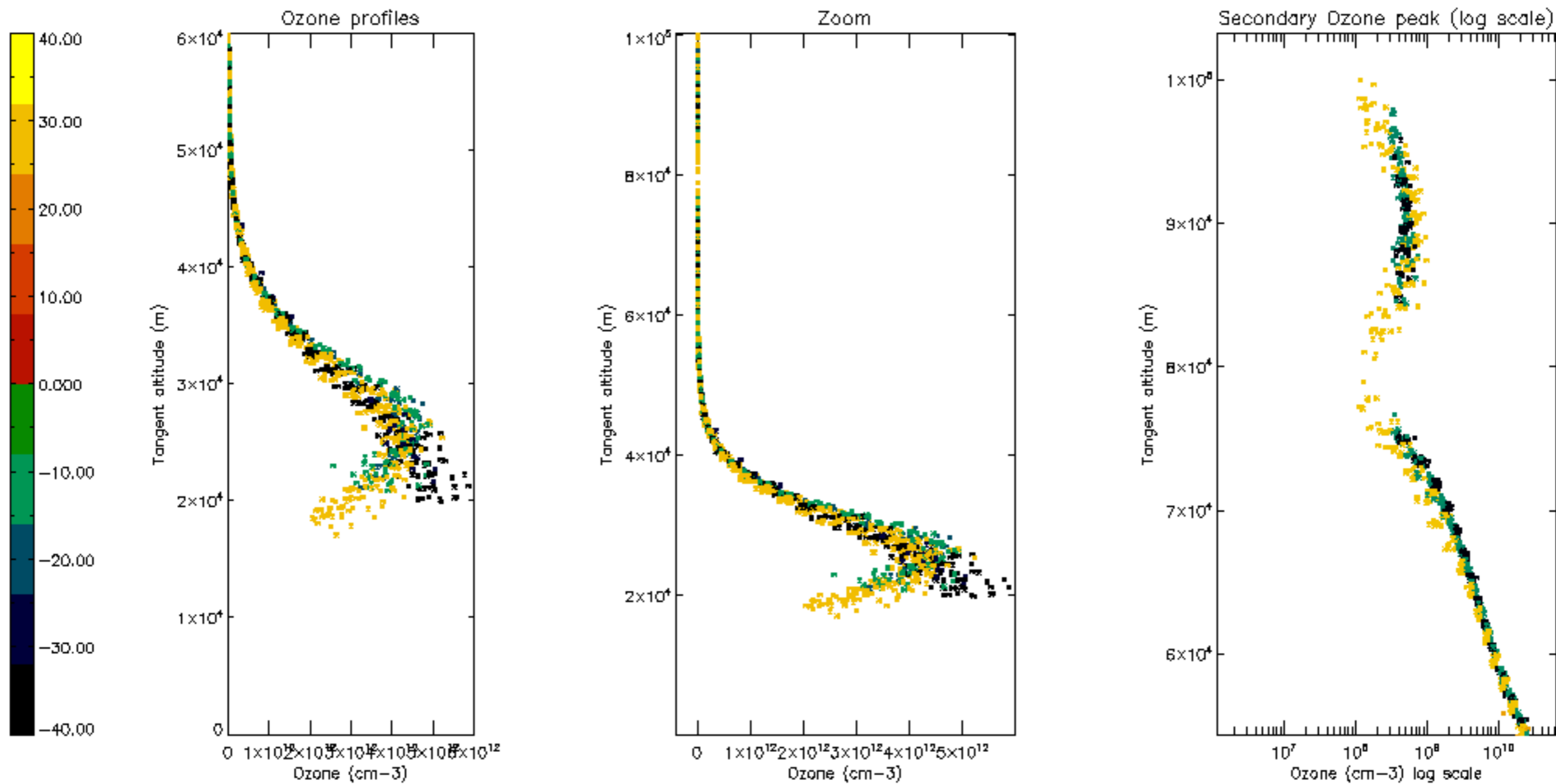


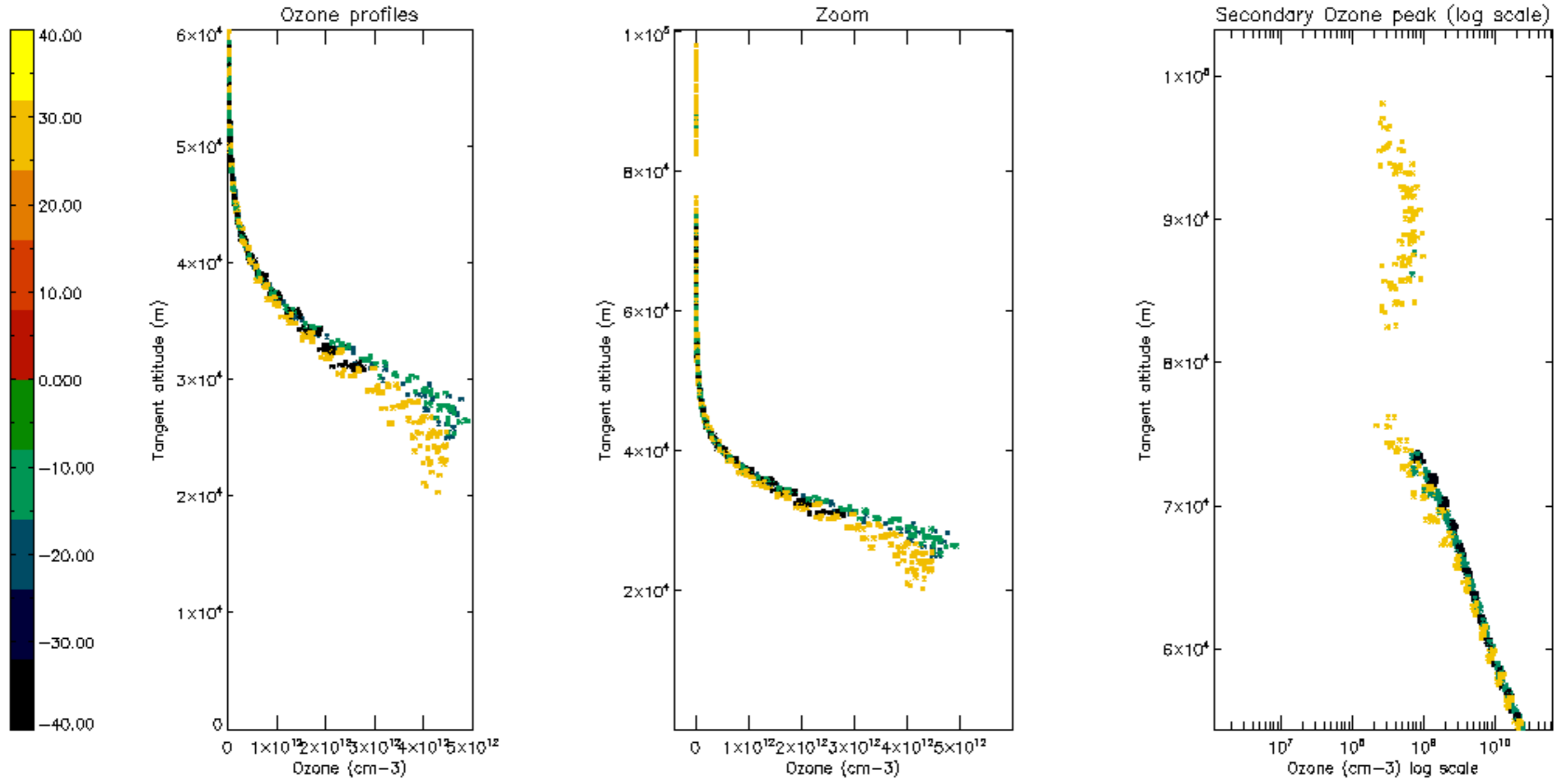
Percentage of saturation errors per profile

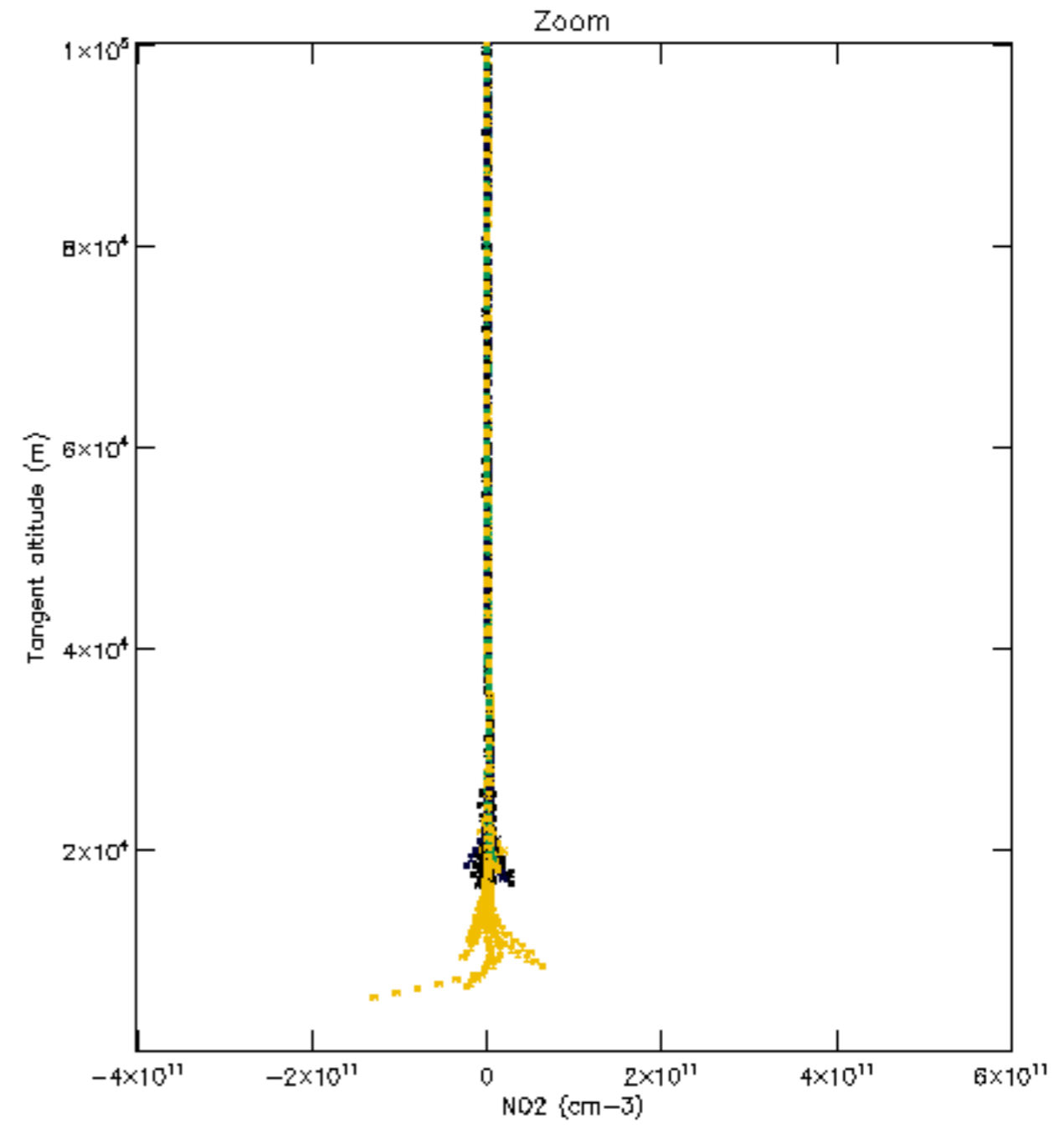
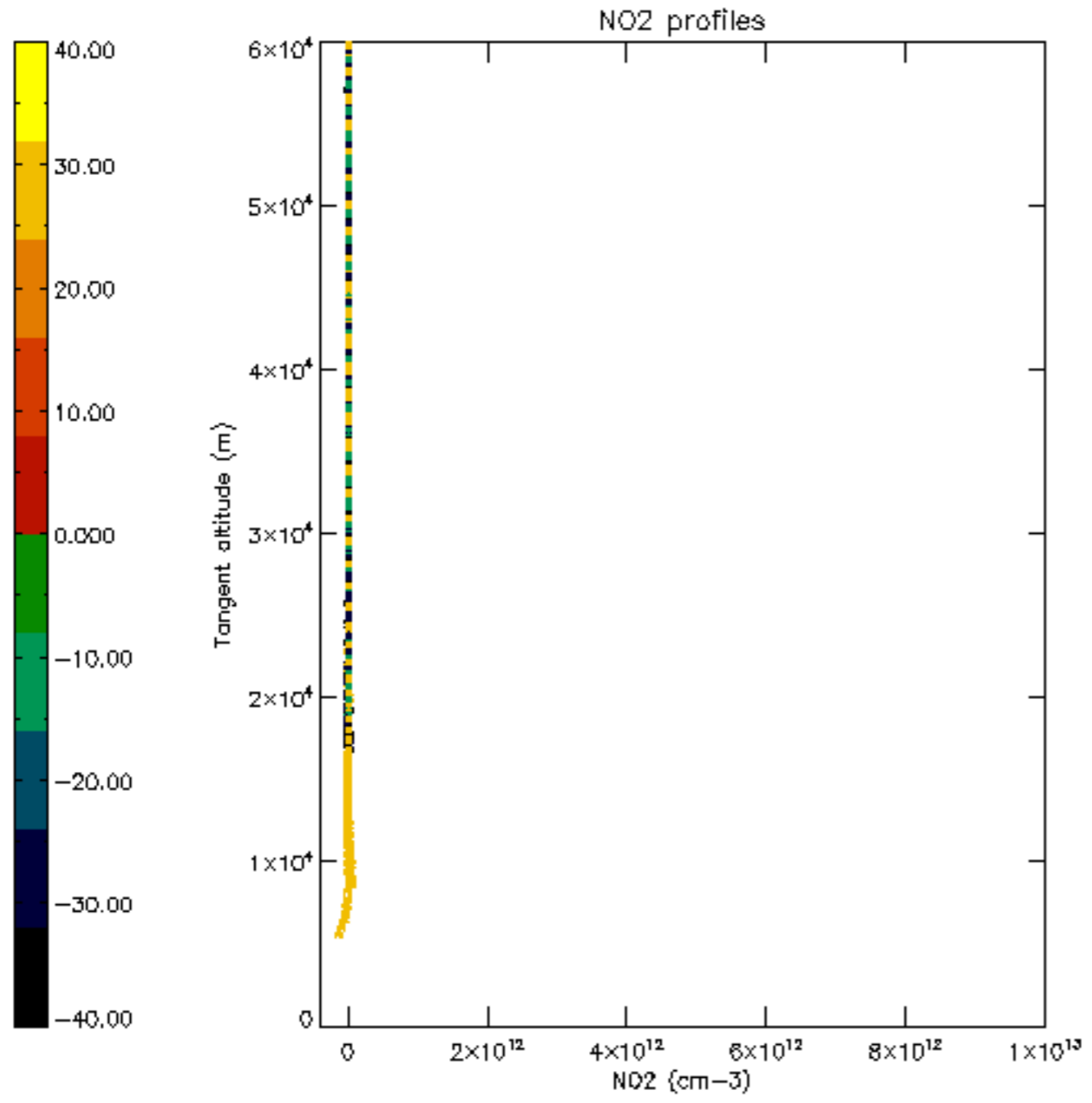


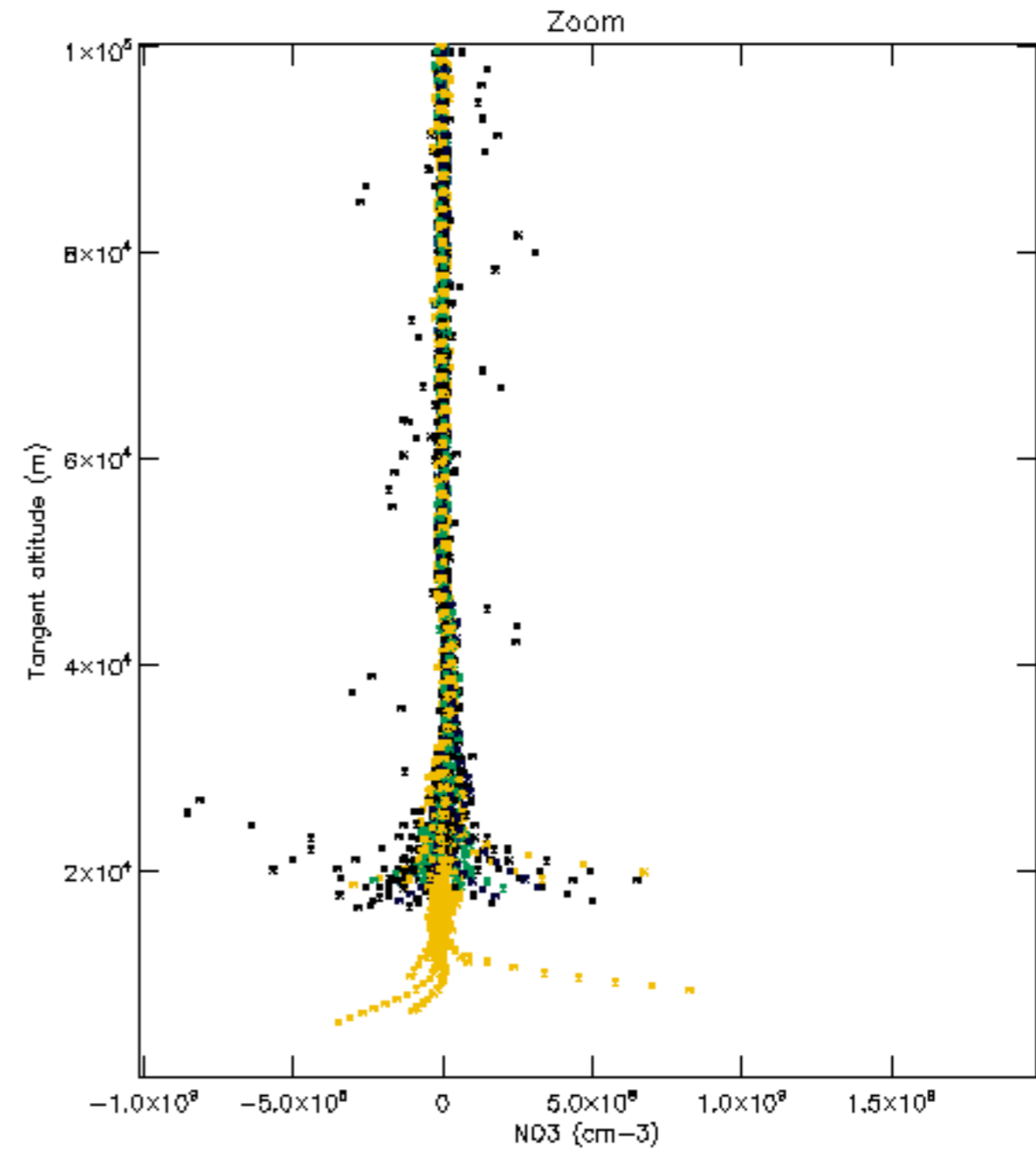
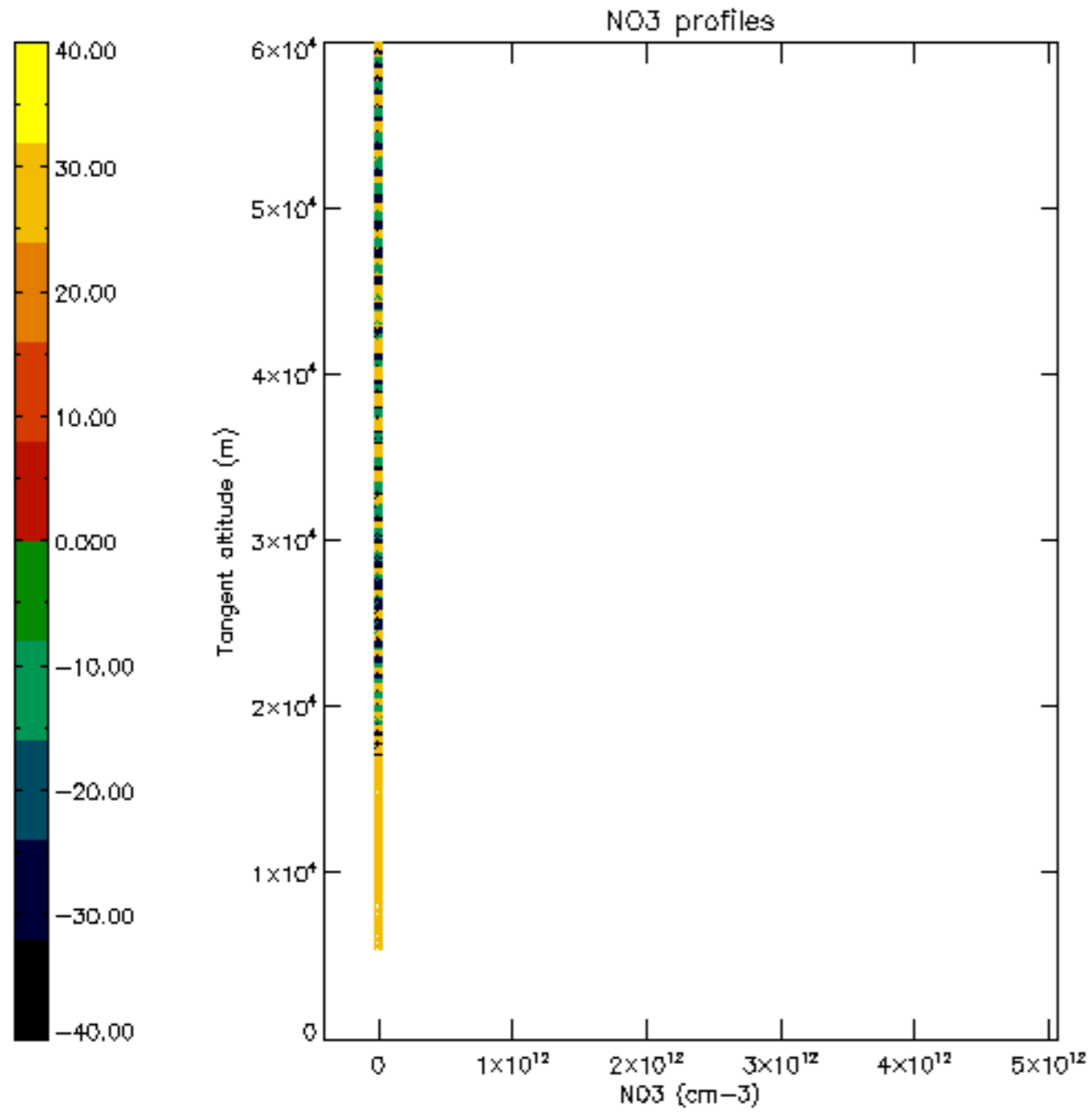


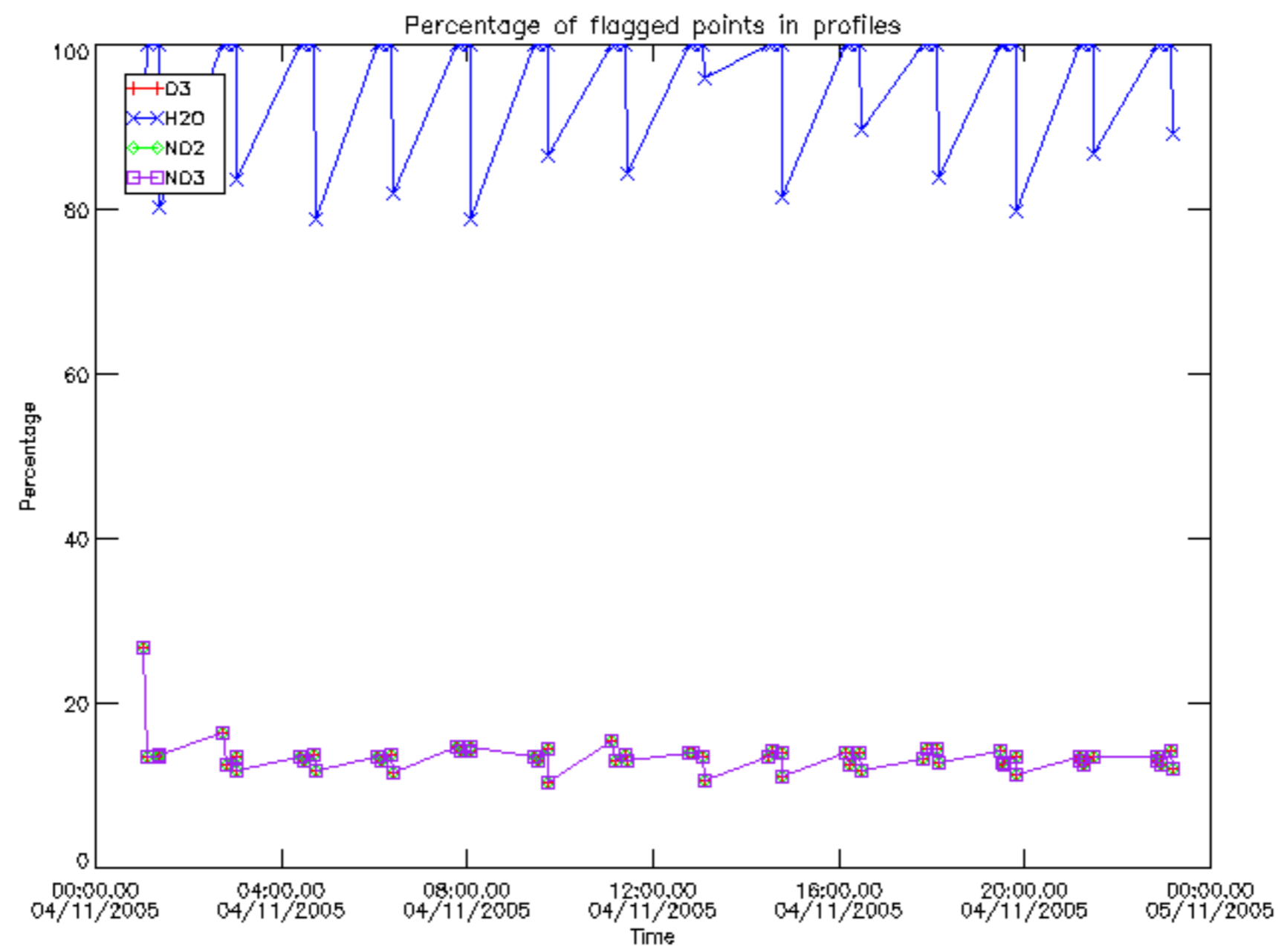




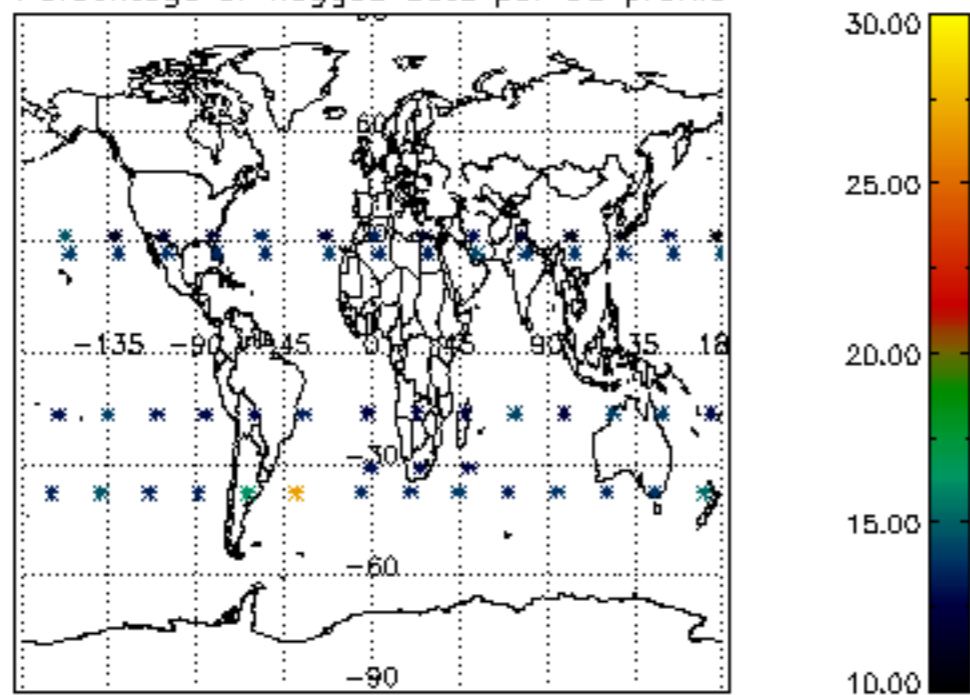




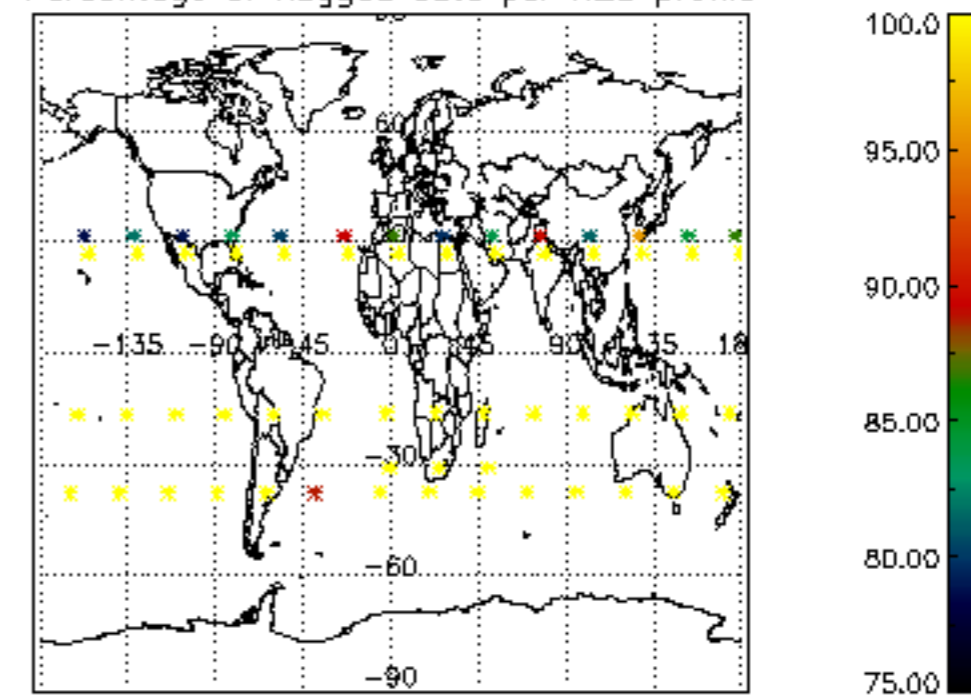




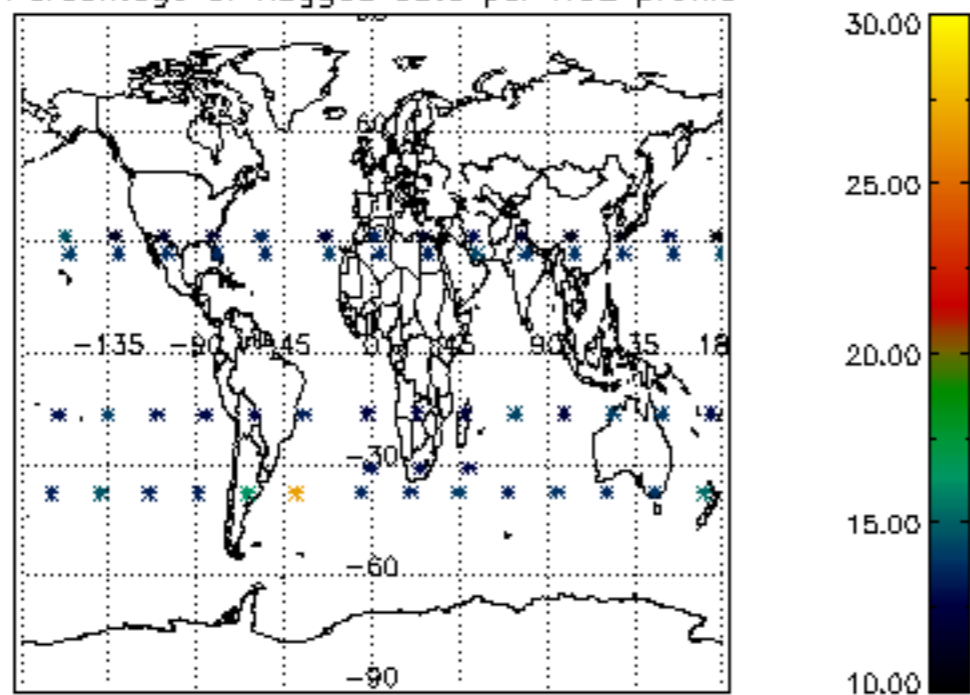
Percentage of flagged data per D3 profile



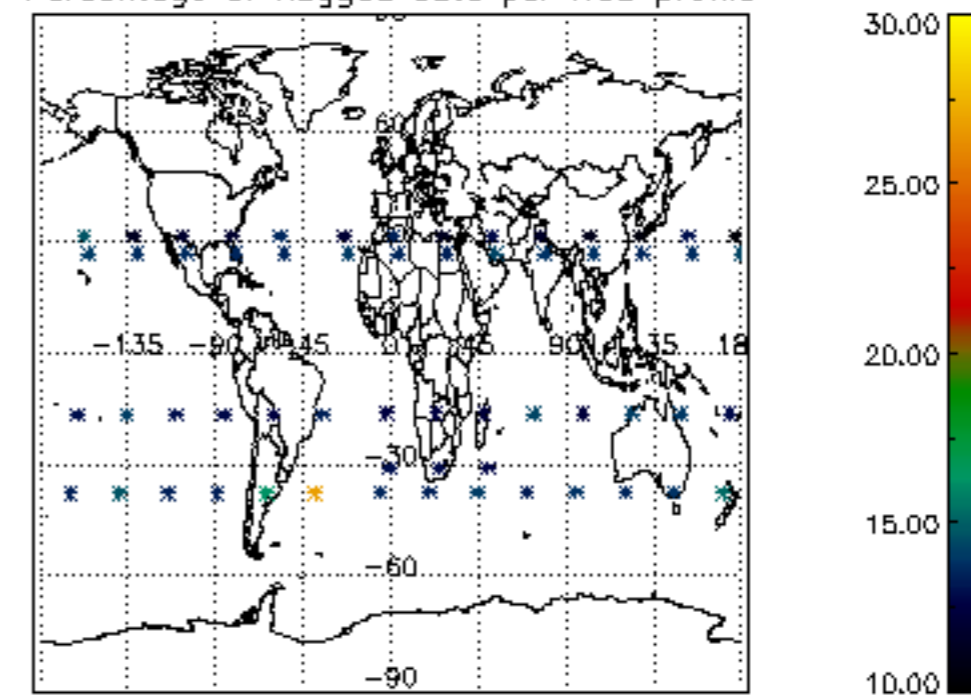
Percentage of flagged data per H2O profile

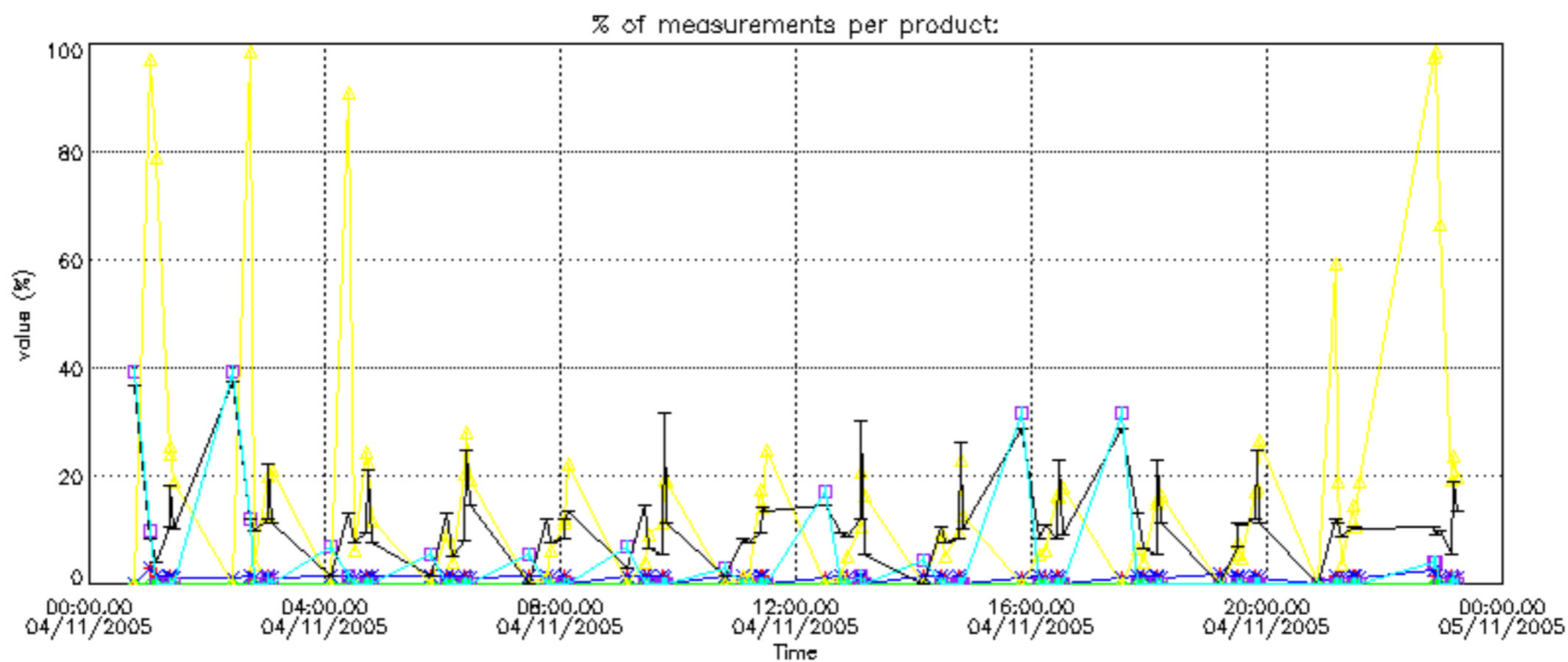


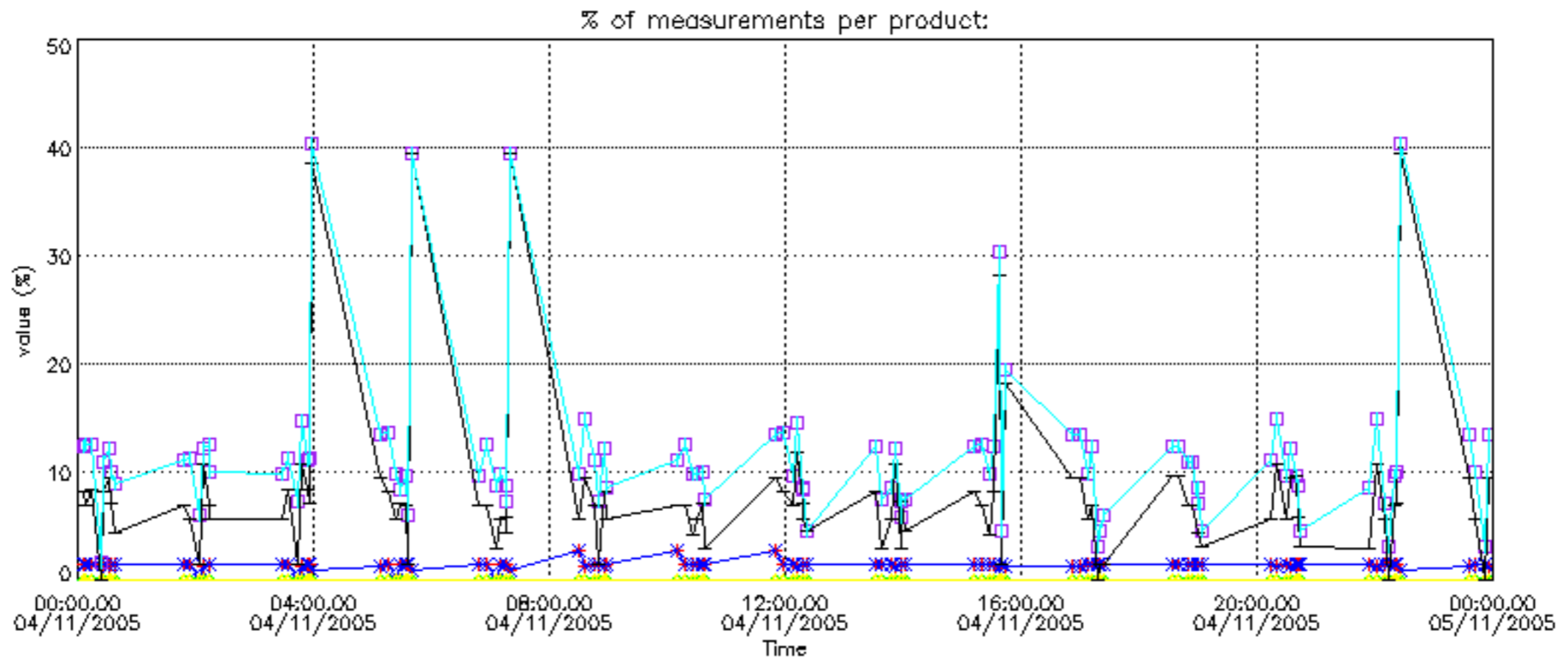
Percentage of flagged data per NO2 profile



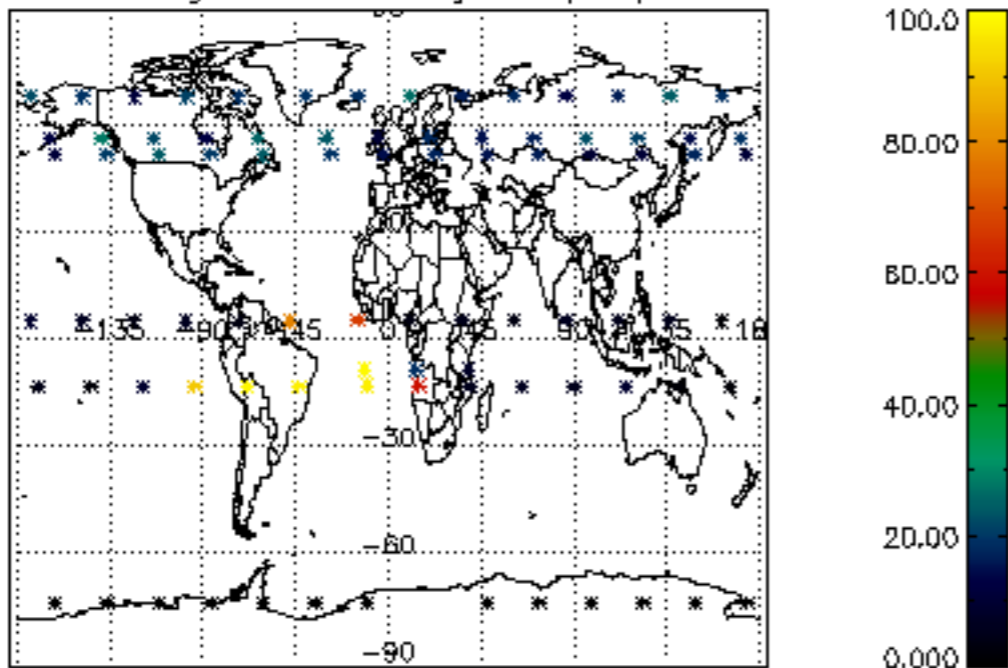
Percentage of flagged data per NO3 profile



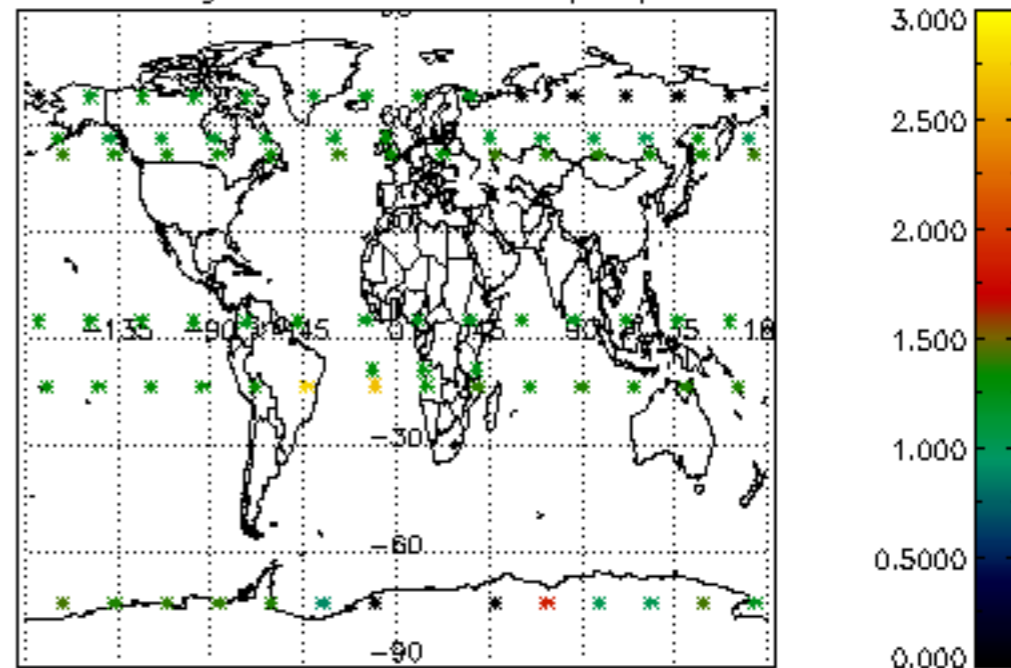




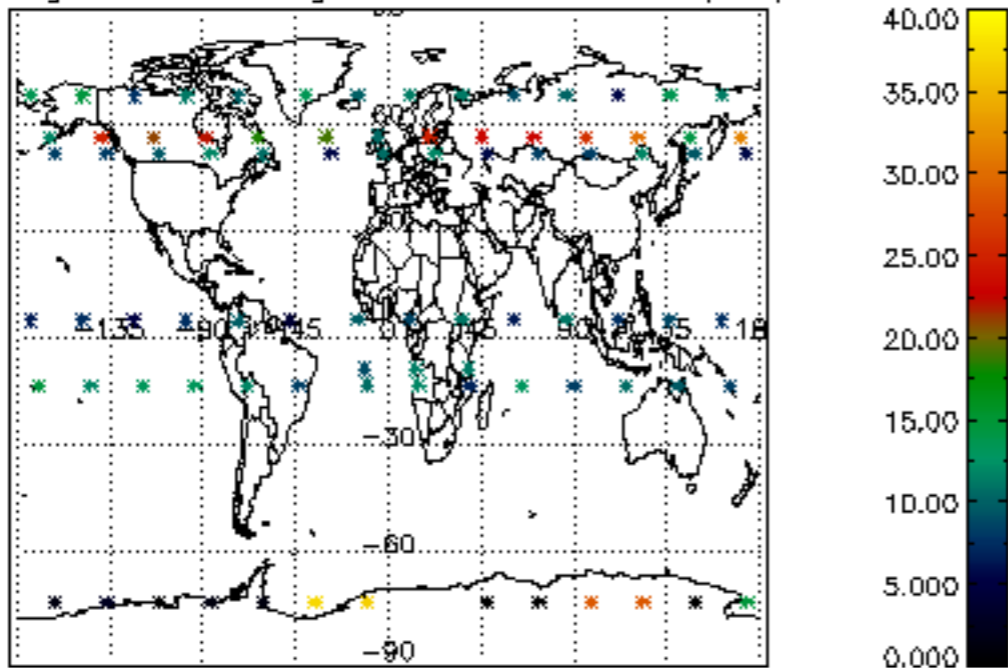
Percentage of cosmic ray hits per profile



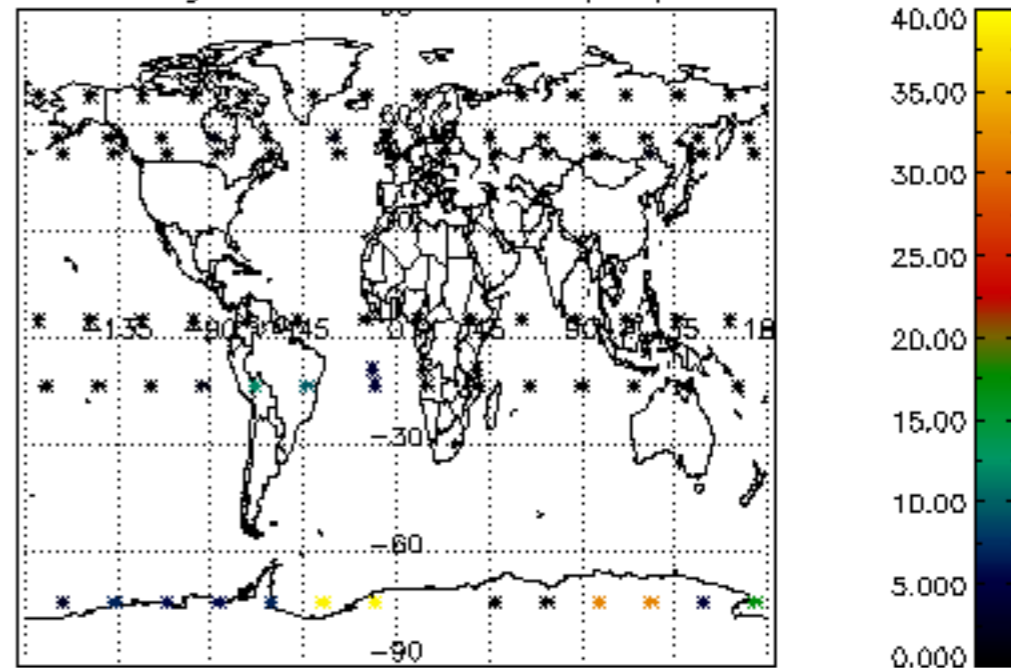
Percentage of datation errors per profile



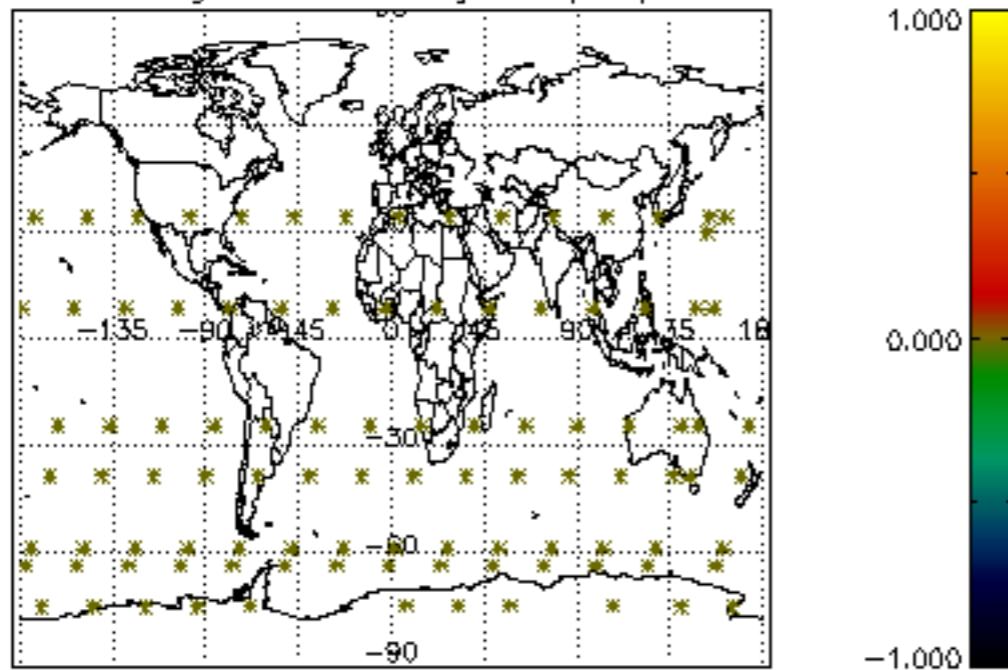
Percentage of star falling outside central band per profile



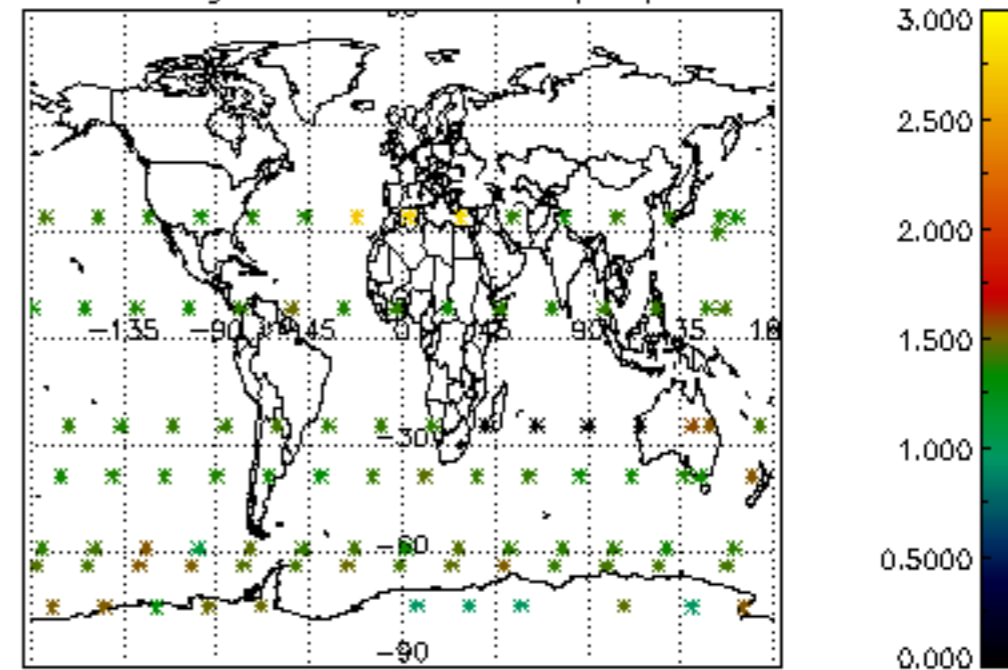
Percentage of saturation errors per profile



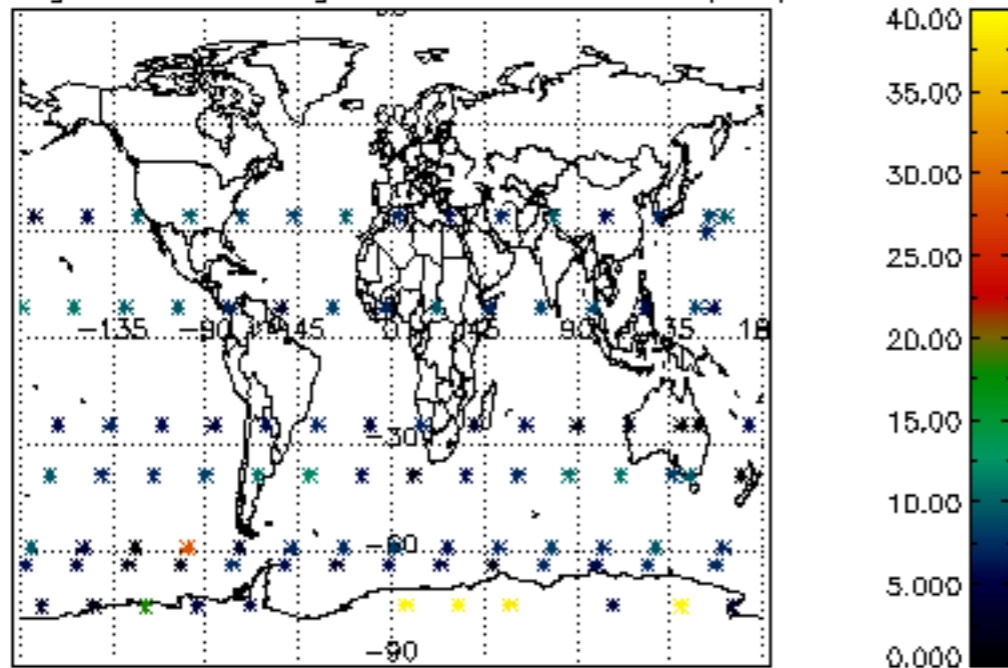
Percentage of cosmic ray hits per profile



Percentage of datation errors per profile



Percentage of star falling outside central band per profile



Percentage of saturation errors per profile

