

GOMOS Level 2 Daily Report

SUMMARY

[1. General Info](#)

[2. Summary of processed GOM_NL_2P products](#)

[3. Level 2 Quality information per product](#)

[3.1 Plot of level 2 quality information per product \(time dependant\)](#)

[3.2 Plot of level 2 quality information per product \(world map\)](#)

[4. Level 1 Quality information per product \(stored on level 2 products\)](#)

[4.1 Plot of level 1 quality information per product \(time dependant\)](#)

[4.1.1 Plot of level 1 quality information per product \(time dependant\): ASCENDING](#)

[4.1.2 Plot of level 1 quality information per product \(time dependant\): DESCENDING](#)

[4.2 Plot of level 1 quality information per product \(world map\)](#)

[4.2.1 Plot of level 1 quality information per product \(world map\): ASCENDING](#)

[4.2.2 Plot of level 1 quality information per product \(world map\): DESCENDING](#)

[5. Ozone profiles based on quality statistics and other trace gas profiles](#)

[5.1 Ozone statistics based on quality of products](#)

[5.2 Plot ozone profiles for all STD \(dark without errors\)](#)

[5.3 Plot ozone profiles where STD < 20% \(dark without errors\)](#)

[5.4. Plot ozone profiles where STD < 10% \(dark without errors\)](#)

[5.5. Plot ozone profiles where STD < 5% \(dark without errors\)](#)

[5.6 Plot NO2 profiles for all STD \(dark without errors\)](#)

[5.7 Plot NO3 profiles for all STD \(dark without errors\)](#)

[5.8 Plot H2O profiles \(only for occultations of stars 1,2,3,4,13,14,16,26,63 dark without errors\) for all STD](#)

[6. Auxiliary Data Files used for the production reported in section 2](#)

This report presents the daily analysis on parameters extracted from GOMOS level 2 data (GOM_NL__2P). It is intended to monitor some important parameters that will impact the quality of these products. A list of level 2 products (and content) that have arrived during the reporting day to the PCF is also given.

Item	Value
Time of report generation	18APR2013 12:14:42
Data source version	GOMOS/6.01
Start time of products	03-11-2005 (03NOV2005 00:00:00)
Stop time of products	04-11-2005 (04NOV2005 00:00:00)
Store outputs in DB	Yes
Nb of level 2 prods	202
Nb of prods with errors	0

2. Summary of processed GOM_NL__2P products.

Nr	Filename	UTC Start time	Limb	Duration	Star Id	Star Name	Star Mag	Star Temp	Nb Meas	Orbit	Prod. error
1	GOM_NL__2PRFIN20051103_001159_000000382042_00131_19223_8150.N1	03-NOV-2005 00:11:59	Dark	38.000	143	Alp Hyi	2.8570	7200.0	76	19223	No
2	GOM_NL__2PRFIN20051103_001321_000000462042_00131_19223_8151.N1	03-NOV-2005 00:13:21	Dark	46.000	9	Alp Eri	0.45300	24000.	92	19223	No
3	GOM_NL__2PRFIN20051103_001644_000000412042_00131_19223_8152.N1	03-NOV-2005 00:16:44	Straylight	40.500	157	The1Eri	2.9060	9300.0	81	19223	No
4	GOM_NL__2PRFIN20051103_002443_000000422042_00131_19223_8153.N1	03-NOV-2005 00:24:43	Straylight	41.500	52	16Bet Cet	2.0370	4500.0	83	19223	No
5	GOM_NL__2PRFIN20051103_003415_000000362042_00131_19223_8154.N1	03-NOV-2005 00:34:15	Bright	36.000	140	88Gam Peg	2.8340	26000.	72	19223	No
6	GOM_NL__2PRFIN20051103_003807_000000362042_00131_19223_8155.N1	03-NOV-2005 00:38:07	Bright	35.500	58	21Alp And	2.0730	11000.	71	19223	No
7	GOM_NL__2PRFIN20051103_003927_000000362042_00131_19223_8156.N1	03-NOV-2005 00:39:27	Bright	36.000	53	43Bet And	2.0480	3300.0	72	19223	No
8	GOM_NL__2PRFIN20051103_004522_000000362042_00131_19223_8157.N1	03-NOV-2005 00:45:22	Bright	36.000	68	18Alp Cas	2.2250	4500.0	72	19223	No
9	GOM_NL__2PRFIN20051103_004631_000000352042_00131_19223_8158.N1	03-NOV-2005 00:46:31	Bright	34.500	76	27Gam Cas	2.3000	30000.	69	19223	No
10	GOM_NL__2PRFIN20051103_005437_000000382042_00131_19223_8159.N1	03-NOV-2005 00:54:37	Bright	37.500	49	1Alp UMi	1.9900	6300.0	75	19223	No
11	GOM_NL__2PRFIN20051103_005832_000000372042_00131_19223_8160.N1	03-NOV-2005 00:58:32	Bright	36.500	60	7Bet UMi	2.0810	3950.0	73	19223	No
12	GOM_NL__2PRFIN20051103_010423_000000352042_00131_19223_8161.N1	03-NOV-2005 01:04:23	Bright	34.500	32	77Eps UMa	1.7630	11000.	69	19223	No
13	GOM_NL__2PRFIN20051103_010544_000000352042_00131_19223_8162.N1	03-NOV-2005 01:05:44	Bright	35.000	39	85Eta UMa	1.8540	24000.	70	19223	No
14	GOM_NL__2PRFIN20051103_010919_000000332042_00131_19223_8163.N1	03-NOV-2005 01:09:19	Bright	33.000	152	12Alp2CVn	2.8900	11000.	66	19223	No
15	GOM_NL__2PRFIN20051103_011647_000000352042_00131_19223_8164.N1	03-NOV-2005 01:16:47	Bright	35.000	62	94Bet Leo	2.1360	9700.0	70	19223	No
16	GOM_NL__2PRFIN20051103_013421_000000382042_00131_19223_8165.N1	03-NOV-2005 01:34:21	Dark	37.500	99	Del Cen	2.5750	26000.	75	19223	No
17	GOM_NL__2PRFIN20051103_013902_000000372042_00132_19224_8149.N1	03-NOV-2005 01:39:02	Dark	36.500	124	The Car	2.7640	30000.	73	19224	No
18	GOM_NL__2PRFIN20051103_015235_000000432042_00132_19224_8150.N1	03-NOV-2005 01:52:35	Dark	42.500	143	Alp Hyi	2.8570	7200.0	85	19224	No
19	GOM_NL__2PRFIN20051103_015357_000000412042_00132_19224_8151.N1	03-NOV-2005 01:53:57	Dark	40.500	9	Alp Eri	0.45300	24000.	81	19224	No
20	GOM_NL__2PRFIN20051103_015720_000000402042_00132_19224_8152.N1	03-NOV-2005 01:57:20	Straylight	39.500	157	The1Eri	2.9060	9300.0	79	19224	No
21	GOM_NL__2PRFIN20051103_020519_000000442042_00132_19224_8153.N1	03-NOV-2005 02:05:19	Straylight	43.500	52	16Bet Cet	2.0370	4500.0	87	19224	No
22	GOM_NL__2PRFIN20051103_021451_000000352042_00132_19224_8154.N1	03-NOV-2005 02:14:51	Bright	34.500	140	88Gam Peg	2.8340	26000.	69	19224	No
23	GOM_NL__2PRFIN20051103_021843_000000372042_00132_19224_8155.N1	03-NOV-2005 02:18:43	Bright	37.000	58	21Alp And	2.0730	11000.	74	19224	No
24	GOM_NL__2PRFIN20051103_022003_000000362042_00132_19224_8156.N1	03-NOV-2005 02:20:03	Bright	36.000	53	43Bet And	2.0480	3300.0	72	19224	No
25	GOM_NL__2PRFIN20051103_022558_000000362042_00132_19224_8157.N1	03-NOV-2005 02:25:58	Bright	35.500	68	18Alp Cas	2.2250	4500.0	71	19224	No
26	GOM_NL__2PRFIN20051103_022707_000000342042_00132_19224_8158.N1	03-NOV-2005 02:27:07	Bright	33.500	76	27Gam Cas	2.3000	30000.	67	19224	No
27	GOM_NL__2PRFIN20051103_023512_000000322042_00132_19224_8159.N1	03-NOV-2005 02:35:12	Bright	31.500	49	1Alp UMi	1.9900	6300.0	63	19224	No
28	GOM_NL__2PRFIN20051103_023908_000000362042_00132_19224_8160.N1	03-NOV-2005 02:39:08	Bright	36.000	60	7Bet UMi	2.0810	3950.0	72	19224	No
29	GOM_NL__2PRFIN20051103_024459_000000522042_00132_19224_8161.N1	03-NOV-2005 02:44:59	Bright	52.000	32	77Eps UMa	1.7630	11000.	104	19224	No
30	GOM_NL__2PRFIN20051103_024620_000000342042_00132_19224_8162.N1	03-NOV-2005 02:46:20	Bright	33.500	39	85Eta UMa	1.8540	24000.	67	19224	No
31	GOM_NL__2PRFIN20051103_024954_000000352042_00132_19224_8163.N1	03-NOV-2005 02:49:54	Bright	35.000	152	12Alp2CVn	2.8900	11000.	70	19224	No
32	GOM_NL__2PRFIN20051103_025723_000000542042_00132_19224_8164.N1	03-NOV-2005 02:57:23	Bright	54.000	62	94Bet Leo	2.1360	9700.0	108	19224	No
33	GOM_NL__2PRFIN20051103_031457_000000412042_00132_19224_8165.N1	03-NOV-2005 03:14:57	Dark	40.500	99	Del Cen	2.5750	26000.	81	19224	No
34	GOM_NL__2PRFIN20051103_031939_000000372042_00133_19225_8149.N1	03-NOV-2005 03:19:39	Dark	36.500	124	The Car	2.7640	30000.	73	19225	No
35	GOM_NL__2PRFIN20051103_033311_000000402042_00133_19225_8150.N1	03-NOV-2005 03:33:11	Dark	40.000	143	Alp Hyi	2.8570	7200.0	80	19225	No
36	GOM_NL__2PRFIN20051103_033434_000000502042_00133_19225_8151.N1	03-NOV-2005 03:34:34	Dark	50.000	9	Alp Eri	0.45300	24000.	100	19225	No
37	GOM_NL__2PRFIN20051103_033757_000000402042_00133_19225_8152.N1	03-NOV-2005 03:37:57	Straylight	40.000	157	The1Eri	2.9060	9300.0	80	19225	No
38	GOM_NL__2PRFIN20051103_034555_000000442042_00133_19225_8153.N1	03-NOV-2005 03:45:55	Straylight	43.500	52	16Bet Cet	2.0370	4500.0	87	19225	No
39	GOM_NL__2PRFIN20051103_035528_000000362042_00133_19225_8154.N1	03-NOV-2005 03:55:28	Bright	36.000	140	88Gam Peg	2.8340	26000.	72	19225	No
40	GOM_NL__2PRFIN20051103_035919_000000372042_00133_19225_8155.N1	03-NOV-2005 03:59:19	Bright	37.000	58	21Alp And	2.0730	11000.	74	19225	No
41	GOM_NL__2PRFIN20051103_040039_000000362042_00133_19225_8156.N1	03-NOV-2005 04:00:39	Bright	35.500	53	43Bet And	2.0480	3300.0	71	19225	No
42	GOM_NL__2PRFIN20051103_040634_000000352042_00133_19225_8157.N1	03-NOV-2005 04:06:34	Bright	34.500	68	18Alp Cas	2.2250	4500.0	69	19225	No

43	GOM_NL__2PRFIN20051103_040743_000000372042_00133_19225_8158.N1	03-NOV-2005 04:07:43	Bright	36.500	76	27Gam Cas	2.3000	30000.	73	19225	No
44	GOM_NL__2PRFIN20051103_041548_000000332042_00133_19225_8159.N1	03-NOV-2005 04:15:48	Bright	33.000	49	1Alp UMi	1.9900	6300.0	66	19225	No
45	GOM_NL__2PRFIN20051103_041944_000000352042_00133_19225_8160.N1	03-NOV-2005 04:19:44	Bright	35.000	60	7Bet UMi	2.0810	3950.0	70	19225	No
46	GOM_NL__2PRFIN20051103_042535_000000352042_00133_19225_8161.N1	03-NOV-2005 04:25:35	Bright	34.500	32	77Eps UMa	1.7630	11000.	69	19225	No
47	GOM_NL__2PRFIN20051103_042656_000000352042_00133_19225_8162.N1	03-NOV-2005 04:26:56	Bright	35.000	39	85Eta UMa	1.8540	24000.	70	19225	No
48	GOM_NL__2PRFIN20051103_043031_000000522042_00133_19225_8163.N1	03-NOV-2005 04:30:31	Bright	52.000	152	12Alp2CVn	2.8900	11000.	104	19225	No
49	GOM_NL__2PRFIN20051103_043759_000000362042_00133_19225_8164.N1	03-NOV-2005 04:37:59	Bright	36.000	62	94Bet Leo	2.1360	9700.0	72	19225	No
50	GOM_NL__2PRFIN20051103_045533_000000392042_00133_19225_8165.N1	03-NOV-2005 04:55:33	Dark	39.000	99	Del Cen	2.5750	26000.	78	19225	No
51	GOM_NL__2PRFIN20051103_050015_000000362042_00134_19226_8149.N1	03-NOV-2005 05:00:15	Dark	36.000	124	The Car	2.7640	30000.	72	19226	No
52	GOM_NL__2PRFIN20051103_051347_000000362042_00134_19226_8150.N1	03-NOV-2005 05:13:47	Dark	36.000	143	Alp Hyi	2.8570	7200.0	72	19226	No
53	GOM_NL__2PRFIN20051103_051510_000000442042_00134_19226_8151.N1	03-NOV-2005 05:15:10	Dark	43.500	9	Alp Eri	0.45300	24000.	87	19226	No
54	GOM_NL__2PRFIN20051103_051833_000000392042_00134_19226_8152.N1	03-NOV-2005 05:18:33	Straylight	39.000	157	The1Eri	2.9060	9300.0	78	19226	No
55	GOM_NL__2PRFIN20051103_052631_000000432042_00134_19226_8153.N1	03-NOV-2005 05:26:31	Straylight	42.500	52	16Bet Cet	2.0370	4500.0	85	19226	No
56	GOM_NL__2PRFIN20051103_053604_000000062042_00134_19226_8154.N1	03-NOV-2005 05:36:04	Straylight	6.0000	140	88Gam Peg	2.8340	26000.	12	19226	No
57	GOM_NL__2PRFIN20051103_053955_000000362042_00134_19226_8155.N1	03-NOV-2005 05:39:55	Bright	36.000	58	21Alp And	2.0730	11000.	72	19226	No
58	GOM_NL__2PRFIN20051103_054115_000000362042_00134_19226_8156.N1	03-NOV-2005 05:41:15	Bright	36.000	53	43Bet And	2.0480	3300.0	72	19226	No
59	GOM_NL__2PRFIN20051103_054710_000000372042_00134_19226_8157.N1	03-NOV-2005 05:47:10	Bright	36.500	68	18Alp Cas	2.2250	4500.0	73	19226	No
60	GOM_NL__2PRFIN20051103_054819_000000362042_00134_19226_8158.N1	03-NOV-2005 05:48:19	Bright	36.000	76	27Gam Cas	2.3000	30000.	72	19226	No
61	GOM_NL__2PRFIN20051103_055624_000000362042_00134_19226_8159.N1	03-NOV-2005 05:56:24	Bright	36.000	49	1Alp UMi	1.9900	6300.0	72	19226	No
62	GOM_NL__2PRFIN20051103_060020_000000382042_00134_19226_8160.N1	03-NOV-2005 06:00:20	Bright	38.000	60	7Bet UMi	2.0810	3950.0	76	19226	No
63	GOM_NL__2PRFIN20051103_060612_000000372042_00134_19226_8161.N1	03-NOV-2005 06:06:12	Bright	37.000	32	77Eps UMa	1.7630	11000.	74	19226	No
64	GOM_NL__2PRFIN20051103_060732_000000332042_00134_19226_8162.N1	03-NOV-2005 06:07:32	Bright	33.000	39	85Eta UMa	1.8540	24000.	66	19226	No
65	GOM_NL__2PRFIN20051103_061835_000000362042_00134_19226_8163.N1	03-NOV-2005 06:18:35	Bright	35.500	62	94Bet Leo	2.1360	9700.0	71	19226	No
66	GOM_NL__2PRFIN20051103_063609_000000382042_00134_19226_8164.N1	03-NOV-2005 06:36:09	Dark	37.500	99	Del Cen	2.5750	26000.	75	19226	No
67	GOM_NL__2PRFIN20051103_065423_000000372042_00135_19227_8149.N1	03-NOV-2005 06:54:23	Dark	36.500	143	Alp Hyi	2.8570	7200.0	73	19227	No
68	GOM_NL__2PRFIN20051103_065546_000000392042_00135_19227_8150.N1	03-NOV-2005 06:55:46	Dark	39.000	9	Alp Eri	0.45300	24000.	78	19227	No
69	GOM_NL__2PRFIN20051103_065909_000000422042_00135_19227_8151.N1	03-NOV-2005 06:59:09	Straylight	41.500	157	The1Eri	2.9060	9300.0	83	19227	No
70	GOM_NL__2PRFIN20051103_070707_000000432042_00135_19227_8152.N1	03-NOV-2005 07:07:07	Straylight	42.500	52	16Bet Cet	2.0370	4500.0	85	19227	No
71	GOM_NL__2PRFIN20051103_071640_000000062042_00135_19227_8153.N1	03-NOV-2005 07:16:40	Straylight	6.0000	140	88Gam Peg	2.8340	26000.	12	19227	No
72	GOM_NL__2PRFIN20051103_072031_000000362042_00135_19227_8154.N1	03-NOV-2005 07:20:31	Bright	36.000	58	21Alp And	2.0730	11000.	72	19227	No
73	GOM_NL__2PRFIN20051103_072151_000000382042_00135_19227_8155.N1	03-NOV-2005 07:21:51	Bright	37.500	53	43Bet And	2.0480	3300.0	75	19227	No
74	GOM_NL__2PRFIN20051103_072746_000000352042_00135_19227_8156.N1	03-NOV-2005 07:27:46	Bright	35.000	68	18Alp Cas	2.2250	4500.0	70	19227	No
75	GOM_NL__2PRFIN20051103_072855_000000352042_00135_19227_8157.N1	03-NOV-2005 07:28:55	Bright	35.000	76	27Gam Cas	2.3000	30000.	70	19227	No
76	GOM_NL__2PRFIN20051103_073700_000000362042_00135_19227_8158.N1	03-NOV-2005 07:37:00	Bright	36.000	49	1Alp UMi	1.9900	6300.0	72	19227	No
77	GOM_NL__2PRFIN20051103_074056_000000362042_00135_19227_8159.N1	03-NOV-2005 07:40:56	Bright	36.000	60	7Bet UMi	2.0810	3950.0	72	19227	No
78	GOM_NL__2PRFIN20051103_074648_000000342042_00135_19227_8160.N1	03-NOV-2005 07:46:48	Bright	33.500	32	77Eps UMa	1.7630	11000.	67	19227	No
79	GOM_NL__2PRFIN20051103_074809_000000362042_00135_19227_8161.N1	03-NOV-2005 07:48:09	Bright	36.000	39	85Eta UMa	1.8540	24000.	72	19227	No
80	GOM_NL__2PRFIN20051103_075912_000000352042_00135_19227_8162.N1	03-NOV-2005 07:59:12	Bright	35.000	62	94Bet Leo	2.1360	9700.0	70	19227	No
81	GOM_NL__2PRFIN20051103_081645_000000382042_00135_19227_8163.N1	03-NOV-2005 08:16:45	Dark	38.000	99	Del Cen	2.5750	26000.	76	19227	No
82	GOM_NL__2PRFIN20051103_083459_000000372042_00136_19228_8149.N1	03-NOV-2005 08:34:59	Dark	36.500	143	Alp Hyi	2.8570	7200.0	73	19228	No
83	GOM_NL__2PRFIN20051103_083622_000000422042_00136_19228_8150.N1	03-NOV-2005 08:36:22	Dark	41.500	9	Alp Eri	0.45300	24000.	83	19228	No
84	GOM_NL__2PRFIN20051103_083945_000000412042_00136_19228_8151.N1	03-NOV-2005 08:39:45	Straylight	41.000	157	The1Eri	2.9060	9300.0	82	19228	No
85	GOM_NL__2PRFIN20051103_084743_000000432042_00136_19228_8152.N1	03-NOV-2005 08:47:43	Straylight	42.500	52	16Bet Cet	2.0370	4500.0	85	19228	No
86	GOM_NL__2PRFIN20051103_090108_000000362042_00136_19228_8153.N1	03-NOV-2005 09:01:08	Bright	36.000	58	21Alp And	2.0730	11000.	72	19228	No
87	GOM_NL__2PRFIN20051103_090227_000000382042_00136_19228_8154.N1	03-NOV-2005 09:02:27	Bright	37.500	53	43Bet And	2.0480	3300.0	75	19228	No
88	GOM_NL__2PRFIN20051103_090822_000000372042_00136_19228_8155.N1	03-NOV-2005 09:08:22	Bright	36.500	68	18Alp Cas	2.2250	4500.0	73	19228	No
89	GOM_NL__2PRFIN20051103_090931_000000352042_00136_19228_8156.N1	03-NOV-2005 09:09:31	Bright	35.000	76	27Gam Cas	2.3000	30000.	70	19228	No
90	GOM_NL__2PRFIN20051103_091736_000000362042_00136_19228_8157.N1	03-NOV-2005 09:17:36	Bright	36.000	49	1Alp UMi	1.9900	6300.0	72	19228	No
91	GOM_NL__2PRFIN20051103_092132_000000362042_00136_19228_8158.N1	03-NOV-2005 09:21:32	Bright	35.500	60	7Bet UMi	2.0810	3950.0	71	19228	No
92	GOM_NL__2PRFIN20051103_092724_000000362042_00136_19228_8159.N1	03-NOV-2005 09:27:24	Bright	35.500	32	77Eps UMa	1.7630	11000.	71	19228	No
93	GOM_NL__2PRFIN20051103_092845_000000362042_00136_19228_8160.N1	03-NOV-2005 09:28:45	Bright	35.500	39	85Eta UMa	1.8540	24000.	71	19228	No
94	GOM_NL__2PRFIN20051103_093219_000000502042_00136_19228_8161.N1	03-NOV-2005 09:32:19	Bright	50.000	152	12Alp2CVn	2.8900	11000.	100	19228	No
95	GOM_NL__2PRFIN20051103_093948_000000362042_00136_19228_8162.N1	03-NOV-2005 09:39:48	Bright	36.000	62	94Bet Leo	2.1360	9700.0	72	19228	No
96	GOM_NL__2PRFIN20051103_095721_000000382042_00136_19228_8163.N1	03-NOV-2005 09:57:21	Dark	38.000	99	Del Cen	2.5750	26000.	76	19228	No
97	GOM_NL__2PRFIN20051103_100204_000000362042_00137_19229_8149.N1	03-NOV-2005 10:02:04	Dark	35.500	124	The Car	2.7640	30000.	71	19229	No
98	GOM_NL__2PRFIN20051103_101535_000000372042_00137_19229_8150.N1	03-NOV-2005 10:15:35	Dark	36.500	143	Alp Hyi	2.8570	7200.0	73	19229	No
99	GOM_NL__2PRFIN20051103_101658_000000452042_00137_19229_8151.N1	03-NOV-2005 10:16:58	Dark	45.000	9	Alp Eri	0.45300	24000.	90	19229	No
100	GOM_NL__2PRFIN20051103_102022_000000392042_00137_19229_8152.N1	03-NOV-2005 10:20:22	Straylight	38.500	157	The1Eri	2.9060	9300.0	77	19229	No
101	GOM_NL__2PRFIN20051103_102819_000000422042_00137_19229_8153.N1	03-NOV-2005 10:28:19	Straylight	42.000	52	16Bet Cet	2.0370	4500.0	84	19229	No

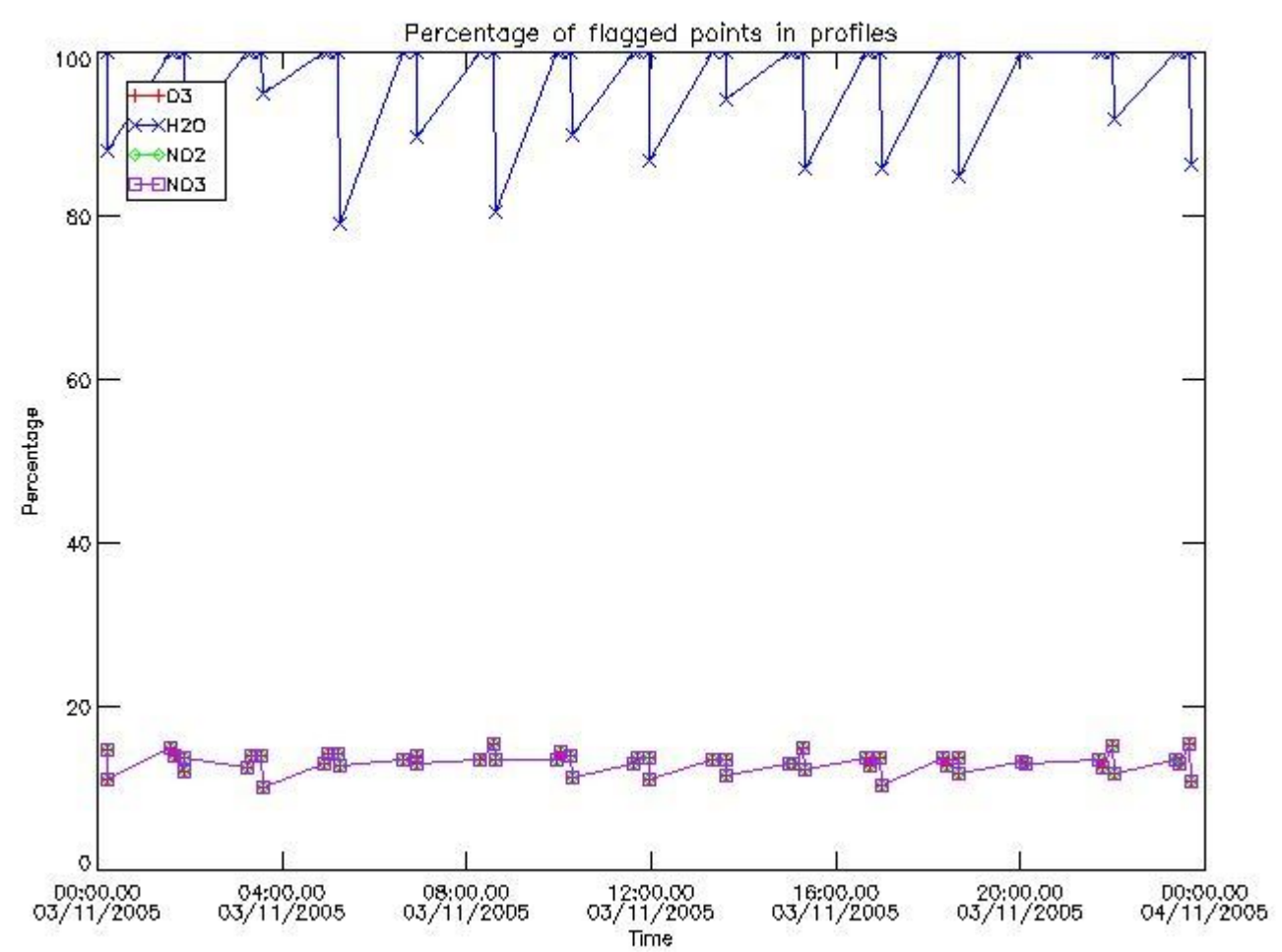
102	GOM_NL__2PRFIN20051103_104144_000000362042_00137_19229_8154.N1	03-NOV-2005 10:41:44	Bright	36.000	58	21Alp And	2.0730	11000.	72	19229	No
103	GOM_NL__2PRFIN20051103_104303_000000372042_00137_19229_8155.N1	03-NOV-2005 10:43:03	Bright	36.500	53	43Bet And	2.0480	3300.0	73	19229	No
104	GOM_NL__2PRFIN20051103_104858_000000362042_00137_19229_8156.N1	03-NOV-2005 10:48:58	Bright	36.000	68	18Alp Cas	2.2250	4500.0	72	19229	No
105	GOM_NL__2PRFIN20051103_105007_000000362042_00137_19229_8157.N1	03-NOV-2005 10:50:07	Bright	35.500	76	27Gam Cas	2.3000	30000.	71	19229	No
106	GOM_NL__2PRFIN20051103_105812_000000362042_00137_19229_8158.N1	03-NOV-2005 10:58:12	Bright	36.000	49	1Alp UMi	1.9900	6300.0	72	19229	No
107	GOM_NL__2PRFIN20051103_110208_000000372042_00137_19229_8159.N1	03-NOV-2005 11:02:08	Bright	37.000	60	7Bet UMi	2.0810	3950.0	74	19229	No
108	GOM_NL__2PRFIN20051103_110800_000000372042_00137_19229_8160.N1	03-NOV-2005 11:08:00	Bright	36.500	32	77Eps UMa	1.7630	11000.	73	19229	No
109	GOM_NL__2PRFIN20051103_110921_000000342042_00137_19229_8161.N1	03-NOV-2005 11:09:21	Bright	34.000	39	85Eta UMa	1.8540	24000.	68	19229	No
110	GOM_NL__2PRFIN20051103_111255_000000392042_00137_19229_8162.N1	03-NOV-2005 11:12:55	Bright	39.000	152	12Alp2CVn	2.8900	11000.	78	19229	No
111	GOM_NL__2PRFIN20051103_112024_000000362042_00137_19229_8163.N1	03-NOV-2005 11:20:24	Bright	35.500	62	94Bet Leo	2.1360	9700.0	71	19229	No
112	GOM_NL__2PRFIN20051103_113757_000000392042_00137_19229_8164.N1	03-NOV-2005 11:37:57	Dark	39.000	99	Del Cen	2.5750	26000.	78	19229	No
113	GOM_NL__2PRFIN20051103_114240_000000372042_00138_19230_8149.N1	03-NOV-2005 11:42:40	Dark	37.000	124	The Car	2.7640	30000.	74	19230	No
114	GOM_NL__2PRFIN20051103_115612_000000372042_00138_19230_8150.N1	03-NOV-2005 11:56:12	Dark	37.000	143	Alp Hyi	2.8570	7200.0	74	19230	No
115	GOM_NL__2PRFIN20051103_115734_000000462042_00138_19230_8151.N1	03-NOV-2005 11:57:34	Dark	45.500	9	Alp Eri	0.45300	24000.	91	19230	No
116	GOM_NL__2PRFIN20051103_120058_000000392042_00138_19230_8152.N1	03-NOV-2005 12:00:58	Straylight	38.500	157	The1Eri	2.9060	9300.0	77	19230	No
117	GOM_NL__2PRFIN20051103_120855_000000422042_00138_19230_8153.N1	03-NOV-2005 12:08:55	Straylight	42.000	52	16Bet Cet	2.0370	4500.0	84	19230	No
118	GOM_NL__2PRFIN20051103_122220_000000372042_00138_19230_8154.N1	03-NOV-2005 12:22:20	Bright	36.500	58	21Alp And	2.0730	11000.	73	19230	No
119	GOM_NL__2PRFIN20051103_122339_000000382042_00138_19230_8155.N1	03-NOV-2005 12:23:39	Bright	37.500	53	43Bet And	2.0480	3300.0	75	19230	No
120	GOM_NL__2PRFIN20051103_123848_000000352042_00138_19230_8156.N1	03-NOV-2005 12:38:48	Bright	35.000	49	1Alp UMi	1.9900	6300.0	70	19230	No
121	GOM_NL__2PRFIN20051103_124244_000000362042_00138_19230_8157.N1	03-NOV-2005 12:42:44	Bright	35.500	60	7Bet UMi	2.0810	3950.0	71	19230	No
122	GOM_NL__2PRFIN20051103_124836_000000372042_00138_19230_8158.N1	03-NOV-2005 12:48:36	Bright	36.500	32	77Eps UMa	1.7630	11000.	73	19230	No
123	GOM_NL__2PRFIN20051103_124957_000000362042_00138_19230_8159.N1	03-NOV-2005 12:49:57	Bright	35.500	39	85Eta UMa	1.8540	24000.	71	19230	No
124	GOM_NL__2PRFIN20051103_125331_000000442042_00138_19230_8160.N1	03-NOV-2005 12:53:31	Bright	43.500	152	12Alp2CVn	2.8900	11000.	87	19230	No
125	GOM_NL__2PRFIN20051103_130100_000000352042_00138_19230_8161.N1	03-NOV-2005 13:01:00	Bright	34.500	62	94Bet Leo	2.1360	9700.0	69	19230	No
126	GOM_NL__2PRFIN20051103_131833_000000382042_00138_19230_8162.N1	03-NOV-2005 13:18:33	Dark	37.500	99	Del Cen	2.5750	26000.	75	19230	No
127	GOM_NL__2PRFIN20051103_133648_000000382042_00139_19231_8169.N1	03-NOV-2005 13:36:48	Dark	37.500	143	Alp Hyi	2.8570	7200.0	75	19231	No
128	GOM_NL__2PRFIN20051103_133810_000000452042_00139_19231_8170.N1	03-NOV-2005 13:38:10	Dark	44.500	9	Alp Eri	0.45300	24000.	89	19231	No
129	GOM_NL__2PRFIN20051103_134134_000000392042_00139_19231_8171.N1	03-NOV-2005 13:41:34	Straylight	38.500	157	The1Eri	2.9060	9300.0	77	19231	No
130	GOM_NL__2PRFIN20051103_134931_000000442042_00139_19231_8172.N1	03-NOV-2005 13:49:31	Straylight	43.500	52	16Bet Cet	2.0370	4500.0	87	19231	No
131	GOM_NL__2PRFIN20051103_140256_000000362042_00139_19231_8173.N1	03-NOV-2005 14:02:56	Bright	35.500	58	21Alp And	2.0730	11000.	71	19231	No
132	GOM_NL__2PRFIN20051103_140415_000000372042_00139_19231_8174.N1	03-NOV-2005 14:04:15	Bright	36.500	53	43Bet And	2.0480	3300.0	73	19231	No
133	GOM_NL__2PRFIN20051103_141924_000000352042_00139_19231_8175.N1	03-NOV-2005 14:19:24	Bright	35.000	49	1Alp UMi	1.9900	6300.0	70	19231	No
134	GOM_NL__2PRFIN20051103_142320_000000352042_00139_19231_8176.N1	03-NOV-2005 14:23:20	Bright	35.000	60	7Bet UMi	2.0810	3950.0	70	19231	No
135	GOM_NL__2PRFIN20051103_142912_000000522042_00139_19231_8177.N1	03-NOV-2005 14:29:12	Bright	52.000	32	77Eps UMa	1.7630	11000.	104	19231	No
136	GOM_NL__2PRFIN20051103_143033_000000342042_00139_19231_8178.N1	03-NOV-2005 14:30:33	Bright	34.000	39	85Eta UMa	1.8540	24000.	68	19231	No
137	GOM_NL__2PRFIN20051103_144136_000000382042_00139_19231_8179.N1	03-NOV-2005 14:41:36	Bright	37.500	62	94Bet Leo	2.1360	9700.0	75	19231	No
138	GOM_NL__2PRFIN20051103_145909_000000402042_00139_19231_8180.N1	03-NOV-2005 14:59:09	Dark	39.500	99	Del Cen	2.5750	26000.	79	19231	No
139	GOM_NL__2PRFIN20051103_150412_000000402042_00140_19232_8169.N1	03-NOV-2005 15:04:12	Dark	39.500	91	Kap Vel	2.4900	26000.	79	19232	No
140	GOM_NL__2PRFIN20051103_151724_000000382042_00140_19232_8170.N1	03-NOV-2005 15:17:24	Dark	37.500	143	Alp Hyi	2.8570	7200.0	75	19232	No
141	GOM_NL__2PRFIN20051103_151846_000000462042_00140_19232_8171.N1	03-NOV-2005 15:18:46	Dark	46.000	9	Alp Eri	0.45300	24000.	92	19232	No
142	GOM_NL__2PRFIN20051103_152210_000000412042_00140_19232_8172.N1	03-NOV-2005 15:22:10	Straylight	41.000	157	The1Eri	2.9060	9300.0	82	19232	No
143	GOM_NL__2PRFIN20051103_153008_000000442042_00140_19232_8173.N1	03-NOV-2005 15:30:08	Straylight	43.500	52	16Bet Cet	2.0370	4500.0	87	19232	No
144	GOM_NL__2PRFIN20051103_154332_000000372042_00140_19232_8174.N1	03-NOV-2005 15:43:32	Bright	36.500	58	21Alp And	2.0730	11000.	73	19232	No
145	GOM_NL__2PRFIN20051103_154451_000000372042_00140_19232_8175.N1	03-NOV-2005 15:44:51	Bright	36.500	53	43Bet And	2.0480	3300.0	73	19232	No
146	GOM_NL__2PRFIN20051103_155045_000000362042_00140_19232_8176.N1	03-NOV-2005 15:50:45	Bright	36.000	68	18Alp Cas	2.2250	4500.0	72	19232	No
147	GOM_NL__2PRFIN20051103_160000_000000372042_00140_19232_8177.N1	03-NOV-2005 16:00:00	Bright	36.500	49	1Alp UMi	1.9900	6300.0	73	19232	No
148	GOM_NL__2PRFIN20051103_160357_000000372042_00140_19232_8178.N1	03-NOV-2005 16:03:57	Bright	36.500	60	7Bet UMi	2.0810	3950.0	73	19232	No
149	GOM_NL__2PRFIN20051103_160948_000000342042_00140_19232_8179.N1	03-NOV-2005 16:09:48	Bright	34.000	32	77Eps UMa	1.7630	11000.	68	19232	No
150	GOM_NL__2PRFIN20051103_161109_000000342042_00140_19232_8180.N1	03-NOV-2005 16:11:09	Bright	34.000	39	85Eta UMa	1.8540	24000.	68	19232	No
151	GOM_NL__2PRFIN20051103_162212_000000362042_00140_19232_8181.N1	03-NOV-2005 16:22:12	Bright	35.500	62	94Bet Leo	2.1360	9700.0	71	19232	No
152	GOM_NL__2PRFIN20051103_163946_000000372042_00140_19232_8182.N1	03-NOV-2005 16:39:46	Dark	37.000	99	Del Cen	2.5750	26000.	74	19232	No
153	GOM_NL__2PRFIN20051103_164449_000000402042_00141_19233_8169.N1	03-NOV-2005 16:44:49	Dark	40.000	91	Kap Vel	2.4900	26000.	80	19233	No
154	GOM_NL__2PRFIN20051103_165800_000000372042_00141_19233_8170.N1	03-NOV-2005 16:58:00	Dark	37.000	143	Alp Hyi	2.8570	7200.0	74	19233	No
155	GOM_NL__2PRFIN20051103_165922_000000502042_00141_19233_8171.N1	03-NOV-2005 16:59:22	Dark	49.500	9	Alp Eri	0.45300	24000.	99	19233	No
156	GOM_NL__2PRFIN20051103_170247_000000402042_00141_19233_8172.N1	03-NOV-2005 17:02:47	Straylight	39.500	157	The1Eri	2.9060	9300.0	79	19233	No
157	GOM_NL__2PRFIN20051103_171044_000000432042_00141_19233_8173.N1	03-NOV-2005 17:10:44	Straylight	42.500	52	16Bet Cet	2.0370	4500.0	85	19233	No
158	GOM_NL__2PRFIN20051103_172408_000000372042_00141_19233_8174.N1	03-NOV-2005 17:24:08	Bright	36.500	58	21Alp And	2.0730	11000.	73	19233	No
159	GOM_NL__2PRFIN20051103_172527_000000362042_00141_19233_8175.N1	03-NOV-2005 17:25:27	Bright	36.000	53	43Bet And	2.0480	3300.0	72	19233	No
160	GOM_NL__2PRFIN20051103_173121_000000362042_00141_19233_8176.N1	03-NOV-2005 17:31:21	Bright	35.500	68	18Alp Cas	2.2250	4500.0	71	19233	No

161	GOM_NL__2PRFIN20051103_174036_000000362042_00141_19233_8177.N1	03-NOV-2005 17:40:36	Bright	35.500	49	1Alp UMi	1.9900	6300.0	71	19233	No
162	GOM_NL__2PRFIN20051103_174433_000000372042_00141_19233_8178.N1	03-NOV-2005 17:44:33	Bright	36.500	60	7Bet UMi	2.0810	3950.0	73	19233	No
163	GOM_NL__2PRFIN20051103_175024_000000342042_00141_19233_8179.N1	03-NOV-2005 17:50:24	Bright	33.500	32	77Eps UMa	1.7630	11000.	67	19233	No
164	GOM_NL__2PRFIN20051103_175145_000000362042_00141_19233_8180.N1	03-NOV-2005 17:51:45	Bright	35.500	39	85Eta UMa	1.8540	24000.	71	19233	No
165	GOM_NL__2PRFIN20051103_175519_000000352042_00141_19233_8181.N1	03-NOV-2005 17:55:19	Bright	34.500	152	12Alp2CVn	2.8900	11000.	69	19233	No
166	GOM_NL__2PRFIN20051103_180249_000000362042_00141_19233_8182.N1	03-NOV-2005 18:02:49	Bright	35.500	62	94Bet Leo	2.1360	9700.0	71	19233	No
167	GOM_NL__2PRFIN20051103_182022_000000372042_00141_19233_8183.N1	03-NOV-2005 18:20:22	Dark	37.000	99	Del Cen	2.5750	26000.	74	19233	No
168	GOM_NL__2PRFIN20051103_182526_000000402042_00142_19234_8169.N1	03-NOV-2005 18:25:26	Dark	40.000	91	Kap Vel	2.4900	26000.	80	19234	No
169	GOM_NL__2PRFIN20051103_183836_000000372042_00142_19234_8170.N1	03-NOV-2005 18:38:36	Dark	37.000	143	Alp Hyi	2.8570	7200.0	74	19234	No
170	GOM_NL__2PRFIN20051103_183958_000000442042_00142_19234_8171.N1	03-NOV-2005 18:39:58	Dark	43.500	9	Alp Eri	0.45300	24000.	87	19234	No
171	GOM_NL__2PRFIN20051103_184323_000000402042_00142_19234_8172.N1	03-NOV-2005 18:43:23	Straylight	39.500	157	The1Eri	2.9060	9300.0	79	19234	No
172	GOM_NL__2PRFIN20051103_185120_000000242042_00142_19234_8173.N1	03-NOV-2005 18:51:20	Straylight	24.000	52	16Bet Cet	2.0370	4500.0	48	19234	No
173	GOM_NL__2PRFIN20051103_190445_000000362042_00142_19234_8174.N1	03-NOV-2005 19:04:45	Bright	36.000	58	21Alp And	2.0730	11000.	72	19234	No
174	GOM_NL__2PRFIN20051103_190602_000000372042_00142_19234_8175.N1	03-NOV-2005 19:06:02	Bright	36.500	53	43Bet And	2.0480	3300.0	73	19234	No
175	GOM_NL__2PRFIN20051103_191157_000000372042_00142_19234_8176.N1	03-NOV-2005 19:11:57	Bright	36.500	68	18Alp Cas	2.2250	4500.0	73	19234	No
176	GOM_NL__2PRFIN20051103_192112_000000362042_00142_19234_8177.N1	03-NOV-2005 19:21:12	Bright	36.000	49	1Alp UMi	1.9900	6300.0	72	19234	No
177	GOM_NL__2PRFIN20051103_192509_000000522042_00142_19234_8178.N1	03-NOV-2005 19:25:09	Bright	52.000	60	7Bet UMi	2.0810	3950.0	104	19234	No
178	GOM_NL__2PRFIN20051103_193100_000000432042_00142_19234_8179.N1	03-NOV-2005 19:31:00	Bright	43.000	32	77Eps UMa	1.7630	11000.	86	19234	No
179	GOM_NL__2PRFIN20051103_193221_000000342042_00142_19234_8180.N1	03-NOV-2005 19:32:21	Bright	34.000	39	85Eta UMa	1.8540	24000.	68	19234	No
180	GOM_NL__2PRFIN20051103_193556_000000322042_00142_19234_8181.N1	03-NOV-2005 19:35:56	Bright	32.000	152	12Alp2CVn	2.8900	11000.	64	19234	No
181	GOM_NL__2PRFIN20051103_194325_000000372042_00142_19234_8182.N1	03-NOV-2005 19:43:25	Bright	37.000	62	94Bet Leo	2.1360	9700.0	74	19234	No
182	GOM_NL__2PRFIN20051103_200058_000000392042_00142_19234_8183.N1	03-NOV-2005 20:00:58	Dark	38.500	99	Del Cen	2.5750	26000.	77	19234	No
183	GOM_NL__2PRFIN20051103_200602_000000402042_00143_19235_8169.N1	03-NOV-2005 20:06:02	Dark	39.500	91	Kap Vel	2.4900	26000.	79	19235	No
184	GOM_NL__2PRFIN20051103_214134_000000382042_00143_19235_8170.N1	03-NOV-2005 21:41:34	Dark	38.000	99	Del Cen	2.5750	26000.	76	19235	No
185	GOM_NL__2PRFIN20051103_214638_000000412042_00144_19236_8169.N1	03-NOV-2005 21:46:38	Dark	40.500	91	Kap Vel	2.4900	26000.	81	19236	No
186	GOM_NL__2PRFIN20051103_215948_000000372042_00144_19236_8170.N1	03-NOV-2005 21:59:48	Dark	37.000	143	Alp Hyi	2.8570	7200.0	74	19236	No
187	GOM_NL__2PRFIN20051103_220111_000000442042_00144_19236_8171.N1	03-NOV-2005 22:01:11	Dark	43.500	9	Alp Eri	0.45300	24000.	87	19236	No
188	GOM_NL__2PRFIN20051103_220435_000000392042_00144_19236_8172.N1	03-NOV-2005 22:04:35	Straylight	39.000	157	The1Eri	2.9060	9300.0	78	19236	No
189	GOM_NL__2PRFIN20051103_222557_000000362042_00144_19236_8173.N1	03-NOV-2005 22:25:57	Bright	36.000	58	21Alp And	2.0730	11000.	72	19236	No
190	GOM_NL__2PRFIN20051103_222714_000000362042_00144_19236_8174.N1	03-NOV-2005 22:27:14	Bright	36.000	53	43Bet And	2.0480	3300.0	72	19236	No
191	GOM_NL__2PRFIN20051103_223309_000000372042_00144_19236_8175.N1	03-NOV-2005 22:33:09	Bright	36.500	68	18Alp Cas	2.2250	4500.0	73	19236	No
192	GOM_NL__2PRFIN20051103_224224_000000362042_00144_19236_8176.N1	03-NOV-2005 22:42:24	Bright	36.000	49	1Alp UMi	1.9900	6300.0	72	19236	No
193	GOM_NL__2PRFIN20051103_224621_000000362042_00144_19236_8177.N1	03-NOV-2005 22:46:21	Bright	35.500	60	7Bet UMi	2.0810	3950.0	71	19236	No
194	GOM_NL__2PRFIN20051103_225212_000000362042_00144_19236_8178.N1	03-NOV-2005 22:52:12	Bright	35.500	32	77Eps UMa	1.7630	11000.	71	19236	No
195	GOM_NL__2PRFIN20051103_225334_000000332042_00144_19236_8179.N1	03-NOV-2005 22:53:34	Bright	33.000	39	85Eta UMa	1.8540	24000.	66	19236	No
196	GOM_NL__2PRFIN20051103_225708_000000342042_00144_19236_8180.N1	03-NOV-2005 22:57:08	Bright	33.500	152	12Alp2CVn	2.8900	11000.	67	19236	No
197	GOM_NL__2PRFIN20051103_230437_000000352042_00144_19236_8181.N1	03-NOV-2005 23:04:37	Bright	35.000	62	94Bet Leo	2.1360	9700.0	70	19236	No
198	GOM_NL__2PRFIN20051103_232210_000000382042_00144_19236_8182.N1	03-NOV-2005 23:22:10	Dark	38.000	99	Del Cen	2.5750	26000.	76	19236	No
199	GOM_NL__2PRFIN20051103_232715_000000402042_00145_19237_8169.N1	03-NOV-2005 23:27:15	Dark	39.500	91	Kap Vel	2.4900	26000.	79	19237	No
200	GOM_NL__2PRFIN20051103_234024_000000372042_00145_19237_8170.N1	03-NOV-2005 23:40:24	Dark	36.500	143	Alp Hyi	2.8570	7200.0	73	19237	No
201	GOM_NL__2PRFIN20051103_234147_000000482042_00145_19237_8171.N1	03-NOV-2005 23:41:47	Dark	47.500	9	Alp Eri	0.45300	24000.	95	19237	No
202	GOM_NL__2PRFIN20051103_234512_000000402042_00145_19237_8172.N1	03-NOV-2005 23:45:12	Straylight	40.000	157	The1Eri	2.9060	9300.0	80	19237	No

3. Quality information per product

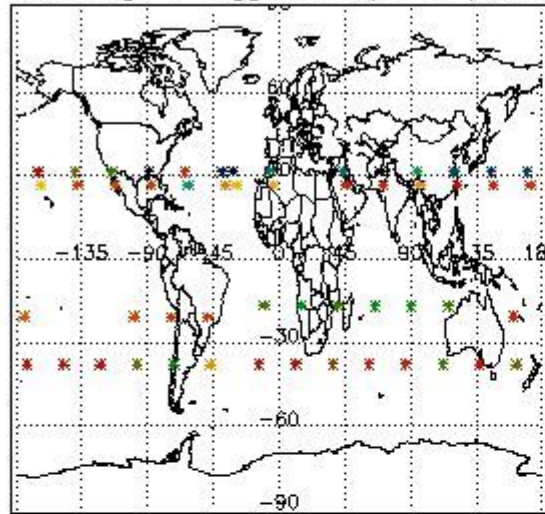
In this section it is plotted some information contained in the Quality Summary data set of the level 2 products. Only products in dark limb conditions and without errors (error flag in the MPH set to "0") are used.

3.1 Plot quality information per product (time dependant)

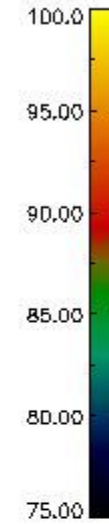
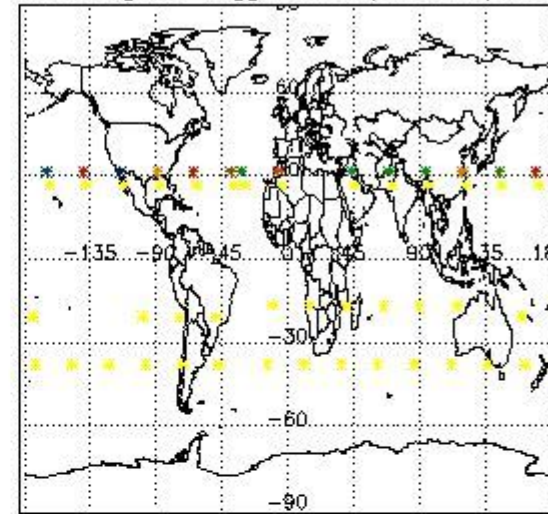


3.2 Plot quality information per product (world map)

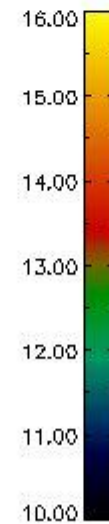
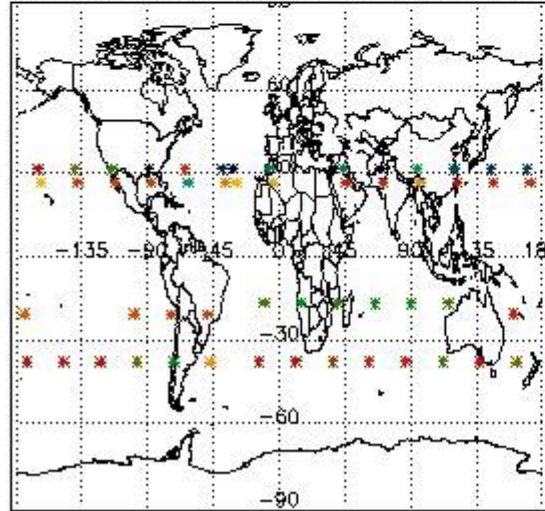
Percentage of flagged data per O3 profile



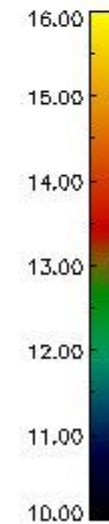
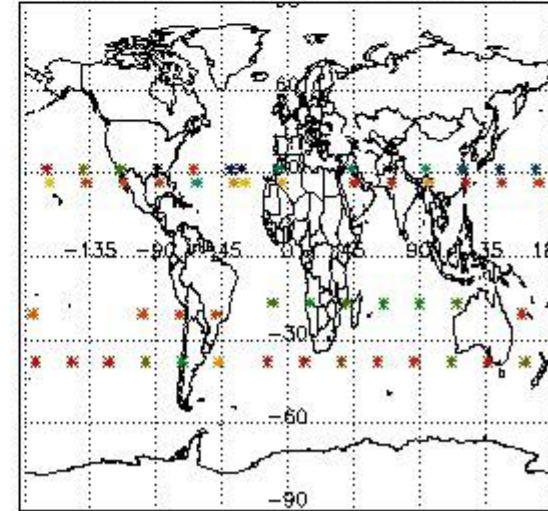
Percentage of flagged data per H2O profile



Percentage of flagged data per NO2 profile



Percentage of flagged data per NO3 profile

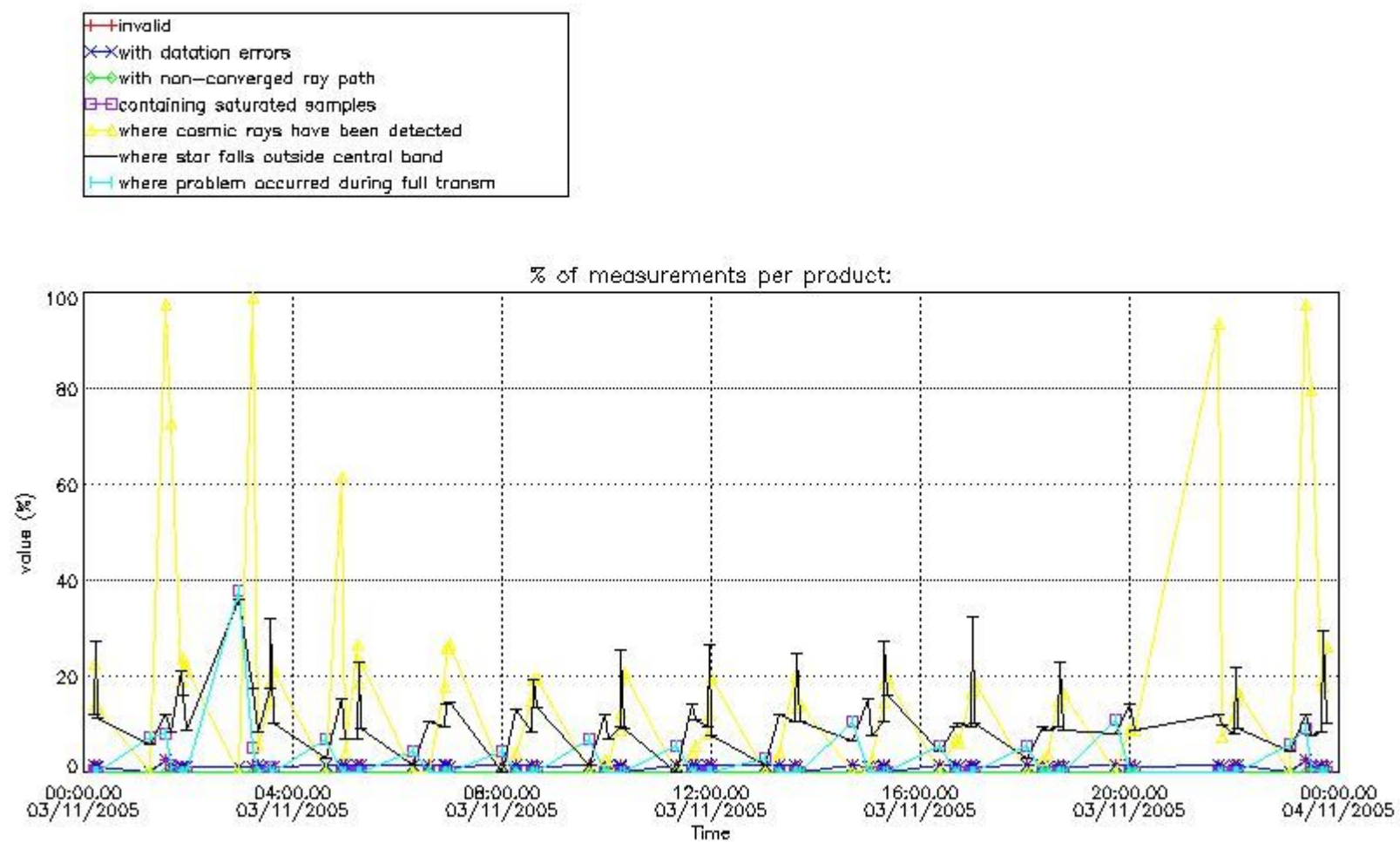


4. Level 1 quality information per product

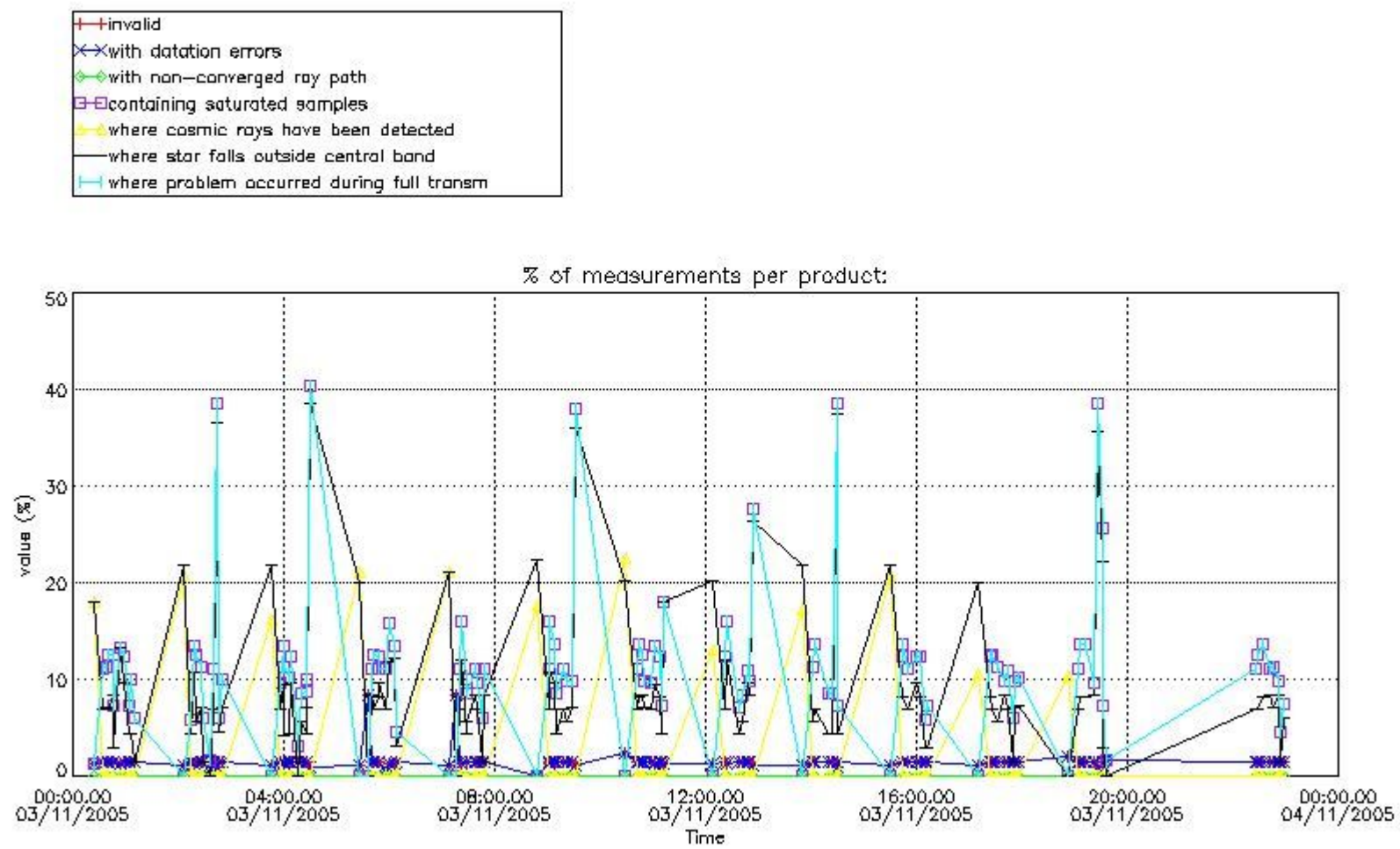
In this section it is plotted some information contained in the Quality Summary data set of the level 2 products that comes from the level 1b processing. Products without errors (error flag in the MPH set to "0") are used.

4.1 Plot quality information per product (time dependant) coming from level 1b processing

4.1.1 Plot level 1 quality information per product (time dependant): ENVISAT ASCENDING passes



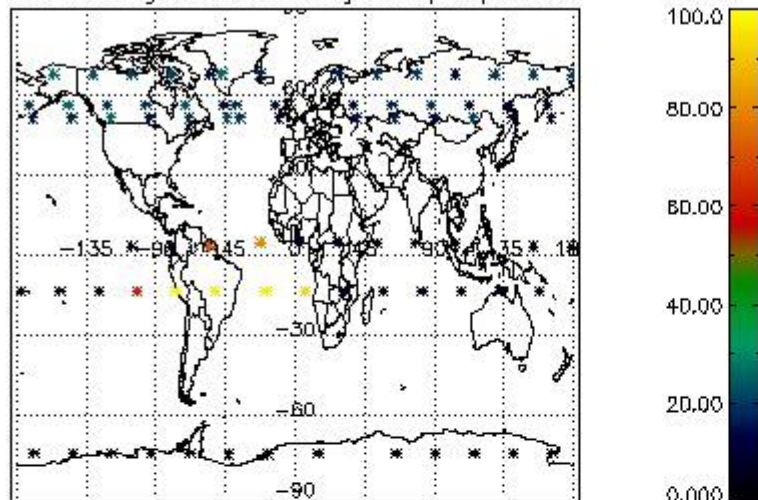
4.1.2 Plot level 1 quality information per product (time dependant): ENVI SAT DESCENDING passes



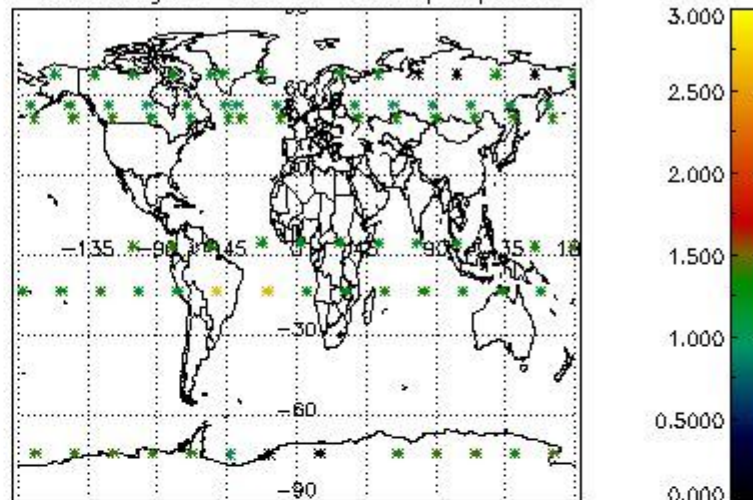
4.2 Plot quality information per product coming from level 1b processing (world map)

4.2.1 Plot level 1 quality information per product (world map): ENVISAT ASCENDING passes

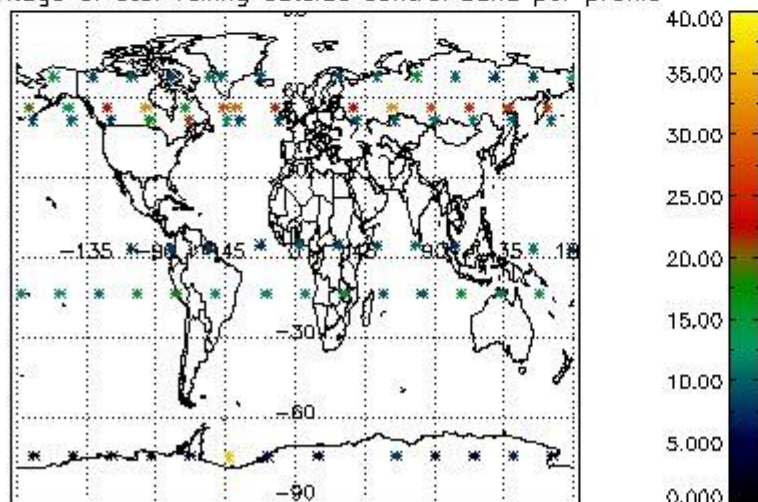
Percentage of cosmic ray hits per profile



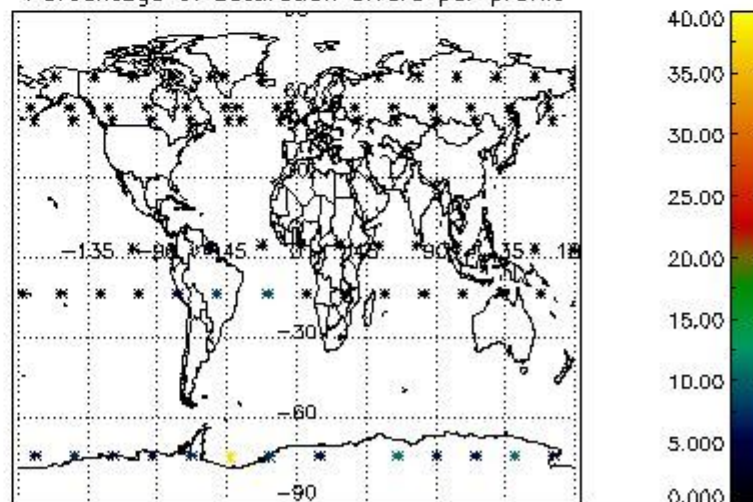
Percentage of datation errors per profile



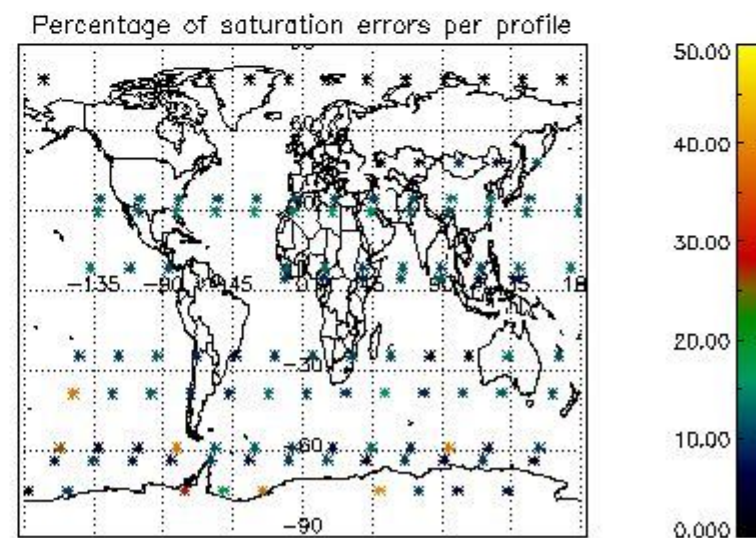
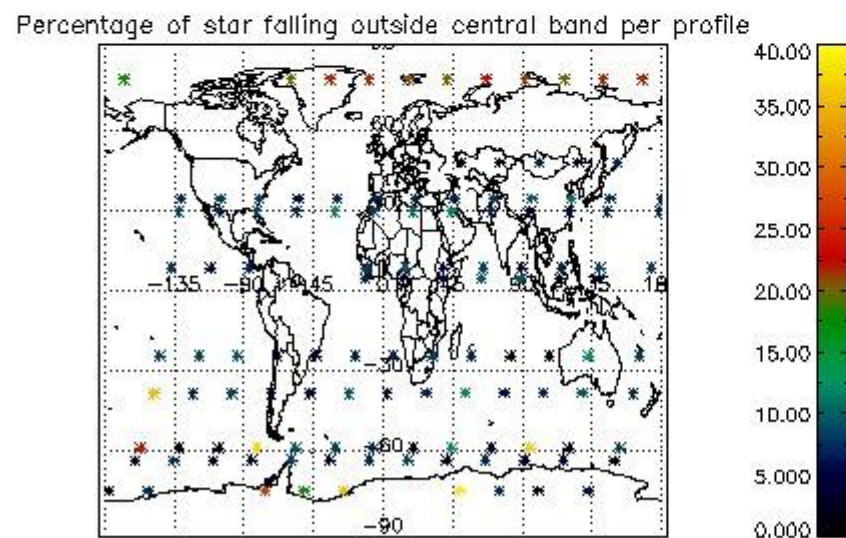
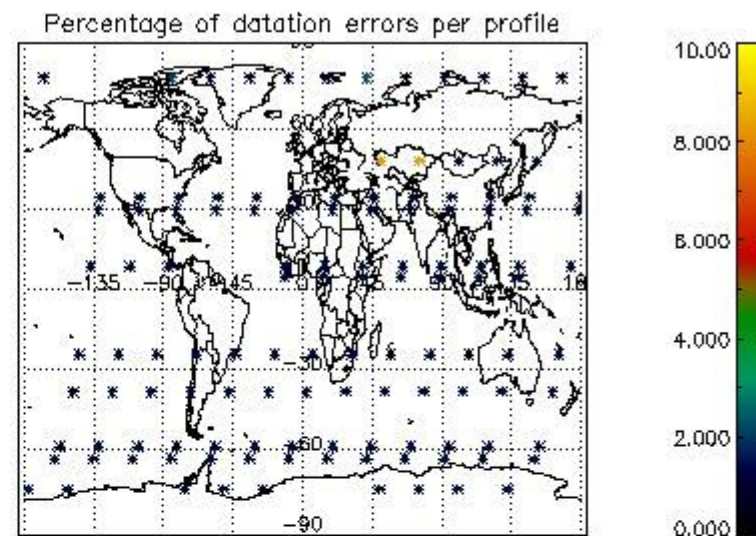
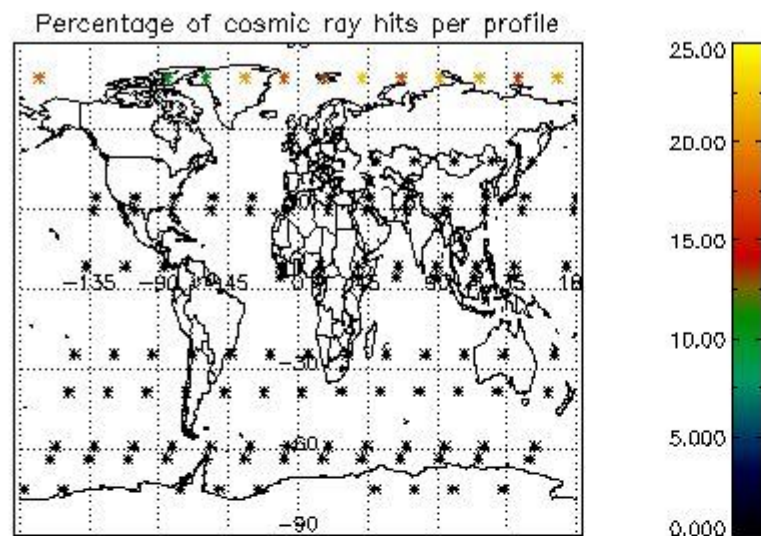
Percentage of star falling outside central band per profile



Percentage of saturation errors per profile



4.2.2 Plot level 1 quality information per product (world map): ENVISAT DESCENDING passes



5. Trace gas profiles

5.1 Ozone statistics based on quality of products

The final quality of the products can be "measured" using the STD (Standard Deviation) attached to every point profile. This information is written to the parameter GOM_NL__2P/NL_LOCAL_SPECIES_DENSITY/o3_std of the level 2 products. The table below shows the statistics for given STD ranges.

The statistics are given with respect to the overall valid production:

- Products without fatal errors: GOM_NL__2P/MPH/PRODUCT_ERR=0
- Valid point profile: GOM_NL__2P/NL_LOCAL_SPECIES_DENSITY/pcd(0)=0

The 'Criteria' is applied to valid points of dark limb products:

- Products in dark limb illumination condition: GOM_NL__2P/NL_SUMMARY_QUALITY/obs_ill_cond=0
- Products without fatal errors: GOM_NL__2P/MPH/PRODUCT_ERR=0
- Valid point profile: GOM_NL__2P/NL_LOCAL_SPECIES_DENSITY/pcd(0)=0

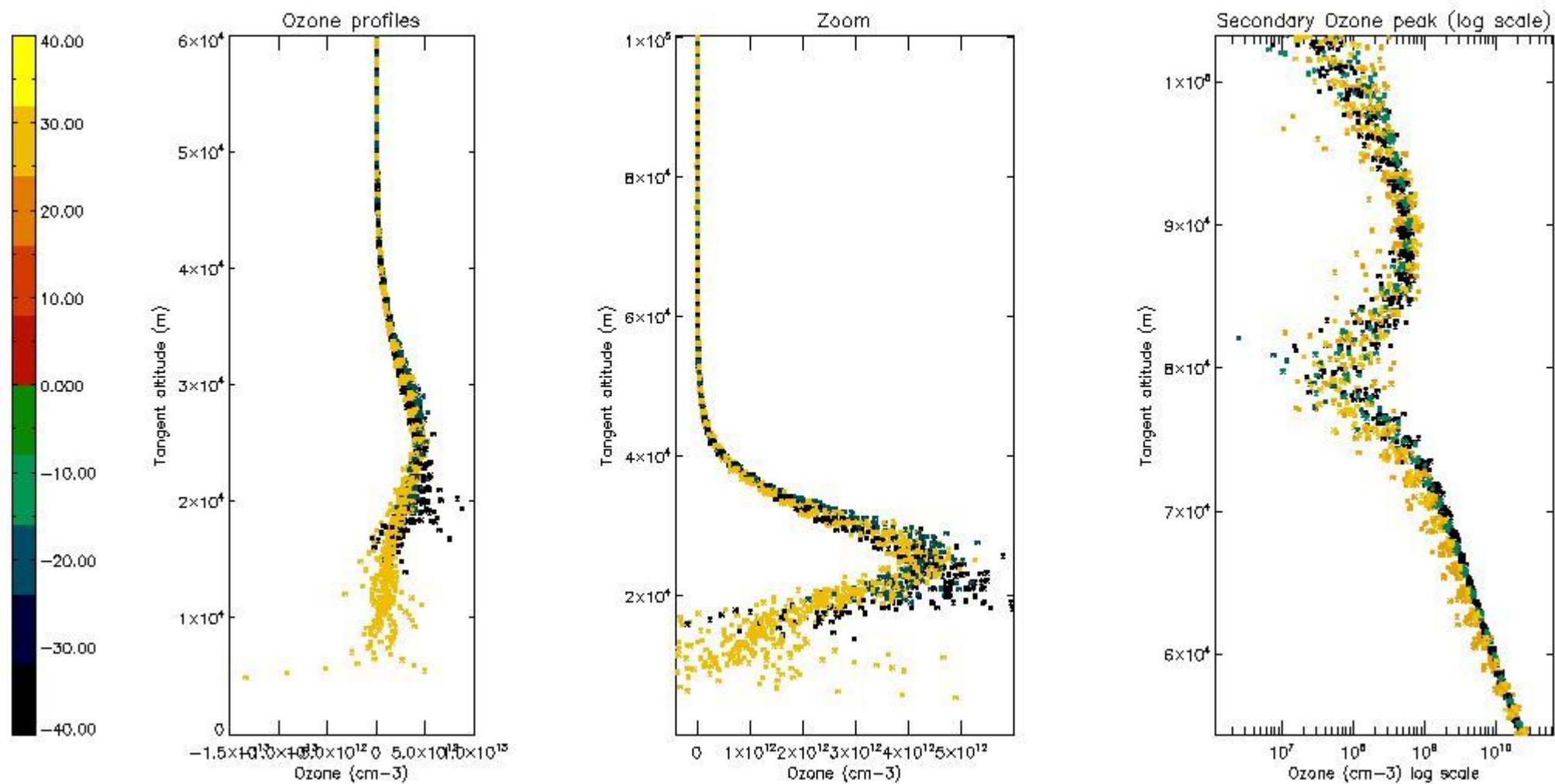
So, the table below shows the percentage of dark limb and valid observations for each criteria with respect to the overall valid daily observations.

Criteria	% of total production
All STD	29
STD < 20	19

STD < 10	16
STD < 5	10

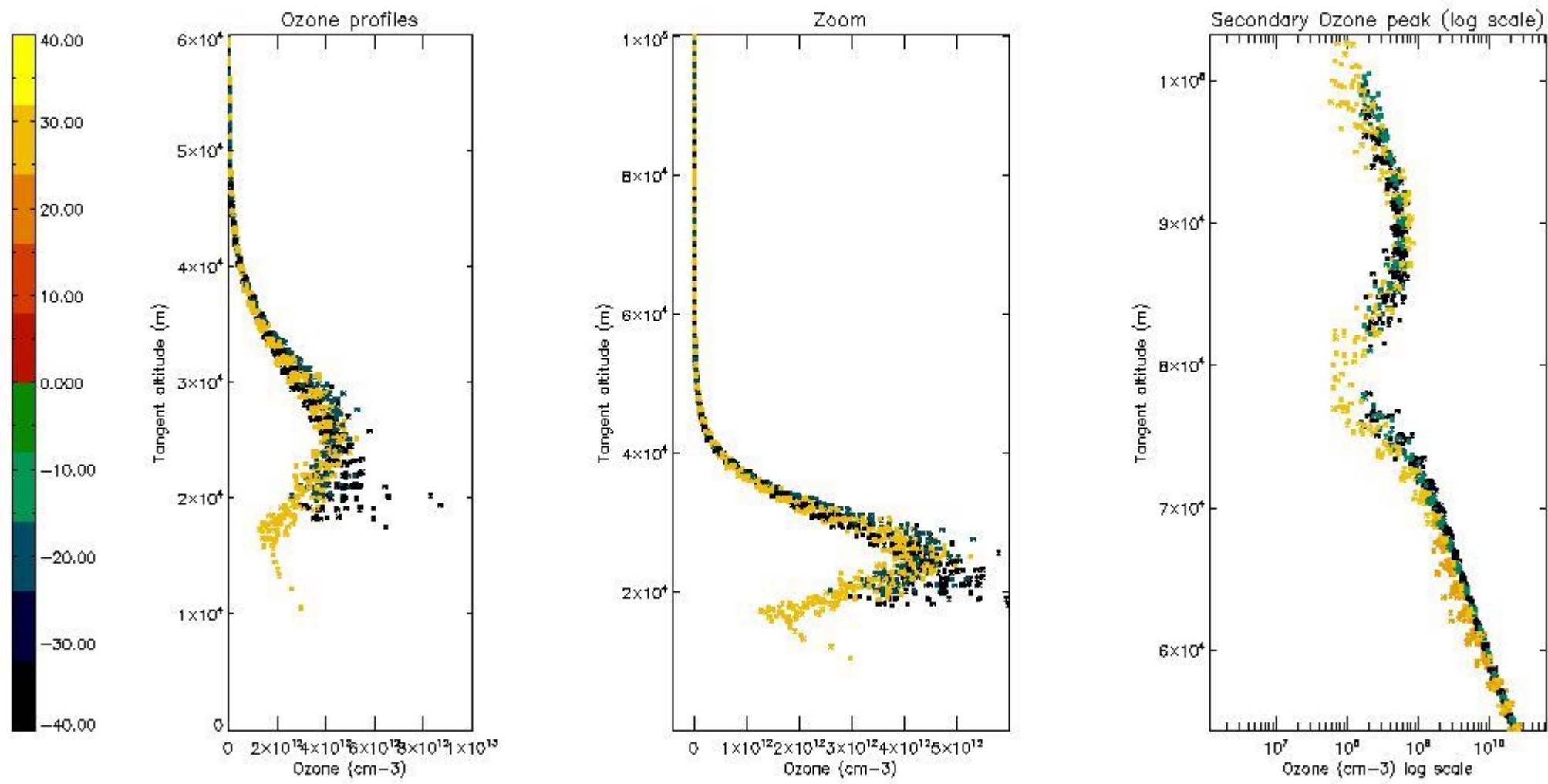
5.2 Plot ozone profiles for all STD (dark without errors)

The colorbar represents the latitude.



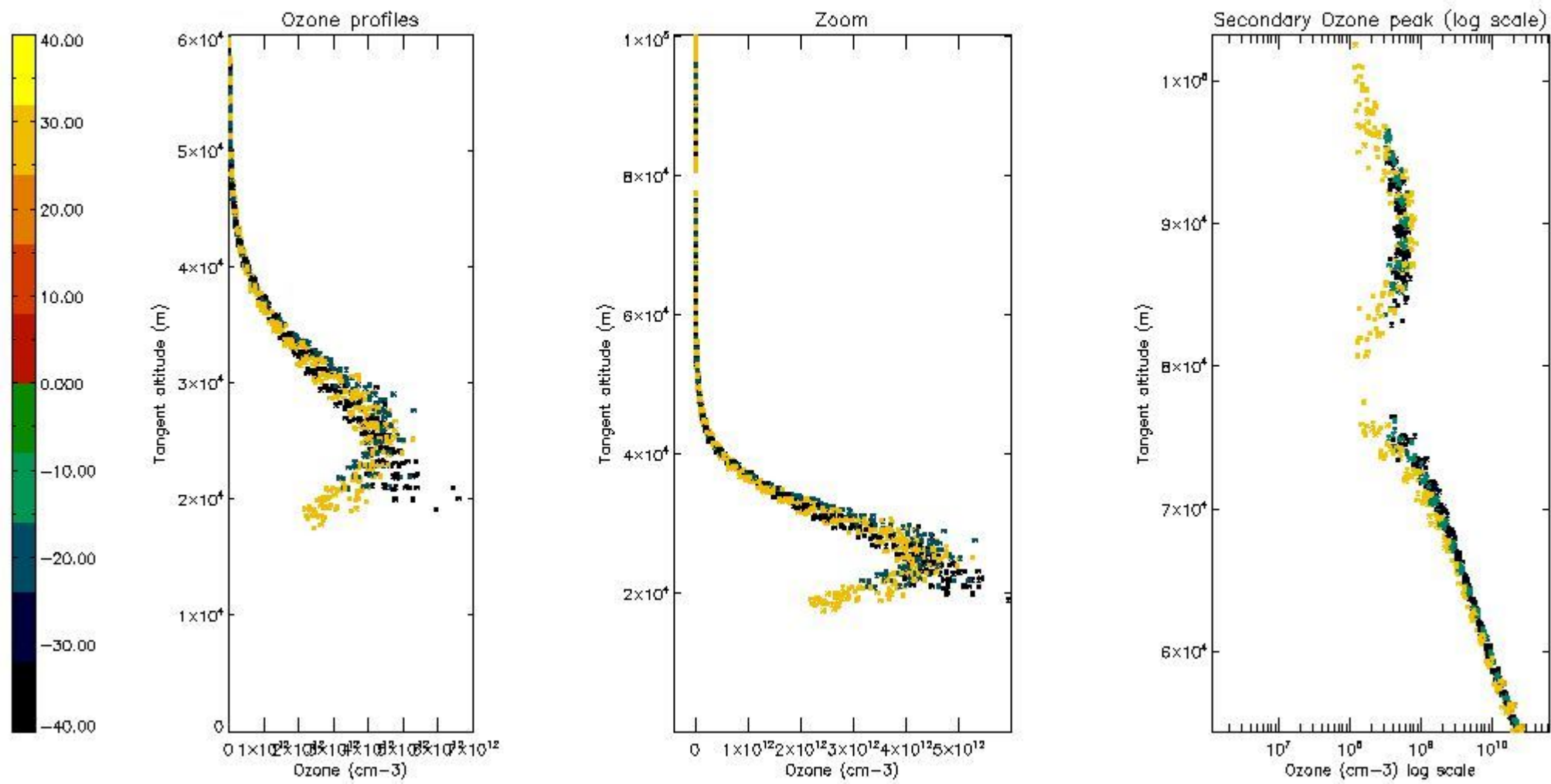
5.3 Plot ozone profiles where STD < 20% (dark without errors)

The colorbar represents the latitude.



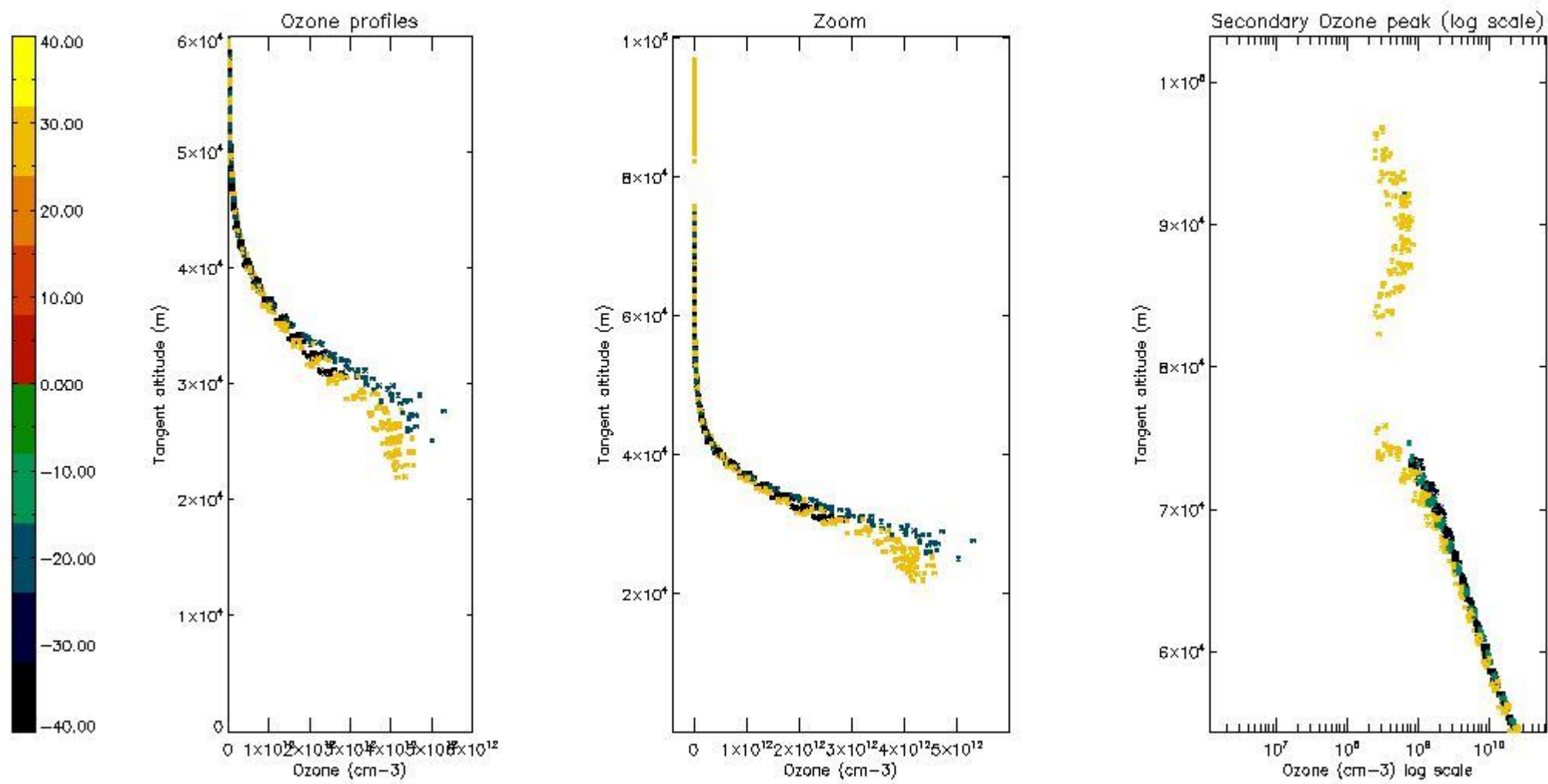
5.4 Plot ozone profiles where STD < 10% (dark without errors)

The colorbar represents the latitude.



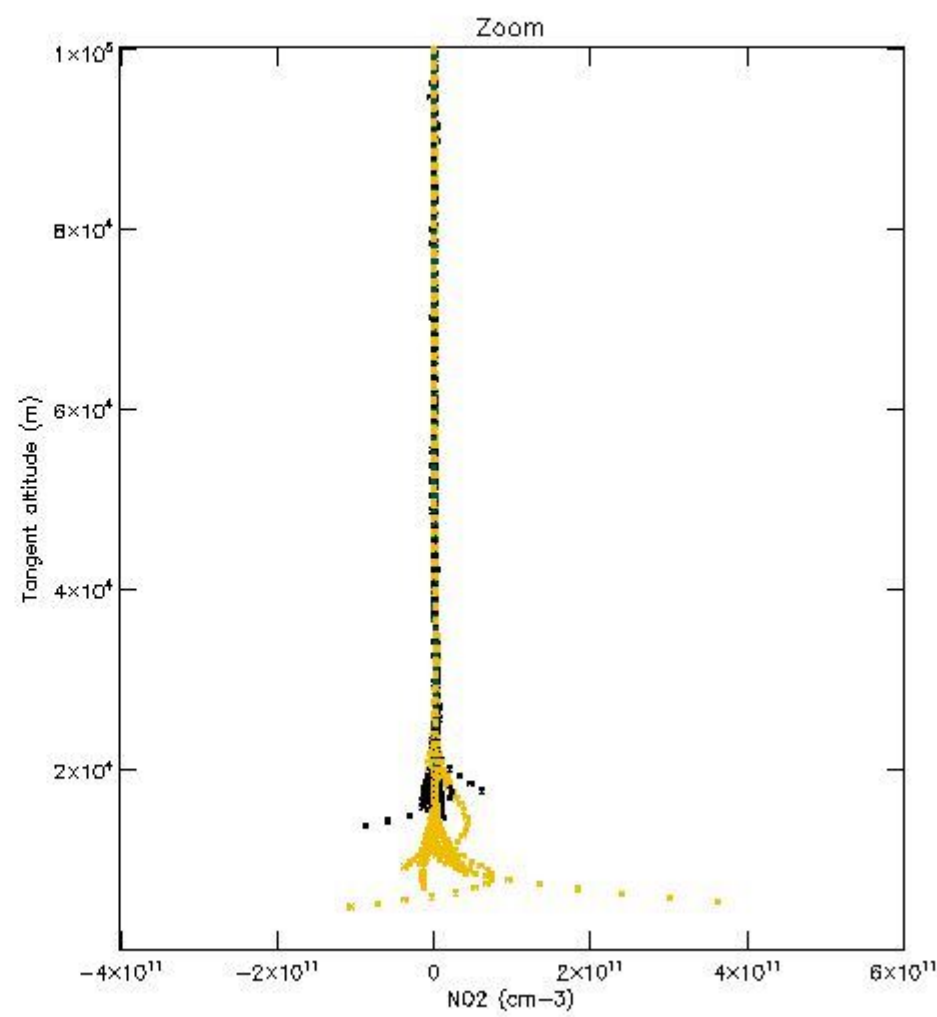
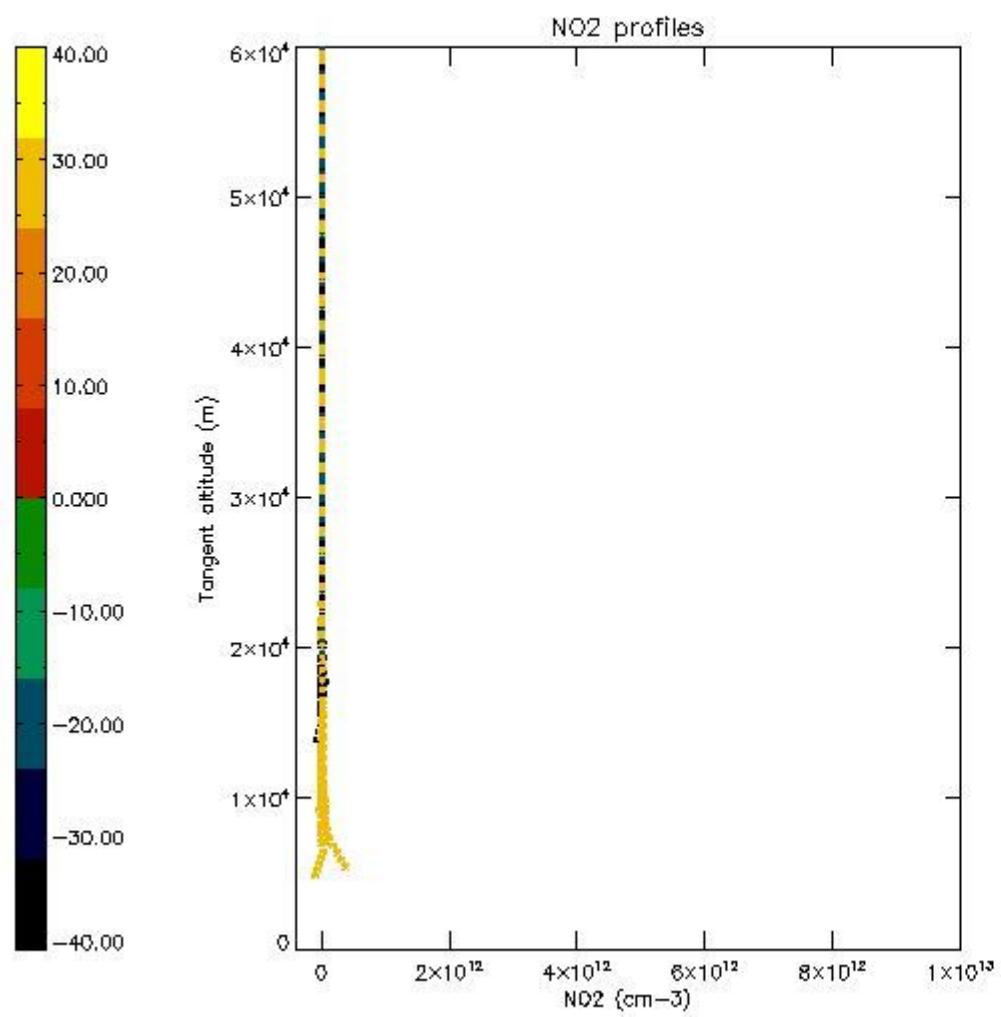
5.5 Plot ozone profiles where STD < 5% (dark without errors)

The colorbar represents the latitude.



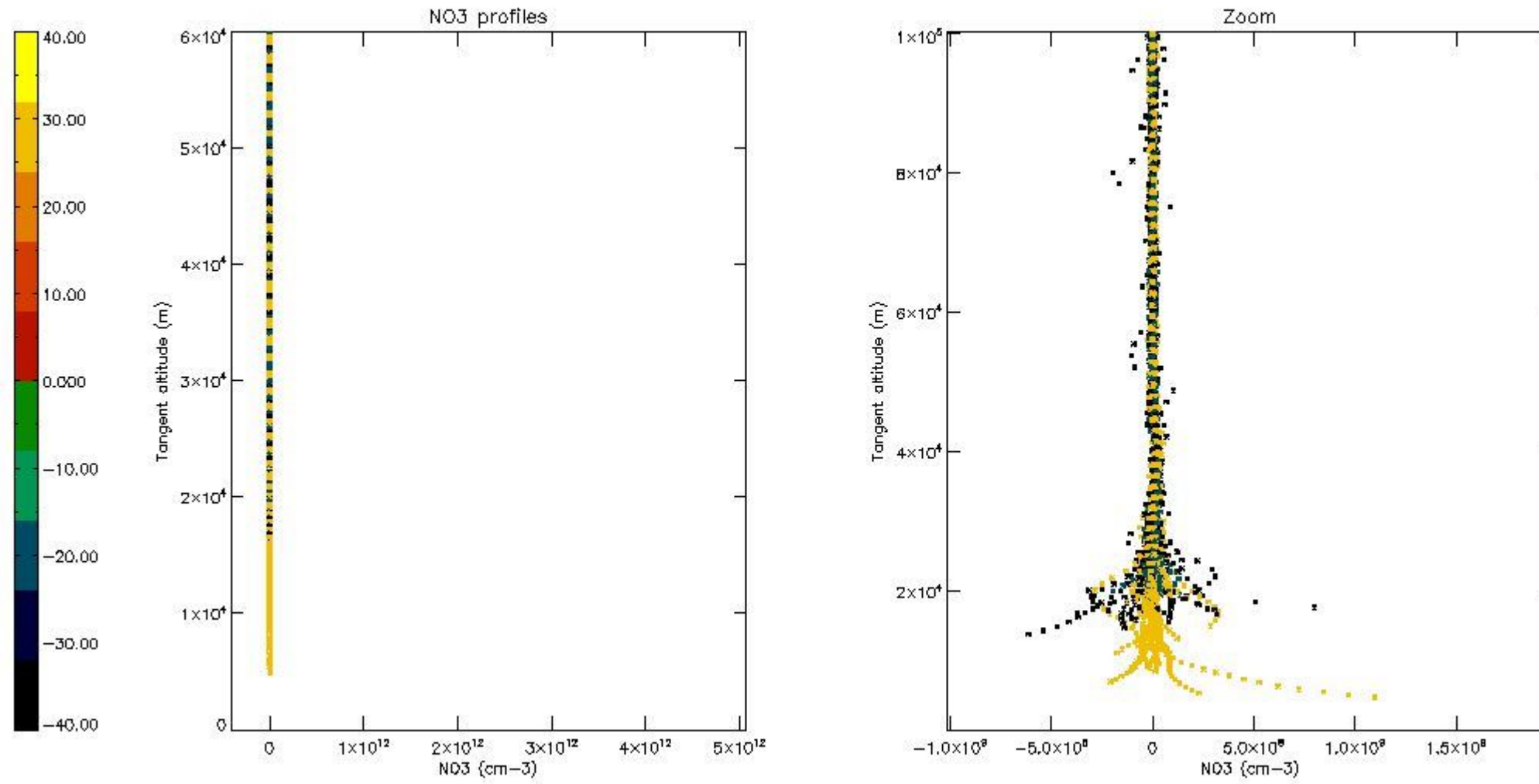
5.6 Plot NO₂ profiles for all STD (dark without errors)

The colorbar represents the latitude.



5.7 Plot NO3 profiles for all STD (dark without errors)

The colorbar represents the latitude.



6. Auxiliary Data Files used for the production reported in section 2

The number reported in the third column indicates since which file (see list in section 2) the corresponding auxiliary file has been used. The fourth column is the date of those product files.

Type	Auxiliary Filename	Used since product	Used since product date
INST_PHYS_CHARACTERISTICS	GOM_INS_AXVIEC20091111_143220_20030716_120000_20500101_000000	1	03-NOV-2005 00:11:59
LEVEL-2_PROC_CONFIG	GOM_PR2_AXVIEC20091111_152718_20020301_000000_20500101_000000	1	03-NOV-2005 00:11:59
CROSS_SECTIONS_FILE	GOM_CRS_AXVIEC20091111_154832_20020301_000000_20500101_000000	1	03-NOV-2005 00:11:59

GOMOS Level 2 Daily Report

SUMMARY

[1. General Info](#)

[2. Summary of processed GOM_NL_2P products](#)

[3. Level 2 Quality information per product](#)

[3.1 Plot of level 2 quality information per product \(time dependant\)](#)

[3.2 Plot of level 2 quality information per product \(world map\)](#)

[4. Level 1 Quality information per product \(stored on level 2 products\)](#)

[4.1 Plot of level 1 quality information per product \(time dependant\)](#)

[4.1.1 Plot of level 1 quality information per product \(time dependant\): ASCENDING](#)

[4.1.2 Plot of level 1 quality information per product \(time dependant\): DESCENDING](#)

[4.2 Plot of level 1 quality information per product \(world map\)](#)

[4.2.1 Plot of level 1 quality information per product \(world map\): ASCENDING](#)

[4.2.2 Plot of level 1 quality information per product \(world map\): DESCENDING](#)

[5. Ozone profiles based on quality statistics and other trace gas profiles](#)

[5.1 Ozone statistics based on quality of products](#)

[5.2 Plot ozone profiles for all STD \(dark without errors\)](#)

[5.3 Plot ozone profiles where STD < 20% \(dark without errors\)](#)

[5.4. Plot ozone profiles where STD < 10% \(dark without errors\)](#)

[5.5. Plot ozone profiles where STD < 5% \(dark without errors\)](#)

[5.6 Plot NO2 profiles for all STD \(dark without errors\)](#)

[5.7 Plot NO3 profiles for all STD \(dark without errors\)](#)

[5.8 Plot H2O profiles \(only for occultations of stars 1,2,3,4,13,14,16,26,63 dark without errors\) for all STD](#)

[6. Auxiliary Data Files used for the production reported in section 2](#)

This report presents the daily analysis on parameters extracted from GOMOS level 2 data (GOM_NL__2P). It is intended to monitor some important parameters that will impact the quality of these products. A list of level 2 products (and content) that have arrived during the reporting day to the PCF is also given.

Item	Value
Time of report generation	18APR2013 12:14:42
Data source version	GOMOS/6.01
Start time of products	03-11-2005 (03NOV2005 00:00:00)
Stop time of products	04-11-2005 (04NOV2005 00:00:00)
Store outputs in DB	Yes
Nb of level 2 prods	202
Nb of prods with errors	0

2. Summary of processed GOM_NL__2P products.

Nr	Filename	UTC Start time	Limb	Duration	Star Id	Star Name	Star Mag	Star Temp	Nb Meas	Orbit	Prod. error
1	GOM_NL__2PRFIN20051103_001159_000000382042_00131_19223_8150.N1	03-NOV-2005 00:11:59	Dark	38.000	143	Alp Hyi	2.8570	7200.0	76	19223	No
2	GOM_NL__2PRFIN20051103_001321_000000462042_00131_19223_8151.N1	03-NOV-2005 00:13:21	Dark	46.000	9	Alp Eri	0.45300	24000.	92	19223	No
3	GOM_NL__2PRFIN20051103_001644_000000412042_00131_19223_8152.N1	03-NOV-2005 00:16:44	Straylight	40.500	157	The1Eri	2.9060	9300.0	81	19223	No
4	GOM_NL__2PRFIN20051103_002443_000000422042_00131_19223_8153.N1	03-NOV-2005 00:24:43	Straylight	41.500	52	16Bet Cet	2.0370	4500.0	83	19223	No
5	GOM_NL__2PRFIN20051103_003415_000000362042_00131_19223_8154.N1	03-NOV-2005 00:34:15	Bright	36.000	140	88Gam Peg	2.8340	26000.	72	19223	No
6	GOM_NL__2PRFIN20051103_003807_000000362042_00131_19223_8155.N1	03-NOV-2005 00:38:07	Bright	35.500	58	21Alp And	2.0730	11000.	71	19223	No
7	GOM_NL__2PRFIN20051103_003927_000000362042_00131_19223_8156.N1	03-NOV-2005 00:39:27	Bright	36.000	53	43Bet And	2.0480	3300.0	72	19223	No
8	GOM_NL__2PRFIN20051103_004522_000000362042_00131_19223_8157.N1	03-NOV-2005 00:45:22	Bright	36.000	68	18Alp Cas	2.2250	4500.0	72	19223	No
9	GOM_NL__2PRFIN20051103_004631_000000352042_00131_19223_8158.N1	03-NOV-2005 00:46:31	Bright	34.500	76	27Gam Cas	2.3000	30000.	69	19223	No
10	GOM_NL__2PRFIN20051103_005437_000000382042_00131_19223_8159.N1	03-NOV-2005 00:54:37	Bright	37.500	49	1Alp UMi	1.9900	6300.0	75	19223	No
11	GOM_NL__2PRFIN20051103_005832_000000372042_00131_19223_8160.N1	03-NOV-2005 00:58:32	Bright	36.500	60	7Bet UMi	2.0810	3950.0	73	19223	No
12	GOM_NL__2PRFIN20051103_010423_000000352042_00131_19223_8161.N1	03-NOV-2005 01:04:23	Bright	34.500	32	77Eps UMa	1.7630	11000.	69	19223	No
13	GOM_NL__2PRFIN20051103_010544_000000352042_00131_19223_8162.N1	03-NOV-2005 01:05:44	Bright	35.000	39	85Eta UMa	1.8540	24000.	70	19223	No
14	GOM_NL__2PRFIN20051103_010919_000000332042_00131_19223_8163.N1	03-NOV-2005 01:09:19	Bright	33.000	152	12Alp2CVn	2.8900	11000.	66	19223	No
15	GOM_NL__2PRFIN20051103_011647_000000352042_00131_19223_8164.N1	03-NOV-2005 01:16:47	Bright	35.000	62	94Bet Leo	2.1360	9700.0	70	19223	No
16	GOM_NL__2PRFIN20051103_013421_000000382042_00131_19223_8165.N1	03-NOV-2005 01:34:21	Dark	37.500	99	Del Cen	2.5750	26000.	75	19223	No
17	GOM_NL__2PRFIN20051103_013902_000000372042_00132_19224_8149.N1	03-NOV-2005 01:39:02	Dark	36.500	124	The Car	2.7640	30000.	73	19224	No
18	GOM_NL__2PRFIN20051103_015235_000000432042_00132_19224_8150.N1	03-NOV-2005 01:52:35	Dark	42.500	143	Alp Hyi	2.8570	7200.0	85	19224	No
19	GOM_NL__2PRFIN20051103_015357_000000412042_00132_19224_8151.N1	03-NOV-2005 01:53:57	Dark	40.500	9	Alp Eri	0.45300	24000.	81	19224	No
20	GOM_NL__2PRFIN20051103_015720_000000402042_00132_19224_8152.N1	03-NOV-2005 01:57:20	Straylight	39.500	157	The1Eri	2.9060	9300.0	79	19224	No
21	GOM_NL__2PRFIN20051103_020519_000000442042_00132_19224_8153.N1	03-NOV-2005 02:05:19	Straylight	43.500	52	16Bet Cet	2.0370	4500.0	87	19224	No
22	GOM_NL__2PRFIN20051103_021451_000000352042_00132_19224_8154.N1	03-NOV-2005 02:14:51	Bright	34.500	140	88Gam Peg	2.8340	26000.	69	19224	No
23	GOM_NL__2PRFIN20051103_021843_000000372042_00132_19224_8155.N1	03-NOV-2005 02:18:43	Bright	37.000	58	21Alp And	2.0730	11000.	74	19224	No
24	GOM_NL__2PRFIN20051103_022003_000000362042_00132_19224_8156.N1	03-NOV-2005 02:20:03	Bright	36.000	53	43Bet And	2.0480	3300.0	72	19224	No
25	GOM_NL__2PRFIN20051103_022558_000000362042_00132_19224_8157.N1	03-NOV-2005 02:25:58	Bright	35.500	68	18Alp Cas	2.2250	4500.0	71	19224	No
26	GOM_NL__2PRFIN20051103_022707_000000342042_00132_19224_8158.N1	03-NOV-2005 02:27:07	Bright	33.500	76	27Gam Cas	2.3000	30000.	67	19224	No
27	GOM_NL__2PRFIN20051103_023512_000000322042_00132_19224_8159.N1	03-NOV-2005 02:35:12	Bright	31.500	49	1Alp UMi	1.9900	6300.0	63	19224	No
28	GOM_NL__2PRFIN20051103_023908_000000362042_00132_19224_8160.N1	03-NOV-2005 02:39:08	Bright	36.000	60	7Bet UMi	2.0810	3950.0	72	19224	No
29	GOM_NL__2PRFIN20051103_024459_000000522042_00132_19224_8161.N1	03-NOV-2005 02:44:59	Bright	52.000	32	77Eps UMa	1.7630	11000.	104	19224	No
30	GOM_NL__2PRFIN20051103_024620_000000342042_00132_19224_8162.N1	03-NOV-2005 02:46:20	Bright	33.500	39	85Eta UMa	1.8540	24000.	67	19224	No
31	GOM_NL__2PRFIN20051103_024954_000000352042_00132_19224_8163.N1	03-NOV-2005 02:49:54	Bright	35.000	152	12Alp2CVn	2.8900	11000.	70	19224	No
32	GOM_NL__2PRFIN20051103_025723_000000542042_00132_19224_8164.N1	03-NOV-2005 02:57:23	Bright	54.000	62	94Bet Leo	2.1360	9700.0	108	19224	No
33	GOM_NL__2PRFIN20051103_031457_000000412042_00132_19224_8165.N1	03-NOV-2005 03:14:57	Dark	40.500	99	Del Cen	2.5750	26000.	81	19224	No
34	GOM_NL__2PRFIN20051103_031939_000000372042_00133_19225_8149.N1	03-NOV-2005 03:19:39	Dark	36.500	124	The Car	2.7640	30000.	73	19225	No
35	GOM_NL__2PRFIN20051103_033311_000000402042_00133_19225_8150.N1	03-NOV-2005 03:33:11	Dark	40.000	143	Alp Hyi	2.8570	7200.0	80	19225	No
36	GOM_NL__2PRFIN20051103_033434_000000502042_00133_19225_8151.N1	03-NOV-2005 03:34:34	Dark	50.000	9	Alp Eri	0.45300	24000.	100	19225	No
37	GOM_NL__2PRFIN20051103_033757_000000402042_00133_19225_8152.N1	03-NOV-2005 03:37:57	Straylight	40.000	157	The1Eri	2.9060	9300.0	80	19225	No
38	GOM_NL__2PRFIN20051103_034555_000000442042_00133_19225_8153.N1	03-NOV-2005 03:45:55	Straylight	43.500	52	16Bet Cet	2.0370	4500.0	87	19225	No
39	GOM_NL__2PRFIN20051103_035528_000000362042_00133_19225_8154.N1	03-NOV-2005 03:55:28	Bright	36.000	140	88Gam Peg	2.8340	26000.	72	19225	No
40	GOM_NL__2PRFIN20051103_035919_000000372042_00133_19225_8155.N1	03-NOV-2005 03:59:19	Bright	37.000	58	21Alp And	2.0730	11000.	74	19225	No
41	GOM_NL__2PRFIN20051103_040039_000000362042_00133_19225_8156.N1	03-NOV-2005 04:00:39	Bright	35.500	53	43Bet And	2.0480	3300.0	71	19225	No
42	GOM_NL__2PRFIN20051103_040634_000000352042_00133_19225_8157.N1	03-NOV-2005 04:06:34	Bright	34.500	68	18Alp Cas	2.2250	4500.0	69	19225	No

43	GOM_NL__2PRFIN20051103_040743_000000372042_00133_19225_8158.N1	03-NOV-2005 04:07:43	Bright	36.500	76	27Gam Cas	2.3000	30000.	73	19225	No
44	GOM_NL__2PRFIN20051103_041548_000000332042_00133_19225_8159.N1	03-NOV-2005 04:15:48	Bright	33.000	49	1Alp UMi	1.9900	6300.0	66	19225	No
45	GOM_NL__2PRFIN20051103_041944_000000352042_00133_19225_8160.N1	03-NOV-2005 04:19:44	Bright	35.000	60	7Bet UMi	2.0810	3950.0	70	19225	No
46	GOM_NL__2PRFIN20051103_042535_000000352042_00133_19225_8161.N1	03-NOV-2005 04:25:35	Bright	34.500	32	77Eps UMa	1.7630	11000.	69	19225	No
47	GOM_NL__2PRFIN20051103_042656_000000352042_00133_19225_8162.N1	03-NOV-2005 04:26:56	Bright	35.000	39	85Eta UMa	1.8540	24000.	70	19225	No
48	GOM_NL__2PRFIN20051103_043031_000000522042_00133_19225_8163.N1	03-NOV-2005 04:30:31	Bright	52.000	152	12Alp2CVn	2.8900	11000.	104	19225	No
49	GOM_NL__2PRFIN20051103_043759_000000362042_00133_19225_8164.N1	03-NOV-2005 04:37:59	Bright	36.000	62	94Bet Leo	2.1360	9700.0	72	19225	No
50	GOM_NL__2PRFIN20051103_045533_000000392042_00133_19225_8165.N1	03-NOV-2005 04:55:33	Dark	39.000	99	Del Cen	2.5750	26000.	78	19225	No
51	GOM_NL__2PRFIN20051103_050015_000000362042_00134_19226_8149.N1	03-NOV-2005 05:00:15	Dark	36.000	124	The Car	2.7640	30000.	72	19226	No
52	GOM_NL__2PRFIN20051103_051347_000000362042_00134_19226_8150.N1	03-NOV-2005 05:13:47	Dark	36.000	143	Alp Hyi	2.8570	7200.0	72	19226	No
53	GOM_NL__2PRFIN20051103_051510_000000442042_00134_19226_8151.N1	03-NOV-2005 05:15:10	Dark	43.500	9	Alp Eri	0.45300	24000.	87	19226	No
54	GOM_NL__2PRFIN20051103_051833_000000392042_00134_19226_8152.N1	03-NOV-2005 05:18:33	Straylight	39.000	157	The1Eri	2.9060	9300.0	78	19226	No
55	GOM_NL__2PRFIN20051103_052631_000000432042_00134_19226_8153.N1	03-NOV-2005 05:26:31	Straylight	42.500	52	16Bet Cet	2.0370	4500.0	85	19226	No
56	GOM_NL__2PRFIN20051103_053604_000000062042_00134_19226_8154.N1	03-NOV-2005 05:36:04	Straylight	6.0000	140	88Gam Peg	2.8340	26000.	12	19226	No
57	GOM_NL__2PRFIN20051103_053955_000000362042_00134_19226_8155.N1	03-NOV-2005 05:39:55	Bright	36.000	58	21Alp And	2.0730	11000.	72	19226	No
58	GOM_NL__2PRFIN20051103_054115_000000362042_00134_19226_8156.N1	03-NOV-2005 05:41:15	Bright	36.000	53	43Bet And	2.0480	3300.0	72	19226	No
59	GOM_NL__2PRFIN20051103_054710_000000372042_00134_19226_8157.N1	03-NOV-2005 05:47:10	Bright	36.500	68	18Alp Cas	2.2250	4500.0	73	19226	No
60	GOM_NL__2PRFIN20051103_054819_000000362042_00134_19226_8158.N1	03-NOV-2005 05:48:19	Bright	36.000	76	27Gam Cas	2.3000	30000.	72	19226	No
61	GOM_NL__2PRFIN20051103_055624_000000362042_00134_19226_8159.N1	03-NOV-2005 05:56:24	Bright	36.000	49	1Alp UMi	1.9900	6300.0	72	19226	No
62	GOM_NL__2PRFIN20051103_060020_000000382042_00134_19226_8160.N1	03-NOV-2005 06:00:20	Bright	38.000	60	7Bet UMi	2.0810	3950.0	76	19226	No
63	GOM_NL__2PRFIN20051103_060612_000000372042_00134_19226_8161.N1	03-NOV-2005 06:06:12	Bright	37.000	32	77Eps UMa	1.7630	11000.	74	19226	No
64	GOM_NL__2PRFIN20051103_060732_000000332042_00134_19226_8162.N1	03-NOV-2005 06:07:32	Bright	33.000	39	85Eta UMa	1.8540	24000.	66	19226	No
65	GOM_NL__2PRFIN20051103_061835_000000362042_00134_19226_8163.N1	03-NOV-2005 06:18:35	Bright	35.500	62	94Bet Leo	2.1360	9700.0	71	19226	No
66	GOM_NL__2PRFIN20051103_063609_000000382042_00134_19226_8164.N1	03-NOV-2005 06:36:09	Dark	37.500	99	Del Cen	2.5750	26000.	75	19226	No
67	GOM_NL__2PRFIN20051103_065423_000000372042_00135_19227_8149.N1	03-NOV-2005 06:54:23	Dark	36.500	143	Alp Hyi	2.8570	7200.0	73	19227	No
68	GOM_NL__2PRFIN20051103_065546_000000392042_00135_19227_8150.N1	03-NOV-2005 06:55:46	Dark	39.000	9	Alp Eri	0.45300	24000.	78	19227	No
69	GOM_NL__2PRFIN20051103_065909_000000422042_00135_19227_8151.N1	03-NOV-2005 06:59:09	Straylight	41.500	157	The1Eri	2.9060	9300.0	83	19227	No
70	GOM_NL__2PRFIN20051103_070707_000000432042_00135_19227_8152.N1	03-NOV-2005 07:07:07	Straylight	42.500	52	16Bet Cet	2.0370	4500.0	85	19227	No
71	GOM_NL__2PRFIN20051103_071640_000000062042_00135_19227_8153.N1	03-NOV-2005 07:16:40	Straylight	6.0000	140	88Gam Peg	2.8340	26000.	12	19227	No
72	GOM_NL__2PRFIN20051103_072031_000000362042_00135_19227_8154.N1	03-NOV-2005 07:20:31	Bright	36.000	58	21Alp And	2.0730	11000.	72	19227	No
73	GOM_NL__2PRFIN20051103_072151_000000382042_00135_19227_8155.N1	03-NOV-2005 07:21:51	Bright	37.500	53	43Bet And	2.0480	3300.0	75	19227	No
74	GOM_NL__2PRFIN20051103_072746_000000352042_00135_19227_8156.N1	03-NOV-2005 07:27:46	Bright	35.000	68	18Alp Cas	2.2250	4500.0	70	19227	No
75	GOM_NL__2PRFIN20051103_072855_000000352042_00135_19227_8157.N1	03-NOV-2005 07:28:55	Bright	35.000	76	27Gam Cas	2.3000	30000.	70	19227	No
76	GOM_NL__2PRFIN20051103_073700_000000362042_00135_19227_8158.N1	03-NOV-2005 07:37:00	Bright	36.000	49	1Alp UMi	1.9900	6300.0	72	19227	No
77	GOM_NL__2PRFIN20051103_074056_000000362042_00135_19227_8159.N1	03-NOV-2005 07:40:56	Bright	36.000	60	7Bet UMi	2.0810	3950.0	72	19227	No
78	GOM_NL__2PRFIN20051103_074648_000000342042_00135_19227_8160.N1	03-NOV-2005 07:46:48	Bright	33.500	32	77Eps UMa	1.7630	11000.	67	19227	No
79	GOM_NL__2PRFIN20051103_074809_000000362042_00135_19227_8161.N1	03-NOV-2005 07:48:09	Bright	36.000	39	85Eta UMa	1.8540	24000.	72	19227	No
80	GOM_NL__2PRFIN20051103_075912_000000352042_00135_19227_8162.N1	03-NOV-2005 07:59:12	Bright	35.000	62	94Bet Leo	2.1360	9700.0	70	19227	No
81	GOM_NL__2PRFIN20051103_081645_000000382042_00135_19227_8163.N1	03-NOV-2005 08:16:45	Dark	38.000	99	Del Cen	2.5750	26000.	76	19227	No
82	GOM_NL__2PRFIN20051103_083459_000000372042_00136_19228_8149.N1	03-NOV-2005 08:34:59	Dark	36.500	143	Alp Hyi	2.8570	7200.0	73	19228	No
83	GOM_NL__2PRFIN20051103_083622_000000422042_00136_19228_8150.N1	03-NOV-2005 08:36:22	Dark	41.500	9	Alp Eri	0.45300	24000.	83	19228	No
84	GOM_NL__2PRFIN20051103_083945_000000412042_00136_19228_8151.N1	03-NOV-2005 08:39:45	Straylight	41.000	157	The1Eri	2.9060	9300.0	82	19228	No
85	GOM_NL__2PRFIN20051103_084743_000000432042_00136_19228_8152.N1	03-NOV-2005 08:47:43	Straylight	42.500	52	16Bet Cet	2.0370	4500.0	85	19228	No
86	GOM_NL__2PRFIN20051103_090108_000000362042_00136_19228_8153.N1	03-NOV-2005 09:01:08	Bright	36.000	58	21Alp And	2.0730	11000.	72	19228	No
87	GOM_NL__2PRFIN20051103_090227_000000382042_00136_19228_8154.N1	03-NOV-2005 09:02:27	Bright	37.500	53	43Bet And	2.0480	3300.0	75	19228	No
88	GOM_NL__2PRFIN20051103_090822_000000372042_00136_19228_8155.N1	03-NOV-2005 09:08:22	Bright	36.500	68	18Alp Cas	2.2250	4500.0	73	19228	No
89	GOM_NL__2PRFIN20051103_090931_000000352042_00136_19228_8156.N1	03-NOV-2005 09:09:31	Bright	35.000	76	27Gam Cas	2.3000	30000.	70	19228	No
90	GOM_NL__2PRFIN20051103_091736_000000362042_00136_19228_8157.N1	03-NOV-2005 09:17:36	Bright	36.000	49	1Alp UMi	1.9900	6300.0	72	19228	No
91	GOM_NL__2PRFIN20051103_092132_000000362042_00136_19228_8158.N1	03-NOV-2005 09:21:32	Bright	35.500	60	7Bet UMi	2.0810	3950.0	71	19228	No
92	GOM_NL__2PRFIN20051103_092724_000000362042_00136_19228_8159.N1	03-NOV-2005 09:27:24	Bright	35.500	32	77Eps UMa	1.7630	11000.	71	19228	No
93	GOM_NL__2PRFIN20051103_092845_000000362042_00136_19228_8160.N1	03-NOV-2005 09:28:45	Bright	35.500	39	85Eta UMa	1.8540	24000.	71	19228	No
94	GOM_NL__2PRFIN20051103_093219_000000502042_00136_19228_8161.N1	03-NOV-2005 09:32:19	Bright	50.000	152	12Alp2CVn	2.8900	11000.	100	19228	No
95	GOM_NL__2PRFIN20051103_093948_000000362042_00136_19228_8162.N1	03-NOV-2005 09:39:48	Bright	36.000	62	94Bet Leo	2.1360	9700.0	72	19228	No
96	GOM_NL__2PRFIN20051103_095721_000000382042_00136_19228_8163.N1	03-NOV-2005 09:57:21	Dark	38.000	99	Del Cen	2.5750	26000.	76	19228	No
97	GOM_NL__2PRFIN20051103_100204_000000362042_00137_19229_8149.N1	03-NOV-2005 10:02:04	Dark	35.500	124	The Car	2.7640	30000.	71	19229	No
98	GOM_NL__2PRFIN20051103_101535_000000372042_00137_19229_8150.N1	03-NOV-2005 10:15:35	Dark	36.500	143	Alp Hyi	2.8570	7200.0	73	19229	No
99	GOM_NL__2PRFIN20051103_101658_000000452042_00137_19229_8151.N1	03-NOV-2005 10:16:58	Dark	45.000	9	Alp Eri	0.45300	24000.	90	19229	No
100	GOM_NL__2PRFIN20051103_102022_000000392042_00137_19229_8152.N1	03-NOV-2005 10:20:22	Straylight	38.500	157	The1Eri	2.9060	9300.0	77	19229	No
101	GOM_NL__2PRFIN20051103_102819_000000422042_00137_19229_8153.N1	03-NOV-2005 10:28:19	Straylight	42.000	52	16Bet Cet	2.0370	4500.0	84	19229	No

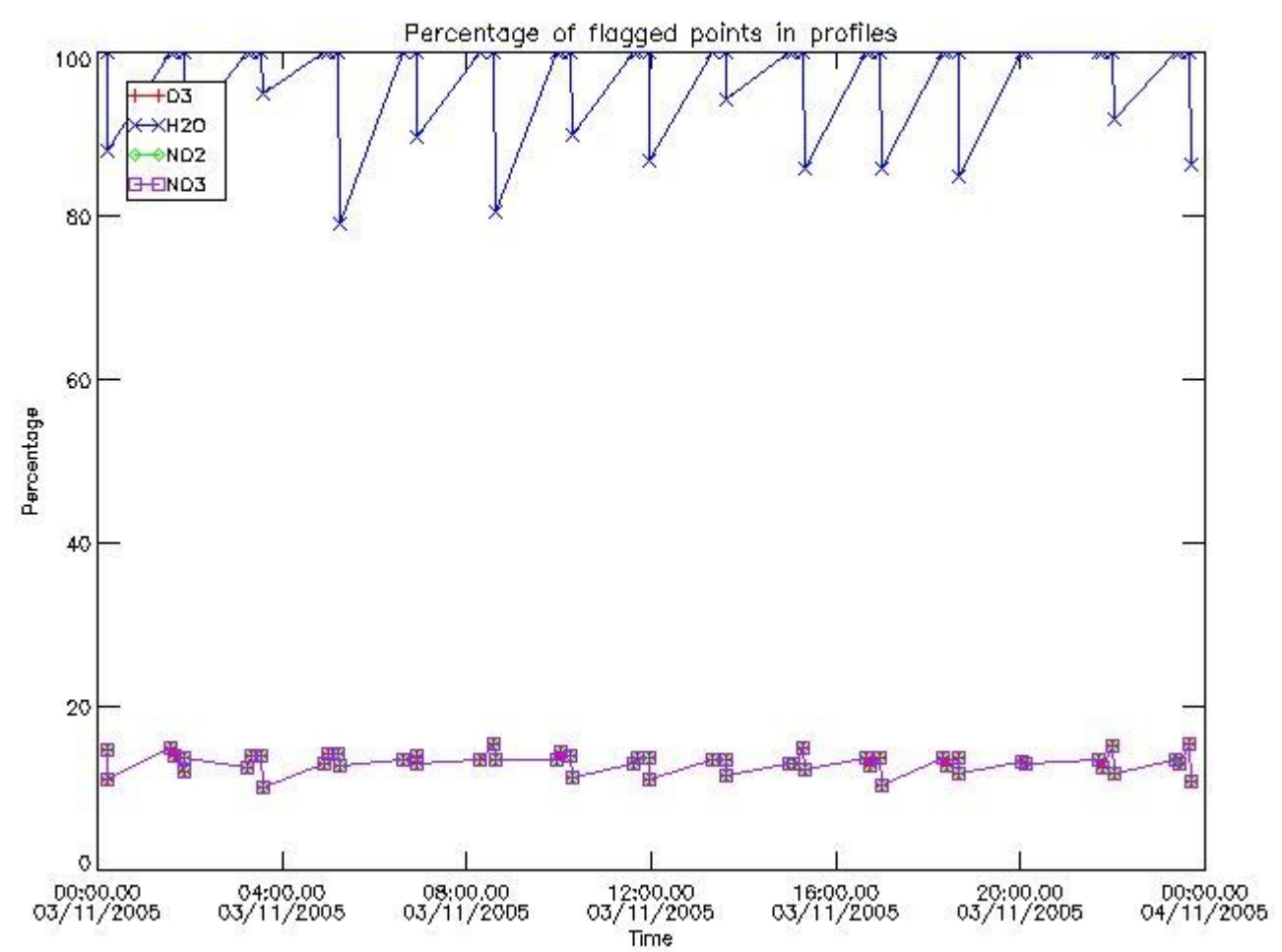
102	GOM_NL__2PRFIN20051103_104144_000000362042_00137_19229_8154.N1	03-NOV-2005 10:41:44	Bright	36.000	58	21Alp And	2.0730	11000.	72	19229	No
103	GOM_NL__2PRFIN20051103_104303_000000372042_00137_19229_8155.N1	03-NOV-2005 10:43:03	Bright	36.500	53	43Bet And	2.0480	3300.0	73	19229	No
104	GOM_NL__2PRFIN20051103_104858_000000362042_00137_19229_8156.N1	03-NOV-2005 10:48:58	Bright	36.000	68	18Alp Cas	2.2250	4500.0	72	19229	No
105	GOM_NL__2PRFIN20051103_105007_000000362042_00137_19229_8157.N1	03-NOV-2005 10:50:07	Bright	35.500	76	27Gam Cas	2.3000	30000.	71	19229	No
106	GOM_NL__2PRFIN20051103_105812_000000362042_00137_19229_8158.N1	03-NOV-2005 10:58:12	Bright	36.000	49	1Alp UMi	1.9900	6300.0	72	19229	No
107	GOM_NL__2PRFIN20051103_110208_000000372042_00137_19229_8159.N1	03-NOV-2005 11:02:08	Bright	37.000	60	7Bet UMi	2.0810	3950.0	74	19229	No
108	GOM_NL__2PRFIN20051103_110800_000000372042_00137_19229_8160.N1	03-NOV-2005 11:08:00	Bright	36.500	32	77Eps UMa	1.7630	11000.	73	19229	No
109	GOM_NL__2PRFIN20051103_110921_000000342042_00137_19229_8161.N1	03-NOV-2005 11:09:21	Bright	34.000	39	85Eta UMa	1.8540	24000.	68	19229	No
110	GOM_NL__2PRFIN20051103_111255_000000392042_00137_19229_8162.N1	03-NOV-2005 11:12:55	Bright	39.000	152	12Alp2CVn	2.8900	11000.	78	19229	No
111	GOM_NL__2PRFIN20051103_112024_000000362042_00137_19229_8163.N1	03-NOV-2005 11:20:24	Bright	35.500	62	94Bet Leo	2.1360	9700.0	71	19229	No
112	GOM_NL__2PRFIN20051103_113757_000000392042_00137_19229_8164.N1	03-NOV-2005 11:37:57	Dark	39.000	99	Del Cen	2.5750	26000.	78	19229	No
113	GOM_NL__2PRFIN20051103_114240_000000372042_00138_19230_8149.N1	03-NOV-2005 11:42:40	Dark	37.000	124	The Car	2.7640	30000.	74	19230	No
114	GOM_NL__2PRFIN20051103_115612_000000372042_00138_19230_8150.N1	03-NOV-2005 11:56:12	Dark	37.000	143	Alp Hyi	2.8570	7200.0	74	19230	No
115	GOM_NL__2PRFIN20051103_115734_000000462042_00138_19230_8151.N1	03-NOV-2005 11:57:34	Dark	45.500	9	Alp Eri	0.45300	24000.	91	19230	No
116	GOM_NL__2PRFIN20051103_120058_000000392042_00138_19230_8152.N1	03-NOV-2005 12:00:58	Straylight	38.500	157	The1Eri	2.9060	9300.0	77	19230	No
117	GOM_NL__2PRFIN20051103_120855_000000422042_00138_19230_8153.N1	03-NOV-2005 12:08:55	Straylight	42.000	52	16Bet Cet	2.0370	4500.0	84	19230	No
118	GOM_NL__2PRFIN20051103_122220_000000372042_00138_19230_8154.N1	03-NOV-2005 12:22:20	Bright	36.500	58	21Alp And	2.0730	11000.	73	19230	No
119	GOM_NL__2PRFIN20051103_122339_000000382042_00138_19230_8155.N1	03-NOV-2005 12:23:39	Bright	37.500	53	43Bet And	2.0480	3300.0	75	19230	No
120	GOM_NL__2PRFIN20051103_123848_000000352042_00138_19230_8156.N1	03-NOV-2005 12:38:48	Bright	35.000	49	1Alp UMi	1.9900	6300.0	70	19230	No
121	GOM_NL__2PRFIN20051103_124244_000000362042_00138_19230_8157.N1	03-NOV-2005 12:42:44	Bright	35.500	60	7Bet UMi	2.0810	3950.0	71	19230	No
122	GOM_NL__2PRFIN20051103_124836_000000372042_00138_19230_8158.N1	03-NOV-2005 12:48:36	Bright	36.500	32	77Eps UMa	1.7630	11000.	73	19230	No
123	GOM_NL__2PRFIN20051103_124957_000000362042_00138_19230_8159.N1	03-NOV-2005 12:49:57	Bright	35.500	39	85Eta UMa	1.8540	24000.	71	19230	No
124	GOM_NL__2PRFIN20051103_125331_000000442042_00138_19230_8160.N1	03-NOV-2005 12:53:31	Bright	43.500	152	12Alp2CVn	2.8900	11000.	87	19230	No
125	GOM_NL__2PRFIN20051103_130100_000000352042_00138_19230_8161.N1	03-NOV-2005 13:01:00	Bright	34.500	62	94Bet Leo	2.1360	9700.0	69	19230	No
126	GOM_NL__2PRFIN20051103_131833_000000382042_00138_19230_8162.N1	03-NOV-2005 13:18:33	Dark	37.500	99	Del Cen	2.5750	26000.	75	19230	No
127	GOM_NL__2PRFIN20051103_133648_000000382042_00139_19231_8169.N1	03-NOV-2005 13:36:48	Dark	37.500	143	Alp Hyi	2.8570	7200.0	75	19231	No
128	GOM_NL__2PRFIN20051103_133810_000000452042_00139_19231_8170.N1	03-NOV-2005 13:38:10	Dark	44.500	9	Alp Eri	0.45300	24000.	89	19231	No
129	GOM_NL__2PRFIN20051103_134134_000000392042_00139_19231_8171.N1	03-NOV-2005 13:41:34	Straylight	38.500	157	The1Eri	2.9060	9300.0	77	19231	No
130	GOM_NL__2PRFIN20051103_134931_000000442042_00139_19231_8172.N1	03-NOV-2005 13:49:31	Straylight	43.500	52	16Bet Cet	2.0370	4500.0	87	19231	No
131	GOM_NL__2PRFIN20051103_140256_000000362042_00139_19231_8173.N1	03-NOV-2005 14:02:56	Bright	35.500	58	21Alp And	2.0730	11000.	71	19231	No
132	GOM_NL__2PRFIN20051103_140415_000000372042_00139_19231_8174.N1	03-NOV-2005 14:04:15	Bright	36.500	53	43Bet And	2.0480	3300.0	73	19231	No
133	GOM_NL__2PRFIN20051103_141924_000000352042_00139_19231_8175.N1	03-NOV-2005 14:19:24	Bright	35.000	49	1Alp UMi	1.9900	6300.0	70	19231	No
134	GOM_NL__2PRFIN20051103_142320_000000352042_00139_19231_8176.N1	03-NOV-2005 14:23:20	Bright	35.000	60	7Bet UMi	2.0810	3950.0	70	19231	No
135	GOM_NL__2PRFIN20051103_142912_000000522042_00139_19231_8177.N1	03-NOV-2005 14:29:12	Bright	52.000	32	77Eps UMa	1.7630	11000.	104	19231	No
136	GOM_NL__2PRFIN20051103_143033_000000342042_00139_19231_8178.N1	03-NOV-2005 14:30:33	Bright	34.000	39	85Eta UMa	1.8540	24000.	68	19231	No
137	GOM_NL__2PRFIN20051103_144136_000000382042_00139_19231_8179.N1	03-NOV-2005 14:41:36	Bright	37.500	62	94Bet Leo	2.1360	9700.0	75	19231	No
138	GOM_NL__2PRFIN20051103_145909_000000402042_00139_19231_8180.N1	03-NOV-2005 14:59:09	Dark	39.500	99	Del Cen	2.5750	26000.	79	19231	No
139	GOM_NL__2PRFIN20051103_150412_000000402042_00140_19232_8169.N1	03-NOV-2005 15:04:12	Dark	39.500	91	Kap Vel	2.4900	26000.	79	19232	No
140	GOM_NL__2PRFIN20051103_151724_000000382042_00140_19232_8170.N1	03-NOV-2005 15:17:24	Dark	37.500	143	Alp Hyi	2.8570	7200.0	75	19232	No
141	GOM_NL__2PRFIN20051103_151846_000000462042_00140_19232_8171.N1	03-NOV-2005 15:18:46	Dark	46.000	9	Alp Eri	0.45300	24000.	92	19232	No
142	GOM_NL__2PRFIN20051103_152210_000000412042_00140_19232_8172.N1	03-NOV-2005 15:22:10	Straylight	41.000	157	The1Eri	2.9060	9300.0	82	19232	No
143	GOM_NL__2PRFIN20051103_153008_000000442042_00140_19232_8173.N1	03-NOV-2005 15:30:08	Straylight	43.500	52	16Bet Cet	2.0370	4500.0	87	19232	No
144	GOM_NL__2PRFIN20051103_154332_000000372042_00140_19232_8174.N1	03-NOV-2005 15:43:32	Bright	36.500	58	21Alp And	2.0730	11000.	73	19232	No
145	GOM_NL__2PRFIN20051103_154451_000000372042_00140_19232_8175.N1	03-NOV-2005 15:44:51	Bright	36.500	53	43Bet And	2.0480	3300.0	73	19232	No
146	GOM_NL__2PRFIN20051103_155045_000000362042_00140_19232_8176.N1	03-NOV-2005 15:50:45	Bright	36.000	68	18Alp Cas	2.2250	4500.0	72	19232	No
147	GOM_NL__2PRFIN20051103_160000_000000372042_00140_19232_8177.N1	03-NOV-2005 16:00:00	Bright	36.500	49	1Alp UMi	1.9900	6300.0	73	19232	No
148	GOM_NL__2PRFIN20051103_160357_000000372042_00140_19232_8178.N1	03-NOV-2005 16:03:57	Bright	36.500	60	7Bet UMi	2.0810	3950.0	73	19232	No
149	GOM_NL__2PRFIN20051103_160948_000000342042_00140_19232_8179.N1	03-NOV-2005 16:09:48	Bright	34.000	32	77Eps UMa	1.7630	11000.	68	19232	No
150	GOM_NL__2PRFIN20051103_161109_000000342042_00140_19232_8180.N1	03-NOV-2005 16:11:09	Bright	34.000	39	85Eta UMa	1.8540	24000.	68	19232	No
151	GOM_NL__2PRFIN20051103_162212_000000362042_00140_19232_8181.N1	03-NOV-2005 16:22:12	Bright	35.500	62	94Bet Leo	2.1360	9700.0	71	19232	No
152	GOM_NL__2PRFIN20051103_163946_000000372042_00140_19232_8182.N1	03-NOV-2005 16:39:46	Dark	37.000	99	Del Cen	2.5750	26000.	74	19232	No
153	GOM_NL__2PRFIN20051103_164449_000000402042_00141_19233_8169.N1	03-NOV-2005 16:44:49	Dark	40.000	91	Kap Vel	2.4900	26000.	80	19233	No
154	GOM_NL__2PRFIN20051103_165800_000000372042_00141_19233_8170.N1	03-NOV-2005 16:58:00	Dark	37.000	143	Alp Hyi	2.8570	7200.0	74	19233	No
155	GOM_NL__2PRFIN20051103_165922_000000502042_00141_19233_8171.N1	03-NOV-2005 16:59:22	Dark	49.500	9	Alp Eri	0.45300	24000.	99	19233	No
156	GOM_NL__2PRFIN20051103_170247_000000402042_00141_19233_8172.N1	03-NOV-2005 17:02:47	Straylight	39.500	157	The1Eri	2.9060	9300.0	79	19233	No
157	GOM_NL__2PRFIN20051103_171044_000000432042_00141_19233_8173.N1	03-NOV-2005 17:10:44	Straylight	42.500	52	16Bet Cet	2.0370	4500.0	85	19233	No
158	GOM_NL__2PRFIN20051103_172408_000000372042_00141_19233_8174.N1	03-NOV-2005 17:24:08	Bright	36.500	58	21Alp And	2.0730	11000.	73	19233	No
159	GOM_NL__2PRFIN20051103_172527_000000362042_00141_19233_8175.N1	03-NOV-2005 17:25:27	Bright	36.000	53	43Bet And	2.0480	3300.0	72	19233	No
160	GOM_NL__2PRFIN20051103_173121_000000362042_00141_19233_8176.N1	03-NOV-2005 17:31:21	Bright	35.500	68	18Alp Cas	2.2250	4500.0	71	19233	No

161	GOM_NL__2PRFIN20051103_174036_000000362042_00141_19233_8177.N1	03-NOV-2005 17:40:36	Bright	35.500	49	1Alp UMi	1.9900	6300.0	71	19233	No
162	GOM_NL__2PRFIN20051103_174433_000000372042_00141_19233_8178.N1	03-NOV-2005 17:44:33	Bright	36.500	60	7Bet UMi	2.0810	3950.0	73	19233	No
163	GOM_NL__2PRFIN20051103_175024_000000342042_00141_19233_8179.N1	03-NOV-2005 17:50:24	Bright	33.500	32	77Eps UMa	1.7630	11000.	67	19233	No
164	GOM_NL__2PRFIN20051103_175145_000000362042_00141_19233_8180.N1	03-NOV-2005 17:51:45	Bright	35.500	39	85Eta UMa	1.8540	24000.	71	19233	No
165	GOM_NL__2PRFIN20051103_175519_000000352042_00141_19233_8181.N1	03-NOV-2005 17:55:19	Bright	34.500	152	12Alp2CVn	2.8900	11000.	69	19233	No
166	GOM_NL__2PRFIN20051103_180249_000000362042_00141_19233_8182.N1	03-NOV-2005 18:02:49	Bright	35.500	62	94Bet Leo	2.1360	9700.0	71	19233	No
167	GOM_NL__2PRFIN20051103_182022_000000372042_00141_19233_8183.N1	03-NOV-2005 18:20:22	Dark	37.000	99	Del Cen	2.5750	26000.	74	19233	No
168	GOM_NL__2PRFIN20051103_182526_000000402042_00142_19234_8169.N1	03-NOV-2005 18:25:26	Dark	40.000	91	Kap Vel	2.4900	26000.	80	19234	No
169	GOM_NL__2PRFIN20051103_183836_000000372042_00142_19234_8170.N1	03-NOV-2005 18:38:36	Dark	37.000	143	Alp Hyi	2.8570	7200.0	74	19234	No
170	GOM_NL__2PRFIN20051103_183958_000000442042_00142_19234_8171.N1	03-NOV-2005 18:39:58	Dark	43.500	9	Alp Eri	0.45300	24000.	87	19234	No
171	GOM_NL__2PRFIN20051103_184323_000000402042_00142_19234_8172.N1	03-NOV-2005 18:43:23	Straylight	39.500	157	The1Eri	2.9060	9300.0	79	19234	No
172	GOM_NL__2PRFIN20051103_185120_000000242042_00142_19234_8173.N1	03-NOV-2005 18:51:20	Straylight	24.000	52	16Bet Cet	2.0370	4500.0	48	19234	No
173	GOM_NL__2PRFIN20051103_190445_000000362042_00142_19234_8174.N1	03-NOV-2005 19:04:45	Bright	36.000	58	21Alp And	2.0730	11000.	72	19234	No
174	GOM_NL__2PRFIN20051103_190602_000000372042_00142_19234_8175.N1	03-NOV-2005 19:06:02	Bright	36.500	53	43Bet And	2.0480	3300.0	73	19234	No
175	GOM_NL__2PRFIN20051103_191157_000000372042_00142_19234_8176.N1	03-NOV-2005 19:11:57	Bright	36.500	68	18Alp Cas	2.2250	4500.0	73	19234	No
176	GOM_NL__2PRFIN20051103_192112_000000362042_00142_19234_8177.N1	03-NOV-2005 19:21:12	Bright	36.000	49	1Alp UMi	1.9900	6300.0	72	19234	No
177	GOM_NL__2PRFIN20051103_192509_000000522042_00142_19234_8178.N1	03-NOV-2005 19:25:09	Bright	52.000	60	7Bet UMi	2.0810	3950.0	104	19234	No
178	GOM_NL__2PRFIN20051103_193100_000000432042_00142_19234_8179.N1	03-NOV-2005 19:31:00	Bright	43.000	32	77Eps UMa	1.7630	11000.	86	19234	No
179	GOM_NL__2PRFIN20051103_193221_000000342042_00142_19234_8180.N1	03-NOV-2005 19:32:21	Bright	34.000	39	85Eta UMa	1.8540	24000.	68	19234	No
180	GOM_NL__2PRFIN20051103_193556_000000322042_00142_19234_8181.N1	03-NOV-2005 19:35:56	Bright	32.000	152	12Alp2CVn	2.8900	11000.	64	19234	No
181	GOM_NL__2PRFIN20051103_194325_000000372042_00142_19234_8182.N1	03-NOV-2005 19:43:25	Bright	37.000	62	94Bet Leo	2.1360	9700.0	74	19234	No
182	GOM_NL__2PRFIN20051103_200058_000000392042_00142_19234_8183.N1	03-NOV-2005 20:00:58	Dark	38.500	99	Del Cen	2.5750	26000.	77	19234	No
183	GOM_NL__2PRFIN20051103_200602_000000402042_00143_19235_8169.N1	03-NOV-2005 20:06:02	Dark	39.500	91	Kap Vel	2.4900	26000.	79	19235	No
184	GOM_NL__2PRFIN20051103_214134_000000382042_00143_19235_8170.N1	03-NOV-2005 21:41:34	Dark	38.000	99	Del Cen	2.5750	26000.	76	19235	No
185	GOM_NL__2PRFIN20051103_214638_000000412042_00144_19236_8169.N1	03-NOV-2005 21:46:38	Dark	40.500	91	Kap Vel	2.4900	26000.	81	19236	No
186	GOM_NL__2PRFIN20051103_215948_000000372042_00144_19236_8170.N1	03-NOV-2005 21:59:48	Dark	37.000	143	Alp Hyi	2.8570	7200.0	74	19236	No
187	GOM_NL__2PRFIN20051103_220111_000000442042_00144_19236_8171.N1	03-NOV-2005 22:01:11	Dark	43.500	9	Alp Eri	0.45300	24000.	87	19236	No
188	GOM_NL__2PRFIN20051103_220435_000000392042_00144_19236_8172.N1	03-NOV-2005 22:04:35	Straylight	39.000	157	The1Eri	2.9060	9300.0	78	19236	No
189	GOM_NL__2PRFIN20051103_222557_000000362042_00144_19236_8173.N1	03-NOV-2005 22:25:57	Bright	36.000	58	21Alp And	2.0730	11000.	72	19236	No
190	GOM_NL__2PRFIN20051103_222714_000000362042_00144_19236_8174.N1	03-NOV-2005 22:27:14	Bright	36.000	53	43Bet And	2.0480	3300.0	72	19236	No
191	GOM_NL__2PRFIN20051103_223309_000000372042_00144_19236_8175.N1	03-NOV-2005 22:33:09	Bright	36.500	68	18Alp Cas	2.2250	4500.0	73	19236	No
192	GOM_NL__2PRFIN20051103_224224_000000362042_00144_19236_8176.N1	03-NOV-2005 22:42:24	Bright	36.000	49	1Alp UMi	1.9900	6300.0	72	19236	No
193	GOM_NL__2PRFIN20051103_224621_000000362042_00144_19236_8177.N1	03-NOV-2005 22:46:21	Bright	35.500	60	7Bet UMi	2.0810	3950.0	71	19236	No
194	GOM_NL__2PRFIN20051103_225212_000000362042_00144_19236_8178.N1	03-NOV-2005 22:52:12	Bright	35.500	32	77Eps UMa	1.7630	11000.	71	19236	No
195	GOM_NL__2PRFIN20051103_225334_000000332042_00144_19236_8179.N1	03-NOV-2005 22:53:34	Bright	33.000	39	85Eta UMa	1.8540	24000.	66	19236	No
196	GOM_NL__2PRFIN20051103_225708_000000342042_00144_19236_8180.N1	03-NOV-2005 22:57:08	Bright	33.500	152	12Alp2CVn	2.8900	11000.	67	19236	No
197	GOM_NL__2PRFIN20051103_230437_000000352042_00144_19236_8181.N1	03-NOV-2005 23:04:37	Bright	35.000	62	94Bet Leo	2.1360	9700.0	70	19236	No
198	GOM_NL__2PRFIN20051103_232210_000000382042_00144_19236_8182.N1	03-NOV-2005 23:22:10	Dark	38.000	99	Del Cen	2.5750	26000.	76	19236	No
199	GOM_NL__2PRFIN20051103_232715_000000402042_00145_19237_8169.N1	03-NOV-2005 23:27:15	Dark	39.500	91	Kap Vel	2.4900	26000.	79	19237	No
200	GOM_NL__2PRFIN20051103_234024_000000372042_00145_19237_8170.N1	03-NOV-2005 23:40:24	Dark	36.500	143	Alp Hyi	2.8570	7200.0	73	19237	No
201	GOM_NL__2PRFIN20051103_234147_000000482042_00145_19237_8171.N1	03-NOV-2005 23:41:47	Dark	47.500	9	Alp Eri	0.45300	24000.	95	19237	No
202	GOM_NL__2PRFIN20051103_234512_000000402042_00145_19237_8172.N1	03-NOV-2005 23:45:12	Straylight	40.000	157	The1Eri	2.9060	9300.0	80	19237	No

3. Quality information per product

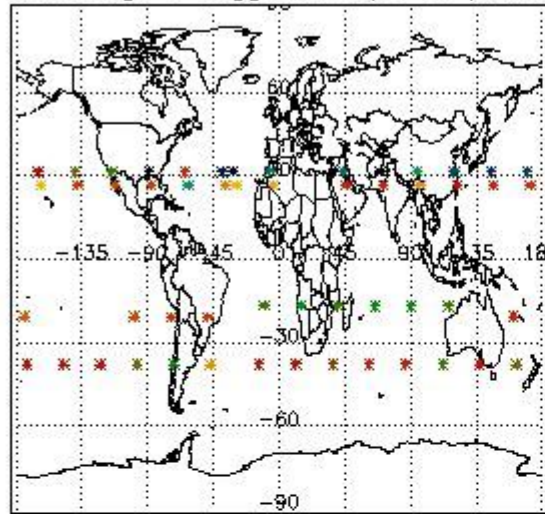
In this section it is plotted some information contained in the Quality Summary data set of the level 2 products. Only products in dark limb conditions and without errors (error flag in the MPH set to "0") are used.

3.1 Plot quality information per product (time dependant)

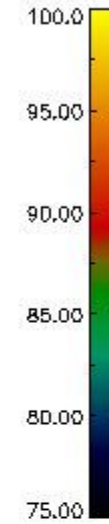
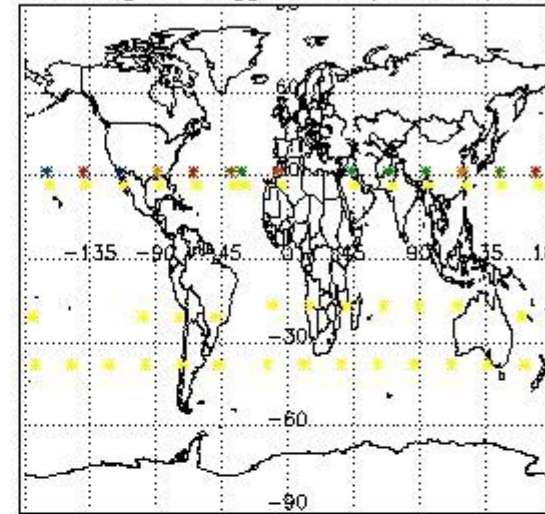


3.2 Plot quality information per product (world map)

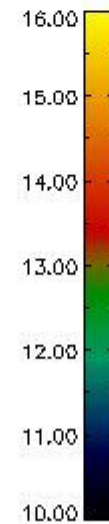
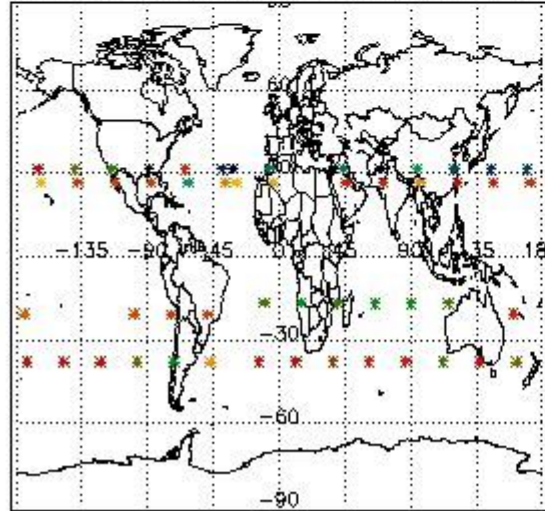
Percentage of flagged data per O3 profile



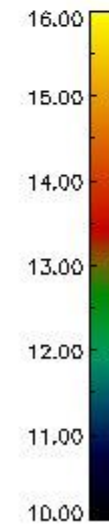
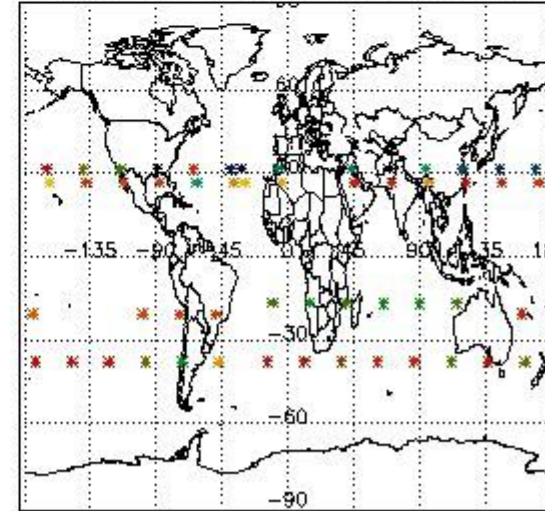
Percentage of flagged data per H2O profile



Percentage of flagged data per NO2 profile



Percentage of flagged data per NO3 profile

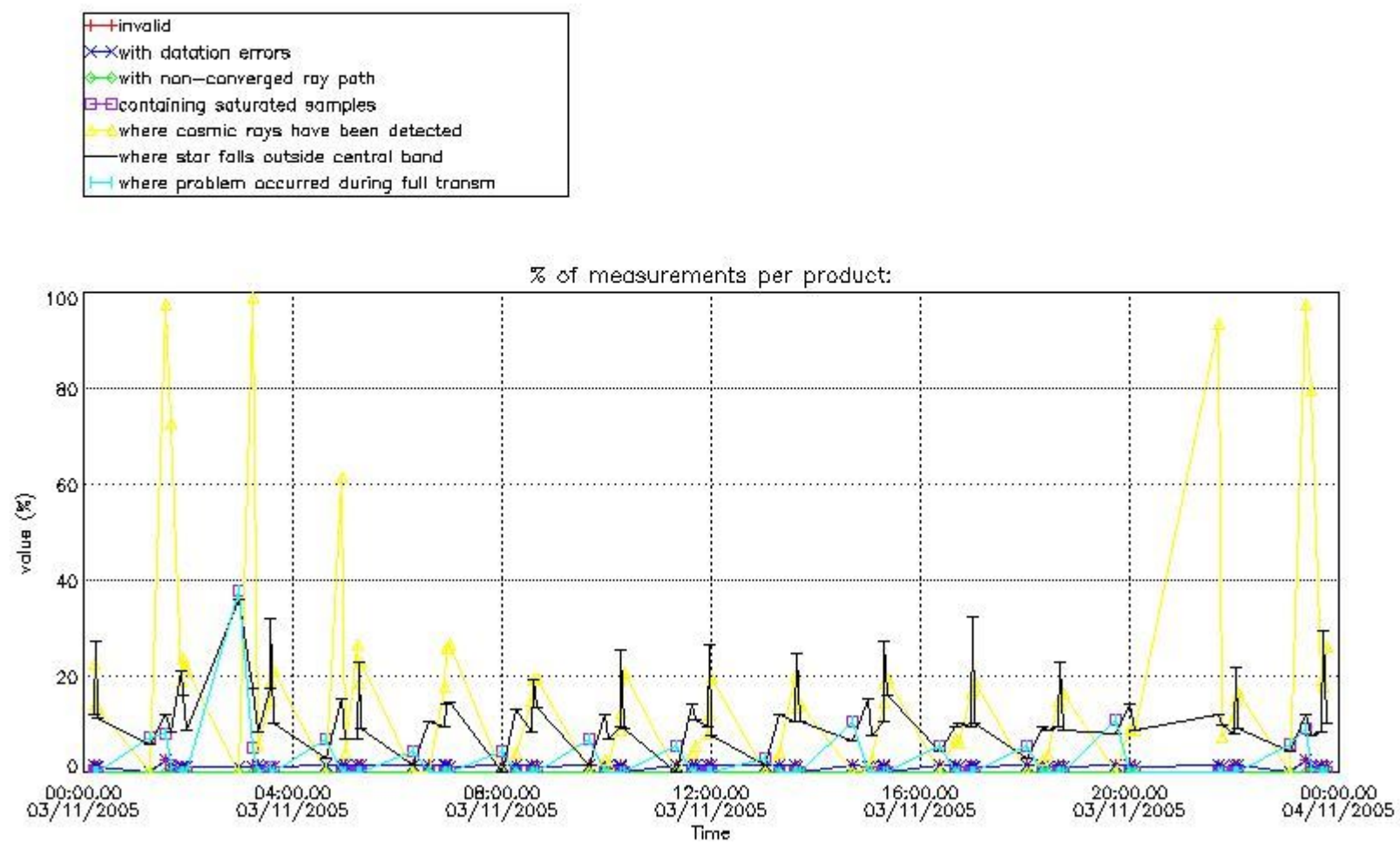


4. Level 1 quality information per product

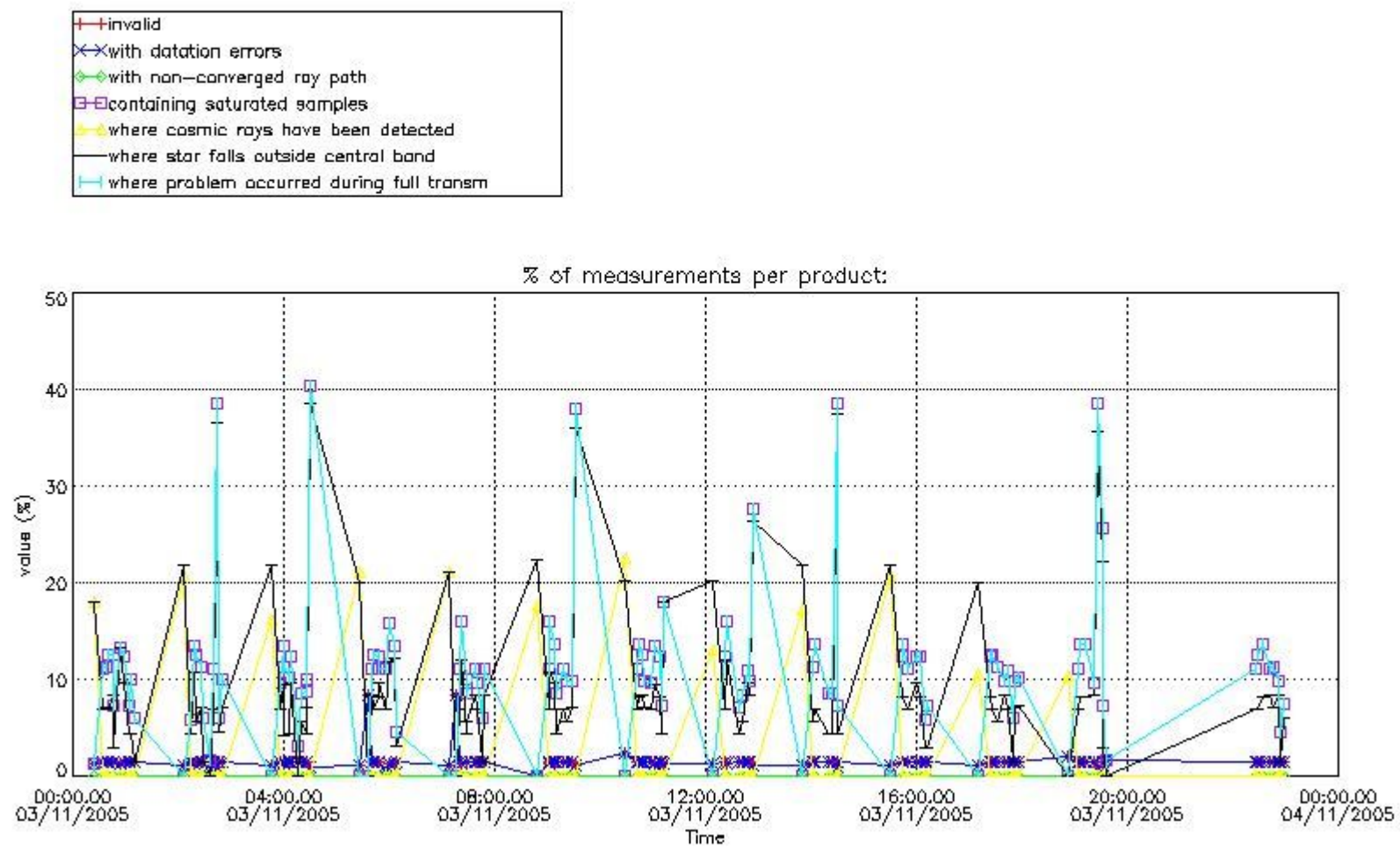
In this section it is plotted some information contained in the Quality Summary data set of the level 2 products that comes from the level 1b processing. Products without errors (error flag in the MPH set to "0") are used.

4.1 Plot quality information per product (time dependant) coming from level 1b processing

4.1.1 Plot level 1 quality information per product (time dependant): ENVISAT ASCENDING passes



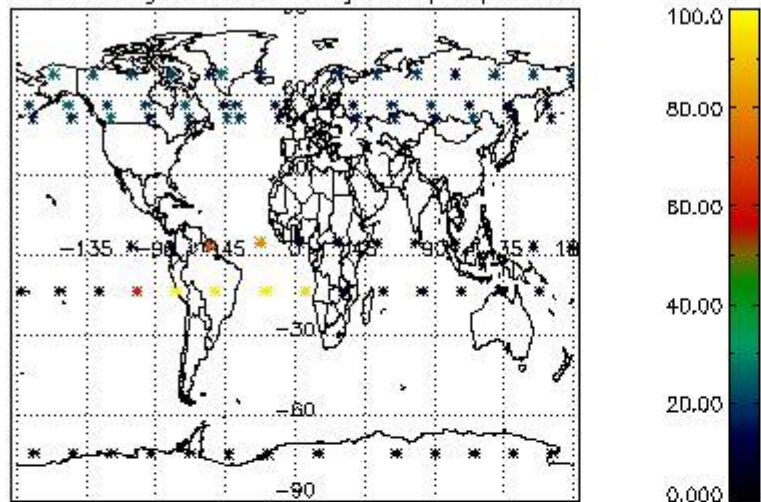
4.1.2 Plot level 1 quality information per product (time dependant): ENVI SAT DESCENDING passes



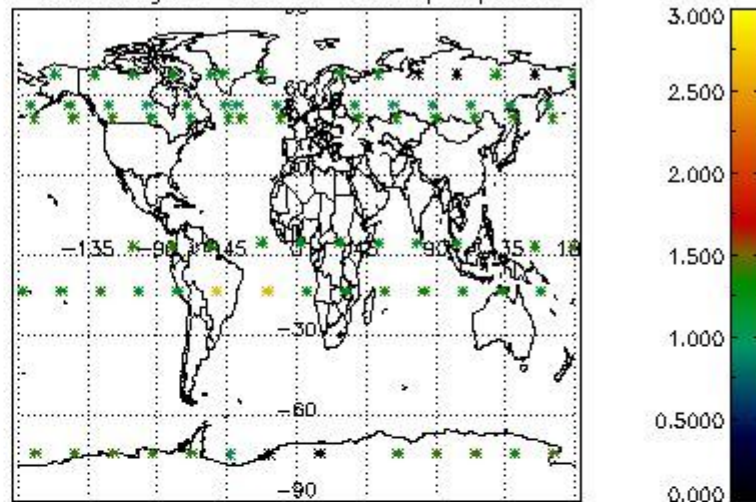
4.2 Plot quality information per product coming from level 1b processing (world map)

4.2.1 Plot level 1 quality information per product (world map): ENVISAT ASCENDING passes

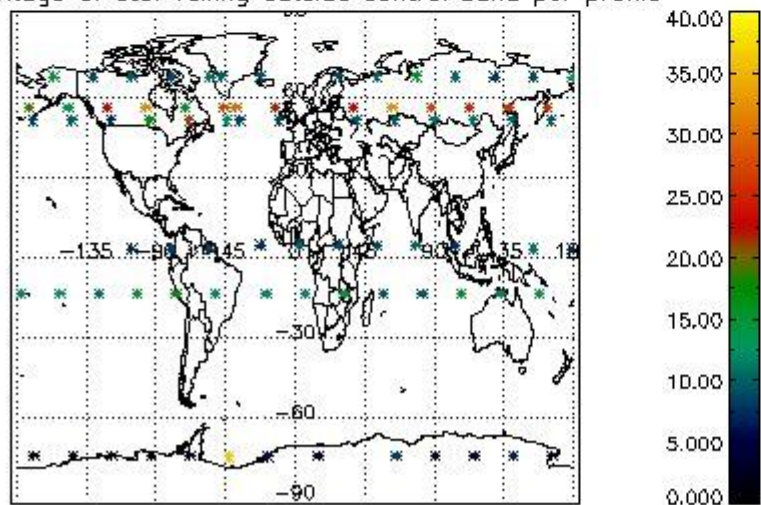
Percentage of cosmic ray hits per profile



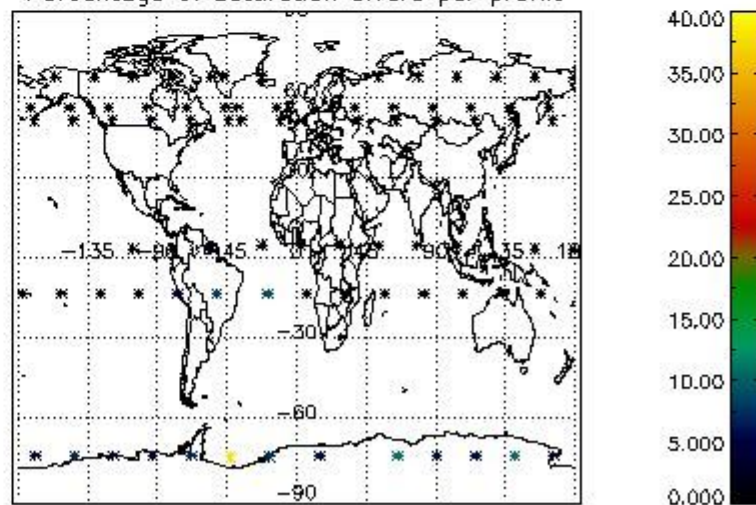
Percentage of datation errors per profile



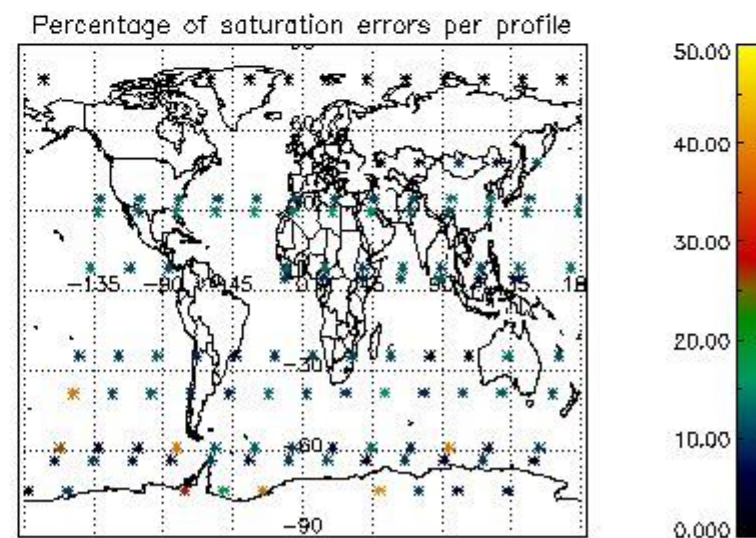
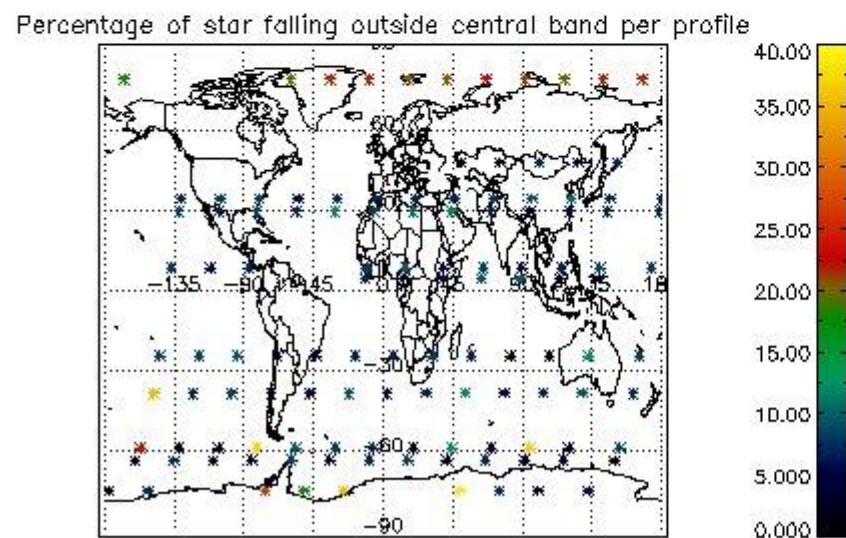
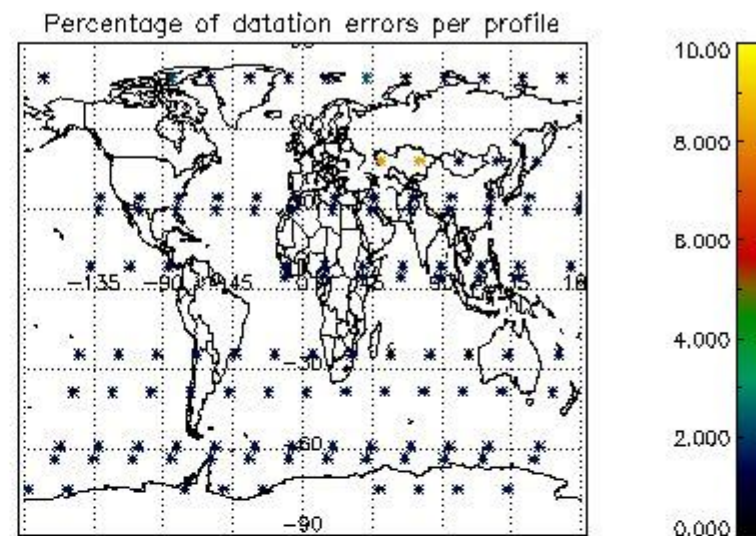
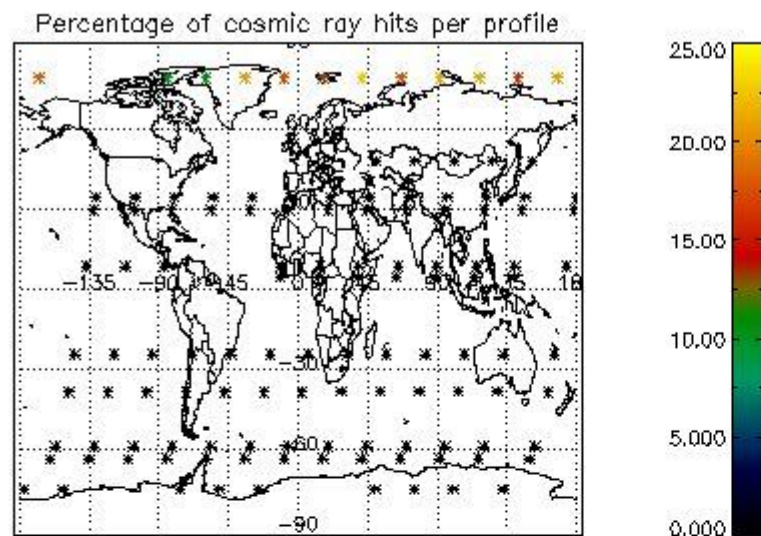
Percentage of star falling outside central band per profile



Percentage of saturation errors per profile



4.2.2 Plot level 1 quality information per product (world map): ENVISAT DESCENDING passes



5. Trace gas profiles

5.1 Ozone statistics based on quality of products

The final quality of the products can be "measured" using the STD (Standard Deviation) attached to every point profile. This information is written to the parameter GOM_NL__2P/NL_LOCAL_SPECIES_DENSITY/o3_std of the level 2 products. The table below shows the statistics for given STD ranges.

The statistics are given with respect to the overall valid production:

- Products without fatal errors: GOM_NL__2P/MPH/PRODUCT_ERR=0
- Valid point profile: GOM_NL__2P/NL_LOCAL_SPECIES_DENSITY/pcd(0)=0

The 'Criteria' is applied to valid points of dark limb products:

- Products in dark limb illumination condition: GOM_NL__2P/NL_SUMMARY_QUALITY/obs_ill_cond=0
- Products without fatal errors: GOM_NL__2P/MPH/PRODUCT_ERR=0
- Valid point profile: GOM_NL__2P/NL_LOCAL_SPECIES_DENSITY/pcd(0)=0

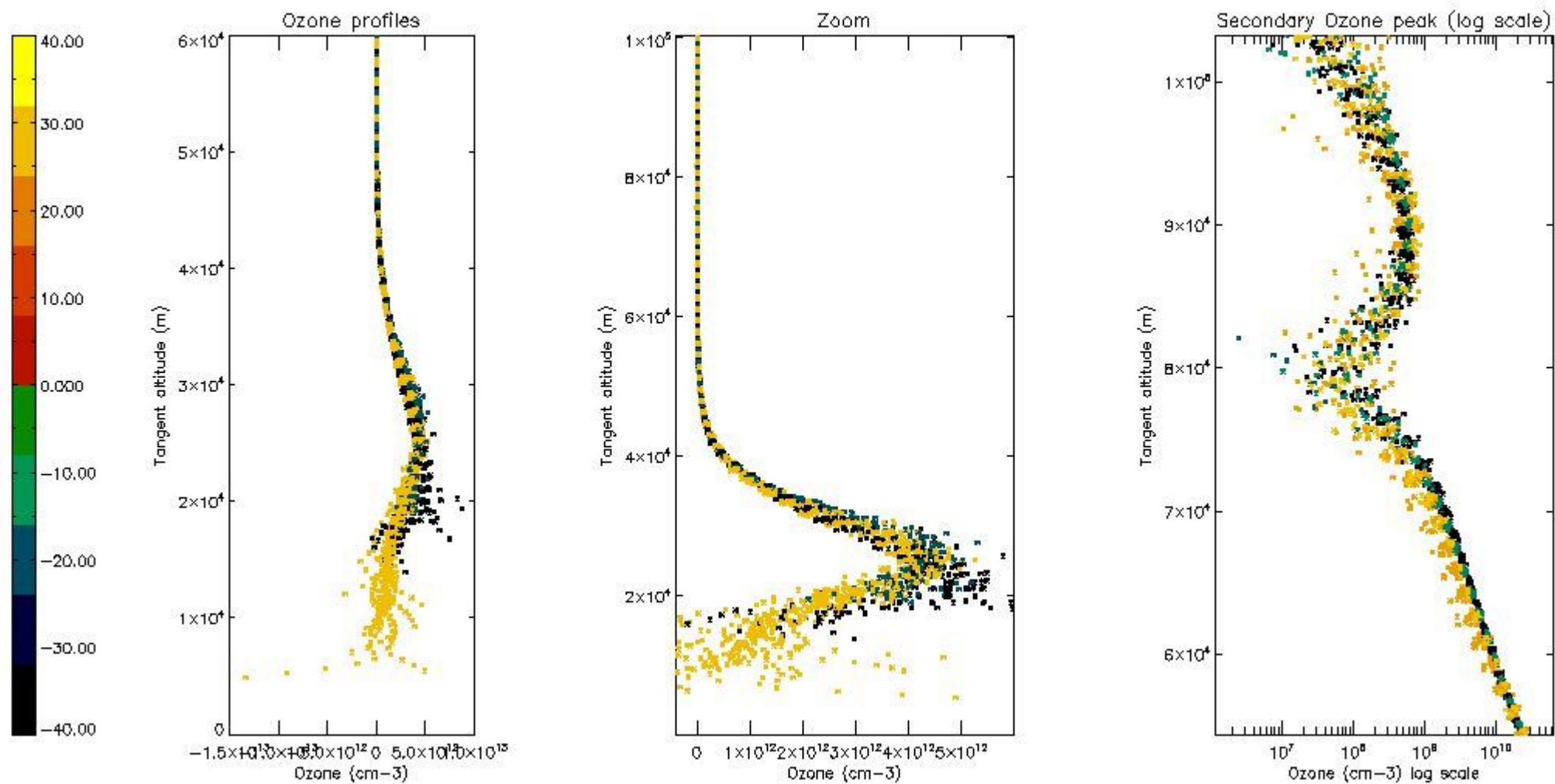
So, the table below shows the percentage of dark limb and valid observations for each criteria with respect to the overall valid daily observations.

Criteria	% of total production
All STD	29
STD < 20	19

STD < 10	16
STD < 5	10

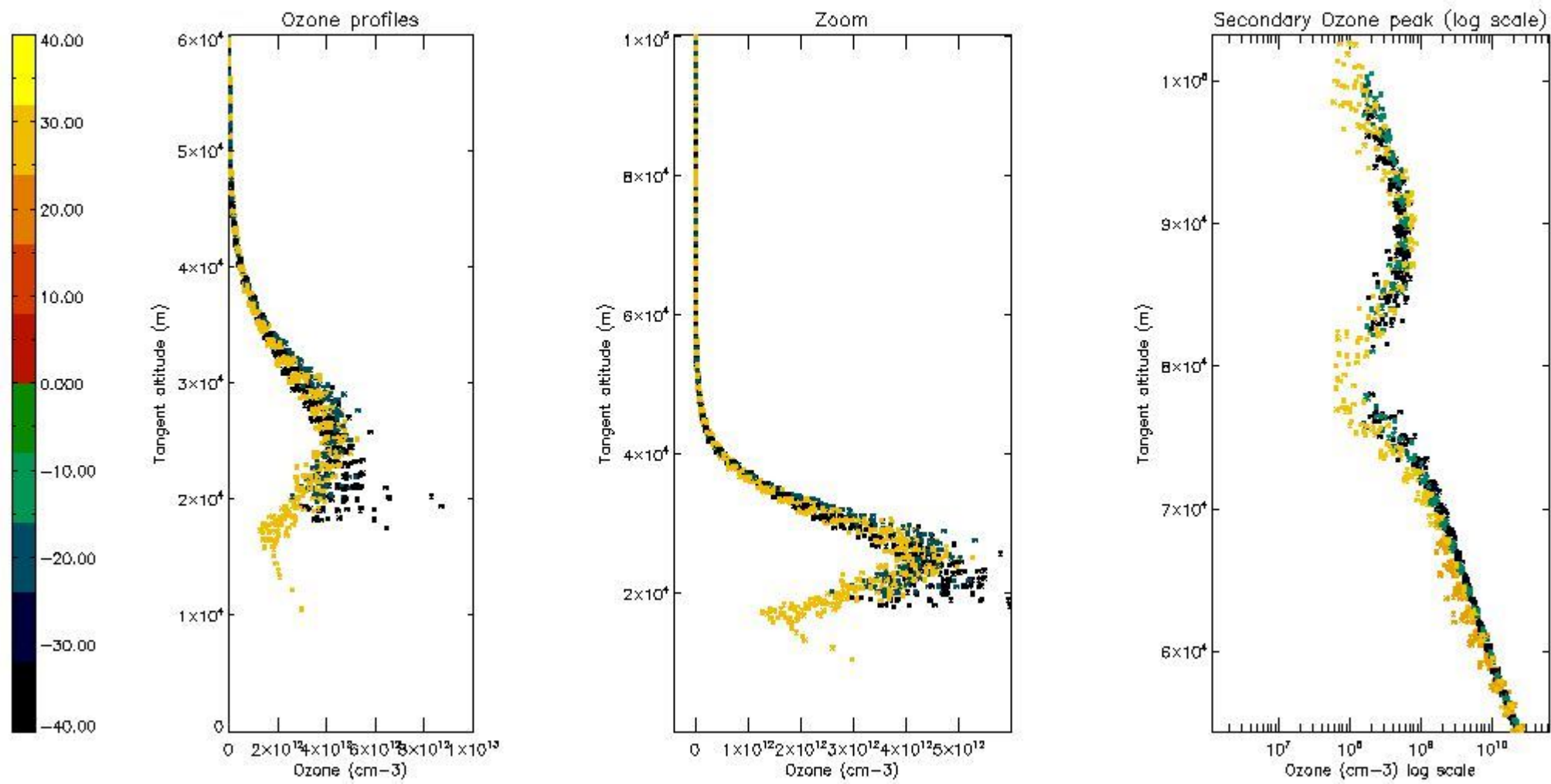
5.2 Plot ozone profiles for all STD (dark without errors)

The colorbar represents the latitude.



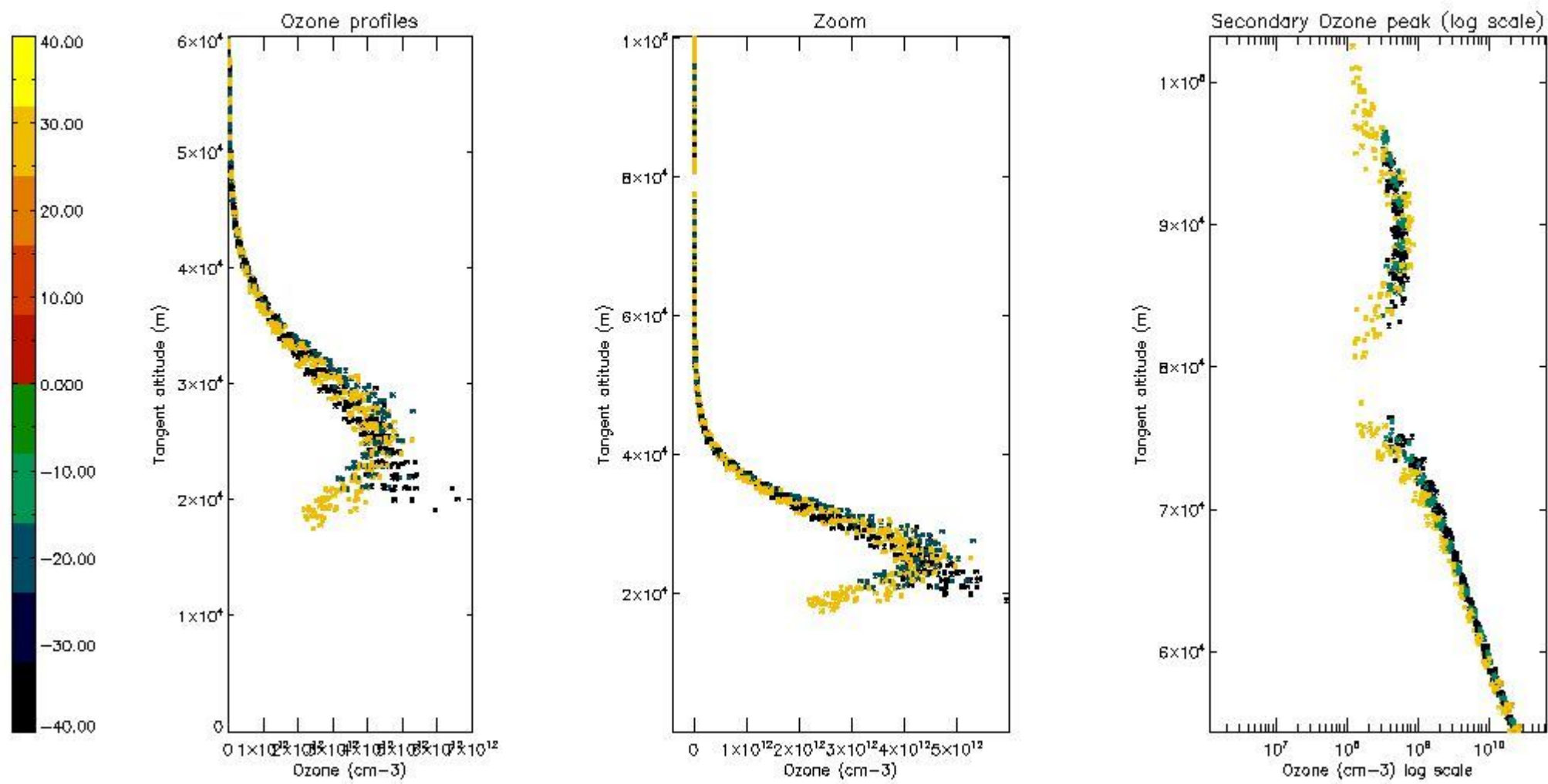
5.3 Plot ozone profiles where STD < 20% (dark without errors)

The colorbar represents the latitude.



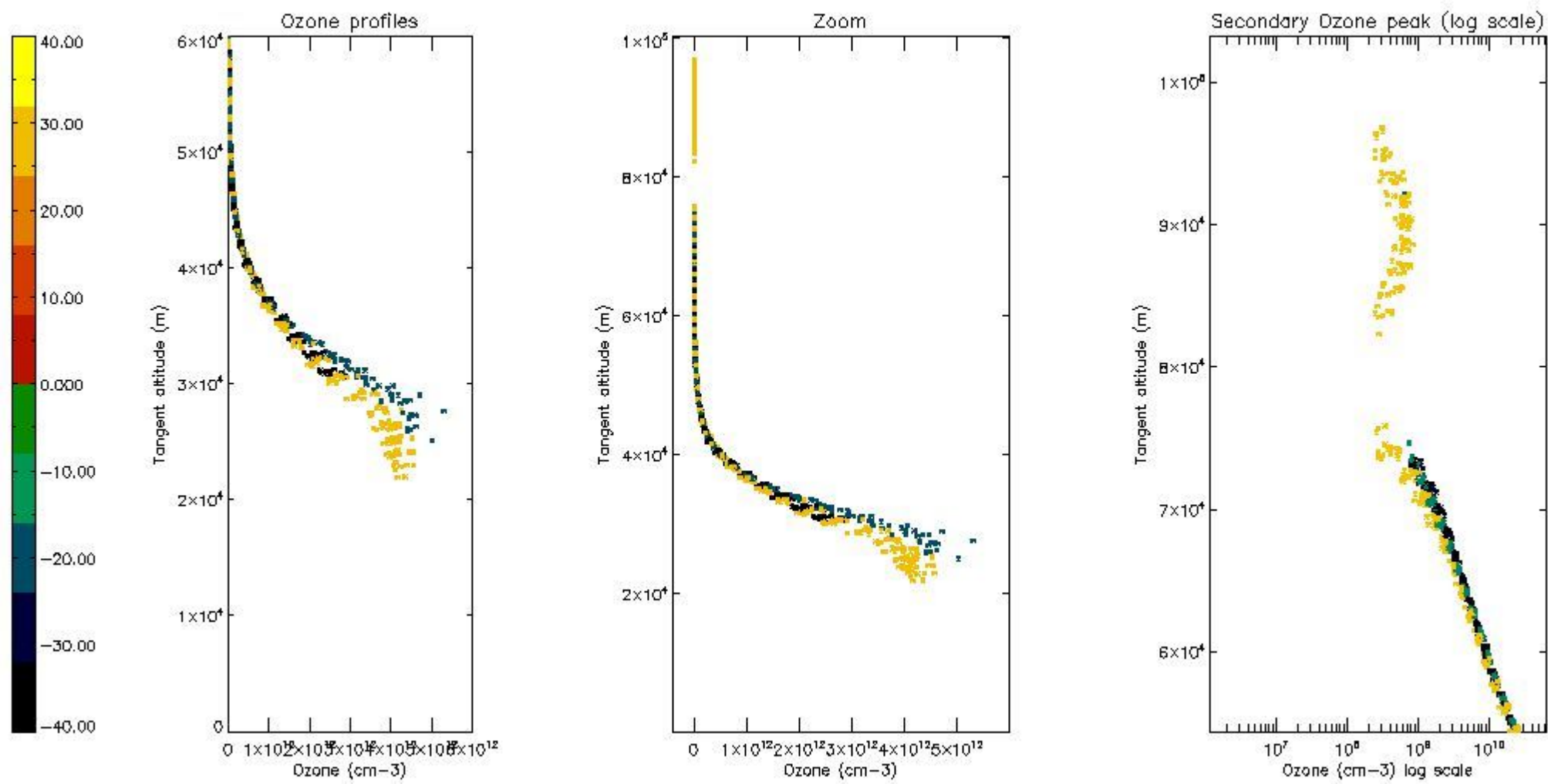
5.4 Plot ozone profiles where STD < 10% (dark without errors)

The colorbar represents the latitude.



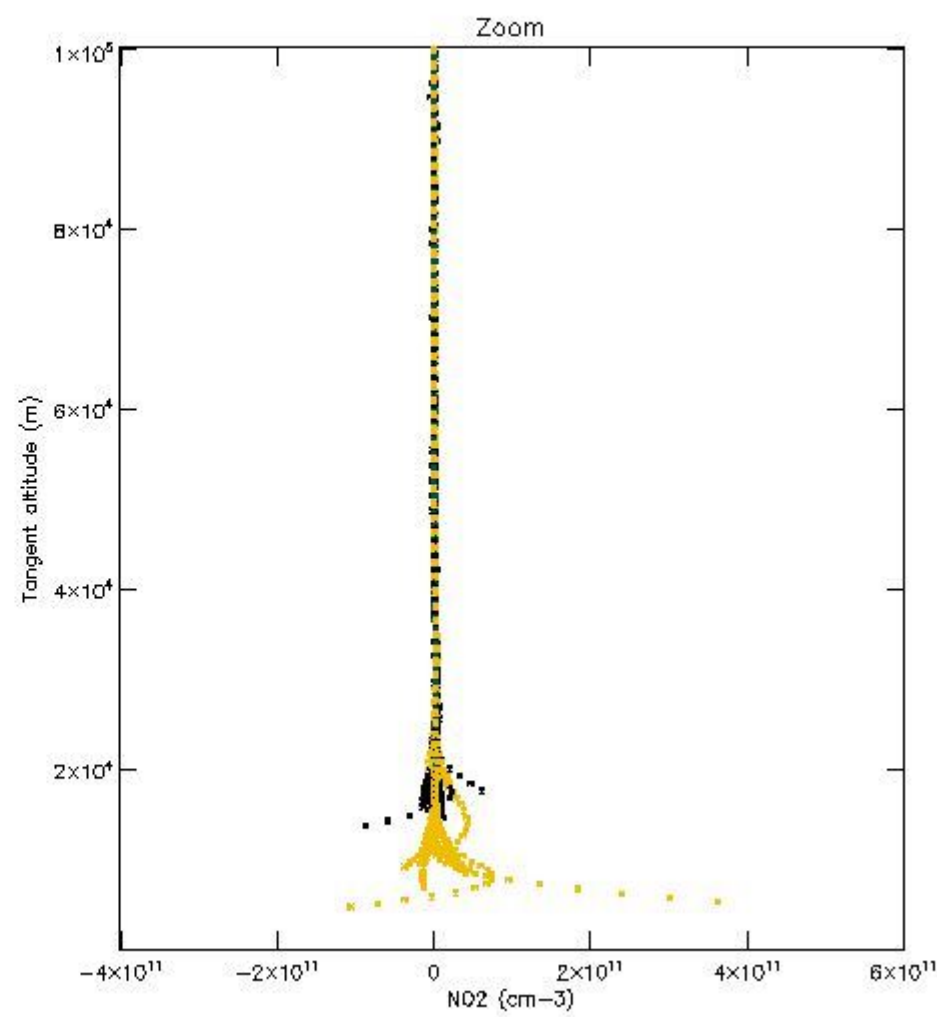
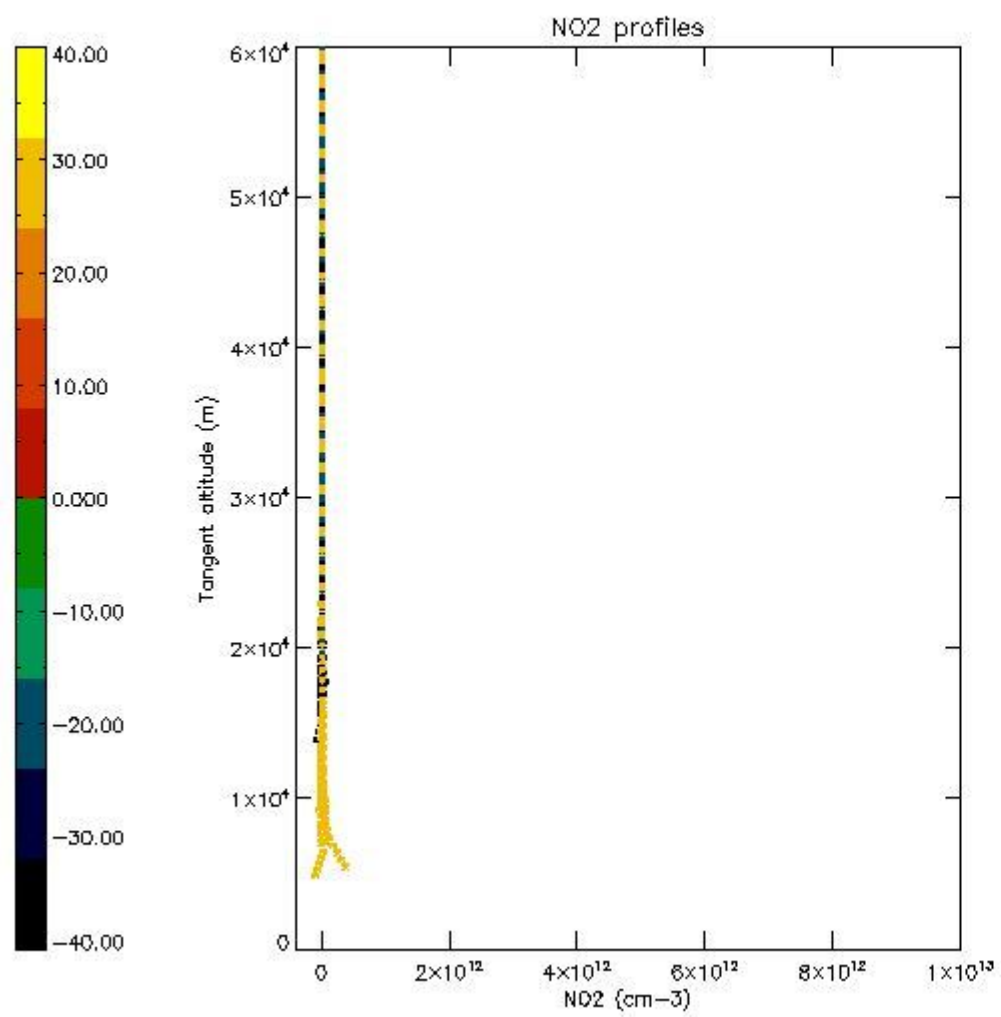
5.5 Plot ozone profiles where STD < 5% (dark without errors)

The colorbar represents the latitude.



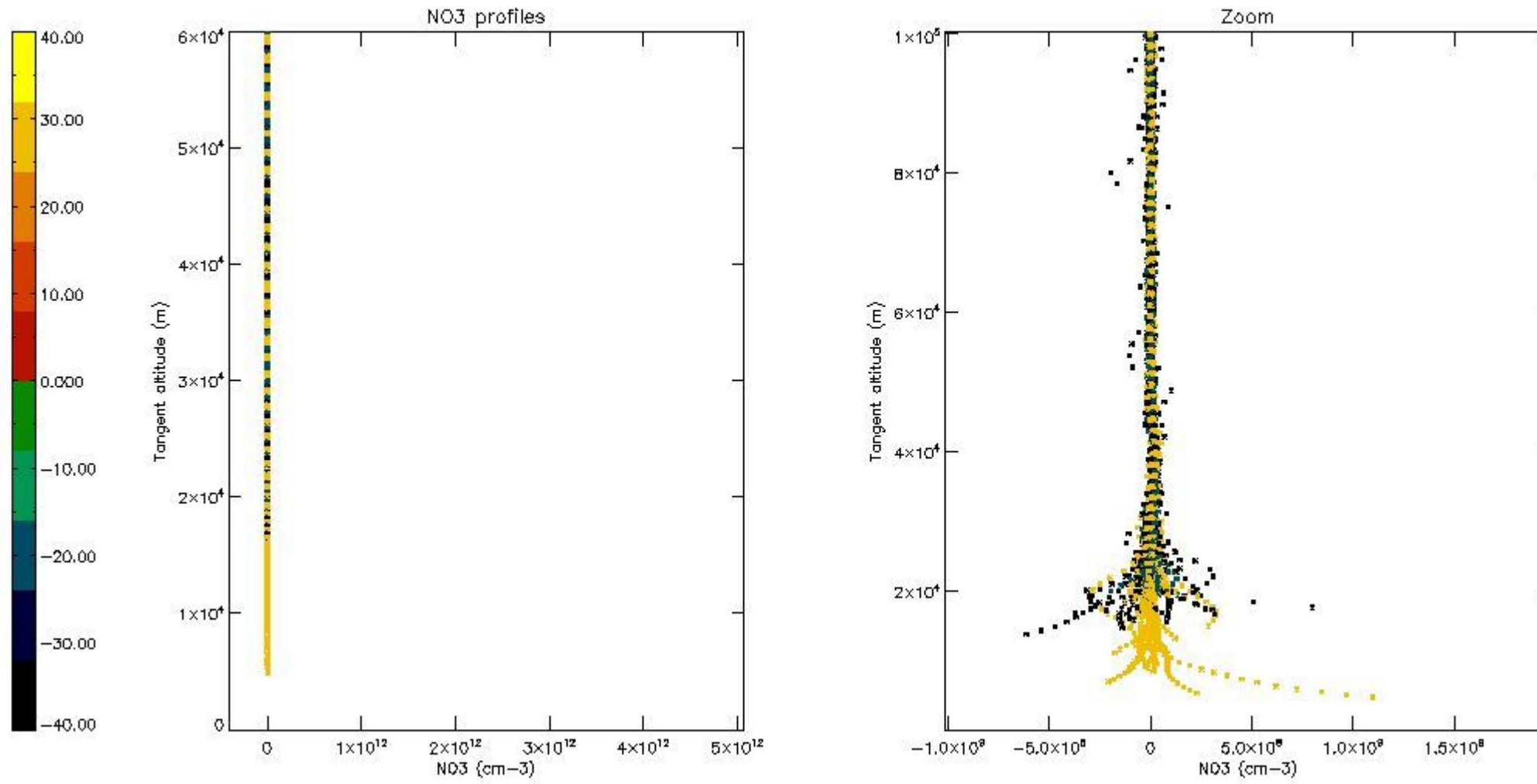
5.6 Plot NO₂ profiles for all STD (dark without errors)

The colorbar represents the latitude.



5.7 Plot NO3 profiles for all STD (dark without errors)

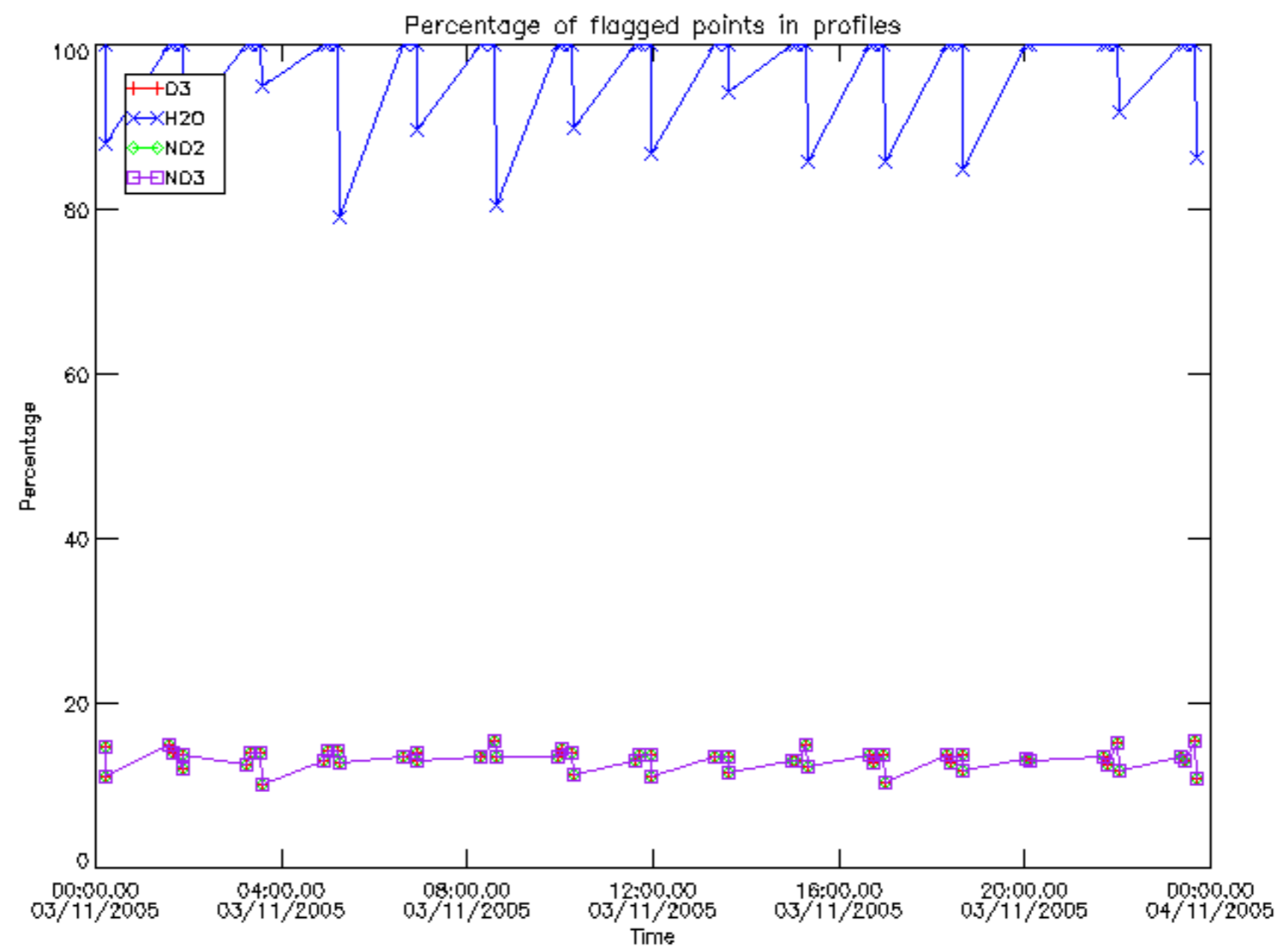
The colorbar represents the latitude.



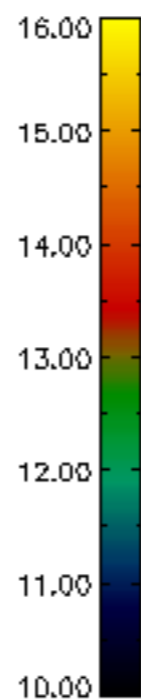
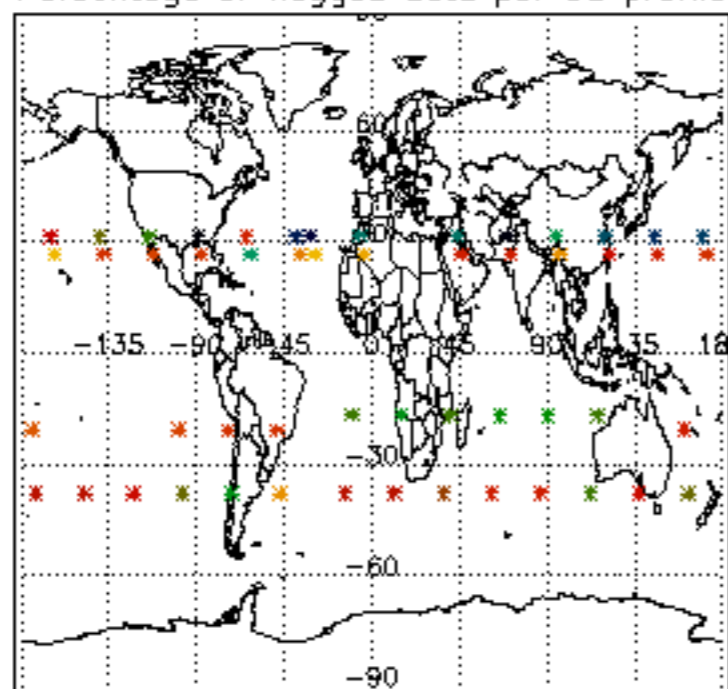
6. Auxiliary Data Files used for the production reported in section 2

The number reported in the third column indicates since which file (see list in section 2) the corresponding auxiliary file has been used. The fourth column is the date of those product files.

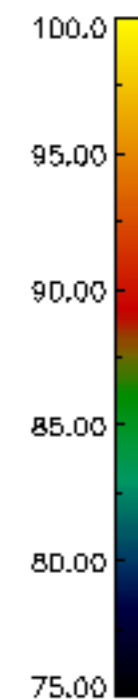
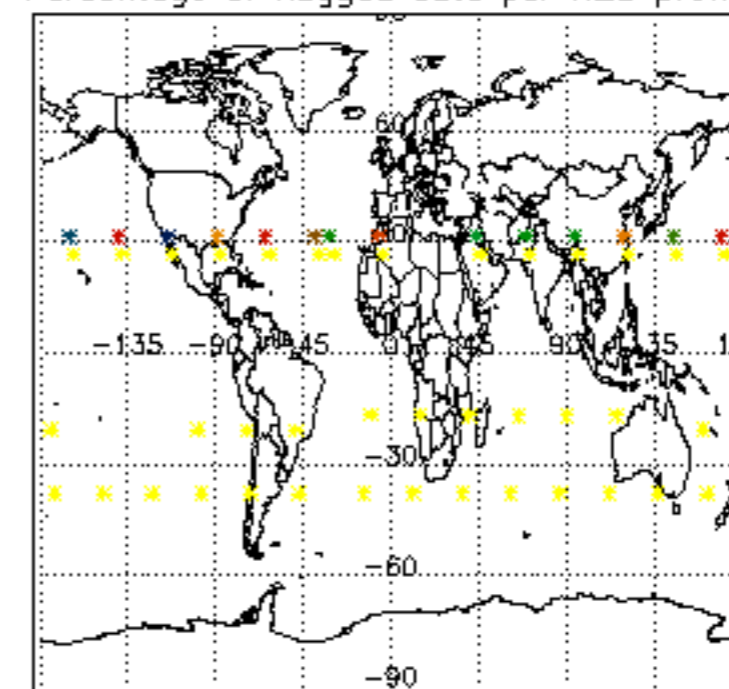
Type	Auxiliary Filename	Used since product	Used since product date
INST_PHYS_CHARACTERISTICS	GOM_INS_AXVIEC20091111_143220_20030716_120000_20500101_000000	1	03-NOV-2005 00:11:59
LEVEL-2_PROC_CONFIG	GOM_PR2_AXVIEC20091111_152718_20020301_000000_20500101_000000	1	03-NOV-2005 00:11:59
CROSS_SECTIONS_FILE	GOM_CRS_AXVIEC20091111_154832_20020301_000000_20500101_000000	1	03-NOV-2005 00:11:59



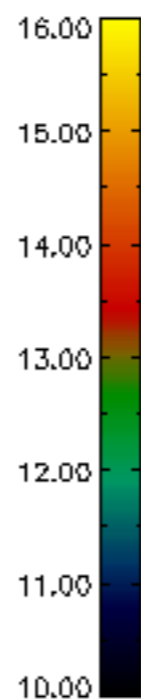
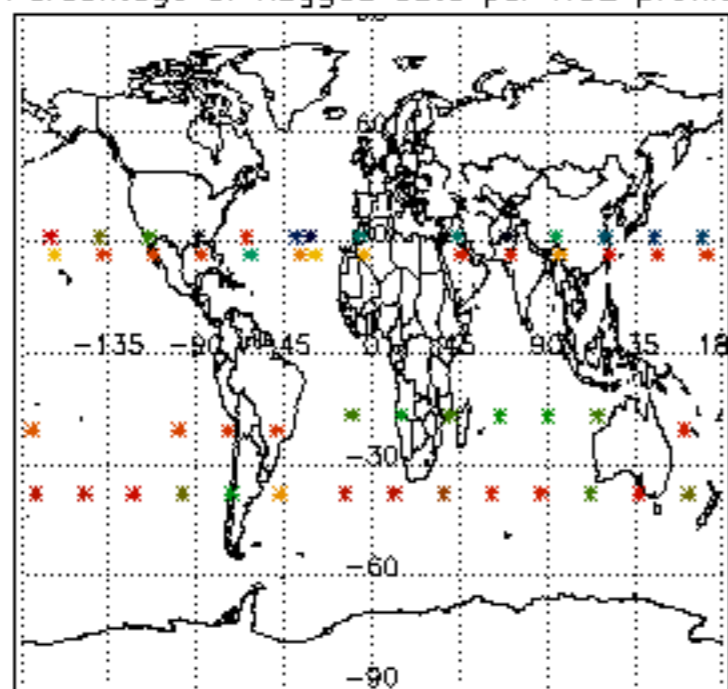
Percentage of flagged data per D3 profile



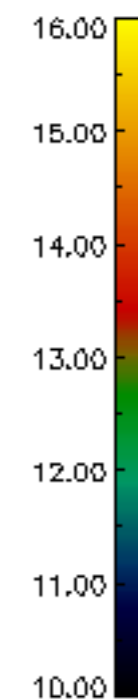
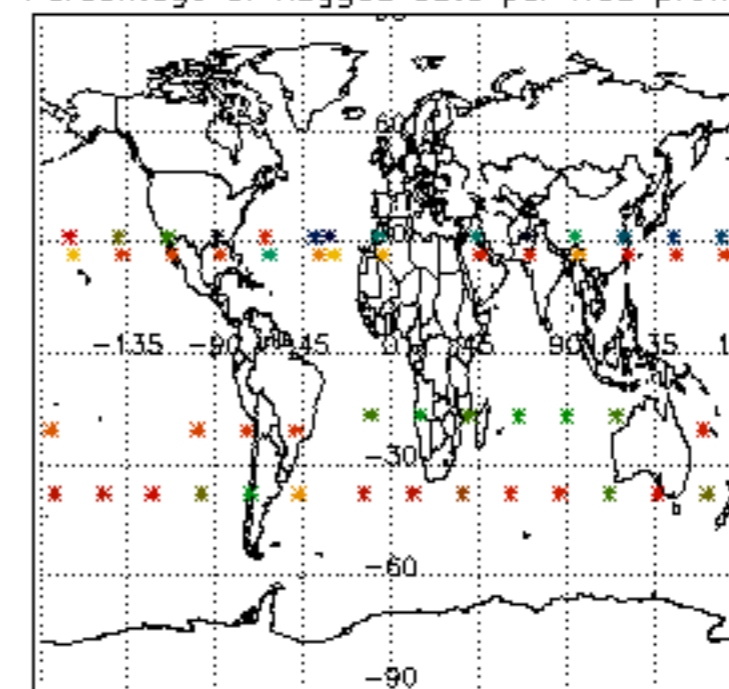
Percentage of flagged data per H2O profile

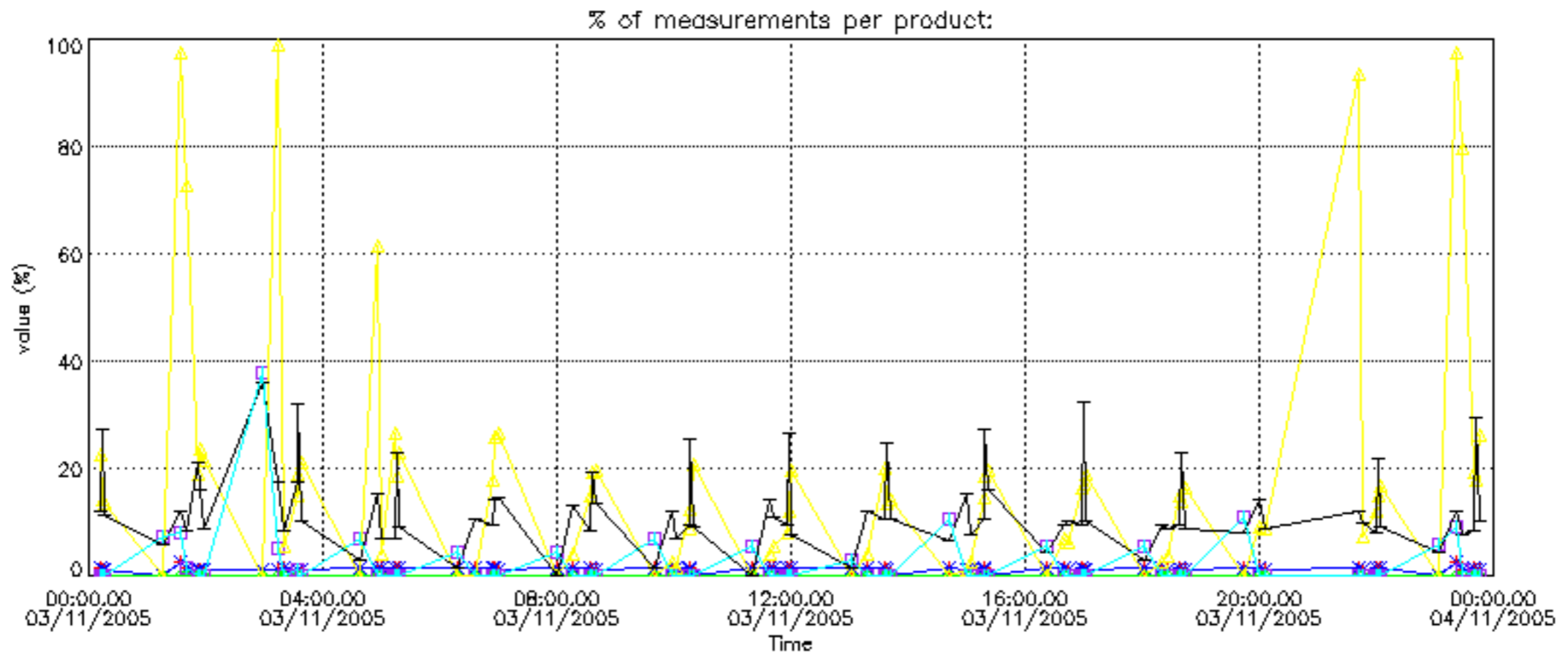
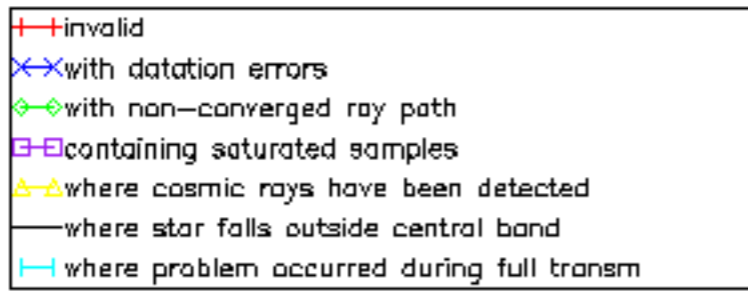


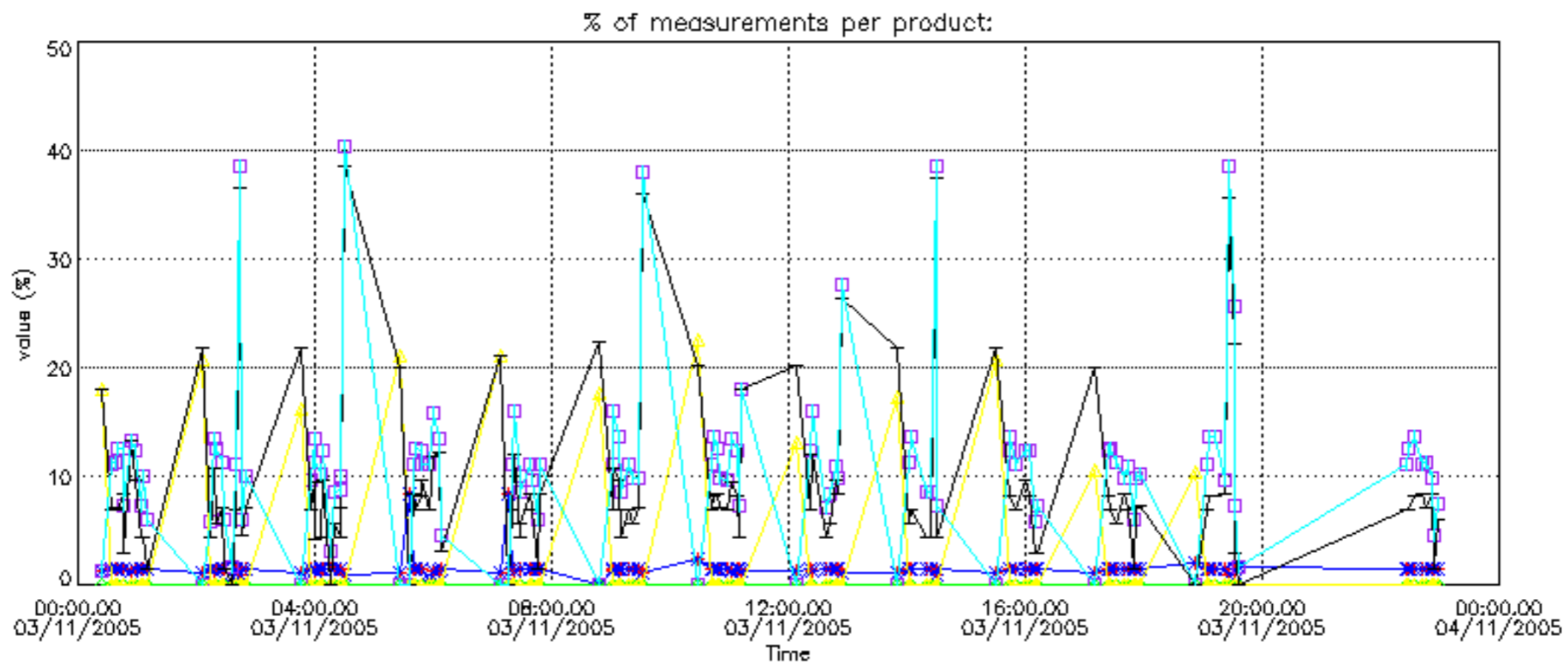
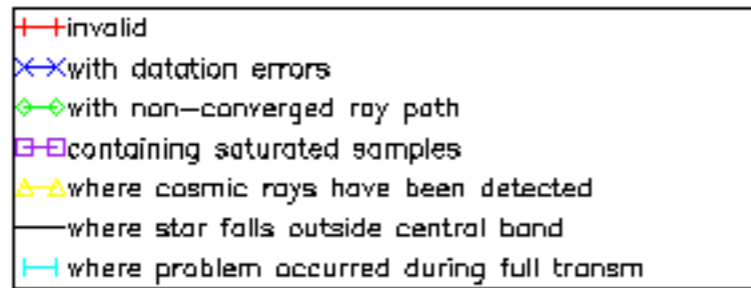
Percentage of flagged data per NO2 profile



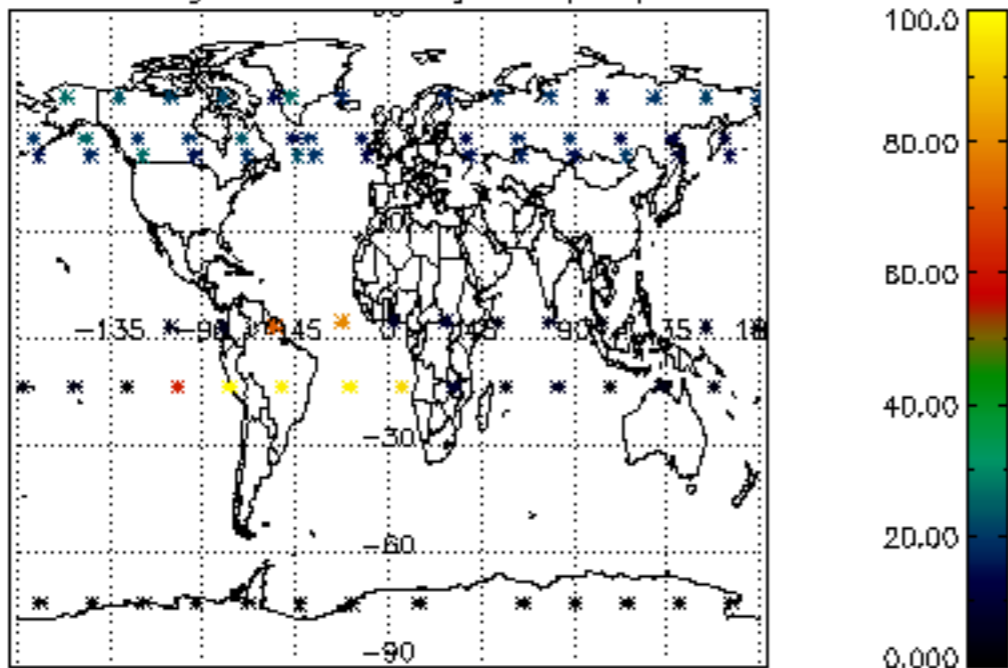
Percentage of flagged data per NO3 profile



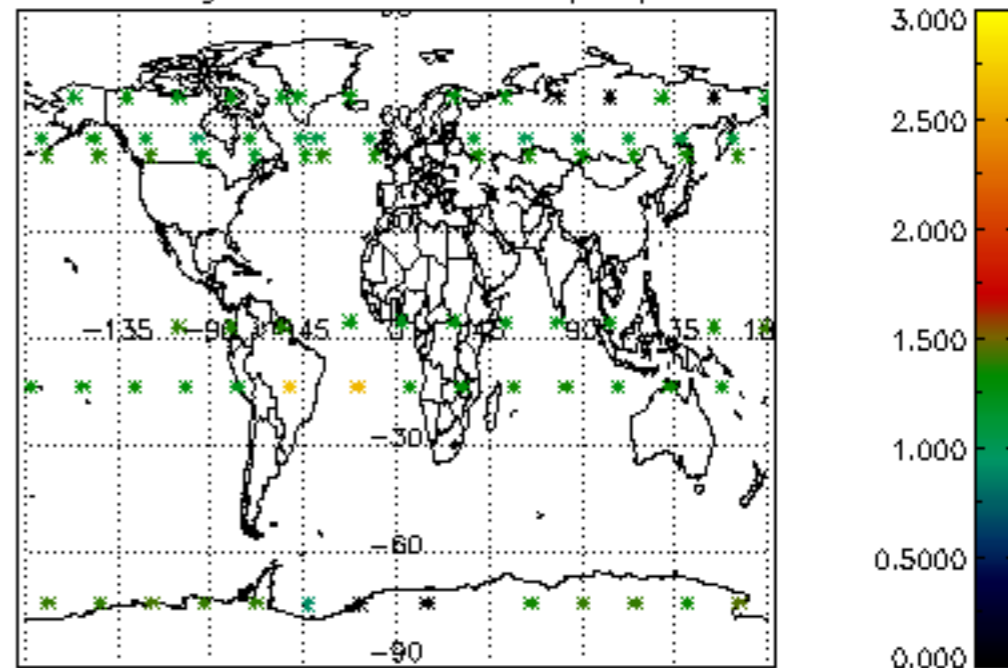




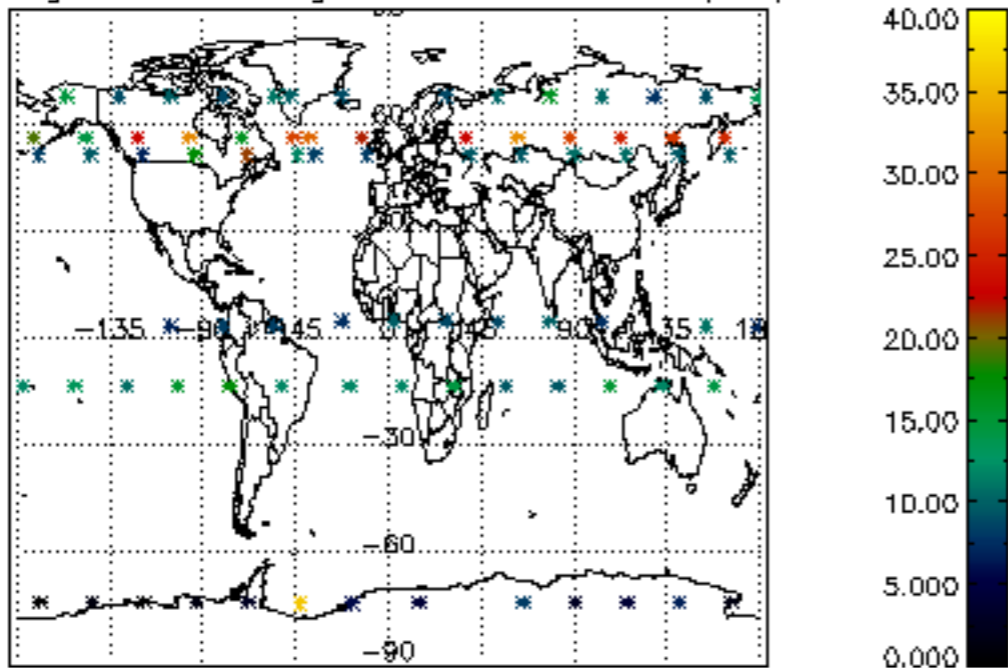
Percentage of cosmic ray hits per profile



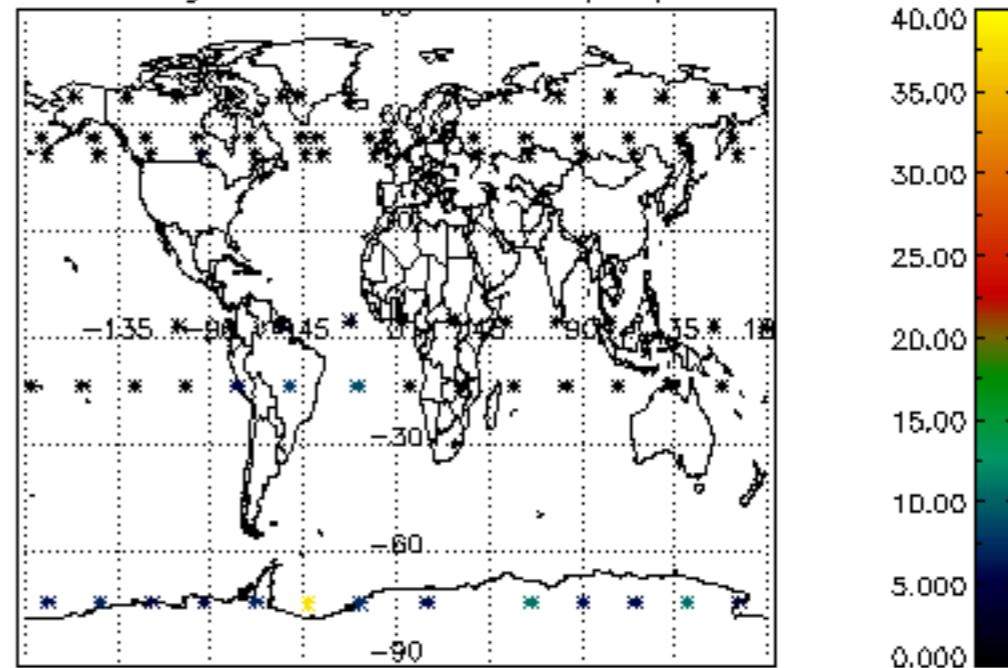
Percentage of datation errors per profile



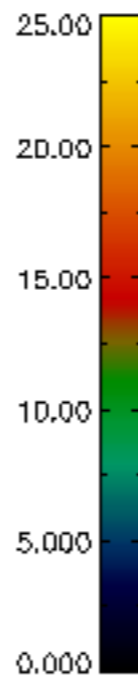
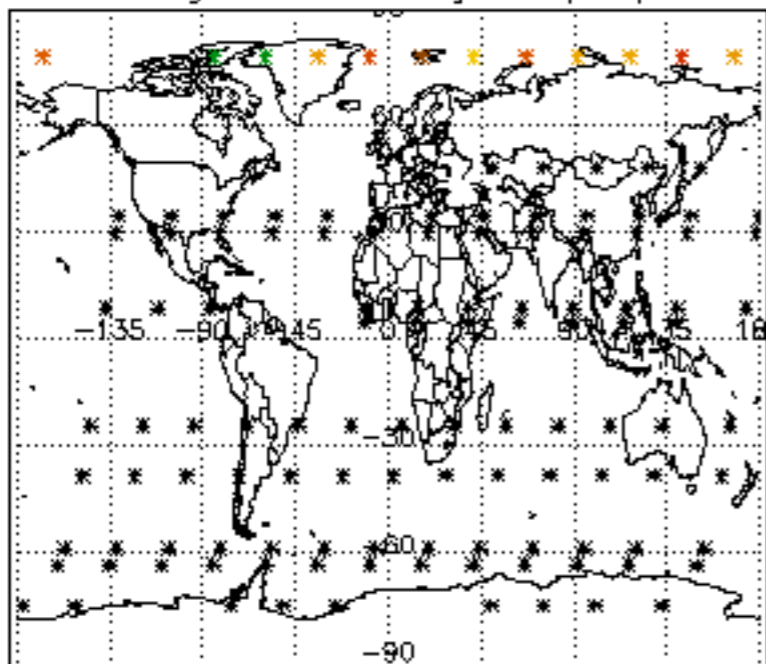
Percentage of star falling outside central band per profile



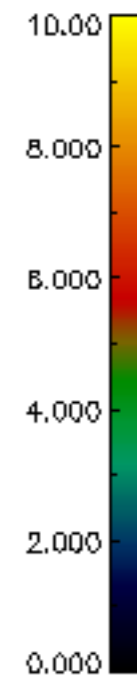
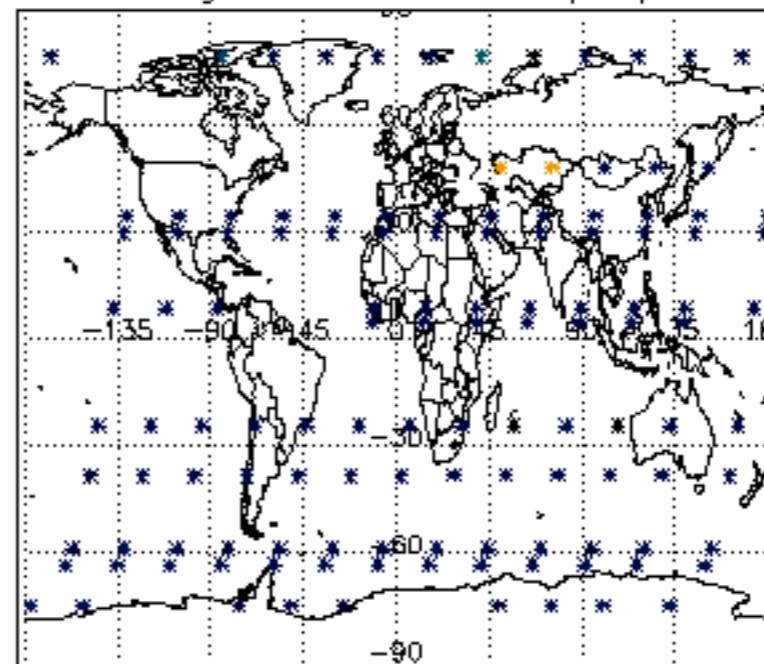
Percentage of saturation errors per profile



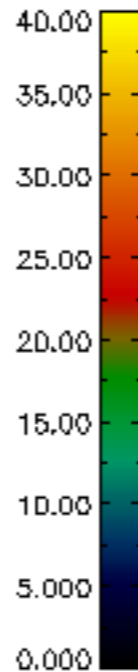
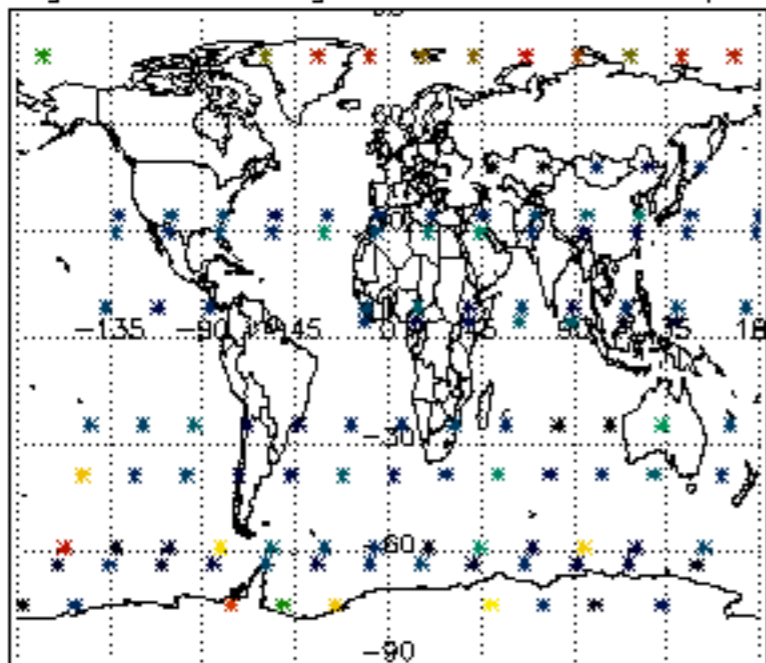
Percentage of cosmic ray hits per profile



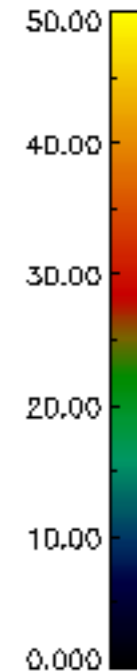
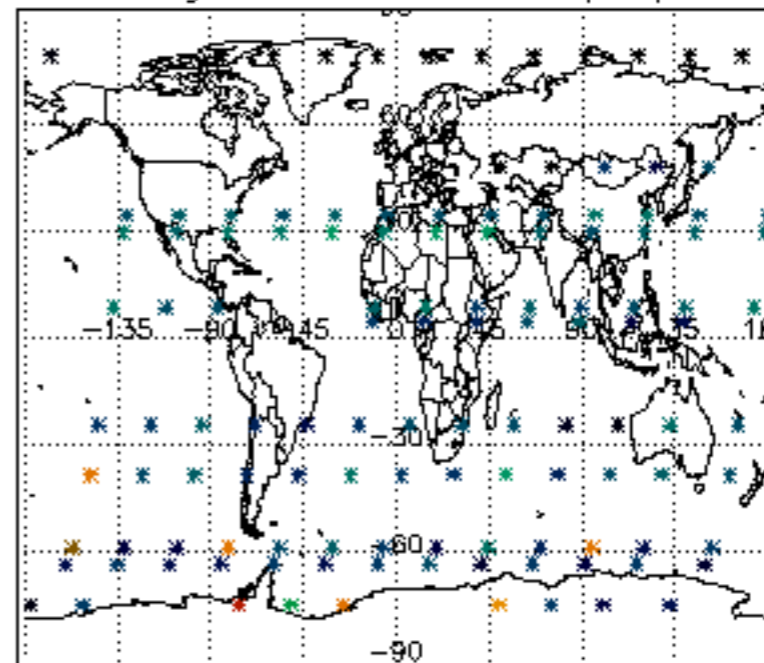
Percentage of datation errors per profile

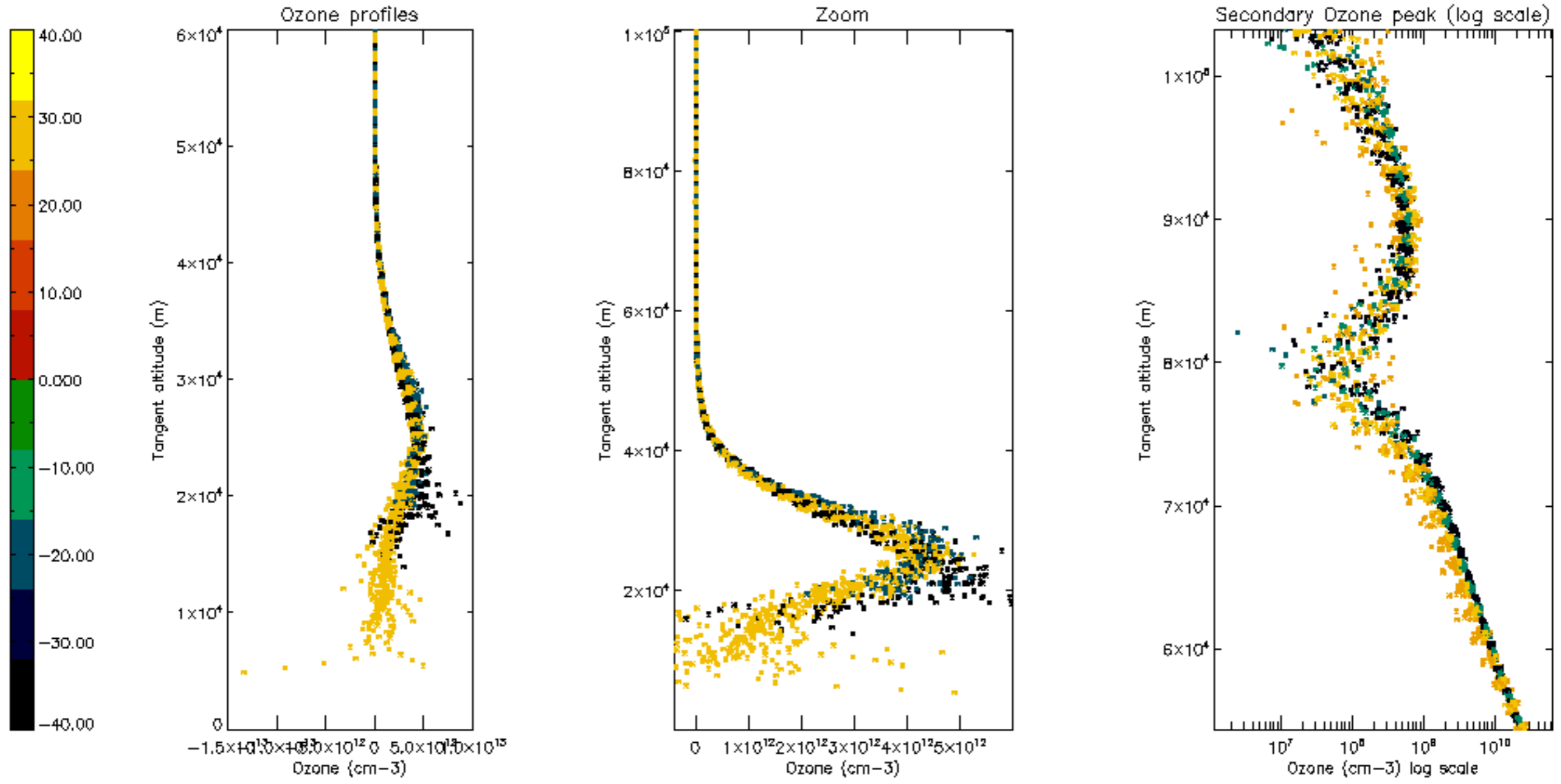


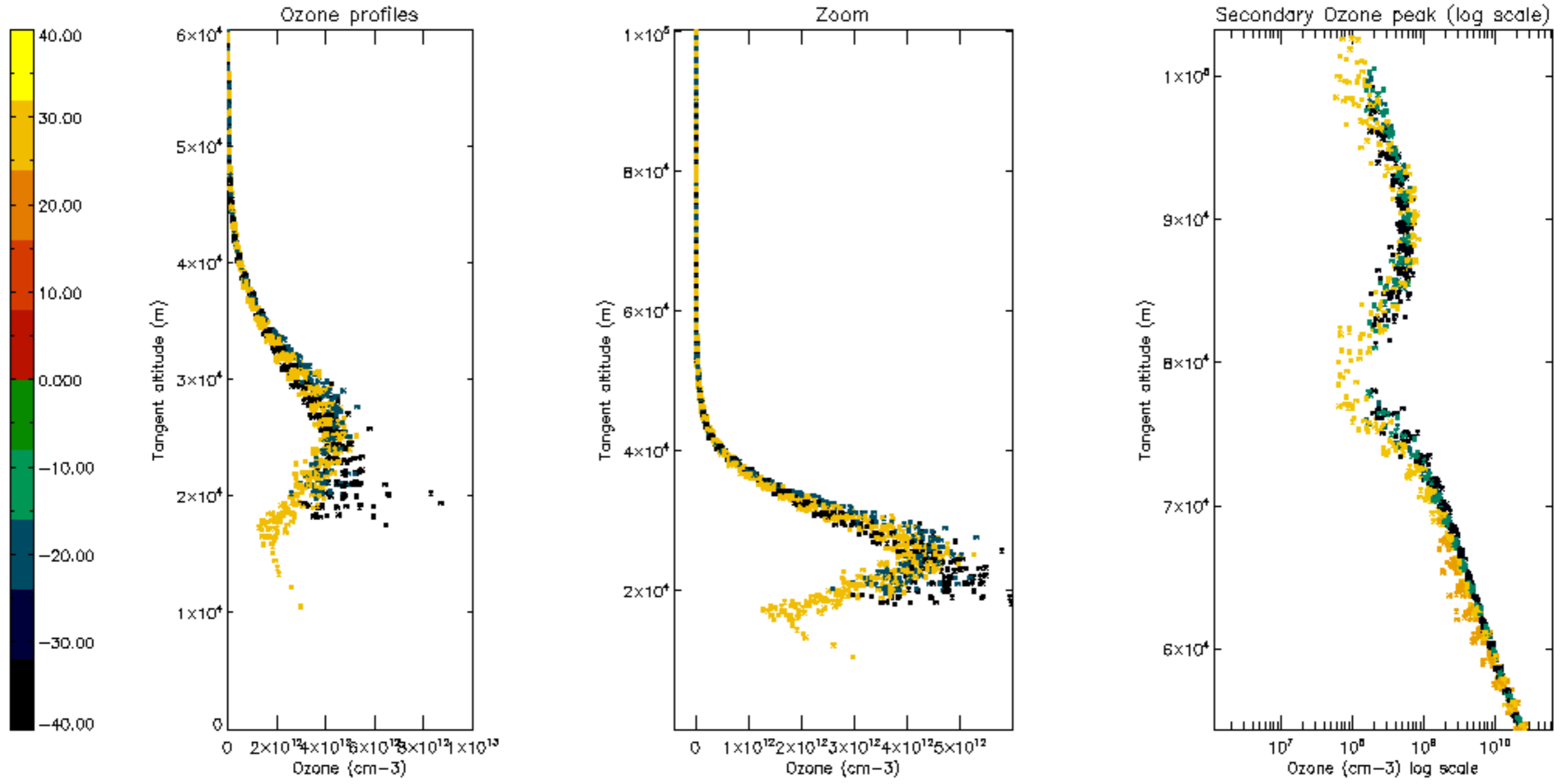
Percentage of star falling outside central band per profile

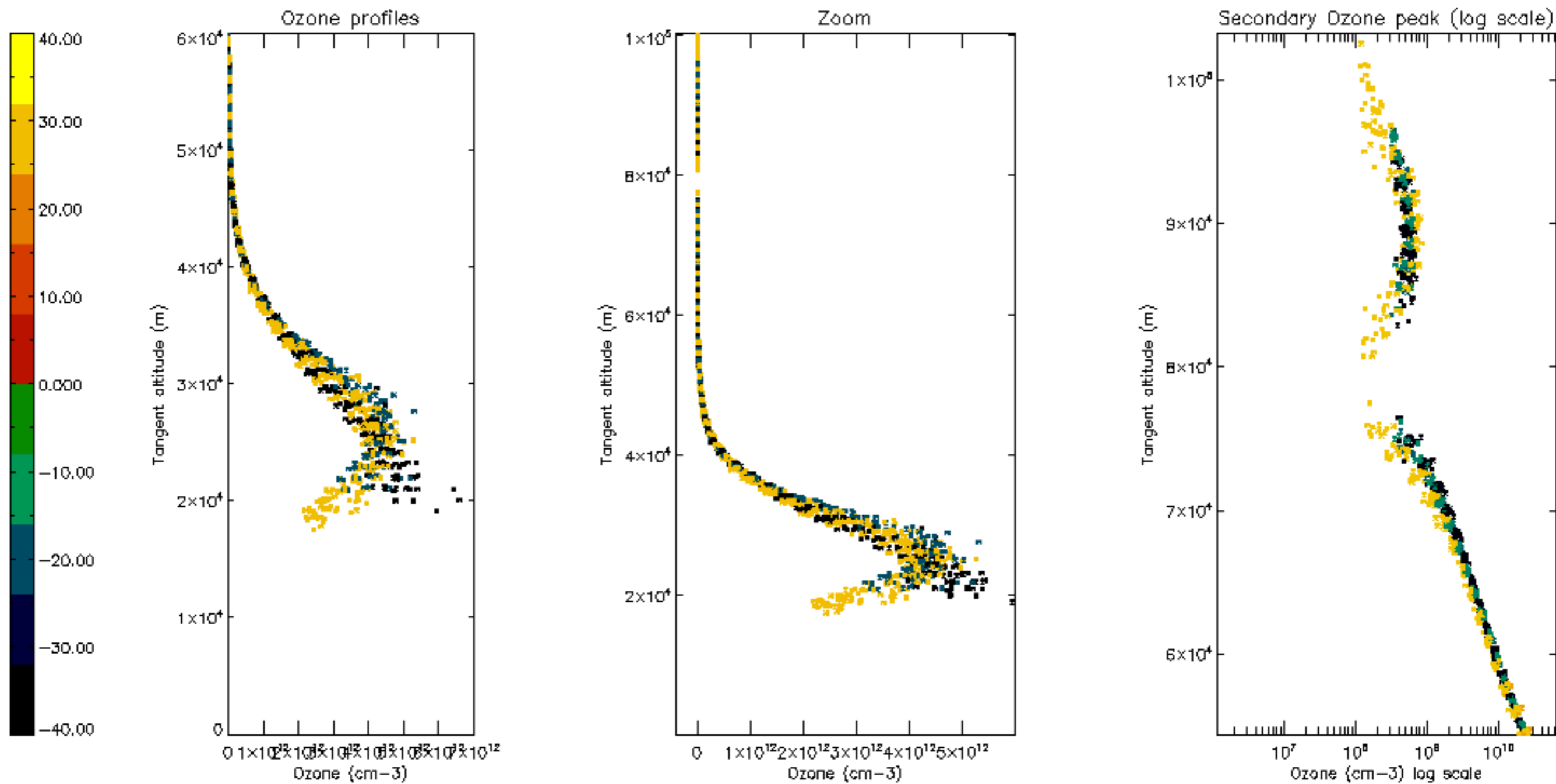


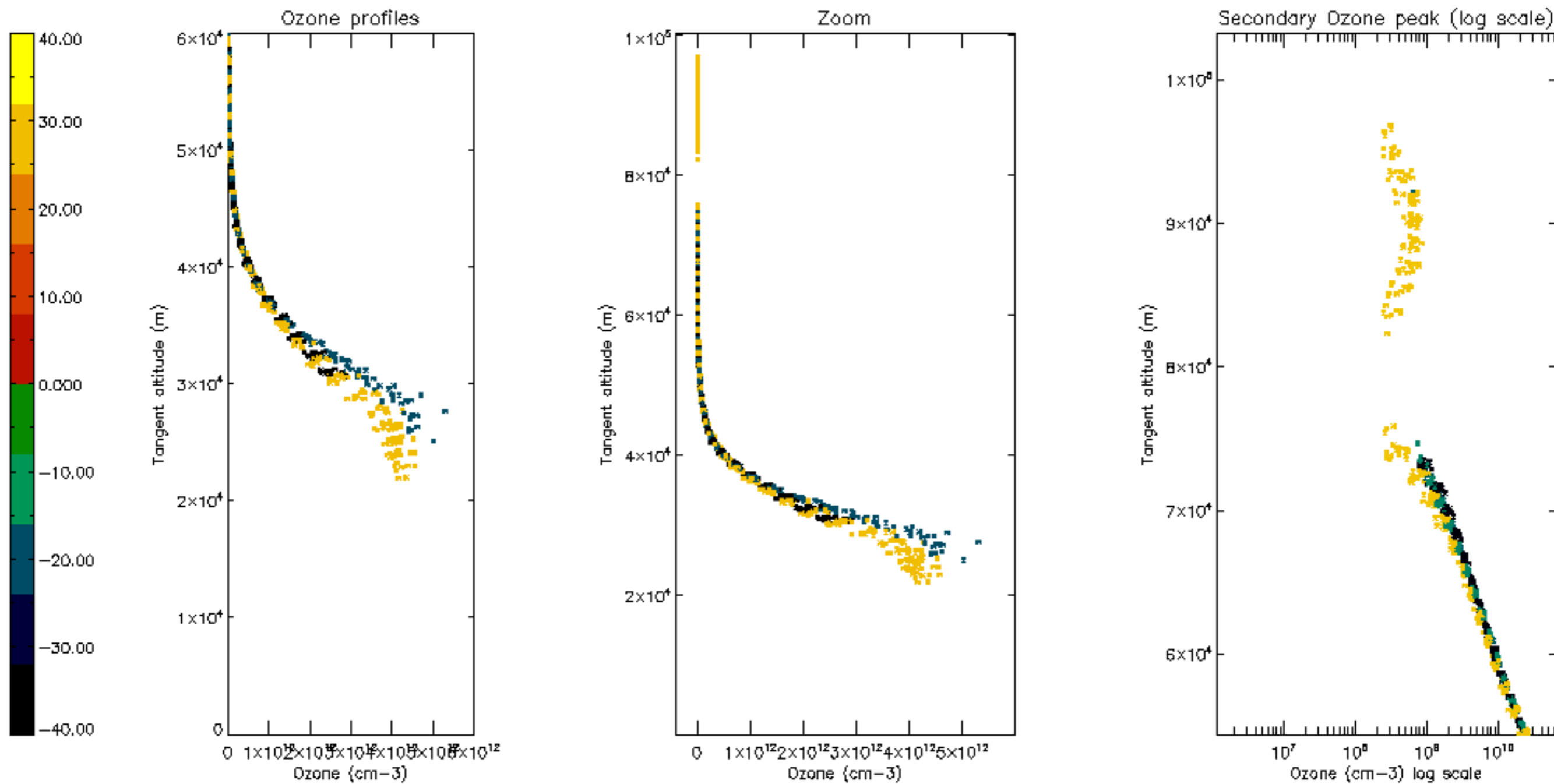
Percentage of saturation errors per profile

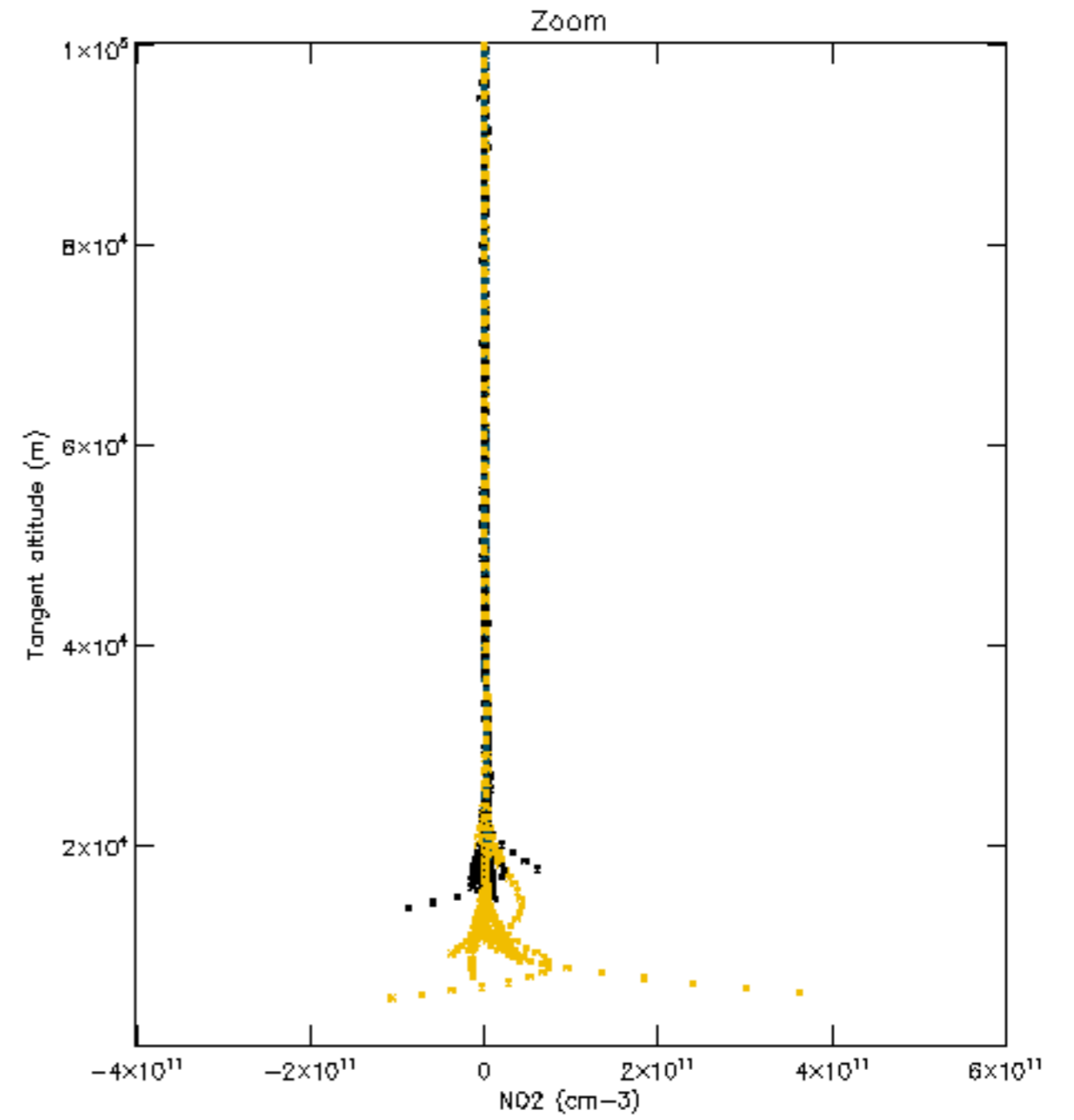
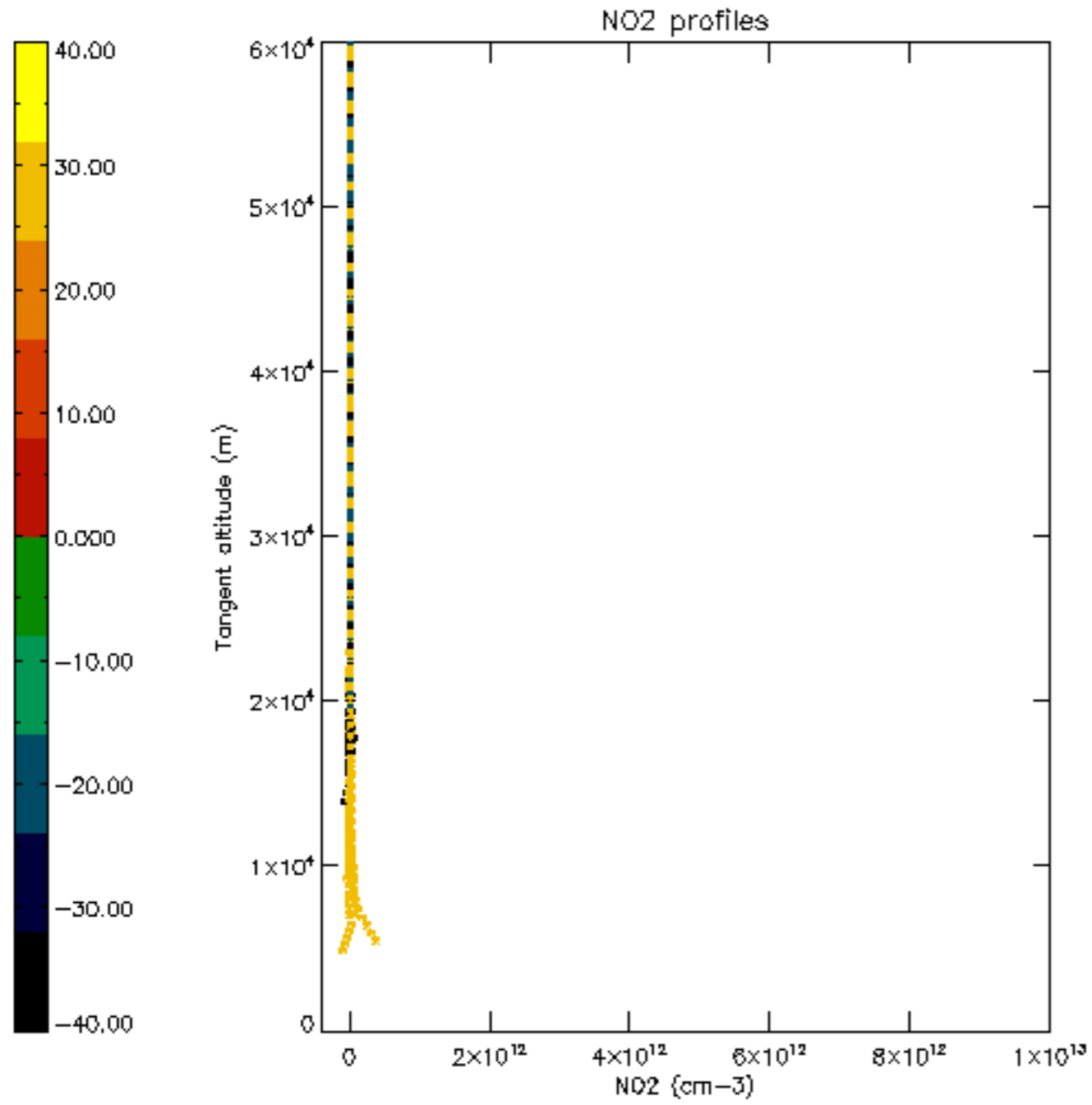


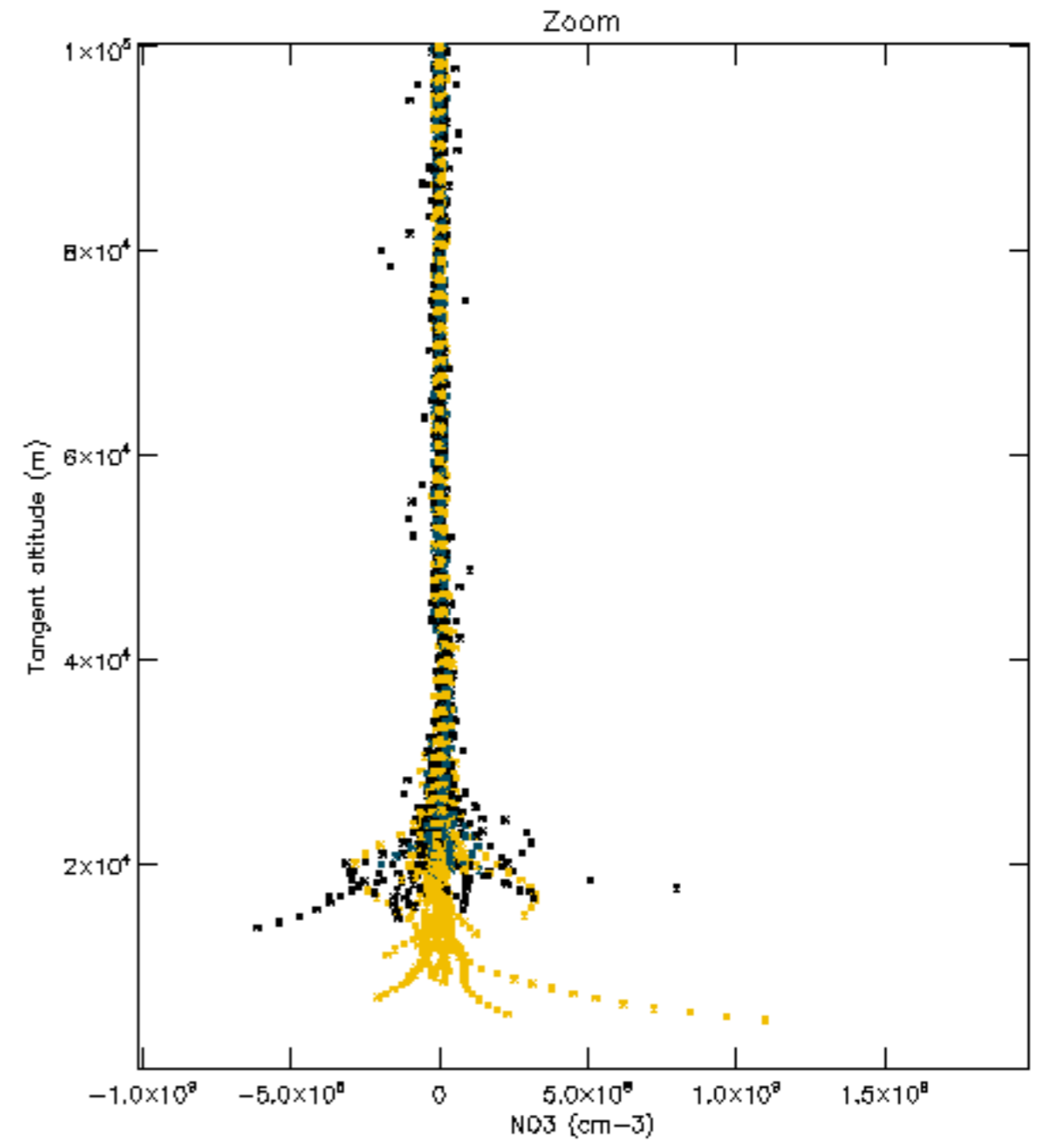
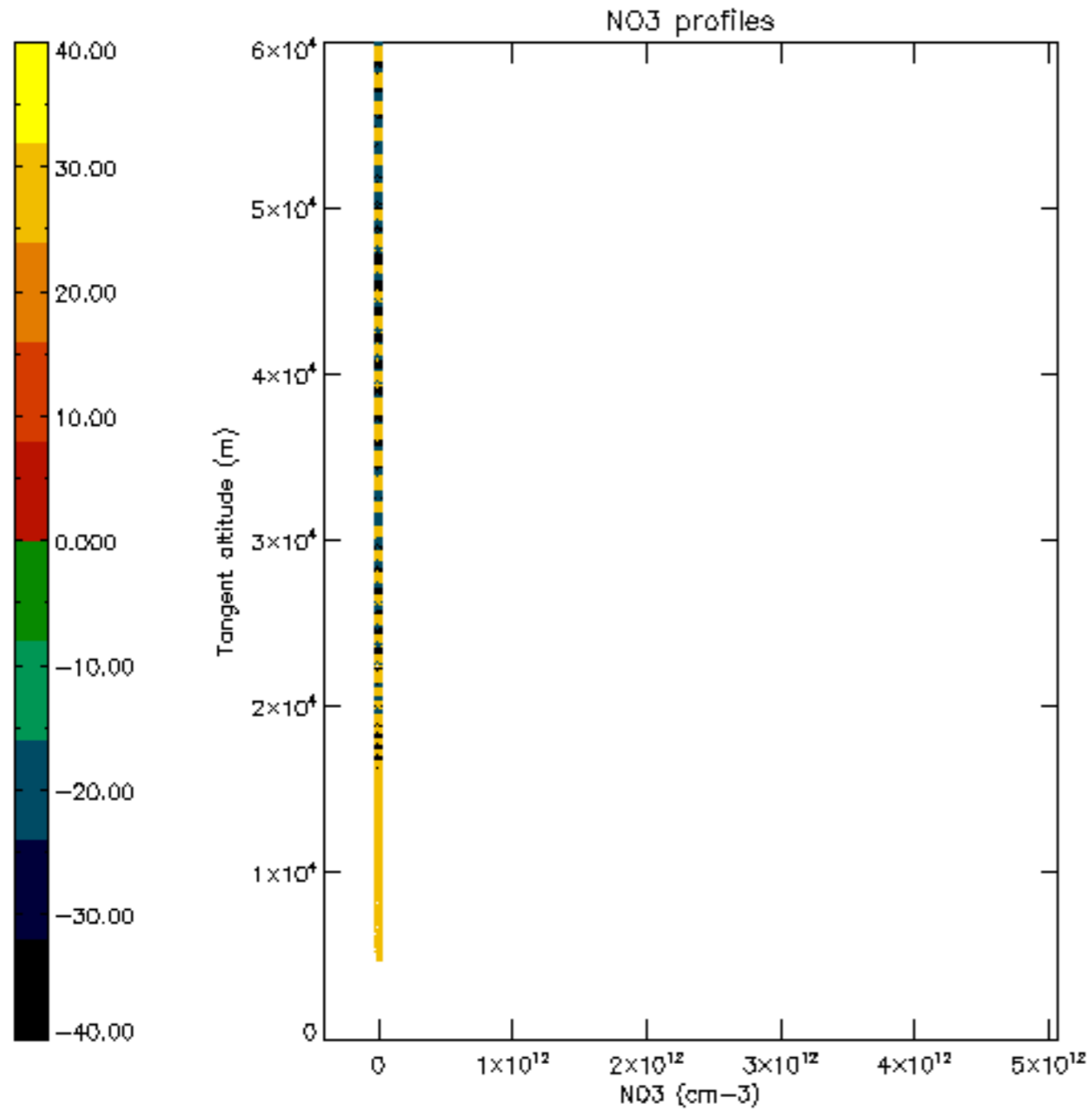


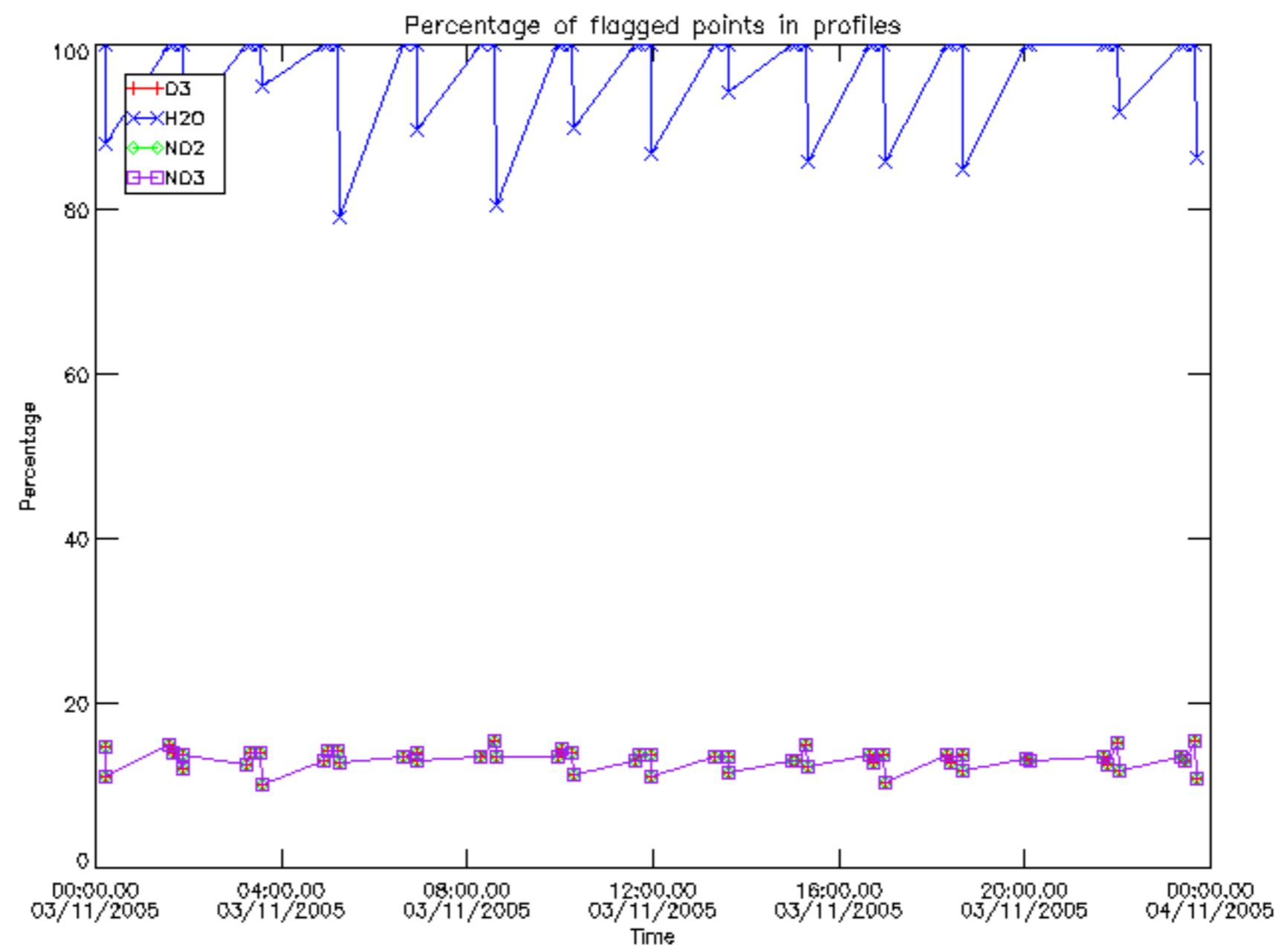




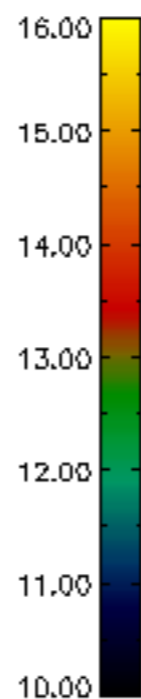
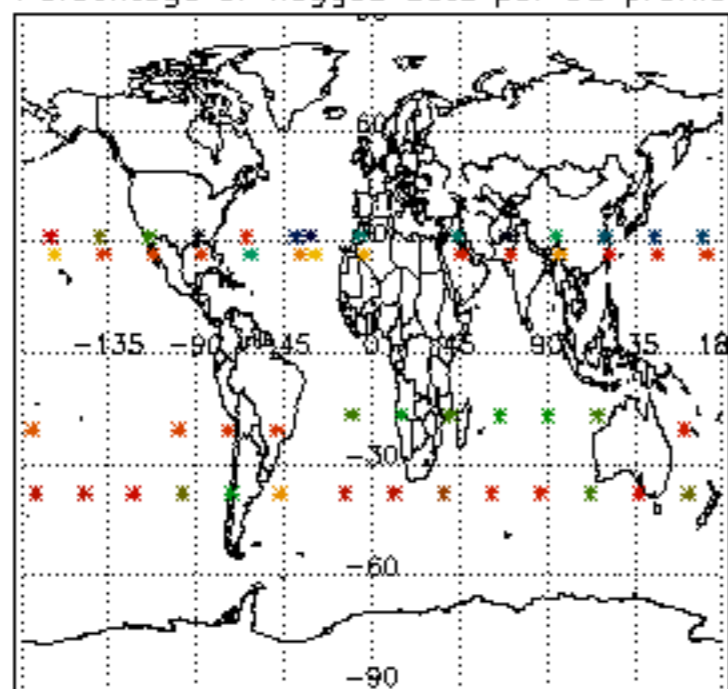




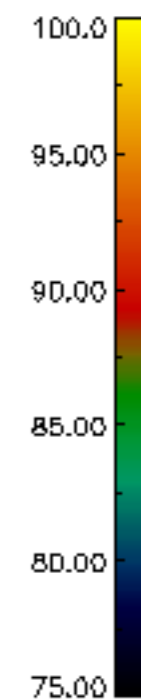
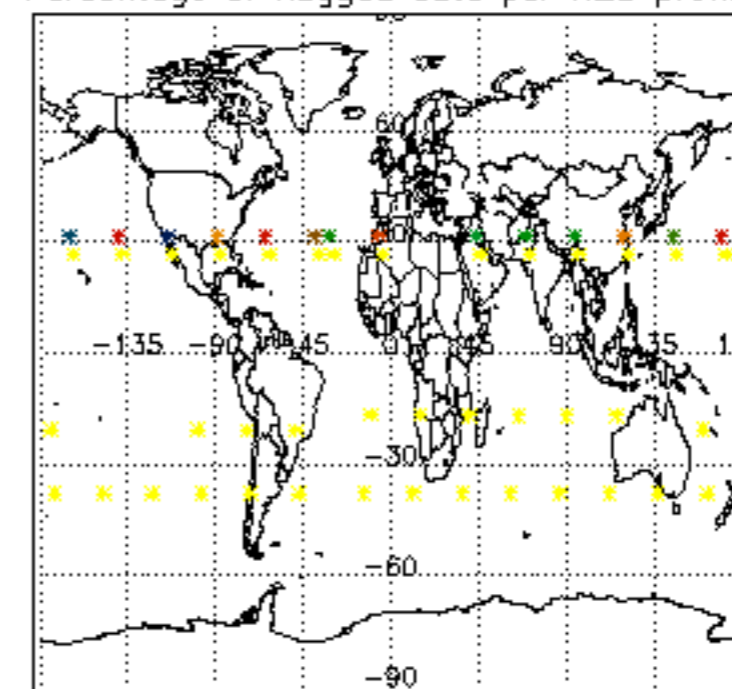




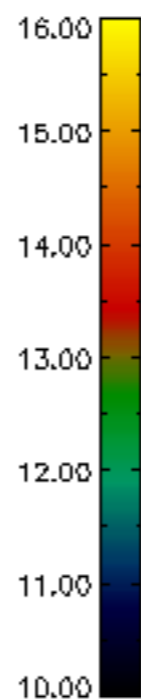
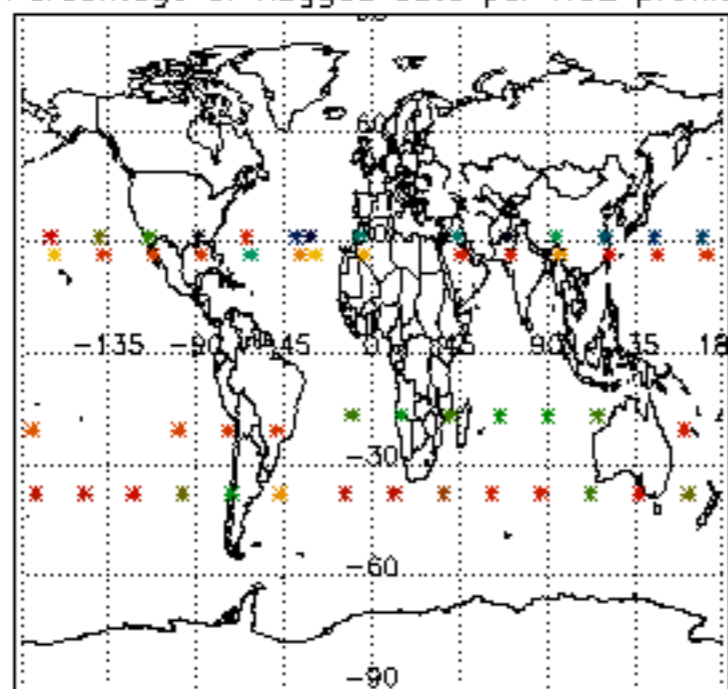
Percentage of flagged data per D3 profile



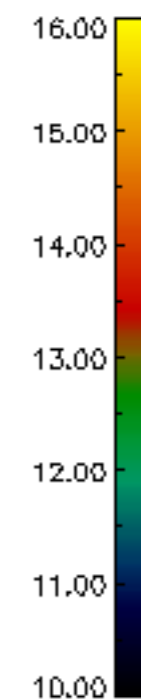
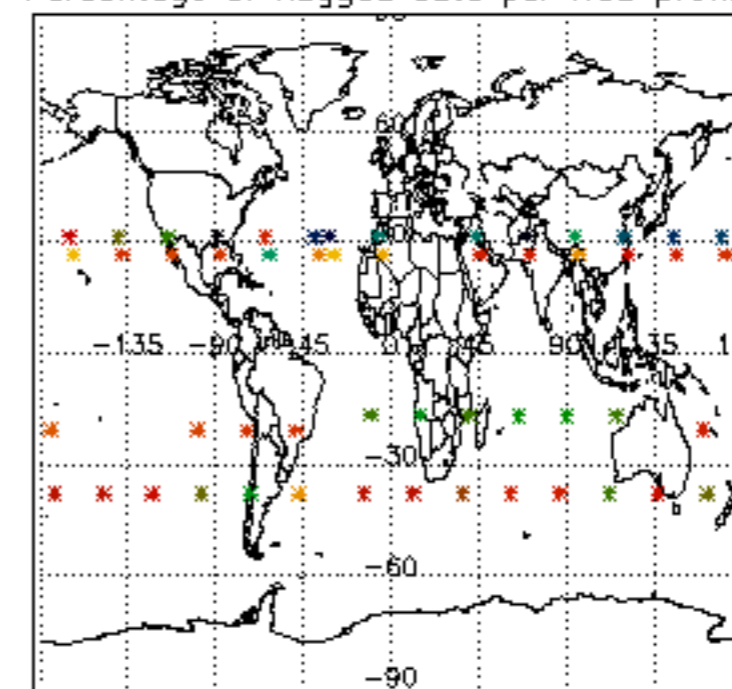
Percentage of flagged data per H2O profile

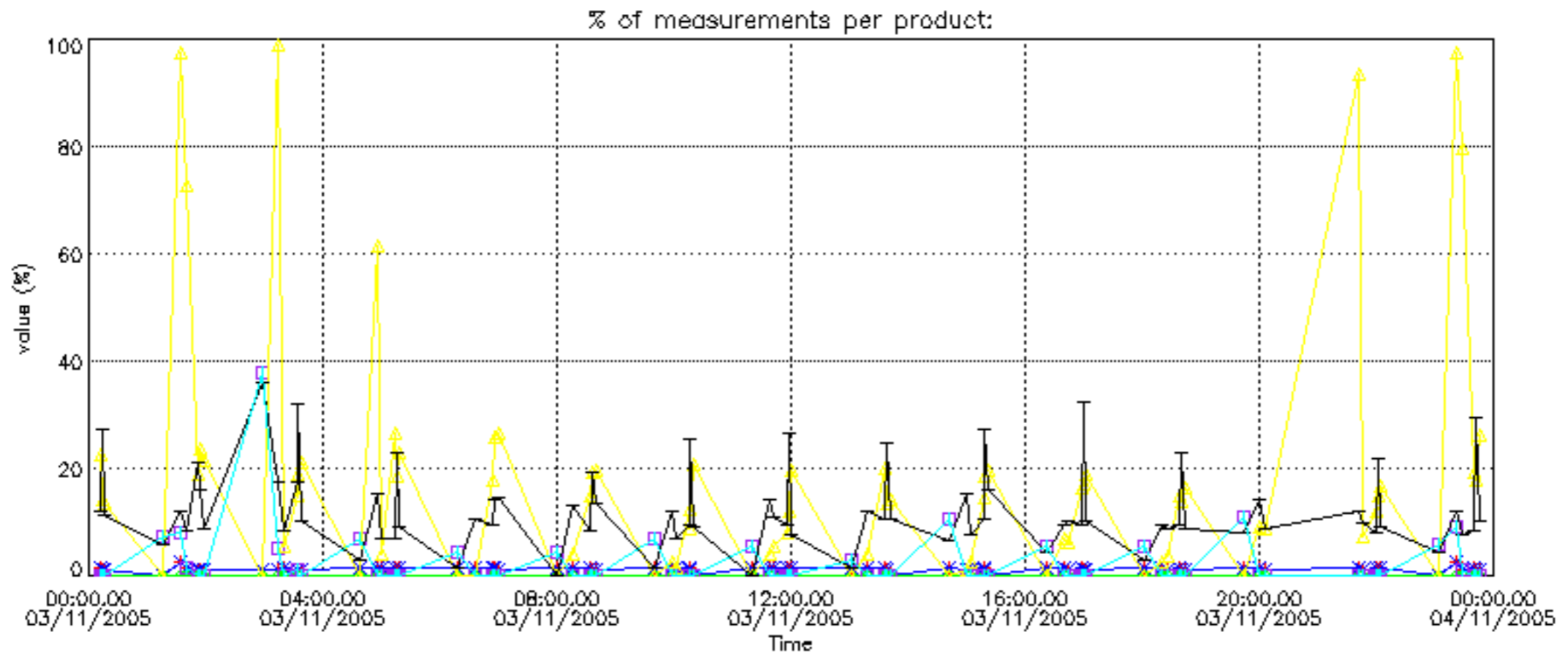
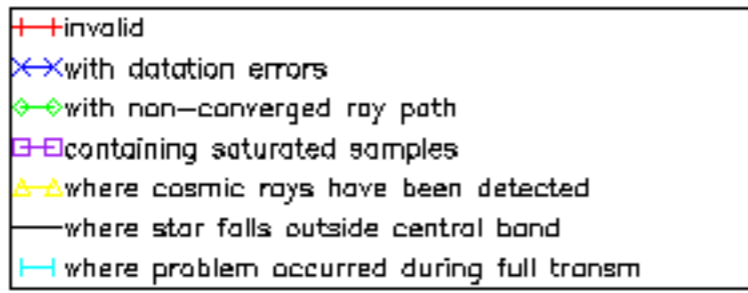


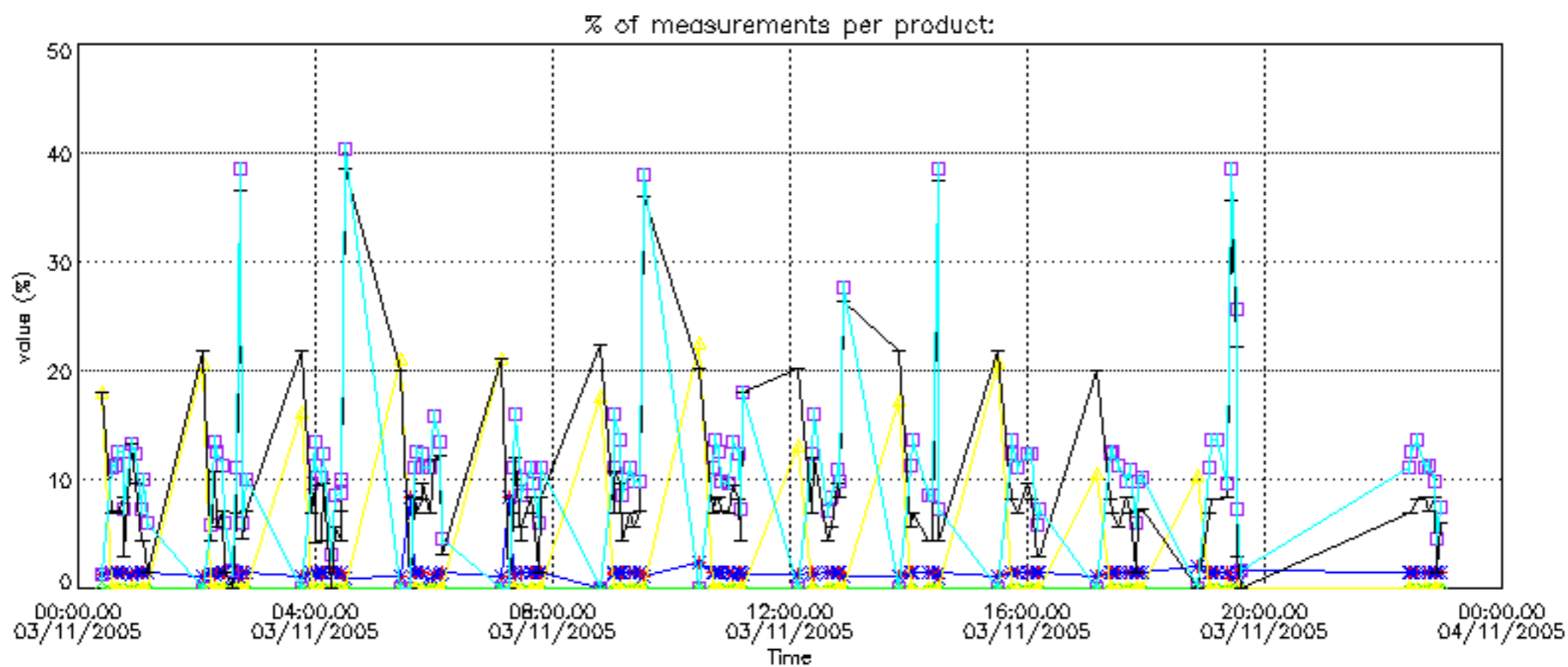
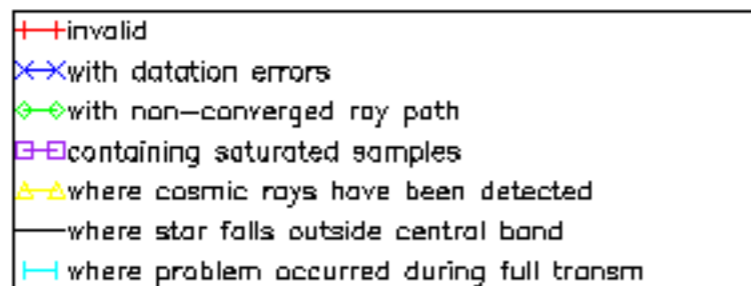
Percentage of flagged data per NO2 profile



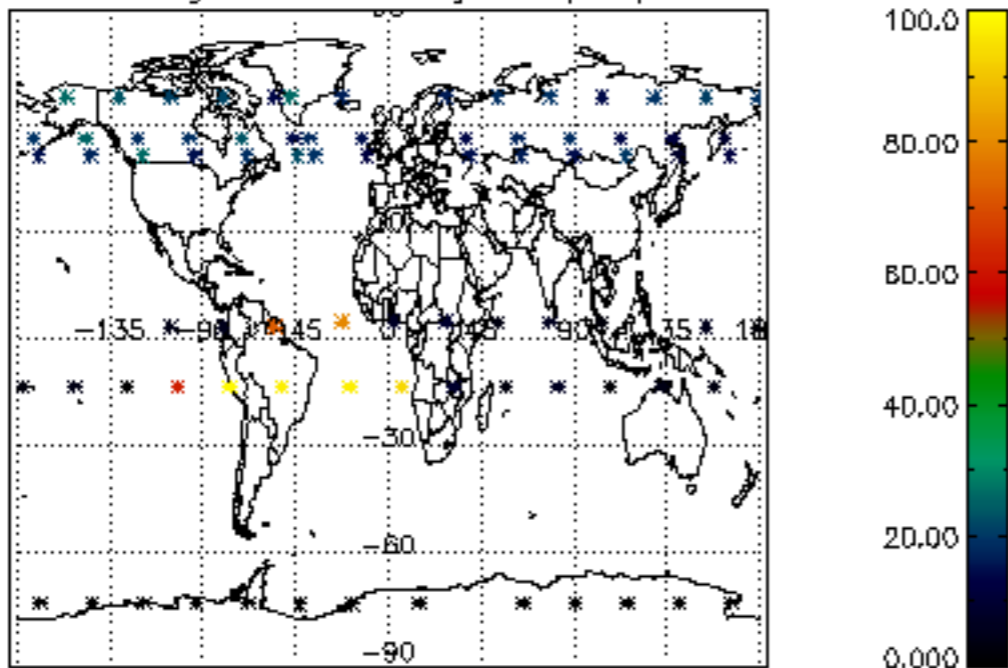
Percentage of flagged data per NO3 profile



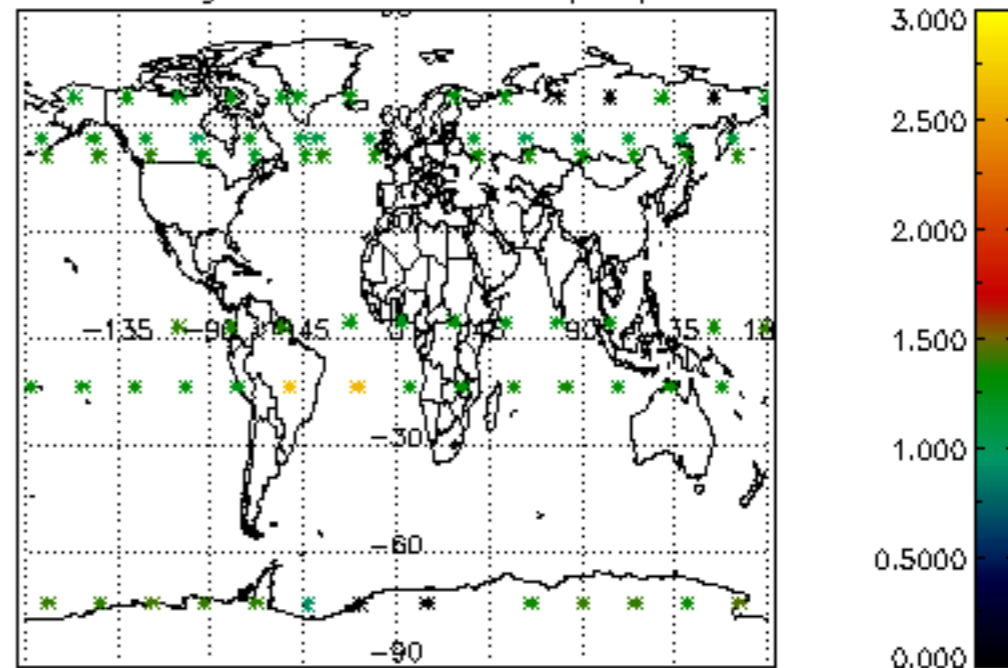




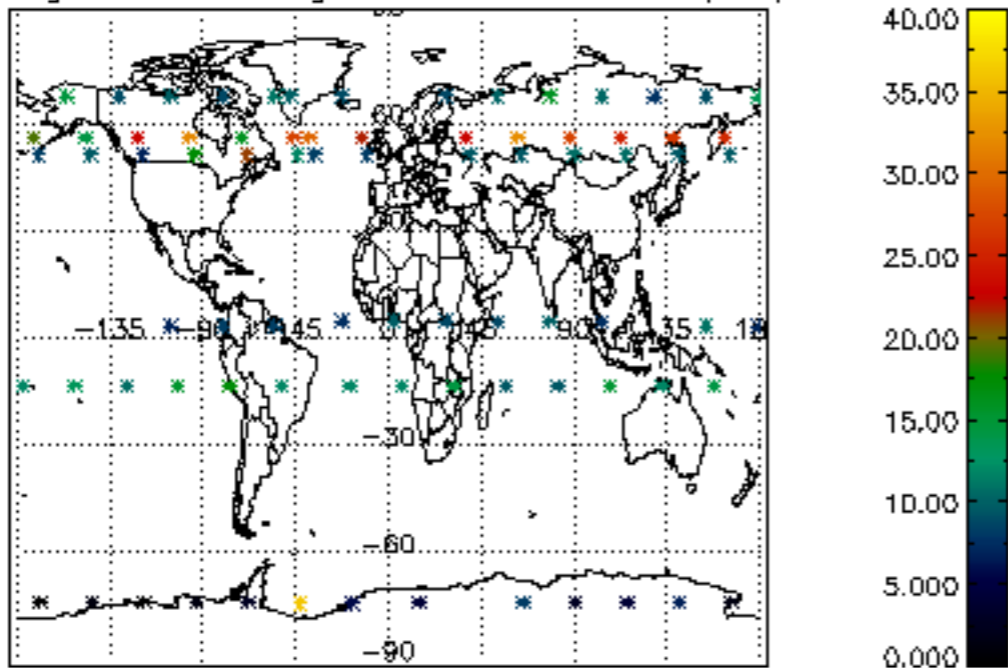
Percentage of cosmic ray hits per profile



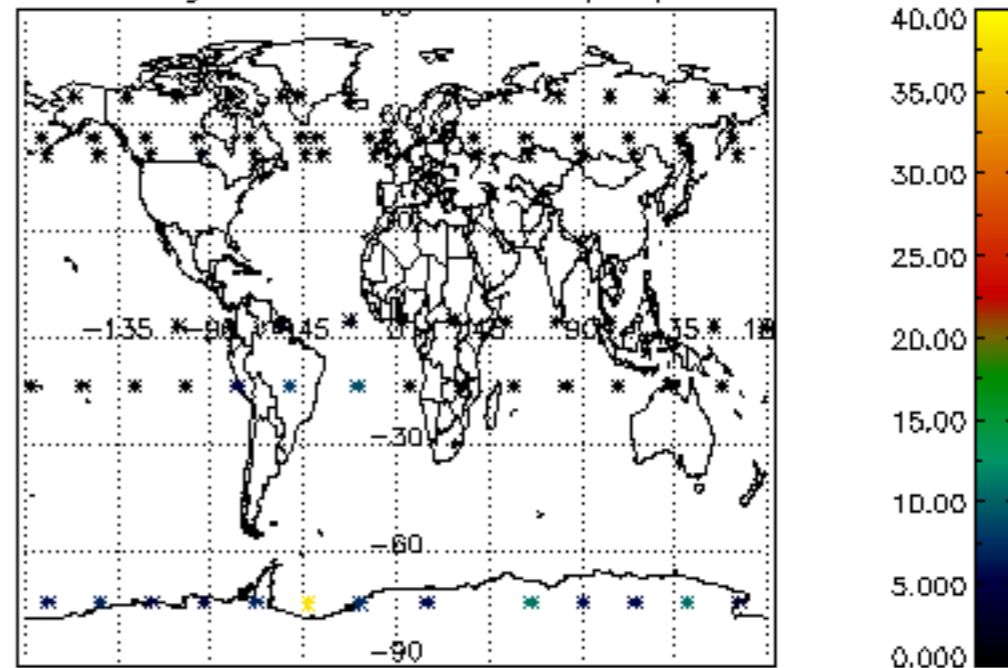
Percentage of datation errors per profile



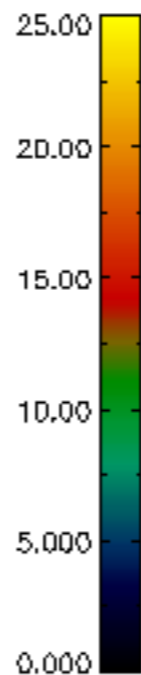
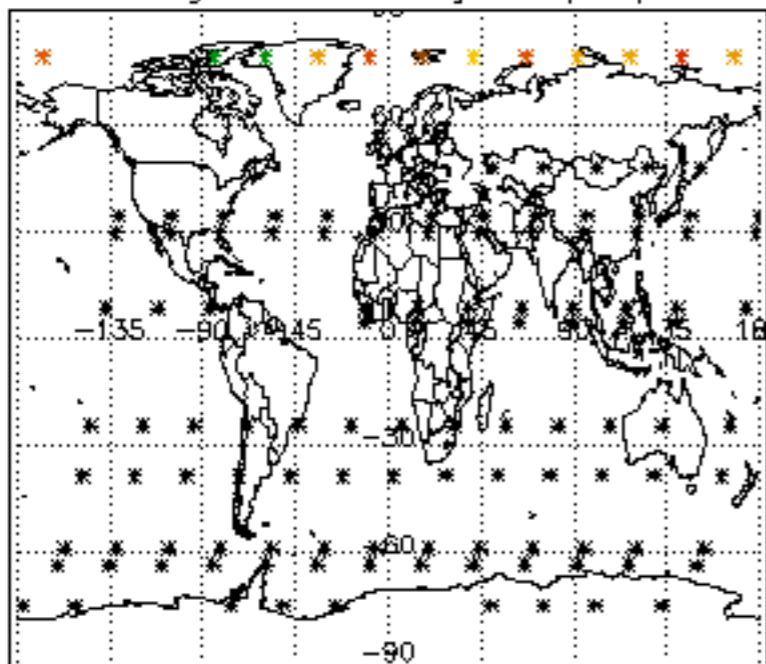
Percentage of star falling outside central band per profile



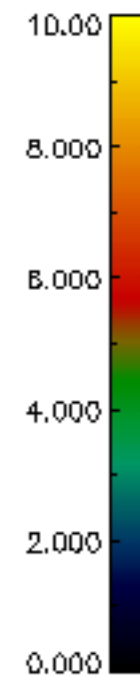
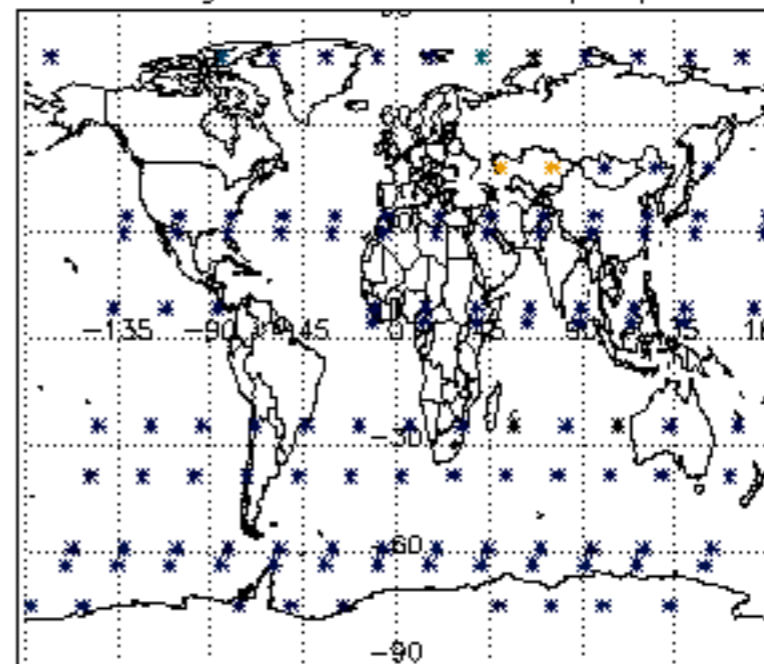
Percentage of saturation errors per profile



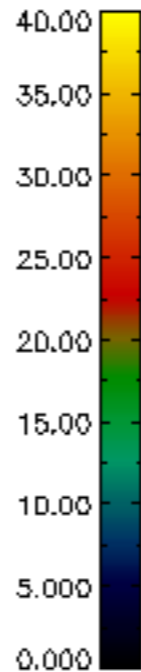
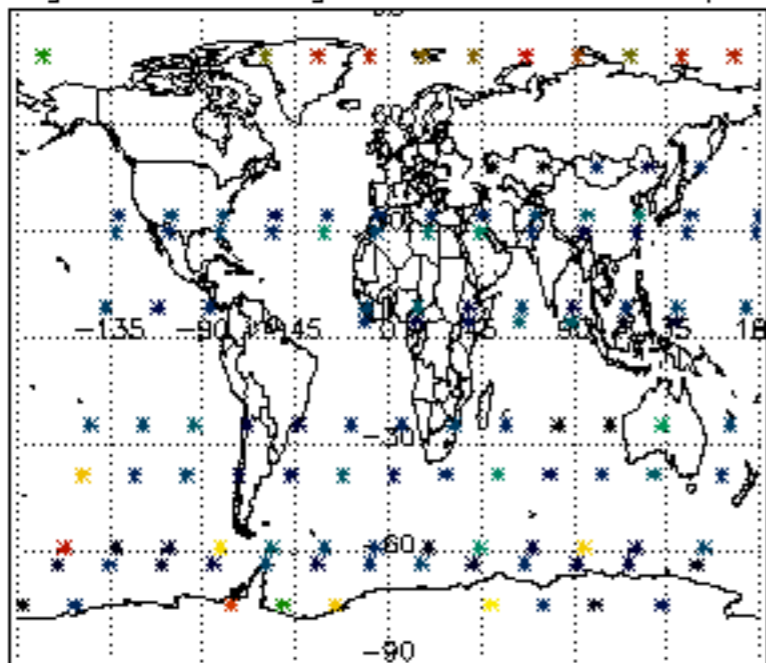
Percentage of cosmic ray hits per profile



Percentage of datation errors per profile



Percentage of star falling outside central band per profile



Percentage of saturation errors per profile

