

GOMOS Level 2 Daily Report

SUMMARY

[1. General Info](#)

[2. Summary of processed GOM_NL_2P products](#)

[3. Level 2 Quality information per product](#)

[3.1 Plot of level 2 quality information per product \(time dependant\)](#)

[3.2 Plot of level 2 quality information per product \(world map\)](#)

[4. Level 1 Quality information per product \(stored on level 2 products\)](#)

[4.1 Plot of level 1 quality information per product \(time dependant\)](#)

[4.1.1 Plot of level 1 quality information per product \(time dependant\): ASCENDING](#)

[4.1.2 Plot of level 1 quality information per product \(time dependant\): DESCENDING](#)

[4.2 Plot of level 1 quality information per product \(world map\)](#)

[4.2.1 Plot of level 1 quality information per product \(world map\): ASCENDING](#)

[4.2.2 Plot of level 1 quality information per product \(world map\): DESCENDING](#)

[5. Ozone profiles based on quality statistics and other trace gas profiles](#)

[5.1 Ozone statistics based on quality of products](#)

[5.2 Plot ozone profiles for all STD \(dark without errors\)](#)

[5.3 Plot ozone profiles where STD < 20% \(dark without errors\)](#)

[5.4. Plot ozone profiles where STD < 10% \(dark without errors\)](#)

[5.5. Plot ozone profiles where STD < 5% \(dark without errors\)](#)

[5.6 Plot NO2 profiles for all STD \(dark without errors\)](#)

[5.7 Plot NO3 profiles for all STD \(dark without errors\)](#)

[5.8 Plot H2O profiles \(only for occultations of stars 1,2,3,4,13,14,16,26,63 dark without errors\) for all STD](#)

[6. Auxiliary Data Files used for the production reported in section 2](#)

This report presents the daily analysis on parameters extracted from GOMOS level 2 data (GOM_NL__2P). It is intended to monitor some important parameters that will impact the quality of these products. A list of level 2 products (and content) that have arrived during the reporting day to the PCF is also given.

Item	Value
Time of report generation	18APR2013 12:12:10
Data source version	GOMOS/6.01
Start time of products	01-11-2005 (01NOV2005 00:00:00)
Stop time of products	02-11-2005 (02NOV2005 00:00:00)
Store outputs in DB	Yes
Nb of level 2 prods	238
Nb of prods with errors	0

2. Summary of processed GOM_NL__2P products.

Nr	Filename	UTC Start time	Limb	Duration	Star Id	Star Name	Star Mag	Star Temp	Nb Meas	Orbit	Prod. error
1	GOM_NL__2PRFIN20051101_000038_000000372042_00102_19194_8094.N1	01-NOV-2005 00:00:38	Bright	37.000	58	21Alp And	2.0730	11000.	74	19194	No
2	GOM_NL__2PRFIN20051101_000206_000000372042_00102_19194_8095.N1	01-NOV-2005 00:02:06	Bright	36.500	53	43Bet And	2.0480	3300.0	73	19194	No
3	GOM_NL__2PRFIN20051101_000759_000000342042_00102_19194_8096.N1	01-NOV-2005 00:07:59	Bright	34.000	68	18Alp Cas	2.2250	4500.0	68	19194	No
4	GOM_NL__2PRFIN20051101_000910_000000342042_00102_19194_8097.N1	01-NOV-2005 00:09:10	Bright	34.000	76	27Gam Cas	2.3000	30000.	68	19194	No
5	GOM_NL__2PRFIN20051101_001715_000000332042_00102_19194_8098.N1	01-NOV-2005 00:17:15	Bright	32.500	49	1Alp UMi	1.9900	6300.0	65	19194	No
6	GOM_NL__2PRFIN20051101_002105_000000372042_00102_19194_8099.N1	01-NOV-2005 00:21:05	Bright	36.500	60	7Bet UMi	2.0810	3950.0	73	19194	No
7	GOM_NL__2PRFIN20051101_002659_000000332042_00102_19194_8100.N1	01-NOV-2005 00:26:59	Bright	32.500	32	77Eps UMa	1.7630	11000.	65	19194	No
8	GOM_NL__2PRFIN20051101_002816_000000522042_00102_19194_8101.N1	01-NOV-2005 00:28:16	Bright	52.000	39	85Eta UMa	1.8540	24000.	104	19194	No
9	GOM_NL__2PRFIN20051101_003153_000000322042_00102_19194_8102.N1	01-NOV-2005 00:31:53	Bright	32.000	152	12Alp2CVn	2.8900	11000.	64	19194	No
10	GOM_NL__2PRFIN20051101_003917_000000342042_00102_19194_8103.N1	01-NOV-2005 00:39:17	Bright	34.000	62	94Bet Leo	2.1360	9700.0	68	19194	No
11	GOM_NL__2PRFIN20051101_005756_000000402042_00102_19194_8104.N1	01-NOV-2005 00:57:56	Dark	39.500	113	Mu Vel	2.6920	5000.0	79	19194	No
12	GOM_NL__2PRFIN20051101_010141_000000402042_00103_19195_8089.N1	01-NOV-2005 01:01:41	Dark	40.000	91	Kap Vel	2.4900	26000.	80	19195	No
13	GOM_NL__2PRFIN20051101_011508_000000372042_00103_19195_8090.N1	01-NOV-2005 01:15:08	Dark	36.500	143	Alp Hyi	2.8570	7200.0	73	19195	No
14	GOM_NL__2PRFIN20051101_011631_000000382042_00103_19195_8091.N1	01-NOV-2005 01:16:31	Dark	38.000	9	Alp Eri	0.45300	24000.	76	19195	No
15	GOM_NL__2PRFIN20051101_012752_000000442042_00103_19195_8092.N1	01-NOV-2005 01:27:52	Straylight	44.000	52	16Bet Cet	2.0370	4500.0	88	19195	No
16	GOM_NL__2PRFIN20051101_013723_000000352042_00103_19195_8093.N1	01-NOV-2005 01:37:23	Bright	34.500	140	88Gam Peg	2.8340	26000.	69	19195	No
17	GOM_NL__2PRFIN20051101_014114_000000362042_00103_19195_8094.N1	01-NOV-2005 01:41:14	Bright	36.000	58	21Alp And	2.0730	11000.	72	19195	No
18	GOM_NL__2PRFIN20051101_014242_000000392042_00103_19195_8095.N1	01-NOV-2005 01:42:42	Bright	39.000	53	43Bet And	2.0480	3300.0	78	19195	No
19	GOM_NL__2PRFIN20051101_014835_000000372042_00103_19195_8096.N1	01-NOV-2005 01:48:35	Bright	36.500	68	18Alp Cas	2.2250	4500.0	73	19195	No
20	GOM_NL__2PRFIN20051101_014946_000000362042_00103_19195_8097.N1	01-NOV-2005 01:49:46	Bright	36.000	76	27Gam Cas	2.3000	30000.	72	19195	No
21	GOM_NL__2PRFIN20051101_015751_000000322042_00103_19195_8098.N1	01-NOV-2005 01:57:51	Bright	32.000	49	1Alp UMi	1.9900	6300.0	64	19195	No
22	GOM_NL__2PRFIN20051101_020141_000000362042_00103_19195_8099.N1	01-NOV-2005 02:01:41	Bright	35.500	60	7Bet UMi	2.0810	3950.0	71	19195	No
23	GOM_NL__2PRFIN20051101_020734_000000362042_00103_19195_8100.N1	01-NOV-2005 02:07:34	Bright	35.500	32	77Eps UMa	1.7630	11000.	71	19195	No
24	GOM_NL__2PRFIN20051101_020852_000000362042_00103_19195_8101.N1	01-NOV-2005 02:08:52	Bright	35.500	39	85Eta UMa	1.8540	24000.	71	19195	No
25	GOM_NL__2PRFIN20051101_021228_000000322042_00103_19195_8102.N1	01-NOV-2005 02:12:28	Bright	32.000	152	12Alp2CVn	2.8900	11000.	64	19195	No
26	GOM_NL__2PRFIN20051101_021954_000000352042_00103_19195_8103.N1	01-NOV-2005 02:19:54	Bright	34.500	62	94Bet Leo	2.1360	9700.0	69	19195	No
27	GOM_NL__2PRFIN20051101_023832_000000412042_00103_19195_8104.N1	01-NOV-2005 02:38:32	Dark	40.500	113	Mu Vel	2.6920	5000.0	81	19195	No
28	GOM_NL__2PRFIN20051101_024218_000000392042_00104_19196_8089.N1	01-NOV-2005 02:42:18	Dark	39.000	91	Kap Vel	2.4900	26000.	78	19196	No
29	GOM_NL__2PRFIN20051101_025544_000000362042_00104_19196_8090.N1	01-NOV-2005 02:55:44	Dark	36.000	143	Alp Hyi	2.8570	7200.0	72	19196	No
30	GOM_NL__2PRFIN20051101_025707_000000482042_00104_19196_8091.N1	01-NOV-2005 02:57:07	Dark	47.500	9	Alp Eri	0.45300	24000.	95	19196	No
31	GOM_NL__2PRFIN20051101_030828_000000452042_00104_19196_8092.N1	01-NOV-2005 03:08:28	Straylight	45.000	52	16Bet Cet	2.0370	4500.0	90	19196	No
32	GOM_NL__2PRFIN20051101_031759_000000342042_00104_19196_8093.N1	01-NOV-2005 03:17:59	Bright	34.000	140	88Gam Peg	2.8340	26000.	68	19196	No
33	GOM_NL__2PRFIN20051101_032150_000000372042_00104_19196_8094.N1	01-NOV-2005 03:21:50	Bright	37.000	58	21Alp And	2.0730	11000.	74	19196	No
34	GOM_NL__2PRFIN20051101_032318_000000382042_00104_19196_8095.N1	01-NOV-2005 03:23:18	Bright	38.000	53	43Bet And	2.0480	3300.0	76	19196	No
35	GOM_NL__2PRFIN20051101_032911_000000352042_00104_19196_8096.N1	01-NOV-2005 03:29:11	Bright	34.500	68	18Alp Cas	2.2250	4500.0	69	19196	No
36	GOM_NL__2PRFIN20051101_033022_000000352042_00104_19196_8097.N1	01-NOV-2005 03:30:22	Bright	34.500	76	27Gam Cas	2.3000	30000.	69	19196	No
37	GOM_NL__2PRFIN20051101_033827_000000322042_00104_19196_8098.N1	01-NOV-2005 03:38:27	Bright	32.000	49	1Alp UMi	1.9900	6300.0	64	19196	No
38	GOM_NL__2PRFIN20051101_034217_000000392042_00104_19196_8099.N1	01-NOV-2005 03:42:17	Bright	38.500	60	7Bet UMi	2.0810	3950.0	77	19196	No
39	GOM_NL__2PRFIN20051101_034811_000000372042_00104_19196_8100.N1	01-NOV-2005 03:48:11	Bright	36.500	32	77Eps UMa	1.7630	11000.	73	19196	No
40	GOM_NL__2PRFIN20051101_034928_000000522042_00104_19196_8101.N1	01-NOV-2005 03:49:28	Bright	52.000	39	85Eta UMa	1.8540	24000.	104	19196	No
41	GOM_NL__2PRFIN20051101_035304_000000342042_00104_19196_8102.N1	01-NOV-2005 03:53:04	Bright	33.500	152	12Alp2CVn	2.8900	11000.	67	19196	No
42	GOM_NL__2PRFIN20051101_040030_000000432042_00104_19196_8103.N1	01-NOV-2005 04:00:30	Bright	43.000	62	94Bet Leo	2.1360	9700.0	86	19196	No

43	GOM_NL__2PRFIN20051101_041909_000000432042_00104_19196_8104.N1	01-NOV-2005 04:19:09	Dark	42.500	113	Mu Vel	2.6920	5000.0	85	19196	No
44	GOM_NL__2PRFIN20051101_042254_000000402042_00105_19197_8089.N1	01-NOV-2005 04:22:54	Dark	40.000	91	Kap Vel	2.4900	26000.	80	19197	No
45	GOM_NL__2PRFIN20051101_043620_000000372042_00105_19197_8090.N1	01-NOV-2005 04:36:20	Dark	37.000	143	Alp Hyi	2.8570	7200.0	74	19197	No
46	GOM_NL__2PRFIN20051101_043743_000000512042_00105_19197_8091.N1	01-NOV-2005 04:37:43	Dark	50.500	9	Alp Eri	0.45300	24000.	101	19197	No
47	GOM_NL__2PRFIN20051101_044904_000000442042_00105_19197_8092.N1	01-NOV-2005 04:49:04	Straylight	44.000	52	16Bet Cet	2.0370	4500.0	88	19197	No
48	GOM_NL__2PRFIN20051101_045835_000000352042_00105_19197_8093.N1	01-NOV-2005 04:58:35	Bright	35.000	140	88Gam Peg	2.8340	26000.	70	19197	No
49	GOM_NL__2PRFIN20051101_050226_000000362042_00105_19197_8094.N1	01-NOV-2005 05:02:26	Bright	35.500	58	21Alp And	2.0730	11000.	71	19197	No
50	GOM_NL__2PRFIN20051101_050354_000000362042_00105_19197_8095.N1	01-NOV-2005 05:03:54	Bright	36.000	53	43Bet And	2.0480	3300.0	72	19197	No
51	GOM_NL__2PRFIN20051101_050947_000000352042_00105_19197_8096.N1	01-NOV-2005 05:09:47	Bright	35.000	68	18Alp Cas	2.2250	4500.0	70	19197	No
52	GOM_NL__2PRFIN20051101_051058_000000352042_00105_19197_8097.N1	01-NOV-2005 05:10:58	Bright	35.000	76	27Gam Cas	2.3000	30000.	70	19197	No
53	GOM_NL__2PRFIN20051101_051903_000000362042_00105_19197_8098.N1	01-NOV-2005 05:19:03	Bright	36.000	49	1Alp UMi	1.9900	6300.0	72	19197	No
54	GOM_NL__2PRFIN20051101_052253_000000372042_00105_19197_8099.N1	01-NOV-2005 05:22:53	Bright	36.500	60	7Bet UMi	2.0810	3950.0	73	19197	No
55	GOM_NL__2PRFIN20051101_052846_000000352042_00105_19197_8100.N1	01-NOV-2005 05:28:46	Bright	35.000	32	77Eps UMa	1.7630	11000.	70	19197	No
56	GOM_NL__2PRFIN20051101_053005_000000362042_00105_19197_8101.N1	01-NOV-2005 05:30:05	Bright	36.000	39	85Eta UMa	1.8540	24000.	72	19197	No
57	GOM_NL__2PRFIN20051101_053341_000000332042_00105_19197_8102.N1	01-NOV-2005 05:33:41	Bright	32.500	152	12Alp2CVn	2.8900	11000.	65	19197	No
58	GOM_NL__2PRFIN20051101_054106_000000482042_00105_19197_8103.N1	01-NOV-2005 05:41:06	Bright	48.000	62	94Bet Leo	2.1360	9700.0	96	19197	No
59	GOM_NL__2PRFIN20051101_055945_000000402042_00105_19197_8104.N1	01-NOV-2005 05:59:45	Dark	40.000	113	Mu Vel	2.6920	5000.0	80	19197	No
60	GOM_NL__2PRFIN20051101_060331_000000392042_00106_19198_8089.N1	01-NOV-2005 06:03:31	Dark	39.000	91	Kap Vel	2.4900	26000.	78	19198	No
61	GOM_NL__2PRFIN20051101_061656_000000382042_00106_19198_8090.N1	01-NOV-2005 06:16:56	Dark	37.500	143	Alp Hyi	2.8570	7200.0	75	19198	No
62	GOM_NL__2PRFIN20051101_061819_000000412042_00106_19198_8091.N1	01-NOV-2005 06:18:19	Dark	40.500	9	Alp Eri	0.45300	24000.	81	19198	No
63	GOM_NL__2PRFIN20051101_062940_000000422042_00106_19198_8092.N1	01-NOV-2005 06:29:40	Straylight	41.500	52	16Bet Cet	2.0370	4500.0	83	19198	No
64	GOM_NL__2PRFIN20051101_063911_000000372042_00106_19198_8093.N1	01-NOV-2005 06:39:11	Bright	36.500	140	88Gam Peg	2.8340	26000.	73	19198	No
65	GOM_NL__2PRFIN20051101_064302_000000362042_00106_19198_8094.N1	01-NOV-2005 06:43:02	Bright	36.000	58	21Alp And	2.0730	11000.	72	19198	No
66	GOM_NL__2PRFIN20051101_064430_000000372042_00106_19198_8095.N1	01-NOV-2005 06:44:30	Bright	36.500	53	43Bet And	2.0480	3300.0	73	19198	No
67	GOM_NL__2PRFIN20051101_065023_000000362042_00106_19198_8096.N1	01-NOV-2005 06:50:23	Bright	36.000	68	18Alp Cas	2.2250	4500.0	72	19198	No
68	GOM_NL__2PRFIN20051101_065134_000000352042_00106_19198_8097.N1	01-NOV-2005 06:51:34	Bright	35.000	76	27Gam Cas	2.3000	30000.	70	19198	No
69	GOM_NL__2PRFIN20051101_065939_000000362042_00106_19198_8098.N1	01-NOV-2005 06:59:39	Bright	36.000	49	1Alp UMi	1.9900	6300.0	72	19198	No
70	GOM_NL__2PRFIN20051101_070329_000000362042_00106_19198_8099.N1	01-NOV-2005 07:03:29	Bright	36.000	60	7Bet UMi	2.0810	3950.0	72	19198	No
71	GOM_NL__2PRFIN20051101_070923_000000342042_00106_19198_8100.N1	01-NOV-2005 07:09:23	Bright	33.500	32	77Eps UMa	1.7630	11000.	67	19198	No
72	GOM_NL__2PRFIN20051101_071041_000000332042_00106_19198_8101.N1	01-NOV-2005 07:10:41	Bright	33.000	39	85Eta UMa	1.8540	24000.	66	19198	No
73	GOM_NL__2PRFIN20051101_071417_000000322042_00106_19198_8102.N1	01-NOV-2005 07:14:17	Bright	32.000	152	12Alp2CVn	2.8900	11000.	64	19198	No
74	GOM_NL__2PRFIN20051101_072142_000000352042_00106_19198_8103.N1	01-NOV-2005 07:21:42	Bright	34.500	62	94Bet Leo	2.1360	9700.0	69	19198	No
75	GOM_NL__2PRFIN20051101_074021_000000412042_00106_19198_8104.N1	01-NOV-2005 07:40:21	Dark	40.500	113	Mu Vel	2.6920	5000.0	81	19198	No
76	GOM_NL__2PRFIN20051101_074407_000000402042_00107_19199_8089.N1	01-NOV-2005 07:44:07	Dark	39.500	91	Kap Vel	2.4900	26000.	79	19199	No
77	GOM_NL__2PRFIN20051101_075732_000000372042_00107_19199_8090.N1	01-NOV-2005 07:57:32	Dark	37.000	143	Alp Hyi	2.8570	7200.0	74	19199	No
78	GOM_NL__2PRFIN20051101_075855_000000452042_00107_19199_8091.N1	01-NOV-2005 07:58:55	Dark	44.500	9	Alp Eri	0.45300	24000.	89	19199	No
79	GOM_NL__2PRFIN20051101_081016_000000402042_00107_19199_8092.N1	01-NOV-2005 08:10:16	Straylight	39.500	52	16Bet Cet	2.0370	4500.0	79	19199	No
80	GOM_NL__2PRFIN20051101_081947_000000352042_00107_19199_8093.N1	01-NOV-2005 08:19:47	Bright	35.000	140	88Gam Peg	2.8340	26000.	70	19199	No
81	GOM_NL__2PRFIN20051101_082339_000000362042_00107_19199_8094.N1	01-NOV-2005 08:23:39	Bright	35.500	58	21Alp And	2.0730	11000.	71	19199	No
82	GOM_NL__2PRFIN20051101_082505_000000392042_00107_19199_8095.N1	01-NOV-2005 08:25:05	Bright	38.500	53	43Bet And	2.0480	3300.0	77	19199	No
83	GOM_NL__2PRFIN20051101_083059_000000372042_00107_19199_8096.N1	01-NOV-2005 08:30:59	Bright	36.500	68	18Alp Cas	2.2250	4500.0	73	19199	No
84	GOM_NL__2PRFIN20051101_083210_000000352042_00107_19199_8097.N1	01-NOV-2005 08:32:10	Bright	35.000	76	27Gam Cas	2.3000	30000.	70	19199	No
85	GOM_NL__2PRFIN20051101_084015_000000372042_00107_19199_8098.N1	01-NOV-2005 08:40:15	Bright	36.500	49	1Alp UMi	1.9900	6300.0	73	19199	No
86	GOM_NL__2PRFIN20051101_084406_000000372042_00107_19199_8099.N1	01-NOV-2005 08:44:06	Bright	36.500	60	7Bet UMi	2.0810	3950.0	73	19199	No
87	GOM_NL__2PRFIN20051101_084959_000000342042_00107_19199_8100.N1	01-NOV-2005 08:49:59	Bright	33.500	32	77Eps UMa	1.7630	11000.	67	19199	No
88	GOM_NL__2PRFIN20051101_085117_000000342042_00107_19199_8101.N1	01-NOV-2005 08:51:17	Bright	34.000	39	85Eta UMa	1.8540	24000.	68	19199	No
89	GOM_NL__2PRFIN20051101_085453_000000312042_00107_19199_8102.N1	01-NOV-2005 08:54:53	Bright	31.000	152	12Alp2CVn	2.8900	11000.	62	19199	No
90	GOM_NL__2PRFIN20051101_090218_000000352042_00107_19199_8103.N1	01-NOV-2005 09:02:18	Bright	34.500	62	94Bet Leo	2.1360	9700.0	69	19199	No
91	GOM_NL__2PRFIN20051101_092058_000000412042_00107_19199_8104.N1	01-NOV-2005 09:20:58	Dark	40.500	113	Mu Vel	2.6920	5000.0	81	19199	No
92	GOM_NL__2PRFIN20051101_092444_000000402042_00108_19200_8089.N1	01-NOV-2005 09:24:44	Dark	40.000	91	Kap Vel	2.4900	26000.	80	19200	No
93	GOM_NL__2PRFIN20051101_093808_000000372042_00108_19200_8090.N1	01-NOV-2005 09:38:08	Dark	36.500	143	Alp Hyi	2.8570	7200.0	73	19200	No
94	GOM_NL__2PRFIN20051101_093931_000000492042_00108_19200_8091.N1	01-NOV-2005 09:39:31	Dark	49.000	9	Alp Eri	0.45300	24000.	98	19200	No
95	GOM_NL__2PRFIN20051101_094250_000000062042_00108_19200_8092.N1	01-NOV-2005 09:42:50	Straylight	6.0000	157	The1Eri	2.9060	9300.0	12	19200	No
96	GOM_NL__2PRFIN20051101_095052_000000432042_00108_19200_8093.N1	01-NOV-2005 09:50:52	Straylight	42.500	52	16Bet Cet	2.0370	4500.0	85	19200	No
97	GOM_NL__2PRFIN20051101_100023_000000352042_00108_19200_8094.N1	01-NOV-2005 10:00:23	Bright	35.000	140	88Gam Peg	2.8340	26000.	70	19200	No
98	GOM_NL__2PRFIN20051101_100415_000000362042_00108_19200_8095.N1	01-NOV-2005 10:04:15	Bright	36.000	58	21Alp And	2.0730	11000.	72	19200	No
99	GOM_NL__2PRFIN20051101_100541_000000372042_00108_19200_8096.N1	01-NOV-2005 10:05:41	Bright	37.000	53	43Bet And	2.0480	3300.0	74	19200	No
100	GOM_NL__2PRFIN20051101_101135_000000362042_00108_19200_8097.N1	01-NOV-2005 10:11:35	Bright	36.000	68	18Alp Cas	2.2250	4500.0	72	19200	No
101	GOM_NL__2PRFIN20051101_101246_000000362042_00108_19200_8098.N1	01-NOV-2005 10:12:46	Bright	35.500	76	27Gam Cas	2.3000	30000.	71	19200	No

102	GOM_NL__2PRFIN20051101_102051_000000352042_00108_19200_8099.N1	01-NOV-2005 10:20:51	Bright	35.000	49	1Alp UMi	1.9900	6300.0	70	19200	No
103	GOM_NL__2PRFIN20051101_102442_000000352042_00108_19200_8100.N1	01-NOV-2005 10:24:42	Bright	35.000	60	7Bet UMi	2.0810	3950.0	70	19200	No
104	GOM_NL__2PRFIN20051101_103035_000000372042_00108_19200_8101.N1	01-NOV-2005 10:30:35	Bright	37.000	32	77Eps UMa	1.7630	11000.	74	19200	No
105	GOM_NL__2PRFIN20051101_103153_000000342042_00108_19200_8102.N1	01-NOV-2005 10:31:53	Bright	34.000	39	85Eta UMa	1.8540	24000.	68	19200	No
106	GOM_NL__2PRFIN20051101_103529_000000342042_00108_19200_8103.N1	01-NOV-2005 10:35:29	Bright	33.500	152	12Alp2CVn	2.8900	11000.	67	19200	No
107	GOM_NL__2PRFIN20051101_104255_000000352042_00108_19200_8104.N1	01-NOV-2005 10:42:55	Bright	34.500	62	94Bet Leo	2.1360	9700.0	69	19200	No
108	GOM_NL__2PRFIN20051101_110134_000000432042_00108_19200_8105.N1	01-NOV-2005 11:01:34	Dark	43.000	113	Mu Vel	2.6920	5000.0	86	19200	No
109	GOM_NL__2PRFIN20051101_111844_000000372042_00109_19201_8109.N1	01-NOV-2005 11:18:44	Dark	37.000	143	Alp Hyi	2.8570	7200.0	74	19201	No
110	GOM_NL__2PRFIN20051101_112007_000000432042_00109_19201_8110.N1	01-NOV-2005 11:20:07	Dark	42.500	9	Alp Eri	0.45300	24000.	85	19201	No
111	GOM_NL__2PRFIN20051101_112327_000000062042_00109_19201_8111.N1	01-NOV-2005 11:23:27	Straylight	6.0000	157	The1Eri	2.9060	9300.0	12	19201	No
112	GOM_NL__2PRFIN20051101_113128_000000442042_00109_19201_8112.N1	01-NOV-2005 11:31:28	Straylight	43.500	52	16Bet Cet	2.0370	4500.0	87	19201	No
113	GOM_NL__2PRFIN20051101_114059_000000362042_00109_19201_8113.N1	01-NOV-2005 11:40:59	Bright	36.000	140	88Gam Peg	2.8340	26000.	72	19201	No
114	GOM_NL__2PRFIN20051101_114451_000000372042_00109_19201_8114.N1	01-NOV-2005 11:44:51	Bright	36.500	58	21Alp And	2.0730	11000.	73	19201	No
115	GOM_NL__2PRFIN20051101_114617_000000392042_00109_19201_8115.N1	01-NOV-2005 11:46:17	Bright	38.500	53	43Bet And	2.0480	3300.0	77	19201	No
116	GOM_NL__2PRFIN20051101_115211_000000372042_00109_19201_8116.N1	01-NOV-2005 11:52:11	Bright	37.000	68	18Alp Cas	2.2250	4500.0	74	19201	No
117	GOM_NL__2PRFIN20051101_115321_000000362042_00109_19201_8117.N1	01-NOV-2005 11:53:21	Bright	35.500	76	27Gam Cas	2.3000	30000.	71	19201	No
118	GOM_NL__2PRFIN20051101_120126_000000352042_00109_19201_8118.N1	01-NOV-2005 12:01:26	Bright	35.000	49	1Alp UMi	1.9900	6300.0	70	19201	No
119	GOM_NL__2PRFIN20051101_120518_000000362042_00109_19201_8119.N1	01-NOV-2005 12:05:18	Bright	35.500	60	7Bet UMi	2.0810	3950.0	71	19201	No
120	GOM_NL__2PRFIN20051101_121111_000000372042_00109_19201_8120.N1	01-NOV-2005 12:11:11	Bright	37.000	32	77Eps UMa	1.7630	11000.	74	19201	No
121	GOM_NL__2PRFIN20051101_121229_000000342042_00109_19201_8121.N1	01-NOV-2005 12:12:29	Bright	33.500	39	85Eta UMa	1.8540	24000.	67	19201	No
122	GOM_NL__2PRFIN20051101_121605_000000332042_00109_19201_8122.N1	01-NOV-2005 12:16:05	Bright	33.000	152	12Alp2CVn	2.8900	11000.	66	19201	No
123	GOM_NL__2PRFIN20051101_122331_000000352042_00109_19201_8123.N1	01-NOV-2005 12:23:31	Bright	35.000	62	94Bet Leo	2.1360	9700.0	70	19201	No
124	GOM_NL__2PRFIN20051101_124210_000000422042_00109_19201_8124.N1	01-NOV-2005 12:42:10	Dark	42.000	113	Mu Vel	2.6920	5000.0	84	19201	No
125	GOM_NL__2PRFIN20051101_125920_000000372042_00110_19202_8109.N1	01-NOV-2005 12:59:20	Dark	36.500	143	Alp Hyi	2.8570	7200.0	73	19202	No
126	GOM_NL__2PRFIN20051101_130043_000000452042_00110_19202_8110.N1	01-NOV-2005 13:00:43	Dark	44.500	9	Alp Eri	0.45300	24000.	89	19202	No
127	GOM_NL__2PRFIN20051101_130403_000000132042_00110_19202_8111.N1	01-NOV-2005 13:04:03	Straylight	13.000	157	The1Eri	2.9060	9300.0	26	19202	No
128	GOM_NL__2PRFIN20051101_131204_000000452042_00110_19202_8112.N1	01-NOV-2005 13:12:04	Straylight	44.500	52	16Bet Cet	2.0370	4500.0	89	19202	No
129	GOM_NL__2PRFIN20051101_132135_000000352042_00110_19202_8113.N1	01-NOV-2005 13:21:35	Bright	35.000	140	88Gam Peg	2.8340	26000.	70	19202	No
130	GOM_NL__2PRFIN20051101_132527_000000362042_00110_19202_8114.N1	01-NOV-2005 13:25:27	Bright	35.500	58	21Alp And	2.0730	11000.	71	19202	No
131	GOM_NL__2PRFIN20051101_132653_000000372042_00110_19202_8115.N1	01-NOV-2005 13:26:53	Bright	36.500	53	43Bet And	2.0480	3300.0	73	19202	No
132	GOM_NL__2PRFIN20051101_133247_000000362042_00110_19202_8116.N1	01-NOV-2005 13:32:47	Bright	36.000	68	18Alp Cas	2.2250	4500.0	72	19202	No
133	GOM_NL__2PRFIN20051101_133357_000000362042_00110_19202_8117.N1	01-NOV-2005 13:33:57	Bright	36.000	76	27Gam Cas	2.3000	30000.	72	19202	No
134	GOM_NL__2PRFIN20051101_134202_000000352042_00110_19202_8118.N1	01-NOV-2005 13:42:02	Bright	35.000	49	1Alp UMi	1.9900	6300.0	70	19202	No
135	GOM_NL__2PRFIN20051101_134554_000000372042_00110_19202_8119.N1	01-NOV-2005 13:45:54	Bright	36.500	60	7Bet UMi	2.0810	3950.0	73	19202	No
136	GOM_NL__2PRFIN20051101_135147_000000372042_00110_19202_8120.N1	01-NOV-2005 13:51:47	Bright	36.500	32	77Eps UMa	1.7630	11000.	73	19202	No
137	GOM_NL__2PRFIN20051101_135305_000000352042_00110_19202_8121.N1	01-NOV-2005 13:53:05	Bright	35.000	39	85Eta UMa	1.8540	24000.	70	19202	No
138	GOM_NL__2PRFIN20051101_135641_000000322042_00110_19202_8122.N1	01-NOV-2005 13:56:41	Bright	32.000	152	12Alp2CVn	2.8900	11000.	64	19202	No
139	GOM_NL__2PRFIN20051101_140407_000000362042_00110_19202_8123.N1	01-NOV-2005 14:04:07	Bright	35.500	62	94Bet Leo	2.1360	9700.0	71	19202	No
140	GOM_NL__2PRFIN20051101_142247_000000392042_00110_19202_8124.N1	01-NOV-2005 14:22:47	Dark	38.500	113	Mu Vel	2.6920	5000.0	77	19202	No
141	GOM_NL__2PRFIN20051101_142622_000000372042_00111_19203_8109.N1	01-NOV-2005 14:26:22	Dark	36.500	124	The Car	2.7640	30000.	73	19203	No
142	GOM_NL__2PRFIN20051101_143957_000000372042_00111_19203_8110.N1	01-NOV-2005 14:39:57	Dark	36.500	143	Alp Hyi	2.8570	7200.0	73	19203	No
143	GOM_NL__2PRFIN20051101_144119_000000462042_00111_19203_8111.N1	01-NOV-2005 14:41:19	Dark	45.500	9	Alp Eri	0.45300	24000.	91	19203	No
144	GOM_NL__2PRFIN20051101_144439_000000132042_00111_19203_8112.N1	01-NOV-2005 14:44:39	Straylight	12.500	157	The1Eri	2.9060	9300.0	25	19203	No
145	GOM_NL__2PRFIN20051101_145240_000000442042_00111_19203_8113.N1	01-NOV-2005 14:52:40	Straylight	44.000	52	16Bet Cet	2.0370	4500.0	88	19203	No
146	GOM_NL__2PRFIN20051101_150212_000000352042_00111_19203_8114.N1	01-NOV-2005 15:02:12	Bright	35.000	140	88Gam Peg	2.8340	26000.	70	19203	No
147	GOM_NL__2PRFIN20051101_150603_000000372042_00111_19203_8115.N1	01-NOV-2005 15:06:03	Bright	36.500	58	21Alp And	2.0730	11000.	73	19203	No
148	GOM_NL__2PRFIN20051101_150729_000000372042_00111_19203_8116.N1	01-NOV-2005 15:07:29	Bright	36.500	53	43Bet And	2.0480	3300.0	73	19203	No
149	GOM_NL__2PRFIN20051101_151323_000000362042_00111_19203_8117.N1	01-NOV-2005 15:13:23	Bright	36.000	68	18Alp Cas	2.2250	4500.0	72	19203	No
150	GOM_NL__2PRFIN20051101_151433_000000352042_00111_19203_8118.N1	01-NOV-2005 15:14:33	Bright	34.500	76	27Gam Cas	2.3000	30000.	69	19203	No
151	GOM_NL__2PRFIN20051101_152238_000000352042_00111_19203_8119.N1	01-NOV-2005 15:22:38	Bright	35.000	49	1Alp UMi	1.9900	6300.0	70	19203	No
152	GOM_NL__2PRFIN20051101_152630_000000352042_00111_19203_8120.N1	01-NOV-2005 15:26:30	Bright	35.000	60	7Bet UMi	2.0810	3950.0	70	19203	No
153	GOM_NL__2PRFIN20051101_153223_000000352042_00111_19203_8121.N1	01-NOV-2005 15:32:23	Bright	35.000	32	77Eps UMa	1.7630	11000.	70	19203	No
154	GOM_NL__2PRFIN20051101_153341_000000342042_00111_19203_8122.N1	01-NOV-2005 15:33:41	Bright	33.500	39	85Eta UMa	1.8540	24000.	67	19203	No
155	GOM_NL__2PRFIN20051101_153717_000000322042_00111_19203_8123.N1	01-NOV-2005 15:37:17	Bright	32.000	152	12Alp2CVn	2.8900	11000.	64	19203	No
156	GOM_NL__2PRFIN20051101_154443_000000442042_00111_19203_8124.N1	01-NOV-2005 15:44:43	Bright	43.500	62	94Bet Leo	2.1360	9700.0	87	19203	No
157	GOM_NL__2PRFIN20051101_160323_000000412042_00111_19203_8125.N1	01-NOV-2005 16:03:23	Dark	41.000	113	Mu Vel	2.6920	5000.0	82	19203	No
158	GOM_NL__2PRFIN20051101_160659_000000362042_00112_19204_8109.N1	01-NOV-2005 16:06:59	Dark	35.500	124	The Car	2.7640	30000.	71	19204	No
159	GOM_NL__2PRFIN20051101_162033_000000392042_00112_19204_8110.N1	01-NOV-2005 16:20:33	Dark	38.500	143	Alp Hyi	2.8570	7200.0	77	19204	No
160	GOM_NL__2PRFIN20051101_162156_000000432042_00112_19204_8111.N1	01-NOV-2005 16:21:56	Dark	42.500	9	Alp Eri	0.45300	24000.	85	19204	No

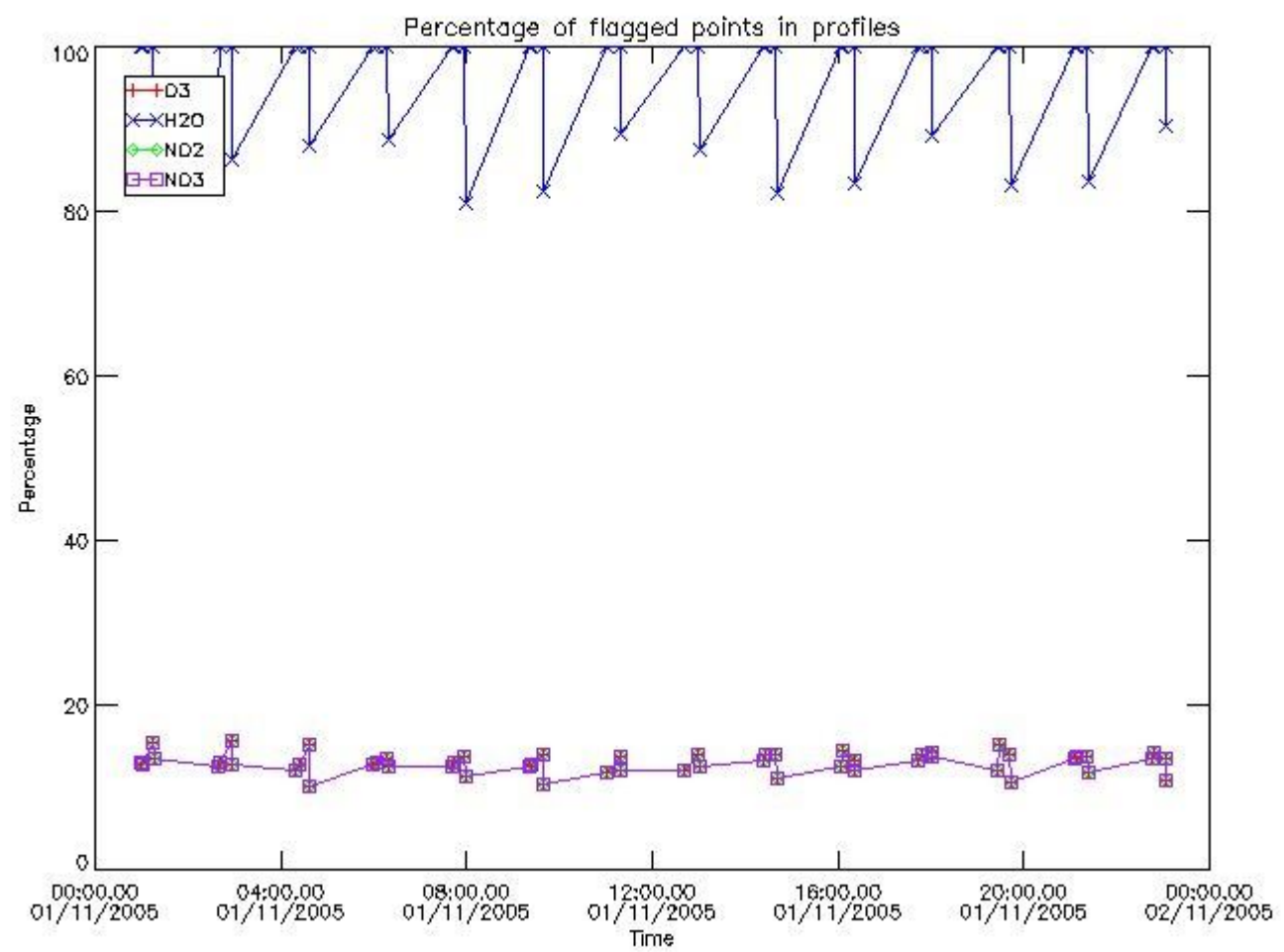
161	GOM_NL__2PRFIN20051101_162515_000000202042_00112_19204_8112.N1	01-NOV-2005 16:25:15	Straylight	19.500	157	The1Eri	2.9060	9300.0	39	19204	No
162	GOM_NL__2PRFIN20051101_163317_000000452042_00112_19204_8113.N1	01-NOV-2005 16:33:17	Straylight	44.500	52	16Bet Cet	2.0370	4500.0	89	19204	No
163	GOM_NL__2PRFIN20051101_164248_000000352042_00112_19204_8114.N1	01-NOV-2005 16:42:48	Bright	35.000	140	88Gam Peg	2.8340	26000.	70	19204	No
164	GOM_NL__2PRFIN20051101_164640_000000362042_00112_19204_8115.N1	01-NOV-2005 16:46:40	Bright	36.000	58	21Alp And	2.0730	11000.	72	19204	No
165	GOM_NL__2PRFIN20051101_164805_000000392042_00112_19204_8116.N1	01-NOV-2005 16:48:05	Bright	38.500	53	43Bet And	2.0480	3300.0	77	19204	No
166	GOM_NL__2PRFIN20051101_165358_000000372042_00112_19204_8117.N1	01-NOV-2005 16:53:58	Bright	36.500	68	18Alp Cas	2.2250	4500.0	73	19204	No
167	GOM_NL__2PRFIN20051101_165509_000000372042_00112_19204_8118.N1	01-NOV-2005 16:55:09	Bright	36.500	76	27Gam Cas	2.3000	30000.	73	19204	No
168	GOM_NL__2PRFIN20051101_170314_000000362042_00112_19204_8119.N1	01-NOV-2005 17:03:14	Bright	35.500	49	1Alp UMi	1.9900	6300.0	71	19204	No
169	GOM_NL__2PRFIN20051101_170706_000000362042_00112_19204_8120.N1	01-NOV-2005 17:07:06	Bright	36.000	60	7Bet UMi	2.0810	3950.0	72	19204	No
170	GOM_NL__2PRFIN20051101_171259_000000352042_00112_19204_8121.N1	01-NOV-2005 17:12:59	Bright	35.000	32	77Eps UMa	1.7630	11000.	70	19204	No
171	GOM_NL__2PRFIN20051101_171418_000000332042_00112_19204_8122.N1	01-NOV-2005 17:14:18	Bright	33.000	39	85Eta UMa	1.8540	24000.	66	19204	No
172	GOM_NL__2PRFIN20051101_171753_000000402042_00112_19204_8123.N1	01-NOV-2005 17:17:53	Bright	39.500	152	12Alp2CVn	2.8900	11000.	79	19204	No
173	GOM_NL__2PRFIN20051101_172519_000000362042_00112_19204_8124.N1	01-NOV-2005 17:25:19	Bright	35.500	62	94Bet Leo	2.1360	9700.0	71	19204	No
174	GOM_NL__2PRFIN20051101_174359_000000422042_00112_19204_8125.N1	01-NOV-2005 17:43:59	Dark	42.000	113	Mu Vel	2.6920	5000.0	84	19204	No
175	GOM_NL__2PRFIN20051101_174735_000000372042_00113_19205_8109.N1	01-NOV-2005 17:47:35	Dark	36.500	124	The Car	2.7640	30000.	73	19205	No
176	GOM_NL__2PRFIN20051101_180109_000000362042_00113_19205_8110.N1	01-NOV-2005 18:01:09	Dark	36.000	143	Alp Hyi	2.8570	7200.0	72	19205	No
177	GOM_NL__2PRFIN20051101_180232_000000372042_00113_19205_8111.N1	01-NOV-2005 18:02:32	Dark	37.000	9	Alp Eri	0.45300	24000.	74	19205	No
178	GOM_NL__2PRFIN20051101_180552_000000202042_00113_19205_8112.N1	01-NOV-2005 18:05:52	Straylight	20.000	157	The1Eri	2.9060	9300.0	40	19205	No
179	GOM_NL__2PRFIN20051101_181353_000000432042_00113_19205_8113.N1	01-NOV-2005 18:13:53	Straylight	43.000	52	16Bet Cet	2.0370	4500.0	86	19205	No
180	GOM_NL__2PRFIN20051101_182324_000000362042_00113_19205_8114.N1	01-NOV-2005 18:23:24	Bright	36.000	140	88Gam Peg	2.8340	26000.	72	19205	No
181	GOM_NL__2PRFIN20051101_182716_000000372042_00113_19205_8115.N1	01-NOV-2005 18:27:16	Bright	36.500	58	21Alp And	2.0730	11000.	73	19205	No
182	GOM_NL__2PRFIN20051101_182841_000000392042_00113_19205_8116.N1	01-NOV-2005 18:28:41	Bright	39.000	53	43Bet And	2.0480	3300.0	78	19205	No
183	GOM_NL__2PRFIN20051101_183434_000000382042_00113_19205_8117.N1	01-NOV-2005 18:34:34	Bright	38.000	68	18Alp Cas	2.2250	4500.0	76	19205	No
184	GOM_NL__2PRFIN20051101_183545_000000352042_00113_19205_8118.N1	01-NOV-2005 18:35:45	Bright	35.000	76	27Gam Cas	2.3000	30000.	70	19205	No
185	GOM_NL__2PRFIN20051101_184350_000000372042_00113_19205_8119.N1	01-NOV-2005 18:43:50	Bright	36.500	49	1Alp UMi	1.9900	6300.0	73	19205	No
186	GOM_NL__2PRFIN20051101_184742_000000362042_00113_19205_8120.N1	01-NOV-2005 18:47:42	Bright	36.000	60	7Bet UMi	2.0810	3950.0	72	19205	No
187	GOM_NL__2PRFIN20051101_185335_000000342042_00113_19205_8121.N1	01-NOV-2005 18:53:35	Bright	33.500	32	77Eps UMa	1.7630	11000.	67	19205	No
188	GOM_NL__2PRFIN20051101_185454_000000522042_00113_19205_8122.N1	01-NOV-2005 18:54:54	Bright	52.000	39	85Eta UMa	1.8540	24000.	104	19205	No
189	GOM_NL__2PRFIN20051101_185829_000000332042_00113_19205_8123.N1	01-NOV-2005 18:58:29	Bright	32.500	152	12Alp2CVn	2.8900	11000.	65	19205	No
190	GOM_NL__2PRFIN20051101_190556_000000362042_00113_19205_8124.N1	01-NOV-2005 19:05:56	Bright	35.500	62	94Bet Leo	2.1360	9700.0	71	19205	No
191	GOM_NL__2PRFIN20051101_192436_000000432042_00113_19205_8125.N1	01-NOV-2005 19:24:36	Dark	42.500	113	Mu Vel	2.6920	5000.0	85	19205	No
192	GOM_NL__2PRFIN20051101_192811_000000372042_00114_19206_8109.N1	01-NOV-2005 19:28:11	Dark	37.000	124	The Car	2.7640	30000.	74	19206	No
193	GOM_NL__2PRFIN20051101_194145_000000372042_00114_19206_8110.N1	01-NOV-2005 19:41:45	Dark	36.500	143	Alp Hyi	2.8570	7200.0	73	19206	No
194	GOM_NL__2PRFIN20051101_194308_000000482042_00114_19206_8111.N1	01-NOV-2005 19:43:08	Dark	48.000	9	Alp Eri	0.45300	24000.	96	19206	No
195	GOM_NL__2PRFIN20051101_194628_000000272042_00114_19206_8112.N1	01-NOV-2005 19:46:28	Straylight	27.000	157	The1Eri	2.9060	9300.0	54	19206	No
196	GOM_NL__2PRFIN20051101_195429_000000432042_00114_19206_8113.N1	01-NOV-2005 19:54:29	Straylight	42.500	52	16Bet Cet	2.0370	4500.0	85	19206	No
197	GOM_NL__2PRFIN20051101_200400_000000362042_00114_19206_8114.N1	01-NOV-2005 20:04:00	Bright	36.000	140	88Gam Peg	2.8340	26000.	72	19206	No
198	GOM_NL__2PRFIN20051101_200752_000000372042_00114_19206_8115.N1	01-NOV-2005 20:07:52	Bright	37.000	58	21Alp And	2.0730	11000.	74	19206	No
199	GOM_NL__2PRFIN20051101_200917_000000372042_00114_19206_8116.N1	01-NOV-2005 20:09:17	Bright	37.000	53	43Bet And	2.0480	3300.0	74	19206	No
200	GOM_NL__2PRFIN20051101_201510_000000382042_00114_19206_8117.N1	01-NOV-2005 20:15:10	Bright	37.500	68	18Alp Cas	2.2250	4500.0	75	19206	No
201	GOM_NL__2PRFIN20051101_201621_000000362042_00114_19206_8118.N1	01-NOV-2005 20:16:21	Bright	36.000	76	27Gam Cas	2.3000	30000.	72	19206	No
202	GOM_NL__2PRFIN20051101_202426_000000362042_00114_19206_8119.N1	01-NOV-2005 20:24:26	Bright	35.500	49	1Alp UMi	1.9900	6300.0	71	19206	No
203	GOM_NL__2PRFIN20051101_202818_000000372042_00114_19206_8120.N1	01-NOV-2005 20:28:18	Bright	36.500	60	7Bet UMi	2.0810	3950.0	73	19206	No
204	GOM_NL__2PRFIN20051101_203411_000000372042_00114_19206_8121.N1	01-NOV-2005 20:34:11	Bright	37.000	32	77Eps UMa	1.7630	11000.	74	19206	No
205	GOM_NL__2PRFIN20051101_203530_000000352042_00114_19206_8122.N1	01-NOV-2005 20:35:30	Bright	35.000	39	85Eta UMa	1.8540	24000.	70	19206	No
206	GOM_NL__2PRFIN20051101_203905_000000342042_00114_19206_8123.N1	01-NOV-2005 20:39:05	Bright	34.000	152	12Alp2CVn	2.8900	11000.	68	19206	No
207	GOM_NL__2PRFIN20051101_204632_000000482042_00114_19206_8124.N1	01-NOV-2005 20:46:32	Bright	48.000	62	94Bet Leo	2.1360	9700.0	96	19206	No
208	GOM_NL__2PRFIN20051101_210512_000000382042_00114_19206_8125.N1	01-NOV-2005 21:05:12	Dark	37.500	113	Mu Vel	2.6920	5000.0	75	19206	No
209	GOM_NL__2PRFIN20051101_210847_000000372042_00115_19207_8109.N1	01-NOV-2005 21:08:47	Dark	37.000	124	The Car	2.7640	30000.	74	19207	No
210	GOM_NL__2PRFIN20051101_212221_000000372042_00115_19207_8110.N1	01-NOV-2005 21:22:21	Dark	37.000	143	Alp Hyi	2.8570	7200.0	74	19207	No
211	GOM_NL__2PRFIN20051101_212344_000000432042_00115_19207_8111.N1	01-NOV-2005 21:23:44	Dark	43.000	9	Alp Eri	0.45300	24000.	86	19207	No
212	GOM_NL__2PRFIN20051101_212704_000000272042_00115_19207_8112.N1	01-NOV-2005 21:27:04	Straylight	27.000	157	The1Eri	2.9060	9300.0	54	19207	No
213	GOM_NL__2PRFIN20051101_213505_000000452042_00115_19207_8113.N1	01-NOV-2005 21:35:05	Straylight	44.500	52	16Bet Cet	2.0370	4500.0	89	19207	No
214	GOM_NL__2PRFIN20051101_214436_000000362042_00115_19207_8114.N1	01-NOV-2005 21:44:36	Bright	35.500	140	88Gam Peg	2.8340	26000.	71	19207	No
215	GOM_NL__2PRFIN20051101_214828_000000372042_00115_19207_8115.N1	01-NOV-2005 21:48:28	Bright	37.000	58	21Alp And	2.0730	11000.	74	19207	No
216	GOM_NL__2PRFIN20051101_214953_000000372042_00115_19207_8116.N1	01-NOV-2005 21:49:53	Bright	36.500	53	43Bet And	2.0480	3300.0	73	19207	No
217	GOM_NL__2PRFIN20051101_215546_000000362042_00115_19207_8117.N1	01-NOV-2005 21:55:46	Bright	35.500	68	18Alp Cas	2.2250	4500.0	71	19207	No
218	GOM_NL__2PRFIN20051101_215657_000000352042_00115_19207_8118.N1	01-NOV-2005 21:56:57	Bright	35.000	76	27Gam Cas	2.3000	30000.	70	19207	No
219	GOM_NL__2PRFIN20051101_220502_000000362042_00115_19207_8119.N1	01-NOV-2005 22:05:02	Bright	35.500	49	1Alp UMi	1.9900	6300.0	71	19207	No

220	GOM_NL__2PRFIN20051101_220854_000000332042_00115_19207_8120.N1	01-NOV-2005 22:08:54	Bright	33.000	60	7Bet UMi	2.0810	3950.0	66	19207	No
221	GOM_NL__2PRFIN20051101_221447_000000522042_00115_19207_8121.N1	01-NOV-2005 22:14:47	Bright	52.000	32	77Eps UMa	1.7630	11000.	104	19207	No
222	GOM_NL__2PRFIN20051101_221606_000000362042_00115_19207_8122.N1	01-NOV-2005 22:16:06	Bright	36.000	39	85Eta UMa	1.8540	24000.	72	19207	No
223	GOM_NL__2PRFIN20051101_222708_000000442042_00115_19207_8123.N1	01-NOV-2005 22:27:08	Bright	43.500	62	94Bet Leo	2.1360	9700.0	87	19207	No
224	GOM_NL__2PRFIN20051101_224548_000000382042_00115_19207_8124.N1	01-NOV-2005 22:45:48	Dark	38.000	113	Mu Vel	2.6920	5000.0	76	19207	No
225	GOM_NL__2PRFIN20051101_224923_000000362042_00116_19208_8109.N1	01-NOV-2005 22:49:23	Dark	36.000	124	The Car	2.7640	30000.	72	19208	No
226	GOM_NL__2PRFIN20051101_230257_000000382042_00116_19208_8110.N1	01-NOV-2005 23:02:57	Dark	37.500	143	Alp Hyi	2.8570	7200.0	75	19208	No
227	GOM_NL__2PRFIN20051101_230420_000000482042_00116_19208_8111.N1	01-NOV-2005 23:04:20	Dark	47.500	9	Alp Eri	0.45300	24000.	95	19208	No
228	GOM_NL__2PRFIN20051101_230740_000000342042_00116_19208_8112.N1	01-NOV-2005 23:07:40	Straylight	34.000	157	The1Eri	2.9060	9300.0	68	19208	No
229	GOM_NL__2PRFIN20051101_231541_000000442042_00116_19208_8113.N1	01-NOV-2005 23:15:41	Straylight	43.500	52	16Bet Cet	2.0370	4500.0	87	19208	No
230	GOM_NL__2PRFIN20051101_232513_000000362042_00116_19208_8114.N1	01-NOV-2005 23:25:13	Bright	35.500	140	88Gam Peg	2.8340	26000.	71	19208	No
231	GOM_NL__2PRFIN20051101_232904_000000362042_00116_19208_8115.N1	01-NOV-2005 23:29:04	Bright	35.500	58	21Alp And	2.0730	11000.	71	19208	No
232	GOM_NL__2PRFIN20051101_233028_000000392042_00116_19208_8116.N1	01-NOV-2005 23:30:28	Bright	38.500	53	43Bet And	2.0480	3300.0	77	19208	No
233	GOM_NL__2PRFIN20051101_233622_000000342042_00116_19208_8117.N1	01-NOV-2005 23:36:22	Bright	33.500	68	18Alp Cas	2.2250	4500.0	67	19208	No
234	GOM_NL__2PRFIN20051101_233733_000000342042_00116_19208_8118.N1	01-NOV-2005 23:37:33	Bright	33.500	76	27Gam Cas	2.3000	30000.	67	19208	No
235	GOM_NL__2PRFIN20051101_234538_000000322042_00116_19208_8119.N1	01-NOV-2005 23:45:38	Bright	32.000	49	1Alp UMi	1.9900	6300.0	64	19208	No
236	GOM_NL__2PRFIN20051101_234930_000000372042_00116_19208_8120.N1	01-NOV-2005 23:49:30	Bright	36.500	60	7Bet UMi	2.0810	3950.0	73	19208	No
237	GOM_NL__2PRFIN20051101_235523_000000342042_00116_19208_8121.N1	01-NOV-2005 23:55:23	Bright	33.500	32	77Eps UMa	1.7630	11000.	67	19208	No
238	GOM_NL__2PRFIN20051101_235642_000000342042_00116_19208_8122.N1	01-NOV-2005 23:56:42	Bright	34.000	39	85Eta UMa	1.8540	24000.	68	19208	No

3. Quality information per product

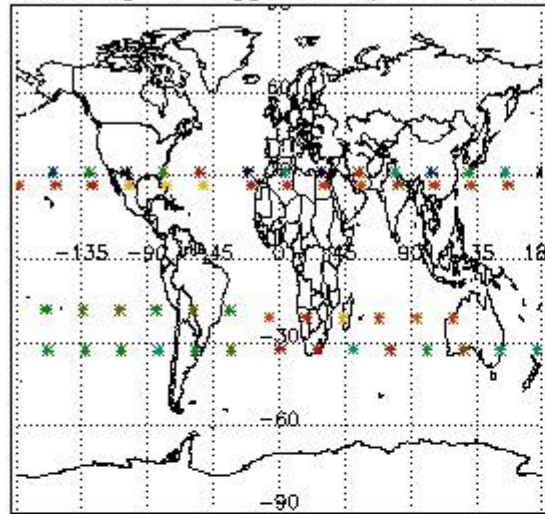
In this section it is plotted some information contained in the Quality Summary data set of the level 2 products. Only products in dark limb conditions and without errors (error flag in the MPH set to "0") are used.

3.1 Plot quality information per product (time dependant)

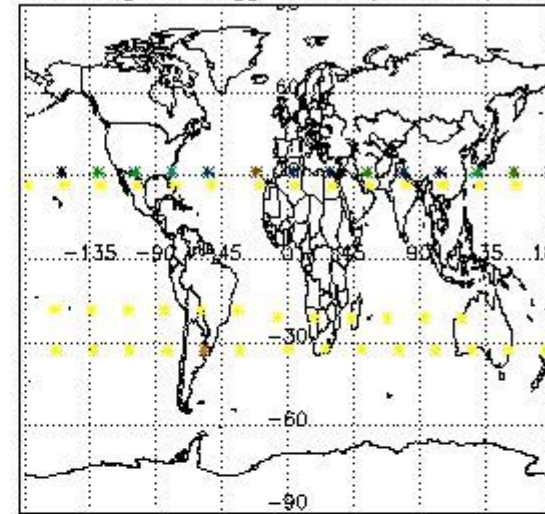


3.2 Plot quality information per product (world map)

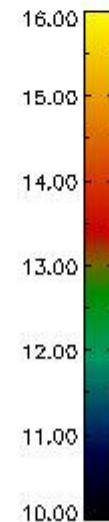
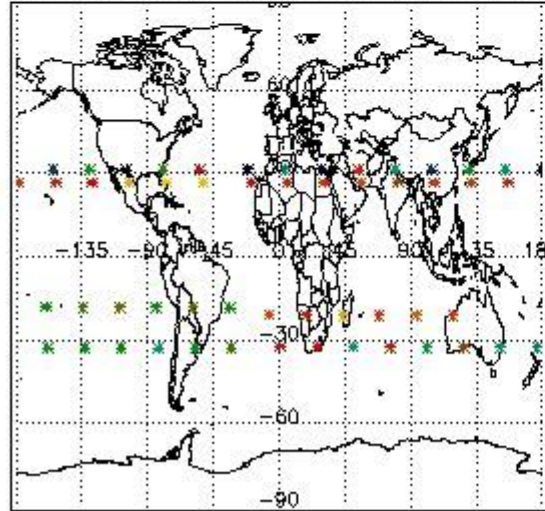
Percentage of flagged data per O3 profile



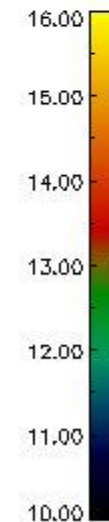
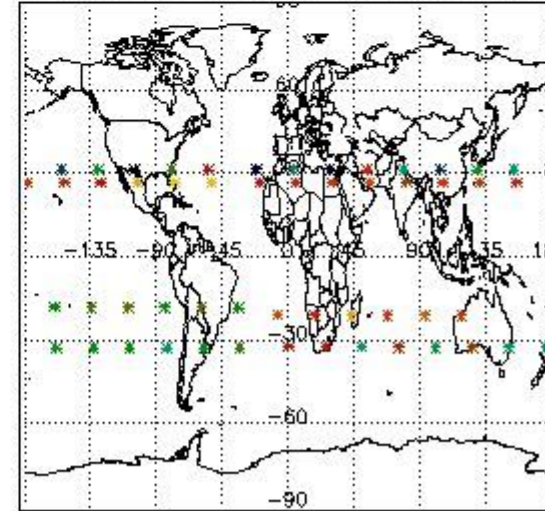
Percentage of flagged data per H2O profile



Percentage of flagged data per NO2 profile



Percentage of flagged data per NO3 profile

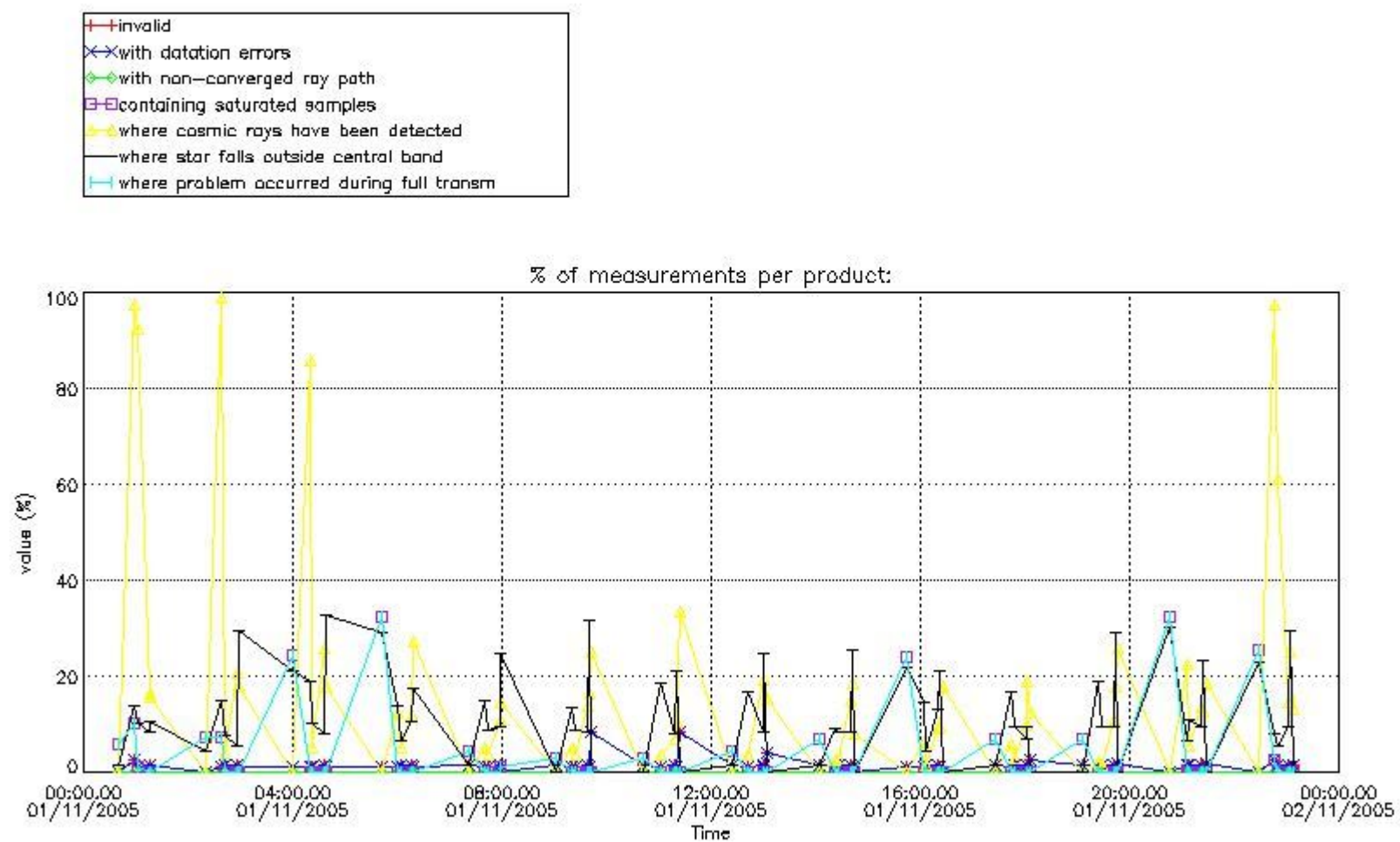


4. Level 1 quality information per product

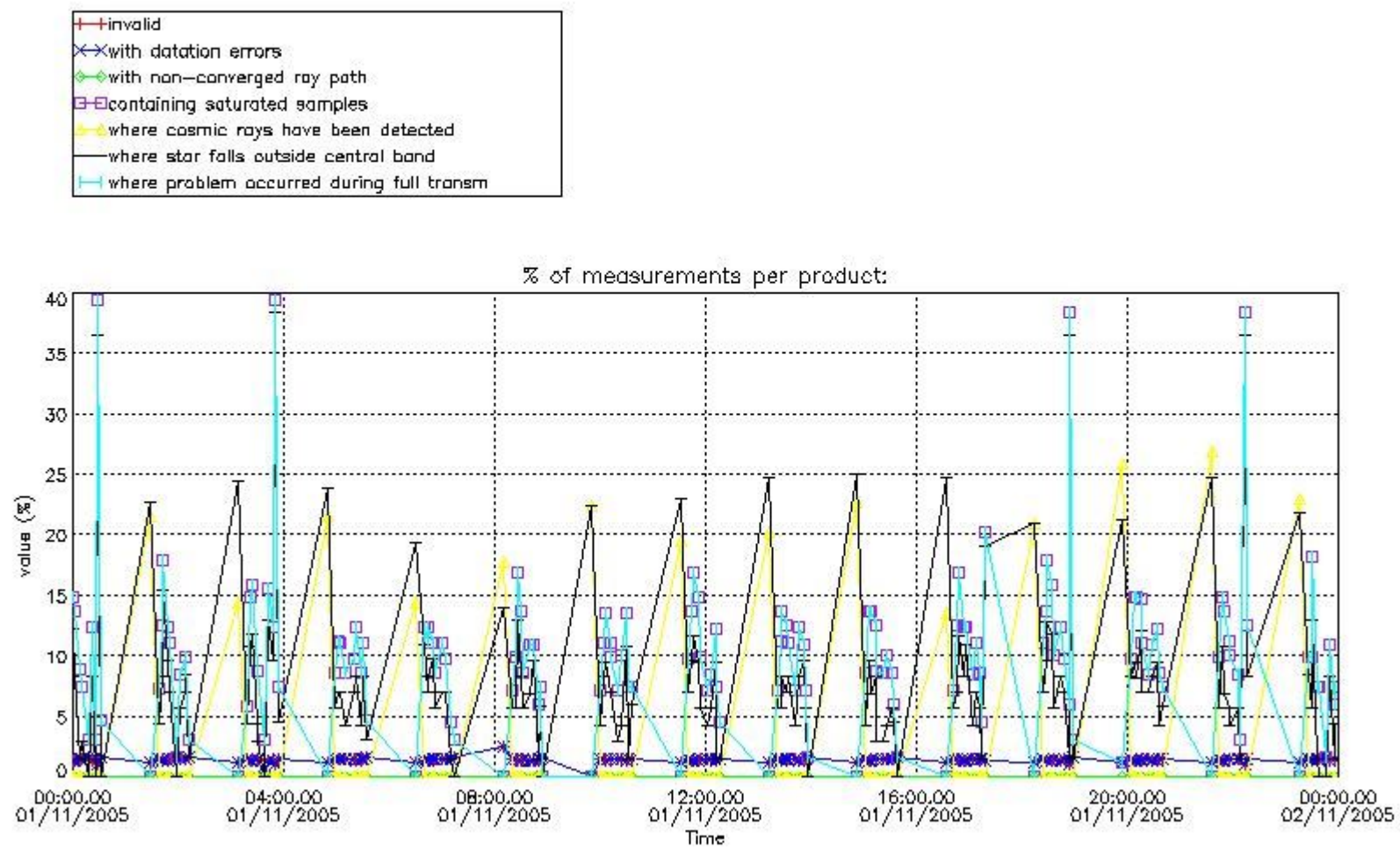
In this section it is plotted some information contained in the Quality Summary data set of the level 2 products that comes from the level 1b processing. Products without errors (error flag in the MPH set to "0") are used.

4.1 Plot quality information per product (time dependant) coming from level 1b processing

4.1.1 Plot level 1 quality information per product (time dependant): ENVISAT ASCENDING passes



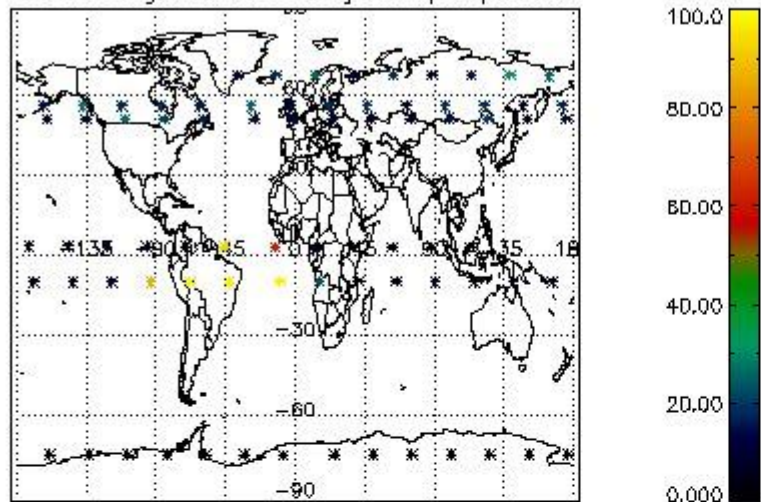
4.1.2 Plot level 1 quality information per product (time dependant): ENVI SAT DESCENDING passes



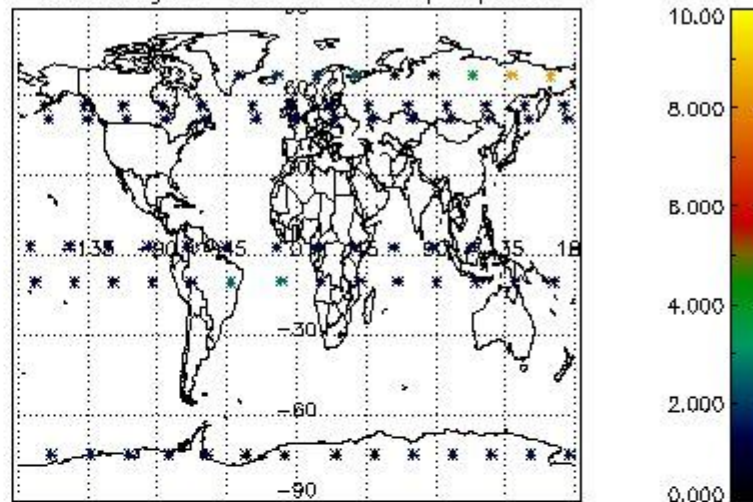
4.2 Plot quality information per product coming from level 1b processing (world map)

4.2.1 Plot level 1 quality information per product (world map): ENVISAT ASCENDING passes

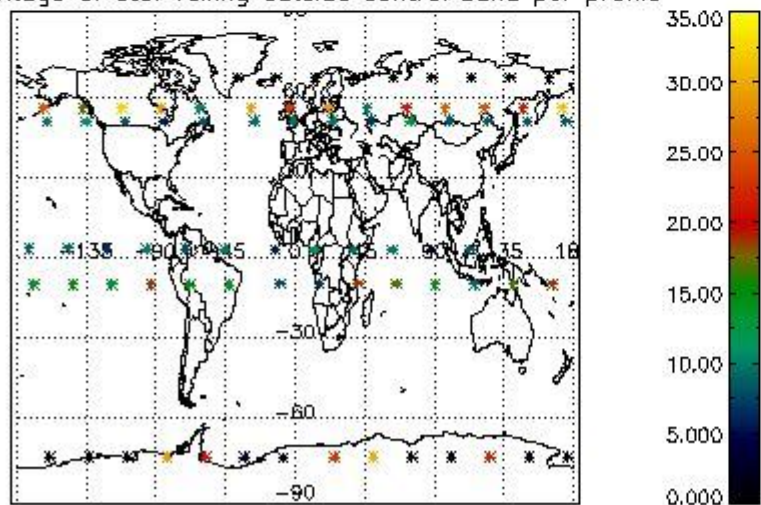
Percentage of cosmic ray hits per profile



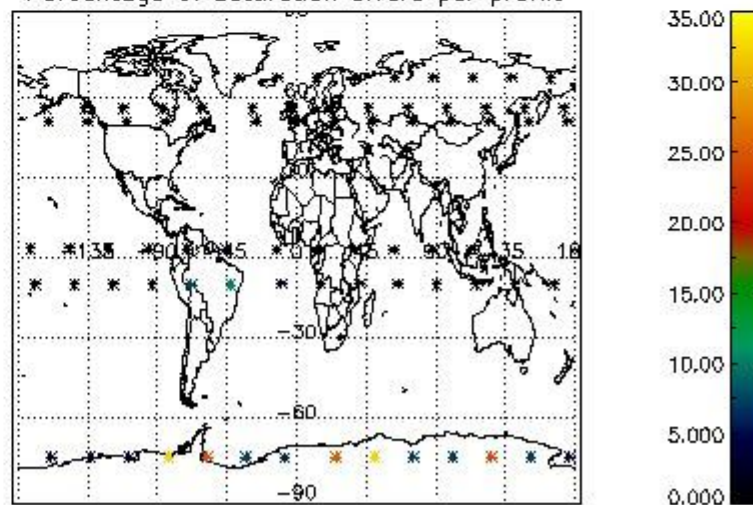
Percentage of datation errors per profile



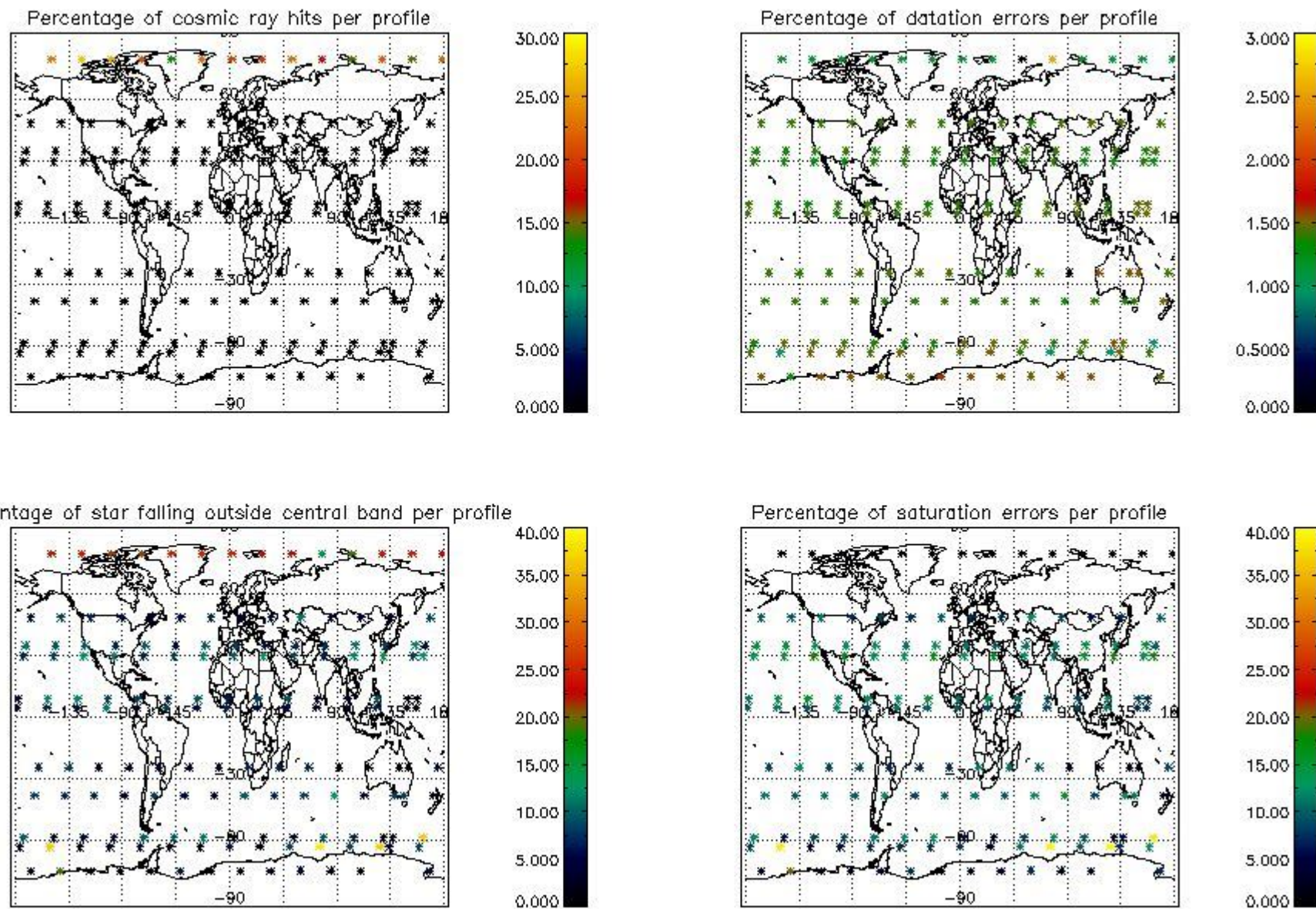
Percentage of star falling outside central band per profile



Percentage of saturation errors per profile



4.2.2 Plot level 1 quality information per product (world map): ENVISAT DESCENDING passes



5. Trace gas profiles

5.1 Ozone statistics based on quality of products

The final quality of the products can be "measured" using the STD (Standard Deviation) attached to every point profile. This information is written to the parameter GOM_NL__2P/NL_LOCAL_SPECIES_DENSITY/o3_std of the level 2 products. The table below shows the statistics for given STD ranges.

The statistics are given with respect to the overall valid production:

- Products without fatal errors: GOM_NL__2P/MPH/PRODUCT_ERR=0
- Valid point profile: GOM_NL__2P/NL_LOCAL_SPECIES_DENSITY/pcd(0)=0

The 'Criteria' is applied to valid points of dark limb products:

- Products in dark limb illumination condition: GOM_NL__2P/NL_SUMMARY_QUALITY/obs_ill_cond=0
- Products without fatal errors: GOM_NL__2P/MPH/PRODUCT_ERR=0
- Valid point profile: GOM_NL__2P/NL_LOCAL_SPECIES_DENSITY/pcd(0)=0

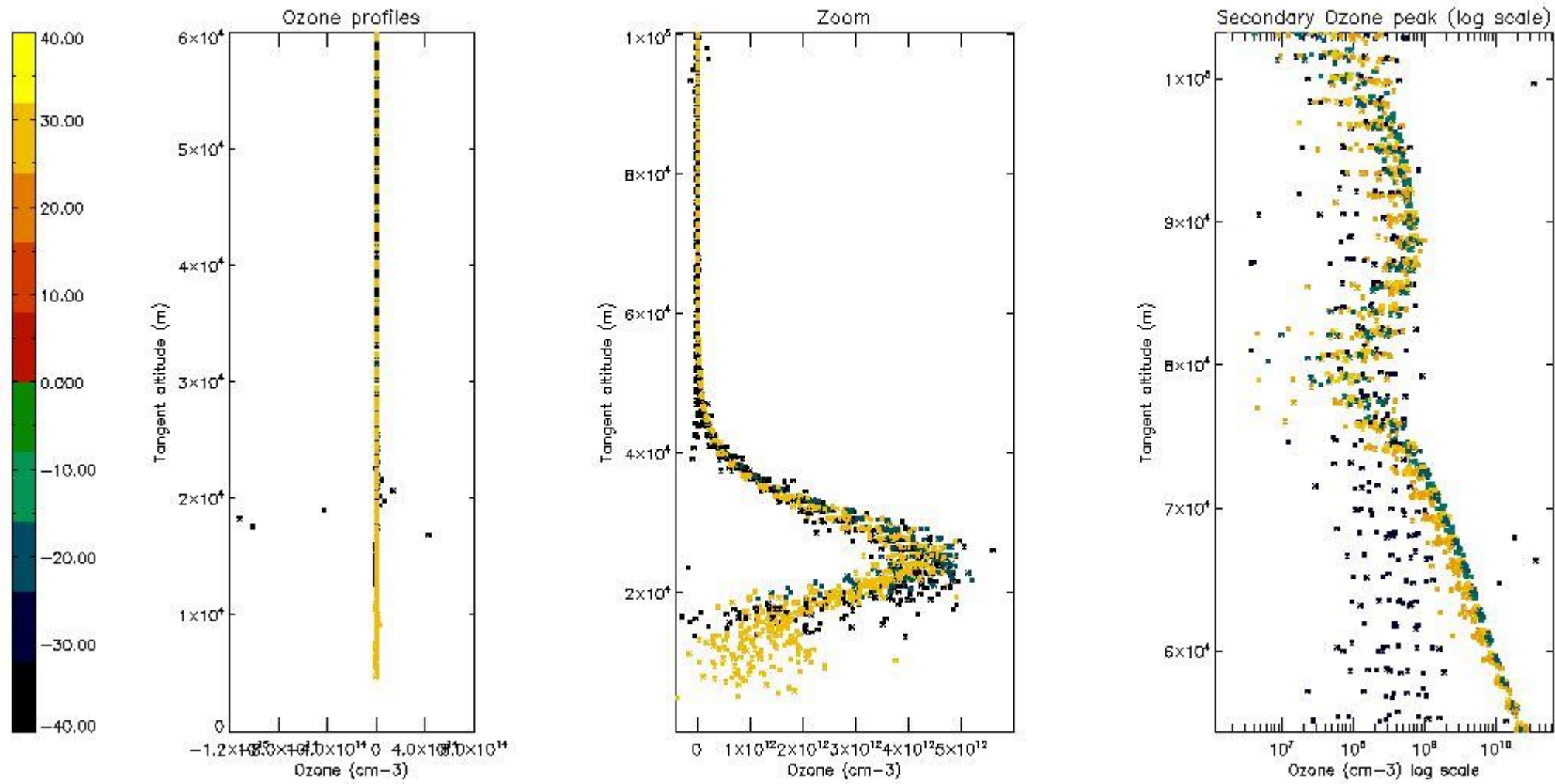
So, the table below shows the percentage of dark limb and valid observations for each criteria with respect to the overall valid daily observations.

Criteria	% of total production
All STD	26
STD < 20	15

STD < 10	11
STD < 5	7

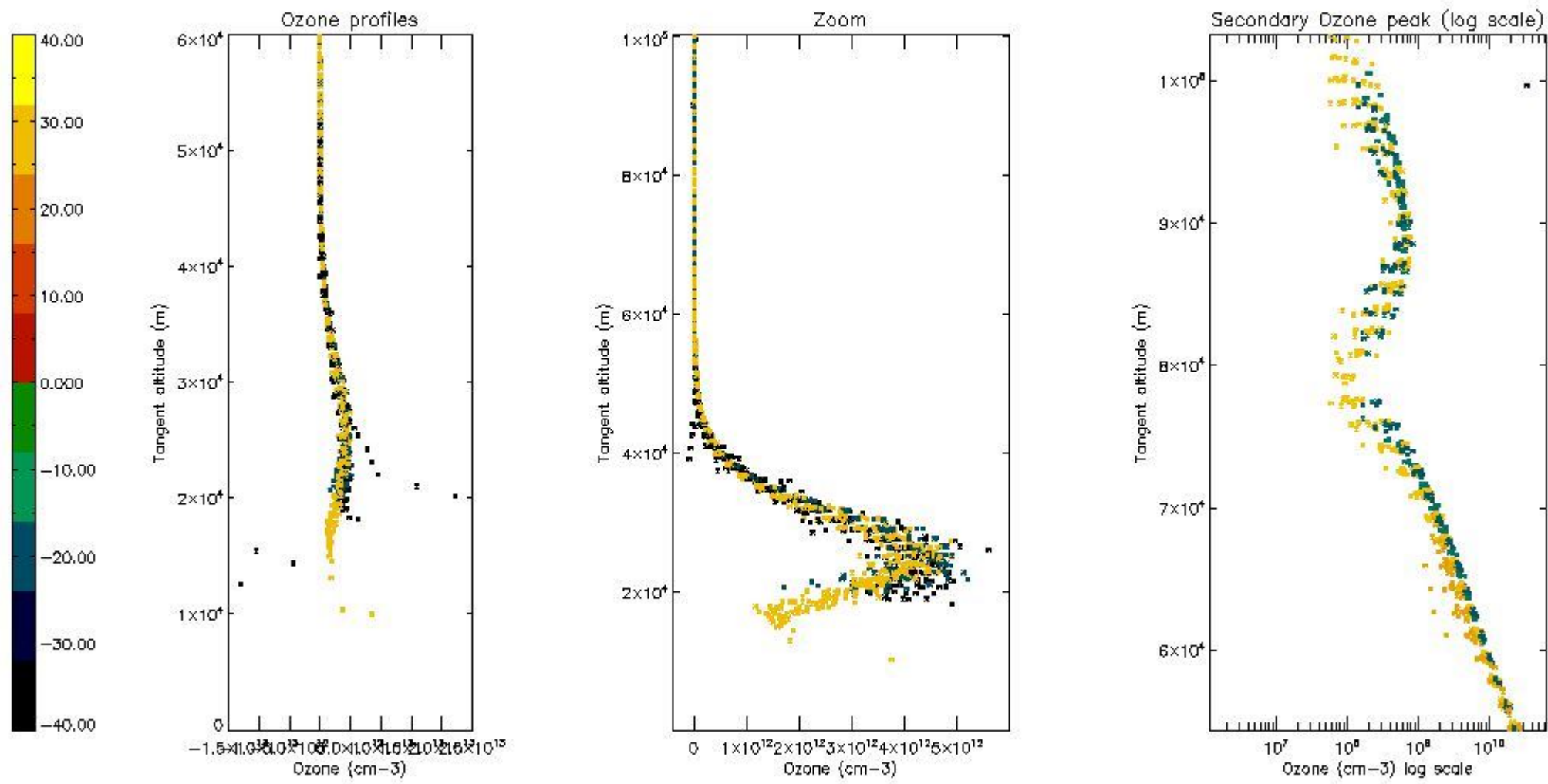
5.2 Plot ozone profiles for all STD (dark without errors)

The colorbar represents the latitude.



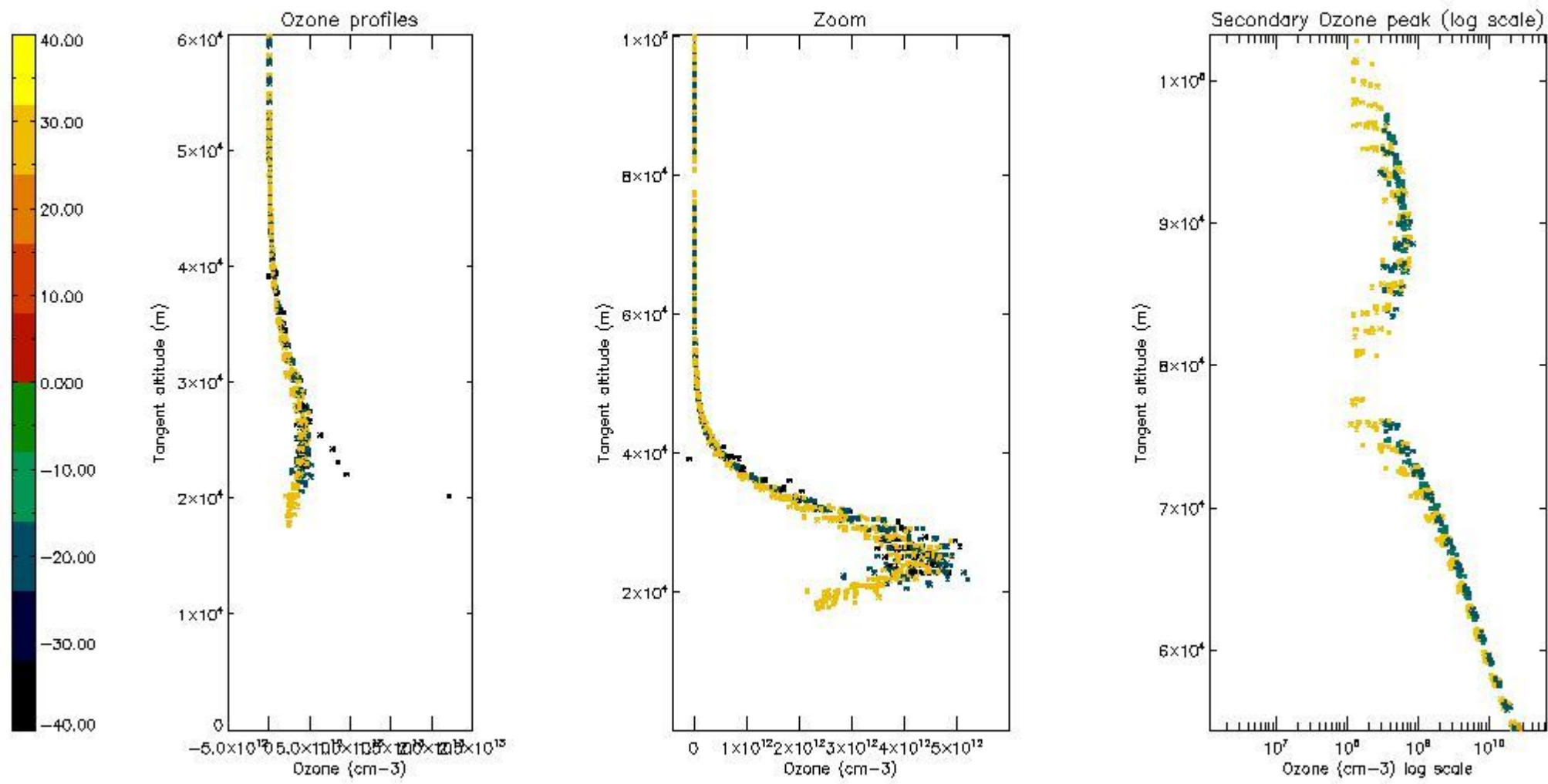
5.3 Plot ozone profiles where STD < 20% (dark without errors)

The colorbar represents the latitude.



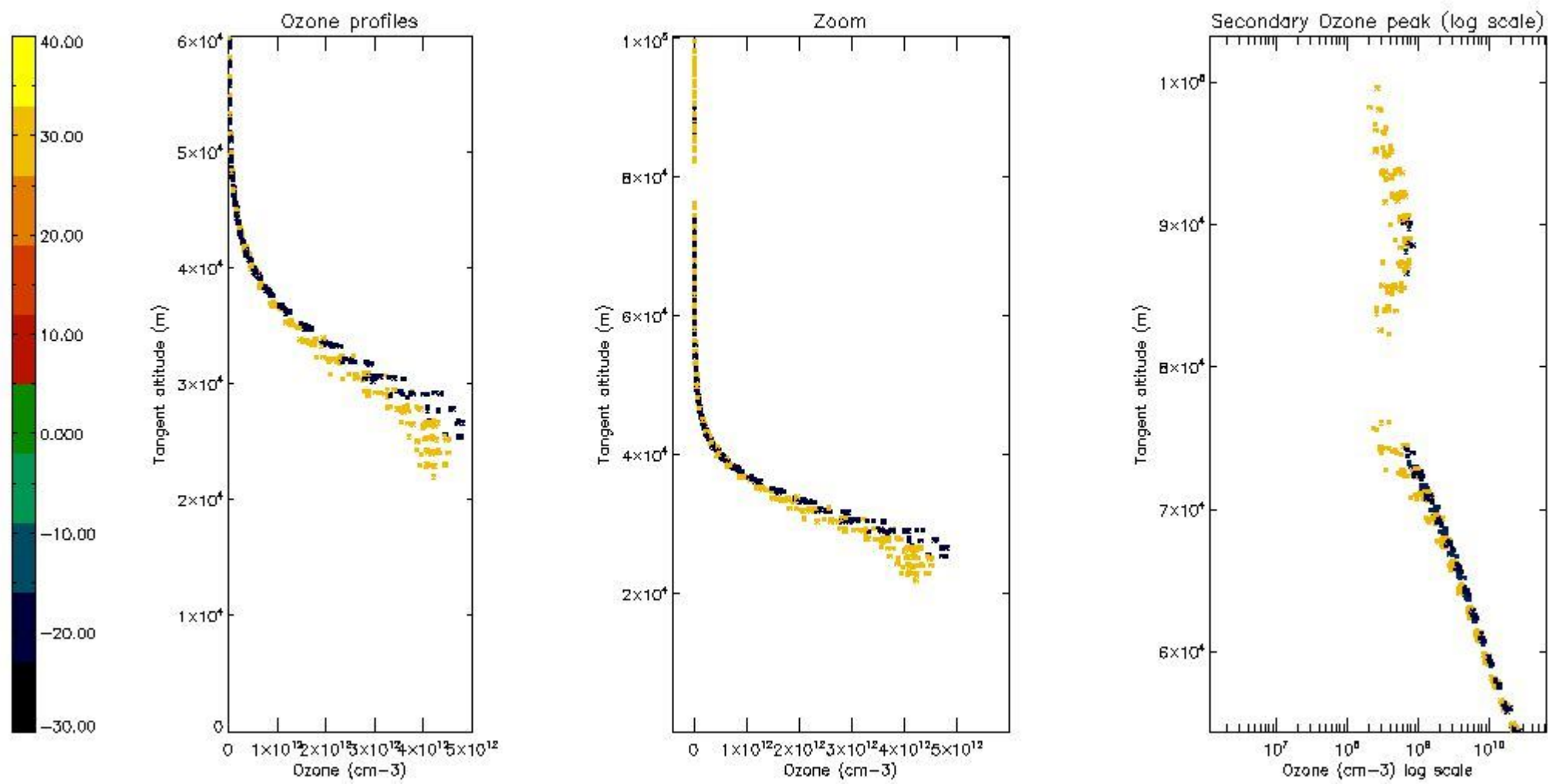
5.4 Plot ozone profiles where STD < 10% (dark without errors)

The colorbar represents the latitude.



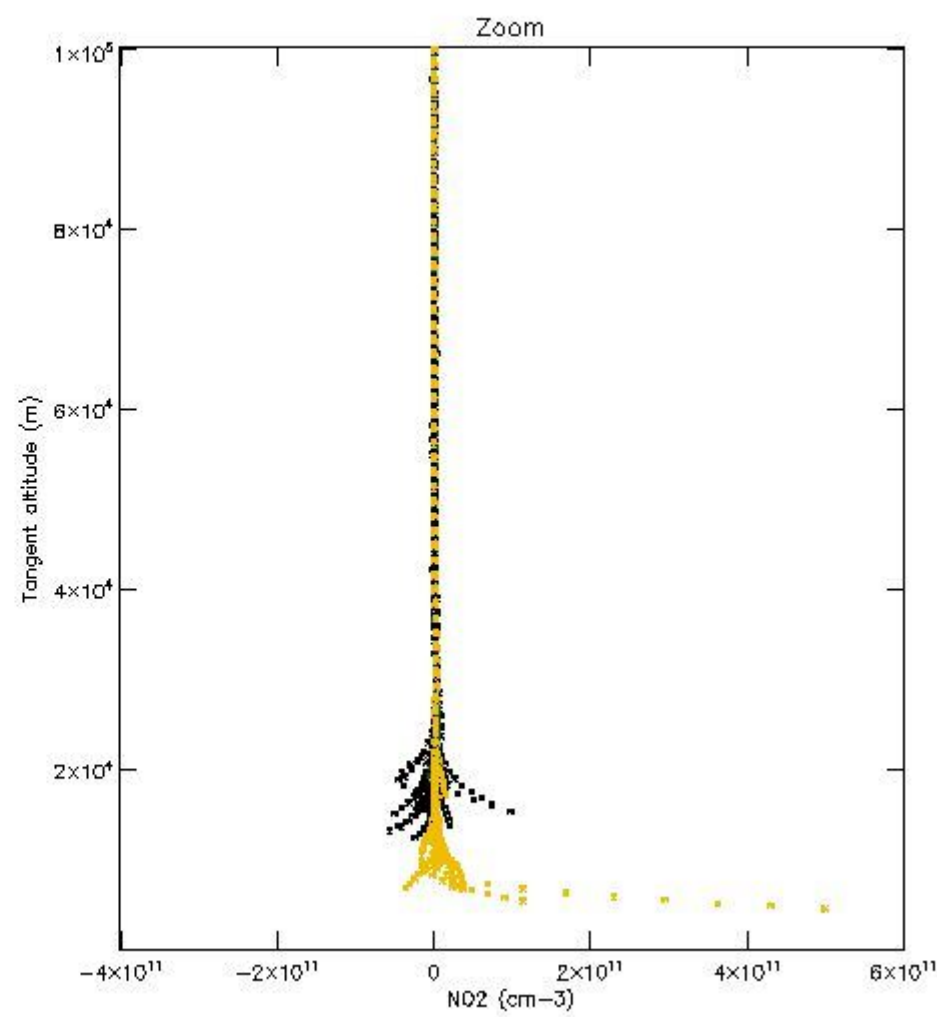
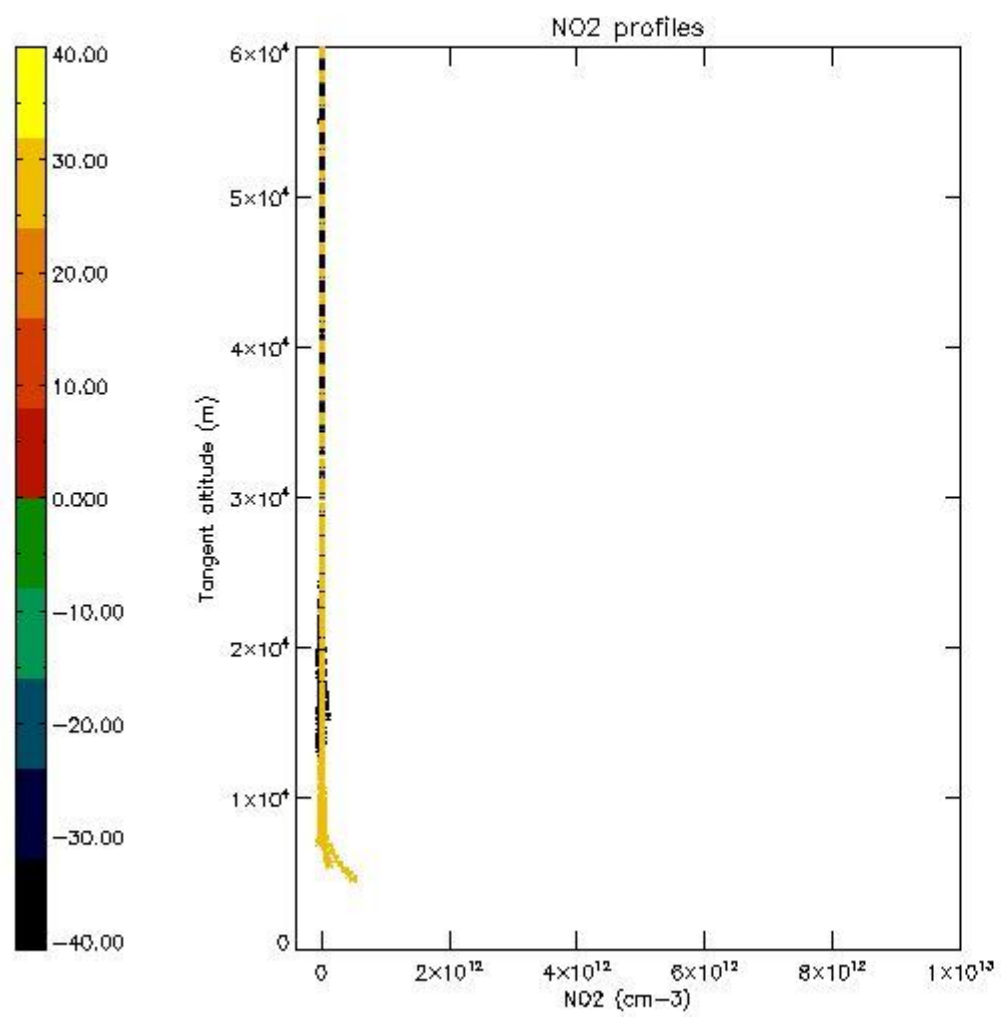
5.5 Plot ozone profiles where STD < 5% (dark without errors)

The colorbar represents the latitude.



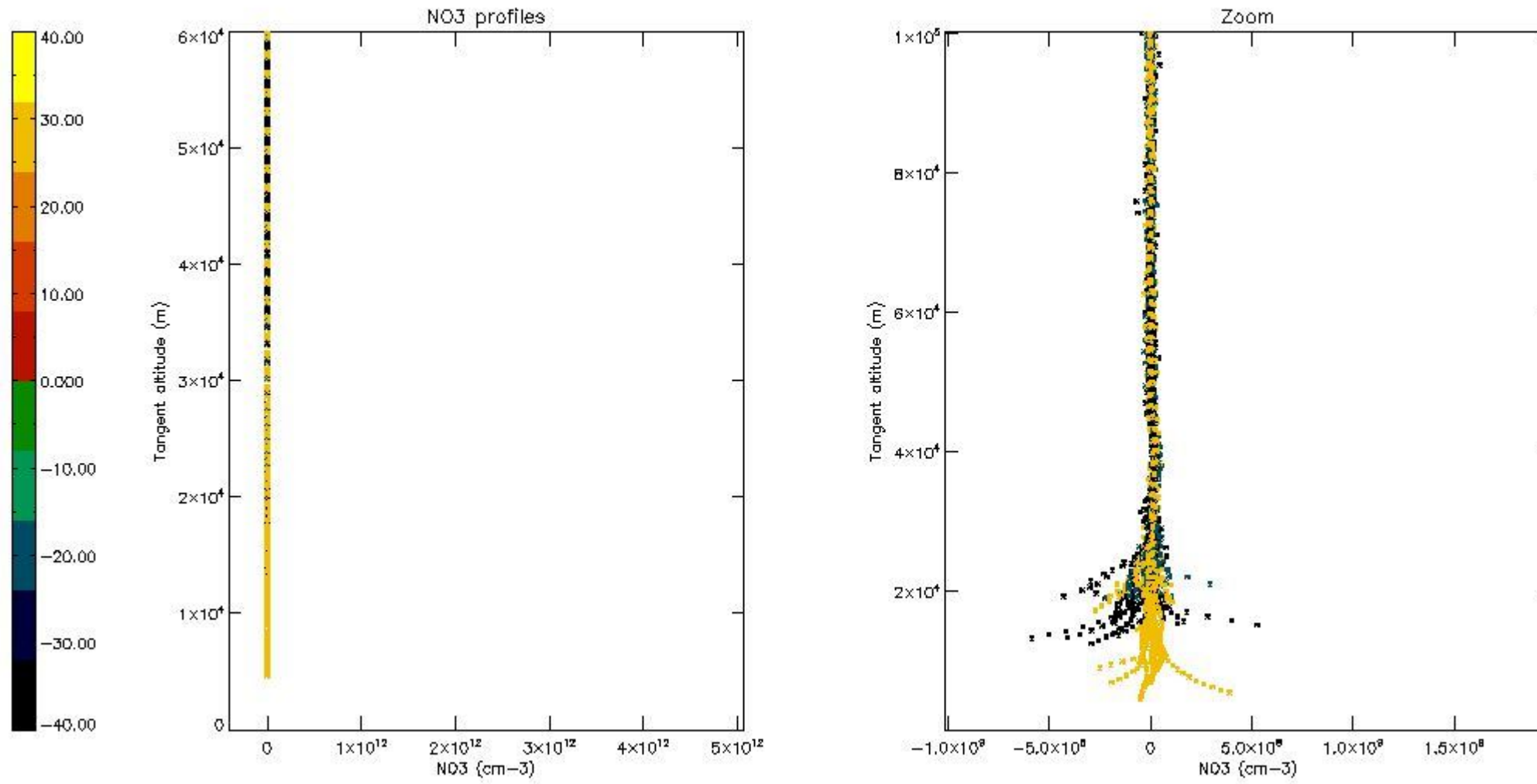
5.6 Plot NO₂ profiles for all STD (dark without errors)

The colorbar represents the latitude.



5.7 Plot NO3 profiles for all STD (dark without errors)

The colorbar represents the latitude.



6. Auxiliary Data Files used for the production reported in section 2

The number reported in the third column indicates since which file (see list in section 2) the corresponding auxiliary file has been used. The fourth column is the date of those product files.

Type	Auxiliary Filename	Used since product	Used since product date
INST_PHYS_CHARACTERISTICS	GOM_INS_AXVIEC20091111_143220_20030716_120000_20500101_000000	1	01-NOV-2005 00:00:38
LEVEL-2_PROC_CONFIG	GOM_PR2_AXVIEC20091111_152718_20020301_000000_20500101_000000	1	01-NOV-2005 00:00:38
CROSS_SECTIONS_FILE	GOM_CRS_AXVIEC20091111_154832_20020301_000000_20500101_000000	1	01-NOV-2005 00:00:38

GOMOS Level 2 Daily Report

SUMMARY

[1. General Info](#)

[2. Summary of processed GOM_NL_2P products](#)

[3. Level 2 Quality information per product](#)

[3.1 Plot of level 2 quality information per product \(time dependant\)](#)

[3.2 Plot of level 2 quality information per product \(world map\)](#)

[4. Level 1 Quality information per product \(stored on level 2 products\)](#)

[4.1 Plot of level 1 quality information per product \(time dependant\)](#)

[4.1.1 Plot of level 1 quality information per product \(time dependant\): ASCENDING](#)

[4.1.2 Plot of level 1 quality information per product \(time dependant\): DESCENDING](#)

[4.2 Plot of level 1 quality information per product \(world map\)](#)

[4.2.1 Plot of level 1 quality information per product \(world map\): ASCENDING](#)

[4.2.2 Plot of level 1 quality information per product \(world map\): DESCENDING](#)

[5. Ozone profiles based on quality statistics and other trace gas profiles](#)

[5.1 Ozone statistics based on quality of products](#)

[5.2 Plot ozone profiles for all STD \(dark without errors\)](#)

[5.3 Plot ozone profiles where STD < 20% \(dark without errors\)](#)

[5.4. Plot ozone profiles where STD < 10% \(dark without errors\)](#)

[5.5. Plot ozone profiles where STD < 5% \(dark without errors\)](#)

[5.6 Plot NO2 profiles for all STD \(dark without errors\)](#)

[5.7 Plot NO3 profiles for all STD \(dark without errors\)](#)

[5.8 Plot H2O profiles \(only for occultations of stars 1,2,3,4,13,14,16,26,63 dark without errors\) for all STD](#)

[6. Auxiliary Data Files used for the production reported in section 2](#)

This report presents the daily analysis on parameters extracted from GOMOS level 2 data (GOM_NL__2P). It is intended to monitor some important parameters that will impact the quality of these products. A list of level 2 products (and content) that have arrived during the reporting day to the PCF is also given.

Item	Value
Time of report generation	18APR2013 12:12:10
Data source version	GOMOS/6.01
Start time of products	01-11-2005 (01NOV2005 00:00:00)
Stop time of products	02-11-2005 (02NOV2005 00:00:00)
Store outputs in DB	Yes
Nb of level 2 prods	238
Nb of prods with errors	0

2. Summary of processed GOM_NL__2P products.

Nr	Filename	UTC Start time	Limb	Duration	Star Id	Star Name	Star Mag	Star Temp	Nb Meas	Orbit	Prod. error
1	GOM_NL__2PRFIN20051101_000038_000000372042_00102_19194_8094.N1	01-NOV-2005 00:00:38	Bright	37.000	58	21Alp And	2.0730	11000.	74	19194	No
2	GOM_NL__2PRFIN20051101_000206_000000372042_00102_19194_8095.N1	01-NOV-2005 00:02:06	Bright	36.500	53	43Bet And	2.0480	3300.0	73	19194	No
3	GOM_NL__2PRFIN20051101_000759_000000342042_00102_19194_8096.N1	01-NOV-2005 00:07:59	Bright	34.000	68	18Alp Cas	2.2250	4500.0	68	19194	No
4	GOM_NL__2PRFIN20051101_000910_000000342042_00102_19194_8097.N1	01-NOV-2005 00:09:10	Bright	34.000	76	27Gam Cas	2.3000	30000.	68	19194	No
5	GOM_NL__2PRFIN20051101_001715_000000332042_00102_19194_8098.N1	01-NOV-2005 00:17:15	Bright	32.500	49	1Alp UMi	1.9900	6300.0	65	19194	No
6	GOM_NL__2PRFIN20051101_002105_000000372042_00102_19194_8099.N1	01-NOV-2005 00:21:05	Bright	36.500	60	7Bet UMi	2.0810	3950.0	73	19194	No
7	GOM_NL__2PRFIN20051101_002659_000000332042_00102_19194_8100.N1	01-NOV-2005 00:26:59	Bright	32.500	32	77Eps UMa	1.7630	11000.	65	19194	No
8	GOM_NL__2PRFIN20051101_002816_000000522042_00102_19194_8101.N1	01-NOV-2005 00:28:16	Bright	52.000	39	85Eta UMa	1.8540	24000.	104	19194	No
9	GOM_NL__2PRFIN20051101_003153_000000322042_00102_19194_8102.N1	01-NOV-2005 00:31:53	Bright	32.000	152	12Alp2CVn	2.8900	11000.	64	19194	No
10	GOM_NL__2PRFIN20051101_003917_000000342042_00102_19194_8103.N1	01-NOV-2005 00:39:17	Bright	34.000	62	94Bet Leo	2.1360	9700.0	68	19194	No
11	GOM_NL__2PRFIN20051101_005756_000000402042_00102_19194_8104.N1	01-NOV-2005 00:57:56	Dark	39.500	113	Mu Vel	2.6920	5000.0	79	19194	No
12	GOM_NL__2PRFIN20051101_010141_000000402042_00103_19195_8089.N1	01-NOV-2005 01:01:41	Dark	40.000	91	Kap Vel	2.4900	26000.	80	19195	No
13	GOM_NL__2PRFIN20051101_011508_000000372042_00103_19195_8090.N1	01-NOV-2005 01:15:08	Dark	36.500	143	Alp Hyi	2.8570	7200.0	73	19195	No
14	GOM_NL__2PRFIN20051101_011631_000000382042_00103_19195_8091.N1	01-NOV-2005 01:16:31	Dark	38.000	9	Alp Eri	0.45300	24000.	76	19195	No
15	GOM_NL__2PRFIN20051101_012752_000000442042_00103_19195_8092.N1	01-NOV-2005 01:27:52	Straylight	44.000	52	16Bet Cet	2.0370	4500.0	88	19195	No
16	GOM_NL__2PRFIN20051101_013723_000000352042_00103_19195_8093.N1	01-NOV-2005 01:37:23	Bright	34.500	140	88Gam Peg	2.8340	26000.	69	19195	No
17	GOM_NL__2PRFIN20051101_014114_000000362042_00103_19195_8094.N1	01-NOV-2005 01:41:14	Bright	36.000	58	21Alp And	2.0730	11000.	72	19195	No
18	GOM_NL__2PRFIN20051101_014242_000000392042_00103_19195_8095.N1	01-NOV-2005 01:42:42	Bright	39.000	53	43Bet And	2.0480	3300.0	78	19195	No
19	GOM_NL__2PRFIN20051101_014835_000000372042_00103_19195_8096.N1	01-NOV-2005 01:48:35	Bright	36.500	68	18Alp Cas	2.2250	4500.0	73	19195	No
20	GOM_NL__2PRFIN20051101_014946_000000362042_00103_19195_8097.N1	01-NOV-2005 01:49:46	Bright	36.000	76	27Gam Cas	2.3000	30000.	72	19195	No
21	GOM_NL__2PRFIN20051101_015751_000000322042_00103_19195_8098.N1	01-NOV-2005 01:57:51	Bright	32.000	49	1Alp UMi	1.9900	6300.0	64	19195	No
22	GOM_NL__2PRFIN20051101_020141_000000362042_00103_19195_8099.N1	01-NOV-2005 02:01:41	Bright	35.500	60	7Bet UMi	2.0810	3950.0	71	19195	No
23	GOM_NL__2PRFIN20051101_020734_000000362042_00103_19195_8100.N1	01-NOV-2005 02:07:34	Bright	35.500	32	77Eps UMa	1.7630	11000.	71	19195	No
24	GOM_NL__2PRFIN20051101_020852_000000362042_00103_19195_8101.N1	01-NOV-2005 02:08:52	Bright	35.500	39	85Eta UMa	1.8540	24000.	71	19195	No
25	GOM_NL__2PRFIN20051101_021228_000000322042_00103_19195_8102.N1	01-NOV-2005 02:12:28	Bright	32.000	152	12Alp2CVn	2.8900	11000.	64	19195	No
26	GOM_NL__2PRFIN20051101_021954_000000352042_00103_19195_8103.N1	01-NOV-2005 02:19:54	Bright	34.500	62	94Bet Leo	2.1360	9700.0	69	19195	No
27	GOM_NL__2PRFIN20051101_023832_000000412042_00103_19195_8104.N1	01-NOV-2005 02:38:32	Dark	40.500	113	Mu Vel	2.6920	5000.0	81	19195	No
28	GOM_NL__2PRFIN20051101_024218_000000392042_00104_19196_8089.N1	01-NOV-2005 02:42:18	Dark	39.000	91	Kap Vel	2.4900	26000.	78	19196	No
29	GOM_NL__2PRFIN20051101_025544_000000362042_00104_19196_8090.N1	01-NOV-2005 02:55:44	Dark	36.000	143	Alp Hyi	2.8570	7200.0	72	19196	No
30	GOM_NL__2PRFIN20051101_025707_000000482042_00104_19196_8091.N1	01-NOV-2005 02:57:07	Dark	47.500	9	Alp Eri	0.45300	24000.	95	19196	No
31	GOM_NL__2PRFIN20051101_030828_000000452042_00104_19196_8092.N1	01-NOV-2005 03:08:28	Straylight	45.000	52	16Bet Cet	2.0370	4500.0	90	19196	No
32	GOM_NL__2PRFIN20051101_031759_000000342042_00104_19196_8093.N1	01-NOV-2005 03:17:59	Bright	34.000	140	88Gam Peg	2.8340	26000.	68	19196	No
33	GOM_NL__2PRFIN20051101_032150_000000372042_00104_19196_8094.N1	01-NOV-2005 03:21:50	Bright	37.000	58	21Alp And	2.0730	11000.	74	19196	No
34	GOM_NL__2PRFIN20051101_032318_000000382042_00104_19196_8095.N1	01-NOV-2005 03:23:18	Bright	38.000	53	43Bet And	2.0480	3300.0	76	19196	No
35	GOM_NL__2PRFIN20051101_032911_000000352042_00104_19196_8096.N1	01-NOV-2005 03:29:11	Bright	34.500	68	18Alp Cas	2.2250	4500.0	69	19196	No
36	GOM_NL__2PRFIN20051101_033022_000000352042_00104_19196_8097.N1	01-NOV-2005 03:30:22	Bright	34.500	76	27Gam Cas	2.3000	30000.	69	19196	No
37	GOM_NL__2PRFIN20051101_033827_000000322042_00104_19196_8098.N1	01-NOV-2005 03:38:27	Bright	32.000	49	1Alp UMi	1.9900	6300.0	64	19196	No
38	GOM_NL__2PRFIN20051101_034217_000000392042_00104_19196_8099.N1	01-NOV-2005 03:42:17	Bright	38.500	60	7Bet UMi	2.0810	3950.0	77	19196	No
39	GOM_NL__2PRFIN20051101_034811_000000372042_00104_19196_8100.N1	01-NOV-2005 03:48:11	Bright	36.500	32	77Eps UMa	1.7630	11000.	73	19196	No
40	GOM_NL__2PRFIN20051101_034928_000000522042_00104_19196_8101.N1	01-NOV-2005 03:49:28	Bright	52.000	39	85Eta UMa	1.8540	24000.	104	19196	No
41	GOM_NL__2PRFIN20051101_035304_000000342042_00104_19196_8102.N1	01-NOV-2005 03:53:04	Bright	33.500	152	12Alp2CVn	2.8900	11000.	67	19196	No
42	GOM_NL__2PRFIN20051101_040030_000000432042_00104_19196_8103.N1	01-NOV-2005 04:00:30	Bright	43.000	62	94Bet Leo	2.1360	9700.0	86	19196	No

43	GOM_NL__2PRFIN20051101_041909_000000432042_00104_19196_8104.N1	01-NOV-2005 04:19:09	Dark	42.500	113	Mu Vel	2.6920	5000.0	85	19196	No
44	GOM_NL__2PRFIN20051101_042254_000000402042_00105_19197_8089.N1	01-NOV-2005 04:22:54	Dark	40.000	91	Kap Vel	2.4900	26000.	80	19197	No
45	GOM_NL__2PRFIN20051101_043620_000000372042_00105_19197_8090.N1	01-NOV-2005 04:36:20	Dark	37.000	143	Alp Hyi	2.8570	7200.0	74	19197	No
46	GOM_NL__2PRFIN20051101_043743_000000512042_00105_19197_8091.N1	01-NOV-2005 04:37:43	Dark	50.500	9	Alp Eri	0.45300	24000.	101	19197	No
47	GOM_NL__2PRFIN20051101_044904_000000442042_00105_19197_8092.N1	01-NOV-2005 04:49:04	Straylight	44.000	52	16Bet Cet	2.0370	4500.0	88	19197	No
48	GOM_NL__2PRFIN20051101_045835_000000352042_00105_19197_8093.N1	01-NOV-2005 04:58:35	Bright	35.000	140	88Gam Peg	2.8340	26000.	70	19197	No
49	GOM_NL__2PRFIN20051101_050226_000000362042_00105_19197_8094.N1	01-NOV-2005 05:02:26	Bright	35.500	58	21Alp And	2.0730	11000.	71	19197	No
50	GOM_NL__2PRFIN20051101_050354_000000362042_00105_19197_8095.N1	01-NOV-2005 05:03:54	Bright	36.000	53	43Bet And	2.0480	3300.0	72	19197	No
51	GOM_NL__2PRFIN20051101_050947_000000352042_00105_19197_8096.N1	01-NOV-2005 05:09:47	Bright	35.000	68	18Alp Cas	2.2250	4500.0	70	19197	No
52	GOM_NL__2PRFIN20051101_051058_000000352042_00105_19197_8097.N1	01-NOV-2005 05:10:58	Bright	35.000	76	27Gam Cas	2.3000	30000.	70	19197	No
53	GOM_NL__2PRFIN20051101_051903_000000362042_00105_19197_8098.N1	01-NOV-2005 05:19:03	Bright	36.000	49	1Alp UMi	1.9900	6300.0	72	19197	No
54	GOM_NL__2PRFIN20051101_052253_000000372042_00105_19197_8099.N1	01-NOV-2005 05:22:53	Bright	36.500	60	7Bet UMi	2.0810	3950.0	73	19197	No
55	GOM_NL__2PRFIN20051101_052846_000000352042_00105_19197_8100.N1	01-NOV-2005 05:28:46	Bright	35.000	32	77Eps UMa	1.7630	11000.	70	19197	No
56	GOM_NL__2PRFIN20051101_053005_000000362042_00105_19197_8101.N1	01-NOV-2005 05:30:05	Bright	36.000	39	85Eta UMa	1.8540	24000.	72	19197	No
57	GOM_NL__2PRFIN20051101_053341_000000332042_00105_19197_8102.N1	01-NOV-2005 05:33:41	Bright	32.500	152	12Alp2CVn	2.8900	11000.	65	19197	No
58	GOM_NL__2PRFIN20051101_054106_000000482042_00105_19197_8103.N1	01-NOV-2005 05:41:06	Bright	48.000	62	94Bet Leo	2.1360	9700.0	96	19197	No
59	GOM_NL__2PRFIN20051101_055945_000000402042_00105_19197_8104.N1	01-NOV-2005 05:59:45	Dark	40.000	113	Mu Vel	2.6920	5000.0	80	19197	No
60	GOM_NL__2PRFIN20051101_060331_000000392042_00106_19198_8089.N1	01-NOV-2005 06:03:31	Dark	39.000	91	Kap Vel	2.4900	26000.	78	19198	No
61	GOM_NL__2PRFIN20051101_061656_000000382042_00106_19198_8090.N1	01-NOV-2005 06:16:56	Dark	37.500	143	Alp Hyi	2.8570	7200.0	75	19198	No
62	GOM_NL__2PRFIN20051101_061819_000000412042_00106_19198_8091.N1	01-NOV-2005 06:18:19	Dark	40.500	9	Alp Eri	0.45300	24000.	81	19198	No
63	GOM_NL__2PRFIN20051101_062940_000000422042_00106_19198_8092.N1	01-NOV-2005 06:29:40	Straylight	41.500	52	16Bet Cet	2.0370	4500.0	83	19198	No
64	GOM_NL__2PRFIN20051101_063911_000000372042_00106_19198_8093.N1	01-NOV-2005 06:39:11	Bright	36.500	140	88Gam Peg	2.8340	26000.	73	19198	No
65	GOM_NL__2PRFIN20051101_064302_000000362042_00106_19198_8094.N1	01-NOV-2005 06:43:02	Bright	36.000	58	21Alp And	2.0730	11000.	72	19198	No
66	GOM_NL__2PRFIN20051101_064430_000000372042_00106_19198_8095.N1	01-NOV-2005 06:44:30	Bright	36.500	53	43Bet And	2.0480	3300.0	73	19198	No
67	GOM_NL__2PRFIN20051101_065023_000000362042_00106_19198_8096.N1	01-NOV-2005 06:50:23	Bright	36.000	68	18Alp Cas	2.2250	4500.0	72	19198	No
68	GOM_NL__2PRFIN20051101_065134_000000352042_00106_19198_8097.N1	01-NOV-2005 06:51:34	Bright	35.000	76	27Gam Cas	2.3000	30000.	70	19198	No
69	GOM_NL__2PRFIN20051101_065939_000000362042_00106_19198_8098.N1	01-NOV-2005 06:59:39	Bright	36.000	49	1Alp UMi	1.9900	6300.0	72	19198	No
70	GOM_NL__2PRFIN20051101_070329_000000362042_00106_19198_8099.N1	01-NOV-2005 07:03:29	Bright	36.000	60	7Bet UMi	2.0810	3950.0	72	19198	No
71	GOM_NL__2PRFIN20051101_070923_000000342042_00106_19198_8100.N1	01-NOV-2005 07:09:23	Bright	33.500	32	77Eps UMa	1.7630	11000.	67	19198	No
72	GOM_NL__2PRFIN20051101_071041_000000332042_00106_19198_8101.N1	01-NOV-2005 07:10:41	Bright	33.000	39	85Eta UMa	1.8540	24000.	66	19198	No
73	GOM_NL__2PRFIN20051101_071417_000000322042_00106_19198_8102.N1	01-NOV-2005 07:14:17	Bright	32.000	152	12Alp2CVn	2.8900	11000.	64	19198	No
74	GOM_NL__2PRFIN20051101_072142_000000352042_00106_19198_8103.N1	01-NOV-2005 07:21:42	Bright	34.500	62	94Bet Leo	2.1360	9700.0	69	19198	No
75	GOM_NL__2PRFIN20051101_074021_000000412042_00106_19198_8104.N1	01-NOV-2005 07:40:21	Dark	40.500	113	Mu Vel	2.6920	5000.0	81	19198	No
76	GOM_NL__2PRFIN20051101_074407_000000402042_00107_19199_8089.N1	01-NOV-2005 07:44:07	Dark	39.500	91	Kap Vel	2.4900	26000.	79	19199	No
77	GOM_NL__2PRFIN20051101_075732_000000372042_00107_19199_8090.N1	01-NOV-2005 07:57:32	Dark	37.000	143	Alp Hyi	2.8570	7200.0	74	19199	No
78	GOM_NL__2PRFIN20051101_075855_000000452042_00107_19199_8091.N1	01-NOV-2005 07:58:55	Dark	44.500	9	Alp Eri	0.45300	24000.	89	19199	No
79	GOM_NL__2PRFIN20051101_081016_000000402042_00107_19199_8092.N1	01-NOV-2005 08:10:16	Straylight	39.500	52	16Bet Cet	2.0370	4500.0	79	19199	No
80	GOM_NL__2PRFIN20051101_081947_000000352042_00107_19199_8093.N1	01-NOV-2005 08:19:47	Bright	35.000	140	88Gam Peg	2.8340	26000.	70	19199	No
81	GOM_NL__2PRFIN20051101_082339_000000362042_00107_19199_8094.N1	01-NOV-2005 08:23:39	Bright	35.500	58	21Alp And	2.0730	11000.	71	19199	No
82	GOM_NL__2PRFIN20051101_082505_000000392042_00107_19199_8095.N1	01-NOV-2005 08:25:05	Bright	38.500	53	43Bet And	2.0480	3300.0	77	19199	No
83	GOM_NL__2PRFIN20051101_083059_000000372042_00107_19199_8096.N1	01-NOV-2005 08:30:59	Bright	36.500	68	18Alp Cas	2.2250	4500.0	73	19199	No
84	GOM_NL__2PRFIN20051101_083210_000000352042_00107_19199_8097.N1	01-NOV-2005 08:32:10	Bright	35.000	76	27Gam Cas	2.3000	30000.	70	19199	No
85	GOM_NL__2PRFIN20051101_084015_000000372042_00107_19199_8098.N1	01-NOV-2005 08:40:15	Bright	36.500	49	1Alp UMi	1.9900	6300.0	73	19199	No
86	GOM_NL__2PRFIN20051101_084406_000000372042_00107_19199_8099.N1	01-NOV-2005 08:44:06	Bright	36.500	60	7Bet UMi	2.0810	3950.0	73	19199	No
87	GOM_NL__2PRFIN20051101_084959_000000342042_00107_19199_8100.N1	01-NOV-2005 08:49:59	Bright	33.500	32	77Eps UMa	1.7630	11000.	67	19199	No
88	GOM_NL__2PRFIN20051101_085117_000000342042_00107_19199_8101.N1	01-NOV-2005 08:51:17	Bright	34.000	39	85Eta UMa	1.8540	24000.	68	19199	No
89	GOM_NL__2PRFIN20051101_085453_000000312042_00107_19199_8102.N1	01-NOV-2005 08:54:53	Bright	31.000	152	12Alp2CVn	2.8900	11000.	62	19199	No
90	GOM_NL__2PRFIN20051101_090218_000000352042_00107_19199_8103.N1	01-NOV-2005 09:02:18	Bright	34.500	62	94Bet Leo	2.1360	9700.0	69	19199	No
91	GOM_NL__2PRFIN20051101_092058_000000412042_00107_19199_8104.N1	01-NOV-2005 09:20:58	Dark	40.500	113	Mu Vel	2.6920	5000.0	81	19199	No
92	GOM_NL__2PRFIN20051101_092444_000000402042_00108_19200_8089.N1	01-NOV-2005 09:24:44	Dark	40.000	91	Kap Vel	2.4900	26000.	80	19200	No
93	GOM_NL__2PRFIN20051101_093808_000000372042_00108_19200_8090.N1	01-NOV-2005 09:38:08	Dark	36.500	143	Alp Hyi	2.8570	7200.0	73	19200	No
94	GOM_NL__2PRFIN20051101_093931_000000492042_00108_19200_8091.N1	01-NOV-2005 09:39:31	Dark	49.000	9	Alp Eri	0.45300	24000.	98	19200	No
95	GOM_NL__2PRFIN20051101_094250_000000062042_00108_19200_8092.N1	01-NOV-2005 09:42:50	Straylight	6.0000	157	The1Eri	2.9060	9300.0	12	19200	No
96	GOM_NL__2PRFIN20051101_095052_000000432042_00108_19200_8093.N1	01-NOV-2005 09:50:52	Straylight	42.500	52	16Bet Cet	2.0370	4500.0	85	19200	No
97	GOM_NL__2PRFIN20051101_100023_000000352042_00108_19200_8094.N1	01-NOV-2005 10:00:23	Bright	35.000	140	88Gam Peg	2.8340	26000.	70	19200	No
98	GOM_NL__2PRFIN20051101_100415_000000362042_00108_19200_8095.N1	01-NOV-2005 10:04:15	Bright	36.000	58	21Alp And	2.0730	11000.	72	19200	No
99	GOM_NL__2PRFIN20051101_100541_000000372042_00108_19200_8096.N1	01-NOV-2005 10:05:41	Bright	37.000	53	43Bet And	2.0480	3300.0	74	19200	No
100	GOM_NL__2PRFIN20051101_101135_000000362042_00108_19200_8097.N1	01-NOV-2005 10:11:35	Bright	36.000	68	18Alp Cas	2.2250	4500.0	72	19200	No
101	GOM_NL__2PRFIN20051101_101246_000000362042_00108_19200_8098.N1	01-NOV-2005 10:12:46	Bright	35.500	76	27Gam Cas	2.3000	30000.	71	19200	No

102	GOM_NL__2PRFIN20051101_102051_000000352042_00108_19200_8099.N1	01-NOV-2005 10:20:51	Bright	35.000	49	1Alp UMi	1.9900	6300.0	70	19200	No
103	GOM_NL__2PRFIN20051101_102442_000000352042_00108_19200_8100.N1	01-NOV-2005 10:24:42	Bright	35.000	60	7Bet UMi	2.0810	3950.0	70	19200	No
104	GOM_NL__2PRFIN20051101_103035_000000372042_00108_19200_8101.N1	01-NOV-2005 10:30:35	Bright	37.000	32	77Eps UMa	1.7630	11000.	74	19200	No
105	GOM_NL__2PRFIN20051101_103153_000000342042_00108_19200_8102.N1	01-NOV-2005 10:31:53	Bright	34.000	39	85Eta UMa	1.8540	24000.	68	19200	No
106	GOM_NL__2PRFIN20051101_103529_000000342042_00108_19200_8103.N1	01-NOV-2005 10:35:29	Bright	33.500	152	12Alp2CVn	2.8900	11000.	67	19200	No
107	GOM_NL__2PRFIN20051101_104255_000000352042_00108_19200_8104.N1	01-NOV-2005 10:42:55	Bright	34.500	62	94Bet Leo	2.1360	9700.0	69	19200	No
108	GOM_NL__2PRFIN20051101_110134_000000432042_00108_19200_8105.N1	01-NOV-2005 11:01:34	Dark	43.000	113	Mu Vel	2.6920	5000.0	86	19200	No
109	GOM_NL__2PRFIN20051101_111844_000000372042_00109_19201_8109.N1	01-NOV-2005 11:18:44	Dark	37.000	143	Alp Hyi	2.8570	7200.0	74	19201	No
110	GOM_NL__2PRFIN20051101_112007_000000432042_00109_19201_8110.N1	01-NOV-2005 11:20:07	Dark	42.500	9	Alp Eri	0.45300	24000.	85	19201	No
111	GOM_NL__2PRFIN20051101_112327_000000062042_00109_19201_8111.N1	01-NOV-2005 11:23:27	Straylight	6.0000	157	The1Eri	2.9060	9300.0	12	19201	No
112	GOM_NL__2PRFIN20051101_113128_000000442042_00109_19201_8112.N1	01-NOV-2005 11:31:28	Straylight	43.500	52	16Bet Cet	2.0370	4500.0	87	19201	No
113	GOM_NL__2PRFIN20051101_114059_000000362042_00109_19201_8113.N1	01-NOV-2005 11:40:59	Bright	36.000	140	88Gam Peg	2.8340	26000.	72	19201	No
114	GOM_NL__2PRFIN20051101_114451_000000372042_00109_19201_8114.N1	01-NOV-2005 11:44:51	Bright	36.500	58	21Alp And	2.0730	11000.	73	19201	No
115	GOM_NL__2PRFIN20051101_114617_000000392042_00109_19201_8115.N1	01-NOV-2005 11:46:17	Bright	38.500	53	43Bet And	2.0480	3300.0	77	19201	No
116	GOM_NL__2PRFIN20051101_115211_000000372042_00109_19201_8116.N1	01-NOV-2005 11:52:11	Bright	37.000	68	18Alp Cas	2.2250	4500.0	74	19201	No
117	GOM_NL__2PRFIN20051101_115321_000000362042_00109_19201_8117.N1	01-NOV-2005 11:53:21	Bright	35.500	76	27Gam Cas	2.3000	30000.	71	19201	No
118	GOM_NL__2PRFIN20051101_120126_000000352042_00109_19201_8118.N1	01-NOV-2005 12:01:26	Bright	35.000	49	1Alp UMi	1.9900	6300.0	70	19201	No
119	GOM_NL__2PRFIN20051101_120518_000000362042_00109_19201_8119.N1	01-NOV-2005 12:05:18	Bright	35.500	60	7Bet UMi	2.0810	3950.0	71	19201	No
120	GOM_NL__2PRFIN20051101_121111_000000372042_00109_19201_8120.N1	01-NOV-2005 12:11:11	Bright	37.000	32	77Eps UMa	1.7630	11000.	74	19201	No
121	GOM_NL__2PRFIN20051101_121229_000000342042_00109_19201_8121.N1	01-NOV-2005 12:12:29	Bright	33.500	39	85Eta UMa	1.8540	24000.	67	19201	No
122	GOM_NL__2PRFIN20051101_121605_000000332042_00109_19201_8122.N1	01-NOV-2005 12:16:05	Bright	33.000	152	12Alp2CVn	2.8900	11000.	66	19201	No
123	GOM_NL__2PRFIN20051101_122331_000000352042_00109_19201_8123.N1	01-NOV-2005 12:23:31	Bright	35.000	62	94Bet Leo	2.1360	9700.0	70	19201	No
124	GOM_NL__2PRFIN20051101_124210_000000422042_00109_19201_8124.N1	01-NOV-2005 12:42:10	Dark	42.000	113	Mu Vel	2.6920	5000.0	84	19201	No
125	GOM_NL__2PRFIN20051101_125920_000000372042_00110_19202_8109.N1	01-NOV-2005 12:59:20	Dark	36.500	143	Alp Hyi	2.8570	7200.0	73	19202	No
126	GOM_NL__2PRFIN20051101_130043_000000452042_00110_19202_8110.N1	01-NOV-2005 13:00:43	Dark	44.500	9	Alp Eri	0.45300	24000.	89	19202	No
127	GOM_NL__2PRFIN20051101_130403_000000132042_00110_19202_8111.N1	01-NOV-2005 13:04:03	Straylight	13.000	157	The1Eri	2.9060	9300.0	26	19202	No
128	GOM_NL__2PRFIN20051101_131204_000000452042_00110_19202_8112.N1	01-NOV-2005 13:12:04	Straylight	44.500	52	16Bet Cet	2.0370	4500.0	89	19202	No
129	GOM_NL__2PRFIN20051101_132135_000000352042_00110_19202_8113.N1	01-NOV-2005 13:21:35	Bright	35.000	140	88Gam Peg	2.8340	26000.	70	19202	No
130	GOM_NL__2PRFIN20051101_132527_000000362042_00110_19202_8114.N1	01-NOV-2005 13:25:27	Bright	35.500	58	21Alp And	2.0730	11000.	71	19202	No
131	GOM_NL__2PRFIN20051101_132653_000000372042_00110_19202_8115.N1	01-NOV-2005 13:26:53	Bright	36.500	53	43Bet And	2.0480	3300.0	73	19202	No
132	GOM_NL__2PRFIN20051101_133247_000000362042_00110_19202_8116.N1	01-NOV-2005 13:32:47	Bright	36.000	68	18Alp Cas	2.2250	4500.0	72	19202	No
133	GOM_NL__2PRFIN20051101_133357_000000362042_00110_19202_8117.N1	01-NOV-2005 13:33:57	Bright	36.000	76	27Gam Cas	2.3000	30000.	72	19202	No
134	GOM_NL__2PRFIN20051101_134202_000000352042_00110_19202_8118.N1	01-NOV-2005 13:42:02	Bright	35.000	49	1Alp UMi	1.9900	6300.0	70	19202	No
135	GOM_NL__2PRFIN20051101_134554_000000372042_00110_19202_8119.N1	01-NOV-2005 13:45:54	Bright	36.500	60	7Bet UMi	2.0810	3950.0	73	19202	No
136	GOM_NL__2PRFIN20051101_135147_000000372042_00110_19202_8120.N1	01-NOV-2005 13:51:47	Bright	36.500	32	77Eps UMa	1.7630	11000.	73	19202	No
137	GOM_NL__2PRFIN20051101_135305_000000352042_00110_19202_8121.N1	01-NOV-2005 13:53:05	Bright	35.000	39	85Eta UMa	1.8540	24000.	70	19202	No
138	GOM_NL__2PRFIN20051101_135641_000000322042_00110_19202_8122.N1	01-NOV-2005 13:56:41	Bright	32.000	152	12Alp2CVn	2.8900	11000.	64	19202	No
139	GOM_NL__2PRFIN20051101_140407_000000362042_00110_19202_8123.N1	01-NOV-2005 14:04:07	Bright	35.500	62	94Bet Leo	2.1360	9700.0	71	19202	No
140	GOM_NL__2PRFIN20051101_142247_000000392042_00110_19202_8124.N1	01-NOV-2005 14:22:47	Dark	38.500	113	Mu Vel	2.6920	5000.0	77	19202	No
141	GOM_NL__2PRFIN20051101_142622_000000372042_00111_19203_8109.N1	01-NOV-2005 14:26:22	Dark	36.500	124	The Car	2.7640	30000.	73	19203	No
142	GOM_NL__2PRFIN20051101_143957_000000372042_00111_19203_8110.N1	01-NOV-2005 14:39:57	Dark	36.500	143	Alp Hyi	2.8570	7200.0	73	19203	No
143	GOM_NL__2PRFIN20051101_144119_000000462042_00111_19203_8111.N1	01-NOV-2005 14:41:19	Dark	45.500	9	Alp Eri	0.45300	24000.	91	19203	No
144	GOM_NL__2PRFIN20051101_144439_000000132042_00111_19203_8112.N1	01-NOV-2005 14:44:39	Straylight	12.500	157	The1Eri	2.9060	9300.0	25	19203	No
145	GOM_NL__2PRFIN20051101_145240_000000442042_00111_19203_8113.N1	01-NOV-2005 14:52:40	Straylight	44.000	52	16Bet Cet	2.0370	4500.0	88	19203	No
146	GOM_NL__2PRFIN20051101_150212_000000352042_00111_19203_8114.N1	01-NOV-2005 15:02:12	Bright	35.000	140	88Gam Peg	2.8340	26000.	70	19203	No
147	GOM_NL__2PRFIN20051101_150603_000000372042_00111_19203_8115.N1	01-NOV-2005 15:06:03	Bright	36.500	58	21Alp And	2.0730	11000.	73	19203	No
148	GOM_NL__2PRFIN20051101_150729_000000372042_00111_19203_8116.N1	01-NOV-2005 15:07:29	Bright	36.500	53	43Bet And	2.0480	3300.0	73	19203	No
149	GOM_NL__2PRFIN20051101_151323_000000362042_00111_19203_8117.N1	01-NOV-2005 15:13:23	Bright	36.000	68	18Alp Cas	2.2250	4500.0	72	19203	No
150	GOM_NL__2PRFIN20051101_151433_000000352042_00111_19203_8118.N1	01-NOV-2005 15:14:33	Bright	34.500	76	27Gam Cas	2.3000	30000.	69	19203	No
151	GOM_NL__2PRFIN20051101_152238_000000352042_00111_19203_8119.N1	01-NOV-2005 15:22:38	Bright	35.000	49	1Alp UMi	1.9900	6300.0	70	19203	No
152	GOM_NL__2PRFIN20051101_152630_000000352042_00111_19203_8120.N1	01-NOV-2005 15:26:30	Bright	35.000	60	7Bet UMi	2.0810	3950.0	70	19203	No
153	GOM_NL__2PRFIN20051101_153223_000000352042_00111_19203_8121.N1	01-NOV-2005 15:32:23	Bright	35.000	32	77Eps UMa	1.7630	11000.	70	19203	No
154	GOM_NL__2PRFIN20051101_153341_000000342042_00111_19203_8122.N1	01-NOV-2005 15:33:41	Bright	33.500	39	85Eta UMa	1.8540	24000.	67	19203	No
155	GOM_NL__2PRFIN20051101_153717_000000322042_00111_19203_8123.N1	01-NOV-2005 15:37:17	Bright	32.000	152	12Alp2CVn	2.8900	11000.	64	19203	No
156	GOM_NL__2PRFIN20051101_154443_000000442042_00111_19203_8124.N1	01-NOV-2005 15:44:43	Bright	43.500	62	94Bet Leo	2.1360	9700.0	87	19203	No
157	GOM_NL__2PRFIN20051101_160323_000000412042_00111_19203_8125.N1	01-NOV-2005 16:03:23	Dark	41.000	113	Mu Vel	2.6920	5000.0	82	19203	No
158	GOM_NL__2PRFIN20051101_160659_000000362042_00112_19204_8109.N1	01-NOV-2005 16:06:59	Dark	35.500	124	The Car	2.7640	30000.	71	19204	No
159	GOM_NL__2PRFIN20051101_162033_000000392042_00112_19204_8110.N1	01-NOV-2005 16:20:33	Dark	38.500	143	Alp Hyi	2.8570	7200.0	77	19204	No
160	GOM_NL__2PRFIN20051101_162156_000000432042_00112_19204_8111.N1	01-NOV-2005 16:21:56	Dark	42.500	9	Alp Eri	0.45300	24000.	85	19204	No

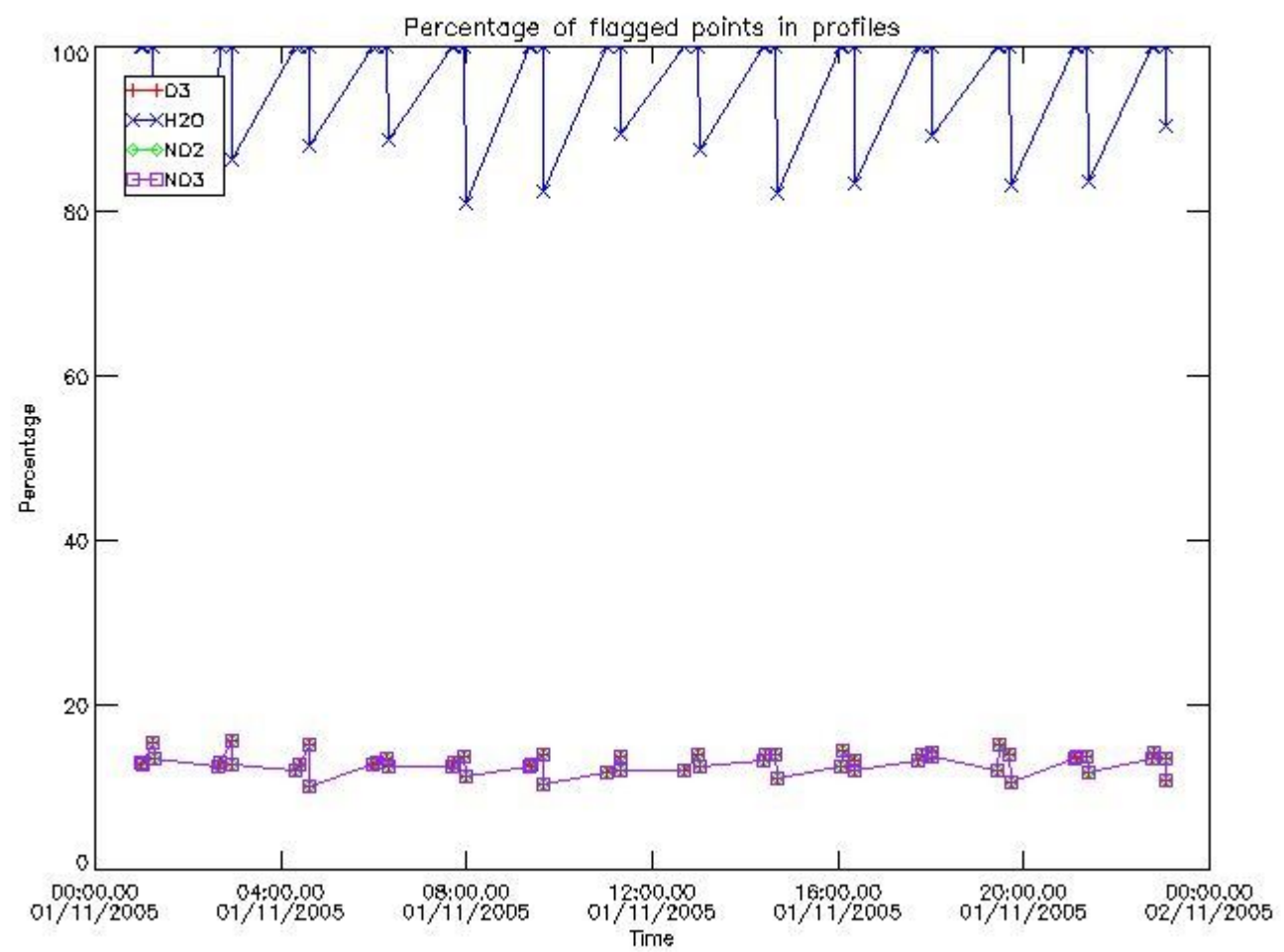
161	GOM_NL__2PRFIN20051101_162515_000000202042_00112_19204_8112.N1	01-NOV-2005 16:25:15	Straylight	19.500	157	The1Eri	2.9060	9300.0	39	19204	No
162	GOM_NL__2PRFIN20051101_163317_000000452042_00112_19204_8113.N1	01-NOV-2005 16:33:17	Straylight	44.500	52	16Bet Cet	2.0370	4500.0	89	19204	No
163	GOM_NL__2PRFIN20051101_164248_000000352042_00112_19204_8114.N1	01-NOV-2005 16:42:48	Bright	35.000	140	88Gam Peg	2.8340	26000.	70	19204	No
164	GOM_NL__2PRFIN20051101_164640_000000362042_00112_19204_8115.N1	01-NOV-2005 16:46:40	Bright	36.000	58	21Alp And	2.0730	11000.	72	19204	No
165	GOM_NL__2PRFIN20051101_164805_000000392042_00112_19204_8116.N1	01-NOV-2005 16:48:05	Bright	38.500	53	43Bet And	2.0480	3300.0	77	19204	No
166	GOM_NL__2PRFIN20051101_165358_000000372042_00112_19204_8117.N1	01-NOV-2005 16:53:58	Bright	36.500	68	18Alp Cas	2.2250	4500.0	73	19204	No
167	GOM_NL__2PRFIN20051101_165509_000000372042_00112_19204_8118.N1	01-NOV-2005 16:55:09	Bright	36.500	76	27Gam Cas	2.3000	30000.	73	19204	No
168	GOM_NL__2PRFIN20051101_170314_000000362042_00112_19204_8119.N1	01-NOV-2005 17:03:14	Bright	35.500	49	1Alp UMi	1.9900	6300.0	71	19204	No
169	GOM_NL__2PRFIN20051101_170706_000000362042_00112_19204_8120.N1	01-NOV-2005 17:07:06	Bright	36.000	60	7Bet UMi	2.0810	3950.0	72	19204	No
170	GOM_NL__2PRFIN20051101_171259_000000352042_00112_19204_8121.N1	01-NOV-2005 17:12:59	Bright	35.000	32	77Eps UMa	1.7630	11000.	70	19204	No
171	GOM_NL__2PRFIN20051101_171418_000000332042_00112_19204_8122.N1	01-NOV-2005 17:14:18	Bright	33.000	39	85Eta UMa	1.8540	24000.	66	19204	No
172	GOM_NL__2PRFIN20051101_171753_000000402042_00112_19204_8123.N1	01-NOV-2005 17:17:53	Bright	39.500	152	12Alp2CVn	2.8900	11000.	79	19204	No
173	GOM_NL__2PRFIN20051101_172519_000000362042_00112_19204_8124.N1	01-NOV-2005 17:25:19	Bright	35.500	62	94Bet Leo	2.1360	9700.0	71	19204	No
174	GOM_NL__2PRFIN20051101_174359_000000422042_00112_19204_8125.N1	01-NOV-2005 17:43:59	Dark	42.000	113	Mu Vel	2.6920	5000.0	84	19204	No
175	GOM_NL__2PRFIN20051101_174735_000000372042_00113_19205_8109.N1	01-NOV-2005 17:47:35	Dark	36.500	124	The Car	2.7640	30000.	73	19205	No
176	GOM_NL__2PRFIN20051101_180109_000000362042_00113_19205_8110.N1	01-NOV-2005 18:01:09	Dark	36.000	143	Alp Hyi	2.8570	7200.0	72	19205	No
177	GOM_NL__2PRFIN20051101_180232_000000372042_00113_19205_8111.N1	01-NOV-2005 18:02:32	Dark	37.000	9	Alp Eri	0.45300	24000.	74	19205	No
178	GOM_NL__2PRFIN20051101_180552_000000202042_00113_19205_8112.N1	01-NOV-2005 18:05:52	Straylight	20.000	157	The1Eri	2.9060	9300.0	40	19205	No
179	GOM_NL__2PRFIN20051101_181353_000000432042_00113_19205_8113.N1	01-NOV-2005 18:13:53	Straylight	43.000	52	16Bet Cet	2.0370	4500.0	86	19205	No
180	GOM_NL__2PRFIN20051101_182324_000000362042_00113_19205_8114.N1	01-NOV-2005 18:23:24	Bright	36.000	140	88Gam Peg	2.8340	26000.	72	19205	No
181	GOM_NL__2PRFIN20051101_182716_000000372042_00113_19205_8115.N1	01-NOV-2005 18:27:16	Bright	36.500	58	21Alp And	2.0730	11000.	73	19205	No
182	GOM_NL__2PRFIN20051101_182841_000000392042_00113_19205_8116.N1	01-NOV-2005 18:28:41	Bright	39.000	53	43Bet And	2.0480	3300.0	78	19205	No
183	GOM_NL__2PRFIN20051101_183434_000000382042_00113_19205_8117.N1	01-NOV-2005 18:34:34	Bright	38.000	68	18Alp Cas	2.2250	4500.0	76	19205	No
184	GOM_NL__2PRFIN20051101_183545_000000352042_00113_19205_8118.N1	01-NOV-2005 18:35:45	Bright	35.000	76	27Gam Cas	2.3000	30000.	70	19205	No
185	GOM_NL__2PRFIN20051101_184350_000000372042_00113_19205_8119.N1	01-NOV-2005 18:43:50	Bright	36.500	49	1Alp UMi	1.9900	6300.0	73	19205	No
186	GOM_NL__2PRFIN20051101_184742_000000362042_00113_19205_8120.N1	01-NOV-2005 18:47:42	Bright	36.000	60	7Bet UMi	2.0810	3950.0	72	19205	No
187	GOM_NL__2PRFIN20051101_185335_000000342042_00113_19205_8121.N1	01-NOV-2005 18:53:35	Bright	33.500	32	77Eps UMa	1.7630	11000.	67	19205	No
188	GOM_NL__2PRFIN20051101_185454_000000522042_00113_19205_8122.N1	01-NOV-2005 18:54:54	Bright	52.000	39	85Eta UMa	1.8540	24000.	104	19205	No
189	GOM_NL__2PRFIN20051101_185829_000000332042_00113_19205_8123.N1	01-NOV-2005 18:58:29	Bright	32.500	152	12Alp2CVn	2.8900	11000.	65	19205	No
190	GOM_NL__2PRFIN20051101_190556_000000362042_00113_19205_8124.N1	01-NOV-2005 19:05:56	Bright	35.500	62	94Bet Leo	2.1360	9700.0	71	19205	No
191	GOM_NL__2PRFIN20051101_192436_000000432042_00113_19205_8125.N1	01-NOV-2005 19:24:36	Dark	42.500	113	Mu Vel	2.6920	5000.0	85	19205	No
192	GOM_NL__2PRFIN20051101_192811_000000372042_00114_19206_8109.N1	01-NOV-2005 19:28:11	Dark	37.000	124	The Car	2.7640	30000.	74	19206	No
193	GOM_NL__2PRFIN20051101_194145_000000372042_00114_19206_8110.N1	01-NOV-2005 19:41:45	Dark	36.500	143	Alp Hyi	2.8570	7200.0	73	19206	No
194	GOM_NL__2PRFIN20051101_194308_000000482042_00114_19206_8111.N1	01-NOV-2005 19:43:08	Dark	48.000	9	Alp Eri	0.45300	24000.	96	19206	No
195	GOM_NL__2PRFIN20051101_194628_000000272042_00114_19206_8112.N1	01-NOV-2005 19:46:28	Straylight	27.000	157	The1Eri	2.9060	9300.0	54	19206	No
196	GOM_NL__2PRFIN20051101_195429_000000432042_00114_19206_8113.N1	01-NOV-2005 19:54:29	Straylight	42.500	52	16Bet Cet	2.0370	4500.0	85	19206	No
197	GOM_NL__2PRFIN20051101_200400_000000362042_00114_19206_8114.N1	01-NOV-2005 20:04:00	Bright	36.000	140	88Gam Peg	2.8340	26000.	72	19206	No
198	GOM_NL__2PRFIN20051101_200752_000000372042_00114_19206_8115.N1	01-NOV-2005 20:07:52	Bright	37.000	58	21Alp And	2.0730	11000.	74	19206	No
199	GOM_NL__2PRFIN20051101_200917_000000372042_00114_19206_8116.N1	01-NOV-2005 20:09:17	Bright	37.000	53	43Bet And	2.0480	3300.0	74	19206	No
200	GOM_NL__2PRFIN20051101_201510_000000382042_00114_19206_8117.N1	01-NOV-2005 20:15:10	Bright	37.500	68	18Alp Cas	2.2250	4500.0	75	19206	No
201	GOM_NL__2PRFIN20051101_201621_000000362042_00114_19206_8118.N1	01-NOV-2005 20:16:21	Bright	36.000	76	27Gam Cas	2.3000	30000.	72	19206	No
202	GOM_NL__2PRFIN20051101_202426_000000362042_00114_19206_8119.N1	01-NOV-2005 20:24:26	Bright	35.500	49	1Alp UMi	1.9900	6300.0	71	19206	No
203	GOM_NL__2PRFIN20051101_202818_000000372042_00114_19206_8120.N1	01-NOV-2005 20:28:18	Bright	36.500	60	7Bet UMi	2.0810	3950.0	73	19206	No
204	GOM_NL__2PRFIN20051101_203411_000000372042_00114_19206_8121.N1	01-NOV-2005 20:34:11	Bright	37.000	32	77Eps UMa	1.7630	11000.	74	19206	No
205	GOM_NL__2PRFIN20051101_203530_000000352042_00114_19206_8122.N1	01-NOV-2005 20:35:30	Bright	35.000	39	85Eta UMa	1.8540	24000.	70	19206	No
206	GOM_NL__2PRFIN20051101_203905_000000342042_00114_19206_8123.N1	01-NOV-2005 20:39:05	Bright	34.000	152	12Alp2CVn	2.8900	11000.	68	19206	No
207	GOM_NL__2PRFIN20051101_204632_000000482042_00114_19206_8124.N1	01-NOV-2005 20:46:32	Bright	48.000	62	94Bet Leo	2.1360	9700.0	96	19206	No
208	GOM_NL__2PRFIN20051101_210512_000000382042_00114_19206_8125.N1	01-NOV-2005 21:05:12	Dark	37.500	113	Mu Vel	2.6920	5000.0	75	19206	No
209	GOM_NL__2PRFIN20051101_210847_000000372042_00115_19207_8109.N1	01-NOV-2005 21:08:47	Dark	37.000	124	The Car	2.7640	30000.	74	19207	No
210	GOM_NL__2PRFIN20051101_212221_000000372042_00115_19207_8110.N1	01-NOV-2005 21:22:21	Dark	37.000	143	Alp Hyi	2.8570	7200.0	74	19207	No
211	GOM_NL__2PRFIN20051101_212344_000000432042_00115_19207_8111.N1	01-NOV-2005 21:23:44	Dark	43.000	9	Alp Eri	0.45300	24000.	86	19207	No
212	GOM_NL__2PRFIN20051101_212704_000000272042_00115_19207_8112.N1	01-NOV-2005 21:27:04	Straylight	27.000	157	The1Eri	2.9060	9300.0	54	19207	No
213	GOM_NL__2PRFIN20051101_213505_000000452042_00115_19207_8113.N1	01-NOV-2005 21:35:05	Straylight	44.500	52	16Bet Cet	2.0370	4500.0	89	19207	No
214	GOM_NL__2PRFIN20051101_214436_000000362042_00115_19207_8114.N1	01-NOV-2005 21:44:36	Bright	35.500	140	88Gam Peg	2.8340	26000.	71	19207	No
215	GOM_NL__2PRFIN20051101_214828_000000372042_00115_19207_8115.N1	01-NOV-2005 21:48:28	Bright	37.000	58	21Alp And	2.0730	11000.	74	19207	No
216	GOM_NL__2PRFIN20051101_214953_000000372042_00115_19207_8116.N1	01-NOV-2005 21:49:53	Bright	36.500	53	43Bet And	2.0480	3300.0	73	19207	No
217	GOM_NL__2PRFIN20051101_215546_000000362042_00115_19207_8117.N1	01-NOV-2005 21:55:46	Bright	35.500	68	18Alp Cas	2.2250	4500.0	71	19207	No
218	GOM_NL__2PRFIN20051101_215657_000000352042_00115_19207_8118.N1	01-NOV-2005 21:56:57	Bright	35.000	76	27Gam Cas	2.3000	30000.	70	19207	No
219	GOM_NL__2PRFIN20051101_220502_000000362042_00115_19207_8119.N1	01-NOV-2005 22:05:02	Bright	35.500	49	1Alp UMi	1.9900	6300.0	71	19207	No

220	GOM_NL__2PRFIN20051101_220854_000000332042_00115_19207_8120.N1	01-NOV-2005 22:08:54	Bright	33.000	60	7Bet UMi	2.0810	3950.0	66	19207	No
221	GOM_NL__2PRFIN20051101_221447_000000522042_00115_19207_8121.N1	01-NOV-2005 22:14:47	Bright	52.000	32	77Eps UMa	1.7630	11000.	104	19207	No
222	GOM_NL__2PRFIN20051101_221606_000000362042_00115_19207_8122.N1	01-NOV-2005 22:16:06	Bright	36.000	39	85Eta UMa	1.8540	24000.	72	19207	No
223	GOM_NL__2PRFIN20051101_222708_000000442042_00115_19207_8123.N1	01-NOV-2005 22:27:08	Bright	43.500	62	94Bet Leo	2.1360	9700.0	87	19207	No
224	GOM_NL__2PRFIN20051101_224548_000000382042_00115_19207_8124.N1	01-NOV-2005 22:45:48	Dark	38.000	113	Mu Vel	2.6920	5000.0	76	19207	No
225	GOM_NL__2PRFIN20051101_224923_000000362042_00116_19208_8109.N1	01-NOV-2005 22:49:23	Dark	36.000	124	The Car	2.7640	30000.	72	19208	No
226	GOM_NL__2PRFIN20051101_230257_000000382042_00116_19208_8110.N1	01-NOV-2005 23:02:57	Dark	37.500	143	Alp Hyi	2.8570	7200.0	75	19208	No
227	GOM_NL__2PRFIN20051101_230420_000000482042_00116_19208_8111.N1	01-NOV-2005 23:04:20	Dark	47.500	9	Alp Eri	0.45300	24000.	95	19208	No
228	GOM_NL__2PRFIN20051101_230740_000000342042_00116_19208_8112.N1	01-NOV-2005 23:07:40	Straylight	34.000	157	The1Eri	2.9060	9300.0	68	19208	No
229	GOM_NL__2PRFIN20051101_231541_000000442042_00116_19208_8113.N1	01-NOV-2005 23:15:41	Straylight	43.500	52	16Bet Cet	2.0370	4500.0	87	19208	No
230	GOM_NL__2PRFIN20051101_232513_000000362042_00116_19208_8114.N1	01-NOV-2005 23:25:13	Bright	35.500	140	88Gam Peg	2.8340	26000.	71	19208	No
231	GOM_NL__2PRFIN20051101_232904_000000362042_00116_19208_8115.N1	01-NOV-2005 23:29:04	Bright	35.500	58	21Alp And	2.0730	11000.	71	19208	No
232	GOM_NL__2PRFIN20051101_233028_000000392042_00116_19208_8116.N1	01-NOV-2005 23:30:28	Bright	38.500	53	43Bet And	2.0480	3300.0	77	19208	No
233	GOM_NL__2PRFIN20051101_233622_000000342042_00116_19208_8117.N1	01-NOV-2005 23:36:22	Bright	33.500	68	18Alp Cas	2.2250	4500.0	67	19208	No
234	GOM_NL__2PRFIN20051101_233733_000000342042_00116_19208_8118.N1	01-NOV-2005 23:37:33	Bright	33.500	76	27Gam Cas	2.3000	30000.	67	19208	No
235	GOM_NL__2PRFIN20051101_234538_000000322042_00116_19208_8119.N1	01-NOV-2005 23:45:38	Bright	32.000	49	1Alp UMi	1.9900	6300.0	64	19208	No
236	GOM_NL__2PRFIN20051101_234930_000000372042_00116_19208_8120.N1	01-NOV-2005 23:49:30	Bright	36.500	60	7Bet UMi	2.0810	3950.0	73	19208	No
237	GOM_NL__2PRFIN20051101_235523_000000342042_00116_19208_8121.N1	01-NOV-2005 23:55:23	Bright	33.500	32	77Eps UMa	1.7630	11000.	67	19208	No
238	GOM_NL__2PRFIN20051101_235642_000000342042_00116_19208_8122.N1	01-NOV-2005 23:56:42	Bright	34.000	39	85Eta UMa	1.8540	24000.	68	19208	No

3. Quality information per product

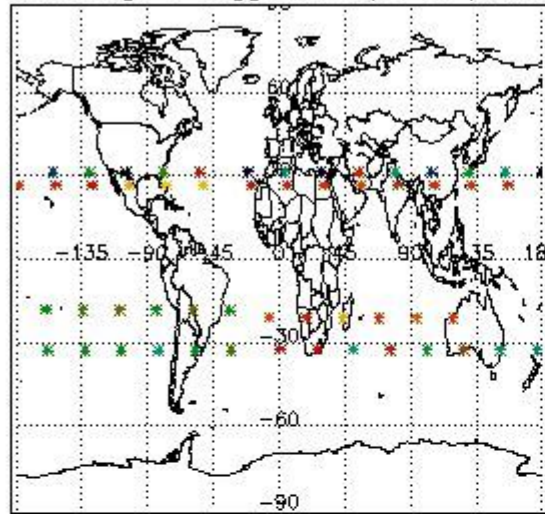
In this section it is plotted some information contained in the Quality Summary data set of the level 2 products. Only products in dark limb conditions and without errors (error flag in the MPH set to "0") are used.

3.1 Plot quality information per product (time dependant)

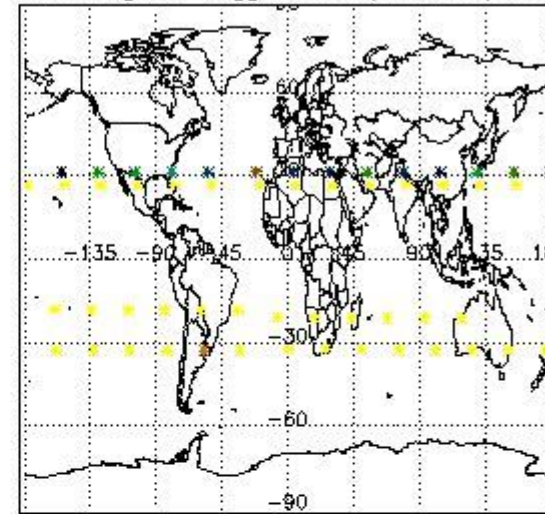


3.2 Plot quality information per product (world map)

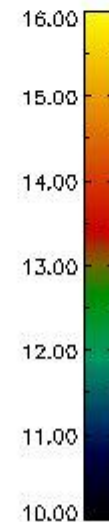
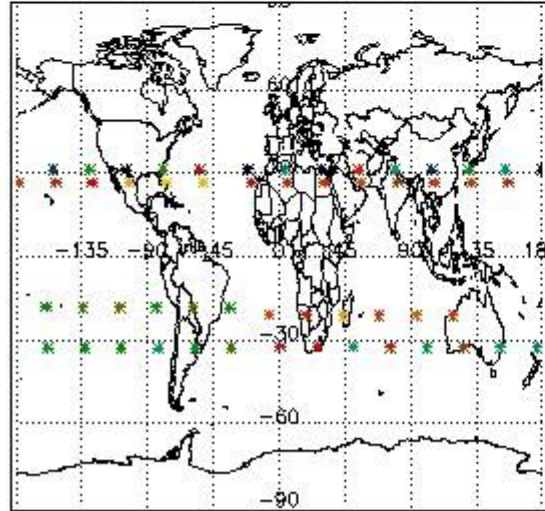
Percentage of flagged data per O3 profile



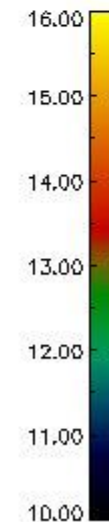
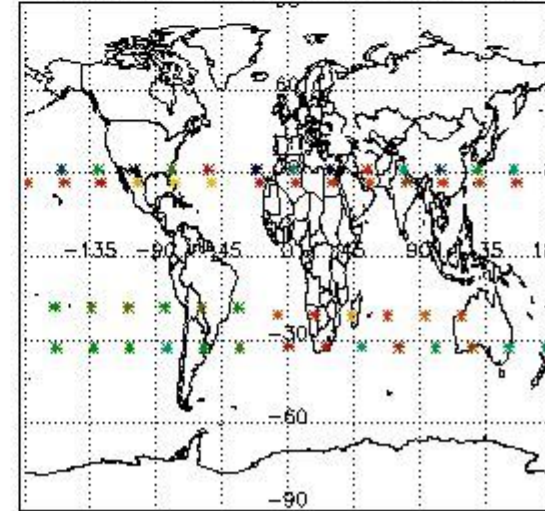
Percentage of flagged data per H2O profile



Percentage of flagged data per NO2 profile



Percentage of flagged data per NO3 profile

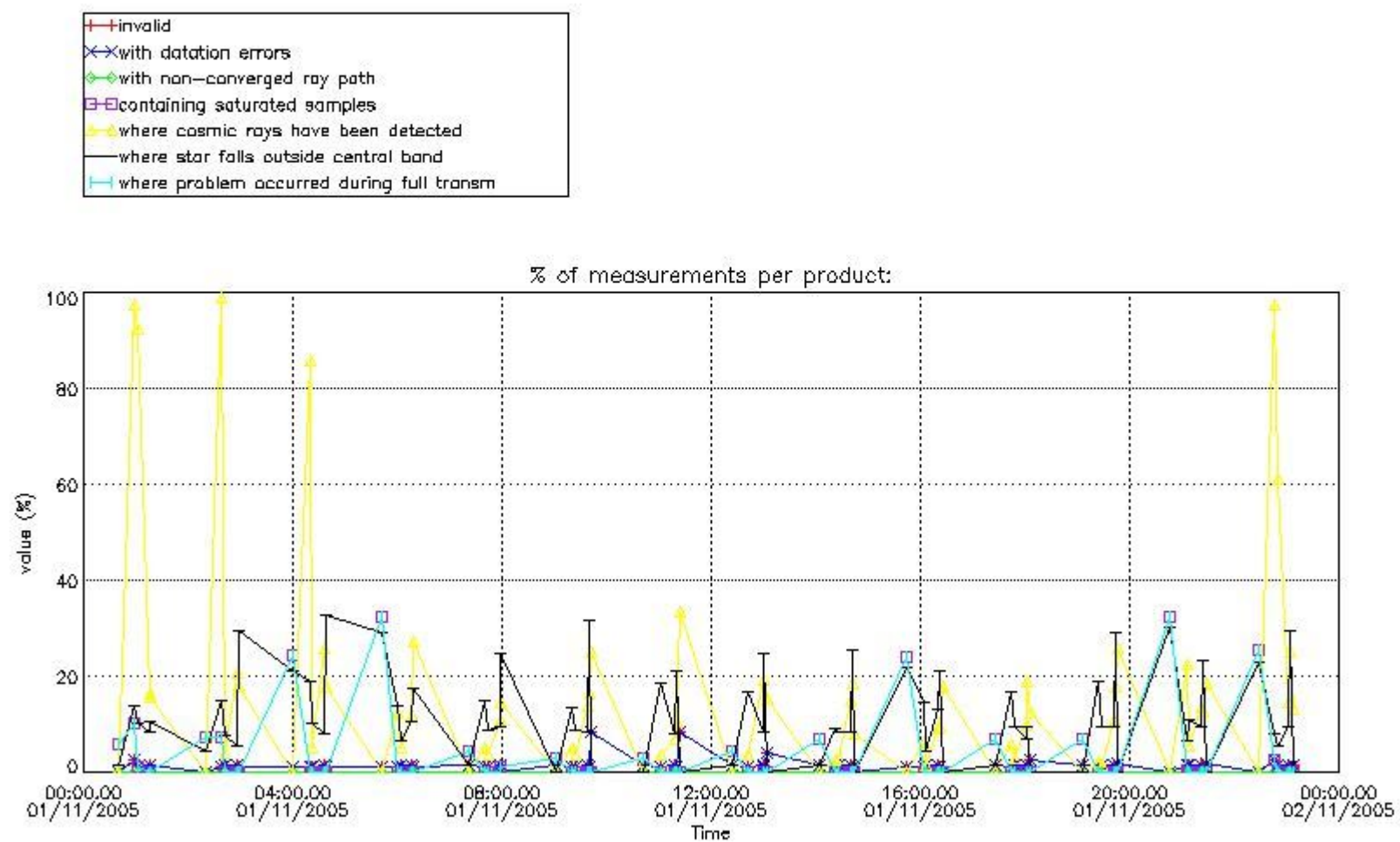


4. Level 1 quality information per product

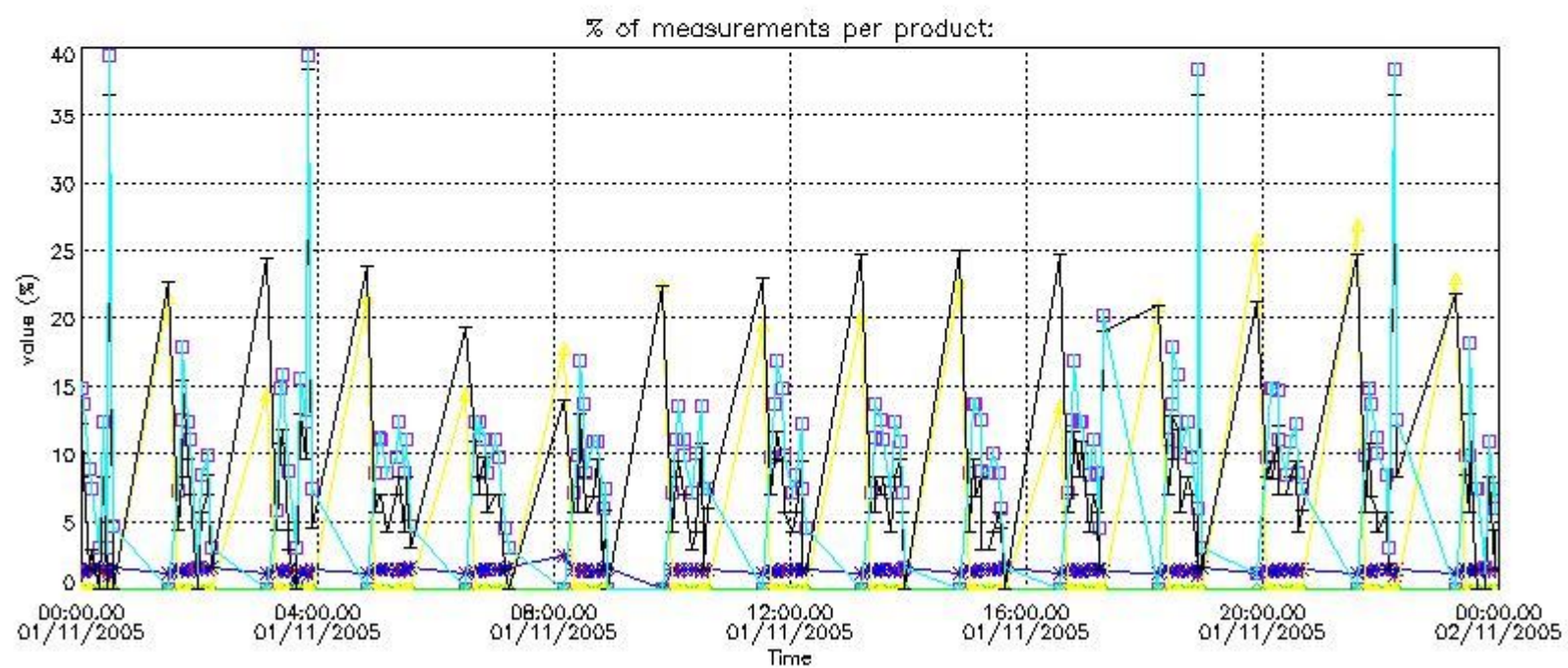
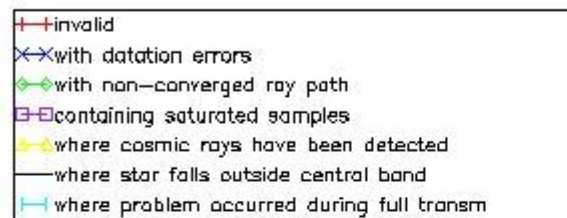
In this section it is plotted some information contained in the Quality Summary data set of the level 2 products that comes from the level 1b processing. Products without errors (error flag in the MPH set to "0") are used.

4.1 Plot quality information per product (time dependant) coming from level 1b processing

4.1.1 Plot level 1 quality information per product (time dependant): ENVISAT ASCENDING passes



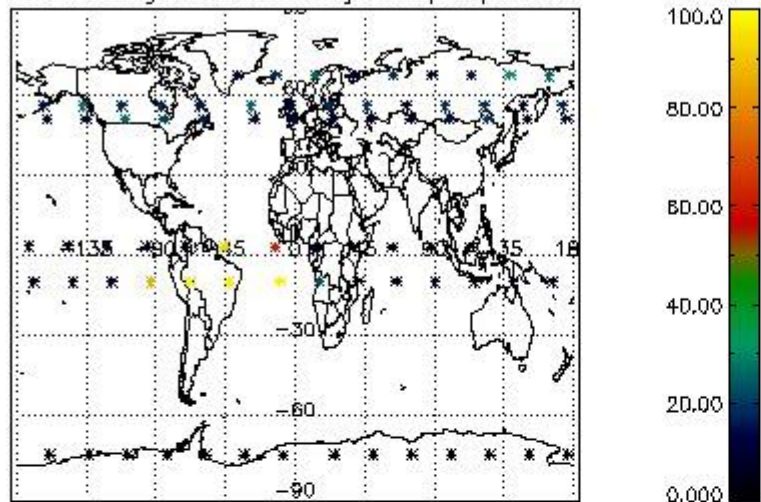
4.1.2 Plot level 1 quality information per product (time dependant): ENVISAT DESCENDING passes



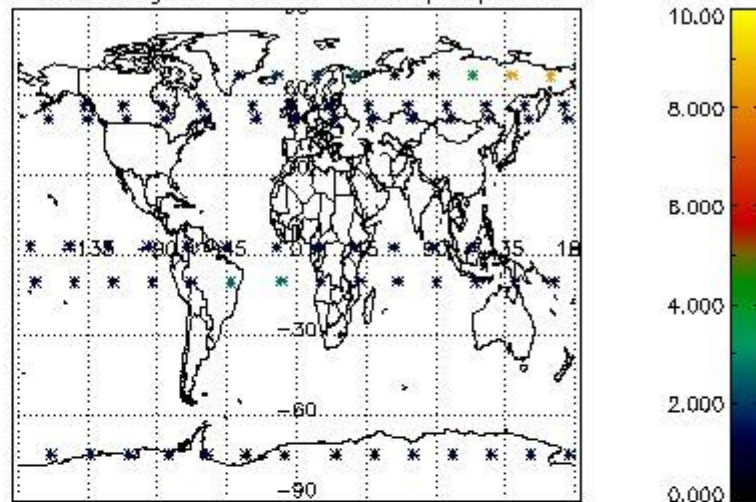
4.2 Plot quality information per product coming from level 1b processing (world map)

4.2.1 Plot level 1 quality information per product (world map): ENVI SAT ASCENDING passes

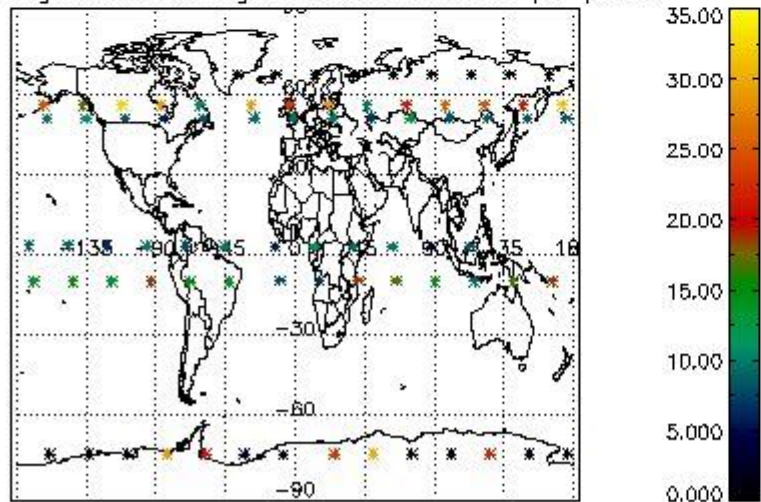
Percentage of cosmic ray hits per profile



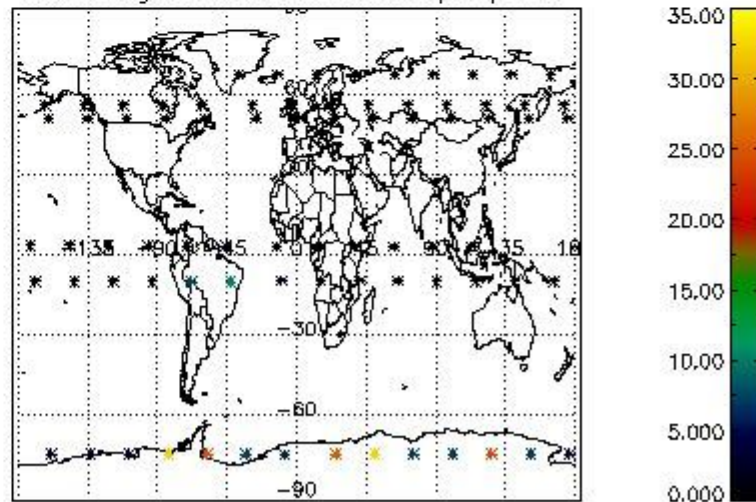
Percentage of datation errors per profile



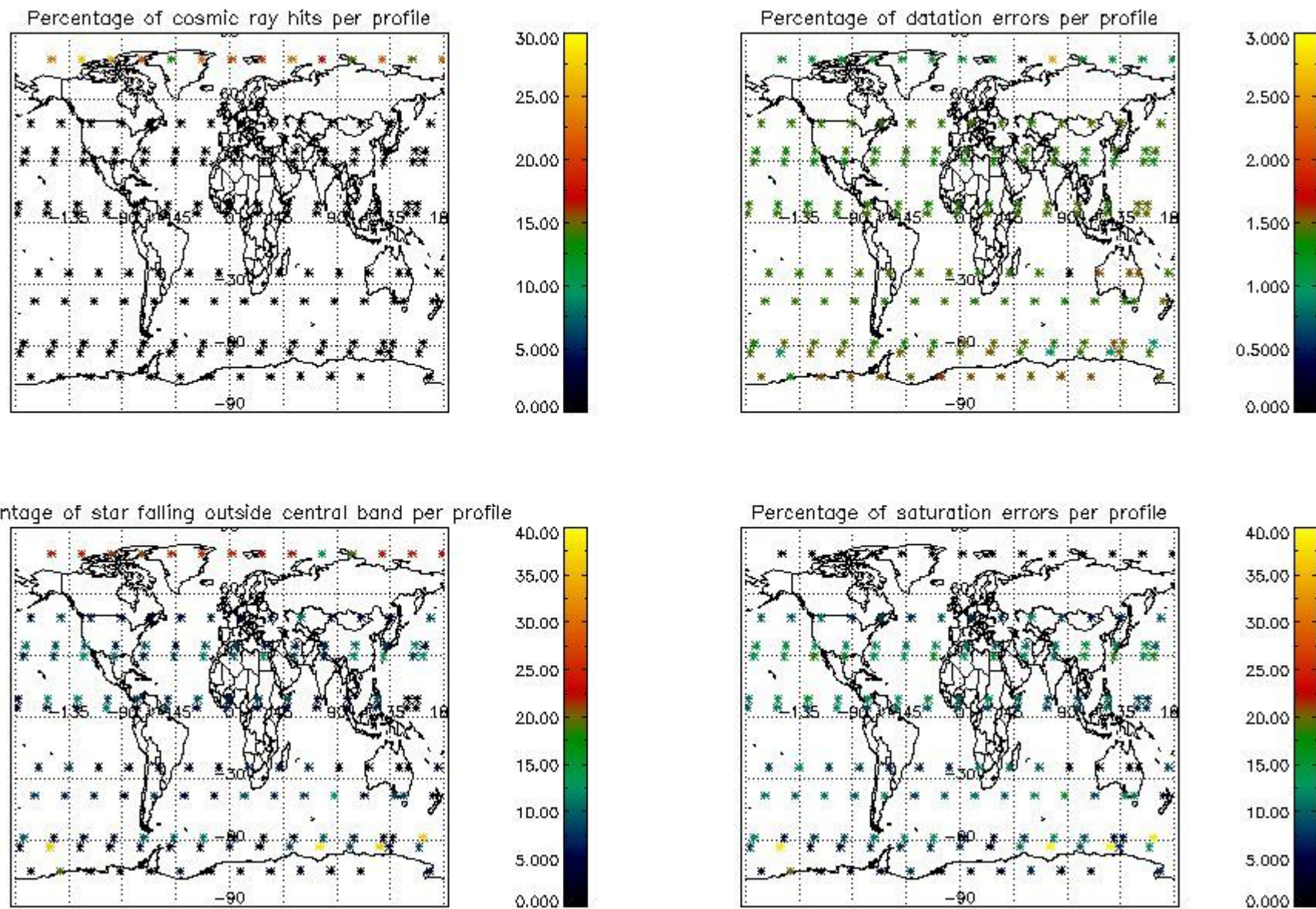
Percentage of star falling outside central band per profile



Percentage of saturation errors per profile



4.2.2 Plot level 1 quality information per product (world map): ENVISAT DESCENDING passes



5. Trace gas profiles

5.1 Ozone statistics based on quality of products

The final quality of the products can be "measured" using the STD (Standard Deviation) attached to every point profile. This information is written to the parameter GOM_NL__2P/NL_LOCAL_SPECIES_DENSITY/o3_std of the level 2 products. The table below shows the statistics for given STD ranges.

The statistics are given with respect to the overall valid production:

- Products without fatal errors: GOM_NL__2P/MPH/PRODUCT_ERR=0
- Valid point profile: GOM_NL__2P/NL_LOCAL_SPECIES_DENSITY/pcd(0)=0

The 'Criteria' is applied to valid points of dark limb products:

- Products in dark limb illumination condition: GOM_NL__2P/NL_SUMMARY_QUALITY/obs_ill_cond=0
- Products without fatal errors: GOM_NL__2P/MPH/PRODUCT_ERR=0
- Valid point profile: GOM_NL__2P/NL_LOCAL_SPECIES_DENSITY/pcd(0)=0

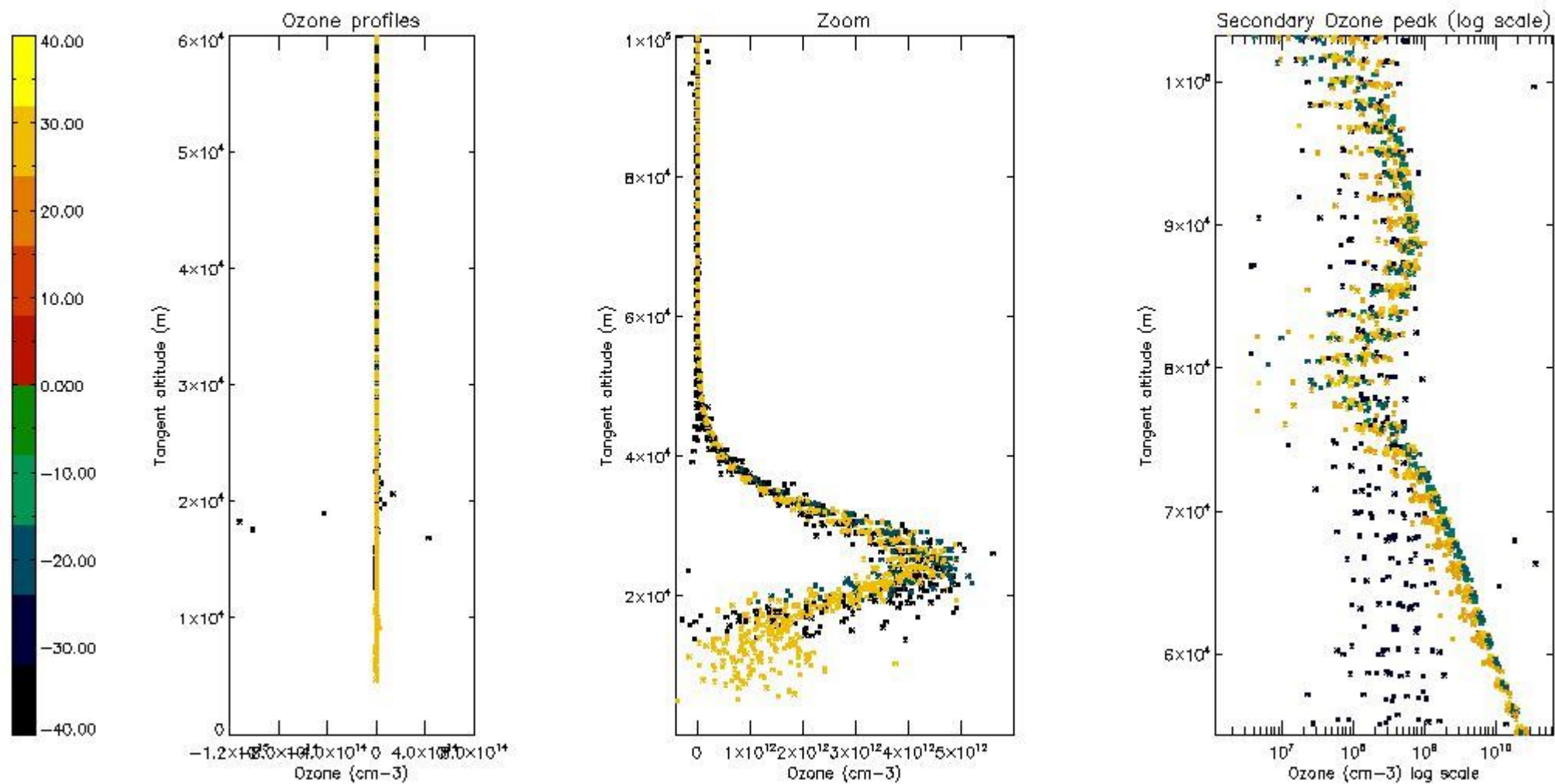
So, the table below shows the percentage of dark limb and valid observations for each criteria with respect to the overall valid daily observations.

Criteria	% of total production
All STD	26
STD < 20	15

STD < 10	11
STD < 5	7

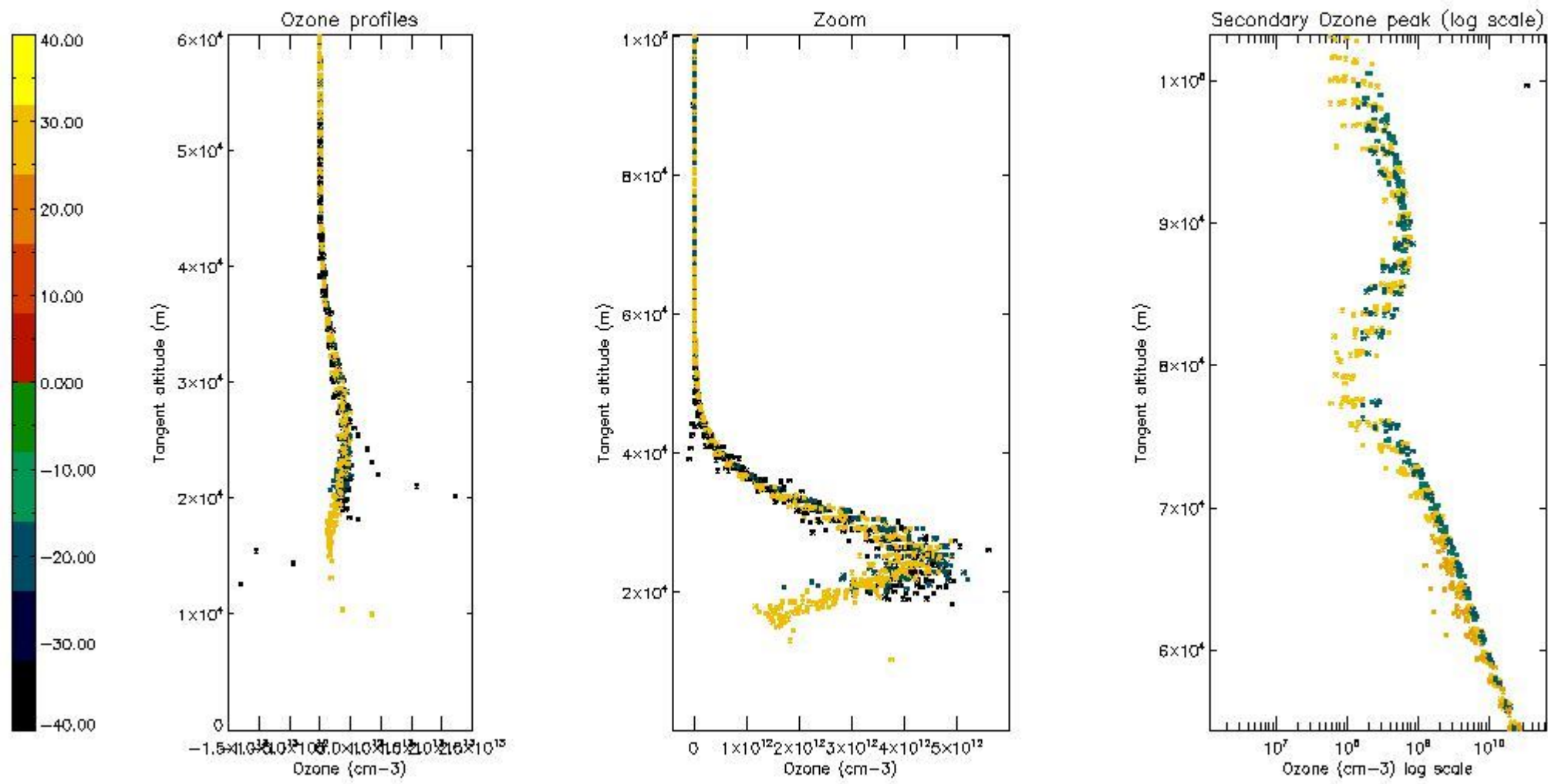
5.2 Plot ozone profiles for all STD (dark without errors)

The colorbar represents the latitude.



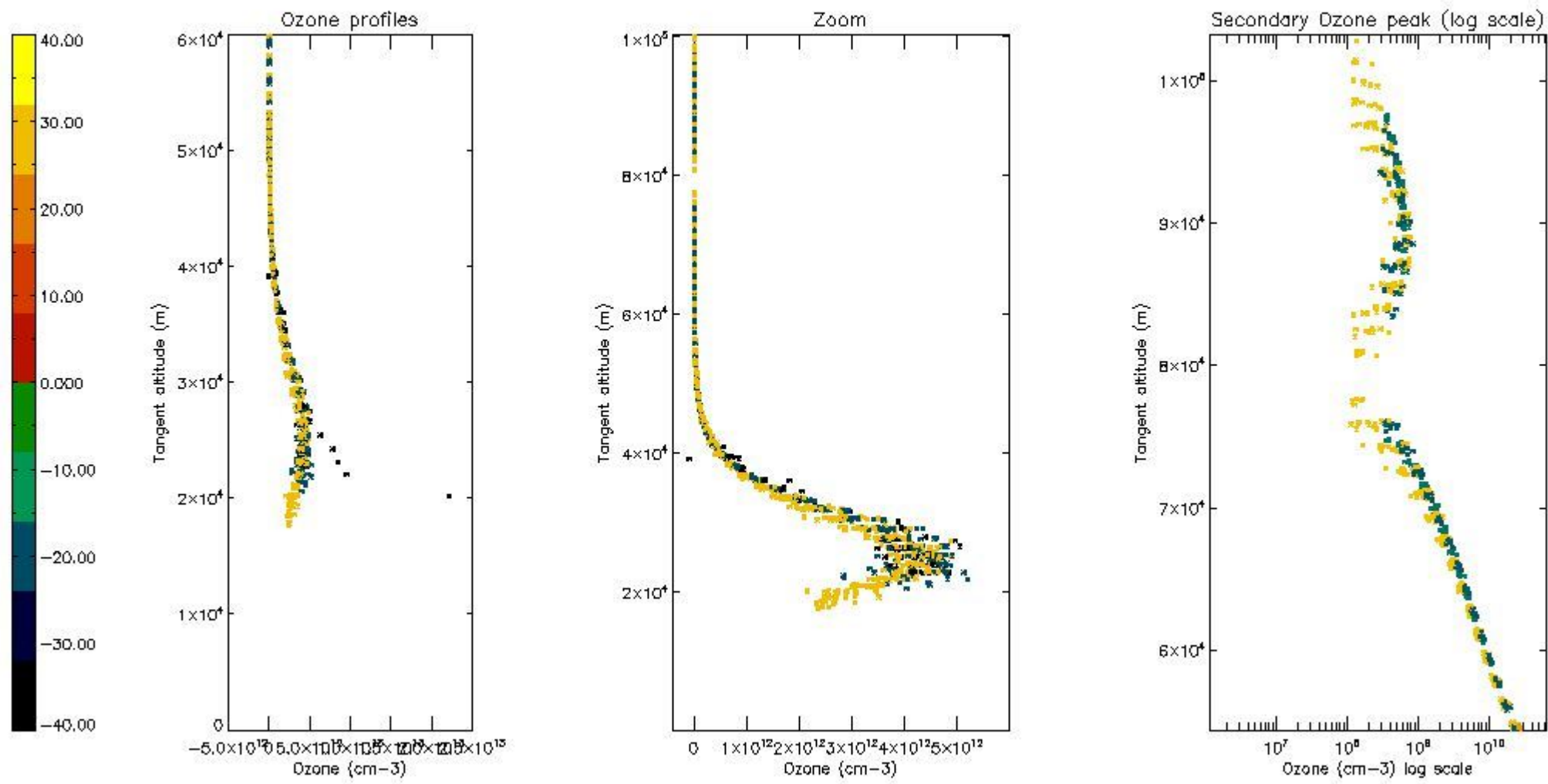
5.3 Plot ozone profiles where STD < 20% (dark without errors)

The colorbar represents the latitude.



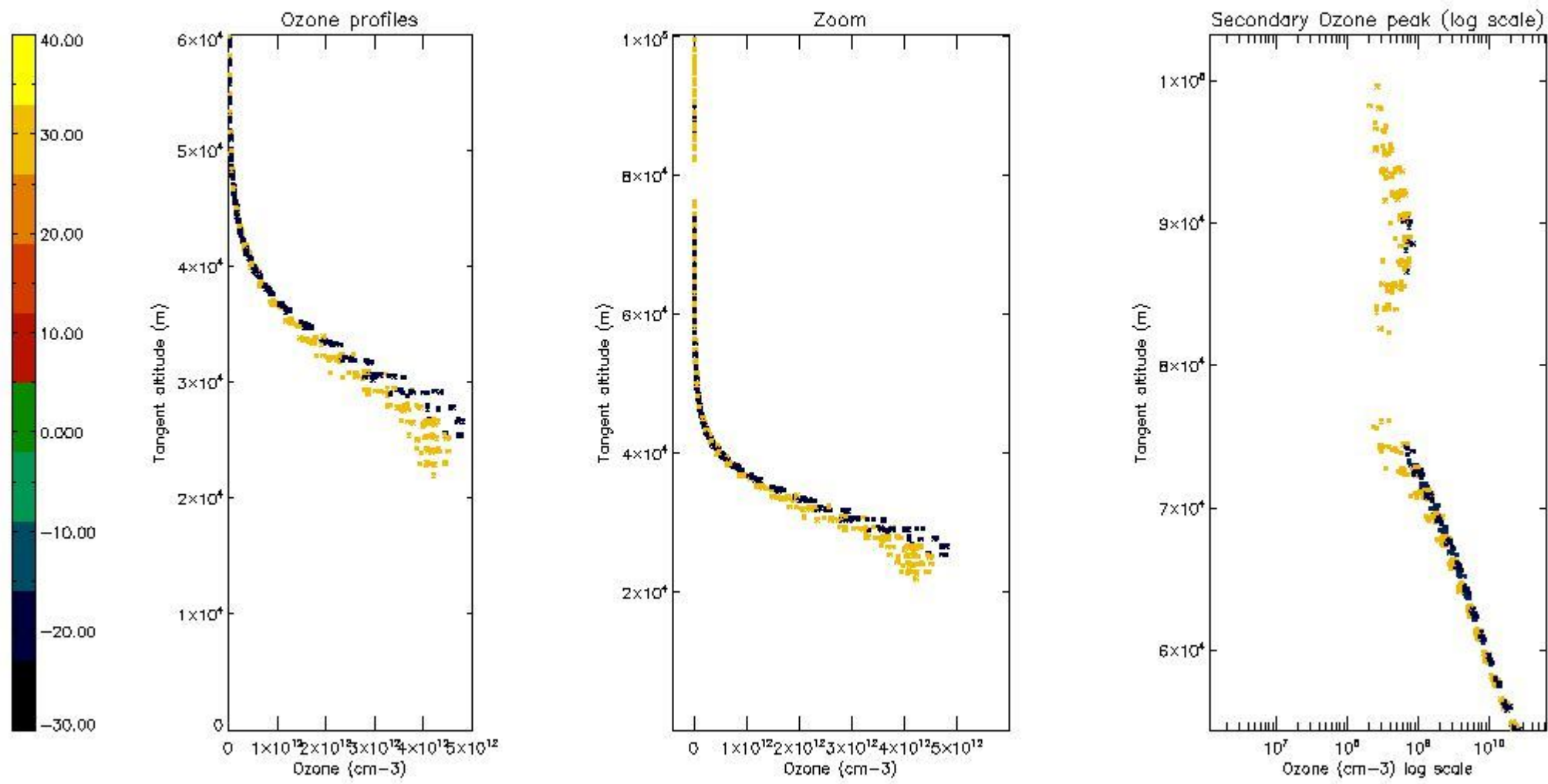
5.4 Plot ozone profiles where STD < 10% (dark without errors)

The colorbar represents the latitude.



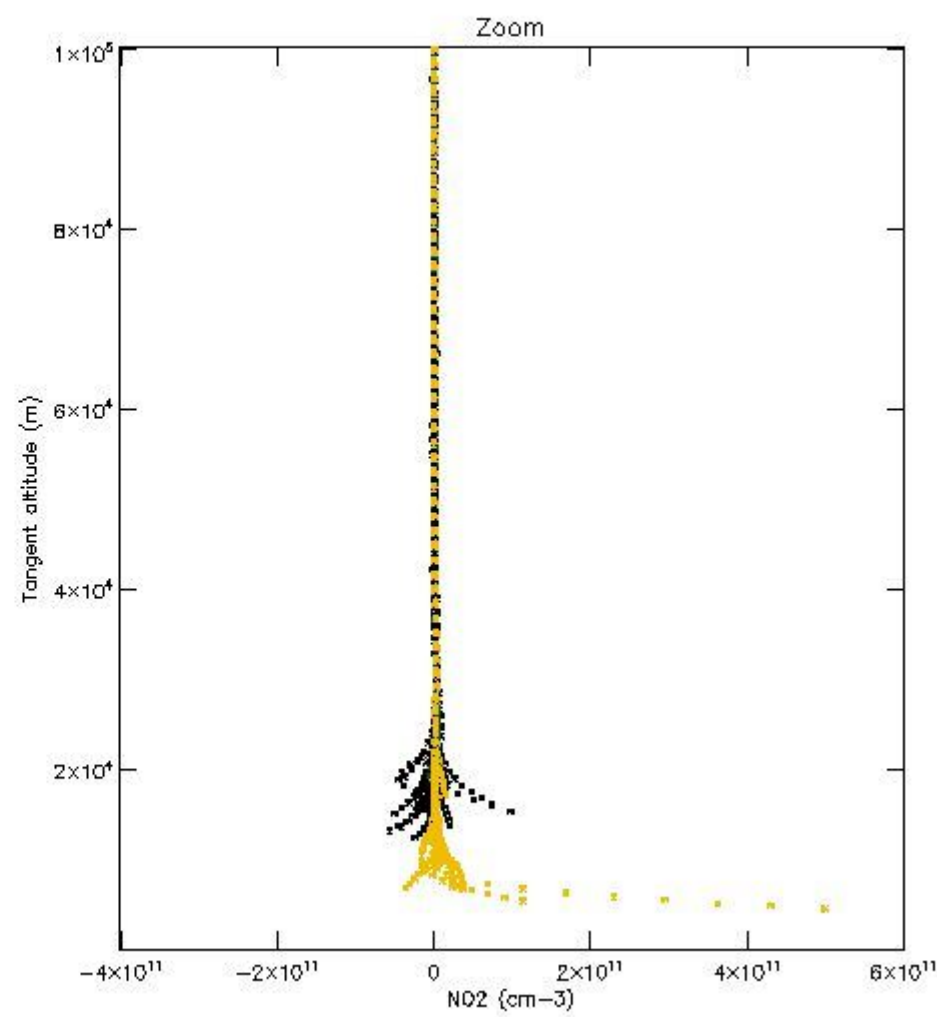
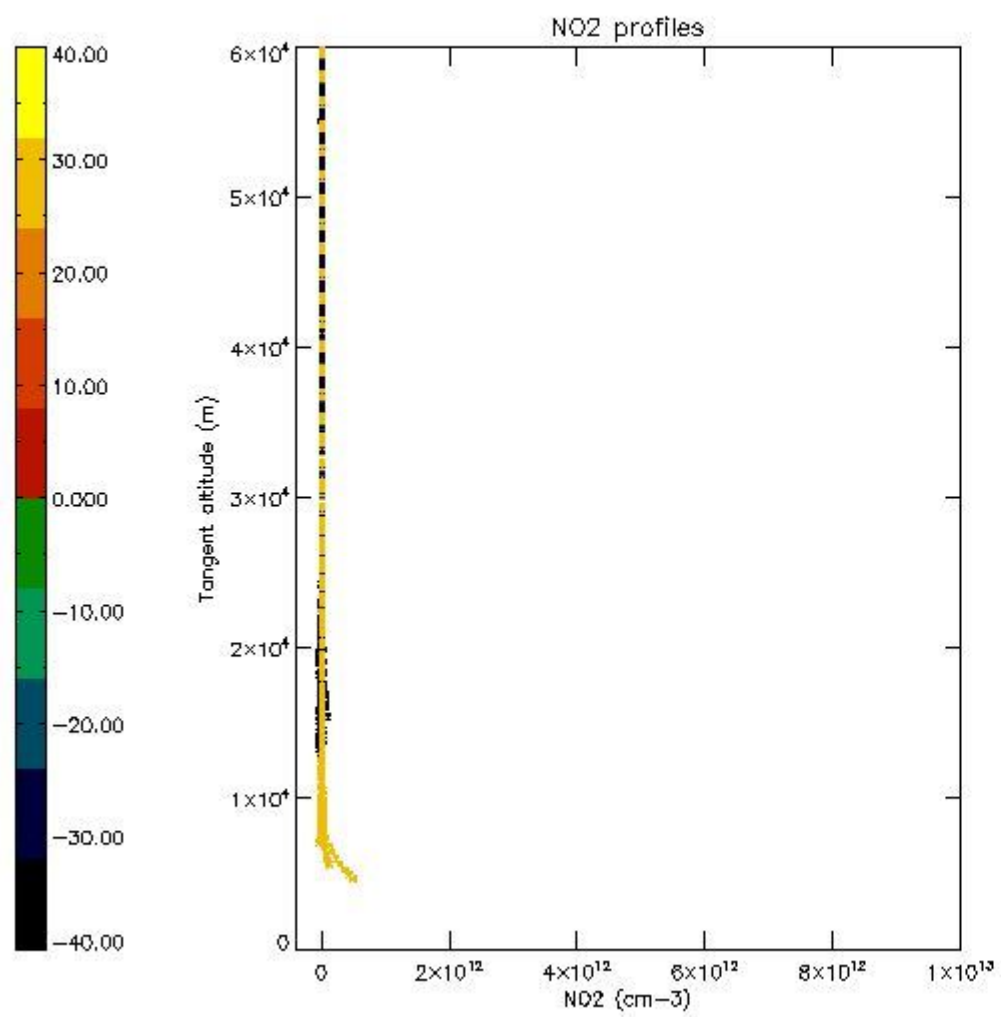
5.5 Plot ozone profiles where STD < 5% (dark without errors)

The colorbar represents the latitude.



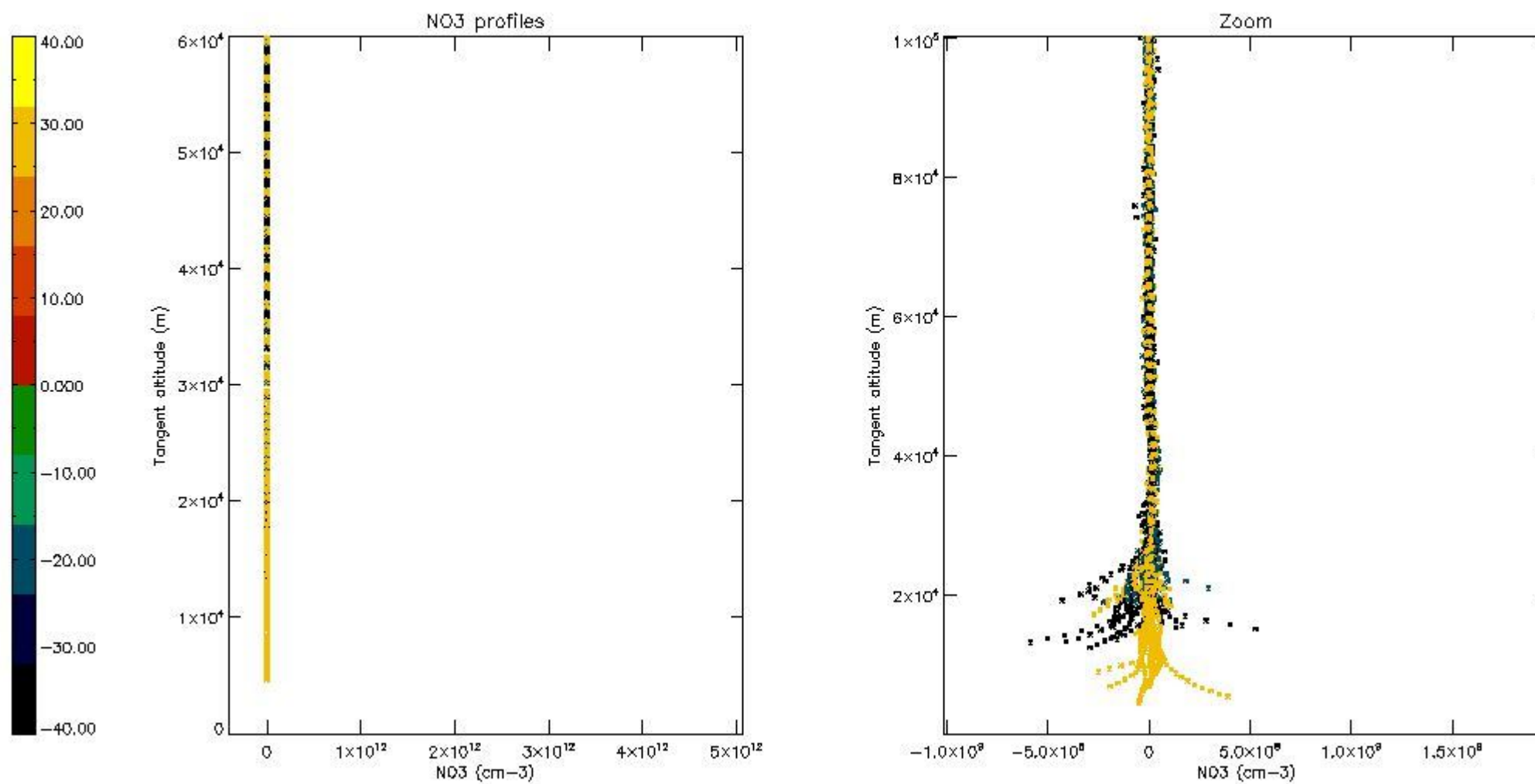
5.6 Plot NO₂ profiles for all STD (dark without errors)

The colorbar represents the latitude.



5.7 Plot NO3 profiles for all STD (dark without errors)

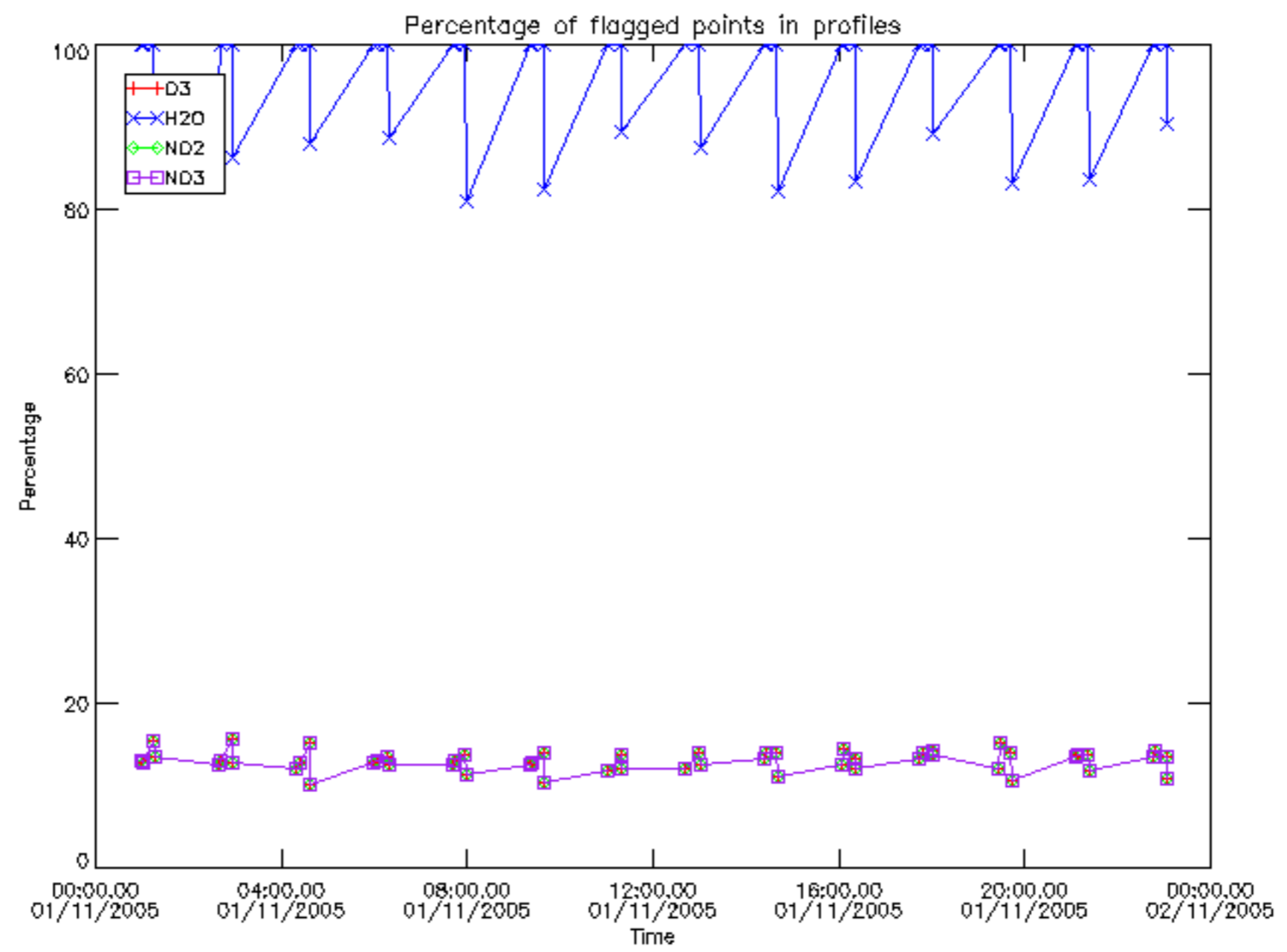
The colorbar represents the latitude.



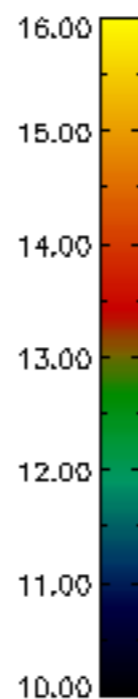
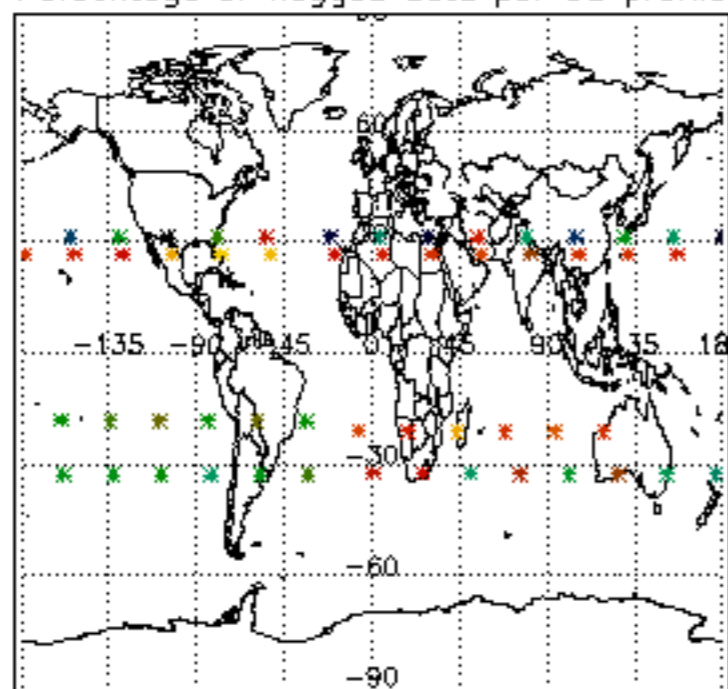
6. Auxiliary Data Files used for the production reported in section 2

The number reported in the third column indicates since which file (see list in section 2) the corresponding auxiliary file has been used. The fourth column is the date of those product files.

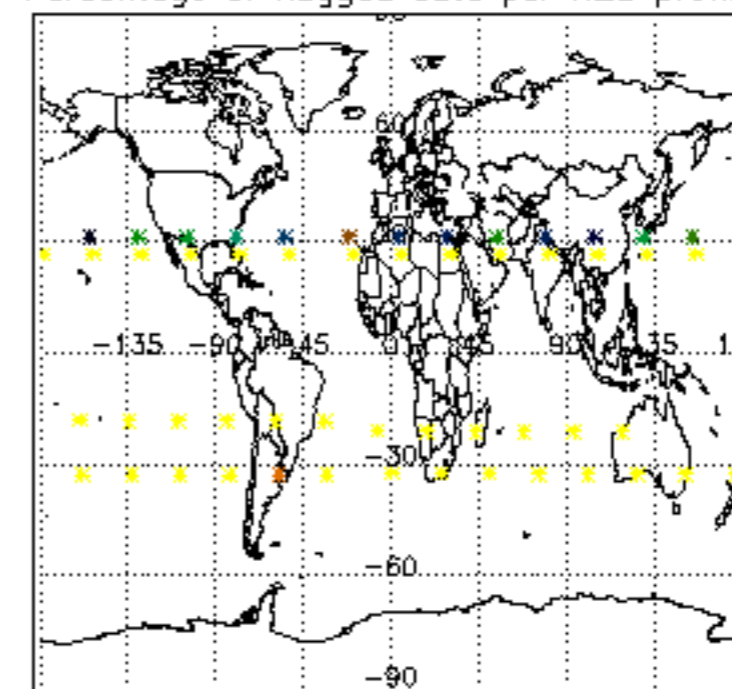
Type	Auxiliary Filename	Used since product	Used since product date
INST_PHYS_CHARACTERISTICS	GOM_INS_AXVIEC20091111_143220_20030716_120000_20500101_000000	1	01-NOV-2005 00:00:38
LEVEL-2_PROC_CONFIG	GOM_PR2_AXVIEC20091111_152718_20020301_000000_20500101_000000	1	01-NOV-2005 00:00:38
CROSS_SECTIONS_FILE	GOM_CRS_AXVIEC20091111_154832_20020301_000000_20500101_000000	1	01-NOV-2005 00:00:38



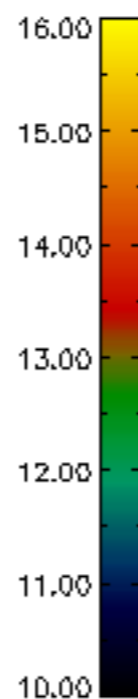
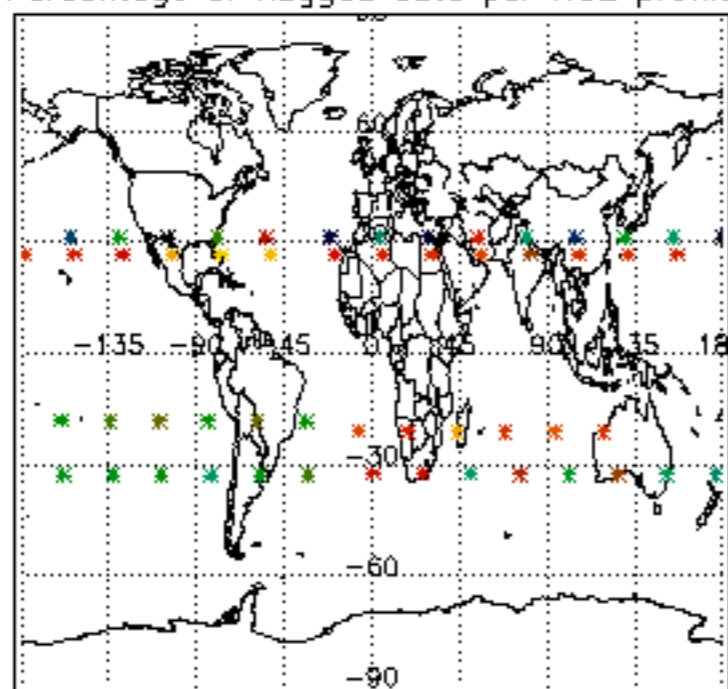
Percentage of flagged data per D3 profile



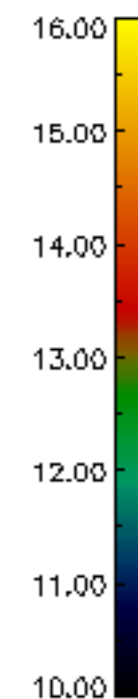
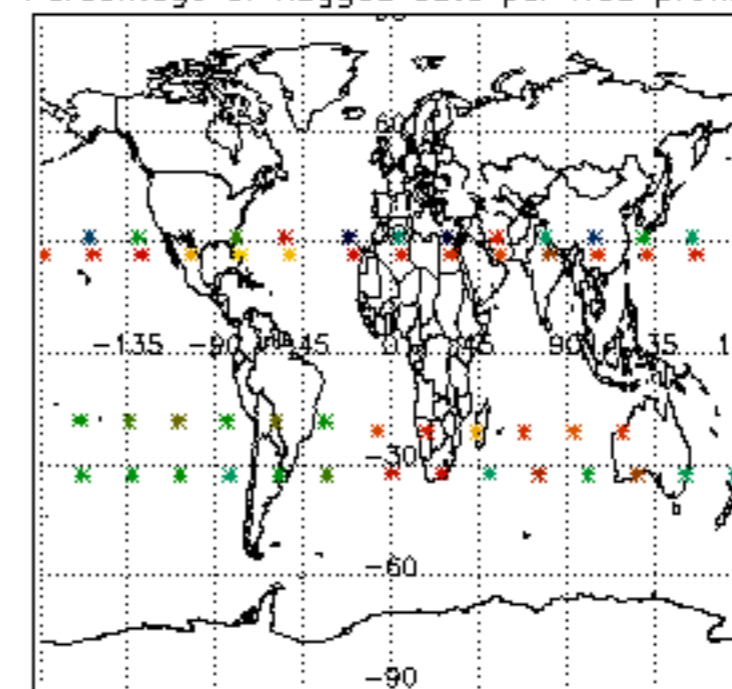
Percentage of flagged data per H2O profile

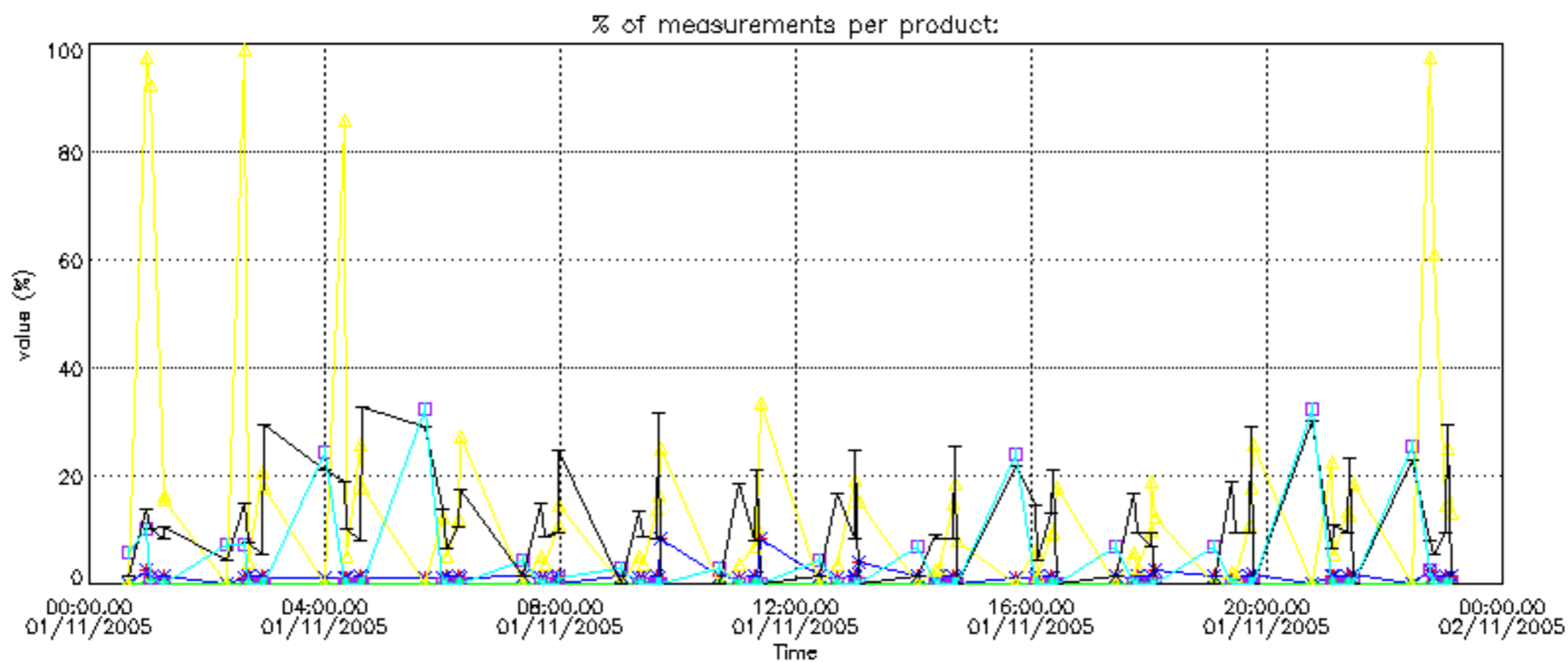


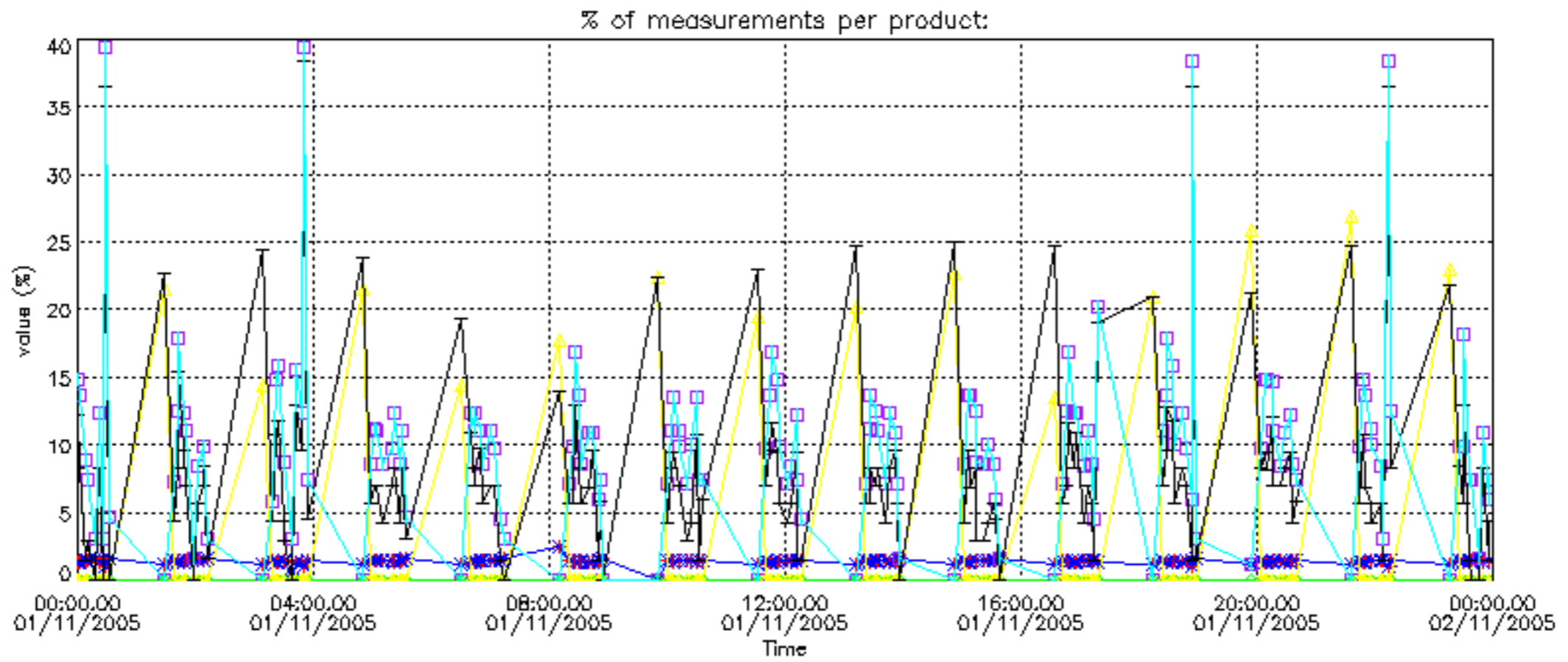
Percentage of flagged data per NO2 profile



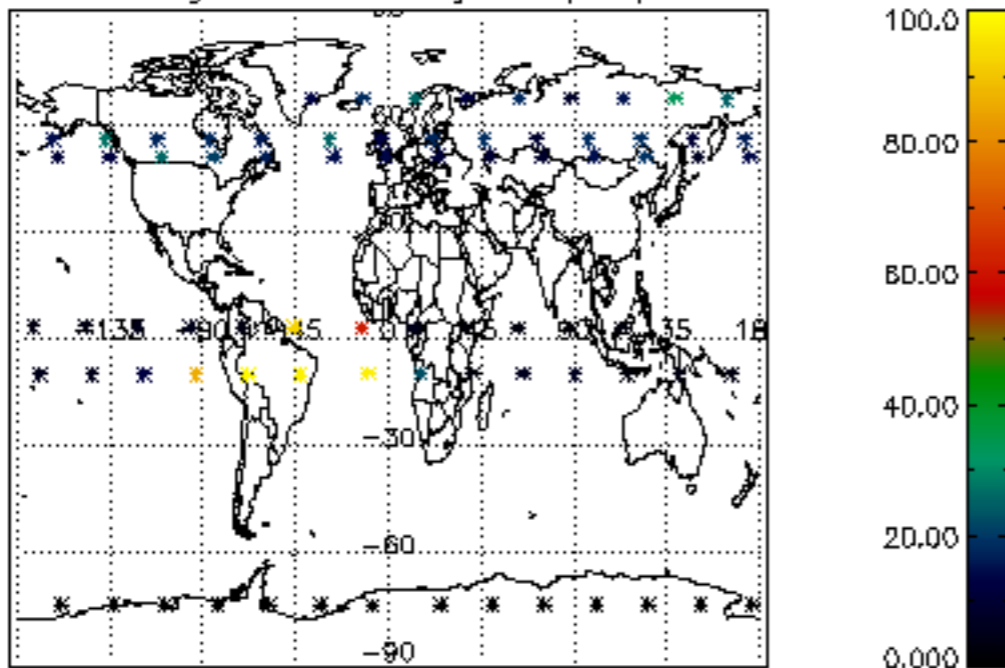
Percentage of flagged data per NO3 profile



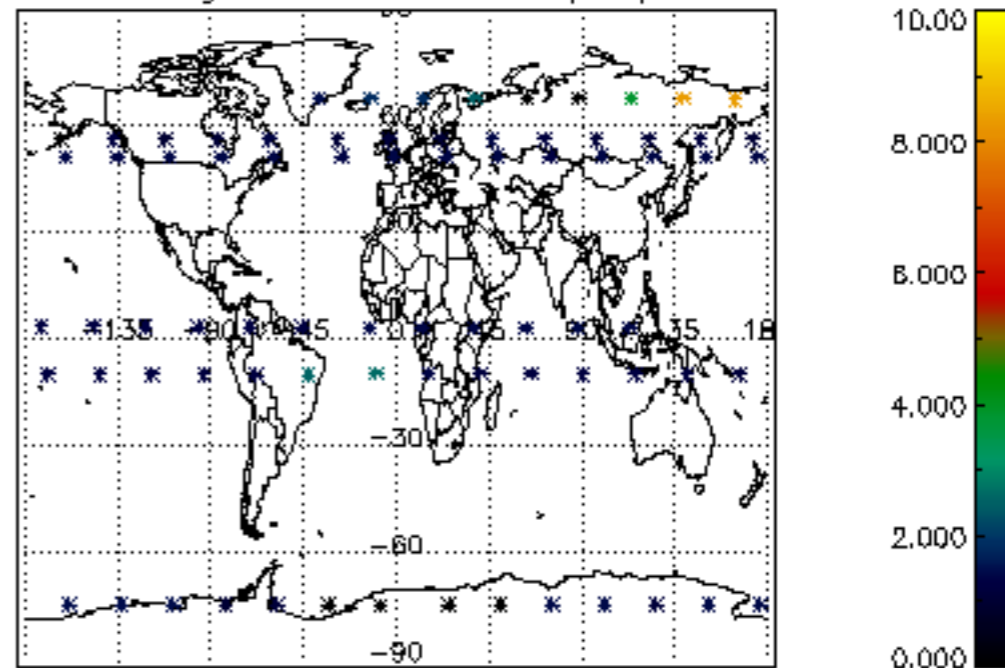




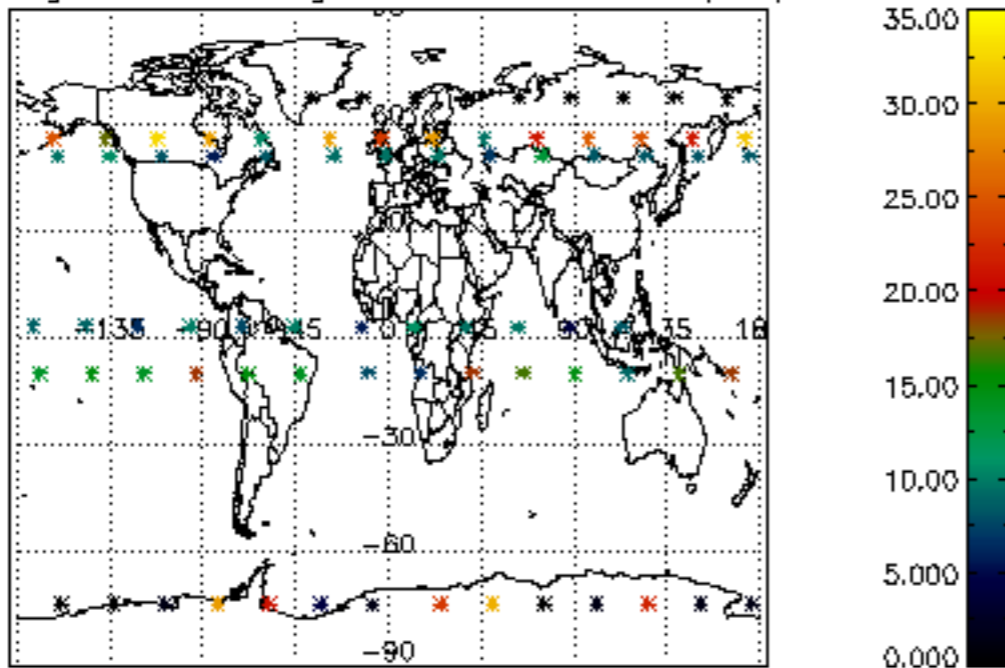
Percentage of cosmic ray hits per profile



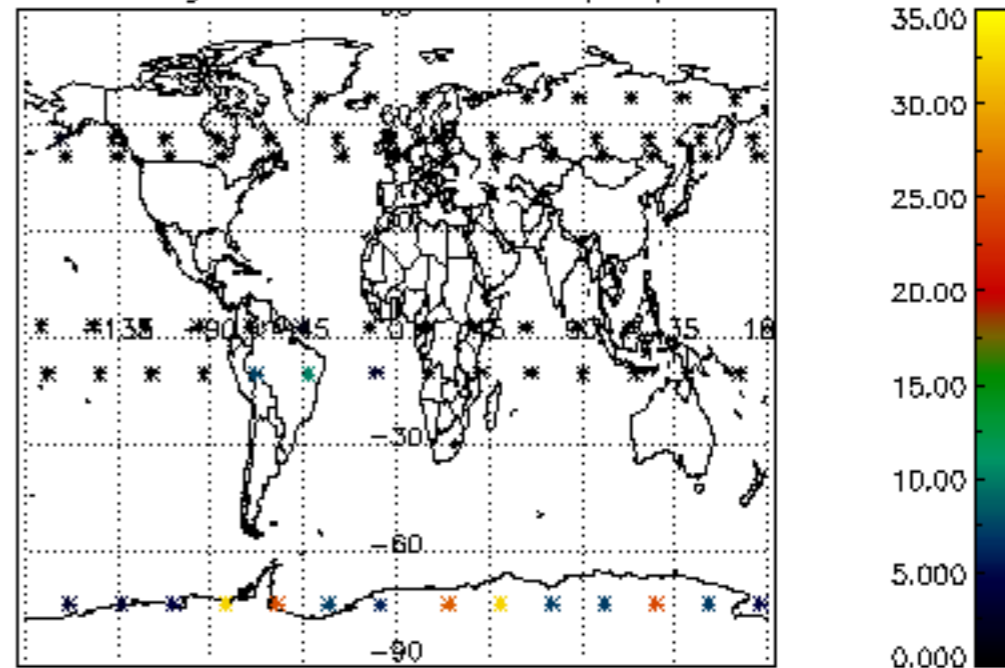
Percentage of datation errors per profile



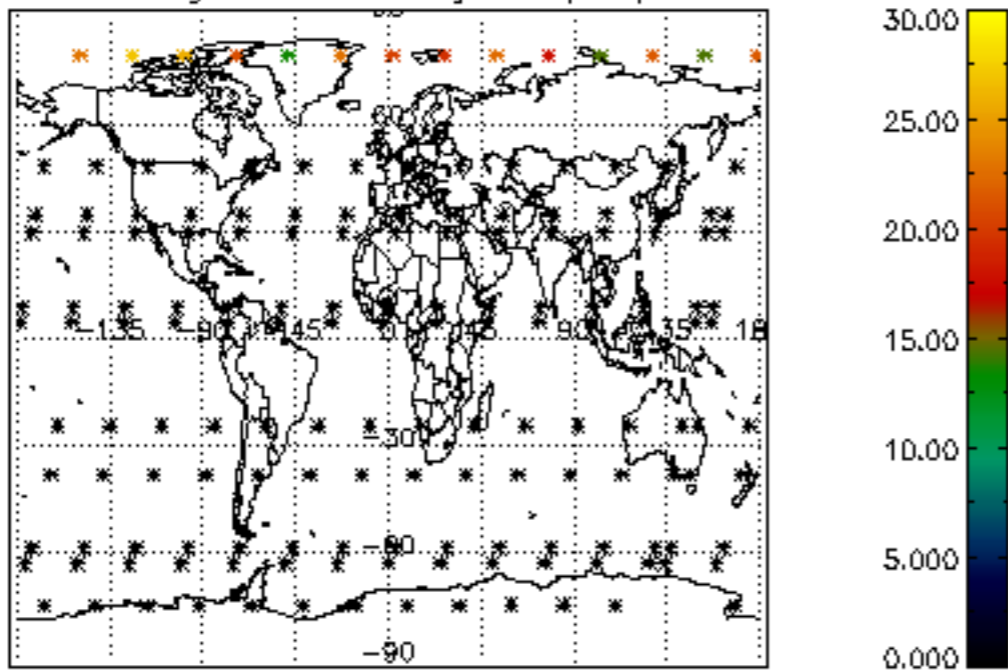
Percentage of star falling outside central band per profile



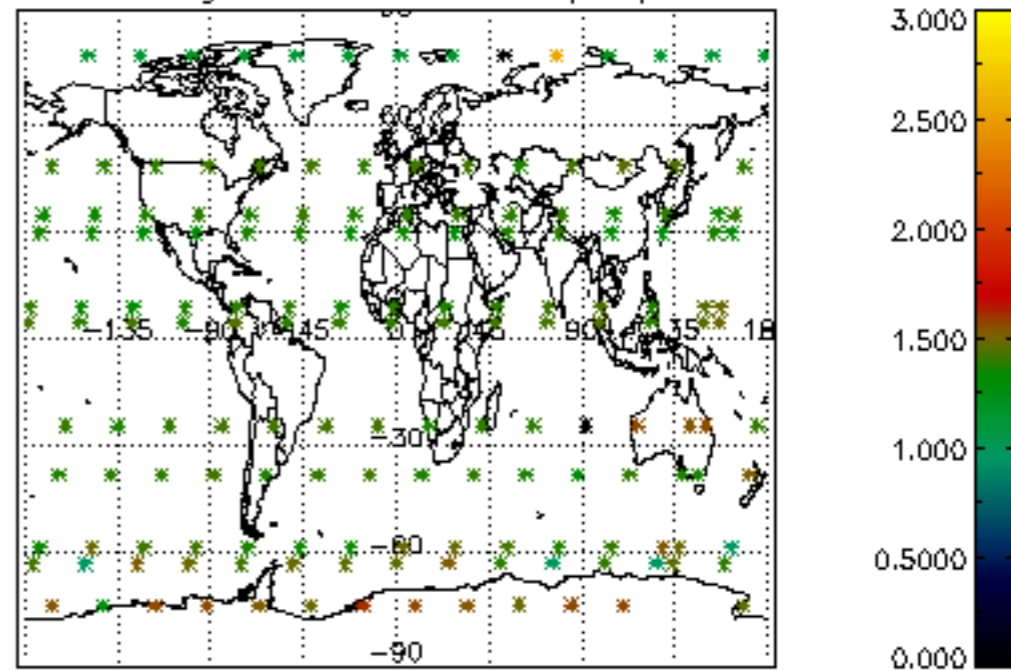
Percentage of saturation errors per profile



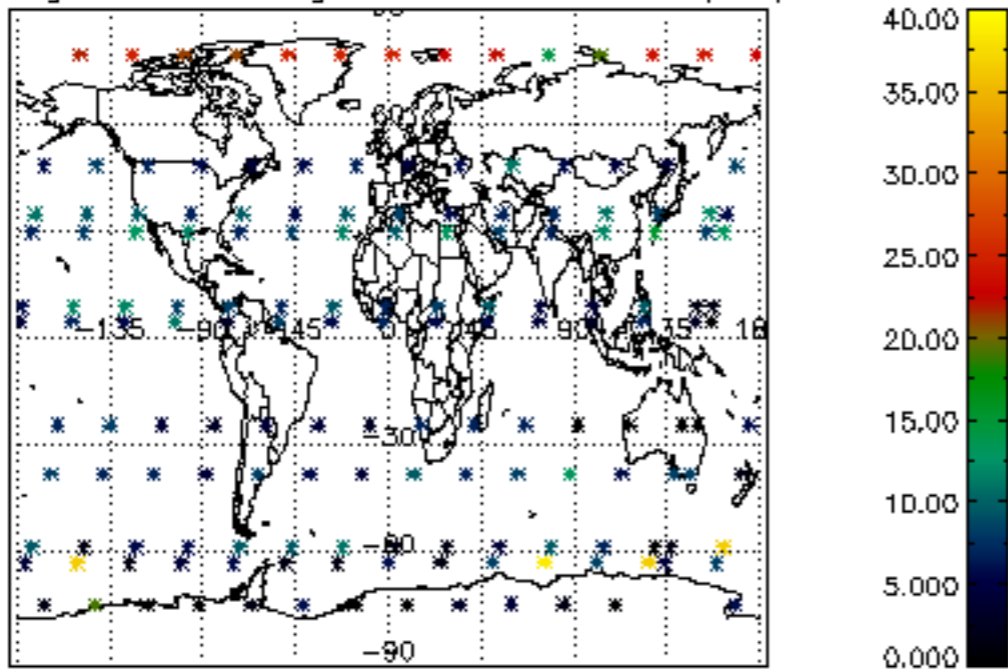
Percentage of cosmic ray hits per profile



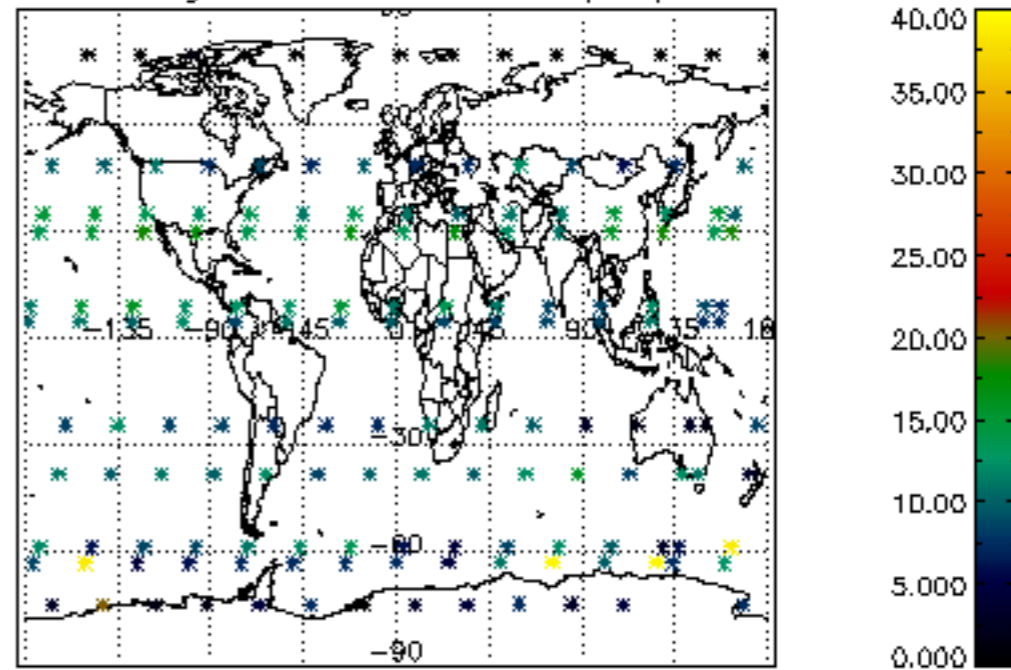
Percentage of datation errors per profile

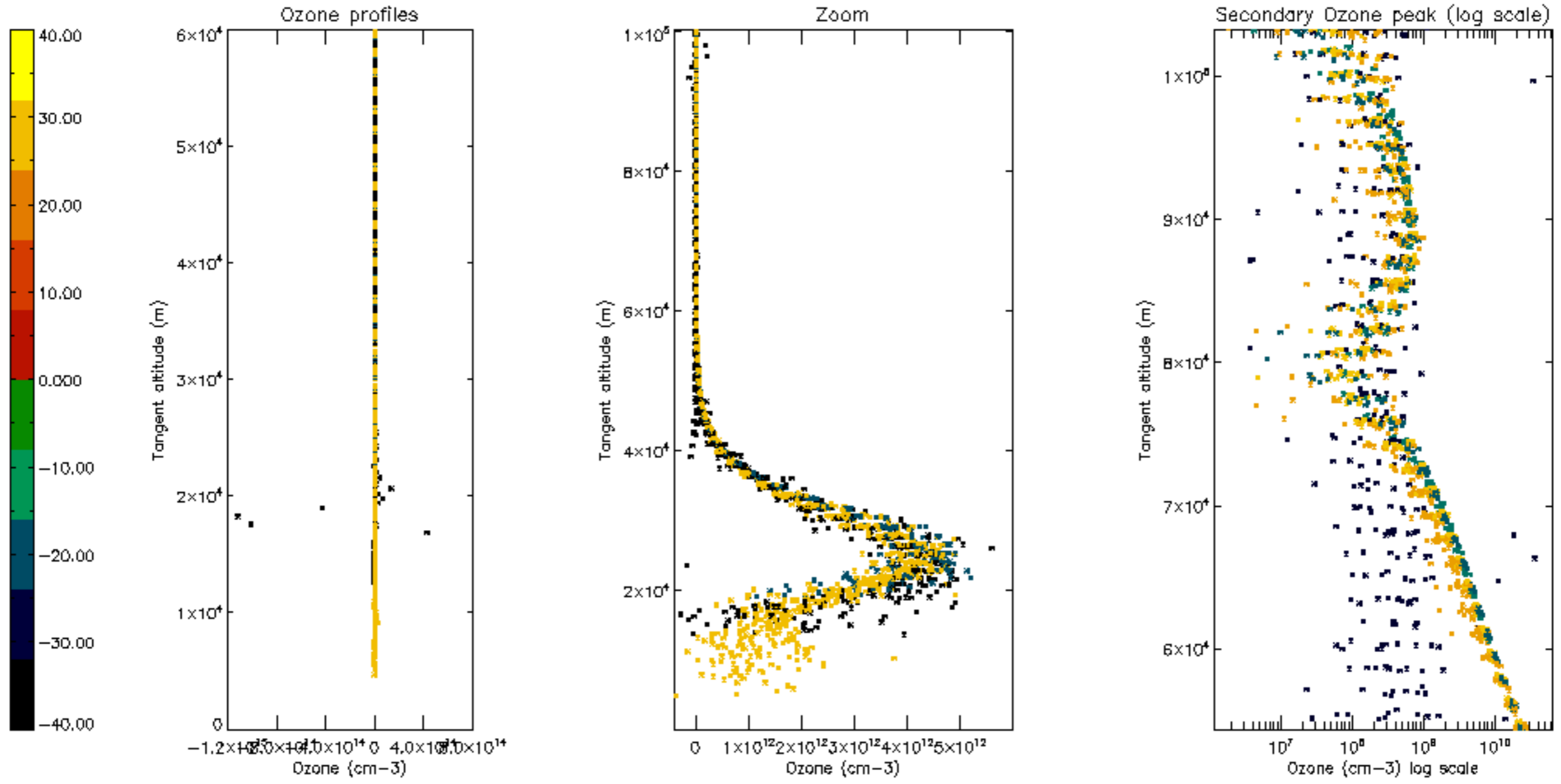


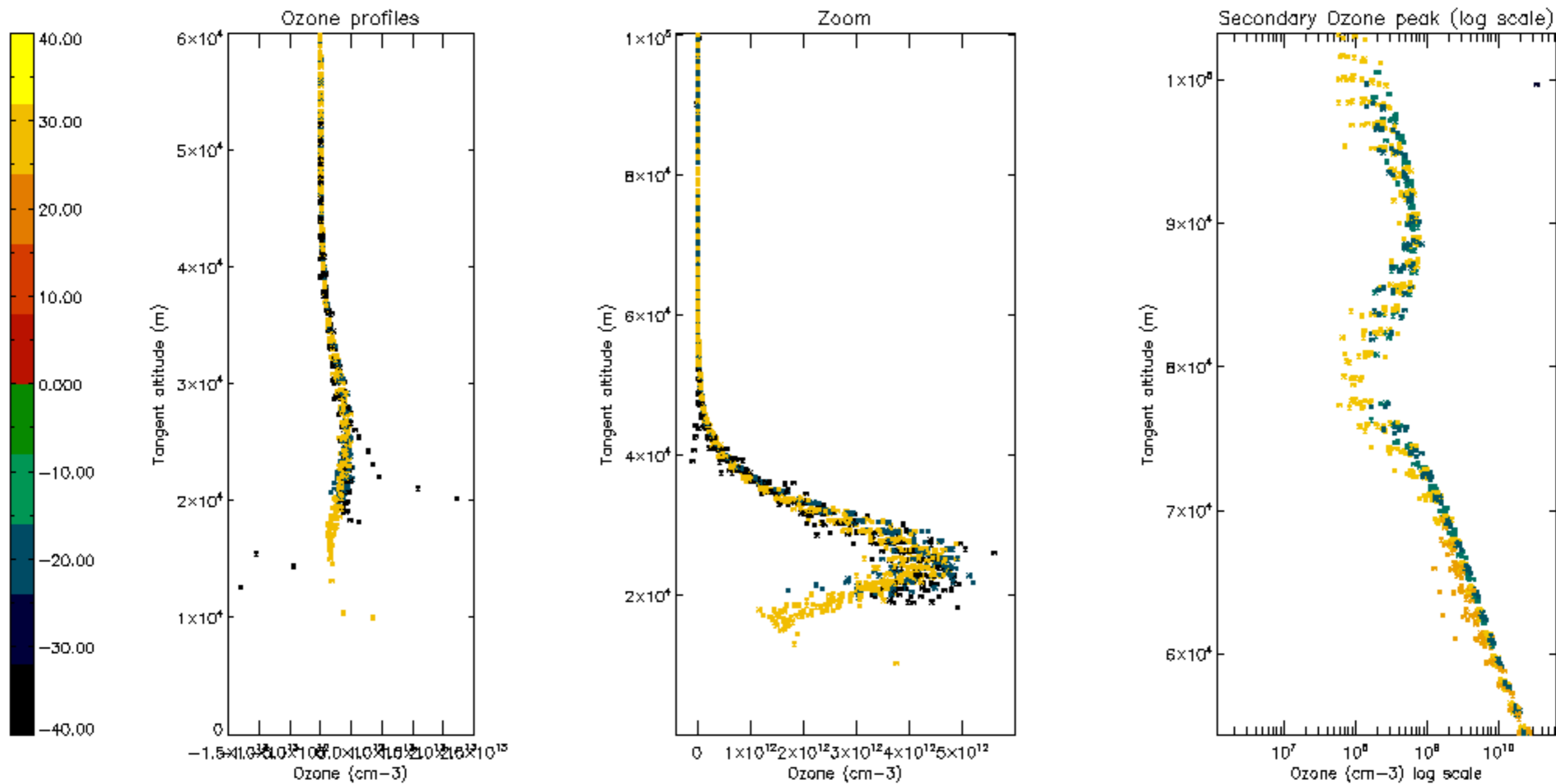
Percentage of star falling outside central band per profile

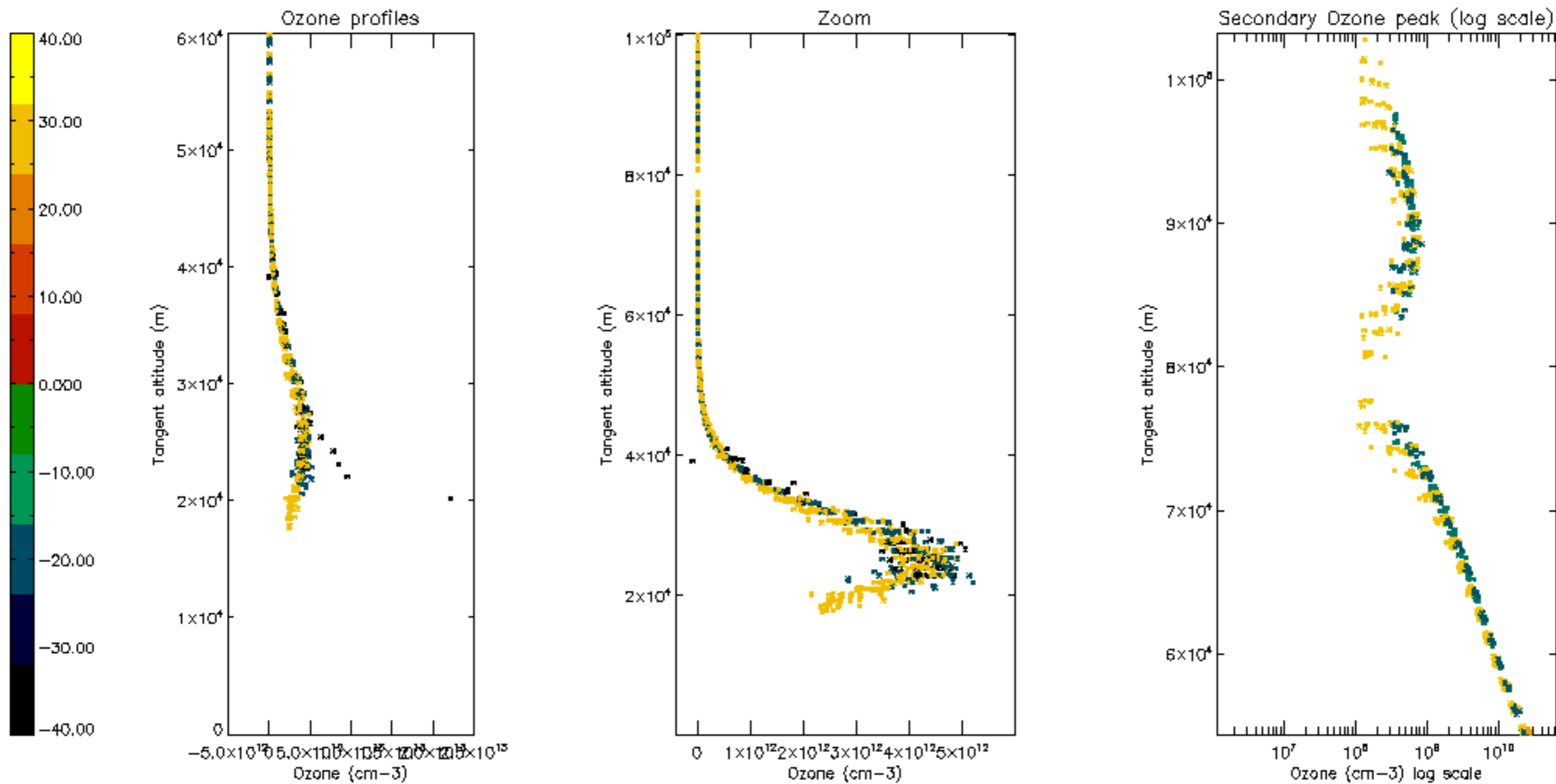


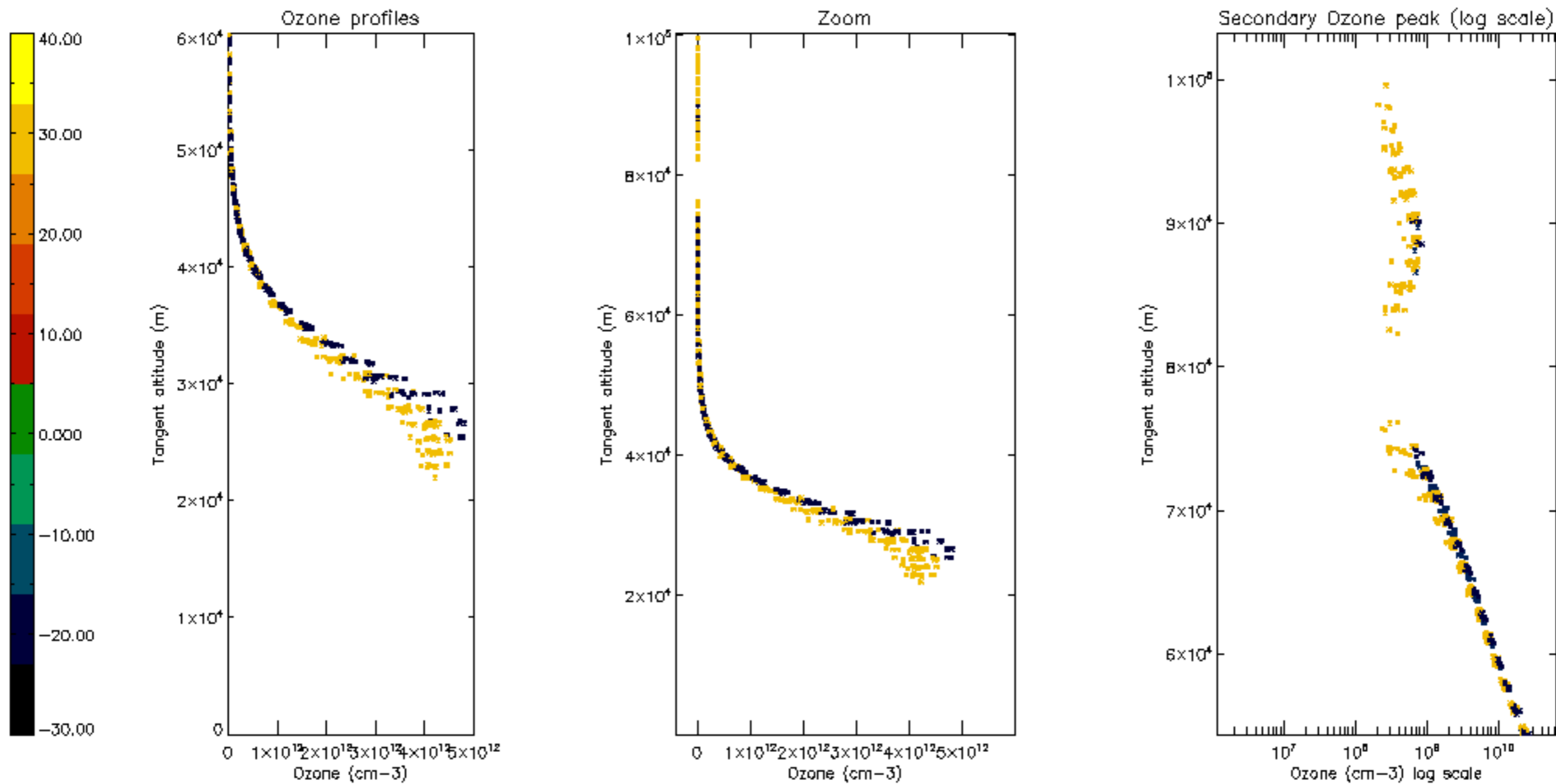
Percentage of saturation errors per profile

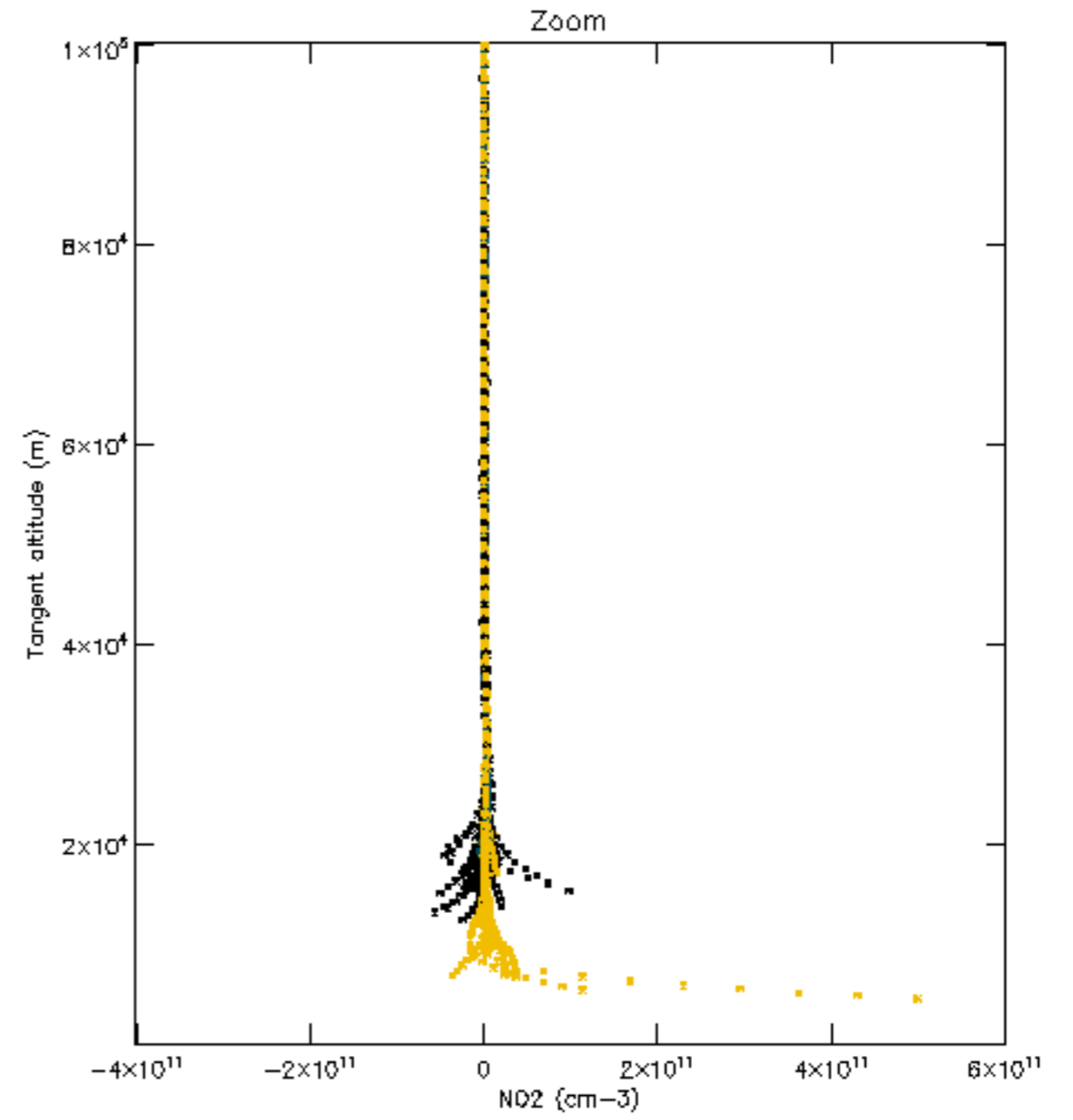
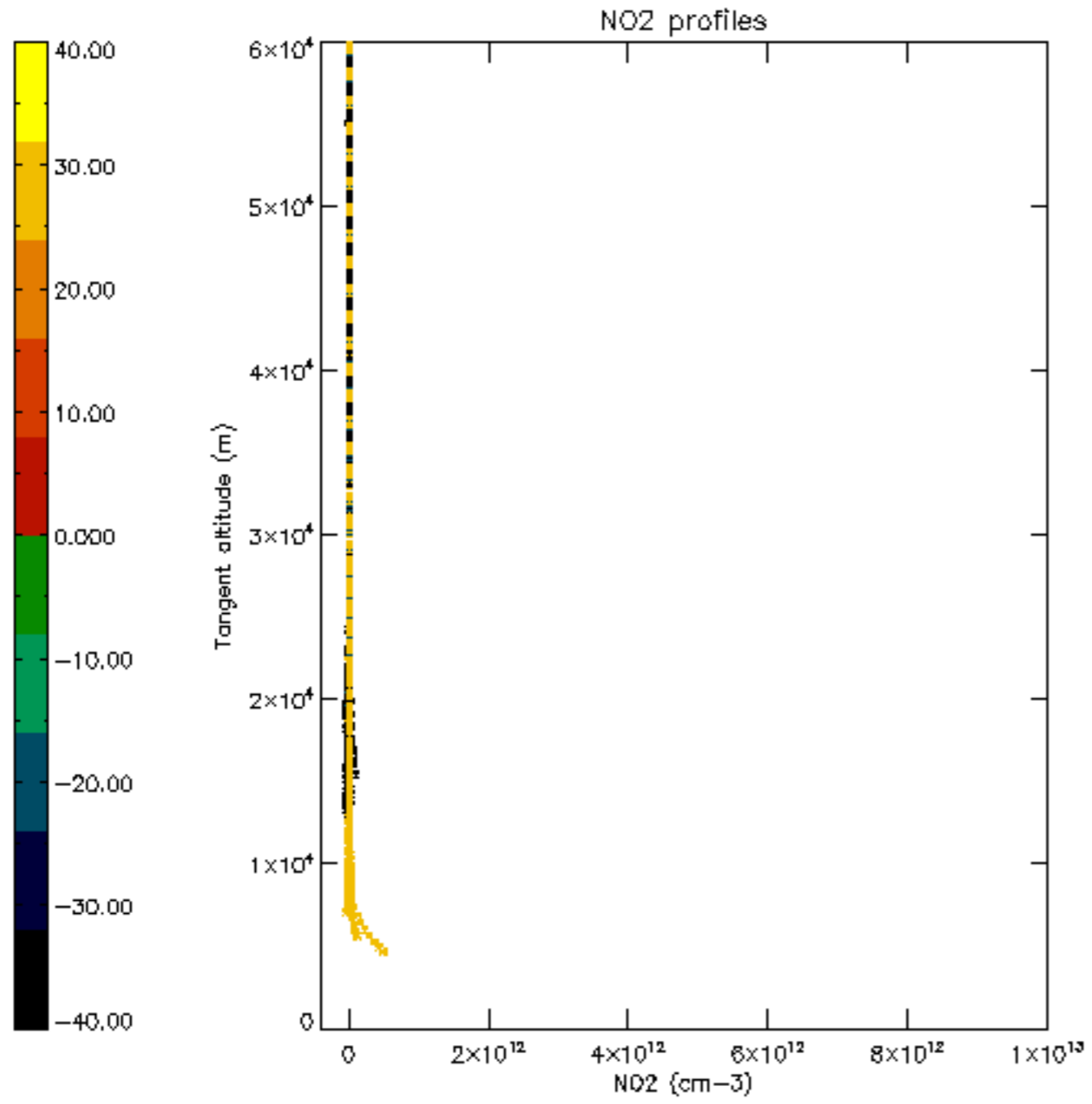


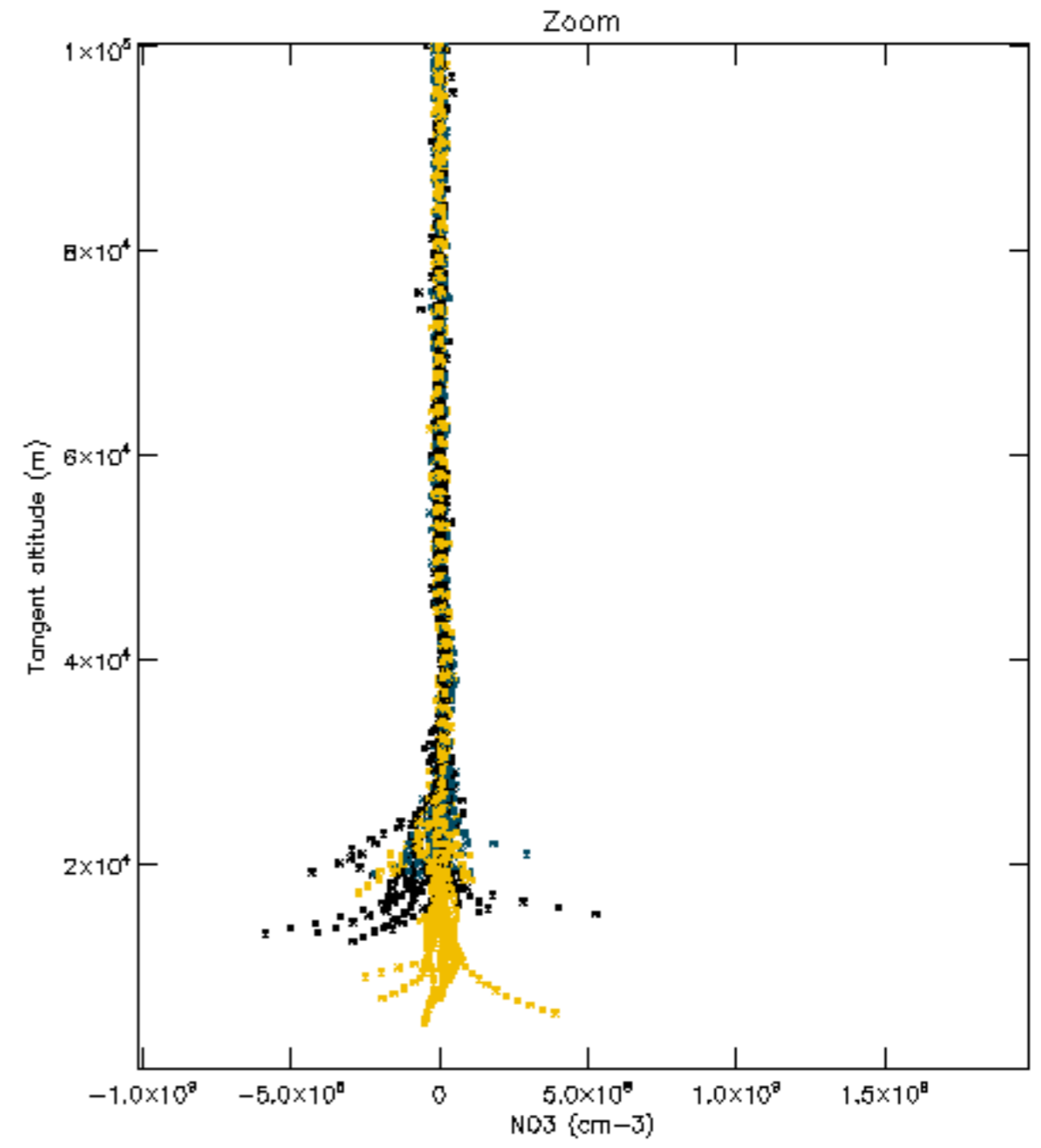
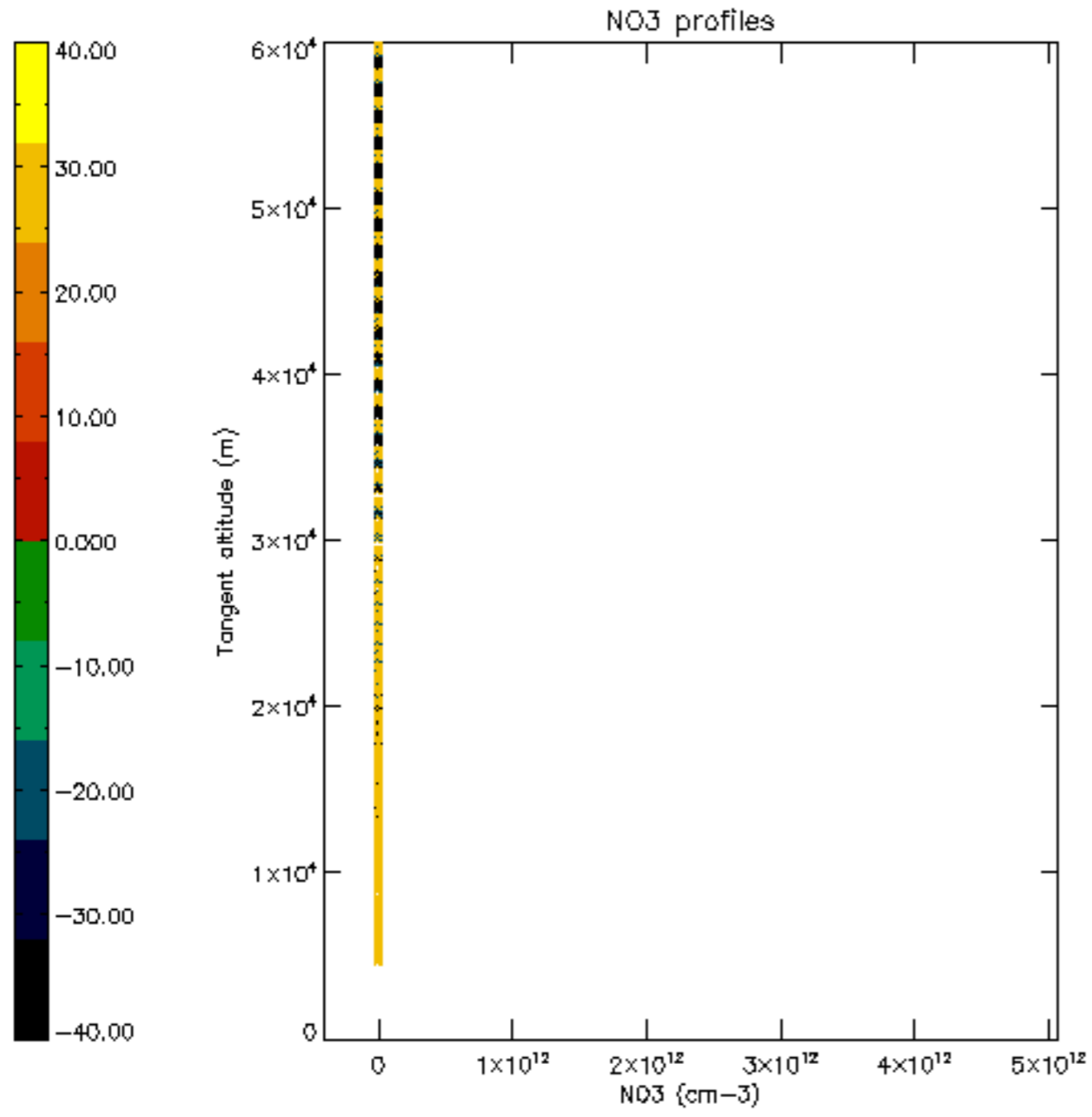


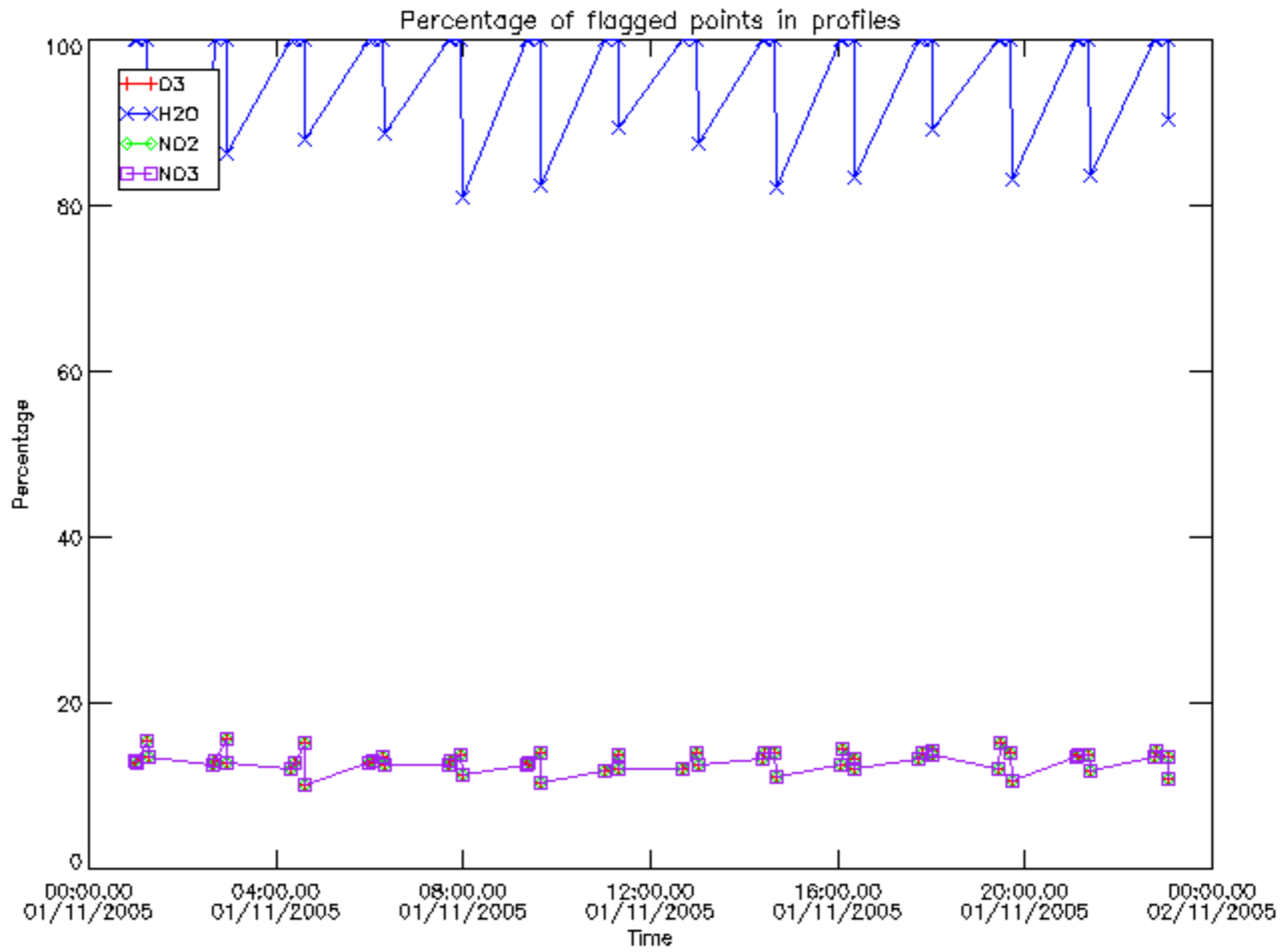




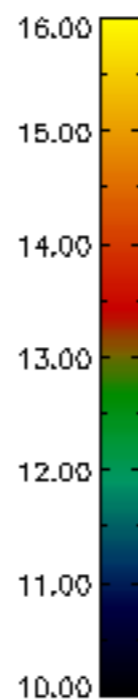
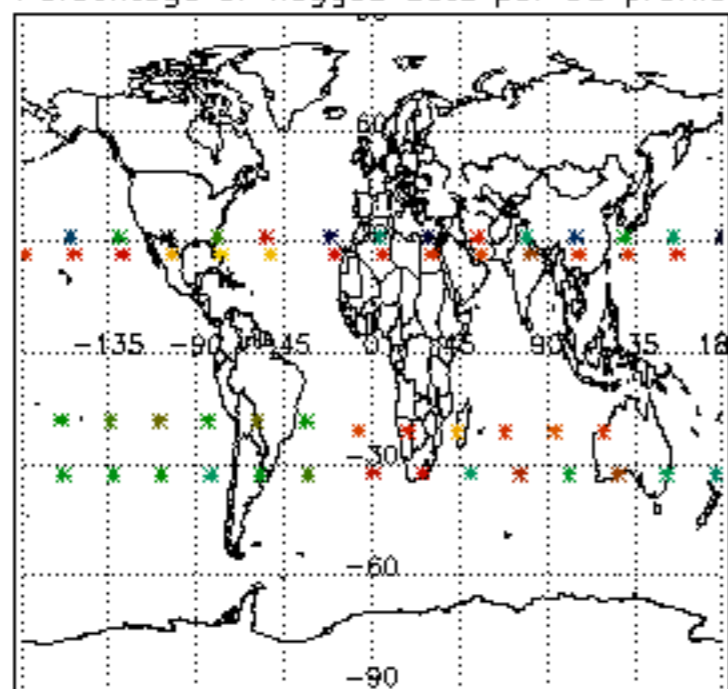




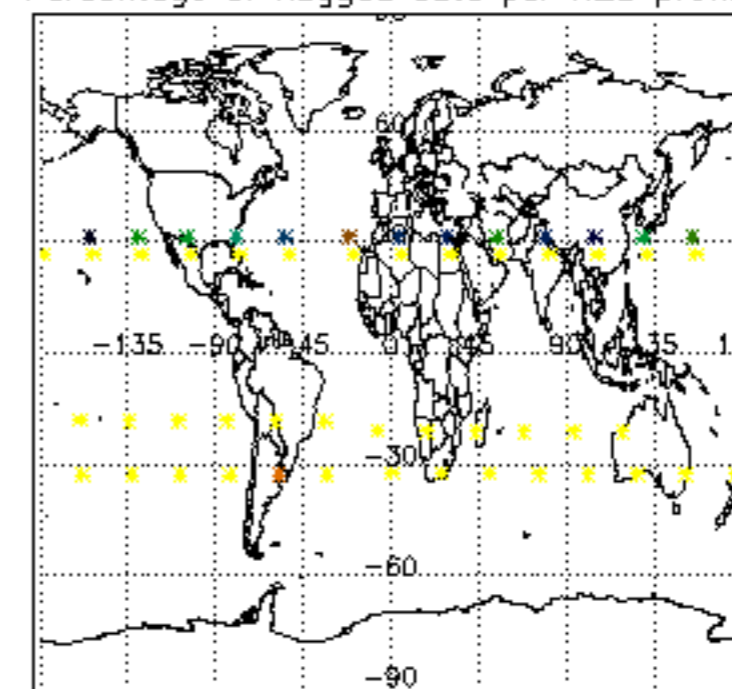




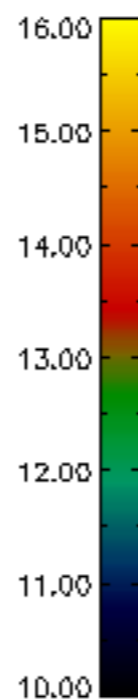
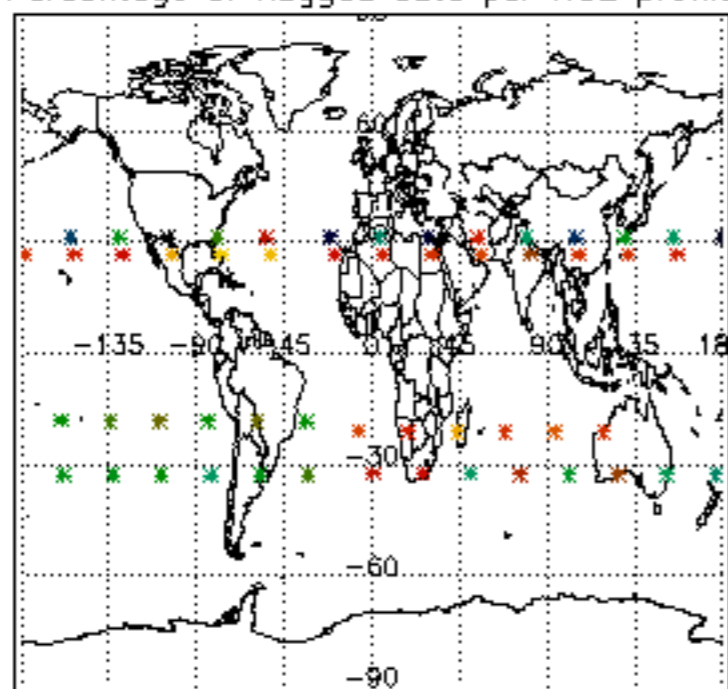
Percentage of flagged data per D3 profile



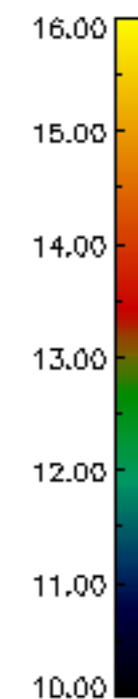
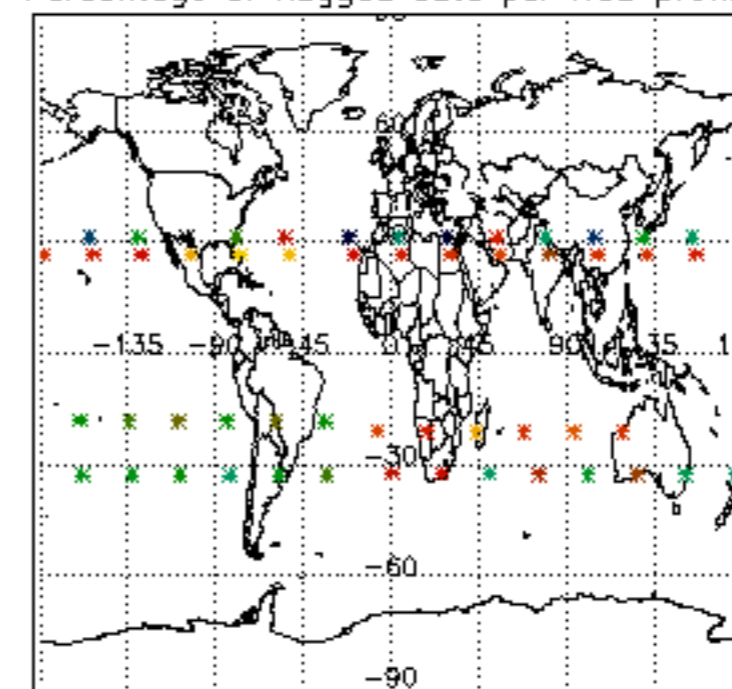
Percentage of flagged data per H2O profile

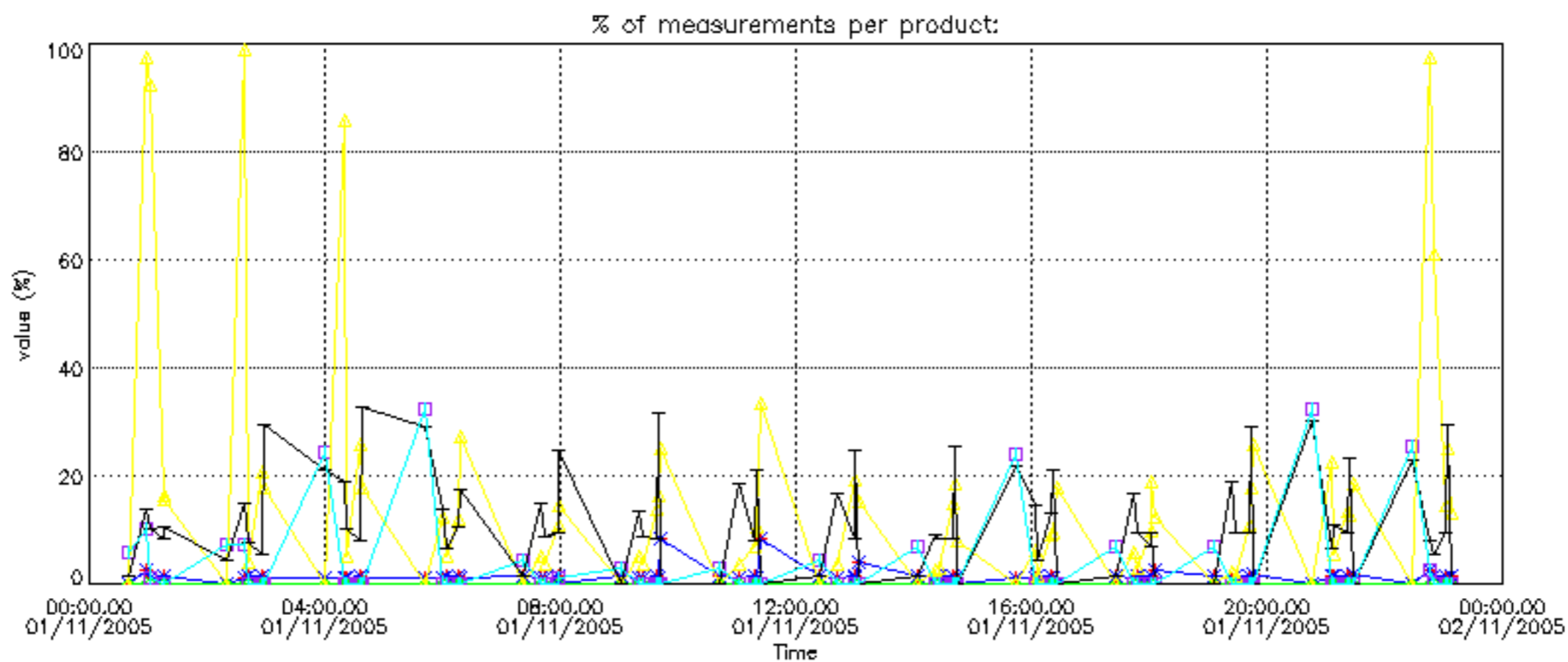


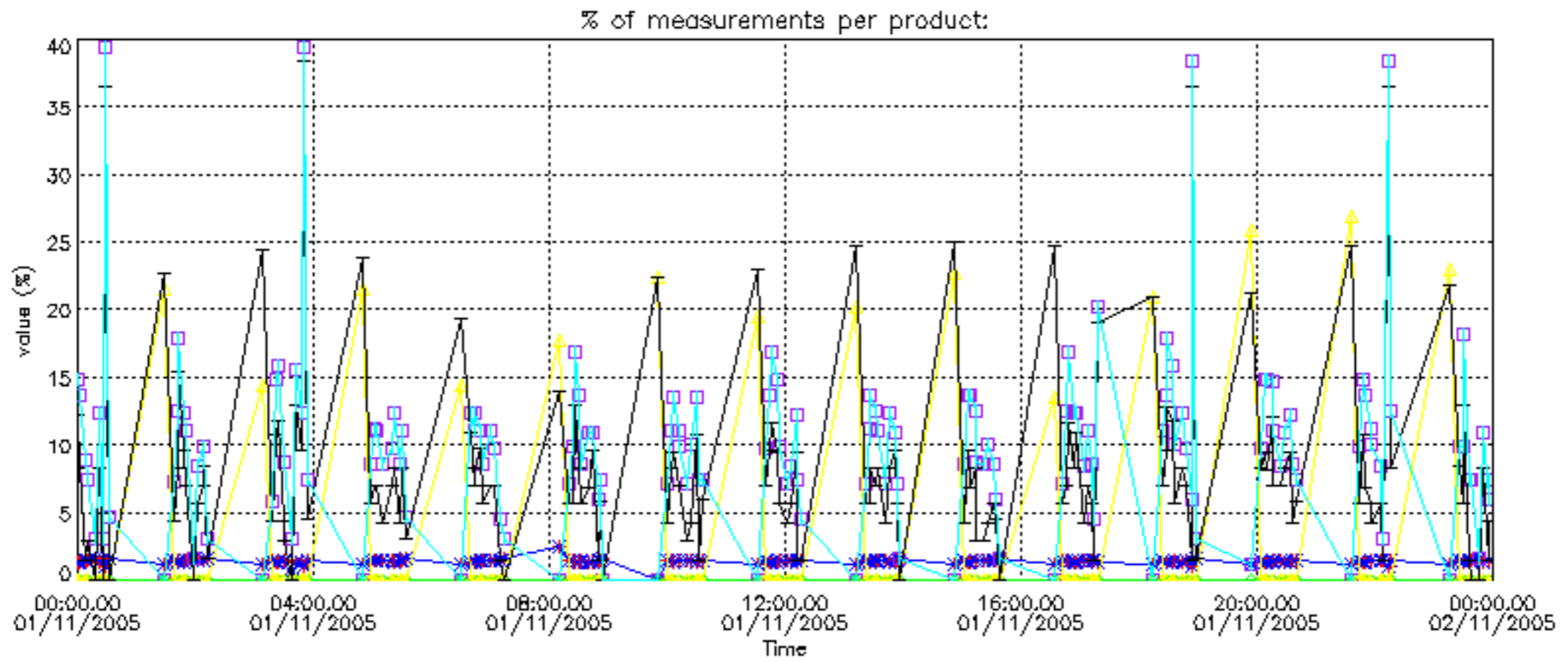
Percentage of flagged data per NO2 profile



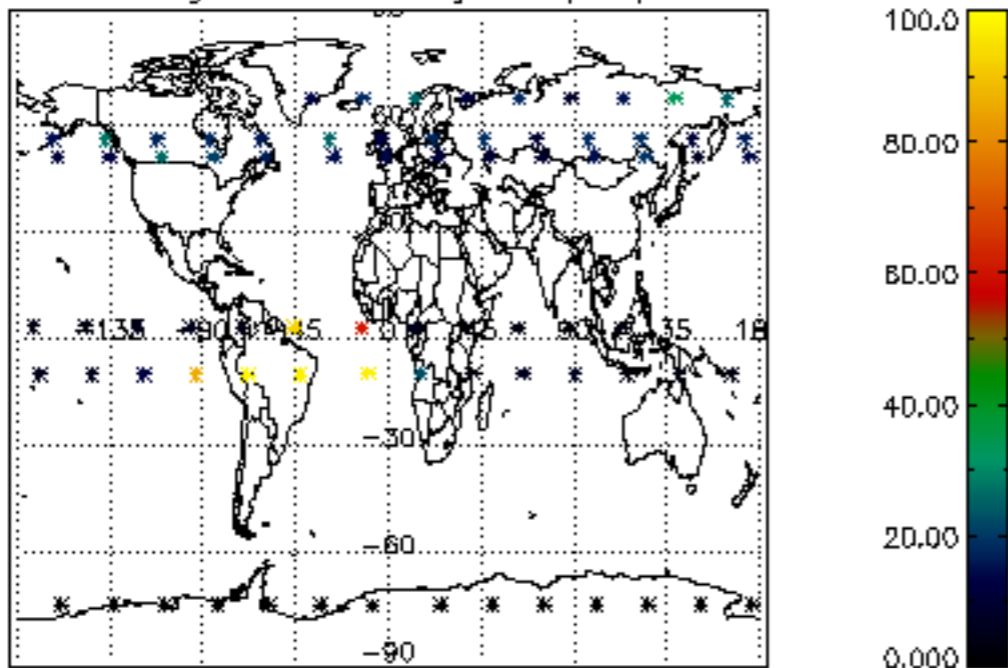
Percentage of flagged data per NO3 profile



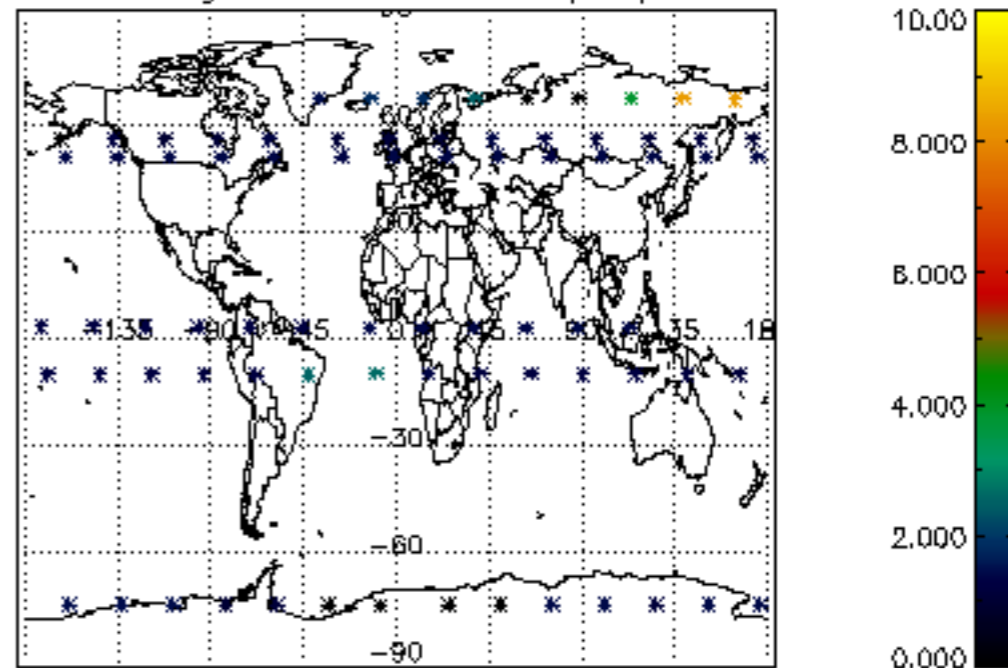




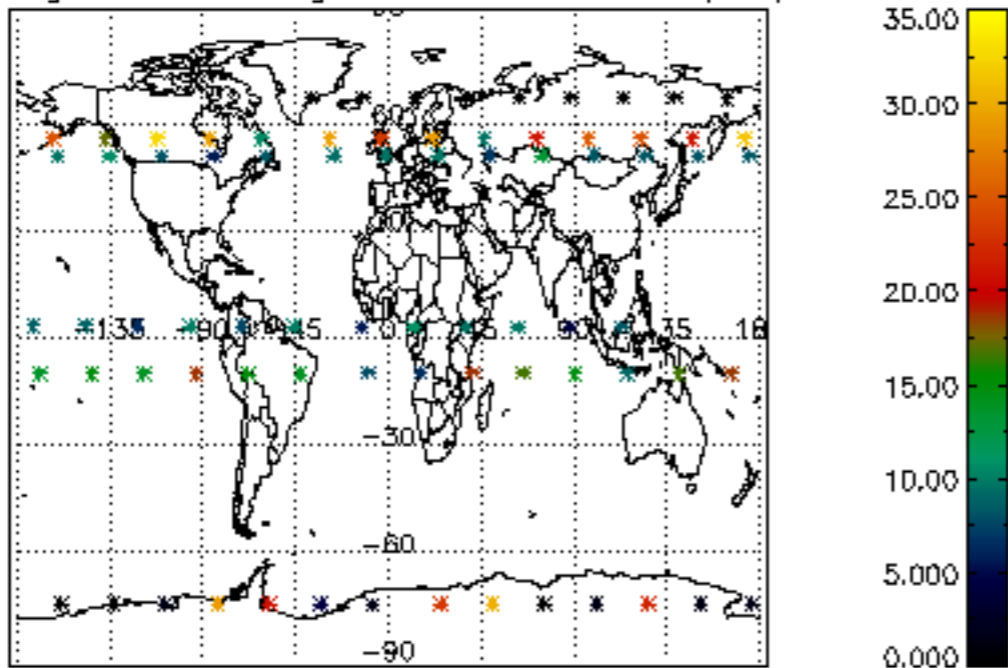
Percentage of cosmic ray hits per profile



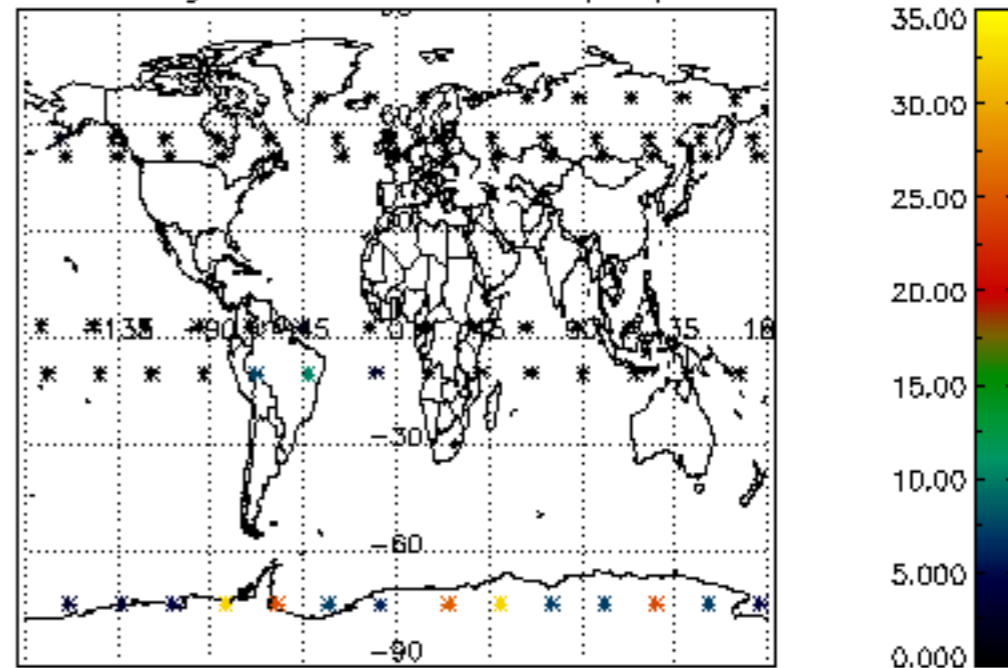
Percentage of datation errors per profile



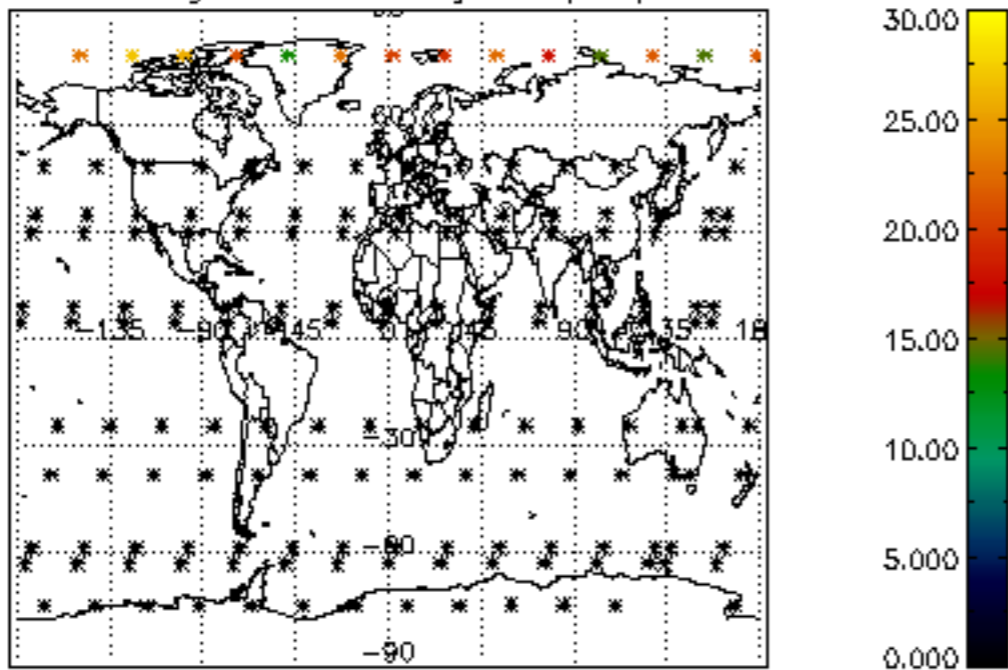
Percentage of star falling outside central band per profile



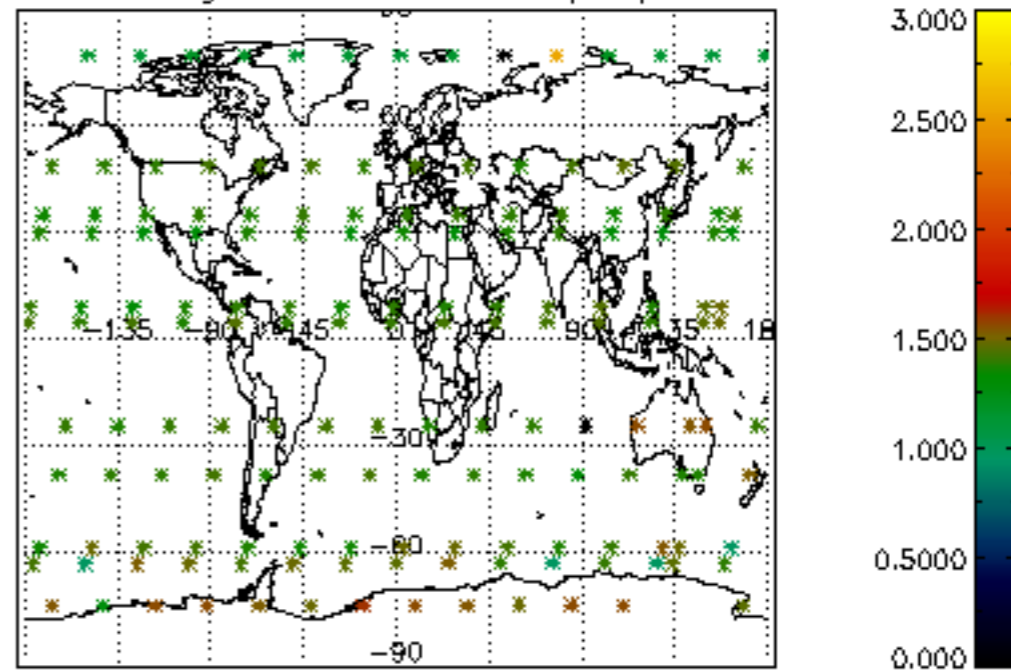
Percentage of saturation errors per profile



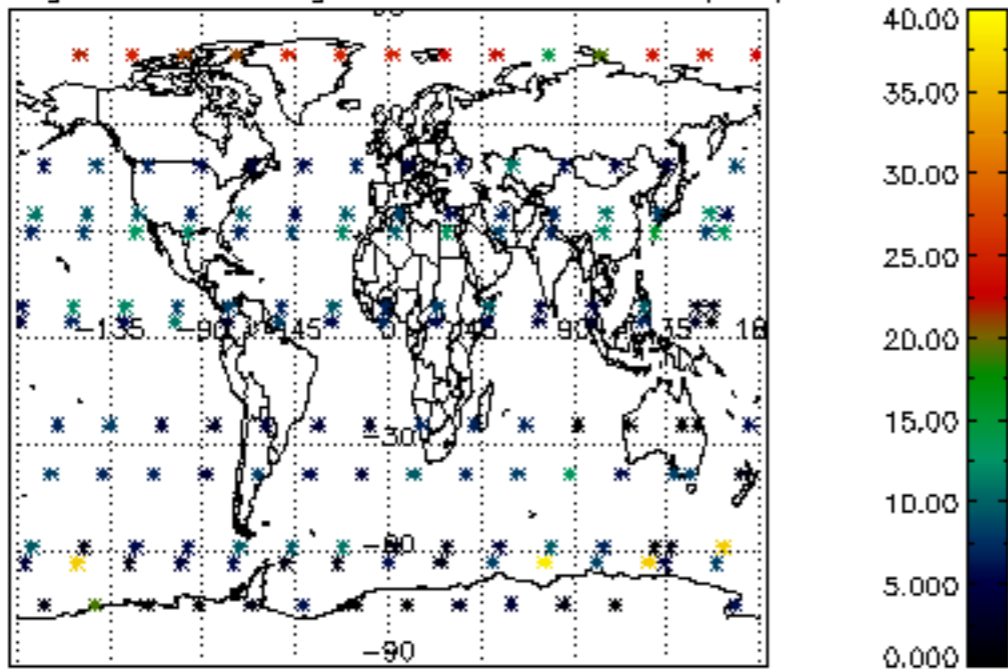
Percentage of cosmic ray hits per profile



Percentage of datation errors per profile



Percentage of star falling outside central band per profile



Percentage of saturation errors per profile

