

GOMOS Level 2 Daily Report

SUMMARY

[1. General Info](#)

[2. Summary of processed GOM_NL_2P products](#)

[3. Level 2 Quality information per product](#)

[3.1 Plot of level 2 quality information per product \(time dependant\)](#)

[3.2 Plot of level 2 quality information per product \(world map\)](#)

[4. Level 1 Quality information per product \(stored on level 2 products\)](#)

[4.1 Plot of level 1 quality information per product \(time dependant\)](#)

[4.1.1 Plot of level 1 quality information per product \(time dependant\): ASCENDING](#)

[4.1.2 Plot of level 1 quality information per product \(time dependant\): DESCENDING](#)

[4.2 Plot of level 1 quality information per product \(world map\)](#)

[4.2.1 Plot of level 1 quality information per product \(world map\): ASCENDING](#)

[4.2.2 Plot of level 1 quality information per product \(world map\): DESCENDING](#)

[5. Ozone profiles based on quality statistics and other trace gas profiles](#)

[5.1 Ozone statistics based on quality of products](#)

[5.2 Plot ozone profiles for all STD \(dark without errors\)](#)

[5.3 Plot ozone profiles where STD < 20% \(dark without errors\)](#)

[5.4. Plot ozone profiles where STD < 10% \(dark without errors\)](#)

[5.5. Plot ozone profiles where STD < 5% \(dark without errors\)](#)

[5.6 Plot NO2 profiles for all STD \(dark without errors\)](#)

[5.7 Plot NO3 profiles for all STD \(dark without errors\)](#)

[5.8 Plot H2O profiles \(only for occultations of stars 1,2,3,4,13,14,16,26,63 dark without errors\) for all STD](#)

[6. Auxiliary Data Files used for the production reported in section 2](#)

This report presents the daily analysis on parameters extracted from GOMOS level 2 data (GOM_NL__2P). It is intended to monitor some important parameters that will impact the quality of these products. A list of level 2 products (and content) that have arrived during the reporting day to the PCF is also given.

| Item | Value |
|---------------------------|---------------------------------|
| Time of report generation | 18APR2013 12:10:50 |
| Data source version | GOMOS/6.01 |
| Start time of products | 31-10-2005 (31OCT2005 00:00:00) |
| Stop time of products | 01-11-2005 (01NOV2005 00:00:00) |
| Store outputs in DB | Yes |
| Nb of level 2 prods | 225 |
| Nb of prods with errors | 0 |

2. Summary of processed GOM_NL__2P products.

| Nr | Filename | UTC Start time | Limb | Duration | Star Id | Star Name | Star Mag | Star Temp | Nb Meas | Orbit | Prod. error |
|----|--|----------------------|------------|----------|---------|-----------|----------|-----------|---------|-------|-------------|
| 1 | GOM_NL__2PRFIN20051031_000606_000000392042_00088_19180_8049.N1 | 31-OCT-2005 00:06:06 | Dark | 38.500 | 143 | Alp Hyi | 2.8570 | 7200.0 | 77 | 19180 | No |
| 2 | GOM_NL__2PRFIN20051031_000729_000000432042_00088_19180_8050.N1 | 31-OCT-2005 00:07:29 | Dark | 42.500 | 9 | Alp Eri | 0.45300 | 24000. | 85 | 19180 | No |
| 3 | GOM_NL__2PRFIN20051031_001850_000000452042_00088_19180_8051.N1 | 31-OCT-2005 00:18:50 | Straylight | 44.500 | 52 | 16Bet Cet | 2.0370 | 4500.0 | 89 | 19180 | No |
| 4 | GOM_NL__2PRFIN20051031_002820_000000352042_00088_19180_8052.N1 | 31-OCT-2005 00:28:20 | Bright | 35.000 | 140 | 88Gam Peg | 2.8340 | 26000. | 70 | 19180 | No |
| 5 | GOM_NL__2PRFIN20051031_003212_000000352042_00088_19180_8053.N1 | 31-OCT-2005 00:32:12 | Bright | 35.000 | 58 | 21Alp And | 2.0730 | 11000. | 70 | 19180 | No |
| 6 | GOM_NL__2PRFIN20051031_003343_000000382042_00088_19180_8054.N1 | 31-OCT-2005 00:33:43 | Bright | 38.000 | 53 | 43Bet And | 2.0480 | 3300.0 | 76 | 19180 | No |
| 7 | GOM_NL__2PRFIN20051031_003936_000000332042_00088_19180_8055.N1 | 31-OCT-2005 00:39:36 | Bright | 33.000 | 68 | 18Alp Cas | 2.2250 | 4500.0 | 66 | 19180 | No |
| 8 | GOM_NL__2PRFIN20051031_004048_000000342042_00088_19180_8056.N1 | 31-OCT-2005 00:40:48 | Bright | 34.000 | 76 | 27Gam Cas | 2.3000 | 30000. | 68 | 19180 | No |
| 9 | GOM_NL__2PRFIN20051031_004852_000000332042_00088_19180_8057.N1 | 31-OCT-2005 00:48:52 | Bright | 32.500 | 49 | 1Alp UMi | 1.9900 | 6300.0 | 65 | 19180 | No |
| 10 | GOM_NL__2PRFIN20051031_005240_000000362042_00088_19180_8058.N1 | 31-OCT-2005 00:52:40 | Bright | 35.500 | 60 | 7Bet UMi | 2.0810 | 3950.0 | 71 | 19180 | No |
| 11 | GOM_NL__2PRFIN20051031_005834_000000362042_00088_19180_8059.N1 | 31-OCT-2005 00:58:34 | Bright | 36.000 | 32 | 77Eps UMa | 1.7630 | 11000. | 72 | 19180 | No |
| 12 | GOM_NL__2PRFIN20051031_005950_000000352042_00088_19180_8060.N1 | 31-OCT-2005 00:59:50 | Bright | 34.500 | 39 | 85Eta UMa | 1.8540 | 24000. | 69 | 19180 | No |
| 13 | GOM_NL__2PRFIN20051031_010327_000000312042_00088_19180_8061.N1 | 31-OCT-2005 01:03:27 | Bright | 31.000 | 152 | 12Alp2CVn | 2.8900 | 11000. | 62 | 19180 | No |
| 14 | GOM_NL__2PRFIN20051031_011051_000000342042_00088_19180_8062.N1 | 31-OCT-2005 01:10:51 | Bright | 34.000 | 62 | 94Bet Leo | 2.1360 | 9700.0 | 68 | 19180 | No |
| 15 | GOM_NL__2PRFIN20051031_012927_000000392042_00088_19180_8063.N1 | 31-OCT-2005 01:29:27 | Dark | 39.000 | 113 | Mu Vel | 2.6920 | 5000.0 | 78 | 19180 | No |
| 16 | GOM_NL__2PRFIN20051031_013310_000000402042_00089_19181_8069.N1 | 31-OCT-2005 01:33:10 | Dark | 40.000 | 91 | Kap Vel | 2.4900 | 26000. | 80 | 19181 | No |
| 17 | GOM_NL__2PRFIN20051031_014642_000000362042_00089_19181_8070.N1 | 31-OCT-2005 01:46:42 | Dark | 36.000 | 143 | Alp Hyi | 2.8570 | 7200.0 | 72 | 19181 | No |
| 18 | GOM_NL__2PRFIN20051031_014805_000000432042_00089_19181_8071.N1 | 31-OCT-2005 01:48:05 | Dark | 42.500 | 9 | Alp Eri | 0.45300 | 24000. | 85 | 19181 | No |
| 19 | GOM_NL__2PRFIN20051031_015926_000000452042_00089_19181_8072.N1 | 31-OCT-2005 01:59:26 | Straylight | 45.000 | 52 | 16Bet Cet | 2.0370 | 4500.0 | 90 | 19181 | No |
| 20 | GOM_NL__2PRFIN20051031_020856_000000362042_00089_19181_8073.N1 | 31-OCT-2005 02:08:56 | Bright | 35.500 | 140 | 88Gam Peg | 2.8340 | 26000. | 71 | 19181 | No |
| 21 | GOM_NL__2PRFIN20051031_021248_000000372042_00089_19181_8074.N1 | 31-OCT-2005 02:12:48 | Bright | 36.500 | 58 | 21Alp And | 2.0730 | 11000. | 73 | 19181 | No |
| 22 | GOM_NL__2PRFIN20051031_021419_000000382042_00089_19181_8075.N1 | 31-OCT-2005 02:14:19 | Bright | 38.000 | 53 | 43Bet And | 2.0480 | 3300.0 | 76 | 19181 | No |
| 23 | GOM_NL__2PRFIN20051031_022012_000000372042_00089_19181_8076.N1 | 31-OCT-2005 02:20:12 | Bright | 36.500 | 68 | 18Alp Cas | 2.2250 | 4500.0 | 73 | 19181 | No |
| 24 | GOM_NL__2PRFIN20051031_022124_000000362042_00089_19181_8077.N1 | 31-OCT-2005 02:21:24 | Bright | 36.000 | 76 | 27Gam Cas | 2.3000 | 30000. | 72 | 19181 | No |
| 25 | GOM_NL__2PRFIN20051031_022928_000000322042_00089_19181_8078.N1 | 31-OCT-2005 02:29:28 | Bright | 31.500 | 49 | 1Alp UMi | 1.9900 | 6300.0 | 63 | 19181 | No |
| 26 | GOM_NL__2PRFIN20051031_023316_000000372042_00089_19181_8079.N1 | 31-OCT-2005 02:33:16 | Bright | 37.000 | 60 | 7Bet UMi | 2.0810 | 3950.0 | 74 | 19181 | No |
| 27 | GOM_NL__2PRFIN20051031_023910_000000362042_00089_19181_8080.N1 | 31-OCT-2005 02:39:10 | Bright | 36.000 | 32 | 77Eps UMa | 1.7630 | 11000. | 72 | 19181 | No |
| 28 | GOM_NL__2PRFIN20051031_024026_000000522042_00089_19181_8081.N1 | 31-OCT-2005 02:40:26 | Bright | 52.000 | 39 | 85Eta UMa | 1.8540 | 24000. | 104 | 19181 | No |
| 29 | GOM_NL__2PRFIN20051031_024403_000000512042_00089_19181_8082.N1 | 31-OCT-2005 02:44:03 | Bright | 51.000 | 152 | 12Alp2CVn | 2.8900 | 11000. | 102 | 19181 | No |
| 30 | GOM_NL__2PRFIN20051031_025127_000000532042_00089_19181_8083.N1 | 31-OCT-2005 02:51:27 | Bright | 53.000 | 62 | 94Bet Leo | 2.1360 | 9700.0 | 106 | 19181 | No |
| 31 | GOM_NL__2PRFIN20051031_031004_000000392042_00089_19181_8084.N1 | 31-OCT-2005 03:10:04 | Dark | 39.000 | 113 | Mu Vel | 2.6920 | 5000.0 | 78 | 19181 | No |
| 32 | GOM_NL__2PRFIN20051031_031346_000000392042_00090_19182_8069.N1 | 31-OCT-2005 03:13:46 | Dark | 39.000 | 91 | Kap Vel | 2.4900 | 26000. | 78 | 19182 | No |
| 33 | GOM_NL__2PRFIN20051031_032718_000000372042_00090_19182_8070.N1 | 31-OCT-2005 03:27:18 | Dark | 36.500 | 143 | Alp Hyi | 2.8570 | 7200.0 | 73 | 19182 | No |
| 34 | GOM_NL__2PRFIN20051031_032841_000000502042_00090_19182_8071.N1 | 31-OCT-2005 03:28:41 | Dark | 49.500 | 9 | Alp Eri | 0.45300 | 24000. | 99 | 19182 | No |
| 35 | GOM_NL__2PRFIN20051031_034002_000000442042_00090_19182_8072.N1 | 31-OCT-2005 03:40:02 | Straylight | 43.500 | 52 | 16Bet Cet | 2.0370 | 4500.0 | 87 | 19182 | No |
| 36 | GOM_NL__2PRFIN20051031_034933_000000362042_00090_19182_8073.N1 | 31-OCT-2005 03:49:33 | Bright | 35.500 | 140 | 88Gam Peg | 2.8340 | 26000. | 71 | 19182 | No |
| 37 | GOM_NL__2PRFIN20051031_035324_000000372042_00090_19182_8074.N1 | 31-OCT-2005 03:53:24 | Bright | 36.500 | 58 | 21Alp And | 2.0730 | 11000. | 73 | 19182 | No |
| 38 | GOM_NL__2PRFIN20051031_035455_000000372042_00090_19182_8075.N1 | 31-OCT-2005 03:54:55 | Bright | 37.000 | 53 | 43Bet And | 2.0480 | 3300.0 | 74 | 19182 | No |
| 39 | GOM_NL__2PRFIN20051031_040048_000000352042_00090_19182_8076.N1 | 31-OCT-2005 04:00:48 | Bright | 34.500 | 68 | 18Alp Cas | 2.2250 | 4500.0 | 69 | 19182 | No |
| 40 | GOM_NL__2PRFIN20051031_040159_000000372042_00090_19182_8077.N1 | 31-OCT-2005 04:01:59 | Bright | 36.500 | 76 | 27Gam Cas | 2.3000 | 30000. | 73 | 19182 | No |
| 41 | GOM_NL__2PRFIN20051031_041004_000000332042_00090_19182_8078.N1 | 31-OCT-2005 04:10:04 | Bright | 32.500 | 49 | 1Alp UMi | 1.9900 | 6300.0 | 65 | 19182 | No |
| 42 | GOM_NL__2PRFIN20051031_041352_000000362042_00090_19182_8079.N1 | 31-OCT-2005 04:13:52 | Bright | 36.000 | 60 | 7Bet UMi | 2.0810 | 3950.0 | 72 | 19182 | No |

| | | | | | | | | | | | |
|-----|--|----------------------|------------|--------|-----|-----------|---------|--------|-----|-------|----|
| 43 | GOM_NL__2PRFIN20051031_041946_000000372042_00090_19182_8080.N1 | 31-OCT-2005 04:19:46 | Bright | 36.500 | 32 | 77Eps UMa | 1.7630 | 11000. | 73 | 19182 | No |
| 44 | GOM_NL__2PRFIN20051031_042102_000000362042_00090_19182_8081.N1 | 31-OCT-2005 04:21:02 | Bright | 35.500 | 39 | 85Eta UMa | 1.8540 | 24000. | 71 | 19182 | No |
| 45 | GOM_NL__2PRFIN20051031_042439_000000512042_00090_19182_8082.N1 | 31-OCT-2005 04:24:39 | Bright | 51.000 | 152 | 12Alp2CVn | 2.8900 | 11000. | 102 | 19182 | No |
| 46 | GOM_NL__2PRFIN20051031_043203_000000352042_00090_19182_8083.N1 | 31-OCT-2005 04:32:03 | Bright | 34.500 | 62 | 94Bet Leo | 2.1360 | 9700.0 | 69 | 19182 | No |
| 47 | GOM_NL__2PRFIN20051031_045040_000000402042_00090_19182_8084.N1 | 31-OCT-2005 04:50:40 | Dark | 39.500 | 113 | Mu Vel | 2.6920 | 5000.0 | 79 | 19182 | No |
| 48 | GOM_NL__2PRFIN20051031_045423_000000382042_00091_19183_8069.N1 | 31-OCT-2005 04:54:23 | Dark | 38.000 | 91 | Kap Vel | 2.4900 | 26000. | 76 | 19183 | No |
| 49 | GOM_NL__2PRFIN20051031_050754_000000372042_00091_19183_8070.N1 | 31-OCT-2005 05:07:54 | Dark | 36.500 | 143 | Alp Hyi | 2.8570 | 7200.0 | 73 | 19183 | No |
| 50 | GOM_NL__2PRFIN20051031_050918_000000502042_00091_19183_8071.N1 | 31-OCT-2005 05:09:18 | Dark | 50.000 | 9 | Alp Eri | 0.45300 | 24000. | 100 | 19183 | No |
| 51 | GOM_NL__2PRFIN20051031_052039_000000432042_00091_19183_8072.N1 | 31-OCT-2005 05:20:39 | Straylight | 42.500 | 52 | 16Bet Cet | 2.0370 | 4500.0 | 85 | 19183 | No |
| 52 | GOM_NL__2PRFIN20051031_053009_000000362042_00091_19183_8073.N1 | 31-OCT-2005 05:30:09 | Bright | 36.000 | 140 | 88Gam Peg | 2.8340 | 26000. | 72 | 19183 | No |
| 53 | GOM_NL__2PRFIN20051031_053400_000000362042_00091_19183_8074.N1 | 31-OCT-2005 05:34:00 | Bright | 36.000 | 58 | 21Alp And | 2.0730 | 11000. | 72 | 19183 | No |
| 54 | GOM_NL__2PRFIN20051031_053531_000000352042_00091_19183_8075.N1 | 31-OCT-2005 05:35:31 | Bright | 35.000 | 53 | 43Bet And | 2.0480 | 3300.0 | 70 | 19183 | No |
| 55 | GOM_NL__2PRFIN20051031_054124_000000362042_00091_19183_8076.N1 | 31-OCT-2005 05:41:24 | Bright | 36.000 | 68 | 18Alp Cas | 2.2250 | 4500.0 | 72 | 19183 | No |
| 56 | GOM_NL__2PRFIN20051031_054235_000000362042_00091_19183_8077.N1 | 31-OCT-2005 05:42:35 | Bright | 36.000 | 76 | 27Gam Cas | 2.3000 | 30000. | 72 | 19183 | No |
| 57 | GOM_NL__2PRFIN20051031_055040_000000372042_00091_19183_8078.N1 | 31-OCT-2005 05:50:40 | Bright | 36.500 | 49 | 1Alp UMi | 1.9900 | 6300.0 | 73 | 19183 | No |
| 58 | GOM_NL__2PRFIN20051031_055428_000000382042_00091_19183_8079.N1 | 31-OCT-2005 05:54:28 | Bright | 37.500 | 60 | 7Bet UMi | 2.0810 | 3950.0 | 75 | 19183 | No |
| 59 | GOM_NL__2PRFIN20051031_060022_000000412042_00091_19183_8080.N1 | 31-OCT-2005 06:00:22 | Bright | 41.000 | 32 | 77Eps UMa | 1.7630 | 11000. | 82 | 19183 | No |
| 60 | GOM_NL__2PRFIN20051031_060139_000000362042_00091_19183_8081.N1 | 31-OCT-2005 06:01:39 | Bright | 35.500 | 39 | 85Eta UMa | 1.8540 | 24000. | 71 | 19183 | No |
| 61 | GOM_NL__2PRFIN20051031_061240_000000352042_00091_19183_8082.N1 | 31-OCT-2005 06:12:40 | Bright | 35.000 | 62 | 94Bet Leo | 2.1360 | 9700.0 | 70 | 19183 | No |
| 62 | GOM_NL__2PRFIN20051031_063116_000000402042_00091_19183_8083.N1 | 31-OCT-2005 06:31:16 | Dark | 40.000 | 113 | Mu Vel | 2.6920 | 5000.0 | 80 | 19183 | No |
| 63 | GOM_NL__2PRFIN20051031_063500_000000402042_00092_19184_8069.N1 | 31-OCT-2005 06:35:00 | Dark | 39.500 | 91 | Kap Vel | 2.4900 | 26000. | 79 | 19184 | No |
| 64 | GOM_NL__2PRFIN20051031_064831_000000392042_00092_19184_8070.N1 | 31-OCT-2005 06:48:31 | Dark | 39.000 | 143 | Alp Hyi | 2.8570 | 7200.0 | 78 | 19184 | No |
| 65 | GOM_NL__2PRFIN20051031_064954_000000412042_00092_19184_8071.N1 | 31-OCT-2005 06:49:54 | Dark | 41.000 | 9 | Alp Eri | 0.45300 | 24000. | 82 | 19184 | No |
| 66 | GOM_NL__2PRFIN20051031_070115_000000442042_00092_19184_8072.N1 | 31-OCT-2005 07:01:15 | Straylight | 44.000 | 52 | 16Bet Cet | 2.0370 | 4500.0 | 88 | 19184 | No |
| 67 | GOM_NL__2PRFIN20051031_071045_000000362042_00092_19184_8073.N1 | 31-OCT-2005 07:10:45 | Bright | 36.000 | 140 | 88Gam Peg | 2.8340 | 26000. | 72 | 19184 | No |
| 68 | GOM_NL__2PRFIN20051031_071437_000000352042_00092_19184_8074.N1 | 31-OCT-2005 07:14:37 | Bright | 35.000 | 58 | 21Alp And | 2.0730 | 11000. | 70 | 19184 | No |
| 69 | GOM_NL__2PRFIN20051031_071607_000000382042_00092_19184_8075.N1 | 31-OCT-2005 07:16:07 | Bright | 37.500 | 53 | 43Bet And | 2.0480 | 3300.0 | 75 | 19184 | No |
| 70 | GOM_NL__2PRFIN20051031_072200_000000362042_00092_19184_8076.N1 | 31-OCT-2005 07:22:00 | Bright | 36.000 | 68 | 18Alp Cas | 2.2250 | 4500.0 | 72 | 19184 | No |
| 71 | GOM_NL__2PRFIN20051031_072312_000000362042_00092_19184_8077.N1 | 31-OCT-2005 07:23:12 | Bright | 36.000 | 76 | 27Gam Cas | 2.3000 | 30000. | 72 | 19184 | No |
| 72 | GOM_NL__2PRFIN20051031_073116_000000352042_00092_19184_8078.N1 | 31-OCT-2005 07:31:16 | Bright | 35.000 | 49 | 1Alp UMi | 1.9900 | 6300.0 | 70 | 19184 | No |
| 73 | GOM_NL__2PRFIN20051031_073504_000000492042_00092_19184_8079.N1 | 31-OCT-2005 07:35:04 | Bright | 48.500 | 60 | 7Bet UMi | 2.0810 | 3950.0 | 97 | 19184 | No |
| 74 | GOM_NL__2PRFIN20051031_074058_000000372042_00092_19184_8080.N1 | 31-OCT-2005 07:40:58 | Bright | 37.000 | 32 | 77Eps UMa | 1.7630 | 11000. | 74 | 19184 | No |
| 75 | GOM_NL__2PRFIN20051031_074215_000000522042_00092_19184_8081.N1 | 31-OCT-2005 07:42:15 | Bright | 52.000 | 39 | 85Eta UMa | 1.8540 | 24000. | 104 | 19184 | No |
| 76 | GOM_NL__2PRFIN20051031_074552_000000312042_00092_19184_8082.N1 | 31-OCT-2005 07:45:52 | Bright | 30.500 | 152 | 12Alp2CVn | 2.8900 | 11000. | 61 | 19184 | No |
| 77 | GOM_NL__2PRFIN20051031_075316_000000352042_00092_19184_8083.N1 | 31-OCT-2005 07:53:16 | Bright | 35.000 | 62 | 94Bet Leo | 2.1360 | 9700.0 | 70 | 19184 | No |
| 78 | GOM_NL__2PRFIN20051031_081153_000000422042_00092_19184_8084.N1 | 31-OCT-2005 08:11:53 | Dark | 42.000 | 113 | Mu Vel | 2.6920 | 5000.0 | 84 | 19184 | No |
| 79 | GOM_NL__2PRFIN20051031_081536_000000392042_00093_19185_8069.N1 | 31-OCT-2005 08:15:36 | Dark | 38.500 | 91 | Kap Vel | 2.4900 | 26000. | 77 | 19185 | No |
| 80 | GOM_NL__2PRFIN20051031_082907_000000432042_00093_19185_8070.N1 | 31-OCT-2005 08:29:07 | Dark | 42.500 | 143 | Alp Hyi | 2.8570 | 7200.0 | 85 | 19185 | No |
| 81 | GOM_NL__2PRFIN20051031_083030_000000402042_00093_19185_8071.N1 | 31-OCT-2005 08:30:30 | Dark | 40.000 | 9 | Alp Eri | 0.45300 | 24000. | 80 | 19185 | No |
| 82 | GOM_NL__2PRFIN20051031_084151_000000442042_00093_19185_8072.N1 | 31-OCT-2005 08:41:51 | Straylight | 43.500 | 52 | 16Bet Cet | 2.0370 | 4500.0 | 87 | 19185 | No |
| 83 | GOM_NL__2PRFIN20051031_085121_000000362042_00093_19185_8073.N1 | 31-OCT-2005 08:51:21 | Bright | 35.500 | 140 | 88Gam Peg | 2.8340 | 26000. | 71 | 19185 | No |
| 84 | GOM_NL__2PRFIN20051031_085513_000000362042_00093_19185_8074.N1 | 31-OCT-2005 08:55:13 | Bright | 36.000 | 58 | 21Alp And | 2.0730 | 11000. | 72 | 19185 | No |
| 85 | GOM_NL__2PRFIN20051031_085643_000000382042_00093_19185_8075.N1 | 31-OCT-2005 08:56:43 | Bright | 38.000 | 53 | 43Bet And | 2.0480 | 3300.0 | 76 | 19185 | No |
| 86 | GOM_NL__2PRFIN20051031_090236_000000372042_00093_19185_8076.N1 | 31-OCT-2005 09:02:36 | Bright | 36.500 | 68 | 18Alp Cas | 2.2250 | 4500.0 | 73 | 19185 | No |
| 87 | GOM_NL__2PRFIN20051031_090347_000000362042_00093_19185_8077.N1 | 31-OCT-2005 09:03:47 | Bright | 36.000 | 76 | 27Gam Cas | 2.3000 | 30000. | 72 | 19185 | No |
| 88 | GOM_NL__2PRFIN20051031_091152_000000352042_00093_19185_8078.N1 | 31-OCT-2005 09:11:52 | Bright | 35.000 | 49 | 1Alp UMi | 1.9900 | 6300.0 | 70 | 19185 | No |
| 89 | GOM_NL__2PRFIN20051031_091540_000000352042_00093_19185_8079.N1 | 31-OCT-2005 09:15:40 | Bright | 34.500 | 60 | 7Bet UMi | 2.0810 | 3950.0 | 69 | 19185 | No |
| 90 | GOM_NL__2PRFIN20051031_092134_000000342042_00093_19185_8080.N1 | 31-OCT-2005 09:21:34 | Bright | 33.500 | 32 | 77Eps UMa | 1.7630 | 11000. | 67 | 19185 | No |
| 91 | GOM_NL__2PRFIN20051031_092251_000000352042_00093_19185_8081.N1 | 31-OCT-2005 09:22:51 | Bright | 34.500 | 39 | 85Eta UMa | 1.8540 | 24000. | 69 | 19185 | No |
| 92 | GOM_NL__2PRFIN20051031_093352_000000352042_00093_19185_8082.N1 | 31-OCT-2005 09:33:52 | Bright | 34.500 | 62 | 94Bet Leo | 2.1360 | 9700.0 | 69 | 19185 | No |
| 93 | GOM_NL__2PRFIN20051031_095229_000000392042_00093_19185_8083.N1 | 31-OCT-2005 09:52:29 | Dark | 38.500 | 113 | Mu Vel | 2.6920 | 5000.0 | 77 | 19185 | No |
| 94 | GOM_NL__2PRFIN20051031_095613_000000392042_00094_19186_8069.N1 | 31-OCT-2005 09:56:13 | Dark | 38.500 | 91 | Kap Vel | 2.4900 | 26000. | 77 | 19186 | No |
| 95 | GOM_NL__2PRFIN20051031_100943_000000372042_00094_19186_8070.N1 | 31-OCT-2005 10:09:43 | Dark | 36.500 | 143 | Alp Hyi | 2.8570 | 7200.0 | 73 | 19186 | No |
| 96 | GOM_NL__2PRFIN20051031_101106_000000462042_00094_19186_8071.N1 | 31-OCT-2005 10:11:06 | Dark | 46.000 | 9 | Alp Eri | 0.45300 | 24000. | 92 | 19186 | No |
| 97 | GOM_NL__2PRFIN20051031_102227_000000432042_00094_19186_8072.N1 | 31-OCT-2005 10:22:27 | Straylight | 43.000 | 52 | 16Bet Cet | 2.0370 | 4500.0 | 86 | 19186 | No |
| 98 | GOM_NL__2PRFIN20051031_103157_000000352042_00094_19186_8073.N1 | 31-OCT-2005 10:31:57 | Bright | 35.000 | 140 | 88Gam Peg | 2.8340 | 26000. | 70 | 19186 | No |
| 99 | GOM_NL__2PRFIN20051031_103549_000000352042_00094_19186_8074.N1 | 31-OCT-2005 10:35:49 | Bright | 35.000 | 58 | 21Alp And | 2.0730 | 11000. | 70 | 19186 | No |
| 100 | GOM_NL__2PRFIN20051031_103719_000000362042_00094_19186_8075.N1 | 31-OCT-2005 10:37:19 | Bright | 35.500 | 53 | 43Bet And | 2.0480 | 3300.0 | 71 | 19186 | No |
| 101 | GOM_NL__2PRFIN20051031_104311_000000362042_00094_19186_8076.N1 | 31-OCT-2005 10:43:11 | Bright | 36.000 | 68 | 18Alp Cas | 2.2250 | 4500.0 | 72 | 19186 | No |

| | | | | | | | | | | | |
|-----|--|----------------------|------------|--------|-----|-----------|---------|--------|----|-------|----|
| 102 | GOM_NL__2PRFIN20051031_104423_000000362042_00094_19186_8077.N1 | 31-OCT-2005 10:44:23 | Bright | 35.500 | 76 | 27Gam Cas | 2.3000 | 30000. | 71 | 19186 | No |
| 103 | GOM_NL__2PRFIN20051031_105228_000000372042_00094_19186_8078.N1 | 31-OCT-2005 10:52:28 | Bright | 36.500 | 49 | 1Alp UMi | 1.9900 | 6300.0 | 73 | 19186 | No |
| 104 | GOM_NL__2PRFIN20051031_105616_000000372042_00094_19186_8079.N1 | 31-OCT-2005 10:56:16 | Bright | 36.500 | 60 | 7Bet UMi | 2.0810 | 3950.0 | 73 | 19186 | No |
| 105 | GOM_NL__2PRFIN20051031_110210_000000362042_00094_19186_8080.N1 | 31-OCT-2005 11:02:10 | Bright | 35.500 | 32 | 77Eps UMa | 1.7630 | 11000. | 71 | 19186 | No |
| 106 | GOM_NL__2PRFIN20051031_110327_000000372042_00094_19186_8081.N1 | 31-OCT-2005 11:03:27 | Bright | 36.500 | 39 | 85Eta UMa | 1.8540 | 24000. | 73 | 19186 | No |
| 107 | GOM_NL__2PRFIN20051031_110704_000000342042_00094_19186_8082.N1 | 31-OCT-2005 11:07:04 | Bright | 34.000 | 152 | 12Alp2CVn | 2.8900 | 11000. | 68 | 19186 | No |
| 108 | GOM_NL__2PRFIN20051031_111428_000000342042_00094_19186_8083.N1 | 31-OCT-2005 11:14:28 | Bright | 34.000 | 62 | 94Bet Leo | 2.1360 | 9700.0 | 68 | 19186 | No |
| 109 | GOM_NL__2PRFIN20051031_113305_000000422042_00094_19186_8084.N1 | 31-OCT-2005 11:33:05 | Dark | 42.000 | 113 | Mu Vel | 2.6920 | 5000.0 | 84 | 19186 | No |
| 110 | GOM_NL__2PRFIN20051031_113649_000000402042_00095_19187_8069.N1 | 31-OCT-2005 11:36:49 | Dark | 39.500 | 91 | Kap Vel | 2.4900 | 26000. | 79 | 19187 | No |
| 111 | GOM_NL__2PRFIN20051031_115019_000000372042_00095_19187_8070.N1 | 31-OCT-2005 11:50:19 | Dark | 36.500 | 143 | Alp Hyi | 2.8570 | 7200.0 | 73 | 19187 | No |
| 112 | GOM_NL__2PRFIN20051031_115142_000000372042_00095_19187_8071.N1 | 31-OCT-2005 11:51:42 | Dark | 37.000 | 9 | Alp Eri | 0.45300 | 24000. | 74 | 19187 | No |
| 113 | GOM_NL__2PRFIN20051031_120303_000000432042_00095_19187_8072.N1 | 31-OCT-2005 12:03:03 | Straylight | 43.000 | 52 | 16Bet Cet | 2.0370 | 4500.0 | 86 | 19187 | No |
| 114 | GOM_NL__2PRFIN20051031_121233_000000362042_00095_19187_8073.N1 | 31-OCT-2005 12:12:33 | Bright | 36.000 | 140 | 88Gam Peg | 2.8340 | 26000. | 72 | 19187 | No |
| 115 | GOM_NL__2PRFIN20051031_121625_000000372042_00095_19187_8074.N1 | 31-OCT-2005 12:16:25 | Bright | 36.500 | 58 | 21Alp And | 2.0730 | 11000. | 73 | 19187 | No |
| 116 | GOM_NL__2PRFIN20051031_121755_000000392042_00095_19187_8075.N1 | 31-OCT-2005 12:17:55 | Bright | 38.500 | 53 | 43Bet And | 2.0480 | 3300.0 | 77 | 19187 | No |
| 117 | GOM_NL__2PRFIN20051031_122347_000000362042_00095_19187_8076.N1 | 31-OCT-2005 12:23:47 | Bright | 35.500 | 68 | 18Alp Cas | 2.2250 | 4500.0 | 71 | 19187 | No |
| 118 | GOM_NL__2PRFIN20051031_122459_000000352042_00095_19187_8077.N1 | 31-OCT-2005 12:24:59 | Bright | 35.000 | 76 | 27Gam Cas | 2.3000 | 30000. | 70 | 19187 | No |
| 119 | GOM_NL__2PRFIN20051031_123304_000000362042_00095_19187_8078.N1 | 31-OCT-2005 12:33:04 | Bright | 35.500 | 49 | 1Alp UMi | 1.9900 | 6300.0 | 71 | 19187 | No |
| 120 | GOM_NL__2PRFIN20051031_123652_000000332042_00095_19187_8079.N1 | 31-OCT-2005 12:36:52 | Bright | 33.000 | 60 | 7Bet UMi | 2.0810 | 3950.0 | 66 | 19187 | No |
| 121 | GOM_NL__2PRFIN20051031_124246_000000362042_00095_19187_8080.N1 | 31-OCT-2005 12:42:46 | Bright | 35.500 | 32 | 77Eps UMa | 1.7630 | 11000. | 71 | 19187 | No |
| 122 | GOM_NL__2PRFIN20051031_124403_000000362042_00095_19187_8081.N1 | 31-OCT-2005 12:44:03 | Bright | 35.500 | 39 | 85Eta UMa | 1.8540 | 24000. | 71 | 19187 | No |
| 123 | GOM_NL__2PRFIN20051031_124740_000000362042_00095_19187_8082.N1 | 31-OCT-2005 12:47:40 | Bright | 36.000 | 152 | 12Alp2CVn | 2.8900 | 11000. | 72 | 19187 | No |
| 124 | GOM_NL__2PRFIN20051031_125504_000000342042_00095_19187_8083.N1 | 31-OCT-2005 12:55:04 | Bright | 34.000 | 62 | 94Bet Leo | 2.1360 | 9700.0 | 68 | 19187 | No |
| 125 | GOM_NL__2PRFIN20051031_131342_000000392042_00095_19187_8084.N1 | 31-OCT-2005 13:13:42 | Dark | 39.000 | 113 | Mu Vel | 2.6920 | 5000.0 | 78 | 19187 | No |
| 126 | GOM_NL__2PRFIN20051031_131726_000000382042_00096_19188_8069.N1 | 31-OCT-2005 13:17:26 | Dark | 38.000 | 91 | Kap Vel | 2.4900 | 26000. | 76 | 19188 | No |
| 127 | GOM_NL__2PRFIN20051031_133055_000000362042_00096_19188_8070.N1 | 31-OCT-2005 13:30:55 | Dark | 35.500 | 143 | Alp Hyi | 2.8570 | 7200.0 | 71 | 19188 | No |
| 128 | GOM_NL__2PRFIN20051031_133218_000000442042_00096_19188_8071.N1 | 31-OCT-2005 13:32:18 | Dark | 43.500 | 9 | Alp Eri | 0.45300 | 24000. | 87 | 19188 | No |
| 129 | GOM_NL__2PRFIN20051031_134339_000000432042_00096_19188_8072.N1 | 31-OCT-2005 13:43:39 | Straylight | 43.000 | 52 | 16Bet Cet | 2.0370 | 4500.0 | 86 | 19188 | No |
| 130 | GOM_NL__2PRFIN20051031_135310_000000352042_00096_19188_8073.N1 | 31-OCT-2005 13:53:10 | Bright | 35.000 | 140 | 88Gam Peg | 2.8340 | 26000. | 70 | 19188 | No |
| 131 | GOM_NL__2PRFIN20051031_135701_000000362042_00096_19188_8074.N1 | 31-OCT-2005 13:57:01 | Bright | 36.000 | 58 | 21Alp And | 2.0730 | 11000. | 72 | 19188 | No |
| 132 | GOM_NL__2PRFIN20051031_135831_000000382042_00096_19188_8075.N1 | 31-OCT-2005 13:58:31 | Bright | 37.500 | 53 | 43Bet And | 2.0480 | 3300.0 | 75 | 19188 | No |
| 133 | GOM_NL__2PRFIN20051031_140423_000000372042_00096_19188_8076.N1 | 31-OCT-2005 14:04:23 | Bright | 37.000 | 68 | 18Alp Cas | 2.2250 | 4500.0 | 74 | 19188 | No |
| 134 | GOM_NL__2PRFIN20051031_140535_000000362042_00096_19188_8077.N1 | 31-OCT-2005 14:05:35 | Bright | 36.000 | 76 | 27Gam Cas | 2.3000 | 30000. | 72 | 19188 | No |
| 135 | GOM_NL__2PRFIN20051031_141728_000000332042_00096_19188_8078.N1 | 31-OCT-2005 14:17:28 | Bright | 32.500 | 60 | 7Bet UMi | 2.0810 | 3950.0 | 65 | 19188 | No |
| 136 | GOM_NL__2PRFIN20051031_142322_000000372042_00096_19188_8079.N1 | 31-OCT-2005 14:23:22 | Bright | 37.000 | 32 | 77Eps UMa | 1.7630 | 11000. | 74 | 19188 | No |
| 137 | GOM_NL__2PRFIN20051031_142439_000000352042_00096_19188_8080.N1 | 31-OCT-2005 14:24:39 | Bright | 35.000 | 39 | 85Eta UMa | 1.8540 | 24000. | 70 | 19188 | No |
| 138 | GOM_NL__2PRFIN20051031_142816_000000342042_00096_19188_8081.N1 | 31-OCT-2005 14:28:16 | Bright | 33.500 | 152 | 12Alp2CVn | 2.8900 | 11000. | 67 | 19188 | No |
| 139 | GOM_NL__2PRFIN20051031_143540_000000342042_00096_19188_8082.N1 | 31-OCT-2005 14:35:40 | Bright | 34.000 | 62 | 94Bet Leo | 2.1360 | 9700.0 | 68 | 19188 | No |
| 140 | GOM_NL__2PRFIN20051031_145418_000000402042_00096_19188_8083.N1 | 31-OCT-2005 14:54:18 | Dark | 39.500 | 113 | Mu Vel | 2.6920 | 5000.0 | 79 | 19188 | No |
| 141 | GOM_NL__2PRFIN20051031_145802_000000402042_00097_19189_8069.N1 | 31-OCT-2005 14:58:02 | Dark | 39.500 | 91 | Kap Vel | 2.4900 | 26000. | 79 | 19189 | No |
| 142 | GOM_NL__2PRFIN20051031_151131_000000372042_00097_19189_8070.N1 | 31-OCT-2005 15:11:31 | Dark | 37.000 | 143 | Alp Hyi | 2.8570 | 7200.0 | 74 | 19189 | No |
| 143 | GOM_NL__2PRFIN20051031_151254_000000452042_00097_19189_8071.N1 | 31-OCT-2005 15:12:54 | Dark | 44.500 | 9 | Alp Eri | 0.45300 | 24000. | 89 | 19189 | No |
| 144 | GOM_NL__2PRFIN20051031_152415_000000442042_00097_19189_8072.N1 | 31-OCT-2005 15:24:15 | Straylight | 43.500 | 52 | 16Bet Cet | 2.0370 | 4500.0 | 87 | 19189 | No |
| 145 | GOM_NL__2PRFIN20051031_153346_000000362042_00097_19189_8073.N1 | 31-OCT-2005 15:33:46 | Bright | 36.000 | 140 | 88Gam Peg | 2.8340 | 26000. | 72 | 19189 | No |
| 146 | GOM_NL__2PRFIN20051031_153737_000000352042_00097_19189_8074.N1 | 31-OCT-2005 15:37:37 | Bright | 35.000 | 58 | 21Alp And | 2.0730 | 11000. | 70 | 19189 | No |
| 147 | GOM_NL__2PRFIN20051031_153906_000000392042_00097_19189_8075.N1 | 31-OCT-2005 15:39:06 | Bright | 38.500 | 53 | 43Bet And | 2.0480 | 3300.0 | 77 | 19189 | No |
| 148 | GOM_NL__2PRFIN20051031_154459_000000372042_00097_19189_8076.N1 | 31-OCT-2005 15:44:59 | Bright | 37.000 | 68 | 18Alp Cas | 2.2250 | 4500.0 | 74 | 19189 | No |
| 149 | GOM_NL__2PRFIN20051031_154611_000000362042_00097_19189_8077.N1 | 31-OCT-2005 15:46:11 | Bright | 36.000 | 76 | 27Gam Cas | 2.3000 | 30000. | 72 | 19189 | No |
| 150 | GOM_NL__2PRFIN20051031_155415_000000362042_00097_19189_8078.N1 | 31-OCT-2005 15:54:15 | Bright | 35.500 | 49 | 1Alp UMi | 1.9900 | 6300.0 | 71 | 19189 | No |
| 151 | GOM_NL__2PRFIN20051031_155804_000000352042_00097_19189_8079.N1 | 31-OCT-2005 15:58:04 | Bright | 35.000 | 60 | 7Bet UMi | 2.0810 | 3950.0 | 70 | 19189 | No |
| 152 | GOM_NL__2PRFIN20051031_160358_000000352042_00097_19189_8080.N1 | 31-OCT-2005 16:03:58 | Bright | 34.500 | 32 | 77Eps UMa | 1.7630 | 11000. | 69 | 19189 | No |
| 153 | GOM_NL__2PRFIN20051031_160516_000000492042_00097_19189_8081.N1 | 31-OCT-2005 16:05:16 | Bright | 48.500 | 39 | 85Eta UMa | 1.8540 | 24000. | 97 | 19189 | No |
| 154 | GOM_NL__2PRFIN20051031_160852_000000332042_00097_19189_8082.N1 | 31-OCT-2005 16:08:52 | Bright | 33.000 | 152 | 12Alp2CVn | 2.8900 | 11000. | 66 | 19189 | No |
| 155 | GOM_NL__2PRFIN20051031_161617_000000352042_00097_19189_8083.N1 | 31-OCT-2005 16:16:17 | Bright | 34.500 | 62 | 94Bet Leo | 2.1360 | 9700.0 | 69 | 19189 | No |
| 156 | GOM_NL__2PRFIN20051031_163454_000000392042_00097_19189_8084.N1 | 31-OCT-2005 16:34:54 | Dark | 39.000 | 113 | Mu Vel | 2.6920 | 5000.0 | 78 | 19189 | No |
| 157 | GOM_NL__2PRFIN20051031_163839_000000402042_00098_19190_8069.N1 | 31-OCT-2005 16:38:39 | Dark | 40.000 | 91 | Kap Vel | 2.4900 | 26000. | 80 | 19190 | No |
| 158 | GOM_NL__2PRFIN20051031_165207_000000372042_00098_19190_8070.N1 | 31-OCT-2005 16:52:07 | Dark | 37.000 | 143 | Alp Hyi | 2.8570 | 7200.0 | 74 | 19190 | No |
| 159 | GOM_NL__2PRFIN20051031_165330_000000362042_00098_19190_8071.N1 | 31-OCT-2005 16:53:30 | Dark | 36.000 | 9 | Alp Eri | 0.45300 | 24000. | 72 | 19190 | No |
| 160 | GOM_NL__2PRFIN20051031_170451_000000432042_00098_19190_8072.N1 | 31-OCT-2005 17:04:51 | Straylight | 42.500 | 52 | 16Bet Cet | 2.0370 | 4500.0 | 85 | 19190 | No |

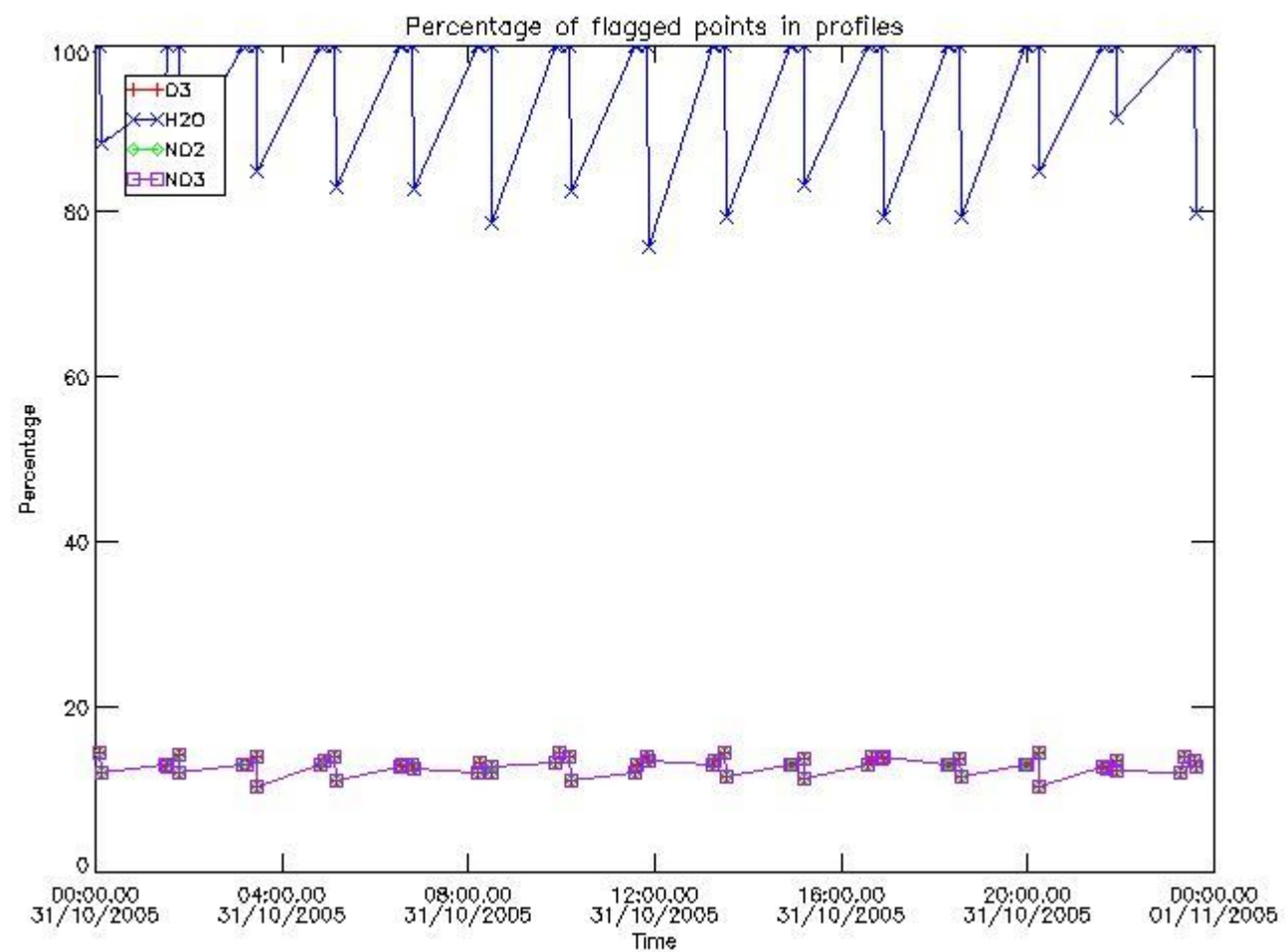
| | | | | | | | | | | | |
|-----|--|----------------------|------------|--------|-----|-----------|---------|--------|-----|-------|----|
| 161 | GOM_NL__2PRFIN20051031_171422_000000372042_00098_19190_8073.N1 | 31-OCT-2005 17:14:22 | Bright | 36.500 | 140 | 88Gam Peg | 2.8340 | 26000. | 73 | 19190 | No |
| 162 | GOM_NL__2PRFIN20051031_171813_000000372042_00098_19190_8074.N1 | 31-OCT-2005 17:18:13 | Bright | 36.500 | 58 | 21Alp And | 2.0730 | 11000. | 73 | 19190 | No |
| 163 | GOM_NL__2PRFIN20051031_171942_000000382042_00098_19190_8075.N1 | 31-OCT-2005 17:19:42 | Bright | 37.500 | 53 | 43Bet And | 2.0480 | 3300.0 | 75 | 19190 | No |
| 164 | GOM_NL__2PRFIN20051031_172535_000000362042_00098_19190_8076.N1 | 31-OCT-2005 17:25:35 | Bright | 36.000 | 68 | 18Alp Cas | 2.2250 | 4500.0 | 72 | 19190 | No |
| 165 | GOM_NL__2PRFIN20051031_172647_000000372042_00098_19190_8077.N1 | 31-OCT-2005 17:26:47 | Bright | 36.500 | 76 | 27Gam Cas | 2.3000 | 30000. | 73 | 19190 | No |
| 166 | GOM_NL__2PRFIN20051031_173451_000000362042_00098_19190_8078.N1 | 31-OCT-2005 17:34:51 | Bright | 35.500 | 49 | 1Alp UMi | 1.9900 | 6300.0 | 71 | 19190 | No |
| 167 | GOM_NL__2PRFIN20051031_173841_000000382042_00098_19190_8079.N1 | 31-OCT-2005 17:38:41 | Bright | 37.500 | 60 | 7Bet UMi | 2.0810 | 3950.0 | 75 | 19190 | No |
| 168 | GOM_NL__2PRFIN20051031_174434_000000342042_00098_19190_8080.N1 | 31-OCT-2005 17:44:34 | Bright | 33.500 | 32 | 77Eps UMa | 1.7630 | 11000. | 67 | 19190 | No |
| 169 | GOM_NL__2PRFIN20051031_174552_000000332042_00098_19190_8081.N1 | 31-OCT-2005 17:45:52 | Bright | 33.000 | 39 | 85Eta UMa | 1.8540 | 24000. | 66 | 19190 | No |
| 170 | GOM_NL__2PRFIN20051031_174928_000000352042_00098_19190_8082.N1 | 31-OCT-2005 17:49:28 | Bright | 34.500 | 152 | 12Alp2CVn | 2.8900 | 11000. | 69 | 19190 | No |
| 171 | GOM_NL__2PRFIN20051031_175653_000000352042_00098_19190_8083.N1 | 31-OCT-2005 17:56:53 | Bright | 35.000 | 62 | 94Bet Leo | 2.1360 | 9700.0 | 70 | 19190 | No |
| 172 | GOM_NL__2PRFIN20051031_181531_000000392042_00098_19190_8084.N1 | 31-OCT-2005 18:15:31 | Dark | 39.000 | 113 | Mu Vel | 2.6920 | 5000.0 | 78 | 19190 | No |
| 173 | GOM_NL__2PRFIN20051031_181915_000000402042_00099_19191_8089.N1 | 31-OCT-2005 18:19:15 | Dark | 39.500 | 91 | Kap Vel | 2.4900 | 26000. | 79 | 19191 | No |
| 174 | GOM_NL__2PRFIN20051031_183243_000000372042_00099_19191_8090.N1 | 31-OCT-2005 18:32:43 | Dark | 37.000 | 143 | Alp Hyi | 2.8570 | 7200.0 | 74 | 19191 | No |
| 175 | GOM_NL__2PRFIN20051031_183407_000000442042_00099_19191_8091.N1 | 31-OCT-2005 18:34:07 | Dark | 44.000 | 9 | Alp Eri | 0.45300 | 24000. | 88 | 19191 | No |
| 176 | GOM_NL__2PRFIN20051031_184527_000000452042_00099_19191_8092.N1 | 31-OCT-2005 18:45:27 | Straylight | 44.500 | 52 | 16Bet Cet | 2.0370 | 4500.0 | 89 | 19191 | No |
| 177 | GOM_NL__2PRFIN20051031_185458_000000362042_00099_19191_8093.N1 | 31-OCT-2005 18:54:58 | Bright | 36.000 | 140 | 88Gam Peg | 2.8340 | 26000. | 72 | 19191 | No |
| 178 | GOM_NL__2PRFIN20051031_185850_000000372042_00099_19191_8094.N1 | 31-OCT-2005 18:58:50 | Bright | 36.500 | 58 | 21Alp And | 2.0730 | 11000. | 73 | 19191 | No |
| 179 | GOM_NL__2PRFIN20051031_190018_000000372042_00099_19191_8095.N1 | 31-OCT-2005 19:00:18 | Bright | 36.500 | 53 | 43Bet And | 2.0480 | 3300.0 | 73 | 19191 | No |
| 180 | GOM_NL__2PRFIN20051031_190611_000000372042_00099_19191_8096.N1 | 31-OCT-2005 19:06:11 | Bright | 36.500 | 68 | 18Alp Cas | 2.2250 | 4500.0 | 73 | 19191 | No |
| 181 | GOM_NL__2PRFIN20051031_190723_000000362042_00099_19191_8097.N1 | 31-OCT-2005 19:07:23 | Bright | 35.500 | 76 | 27Gam Cas | 2.3000 | 30000. | 71 | 19191 | No |
| 182 | GOM_NL__2PRFIN20051031_191527_000000362042_00099_19191_8098.N1 | 31-OCT-2005 19:15:27 | Bright | 35.500 | 49 | 1Alp UMi | 1.9900 | 6300.0 | 71 | 19191 | No |
| 183 | GOM_NL__2PRFIN20051031_191917_000000382042_00099_19191_8099.N1 | 31-OCT-2005 19:19:17 | Bright | 38.000 | 60 | 7Bet UMi | 2.0810 | 3950.0 | 76 | 19191 | No |
| 184 | GOM_NL__2PRFIN20051031_192510_000000342042_00099_19191_8100.N1 | 31-OCT-2005 19:25:10 | Bright | 33.500 | 32 | 77Eps UMa | 1.7630 | 11000. | 67 | 19191 | No |
| 185 | GOM_NL__2PRFIN20051031_192628_000000452042_00099_19191_8101.N1 | 31-OCT-2005 19:26:28 | Bright | 44.500 | 39 | 85Eta UMa | 1.8540 | 24000. | 89 | 19191 | No |
| 186 | GOM_NL__2PRFIN20051031_193004_000000512042_00099_19191_8102.N1 | 31-OCT-2005 19:30:04 | Bright | 51.000 | 152 | 12Alp2CVn | 2.8900 | 11000. | 102 | 19191 | No |
| 187 | GOM_NL__2PRFIN20051031_193729_000000362042_00099_19191_8103.N1 | 31-OCT-2005 19:37:29 | Bright | 36.000 | 62 | 94Bet Leo | 2.1360 | 9700.0 | 72 | 19191 | No |
| 188 | GOM_NL__2PRFIN20051031_195607_000000392042_00099_19191_8104.N1 | 31-OCT-2005 19:56:07 | Dark | 39.000 | 113 | Mu Vel | 2.6920 | 5000.0 | 78 | 19191 | No |
| 189 | GOM_NL__2PRFIN20051031_195952_000000392042_00100_19192_8089.N1 | 31-OCT-2005 19:59:52 | Dark | 39.000 | 91 | Kap Vel | 2.4900 | 26000. | 78 | 19192 | No |
| 190 | GOM_NL__2PRFIN20051031_201319_000000352042_00100_19192_8090.N1 | 31-OCT-2005 20:13:19 | Dark | 35.000 | 143 | Alp Hyi | 2.8570 | 7200.0 | 70 | 19192 | No |
| 191 | GOM_NL__2PRFIN20051031_201443_000000502042_00100_19192_8091.N1 | 31-OCT-2005 20:14:43 | Dark | 49.500 | 9 | Alp Eri | 0.45300 | 24000. | 99 | 19192 | No |
| 192 | GOM_NL__2PRFIN20051031_202604_000000422042_00100_19192_8092.N1 | 31-OCT-2005 20:26:04 | Straylight | 42.000 | 52 | 16Bet Cet | 2.0370 | 4500.0 | 84 | 19192 | No |
| 193 | GOM_NL__2PRFIN20051031_203534_000000352042_00100_19192_8093.N1 | 31-OCT-2005 20:35:34 | Bright | 35.000 | 140 | 88Gam Peg | 2.8340 | 26000. | 70 | 19192 | No |
| 194 | GOM_NL__2PRFIN20051031_203926_000000372042_00100_19192_8094.N1 | 31-OCT-2005 20:39:26 | Bright | 36.500 | 58 | 21Alp And | 2.0730 | 11000. | 73 | 19192 | No |
| 195 | GOM_NL__2PRFIN20051031_204054_000000372042_00100_19192_8095.N1 | 31-OCT-2005 20:40:54 | Bright | 36.500 | 53 | 43Bet And | 2.0480 | 3300.0 | 73 | 19192 | No |
| 196 | GOM_NL__2PRFIN20051031_204647_000000362042_00100_19192_8096.N1 | 31-OCT-2005 20:46:47 | Bright | 36.000 | 68 | 18Alp Cas | 2.2250 | 4500.0 | 72 | 19192 | No |
| 197 | GOM_NL__2PRFIN20051031_204759_000000352042_00100_19192_8097.N1 | 31-OCT-2005 20:47:59 | Bright | 35.000 | 76 | 27Gam Cas | 2.3000 | 30000. | 70 | 19192 | No |
| 198 | GOM_NL__2PRFIN20051031_205603_000000372042_00100_19192_8098.N1 | 31-OCT-2005 20:56:03 | Bright | 36.500 | 49 | 1Alp UMi | 1.9900 | 6300.0 | 73 | 19192 | No |
| 199 | GOM_NL__2PRFIN20051031_205953_000000372042_00100_19192_8099.N1 | 31-OCT-2005 20:59:53 | Bright | 36.500 | 60 | 7Bet UMi | 2.0810 | 3950.0 | 73 | 19192 | No |
| 200 | GOM_NL__2PRFIN20051031_210547_000000352042_00100_19192_8100.N1 | 31-OCT-2005 21:05:47 | Bright | 35.000 | 32 | 77Eps UMa | 1.7630 | 11000. | 70 | 19192 | No |
| 201 | GOM_NL__2PRFIN20051031_210704_000000352042_00100_19192_8101.N1 | 31-OCT-2005 21:07:04 | Bright | 35.000 | 39 | 85Eta UMa | 1.8540 | 24000. | 70 | 19192 | No |
| 202 | GOM_NL__2PRFIN20051031_211040_000000342042_00100_19192_8102.N1 | 31-OCT-2005 21:10:40 | Bright | 33.500 | 152 | 12Alp2CVn | 2.8900 | 11000. | 67 | 19192 | No |
| 203 | GOM_NL__2PRFIN20051031_211805_000000352042_00100_19192_8103.N1 | 31-OCT-2005 21:18:05 | Bright | 34.500 | 62 | 94Bet Leo | 2.1360 | 9700.0 | 69 | 19192 | No |
| 204 | GOM_NL__2PRFIN20051031_213643_000000402042_00100_19192_8104.N1 | 31-OCT-2005 21:36:43 | Dark | 40.000 | 113 | Mu Vel | 2.6920 | 5000.0 | 80 | 19192 | No |
| 205 | GOM_NL__2PRFIN20051031_214028_000000412042_00101_19193_8089.N1 | 31-OCT-2005 21:40:28 | Dark | 41.000 | 91 | Kap Vel | 2.4900 | 26000. | 82 | 19193 | No |
| 206 | GOM_NL__2PRFIN20051031_215355_000000382042_00101_19193_8090.N1 | 31-OCT-2005 21:53:55 | Dark | 37.500 | 143 | Alp Hyi | 2.8570 | 7200.0 | 75 | 19193 | No |
| 207 | GOM_NL__2PRFIN20051031_215519_000000462042_00101_19193_8091.N1 | 31-OCT-2005 21:55:19 | Dark | 46.000 | 9 | Alp Eri | 0.45300 | 24000. | 92 | 19193 | No |
| 208 | GOM_NL__2PRFIN20051031_220640_000000442042_00101_19193_8092.N1 | 31-OCT-2005 22:06:40 | Straylight | 43.500 | 52 | 16Bet Cet | 2.0370 | 4500.0 | 87 | 19193 | No |
| 209 | GOM_NL__2PRFIN20051031_221610_000000362042_00101_19193_8093.N1 | 31-OCT-2005 22:16:10 | Bright | 35.500 | 140 | 88Gam Peg | 2.8340 | 26000. | 71 | 19193 | No |
| 210 | GOM_NL__2PRFIN20051031_222002_000000362042_00101_19193_8094.N1 | 31-OCT-2005 22:20:02 | Bright | 36.000 | 58 | 21Alp And | 2.0730 | 11000. | 72 | 19193 | No |
| 211 | GOM_NL__2PRFIN20051031_222130_000000372042_00101_19193_8095.N1 | 31-OCT-2005 22:21:30 | Bright | 37.000 | 53 | 43Bet And | 2.0480 | 3300.0 | 74 | 19193 | No |
| 212 | GOM_NL__2PRFIN20051031_222723_000000362042_00101_19193_8096.N1 | 31-OCT-2005 22:27:23 | Bright | 36.000 | 68 | 18Alp Cas | 2.2250 | 4500.0 | 72 | 19193 | No |
| 213 | GOM_NL__2PRFIN20051031_222834_000000372042_00101_19193_8097.N1 | 31-OCT-2005 22:28:34 | Bright | 36.500 | 76 | 27Gam Cas | 2.3000 | 30000. | 73 | 19193 | No |
| 214 | GOM_NL__2PRFIN20051031_223639_000000362042_00101_19193_8098.N1 | 31-OCT-2005 22:36:39 | Bright | 35.500 | 49 | 1Alp UMi | 1.9900 | 6300.0 | 71 | 19193 | No |
| 215 | GOM_NL__2PRFIN20051031_224029_000000372042_00101_19193_8099.N1 | 31-OCT-2005 22:40:29 | Bright | 36.500 | 60 | 7Bet UMi | 2.0810 | 3950.0 | 73 | 19193 | No |
| 216 | GOM_NL__2PRFIN20051031_224623_000000362042_00101_19193_8100.N1 | 31-OCT-2005 22:46:23 | Bright | 36.000 | 32 | 77Eps UMa | 1.7630 | 11000. | 72 | 19193 | No |
| 217 | GOM_NL__2PRFIN20051031_224740_000000522042_00101_19193_8101.N1 | 31-OCT-2005 22:47:40 | Bright | 52.000 | 39 | 85Eta UMa | 1.8540 | 24000. | 104 | 19193 | No |
| 218 | GOM_NL__2PRFIN20051031_225116_000000352042_00101_19193_8102.N1 | 31-OCT-2005 22:51:16 | Bright | 34.500 | 152 | 12Alp2CVn | 2.8900 | 11000. | 69 | 19193 | No |
| 219 | GOM_NL__2PRFIN20051031_225841_000000362042_00101_19193_8103.N1 | 31-OCT-2005 22:58:41 | Bright | 35.500 | 62 | 94Bet Leo | 2.1360 | 9700.0 | 71 | 19193 | No |

| | | | | | | | | | | | |
|-----|--|----------------------|------------|--------|-----|-----------|---------|--------|----|-------|----|
| 220 | GOM_NL__2PRFIN20051031_231720_000000422042_00101_19193_8104.N1 | 31-OCT-2005 23:17:20 | Dark | 42.000 | 113 | Mu Vel | 2.6920 | 5000.0 | 84 | 19193 | No |
| 221 | GOM_NL__2PRFIN20051031_232105_000000402042_00102_19194_8089.N1 | 31-OCT-2005 23:21:05 | Dark | 40.000 | 91 | Kap Vel | 2.4900 | 26000. | 80 | 19194 | No |
| 222 | GOM_NL__2PRFIN20051031_233432_000000382042_00102_19194_8090.N1 | 31-OCT-2005 23:34:32 | Dark | 37.500 | 143 | Alp Hyi | 2.8570 | 7200.0 | 75 | 19194 | No |
| 223 | GOM_NL__2PRFIN20051031_233555_000000482042_00102_19194_8091.N1 | 31-OCT-2005 23:35:55 | Dark | 47.500 | 9 | Alp Eri | 0.45300 | 24000. | 95 | 19194 | No |
| 224 | GOM_NL__2PRFIN20051031_234716_000000442042_00102_19194_8092.N1 | 31-OCT-2005 23:47:16 | Straylight | 43.500 | 52 | 16Bet Cet | 2.0370 | 4500.0 | 87 | 19194 | No |
| 225 | GOM_NL__2PRFIN20051031_235647_000000362042_00102_19194_8093.N1 | 31-OCT-2005 23:56:47 | Bright | 35.500 | 140 | 88Gam Peg | 2.8340 | 26000. | 71 | 19194 | No |

3. Quality information per product

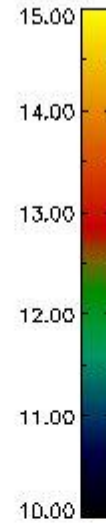
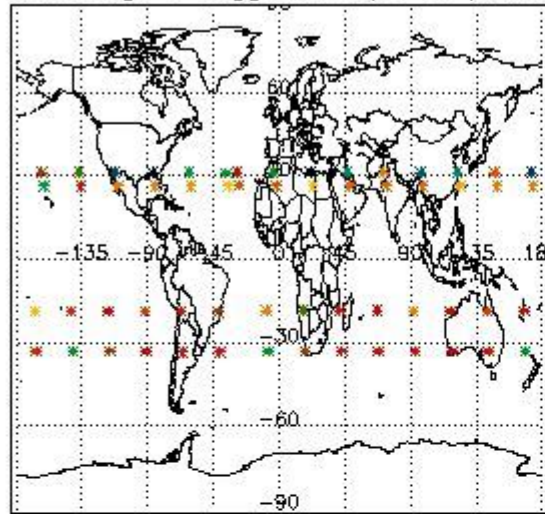
In this section it is plotted some information contained in the Quality Summary data set of the level 2 products. Only products in dark limb conditions and without errors (error flag in the MPH set to "0") are used.

3.1 Plot quality information per product (time dependant)

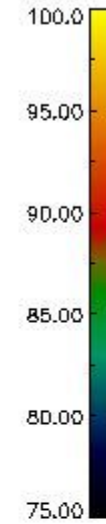
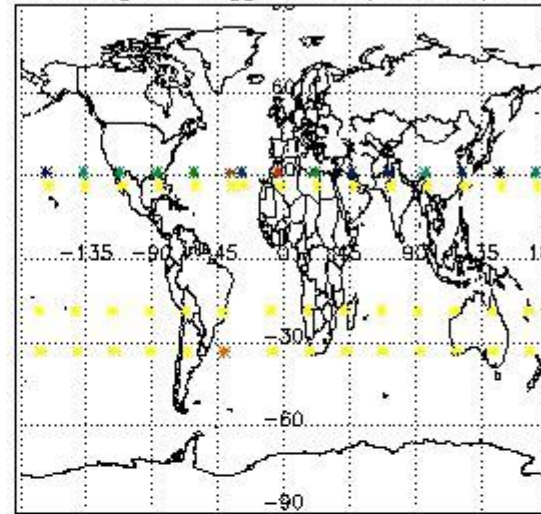


3.2 Plot quality information per product (world map)

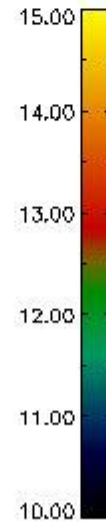
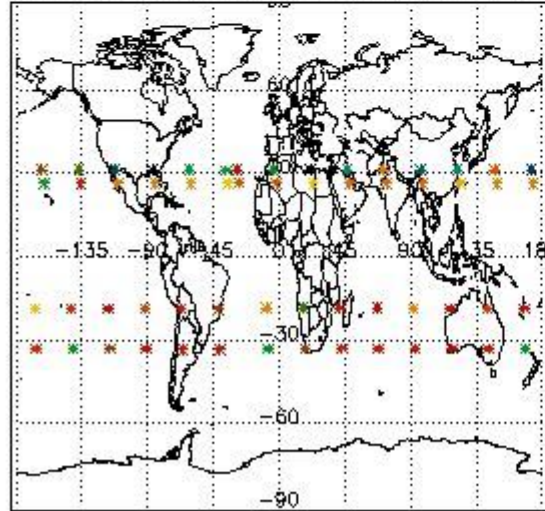
Percentage of flagged data per O3 profile



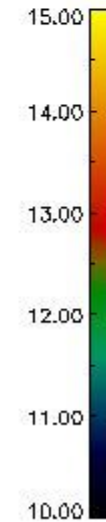
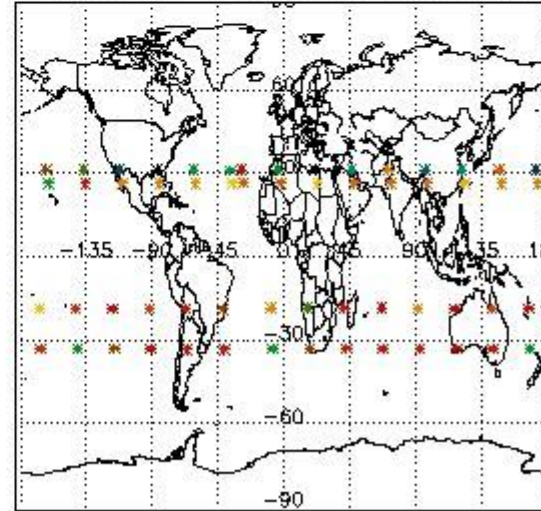
Percentage of flagged data per H2O profile



Percentage of flagged data per NO2 profile



Percentage of flagged data per NO3 profile

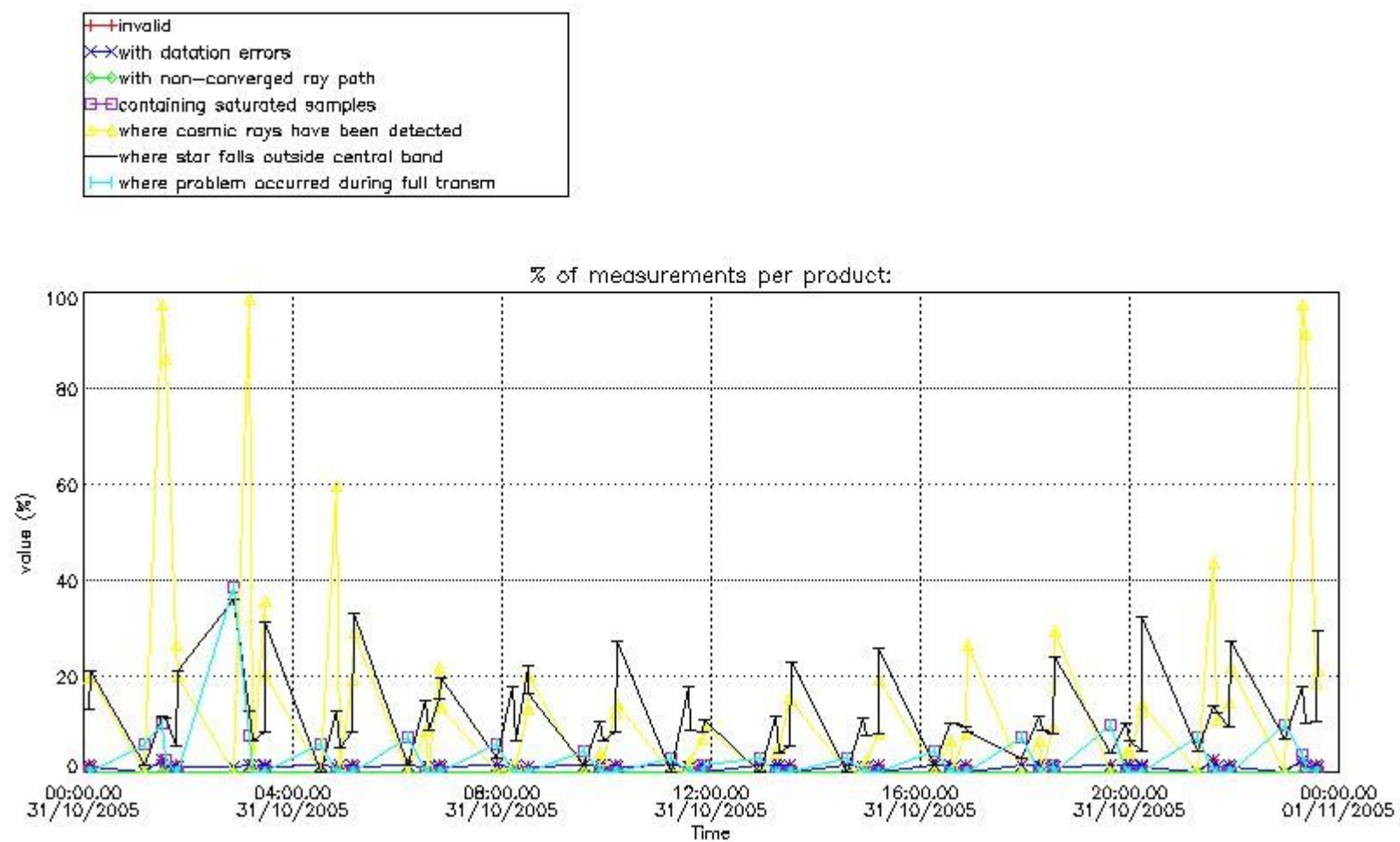


4. Level 1 quality information per product

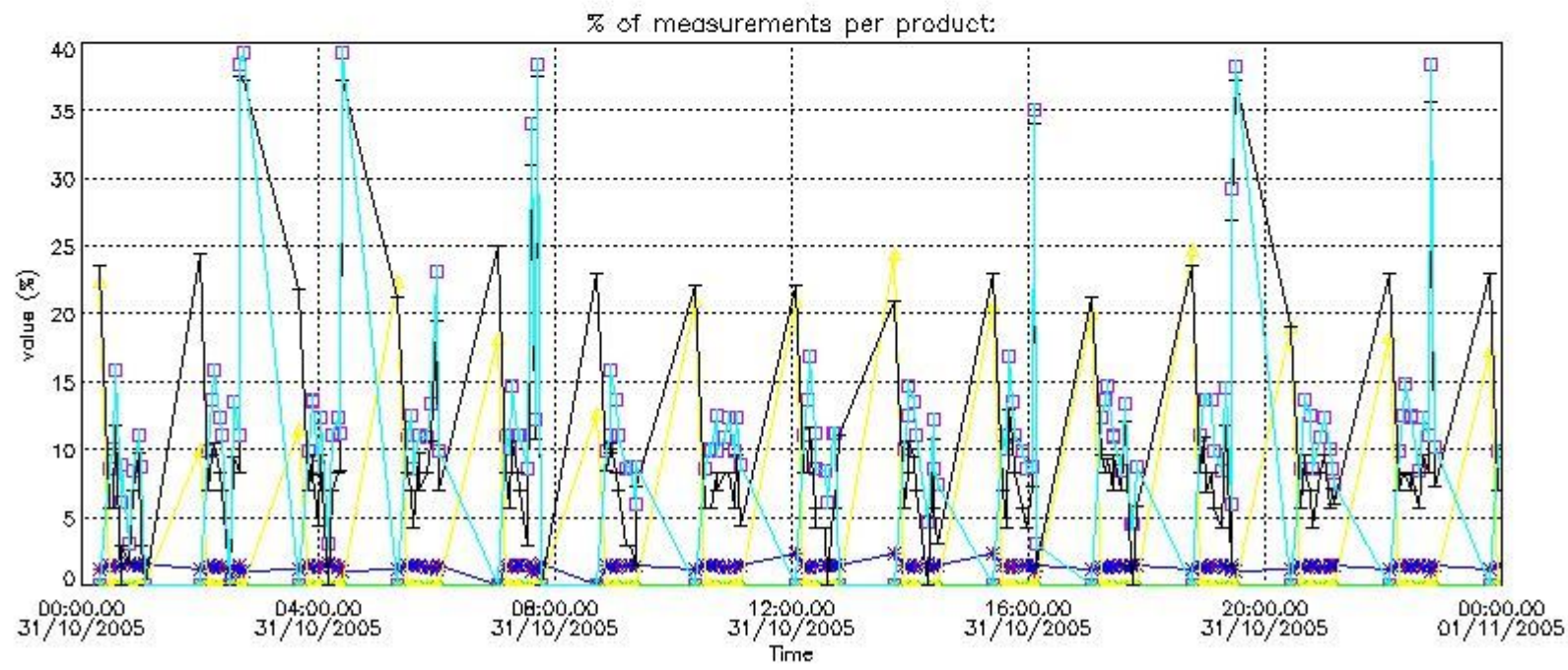
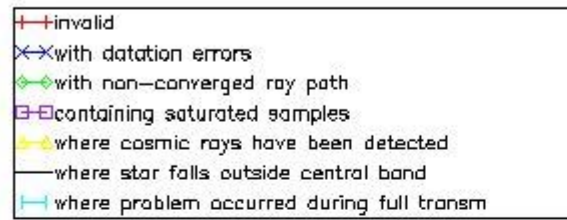
In this section it is plotted some information contained in the Quality Summary data set of the level 2 products that comes from the level 1b processing. Products without errors (error flag in the MPH set to "0") are used.

4.1 Plot quality information per product (time dependant) coming from level 1b processing

4.1.1 Plot level 1 quality information per product (time dependant): ENVISAT ASCENDING passes



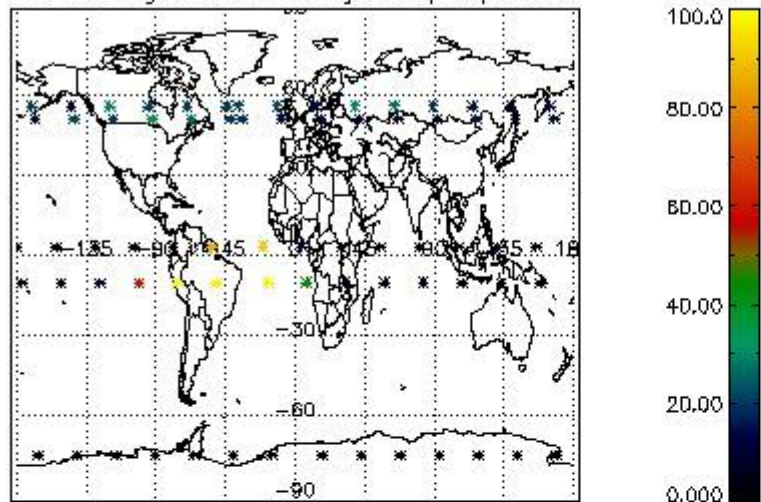
4.1.2 Plot level 1 quality information per product (time dependant): ENVI SAT DESCENDING passes



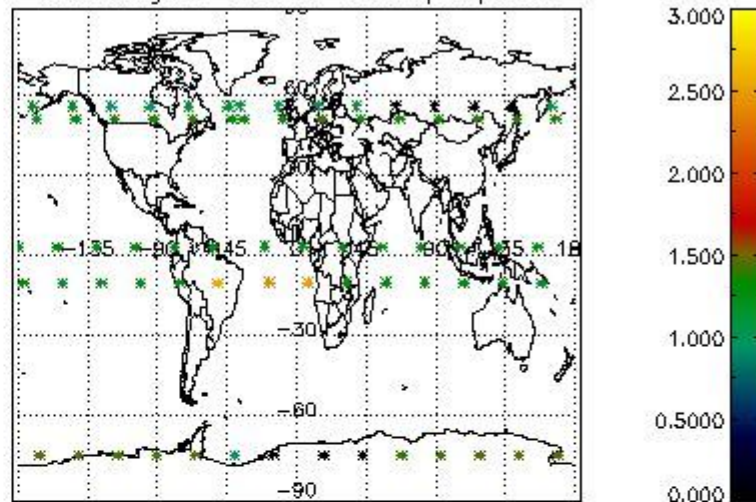
4.2 Plot quality information per product coming from level 1b processing (world map)

4.2.1 Plot level 1 quality information per product (world map): ENVISAT ASCENDING passes

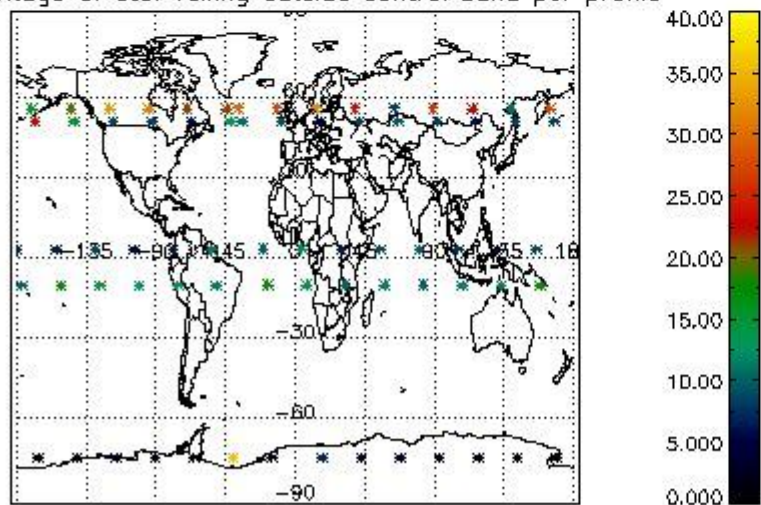
Percentage of cosmic ray hits per profile



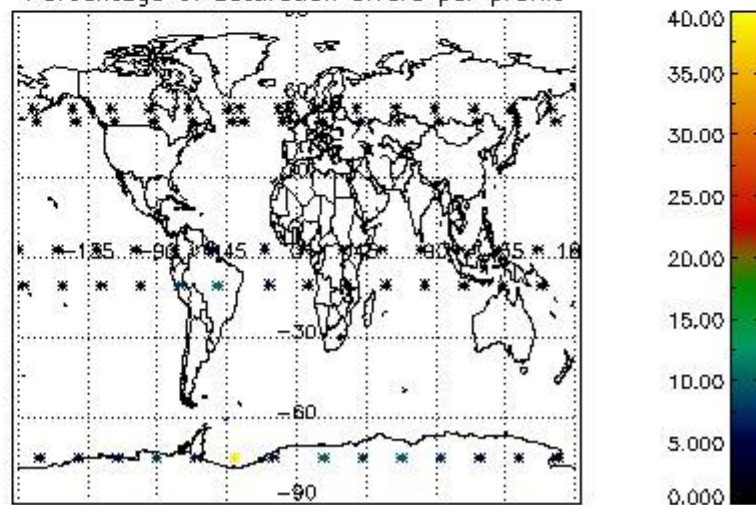
Percentage of datation errors per profile



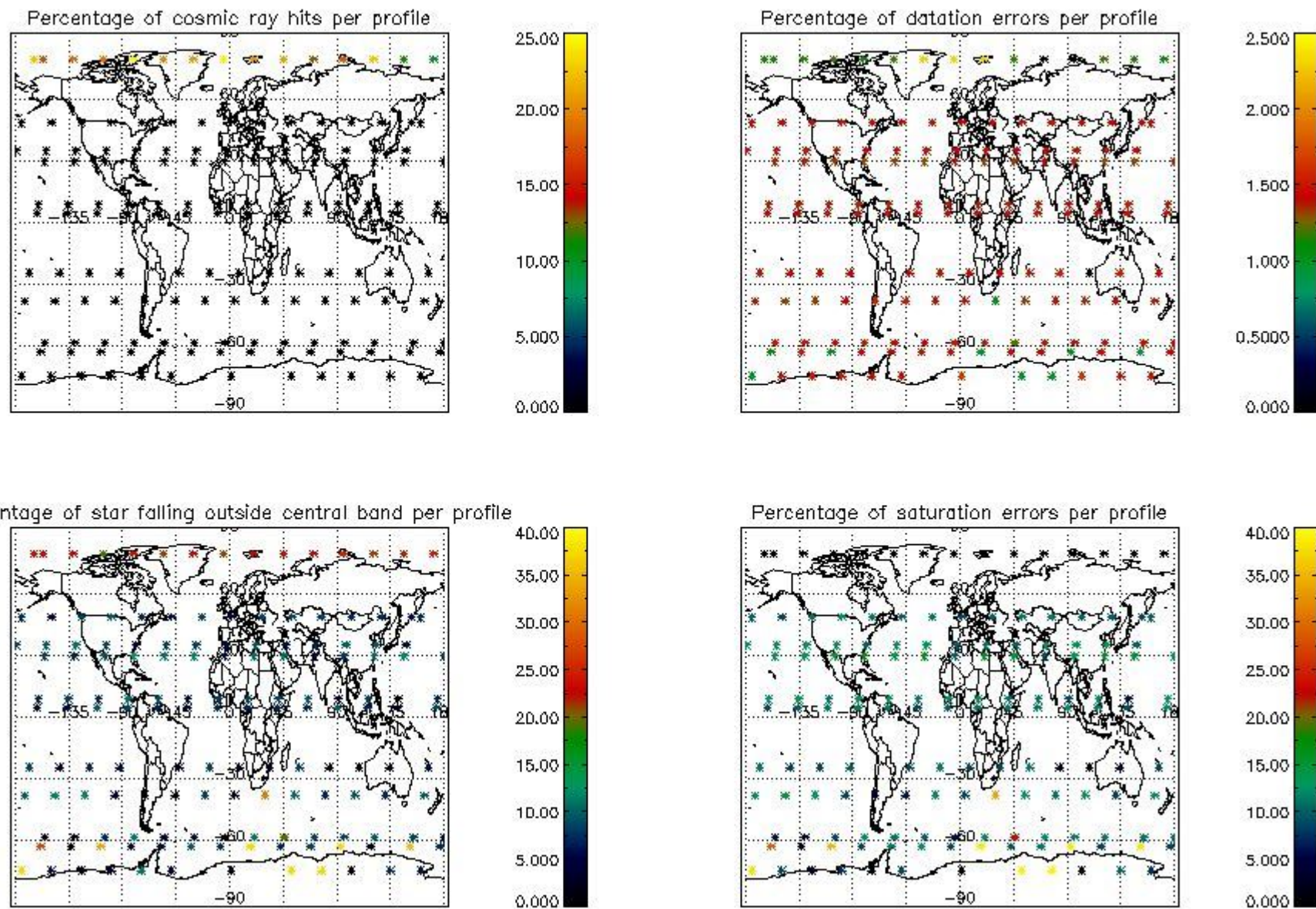
Percentage of star falling outside central band per profile



Percentage of saturation errors per profile



4.2.2 Plot level 1 quality information per product (world map): ENVISAT DESCENDING passes



5. Trace gas profiles

5.1 Ozone statistics based on quality of products

The final quality of the products can be "measured" using the STD (Standard Deviation) attached to every point profile. This information is written to the parameter GOM_NL__2P/NL_LOCAL_SPECIES_DENSITY/o3_std of the level 2 products. The table below shows the statistics for given STD ranges.

The statistics are given with respect to the overall valid production:

- Products without fatal errors: GOM_NL__2P/MPH/PRODUCT_ERR=0
- Valid point profile: GOM_NL__2P/NL_LOCAL_SPECIES_DENSITY/pcd(0)=0

The 'Criteria' is applied to valid points of dark limb products:

- Products in dark limb illumination condition: GOM_NL__2P/NL_SUMMARY_QUALITY/obs_ill_cond=0
- Products without fatal errors: GOM_NL__2P/MPH/PRODUCT_ERR=0
- Valid point profile: GOM_NL__2P/NL_LOCAL_SPECIES_DENSITY/pcd(0)=0

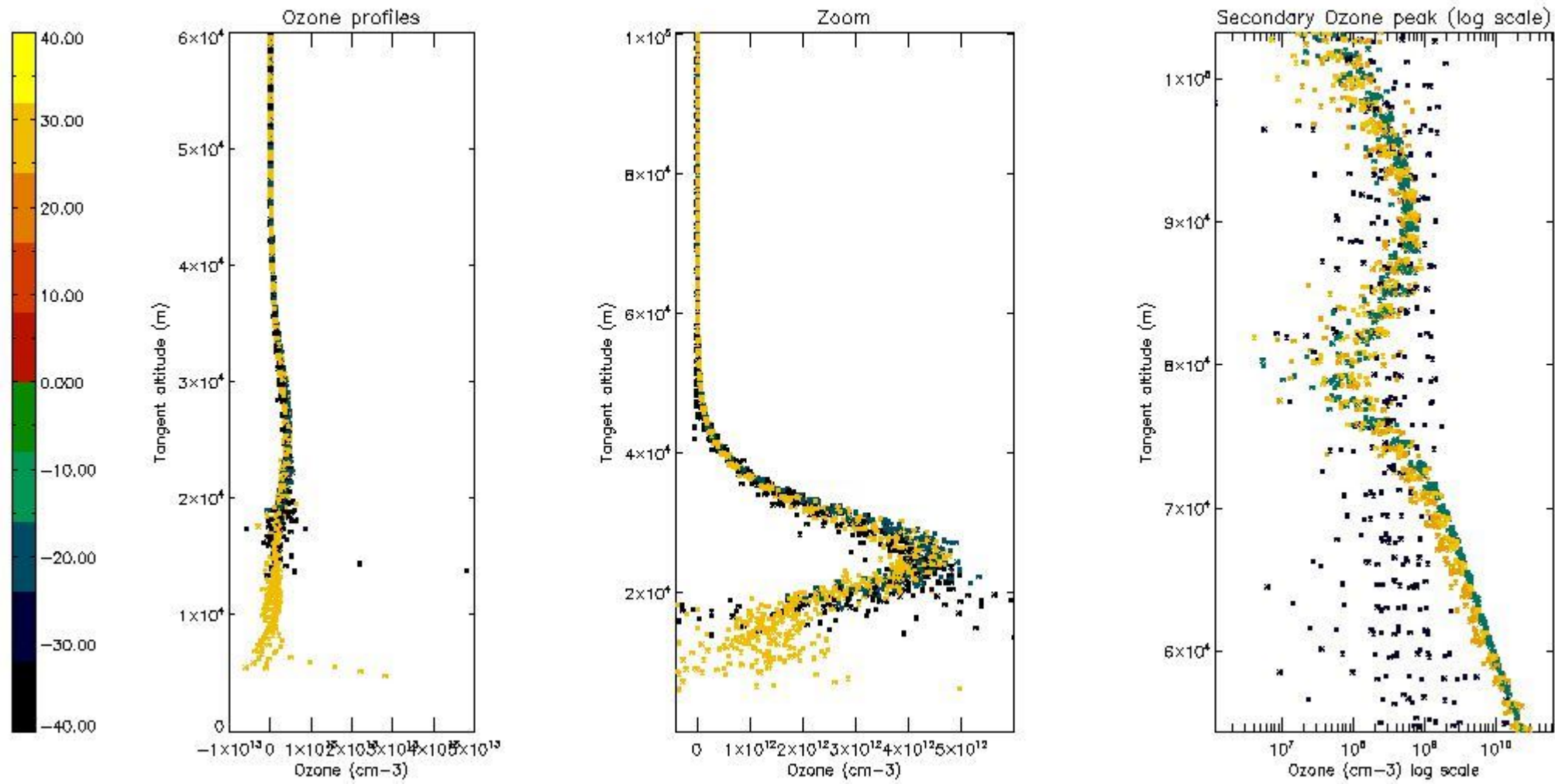
So, the table below shows the percentage of dark limb and valid observations for each criteria with respect to the overall valid daily observations.

| Criteria | % of total production |
|----------|-----------------------|
| All STD | 28 |
| STD < 20 | 16 |

| | |
|----------|----|
| STD < 10 | 12 |
| STD < 5 | 8 |

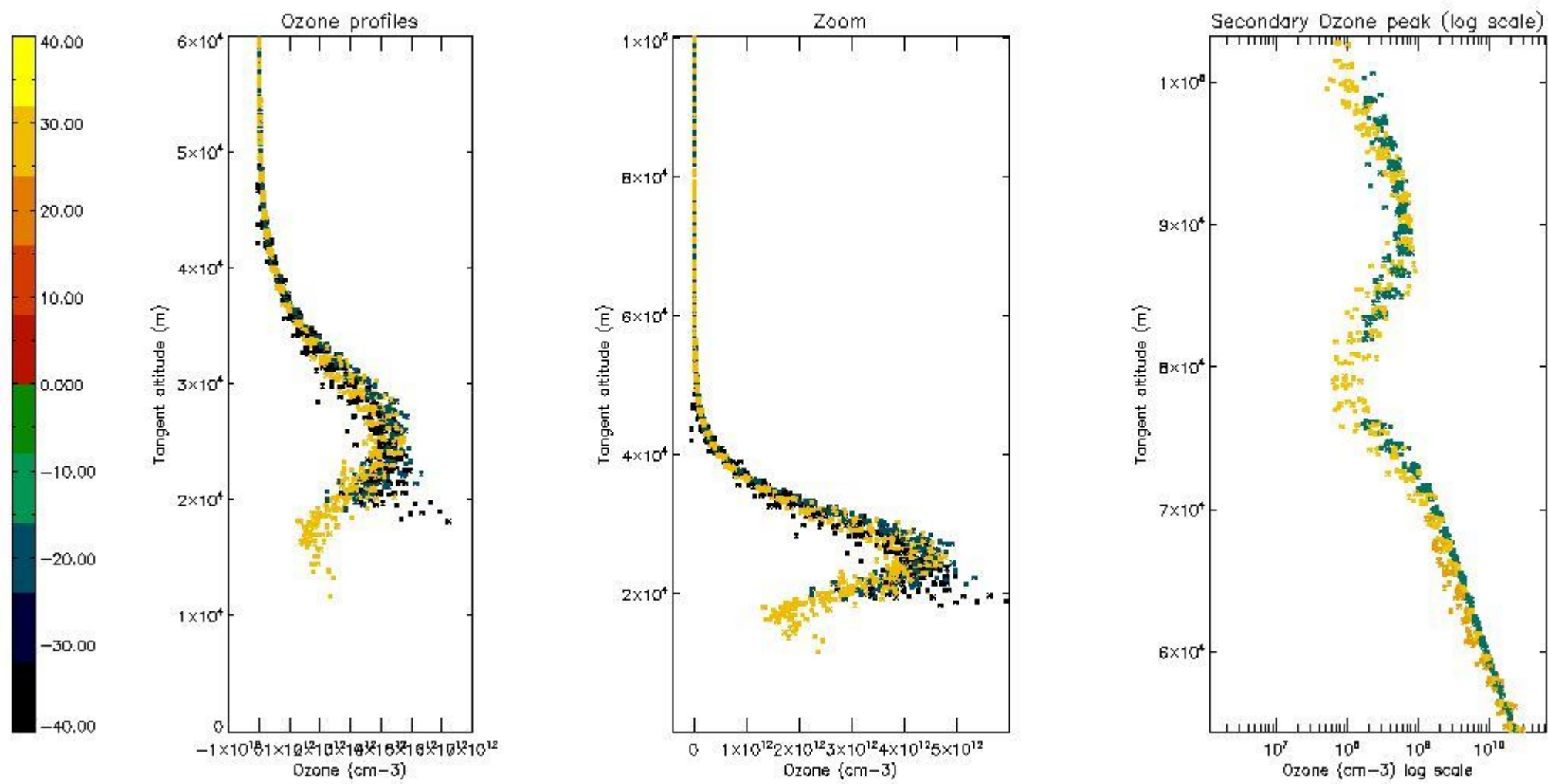
5.2 Plot ozone profiles for all STD (dark without errors)

The colorbar represents the latitude.



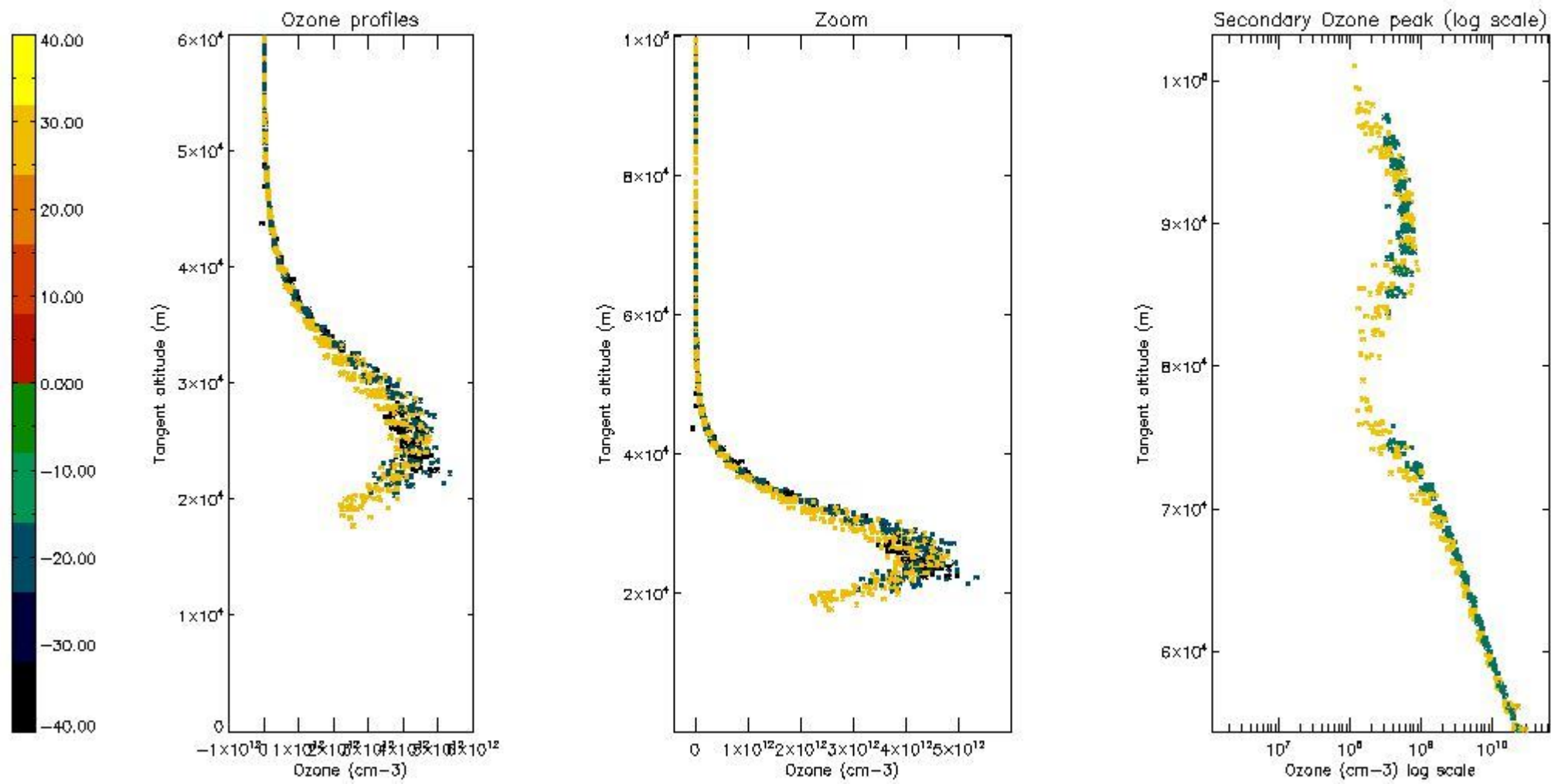
5.3 Plot ozone profiles where STD < 20% (dark without errors)

The colorbar represents the latitude.



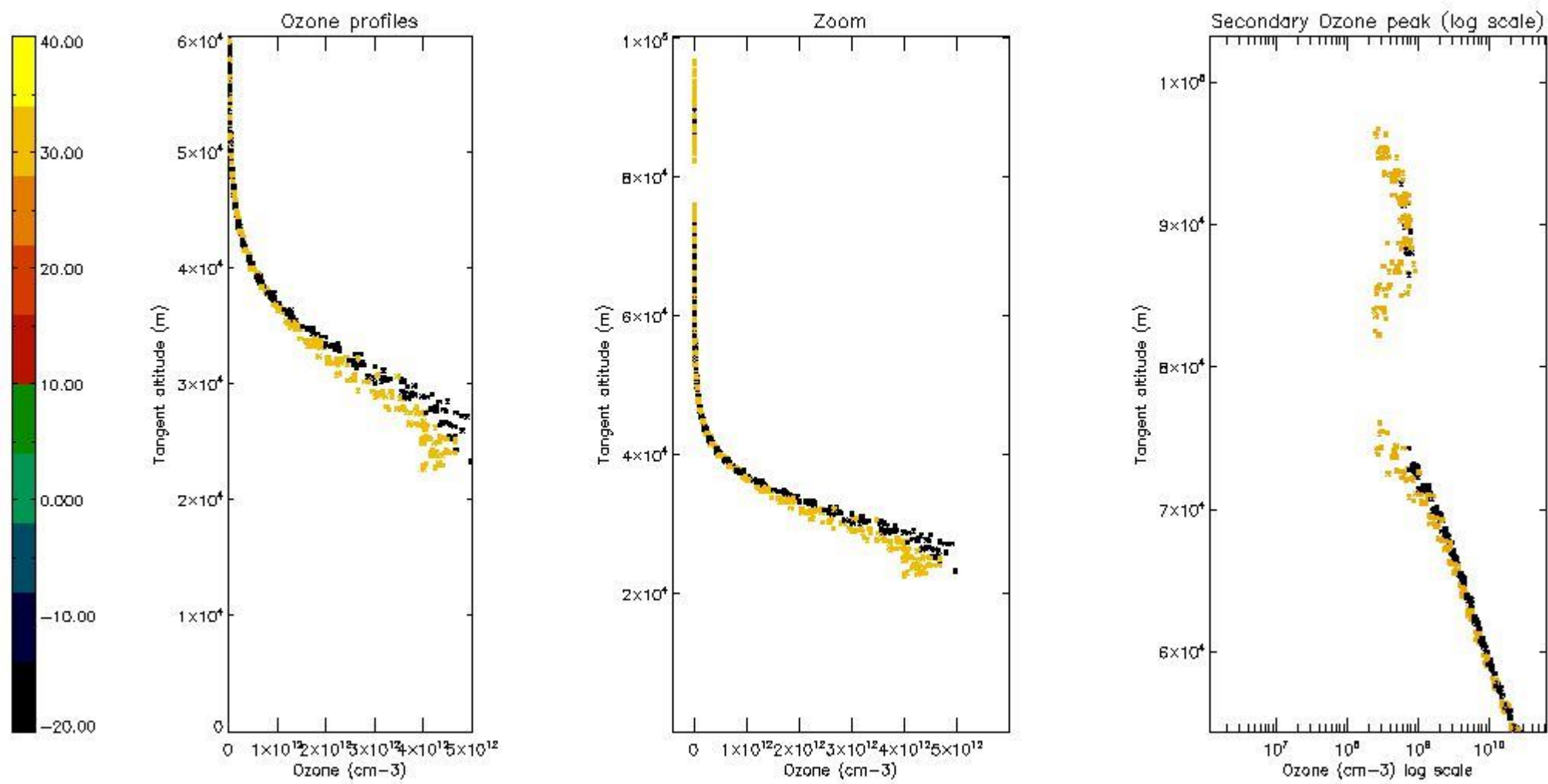
5.4 Plot ozone profiles where $STD < 10\%$ (dark without errors)

The colorbar represents the latitude.



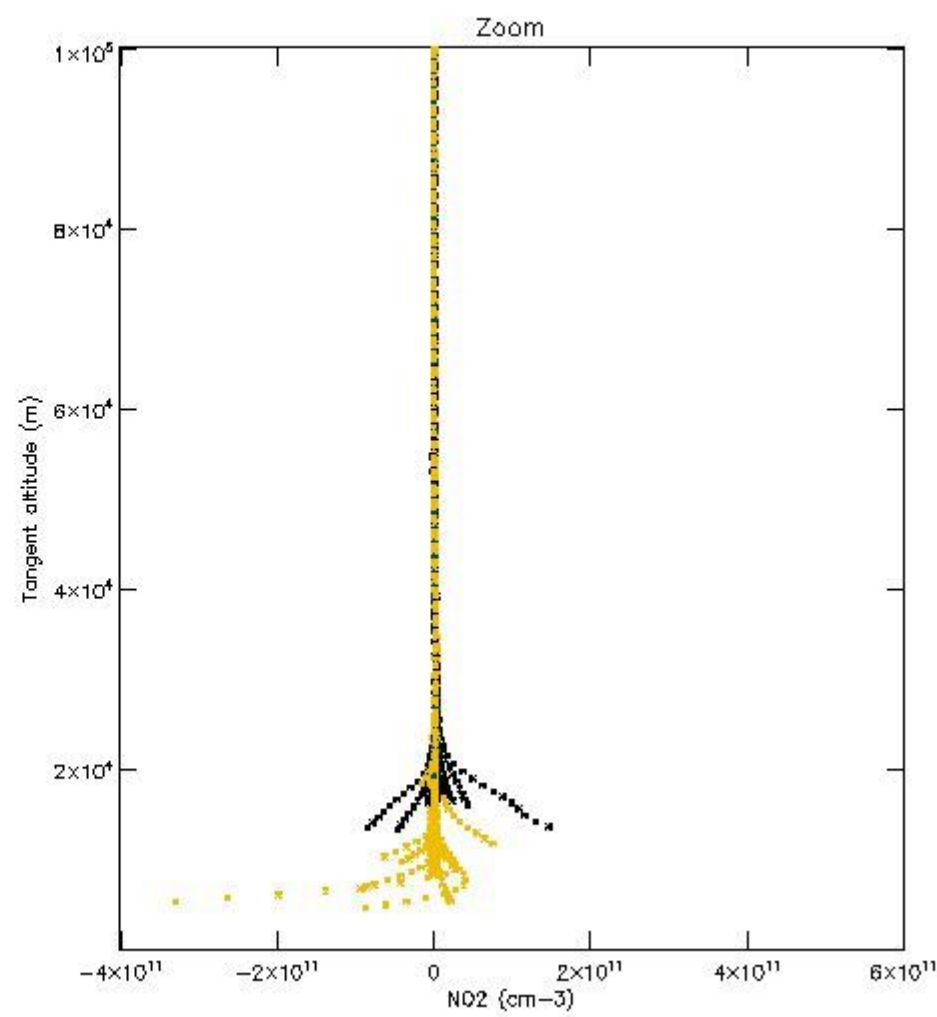
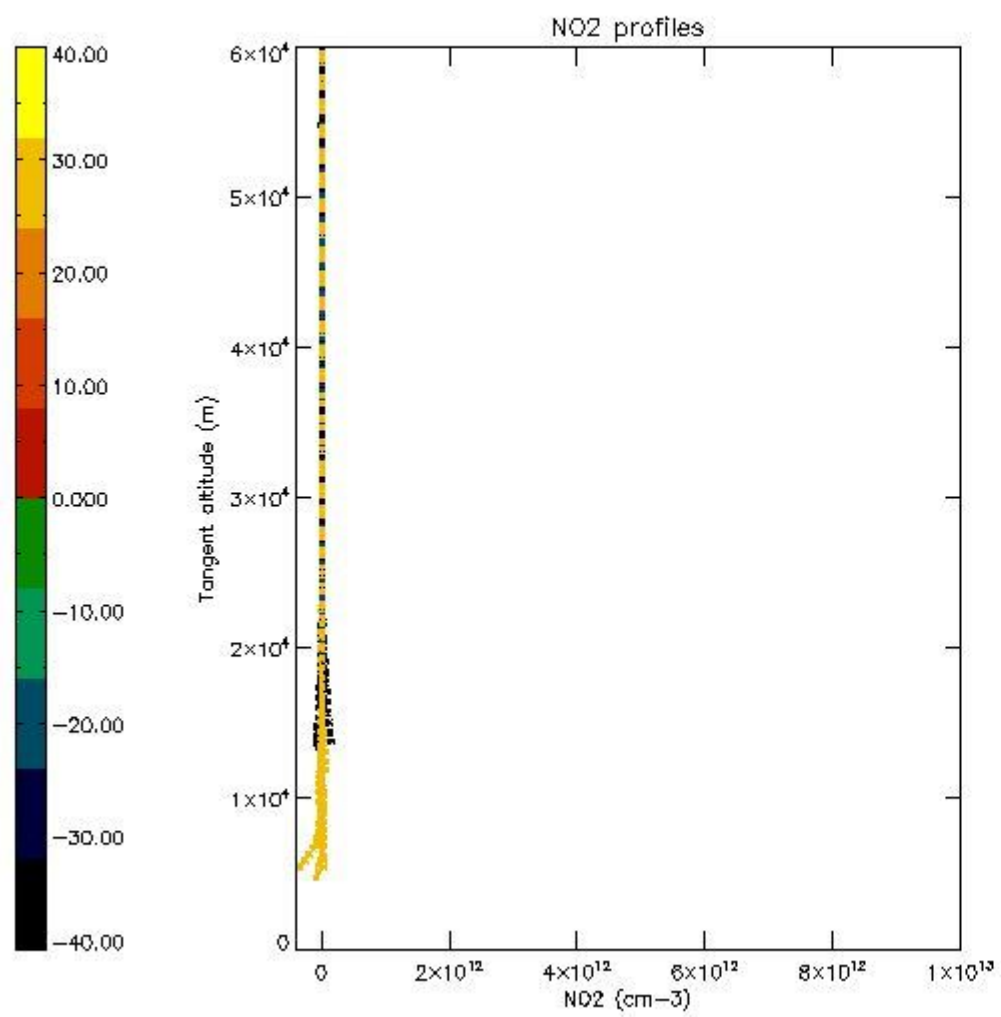
5.5 Plot ozone profiles where STD < 5% (dark without errors)

The colorbar represents the latitude.



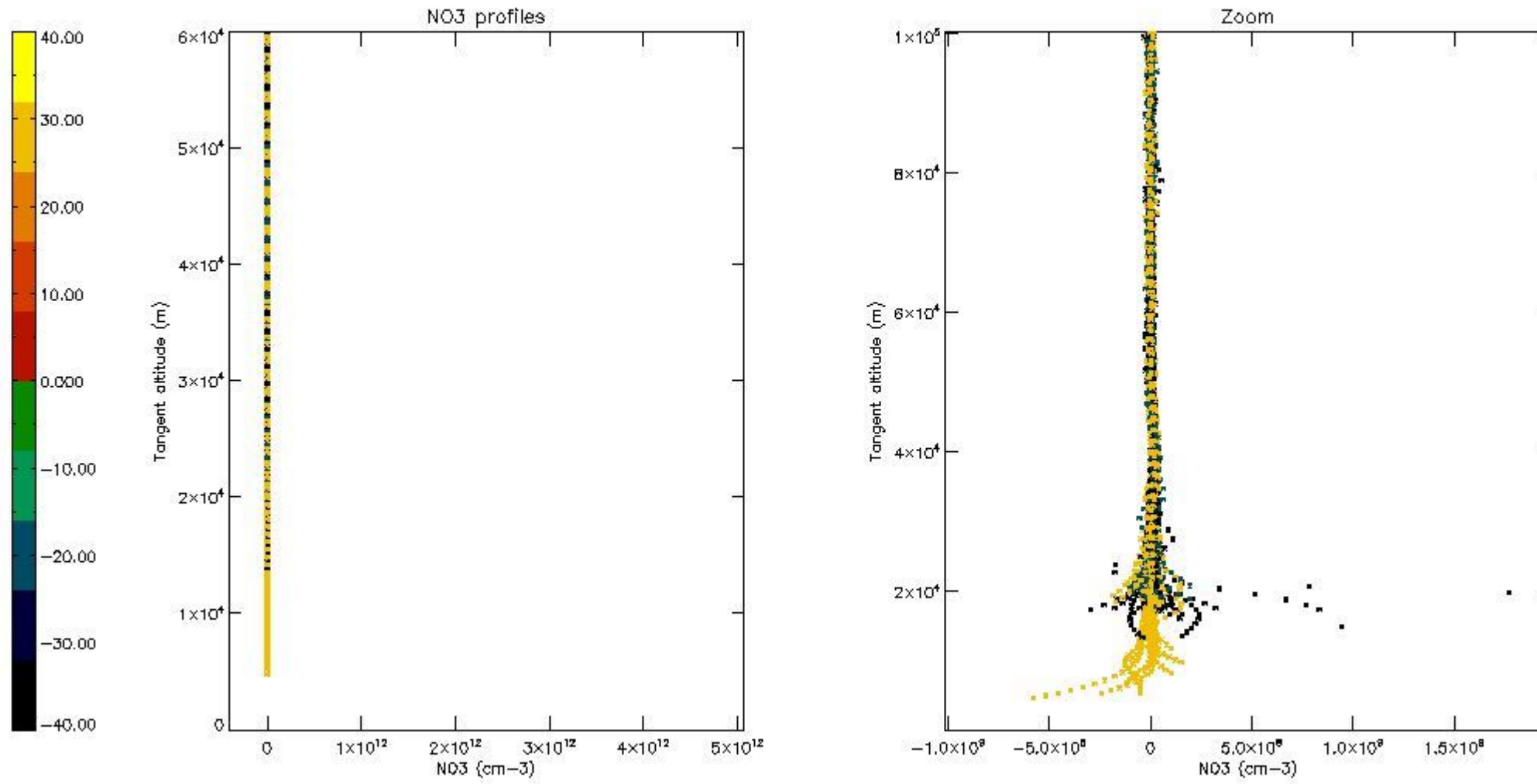
5.6 Plot NO₂ profiles for all STD (dark without errors)

The colorbar represents the latitude.



5.7 Plot NO3 profiles for all STD (dark without errors)

The colorbar represents the latitude.



6. Auxiliary Data Files used for the production reported in section 2

The number reported in the third column indicates since which file (see list in section 2) the corresponding auxiliary file has been used. The fourth column is the date of those product files.

| Type | Auxiliary Filename | Used since product | Used since product date |
|---------------------------|---|--------------------|-------------------------|
| INST_PHYS_CHARACTERISTICS | GOM_INS_AXVIEC20091111_143220_20030716_120000_20500101_000000 | 1 | 31-OCT-2005 00:06:06 |
| LEVEL-2_PROC_CONFIG | GOM_PR2_AXVIEC20091111_152718_20020301_000000_20500101_000000 | 1 | 31-OCT-2005 00:06:06 |
| CROSS_SECTIONS_FILE | GOM_CRS_AXVIEC20091111_154832_20020301_000000_20500101_000000 | 1 | 31-OCT-2005 00:06:06 |

GOMOS Level 2 Daily Report

SUMMARY

[1. General Info](#)

[2. Summary of processed GOM_NL_2P products](#)

[3. Level 2 Quality information per product](#)

[3.1 Plot of level 2 quality information per product \(time dependant\)](#)

[3.2 Plot of level 2 quality information per product \(world map\)](#)

[4. Level 1 Quality information per product \(stored on level 2 products\)](#)

[4.1 Plot of level 1 quality information per product \(time dependant\)](#)

[4.1.1 Plot of level 1 quality information per product \(time dependant\): ASCENDING](#)

[4.1.2 Plot of level 1 quality information per product \(time dependant\): DESCENDING](#)

[4.2 Plot of level 1 quality information per product \(world map\)](#)

[4.2.1 Plot of level 1 quality information per product \(world map\): ASCENDING](#)

[4.2.2 Plot of level 1 quality information per product \(world map\): DESCENDING](#)

[5. Ozone profiles based on quality statistics and other trace gas profiles](#)

[5.1 Ozone statistics based on quality of products](#)

[5.2 Plot ozone profiles for all STD \(dark without errors\)](#)

[5.3 Plot ozone profiles where STD < 20% \(dark without errors\)](#)

[5.4. Plot ozone profiles where STD < 10% \(dark without errors\)](#)

[5.5. Plot ozone profiles where STD < 5% \(dark without errors\)](#)

[5.6 Plot NO2 profiles for all STD \(dark without errors\)](#)

[5.7 Plot NO3 profiles for all STD \(dark without errors\)](#)

[5.8 Plot H2O profiles \(only for occultations of stars 1,2,3,4,13,14,16,26,63 dark without errors\) for all STD](#)

[6. Auxiliary Data Files used for the production reported in section 2](#)

This report presents the daily analysis on parameters extracted from GOMOS level 2 data (GOM_NL__2P). It is intended to monitor some important parameters that will impact the quality of these products. A list of level 2 products (and content) that have arrived during the reporting day to the PCF is also given.

| Item | Value |
|---------------------------|---------------------------------|
| Time of report generation | 18APR2013 12:10:50 |
| Data source version | GOMOS/6.01 |
| Start time of products | 31-10-2005 (31OCT2005 00:00:00) |
| Stop time of products | 01-11-2005 (01NOV2005 00:00:00) |
| Store outputs in DB | Yes |
| Nb of level 2 prods | 225 |
| Nb of prods with errors | 0 |

2. Summary of processed GOM_NL__2P products.

| Nr | Filename | UTC Start time | Limb | Duration | Star Id | Star Name | Star Mag | Star Temp | Nb Meas | Orbit | Prod. error |
|----|--|----------------------|------------|----------|---------|-----------|----------|-----------|---------|-------|-------------|
| 1 | GOM_NL__2PRFIN20051031_000606_000000392042_00088_19180_8049.N1 | 31-OCT-2005 00:06:06 | Dark | 38.500 | 143 | Alp Hyi | 2.8570 | 7200.0 | 77 | 19180 | No |
| 2 | GOM_NL__2PRFIN20051031_000729_000000432042_00088_19180_8050.N1 | 31-OCT-2005 00:07:29 | Dark | 42.500 | 9 | Alp Eri | 0.45300 | 24000. | 85 | 19180 | No |
| 3 | GOM_NL__2PRFIN20051031_001850_000000452042_00088_19180_8051.N1 | 31-OCT-2005 00:18:50 | Straylight | 44.500 | 52 | 16Bet Cet | 2.0370 | 4500.0 | 89 | 19180 | No |
| 4 | GOM_NL__2PRFIN20051031_002820_000000352042_00088_19180_8052.N1 | 31-OCT-2005 00:28:20 | Bright | 35.000 | 140 | 88Gam Peg | 2.8340 | 26000. | 70 | 19180 | No |
| 5 | GOM_NL__2PRFIN20051031_003212_000000352042_00088_19180_8053.N1 | 31-OCT-2005 00:32:12 | Bright | 35.000 | 58 | 21Alp And | 2.0730 | 11000. | 70 | 19180 | No |
| 6 | GOM_NL__2PRFIN20051031_003343_000000382042_00088_19180_8054.N1 | 31-OCT-2005 00:33:43 | Bright | 38.000 | 53 | 43Bet And | 2.0480 | 3300.0 | 76 | 19180 | No |
| 7 | GOM_NL__2PRFIN20051031_003936_000000332042_00088_19180_8055.N1 | 31-OCT-2005 00:39:36 | Bright | 33.000 | 68 | 18Alp Cas | 2.2250 | 4500.0 | 66 | 19180 | No |
| 8 | GOM_NL__2PRFIN20051031_004048_000000342042_00088_19180_8056.N1 | 31-OCT-2005 00:40:48 | Bright | 34.000 | 76 | 27Gam Cas | 2.3000 | 30000. | 68 | 19180 | No |
| 9 | GOM_NL__2PRFIN20051031_004852_000000332042_00088_19180_8057.N1 | 31-OCT-2005 00:48:52 | Bright | 32.500 | 49 | 1Alp UMi | 1.9900 | 6300.0 | 65 | 19180 | No |
| 10 | GOM_NL__2PRFIN20051031_005240_000000362042_00088_19180_8058.N1 | 31-OCT-2005 00:52:40 | Bright | 35.500 | 60 | 7Bet UMi | 2.0810 | 3950.0 | 71 | 19180 | No |
| 11 | GOM_NL__2PRFIN20051031_005834_000000362042_00088_19180_8059.N1 | 31-OCT-2005 00:58:34 | Bright | 36.000 | 32 | 77Eps UMa | 1.7630 | 11000. | 72 | 19180 | No |
| 12 | GOM_NL__2PRFIN20051031_005950_000000352042_00088_19180_8060.N1 | 31-OCT-2005 00:59:50 | Bright | 34.500 | 39 | 85Eta UMa | 1.8540 | 24000. | 69 | 19180 | No |
| 13 | GOM_NL__2PRFIN20051031_010327_000000312042_00088_19180_8061.N1 | 31-OCT-2005 01:03:27 | Bright | 31.000 | 152 | 12Alp2CVn | 2.8900 | 11000. | 62 | 19180 | No |
| 14 | GOM_NL__2PRFIN20051031_011051_000000342042_00088_19180_8062.N1 | 31-OCT-2005 01:10:51 | Bright | 34.000 | 62 | 94Bet Leo | 2.1360 | 9700.0 | 68 | 19180 | No |
| 15 | GOM_NL__2PRFIN20051031_012927_000000392042_00088_19180_8063.N1 | 31-OCT-2005 01:29:27 | Dark | 39.000 | 113 | Mu Vel | 2.6920 | 5000.0 | 78 | 19180 | No |
| 16 | GOM_NL__2PRFIN20051031_013310_000000402042_00089_19181_8069.N1 | 31-OCT-2005 01:33:10 | Dark | 40.000 | 91 | Kap Vel | 2.4900 | 26000. | 80 | 19181 | No |
| 17 | GOM_NL__2PRFIN20051031_014642_000000362042_00089_19181_8070.N1 | 31-OCT-2005 01:46:42 | Dark | 36.000 | 143 | Alp Hyi | 2.8570 | 7200.0 | 72 | 19181 | No |
| 18 | GOM_NL__2PRFIN20051031_014805_000000432042_00089_19181_8071.N1 | 31-OCT-2005 01:48:05 | Dark | 42.500 | 9 | Alp Eri | 0.45300 | 24000. | 85 | 19181 | No |
| 19 | GOM_NL__2PRFIN20051031_015926_000000452042_00089_19181_8072.N1 | 31-OCT-2005 01:59:26 | Straylight | 45.000 | 52 | 16Bet Cet | 2.0370 | 4500.0 | 90 | 19181 | No |
| 20 | GOM_NL__2PRFIN20051031_020856_000000362042_00089_19181_8073.N1 | 31-OCT-2005 02:08:56 | Bright | 35.500 | 140 | 88Gam Peg | 2.8340 | 26000. | 71 | 19181 | No |
| 21 | GOM_NL__2PRFIN20051031_021248_000000372042_00089_19181_8074.N1 | 31-OCT-2005 02:12:48 | Bright | 36.500 | 58 | 21Alp And | 2.0730 | 11000. | 73 | 19181 | No |
| 22 | GOM_NL__2PRFIN20051031_021419_000000382042_00089_19181_8075.N1 | 31-OCT-2005 02:14:19 | Bright | 38.000 | 53 | 43Bet And | 2.0480 | 3300.0 | 76 | 19181 | No |
| 23 | GOM_NL__2PRFIN20051031_022012_000000372042_00089_19181_8076.N1 | 31-OCT-2005 02:20:12 | Bright | 36.500 | 68 | 18Alp Cas | 2.2250 | 4500.0 | 73 | 19181 | No |
| 24 | GOM_NL__2PRFIN20051031_022124_000000362042_00089_19181_8077.N1 | 31-OCT-2005 02:21:24 | Bright | 36.000 | 76 | 27Gam Cas | 2.3000 | 30000. | 72 | 19181 | No |
| 25 | GOM_NL__2PRFIN20051031_022928_000000322042_00089_19181_8078.N1 | 31-OCT-2005 02:29:28 | Bright | 31.500 | 49 | 1Alp UMi | 1.9900 | 6300.0 | 63 | 19181 | No |
| 26 | GOM_NL__2PRFIN20051031_023316_000000372042_00089_19181_8079.N1 | 31-OCT-2005 02:33:16 | Bright | 37.000 | 60 | 7Bet UMi | 2.0810 | 3950.0 | 74 | 19181 | No |
| 27 | GOM_NL__2PRFIN20051031_023910_000000362042_00089_19181_8080.N1 | 31-OCT-2005 02:39:10 | Bright | 36.000 | 32 | 77Eps UMa | 1.7630 | 11000. | 72 | 19181 | No |
| 28 | GOM_NL__2PRFIN20051031_024026_000000522042_00089_19181_8081.N1 | 31-OCT-2005 02:40:26 | Bright | 52.000 | 39 | 85Eta UMa | 1.8540 | 24000. | 104 | 19181 | No |
| 29 | GOM_NL__2PRFIN20051031_024403_000000512042_00089_19181_8082.N1 | 31-OCT-2005 02:44:03 | Bright | 51.000 | 152 | 12Alp2CVn | 2.8900 | 11000. | 102 | 19181 | No |
| 30 | GOM_NL__2PRFIN20051031_025127_000000532042_00089_19181_8083.N1 | 31-OCT-2005 02:51:27 | Bright | 53.000 | 62 | 94Bet Leo | 2.1360 | 9700.0 | 106 | 19181 | No |
| 31 | GOM_NL__2PRFIN20051031_031004_000000392042_00089_19181_8084.N1 | 31-OCT-2005 03:10:04 | Dark | 39.000 | 113 | Mu Vel | 2.6920 | 5000.0 | 78 | 19181 | No |
| 32 | GOM_NL__2PRFIN20051031_031346_000000392042_00090_19182_8069.N1 | 31-OCT-2005 03:13:46 | Dark | 39.000 | 91 | Kap Vel | 2.4900 | 26000. | 78 | 19182 | No |
| 33 | GOM_NL__2PRFIN20051031_032718_000000372042_00090_19182_8070.N1 | 31-OCT-2005 03:27:18 | Dark | 36.500 | 143 | Alp Hyi | 2.8570 | 7200.0 | 73 | 19182 | No |
| 34 | GOM_NL__2PRFIN20051031_032841_000000502042_00090_19182_8071.N1 | 31-OCT-2005 03:28:41 | Dark | 49.500 | 9 | Alp Eri | 0.45300 | 24000. | 99 | 19182 | No |
| 35 | GOM_NL__2PRFIN20051031_034002_000000442042_00090_19182_8072.N1 | 31-OCT-2005 03:40:02 | Straylight | 43.500 | 52 | 16Bet Cet | 2.0370 | 4500.0 | 87 | 19182 | No |
| 36 | GOM_NL__2PRFIN20051031_034933_000000362042_00090_19182_8073.N1 | 31-OCT-2005 03:49:33 | Bright | 35.500 | 140 | 88Gam Peg | 2.8340 | 26000. | 71 | 19182 | No |
| 37 | GOM_NL__2PRFIN20051031_035324_000000372042_00090_19182_8074.N1 | 31-OCT-2005 03:53:24 | Bright | 36.500 | 58 | 21Alp And | 2.0730 | 11000. | 73 | 19182 | No |
| 38 | GOM_NL__2PRFIN20051031_035455_000000372042_00090_19182_8075.N1 | 31-OCT-2005 03:54:55 | Bright | 37.000 | 53 | 43Bet And | 2.0480 | 3300.0 | 74 | 19182 | No |
| 39 | GOM_NL__2PRFIN20051031_040048_000000352042_00090_19182_8076.N1 | 31-OCT-2005 04:00:48 | Bright | 34.500 | 68 | 18Alp Cas | 2.2250 | 4500.0 | 69 | 19182 | No |
| 40 | GOM_NL__2PRFIN20051031_040159_000000372042_00090_19182_8077.N1 | 31-OCT-2005 04:01:59 | Bright | 36.500 | 76 | 27Gam Cas | 2.3000 | 30000. | 73 | 19182 | No |
| 41 | GOM_NL__2PRFIN20051031_041004_000000332042_00090_19182_8078.N1 | 31-OCT-2005 04:10:04 | Bright | 32.500 | 49 | 1Alp UMi | 1.9900 | 6300.0 | 65 | 19182 | No |
| 42 | GOM_NL__2PRFIN20051031_041352_000000362042_00090_19182_8079.N1 | 31-OCT-2005 04:13:52 | Bright | 36.000 | 60 | 7Bet UMi | 2.0810 | 3950.0 | 72 | 19182 | No |

| | | | | | | | | | | | |
|-----|--|----------------------|------------|--------|-----|-----------|---------|--------|-----|-------|----|
| 43 | GOM_NL__2PRFIN20051031_041946_000000372042_00090_19182_8080.N1 | 31-OCT-2005 04:19:46 | Bright | 36.500 | 32 | 77Eps UMa | 1.7630 | 11000. | 73 | 19182 | No |
| 44 | GOM_NL__2PRFIN20051031_042102_000000362042_00090_19182_8081.N1 | 31-OCT-2005 04:21:02 | Bright | 35.500 | 39 | 85Eta UMa | 1.8540 | 24000. | 71 | 19182 | No |
| 45 | GOM_NL__2PRFIN20051031_042439_000000512042_00090_19182_8082.N1 | 31-OCT-2005 04:24:39 | Bright | 51.000 | 152 | 12Alp2CVn | 2.8900 | 11000. | 102 | 19182 | No |
| 46 | GOM_NL__2PRFIN20051031_043203_000000352042_00090_19182_8083.N1 | 31-OCT-2005 04:32:03 | Bright | 34.500 | 62 | 94Bet Leo | 2.1360 | 9700.0 | 69 | 19182 | No |
| 47 | GOM_NL__2PRFIN20051031_045040_000000402042_00090_19182_8084.N1 | 31-OCT-2005 04:50:40 | Dark | 39.500 | 113 | Mu Vel | 2.6920 | 5000.0 | 79 | 19182 | No |
| 48 | GOM_NL__2PRFIN20051031_045423_000000382042_00091_19183_8069.N1 | 31-OCT-2005 04:54:23 | Dark | 38.000 | 91 | Kap Vel | 2.4900 | 26000. | 76 | 19183 | No |
| 49 | GOM_NL__2PRFIN20051031_050754_000000372042_00091_19183_8070.N1 | 31-OCT-2005 05:07:54 | Dark | 36.500 | 143 | Alp Hyi | 2.8570 | 7200.0 | 73 | 19183 | No |
| 50 | GOM_NL__2PRFIN20051031_050918_000000502042_00091_19183_8071.N1 | 31-OCT-2005 05:09:18 | Dark | 50.000 | 9 | Alp Eri | 0.45300 | 24000. | 100 | 19183 | No |
| 51 | GOM_NL__2PRFIN20051031_052039_000000432042_00091_19183_8072.N1 | 31-OCT-2005 05:20:39 | Straylight | 42.500 | 52 | 16Bet Cet | 2.0370 | 4500.0 | 85 | 19183 | No |
| 52 | GOM_NL__2PRFIN20051031_053009_000000362042_00091_19183_8073.N1 | 31-OCT-2005 05:30:09 | Bright | 36.000 | 140 | 88Gam Peg | 2.8340 | 26000. | 72 | 19183 | No |
| 53 | GOM_NL__2PRFIN20051031_053400_000000362042_00091_19183_8074.N1 | 31-OCT-2005 05:34:00 | Bright | 36.000 | 58 | 21Alp And | 2.0730 | 11000. | 72 | 19183 | No |
| 54 | GOM_NL__2PRFIN20051031_053531_000000352042_00091_19183_8075.N1 | 31-OCT-2005 05:35:31 | Bright | 35.000 | 53 | 43Bet And | 2.0480 | 3300.0 | 70 | 19183 | No |
| 55 | GOM_NL__2PRFIN20051031_054124_000000362042_00091_19183_8076.N1 | 31-OCT-2005 05:41:24 | Bright | 36.000 | 68 | 18Alp Cas | 2.2250 | 4500.0 | 72 | 19183 | No |
| 56 | GOM_NL__2PRFIN20051031_054235_000000362042_00091_19183_8077.N1 | 31-OCT-2005 05:42:35 | Bright | 36.000 | 76 | 27Gam Cas | 2.3000 | 30000. | 72 | 19183 | No |
| 57 | GOM_NL__2PRFIN20051031_055040_000000372042_00091_19183_8078.N1 | 31-OCT-2005 05:50:40 | Bright | 36.500 | 49 | 1Alp UMi | 1.9900 | 6300.0 | 73 | 19183 | No |
| 58 | GOM_NL__2PRFIN20051031_055428_000000382042_00091_19183_8079.N1 | 31-OCT-2005 05:54:28 | Bright | 37.500 | 60 | 7Bet UMi | 2.0810 | 3950.0 | 75 | 19183 | No |
| 59 | GOM_NL__2PRFIN20051031_060022_000000412042_00091_19183_8080.N1 | 31-OCT-2005 06:00:22 | Bright | 41.000 | 32 | 77Eps UMa | 1.7630 | 11000. | 82 | 19183 | No |
| 60 | GOM_NL__2PRFIN20051031_060139_000000362042_00091_19183_8081.N1 | 31-OCT-2005 06:01:39 | Bright | 35.500 | 39 | 85Eta UMa | 1.8540 | 24000. | 71 | 19183 | No |
| 61 | GOM_NL__2PRFIN20051031_061240_000000352042_00091_19183_8082.N1 | 31-OCT-2005 06:12:40 | Bright | 35.000 | 62 | 94Bet Leo | 2.1360 | 9700.0 | 70 | 19183 | No |
| 62 | GOM_NL__2PRFIN20051031_063116_000000402042_00091_19183_8083.N1 | 31-OCT-2005 06:31:16 | Dark | 40.000 | 113 | Mu Vel | 2.6920 | 5000.0 | 80 | 19183 | No |
| 63 | GOM_NL__2PRFIN20051031_063500_000000402042_00092_19184_8069.N1 | 31-OCT-2005 06:35:00 | Dark | 39.500 | 91 | Kap Vel | 2.4900 | 26000. | 79 | 19184 | No |
| 64 | GOM_NL__2PRFIN20051031_064831_000000392042_00092_19184_8070.N1 | 31-OCT-2005 06:48:31 | Dark | 39.000 | 143 | Alp Hyi | 2.8570 | 7200.0 | 78 | 19184 | No |
| 65 | GOM_NL__2PRFIN20051031_064954_000000412042_00092_19184_8071.N1 | 31-OCT-2005 06:49:54 | Dark | 41.000 | 9 | Alp Eri | 0.45300 | 24000. | 82 | 19184 | No |
| 66 | GOM_NL__2PRFIN20051031_070115_000000442042_00092_19184_8072.N1 | 31-OCT-2005 07:01:15 | Straylight | 44.000 | 52 | 16Bet Cet | 2.0370 | 4500.0 | 88 | 19184 | No |
| 67 | GOM_NL__2PRFIN20051031_071045_000000362042_00092_19184_8073.N1 | 31-OCT-2005 07:10:45 | Bright | 36.000 | 140 | 88Gam Peg | 2.8340 | 26000. | 72 | 19184 | No |
| 68 | GOM_NL__2PRFIN20051031_071437_000000352042_00092_19184_8074.N1 | 31-OCT-2005 07:14:37 | Bright | 35.000 | 58 | 21Alp And | 2.0730 | 11000. | 70 | 19184 | No |
| 69 | GOM_NL__2PRFIN20051031_071607_000000382042_00092_19184_8075.N1 | 31-OCT-2005 07:16:07 | Bright | 37.500 | 53 | 43Bet And | 2.0480 | 3300.0 | 75 | 19184 | No |
| 70 | GOM_NL__2PRFIN20051031_072200_000000362042_00092_19184_8076.N1 | 31-OCT-2005 07:22:00 | Bright | 36.000 | 68 | 18Alp Cas | 2.2250 | 4500.0 | 72 | 19184 | No |
| 71 | GOM_NL__2PRFIN20051031_072312_000000362042_00092_19184_8077.N1 | 31-OCT-2005 07:23:12 | Bright | 36.000 | 76 | 27Gam Cas | 2.3000 | 30000. | 72 | 19184 | No |
| 72 | GOM_NL__2PRFIN20051031_073116_000000352042_00092_19184_8078.N1 | 31-OCT-2005 07:31:16 | Bright | 35.000 | 49 | 1Alp UMi | 1.9900 | 6300.0 | 70 | 19184 | No |
| 73 | GOM_NL__2PRFIN20051031_073504_000000492042_00092_19184_8079.N1 | 31-OCT-2005 07:35:04 | Bright | 48.500 | 60 | 7Bet UMi | 2.0810 | 3950.0 | 97 | 19184 | No |
| 74 | GOM_NL__2PRFIN20051031_074058_000000372042_00092_19184_8080.N1 | 31-OCT-2005 07:40:58 | Bright | 37.000 | 32 | 77Eps UMa | 1.7630 | 11000. | 74 | 19184 | No |
| 75 | GOM_NL__2PRFIN20051031_074215_000000522042_00092_19184_8081.N1 | 31-OCT-2005 07:42:15 | Bright | 52.000 | 39 | 85Eta UMa | 1.8540 | 24000. | 104 | 19184 | No |
| 76 | GOM_NL__2PRFIN20051031_074552_000000312042_00092_19184_8082.N1 | 31-OCT-2005 07:45:52 | Bright | 30.500 | 152 | 12Alp2CVn | 2.8900 | 11000. | 61 | 19184 | No |
| 77 | GOM_NL__2PRFIN20051031_075316_000000352042_00092_19184_8083.N1 | 31-OCT-2005 07:53:16 | Bright | 35.000 | 62 | 94Bet Leo | 2.1360 | 9700.0 | 70 | 19184 | No |
| 78 | GOM_NL__2PRFIN20051031_081153_000000422042_00092_19184_8084.N1 | 31-OCT-2005 08:11:53 | Dark | 42.000 | 113 | Mu Vel | 2.6920 | 5000.0 | 84 | 19184 | No |
| 79 | GOM_NL__2PRFIN20051031_081536_000000392042_00093_19185_8069.N1 | 31-OCT-2005 08:15:36 | Dark | 38.500 | 91 | Kap Vel | 2.4900 | 26000. | 77 | 19185 | No |
| 80 | GOM_NL__2PRFIN20051031_082907_000000432042_00093_19185_8070.N1 | 31-OCT-2005 08:29:07 | Dark | 42.500 | 143 | Alp Hyi | 2.8570 | 7200.0 | 85 | 19185 | No |
| 81 | GOM_NL__2PRFIN20051031_083030_000000402042_00093_19185_8071.N1 | 31-OCT-2005 08:30:30 | Dark | 40.000 | 9 | Alp Eri | 0.45300 | 24000. | 80 | 19185 | No |
| 82 | GOM_NL__2PRFIN20051031_084151_000000442042_00093_19185_8072.N1 | 31-OCT-2005 08:41:51 | Straylight | 43.500 | 52 | 16Bet Cet | 2.0370 | 4500.0 | 87 | 19185 | No |
| 83 | GOM_NL__2PRFIN20051031_085121_000000362042_00093_19185_8073.N1 | 31-OCT-2005 08:51:21 | Bright | 35.500 | 140 | 88Gam Peg | 2.8340 | 26000. | 71 | 19185 | No |
| 84 | GOM_NL__2PRFIN20051031_085513_000000362042_00093_19185_8074.N1 | 31-OCT-2005 08:55:13 | Bright | 36.000 | 58 | 21Alp And | 2.0730 | 11000. | 72 | 19185 | No |
| 85 | GOM_NL__2PRFIN20051031_085643_000000382042_00093_19185_8075.N1 | 31-OCT-2005 08:56:43 | Bright | 38.000 | 53 | 43Bet And | 2.0480 | 3300.0 | 76 | 19185 | No |
| 86 | GOM_NL__2PRFIN20051031_090236_000000372042_00093_19185_8076.N1 | 31-OCT-2005 09:02:36 | Bright | 36.500 | 68 | 18Alp Cas | 2.2250 | 4500.0 | 73 | 19185 | No |
| 87 | GOM_NL__2PRFIN20051031_090347_000000362042_00093_19185_8077.N1 | 31-OCT-2005 09:03:47 | Bright | 36.000 | 76 | 27Gam Cas | 2.3000 | 30000. | 72 | 19185 | No |
| 88 | GOM_NL__2PRFIN20051031_091152_000000352042_00093_19185_8078.N1 | 31-OCT-2005 09:11:52 | Bright | 35.000 | 49 | 1Alp UMi | 1.9900 | 6300.0 | 70 | 19185 | No |
| 89 | GOM_NL__2PRFIN20051031_091540_000000352042_00093_19185_8079.N1 | 31-OCT-2005 09:15:40 | Bright | 34.500 | 60 | 7Bet UMi | 2.0810 | 3950.0 | 69 | 19185 | No |
| 90 | GOM_NL__2PRFIN20051031_092134_000000342042_00093_19185_8080.N1 | 31-OCT-2005 09:21:34 | Bright | 33.500 | 32 | 77Eps UMa | 1.7630 | 11000. | 67 | 19185 | No |
| 91 | GOM_NL__2PRFIN20051031_092251_000000352042_00093_19185_8081.N1 | 31-OCT-2005 09:22:51 | Bright | 34.500 | 39 | 85Eta UMa | 1.8540 | 24000. | 69 | 19185 | No |
| 92 | GOM_NL__2PRFIN20051031_093352_000000352042_00093_19185_8082.N1 | 31-OCT-2005 09:33:52 | Bright | 34.500 | 62 | 94Bet Leo | 2.1360 | 9700.0 | 69 | 19185 | No |
| 93 | GOM_NL__2PRFIN20051031_095229_000000392042_00093_19185_8083.N1 | 31-OCT-2005 09:52:29 | Dark | 38.500 | 113 | Mu Vel | 2.6920 | 5000.0 | 77 | 19185 | No |
| 94 | GOM_NL__2PRFIN20051031_095613_000000392042_00094_19186_8069.N1 | 31-OCT-2005 09:56:13 | Dark | 38.500 | 91 | Kap Vel | 2.4900 | 26000. | 77 | 19186 | No |
| 95 | GOM_NL__2PRFIN20051031_100943_000000372042_00094_19186_8070.N1 | 31-OCT-2005 10:09:43 | Dark | 36.500 | 143 | Alp Hyi | 2.8570 | 7200.0 | 73 | 19186 | No |
| 96 | GOM_NL__2PRFIN20051031_101106_000000462042_00094_19186_8071.N1 | 31-OCT-2005 10:11:06 | Dark | 46.000 | 9 | Alp Eri | 0.45300 | 24000. | 92 | 19186 | No |
| 97 | GOM_NL__2PRFIN20051031_102227_000000432042_00094_19186_8072.N1 | 31-OCT-2005 10:22:27 | Straylight | 43.000 | 52 | 16Bet Cet | 2.0370 | 4500.0 | 86 | 19186 | No |
| 98 | GOM_NL__2PRFIN20051031_103157_000000352042_00094_19186_8073.N1 | 31-OCT-2005 10:31:57 | Bright | 35.000 | 140 | 88Gam Peg | 2.8340 | 26000. | 70 | 19186 | No |
| 99 | GOM_NL__2PRFIN20051031_103549_000000352042_00094_19186_8074.N1 | 31-OCT-2005 10:35:49 | Bright | 35.000 | 58 | 21Alp And | 2.0730 | 11000. | 70 | 19186 | No |
| 100 | GOM_NL__2PRFIN20051031_103719_000000362042_00094_19186_8075.N1 | 31-OCT-2005 10:37:19 | Bright | 35.500 | 53 | 43Bet And | 2.0480 | 3300.0 | 71 | 19186 | No |
| 101 | GOM_NL__2PRFIN20051031_104311_000000362042_00094_19186_8076.N1 | 31-OCT-2005 10:43:11 | Bright | 36.000 | 68 | 18Alp Cas | 2.2250 | 4500.0 | 72 | 19186 | No |

| | | | | | | | | | | | |
|-----|--|----------------------|------------|--------|-----|-----------|---------|--------|----|-------|----|
| 102 | GOM_NL__2PRFIN20051031_104423_000000362042_00094_19186_8077.N1 | 31-OCT-2005 10:44:23 | Bright | 35.500 | 76 | 27Gam Cas | 2.3000 | 30000. | 71 | 19186 | No |
| 103 | GOM_NL__2PRFIN20051031_105228_000000372042_00094_19186_8078.N1 | 31-OCT-2005 10:52:28 | Bright | 36.500 | 49 | 1Alp UMi | 1.9900 | 6300.0 | 73 | 19186 | No |
| 104 | GOM_NL__2PRFIN20051031_105616_000000372042_00094_19186_8079.N1 | 31-OCT-2005 10:56:16 | Bright | 36.500 | 60 | 7Bet UMi | 2.0810 | 3950.0 | 73 | 19186 | No |
| 105 | GOM_NL__2PRFIN20051031_110210_000000362042_00094_19186_8080.N1 | 31-OCT-2005 11:02:10 | Bright | 35.500 | 32 | 77Eps UMa | 1.7630 | 11000. | 71 | 19186 | No |
| 106 | GOM_NL__2PRFIN20051031_110327_000000372042_00094_19186_8081.N1 | 31-OCT-2005 11:03:27 | Bright | 36.500 | 39 | 85Eta UMa | 1.8540 | 24000. | 73 | 19186 | No |
| 107 | GOM_NL__2PRFIN20051031_110704_000000342042_00094_19186_8082.N1 | 31-OCT-2005 11:07:04 | Bright | 34.000 | 152 | 12Alp2CVn | 2.8900 | 11000. | 68 | 19186 | No |
| 108 | GOM_NL__2PRFIN20051031_111428_000000342042_00094_19186_8083.N1 | 31-OCT-2005 11:14:28 | Bright | 34.000 | 62 | 94Bet Leo | 2.1360 | 9700.0 | 68 | 19186 | No |
| 109 | GOM_NL__2PRFIN20051031_113305_000000422042_00094_19186_8084.N1 | 31-OCT-2005 11:33:05 | Dark | 42.000 | 113 | Mu Vel | 2.6920 | 5000.0 | 84 | 19186 | No |
| 110 | GOM_NL__2PRFIN20051031_113649_000000402042_00095_19187_8069.N1 | 31-OCT-2005 11:36:49 | Dark | 39.500 | 91 | Kap Vel | 2.4900 | 26000. | 79 | 19187 | No |
| 111 | GOM_NL__2PRFIN20051031_115019_000000372042_00095_19187_8070.N1 | 31-OCT-2005 11:50:19 | Dark | 36.500 | 143 | Alp Hyi | 2.8570 | 7200.0 | 73 | 19187 | No |
| 112 | GOM_NL__2PRFIN20051031_115142_000000372042_00095_19187_8071.N1 | 31-OCT-2005 11:51:42 | Dark | 37.000 | 9 | Alp Eri | 0.45300 | 24000. | 74 | 19187 | No |
| 113 | GOM_NL__2PRFIN20051031_120303_000000432042_00095_19187_8072.N1 | 31-OCT-2005 12:03:03 | Straylight | 43.000 | 52 | 16Bet Cet | 2.0370 | 4500.0 | 86 | 19187 | No |
| 114 | GOM_NL__2PRFIN20051031_121233_000000362042_00095_19187_8073.N1 | 31-OCT-2005 12:12:33 | Bright | 36.000 | 140 | 88Gam Peg | 2.8340 | 26000. | 72 | 19187 | No |
| 115 | GOM_NL__2PRFIN20051031_121625_000000372042_00095_19187_8074.N1 | 31-OCT-2005 12:16:25 | Bright | 36.500 | 58 | 21Alp And | 2.0730 | 11000. | 73 | 19187 | No |
| 116 | GOM_NL__2PRFIN20051031_121755_000000392042_00095_19187_8075.N1 | 31-OCT-2005 12:17:55 | Bright | 38.500 | 53 | 43Bet And | 2.0480 | 3300.0 | 77 | 19187 | No |
| 117 | GOM_NL__2PRFIN20051031_122347_000000362042_00095_19187_8076.N1 | 31-OCT-2005 12:23:47 | Bright | 35.500 | 68 | 18Alp Cas | 2.2250 | 4500.0 | 71 | 19187 | No |
| 118 | GOM_NL__2PRFIN20051031_122459_000000352042_00095_19187_8077.N1 | 31-OCT-2005 12:24:59 | Bright | 35.000 | 76 | 27Gam Cas | 2.3000 | 30000. | 70 | 19187 | No |
| 119 | GOM_NL__2PRFIN20051031_123304_000000362042_00095_19187_8078.N1 | 31-OCT-2005 12:33:04 | Bright | 35.500 | 49 | 1Alp UMi | 1.9900 | 6300.0 | 71 | 19187 | No |
| 120 | GOM_NL__2PRFIN20051031_123652_000000332042_00095_19187_8079.N1 | 31-OCT-2005 12:36:52 | Bright | 33.000 | 60 | 7Bet UMi | 2.0810 | 3950.0 | 66 | 19187 | No |
| 121 | GOM_NL__2PRFIN20051031_124246_000000362042_00095_19187_8080.N1 | 31-OCT-2005 12:42:46 | Bright | 35.500 | 32 | 77Eps UMa | 1.7630 | 11000. | 71 | 19187 | No |
| 122 | GOM_NL__2PRFIN20051031_124403_000000362042_00095_19187_8081.N1 | 31-OCT-2005 12:44:03 | Bright | 35.500 | 39 | 85Eta UMa | 1.8540 | 24000. | 71 | 19187 | No |
| 123 | GOM_NL__2PRFIN20051031_124740_000000362042_00095_19187_8082.N1 | 31-OCT-2005 12:47:40 | Bright | 36.000 | 152 | 12Alp2CVn | 2.8900 | 11000. | 72 | 19187 | No |
| 124 | GOM_NL__2PRFIN20051031_125504_000000342042_00095_19187_8083.N1 | 31-OCT-2005 12:55:04 | Bright | 34.000 | 62 | 94Bet Leo | 2.1360 | 9700.0 | 68 | 19187 | No |
| 125 | GOM_NL__2PRFIN20051031_131342_000000392042_00095_19187_8084.N1 | 31-OCT-2005 13:13:42 | Dark | 39.000 | 113 | Mu Vel | 2.6920 | 5000.0 | 78 | 19187 | No |
| 126 | GOM_NL__2PRFIN20051031_131726_000000382042_00096_19188_8069.N1 | 31-OCT-2005 13:17:26 | Dark | 38.000 | 91 | Kap Vel | 2.4900 | 26000. | 76 | 19188 | No |
| 127 | GOM_NL__2PRFIN20051031_133055_000000362042_00096_19188_8070.N1 | 31-OCT-2005 13:30:55 | Dark | 35.500 | 143 | Alp Hyi | 2.8570 | 7200.0 | 71 | 19188 | No |
| 128 | GOM_NL__2PRFIN20051031_133218_000000442042_00096_19188_8071.N1 | 31-OCT-2005 13:32:18 | Dark | 43.500 | 9 | Alp Eri | 0.45300 | 24000. | 87 | 19188 | No |
| 129 | GOM_NL__2PRFIN20051031_134339_000000432042_00096_19188_8072.N1 | 31-OCT-2005 13:43:39 | Straylight | 43.000 | 52 | 16Bet Cet | 2.0370 | 4500.0 | 86 | 19188 | No |
| 130 | GOM_NL__2PRFIN20051031_135310_000000352042_00096_19188_8073.N1 | 31-OCT-2005 13:53:10 | Bright | 35.000 | 140 | 88Gam Peg | 2.8340 | 26000. | 70 | 19188 | No |
| 131 | GOM_NL__2PRFIN20051031_135701_000000362042_00096_19188_8074.N1 | 31-OCT-2005 13:57:01 | Bright | 36.000 | 58 | 21Alp And | 2.0730 | 11000. | 72 | 19188 | No |
| 132 | GOM_NL__2PRFIN20051031_135831_000000382042_00096_19188_8075.N1 | 31-OCT-2005 13:58:31 | Bright | 37.500 | 53 | 43Bet And | 2.0480 | 3300.0 | 75 | 19188 | No |
| 133 | GOM_NL__2PRFIN20051031_140423_000000372042_00096_19188_8076.N1 | 31-OCT-2005 14:04:23 | Bright | 37.000 | 68 | 18Alp Cas | 2.2250 | 4500.0 | 74 | 19188 | No |
| 134 | GOM_NL__2PRFIN20051031_140535_000000362042_00096_19188_8077.N1 | 31-OCT-2005 14:05:35 | Bright | 36.000 | 76 | 27Gam Cas | 2.3000 | 30000. | 72 | 19188 | No |
| 135 | GOM_NL__2PRFIN20051031_141728_000000332042_00096_19188_8078.N1 | 31-OCT-2005 14:17:28 | Bright | 32.500 | 60 | 7Bet UMi | 2.0810 | 3950.0 | 65 | 19188 | No |
| 136 | GOM_NL__2PRFIN20051031_142322_000000372042_00096_19188_8079.N1 | 31-OCT-2005 14:23:22 | Bright | 37.000 | 32 | 77Eps UMa | 1.7630 | 11000. | 74 | 19188 | No |
| 137 | GOM_NL__2PRFIN20051031_142439_000000352042_00096_19188_8080.N1 | 31-OCT-2005 14:24:39 | Bright | 35.000 | 39 | 85Eta UMa | 1.8540 | 24000. | 70 | 19188 | No |
| 138 | GOM_NL__2PRFIN20051031_142816_000000342042_00096_19188_8081.N1 | 31-OCT-2005 14:28:16 | Bright | 33.500 | 152 | 12Alp2CVn | 2.8900 | 11000. | 67 | 19188 | No |
| 139 | GOM_NL__2PRFIN20051031_143540_000000342042_00096_19188_8082.N1 | 31-OCT-2005 14:35:40 | Bright | 34.000 | 62 | 94Bet Leo | 2.1360 | 9700.0 | 68 | 19188 | No |
| 140 | GOM_NL__2PRFIN20051031_145418_000000402042_00096_19188_8083.N1 | 31-OCT-2005 14:54:18 | Dark | 39.500 | 113 | Mu Vel | 2.6920 | 5000.0 | 79 | 19188 | No |
| 141 | GOM_NL__2PRFIN20051031_145802_000000402042_00097_19189_8069.N1 | 31-OCT-2005 14:58:02 | Dark | 39.500 | 91 | Kap Vel | 2.4900 | 26000. | 79 | 19189 | No |
| 142 | GOM_NL__2PRFIN20051031_151131_000000372042_00097_19189_8070.N1 | 31-OCT-2005 15:11:31 | Dark | 37.000 | 143 | Alp Hyi | 2.8570 | 7200.0 | 74 | 19189 | No |
| 143 | GOM_NL__2PRFIN20051031_151254_000000452042_00097_19189_8071.N1 | 31-OCT-2005 15:12:54 | Dark | 44.500 | 9 | Alp Eri | 0.45300 | 24000. | 89 | 19189 | No |
| 144 | GOM_NL__2PRFIN20051031_152415_000000442042_00097_19189_8072.N1 | 31-OCT-2005 15:24:15 | Straylight | 43.500 | 52 | 16Bet Cet | 2.0370 | 4500.0 | 87 | 19189 | No |
| 145 | GOM_NL__2PRFIN20051031_153346_000000362042_00097_19189_8073.N1 | 31-OCT-2005 15:33:46 | Bright | 36.000 | 140 | 88Gam Peg | 2.8340 | 26000. | 72 | 19189 | No |
| 146 | GOM_NL__2PRFIN20051031_153737_000000352042_00097_19189_8074.N1 | 31-OCT-2005 15:37:37 | Bright | 35.000 | 58 | 21Alp And | 2.0730 | 11000. | 70 | 19189 | No |
| 147 | GOM_NL__2PRFIN20051031_153906_000000392042_00097_19189_8075.N1 | 31-OCT-2005 15:39:06 | Bright | 38.500 | 53 | 43Bet And | 2.0480 | 3300.0 | 77 | 19189 | No |
| 148 | GOM_NL__2PRFIN20051031_154459_000000372042_00097_19189_8076.N1 | 31-OCT-2005 15:44:59 | Bright | 37.000 | 68 | 18Alp Cas | 2.2250 | 4500.0 | 74 | 19189 | No |
| 149 | GOM_NL__2PRFIN20051031_154611_000000362042_00097_19189_8077.N1 | 31-OCT-2005 15:46:11 | Bright | 36.000 | 76 | 27Gam Cas | 2.3000 | 30000. | 72 | 19189 | No |
| 150 | GOM_NL__2PRFIN20051031_155415_000000362042_00097_19189_8078.N1 | 31-OCT-2005 15:54:15 | Bright | 35.500 | 49 | 1Alp UMi | 1.9900 | 6300.0 | 71 | 19189 | No |
| 151 | GOM_NL__2PRFIN20051031_155804_000000352042_00097_19189_8079.N1 | 31-OCT-2005 15:58:04 | Bright | 35.000 | 60 | 7Bet UMi | 2.0810 | 3950.0 | 70 | 19189 | No |
| 152 | GOM_NL__2PRFIN20051031_160358_000000352042_00097_19189_8080.N1 | 31-OCT-2005 16:03:58 | Bright | 34.500 | 32 | 77Eps UMa | 1.7630 | 11000. | 69 | 19189 | No |
| 153 | GOM_NL__2PRFIN20051031_160516_000000492042_00097_19189_8081.N1 | 31-OCT-2005 16:05:16 | Bright | 48.500 | 39 | 85Eta UMa | 1.8540 | 24000. | 97 | 19189 | No |
| 154 | GOM_NL__2PRFIN20051031_160852_000000332042_00097_19189_8082.N1 | 31-OCT-2005 16:08:52 | Bright | 33.000 | 152 | 12Alp2CVn | 2.8900 | 11000. | 66 | 19189 | No |
| 155 | GOM_NL__2PRFIN20051031_161617_000000352042_00097_19189_8083.N1 | 31-OCT-2005 16:16:17 | Bright | 34.500 | 62 | 94Bet Leo | 2.1360 | 9700.0 | 69 | 19189 | No |
| 156 | GOM_NL__2PRFIN20051031_163454_000000392042_00097_19189_8084.N1 | 31-OCT-2005 16:34:54 | Dark | 39.000 | 113 | Mu Vel | 2.6920 | 5000.0 | 78 | 19189 | No |
| 157 | GOM_NL__2PRFIN20051031_163839_000000402042_00098_19190_8069.N1 | 31-OCT-2005 16:38:39 | Dark | 40.000 | 91 | Kap Vel | 2.4900 | 26000. | 80 | 19190 | No |
| 158 | GOM_NL__2PRFIN20051031_165207_000000372042_00098_19190_8070.N1 | 31-OCT-2005 16:52:07 | Dark | 37.000 | 143 | Alp Hyi | 2.8570 | 7200.0 | 74 | 19190 | No |
| 159 | GOM_NL__2PRFIN20051031_165330_000000362042_00098_19190_8071.N1 | 31-OCT-2005 16:53:30 | Dark | 36.000 | 9 | Alp Eri | 0.45300 | 24000. | 72 | 19190 | No |
| 160 | GOM_NL__2PRFIN20051031_170451_000000432042_00098_19190_8072.N1 | 31-OCT-2005 17:04:51 | Straylight | 42.500 | 52 | 16Bet Cet | 2.0370 | 4500.0 | 85 | 19190 | No |

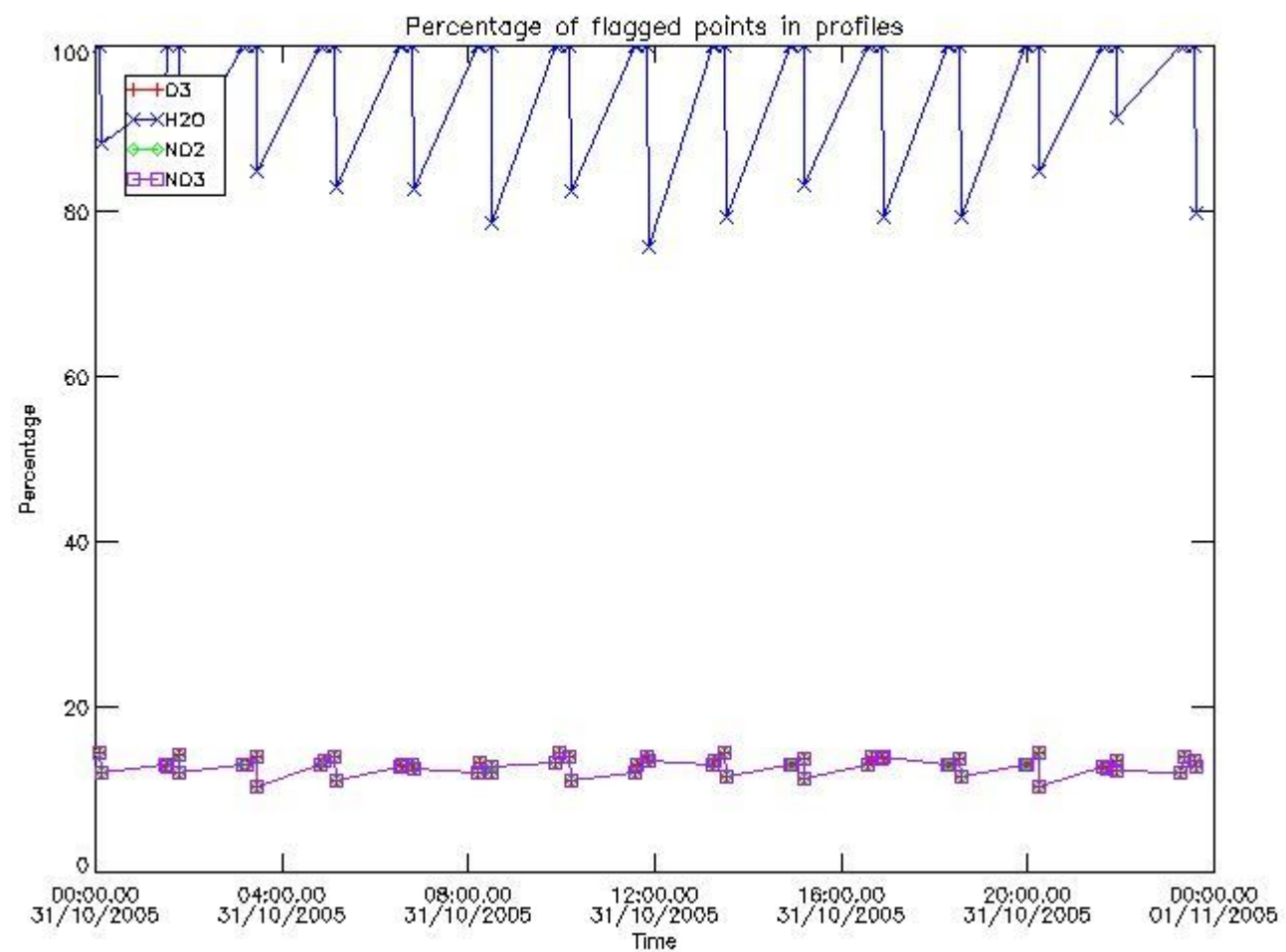
| | | | | | | | | | | | |
|-----|--|----------------------|------------|--------|-----|-----------|---------|--------|-----|-------|----|
| 161 | GOM_NL__2PRFIN20051031_171422_000000372042_00098_19190_8073.N1 | 31-OCT-2005 17:14:22 | Bright | 36.500 | 140 | 88Gam Peg | 2.8340 | 26000. | 73 | 19190 | No |
| 162 | GOM_NL__2PRFIN20051031_171813_000000372042_00098_19190_8074.N1 | 31-OCT-2005 17:18:13 | Bright | 36.500 | 58 | 21Alp And | 2.0730 | 11000. | 73 | 19190 | No |
| 163 | GOM_NL__2PRFIN20051031_171942_000000382042_00098_19190_8075.N1 | 31-OCT-2005 17:19:42 | Bright | 37.500 | 53 | 43Bet And | 2.0480 | 3300.0 | 75 | 19190 | No |
| 164 | GOM_NL__2PRFIN20051031_172535_000000362042_00098_19190_8076.N1 | 31-OCT-2005 17:25:35 | Bright | 36.000 | 68 | 18Alp Cas | 2.2250 | 4500.0 | 72 | 19190 | No |
| 165 | GOM_NL__2PRFIN20051031_172647_000000372042_00098_19190_8077.N1 | 31-OCT-2005 17:26:47 | Bright | 36.500 | 76 | 27Gam Cas | 2.3000 | 30000. | 73 | 19190 | No |
| 166 | GOM_NL__2PRFIN20051031_173451_000000362042_00098_19190_8078.N1 | 31-OCT-2005 17:34:51 | Bright | 35.500 | 49 | 1Alp UMi | 1.9900 | 6300.0 | 71 | 19190 | No |
| 167 | GOM_NL__2PRFIN20051031_173841_000000382042_00098_19190_8079.N1 | 31-OCT-2005 17:38:41 | Bright | 37.500 | 60 | 7Bet UMi | 2.0810 | 3950.0 | 75 | 19190 | No |
| 168 | GOM_NL__2PRFIN20051031_174434_000000342042_00098_19190_8080.N1 | 31-OCT-2005 17:44:34 | Bright | 33.500 | 32 | 77Eps UMa | 1.7630 | 11000. | 67 | 19190 | No |
| 169 | GOM_NL__2PRFIN20051031_174552_000000332042_00098_19190_8081.N1 | 31-OCT-2005 17:45:52 | Bright | 33.000 | 39 | 85Eta UMa | 1.8540 | 24000. | 66 | 19190 | No |
| 170 | GOM_NL__2PRFIN20051031_174928_000000352042_00098_19190_8082.N1 | 31-OCT-2005 17:49:28 | Bright | 34.500 | 152 | 12Alp2CVn | 2.8900 | 11000. | 69 | 19190 | No |
| 171 | GOM_NL__2PRFIN20051031_175653_000000352042_00098_19190_8083.N1 | 31-OCT-2005 17:56:53 | Bright | 35.000 | 62 | 94Bet Leo | 2.1360 | 9700.0 | 70 | 19190 | No |
| 172 | GOM_NL__2PRFIN20051031_181531_000000392042_00098_19190_8084.N1 | 31-OCT-2005 18:15:31 | Dark | 39.000 | 113 | Mu Vel | 2.6920 | 5000.0 | 78 | 19190 | No |
| 173 | GOM_NL__2PRFIN20051031_181915_000000402042_00099_19191_8089.N1 | 31-OCT-2005 18:19:15 | Dark | 39.500 | 91 | Kap Vel | 2.4900 | 26000. | 79 | 19191 | No |
| 174 | GOM_NL__2PRFIN20051031_183243_000000372042_00099_19191_8090.N1 | 31-OCT-2005 18:32:43 | Dark | 37.000 | 143 | Alp Hyi | 2.8570 | 7200.0 | 74 | 19191 | No |
| 175 | GOM_NL__2PRFIN20051031_183407_000000442042_00099_19191_8091.N1 | 31-OCT-2005 18:34:07 | Dark | 44.000 | 9 | Alp Eri | 0.45300 | 24000. | 88 | 19191 | No |
| 176 | GOM_NL__2PRFIN20051031_184527_000000452042_00099_19191_8092.N1 | 31-OCT-2005 18:45:27 | Straylight | 44.500 | 52 | 16Bet Cet | 2.0370 | 4500.0 | 89 | 19191 | No |
| 177 | GOM_NL__2PRFIN20051031_185458_000000362042_00099_19191_8093.N1 | 31-OCT-2005 18:54:58 | Bright | 36.000 | 140 | 88Gam Peg | 2.8340 | 26000. | 72 | 19191 | No |
| 178 | GOM_NL__2PRFIN20051031_185850_000000372042_00099_19191_8094.N1 | 31-OCT-2005 18:58:50 | Bright | 36.500 | 58 | 21Alp And | 2.0730 | 11000. | 73 | 19191 | No |
| 179 | GOM_NL__2PRFIN20051031_190018_000000372042_00099_19191_8095.N1 | 31-OCT-2005 19:00:18 | Bright | 36.500 | 53 | 43Bet And | 2.0480 | 3300.0 | 73 | 19191 | No |
| 180 | GOM_NL__2PRFIN20051031_190611_000000372042_00099_19191_8096.N1 | 31-OCT-2005 19:06:11 | Bright | 36.500 | 68 | 18Alp Cas | 2.2250 | 4500.0 | 73 | 19191 | No |
| 181 | GOM_NL__2PRFIN20051031_190723_000000362042_00099_19191_8097.N1 | 31-OCT-2005 19:07:23 | Bright | 35.500 | 76 | 27Gam Cas | 2.3000 | 30000. | 71 | 19191 | No |
| 182 | GOM_NL__2PRFIN20051031_191527_000000362042_00099_19191_8098.N1 | 31-OCT-2005 19:15:27 | Bright | 35.500 | 49 | 1Alp UMi | 1.9900 | 6300.0 | 71 | 19191 | No |
| 183 | GOM_NL__2PRFIN20051031_191917_000000382042_00099_19191_8099.N1 | 31-OCT-2005 19:19:17 | Bright | 38.000 | 60 | 7Bet UMi | 2.0810 | 3950.0 | 76 | 19191 | No |
| 184 | GOM_NL__2PRFIN20051031_192510_000000342042_00099_19191_8100.N1 | 31-OCT-2005 19:25:10 | Bright | 33.500 | 32 | 77Eps UMa | 1.7630 | 11000. | 67 | 19191 | No |
| 185 | GOM_NL__2PRFIN20051031_192628_000000452042_00099_19191_8101.N1 | 31-OCT-2005 19:26:28 | Bright | 44.500 | 39 | 85Eta UMa | 1.8540 | 24000. | 89 | 19191 | No |
| 186 | GOM_NL__2PRFIN20051031_193004_000000512042_00099_19191_8102.N1 | 31-OCT-2005 19:30:04 | Bright | 51.000 | 152 | 12Alp2CVn | 2.8900 | 11000. | 102 | 19191 | No |
| 187 | GOM_NL__2PRFIN20051031_193729_000000362042_00099_19191_8103.N1 | 31-OCT-2005 19:37:29 | Bright | 36.000 | 62 | 94Bet Leo | 2.1360 | 9700.0 | 72 | 19191 | No |
| 188 | GOM_NL__2PRFIN20051031_195607_000000392042_00099_19191_8104.N1 | 31-OCT-2005 19:56:07 | Dark | 39.000 | 113 | Mu Vel | 2.6920 | 5000.0 | 78 | 19191 | No |
| 189 | GOM_NL__2PRFIN20051031_195952_000000392042_00100_19192_8089.N1 | 31-OCT-2005 19:59:52 | Dark | 39.000 | 91 | Kap Vel | 2.4900 | 26000. | 78 | 19192 | No |
| 190 | GOM_NL__2PRFIN20051031_201319_000000352042_00100_19192_8090.N1 | 31-OCT-2005 20:13:19 | Dark | 35.000 | 143 | Alp Hyi | 2.8570 | 7200.0 | 70 | 19192 | No |
| 191 | GOM_NL__2PRFIN20051031_201443_000000502042_00100_19192_8091.N1 | 31-OCT-2005 20:14:43 | Dark | 49.500 | 9 | Alp Eri | 0.45300 | 24000. | 99 | 19192 | No |
| 192 | GOM_NL__2PRFIN20051031_202604_000000422042_00100_19192_8092.N1 | 31-OCT-2005 20:26:04 | Straylight | 42.000 | 52 | 16Bet Cet | 2.0370 | 4500.0 | 84 | 19192 | No |
| 193 | GOM_NL__2PRFIN20051031_203534_000000352042_00100_19192_8093.N1 | 31-OCT-2005 20:35:34 | Bright | 35.000 | 140 | 88Gam Peg | 2.8340 | 26000. | 70 | 19192 | No |
| 194 | GOM_NL__2PRFIN20051031_203926_000000372042_00100_19192_8094.N1 | 31-OCT-2005 20:39:26 | Bright | 36.500 | 58 | 21Alp And | 2.0730 | 11000. | 73 | 19192 | No |
| 195 | GOM_NL__2PRFIN20051031_204054_000000372042_00100_19192_8095.N1 | 31-OCT-2005 20:40:54 | Bright | 36.500 | 53 | 43Bet And | 2.0480 | 3300.0 | 73 | 19192 | No |
| 196 | GOM_NL__2PRFIN20051031_204647_000000362042_00100_19192_8096.N1 | 31-OCT-2005 20:46:47 | Bright | 36.000 | 68 | 18Alp Cas | 2.2250 | 4500.0 | 72 | 19192 | No |
| 197 | GOM_NL__2PRFIN20051031_204759_000000352042_00100_19192_8097.N1 | 31-OCT-2005 20:47:59 | Bright | 35.000 | 76 | 27Gam Cas | 2.3000 | 30000. | 70 | 19192 | No |
| 198 | GOM_NL__2PRFIN20051031_205603_000000372042_00100_19192_8098.N1 | 31-OCT-2005 20:56:03 | Bright | 36.500 | 49 | 1Alp UMi | 1.9900 | 6300.0 | 73 | 19192 | No |
| 199 | GOM_NL__2PRFIN20051031_205953_000000372042_00100_19192_8099.N1 | 31-OCT-2005 20:59:53 | Bright | 36.500 | 60 | 7Bet UMi | 2.0810 | 3950.0 | 73 | 19192 | No |
| 200 | GOM_NL__2PRFIN20051031_210547_000000352042_00100_19192_8100.N1 | 31-OCT-2005 21:05:47 | Bright | 35.000 | 32 | 77Eps UMa | 1.7630 | 11000. | 70 | 19192 | No |
| 201 | GOM_NL__2PRFIN20051031_210704_000000352042_00100_19192_8101.N1 | 31-OCT-2005 21:07:04 | Bright | 35.000 | 39 | 85Eta UMa | 1.8540 | 24000. | 70 | 19192 | No |
| 202 | GOM_NL__2PRFIN20051031_211040_000000342042_00100_19192_8102.N1 | 31-OCT-2005 21:10:40 | Bright | 33.500 | 152 | 12Alp2CVn | 2.8900 | 11000. | 67 | 19192 | No |
| 203 | GOM_NL__2PRFIN20051031_211805_000000352042_00100_19192_8103.N1 | 31-OCT-2005 21:18:05 | Bright | 34.500 | 62 | 94Bet Leo | 2.1360 | 9700.0 | 69 | 19192 | No |
| 204 | GOM_NL__2PRFIN20051031_213643_000000402042_00100_19192_8104.N1 | 31-OCT-2005 21:36:43 | Dark | 40.000 | 113 | Mu Vel | 2.6920 | 5000.0 | 80 | 19192 | No |
| 205 | GOM_NL__2PRFIN20051031_214028_000000412042_00101_19193_8089.N1 | 31-OCT-2005 21:40:28 | Dark | 41.000 | 91 | Kap Vel | 2.4900 | 26000. | 82 | 19193 | No |
| 206 | GOM_NL__2PRFIN20051031_215355_000000382042_00101_19193_8090.N1 | 31-OCT-2005 21:53:55 | Dark | 37.500 | 143 | Alp Hyi | 2.8570 | 7200.0 | 75 | 19193 | No |
| 207 | GOM_NL__2PRFIN20051031_215519_000000462042_00101_19193_8091.N1 | 31-OCT-2005 21:55:19 | Dark | 46.000 | 9 | Alp Eri | 0.45300 | 24000. | 92 | 19193 | No |
| 208 | GOM_NL__2PRFIN20051031_220640_000000442042_00101_19193_8092.N1 | 31-OCT-2005 22:06:40 | Straylight | 43.500 | 52 | 16Bet Cet | 2.0370 | 4500.0 | 87 | 19193 | No |
| 209 | GOM_NL__2PRFIN20051031_221610_000000362042_00101_19193_8093.N1 | 31-OCT-2005 22:16:10 | Bright | 35.500 | 140 | 88Gam Peg | 2.8340 | 26000. | 71 | 19193 | No |
| 210 | GOM_NL__2PRFIN20051031_222002_000000362042_00101_19193_8094.N1 | 31-OCT-2005 22:20:02 | Bright | 36.000 | 58 | 21Alp And | 2.0730 | 11000. | 72 | 19193 | No |
| 211 | GOM_NL__2PRFIN20051031_222130_000000372042_00101_19193_8095.N1 | 31-OCT-2005 22:21:30 | Bright | 37.000 | 53 | 43Bet And | 2.0480 | 3300.0 | 74 | 19193 | No |
| 212 | GOM_NL__2PRFIN20051031_222723_000000362042_00101_19193_8096.N1 | 31-OCT-2005 22:27:23 | Bright | 36.000 | 68 | 18Alp Cas | 2.2250 | 4500.0 | 72 | 19193 | No |
| 213 | GOM_NL__2PRFIN20051031_222834_000000372042_00101_19193_8097.N1 | 31-OCT-2005 22:28:34 | Bright | 36.500 | 76 | 27Gam Cas | 2.3000 | 30000. | 73 | 19193 | No |
| 214 | GOM_NL__2PRFIN20051031_223639_000000362042_00101_19193_8098.N1 | 31-OCT-2005 22:36:39 | Bright | 35.500 | 49 | 1Alp UMi | 1.9900 | 6300.0 | 71 | 19193 | No |
| 215 | GOM_NL__2PRFIN20051031_224029_000000372042_00101_19193_8099.N1 | 31-OCT-2005 22:40:29 | Bright | 36.500 | 60 | 7Bet UMi | 2.0810 | 3950.0 | 73 | 19193 | No |
| 216 | GOM_NL__2PRFIN20051031_224623_000000362042_00101_19193_8100.N1 | 31-OCT-2005 22:46:23 | Bright | 36.000 | 32 | 77Eps UMa | 1.7630 | 11000. | 72 | 19193 | No |
| 217 | GOM_NL__2PRFIN20051031_224740_000000522042_00101_19193_8101.N1 | 31-OCT-2005 22:47:40 | Bright | 52.000 | 39 | 85Eta UMa | 1.8540 | 24000. | 104 | 19193 | No |
| 218 | GOM_NL__2PRFIN20051031_225116_000000352042_00101_19193_8102.N1 | 31-OCT-2005 22:51:16 | Bright | 34.500 | 152 | 12Alp2CVn | 2.8900 | 11000. | 69 | 19193 | No |
| 219 | GOM_NL__2PRFIN20051031_225841_000000362042_00101_19193_8103.N1 | 31-OCT-2005 22:58:41 | Bright | 35.500 | 62 | 94Bet Leo | 2.1360 | 9700.0 | 71 | 19193 | No |

| | | | | | | | | | | | |
|-----|--|----------------------|------------|--------|-----|-----------|---------|--------|----|-------|----|
| 220 | GOM_NL__2PRFIN20051031_231720_000000422042_00101_19193_8104.N1 | 31-OCT-2005 23:17:20 | Dark | 42.000 | 113 | Mu Vel | 2.6920 | 5000.0 | 84 | 19193 | No |
| 221 | GOM_NL__2PRFIN20051031_232105_000000402042_00102_19194_8089.N1 | 31-OCT-2005 23:21:05 | Dark | 40.000 | 91 | Kap Vel | 2.4900 | 26000. | 80 | 19194 | No |
| 222 | GOM_NL__2PRFIN20051031_233432_000000382042_00102_19194_8090.N1 | 31-OCT-2005 23:34:32 | Dark | 37.500 | 143 | Alp Hyi | 2.8570 | 7200.0 | 75 | 19194 | No |
| 223 | GOM_NL__2PRFIN20051031_233555_000000482042_00102_19194_8091.N1 | 31-OCT-2005 23:35:55 | Dark | 47.500 | 9 | Alp Eri | 0.45300 | 24000. | 95 | 19194 | No |
| 224 | GOM_NL__2PRFIN20051031_234716_000000442042_00102_19194_8092.N1 | 31-OCT-2005 23:47:16 | Straylight | 43.500 | 52 | 16Bet Cet | 2.0370 | 4500.0 | 87 | 19194 | No |
| 225 | GOM_NL__2PRFIN20051031_235647_000000362042_00102_19194_8093.N1 | 31-OCT-2005 23:56:47 | Bright | 35.500 | 140 | 88Gam Peg | 2.8340 | 26000. | 71 | 19194 | No |

3. Quality information per product

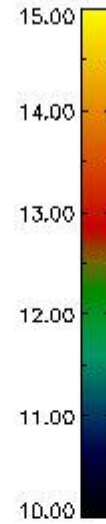
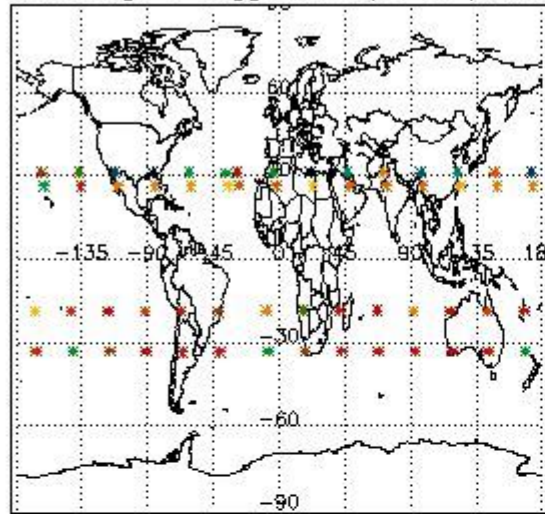
In this section it is plotted some information contained in the Quality Summary data set of the level 2 products. Only products in dark limb conditions and without errors (error flag in the MPH set to "0") are used.

3.1 Plot quality information per product (time dependant)

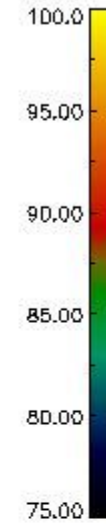
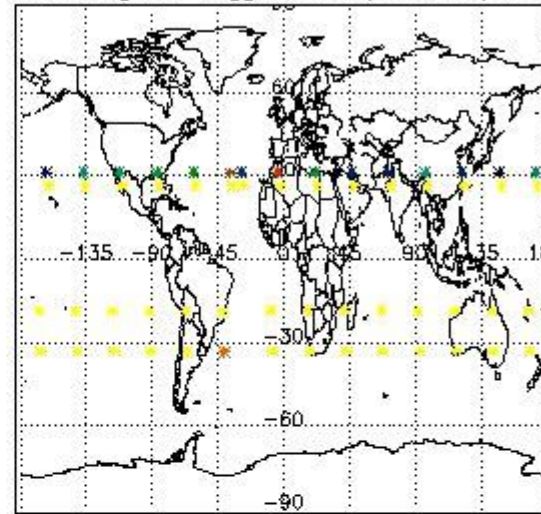


3.2 Plot quality information per product (world map)

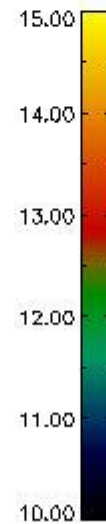
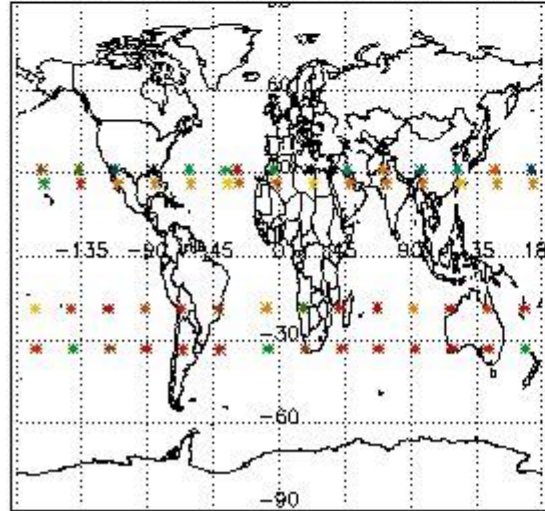
Percentage of flagged data per O3 profile



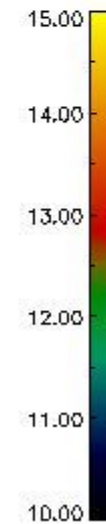
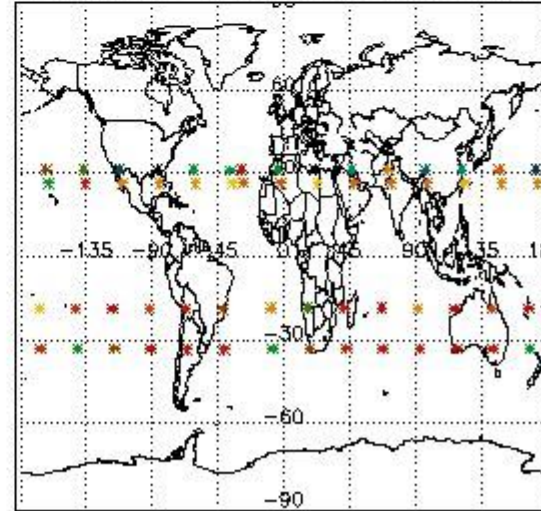
Percentage of flagged data per H2O profile



Percentage of flagged data per NO2 profile



Percentage of flagged data per NO3 profile

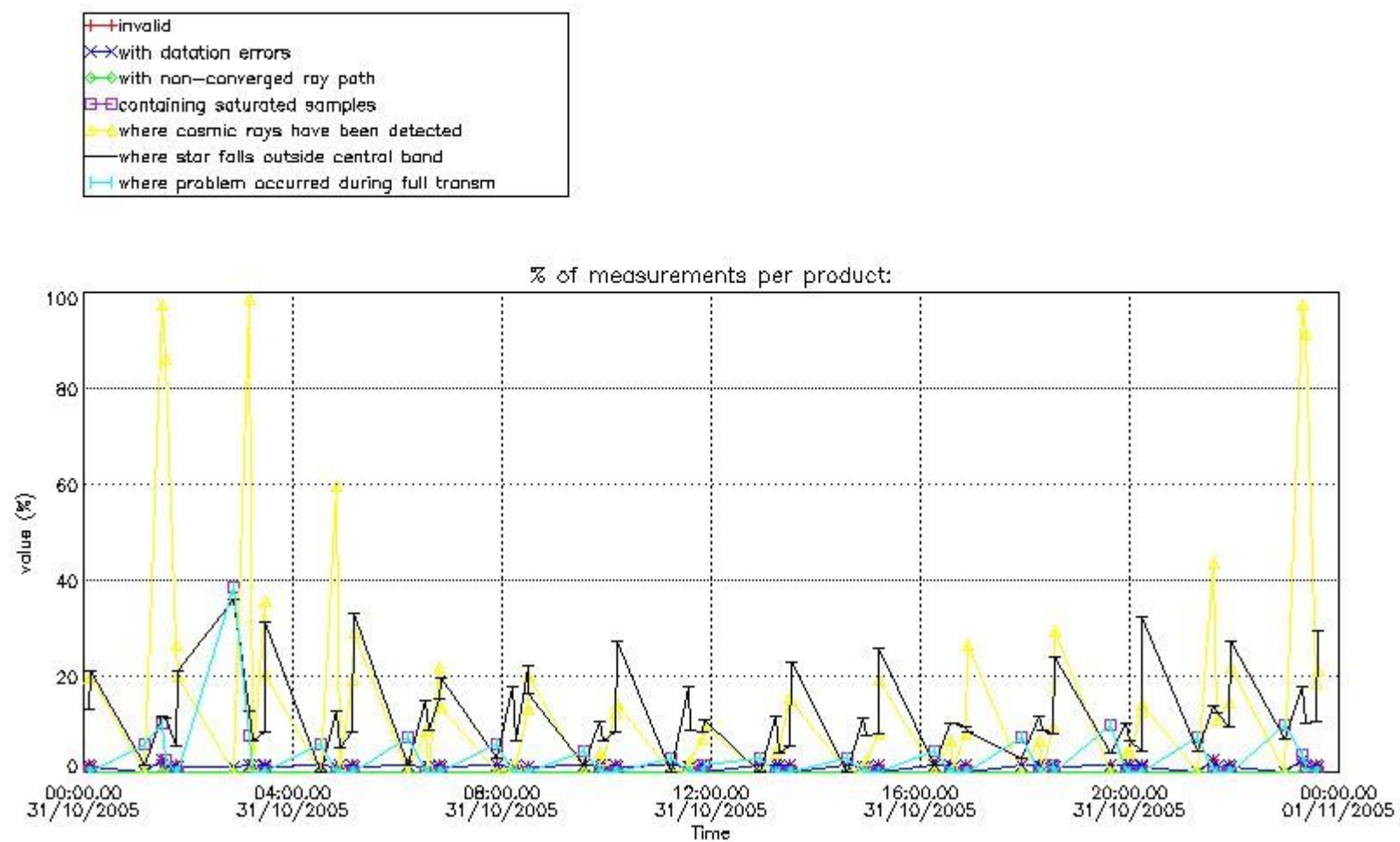


4. Level 1 quality information per product

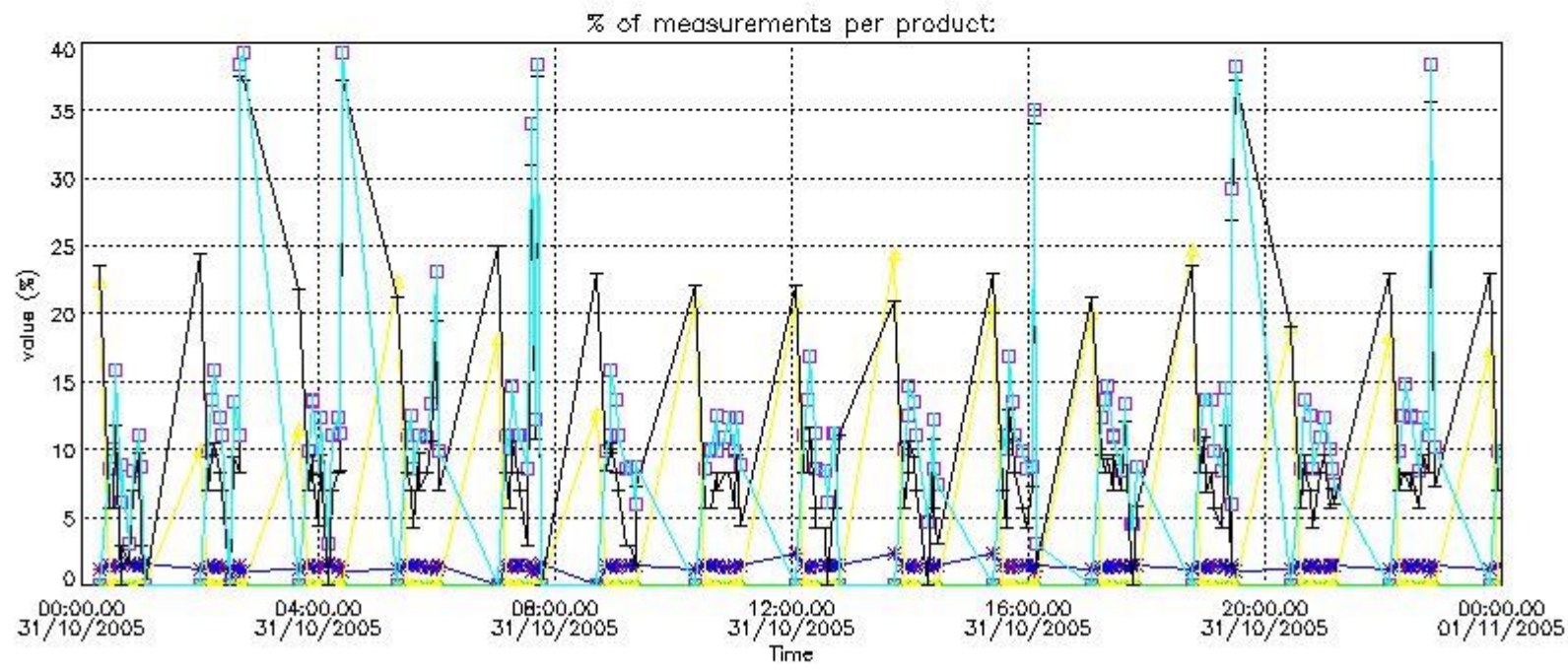
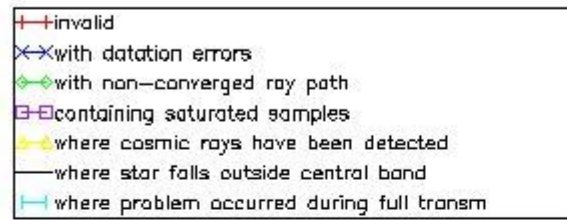
In this section it is plotted some information contained in the Quality Summary data set of the level 2 products that comes from the level 1b processing. Products without errors (error flag in the MPH set to "0") are used.

4.1 Plot quality information per product (time dependant) coming from level 1b processing

4.1.1 Plot level 1 quality information per product (time dependant): ENVISAT ASCENDING passes



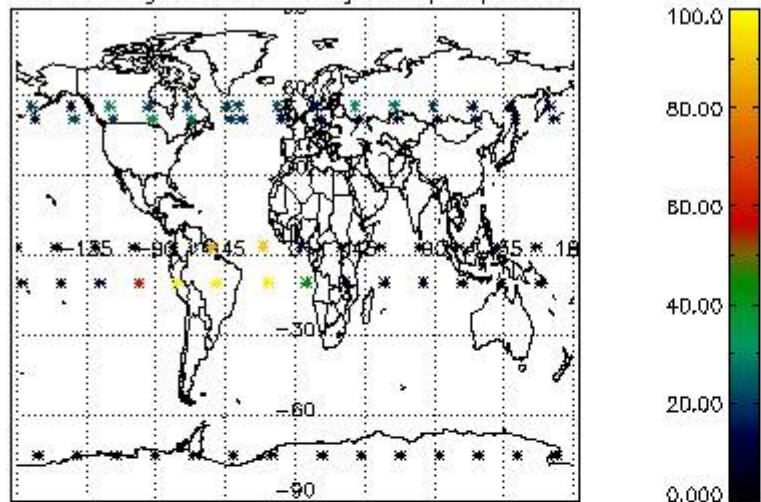
4.1.2 Plot level 1 quality information per product (time dependant): ENVI SAT DESCENDING passes



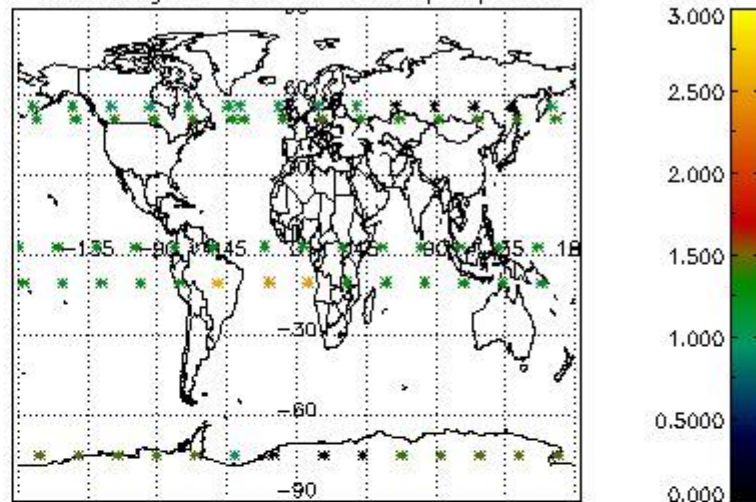
4.2 Plot quality information per product coming from level 1b processing (world map)

4.2.1 Plot level 1 quality information per product (world map): ENVISAT ASCENDING passes

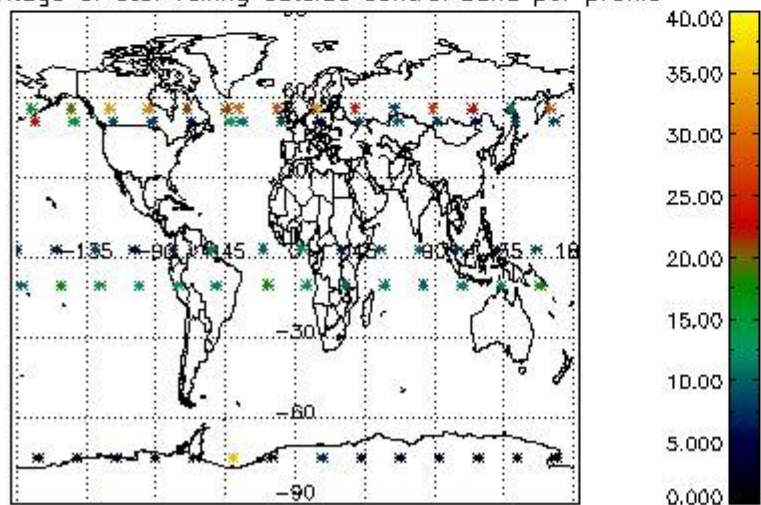
Percentage of cosmic ray hits per profile



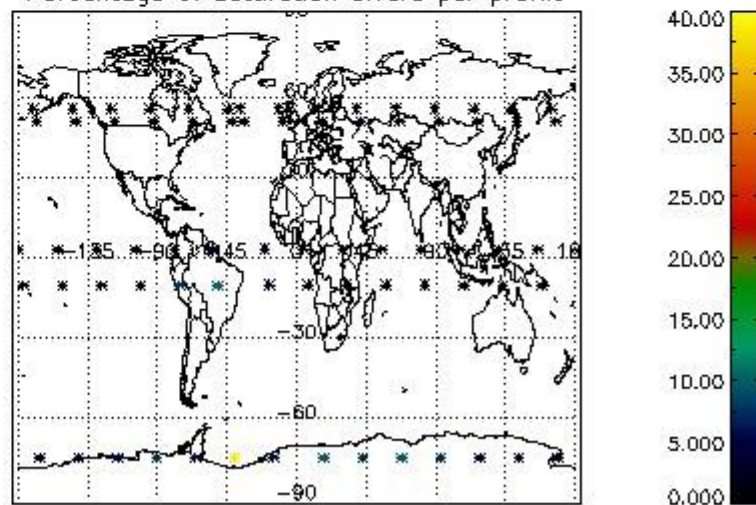
Percentage of datation errors per profile



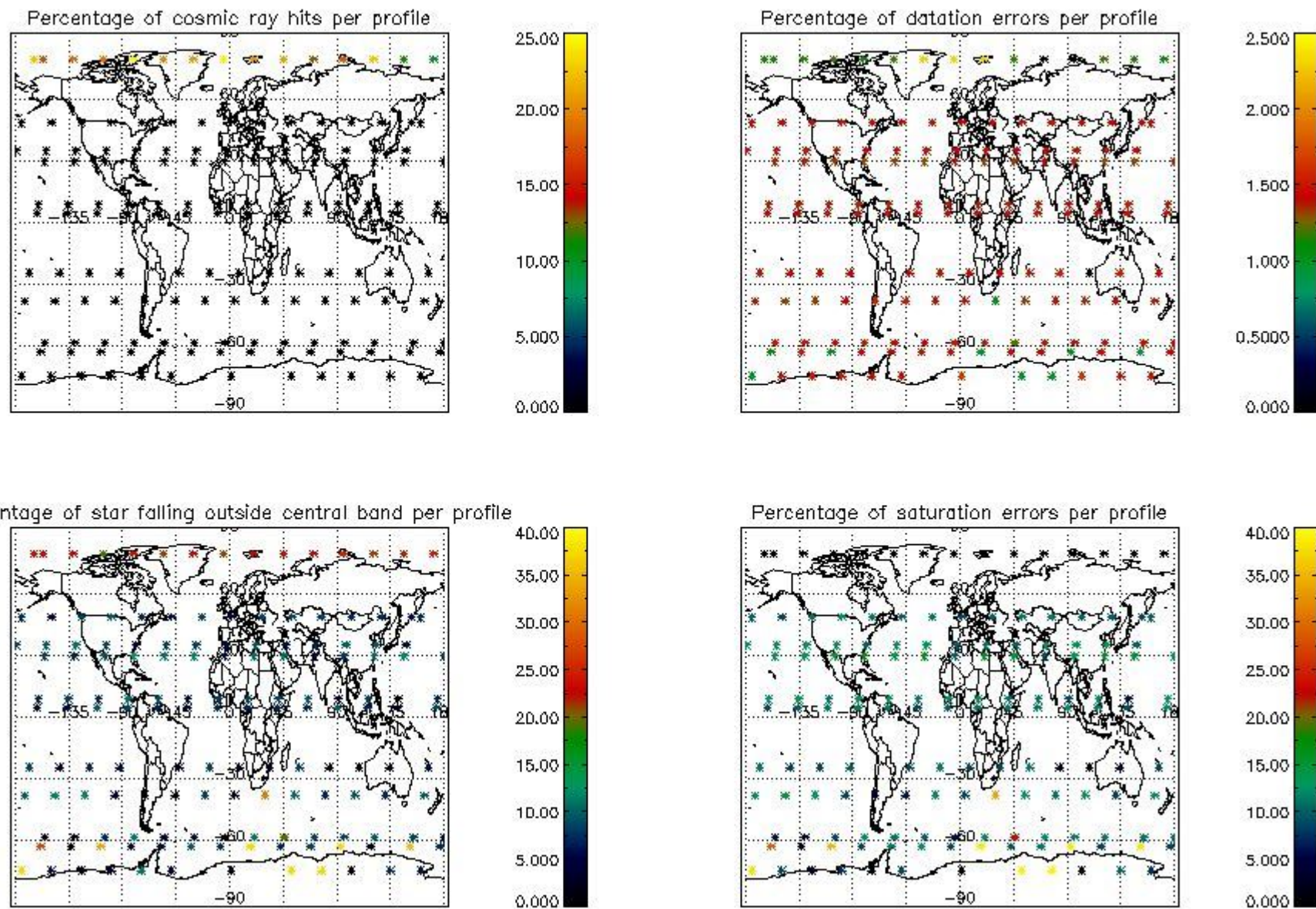
Percentage of star falling outside central band per profile



Percentage of saturation errors per profile



4.2.2 Plot level 1 quality information per product (world map): ENVISAT DESCENDING passes



5. Trace gas profiles

5.1 Ozone statistics based on quality of products

The final quality of the products can be "measured" using the STD (Standard Deviation) attached to every point profile. This information is written to the parameter GOM_NL__2P/NL_LOCAL_SPECIES_DENSITY/o3_std of the level 2 products. The table below shows the statistics for given STD ranges.

The statistics are given with respect to the overall valid production:

- Products without fatal errors: GOM_NL__2P/MPH/PRODUCT_ERR=0
- Valid point profile: GOM_NL__2P/NL_LOCAL_SPECIES_DENSITY/pcd(0)=0

The 'Criteria' is applied to valid points of dark limb products:

- Products in dark limb illumination condition: GOM_NL__2P/NL_SUMMARY_QUALITY/obs_ill_cond=0
- Products without fatal errors: GOM_NL__2P/MPH/PRODUCT_ERR=0
- Valid point profile: GOM_NL__2P/NL_LOCAL_SPECIES_DENSITY/pcd(0)=0

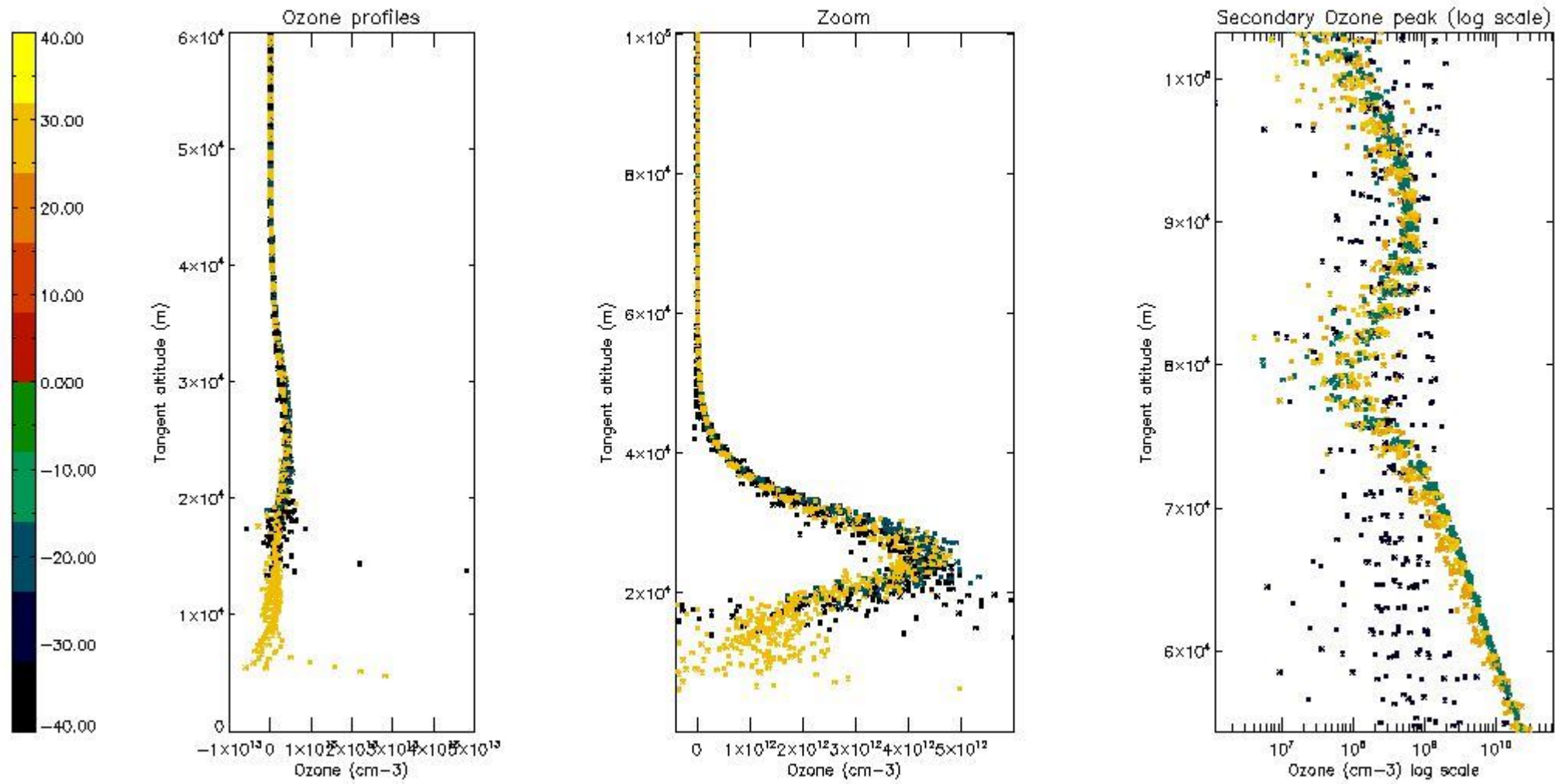
So, the table below shows the percentage of dark limb and valid observations for each criteria with respect to the overall valid daily observations.

| Criteria | % of total production |
|----------|-----------------------|
| All STD | 28 |
| STD < 20 | 16 |

| | |
|----------|----|
| STD < 10 | 12 |
| STD < 5 | 8 |

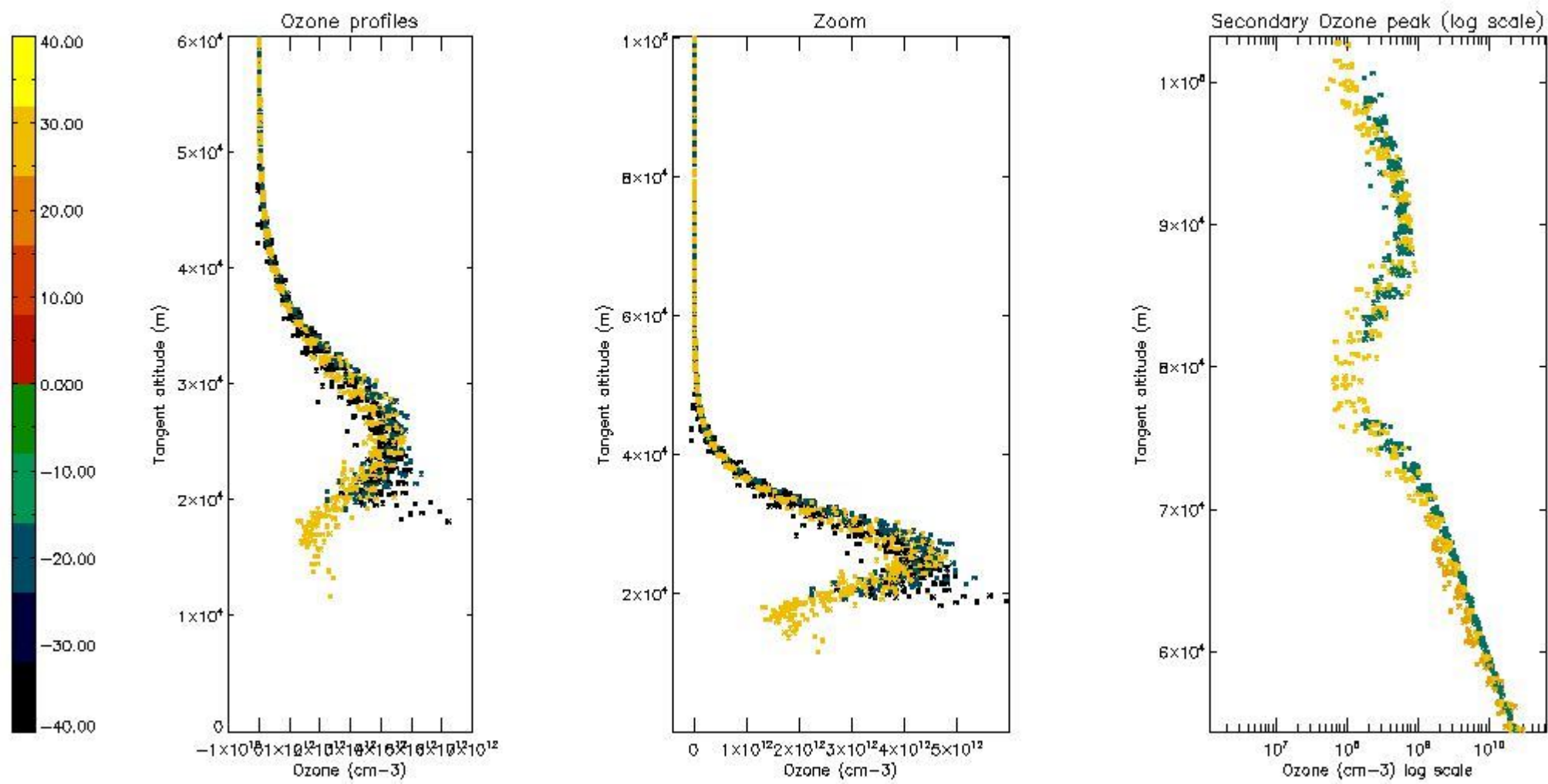
5.2 Plot ozone profiles for all STD (dark without errors)

The colorbar represents the latitude.



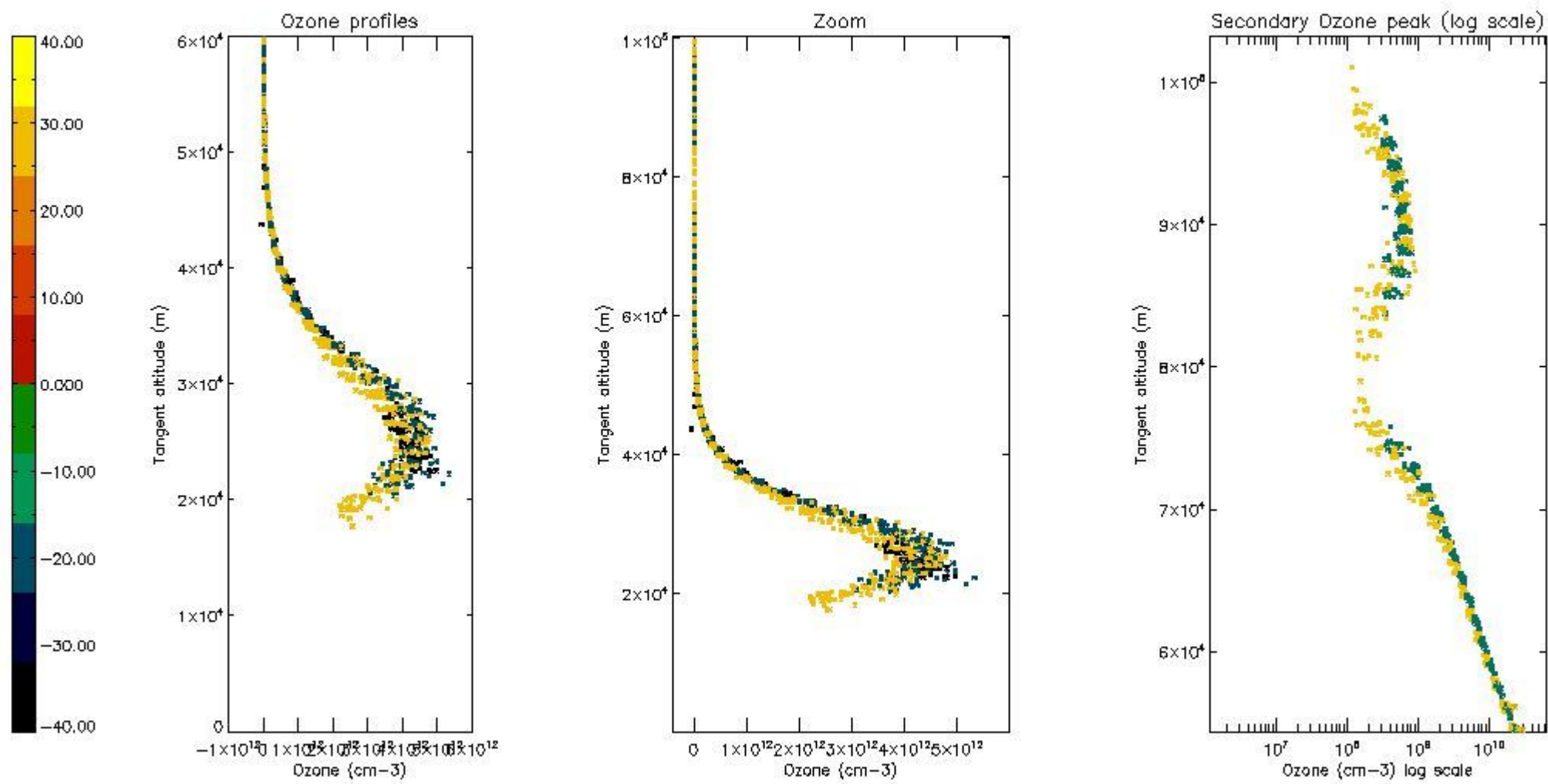
5.3 Plot ozone profiles where STD < 20% (dark without errors)

The colorbar represents the latitude.



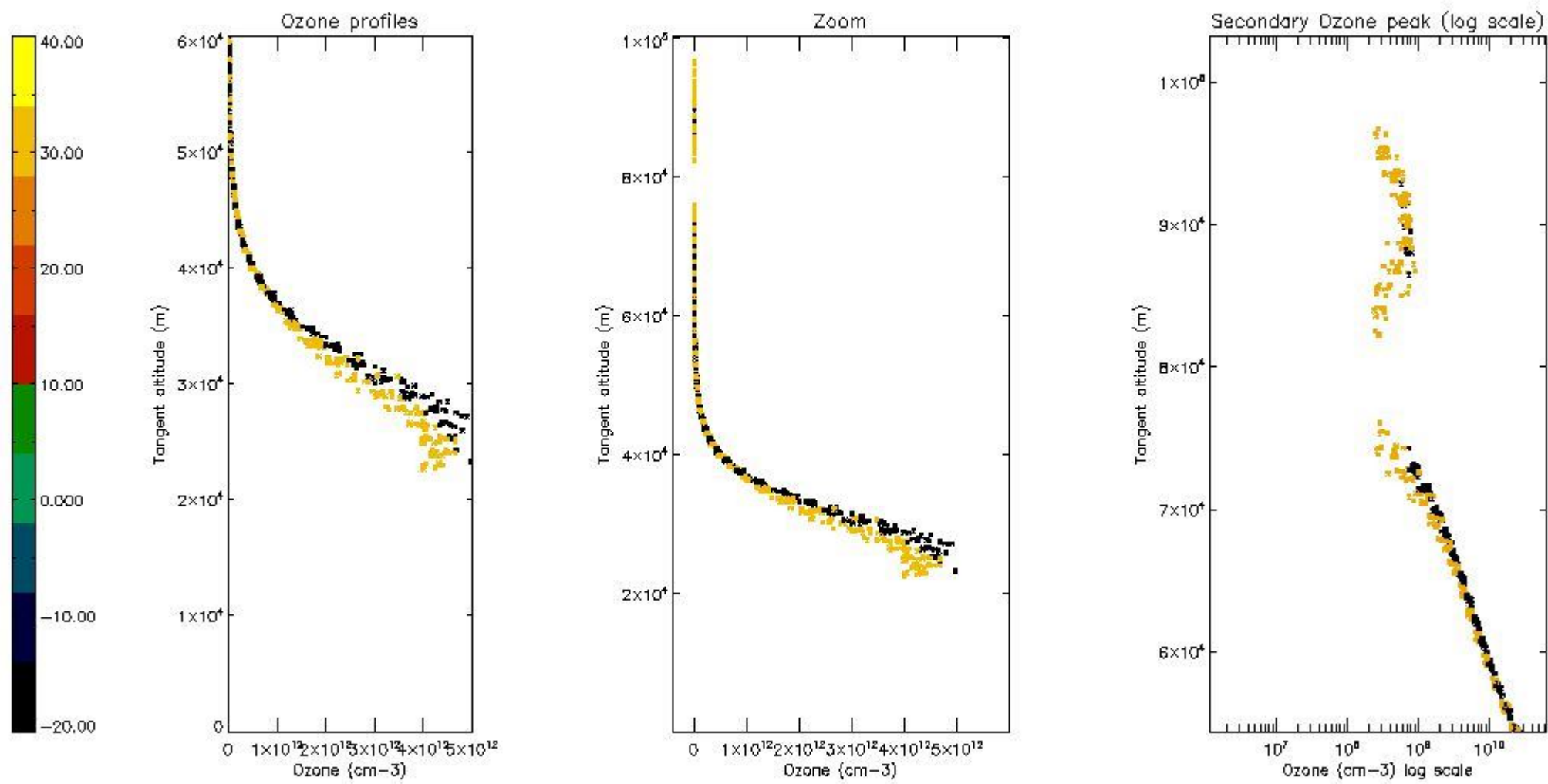
5.4 Plot ozone profiles where STD < 10% (dark without errors)

The colorbar represents the latitude.



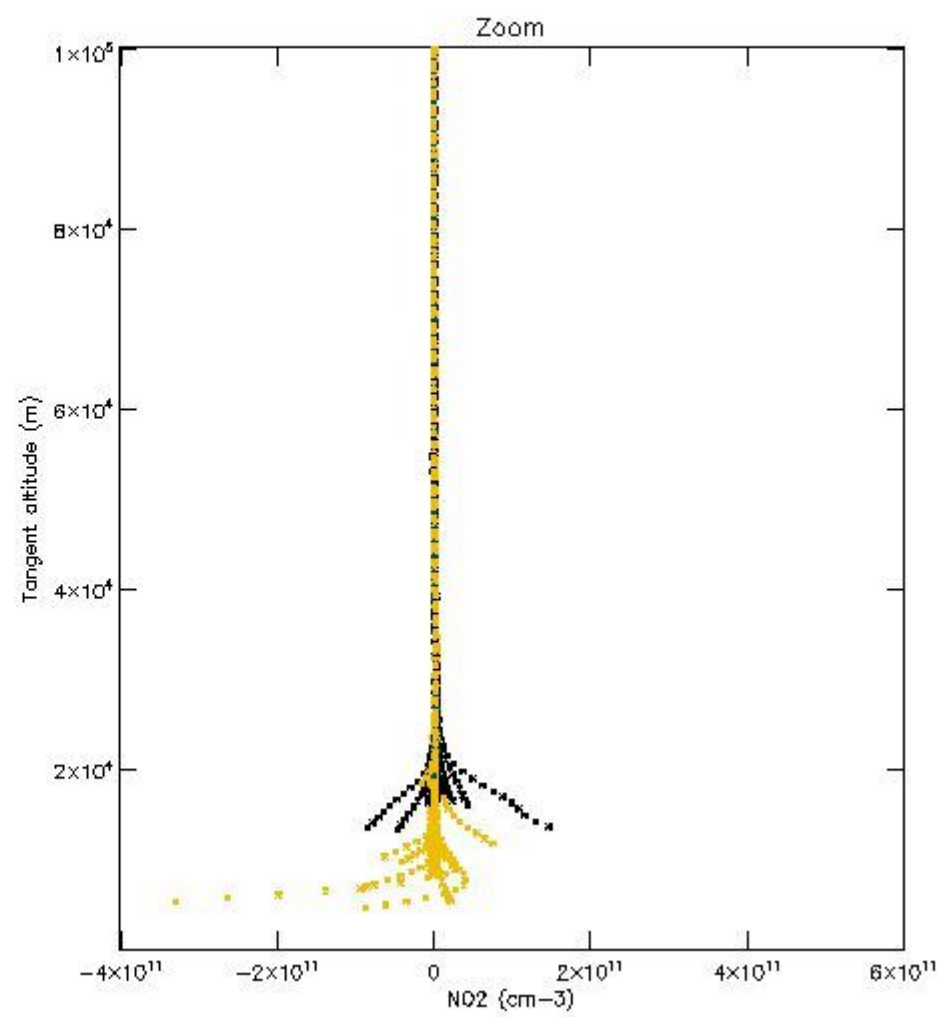
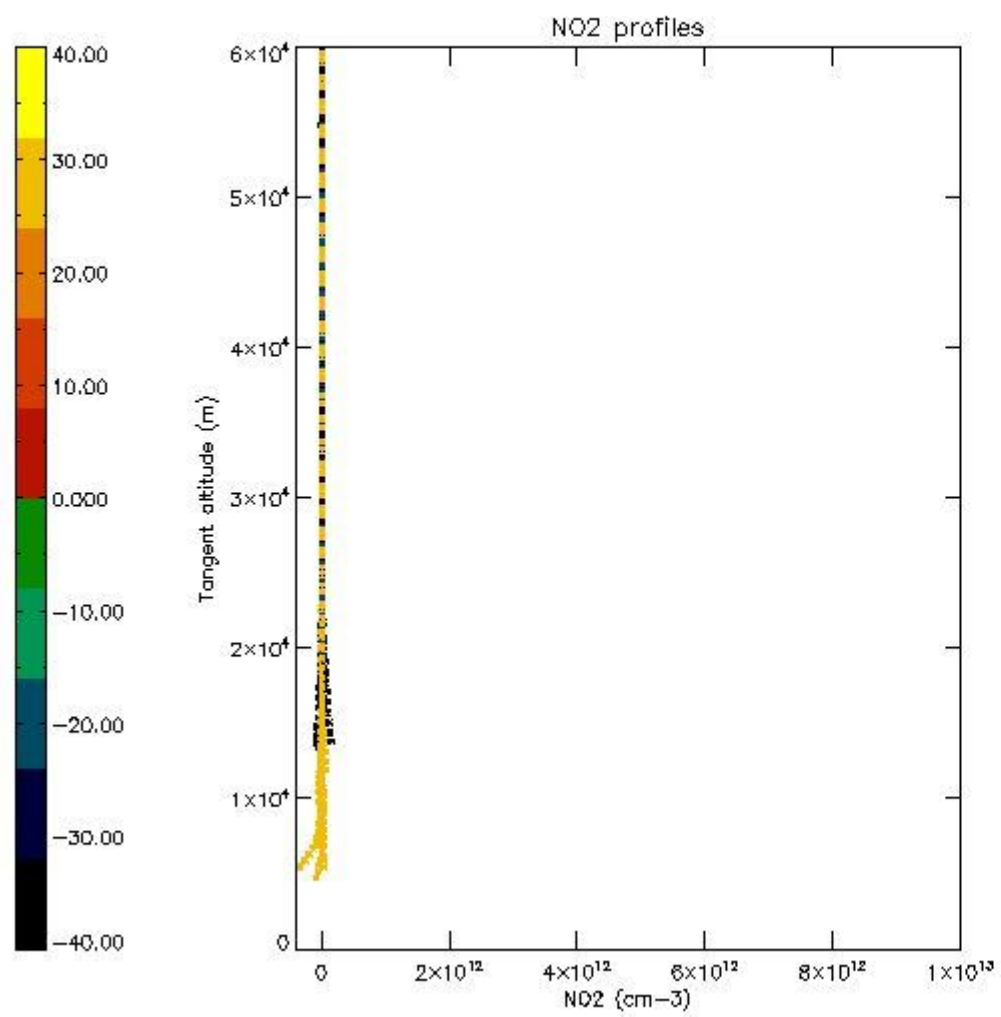
5.5 Plot ozone profiles where STD < 5% (dark without errors)

The colorbar represents the latitude.



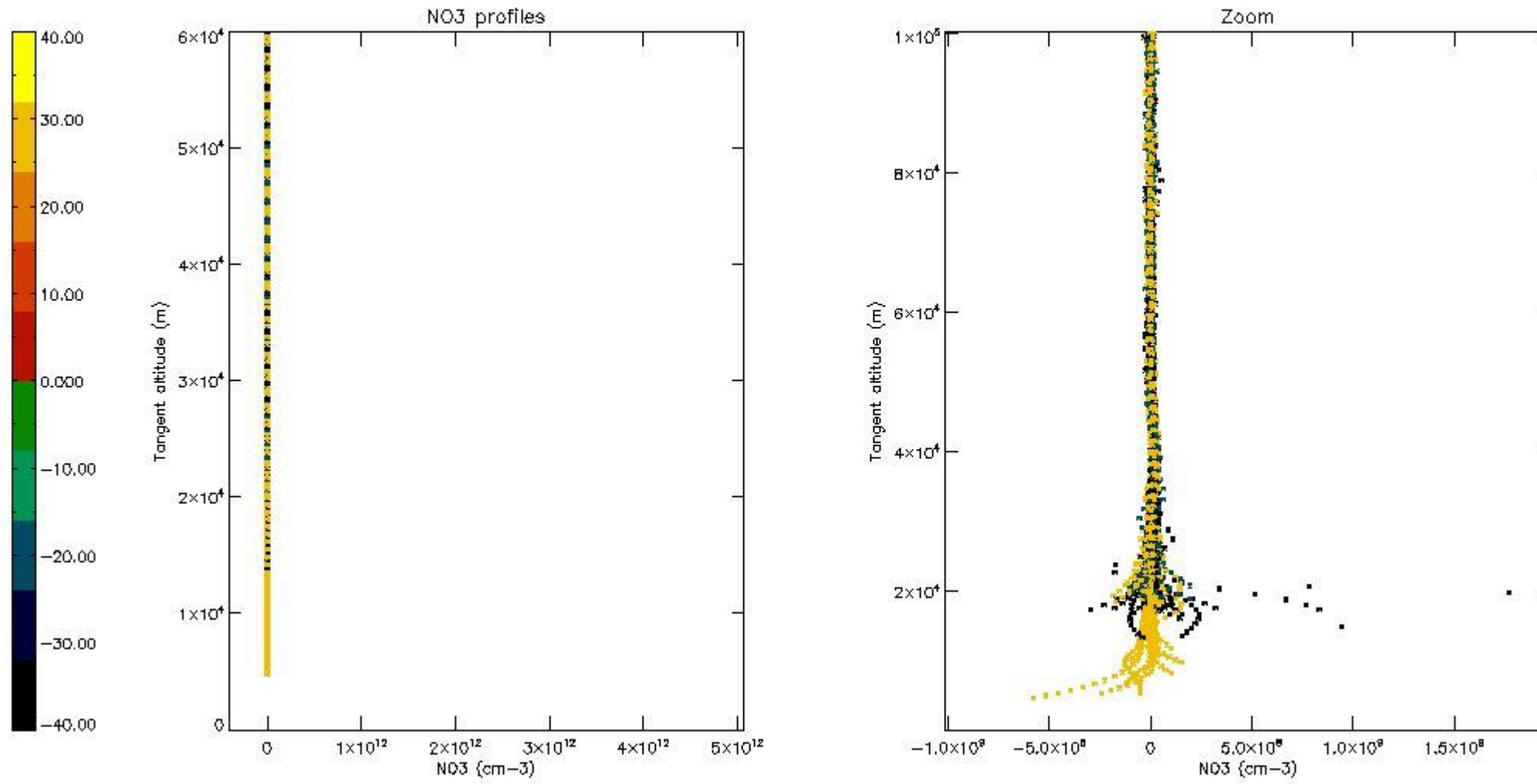
5.6 Plot NO₂ profiles for all STD (dark without errors)

The colorbar represents the latitude.



5.7 Plot NO3 profiles for all STD (dark without errors)

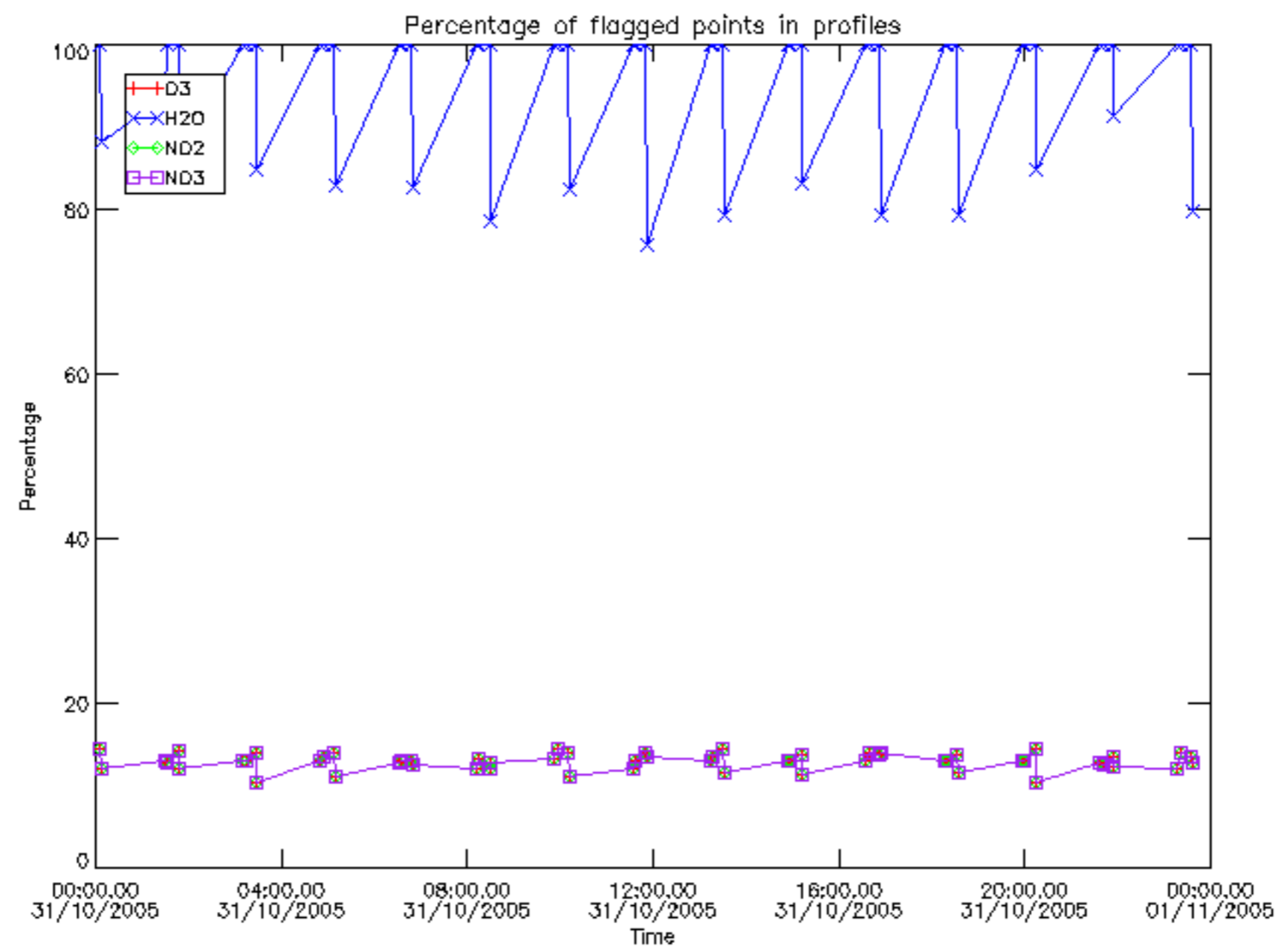
The colorbar represents the latitude.



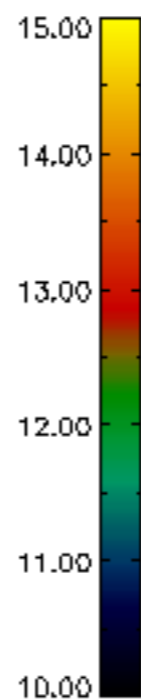
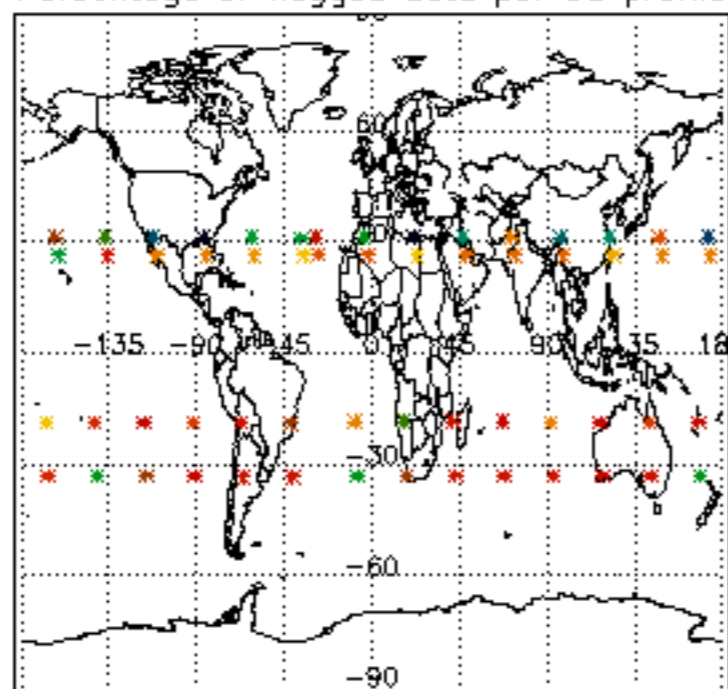
6. Auxiliary Data Files used for the production reported in section 2

The number reported in the third column indicates since which file (see list in section 2) the corresponding auxiliary file has been used. The fourth column is the date of those product files.

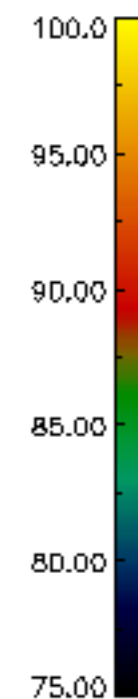
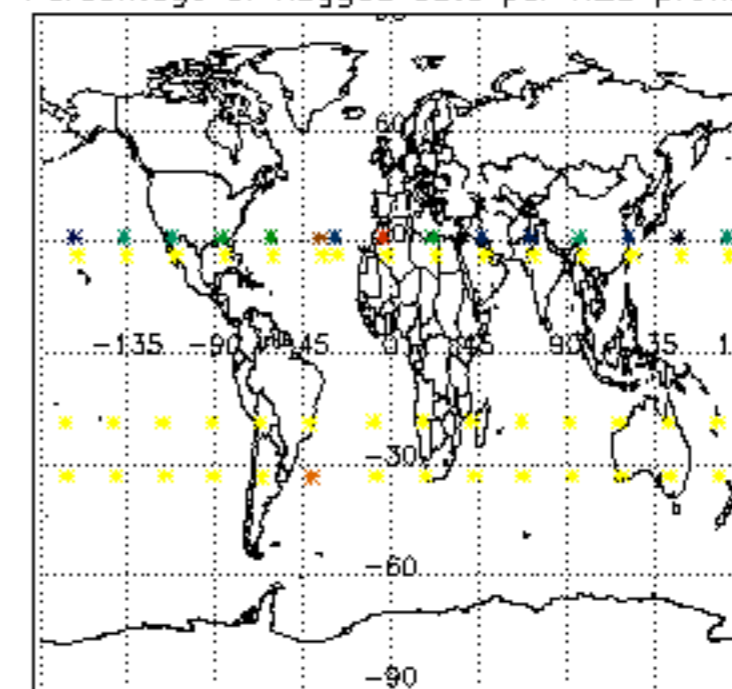
| Type | Auxiliary Filename | Used since product | Used since product date |
|---------------------------|---|--------------------|-------------------------|
| INST_PHYS_CHARACTERISTICS | GOM_INS_AXVIEC20091111_143220_20030716_120000_20500101_000000 | 1 | 31-OCT-2005 00:06:06 |
| LEVEL-2_PROC_CONFIG | GOM_PR2_AXVIEC20091111_152718_20020301_000000_20500101_000000 | 1 | 31-OCT-2005 00:06:06 |
| CROSS_SECTIONS_FILE | GOM_CRS_AXVIEC20091111_154832_20020301_000000_20500101_000000 | 1 | 31-OCT-2005 00:06:06 |



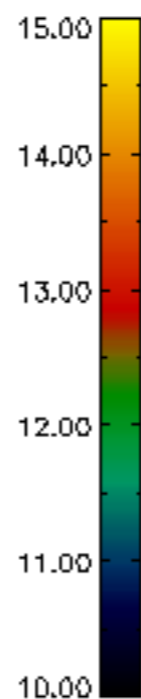
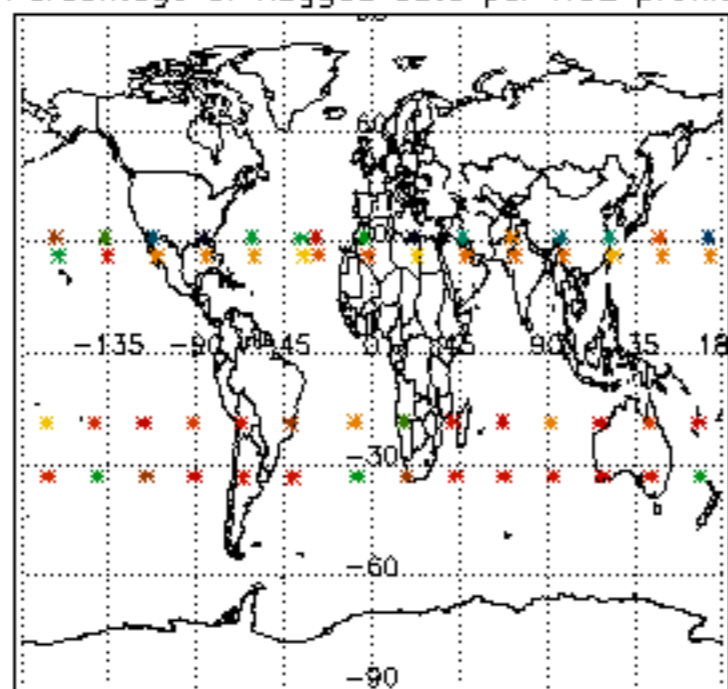
Percentage of flagged data per D3 profile



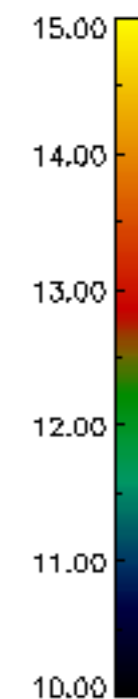
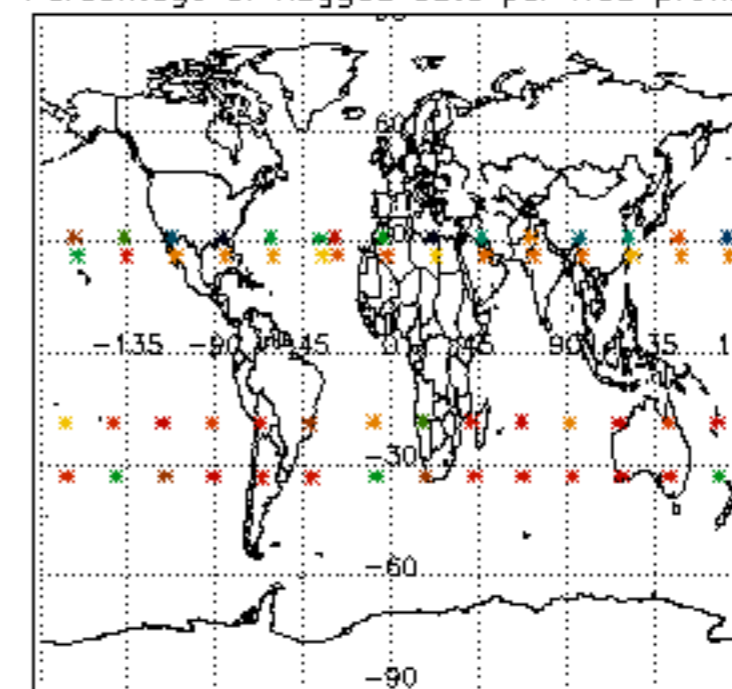
Percentage of flagged data per H2O profile

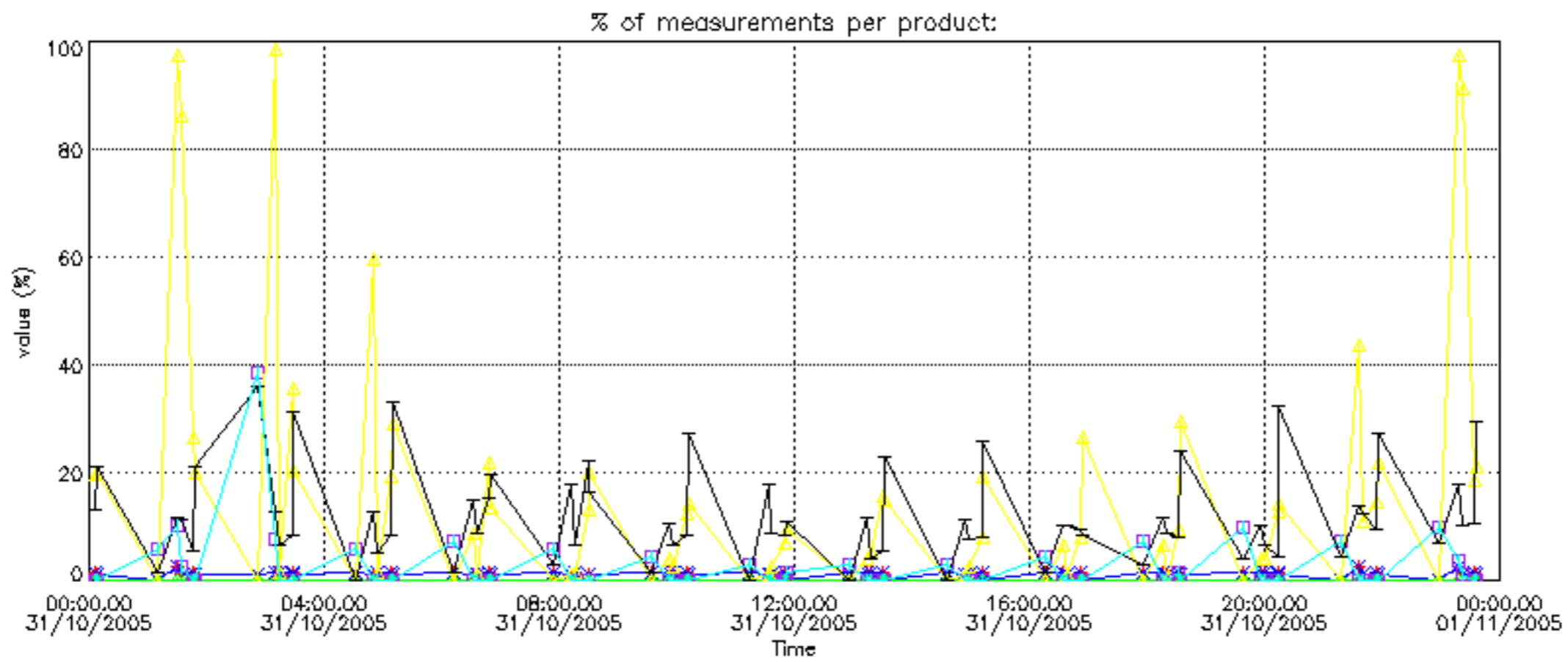


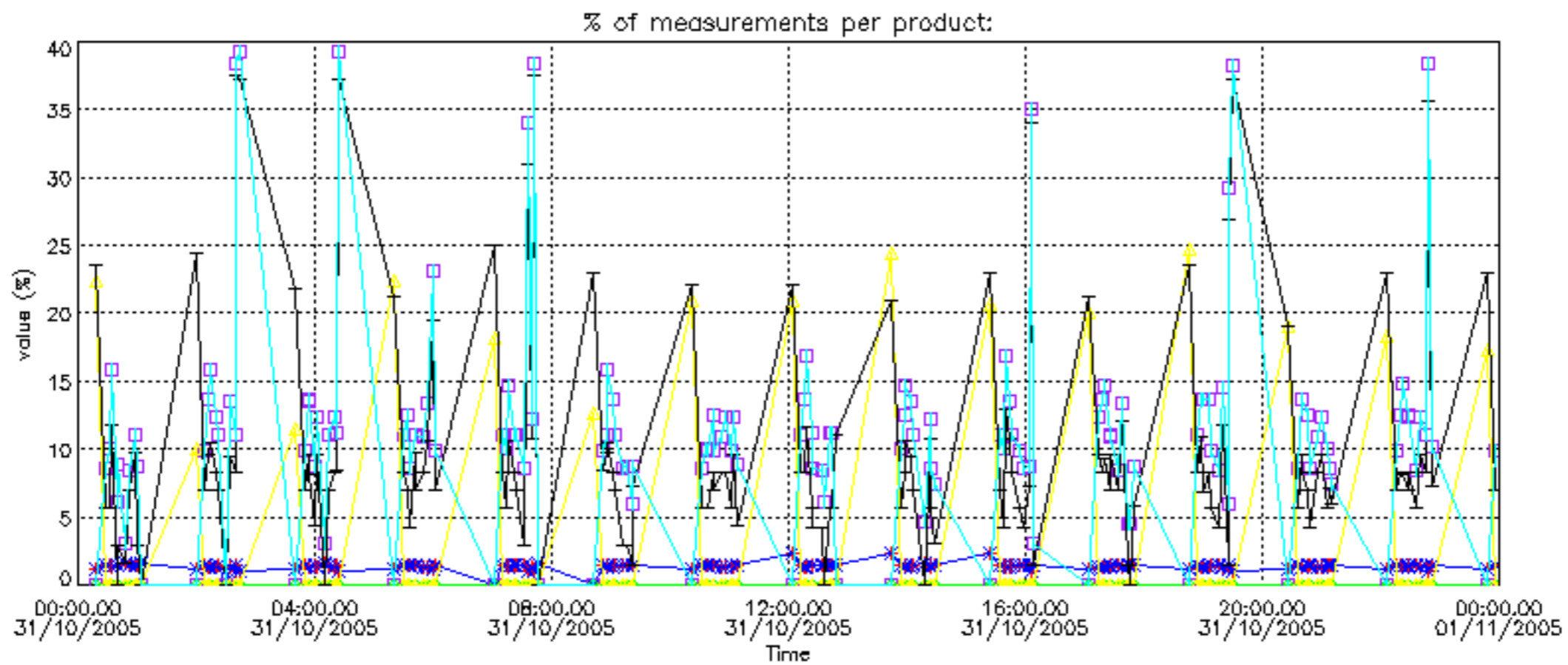
Percentage of flagged data per NO2 profile



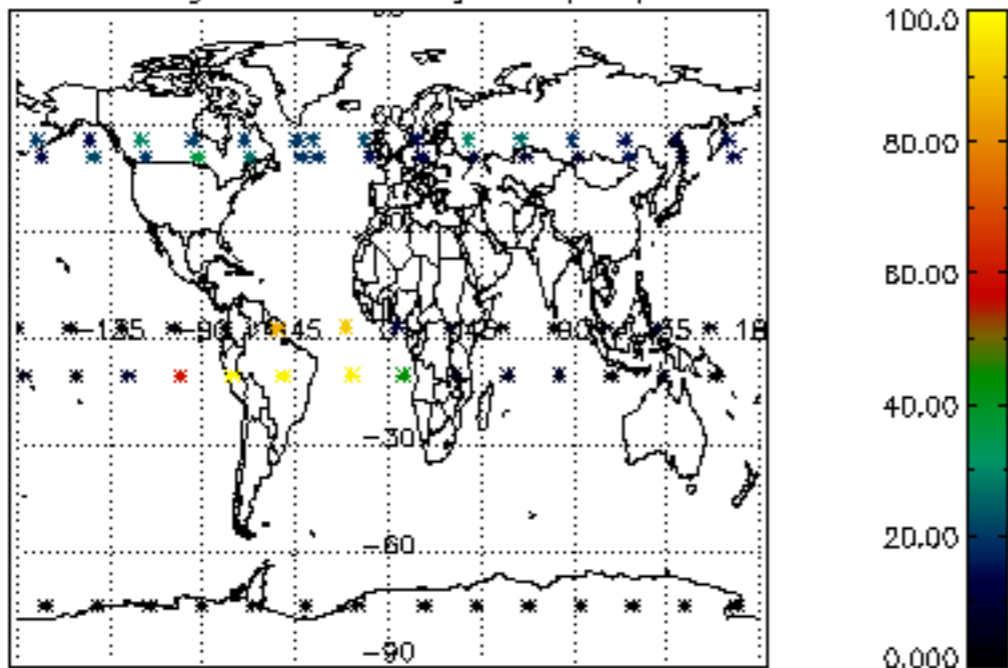
Percentage of flagged data per NO3 profile



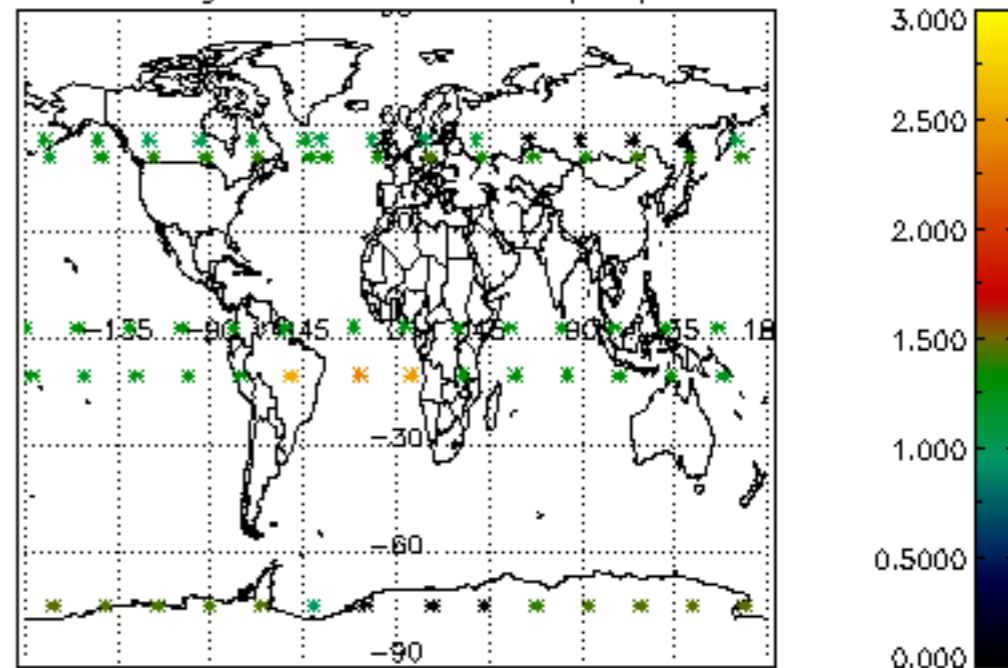




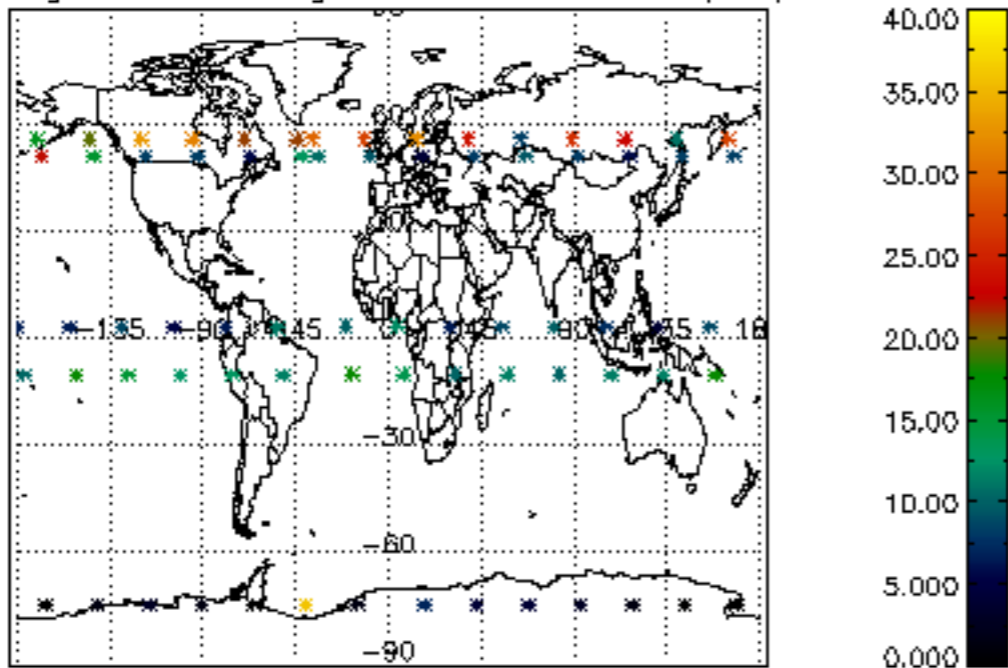
Percentage of cosmic ray hits per profile



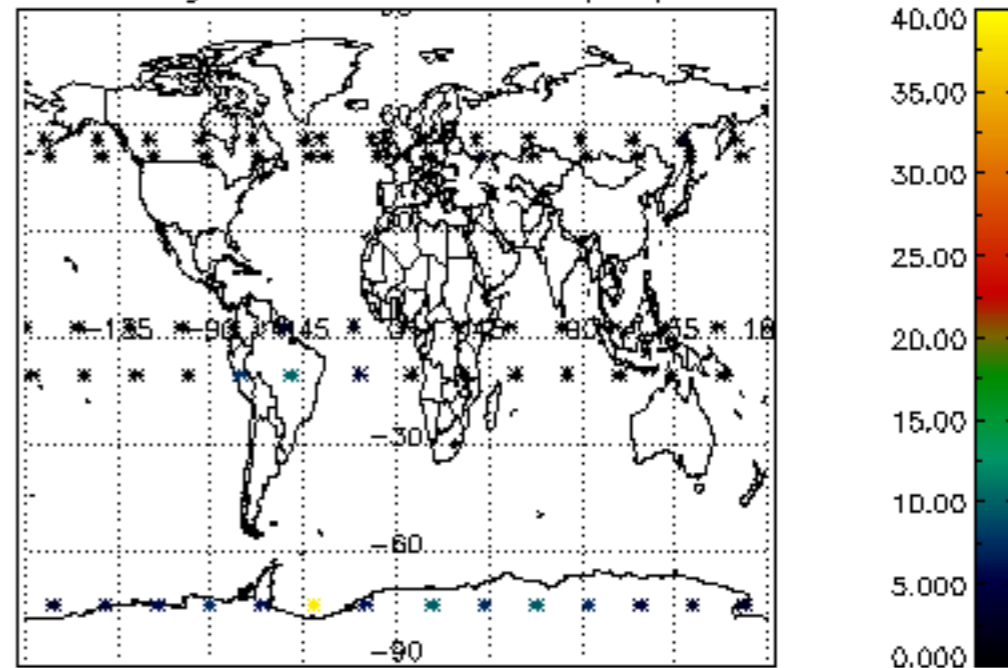
Percentage of datation errors per profile



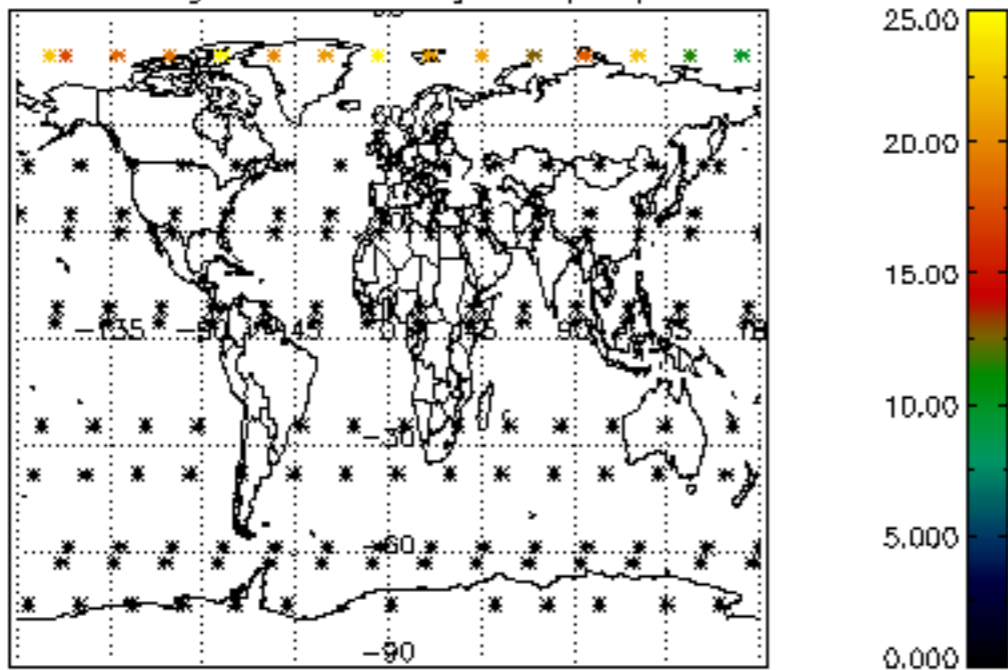
Percentage of star falling outside central band per profile



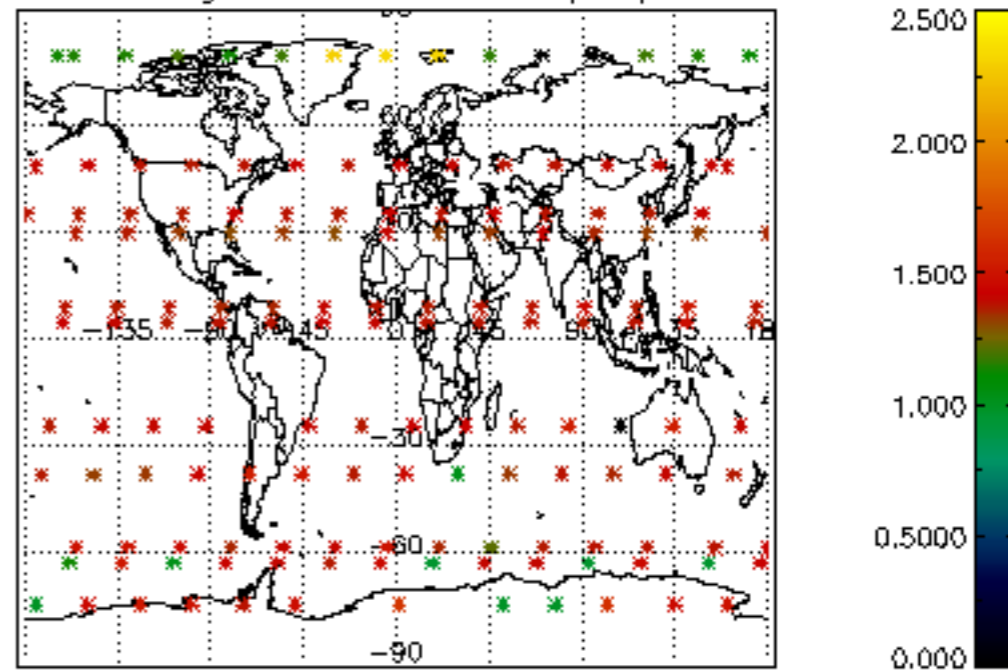
Percentage of saturation errors per profile



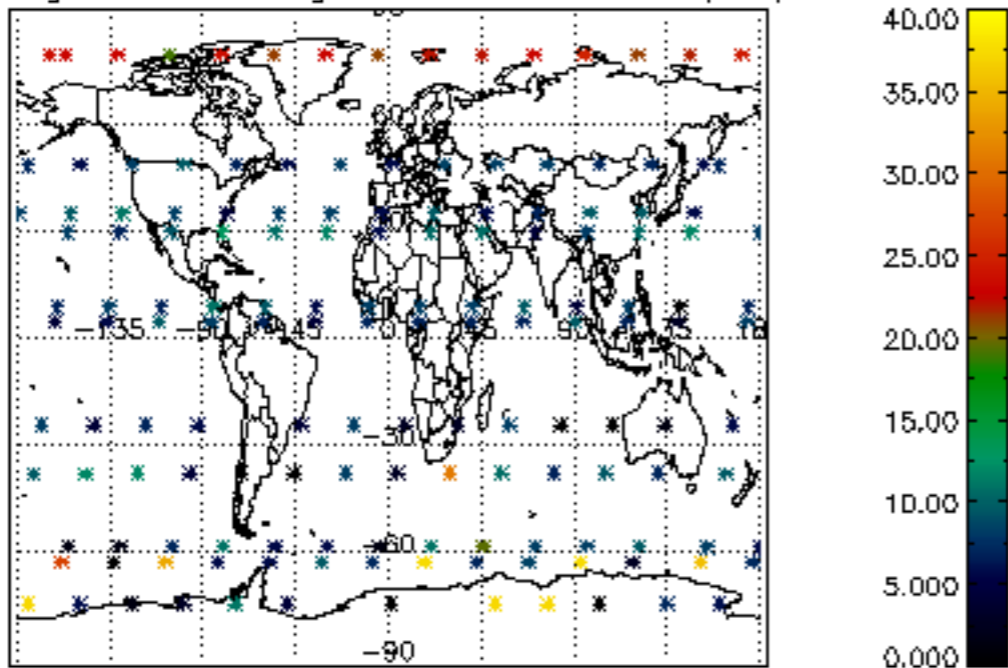
Percentage of cosmic ray hits per profile



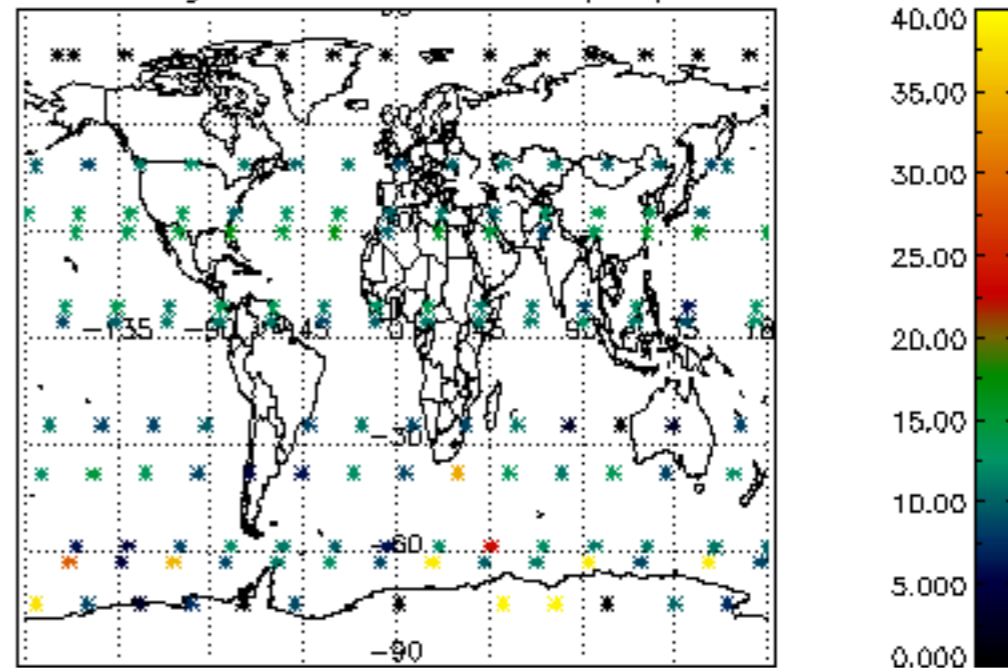
Percentage of datation errors per profile

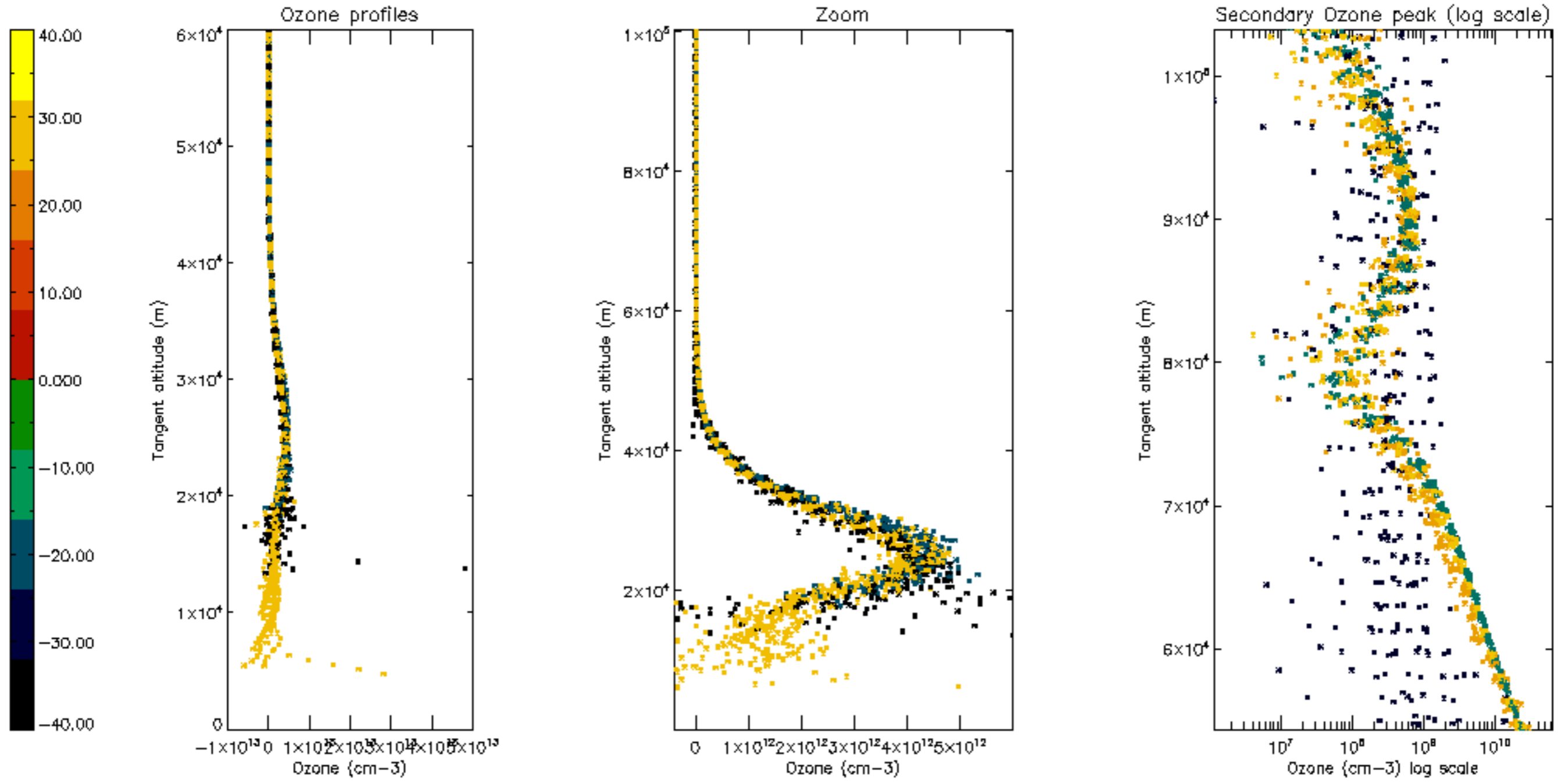


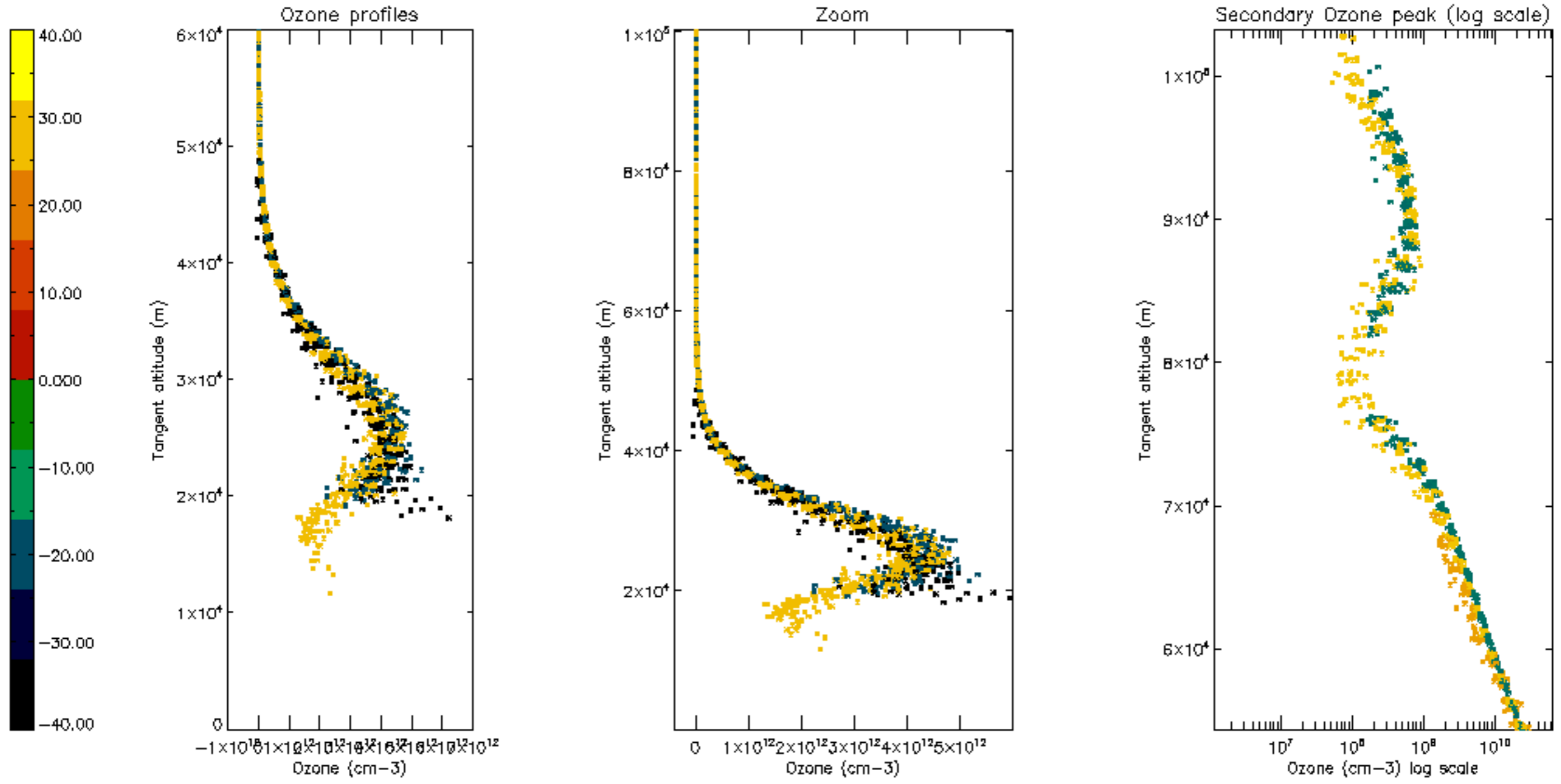
Percentage of star falling outside central band per profile

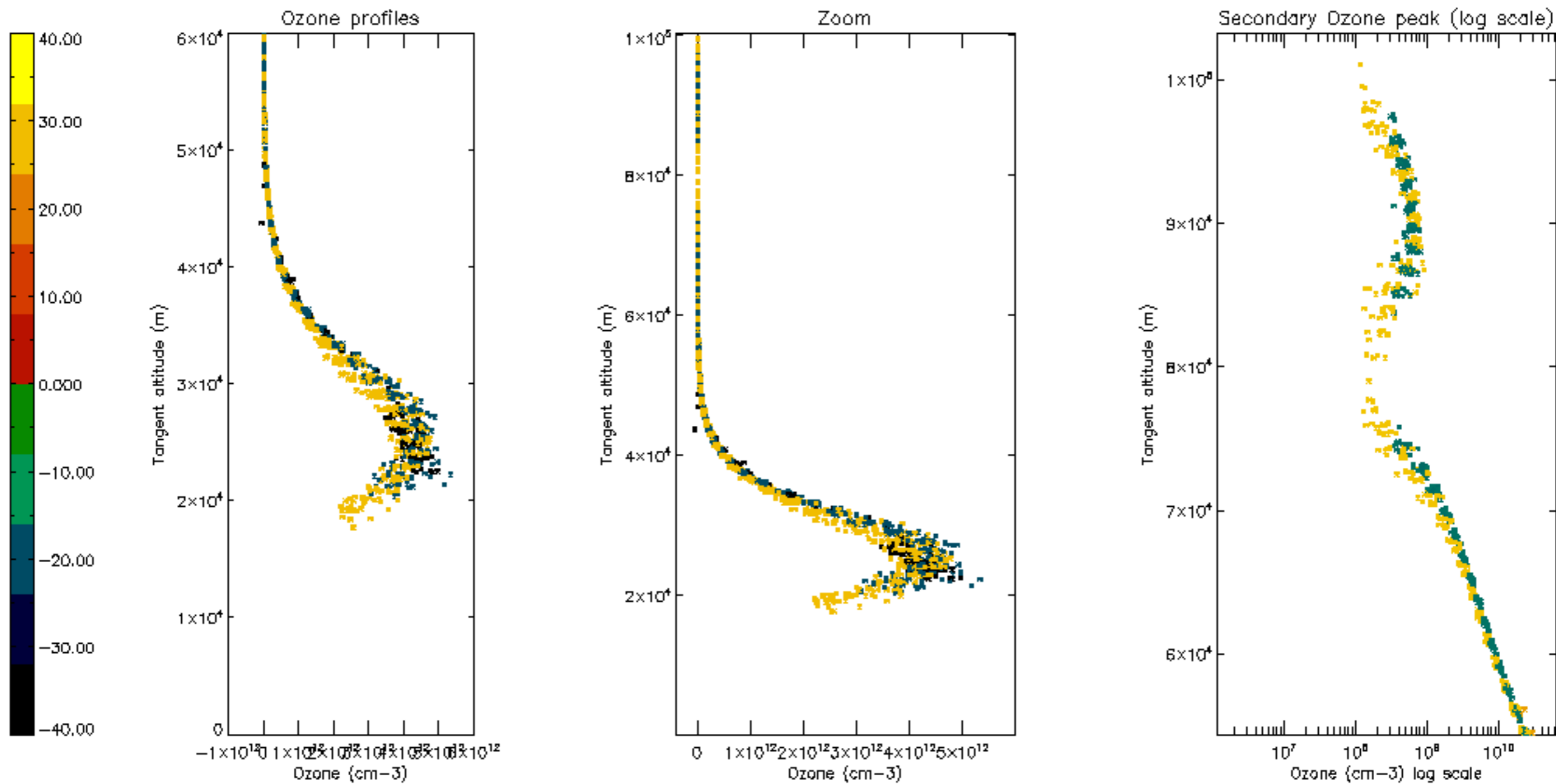


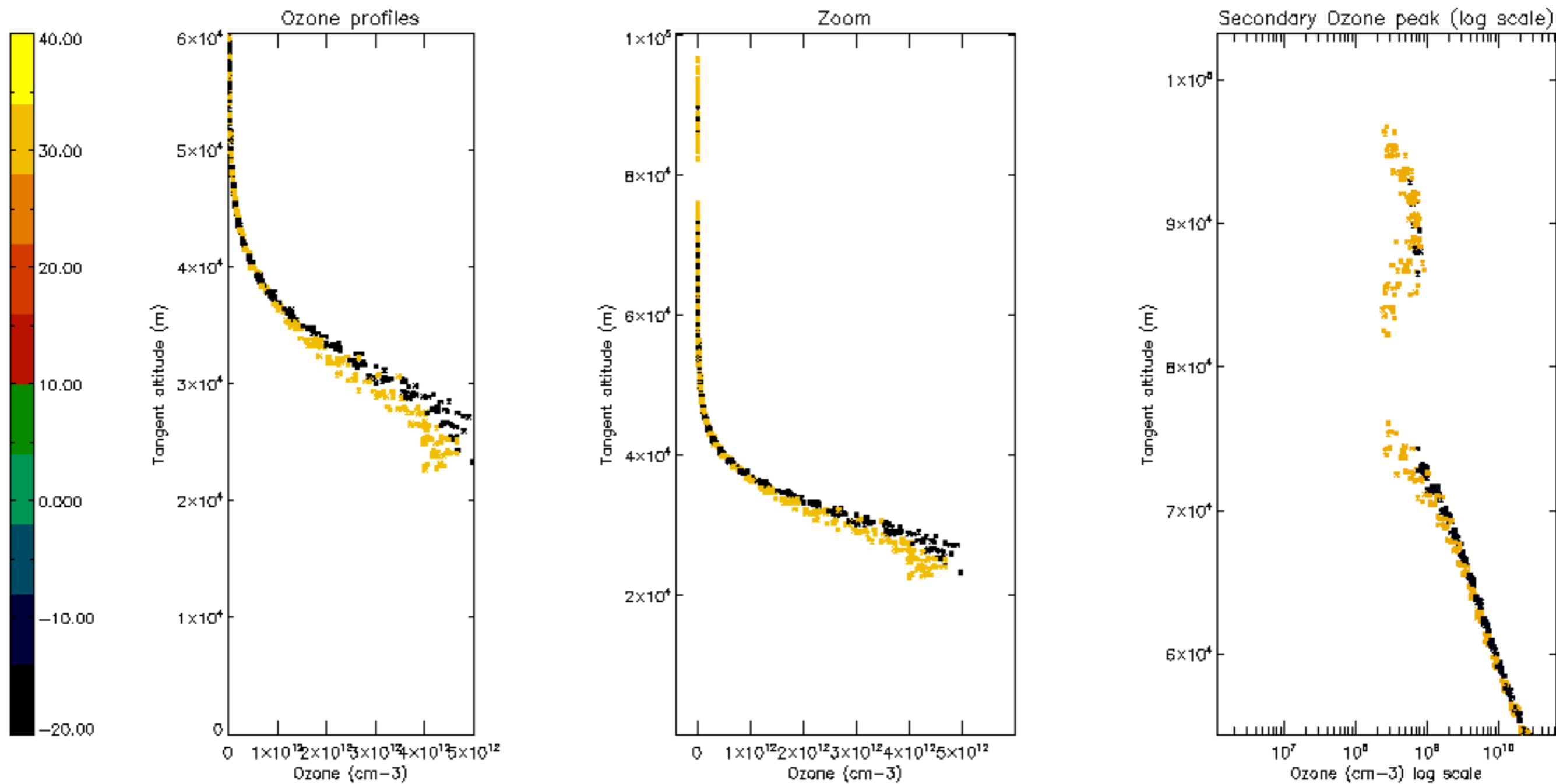
Percentage of saturation errors per profile

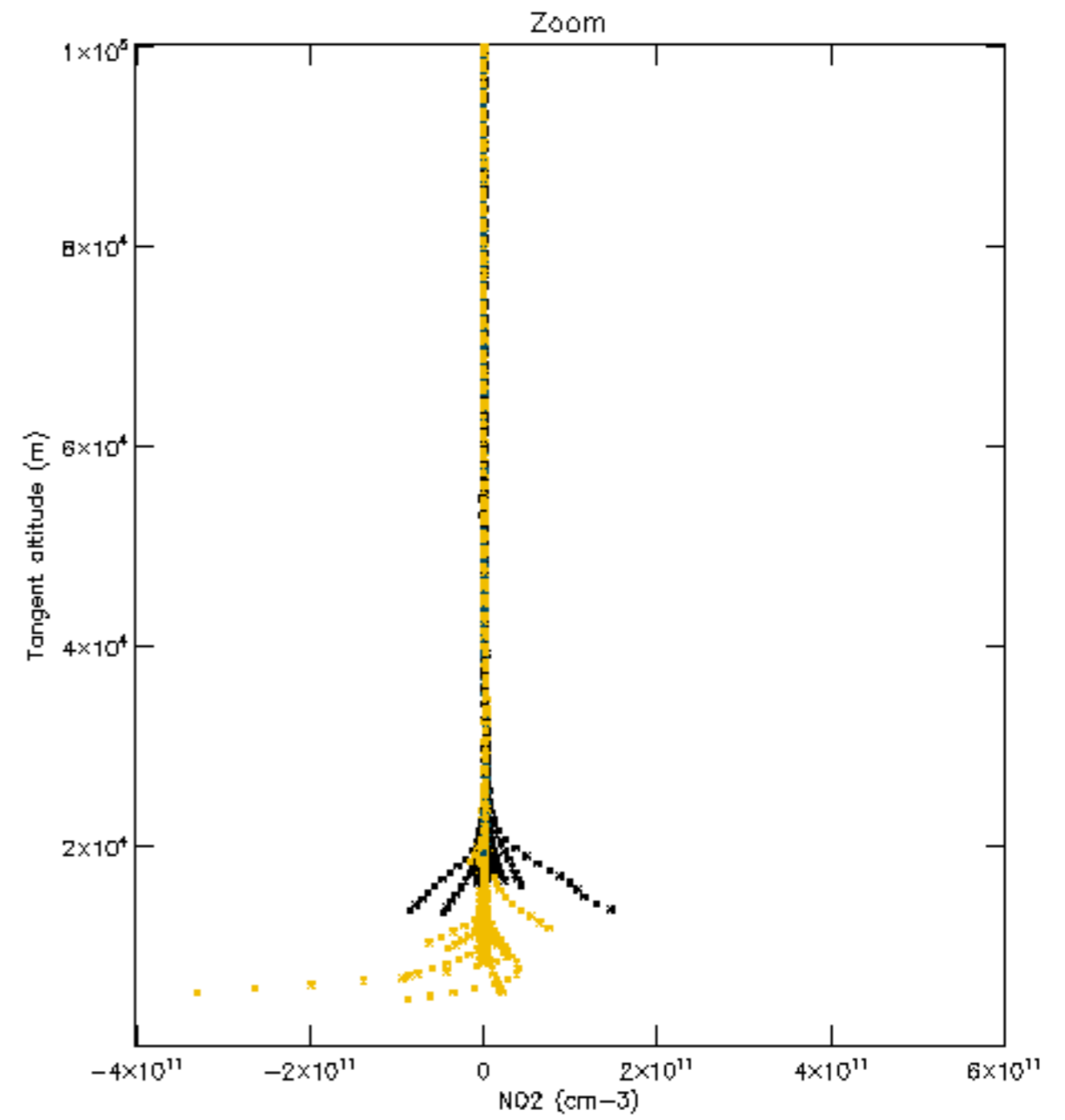
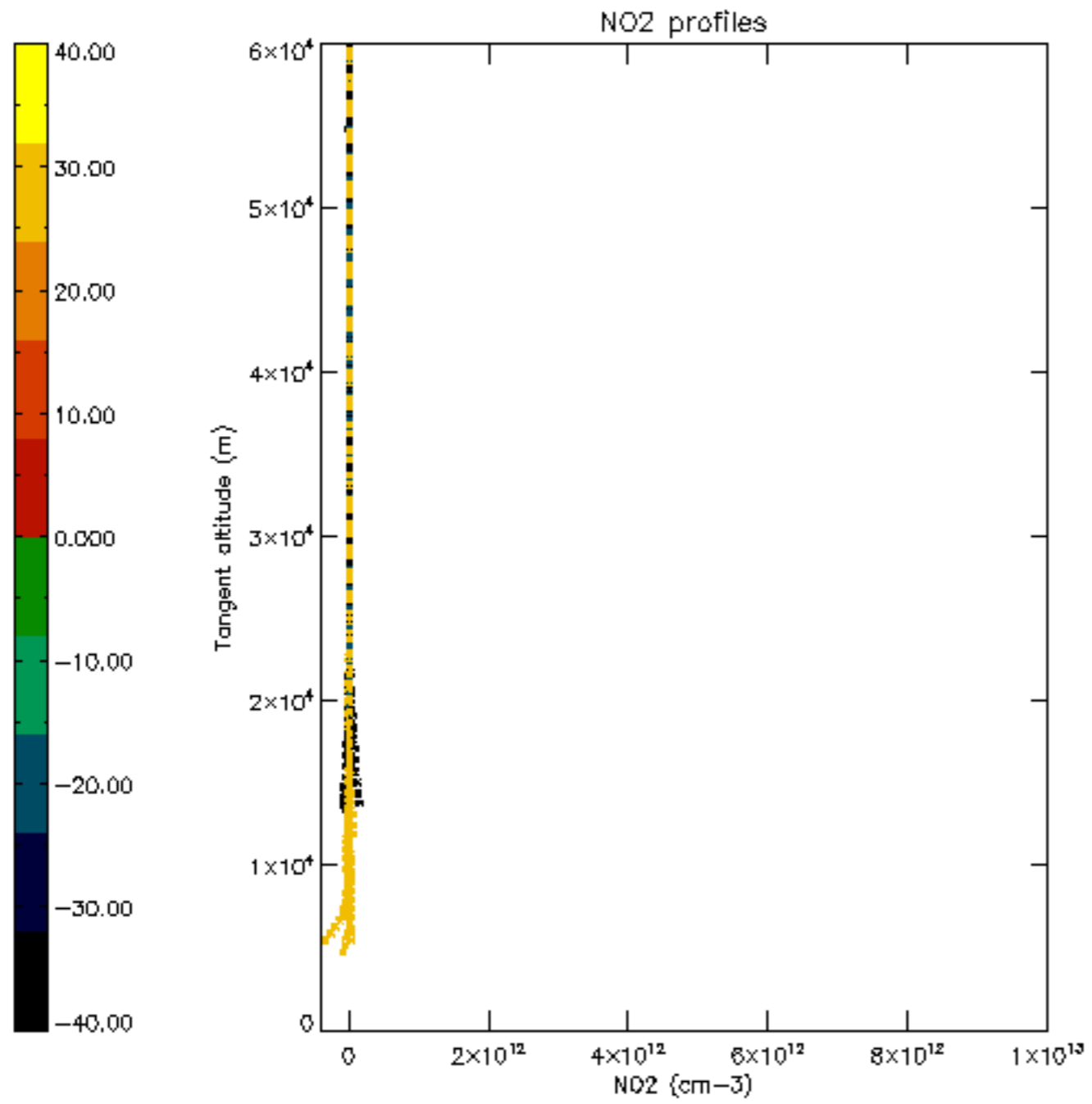


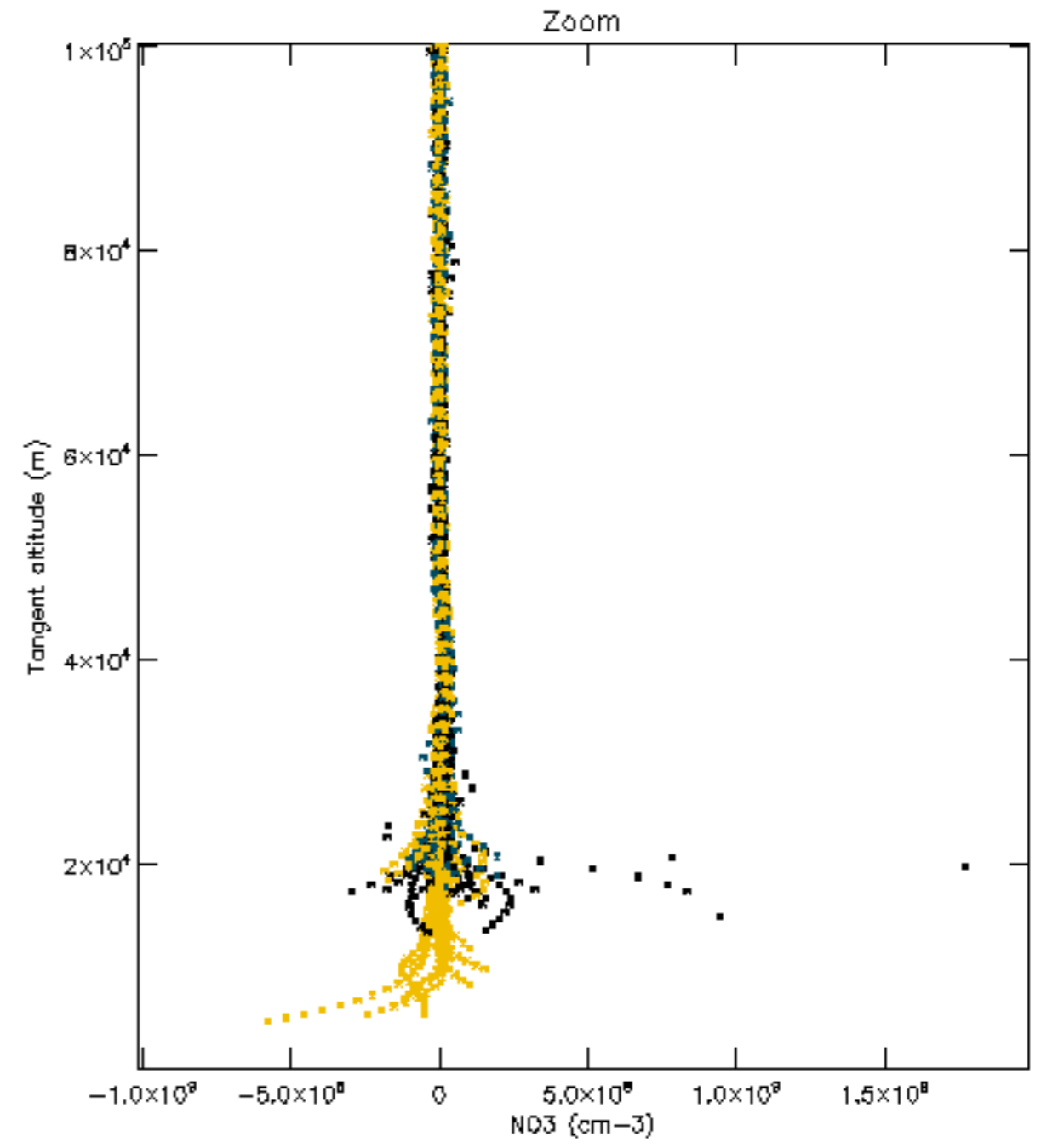
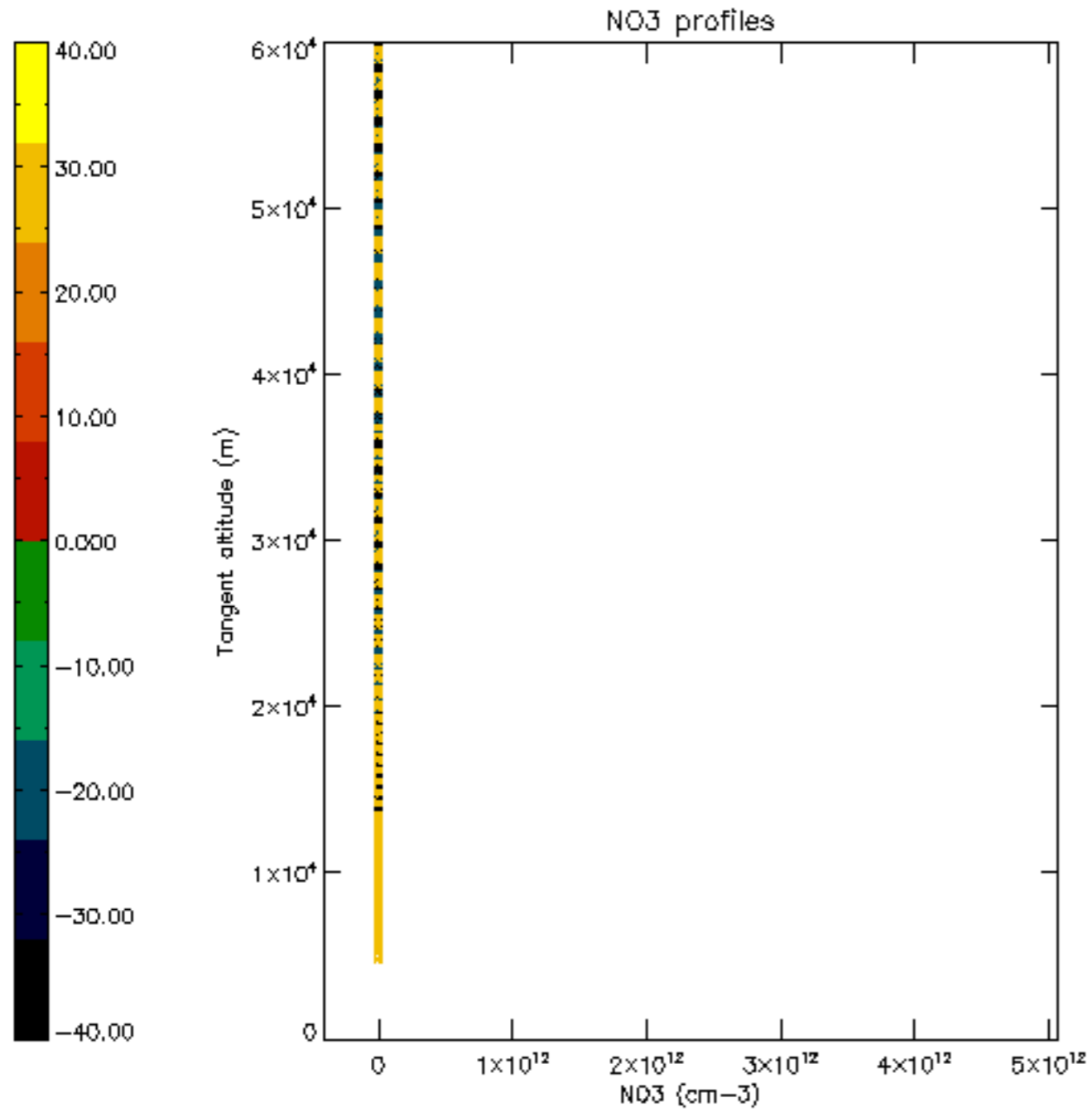


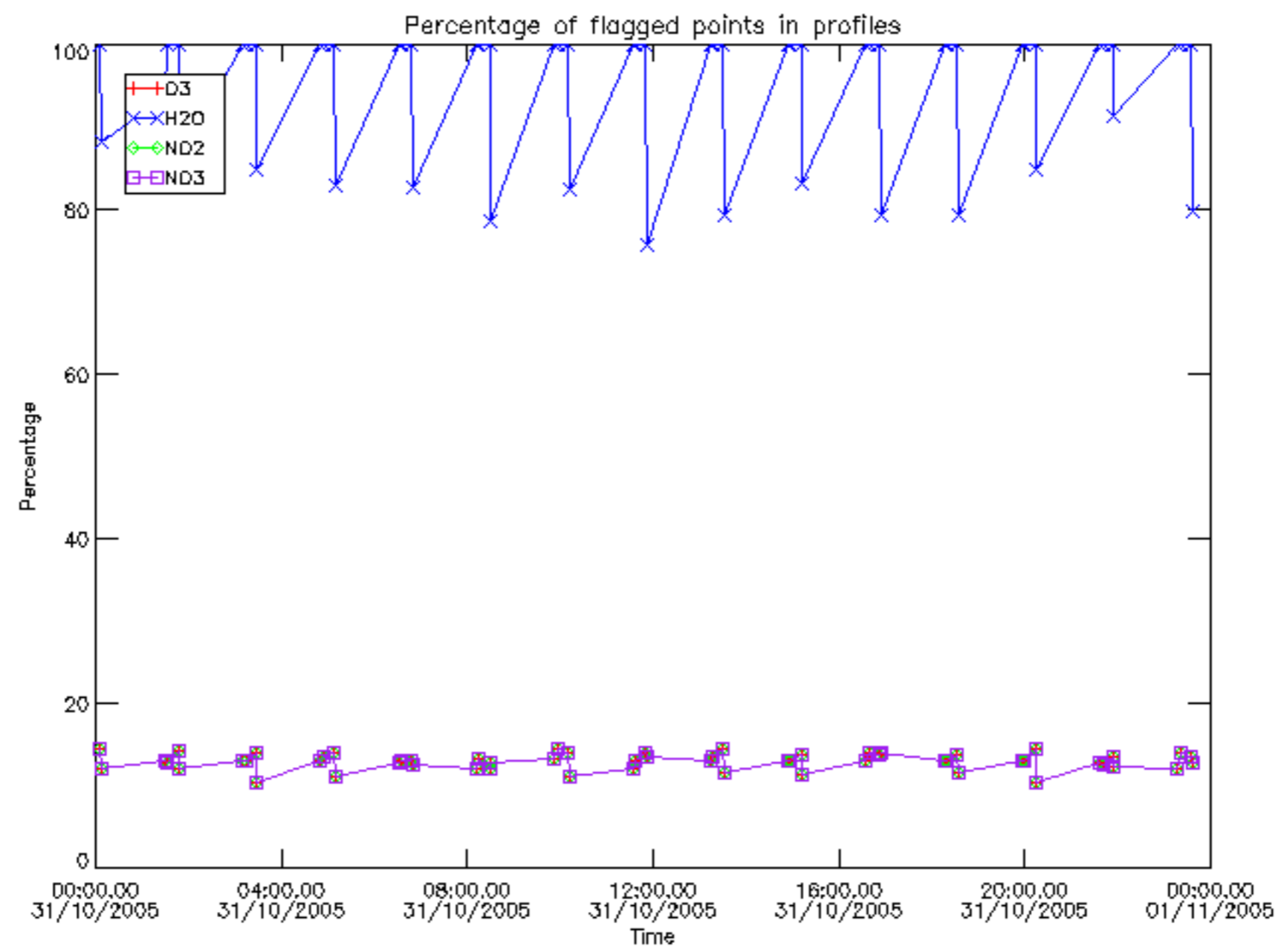




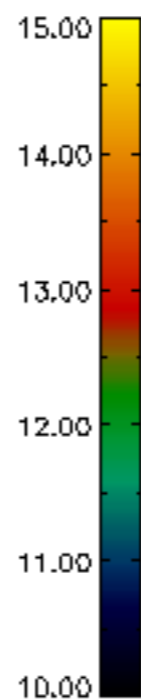
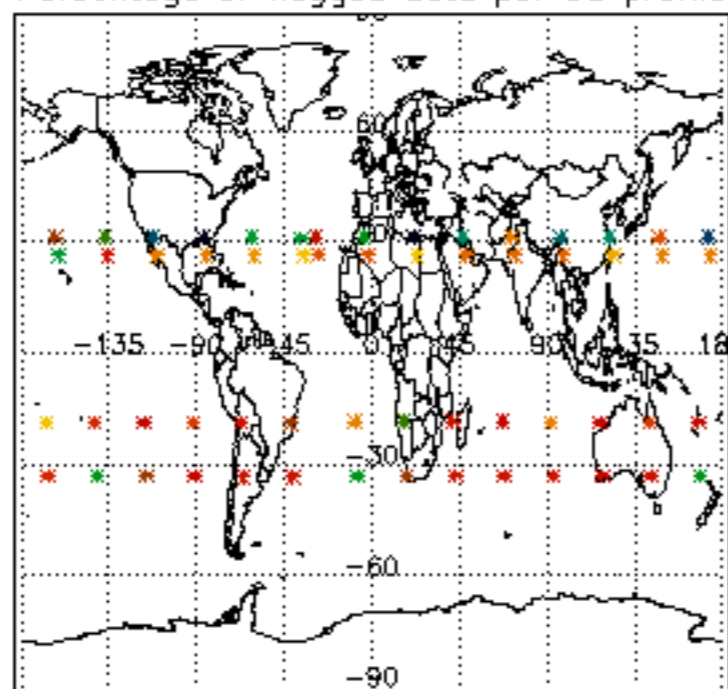




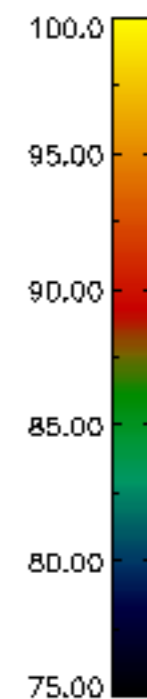
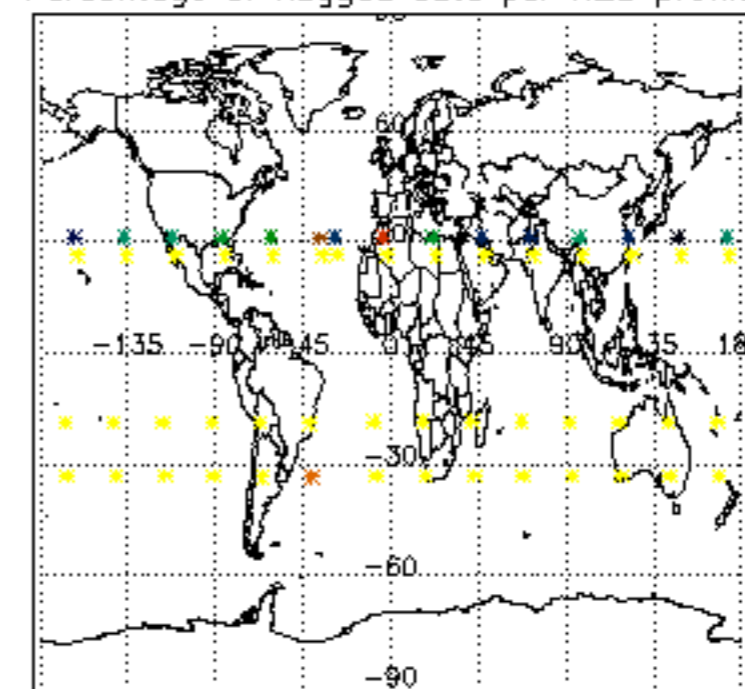




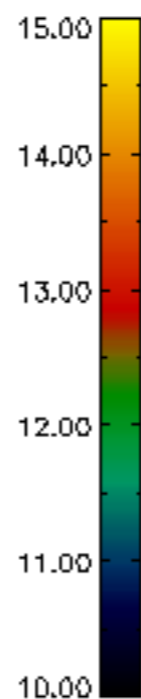
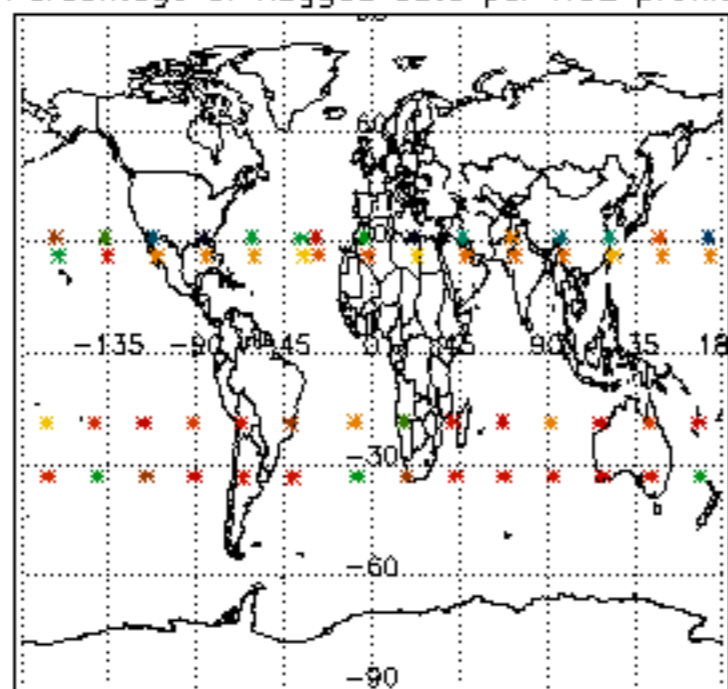
Percentage of flagged data per D3 profile



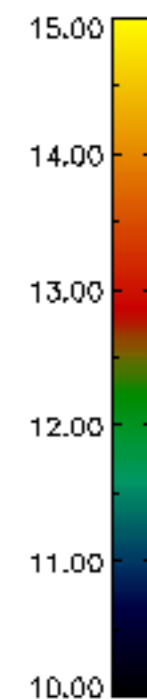
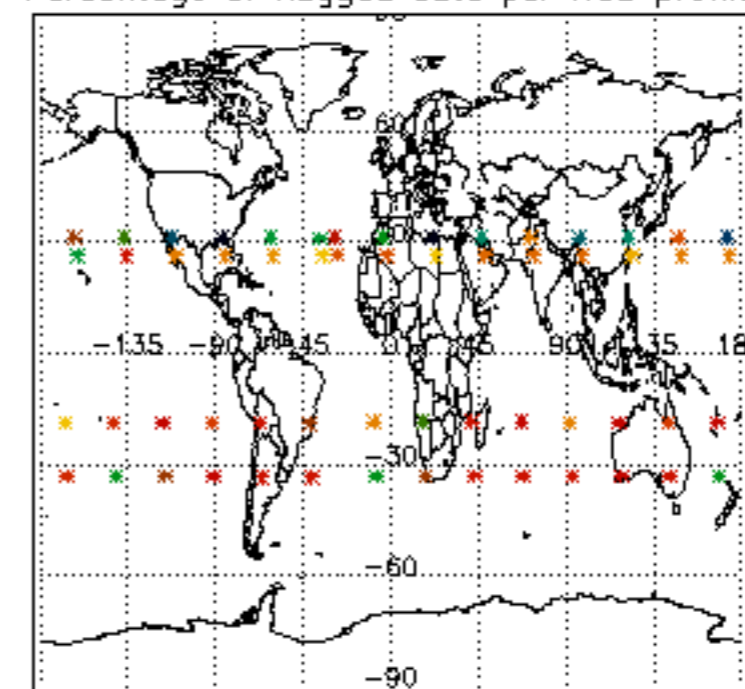
Percentage of flagged data per H2O profile

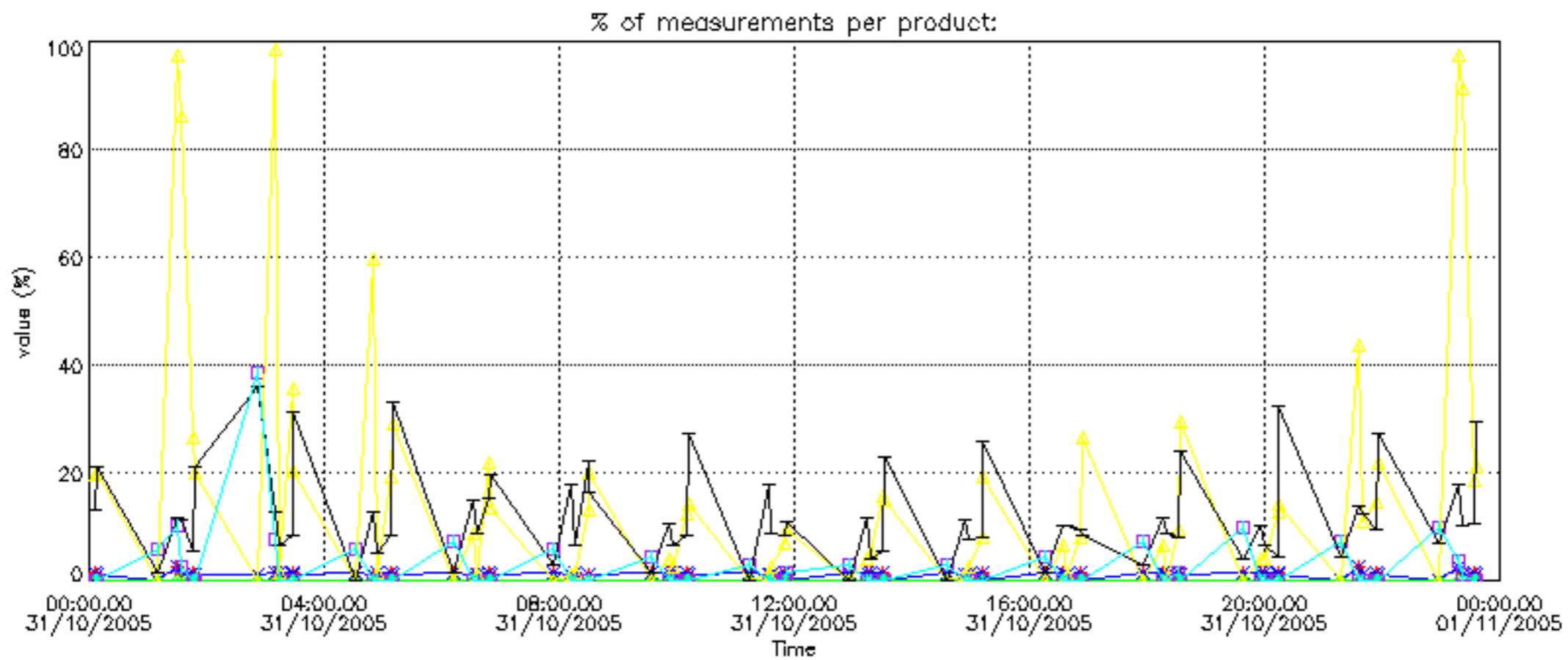


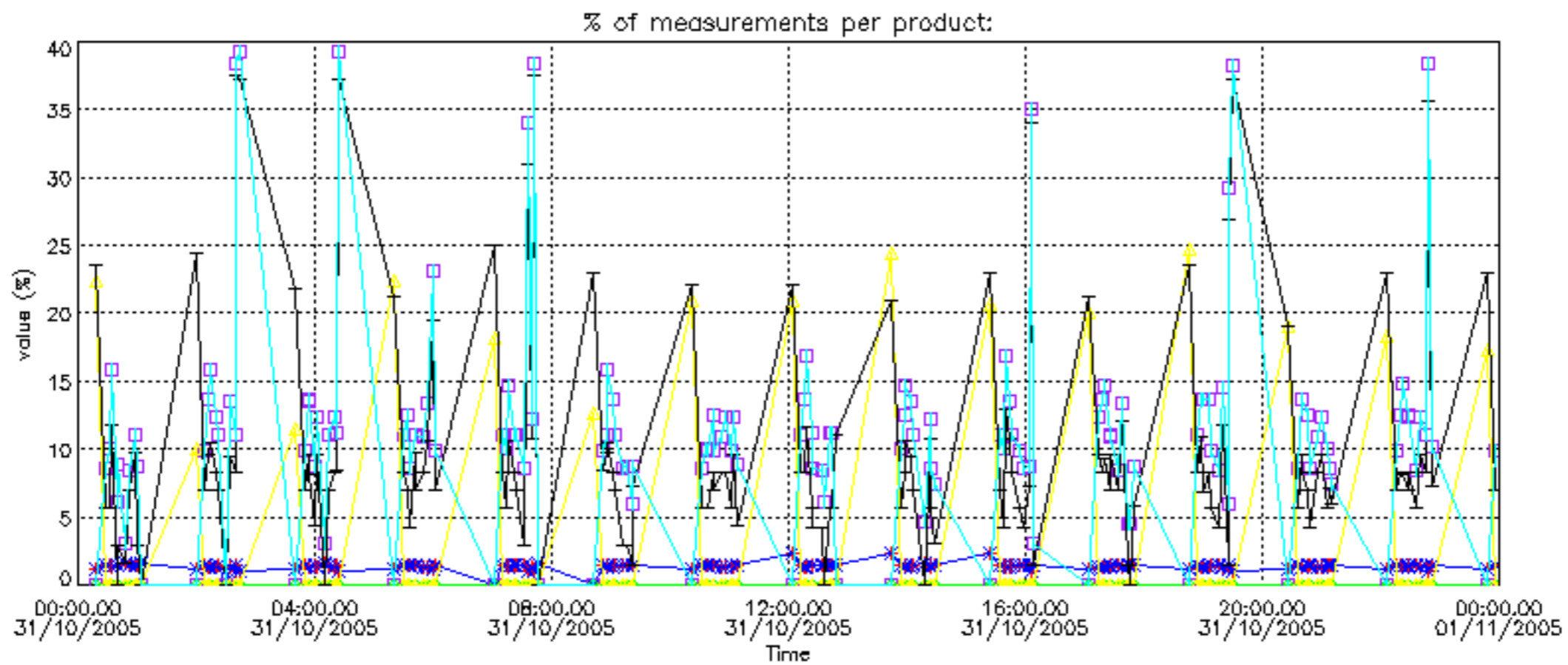
Percentage of flagged data per NO2 profile



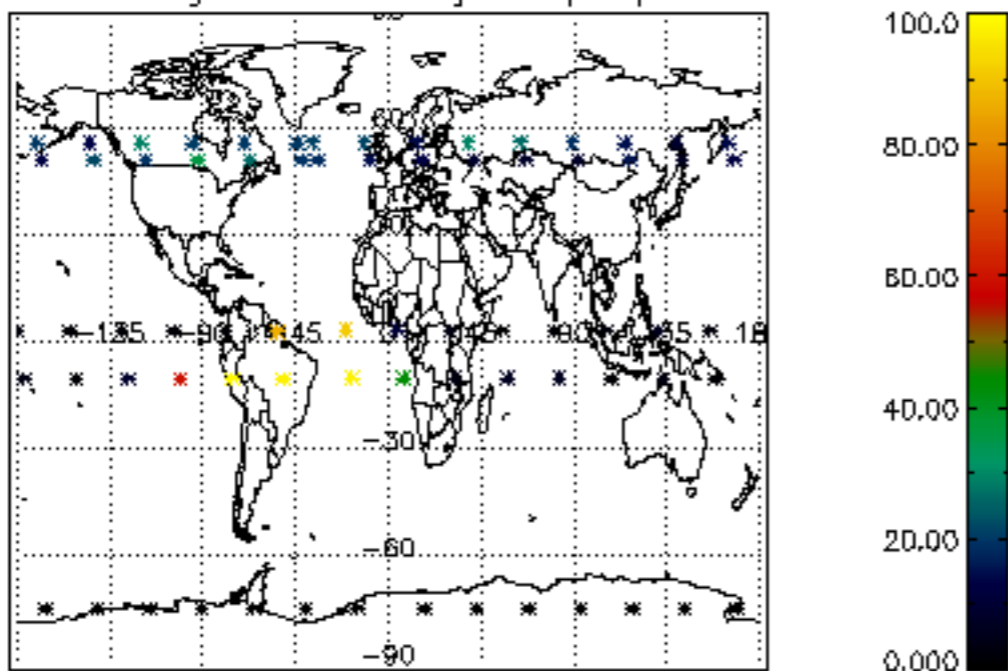
Percentage of flagged data per NO3 profile



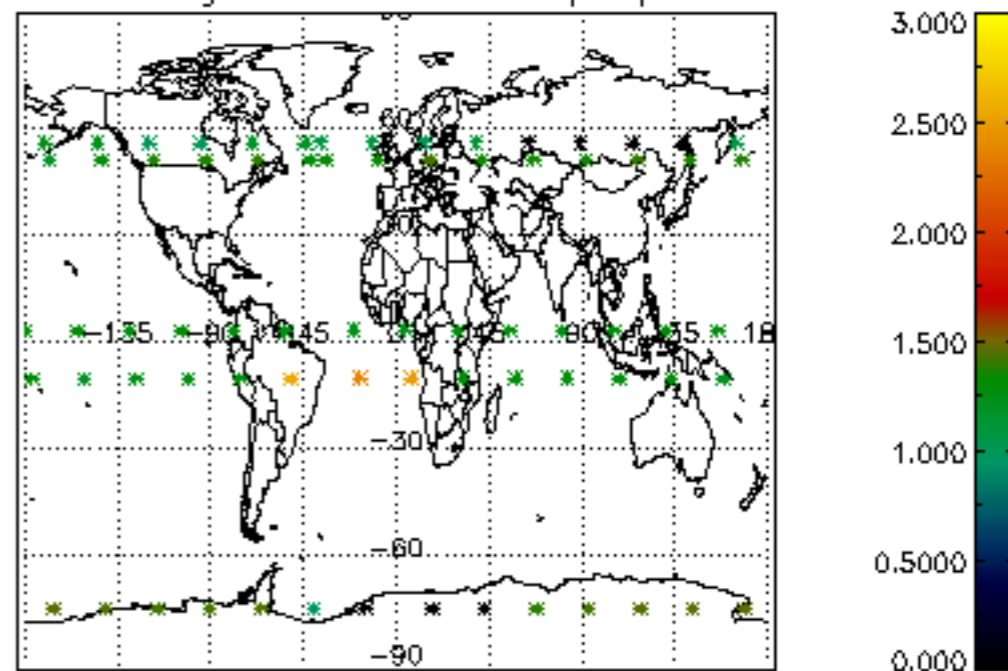




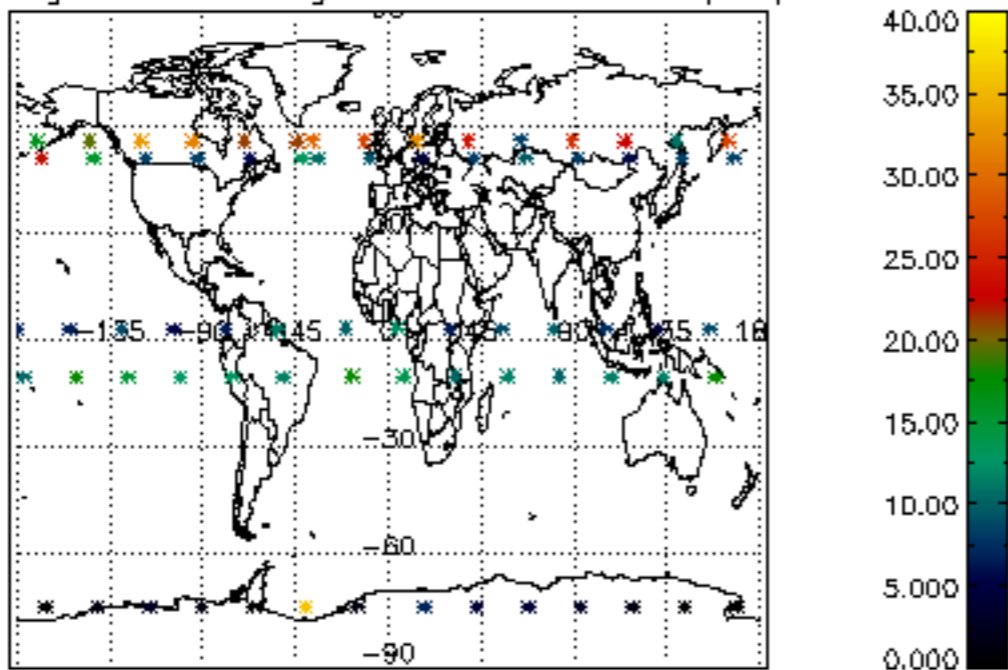
Percentage of cosmic ray hits per profile



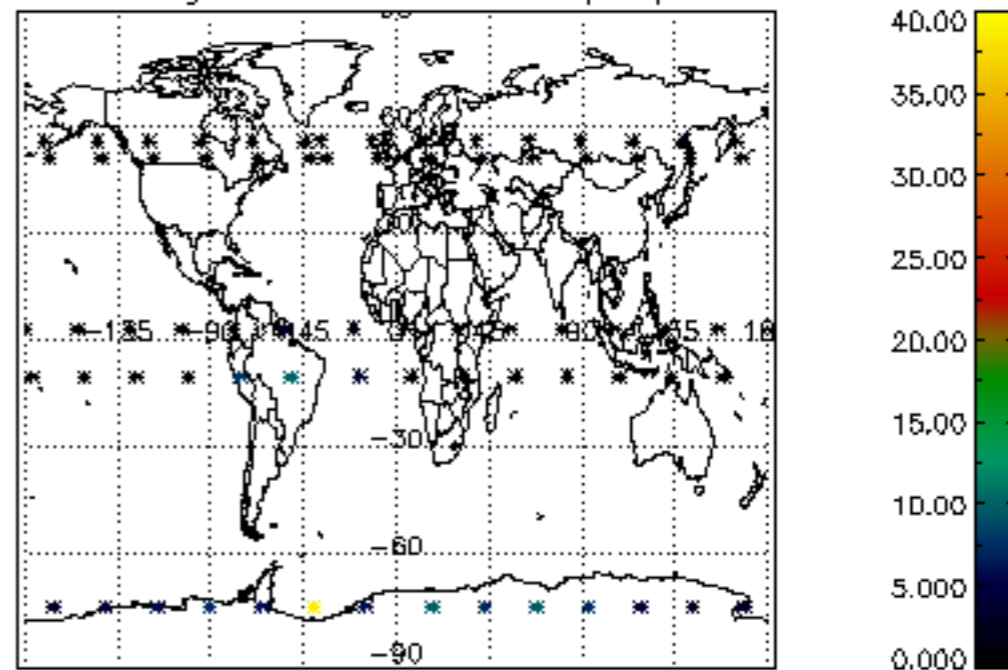
Percentage of datation errors per profile



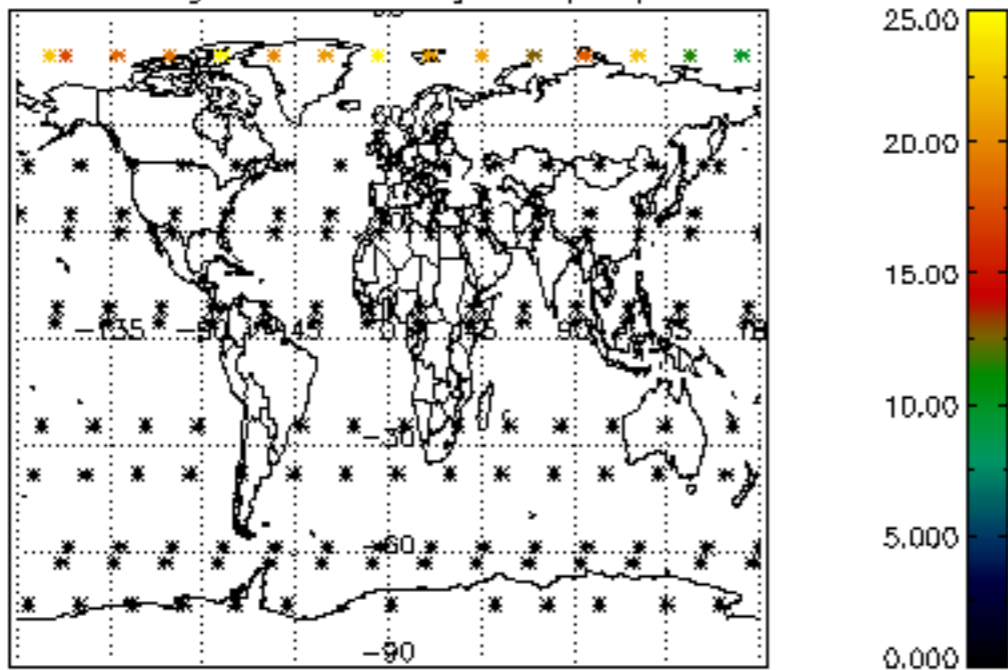
Percentage of star falling outside central band per profile



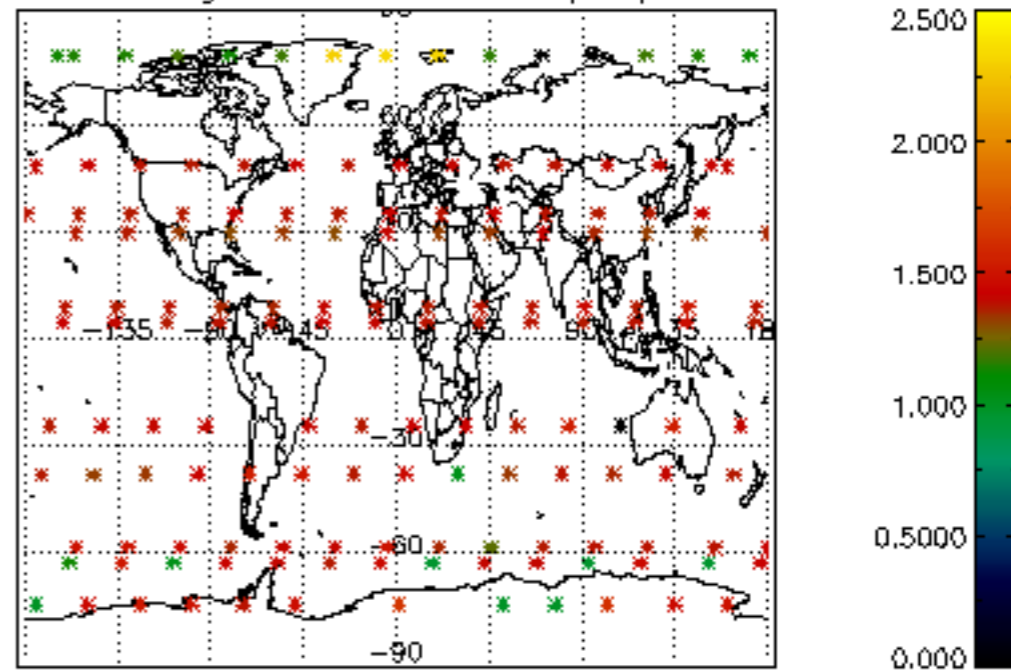
Percentage of saturation errors per profile



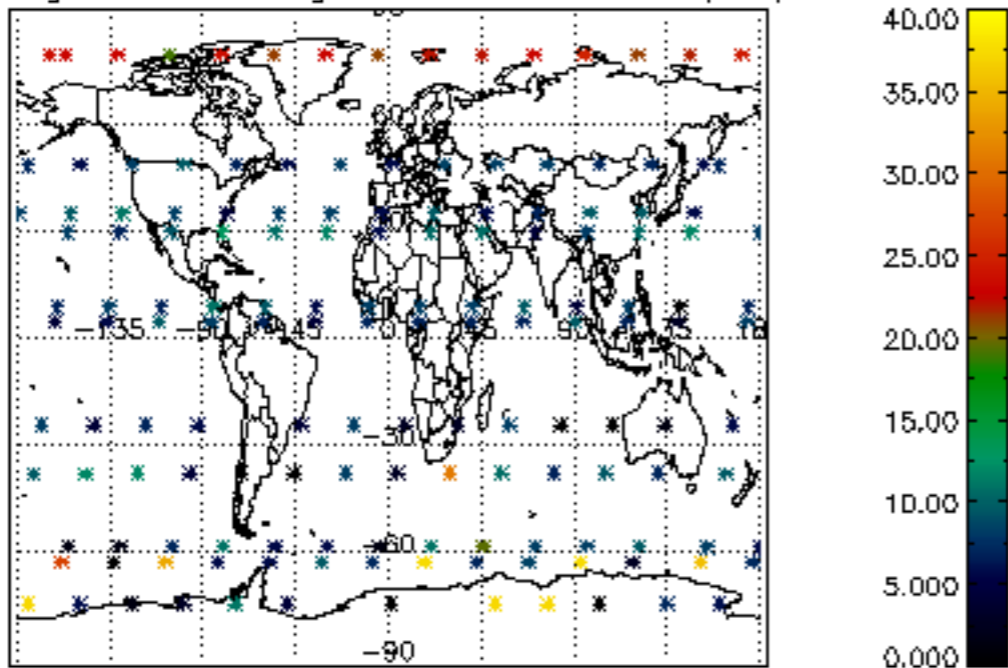
Percentage of cosmic ray hits per profile



Percentage of datation errors per profile



Percentage of star falling outside central band per profile



Percentage of saturation errors per profile

