

# GOMOS Level 2 Daily Report

## SUMMARY

### [1. General Info](#)

### [2. Summary of processed GOM\\_NL\\_2P products](#)

### [3. Level 2 Quality information per product](#)

#### [3.1 Plot of level 2 quality information per product \(time dependant\)](#)

#### [3.2 Plot of level 2 quality information per product \(world map\)](#)

### [4. Level 1 Quality information per product \(stored on level 2 products\)](#)

#### [4.1 Plot of level 1 quality information per product \(time dependant\)](#)

##### [4.1.1 Plot of level 1 quality information per product \(time dependant\): ASCENDING](#)

##### [4.1.2 Plot of level 1 quality information per product \(time dependant\): DESCENDING](#)

#### [4.2 Plot of level 1 quality information per product \(world map\)](#)

##### [4.2.1 Plot of level 1 quality information per product \(world map\): ASCENDING](#)

##### [4.2.2 Plot of level 1 quality information per product \(world map\): DESCENDING](#)

### [5. Ozone profiles based on quality statistics and other trace gas profiles](#)

#### [5.1 Ozone statistics based on quality of products](#)

#### [5.2 Plot ozone profiles for all STD \(dark without errors\)](#)

#### [5.3 Plot ozone profiles where STD < 20% \(dark without errors\)](#)

#### [5.4. Plot ozone profiles where STD < 10% \(dark without errors\)](#)

#### [5.5. Plot ozone profiles where STD < 5% \(dark without errors\)](#)

#### [5.6 Plot NO2 profiles for all STD \(dark without errors\)](#)

#### [5.7 Plot NO3 profiles for all STD \(dark without errors\)](#)

#### [5.8 Plot H2O profiles \(only for occultations of stars 1,2,3,4,13,14,16,26,63 dark without errors\) for all STD](#)

### [6. Auxiliary Data Files used for the production reported in section 2](#)

This report presents the daily analysis on parameters extracted from GOMOS level 2 data (GOM\_NL\_\_2P). It is intended to monitor some important parameters that will impact the quality of these products. A list of level 2 products (and content) that have arrived during the reporting day to the PCF is also given.

Item	Value
Time of report generation	18APR2013 12:09:34
Data source version	GOMOS/6.01
Start time of products	30-10-2005 (30OCT2005 00:00:00)
Stop time of products	31-10-2005 (31OCT2005 00:00:00)
Store outputs in DB	Yes
Nb of level 2 prods	189
Nb of prods with errors	0

## 2. Summary of processed GOM\_NL\_\_2P products.

Nr	Filename	UTC Start time	Limb	Duration	Star Id	Star Name	Star Mag	Star Temp	Nb Meas	Orbit	Prod. error
1	GOM_NL__2PRFIN20051030_000149_000000342042_00073_19165_8041.N1	30-OCT-2005 00:01:49	Bright	34.000	62	94Bet Leo	2.1360	9700.0	68	19165	No
2	GOM_NL__2PRFIN20051030_002022_000000392042_00073_19165_8042.N1	30-OCT-2005 00:20:22	Dark	38.500	113	Mu Vel	2.6920	5000.0	77	19165	No
3	GOM_NL__2PRFIN20051030_002403_000000402042_00074_19166_8027.N1	30-OCT-2005 00:24:03	Dark	39.500	91	Kap Vel	2.4900	26000.	79	19166	No
4	GOM_NL__2PRFIN20051030_003740_000000372042_00074_19166_8028.N1	30-OCT-2005 00:37:40	Dark	36.500	143	Alp Hyi	2.8570	7200.0	73	19166	No
5	GOM_NL__2PRFIN20051030_003903_000000472042_00074_19166_8029.N1	30-OCT-2005 00:39:03	Dark	47.000	9	Alp Eri	0.45300	24000.	94	19166	No
6	GOM_NL__2PRFIN20051030_005025_000000442042_00074_19166_8030.N1	30-OCT-2005 00:50:25	Straylight	44.000	52	16Bet Cet	2.0370	4500.0	88	19166	No
7	GOM_NL__2PRFIN20051030_005954_000000372042_00074_19166_8031.N1	30-OCT-2005 00:59:54	Bright	36.500	140	88Gam Peg	2.8340	26000.	73	19166	No
8	GOM_NL__2PRFIN20051030_010346_000000372042_00074_19166_8032.N1	30-OCT-2005 01:03:46	Bright	36.500	58	21Alp And	2.0730	11000.	73	19166	No
9	GOM_NL__2PRFIN20051030_010521_000000382042_00074_19166_8033.N1	30-OCT-2005 01:05:21	Bright	37.500	53	43Bet And	2.0480	3300.0	75	19166	No
10	GOM_NL__2PRFIN20051030_011113_000000362042_00074_19166_8034.N1	30-OCT-2005 01:11:13	Bright	35.500	68	18Alp Cas	2.2250	4500.0	71	19166	No
11	GOM_NL__2PRFIN20051030_011225_000000342042_00074_19166_8035.N1	30-OCT-2005 01:12:25	Bright	34.000	76	27Gam Cas	2.3000	30000.	68	19166	No
12	GOM_NL__2PRFIN20051030_012029_000000352042_00074_19166_8036.N1	30-OCT-2005 01:20:29	Bright	35.000	49	1Alp UMi	1.9900	6300.0	70	19166	No
13	GOM_NL__2PRFIN20051030_012414_000000352042_00074_19166_8037.N1	30-OCT-2005 01:24:14	Bright	34.500	60	7Bet UMi	2.0810	3950.0	69	19166	No
14	GOM_NL__2PRFIN20051030_013009_000000362042_00074_19166_8038.N1	30-OCT-2005 01:30:09	Bright	35.500	32	77Eps UMa	1.7630	11000.	71	19166	No
15	GOM_NL__2PRFIN20051030_013124_000000362042_00074_19166_8039.N1	30-OCT-2005 01:31:24	Bright	35.500	39	85Eta UMa	1.8540	24000.	71	19166	No
16	GOM_NL__2PRFIN20051030_013502_000000352042_00074_19166_8040.N1	30-OCT-2005 01:35:02	Bright	34.500	152	12Alp2CVn	2.8900	11000.	69	19166	No
17	GOM_NL__2PRFIN20051030_014225_000000342042_00074_19166_8041.N1	30-OCT-2005 01:42:25	Bright	34.000	62	94Bet Leo	2.1360	9700.0	68	19166	No
18	GOM_NL__2PRFIN20051030_020059_000000392042_00074_19166_8042.N1	30-OCT-2005 02:00:59	Dark	39.000	113	Mu Vel	2.6920	5000.0	78	19166	No
19	GOM_NL__2PRFIN20051030_020439_000000392042_00075_19167_8027.N1	30-OCT-2005 02:04:39	Dark	39.000	91	Kap Vel	2.4900	26000.	78	19167	No
20	GOM_NL__2PRFIN20051030_021816_000000382042_00075_19167_8028.N1	30-OCT-2005 02:18:16	Dark	37.500	143	Alp Hyi	2.8570	7200.0	75	19167	No
21	GOM_NL__2PRFIN20051030_021940_000000372042_00075_19167_8029.N1	30-OCT-2005 02:19:40	Dark	37.000	9	Alp Eri	0.45300	24000.	74	19167	No
22	GOM_NL__2PRFIN20051030_023101_000000452042_00075_19167_8030.N1	30-OCT-2005 02:31:01	Straylight	44.500	52	16Bet Cet	2.0370	4500.0	89	19167	No
23	GOM_NL__2PRFIN20051030_024030_000000352042_00075_19167_8031.N1	30-OCT-2005 02:40:30	Bright	35.000	140	88Gam Peg	2.8340	26000.	70	19167	No
24	GOM_NL__2PRFIN20051030_024422_000000362042_00075_19167_8032.N1	30-OCT-2005 02:44:22	Bright	36.000	58	21Alp And	2.0730	11000.	72	19167	No
25	GOM_NL__2PRFIN20051030_024557_000000382042_00075_19167_8033.N1	30-OCT-2005 02:45:57	Bright	38.000	53	43Bet And	2.0480	3300.0	76	19167	No
26	GOM_NL__2PRFIN20051030_025149_000000362042_00075_19167_8034.N1	30-OCT-2005 02:51:49	Bright	36.000	68	18Alp Cas	2.2250	4500.0	72	19167	No
27	GOM_NL__2PRFIN20051030_025301_000000362042_00075_19167_8035.N1	30-OCT-2005 02:53:01	Bright	35.500	76	27Gam Cas	2.3000	30000.	71	19167	No
28	GOM_NL__2PRFIN20051030_030105_000000362042_00075_19167_8036.N1	30-OCT-2005 03:01:05	Bright	35.500	49	1Alp UMi	1.9900	6300.0	71	19167	No
29	GOM_NL__2PRFIN20051030_030450_000000372042_00075_19167_8037.N1	30-OCT-2005 03:04:50	Bright	36.500	60	7Bet UMi	2.0810	3950.0	73	19167	No
30	GOM_NL__2PRFIN20051030_031045_000000362042_00075_19167_8038.N1	30-OCT-2005 03:10:45	Bright	36.000	32	77Eps UMa	1.7630	11000.	72	19167	No
31	GOM_NL__2PRFIN20051030_031200_000000362042_00075_19167_8039.N1	30-OCT-2005 03:12:00	Bright	36.000	39	85Eta UMa	1.8540	24000.	72	19167	No
32	GOM_NL__2PRFIN20051030_032301_000000352042_00075_19167_8040.N1	30-OCT-2005 03:23:01	Bright	34.500	62	94Bet Leo	2.1360	9700.0	69	19167	No
33	GOM_NL__2PRFIN20051030_034135_000000402042_00075_19167_8041.N1	30-OCT-2005 03:41:35	Dark	40.000	113	Mu Vel	2.6920	5000.0	80	19167	No
34	GOM_NL__2PRFIN20051030_034515_000000392042_00076_19168_8027.N1	30-OCT-2005 03:45:15	Dark	39.000	91	Kap Vel	2.4900	26000.	78	19168	No
35	GOM_NL__2PRFIN20051030_035852_000000372042_00076_19168_8028.N1	30-OCT-2005 03:58:52	Dark	37.000	143	Alp Hyi	2.8570	7200.0	74	19168	No
36	GOM_NL__2PRFIN20051030_040016_000000512042_00076_19168_8029.N1	30-OCT-2005 04:00:16	Dark	51.000	9	Alp Eri	0.45300	24000.	102	19168	No
37	GOM_NL__2PRFIN20051030_041137_000000432042_00076_19168_8030.N1	30-OCT-2005 04:11:37	Straylight	43.000	52	16Bet Cet	2.0370	4500.0	86	19168	No
38	GOM_NL__2PRFIN20051030_042107_000000352042_00076_19168_8031.N1	30-OCT-2005 04:21:07	Bright	34.500	140	88Gam Peg	2.8340	26000.	69	19168	No
39	GOM_NL__2PRFIN20051030_042458_000000372042_00076_19168_8032.N1	30-OCT-2005 04:24:58	Bright	36.500	58	21Alp And	2.0730	11000.	73	19168	No
40	GOM_NL__2PRFIN20051030_042633_000000372042_00076_19168_8033.N1	30-OCT-2005 04:26:33	Bright	37.000	53	43Bet And	2.0480	3300.0	74	19168	No
41	GOM_NL__2PRFIN20051030_043225_000000362042_00076_19168_8034.N1	30-OCT-2005 04:32:25	Bright	35.500	68	18Alp Cas	2.2250	4500.0	71	19168	No
42	GOM_NL__2PRFIN20051030_043337_000000362042_00076_19168_8035.N1	30-OCT-2005 04:33:37	Bright	35.500	76	27Gam Cas	2.3000	30000.	71	19168	No

43	GOM_NL__2PRFIN20051030_044141_000000352042_00076_19168_8036.N1	30-OCT-2005 04:41:41	Bright	34.500	49	1Alp UMi	1.9900	6300.0	69	19168	No
44	GOM_NL__2PRFIN20051030_044526_000000332042_00076_19168_8037.N1	30-OCT-2005 04:45:26	Bright	33.000	60	7Bet UMi	2.0810	3950.0	66	19168	No
45	GOM_NL__2PRFIN20051030_045121_000000362042_00076_19168_8038.N1	30-OCT-2005 04:51:21	Bright	36.000	32	77Eps UMa	1.7630	11000.	72	19168	No
46	GOM_NL__2PRFIN20051030_045236_000000352042_00076_19168_8039.N1	30-OCT-2005 04:52:36	Bright	34.500	39	85Eta UMa	1.8540	24000.	69	19168	No
47	GOM_NL__2PRFIN20051030_045614_000000512042_00076_19168_8040.N1	30-OCT-2005 04:56:14	Bright	51.000	152	12Alp2CVn	2.8900	11000.	102	19168	No
48	GOM_NL__2PRFIN20051030_050337_000000342042_00076_19168_8041.N1	30-OCT-2005 05:03:37	Bright	34.000	62	94Bet Leo	2.1360	9700.0	68	19168	No
49	GOM_NL__2PRFIN20051030_052211_000000402042_00076_19168_8042.N1	30-OCT-2005 05:22:11	Dark	39.500	113	Mu Vel	2.6920	5000.0	79	19168	No
50	GOM_NL__2PRFIN20051030_052552_000000412042_00077_19169_8027.N1	30-OCT-2005 05:25:52	Dark	40.500	91	Kap Vel	2.4900	26000.	81	19169	No
51	GOM_NL__2PRFIN20051030_053928_000000382042_00077_19169_8028.N1	30-OCT-2005 05:39:28	Dark	37.500	143	Alp Hyi	2.8570	7200.0	75	19169	No
52	GOM_NL__2PRFIN20051030_054052_000000432042_00077_19169_8029.N1	30-OCT-2005 05:40:52	Dark	43.000	9	Alp Eri	0.45300	24000.	86	19169	No
53	GOM_NL__2PRFIN20051030_055213_000000452042_00077_19169_8030.N1	30-OCT-2005 05:52:13	Straylight	44.500	52	16Bet Cet	2.0370	4500.0	89	19169	No
54	GOM_NL__2PRFIN20051030_060143_000000362042_00077_19169_8031.N1	30-OCT-2005 06:01:43	Bright	35.500	140	88Gam Peg	2.8340	26000.	71	19169	No
55	GOM_NL__2PRFIN20051030_060535_000000362042_00077_19169_8032.N1	30-OCT-2005 06:05:35	Bright	35.500	58	21Alp And	2.0730	11000.	71	19169	No
56	GOM_NL__2PRFIN20051030_060709_000000352042_00077_19169_8033.N1	30-OCT-2005 06:07:09	Bright	35.000	53	43Bet And	2.0480	3300.0	70	19169	No
57	GOM_NL__2PRFIN20051030_061301_000000372042_00077_19169_8034.N1	30-OCT-2005 06:13:01	Bright	37.000	68	18Alp Cas	2.2250	4500.0	74	19169	No
58	GOM_NL__2PRFIN20051030_061413_000000362042_00077_19169_8035.N1	30-OCT-2005 06:14:13	Bright	35.500	76	27Gam Cas	2.3000	30000.	71	19169	No
59	GOM_NL__2PRFIN20051030_062217_000000372042_00077_19169_8036.N1	30-OCT-2005 06:22:17	Bright	36.500	49	1Alp UMi	1.9900	6300.0	73	19169	No
60	GOM_NL__2PRFIN20051030_062602_000000372042_00077_19169_8037.N1	30-OCT-2005 06:26:02	Bright	37.000	60	7Bet UMi	2.0810	3950.0	74	19169	No
61	GOM_NL__2PRFIN20051030_063157_000000342042_00077_19169_8038.N1	30-OCT-2005 06:31:57	Bright	34.000	32	77Eps UMa	1.7630	11000.	68	19169	No
62	GOM_NL__2PRFIN20051030_063313_000000352042_00077_19169_8039.N1	30-OCT-2005 06:33:13	Bright	35.000	39	85Eta UMa	1.8540	24000.	70	19169	No
63	GOM_NL__2PRFIN20051030_063650_000000412042_00077_19169_8040.N1	30-OCT-2005 06:36:50	Bright	40.500	152	12Alp2CVn	2.8900	11000.	81	19169	No
64	GOM_NL__2PRFIN20051030_064413_000000352042_00077_19169_8041.N1	30-OCT-2005 06:44:13	Bright	34.500	62	94Bet Leo	2.1360	9700.0	69	19169	No
65	GOM_NL__2PRFIN20051030_070248_000000412042_00077_19169_8042.N1	30-OCT-2005 07:02:48	Dark	40.500	113	Mu Vel	2.6920	5000.0	81	19169	No
66	GOM_NL__2PRFIN20051030_070629_000000402042_00078_19170_8047.N1	30-OCT-2005 07:06:29	Dark	40.000	91	Kap Vel	2.4900	26000.	80	19170	No
67	GOM_NL__2PRFIN20051030_072005_000000392042_00078_19170_8048.N1	30-OCT-2005 07:20:05	Dark	39.000	143	Alp Hyi	2.8570	7200.0	78	19170	No
68	GOM_NL__2PRFIN20051030_072128_000000422042_00078_19170_8049.N1	30-OCT-2005 07:21:28	Dark	42.000	9	Alp Eri	0.45300	24000.	84	19170	No
69	GOM_NL__2PRFIN20051030_073249_000000442042_00078_19170_8050.N1	30-OCT-2005 07:32:49	Straylight	44.000	52	16Bet Cet	2.0370	4500.0	88	19170	No
70	GOM_NL__2PRFIN20051030_074219_000000352042_00078_19170_8051.N1	30-OCT-2005 07:42:19	Bright	35.000	140	88Gam Peg	2.8340	26000.	70	19170	No
71	GOM_NL__2PRFIN20051030_074611_000000362042_00078_19170_8052.N1	30-OCT-2005 07:46:11	Bright	35.500	58	21Alp And	2.0730	11000.	71	19170	No
72	GOM_NL__2PRFIN20051030_074745_000000392042_00078_19170_8053.N1	30-OCT-2005 07:47:45	Bright	38.500	53	43Bet And	2.0480	3300.0	77	19170	No
73	GOM_NL__2PRFIN20051030_075337_000000372042_00078_19170_8054.N1	30-OCT-2005 07:53:37	Bright	36.500	68	18Alp Cas	2.2250	4500.0	73	19170	No
74	GOM_NL__2PRFIN20051030_075449_000000362042_00078_19170_8055.N1	30-OCT-2005 07:54:49	Bright	36.000	76	27Gam Cas	2.3000	30000.	72	19170	No
75	GOM_NL__2PRFIN20051030_080253_000000342042_00078_19170_8056.N1	30-OCT-2005 08:02:53	Bright	33.500	49	1Alp UMi	1.9900	6300.0	67	19170	No
76	GOM_NL__2PRFIN20051030_080638_000000362042_00078_19170_8057.N1	30-OCT-2005 08:06:38	Bright	35.500	60	7Bet UMi	2.0810	3950.0	71	19170	No
77	GOM_NL__2PRFIN20051030_081234_000000362042_00078_19170_8058.N1	30-OCT-2005 08:12:34	Bright	35.500	32	77Eps UMa	1.7630	11000.	71	19170	No
78	GOM_NL__2PRFIN20051030_081349_000000352042_00078_19170_8059.N1	30-OCT-2005 08:13:49	Bright	35.000	39	85Eta UMa	1.8540	24000.	70	19170	No
79	GOM_NL__2PRFIN20051030_081726_000000412042_00078_19170_8060.N1	30-OCT-2005 08:17:26	Bright	40.500	152	12Alp2CVn	2.8900	11000.	81	19170	No
80	GOM_NL__2PRFIN20051030_082450_000000342042_00078_19170_8061.N1	30-OCT-2005 08:24:50	Bright	34.000	62	94Bet Leo	2.1360	9700.0	68	19170	No
81	GOM_NL__2PRFIN20051030_084324_000000442042_00078_19170_8062.N1	30-OCT-2005 08:43:24	Dark	44.000	113	Mu Vel	2.6920	5000.0	88	19170	No
82	GOM_NL__2PRFIN20051030_084705_000000382042_00079_19171_8047.N1	30-OCT-2005 08:47:05	Dark	38.000	91	Kap Vel	2.4900	26000.	76	19171	No
83	GOM_NL__2PRFIN20051030_090041_000000362042_00079_19171_8048.N1	30-OCT-2005 09:00:41	Dark	36.000	143	Alp Hyi	2.8570	7200.0	72	19171	No
84	GOM_NL__2PRFIN20051030_090204_000000482042_00079_19171_8049.N1	30-OCT-2005 09:02:04	Dark	48.000	9	Alp Eri	0.45300	24000.	96	19171	No
85	GOM_NL__2PRFIN20051030_091325_000000432042_00079_19171_8050.N1	30-OCT-2005 09:13:25	Straylight	43.000	52	16Bet Cet	2.0370	4500.0	86	19171	No
86	GOM_NL__2PRFIN20051030_092255_000000352042_00079_19171_8051.N1	30-OCT-2005 09:22:55	Bright	34.500	140	88Gam Peg	2.8340	26000.	69	19171	No
87	GOM_NL__2PRFIN20051030_092647_000000362042_00079_19171_8052.N1	30-OCT-2005 09:26:47	Bright	36.000	58	21Alp And	2.0730	11000.	72	19171	No
88	GOM_NL__2PRFIN20051030_092821_000000392042_00079_19171_8053.N1	30-OCT-2005 09:28:21	Bright	38.500	53	43Bet And	2.0480	3300.0	77	19171	No
89	GOM_NL__2PRFIN20051030_093413_000000372042_00079_19171_8054.N1	30-OCT-2005 09:34:13	Bright	37.000	68	18Alp Cas	2.2250	4500.0	74	19171	No
90	GOM_NL__2PRFIN20051030_093525_000000352042_00079_19171_8055.N1	30-OCT-2005 09:35:25	Bright	35.000	76	27Gam Cas	2.3000	30000.	70	19171	No
91	GOM_NL__2PRFIN20051030_094329_000000362042_00079_19171_8056.N1	30-OCT-2005 09:43:29	Bright	36.000	49	1Alp UMi	1.9900	6300.0	72	19171	No
92	GOM_NL__2PRFIN20051030_094715_000000362042_00079_19171_8057.N1	30-OCT-2005 09:47:15	Bright	35.500	60	7Bet UMi	2.0810	3950.0	71	19171	No
93	GOM_NL__2PRFIN20051030_095310_000000332042_00079_19171_8058.N1	30-OCT-2005 09:53:10	Bright	33.000	32	77Eps UMa	1.7630	11000.	66	19171	No
94	GOM_NL__2PRFIN20051030_095425_000000362042_00079_19171_8059.N1	30-OCT-2005 09:54:25	Bright	35.500	39	85Eta UMa	1.8540	24000.	71	19171	No
95	GOM_NL__2PRFIN20051030_100526_000000342042_00079_19171_8060.N1	30-OCT-2005 10:05:26	Bright	34.000	62	94Bet Leo	2.1360	9700.0	68	19171	No
96	GOM_NL__2PRFIN20051030_102400_000000392042_00079_19171_8061.N1	30-OCT-2005 10:24:00	Dark	38.500	113	Mu Vel	2.6920	5000.0	77	19171	No
97	GOM_NL__2PRFIN20051030_102742_000000412042_00080_19172_8047.N1	30-OCT-2005 10:27:42	Dark	41.000	91	Kap Vel	2.4900	26000.	82	19172	No
98	GOM_NL__2PRFIN20051030_104117_000000372042_00080_19172_8048.N1	30-OCT-2005 10:41:17	Dark	37.000	143	Alp Hyi	2.8570	7200.0	74	19172	No
99	GOM_NL__2PRFIN20051030_104240_000000502042_00080_19172_8049.N1	30-OCT-2005 10:42:40	Dark	50.000	9	Alp Eri	0.45300	24000.	100	19172	No
100	GOM_NL__2PRFIN20051030_105401_000000462042_00080_19172_8050.N1	30-OCT-2005 10:54:01	Straylight	45.500	52	16Bet Cet	2.0370	4500.0	91	19172	No
101	GOM_NL__2PRFIN20051030_110331_000000352042_00080_19172_8051.N1	30-OCT-2005 11:03:31	Bright	35.000	140	88Gam Peg	2.8340	26000.	70	19172	No

102	GOM_NL__2PRFIN20051030_110723_000000352042_00080_19172_8052.N1	30-OCT-2005 11:07:23	Bright	35.000	58	21Alp And	2.0730	11000.	70	19172	No
103	GOM_NL__2PRFIN20051030_110857_000000382042_00080_19172_8053.N1	30-OCT-2005 11:08:57	Bright	38.000	53	43Bet And	2.0480	3300.0	76	19172	No
104	GOM_NL__2PRFIN20051030_111449_000000362042_00080_19172_8054.N1	30-OCT-2005 11:14:49	Bright	35.500	68	18Alp Cas	2.2250	4500.0	71	19172	No
105	GOM_NL__2PRFIN20051030_111601_000000362042_00080_19172_8055.N1	30-OCT-2005 11:16:01	Bright	36.000	76	27Gam Cas	2.3000	30000.	72	19172	No
106	GOM_NL__2PRFIN20051030_112405_000000362042_00080_19172_8056.N1	30-OCT-2005 11:24:05	Bright	36.000	49	1Alp UMi	1.9900	6300.0	72	19172	No
107	GOM_NL__2PRFIN20051030_112751_000000372042_00080_19172_8057.N1	30-OCT-2005 11:27:51	Bright	36.500	60	7Bet UMi	2.0810	3950.0	73	19172	No
108	GOM_NL__2PRFIN20051030_113346_000000352042_00080_19172_8058.N1	30-OCT-2005 11:33:46	Bright	34.500	32	77Eps UMa	1.7630	11000.	69	19172	No
109	GOM_NL__2PRFIN20051030_113501_000000352042_00080_19172_8059.N1	30-OCT-2005 11:35:01	Bright	34.500	39	85Eta UMa	1.8540	24000.	69	19172	No
110	GOM_NL__2PRFIN20051030_114602_000000352042_00080_19172_8060.N1	30-OCT-2005 11:46:02	Bright	34.500	62	94Bet Leo	2.1360	9700.0	69	19172	No
111	GOM_NL__2PRFIN20051030_120437_000000422042_00080_19172_8061.N1	30-OCT-2005 12:04:37	Dark	41.500	113	Mu Vel	2.6920	5000.0	83	19172	No
112	GOM_NL__2PRFIN20051030_120818_000000432042_00081_19173_8047.N1	30-OCT-2005 12:08:18	Dark	42.500	91	Kap Vel	2.4900	26000.	85	19173	No
113	GOM_NL__2PRFIN20051030_122153_000000372042_00081_19173_8048.N1	30-OCT-2005 12:21:53	Dark	37.000	143	Alp Hyi	2.8570	7200.0	74	19173	No
114	GOM_NL__2PRFIN20051030_122316_000000442042_00081_19173_8049.N1	30-OCT-2005 12:23:16	Dark	43.500	9	Alp Eri	0.45300	24000.	87	19173	No
115	GOM_NL__2PRFIN20051030_123438_000000422042_00081_19173_8050.N1	30-OCT-2005 12:34:38	Straylight	42.000	52	16Bet Cet	2.0370	4500.0	84	19173	No
116	GOM_NL__2PRFIN20051030_124407_000000352042_00081_19173_8051.N1	30-OCT-2005 12:44:07	Bright	34.500	140	88Gam Peg	2.8340	26000.	69	19173	No
117	GOM_NL__2PRFIN20051030_124759_000000372042_00081_19173_8052.N1	30-OCT-2005 12:47:59	Bright	36.500	58	21Alp And	2.0730	11000.	73	19173	No
118	GOM_NL__2PRFIN20051030_124932_000000392042_00081_19173_8053.N1	30-OCT-2005 12:49:32	Bright	38.500	53	43Bet And	2.0480	3300.0	77	19173	No
119	GOM_NL__2PRFIN20051030_125524_000000362042_00081_19173_8054.N1	30-OCT-2005 12:55:24	Bright	36.000	68	18Alp Cas	2.2250	4500.0	72	19173	No
120	GOM_NL__2PRFIN20051030_125637_000000362042_00081_19173_8055.N1	30-OCT-2005 12:56:37	Bright	35.500	76	27Gam Cas	2.3000	30000.	71	19173	No
121	GOM_NL__2PRFIN20051030_130441_000000362042_00081_19173_8056.N1	30-OCT-2005 13:04:41	Bright	36.000	49	1Alp UMi	1.9900	6300.0	72	19173	No
122	GOM_NL__2PRFIN20051030_130827_000000322042_00081_19173_8057.N1	30-OCT-2005 13:08:27	Bright	32.000	60	7Bet UMi	2.0810	3950.0	64	19173	No
123	GOM_NL__2PRFIN20051030_131422_000000362042_00081_19173_8058.N1	30-OCT-2005 13:14:22	Bright	36.000	32	77Eps UMa	1.7630	11000.	72	19173	No
124	GOM_NL__2PRFIN20051030_131537_000000442042_00081_19173_8059.N1	30-OCT-2005 13:15:37	Bright	43.500	39	85Eta UMa	1.8540	24000.	87	19173	No
125	GOM_NL__2PRFIN20051030_132638_000000352042_00081_19173_8060.N1	30-OCT-2005 13:26:38	Bright	34.500	62	94Bet Leo	2.1360	9700.0	69	19173	No
126	GOM_NL__2PRFIN20051030_134513_000000382042_00081_19173_8061.N1	30-OCT-2005 13:45:13	Dark	38.000	113	Mu Vel	2.6920	5000.0	76	19173	No
127	GOM_NL__2PRFIN20051030_134854_000000392042_00082_19174_8047.N1	30-OCT-2005 13:48:54	Dark	39.000	91	Kap Vel	2.4900	26000.	78	19174	No
128	GOM_NL__2PRFIN20051030_140229_000000372042_00082_19174_8048.N1	30-OCT-2005 14:02:29	Dark	37.000	143	Alp Hyi	2.8570	7200.0	74	19174	No
129	GOM_NL__2PRFIN20051030_140353_000000482042_00082_19174_8049.N1	30-OCT-2005 14:03:53	Dark	47.500	9	Alp Eri	0.45300	24000.	95	19174	No
130	GOM_NL__2PRFIN20051030_141514_000000442042_00082_19174_8050.N1	30-OCT-2005 14:15:14	Straylight	44.000	52	16Bet Cet	2.0370	4500.0	88	19174	No
131	GOM_NL__2PRFIN20051030_142444_000000352042_00082_19174_8051.N1	30-OCT-2005 14:24:44	Bright	35.000	140	88Gam Peg	2.8340	26000.	70	19174	No
132	GOM_NL__2PRFIN20051030_142835_000000362042_00082_19174_8052.N1	30-OCT-2005 14:28:35	Bright	35.500	58	21Alp And	2.0730	11000.	71	19174	No
133	GOM_NL__2PRFIN20051030_143008_000000372042_00082_19174_8053.N1	30-OCT-2005 14:30:08	Bright	36.500	53	43Bet And	2.0480	3300.0	73	19174	No
134	GOM_NL__2PRFIN20051030_143600_000000362042_00082_19174_8054.N1	30-OCT-2005 14:36:00	Bright	35.500	68	18Alp Cas	2.2250	4500.0	71	19174	No
135	GOM_NL__2PRFIN20051030_143713_000000332042_00082_19174_8055.N1	30-OCT-2005 14:37:13	Bright	33.000	76	27Gam Cas	2.3000	30000.	66	19174	No
136	GOM_NL__2PRFIN20051030_144517_000000352042_00082_19174_8056.N1	30-OCT-2005 14:45:17	Bright	35.000	49	1Alp UMi	1.9900	6300.0	70	19174	No
137	GOM_NL__2PRFIN20051030_144903_000000362042_00082_19174_8057.N1	30-OCT-2005 14:49:03	Bright	36.000	60	7Bet UMi	2.0810	3950.0	72	19174	No
138	GOM_NL__2PRFIN20051030_145458_000000352042_00082_19174_8058.N1	30-OCT-2005 14:54:58	Bright	35.000	32	77Eps UMa	1.7630	11000.	70	19174	No
139	GOM_NL__2PRFIN20051030_145613_000000362042_00082_19174_8059.N1	30-OCT-2005 14:56:13	Bright	36.000	39	85Eta UMa	1.8540	24000.	72	19174	No
140	GOM_NL__2PRFIN20051030_145950_000000342042_00082_19174_8060.N1	30-OCT-2005 14:59:50	Bright	33.500	152	12Alp2CVn	2.8900	11000.	67	19174	No
141	GOM_NL__2PRFIN20051030_150714_000000352042_00082_19174_8061.N1	30-OCT-2005 15:07:14	Bright	34.500	62	94Bet Leo	2.1360	9700.0	69	19174	No
142	GOM_NL__2PRFIN20051030_152549_000000442042_00082_19174_8062.N1	30-OCT-2005 15:25:49	Dark	43.500	113	Mu Vel	2.6920	5000.0	87	19174	No
143	GOM_NL__2PRFIN20051030_152931_000000392042_00083_19175_8048.N1	30-OCT-2005 15:29:31	Dark	39.000	91	Kap Vel	2.4900	26000.	78	19175	No
144	GOM_NL__2PRFIN20051030_154305_000000372042_00083_19175_8049.N1	30-OCT-2005 15:43:05	Dark	37.000	143	Alp Hyi	2.8570	7200.0	74	19175	No
145	GOM_NL__2PRFIN20051030_154429_000000442042_00083_19175_8050.N1	30-OCT-2005 15:44:29	Dark	43.500	9	Alp Eri	0.45300	24000.	87	19175	No
146	GOM_NL__2PRFIN20051030_155550_000000432042_00083_19175_8051.N1	30-OCT-2005 15:55:50	Straylight	43.000	52	16Bet Cet	2.0370	4500.0	86	19175	No
147	GOM_NL__2PRFIN20051030_160520_000000362042_00083_19175_8052.N1	30-OCT-2005 16:05:20	Bright	35.500	140	88Gam Peg	2.8340	26000.	71	19175	No
148	GOM_NL__2PRFIN20051030_160911_000000372042_00083_19175_8053.N1	30-OCT-2005 16:09:11	Bright	36.500	58	21Alp And	2.0730	11000.	73	19175	No
149	GOM_NL__2PRFIN20051030_161044_000000362042_00083_19175_8054.N1	30-OCT-2005 16:10:44	Bright	36.000	53	43Bet And	2.0480	3300.0	72	19175	No
150	GOM_NL__2PRFIN20051030_161636_000000372042_00083_19175_8055.N1	30-OCT-2005 16:16:36	Bright	37.000	68	18Alp Cas	2.2250	4500.0	74	19175	No
151	GOM_NL__2PRFIN20051030_161748_000000362042_00083_19175_8056.N1	30-OCT-2005 16:17:48	Bright	36.000	76	27Gam Cas	2.3000	30000.	72	19175	No
152	GOM_NL__2PRFIN20051030_162553_000000362042_00083_19175_8057.N1	30-OCT-2005 16:25:53	Bright	35.500	49	1Alp UMi	1.9900	6300.0	71	19175	No
153	GOM_NL__2PRFIN20051030_162939_000000362042_00083_19175_8058.N1	30-OCT-2005 16:29:39	Bright	35.500	60	7Bet UMi	2.0810	3950.0	71	19175	No
154	GOM_NL__2PRFIN20051030_163534_000000342042_00083_19175_8059.N1	30-OCT-2005 16:35:34	Bright	33.500	32	77Eps UMa	1.7630	11000.	67	19175	No
155	GOM_NL__2PRFIN20051030_163649_000000402042_00083_19175_8060.N1	30-OCT-2005 16:36:49	Bright	39.500	39	85Eta UMa	1.8540	24000.	79	19175	No
156	GOM_NL__2PRFIN20051030_164750_000000352042_00083_19175_8061.N1	30-OCT-2005 16:47:50	Bright	34.500	62	94Bet Leo	2.1360	9700.0	69	19175	No
157	GOM_NL__2PRFIN20051030_170626_000000432042_00083_19175_8062.N1	30-OCT-2005 17:06:26	Dark	42.500	113	Mu Vel	2.6920	5000.0	85	19175	No
158	GOM_NL__2PRFIN20051030_171008_000000402042_00084_19176_8049.N1	30-OCT-2005 17:10:08	Dark	39.500	91	Kap Vel	2.4900	26000.	79	19176	No
159	GOM_NL__2PRFIN20051030_172341_000000372042_00084_19176_8050.N1	30-OCT-2005 17:23:41	Dark	36.500	143	Alp Hyi	2.8570	7200.0	73	19176	No
160	GOM_NL__2PRFIN20051030_172505_000000482042_00084_19176_8051.N1	30-OCT-2005 17:25:05	Dark	47.500	9	Alp Eri	0.45300	24000.	95	19176	No

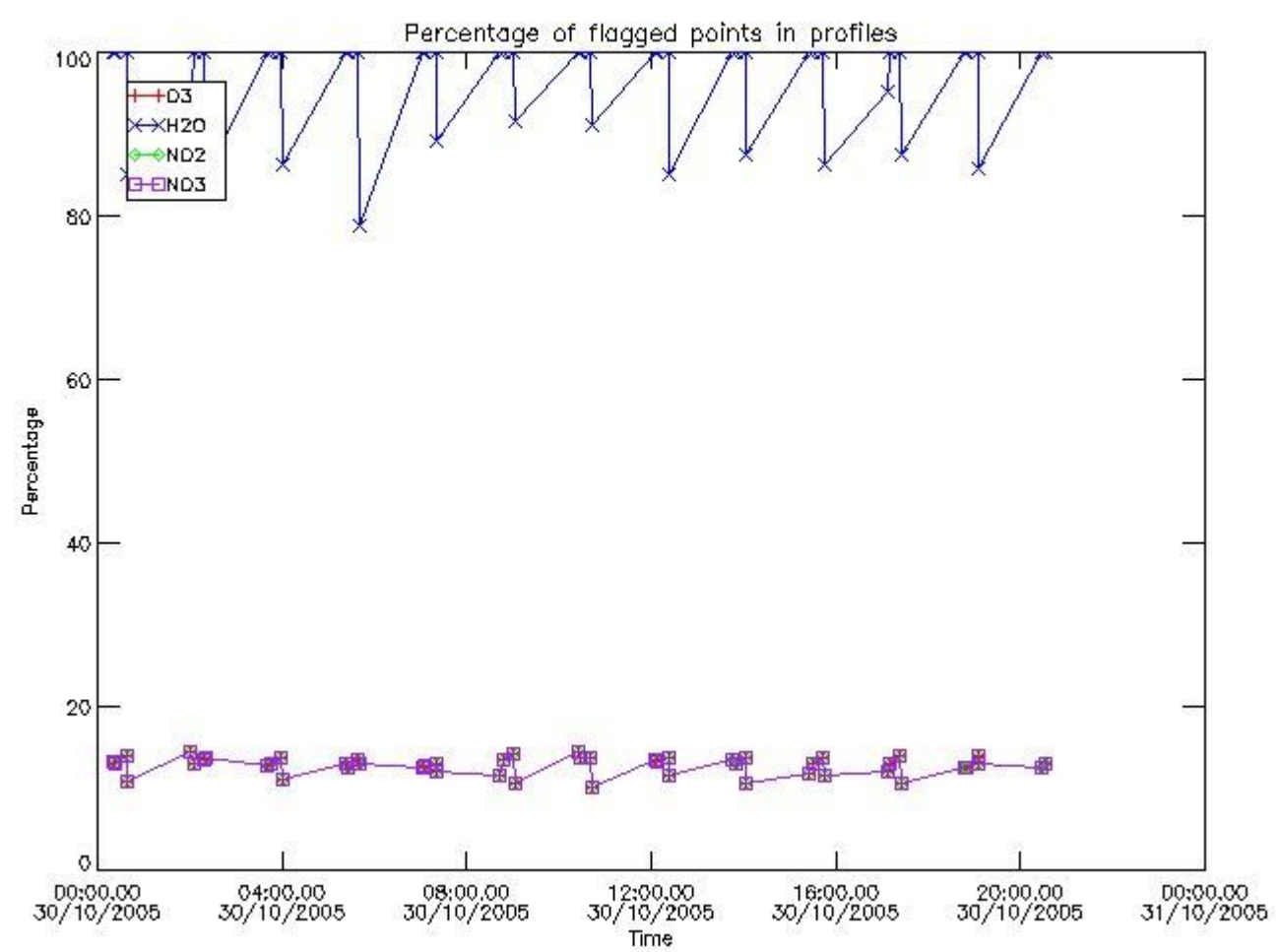


161	GOM_NL__2PRFIN20051030_173626_000000432042_00084_19176_8052.N1	30-OCT-2005 17:36:26	Straylight	43.000	52	16Bet Cet	2.0370	4500.0	86	19176	No
162	GOM_NL__2PRFIN20051030_174556_000000362042_00084_19176_8053.N1	30-OCT-2005 17:45:56	Bright	35.500	140	88Gam Peg	2.8340	26000.	71	19176	No
163	GOM_NL__2PRFIN20051030_174948_000000372042_00084_19176_8054.N1	30-OCT-2005 17:49:48	Bright	36.500	58	21Alp And	2.0730	11000.	73	19176	No
164	GOM_NL__2PRFIN20051030_175120_000000392042_00084_19176_8055.N1	30-OCT-2005 17:51:20	Bright	39.000	53	43Bet And	2.0480	3300.0	78	19176	No
165	GOM_NL__2PRFIN20051030_175712_000000362042_00084_19176_8056.N1	30-OCT-2005 17:57:12	Bright	35.500	68	18Alp Cas	2.2250	4500.0	71	19176	No
166	GOM_NL__2PRFIN20051030_175824_000000372042_00084_19176_8057.N1	30-OCT-2005 17:58:24	Bright	36.500	76	27Gam Cas	2.3000	30000.	73	19176	No
167	GOM_NL__2PRFIN20051030_180629_000000372042_00084_19176_8058.N1	30-OCT-2005 18:06:29	Bright	36.500	49	1Alp UMi	1.9900	6300.0	73	19176	No
168	GOM_NL__2PRFIN20051030_181015_000000372042_00084_19176_8059.N1	30-OCT-2005 18:10:15	Bright	36.500	60	7Bet UMi	2.0810	3950.0	73	19176	No
169	GOM_NL__2PRFIN20051030_181610_000000332042_00084_19176_8060.N1	30-OCT-2005 18:16:10	Bright	32.500	32	77Eps UMa	1.7630	11000.	65	19176	No
170	GOM_NL__2PRFIN20051030_181726_000000342042_00084_19176_8061.N1	30-OCT-2005 18:17:26	Bright	33.500	39	85Eta UMa	1.8540	24000.	67	19176	No
171	GOM_NL__2PRFIN20051030_182103_000000342042_00084_19176_8062.N1	30-OCT-2005 18:21:03	Bright	34.000	152	12Alp2CVn	2.8900	11000.	68	19176	No
172	GOM_NL__2PRFIN20051030_182827_000000352042_00084_19176_8063.N1	30-OCT-2005 18:28:27	Bright	34.500	62	94Bet Leo	2.1360	9700.0	69	19176	No
173	GOM_NL__2PRFIN20051030_184702_000000412042_00084_19176_8064.N1	30-OCT-2005 18:47:02	Dark	40.500	113	Mu Vel	2.6920	5000.0	81	19176	No
174	GOM_NL__2PRFIN20051030_185044_000000412042_00085_19177_8049.N1	30-OCT-2005 18:50:44	Dark	40.500	91	Kap Vel	2.4900	26000.	81	19177	No
175	GOM_NL__2PRFIN20051030_190418_000000372042_00085_19177_8050.N1	30-OCT-2005 19:04:18	Dark	36.500	143	Alp Hyi	2.8570	7200.0	73	19177	No
176	GOM_NL__2PRFIN20051030_190541_000000432042_00085_19177_8051.N1	30-OCT-2005 19:05:41	Dark	43.000	9	Alp Eri	0.45300	24000.	86	19177	No
177	GOM_NL__2PRFIN20051030_191702_000000412042_00085_19177_8052.N1	30-OCT-2005 19:17:02	Straylight	41.000	52	16Bet Cet	2.0370	4500.0	82	19177	No
178	GOM_NL__2PRFIN20051030_192632_000000362042_00085_19177_8053.N1	30-OCT-2005 19:26:32	Bright	35.500	140	88Gam Peg	2.8340	26000.	71	19177	No
179	GOM_NL__2PRFIN20051030_193024_000000372042_00085_19177_8054.N1	30-OCT-2005 19:30:24	Bright	36.500	58	21Alp And	2.0730	11000.	73	19177	No
180	GOM_NL__2PRFIN20051030_193156_000000362042_00085_19177_8055.N1	30-OCT-2005 19:31:56	Bright	35.500	53	43Bet And	2.0480	3300.0	71	19177	No
181	GOM_NL__2PRFIN20051030_193748_000000372042_00085_19177_8056.N1	30-OCT-2005 19:37:48	Bright	36.500	68	18Alp Cas	2.2250	4500.0	73	19177	No
182	GOM_NL__2PRFIN20051030_193900_000000362042_00085_19177_8057.N1	30-OCT-2005 19:39:00	Bright	35.500	76	27Gam Cas	2.3000	30000.	71	19177	No
183	GOM_NL__2PRFIN20051030_194704_000000372042_00085_19177_8058.N1	30-OCT-2005 19:47:04	Bright	36.500	49	1Alp UMi	1.9900	6300.0	73	19177	No
184	GOM_NL__2PRFIN20051030_195051_000000372042_00085_19177_8059.N1	30-OCT-2005 19:50:51	Bright	36.500	60	7Bet UMi	2.0810	3950.0	73	19177	No
185	GOM_NL__2PRFIN20051030_195646_000000352042_00085_19177_8060.N1	30-OCT-2005 19:56:46	Bright	34.500	32	77Eps UMa	1.7630	11000.	69	19177	No
186	GOM_NL__2PRFIN20051030_195802_000000362042_00085_19177_8061.N1	30-OCT-2005 19:58:02	Bright	35.500	39	85Eta UMa	1.8540	24000.	71	19177	No
187	GOM_NL__2PRFIN20051030_200903_000000352042_00085_19177_8062.N1	30-OCT-2005 20:09:03	Bright	34.500	62	94Bet Leo	2.1360	9700.0	69	19177	No
188	GOM_NL__2PRFIN20051030_202739_000000412042_00085_19177_8063.N1	30-OCT-2005 20:27:39	Dark	41.000	113	Mu Vel	2.6920	5000.0	82	19177	No
189	GOM_NL__2PRFIN20051030_203121_000000392042_00086_19178_8049.N1	30-OCT-2005 20:31:21	Dark	38.500	91	Kap Vel	2.4900	26000.	77	19178	No

### 3. Quality information per product

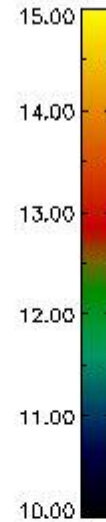
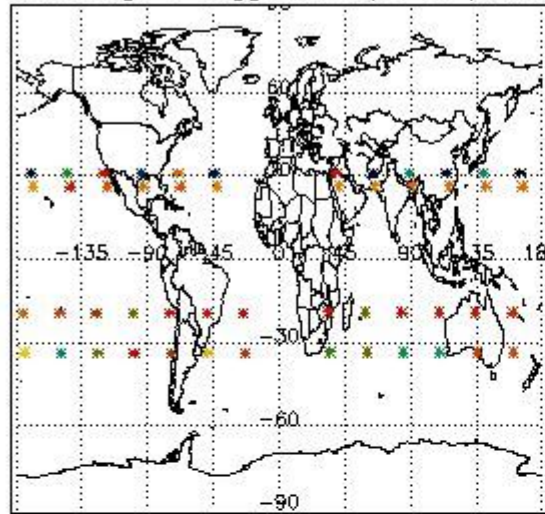
In this section it is plotted some information contained in the Quality Summary data set of the level 2 products. Only products in dark limb conditions and without errors (error flag in the MPH set to "0") are used.

#### 3.1 Plot quality information per product (time dependant)

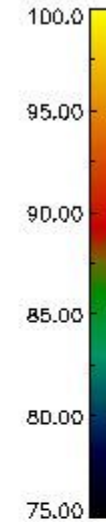
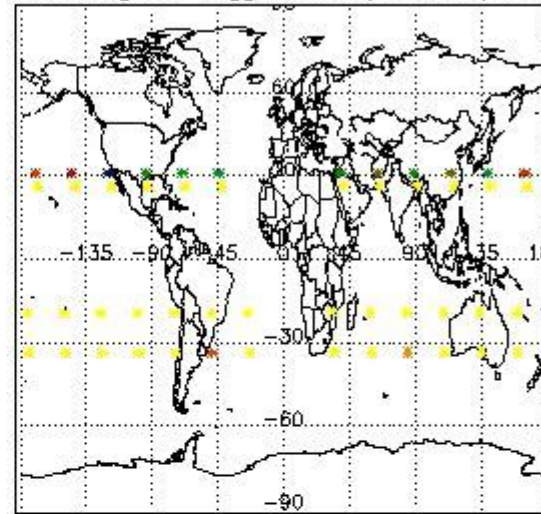


3.2 Plot quality information per product (world map)

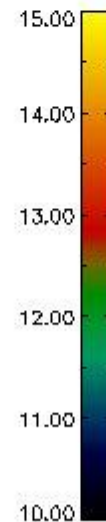
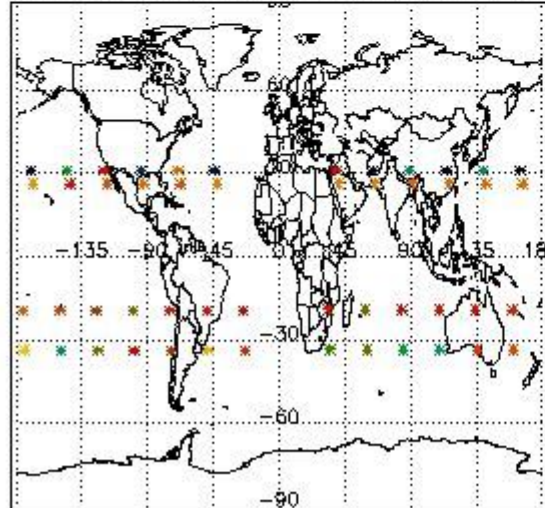
Percentage of flagged data per O3 profile



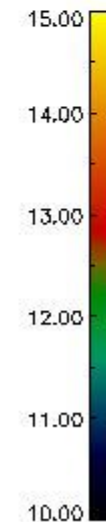
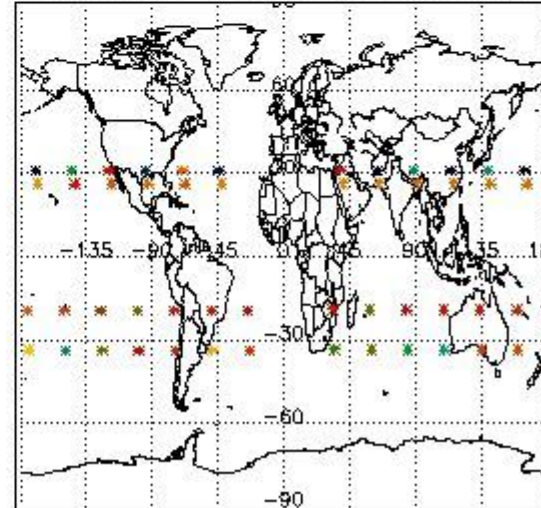
Percentage of flagged data per H2O profile



Percentage of flagged data per NO2 profile



Percentage of flagged data per NO3 profile

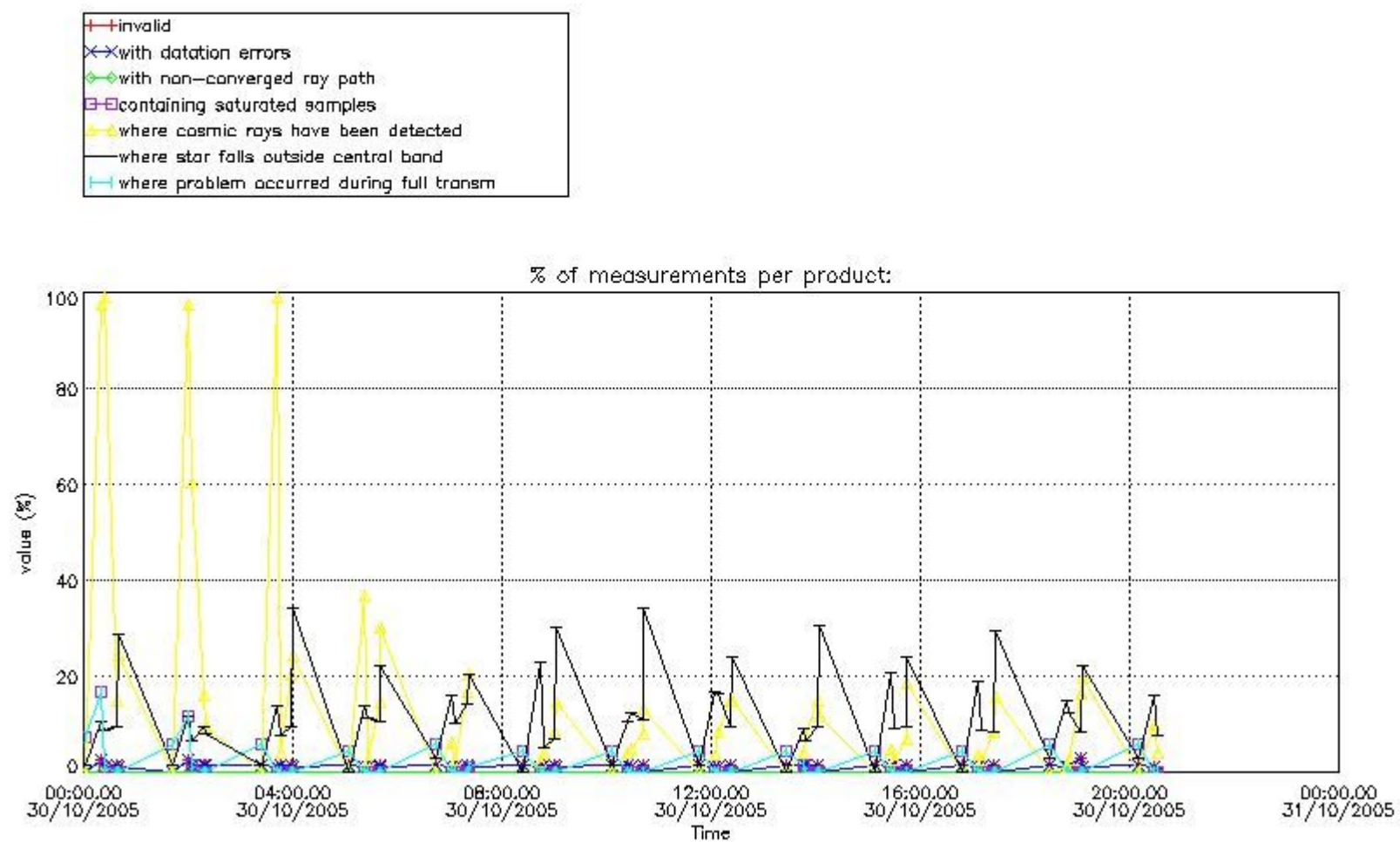


#### 4. Level 1 quality information per product

In this section it is plotted some information contained in the Quality Summary data set of the level 2 products that comes from the level 1b processing. Products without errors (error flag in the MPH set to "0") are used.

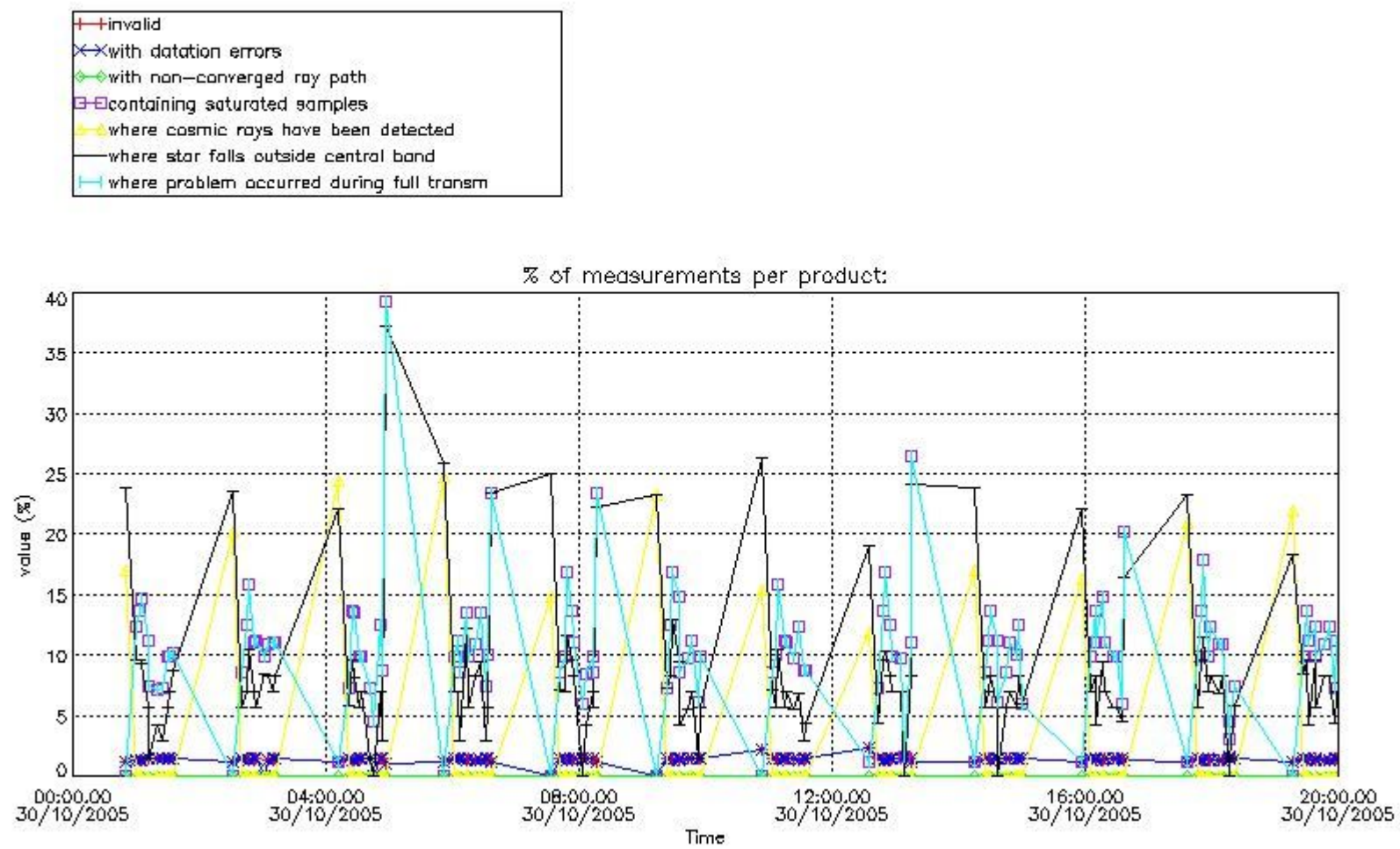
##### 4.1 Plot quality information per product (time dependant) coming from level 1b processing

###### 4.1.1 Plot level 1 quality information per product (time dependant): ENVISAT ASCENDING passes



4.1.2 Plot level 1 quality information per product (time dependant): ENVI SAT DESCENDING passes

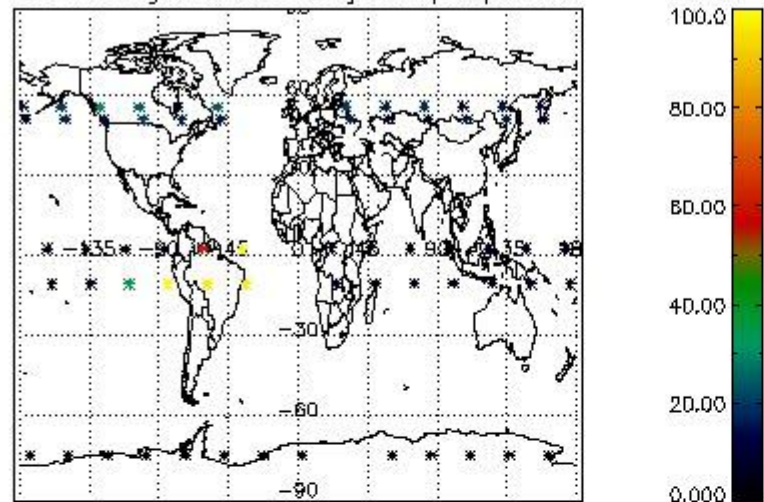




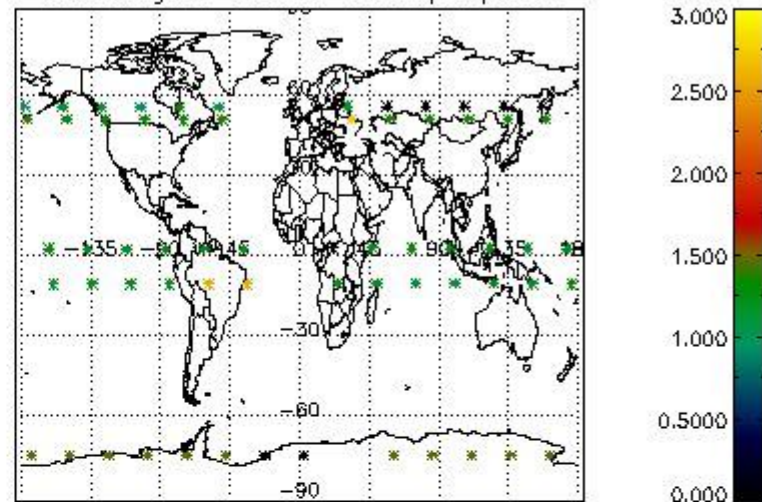
*4.2 Plot quality information per product coming from level 1b processing (world map)*

*4.2.1 Plot level 1 quality information per product (world map): ENVISAT ASCENDING passes*

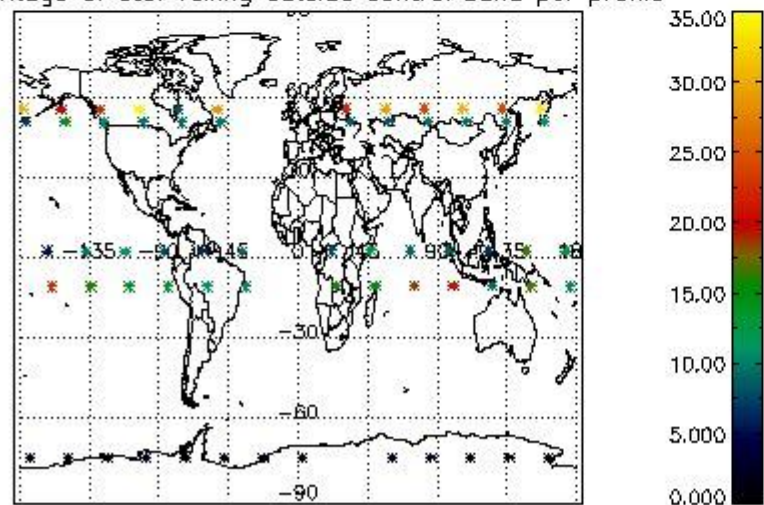
Percentage of cosmic ray hits per profile



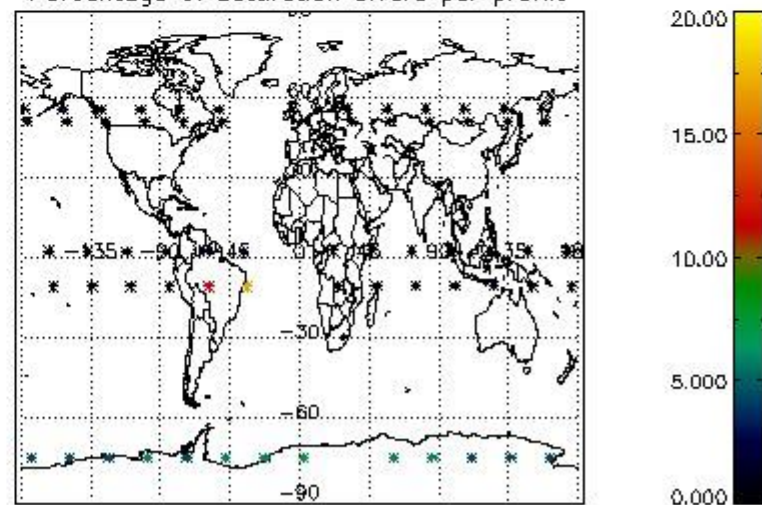
Percentage of datation errors per profile



Percentage of star falling outside central band per profile

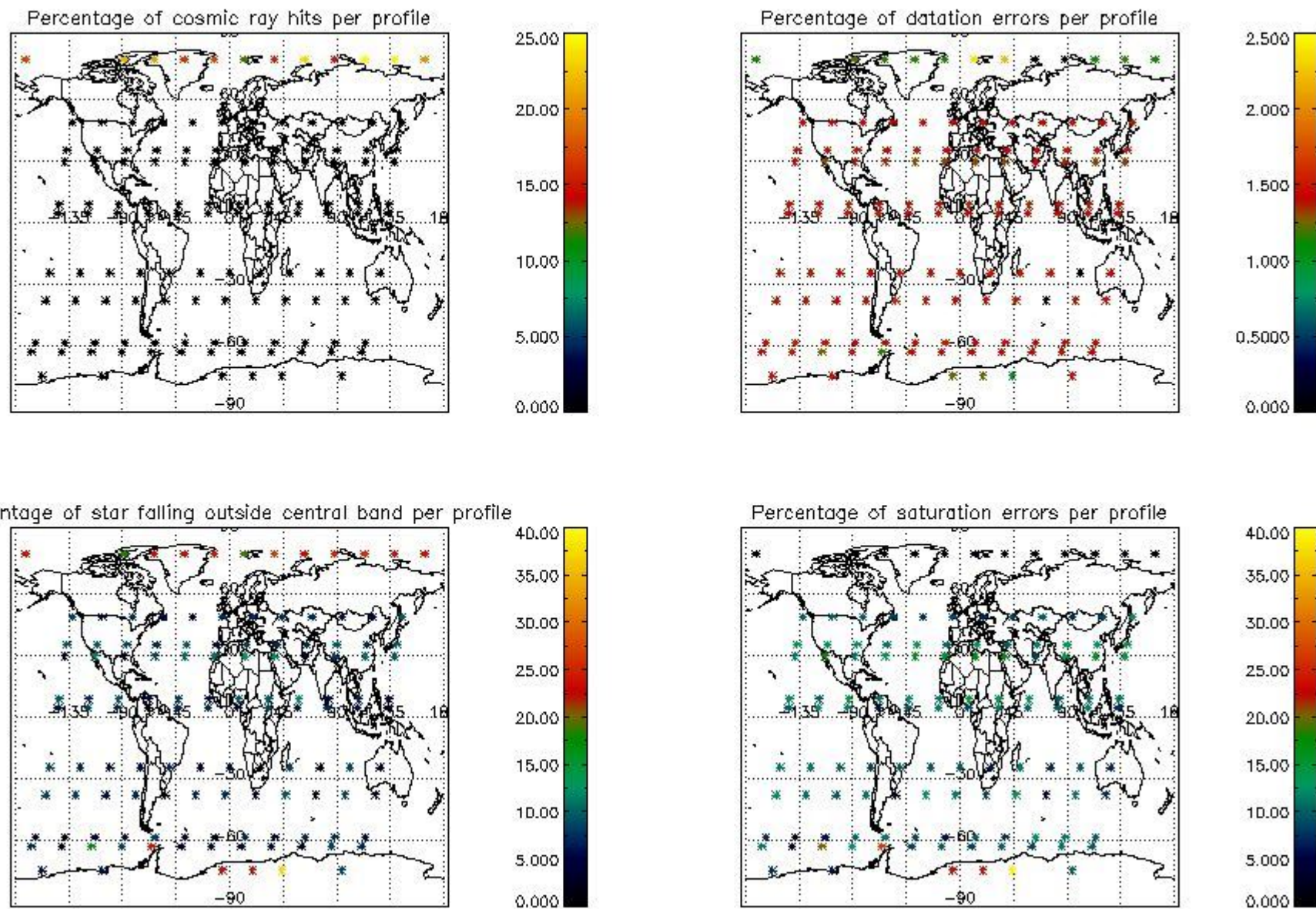


Percentage of saturation errors per profile



4.2.2 Plot level 1 quality information per product (world map): ENVISAT DESCENDING passes





## 5. Trace gas profiles

### 5.1 Ozone statistics based on quality of products

The final quality of the products can be "measured" using the STD (Standard Deviation) attached to every point profile. This information is written to the parameter GOM\_NL\_\_2P/NL\_LOCAL\_SPECIES\_DENSITY/o3\_std of the level 2 products. The table below shows the statistics for given STD ranges.

The statistics are given with respect to the overall valid production:

- Products without fatal errors: GOM\_NL\_\_2P/MPH/PRODUCT\_ERR=0
- Valid point profile: GOM\_NL\_\_2P/NL\_LOCAL\_SPECIES\_DENSITY/pcd(0)=0

The 'Criteria' is applied to valid points of dark limb products:

- Products in dark limb illumination condition: GOM\_NL\_\_2P/NL\_SUMMARY\_QUALITY/obs\_ill\_cond=0
- Products without fatal errors: GOM\_NL\_\_2P/MPH/PRODUCT\_ERR=0
- Valid point profile: GOM\_NL\_\_2P/NL\_LOCAL\_SPECIES\_DENSITY/pcd(0)=0

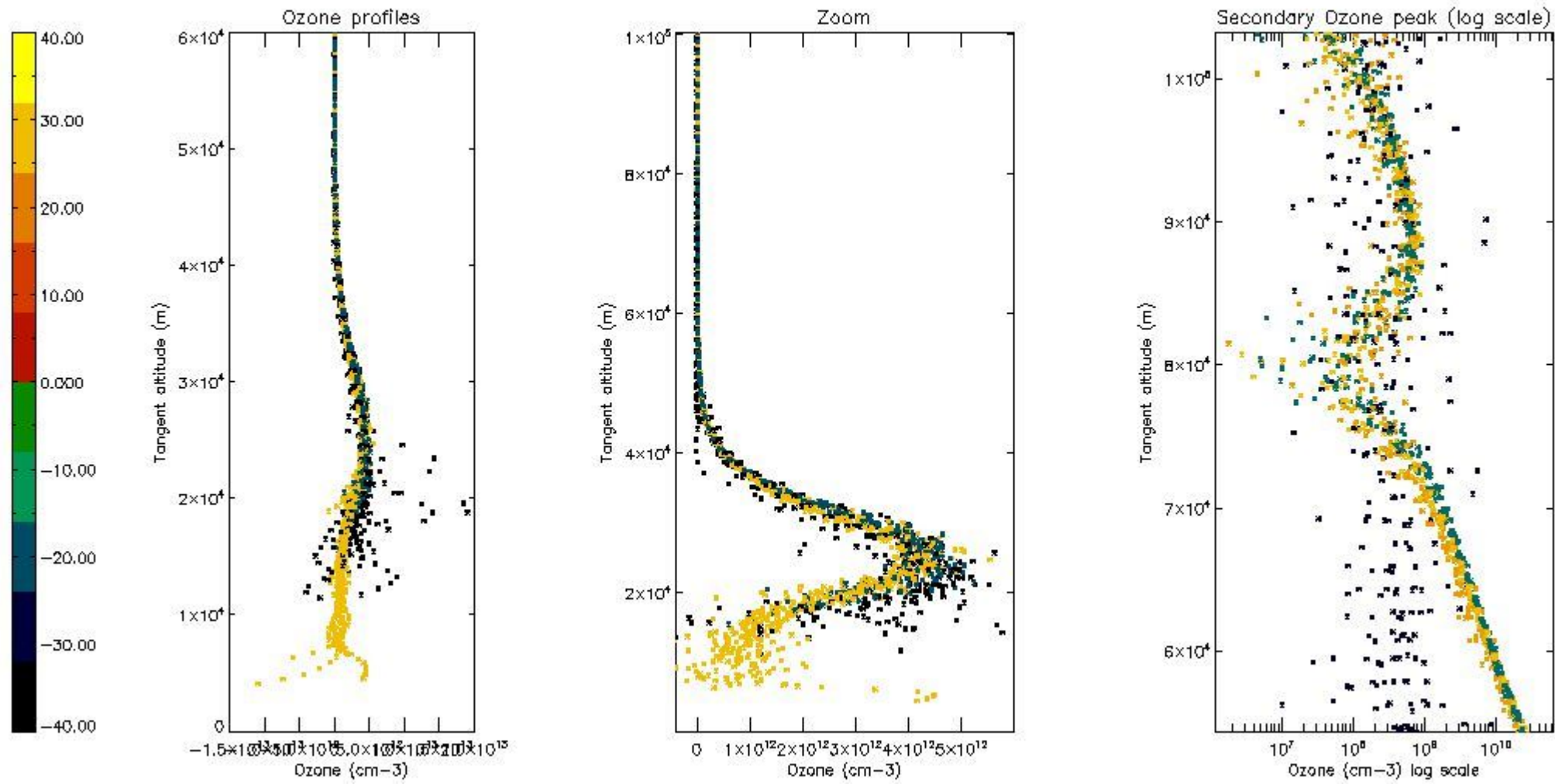
So, the table below shows the percentage of dark limb and valid observations for each criteria with respect to the overall valid daily observations.

Criteria	% of total production
All STD	30
STD < 20	17

STD < 10	13
STD < 5	8

5.2 Plot ozone profiles for all STD (dark without errors)

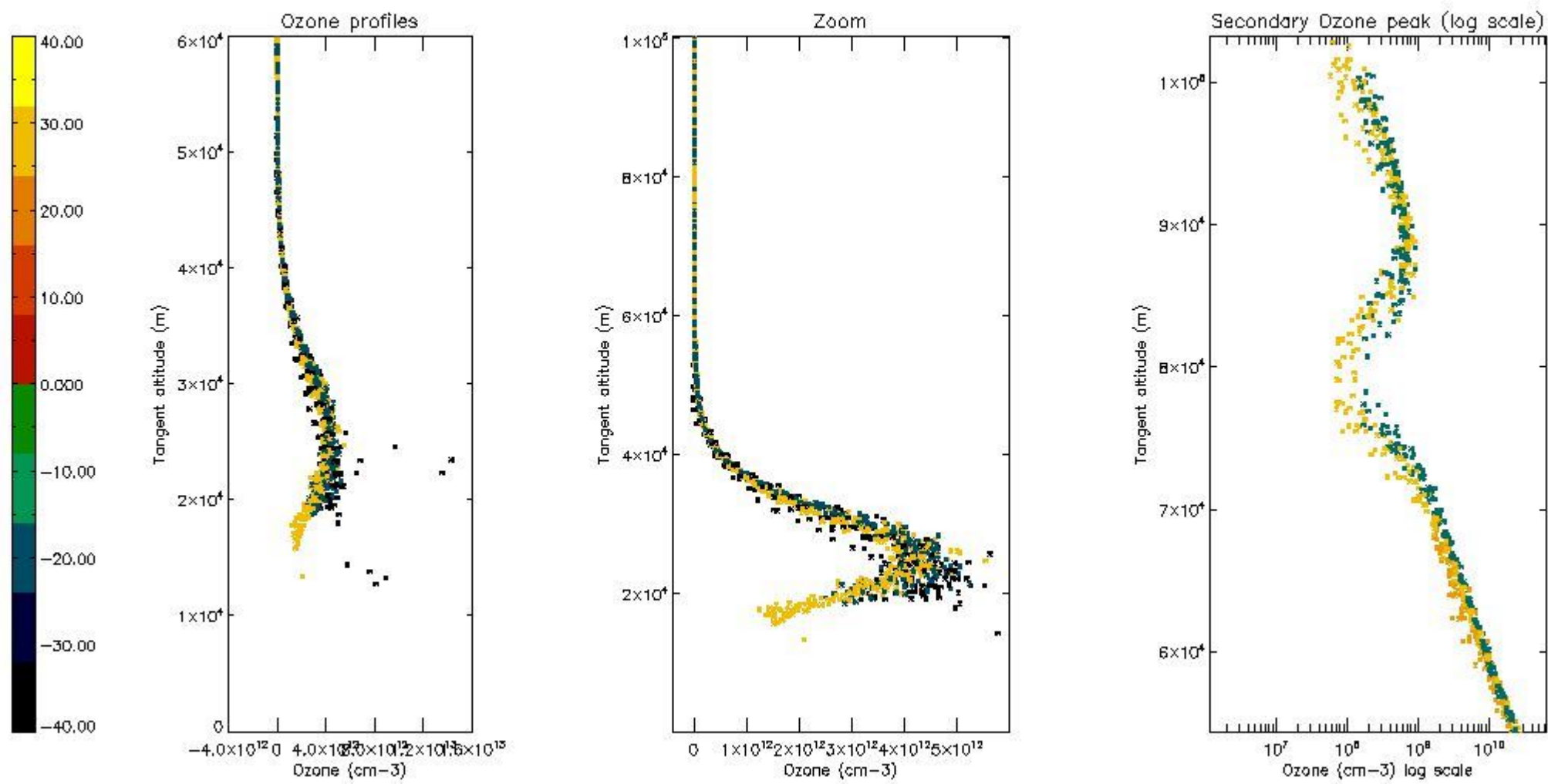
The colorbar represents the latitude.



5.3 Plot ozone profiles where STD < 20% (dark without errors)

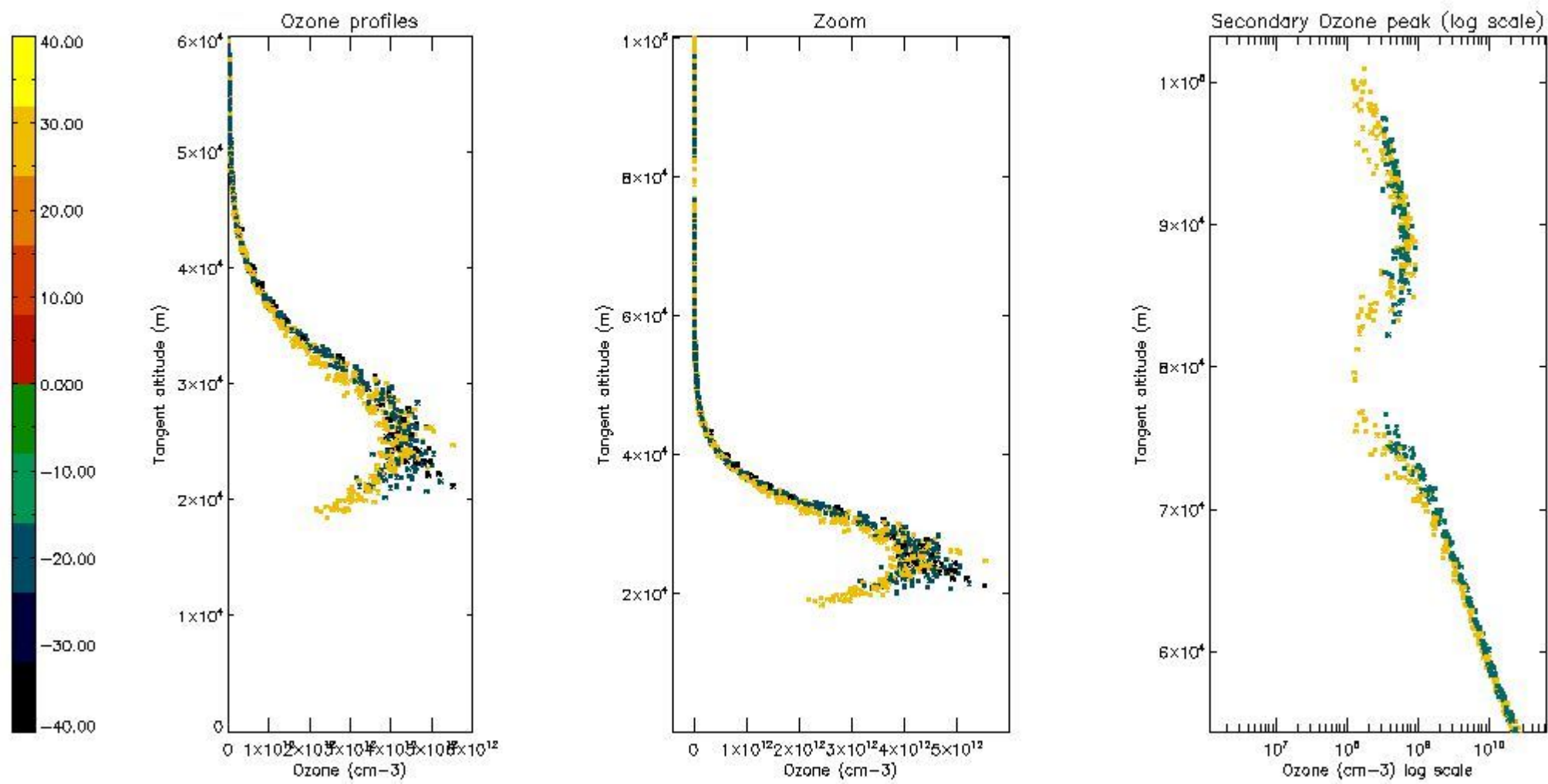
The colorbar represents the latitude.





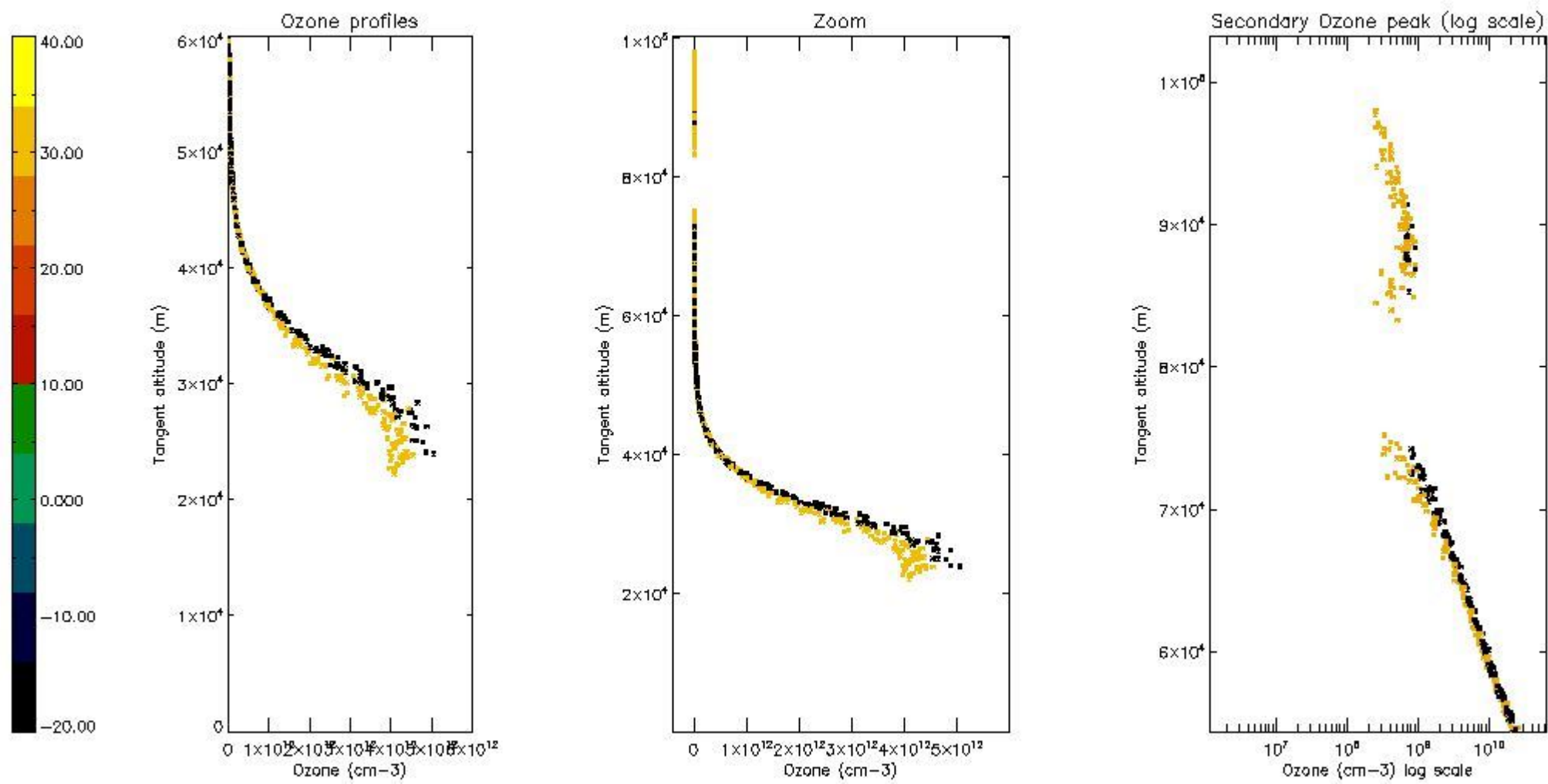
*5.4 Plot ozone profiles where STD < 10% (dark without errors)*

The colorbar represents the latitude.



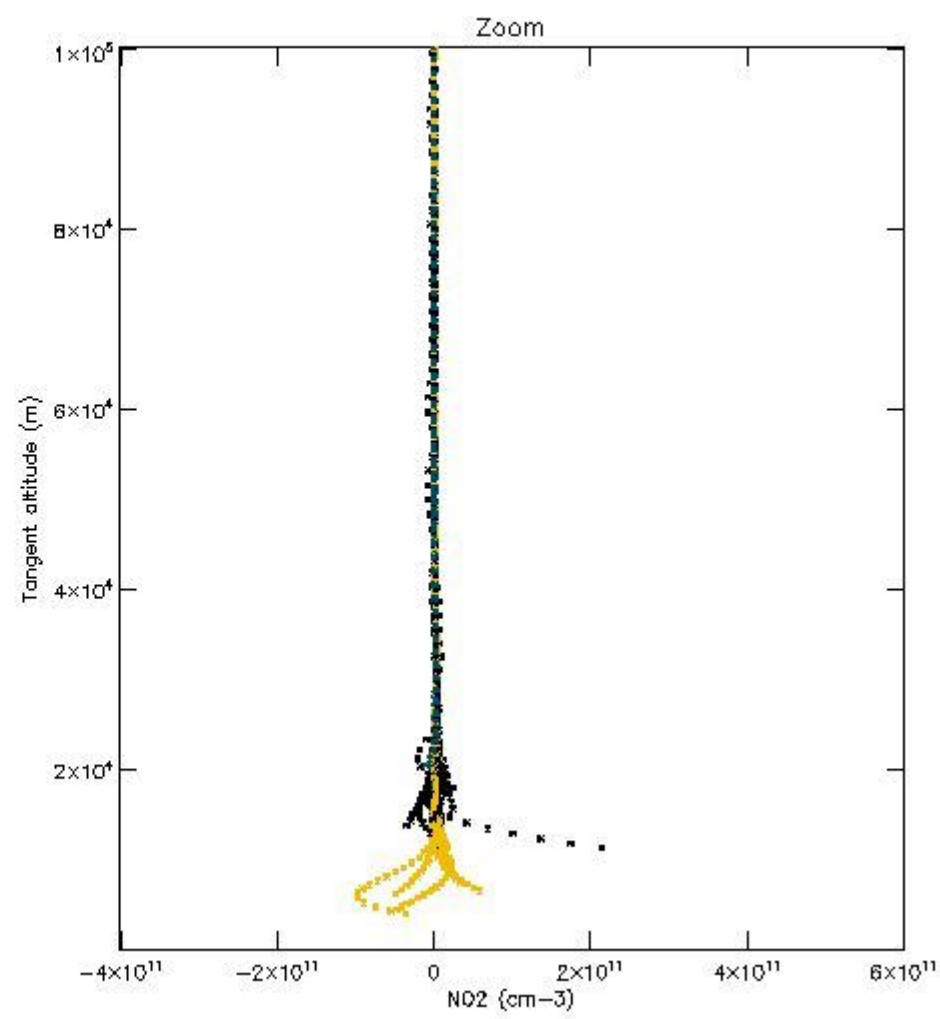
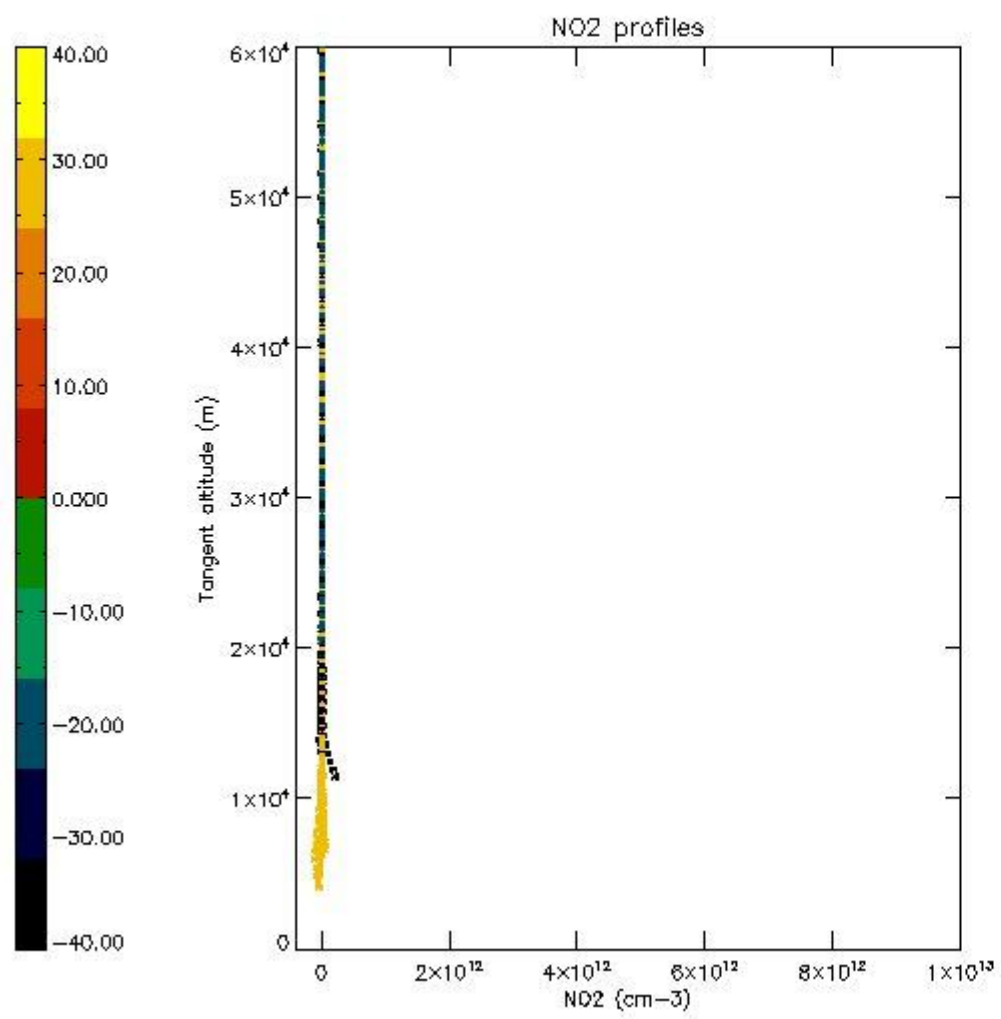
*5.5 Plot ozone profiles where STD < 5% (dark without errors)*

The colorbar represents the latitude.



*5.6 Plot NO<sub>2</sub> profiles for all STD (dark without errors)*

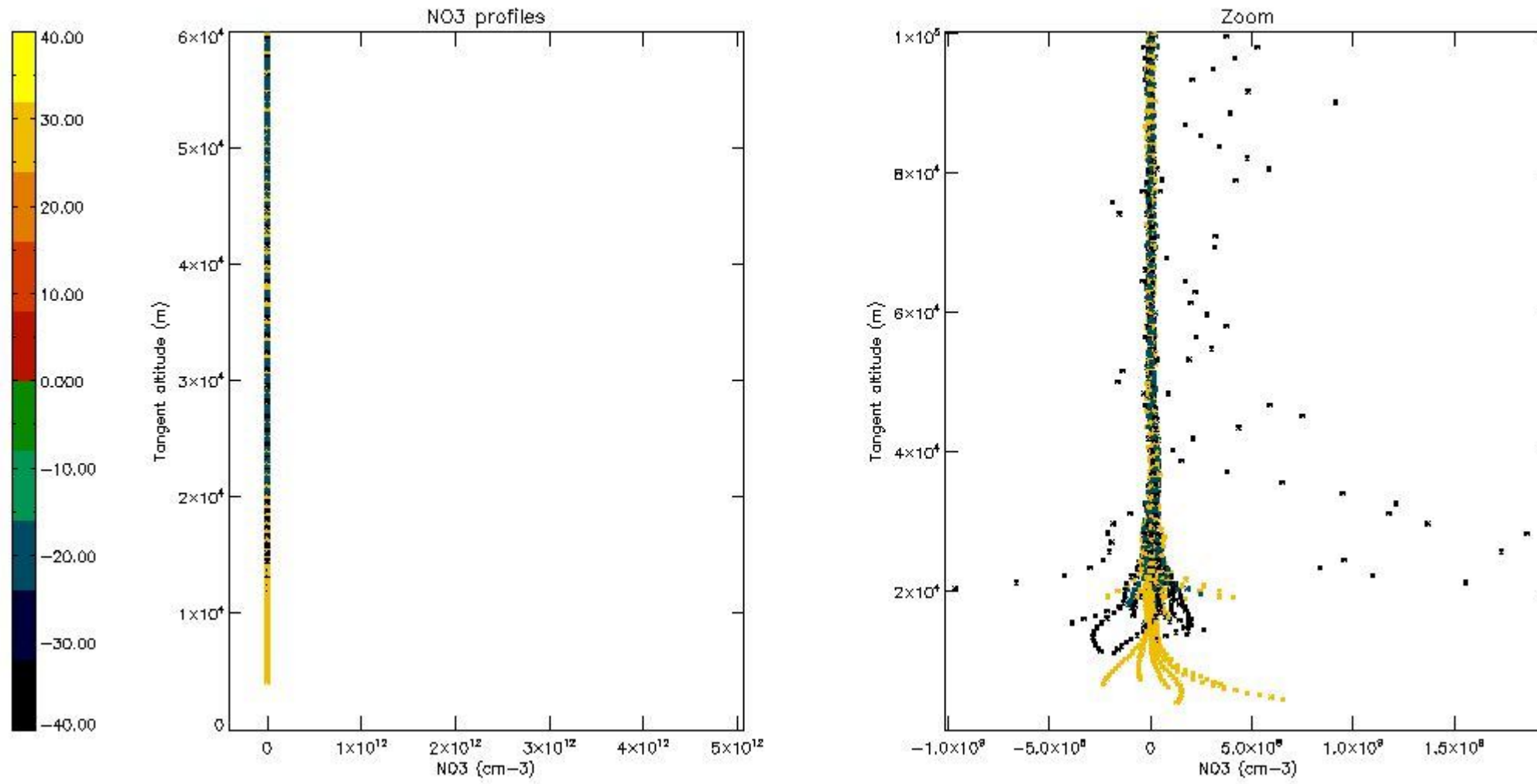
The colorbar represents the latitude.



*5.7 Plot NO3 profiles for all STD (dark without errors)*

The colorbar represents the latitude.





## 6. Auxiliary Data Files used for the production reported in section 2

The number reported in the third column indicates since which file (see list in section 2) the corresponding auxiliary file has been used. The fourth column is the date of those product files.

Type	Auxiliary Filename	Used since product	Used since product date
INST_PHYS_CHARACTERISTICS	GOM_INS_AXVIEC20091111_143220_20030716_120000_20500101_000000	1	30-OCT-2005 00:01:49
LEVEL-2_PROC_CONFIG	GOM_PR2_AXVIEC20091111_152718_20020301_000000_20500101_000000	1	30-OCT-2005 00:01:49
CROSS_SECTIONS_FILE	GOM_CR2_AXVIEC20091111_154832_20020301_000000_20500101_000000	1	30-OCT-2005 00:01:49

# GOMOS Level 2 Daily Report

## SUMMARY

### [1. General Info](#)

### [2. Summary of processed GOM\\_NL\\_2P products](#)

### [3. Level 2 Quality information per product](#)

#### [3.1 Plot of level 2 quality information per product \(time dependant\)](#)

#### [3.2 Plot of level 2 quality information per product \(world map\)](#)

### [4. Level 1 Quality information per product \(stored on level 2 products\)](#)

#### [4.1 Plot of level 1 quality information per product \(time dependant\)](#)

##### [4.1.1 Plot of level 1 quality information per product \(time dependant\): ASCENDING](#)

##### [4.1.2 Plot of level 1 quality information per product \(time dependant\): DESCENDING](#)

#### [4.2 Plot of level 1 quality information per product \(world map\)](#)

##### [4.2.1 Plot of level 1 quality information per product \(world map\): ASCENDING](#)

##### [4.2.2 Plot of level 1 quality information per product \(world map\): DESCENDING](#)

### [5. Ozone profiles based on quality statistics and other trace gas profiles](#)

#### [5.1 Ozone statistics based on quality of products](#)

#### [5.2 Plot ozone profiles for all STD \(dark without errors\)](#)

#### [5.3 Plot ozone profiles where STD < 20% \(dark without errors\)](#)

#### [5.4. Plot ozone profiles where STD < 10% \(dark without errors\)](#)

#### [5.5. Plot ozone profiles where STD < 5% \(dark without errors\)](#)

#### [5.6 Plot NO2 profiles for all STD \(dark without errors\)](#)

#### [5.7 Plot NO3 profiles for all STD \(dark without errors\)](#)

#### [5.8 Plot H2O profiles \(only for occultations of stars 1,2,3,4,13,14,16,26,63 dark without errors\) for all STD](#)

### [6. Auxiliary Data Files used for the production reported in section 2](#)

This report presents the daily analysis on parameters extracted from GOMOS level 2 data (GOM\_NL\_\_2P). It is intended to monitor some important parameters that will impact the quality of these products. A list of level 2 products (and content) that have arrived during the reporting day to the PCF is also given.

Item	Value
Time of report generation	18APR2013 12:09:34
Data source version	GOMOS/6.01
Start time of products	30-10-2005 (30OCT2005 00:00:00)
Stop time of products	31-10-2005 (31OCT2005 00:00:00)
Store outputs in DB	Yes
Nb of level 2 prods	189
Nb of prods with errors	0

## 2. Summary of processed GOM\_NL\_\_2P products.

Nr	Filename	UTC Start time	Limb	Duration	Star Id	Star Name	Star Mag	Star Temp	Nb Meas	Orbit	Prod. error
1	GOM_NL__2PRFIN20051030_000149_000000342042_00073_19165_8041.N1	30-OCT-2005 00:01:49	Bright	34.000	62	94Bet Leo	2.1360	9700.0	68	19165	No
2	GOM_NL__2PRFIN20051030_002022_000000392042_00073_19165_8042.N1	30-OCT-2005 00:20:22	Dark	38.500	113	Mu Vel	2.6920	5000.0	77	19165	No
3	GOM_NL__2PRFIN20051030_002403_000000402042_00074_19166_8027.N1	30-OCT-2005 00:24:03	Dark	39.500	91	Kap Vel	2.4900	26000.	79	19166	No
4	GOM_NL__2PRFIN20051030_003740_000000372042_00074_19166_8028.N1	30-OCT-2005 00:37:40	Dark	36.500	143	Alp Hyi	2.8570	7200.0	73	19166	No
5	GOM_NL__2PRFIN20051030_003903_000000472042_00074_19166_8029.N1	30-OCT-2005 00:39:03	Dark	47.000	9	Alp Eri	0.45300	24000.	94	19166	No
6	GOM_NL__2PRFIN20051030_005025_000000442042_00074_19166_8030.N1	30-OCT-2005 00:50:25	Straylight	44.000	52	16Bet Cet	2.0370	4500.0	88	19166	No
7	GOM_NL__2PRFIN20051030_005954_000000372042_00074_19166_8031.N1	30-OCT-2005 00:59:54	Bright	36.500	140	88Gam Peg	2.8340	26000.	73	19166	No
8	GOM_NL__2PRFIN20051030_010346_000000372042_00074_19166_8032.N1	30-OCT-2005 01:03:46	Bright	36.500	58	21Alp And	2.0730	11000.	73	19166	No
9	GOM_NL__2PRFIN20051030_010521_000000382042_00074_19166_8033.N1	30-OCT-2005 01:05:21	Bright	37.500	53	43Bet And	2.0480	3300.0	75	19166	No
10	GOM_NL__2PRFIN20051030_011113_000000362042_00074_19166_8034.N1	30-OCT-2005 01:11:13	Bright	35.500	68	18Alp Cas	2.2250	4500.0	71	19166	No
11	GOM_NL__2PRFIN20051030_011225_000000342042_00074_19166_8035.N1	30-OCT-2005 01:12:25	Bright	34.000	76	27Gam Cas	2.3000	30000.	68	19166	No
12	GOM_NL__2PRFIN20051030_012029_000000352042_00074_19166_8036.N1	30-OCT-2005 01:20:29	Bright	35.000	49	1Alp UMi	1.9900	6300.0	70	19166	No
13	GOM_NL__2PRFIN20051030_012414_000000352042_00074_19166_8037.N1	30-OCT-2005 01:24:14	Bright	34.500	60	7Bet UMi	2.0810	3950.0	69	19166	No
14	GOM_NL__2PRFIN20051030_013009_000000362042_00074_19166_8038.N1	30-OCT-2005 01:30:09	Bright	35.500	32	77Eps UMa	1.7630	11000.	71	19166	No
15	GOM_NL__2PRFIN20051030_013124_000000362042_00074_19166_8039.N1	30-OCT-2005 01:31:24	Bright	35.500	39	85Eta UMa	1.8540	24000.	71	19166	No
16	GOM_NL__2PRFIN20051030_013502_000000352042_00074_19166_8040.N1	30-OCT-2005 01:35:02	Bright	34.500	152	12Alp2CVn	2.8900	11000.	69	19166	No
17	GOM_NL__2PRFIN20051030_014225_000000342042_00074_19166_8041.N1	30-OCT-2005 01:42:25	Bright	34.000	62	94Bet Leo	2.1360	9700.0	68	19166	No
18	GOM_NL__2PRFIN20051030_020059_000000392042_00074_19166_8042.N1	30-OCT-2005 02:00:59	Dark	39.000	113	Mu Vel	2.6920	5000.0	78	19166	No
19	GOM_NL__2PRFIN20051030_020439_000000392042_00075_19167_8027.N1	30-OCT-2005 02:04:39	Dark	39.000	91	Kap Vel	2.4900	26000.	78	19167	No
20	GOM_NL__2PRFIN20051030_021816_000000382042_00075_19167_8028.N1	30-OCT-2005 02:18:16	Dark	37.500	143	Alp Hyi	2.8570	7200.0	75	19167	No
21	GOM_NL__2PRFIN20051030_021940_000000372042_00075_19167_8029.N1	30-OCT-2005 02:19:40	Dark	37.000	9	Alp Eri	0.45300	24000.	74	19167	No
22	GOM_NL__2PRFIN20051030_023101_000000452042_00075_19167_8030.N1	30-OCT-2005 02:31:01	Straylight	44.500	52	16Bet Cet	2.0370	4500.0	89	19167	No
23	GOM_NL__2PRFIN20051030_024030_000000352042_00075_19167_8031.N1	30-OCT-2005 02:40:30	Bright	35.000	140	88Gam Peg	2.8340	26000.	70	19167	No
24	GOM_NL__2PRFIN20051030_024422_000000362042_00075_19167_8032.N1	30-OCT-2005 02:44:22	Bright	36.000	58	21Alp And	2.0730	11000.	72	19167	No
25	GOM_NL__2PRFIN20051030_024557_000000382042_00075_19167_8033.N1	30-OCT-2005 02:45:57	Bright	38.000	53	43Bet And	2.0480	3300.0	76	19167	No
26	GOM_NL__2PRFIN20051030_025149_000000362042_00075_19167_8034.N1	30-OCT-2005 02:51:49	Bright	36.000	68	18Alp Cas	2.2250	4500.0	72	19167	No
27	GOM_NL__2PRFIN20051030_025301_000000362042_00075_19167_8035.N1	30-OCT-2005 02:53:01	Bright	35.500	76	27Gam Cas	2.3000	30000.	71	19167	No
28	GOM_NL__2PRFIN20051030_030105_000000362042_00075_19167_8036.N1	30-OCT-2005 03:01:05	Bright	35.500	49	1Alp UMi	1.9900	6300.0	71	19167	No
29	GOM_NL__2PRFIN20051030_030450_000000372042_00075_19167_8037.N1	30-OCT-2005 03:04:50	Bright	36.500	60	7Bet UMi	2.0810	3950.0	73	19167	No
30	GOM_NL__2PRFIN20051030_031045_000000362042_00075_19167_8038.N1	30-OCT-2005 03:10:45	Bright	36.000	32	77Eps UMa	1.7630	11000.	72	19167	No
31	GOM_NL__2PRFIN20051030_031200_000000362042_00075_19167_8039.N1	30-OCT-2005 03:12:00	Bright	36.000	39	85Eta UMa	1.8540	24000.	72	19167	No
32	GOM_NL__2PRFIN20051030_032301_000000352042_00075_19167_8040.N1	30-OCT-2005 03:23:01	Bright	34.500	62	94Bet Leo	2.1360	9700.0	69	19167	No
33	GOM_NL__2PRFIN20051030_034135_000000402042_00075_19167_8041.N1	30-OCT-2005 03:41:35	Dark	40.000	113	Mu Vel	2.6920	5000.0	80	19167	No
34	GOM_NL__2PRFIN20051030_034515_000000392042_00076_19168_8027.N1	30-OCT-2005 03:45:15	Dark	39.000	91	Kap Vel	2.4900	26000.	78	19168	No
35	GOM_NL__2PRFIN20051030_035852_000000372042_00076_19168_8028.N1	30-OCT-2005 03:58:52	Dark	37.000	143	Alp Hyi	2.8570	7200.0	74	19168	No
36	GOM_NL__2PRFIN20051030_040016_000000512042_00076_19168_8029.N1	30-OCT-2005 04:00:16	Dark	51.000	9	Alp Eri	0.45300	24000.	102	19168	No
37	GOM_NL__2PRFIN20051030_041137_000000432042_00076_19168_8030.N1	30-OCT-2005 04:11:37	Straylight	43.000	52	16Bet Cet	2.0370	4500.0	86	19168	No
38	GOM_NL__2PRFIN20051030_042107_000000352042_00076_19168_8031.N1	30-OCT-2005 04:21:07	Bright	34.500	140	88Gam Peg	2.8340	26000.	69	19168	No
39	GOM_NL__2PRFIN20051030_042458_000000372042_00076_19168_8032.N1	30-OCT-2005 04:24:58	Bright	36.500	58	21Alp And	2.0730	11000.	73	19168	No
40	GOM_NL__2PRFIN20051030_042633_000000372042_00076_19168_8033.N1	30-OCT-2005 04:26:33	Bright	37.000	53	43Bet And	2.0480	3300.0	74	19168	No
41	GOM_NL__2PRFIN20051030_043225_000000362042_00076_19168_8034.N1	30-OCT-2005 04:32:25	Bright	35.500	68	18Alp Cas	2.2250	4500.0	71	19168	No
42	GOM_NL__2PRFIN20051030_043337_000000362042_00076_19168_8035.N1	30-OCT-2005 04:33:37	Bright	35.500	76	27Gam Cas	2.3000	30000.	71	19168	No

43	GOM_NL__2PRFIN20051030_044141_000000352042_00076_19168_8036.N1	30-OCT-2005 04:41:41	Bright	34.500	49	1Alp UMi	1.9900	6300.0	69	19168	No
44	GOM_NL__2PRFIN20051030_044526_000000332042_00076_19168_8037.N1	30-OCT-2005 04:45:26	Bright	33.000	60	7Bet UMi	2.0810	3950.0	66	19168	No
45	GOM_NL__2PRFIN20051030_045121_000000362042_00076_19168_8038.N1	30-OCT-2005 04:51:21	Bright	36.000	32	77Eps UMa	1.7630	11000.	72	19168	No
46	GOM_NL__2PRFIN20051030_045236_000000352042_00076_19168_8039.N1	30-OCT-2005 04:52:36	Bright	34.500	39	85Eta UMa	1.8540	24000.	69	19168	No
47	GOM_NL__2PRFIN20051030_045614_000000512042_00076_19168_8040.N1	30-OCT-2005 04:56:14	Bright	51.000	152	12Alp2CVn	2.8900	11000.	102	19168	No
48	GOM_NL__2PRFIN20051030_050337_000000342042_00076_19168_8041.N1	30-OCT-2005 05:03:37	Bright	34.000	62	94Bet Leo	2.1360	9700.0	68	19168	No
49	GOM_NL__2PRFIN20051030_052211_000000402042_00076_19168_8042.N1	30-OCT-2005 05:22:11	Dark	39.500	113	Mu Vel	2.6920	5000.0	79	19168	No
50	GOM_NL__2PRFIN20051030_052552_000000412042_00077_19169_8027.N1	30-OCT-2005 05:25:52	Dark	40.500	91	Kap Vel	2.4900	26000.	81	19169	No
51	GOM_NL__2PRFIN20051030_053928_000000382042_00077_19169_8028.N1	30-OCT-2005 05:39:28	Dark	37.500	143	Alp Hyi	2.8570	7200.0	75	19169	No
52	GOM_NL__2PRFIN20051030_054052_000000432042_00077_19169_8029.N1	30-OCT-2005 05:40:52	Dark	43.000	9	Alp Eri	0.45300	24000.	86	19169	No
53	GOM_NL__2PRFIN20051030_055213_000000452042_00077_19169_8030.N1	30-OCT-2005 05:52:13	Straylight	44.500	52	16Bet Cet	2.0370	4500.0	89	19169	No
54	GOM_NL__2PRFIN20051030_060143_000000362042_00077_19169_8031.N1	30-OCT-2005 06:01:43	Bright	35.500	140	88Gam Peg	2.8340	26000.	71	19169	No
55	GOM_NL__2PRFIN20051030_060535_000000362042_00077_19169_8032.N1	30-OCT-2005 06:05:35	Bright	35.500	58	21Alp And	2.0730	11000.	71	19169	No
56	GOM_NL__2PRFIN20051030_060709_000000352042_00077_19169_8033.N1	30-OCT-2005 06:07:09	Bright	35.000	53	43Bet And	2.0480	3300.0	70	19169	No
57	GOM_NL__2PRFIN20051030_061301_000000372042_00077_19169_8034.N1	30-OCT-2005 06:13:01	Bright	37.000	68	18Alp Cas	2.2250	4500.0	74	19169	No
58	GOM_NL__2PRFIN20051030_061413_000000362042_00077_19169_8035.N1	30-OCT-2005 06:14:13	Bright	35.500	76	27Gam Cas	2.3000	30000.	71	19169	No
59	GOM_NL__2PRFIN20051030_062217_000000372042_00077_19169_8036.N1	30-OCT-2005 06:22:17	Bright	36.500	49	1Alp UMi	1.9900	6300.0	73	19169	No
60	GOM_NL__2PRFIN20051030_062602_000000372042_00077_19169_8037.N1	30-OCT-2005 06:26:02	Bright	37.000	60	7Bet UMi	2.0810	3950.0	74	19169	No
61	GOM_NL__2PRFIN20051030_063157_000000342042_00077_19169_8038.N1	30-OCT-2005 06:31:57	Bright	34.000	32	77Eps UMa	1.7630	11000.	68	19169	No
62	GOM_NL__2PRFIN20051030_063313_000000352042_00077_19169_8039.N1	30-OCT-2005 06:33:13	Bright	35.000	39	85Eta UMa	1.8540	24000.	70	19169	No
63	GOM_NL__2PRFIN20051030_063650_000000412042_00077_19169_8040.N1	30-OCT-2005 06:36:50	Bright	40.500	152	12Alp2CVn	2.8900	11000.	81	19169	No
64	GOM_NL__2PRFIN20051030_064413_000000352042_00077_19169_8041.N1	30-OCT-2005 06:44:13	Bright	34.500	62	94Bet Leo	2.1360	9700.0	69	19169	No
65	GOM_NL__2PRFIN20051030_070248_000000412042_00077_19169_8042.N1	30-OCT-2005 07:02:48	Dark	40.500	113	Mu Vel	2.6920	5000.0	81	19169	No
66	GOM_NL__2PRFIN20051030_070629_000000402042_00078_19170_8047.N1	30-OCT-2005 07:06:29	Dark	40.000	91	Kap Vel	2.4900	26000.	80	19170	No
67	GOM_NL__2PRFIN20051030_072005_000000392042_00078_19170_8048.N1	30-OCT-2005 07:20:05	Dark	39.000	143	Alp Hyi	2.8570	7200.0	78	19170	No
68	GOM_NL__2PRFIN20051030_072128_000000422042_00078_19170_8049.N1	30-OCT-2005 07:21:28	Dark	42.000	9	Alp Eri	0.45300	24000.	84	19170	No
69	GOM_NL__2PRFIN20051030_073249_000000442042_00078_19170_8050.N1	30-OCT-2005 07:32:49	Straylight	44.000	52	16Bet Cet	2.0370	4500.0	88	19170	No
70	GOM_NL__2PRFIN20051030_074219_000000352042_00078_19170_8051.N1	30-OCT-2005 07:42:19	Bright	35.000	140	88Gam Peg	2.8340	26000.	70	19170	No
71	GOM_NL__2PRFIN20051030_074611_000000362042_00078_19170_8052.N1	30-OCT-2005 07:46:11	Bright	35.500	58	21Alp And	2.0730	11000.	71	19170	No
72	GOM_NL__2PRFIN20051030_074745_000000392042_00078_19170_8053.N1	30-OCT-2005 07:47:45	Bright	38.500	53	43Bet And	2.0480	3300.0	77	19170	No
73	GOM_NL__2PRFIN20051030_075337_000000372042_00078_19170_8054.N1	30-OCT-2005 07:53:37	Bright	36.500	68	18Alp Cas	2.2250	4500.0	73	19170	No
74	GOM_NL__2PRFIN20051030_075449_000000362042_00078_19170_8055.N1	30-OCT-2005 07:54:49	Bright	36.000	76	27Gam Cas	2.3000	30000.	72	19170	No
75	GOM_NL__2PRFIN20051030_080253_000000342042_00078_19170_8056.N1	30-OCT-2005 08:02:53	Bright	33.500	49	1Alp UMi	1.9900	6300.0	67	19170	No
76	GOM_NL__2PRFIN20051030_080638_000000362042_00078_19170_8057.N1	30-OCT-2005 08:06:38	Bright	35.500	60	7Bet UMi	2.0810	3950.0	71	19170	No
77	GOM_NL__2PRFIN20051030_081234_000000362042_00078_19170_8058.N1	30-OCT-2005 08:12:34	Bright	35.500	32	77Eps UMa	1.7630	11000.	71	19170	No
78	GOM_NL__2PRFIN20051030_081349_000000352042_00078_19170_8059.N1	30-OCT-2005 08:13:49	Bright	35.000	39	85Eta UMa	1.8540	24000.	70	19170	No
79	GOM_NL__2PRFIN20051030_081726_000000412042_00078_19170_8060.N1	30-OCT-2005 08:17:26	Bright	40.500	152	12Alp2CVn	2.8900	11000.	81	19170	No
80	GOM_NL__2PRFIN20051030_082450_000000342042_00078_19170_8061.N1	30-OCT-2005 08:24:50	Bright	34.000	62	94Bet Leo	2.1360	9700.0	68	19170	No
81	GOM_NL__2PRFIN20051030_084324_000000442042_00078_19170_8062.N1	30-OCT-2005 08:43:24	Dark	44.000	113	Mu Vel	2.6920	5000.0	88	19170	No
82	GOM_NL__2PRFIN20051030_084705_000000382042_00079_19171_8047.N1	30-OCT-2005 08:47:05	Dark	38.000	91	Kap Vel	2.4900	26000.	76	19171	No
83	GOM_NL__2PRFIN20051030_090041_000000362042_00079_19171_8048.N1	30-OCT-2005 09:00:41	Dark	36.000	143	Alp Hyi	2.8570	7200.0	72	19171	No
84	GOM_NL__2PRFIN20051030_090204_000000482042_00079_19171_8049.N1	30-OCT-2005 09:02:04	Dark	48.000	9	Alp Eri	0.45300	24000.	96	19171	No
85	GOM_NL__2PRFIN20051030_091325_000000432042_00079_19171_8050.N1	30-OCT-2005 09:13:25	Straylight	43.000	52	16Bet Cet	2.0370	4500.0	86	19171	No
86	GOM_NL__2PRFIN20051030_092255_000000352042_00079_19171_8051.N1	30-OCT-2005 09:22:55	Bright	34.500	140	88Gam Peg	2.8340	26000.	69	19171	No
87	GOM_NL__2PRFIN20051030_092647_000000362042_00079_19171_8052.N1	30-OCT-2005 09:26:47	Bright	36.000	58	21Alp And	2.0730	11000.	72	19171	No
88	GOM_NL__2PRFIN20051030_092821_000000392042_00079_19171_8053.N1	30-OCT-2005 09:28:21	Bright	38.500	53	43Bet And	2.0480	3300.0	77	19171	No
89	GOM_NL__2PRFIN20051030_093413_000000372042_00079_19171_8054.N1	30-OCT-2005 09:34:13	Bright	37.000	68	18Alp Cas	2.2250	4500.0	74	19171	No
90	GOM_NL__2PRFIN20051030_093525_000000352042_00079_19171_8055.N1	30-OCT-2005 09:35:25	Bright	35.000	76	27Gam Cas	2.3000	30000.	70	19171	No
91	GOM_NL__2PRFIN20051030_094329_000000362042_00079_19171_8056.N1	30-OCT-2005 09:43:29	Bright	36.000	49	1Alp UMi	1.9900	6300.0	72	19171	No
92	GOM_NL__2PRFIN20051030_094715_000000362042_00079_19171_8057.N1	30-OCT-2005 09:47:15	Bright	35.500	60	7Bet UMi	2.0810	3950.0	71	19171	No
93	GOM_NL__2PRFIN20051030_095310_000000332042_00079_19171_8058.N1	30-OCT-2005 09:53:10	Bright	33.000	32	77Eps UMa	1.7630	11000.	66	19171	No
94	GOM_NL__2PRFIN20051030_095425_000000362042_00079_19171_8059.N1	30-OCT-2005 09:54:25	Bright	35.500	39	85Eta UMa	1.8540	24000.	71	19171	No
95	GOM_NL__2PRFIN20051030_100526_000000342042_00079_19171_8060.N1	30-OCT-2005 10:05:26	Bright	34.000	62	94Bet Leo	2.1360	9700.0	68	19171	No
96	GOM_NL__2PRFIN20051030_102400_000000392042_00079_19171_8061.N1	30-OCT-2005 10:24:00	Dark	38.500	113	Mu Vel	2.6920	5000.0	77	19171	No
97	GOM_NL__2PRFIN20051030_102742_000000412042_00080_19172_8047.N1	30-OCT-2005 10:27:42	Dark	41.000	91	Kap Vel	2.4900	26000.	82	19172	No
98	GOM_NL__2PRFIN20051030_104117_000000372042_00080_19172_8048.N1	30-OCT-2005 10:41:17	Dark	37.000	143	Alp Hyi	2.8570	7200.0	74	19172	No
99	GOM_NL__2PRFIN20051030_104240_000000502042_00080_19172_8049.N1	30-OCT-2005 10:42:40	Dark	50.000	9	Alp Eri	0.45300	24000.	100	19172	No
100	GOM_NL__2PRFIN20051030_105401_000000462042_00080_19172_8050.N1	30-OCT-2005 10:54:01	Straylight	45.500	52	16Bet Cet	2.0370	4500.0	91	19172	No
101	GOM_NL__2PRFIN20051030_110331_000000352042_00080_19172_8051.N1	30-OCT-2005 11:03:31	Bright	35.000	140	88Gam Peg	2.8340	26000.	70	19172	No



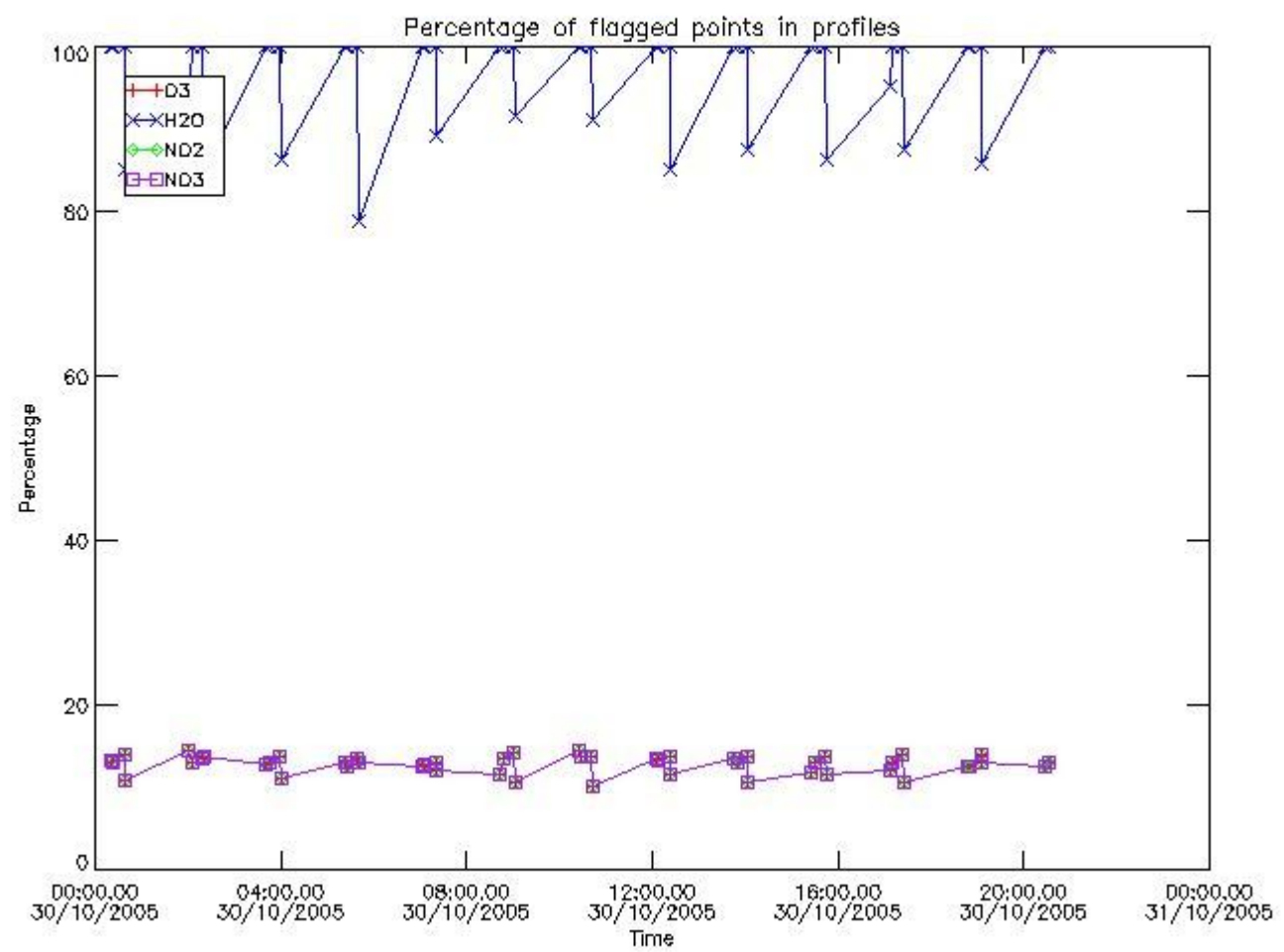
102	GOM_NL__2PRFIN20051030_110723_000000352042_00080_19172_8052.N1	30-OCT-2005 11:07:23	Bright	35.000	58	21Alp And	2.0730	11000.	70	19172	No
103	GOM_NL__2PRFIN20051030_110857_000000382042_00080_19172_8053.N1	30-OCT-2005 11:08:57	Bright	38.000	53	43Bet And	2.0480	3300.0	76	19172	No
104	GOM_NL__2PRFIN20051030_111449_000000362042_00080_19172_8054.N1	30-OCT-2005 11:14:49	Bright	35.500	68	18Alp Cas	2.2250	4500.0	71	19172	No
105	GOM_NL__2PRFIN20051030_111601_000000362042_00080_19172_8055.N1	30-OCT-2005 11:16:01	Bright	36.000	76	27Gam Cas	2.3000	30000.	72	19172	No
106	GOM_NL__2PRFIN20051030_112405_000000362042_00080_19172_8056.N1	30-OCT-2005 11:24:05	Bright	36.000	49	1Alp UMi	1.9900	6300.0	72	19172	No
107	GOM_NL__2PRFIN20051030_112751_000000372042_00080_19172_8057.N1	30-OCT-2005 11:27:51	Bright	36.500	60	7Bet UMi	2.0810	3950.0	73	19172	No
108	GOM_NL__2PRFIN20051030_113346_000000352042_00080_19172_8058.N1	30-OCT-2005 11:33:46	Bright	34.500	32	77Eps UMa	1.7630	11000.	69	19172	No
109	GOM_NL__2PRFIN20051030_113501_000000352042_00080_19172_8059.N1	30-OCT-2005 11:35:01	Bright	34.500	39	85Eta UMa	1.8540	24000.	69	19172	No
110	GOM_NL__2PRFIN20051030_114602_000000352042_00080_19172_8060.N1	30-OCT-2005 11:46:02	Bright	34.500	62	94Bet Leo	2.1360	9700.0	69	19172	No
111	GOM_NL__2PRFIN20051030_120437_000000422042_00080_19172_8061.N1	30-OCT-2005 12:04:37	Dark	41.500	113	Mu Vel	2.6920	5000.0	83	19172	No
112	GOM_NL__2PRFIN20051030_120818_000000432042_00081_19173_8047.N1	30-OCT-2005 12:08:18	Dark	42.500	91	Kap Vel	2.4900	26000.	85	19173	No
113	GOM_NL__2PRFIN20051030_122153_000000372042_00081_19173_8048.N1	30-OCT-2005 12:21:53	Dark	37.000	143	Alp Hyi	2.8570	7200.0	74	19173	No
114	GOM_NL__2PRFIN20051030_122316_000000442042_00081_19173_8049.N1	30-OCT-2005 12:23:16	Dark	43.500	9	Alp Eri	0.45300	24000.	87	19173	No
115	GOM_NL__2PRFIN20051030_123438_000000422042_00081_19173_8050.N1	30-OCT-2005 12:34:38	Straylight	42.000	52	16Bet Cet	2.0370	4500.0	84	19173	No
116	GOM_NL__2PRFIN20051030_124407_000000352042_00081_19173_8051.N1	30-OCT-2005 12:44:07	Bright	34.500	140	88Gam Peg	2.8340	26000.	69	19173	No
117	GOM_NL__2PRFIN20051030_124759_000000372042_00081_19173_8052.N1	30-OCT-2005 12:47:59	Bright	36.500	58	21Alp And	2.0730	11000.	73	19173	No
118	GOM_NL__2PRFIN20051030_124932_000000392042_00081_19173_8053.N1	30-OCT-2005 12:49:32	Bright	38.500	53	43Bet And	2.0480	3300.0	77	19173	No
119	GOM_NL__2PRFIN20051030_125524_000000362042_00081_19173_8054.N1	30-OCT-2005 12:55:24	Bright	36.000	68	18Alp Cas	2.2250	4500.0	72	19173	No
120	GOM_NL__2PRFIN20051030_125637_000000362042_00081_19173_8055.N1	30-OCT-2005 12:56:37	Bright	35.500	76	27Gam Cas	2.3000	30000.	71	19173	No
121	GOM_NL__2PRFIN20051030_130441_000000362042_00081_19173_8056.N1	30-OCT-2005 13:04:41	Bright	36.000	49	1Alp UMi	1.9900	6300.0	72	19173	No
122	GOM_NL__2PRFIN20051030_130827_000000322042_00081_19173_8057.N1	30-OCT-2005 13:08:27	Bright	32.000	60	7Bet UMi	2.0810	3950.0	64	19173	No
123	GOM_NL__2PRFIN20051030_131422_000000362042_00081_19173_8058.N1	30-OCT-2005 13:14:22	Bright	36.000	32	77Eps UMa	1.7630	11000.	72	19173	No
124	GOM_NL__2PRFIN20051030_131537_000000442042_00081_19173_8059.N1	30-OCT-2005 13:15:37	Bright	43.500	39	85Eta UMa	1.8540	24000.	87	19173	No
125	GOM_NL__2PRFIN20051030_132638_000000352042_00081_19173_8060.N1	30-OCT-2005 13:26:38	Bright	34.500	62	94Bet Leo	2.1360	9700.0	69	19173	No
126	GOM_NL__2PRFIN20051030_134513_000000382042_00081_19173_8061.N1	30-OCT-2005 13:45:13	Dark	38.000	113	Mu Vel	2.6920	5000.0	76	19173	No
127	GOM_NL__2PRFIN20051030_134854_000000392042_00082_19174_8047.N1	30-OCT-2005 13:48:54	Dark	39.000	91	Kap Vel	2.4900	26000.	78	19174	No
128	GOM_NL__2PRFIN20051030_140229_000000372042_00082_19174_8048.N1	30-OCT-2005 14:02:29	Dark	37.000	143	Alp Hyi	2.8570	7200.0	74	19174	No
129	GOM_NL__2PRFIN20051030_140353_000000482042_00082_19174_8049.N1	30-OCT-2005 14:03:53	Dark	47.500	9	Alp Eri	0.45300	24000.	95	19174	No
130	GOM_NL__2PRFIN20051030_141514_000000442042_00082_19174_8050.N1	30-OCT-2005 14:15:14	Straylight	44.000	52	16Bet Cet	2.0370	4500.0	88	19174	No
131	GOM_NL__2PRFIN20051030_142444_000000352042_00082_19174_8051.N1	30-OCT-2005 14:24:44	Bright	35.000	140	88Gam Peg	2.8340	26000.	70	19174	No
132	GOM_NL__2PRFIN20051030_142835_000000362042_00082_19174_8052.N1	30-OCT-2005 14:28:35	Bright	35.500	58	21Alp And	2.0730	11000.	71	19174	No
133	GOM_NL__2PRFIN20051030_143008_000000372042_00082_19174_8053.N1	30-OCT-2005 14:30:08	Bright	36.500	53	43Bet And	2.0480	3300.0	73	19174	No
134	GOM_NL__2PRFIN20051030_143600_000000362042_00082_19174_8054.N1	30-OCT-2005 14:36:00	Bright	35.500	68	18Alp Cas	2.2250	4500.0	71	19174	No
135	GOM_NL__2PRFIN20051030_143713_000000332042_00082_19174_8055.N1	30-OCT-2005 14:37:13	Bright	33.000	76	27Gam Cas	2.3000	30000.	66	19174	No
136	GOM_NL__2PRFIN20051030_144517_000000352042_00082_19174_8056.N1	30-OCT-2005 14:45:17	Bright	35.000	49	1Alp UMi	1.9900	6300.0	70	19174	No
137	GOM_NL__2PRFIN20051030_144903_000000362042_00082_19174_8057.N1	30-OCT-2005 14:49:03	Bright	36.000	60	7Bet UMi	2.0810	3950.0	72	19174	No
138	GOM_NL__2PRFIN20051030_145458_000000352042_00082_19174_8058.N1	30-OCT-2005 14:54:58	Bright	35.000	32	77Eps UMa	1.7630	11000.	70	19174	No
139	GOM_NL__2PRFIN20051030_145613_000000362042_00082_19174_8059.N1	30-OCT-2005 14:56:13	Bright	36.000	39	85Eta UMa	1.8540	24000.	72	19174	No
140	GOM_NL__2PRFIN20051030_145950_000000342042_00082_19174_8060.N1	30-OCT-2005 14:59:50	Bright	33.500	152	12Alp2CVn	2.8900	11000.	67	19174	No
141	GOM_NL__2PRFIN20051030_150714_000000352042_00082_19174_8061.N1	30-OCT-2005 15:07:14	Bright	34.500	62	94Bet Leo	2.1360	9700.0	69	19174	No
142	GOM_NL__2PRFIN20051030_152549_000000442042_00082_19174_8062.N1	30-OCT-2005 15:25:49	Dark	43.500	113	Mu Vel	2.6920	5000.0	87	19174	No
143	GOM_NL__2PRFIN20051030_152931_000000392042_00083_19175_8048.N1	30-OCT-2005 15:29:31	Dark	39.000	91	Kap Vel	2.4900	26000.	78	19175	No
144	GOM_NL__2PRFIN20051030_154305_000000372042_00083_19175_8049.N1	30-OCT-2005 15:43:05	Dark	37.000	143	Alp Hyi	2.8570	7200.0	74	19175	No
145	GOM_NL__2PRFIN20051030_154429_000000442042_00083_19175_8050.N1	30-OCT-2005 15:44:29	Dark	43.500	9	Alp Eri	0.45300	24000.	87	19175	No
146	GOM_NL__2PRFIN20051030_155550_000000432042_00083_19175_8051.N1	30-OCT-2005 15:55:50	Straylight	43.000	52	16Bet Cet	2.0370	4500.0	86	19175	No
147	GOM_NL__2PRFIN20051030_160520_000000362042_00083_19175_8052.N1	30-OCT-2005 16:05:20	Bright	35.500	140	88Gam Peg	2.8340	26000.	71	19175	No
148	GOM_NL__2PRFIN20051030_160911_000000372042_00083_19175_8053.N1	30-OCT-2005 16:09:11	Bright	36.500	58	21Alp And	2.0730	11000.	73	19175	No
149	GOM_NL__2PRFIN20051030_161044_000000362042_00083_19175_8054.N1	30-OCT-2005 16:10:44	Bright	36.000	53	43Bet And	2.0480	3300.0	72	19175	No
150	GOM_NL__2PRFIN20051030_161636_000000372042_00083_19175_8055.N1	30-OCT-2005 16:16:36	Bright	37.000	68	18Alp Cas	2.2250	4500.0	74	19175	No
151	GOM_NL__2PRFIN20051030_161748_000000362042_00083_19175_8056.N1	30-OCT-2005 16:17:48	Bright	36.000	76	27Gam Cas	2.3000	30000.	72	19175	No
152	GOM_NL__2PRFIN20051030_162553_000000362042_00083_19175_8057.N1	30-OCT-2005 16:25:53	Bright	35.500	49	1Alp UMi	1.9900	6300.0	71	19175	No
153	GOM_NL__2PRFIN20051030_162939_000000362042_00083_19175_8058.N1	30-OCT-2005 16:29:39	Bright	35.500	60	7Bet UMi	2.0810	3950.0	71	19175	No
154	GOM_NL__2PRFIN20051030_163534_000000342042_00083_19175_8059.N1	30-OCT-2005 16:35:34	Bright	33.500	32	77Eps UMa	1.7630	11000.	67	19175	No
155	GOM_NL__2PRFIN20051030_163649_000000402042_00083_19175_8060.N1	30-OCT-2005 16:36:49	Bright	39.500	39	85Eta UMa	1.8540	24000.	79	19175	No
156	GOM_NL__2PRFIN20051030_164750_000000352042_00083_19175_8061.N1	30-OCT-2005 16:47:50	Bright	34.500	62	94Bet Leo	2.1360	9700.0	69	19175	No
157	GOM_NL__2PRFIN20051030_170626_000000432042_00083_19175_8062.N1	30-OCT-2005 17:06:26	Dark	42.500	113	Mu Vel	2.6920	5000.0	85	19175	No
158	GOM_NL__2PRFIN20051030_171008_000000402042_00084_19176_8049.N1	30-OCT-2005 17:10:08	Dark	39.500	91	Kap Vel	2.4900	26000.	79	19176	No
159	GOM_NL__2PRFIN20051030_172341_000000372042_00084_19176_8050.N1	30-OCT-2005 17:23:41	Dark	36.500	143	Alp Hyi	2.8570	7200.0	73	19176	No
160	GOM_NL__2PRFIN20051030_172505_000000482042_00084_19176_8051.N1	30-OCT-2005 17:25:05	Dark	47.500	9	Alp Eri	0.45300	24000.	95	19176	No

161	GOM_NL__2PRFIN20051030_173626_000000432042_00084_19176_8052.N1	30-OCT-2005 17:36:26	Straylight	43.000	52	16Bet Cet	2.0370	4500.0	86	19176	No
162	GOM_NL__2PRFIN20051030_174556_000000362042_00084_19176_8053.N1	30-OCT-2005 17:45:56	Bright	35.500	140	88Gam Peg	2.8340	26000.	71	19176	No
163	GOM_NL__2PRFIN20051030_174948_000000372042_00084_19176_8054.N1	30-OCT-2005 17:49:48	Bright	36.500	58	21Alp And	2.0730	11000.	73	19176	No
164	GOM_NL__2PRFIN20051030_175120_000000392042_00084_19176_8055.N1	30-OCT-2005 17:51:20	Bright	39.000	53	43Bet And	2.0480	3300.0	78	19176	No
165	GOM_NL__2PRFIN20051030_175712_000000362042_00084_19176_8056.N1	30-OCT-2005 17:57:12	Bright	35.500	68	18Alp Cas	2.2250	4500.0	71	19176	No
166	GOM_NL__2PRFIN20051030_175824_000000372042_00084_19176_8057.N1	30-OCT-2005 17:58:24	Bright	36.500	76	27Gam Cas	2.3000	30000.	73	19176	No
167	GOM_NL__2PRFIN20051030_180629_000000372042_00084_19176_8058.N1	30-OCT-2005 18:06:29	Bright	36.500	49	1Alp UMi	1.9900	6300.0	73	19176	No
168	GOM_NL__2PRFIN20051030_181015_000000372042_00084_19176_8059.N1	30-OCT-2005 18:10:15	Bright	36.500	60	7Bet UMi	2.0810	3950.0	73	19176	No
169	GOM_NL__2PRFIN20051030_181610_000000332042_00084_19176_8060.N1	30-OCT-2005 18:16:10	Bright	32.500	32	77Eps UMa	1.7630	11000.	65	19176	No
170	GOM_NL__2PRFIN20051030_181726_000000342042_00084_19176_8061.N1	30-OCT-2005 18:17:26	Bright	33.500	39	85Eta UMa	1.8540	24000.	67	19176	No
171	GOM_NL__2PRFIN20051030_182103_000000342042_00084_19176_8062.N1	30-OCT-2005 18:21:03	Bright	34.000	152	12Alp2CVn	2.8900	11000.	68	19176	No
172	GOM_NL__2PRFIN20051030_182827_000000352042_00084_19176_8063.N1	30-OCT-2005 18:28:27	Bright	34.500	62	94Bet Leo	2.1360	9700.0	69	19176	No
173	GOM_NL__2PRFIN20051030_184702_000000412042_00084_19176_8064.N1	30-OCT-2005 18:47:02	Dark	40.500	113	Mu Vel	2.6920	5000.0	81	19176	No
174	GOM_NL__2PRFIN20051030_185044_000000412042_00085_19177_8049.N1	30-OCT-2005 18:50:44	Dark	40.500	91	Kap Vel	2.4900	26000.	81	19177	No
175	GOM_NL__2PRFIN20051030_190418_000000372042_00085_19177_8050.N1	30-OCT-2005 19:04:18	Dark	36.500	143	Alp Hyi	2.8570	7200.0	73	19177	No
176	GOM_NL__2PRFIN20051030_190541_000000432042_00085_19177_8051.N1	30-OCT-2005 19:05:41	Dark	43.000	9	Alp Eri	0.45300	24000.	86	19177	No
177	GOM_NL__2PRFIN20051030_191702_000000412042_00085_19177_8052.N1	30-OCT-2005 19:17:02	Straylight	41.000	52	16Bet Cet	2.0370	4500.0	82	19177	No
178	GOM_NL__2PRFIN20051030_192632_000000362042_00085_19177_8053.N1	30-OCT-2005 19:26:32	Bright	35.500	140	88Gam Peg	2.8340	26000.	71	19177	No
179	GOM_NL__2PRFIN20051030_193024_000000372042_00085_19177_8054.N1	30-OCT-2005 19:30:24	Bright	36.500	58	21Alp And	2.0730	11000.	73	19177	No
180	GOM_NL__2PRFIN20051030_193156_000000362042_00085_19177_8055.N1	30-OCT-2005 19:31:56	Bright	35.500	53	43Bet And	2.0480	3300.0	71	19177	No
181	GOM_NL__2PRFIN20051030_193748_000000372042_00085_19177_8056.N1	30-OCT-2005 19:37:48	Bright	36.500	68	18Alp Cas	2.2250	4500.0	73	19177	No
182	GOM_NL__2PRFIN20051030_193900_000000362042_00085_19177_8057.N1	30-OCT-2005 19:39:00	Bright	35.500	76	27Gam Cas	2.3000	30000.	71	19177	No
183	GOM_NL__2PRFIN20051030_194704_000000372042_00085_19177_8058.N1	30-OCT-2005 19:47:04	Bright	36.500	49	1Alp UMi	1.9900	6300.0	73	19177	No
184	GOM_NL__2PRFIN20051030_195051_000000372042_00085_19177_8059.N1	30-OCT-2005 19:50:51	Bright	36.500	60	7Bet UMi	2.0810	3950.0	73	19177	No
185	GOM_NL__2PRFIN20051030_195646_000000352042_00085_19177_8060.N1	30-OCT-2005 19:56:46	Bright	34.500	32	77Eps UMa	1.7630	11000.	69	19177	No
186	GOM_NL__2PRFIN20051030_195802_000000362042_00085_19177_8061.N1	30-OCT-2005 19:58:02	Bright	35.500	39	85Eta UMa	1.8540	24000.	71	19177	No
187	GOM_NL__2PRFIN20051030_200903_000000352042_00085_19177_8062.N1	30-OCT-2005 20:09:03	Bright	34.500	62	94Bet Leo	2.1360	9700.0	69	19177	No
188	GOM_NL__2PRFIN20051030_202739_000000412042_00085_19177_8063.N1	30-OCT-2005 20:27:39	Dark	41.000	113	Mu Vel	2.6920	5000.0	82	19177	No
189	GOM_NL__2PRFIN20051030_203121_000000392042_00086_19178_8049.N1	30-OCT-2005 20:31:21	Dark	38.500	91	Kap Vel	2.4900	26000.	77	19178	No

### 3. Quality information per product

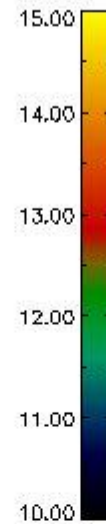
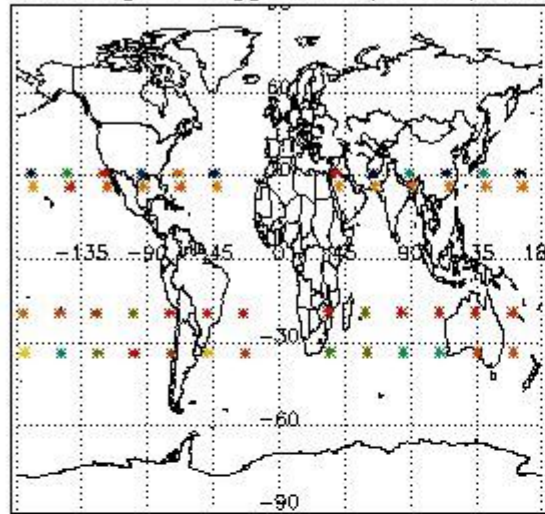
In this section it is plotted some information contained in the Quality Summary data set of the level 2 products. Only products in dark limb conditions and without errors (error flag in the MPH set to "0") are used.

#### 3.1 Plot quality information per product (time dependant)

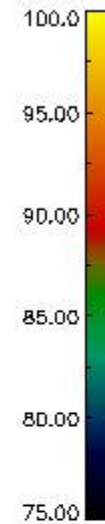
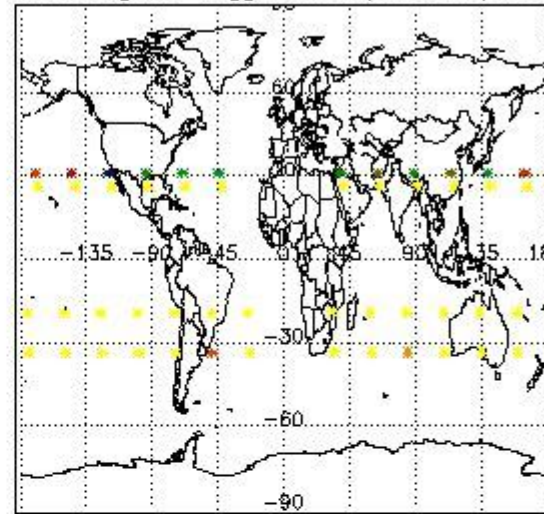


*3.2 Plot quality information per product (world map)*

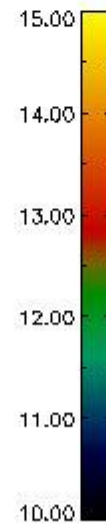
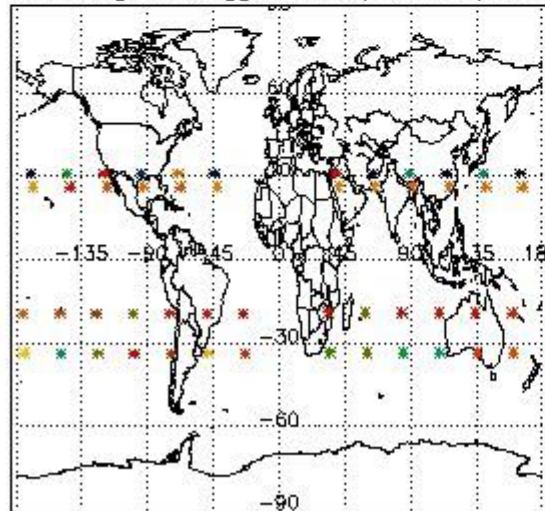
Percentage of flagged data per O3 profile



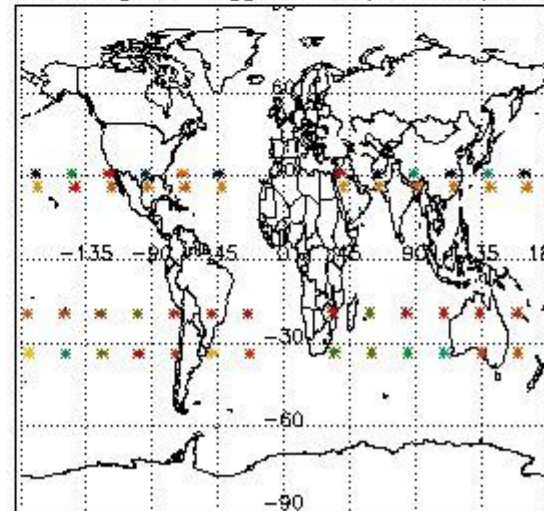
Percentage of flagged data per H2O profile



Percentage of flagged data per NO2 profile



Percentage of flagged data per NO3 profile



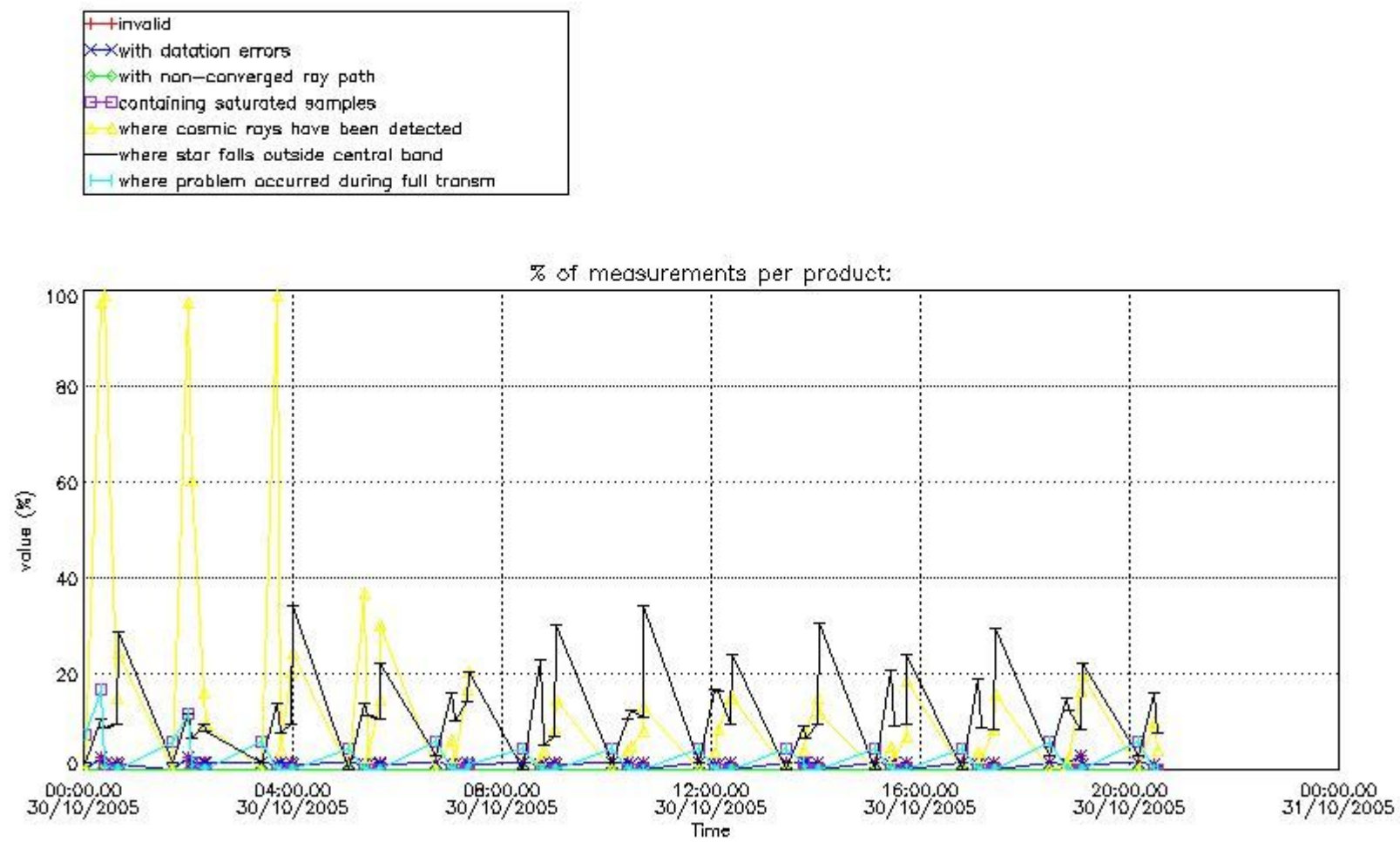
#### 4. Level 1 quality information per product

In this section it is plotted some information contained in the Quality Summary data set of the level 2 products that comes from the level 1b processing. Products without errors (error flag in the MPH set to "0") are used.

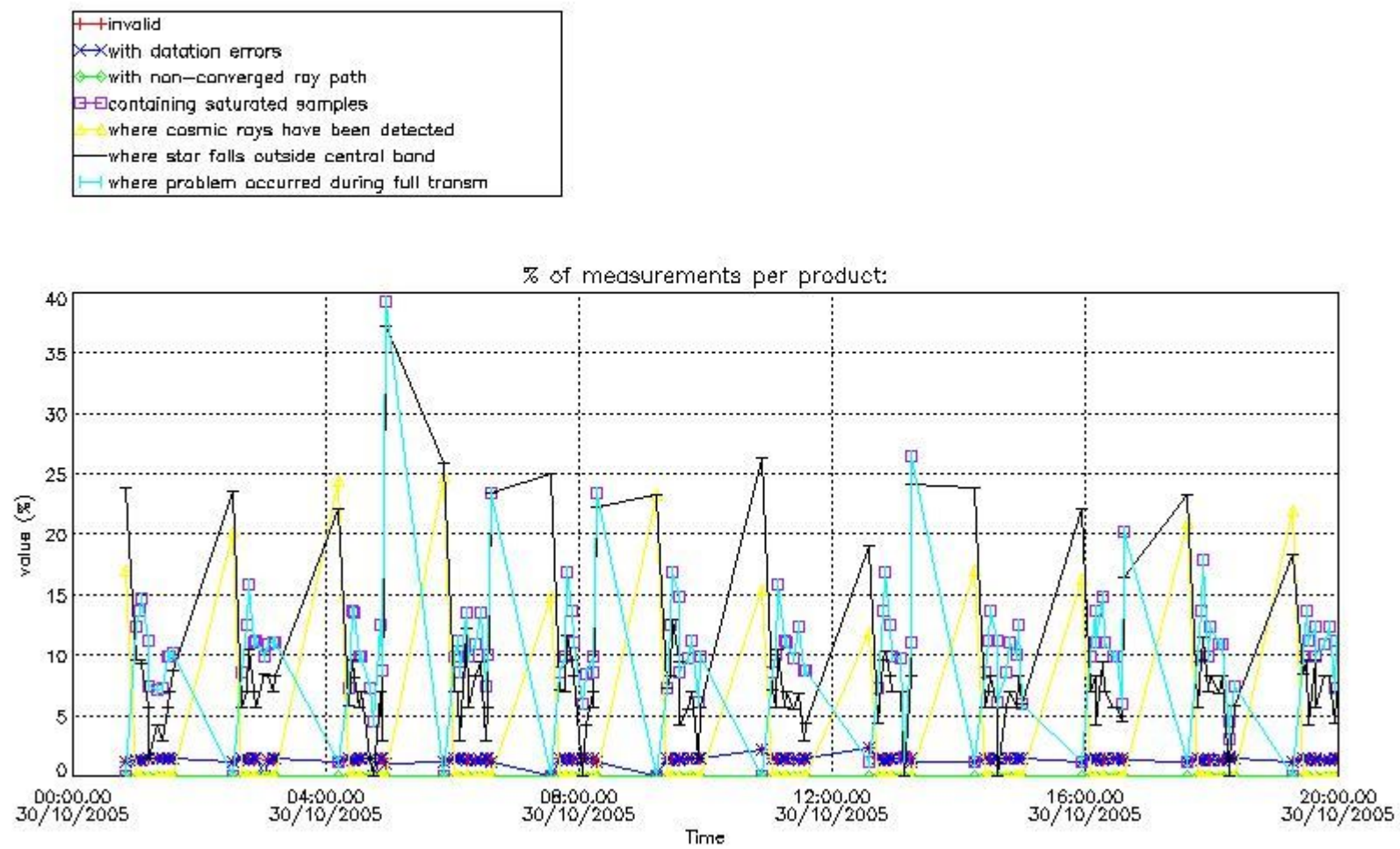
##### 4.1 Plot quality information per product (time dependant) coming from level 1b processing

###### 4.1.1 Plot level 1 quality information per product (time dependant): ENVISAT ASCENDING passes





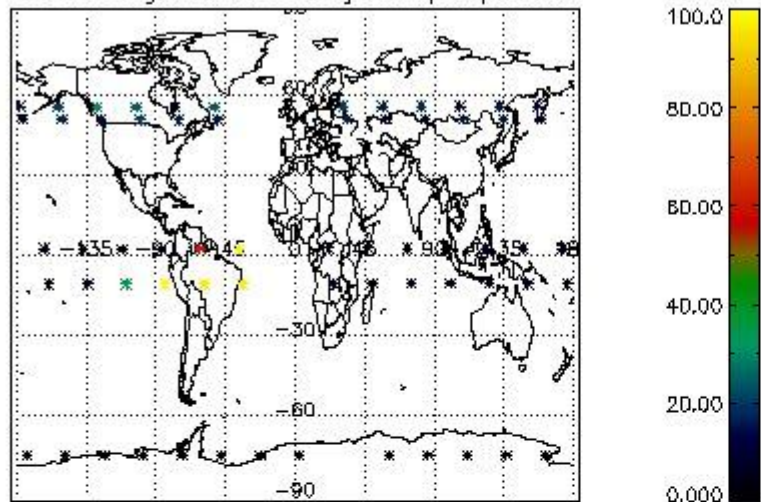
4.1.2 Plot level 1 quality information per product (time dependant): ENVI SAT DESCENDING passes



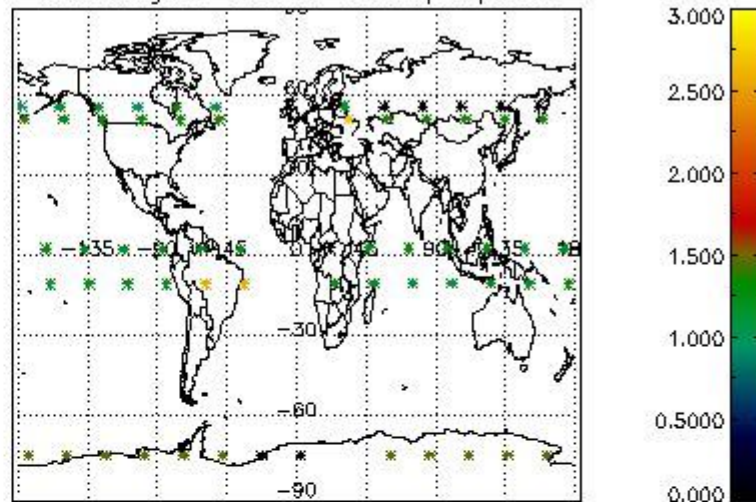
*4.2 Plot quality information per product coming from level 1b processing (world map)*

*4.2.1 Plot level 1 quality information per product (world map): ENVISAT ASCENDING passes*

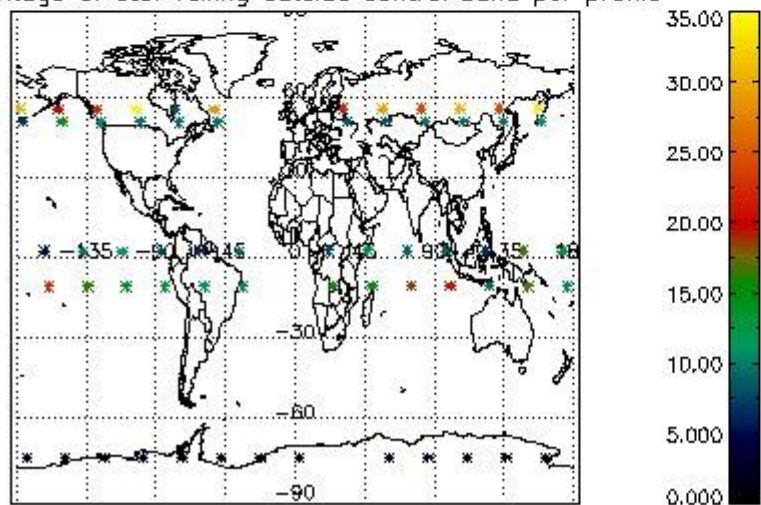
Percentage of cosmic ray hits per profile



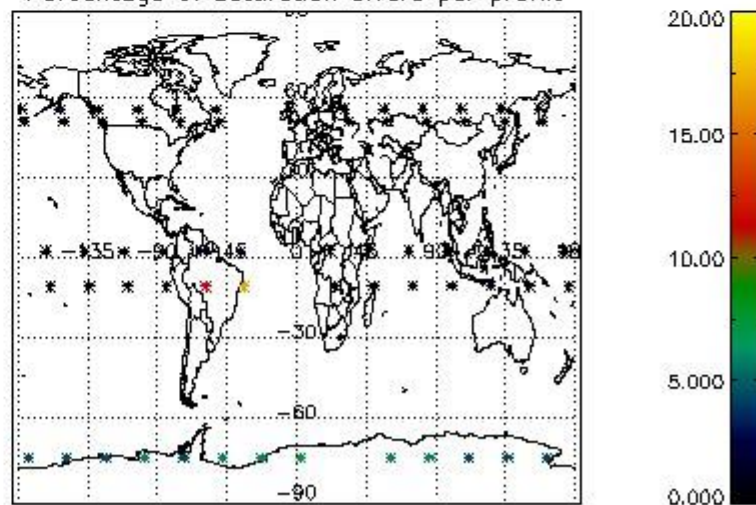
Percentage of datation errors per profile



Percentage of star falling outside central band per profile

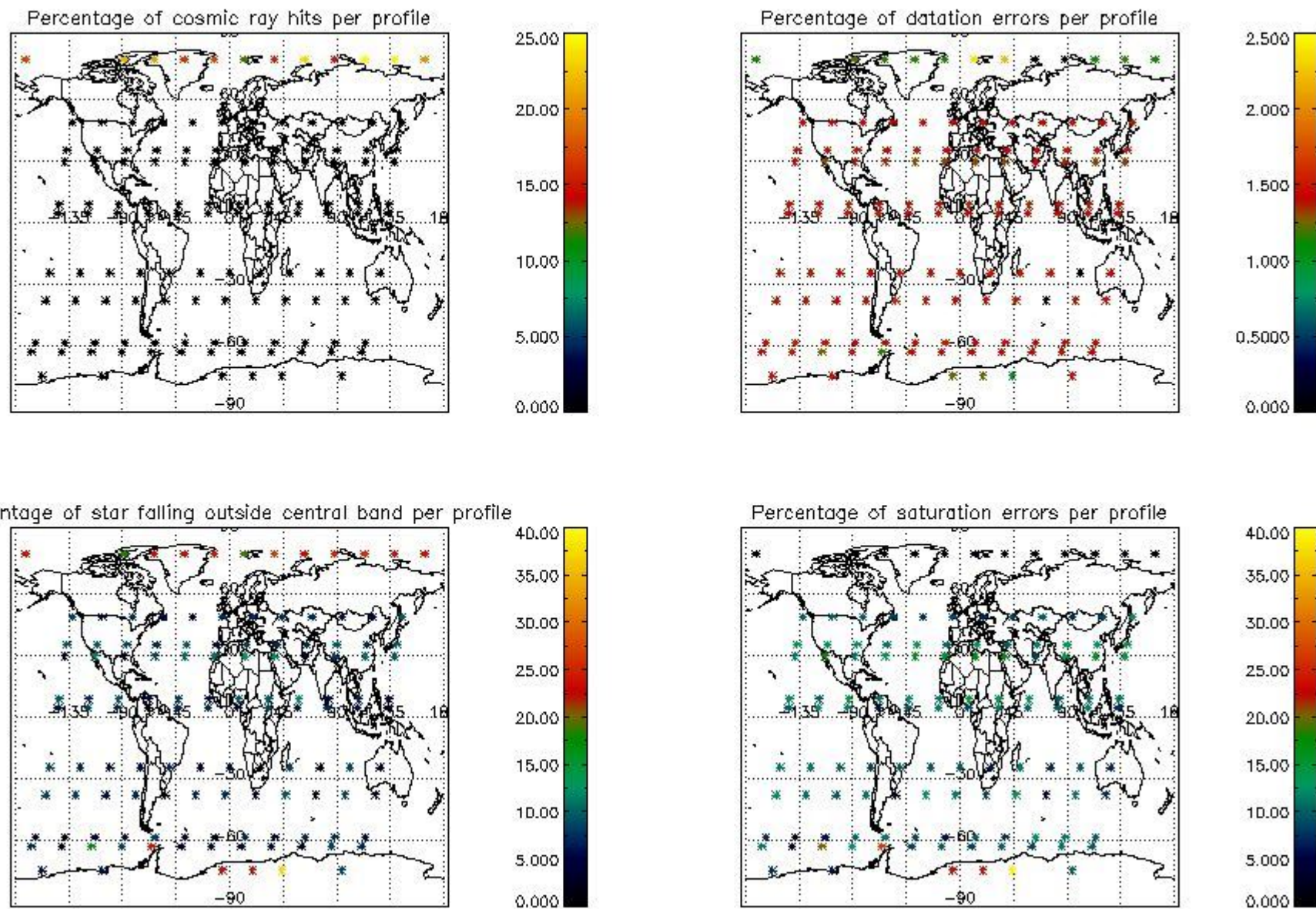


Percentage of saturation errors per profile



4.2.2 Plot level 1 quality information per product (world map): ENVISAT DESCENDING passes





## 5. Trace gas profiles

### 5.1 Ozone statistics based on quality of products

The final quality of the products can be "measured" using the STD (Standard Deviation) attached to every point profile. This information is written to the parameter GOM\_NL\_\_2P/NL\_LOCAL\_SPECIES\_DENSITY/o3\_std of the level 2 products. The table below shows the statistics for given STD ranges.

The statistics are given with respect to the overall valid production:

- Products without fatal errors: GOM\_NL\_\_2P/MPH/PRODUCT\_ERR=0
- Valid point profile: GOM\_NL\_\_2P/NL\_LOCAL\_SPECIES\_DENSITY/pcd(0)=0

The 'Criteria' is applied to valid points of dark limb products:

- Products in dark limb illumination condition: GOM\_NL\_\_2P/NL\_SUMMARY\_QUALITY/obs\_ill\_cond=0
- Products without fatal errors: GOM\_NL\_\_2P/MPH/PRODUCT\_ERR=0
- Valid point profile: GOM\_NL\_\_2P/NL\_LOCAL\_SPECIES\_DENSITY/pcd(0)=0

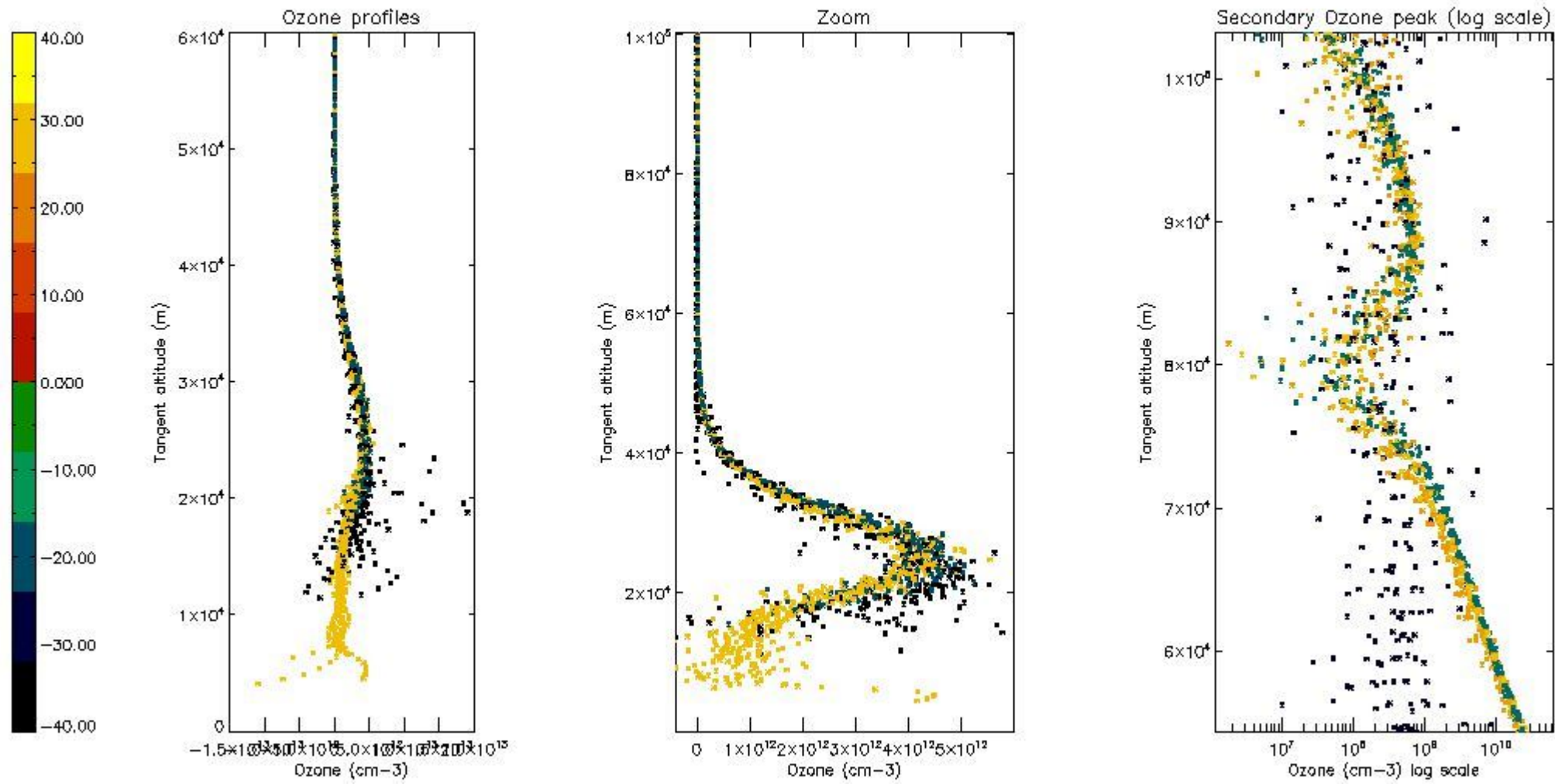
So, the table below shows the percentage of dark limb and valid observations for each criteria with respect to the overall valid daily observations.

Criteria	% of total production
All STD	30
STD < 20	17

STD < 10	13
STD < 5	8

5.2 Plot ozone profiles for all STD (dark without errors)

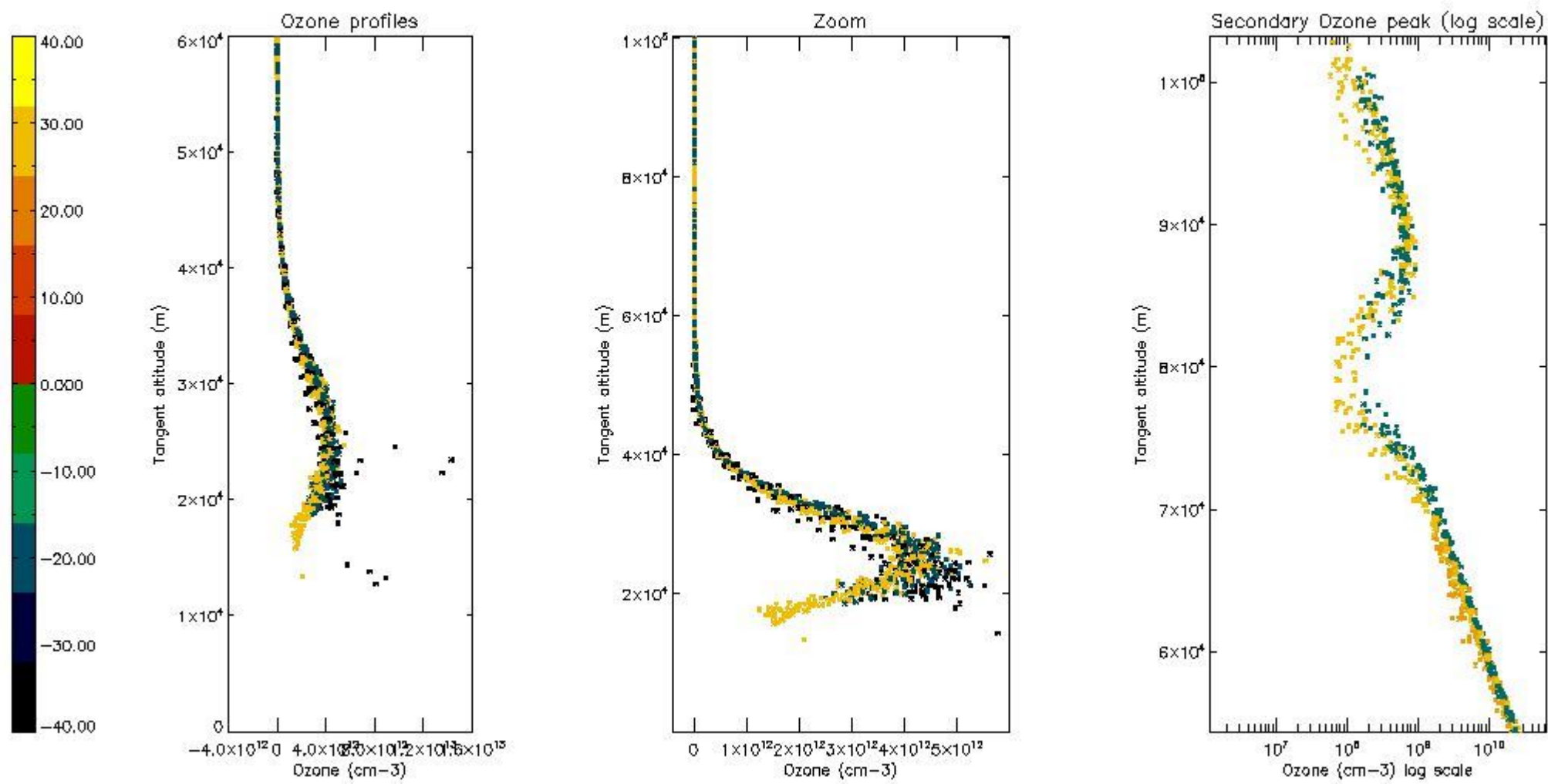
The colorbar represents the latitude.



5.3 Plot ozone profiles where STD < 20% (dark without errors)

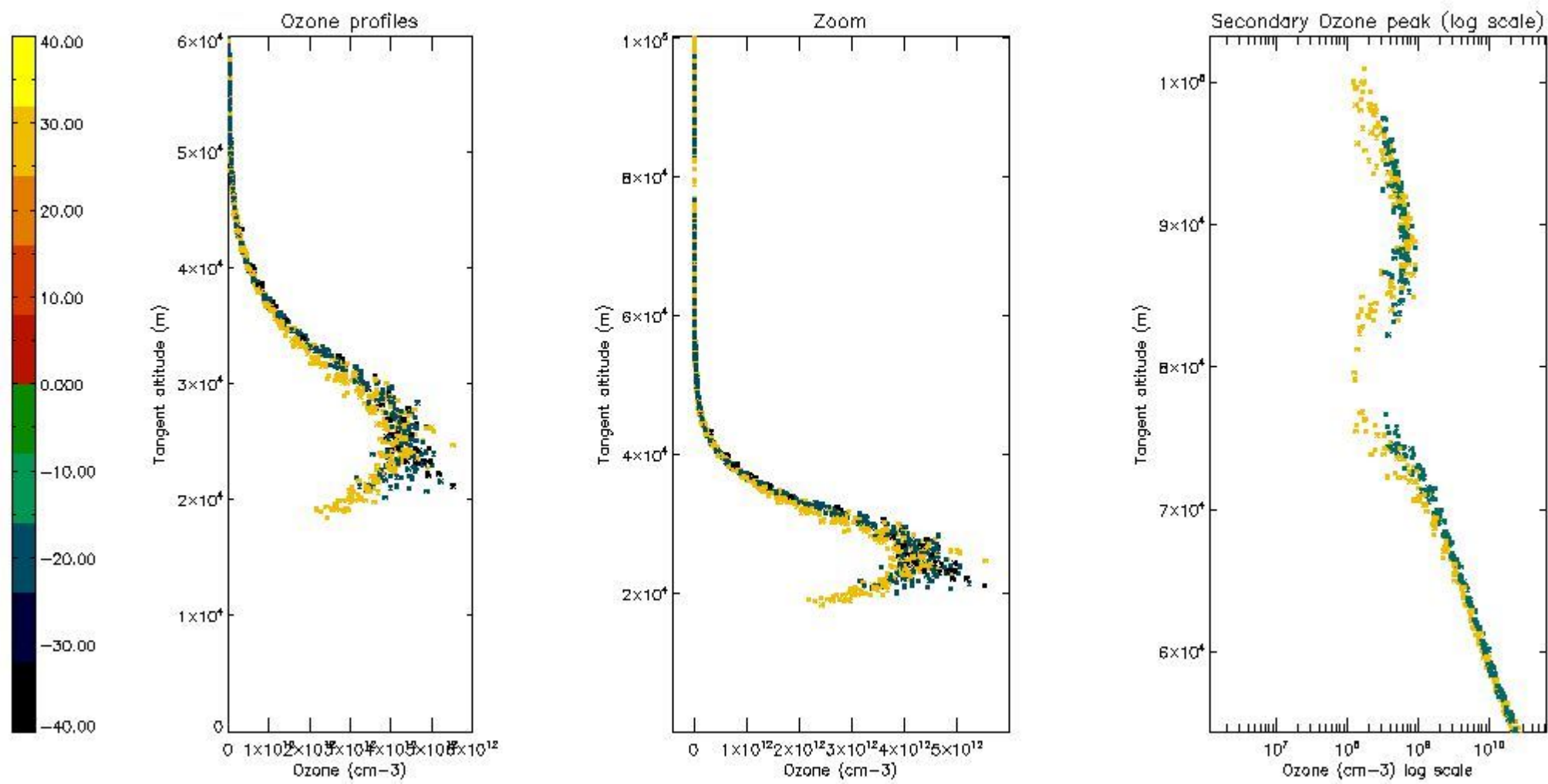
The colorbar represents the latitude.





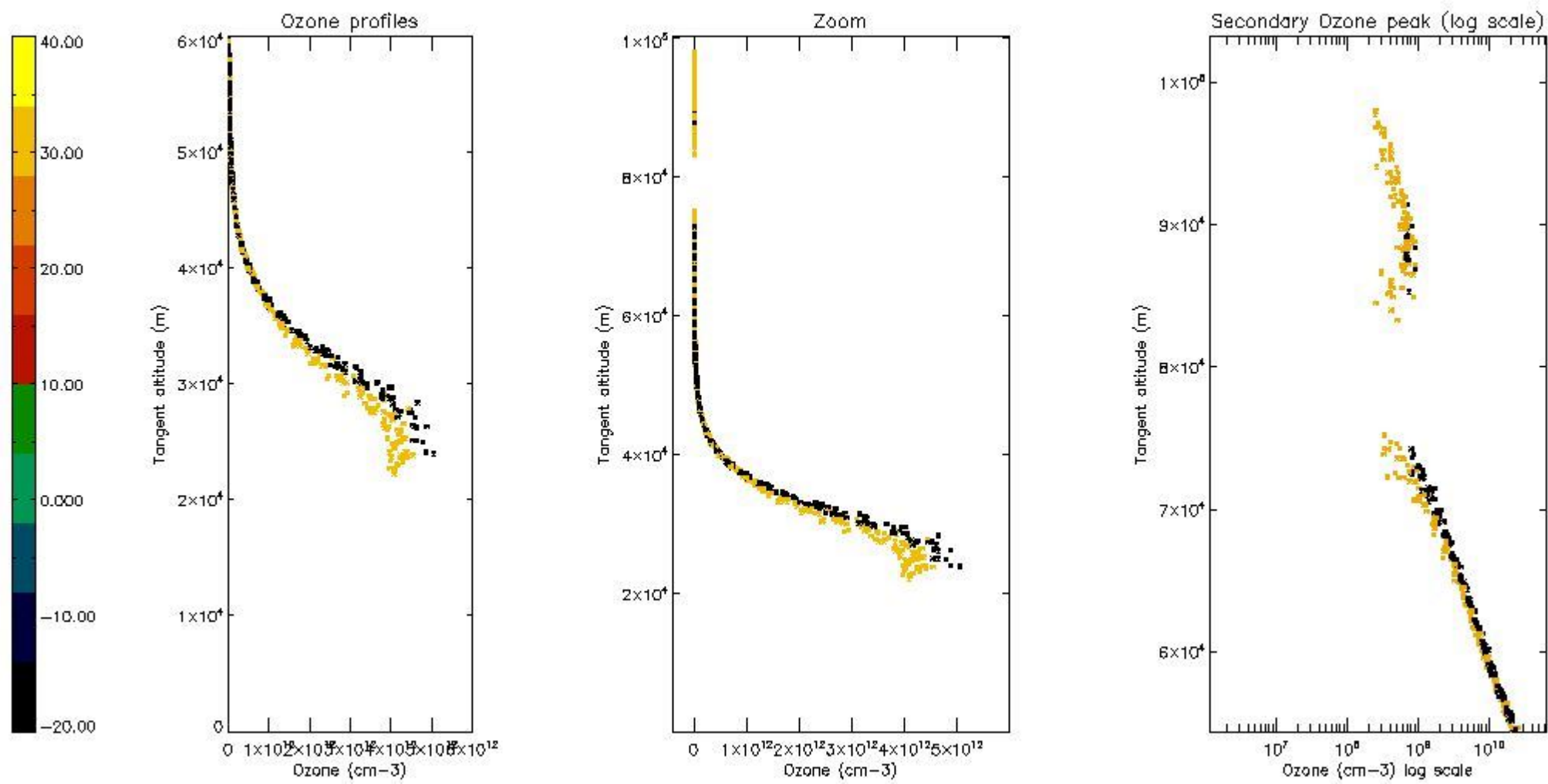
*5.4 Plot ozone profiles where STD < 10% (dark without errors)*

The colorbar represents the latitude.



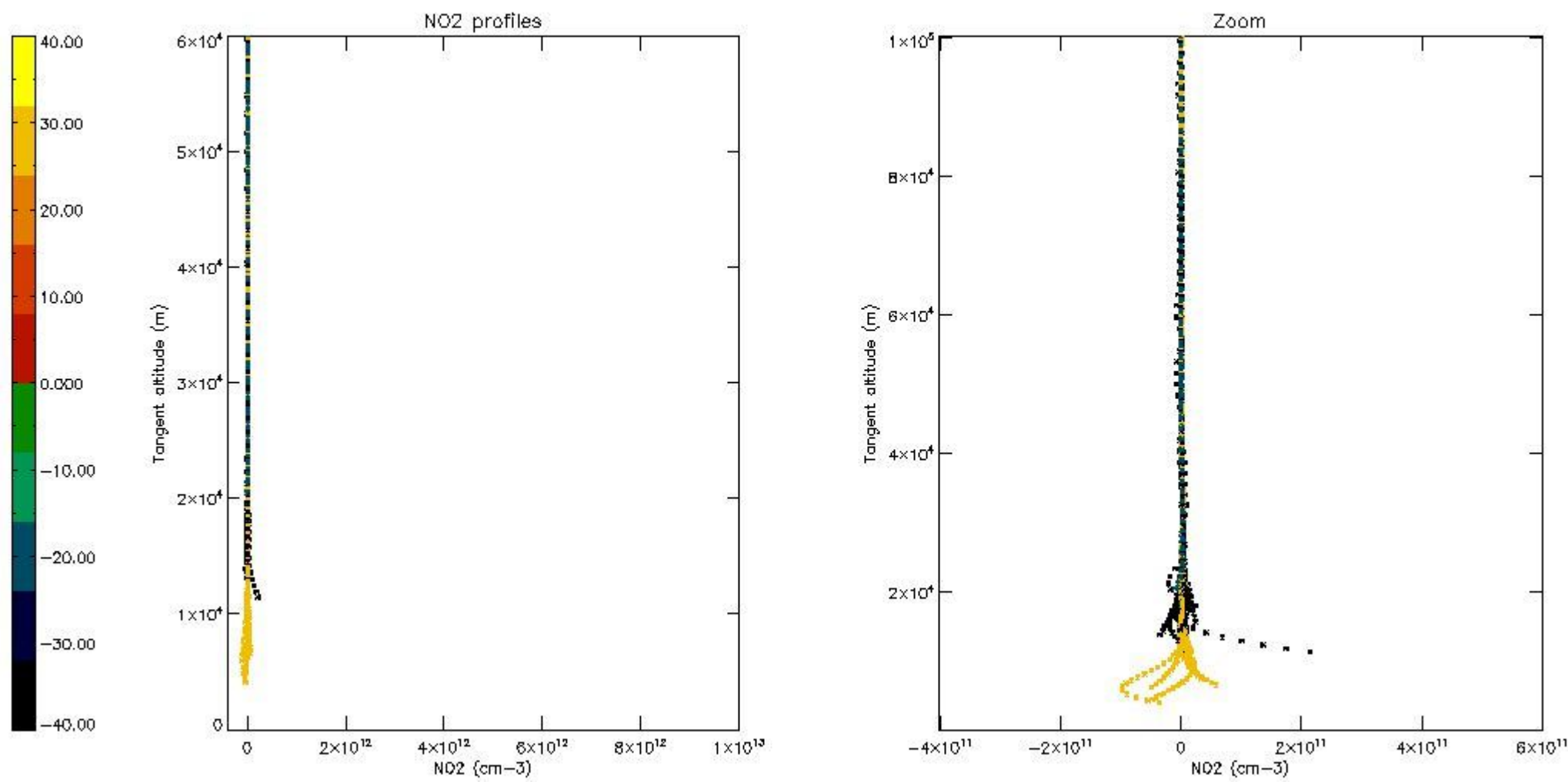
*5.5 Plot ozone profiles where STD < 5% (dark without errors)*

The colorbar represents the latitude.



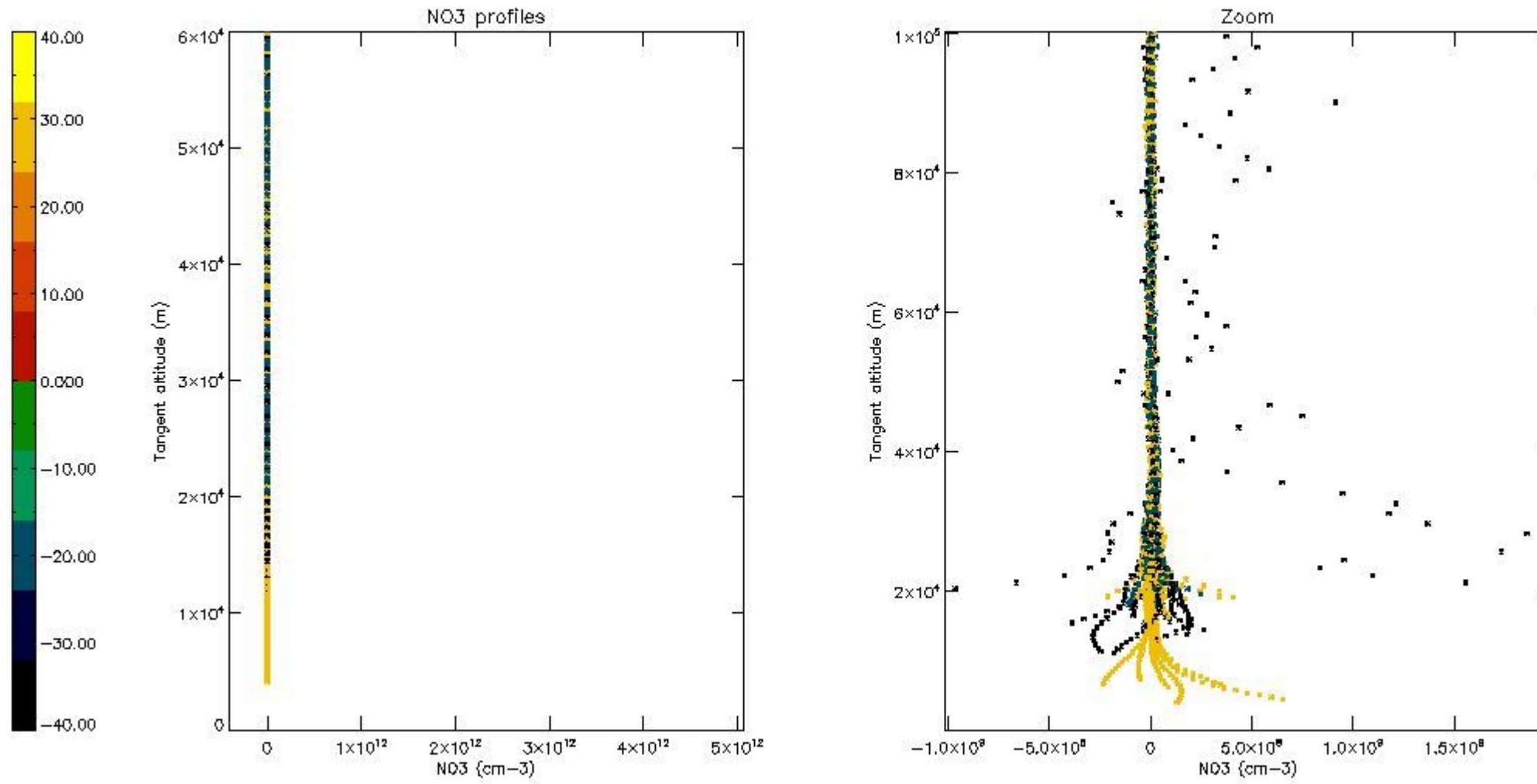
*5.6 Plot NO<sub>2</sub> profiles for all STD (dark without errors)*

The colorbar represents the latitude.



*5.7 Plot NO3 profiles for all STD (dark without errors)*

The colorbar represents the latitude.

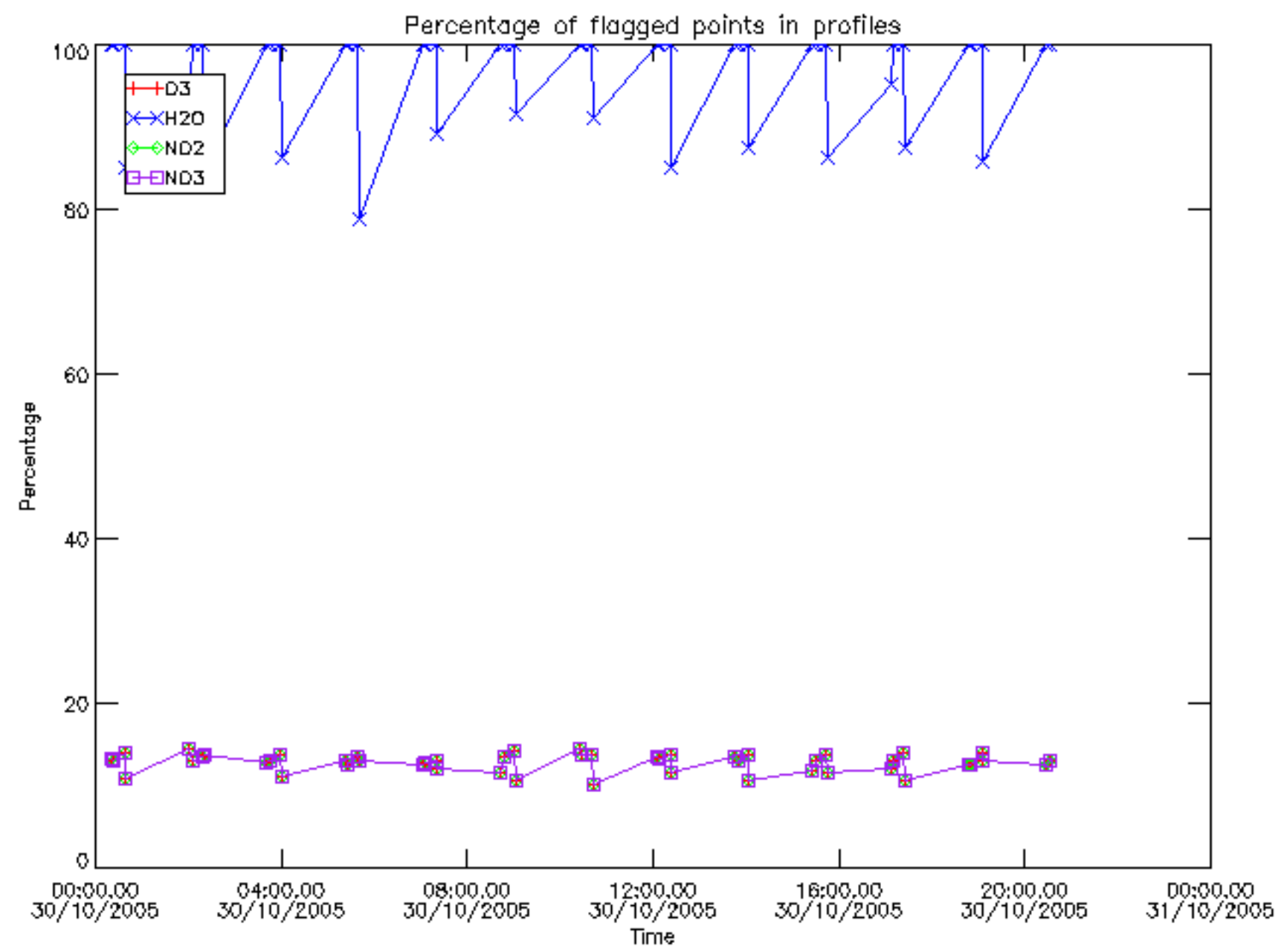


## 6. Auxiliary Data Files used for the production reported in section 2

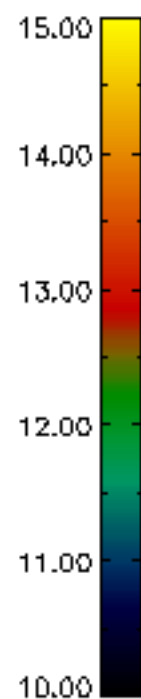
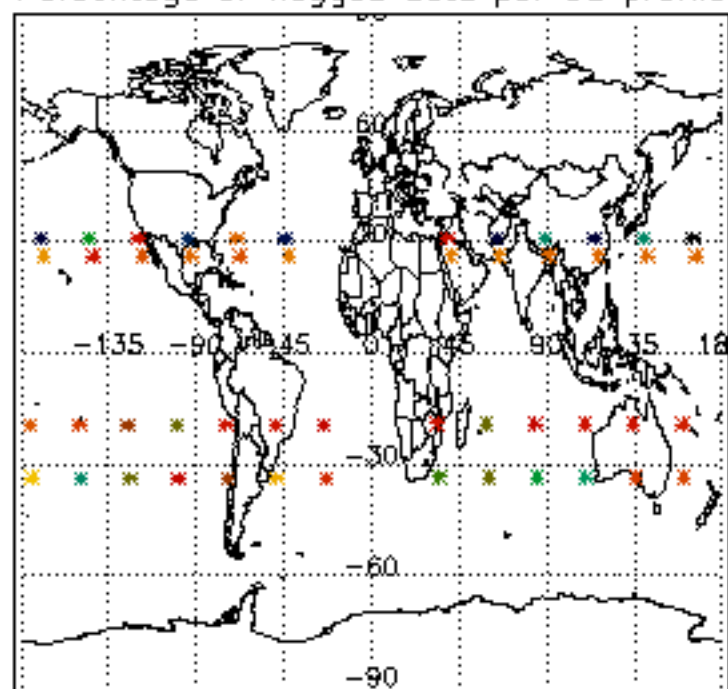
The number reported in the third column indicates since which file (see list in section 2) the corresponding auxiliary file has been used. The fourth column is the date of those product files.

Type	Auxiliary Filename	Used since product	Used since product date
INST_PHYS_CHARACTERISTICS	GOM_INS_AXVIEC20091111_143220_20030716_120000_20500101_000000	1	30-OCT-2005 00:01:49
LEVEL-2_PROC_CONFIG	GOM_PR2_AXVIEC20091111_152718_20020301_000000_20500101_000000	1	30-OCT-2005 00:01:49
CROSS_SECTIONS_FILE	GOM_CRS_AXVIEC20091111_154832_20020301_000000_20500101_000000	1	30-OCT-2005 00:01:49

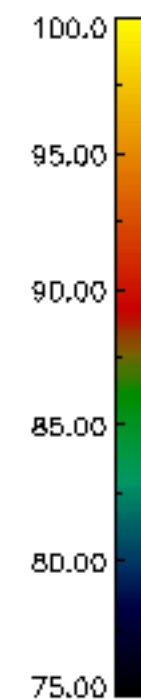
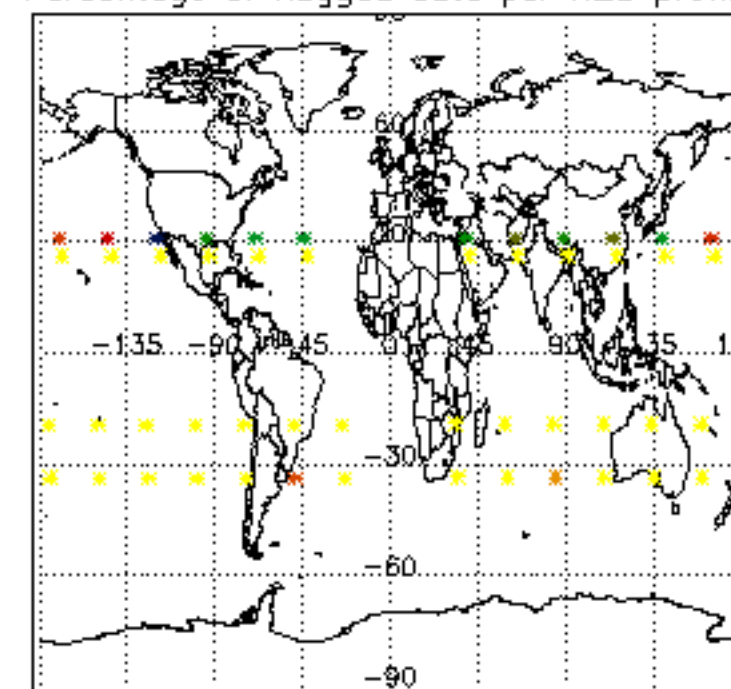




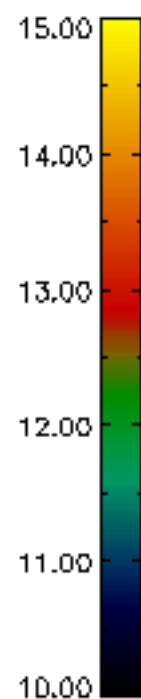
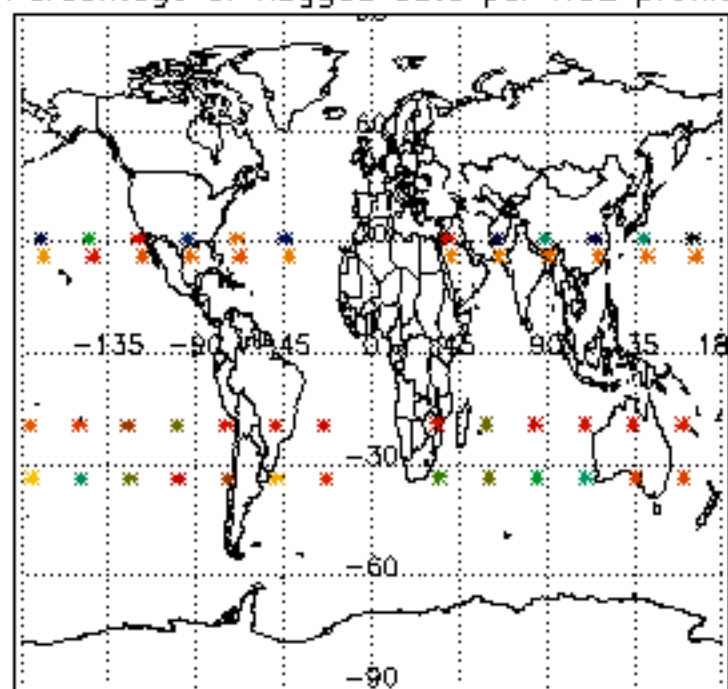
Percentage of flagged data per D3 profile



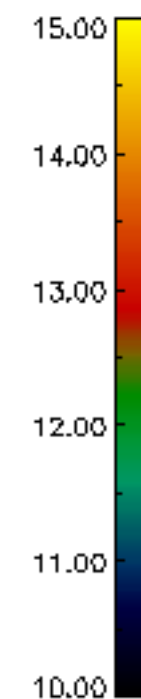
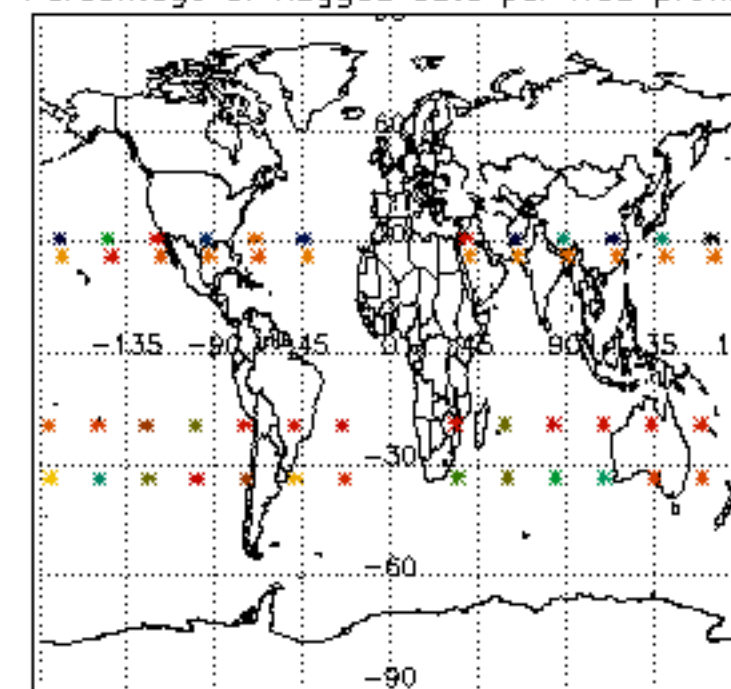
Percentage of flagged data per H2O profile

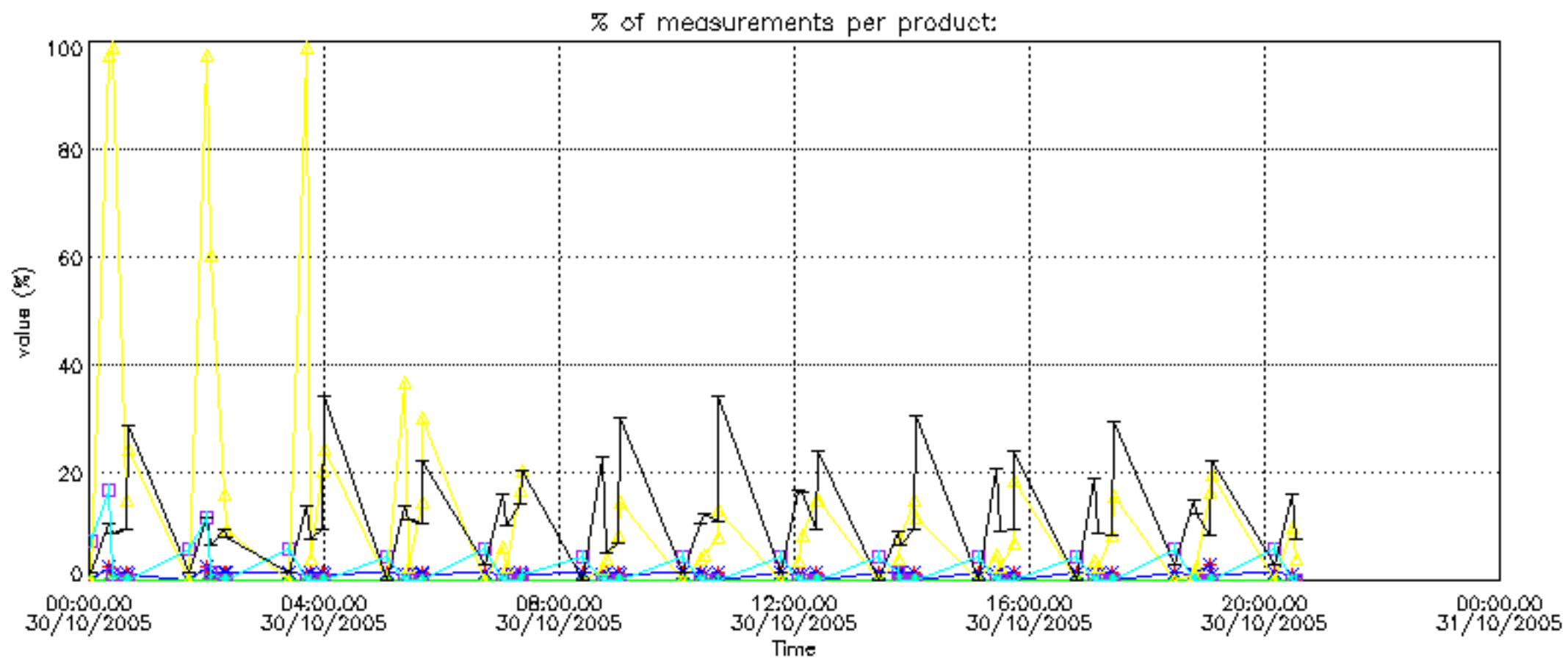


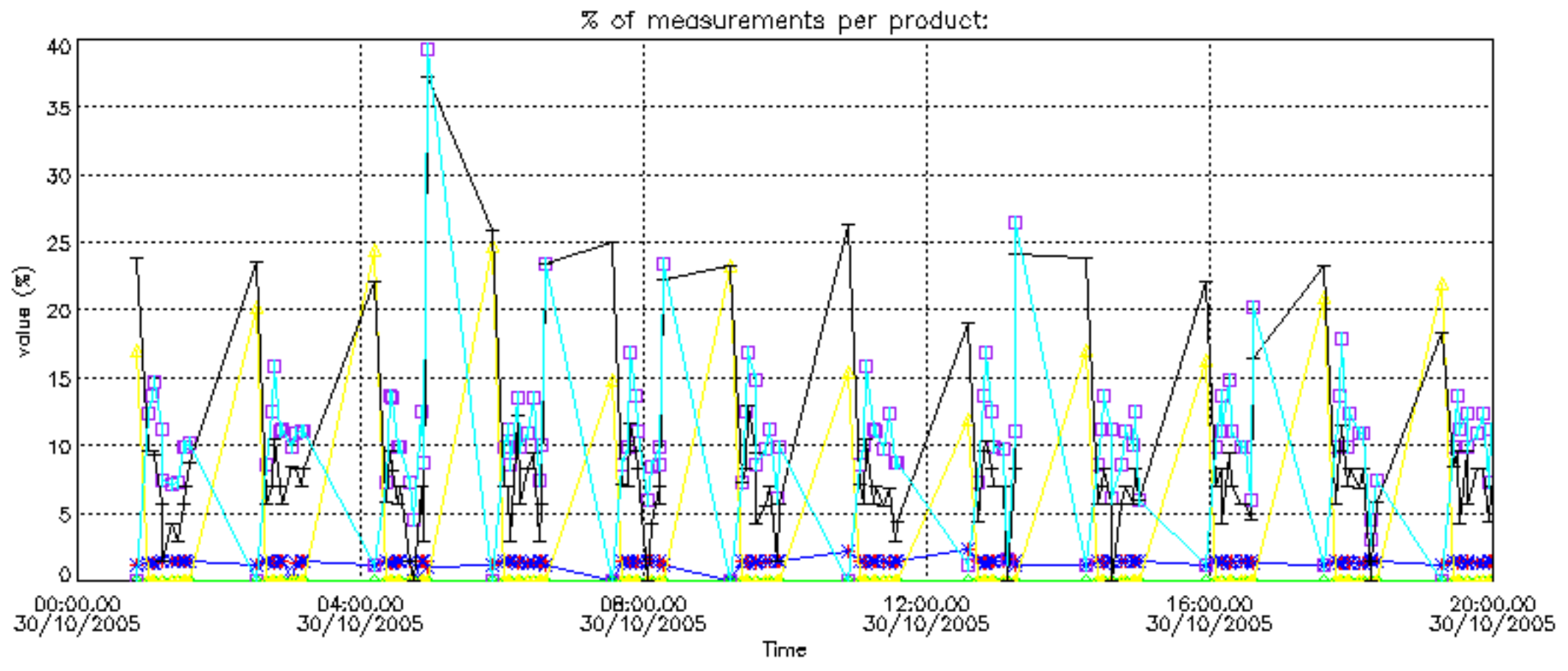
Percentage of flagged data per NO2 profile



Percentage of flagged data per NO3 profile

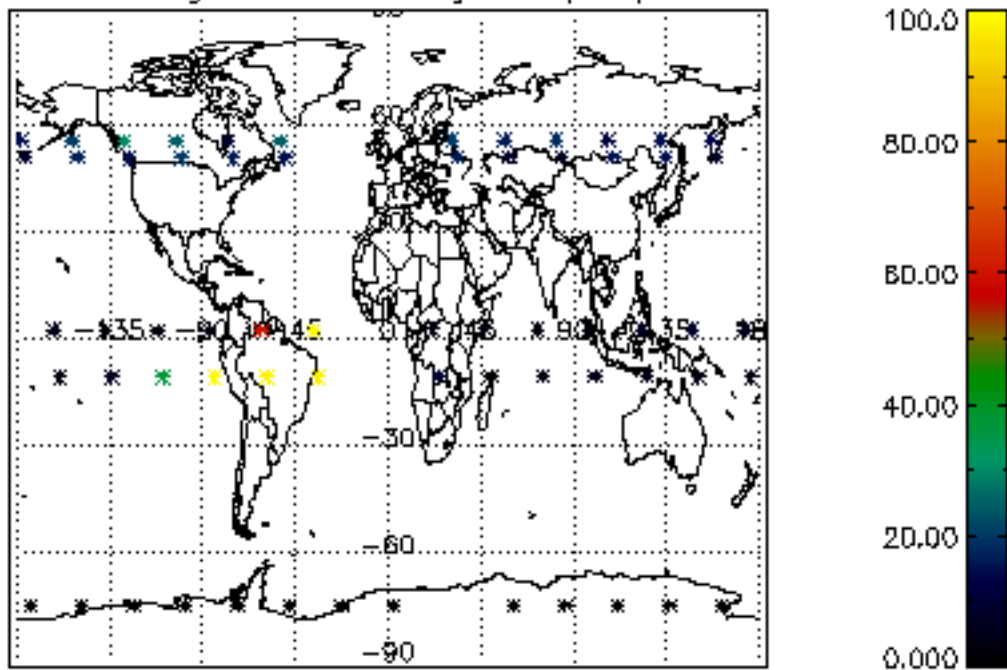




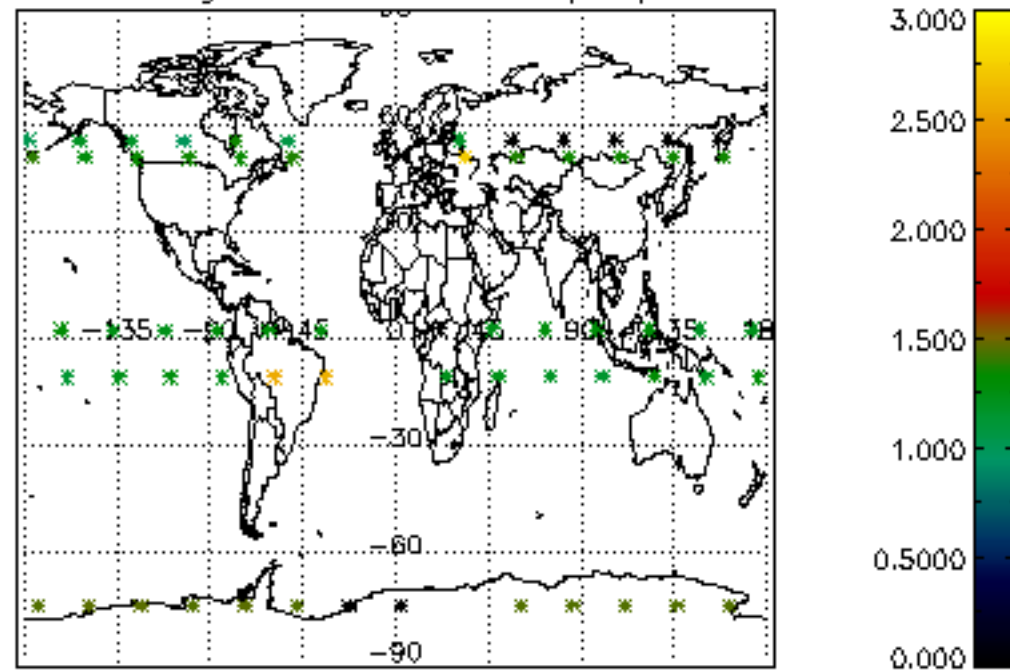




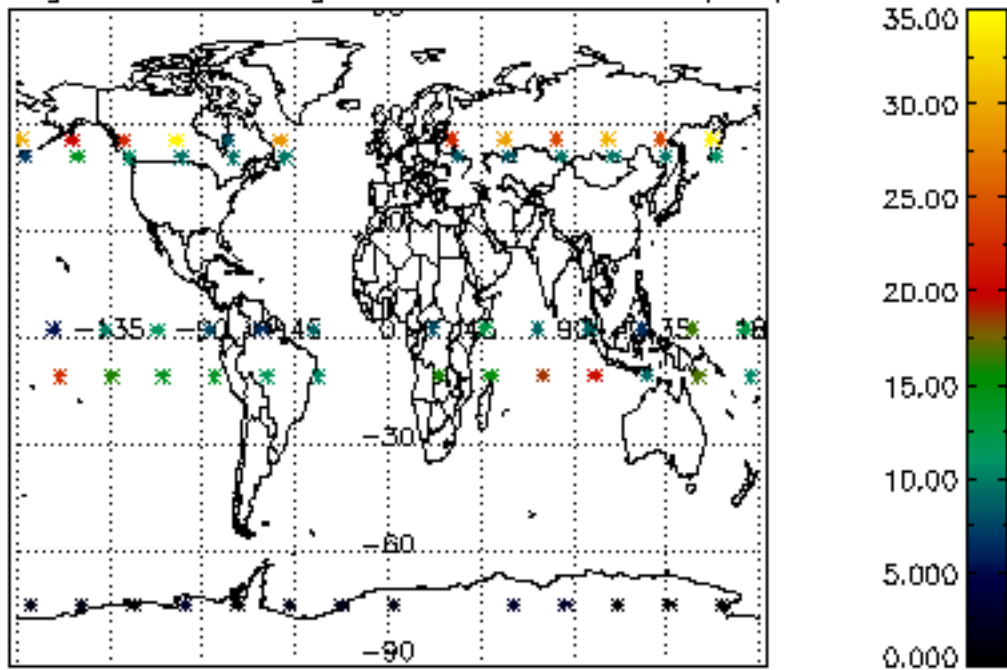
Percentage of cosmic ray hits per profile



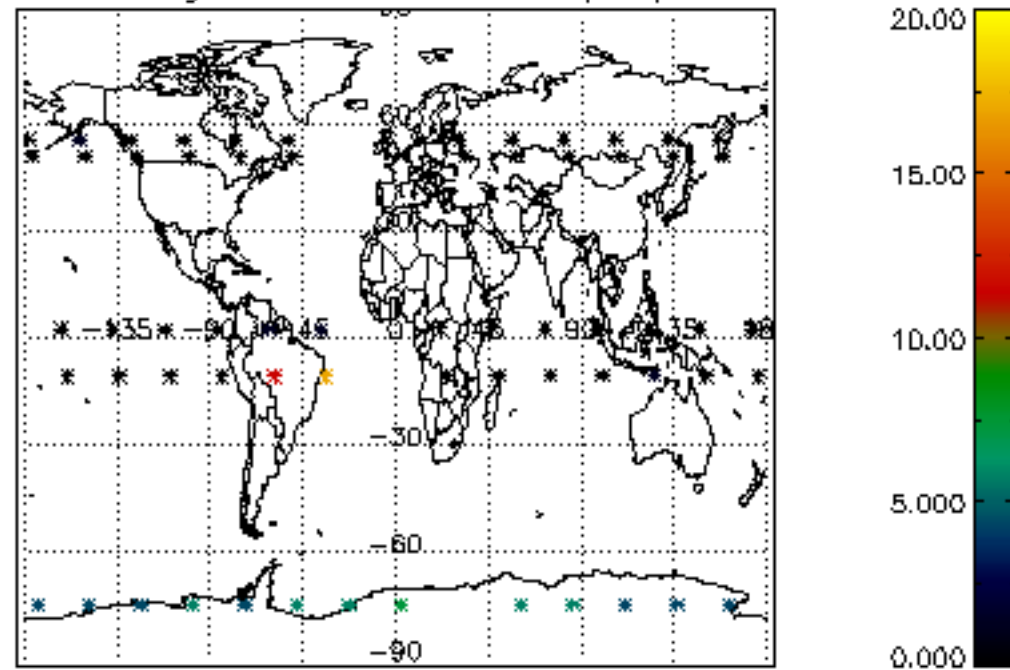
Percentage of datation errors per profile



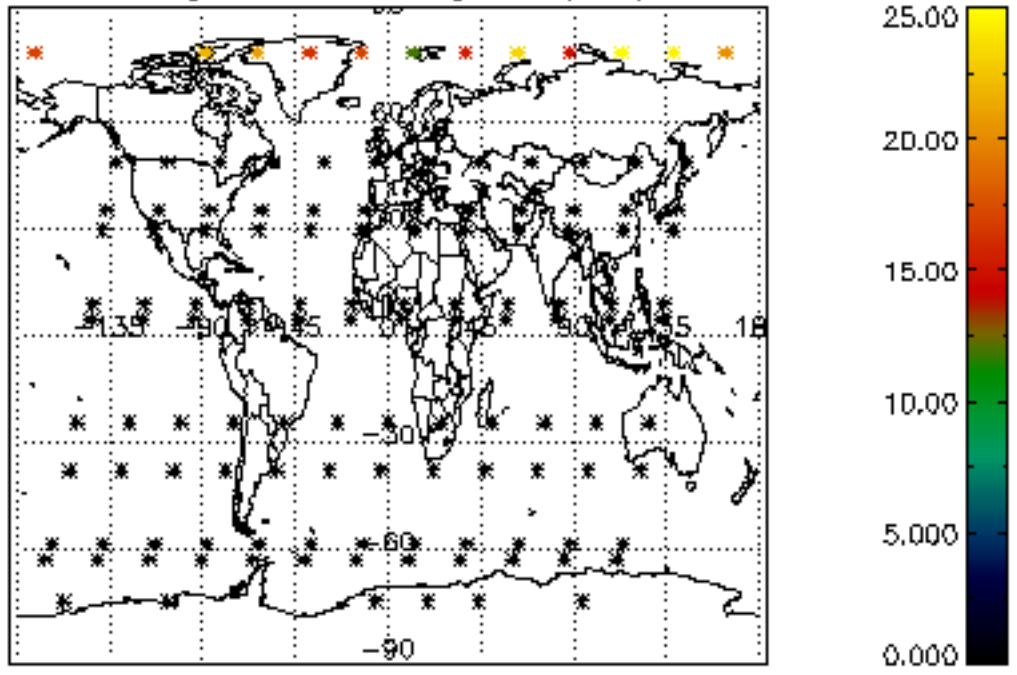
Percentage of star falling outside central band per profile



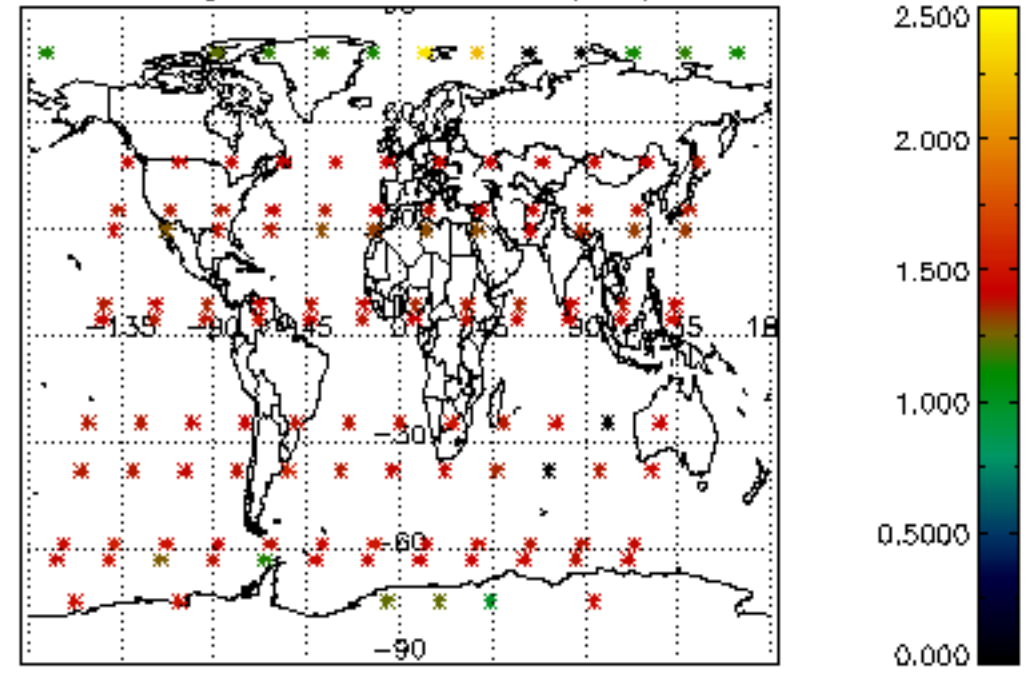
Percentage of saturation errors per profile



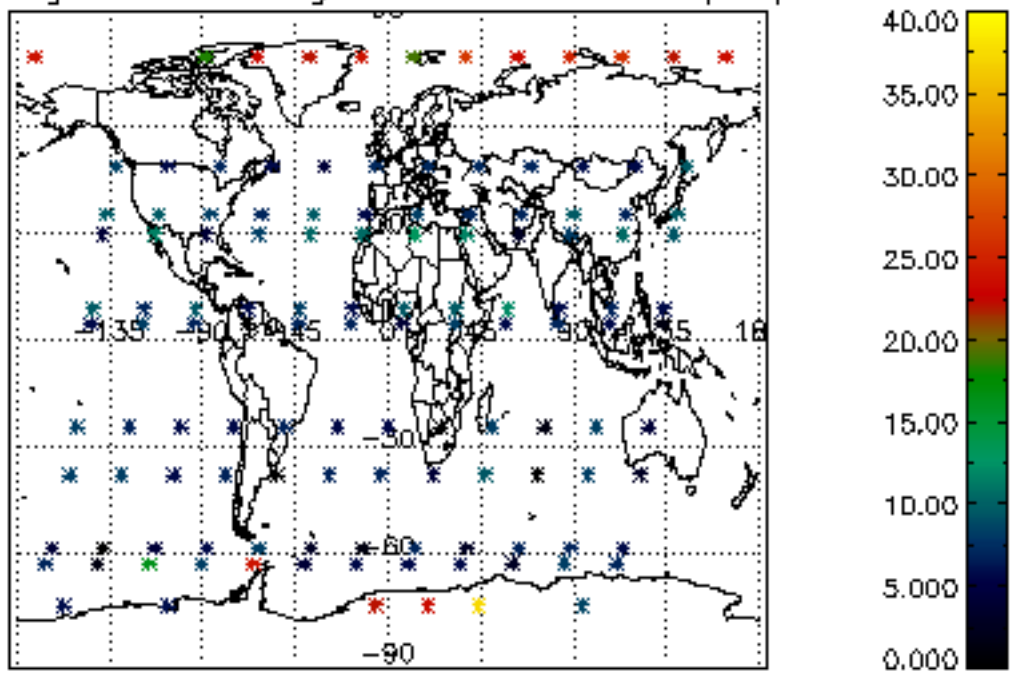
Percentage of cosmic ray hits per profile



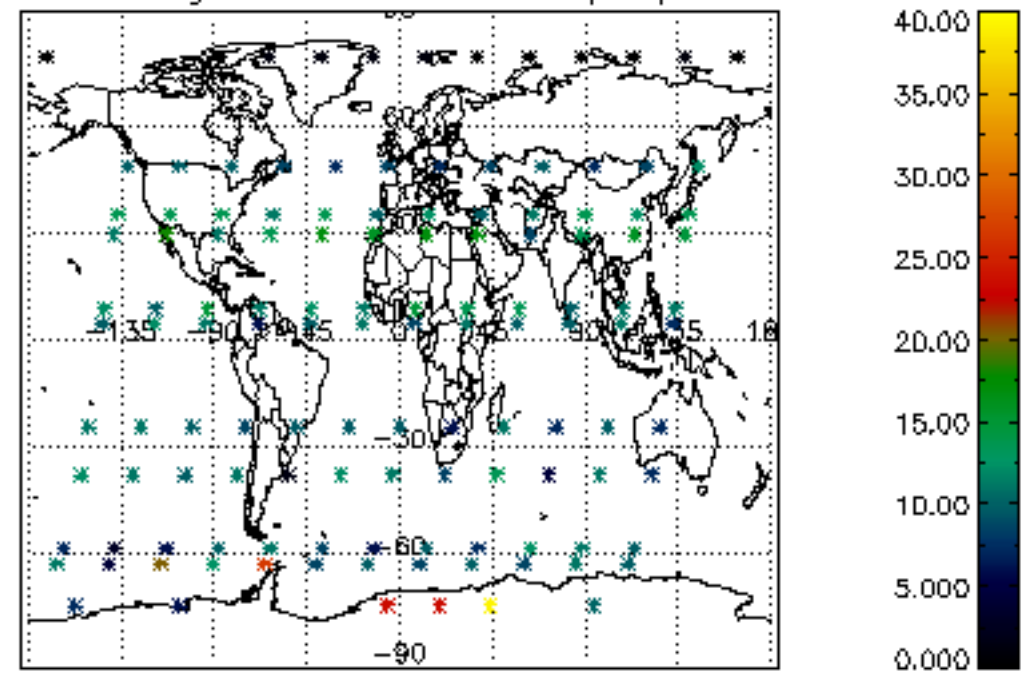
Percentage of datation errors per profile

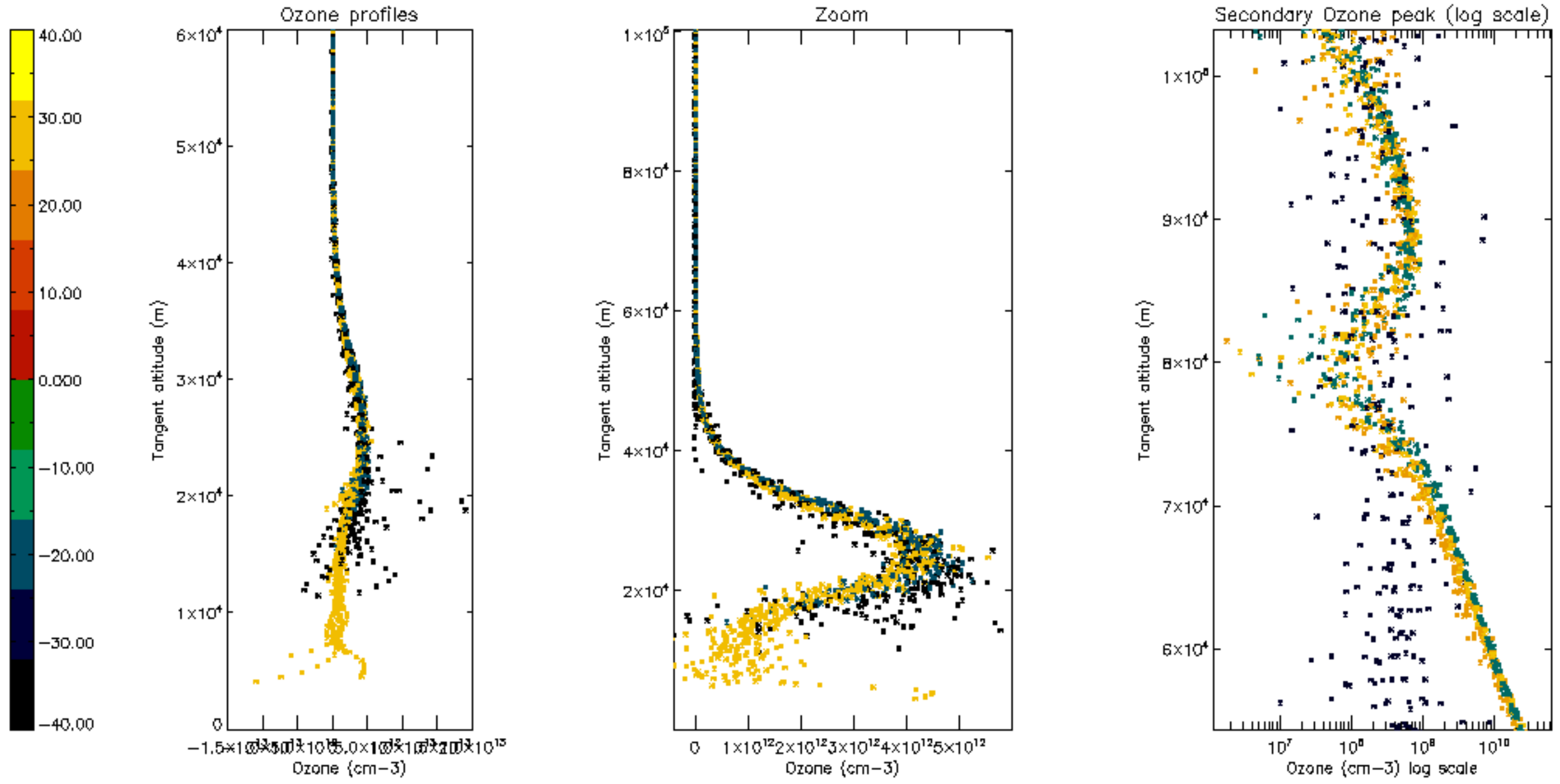


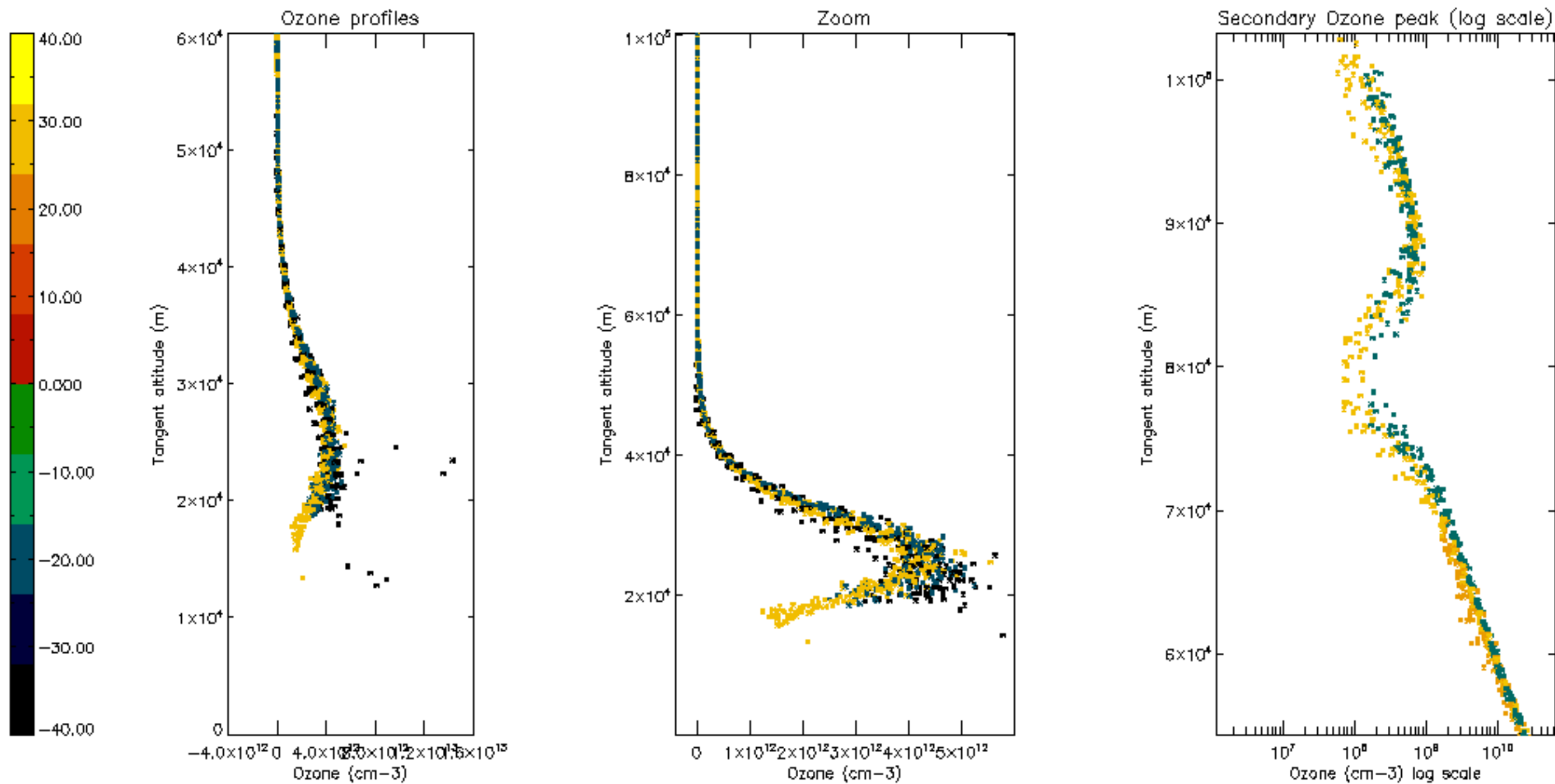
Percentage of star falling outside central band per profile



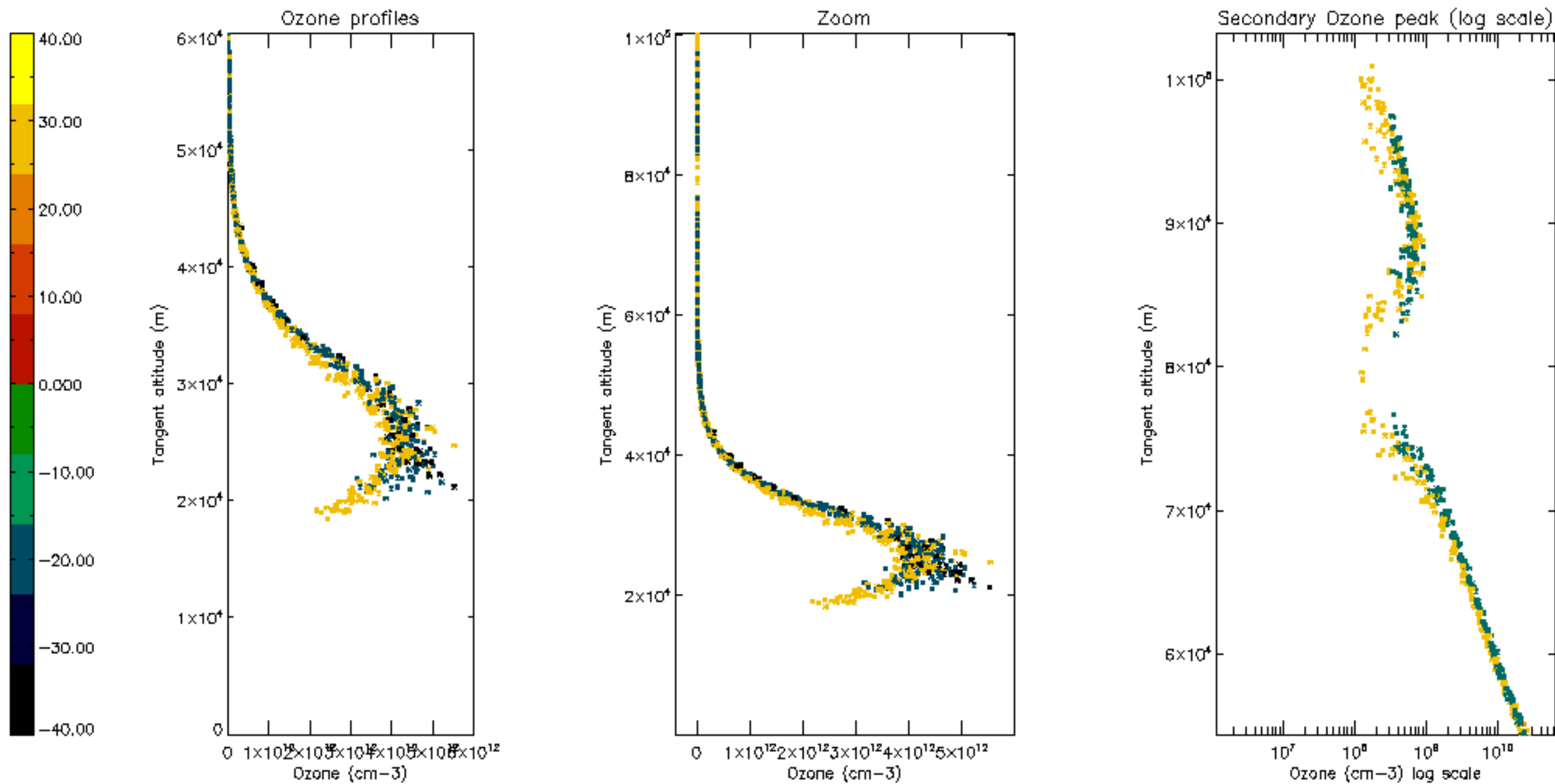
Percentage of saturation errors per profile

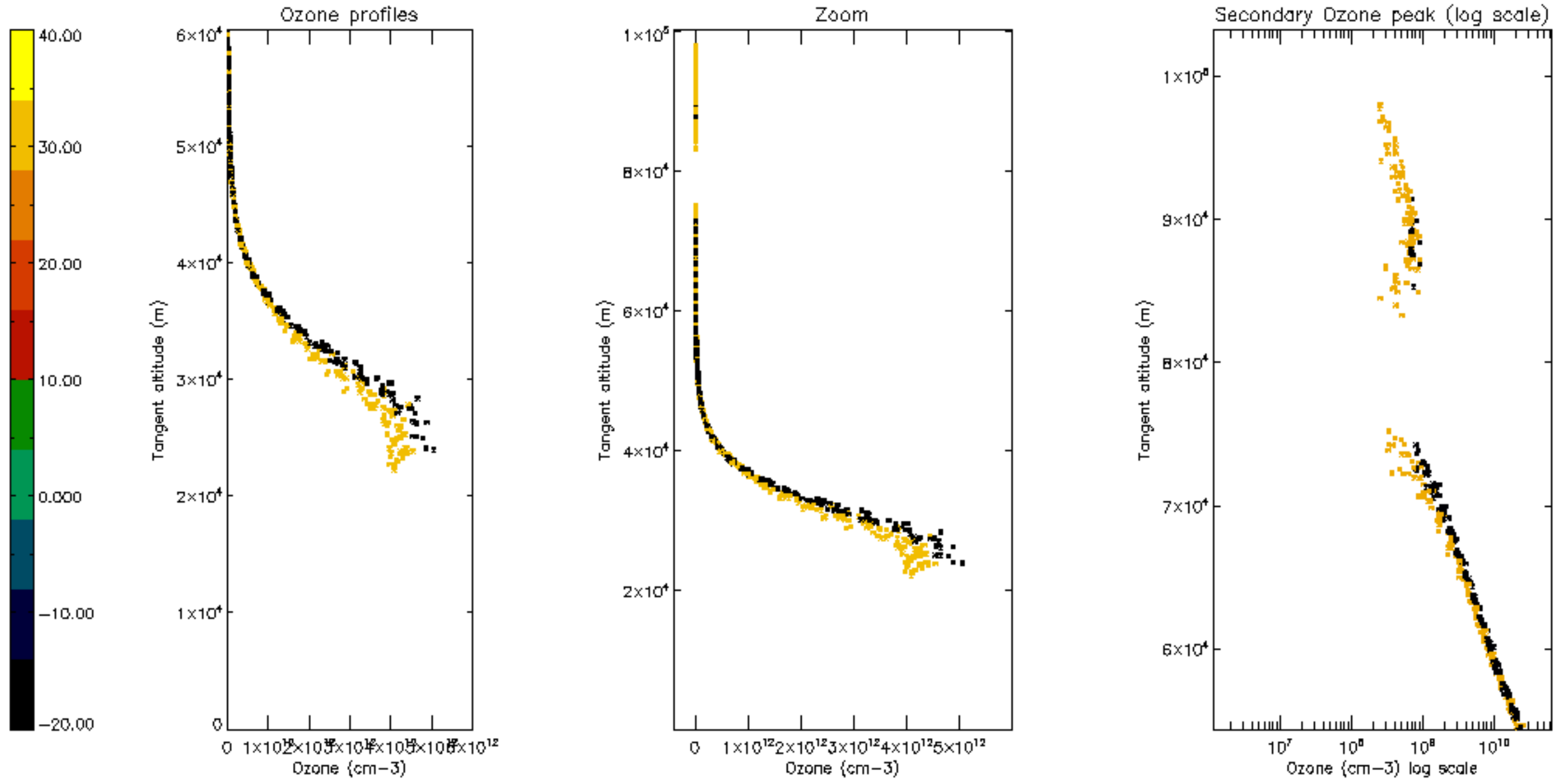


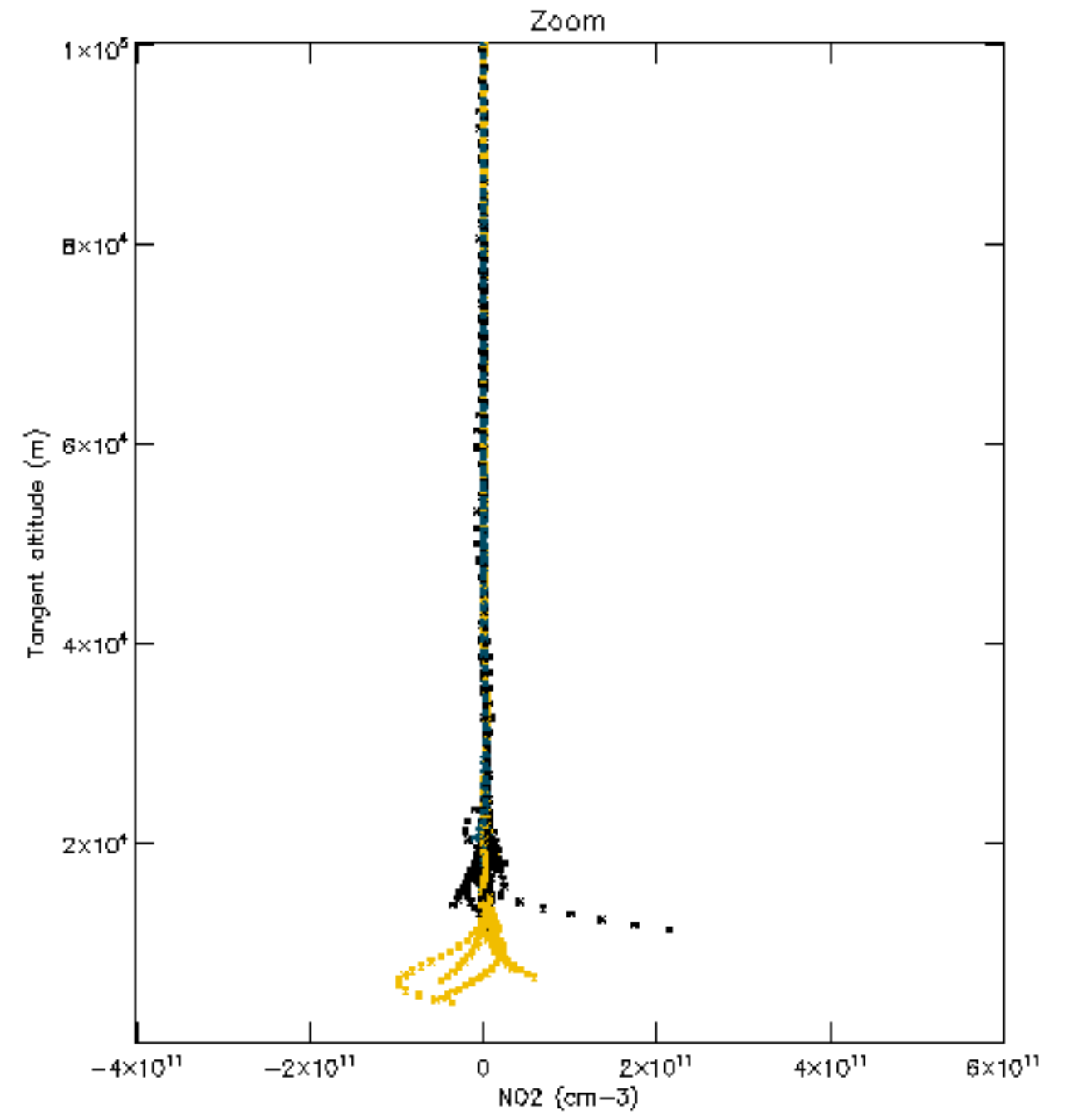
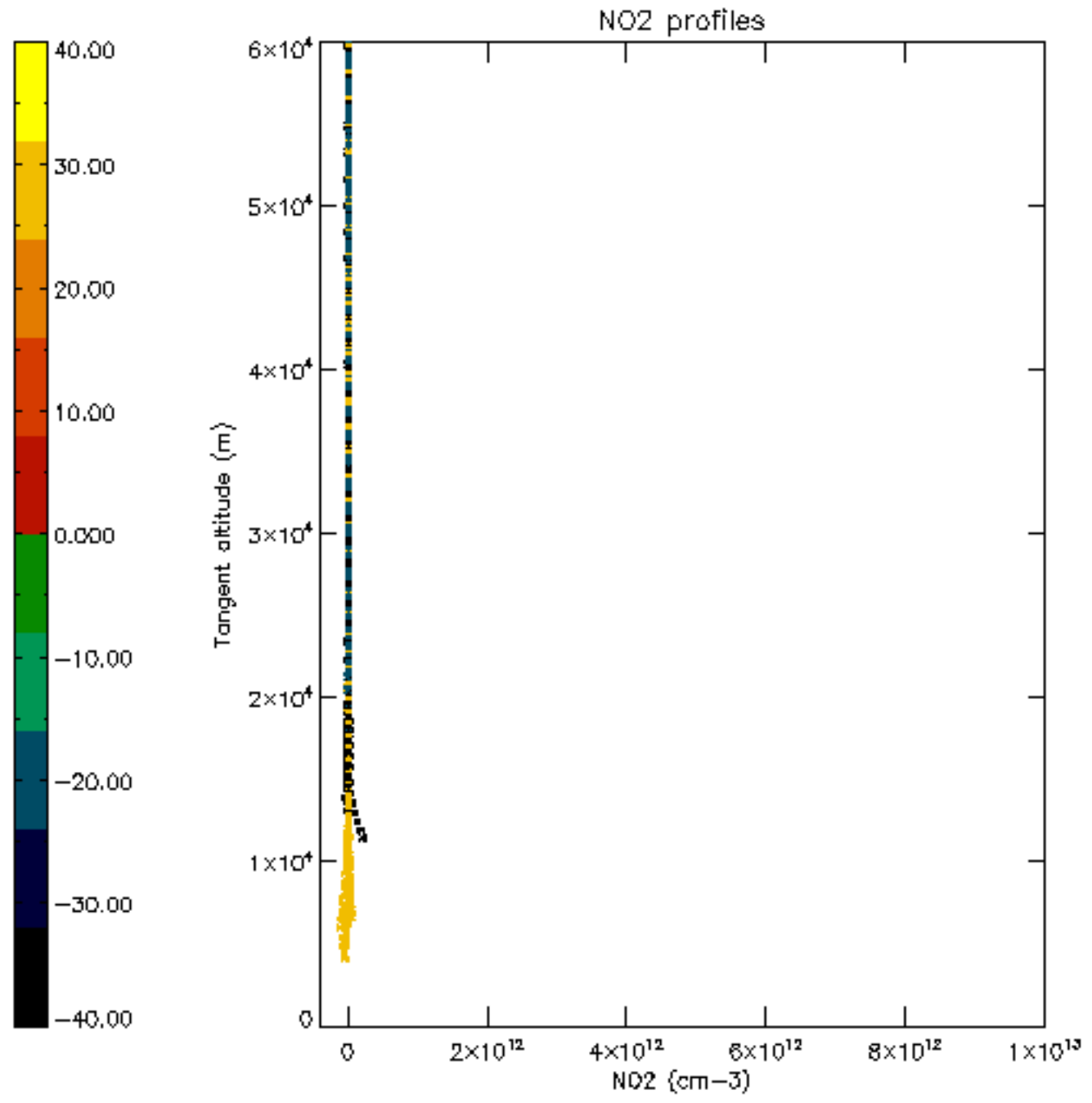


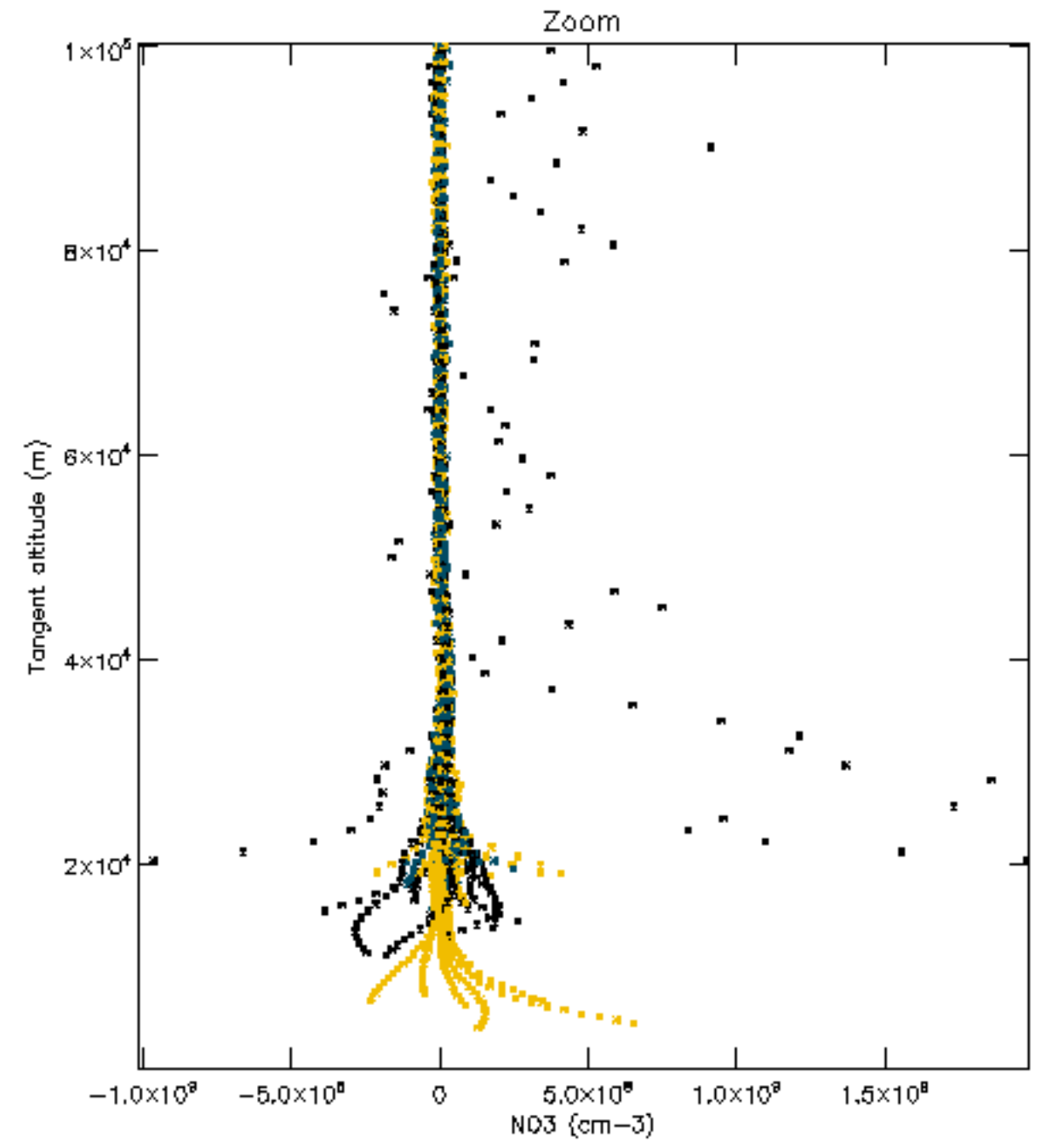
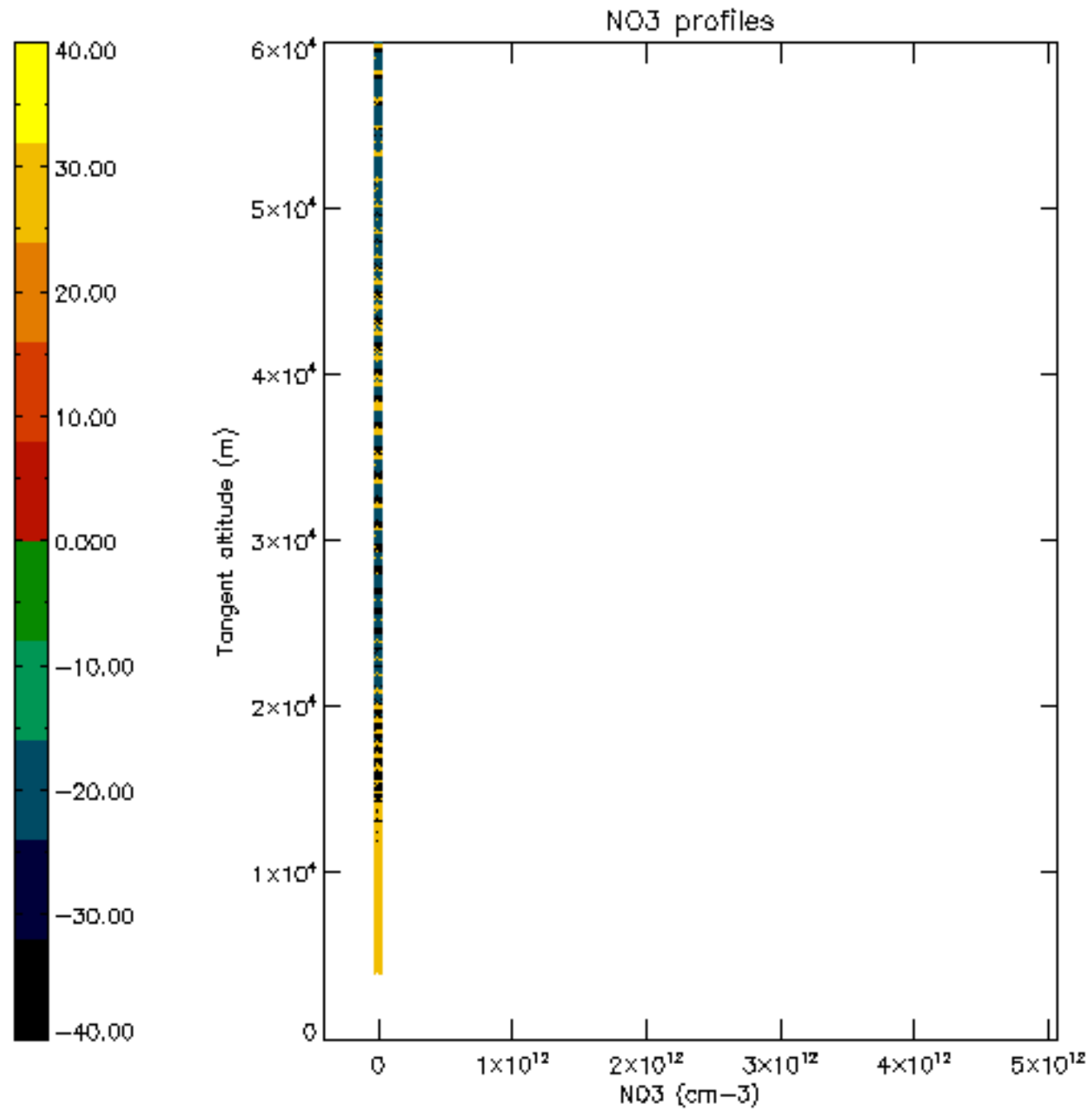




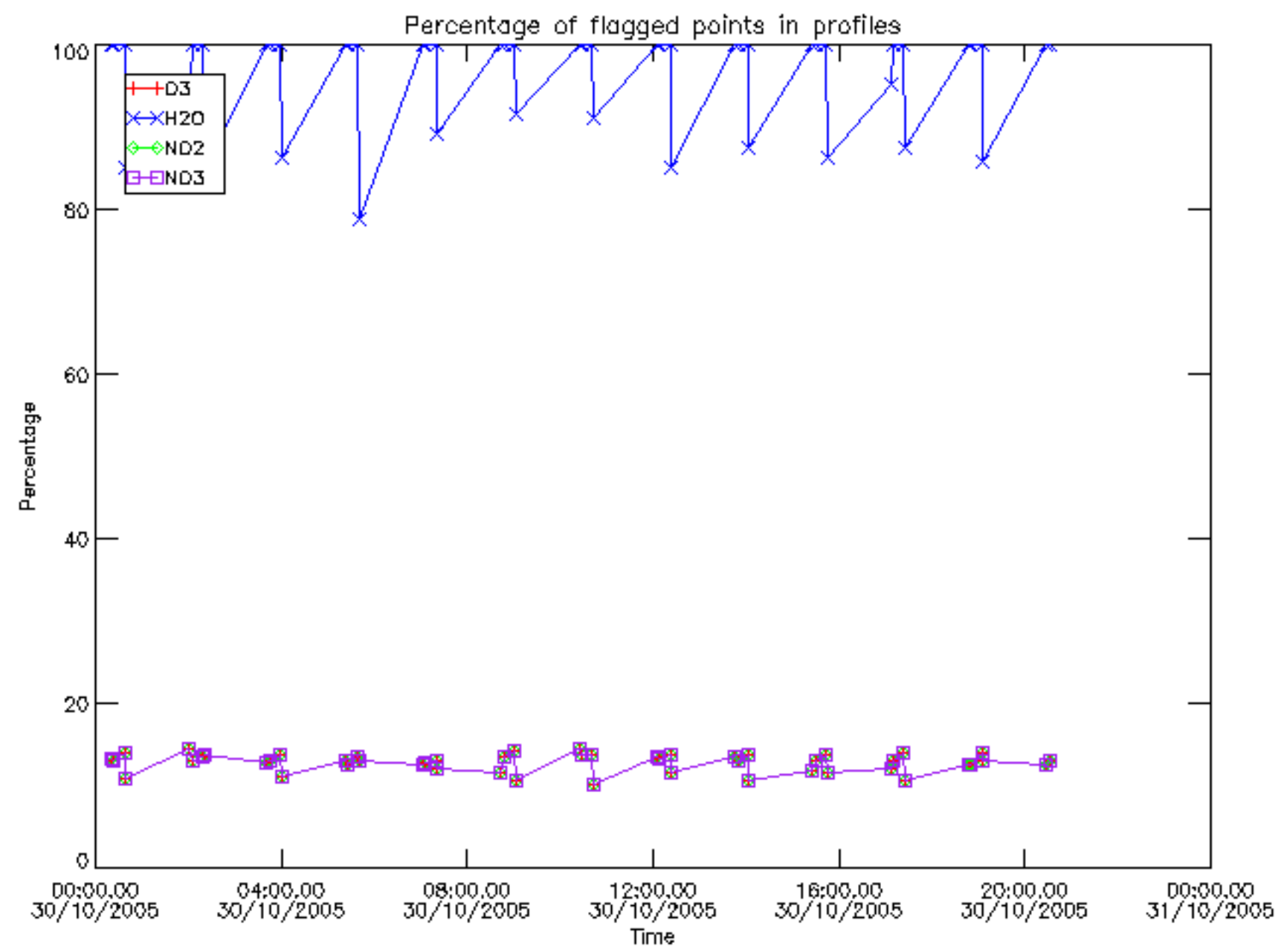




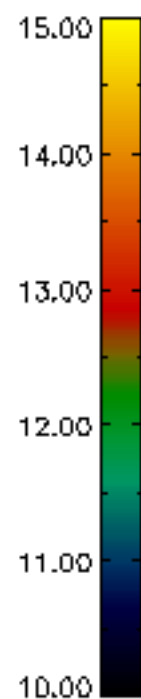
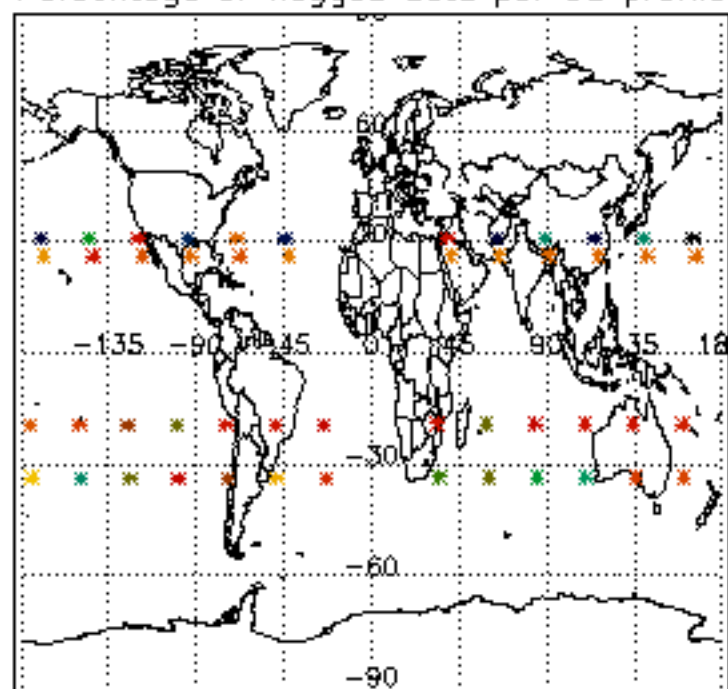




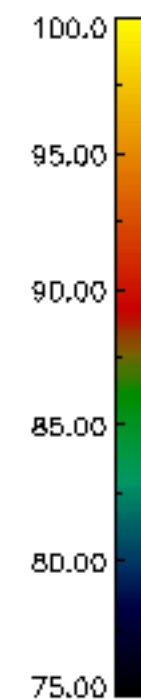
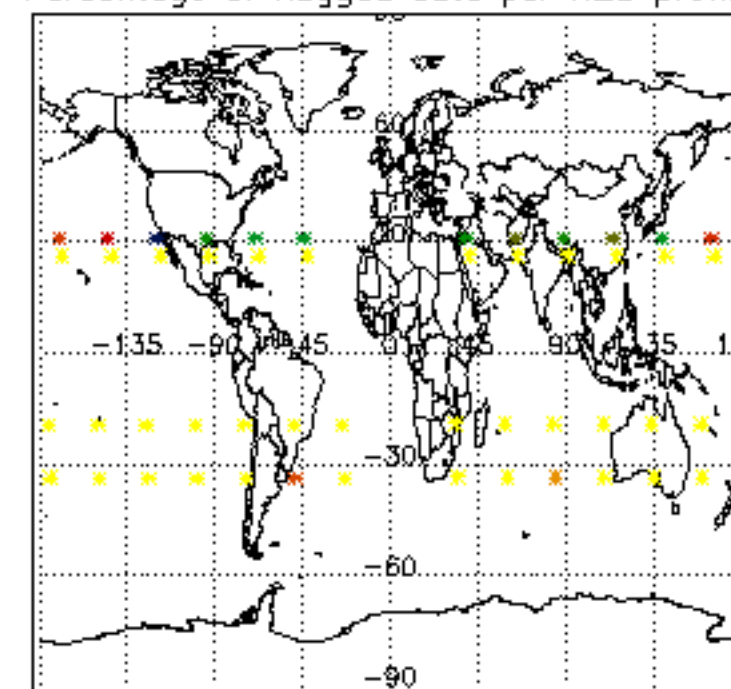




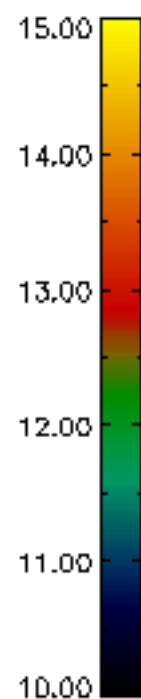
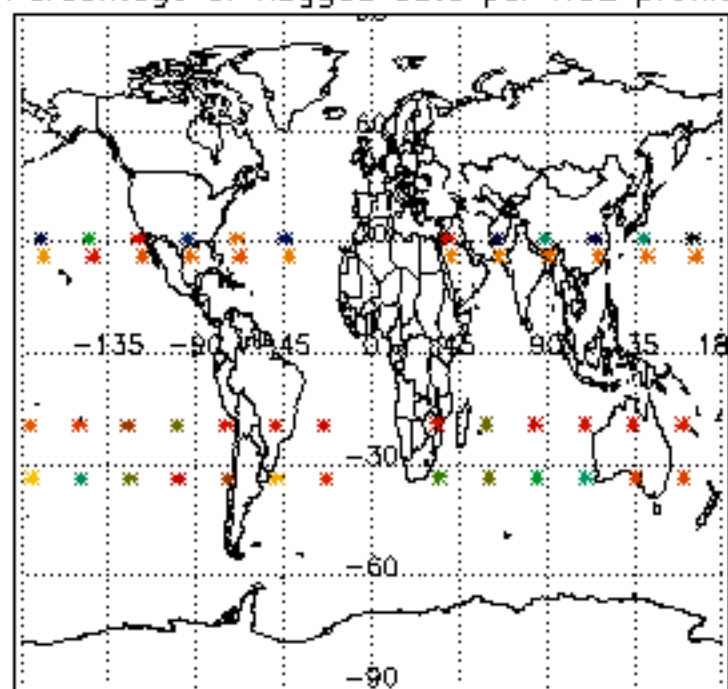
Percentage of flagged data per D3 profile



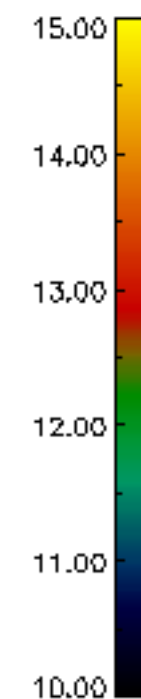
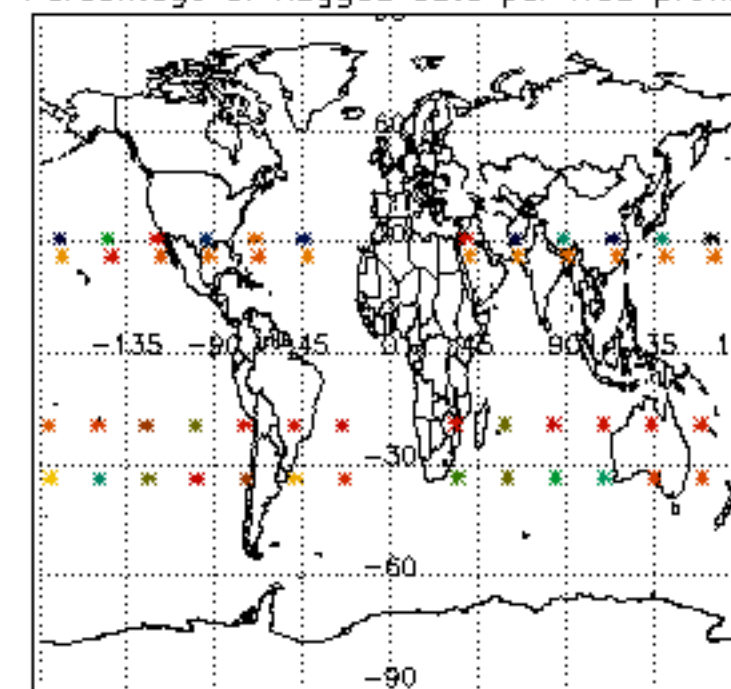
Percentage of flagged data per H2O profile

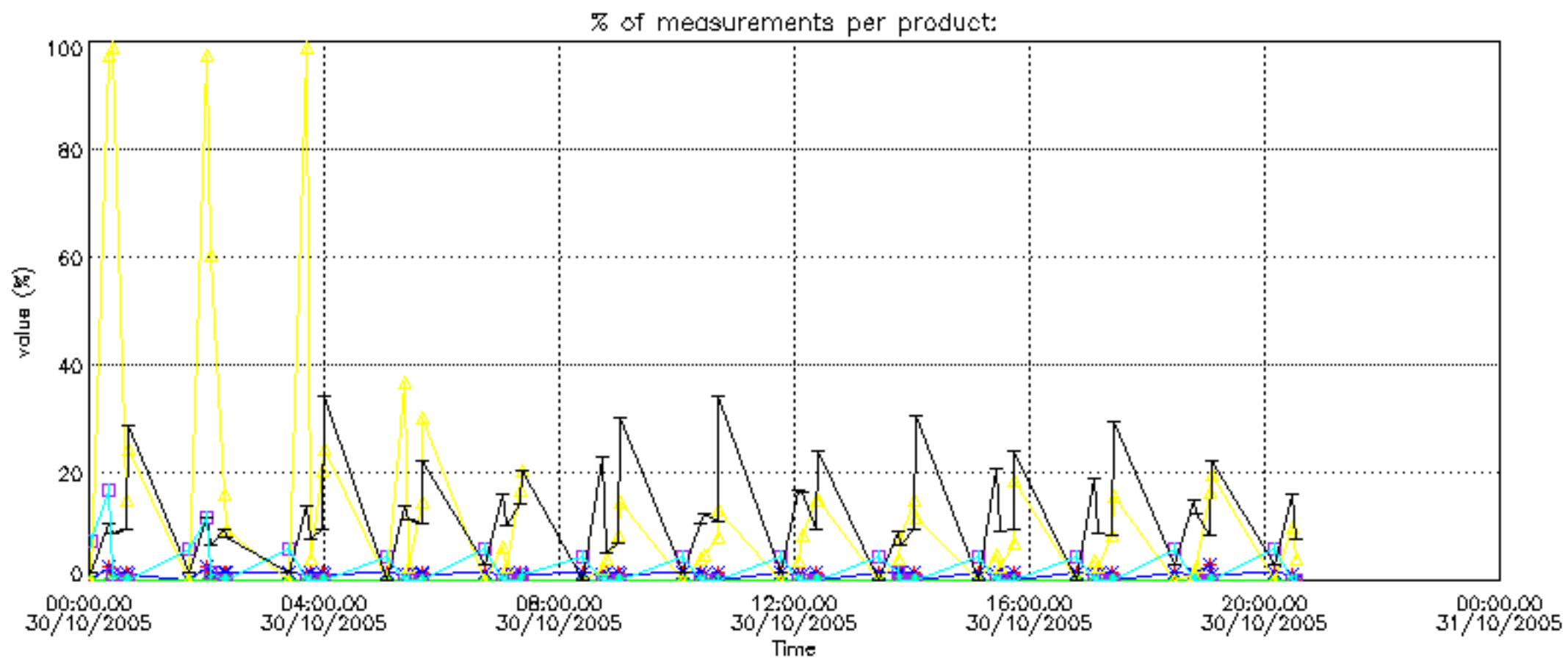


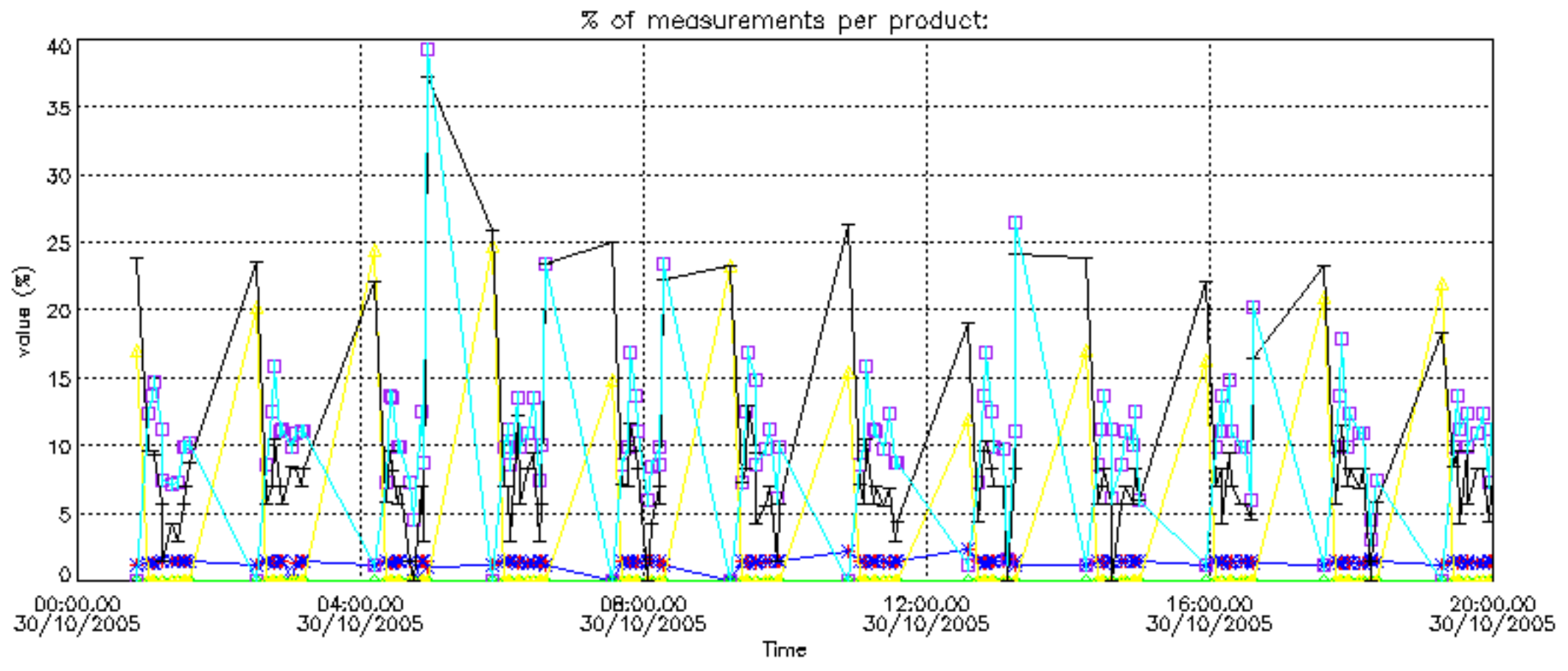
Percentage of flagged data per NO2 profile



Percentage of flagged data per NO3 profile

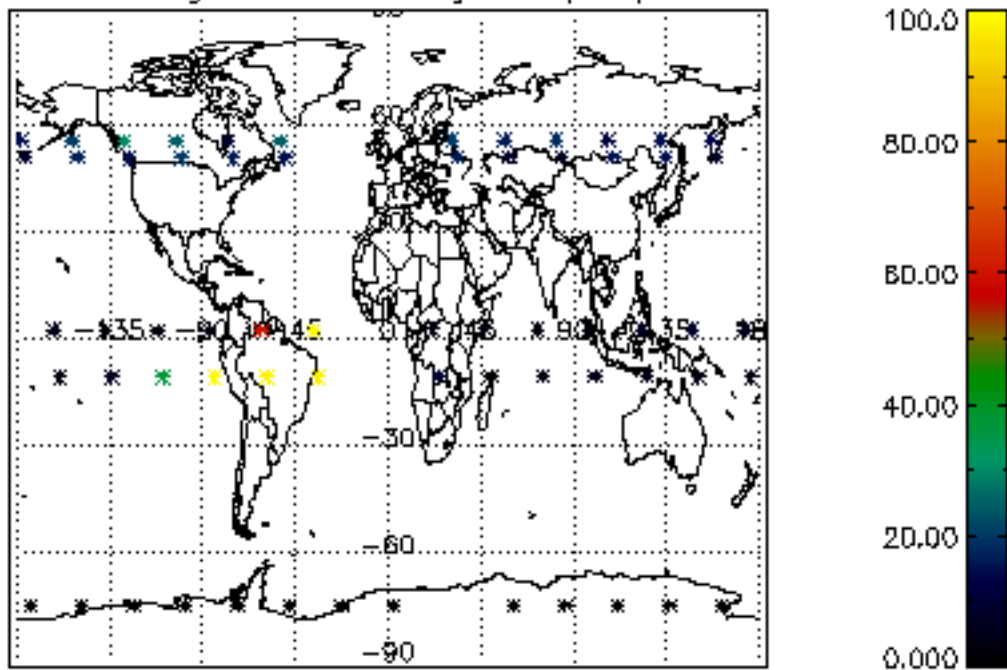




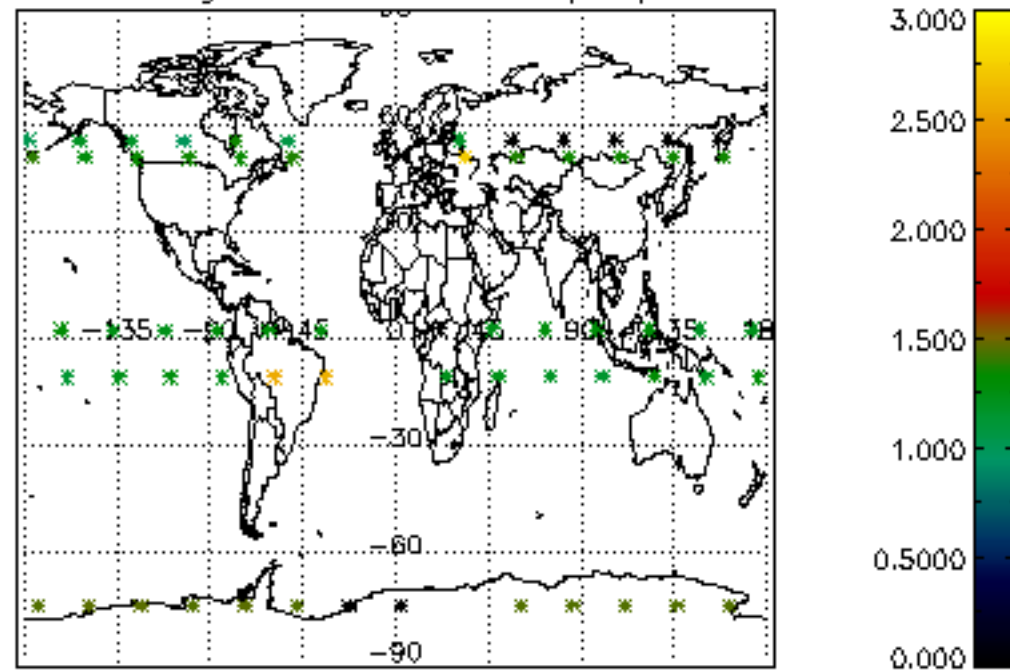




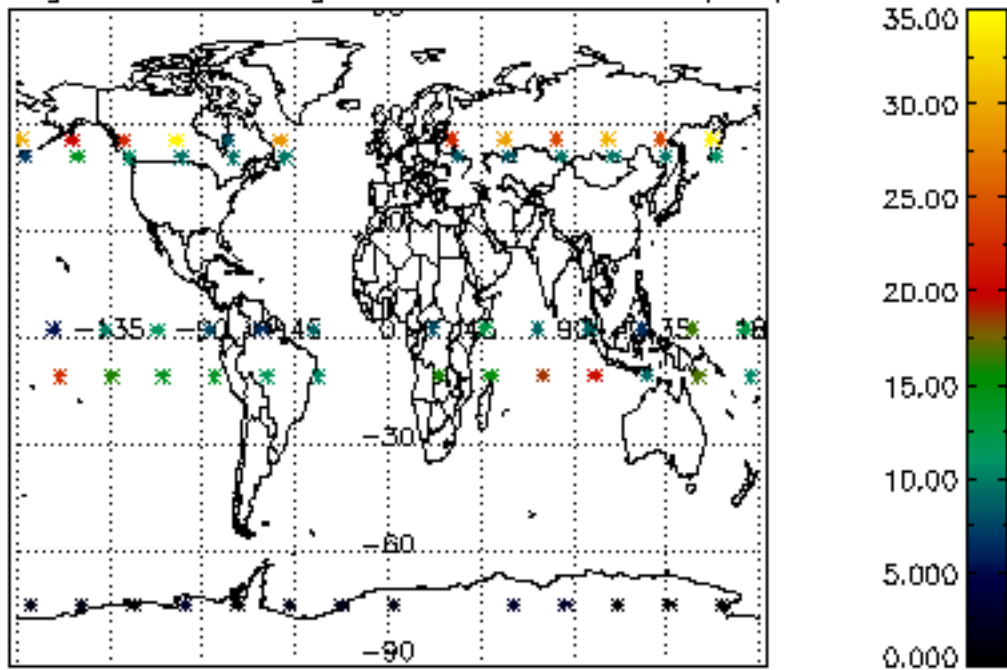
Percentage of cosmic ray hits per profile



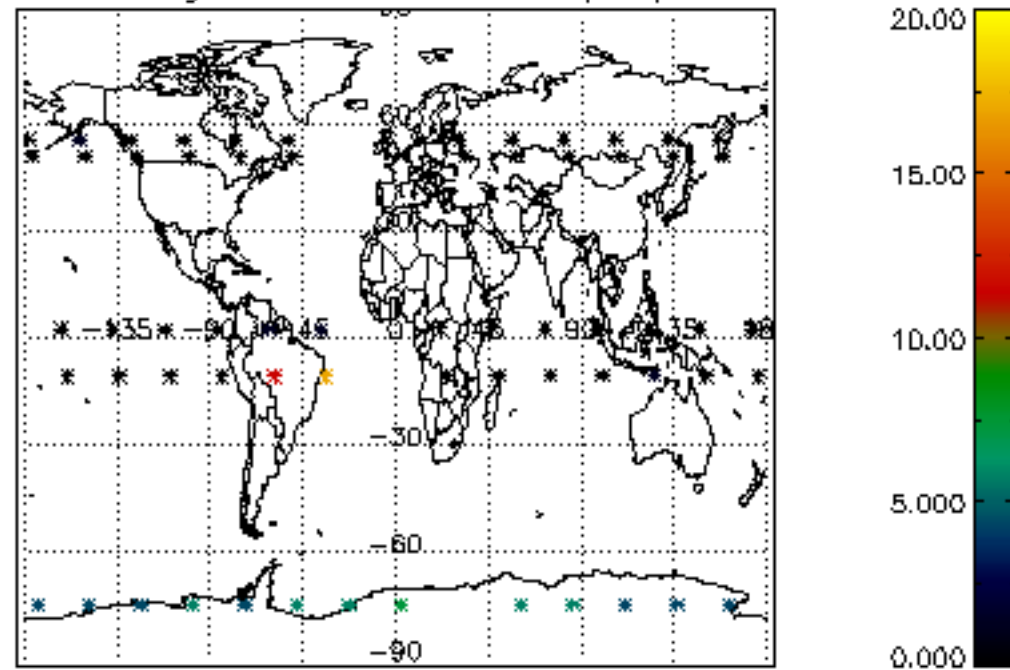
Percentage of datation errors per profile



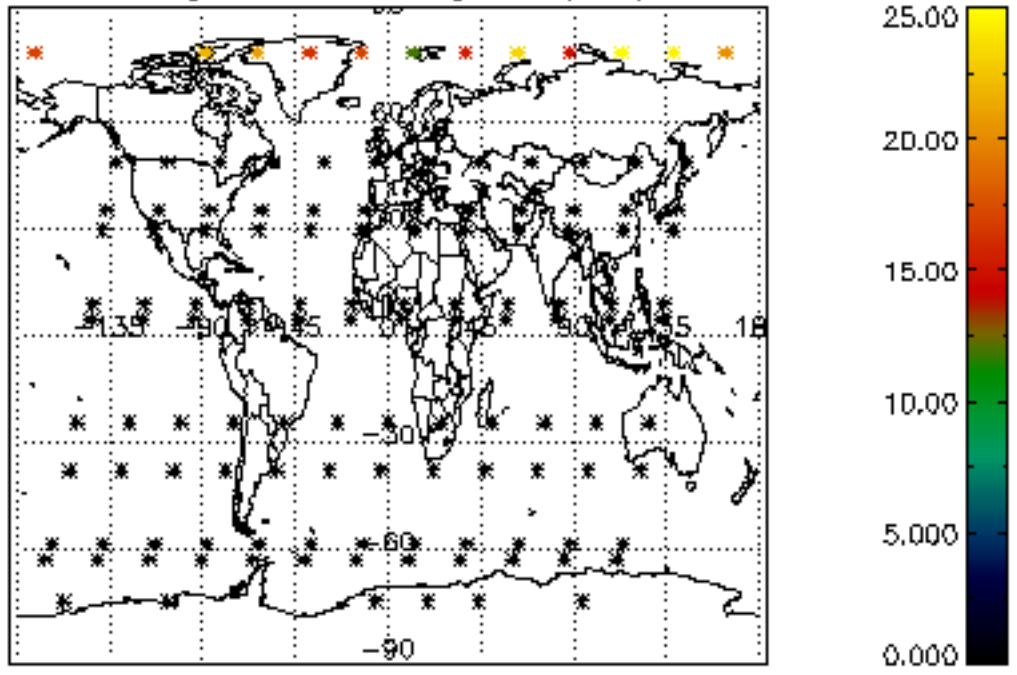
Percentage of star falling outside central band per profile



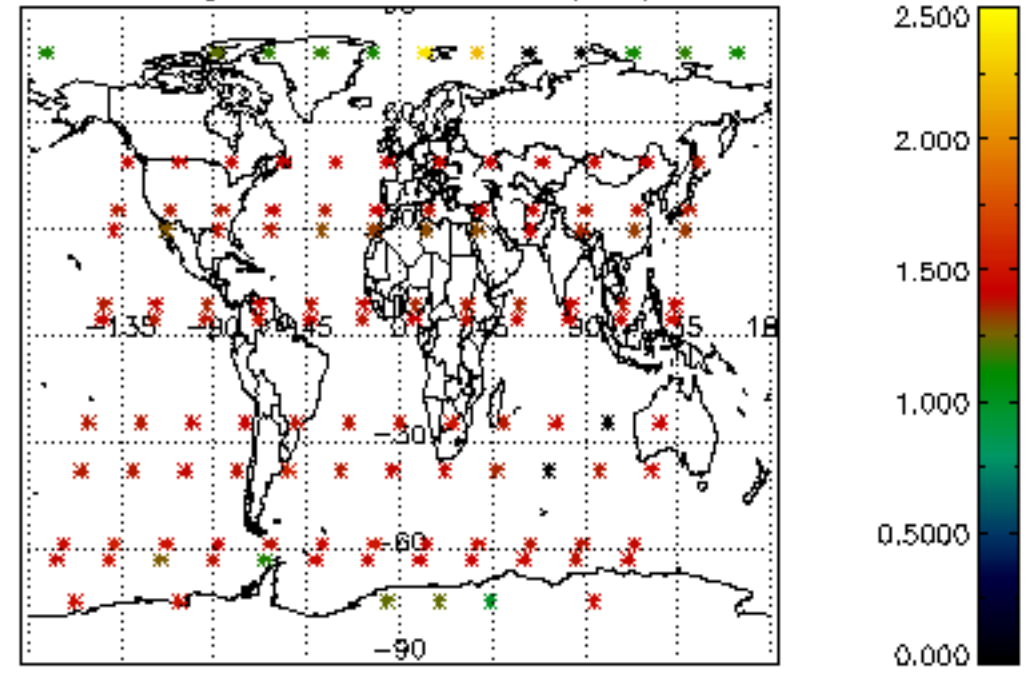
Percentage of saturation errors per profile



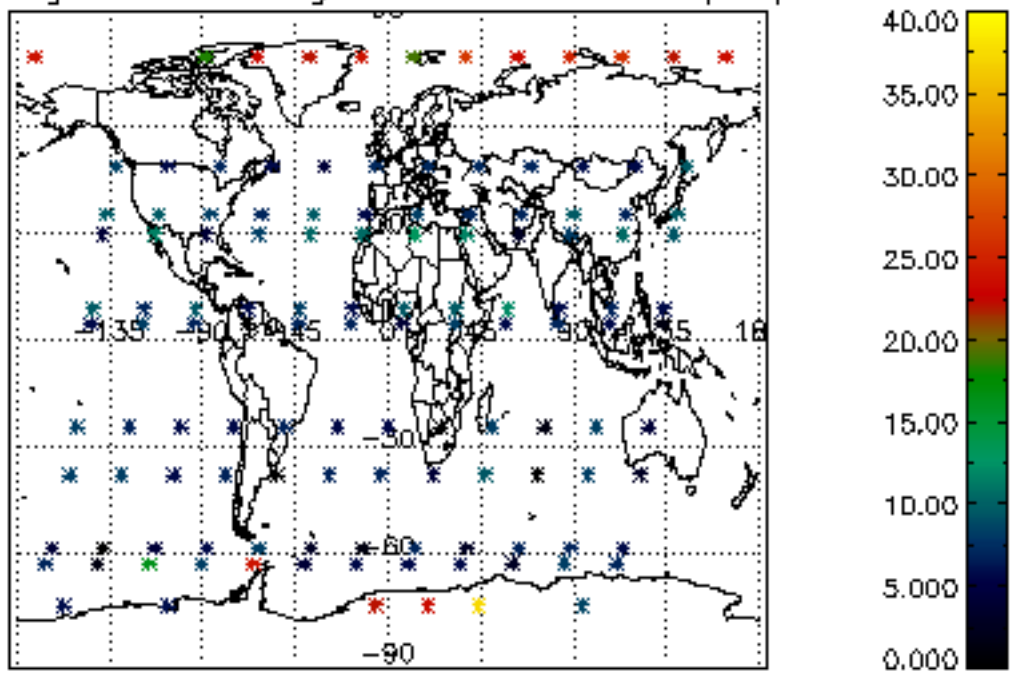
Percentage of cosmic ray hits per profile



Percentage of datation errors per profile



Percentage of star falling outside central band per profile



Percentage of saturation errors per profile

