

GOMOS Level 2 Daily Report

SUMMARY

[1. General Info](#)

[2. Summary of processed GOM_NL_2P products](#)

[3. Level 2 Quality information per product](#)

[3.1 Plot of level 2 quality information per product \(time dependant\)](#)

[3.2 Plot of level 2 quality information per product \(world map\)](#)

[4. Level 1 Quality information per product \(stored on level 2 products\)](#)

[4.1 Plot of level 1 quality information per product \(time dependant\)](#)

[4.1.1 Plot of level 1 quality information per product \(time dependant\): ASCENDING](#)

[4.1.2 Plot of level 1 quality information per product \(time dependant\): DESCENDING](#)

[4.2 Plot of level 1 quality information per product \(world map\)](#)

[4.2.1 Plot of level 1 quality information per product \(world map\): ASCENDING](#)

[4.2.2 Plot of level 1 quality information per product \(world map\): DESCENDING](#)

[5. Ozone profiles based on quality statistics and other trace gas profiles](#)

[5.1 Ozone statistics based on quality of products](#)

[5.2 Plot ozone profiles for all STD \(dark without errors\)](#)

[5.3 Plot ozone profiles where STD < 20% \(dark without errors\)](#)

[5.4. Plot ozone profiles where STD < 10% \(dark without errors\)](#)

[5.5. Plot ozone profiles where STD < 5% \(dark without errors\)](#)

[5.6 Plot NO2 profiles for all STD \(dark without errors\)](#)

[5.7 Plot NO3 profiles for all STD \(dark without errors\)](#)

[5.8 Plot H2O profiles \(only for occultations of stars 1,2,3,4,13,14,16,26,63 dark without errors\) for all STD](#)

[6. Auxiliary Data Files used for the production reported in section 2](#)

This report presents the daily analysis on parameters extracted from GOMOS level 2 data (GOM_NL__2P). It is intended to monitor some important parameters that will impact the quality of these products. A list of level 2 products (and content) that have arrived during the reporting day to the PCF is also given.

Item	Value
Time of report generation	18APR2013 12:08:28
Data source version	GOMOS/6.01
Start time of products	29-10-2005 (29OCT2005 00:00:00)
Stop time of products	30-10-2005 (30OCT2005 00:00:00)
Store outputs in DB	Yes
Nb of level 2 prods	216
Nb of prods with errors	1

2. Summary of processed GOM_NL__2P products.

Nr	Filename	UTC Start time	Limb	Duration	Star Id	Star Name	Star Mag	Star Temp	Nb Meas	Orbit	Prod. error
1	GOM_NL__2PRFIN20051029_000214_000000362042_00059_19151_8013.N1	29-OCT-2005 00:02:14	Bright	36.000	68	18Alp Cas	2.2250	4500.0	72	19151	No
2	GOM_NL__2PRFIN20051029_000328_000000362042_00059_19151_8014.N1	29-OCT-2005 00:03:28	Bright	35.500	76	27Gam Cas	2.3000	30000.	71	19151	No
3	GOM_NL__2PRFIN20051029_001131_000000352042_00059_19151_8015.N1	29-OCT-2005 00:11:31	Bright	34.500	49	1Alp UMi	1.9900	6300.0	69	19151	No
4	GOM_NL__2PRFIN20051029_001512_000000362042_00059_19151_8016.N1	29-OCT-2005 00:15:12	Bright	36.000	60	7Bet UMi	2.0810	3950.0	72	19151	No
5	GOM_NL__2PRFIN20051029_002108_000000332042_00059_19151_8017.N1	29-OCT-2005 00:21:08	Bright	33.000	32	77Eps UMa	1.7630	11000.	66	19151	No
6	GOM_NL__2PRFIN20051029_002600_000000332042_00059_19151_8018.N1	29-OCT-2005 00:26:00	Bright	33.000	152	12Alp2CVn	2.8900	11000.	66	19151	No
7	GOM_NL__2PRFIN20051029_003322_000000342042_00059_19151_8019.N1	29-OCT-2005 00:33:22	Bright	34.000	62	94Bet Leo	2.1360	9700.0	68	19151	No
8	GOM_NL__2PRFIN20051029_005154_000000402042_00059_19151_8020.N1	29-OCT-2005 00:51:54	Dark	39.500	113	Mu Vel	2.6920	5000.0	79	19151	No
9	GOM_NL__2PRFIN20051029_010914_000000372042_00060_19152_8007.N1	29-OCT-2005 01:09:14	Dark	36.500	143	Alp Hyi	2.8570	7200.0	73	19152	No
10	GOM_NL__2PRFIN20051029_011038_000000382042_00060_19152_8008.N1	29-OCT-2005 01:10:38	Dark	38.000	9	Alp Eri	0.45300	24000.	76	19152	No
11	GOM_NL__2PRFIN20051029_012159_000000422042_00060_19152_8009.N1	29-OCT-2005 01:21:59	Straylight	41.500	52	16Bet Cet	2.0370	4500.0	83	19152	No
12	GOM_NL__2PRFIN20051029_013129_000000362042_00060_19152_8010.N1	29-OCT-2005 01:31:29	Bright	35.500	140	88Gam Peg	2.8340	26000.	71	19152	No
13	GOM_NL__2PRFIN20051029_013521_000000372042_00060_19152_8011.N1	29-OCT-2005 01:35:21	Bright	36.500	58	21Alp And	2.0730	11000.	73	19152	No
14	GOM_NL__2PRFIN20051029_013659_000000392042_00060_19152_8012.N1	29-OCT-2005 01:36:59	Bright	39.000	53	43Bet And	2.0480	3300.0	78	19152	No
15	GOM_NL__2PRFIN20051029_014250_000000352042_00060_19152_8013.N1	29-OCT-2005 01:42:50	Bright	35.000	68	18Alp Cas	2.2250	4500.0	70	19152	No
16	GOM_NL__2PRFIN20051029_014403_000000352042_00060_19152_8014.N1	29-OCT-2005 01:44:03	Bright	34.500	76	27Gam Cas	2.3000	30000.	69	19152	No
17	GOM_NL__2PRFIN20051029_015206_000000332042_00060_19152_8015.N1	29-OCT-2005 01:52:06	Bright	33.000	49	1Alp UMi	1.9900	6300.0	66	19152	No
18	GOM_NL__2PRFIN20051029_015548_000000362042_00060_19152_8016.N1	29-OCT-2005 01:55:48	Bright	36.000	60	7Bet UMi	2.0810	3950.0	72	19152	No
19	GOM_NL__2PRFIN20051029_020145_000000342042_00060_19152_8017.N1	29-OCT-2005 02:01:45	Bright	34.000	32	77Eps UMa	1.7630	11000.	68	19152	No
20	GOM_NL__2PRFIN20051029_020636_000000342042_00060_19152_8018.N1	29-OCT-2005 02:06:36	Bright	34.000	152	12Alp2CVn	2.8900	11000.	68	19152	No
21	GOM_NL__2PRFIN20051029_021359_000000342042_00060_19152_8019.N1	29-OCT-2005 02:13:59	Bright	33.500	62	94Bet Leo	2.1360	9700.0	67	19152	No
22	GOM_NL__2PRFIN20051029_023230_000000422042_00060_19152_8020.N1	29-OCT-2005 02:32:30	Dark	42.000	113	Mu Vel	2.6920	5000.0	84	19152	No
23	GOM_NL__2PRFIN20051029_023608_000000402042_00061_19153_8007.N1	29-OCT-2005 02:36:08	Dark	40.000	91	Kap Vel	2.4900	26000.	80	19153	No
24	GOM_NL__2PRFIN20051029_024950_000000372042_00061_19153_8008.N1	29-OCT-2005 02:49:50	Dark	36.500	143	Alp Hyi	2.8570	7200.0	73	19153	No
25	GOM_NL__2PRFIN20051029_025114_000000392042_00061_19153_8009.N1	29-OCT-2005 02:51:14	Dark	38.500	9	Alp Eri	0.45300	24000.	77	19153	No
26	GOM_NL__2PRFIN20051029_030235_000000432042_00061_19153_8010.N1	29-OCT-2005 03:02:35	Straylight	43.000	52	16Bet Cet	2.0370	4500.0	86	19153	No
27	GOM_NL__2PRFIN20051029_031205_000000352042_00061_19153_8011.N1	29-OCT-2005 03:12:05	Bright	35.000	140	88Gam Peg	2.8340	26000.	70	19153	No
28	GOM_NL__2PRFIN20051029_031557_000000362042_00061_19153_8012.N1	29-OCT-2005 03:15:57	Bright	36.000	58	21Alp And	2.0730	11000.	72	19153	No
29	GOM_NL__2PRFIN20051029_031735_000000392042_00061_19153_8013.N1	29-OCT-2005 03:17:35	Bright	38.500	53	43Bet And	2.0480	3300.0	77	19153	No
30	GOM_NL__2PRFIN20051029_032326_000000362042_00061_19153_8014.N1	29-OCT-2005 03:23:26	Bright	36.000	68	18Alp Cas	2.2250	4500.0	72	19153	No
31	GOM_NL__2PRFIN20051029_032439_000000362042_00061_19153_8015.N1	29-OCT-2005 03:24:39	Bright	35.500	76	27Gam Cas	2.3000	30000.	71	19153	No
32	GOM_NL__2PRFIN20051029_033242_000000332042_00061_19153_8016.N1	29-OCT-2005 03:32:42	Bright	32.500	49	1Alp UMi	1.9900	6300.0	65	19153	No
33	GOM_NL__2PRFIN20051029_033625_000000362042_00061_19153_8017.N1	29-OCT-2005 03:36:25	Bright	35.500	60	7Bet UMi	2.0810	3950.0	71	19153	No
34	GOM_NL__2PRFIN20051029_034221_000000372042_00061_19153_8018.N1	29-OCT-2005 03:42:21	Bright	36.500	32	77Eps UMa	1.7630	11000.	73	19153	No
35	GOM_NL__2PRFIN20051029_034712_000000512042_00061_19153_8019.N1	29-OCT-2005 03:47:12	Bright	51.000	152	12Alp2CVn	2.8900	11000.	102	19153	No
36	GOM_NL__2PRFIN20051029_035435_000000342042_00061_19153_8020.N1	29-OCT-2005 03:54:35	Bright	33.500	62	94Bet Leo	2.1360	9700.0	67	19153	No
37	GOM_NL__2PRFIN20051029_041307_000000392042_00061_19153_8021.N1	29-OCT-2005 04:13:07	Dark	39.000	113	Mu Vel	2.6920	5000.0	78	19153	No
38	GOM_NL__2PRFIN20051029_041645_000000412042_00062_19154_8007.N1	29-OCT-2005 04:16:45	Dark	41.000	91	Kap Vel	2.4900	26000.	82	19154	No
39	GOM_NL__2PRFIN20051029_043026_000000372042_00062_19154_8008.N1	29-OCT-2005 04:30:26	Dark	36.500	143	Alp Hyi	2.8570	7200.0	73	19154	No
40	GOM_NL__2PRFIN20051029_043150_000000482042_00062_19154_8009.N1	29-OCT-2005 04:31:50	Dark	48.000	9	Alp Eri	0.45300	24000.	96	19154	No
41	GOM_NL__2PRFIN20051029_044312_000000432042_00062_19154_8010.N1	29-OCT-2005 04:43:12	Straylight	43.000	52	16Bet Cet	2.0370	4500.0	86	19154	No
42	GOM_NL__2PRFIN20051029_045241_000000362042_00062_19154_8011.N1	29-OCT-2005 04:52:41	Bright	35.500	140	88Gam Peg	2.8340	26000.	71	19154	No

43	GOM_NL__2PRFIN20051029_045633_000000372042_00062_19154_8012.N1	29-OCT-2005 04:56:33	Bright	36.500	58	21Alp And	2.0730	11000.	73	19154	No
44	GOM_NL__2PRFIN20051029_045811_000000372042_00062_19154_8013.N1	29-OCT-2005 04:58:11	Bright	36.500	53	43Bet And	2.0480	3300.0	73	19154	No
45	GOM_NL__2PRFIN20051029_050402_000000362042_00062_19154_8014.N1	29-OCT-2005 05:04:02	Bright	35.500	68	18Alp Cas	2.2250	4500.0	71	19154	No
46	GOM_NL__2PRFIN20051029_050515_000000362042_00062_19154_8015.N1	29-OCT-2005 05:05:15	Bright	36.000	76	27Gam Cas	2.3000	30000.	72	19154	No
47	GOM_NL__2PRFIN20051029_051318_000000332042_00062_19154_8016.N1	29-OCT-2005 05:13:18	Bright	32.500	49	1Alp UMi	1.9900	6300.0	65	19154	No
48	GOM_NL__2PRFIN20051029_051701_000000382042_00062_19154_8017.N1	29-OCT-2005 05:17:01	Bright	37.500	60	7Bet UMi	2.0810	3950.0	75	19154	No
49	GOM_NL__2PRFIN20051029_052257_000000352042_00062_19154_8018.N1	29-OCT-2005 05:22:57	Bright	34.500	32	77Eps UMa	1.7630	11000.	69	19154	No
50	GOM_NL__2PRFIN20051029_052749_000000322042_00062_19154_8019.N1	29-OCT-2005 05:27:49	Bright	31.500	152	12Alp2CVn	2.8900	11000.	63	19154	No
51	GOM_NL__2PRFIN20051029_053511_000000342042_00062_19154_8020.N1	29-OCT-2005 05:35:11	Bright	34.000	62	94Bet Leo	2.1360	9700.0	68	19154	No
52	GOM_NL__2PRFIN20051029_055343_000000392042_00062_19154_8021.N1	29-OCT-2005 05:53:43	Dark	38.500	113	Mu Vel	2.6920	5000.0	77	19154	No
53	GOM_NL__2PRFIN20051029_055721_000000392042_00063_19155_8007.N1	29-OCT-2005 05:57:21	Dark	39.000	91	Kap Vel	2.4900	26000.	78	19155	No
54	GOM_NL__2PRFIN20051029_061103_000000382042_00063_19155_8008.N1	29-OCT-2005 06:11:03	Dark	38.000	143	Alp Hyi	2.8570	7200.0	76	19155	No
55	GOM_NL__2PRFIN20051029_061226_000000502042_00063_19155_8009.N1	29-OCT-2005 06:12:26	Dark	50.000	9	Alp Eri	0.45300	24000.	100	19155	No
56	GOM_NL__2PRFIN20051029_062348_000000432042_00063_19155_8010.N1	29-OCT-2005 06:23:48	Straylight	42.500	52	16Bet Cet	2.0370	4500.0	85	19155	No
57	GOM_NL__2PRFIN20051029_063317_000000362042_00063_19155_8011.N1	29-OCT-2005 06:33:17	Bright	36.000	140	88Gam Peg	2.8340	26000.	72	19155	No
58	GOM_NL__2PRFIN20051029_063709_000000362042_00063_19155_8012.N1	29-OCT-2005 06:37:09	Bright	35.500	58	21Alp And	2.0730	11000.	71	19155	No
59	GOM_NL__2PRFIN20051029_063847_000000362042_00063_19155_8013.N1	29-OCT-2005 06:38:47	Bright	36.000	53	43Bet And	2.0480	3300.0	72	19155	No
60	GOM_NL__2PRFIN20051029_064438_000000352042_00063_19155_8014.N1	29-OCT-2005 06:44:38	Bright	34.500	68	18Alp Cas	2.2250	4500.0	69	19155	No
61	GOM_NL__2PRFIN20051029_064551_000000372042_00063_19155_8015.N1	29-OCT-2005 06:45:51	Bright	36.500	76	27Gam Cas	2.3000	30000.	73	19155	No
62	GOM_NL__2PRFIN20051029_065354_000000372042_00063_19155_8016.N1	29-OCT-2005 06:53:54	Bright	36.500	49	1Alp UMi	1.9900	6300.0	73	19155	No
63	GOM_NL__2PRFIN20051029_065737_000000382042_00063_19155_8017.N1	29-OCT-2005 06:57:37	Bright	38.000	60	7Bet UMi	2.0810	3950.0	76	19155	No
64	GOM_NL__2PRFIN20051029_070333_000000352042_00063_19155_8018.N1	29-OCT-2005 07:03:33	Bright	35.000	32	77Eps UMa	1.7630	11000.	70	19155	No
65	GOM_NL__2PRFIN20051029_071547_000000352042_00063_19155_8019.N1	29-OCT-2005 07:15:47	Bright	34.500	62	94Bet Leo	2.1360	9700.0	69	19155	No
66	GOM_NL__2PRFIN20051029_073420_000000402042_00063_19155_8020.N1	29-OCT-2005 07:34:20	Dark	39.500	113	Mu Vel	2.6920	5000.0	79	19155	No
67	GOM_NL__2PRFIN20051029_073758_000000402042_00064_19156_8007.N1	29-OCT-2005 07:37:58	Dark	40.000	91	Kap Vel	2.4900	26000.	80	19156	No
68	GOM_NL__2PRFIN20051029_075139_000000382042_00064_19156_8008.N1	29-OCT-2005 07:51:39	Dark	38.000	143	Alp Hyi	2.8570	7200.0	76	19156	No
69	GOM_NL__2PRFIN20051029_075303_000000452042_00064_19156_8009.N1	29-OCT-2005 07:53:03	Dark	45.000	9	Alp Eri	0.45300	24000.	90	19156	No
70	GOM_NL__2PRFIN20051029_080424_000000432042_00064_19156_8010.N1	29-OCT-2005 08:04:24	Straylight	42.500	52	16Bet Cet	2.0370	4500.0	85	19156	No
71	GOM_NL__2PRFIN20051029_081353_000000362042_00064_19156_8011.N1	29-OCT-2005 08:13:53	Bright	36.000	140	88Gam Peg	2.8340	26000.	72	19156	No
72	GOM_NL__2PRFIN20051029_081745_000000362042_00064_19156_8012.N1	29-OCT-2005 08:17:45	Bright	36.000	58	21Alp And	2.0730	11000.	72	19156	No
73	GOM_NL__2PRFIN20051029_081923_000000402042_00064_19156_8013.N1	29-OCT-2005 08:19:23	Bright	39.500	53	43Bet And	2.0480	3300.0	79	19156	No
74	GOM_NL__2PRFIN20051029_082514_000000372042_00064_19156_8014.N1	29-OCT-2005 08:25:14	Bright	37.000	68	18Alp Cas	2.2250	4500.0	74	19156	No
75	GOM_NL__2PRFIN20051029_082627_000000372042_00064_19156_8015.N1	29-OCT-2005 08:26:27	Bright	36.500	76	27Gam Cas	2.3000	30000.	73	19156	No
76	GOM_NL__2PRFIN20051029_083430_000000342042_00064_19156_8016.N1	29-OCT-2005 08:34:30	Bright	33.500	49	1Alp UMi	1.9900	6300.0	67	19156	No
77	GOM_NL__2PRFIN20051029_083813_000000372042_00064_19156_8017.N1	29-OCT-2005 08:38:13	Bright	36.500	60	7Bet UMi	2.0810	3950.0	73	19156	No
78	GOM_NL__2PRFIN20051029_084409_000000362042_00064_19156_8018.N1	29-OCT-2005 08:44:09	Bright	35.500	32	77Eps UMa	1.7630	11000.	71	19156	No
79	GOM_NL__2PRFIN20051029_084901_000000392042_00064_19156_8019.N1	29-OCT-2005 08:49:01	Bright	38.500	152	12Alp2CVn	2.8900	11000.	77	19156	No
80	GOM_NL__2PRFIN20051029_085623_000000352042_00064_19156_8020.N1	29-OCT-2005 08:56:23	Bright	34.500	62	94Bet Leo	2.1360	9700.0	69	19156	No
81	GOM_NL__2PRFIN20051029_091456_000000422042_00064_19156_8021.N1	29-OCT-2005 09:14:56	Dark	42.000	113	Mu Vel	2.6920	5000.0	84	19156	No
82	GOM_NL__2PRFIN20051029_091834_000000402042_00065_19157_8007.N1	29-OCT-2005 09:18:34	Dark	39.500	91	Kap Vel	2.4900	26000.	79	19157	No
83	GOM_NL__2PRFIN20051029_093215_000000382042_00065_19157_8008.N1	29-OCT-2005 09:32:15	Dark	38.000	143	Alp Hyi	2.8570	7200.0	76	19157	No
84	GOM_NL__2PRFIN20051029_093339_000000462042_00065_19157_8009.N1	29-OCT-2005 09:33:39	Dark	46.000	9	Alp Eri	0.45300	24000.	92	19157	No
85	GOM_NL__2PRFIN20051029_094500_000000452042_00065_19157_8010.N1	29-OCT-2005 09:45:00	Straylight	44.500	52	16Bet Cet	2.0370	4500.0	89	19157	No
86	GOM_NL__2PRFIN20051029_095429_000000362042_00065_19157_8011.N1	29-OCT-2005 09:54:29	Bright	35.500	140	88Gam Peg	2.8340	26000.	71	19157	No
87	GOM_NL__2PRFIN20051029_095821_000000352042_00065_19157_8012.N1	29-OCT-2005 09:58:21	Bright	35.000	58	21Alp And	2.0730	11000.	70	19157	No
88	GOM_NL__2PRFIN20051029_095959_000000372042_00065_19157_8013.N1	29-OCT-2005 09:59:59	Bright	37.000	53	43Bet And	2.0480	3300.0	74	19157	No
89	GOM_NL__2PRFIN20051029_100550_000000372042_00065_19157_8014.N1	29-OCT-2005 10:05:50	Bright	36.500	68	18Alp Cas	2.2250	4500.0	73	19157	No
90	GOM_NL__2PRFIN20051029_100703_000000362042_00065_19157_8015.N1	29-OCT-2005 10:07:03	Bright	36.000	76	27Gam Cas	2.3000	30000.	72	19157	No
91	GOM_NL__2PRFIN20051029_101506_000000372042_00065_19157_8016.N1	29-OCT-2005 10:15:06	Bright	36.500	49	1Alp UMi	1.9900	6300.0	73	19157	No
92	GOM_NL__2PRFIN20051029_101849_000000352042_00065_19157_8017.N1	29-OCT-2005 10:18:49	Bright	35.000	60	7Bet UMi	2.0810	3950.0	70	19157	No
93	GOM_NL__2PRFIN20051029_102445_000000332042_00065_19157_8018.N1	29-OCT-2005 10:24:45	Bright	33.000	32	77Eps UMa	1.7630	11000.	66	19157	No
94	GOM_NL__2PRFIN20051029_102937_000000332042_00065_19157_8019.N1	29-OCT-2005 10:29:37	Bright	32.500	152	12Alp2CVn	2.8900	11000.	65	19157	No
95	GOM_NL__2PRFIN20051029_103659_000000332042_00065_19157_8020.N1	29-OCT-2005 10:36:59	Bright	33.000	62	94Bet Leo	2.1360	9700.0	66	19157	No
96	GOM_NL__2PRFIN20051029_105532_000000422042_00065_19157_8021.N1	29-OCT-2005 10:55:32	Dark	41.500	113	Mu Vel	2.6920	5000.0	83	19157	No
97	GOM_NL__2PRFIN20051029_105911_000000402042_00066_19158_8007.N1	29-OCT-2005 10:59:11	Dark	39.500	91	Kap Vel	2.4900	26000.	79	19158	No
98	GOM_NL__2PRFIN20051029_111251_000000372042_00066_19158_8008.N1	29-OCT-2005 11:12:51	Dark	37.000	143	Alp Hyi	2.8570	7200.0	74	19158	No
99	GOM_NL__2PRFIN20051029_111415_000000462042_00066_19158_8009.N1	29-OCT-2005 11:14:15	Dark	45.500	9	Alp Eri	0.45300	24000.	91	19158	No
100	GOM_NL__2PRFIN20051029_112536_000000412042_00066_19158_8010.N1	29-OCT-2005 11:25:36	Straylight	41.000	52	16Bet Cet	2.0370	4500.0	82	19158	No
101	GOM_NL__2PRFIN20051029_113505_000000362042_00066_19158_8011.N1	29-OCT-2005 11:35:05	Bright	35.500	140	88Gam Peg	2.8340	26000.	71	19158	No

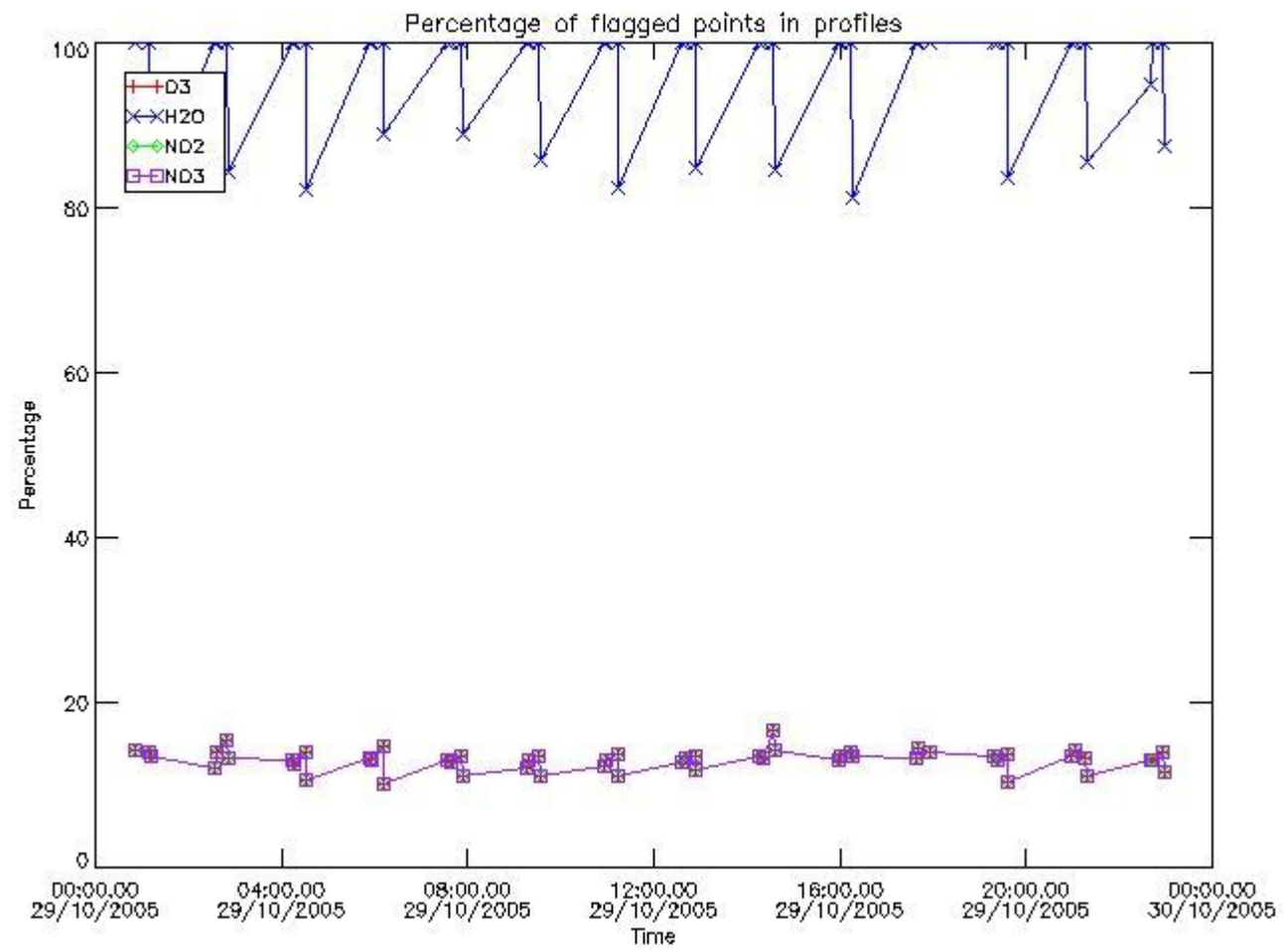
102	GOM_NL__2PRFIN20051029_113857_000000362042_00066_19158_8012.N1	29-OCT-2005 11:38:57	Bright	35.500	58	21Alp And	2.0730	11000.	71	19158	No
103	GOM_NL__2PRFIN20051029_114034_000000382042_00066_19158_8013.N1	29-OCT-2005 11:40:34	Bright	37.500	53	43Bet And	2.0480	3300.0	75	19158	No
104	GOM_NL__2PRFIN20051029_114625_000000372042_00066_19158_8014.N1	29-OCT-2005 11:46:25	Bright	37.000	68	18Alp Cas	2.2250	4500.0	74	19158	No
105	GOM_NL__2PRFIN20051029_114739_000000362042_00066_19158_8015.N1	29-OCT-2005 11:47:39	Bright	36.000	76	27Gam Cas	2.3000	30000.	72	19158	No
106	GOM_NL__2PRFIN20051029_115542_000000372042_00066_19158_8016.N1	29-OCT-2005 11:55:42	Bright	36.500	49	1Alp UMi	1.9900	6300.0	73	19158	No
107	GOM_NL__2PRFIN20051029_115925_000000382042_00066_19158_8017.N1	29-OCT-2005 11:59:25	Bright	38.000	60	7Bet UMi	2.0810	3950.0	76	19158	No
108	GOM_NL__2PRFIN20051029_120521_000000342042_00066_19158_8018.N1	29-OCT-2005 12:05:21	Bright	33.500	32	77Eps UMa	1.7630	11000.	67	19158	No
109	GOM_NL__2PRFIN20051029_121013_000000342042_00066_19158_8019.N1	29-OCT-2005 12:10:13	Bright	33.500	152	12Alp2CVn	2.8900	11000.	67	19158	No
110	GOM_NL__2PRFIN20051029_121735_000000342042_00066_19158_8020.N1	29-OCT-2005 12:17:35	Bright	33.500	62	94Bet Leo	2.1360	9700.0	67	19158	No
111	GOM_NL__2PRFIN20051029_123608_000000402042_00066_19158_8021.N1	29-OCT-2005 12:36:08	Dark	40.000	113	Mu Vel	2.6920	5000.0	80	19158	No
112	GOM_NL__2PRFIN20051029_123947_000000392042_00067_19159_8007.N1	29-OCT-2005 12:39:47	Dark	38.500	91	Kap Vel	2.4900	26000.	77	19159	No
113	GOM_NL__2PRFIN20051029_125327_000000382042_00067_19159_8008.N1	29-OCT-2005 12:53:27	Dark	37.500	143	Alp Hyi	2.8570	7200.0	75	19159	No
114	GOM_NL__2PRFIN20051029_125451_000000432042_00067_19159_8009.N1	29-OCT-2005 12:54:51	Dark	42.500	9	Alp Eri	0.45300	24000.	85	19159	No
115	GOM_NL__2PRFIN20051029_130612_000000442042_00067_19159_8010.N1	29-OCT-2005 13:06:12	Straylight	43.500	52	16Bet Cet	2.0370	4500.0	87	19159	No
116	GOM_NL__2PRFIN20051029_131541_000000352042_00067_19159_8011.N1	29-OCT-2005 13:15:41	Bright	35.000	140	88Gam Peg	2.8340	26000.	70	19159	No
117	GOM_NL__2PRFIN20051029_131933_000000372042_00067_19159_8012.N1	29-OCT-2005 13:19:33	Bright	36.500	58	21Alp And	2.0730	11000.	73	19159	No
118	GOM_NL__2PRFIN20051029_132110_000000372042_00067_19159_8013.N1	29-OCT-2005 13:21:10	Bright	37.000	53	43Bet And	2.0480	3300.0	74	19159	No
119	GOM_NL__2PRFIN20051029_132701_000000372042_00067_19159_8014.N1	29-OCT-2005 13:27:01	Bright	36.500	68	18Alp Cas	2.2250	4500.0	73	19159	No
120	GOM_NL__2PRFIN20051029_132814_000000362042_00067_19159_8015.N1	29-OCT-2005 13:28:14	Bright	35.500	76	27Gam Cas	2.3000	30000.	71	19159	No
121	GOM_NL__2PRFIN20051029_133618_000000362042_00067_19159_8016.N1	29-OCT-2005 13:36:18	Bright	35.500	49	1Alp UMi	1.9900	6300.0	71	19159	No
122	GOM_NL__2PRFIN20051029_134001_000000372042_00067_19159_8017.N1	29-OCT-2005 13:40:01	Bright	36.500	60	7Bet UMi	2.0810	3950.0	73	19159	No
123	GOM_NL__2PRFIN20051029_134557_000000352042_00067_19159_8018.N1	29-OCT-2005 13:45:57	Bright	35.000	32	77Eps UMa	1.7630	11000.	70	19159	No
124	GOM_NL__2PRFIN20051029_135049_000000332042_00067_19159_8019.N1	29-OCT-2005 13:50:49	Bright	33.000	152	12Alp2CVn	2.8900	11000.	66	19159	No
125	GOM_NL__2PRFIN20051029_135812_000000342042_00067_19159_8020.N1	29-OCT-2005 13:58:12	Bright	33.500	62	94Bet Leo	2.1360	9700.0	67	19159	No
126	GOM_NL__2PRFIN20051029_141645_000000382042_00067_19159_8021.N1	29-OCT-2005 14:16:45	Dark	38.000	113	Mu Vel	2.6920	5000.0	76	19159	No
127	GOM_NL__2PRFIN20051029_142024_000000392042_00068_19160_8027.N1	29-OCT-2005 14:20:24	Dark	38.500	91	Kap Vel	2.4900	26000.	77	19160	No
128	GOM_NL__2PRFIN20051029_143403_000000372042_00068_19160_8028.N1	29-OCT-2005 14:34:03	Dark	37.000	143	Alp Hyi	2.8570	7200.0	74	19160	No
129	GOM_NL__2PRFIN20051029_143527_000000392042_00068_19160_8029.N1	29-OCT-2005 14:35:27	Dark	39.000	9	Alp Eri	0.45300	24000.	78	19160	No
130	GOM_NL__2PRFIN20051029_144648_000000422042_00068_19160_8030.N1	29-OCT-2005 14:46:48	Straylight	42.000	52	16Bet Cet	2.0370	4500.0	84	19160	No
131	GOM_NL__2PRFIN20051029_145618_000000372042_00068_19160_8031.N1	29-OCT-2005 14:56:18	Bright	36.500	140	88Gam Peg	2.8340	26000.	73	19160	No
132	GOM_NL__2PRFIN20051029_150009_000000372042_00068_19160_8032.N1	29-OCT-2005 15:00:09	Bright	36.500	58	21Alp And	2.0730	11000.	73	19160	No
133	GOM_NL__2PRFIN20051029_150146_000000382042_00068_19160_8033.N1	29-OCT-2005 15:01:46	Bright	37.500	53	43Bet And	2.0480	3300.0	75	19160	No
134	GOM_NL__2PRFIN20051029_150737_000000382042_00068_19160_8034.N1	29-OCT-2005 15:07:37	Bright	37.500	68	18Alp Cas	2.2250	4500.0	75	19160	No
135	GOM_NL__2PRFIN20051029_150850_000000372042_00068_19160_8035.N1	29-OCT-2005 15:08:50	Bright	36.500	76	27Gam Cas	2.3000	30000.	73	19160	No
136	GOM_NL__2PRFIN20051029_151654_000000362042_00068_19160_8036.N1	29-OCT-2005 15:16:54	Bright	36.000	49	1Alp UMi	1.9900	6300.0	72	19160	No
137	GOM_NL__2PRFIN20051029_152037_000000362042_00068_19160_8037.N1	29-OCT-2005 15:20:37	Bright	36.000	60	7Bet UMi	2.0810	3950.0	72	19160	No
138	GOM_NL__2PRFIN20051029_152633_000000362042_00068_19160_8038.N1	29-OCT-2005 15:26:33	Bright	35.500	32	77Eps UMa	1.7630	11000.	71	19160	No
139	GOM_NL__2PRFIN20051029_153125_000000332042_00068_19160_8039.N1	29-OCT-2005 15:31:25	Bright	32.500	152	12Alp2CVn	2.8900	11000.	65	19160	No
140	GOM_NL__2PRFIN20051029_153848_000000352042_00068_19160_8040.N1	29-OCT-2005 15:38:48	Bright	34.500	62	94Bet Leo	2.1360	9700.0	69	19160	No
141	GOM_NL__2PRFIN20051029_155721_000000392042_00068_19160_8041.N1	29-OCT-2005 15:57:21	Dark	39.000	113	Mu Vel	2.6920	5000.0	78	19160	No
142	GOM_NL__2PRFIN20051029_160100_000000382042_00069_19161_8027.N1	29-OCT-2005 16:01:00	Dark	38.000	91	Kap Vel	2.4900	26000.	76	19161	No
143	GOM_NL__2PRFIN20051029_161439_000000372042_00069_19161_8028.N1	29-OCT-2005 16:14:39	Dark	36.500	143	Alp Hyi	2.8570	7200.0	73	19161	No
144	GOM_NL__2PRFIN20051029_161603_000000372042_00069_19161_8029.N1	29-OCT-2005 16:16:03	Dark	37.000	9	Alp Eri	0.45300	24000.	74	19161	No
145	GOM_NL__2PRFIN20051029_162724_000000442042_00069_19161_8030.N1	29-OCT-2005 16:27:24	Straylight	44.000	52	16Bet Cet	2.0370	4500.0	88	19161	No
146	GOM_NL__2PRFIN20051029_163654_000000372042_00069_19161_8031.N1	29-OCT-2005 16:36:54	Bright	36.500	140	88Gam Peg	2.8340	26000.	73	19161	No
147	GOM_NL__2PRFIN20051029_164046_000000372042_00069_19161_8032.N1	29-OCT-2005 16:40:46	Bright	37.000	58	21Alp And	2.0730	11000.	74	19161	No
148	GOM_NL__2PRFIN20051029_164222_000000382042_00069_19161_8033.N1	29-OCT-2005 16:42:22	Bright	37.500	53	43Bet And	2.0480	3300.0	75	19161	No
149	GOM_NL__2PRFIN20051029_164813_000000362042_00069_19161_8034.N1	29-OCT-2005 16:48:13	Bright	35.500	68	18Alp Cas	2.2250	4500.0	71	19161	No
150	GOM_NL__2PRFIN20051029_164926_000000362042_00069_19161_8035.N1	29-OCT-2005 16:49:26	Bright	35.500	76	27Gam Cas	2.3000	30000.	71	19161	No
151	GOM_NL__2PRFIN20051029_165730_000000372042_00069_19161_8036.N1	29-OCT-2005 16:57:30	Bright	36.500	49	1Alp UMi	1.9900	6300.0	73	19161	No
152	GOM_NL__2PRFIN20051029_170113_000000352042_00069_19161_8037.N1	29-OCT-2005 17:01:13	Bright	35.000	60	7Bet UMi	2.0810	3950.0	70	19161	No
153	GOM_NL__2PRFIN20051029_170709_000000352042_00069_19161_8038.N1	29-OCT-2005 17:07:09	Bright	35.000	32	77Eps UMa	1.7630	11000.	70	19161	No
154	GOM_NL__2PRFIN20051029_171201_000000352042_00069_19161_8039.N1	29-OCT-2005 17:12:01	Bright	34.500	152	12Alp2CVn	2.8900	11000.	69	19161	No
155	GOM_NL__2PRFIN20051029_171924_000000342042_00069_19161_8040.N1	29-OCT-2005 17:19:24	Bright	34.000	62	94Bet Leo	2.1360	9700.0	68	19161	No
156	GOM_NL__2PRFIN20051029_173757_000000392042_00069_19161_8041.N1	29-OCT-2005 17:37:57	Dark	38.500	113	Mu Vel	2.6920	5000.0	77	19161	No
157	GOM_NL__2PRFIN20051029_174137_000000392042_00070_19162_8027.N1	29-OCT-2005 17:41:37	Dark	39.000	91	Kap Vel	2.4900	26000.	78	19162	No
158	GOM_NL__2PRFIN20051029_175516_000000372042_00070_19162_8028.N1	29-OCT-2005 17:55:16	Dark	36.500	143	Alp Hyi	2.8570	7200.0	73	19162	No
159	GOM_NL__2PRFIN20051029_175639_000000442042_00070_19162_8029.N1	29-OCT-2005 17:56:39	Dark	44.000	9	Alp Eri	0.45300	24000.	88	19162	Yes
160	GOM_NL__2PRFIN20051029_180800_000000432042_00070_19162_8030.N1	29-OCT-2005 18:08:00	Straylight	43.000	52	16Bet Cet	2.0370	4500.0	86	19162	No

161	GOM_NL__2PRFIN20051029_181730_000000362042_00070_19162_8031.N1	29-OCT-2005 18:17:30	Bright	36.000	140	88Gam Peg	2.8340	26000.	72	19162	No
162	GOM_NL__2PRFIN20051029_182122_000000362042_00070_19162_8032.N1	29-OCT-2005 18:21:22	Bright	35.500	58	21Alp And	2.0730	11000.	71	19162	No
163	GOM_NL__2PRFIN20051029_182258_000000392042_00070_19162_8033.N1	29-OCT-2005 18:22:58	Bright	39.000	53	43Bet And	2.0480	3300.0	78	19162	No
164	GOM_NL__2PRFIN20051029_182849_000000372042_00070_19162_8034.N1	29-OCT-2005 18:28:49	Bright	37.000	68	18Alp Cas	2.2250	4500.0	74	19162	No
165	GOM_NL__2PRFIN20051029_183002_000000372042_00070_19162_8035.N1	29-OCT-2005 18:30:02	Bright	36.500	76	27Gam Cas	2.3000	30000.	73	19162	No
166	GOM_NL__2PRFIN20051029_183806_000000362042_00070_19162_8036.N1	29-OCT-2005 18:38:06	Bright	36.000	49	1Alp UMi	1.9900	6300.0	72	19162	No
167	GOM_NL__2PRFIN20051029_184150_000000372042_00070_19162_8037.N1	29-OCT-2005 18:41:50	Bright	36.500	60	7Bet UMi	2.0810	3950.0	73	19162	No
168	GOM_NL__2PRFIN20051029_184745_000000342042_00070_19162_8038.N1	29-OCT-2005 18:47:45	Bright	33.500	32	77Eps UMa	1.7630	11000.	67	19162	No
169	GOM_NL__2PRFIN20051029_185237_000000352042_00070_19162_8039.N1	29-OCT-2005 18:52:37	Bright	34.500	152	12Alp2CVn	2.8900	11000.	69	19162	No
170	GOM_NL__2PRFIN20051029_190000_000000512042_00070_19162_8040.N1	29-OCT-2005 19:00:00	Bright	50.500	62	94Bet Leo	2.1360	9700.0	101	19162	No
171	GOM_NL__2PRFIN20051029_191834_000000382042_00070_19162_8041.N1	29-OCT-2005 19:18:34	Dark	37.500	113	Mu Vel	2.6920	5000.0	75	19162	No
172	GOM_NL__2PRFIN20051029_192213_000000402042_00071_19163_8027.N1	29-OCT-2005 19:22:13	Dark	39.500	91	Kap Vel	2.4900	26000.	79	19163	No
173	GOM_NL__2PRFIN20051029_193552_000000372042_00071_19163_8028.N1	29-OCT-2005 19:35:52	Dark	37.000	143	Alp Hyi	2.8570	7200.0	74	19163	No
174	GOM_NL__2PRFIN20051029_193715_000000492042_00071_19163_8029.N1	29-OCT-2005 19:37:15	Dark	49.000	9	Alp Eri	0.45300	24000.	98	19163	No
175	GOM_NL__2PRFIN20051029_194837_000000432042_00071_19163_8030.N1	29-OCT-2005 19:48:37	Straylight	43.000	52	16Bet Cet	2.0370	4500.0	86	19163	No
176	GOM_NL__2PRFIN20051029_195806_000000352042_00071_19163_8031.N1	29-OCT-2005 19:58:06	Bright	35.000	140	88Gam Peg	2.8340	26000.	70	19163	No
177	GOM_NL__2PRFIN20051029_200158_000000372042_00071_19163_8032.N1	29-OCT-2005 20:01:58	Bright	36.500	58	21Alp And	2.0730	11000.	73	19163	No
178	GOM_NL__2PRFIN20051029_200334_000000392042_00071_19163_8033.N1	29-OCT-2005 20:03:34	Bright	39.000	53	43Bet And	2.0480	3300.0	78	19163	No
179	GOM_NL__2PRFIN20051029_200925_000000372042_00071_19163_8034.N1	29-OCT-2005 20:09:25	Bright	37.000	68	18Alp Cas	2.2250	4500.0	74	19163	No
180	GOM_NL__2PRFIN20051029_201038_000000372042_00071_19163_8035.N1	29-OCT-2005 20:10:38	Bright	36.500	76	27Gam Cas	2.3000	30000.	73	19163	No
181	GOM_NL__2PRFIN20051029_201842_000000382042_00071_19163_8036.N1	29-OCT-2005 20:18:42	Bright	37.500	49	1Alp UMi	1.9900	6300.0	75	19163	No
182	GOM_NL__2PRFIN20051029_202226_000000382042_00071_19163_8037.N1	29-OCT-2005 20:22:26	Bright	37.500	60	7Bet UMi	2.0810	3950.0	75	19163	No
183	GOM_NL__2PRFIN20051029_202821_000000522042_00071_19163_8038.N1	29-OCT-2005 20:28:21	Bright	52.000	32	77Eps UMa	1.7630	11000.	104	19163	No
184	GOM_NL__2PRFIN20051029_203313_000000322042_00071_19163_8039.N1	29-OCT-2005 20:33:13	Bright	32.000	152	12Alp2CVn	2.8900	11000.	64	19163	No
185	GOM_NL__2PRFIN20051029_204037_000000342042_00071_19163_8040.N1	29-OCT-2005 20:40:37	Bright	33.500	62	94Bet Leo	2.1360	9700.0	67	19163	No
186	GOM_NL__2PRFIN20051029_205910_000000382042_00071_19163_8041.N1	29-OCT-2005 20:59:10	Dark	38.000	113	Mu Vel	2.6920	5000.0	76	19163	No
187	GOM_NL__2PRFIN20051029_210250_000000402042_00072_19164_8027.N1	29-OCT-2005 21:02:50	Dark	39.500	91	Kap Vel	2.4900	26000.	79	19164	No
188	GOM_NL__2PRFIN20051029_211628_000000432042_00072_19164_8028.N1	29-OCT-2005 21:16:28	Dark	42.500	143	Alp Hyi	2.8570	7200.0	85	19164	No
189	GOM_NL__2PRFIN20051029_211751_000000462042_00072_19164_8029.N1	29-OCT-2005 21:17:51	Dark	45.500	9	Alp Eri	0.45300	24000.	91	19164	No
190	GOM_NL__2PRFIN20051029_212913_000000462042_00072_19164_8030.N1	29-OCT-2005 21:29:13	Straylight	45.500	52	16Bet Cet	2.0370	4500.0	91	19164	No
191	GOM_NL__2PRFIN20051029_213842_000000352042_00072_19164_8031.N1	29-OCT-2005 21:38:42	Bright	34.500	140	88Gam Peg	2.8340	26000.	69	19164	No
192	GOM_NL__2PRFIN20051029_214234_000000362042_00072_19164_8032.N1	29-OCT-2005 21:42:34	Bright	35.500	58	21Alp And	2.0730	11000.	71	19164	No
193	GOM_NL__2PRFIN20051029_214410_000000372042_00072_19164_8033.N1	29-OCT-2005 21:44:10	Bright	36.500	53	43Bet And	2.0480	3300.0	73	19164	No
194	GOM_NL__2PRFIN20051029_215001_000000342042_00072_19164_8034.N1	29-OCT-2005 21:50:01	Bright	34.000	68	18Alp Cas	2.2250	4500.0	68	19164	No
195	GOM_NL__2PRFIN20051029_215114_000000362042_00072_19164_8035.N1	29-OCT-2005 21:51:14	Bright	35.500	76	27Gam Cas	2.3000	30000.	71	19164	No
196	GOM_NL__2PRFIN20051029_215918_000000372042_00072_19164_8036.N1	29-OCT-2005 21:59:18	Bright	36.500	49	1Alp UMi	1.9900	6300.0	73	19164	No
197	GOM_NL__2PRFIN20051029_220302_000000342042_00072_19164_8037.N1	29-OCT-2005 22:03:02	Bright	33.500	60	7Bet UMi	2.0810	3950.0	67	19164	No
198	GOM_NL__2PRFIN20051029_220857_000000352042_00072_19164_8038.N1	29-OCT-2005 22:08:57	Bright	35.000	32	77Eps UMa	1.7630	11000.	70	19164	No
199	GOM_NL__2PRFIN20051029_221012_000000342042_00072_19164_8039.N1	29-OCT-2005 22:10:12	Bright	34.000	39	85Eta UMa	1.8540	24000.	68	19164	No
200	GOM_NL__2PRFIN20051029_221350_000000342042_00072_19164_8040.N1	29-OCT-2005 22:13:50	Bright	33.500	152	12Alp2CVn	2.8900	11000.	67	19164	No
201	GOM_NL__2PRFIN20051029_222113_000000342042_00072_19164_8041.N1	29-OCT-2005 22:21:13	Bright	33.500	62	94Bet Leo	2.1360	9700.0	67	19164	No
202	GOM_NL__2PRFIN20051029_223946_000000402042_00072_19164_8042.N1	29-OCT-2005 22:39:46	Dark	39.500	113	Mu Vel	2.6920	5000.0	79	19164	No
203	GOM_NL__2PRFIN20051029_224326_000000402042_00073_19165_8027.N1	29-OCT-2005 22:43:26	Dark	39.500	91	Kap Vel	2.4900	26000.	79	19165	No
204	GOM_NL__2PRFIN20051029_225704_000000372042_00073_19165_8028.N1	29-OCT-2005 22:57:04	Dark	36.500	143	Alp Hyi	2.8570	7200.0	73	19165	No
205	GOM_NL__2PRFIN20051029_225828_000000442042_00073_19165_8029.N1	29-OCT-2005 22:58:28	Dark	44.000	9	Alp Eri	0.45300	24000.	88	19165	No
206	GOM_NL__2PRFIN20051029_230949_000000442042_00073_19165_8030.N1	29-OCT-2005 23:09:49	Straylight	43.500	52	16Bet Cet	2.0370	4500.0	87	19165	No
207	GOM_NL__2PRFIN20051029_231918_000000342042_00073_19165_8031.N1	29-OCT-2005 23:19:18	Bright	34.000	140	88Gam Peg	2.8340	26000.	68	19165	No
208	GOM_NL__2PRFIN20051029_232310_000000362042_00073_19165_8032.N1	29-OCT-2005 23:23:10	Bright	35.500	58	21Alp And	2.0730	11000.	71	19165	No
209	GOM_NL__2PRFIN20051029_232446_000000352042_00073_19165_8033.N1	29-OCT-2005 23:24:46	Bright	35.000	53	43Bet And	2.0480	3300.0	70	19165	No
210	GOM_NL__2PRFIN20051029_233037_000000382042_00073_19165_8034.N1	29-OCT-2005 23:30:37	Bright	37.500	68	18Alp Cas	2.2250	4500.0	75	19165	No
211	GOM_NL__2PRFIN20051029_233150_000000382042_00073_19165_8035.N1	29-OCT-2005 23:31:50	Bright	37.500	76	27Gam Cas	2.3000	30000.	75	19165	No
212	GOM_NL__2PRFIN20051029_233953_000000332042_00073_19165_8036.N1	29-OCT-2005 23:39:53	Bright	32.500	49	1Alp UMi	1.9900	6300.0	65	19165	No
213	GOM_NL__2PRFIN20051029_234338_000000362042_00073_19165_8037.N1	29-OCT-2005 23:43:38	Bright	36.000	60	7Bet UMi	2.0810	3950.0	72	19165	No
214	GOM_NL__2PRFIN20051029_234933_000000352042_00073_19165_8038.N1	29-OCT-2005 23:49:33	Bright	34.500	32	77Eps UMa	1.7630	11000.	69	19165	No
215	GOM_NL__2PRFIN20051029_235048_000000422042_00073_19165_8039.N1	29-OCT-2005 23:50:48	Bright	41.500	39	85Eta UMa	1.8540	24000.	83	19165	No
216	GOM_NL__2PRFIN20051029_235426_000000312042_00073_19165_8040.N1	29-OCT-2005 23:54:26	Bright	31.000	152	12Alp2CVn	2.8900	11000.	62	19165	No

3. Quality information per product

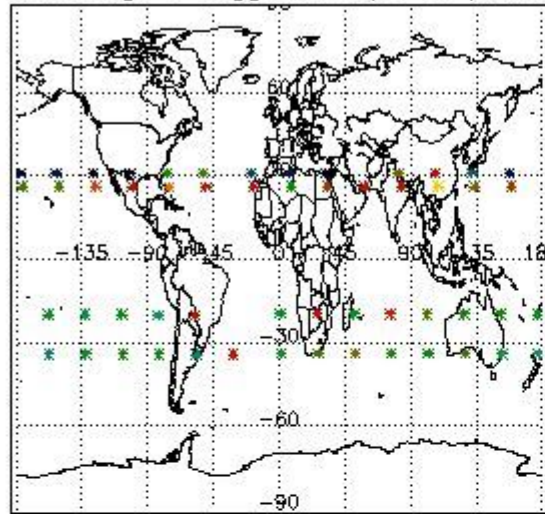
In this section it is plotted some information contained in the Quality Summary data set of the level 2 products. Only products in dark limb conditions and without errors (error flag in the MPH set to "0") are used.

3.1 Plot quality information per product (time dependant)

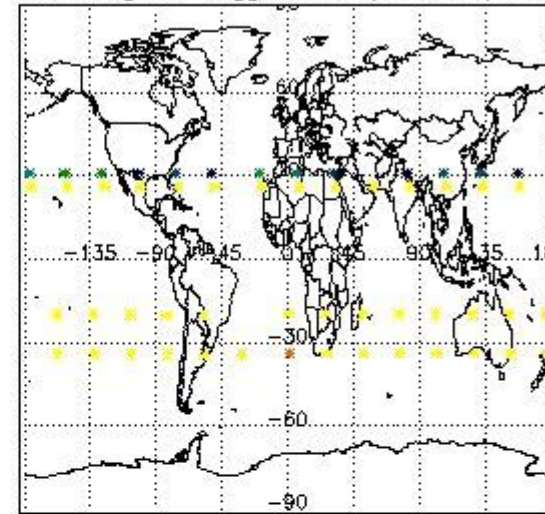


3.2 Plot quality information per product (world map)

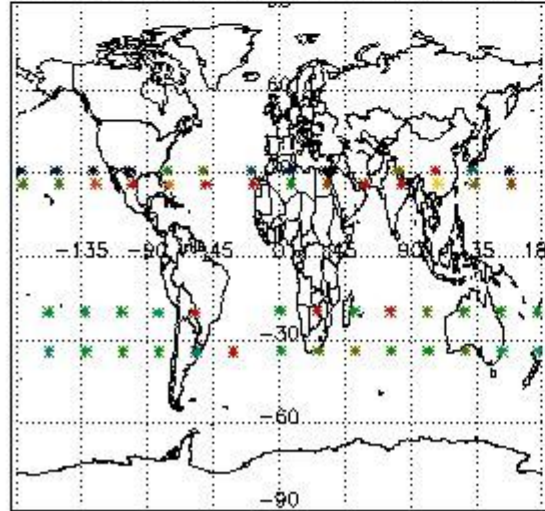
Percentage of flagged data per O3 profile



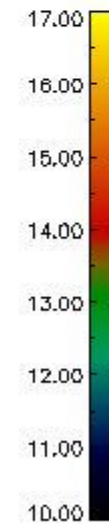
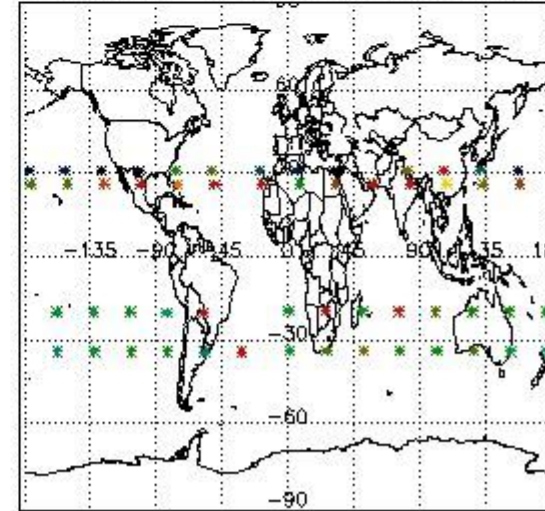
Percentage of flagged data per H2O profile



Percentage of flagged data per NO2 profile



Percentage of flagged data per NO3 profile

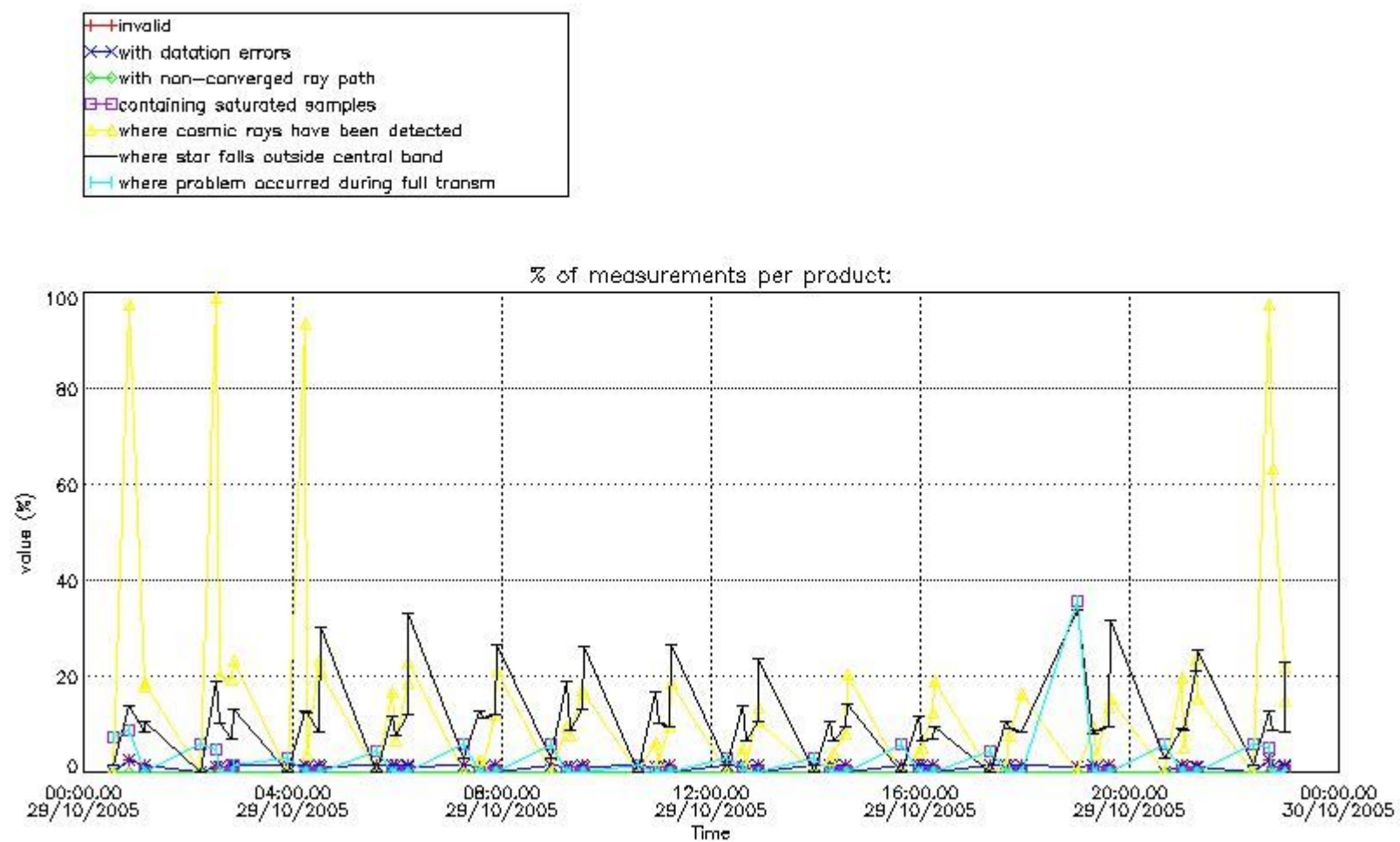


4. Level 1 quality information per product

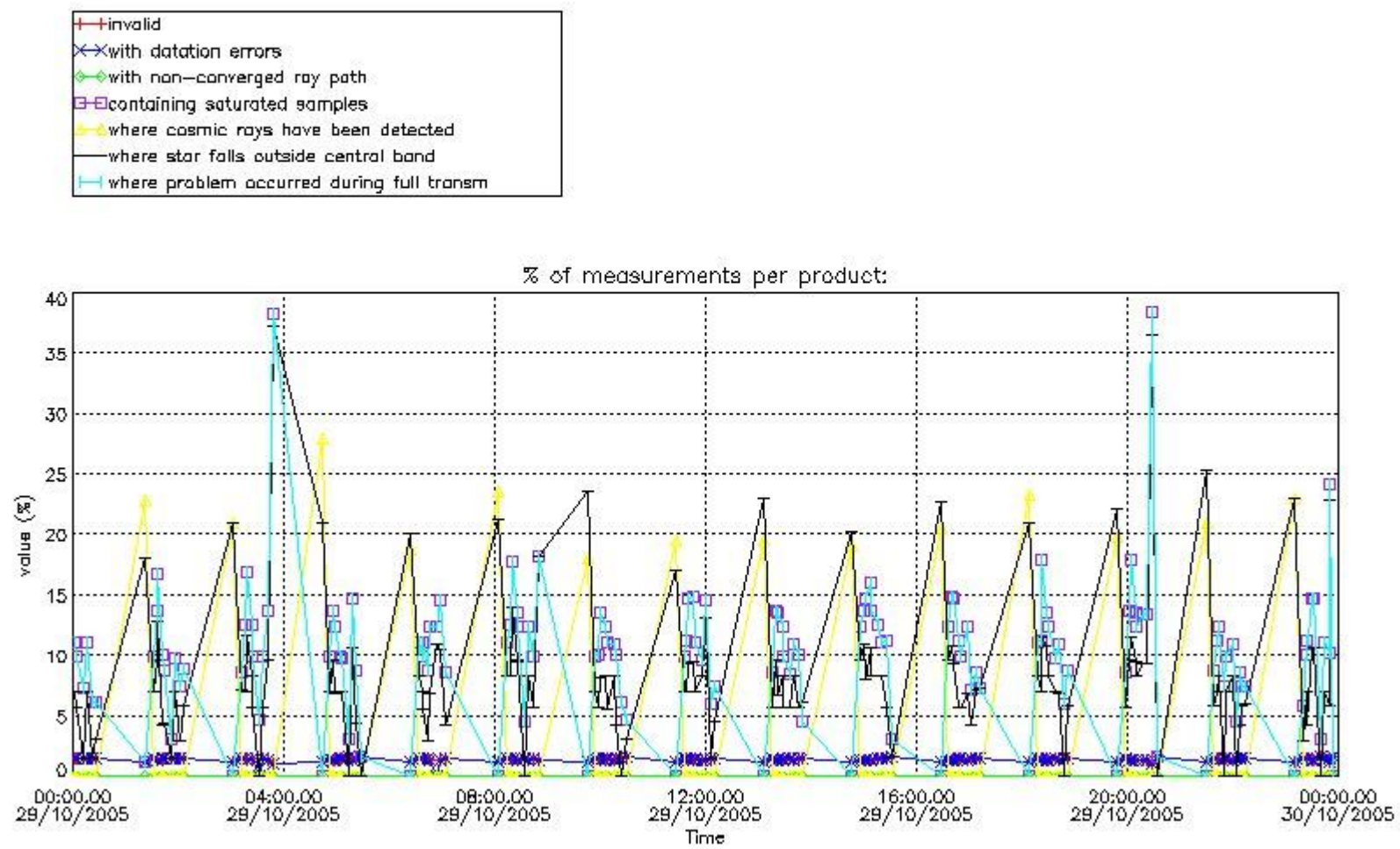
In this section it is plotted some information contained in the Quality Summary data set of the level 2 products that comes from the level 1b processing. Products without errors (error flag in the MPH set to "0") are used.

4.1 Plot quality information per product (time dependant) coming from level 1b processing

4.1.1 Plot level 1 quality information per product (time dependant): ENVISAT ASCENDING passes



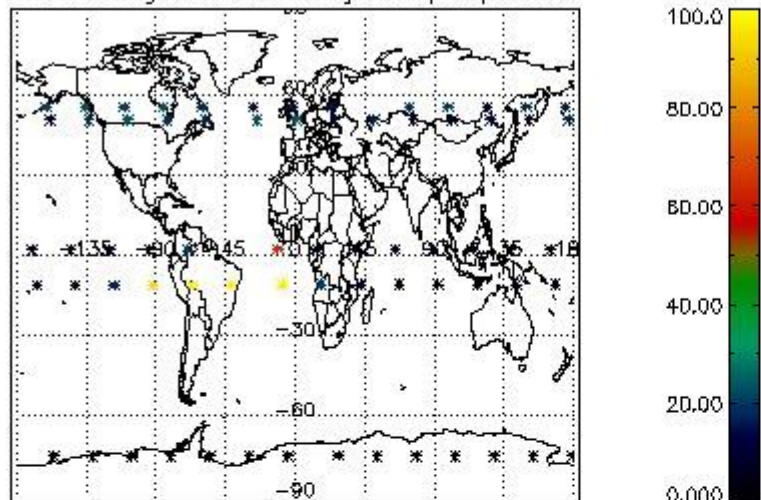
4.1.2 Plot level 1 quality information per product (time dependant): ENVISAT DESCENDING passes



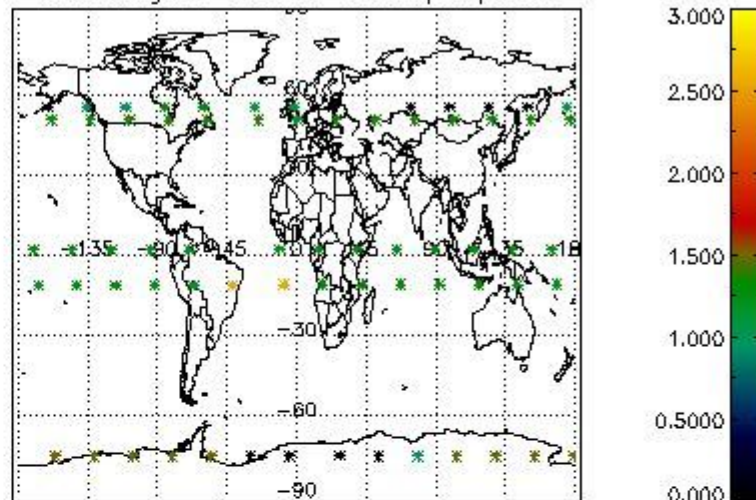
4.2 Plot quality information per product coming from level 1b processing (world map)

4.2.1 Plot level 1 quality information per product (world map): ENVISAT ASCENDING passes

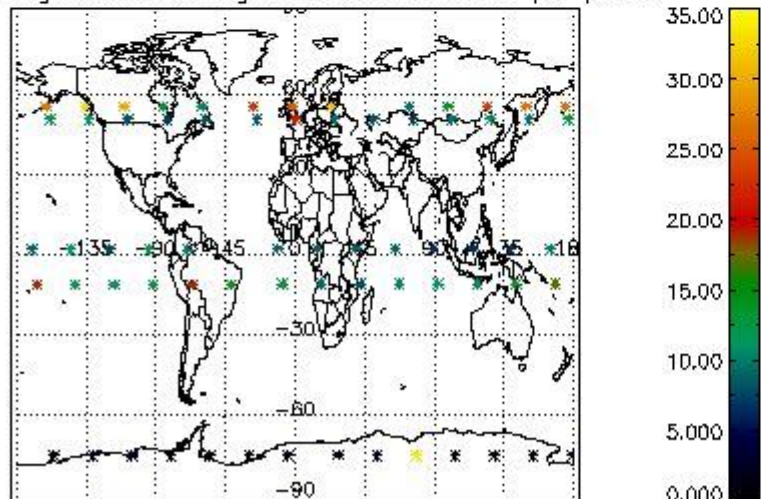
Percentage of cosmic ray hits per profile



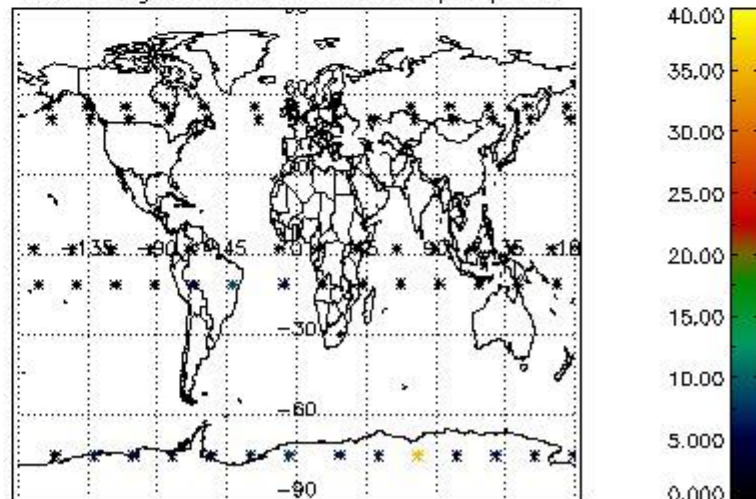
Percentage of datation errors per profile



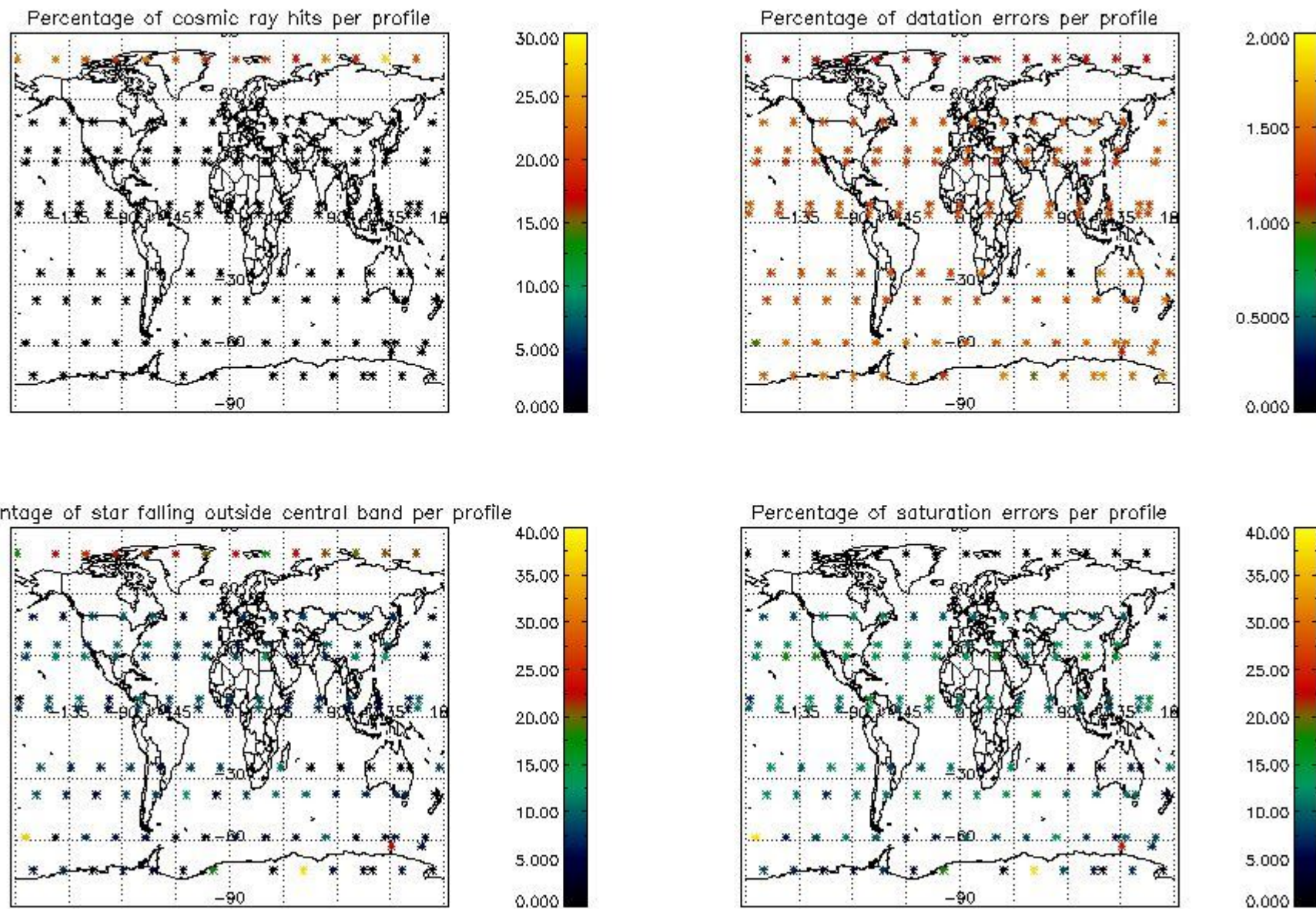
Percentage of star falling outside central band per profile



Percentage of saturation errors per profile



4.2.2 Plot level 1 quality information per product (world map): ENVISAT DESCENDING passes



5. Trace gas profiles

5.1 Ozone statistics based on quality of products

The final quality of the products can be "measured" using the STD (Standard Deviation) attached to every point profile. This information is written to the parameter GOM_NL__2P/NL_LOCAL_SPECIES_DENSITY/o3_std of the level 2 products. The table below shows the statistics for given STD ranges.

The statistics are given with respect to the overall valid production:

- Products without fatal errors: GOM_NL__2P/MPH/PRODUCT_ERR=0
- Valid point profile: GOM_NL__2P/NL_LOCAL_SPECIES_DENSITY/pcd(0)=0

The 'Criteria' is applied to valid points of dark limb products:

- Products in dark limb illumination condition: GOM_NL__2P/NL_SUMMARY_QUALITY/obs_ill_cond=0
- Products without fatal errors: GOM_NL__2P/MPH/PRODUCT_ERR=0
- Valid point profile: GOM_NL__2P/NL_LOCAL_SPECIES_DENSITY/pcd(0)=0

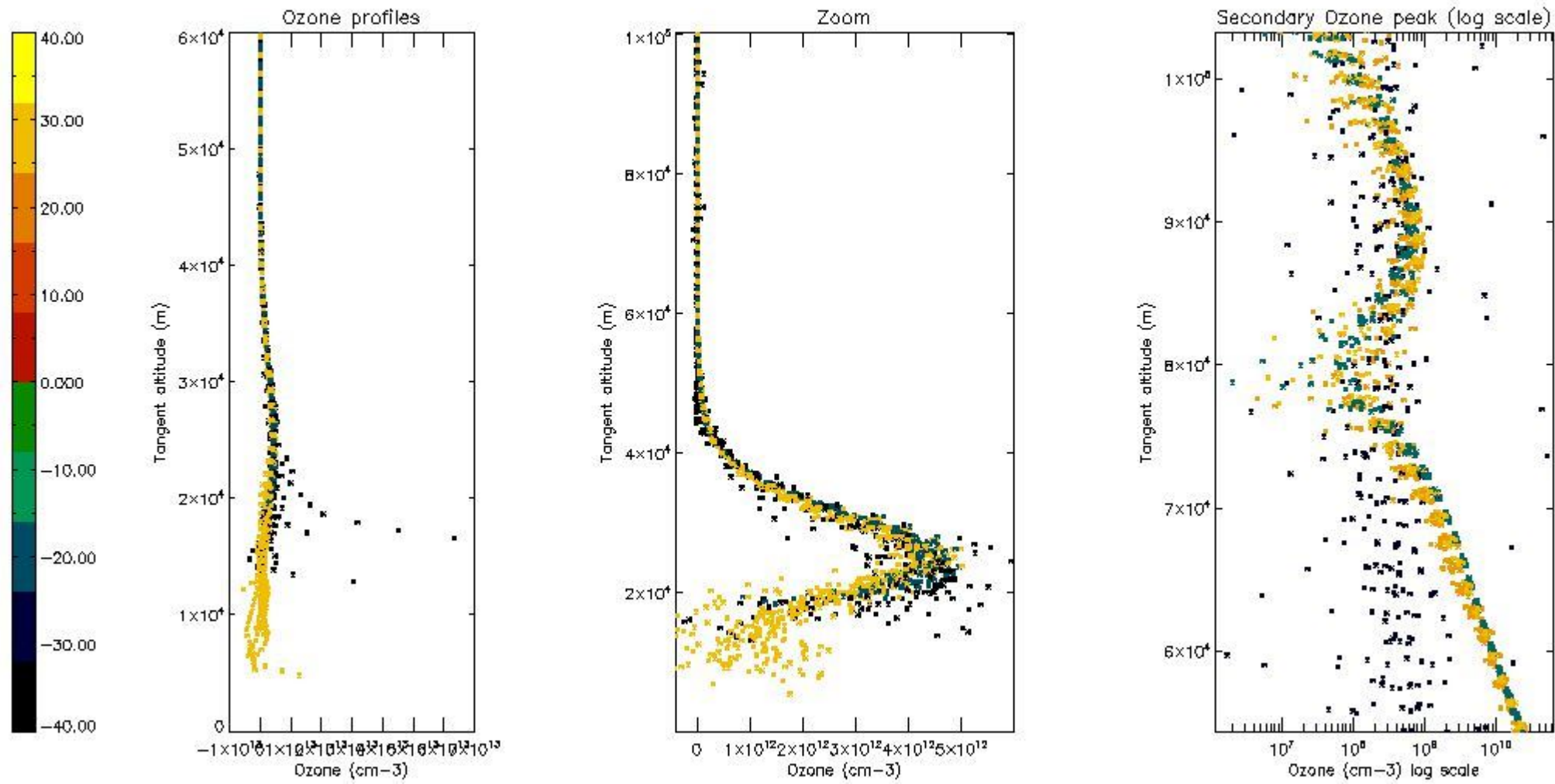
So, the table below shows the percentage of dark limb and valid observations for each criteria with respect to the overall valid daily observations.

Criteria	% of total production
All STD	28
STD < 20	16

STD < 10	12
STD < 5	7

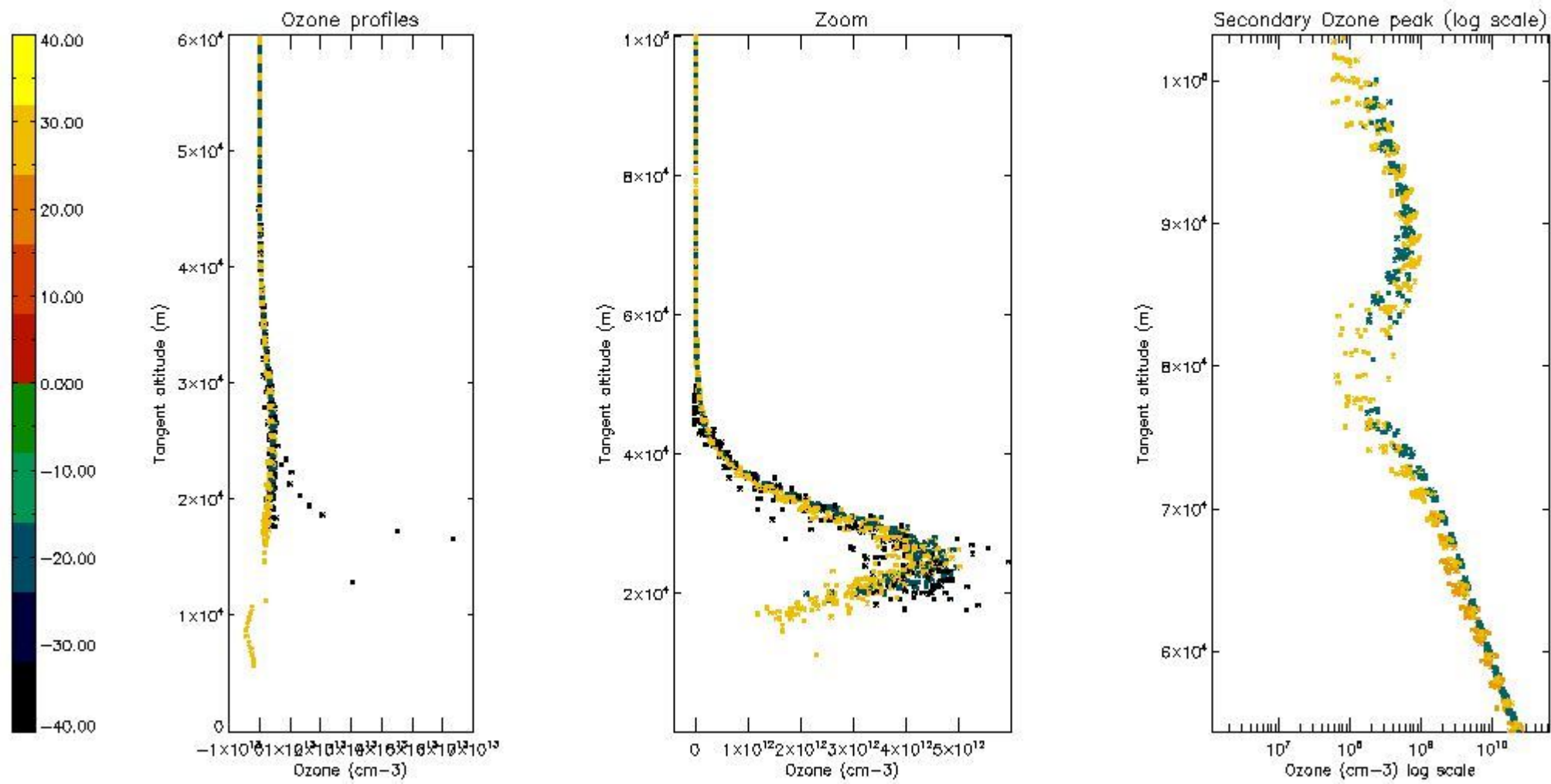
5.2 Plot ozone profiles for all STD (dark without errors)

The colorbar represents the latitude.



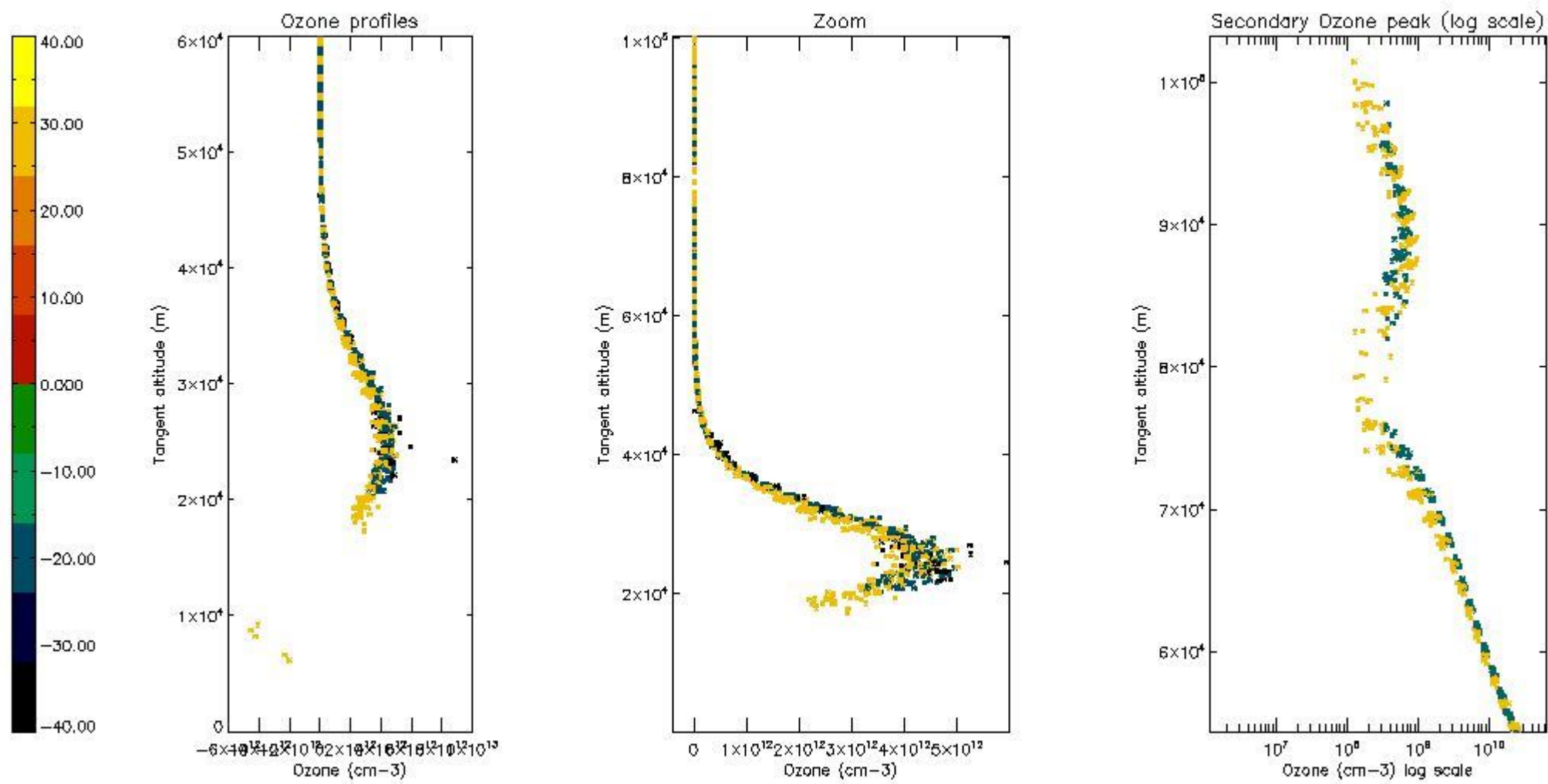
5.3 Plot ozone profiles where STD < 20% (dark without errors)

The colorbar represents the latitude.



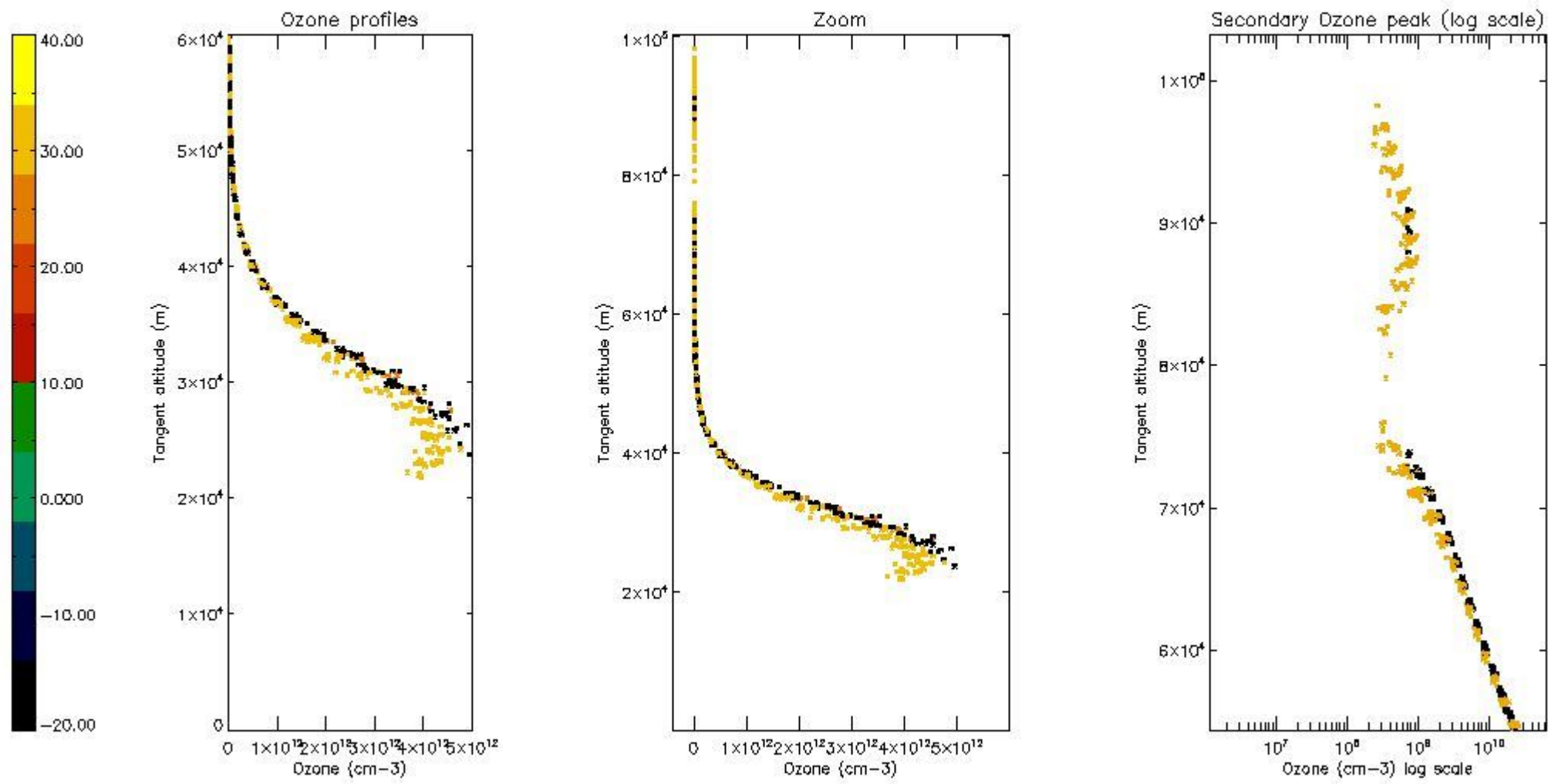
5.4 Plot ozone profiles where STD < 10% (dark without errors)

The colorbar represents the latitude.



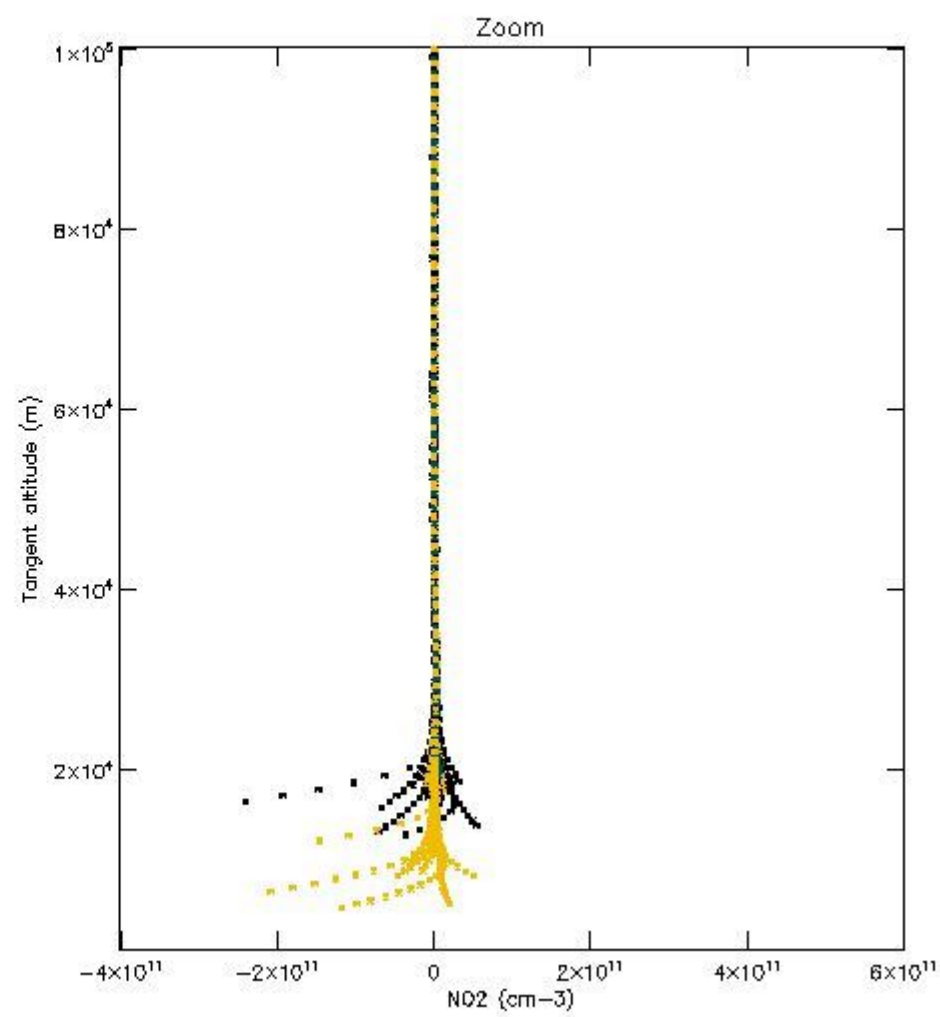
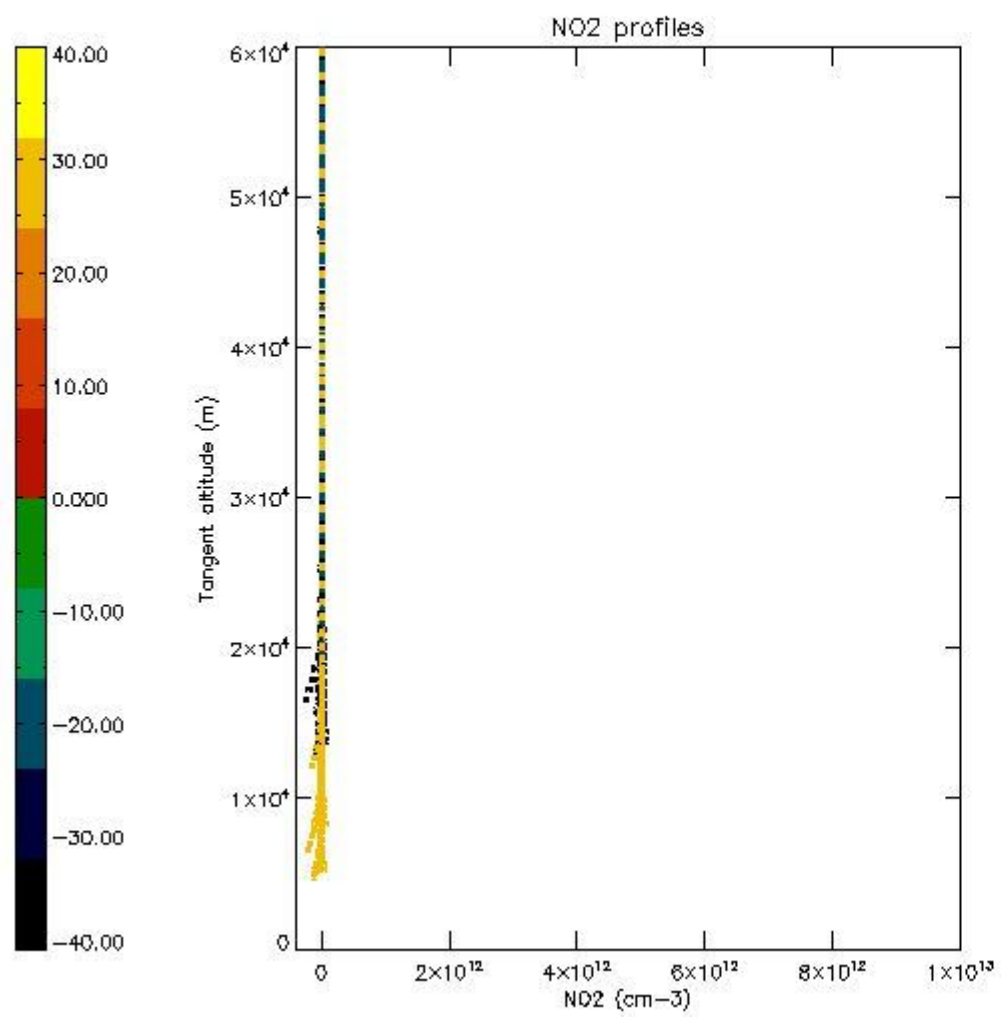
5.5 Plot ozone profiles where STD < 5% (dark without errors)

The colorbar represents the latitude.



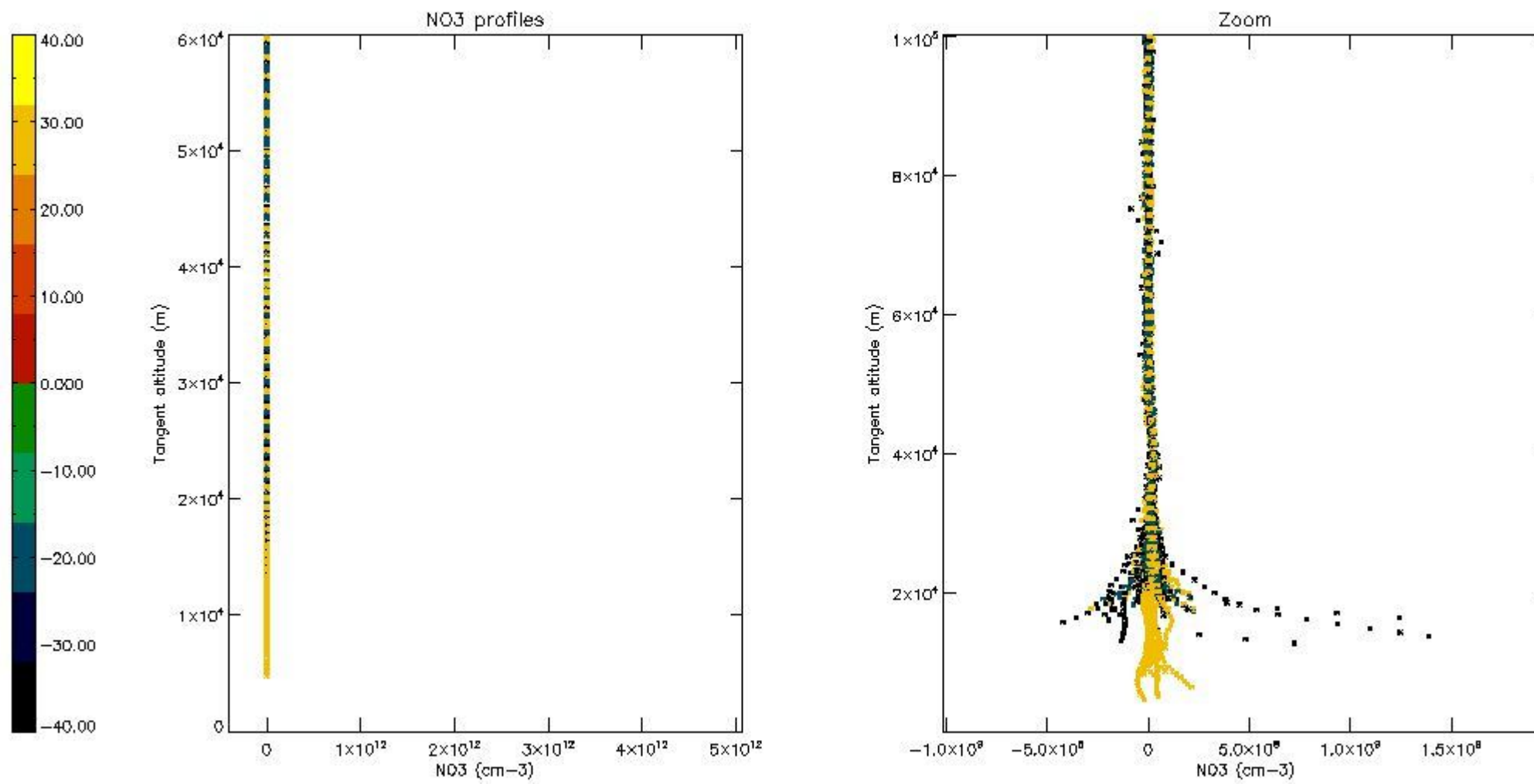
5.6 Plot NO₂ profiles for all STD (dark without errors)

The colorbar represents the latitude.



5.7 Plot NO3 profiles for all STD (dark without errors)

The colorbar represents the latitude.



6. Auxiliary Data Files used for the production reported in section 2

The number reported in the third column indicates since which file (see list in section 2) the corresponding auxiliary file has been used. The fourth column is the date of those product files.

Type	Auxiliary Filename	Used since product	Used since product date
INST_PHYS_CHARACTERISTICS	GOM_INS_AXVIEC20091111_143220_20030716_120000_20500101_000000	1	29-OCT-2005 00:02:14
LEVEL-2_PROC_CONFIG	GOM_PR2_AXVIEC20091111_152718_20020301_000000_20500101_000000	1	29-OCT-2005 00:02:14
CROSS_SECTIONS_FILE	GOM_CRS_AXVIEC20091111_154832_20020301_000000_20500101_000000	1	29-OCT-2005 00:02:14

GOMOS Level 2 Daily Report

SUMMARY

[1. General Info](#)

[2. Summary of processed GOM_NL_2P products](#)

[3. Level 2 Quality information per product](#)

[3.1 Plot of level 2 quality information per product \(time dependant\)](#)

[3.2 Plot of level 2 quality information per product \(world map\)](#)

[4. Level 1 Quality information per product \(stored on level 2 products\)](#)

[4.1 Plot of level 1 quality information per product \(time dependant\)](#)

[4.1.1 Plot of level 1 quality information per product \(time dependant\): ASCENDING](#)

[4.1.2 Plot of level 1 quality information per product \(time dependant\): DESCENDING](#)

[4.2 Plot of level 1 quality information per product \(world map\)](#)

[4.2.1 Plot of level 1 quality information per product \(world map\): ASCENDING](#)

[4.2.2 Plot of level 1 quality information per product \(world map\): DESCENDING](#)

[5. Ozone profiles based on quality statistics and other trace gas profiles](#)

[5.1 Ozone statistics based on quality of products](#)

[5.2 Plot ozone profiles for all STD \(dark without errors\)](#)

[5.3 Plot ozone profiles where STD < 20% \(dark without errors\)](#)

[5.4. Plot ozone profiles where STD < 10% \(dark without errors\)](#)

[5.5. Plot ozone profiles where STD < 5% \(dark without errors\)](#)

[5.6 Plot NO2 profiles for all STD \(dark without errors\)](#)

[5.7 Plot NO3 profiles for all STD \(dark without errors\)](#)

[5.8 Plot H2O profiles \(only for occultations of stars 1,2,3,4,13,14,16,26,63 dark without errors\) for all STD](#)

[6. Auxiliary Data Files used for the production reported in section 2](#)

This report presents the daily analysis on parameters extracted from GOMOS level 2 data (GOM_NL__2P). It is intended to monitor some important parameters that will impact the quality of these products. A list of level 2 products (and content) that have arrived during the reporting day to the PCF is also given.

Item	Value
Time of report generation	18APR2013 12:08:28
Data source version	GOMOS/6.01
Start time of products	29-10-2005 (29OCT2005 00:00:00)
Stop time of products	30-10-2005 (30OCT2005 00:00:00)
Store outputs in DB	Yes
Nb of level 2 prods	216
Nb of prods with errors	1

2. Summary of processed GOM_NL__2P products.

Nr	Filename	UTC Start time	Limb	Duration	Star Id	Star Name	Star Mag	Star Temp	Nb Meas	Orbit	Prod. error
1	GOM_NL__2PRFIN20051029_000214_000000362042_00059_19151_8013.N1	29-OCT-2005 00:02:14	Bright	36.000	68	18Alp Cas	2.2250	4500.0	72	19151	No
2	GOM_NL__2PRFIN20051029_000328_000000362042_00059_19151_8014.N1	29-OCT-2005 00:03:28	Bright	35.500	76	27Gam Cas	2.3000	30000.	71	19151	No
3	GOM_NL__2PRFIN20051029_001131_000000352042_00059_19151_8015.N1	29-OCT-2005 00:11:31	Bright	34.500	49	1Alp UMi	1.9900	6300.0	69	19151	No
4	GOM_NL__2PRFIN20051029_001512_000000362042_00059_19151_8016.N1	29-OCT-2005 00:15:12	Bright	36.000	60	7Bet UMi	2.0810	3950.0	72	19151	No
5	GOM_NL__2PRFIN20051029_002108_000000332042_00059_19151_8017.N1	29-OCT-2005 00:21:08	Bright	33.000	32	77Eps UMa	1.7630	11000.	66	19151	No
6	GOM_NL__2PRFIN20051029_002600_000000332042_00059_19151_8018.N1	29-OCT-2005 00:26:00	Bright	33.000	152	12Alp2CVn	2.8900	11000.	66	19151	No
7	GOM_NL__2PRFIN20051029_003322_000000342042_00059_19151_8019.N1	29-OCT-2005 00:33:22	Bright	34.000	62	94Bet Leo	2.1360	9700.0	68	19151	No
8	GOM_NL__2PRFIN20051029_005154_000000402042_00059_19151_8020.N1	29-OCT-2005 00:51:54	Dark	39.500	113	Mu Vel	2.6920	5000.0	79	19151	No
9	GOM_NL__2PRFIN20051029_010914_000000372042_00060_19152_8007.N1	29-OCT-2005 01:09:14	Dark	36.500	143	Alp Hyi	2.8570	7200.0	73	19152	No
10	GOM_NL__2PRFIN20051029_011038_000000382042_00060_19152_8008.N1	29-OCT-2005 01:10:38	Dark	38.000	9	Alp Eri	0.45300	24000.	76	19152	No
11	GOM_NL__2PRFIN20051029_012159_000000422042_00060_19152_8009.N1	29-OCT-2005 01:21:59	Straylight	41.500	52	16Bet Cet	2.0370	4500.0	83	19152	No
12	GOM_NL__2PRFIN20051029_013129_000000362042_00060_19152_8010.N1	29-OCT-2005 01:31:29	Bright	35.500	140	88Gam Peg	2.8340	26000.	71	19152	No
13	GOM_NL__2PRFIN20051029_013521_000000372042_00060_19152_8011.N1	29-OCT-2005 01:35:21	Bright	36.500	58	21Alp And	2.0730	11000.	73	19152	No
14	GOM_NL__2PRFIN20051029_013659_000000392042_00060_19152_8012.N1	29-OCT-2005 01:36:59	Bright	39.000	53	43Bet And	2.0480	3300.0	78	19152	No
15	GOM_NL__2PRFIN20051029_014250_000000352042_00060_19152_8013.N1	29-OCT-2005 01:42:50	Bright	35.000	68	18Alp Cas	2.2250	4500.0	70	19152	No
16	GOM_NL__2PRFIN20051029_014403_000000352042_00060_19152_8014.N1	29-OCT-2005 01:44:03	Bright	34.500	76	27Gam Cas	2.3000	30000.	69	19152	No
17	GOM_NL__2PRFIN20051029_015206_000000332042_00060_19152_8015.N1	29-OCT-2005 01:52:06	Bright	33.000	49	1Alp UMi	1.9900	6300.0	66	19152	No
18	GOM_NL__2PRFIN20051029_015548_000000362042_00060_19152_8016.N1	29-OCT-2005 01:55:48	Bright	36.000	60	7Bet UMi	2.0810	3950.0	72	19152	No
19	GOM_NL__2PRFIN20051029_020145_000000342042_00060_19152_8017.N1	29-OCT-2005 02:01:45	Bright	34.000	32	77Eps UMa	1.7630	11000.	68	19152	No
20	GOM_NL__2PRFIN20051029_020636_000000342042_00060_19152_8018.N1	29-OCT-2005 02:06:36	Bright	34.000	152	12Alp2CVn	2.8900	11000.	68	19152	No
21	GOM_NL__2PRFIN20051029_021359_000000342042_00060_19152_8019.N1	29-OCT-2005 02:13:59	Bright	33.500	62	94Bet Leo	2.1360	9700.0	67	19152	No
22	GOM_NL__2PRFIN20051029_023230_000000422042_00060_19152_8020.N1	29-OCT-2005 02:32:30	Dark	42.000	113	Mu Vel	2.6920	5000.0	84	19152	No
23	GOM_NL__2PRFIN20051029_023608_000000402042_00061_19153_8007.N1	29-OCT-2005 02:36:08	Dark	40.000	91	Kap Vel	2.4900	26000.	80	19153	No
24	GOM_NL__2PRFIN20051029_024950_000000372042_00061_19153_8008.N1	29-OCT-2005 02:49:50	Dark	36.500	143	Alp Hyi	2.8570	7200.0	73	19153	No
25	GOM_NL__2PRFIN20051029_025114_000000392042_00061_19153_8009.N1	29-OCT-2005 02:51:14	Dark	38.500	9	Alp Eri	0.45300	24000.	77	19153	No
26	GOM_NL__2PRFIN20051029_030235_000000432042_00061_19153_8010.N1	29-OCT-2005 03:02:35	Straylight	43.000	52	16Bet Cet	2.0370	4500.0	86	19153	No
27	GOM_NL__2PRFIN20051029_031205_000000352042_00061_19153_8011.N1	29-OCT-2005 03:12:05	Bright	35.000	140	88Gam Peg	2.8340	26000.	70	19153	No
28	GOM_NL__2PRFIN20051029_031557_000000362042_00061_19153_8012.N1	29-OCT-2005 03:15:57	Bright	36.000	58	21Alp And	2.0730	11000.	72	19153	No
29	GOM_NL__2PRFIN20051029_031735_000000392042_00061_19153_8013.N1	29-OCT-2005 03:17:35	Bright	38.500	53	43Bet And	2.0480	3300.0	77	19153	No
30	GOM_NL__2PRFIN20051029_032326_000000362042_00061_19153_8014.N1	29-OCT-2005 03:23:26	Bright	36.000	68	18Alp Cas	2.2250	4500.0	72	19153	No
31	GOM_NL__2PRFIN20051029_032439_000000362042_00061_19153_8015.N1	29-OCT-2005 03:24:39	Bright	35.500	76	27Gam Cas	2.3000	30000.	71	19153	No
32	GOM_NL__2PRFIN20051029_033242_000000332042_00061_19153_8016.N1	29-OCT-2005 03:32:42	Bright	32.500	49	1Alp UMi	1.9900	6300.0	65	19153	No
33	GOM_NL__2PRFIN20051029_033625_000000362042_00061_19153_8017.N1	29-OCT-2005 03:36:25	Bright	35.500	60	7Bet UMi	2.0810	3950.0	71	19153	No
34	GOM_NL__2PRFIN20051029_034221_000000372042_00061_19153_8018.N1	29-OCT-2005 03:42:21	Bright	36.500	32	77Eps UMa	1.7630	11000.	73	19153	No
35	GOM_NL__2PRFIN20051029_034712_000000512042_00061_19153_8019.N1	29-OCT-2005 03:47:12	Bright	51.000	152	12Alp2CVn	2.8900	11000.	102	19153	No
36	GOM_NL__2PRFIN20051029_035435_000000342042_00061_19153_8020.N1	29-OCT-2005 03:54:35	Bright	33.500	62	94Bet Leo	2.1360	9700.0	67	19153	No
37	GOM_NL__2PRFIN20051029_041307_000000392042_00061_19153_8021.N1	29-OCT-2005 04:13:07	Dark	39.000	113	Mu Vel	2.6920	5000.0	78	19153	No
38	GOM_NL__2PRFIN20051029_041645_000000412042_00062_19154_8007.N1	29-OCT-2005 04:16:45	Dark	41.000	91	Kap Vel	2.4900	26000.	82	19154	No
39	GOM_NL__2PRFIN20051029_043026_000000372042_00062_19154_8008.N1	29-OCT-2005 04:30:26	Dark	36.500	143	Alp Hyi	2.8570	7200.0	73	19154	No
40	GOM_NL__2PRFIN20051029_043150_000000482042_00062_19154_8009.N1	29-OCT-2005 04:31:50	Dark	48.000	9	Alp Eri	0.45300	24000.	96	19154	No
41	GOM_NL__2PRFIN20051029_044312_000000432042_00062_19154_8010.N1	29-OCT-2005 04:43:12	Straylight	43.000	52	16Bet Cet	2.0370	4500.0	86	19154	No
42	GOM_NL__2PRFIN20051029_045241_000000362042_00062_19154_8011.N1	29-OCT-2005 04:52:41	Bright	35.500	140	88Gam Peg	2.8340	26000.	71	19154	No

43	GOM_NL__2PRFIN20051029_045633_000000372042_00062_19154_8012.N1	29-OCT-2005 04:56:33	Bright	36.500	58	21Alp And	2.0730	11000.	73	19154	No
44	GOM_NL__2PRFIN20051029_045811_000000372042_00062_19154_8013.N1	29-OCT-2005 04:58:11	Bright	36.500	53	43Bet And	2.0480	3300.0	73	19154	No
45	GOM_NL__2PRFIN20051029_050402_000000362042_00062_19154_8014.N1	29-OCT-2005 05:04:02	Bright	35.500	68	18Alp Cas	2.2250	4500.0	71	19154	No
46	GOM_NL__2PRFIN20051029_050515_000000362042_00062_19154_8015.N1	29-OCT-2005 05:05:15	Bright	36.000	76	27Gam Cas	2.3000	30000.	72	19154	No
47	GOM_NL__2PRFIN20051029_051318_000000332042_00062_19154_8016.N1	29-OCT-2005 05:13:18	Bright	32.500	49	1Alp UMi	1.9900	6300.0	65	19154	No
48	GOM_NL__2PRFIN20051029_051701_000000382042_00062_19154_8017.N1	29-OCT-2005 05:17:01	Bright	37.500	60	7Bet UMi	2.0810	3950.0	75	19154	No
49	GOM_NL__2PRFIN20051029_052257_000000352042_00062_19154_8018.N1	29-OCT-2005 05:22:57	Bright	34.500	32	77Eps UMa	1.7630	11000.	69	19154	No
50	GOM_NL__2PRFIN20051029_052749_000000322042_00062_19154_8019.N1	29-OCT-2005 05:27:49	Bright	31.500	152	12Alp2CVn	2.8900	11000.	63	19154	No
51	GOM_NL__2PRFIN20051029_053511_000000342042_00062_19154_8020.N1	29-OCT-2005 05:35:11	Bright	34.000	62	94Bet Leo	2.1360	9700.0	68	19154	No
52	GOM_NL__2PRFIN20051029_055343_000000392042_00062_19154_8021.N1	29-OCT-2005 05:53:43	Dark	38.500	113	Mu Vel	2.6920	5000.0	77	19154	No
53	GOM_NL__2PRFIN20051029_055721_000000392042_00063_19155_8007.N1	29-OCT-2005 05:57:21	Dark	39.000	91	Kap Vel	2.4900	26000.	78	19155	No
54	GOM_NL__2PRFIN20051029_061103_000000382042_00063_19155_8008.N1	29-OCT-2005 06:11:03	Dark	38.000	143	Alp Hyi	2.8570	7200.0	76	19155	No
55	GOM_NL__2PRFIN20051029_061226_000000502042_00063_19155_8009.N1	29-OCT-2005 06:12:26	Dark	50.000	9	Alp Eri	0.45300	24000.	100	19155	No
56	GOM_NL__2PRFIN20051029_062348_000000432042_00063_19155_8010.N1	29-OCT-2005 06:23:48	Straylight	42.500	52	16Bet Cet	2.0370	4500.0	85	19155	No
57	GOM_NL__2PRFIN20051029_063317_000000362042_00063_19155_8011.N1	29-OCT-2005 06:33:17	Bright	36.000	140	88Gam Peg	2.8340	26000.	72	19155	No
58	GOM_NL__2PRFIN20051029_063709_000000362042_00063_19155_8012.N1	29-OCT-2005 06:37:09	Bright	35.500	58	21Alp And	2.0730	11000.	71	19155	No
59	GOM_NL__2PRFIN20051029_063847_000000362042_00063_19155_8013.N1	29-OCT-2005 06:38:47	Bright	36.000	53	43Bet And	2.0480	3300.0	72	19155	No
60	GOM_NL__2PRFIN20051029_064438_000000352042_00063_19155_8014.N1	29-OCT-2005 06:44:38	Bright	34.500	68	18Alp Cas	2.2250	4500.0	69	19155	No
61	GOM_NL__2PRFIN20051029_064551_000000372042_00063_19155_8015.N1	29-OCT-2005 06:45:51	Bright	36.500	76	27Gam Cas	2.3000	30000.	73	19155	No
62	GOM_NL__2PRFIN20051029_065354_000000372042_00063_19155_8016.N1	29-OCT-2005 06:53:54	Bright	36.500	49	1Alp UMi	1.9900	6300.0	73	19155	No
63	GOM_NL__2PRFIN20051029_065737_000000382042_00063_19155_8017.N1	29-OCT-2005 06:57:37	Bright	38.000	60	7Bet UMi	2.0810	3950.0	76	19155	No
64	GOM_NL__2PRFIN20051029_070333_000000352042_00063_19155_8018.N1	29-OCT-2005 07:03:33	Bright	35.000	32	77Eps UMa	1.7630	11000.	70	19155	No
65	GOM_NL__2PRFIN20051029_071547_000000352042_00063_19155_8019.N1	29-OCT-2005 07:15:47	Bright	34.500	62	94Bet Leo	2.1360	9700.0	69	19155	No
66	GOM_NL__2PRFIN20051029_073420_000000402042_00063_19155_8020.N1	29-OCT-2005 07:34:20	Dark	39.500	113	Mu Vel	2.6920	5000.0	79	19155	No
67	GOM_NL__2PRFIN20051029_073758_000000402042_00064_19156_8007.N1	29-OCT-2005 07:37:58	Dark	40.000	91	Kap Vel	2.4900	26000.	80	19156	No
68	GOM_NL__2PRFIN20051029_075139_000000382042_00064_19156_8008.N1	29-OCT-2005 07:51:39	Dark	38.000	143	Alp Hyi	2.8570	7200.0	76	19156	No
69	GOM_NL__2PRFIN20051029_075303_000000452042_00064_19156_8009.N1	29-OCT-2005 07:53:03	Dark	45.000	9	Alp Eri	0.45300	24000.	90	19156	No
70	GOM_NL__2PRFIN20051029_080424_000000432042_00064_19156_8010.N1	29-OCT-2005 08:04:24	Straylight	42.500	52	16Bet Cet	2.0370	4500.0	85	19156	No
71	GOM_NL__2PRFIN20051029_081353_000000362042_00064_19156_8011.N1	29-OCT-2005 08:13:53	Bright	36.000	140	88Gam Peg	2.8340	26000.	72	19156	No
72	GOM_NL__2PRFIN20051029_081745_000000362042_00064_19156_8012.N1	29-OCT-2005 08:17:45	Bright	36.000	58	21Alp And	2.0730	11000.	72	19156	No
73	GOM_NL__2PRFIN20051029_081923_000000402042_00064_19156_8013.N1	29-OCT-2005 08:19:23	Bright	39.500	53	43Bet And	2.0480	3300.0	79	19156	No
74	GOM_NL__2PRFIN20051029_082514_000000372042_00064_19156_8014.N1	29-OCT-2005 08:25:14	Bright	37.000	68	18Alp Cas	2.2250	4500.0	74	19156	No
75	GOM_NL__2PRFIN20051029_082627_000000372042_00064_19156_8015.N1	29-OCT-2005 08:26:27	Bright	36.500	76	27Gam Cas	2.3000	30000.	73	19156	No
76	GOM_NL__2PRFIN20051029_083430_000000342042_00064_19156_8016.N1	29-OCT-2005 08:34:30	Bright	33.500	49	1Alp UMi	1.9900	6300.0	67	19156	No
77	GOM_NL__2PRFIN20051029_083813_000000372042_00064_19156_8017.N1	29-OCT-2005 08:38:13	Bright	36.500	60	7Bet UMi	2.0810	3950.0	73	19156	No
78	GOM_NL__2PRFIN20051029_084409_000000362042_00064_19156_8018.N1	29-OCT-2005 08:44:09	Bright	35.500	32	77Eps UMa	1.7630	11000.	71	19156	No
79	GOM_NL__2PRFIN20051029_084901_000000392042_00064_19156_8019.N1	29-OCT-2005 08:49:01	Bright	38.500	152	12Alp2CVn	2.8900	11000.	77	19156	No
80	GOM_NL__2PRFIN20051029_085623_000000352042_00064_19156_8020.N1	29-OCT-2005 08:56:23	Bright	34.500	62	94Bet Leo	2.1360	9700.0	69	19156	No
81	GOM_NL__2PRFIN20051029_091456_000000422042_00064_19156_8021.N1	29-OCT-2005 09:14:56	Dark	42.000	113	Mu Vel	2.6920	5000.0	84	19156	No
82	GOM_NL__2PRFIN20051029_091834_000000402042_00065_19157_8007.N1	29-OCT-2005 09:18:34	Dark	39.500	91	Kap Vel	2.4900	26000.	79	19157	No
83	GOM_NL__2PRFIN20051029_093215_000000382042_00065_19157_8008.N1	29-OCT-2005 09:32:15	Dark	38.000	143	Alp Hyi	2.8570	7200.0	76	19157	No
84	GOM_NL__2PRFIN20051029_093339_000000462042_00065_19157_8009.N1	29-OCT-2005 09:33:39	Dark	46.000	9	Alp Eri	0.45300	24000.	92	19157	No
85	GOM_NL__2PRFIN20051029_094500_000000452042_00065_19157_8010.N1	29-OCT-2005 09:45:00	Straylight	44.500	52	16Bet Cet	2.0370	4500.0	89	19157	No
86	GOM_NL__2PRFIN20051029_095429_000000362042_00065_19157_8011.N1	29-OCT-2005 09:54:29	Bright	35.500	140	88Gam Peg	2.8340	26000.	71	19157	No
87	GOM_NL__2PRFIN20051029_095821_000000352042_00065_19157_8012.N1	29-OCT-2005 09:58:21	Bright	35.000	58	21Alp And	2.0730	11000.	70	19157	No
88	GOM_NL__2PRFIN20051029_095959_000000372042_00065_19157_8013.N1	29-OCT-2005 09:59:59	Bright	37.000	53	43Bet And	2.0480	3300.0	74	19157	No
89	GOM_NL__2PRFIN20051029_100550_000000372042_00065_19157_8014.N1	29-OCT-2005 10:05:50	Bright	36.500	68	18Alp Cas	2.2250	4500.0	73	19157	No
90	GOM_NL__2PRFIN20051029_100703_000000362042_00065_19157_8015.N1	29-OCT-2005 10:07:03	Bright	36.000	76	27Gam Cas	2.3000	30000.	72	19157	No
91	GOM_NL__2PRFIN20051029_101506_000000372042_00065_19157_8016.N1	29-OCT-2005 10:15:06	Bright	36.500	49	1Alp UMi	1.9900	6300.0	73	19157	No
92	GOM_NL__2PRFIN20051029_101849_000000352042_00065_19157_8017.N1	29-OCT-2005 10:18:49	Bright	35.000	60	7Bet UMi	2.0810	3950.0	70	19157	No
93	GOM_NL__2PRFIN20051029_102445_000000332042_00065_19157_8018.N1	29-OCT-2005 10:24:45	Bright	33.000	32	77Eps UMa	1.7630	11000.	66	19157	No
94	GOM_NL__2PRFIN20051029_102937_000000332042_00065_19157_8019.N1	29-OCT-2005 10:29:37	Bright	32.500	152	12Alp2CVn	2.8900	11000.	65	19157	No
95	GOM_NL__2PRFIN20051029_103659_000000332042_00065_19157_8020.N1	29-OCT-2005 10:36:59	Bright	33.000	62	94Bet Leo	2.1360	9700.0	66	19157	No
96	GOM_NL__2PRFIN20051029_105532_000000422042_00065_19157_8021.N1	29-OCT-2005 10:55:32	Dark	41.500	113	Mu Vel	2.6920	5000.0	83	19157	No
97	GOM_NL__2PRFIN20051029_105911_000000402042_00066_19158_8007.N1	29-OCT-2005 10:59:11	Dark	39.500	91	Kap Vel	2.4900	26000.	79	19158	No
98	GOM_NL__2PRFIN20051029_111251_000000372042_00066_19158_8008.N1	29-OCT-2005 11:12:51	Dark	37.000	143	Alp Hyi	2.8570	7200.0	74	19158	No
99	GOM_NL__2PRFIN20051029_111415_000000462042_00066_19158_8009.N1	29-OCT-2005 11:14:15	Dark	45.500	9	Alp Eri	0.45300	24000.	91	19158	No
100	GOM_NL__2PRFIN20051029_112536_000000412042_00066_19158_8010.N1	29-OCT-2005 11:25:36	Straylight	41.000	52	16Bet Cet	2.0370	4500.0	82	19158	No
101	GOM_NL__2PRFIN20051029_113505_000000362042_00066_19158_8011.N1	29-OCT-2005 11:35:05	Bright	35.500	140	88Gam Peg	2.8340	26000.	71	19158	No

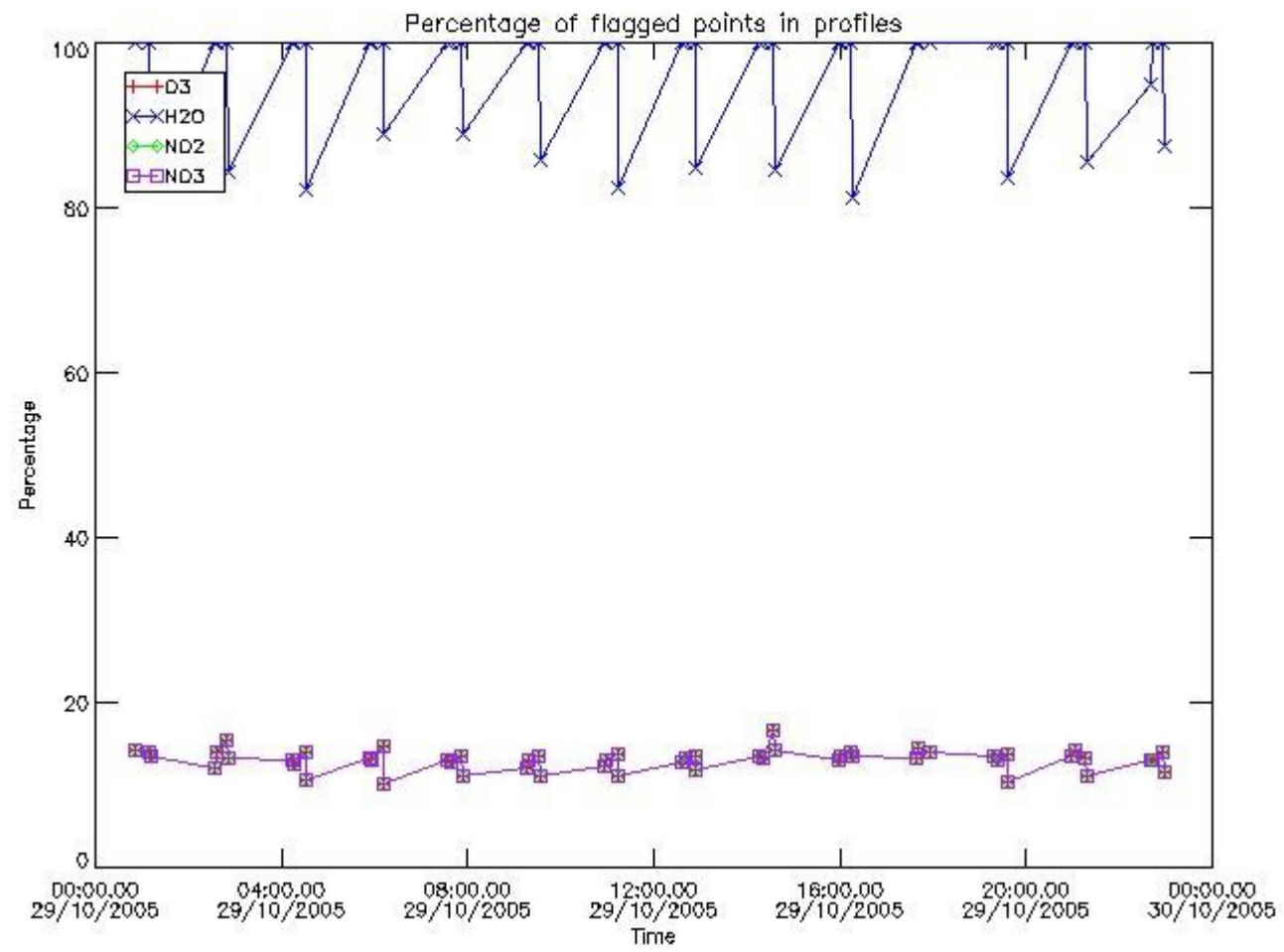
102	GOM_NL__2PRFIN20051029_113857_000000362042_00066_19158_8012.N1	29-OCT-2005 11:38:57	Bright	35.500	58	21Alp And	2.0730	11000.	71	19158	No
103	GOM_NL__2PRFIN20051029_114034_000000382042_00066_19158_8013.N1	29-OCT-2005 11:40:34	Bright	37.500	53	43Bet And	2.0480	3300.0	75	19158	No
104	GOM_NL__2PRFIN20051029_114625_000000372042_00066_19158_8014.N1	29-OCT-2005 11:46:25	Bright	37.000	68	18Alp Cas	2.2250	4500.0	74	19158	No
105	GOM_NL__2PRFIN20051029_114739_000000362042_00066_19158_8015.N1	29-OCT-2005 11:47:39	Bright	36.000	76	27Gam Cas	2.3000	30000.	72	19158	No
106	GOM_NL__2PRFIN20051029_115542_000000372042_00066_19158_8016.N1	29-OCT-2005 11:55:42	Bright	36.500	49	1Alp UMi	1.9900	6300.0	73	19158	No
107	GOM_NL__2PRFIN20051029_115925_000000382042_00066_19158_8017.N1	29-OCT-2005 11:59:25	Bright	38.000	60	7Bet UMi	2.0810	3950.0	76	19158	No
108	GOM_NL__2PRFIN20051029_120521_000000342042_00066_19158_8018.N1	29-OCT-2005 12:05:21	Bright	33.500	32	77Eps UMa	1.7630	11000.	67	19158	No
109	GOM_NL__2PRFIN20051029_121013_000000342042_00066_19158_8019.N1	29-OCT-2005 12:10:13	Bright	33.500	152	12Alp2CVn	2.8900	11000.	67	19158	No
110	GOM_NL__2PRFIN20051029_121735_000000342042_00066_19158_8020.N1	29-OCT-2005 12:17:35	Bright	33.500	62	94Bet Leo	2.1360	9700.0	67	19158	No
111	GOM_NL__2PRFIN20051029_123608_000000402042_00066_19158_8021.N1	29-OCT-2005 12:36:08	Dark	40.000	113	Mu Vel	2.6920	5000.0	80	19158	No
112	GOM_NL__2PRFIN20051029_123947_000000392042_00067_19159_8007.N1	29-OCT-2005 12:39:47	Dark	38.500	91	Kap Vel	2.4900	26000.	77	19159	No
113	GOM_NL__2PRFIN20051029_125327_000000382042_00067_19159_8008.N1	29-OCT-2005 12:53:27	Dark	37.500	143	Alp Hyi	2.8570	7200.0	75	19159	No
114	GOM_NL__2PRFIN20051029_125451_000000432042_00067_19159_8009.N1	29-OCT-2005 12:54:51	Dark	42.500	9	Alp Eri	0.45300	24000.	85	19159	No
115	GOM_NL__2PRFIN20051029_130612_000000442042_00067_19159_8010.N1	29-OCT-2005 13:06:12	Straylight	43.500	52	16Bet Cet	2.0370	4500.0	87	19159	No
116	GOM_NL__2PRFIN20051029_131541_000000352042_00067_19159_8011.N1	29-OCT-2005 13:15:41	Bright	35.000	140	88Gam Peg	2.8340	26000.	70	19159	No
117	GOM_NL__2PRFIN20051029_131933_000000372042_00067_19159_8012.N1	29-OCT-2005 13:19:33	Bright	36.500	58	21Alp And	2.0730	11000.	73	19159	No
118	GOM_NL__2PRFIN20051029_132110_000000372042_00067_19159_8013.N1	29-OCT-2005 13:21:10	Bright	37.000	53	43Bet And	2.0480	3300.0	74	19159	No
119	GOM_NL__2PRFIN20051029_132701_000000372042_00067_19159_8014.N1	29-OCT-2005 13:27:01	Bright	36.500	68	18Alp Cas	2.2250	4500.0	73	19159	No
120	GOM_NL__2PRFIN20051029_132814_000000362042_00067_19159_8015.N1	29-OCT-2005 13:28:14	Bright	35.500	76	27Gam Cas	2.3000	30000.	71	19159	No
121	GOM_NL__2PRFIN20051029_133618_000000362042_00067_19159_8016.N1	29-OCT-2005 13:36:18	Bright	35.500	49	1Alp UMi	1.9900	6300.0	71	19159	No
122	GOM_NL__2PRFIN20051029_134001_000000372042_00067_19159_8017.N1	29-OCT-2005 13:40:01	Bright	36.500	60	7Bet UMi	2.0810	3950.0	73	19159	No
123	GOM_NL__2PRFIN20051029_134557_000000352042_00067_19159_8018.N1	29-OCT-2005 13:45:57	Bright	35.000	32	77Eps UMa	1.7630	11000.	70	19159	No
124	GOM_NL__2PRFIN20051029_135049_000000332042_00067_19159_8019.N1	29-OCT-2005 13:50:49	Bright	33.000	152	12Alp2CVn	2.8900	11000.	66	19159	No
125	GOM_NL__2PRFIN20051029_135812_000000342042_00067_19159_8020.N1	29-OCT-2005 13:58:12	Bright	33.500	62	94Bet Leo	2.1360	9700.0	67	19159	No
126	GOM_NL__2PRFIN20051029_141645_000000382042_00067_19159_8021.N1	29-OCT-2005 14:16:45	Dark	38.000	113	Mu Vel	2.6920	5000.0	76	19159	No
127	GOM_NL__2PRFIN20051029_142024_000000392042_00068_19160_8027.N1	29-OCT-2005 14:20:24	Dark	38.500	91	Kap Vel	2.4900	26000.	77	19160	No
128	GOM_NL__2PRFIN20051029_143403_000000372042_00068_19160_8028.N1	29-OCT-2005 14:34:03	Dark	37.000	143	Alp Hyi	2.8570	7200.0	74	19160	No
129	GOM_NL__2PRFIN20051029_143527_000000392042_00068_19160_8029.N1	29-OCT-2005 14:35:27	Dark	39.000	9	Alp Eri	0.45300	24000.	78	19160	No
130	GOM_NL__2PRFIN20051029_144648_000000422042_00068_19160_8030.N1	29-OCT-2005 14:46:48	Straylight	42.000	52	16Bet Cet	2.0370	4500.0	84	19160	No
131	GOM_NL__2PRFIN20051029_145618_000000372042_00068_19160_8031.N1	29-OCT-2005 14:56:18	Bright	36.500	140	88Gam Peg	2.8340	26000.	73	19160	No
132	GOM_NL__2PRFIN20051029_150009_000000372042_00068_19160_8032.N1	29-OCT-2005 15:00:09	Bright	36.500	58	21Alp And	2.0730	11000.	73	19160	No
133	GOM_NL__2PRFIN20051029_150146_000000382042_00068_19160_8033.N1	29-OCT-2005 15:01:46	Bright	37.500	53	43Bet And	2.0480	3300.0	75	19160	No
134	GOM_NL__2PRFIN20051029_150737_000000382042_00068_19160_8034.N1	29-OCT-2005 15:07:37	Bright	37.500	68	18Alp Cas	2.2250	4500.0	75	19160	No
135	GOM_NL__2PRFIN20051029_150850_000000372042_00068_19160_8035.N1	29-OCT-2005 15:08:50	Bright	36.500	76	27Gam Cas	2.3000	30000.	73	19160	No
136	GOM_NL__2PRFIN20051029_151654_000000362042_00068_19160_8036.N1	29-OCT-2005 15:16:54	Bright	36.000	49	1Alp UMi	1.9900	6300.0	72	19160	No
137	GOM_NL__2PRFIN20051029_152037_000000362042_00068_19160_8037.N1	29-OCT-2005 15:20:37	Bright	36.000	60	7Bet UMi	2.0810	3950.0	72	19160	No
138	GOM_NL__2PRFIN20051029_152633_000000362042_00068_19160_8038.N1	29-OCT-2005 15:26:33	Bright	35.500	32	77Eps UMa	1.7630	11000.	71	19160	No
139	GOM_NL__2PRFIN20051029_153125_000000332042_00068_19160_8039.N1	29-OCT-2005 15:31:25	Bright	32.500	152	12Alp2CVn	2.8900	11000.	65	19160	No
140	GOM_NL__2PRFIN20051029_153848_000000352042_00068_19160_8040.N1	29-OCT-2005 15:38:48	Bright	34.500	62	94Bet Leo	2.1360	9700.0	69	19160	No
141	GOM_NL__2PRFIN20051029_155721_000000392042_00068_19160_8041.N1	29-OCT-2005 15:57:21	Dark	39.000	113	Mu Vel	2.6920	5000.0	78	19160	No
142	GOM_NL__2PRFIN20051029_160100_000000382042_00069_19161_8027.N1	29-OCT-2005 16:01:00	Dark	38.000	91	Kap Vel	2.4900	26000.	76	19161	No
143	GOM_NL__2PRFIN20051029_161439_000000372042_00069_19161_8028.N1	29-OCT-2005 16:14:39	Dark	36.500	143	Alp Hyi	2.8570	7200.0	73	19161	No
144	GOM_NL__2PRFIN20051029_161603_000000372042_00069_19161_8029.N1	29-OCT-2005 16:16:03	Dark	37.000	9	Alp Eri	0.45300	24000.	74	19161	No
145	GOM_NL__2PRFIN20051029_162724_000000442042_00069_19161_8030.N1	29-OCT-2005 16:27:24	Straylight	44.000	52	16Bet Cet	2.0370	4500.0	88	19161	No
146	GOM_NL__2PRFIN20051029_163654_000000372042_00069_19161_8031.N1	29-OCT-2005 16:36:54	Bright	36.500	140	88Gam Peg	2.8340	26000.	73	19161	No
147	GOM_NL__2PRFIN20051029_164046_000000372042_00069_19161_8032.N1	29-OCT-2005 16:40:46	Bright	37.000	58	21Alp And	2.0730	11000.	74	19161	No
148	GOM_NL__2PRFIN20051029_164222_000000382042_00069_19161_8033.N1	29-OCT-2005 16:42:22	Bright	37.500	53	43Bet And	2.0480	3300.0	75	19161	No
149	GOM_NL__2PRFIN20051029_164813_000000362042_00069_19161_8034.N1	29-OCT-2005 16:48:13	Bright	35.500	68	18Alp Cas	2.2250	4500.0	71	19161	No
150	GOM_NL__2PRFIN20051029_164926_000000362042_00069_19161_8035.N1	29-OCT-2005 16:49:26	Bright	35.500	76	27Gam Cas	2.3000	30000.	71	19161	No
151	GOM_NL__2PRFIN20051029_165730_000000372042_00069_19161_8036.N1	29-OCT-2005 16:57:30	Bright	36.500	49	1Alp UMi	1.9900	6300.0	73	19161	No
152	GOM_NL__2PRFIN20051029_170113_000000352042_00069_19161_8037.N1	29-OCT-2005 17:01:13	Bright	35.000	60	7Bet UMi	2.0810	3950.0	70	19161	No
153	GOM_NL__2PRFIN20051029_170709_000000352042_00069_19161_8038.N1	29-OCT-2005 17:07:09	Bright	35.000	32	77Eps UMa	1.7630	11000.	70	19161	No
154	GOM_NL__2PRFIN20051029_171201_000000352042_00069_19161_8039.N1	29-OCT-2005 17:12:01	Bright	34.500	152	12Alp2CVn	2.8900	11000.	69	19161	No
155	GOM_NL__2PRFIN20051029_171924_000000342042_00069_19161_8040.N1	29-OCT-2005 17:19:24	Bright	34.000	62	94Bet Leo	2.1360	9700.0	68	19161	No
156	GOM_NL__2PRFIN20051029_173757_000000392042_00069_19161_8041.N1	29-OCT-2005 17:37:57	Dark	38.500	113	Mu Vel	2.6920	5000.0	77	19161	No
157	GOM_NL__2PRFIN20051029_174137_000000392042_00070_19162_8027.N1	29-OCT-2005 17:41:37	Dark	39.000	91	Kap Vel	2.4900	26000.	78	19162	No
158	GOM_NL__2PRFIN20051029_175516_000000372042_00070_19162_8028.N1	29-OCT-2005 17:55:16	Dark	36.500	143	Alp Hyi	2.8570	7200.0	73	19162	No
159	GOM_NL__2PRFIN20051029_175639_000000442042_00070_19162_8029.N1	29-OCT-2005 17:56:39	Dark	44.000	9	Alp Eri	0.45300	24000.	88	19162	Yes
160	GOM_NL__2PRFIN20051029_180800_000000432042_00070_19162_8030.N1	29-OCT-2005 18:08:00	Straylight	43.000	52	16Bet Cet	2.0370	4500.0	86	19162	No

161	GOM_NL__2PRFIN20051029_181730_000000362042_00070_19162_8031.N1	29-OCT-2005 18:17:30	Bright	36.000	140	88Gam Peg	2.8340	26000.	72	19162	No
162	GOM_NL__2PRFIN20051029_182122_000000362042_00070_19162_8032.N1	29-OCT-2005 18:21:22	Bright	35.500	58	21Alp And	2.0730	11000.	71	19162	No
163	GOM_NL__2PRFIN20051029_182258_000000392042_00070_19162_8033.N1	29-OCT-2005 18:22:58	Bright	39.000	53	43Bet And	2.0480	3300.0	78	19162	No
164	GOM_NL__2PRFIN20051029_182849_000000372042_00070_19162_8034.N1	29-OCT-2005 18:28:49	Bright	37.000	68	18Alp Cas	2.2250	4500.0	74	19162	No
165	GOM_NL__2PRFIN20051029_183002_000000372042_00070_19162_8035.N1	29-OCT-2005 18:30:02	Bright	36.500	76	27Gam Cas	2.3000	30000.	73	19162	No
166	GOM_NL__2PRFIN20051029_183806_000000362042_00070_19162_8036.N1	29-OCT-2005 18:38:06	Bright	36.000	49	1Alp UMi	1.9900	6300.0	72	19162	No
167	GOM_NL__2PRFIN20051029_184150_000000372042_00070_19162_8037.N1	29-OCT-2005 18:41:50	Bright	36.500	60	7Bet UMi	2.0810	3950.0	73	19162	No
168	GOM_NL__2PRFIN20051029_184745_000000342042_00070_19162_8038.N1	29-OCT-2005 18:47:45	Bright	33.500	32	77Eps UMa	1.7630	11000.	67	19162	No
169	GOM_NL__2PRFIN20051029_185237_000000352042_00070_19162_8039.N1	29-OCT-2005 18:52:37	Bright	34.500	152	12Alp2CVn	2.8900	11000.	69	19162	No
170	GOM_NL__2PRFIN20051029_190000_000000512042_00070_19162_8040.N1	29-OCT-2005 19:00:00	Bright	50.500	62	94Bet Leo	2.1360	9700.0	101	19162	No
171	GOM_NL__2PRFIN20051029_191834_000000382042_00070_19162_8041.N1	29-OCT-2005 19:18:34	Dark	37.500	113	Mu Vel	2.6920	5000.0	75	19162	No
172	GOM_NL__2PRFIN20051029_192213_000000402042_00071_19163_8027.N1	29-OCT-2005 19:22:13	Dark	39.500	91	Kap Vel	2.4900	26000.	79	19163	No
173	GOM_NL__2PRFIN20051029_193552_000000372042_00071_19163_8028.N1	29-OCT-2005 19:35:52	Dark	37.000	143	Alp Hyi	2.8570	7200.0	74	19163	No
174	GOM_NL__2PRFIN20051029_193715_000000492042_00071_19163_8029.N1	29-OCT-2005 19:37:15	Dark	49.000	9	Alp Eri	0.45300	24000.	98	19163	No
175	GOM_NL__2PRFIN20051029_194837_000000432042_00071_19163_8030.N1	29-OCT-2005 19:48:37	Straylight	43.000	52	16Bet Cet	2.0370	4500.0	86	19163	No
176	GOM_NL__2PRFIN20051029_195806_000000352042_00071_19163_8031.N1	29-OCT-2005 19:58:06	Bright	35.000	140	88Gam Peg	2.8340	26000.	70	19163	No
177	GOM_NL__2PRFIN20051029_200158_000000372042_00071_19163_8032.N1	29-OCT-2005 20:01:58	Bright	36.500	58	21Alp And	2.0730	11000.	73	19163	No
178	GOM_NL__2PRFIN20051029_200334_000000392042_00071_19163_8033.N1	29-OCT-2005 20:03:34	Bright	39.000	53	43Bet And	2.0480	3300.0	78	19163	No
179	GOM_NL__2PRFIN20051029_200925_000000372042_00071_19163_8034.N1	29-OCT-2005 20:09:25	Bright	37.000	68	18Alp Cas	2.2250	4500.0	74	19163	No
180	GOM_NL__2PRFIN20051029_201038_000000372042_00071_19163_8035.N1	29-OCT-2005 20:10:38	Bright	36.500	76	27Gam Cas	2.3000	30000.	73	19163	No
181	GOM_NL__2PRFIN20051029_201842_000000382042_00071_19163_8036.N1	29-OCT-2005 20:18:42	Bright	37.500	49	1Alp UMi	1.9900	6300.0	75	19163	No
182	GOM_NL__2PRFIN20051029_202226_000000382042_00071_19163_8037.N1	29-OCT-2005 20:22:26	Bright	37.500	60	7Bet UMi	2.0810	3950.0	75	19163	No
183	GOM_NL__2PRFIN20051029_202821_000000522042_00071_19163_8038.N1	29-OCT-2005 20:28:21	Bright	52.000	32	77Eps UMa	1.7630	11000.	104	19163	No
184	GOM_NL__2PRFIN20051029_203313_000000322042_00071_19163_8039.N1	29-OCT-2005 20:33:13	Bright	32.000	152	12Alp2CVn	2.8900	11000.	64	19163	No
185	GOM_NL__2PRFIN20051029_204037_000000342042_00071_19163_8040.N1	29-OCT-2005 20:40:37	Bright	33.500	62	94Bet Leo	2.1360	9700.0	67	19163	No
186	GOM_NL__2PRFIN20051029_205910_000000382042_00071_19163_8041.N1	29-OCT-2005 20:59:10	Dark	38.000	113	Mu Vel	2.6920	5000.0	76	19163	No
187	GOM_NL__2PRFIN20051029_210250_000000402042_00072_19164_8027.N1	29-OCT-2005 21:02:50	Dark	39.500	91	Kap Vel	2.4900	26000.	79	19164	No
188	GOM_NL__2PRFIN20051029_211628_000000432042_00072_19164_8028.N1	29-OCT-2005 21:16:28	Dark	42.500	143	Alp Hyi	2.8570	7200.0	85	19164	No
189	GOM_NL__2PRFIN20051029_211751_000000462042_00072_19164_8029.N1	29-OCT-2005 21:17:51	Dark	45.500	9	Alp Eri	0.45300	24000.	91	19164	No
190	GOM_NL__2PRFIN20051029_212913_000000462042_00072_19164_8030.N1	29-OCT-2005 21:29:13	Straylight	45.500	52	16Bet Cet	2.0370	4500.0	91	19164	No
191	GOM_NL__2PRFIN20051029_213842_000000352042_00072_19164_8031.N1	29-OCT-2005 21:38:42	Bright	34.500	140	88Gam Peg	2.8340	26000.	69	19164	No
192	GOM_NL__2PRFIN20051029_214234_000000362042_00072_19164_8032.N1	29-OCT-2005 21:42:34	Bright	35.500	58	21Alp And	2.0730	11000.	71	19164	No
193	GOM_NL__2PRFIN20051029_214410_000000372042_00072_19164_8033.N1	29-OCT-2005 21:44:10	Bright	36.500	53	43Bet And	2.0480	3300.0	73	19164	No
194	GOM_NL__2PRFIN20051029_215001_000000342042_00072_19164_8034.N1	29-OCT-2005 21:50:01	Bright	34.000	68	18Alp Cas	2.2250	4500.0	68	19164	No
195	GOM_NL__2PRFIN20051029_215114_000000362042_00072_19164_8035.N1	29-OCT-2005 21:51:14	Bright	35.500	76	27Gam Cas	2.3000	30000.	71	19164	No
196	GOM_NL__2PRFIN20051029_215918_000000372042_00072_19164_8036.N1	29-OCT-2005 21:59:18	Bright	36.500	49	1Alp UMi	1.9900	6300.0	73	19164	No
197	GOM_NL__2PRFIN20051029_220302_000000342042_00072_19164_8037.N1	29-OCT-2005 22:03:02	Bright	33.500	60	7Bet UMi	2.0810	3950.0	67	19164	No
198	GOM_NL__2PRFIN20051029_220857_000000352042_00072_19164_8038.N1	29-OCT-2005 22:08:57	Bright	35.000	32	77Eps UMa	1.7630	11000.	70	19164	No
199	GOM_NL__2PRFIN20051029_221012_000000342042_00072_19164_8039.N1	29-OCT-2005 22:10:12	Bright	34.000	39	85Eta UMa	1.8540	24000.	68	19164	No
200	GOM_NL__2PRFIN20051029_221350_000000342042_00072_19164_8040.N1	29-OCT-2005 22:13:50	Bright	33.500	152	12Alp2CVn	2.8900	11000.	67	19164	No
201	GOM_NL__2PRFIN20051029_222113_000000342042_00072_19164_8041.N1	29-OCT-2005 22:21:13	Bright	33.500	62	94Bet Leo	2.1360	9700.0	67	19164	No
202	GOM_NL__2PRFIN20051029_223946_000000402042_00072_19164_8042.N1	29-OCT-2005 22:39:46	Dark	39.500	113	Mu Vel	2.6920	5000.0	79	19164	No
203	GOM_NL__2PRFIN20051029_224326_000000402042_00073_19165_8027.N1	29-OCT-2005 22:43:26	Dark	39.500	91	Kap Vel	2.4900	26000.	79	19165	No
204	GOM_NL__2PRFIN20051029_225704_000000372042_00073_19165_8028.N1	29-OCT-2005 22:57:04	Dark	36.500	143	Alp Hyi	2.8570	7200.0	73	19165	No
205	GOM_NL__2PRFIN20051029_225828_000000442042_00073_19165_8029.N1	29-OCT-2005 22:58:28	Dark	44.000	9	Alp Eri	0.45300	24000.	88	19165	No
206	GOM_NL__2PRFIN20051029_230949_000000442042_00073_19165_8030.N1	29-OCT-2005 23:09:49	Straylight	43.500	52	16Bet Cet	2.0370	4500.0	87	19165	No
207	GOM_NL__2PRFIN20051029_231918_000000342042_00073_19165_8031.N1	29-OCT-2005 23:19:18	Bright	34.000	140	88Gam Peg	2.8340	26000.	68	19165	No
208	GOM_NL__2PRFIN20051029_232310_000000362042_00073_19165_8032.N1	29-OCT-2005 23:23:10	Bright	35.500	58	21Alp And	2.0730	11000.	71	19165	No
209	GOM_NL__2PRFIN20051029_232446_000000352042_00073_19165_8033.N1	29-OCT-2005 23:24:46	Bright	35.000	53	43Bet And	2.0480	3300.0	70	19165	No
210	GOM_NL__2PRFIN20051029_233037_000000382042_00073_19165_8034.N1	29-OCT-2005 23:30:37	Bright	37.500	68	18Alp Cas	2.2250	4500.0	75	19165	No
211	GOM_NL__2PRFIN20051029_233150_000000382042_00073_19165_8035.N1	29-OCT-2005 23:31:50	Bright	37.500	76	27Gam Cas	2.3000	30000.	75	19165	No
212	GOM_NL__2PRFIN20051029_233953_000000332042_00073_19165_8036.N1	29-OCT-2005 23:39:53	Bright	32.500	49	1Alp UMi	1.9900	6300.0	65	19165	No
213	GOM_NL__2PRFIN20051029_234338_000000362042_00073_19165_8037.N1	29-OCT-2005 23:43:38	Bright	36.000	60	7Bet UMi	2.0810	3950.0	72	19165	No
214	GOM_NL__2PRFIN20051029_234933_000000352042_00073_19165_8038.N1	29-OCT-2005 23:49:33	Bright	34.500	32	77Eps UMa	1.7630	11000.	69	19165	No
215	GOM_NL__2PRFIN20051029_235048_000000422042_00073_19165_8039.N1	29-OCT-2005 23:50:48	Bright	41.500	39	85Eta UMa	1.8540	24000.	83	19165	No
216	GOM_NL__2PRFIN20051029_235426_000000312042_00073_19165_8040.N1	29-OCT-2005 23:54:26	Bright	31.000	152	12Alp2CVn	2.8900	11000.	62	19165	No

3. Quality information per product

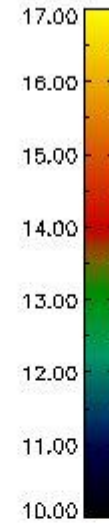
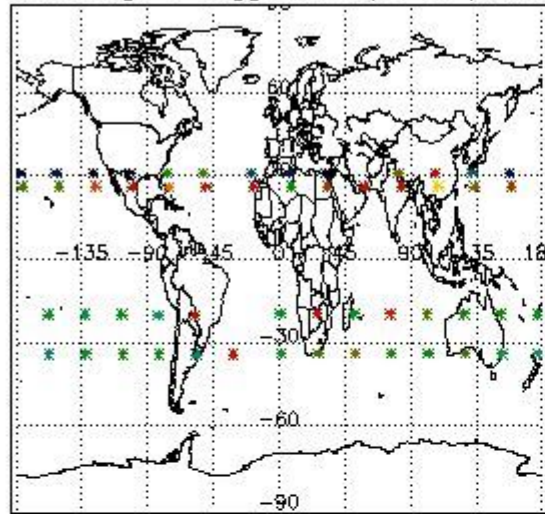
In this section it is plotted some information contained in the Quality Summary data set of the level 2 products. Only products in dark limb conditions and without errors (error flag in the MPH set to "0") are used.

3.1 Plot quality information per product (time dependant)

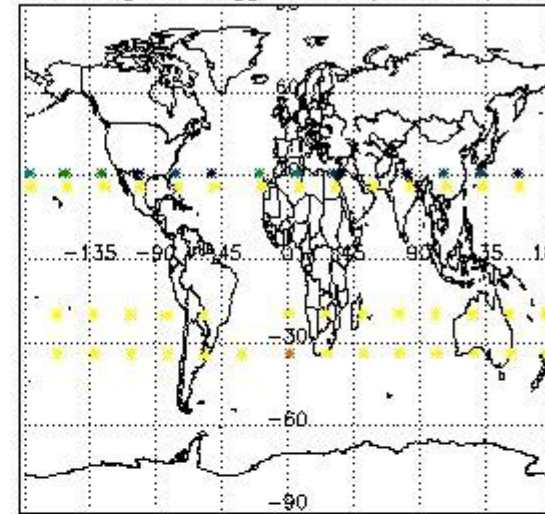


3.2 Plot quality information per product (world map)


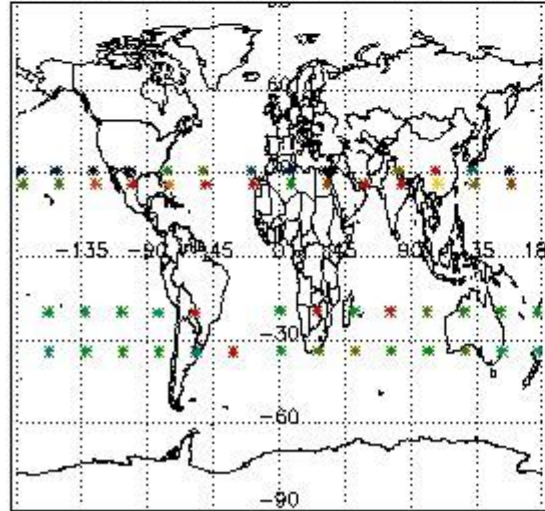
Percentage of flagged data per O3 profile



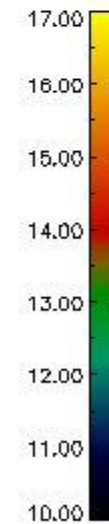
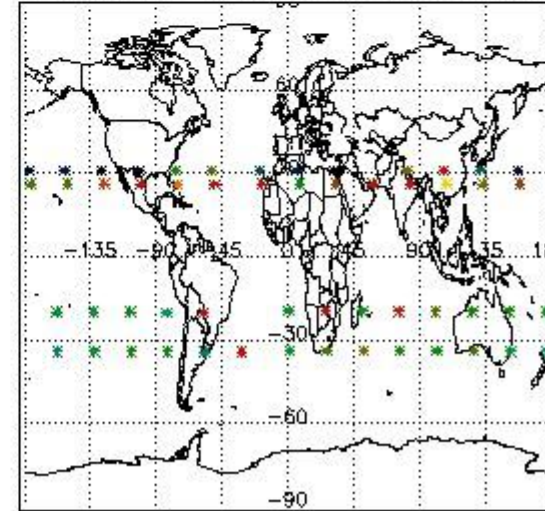
Percentage of flagged data per H2O profile



Percentage of flagged data per NO2 profile



Percentage of flagged data per NO3 profile

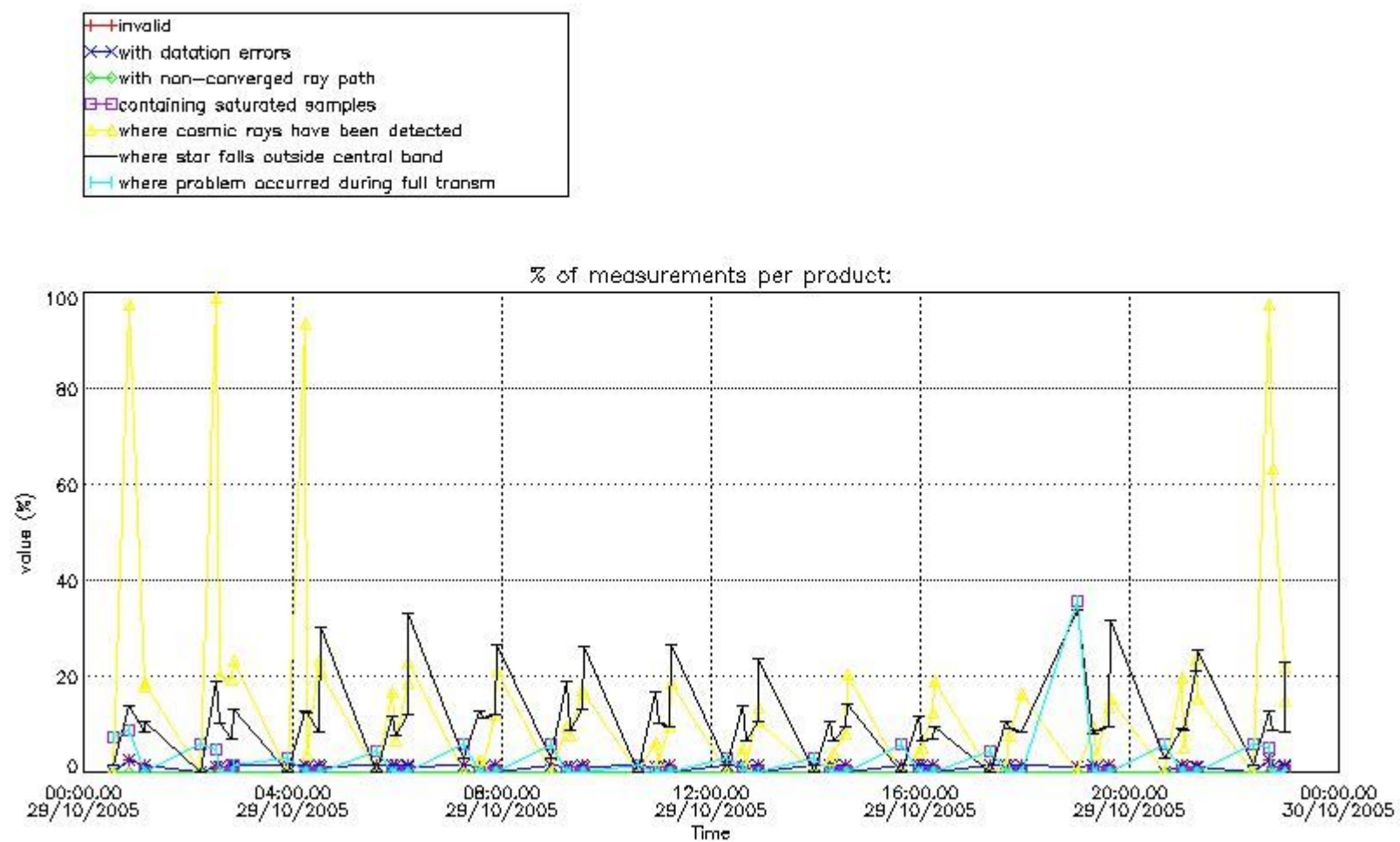


4. Level 1 quality information per product

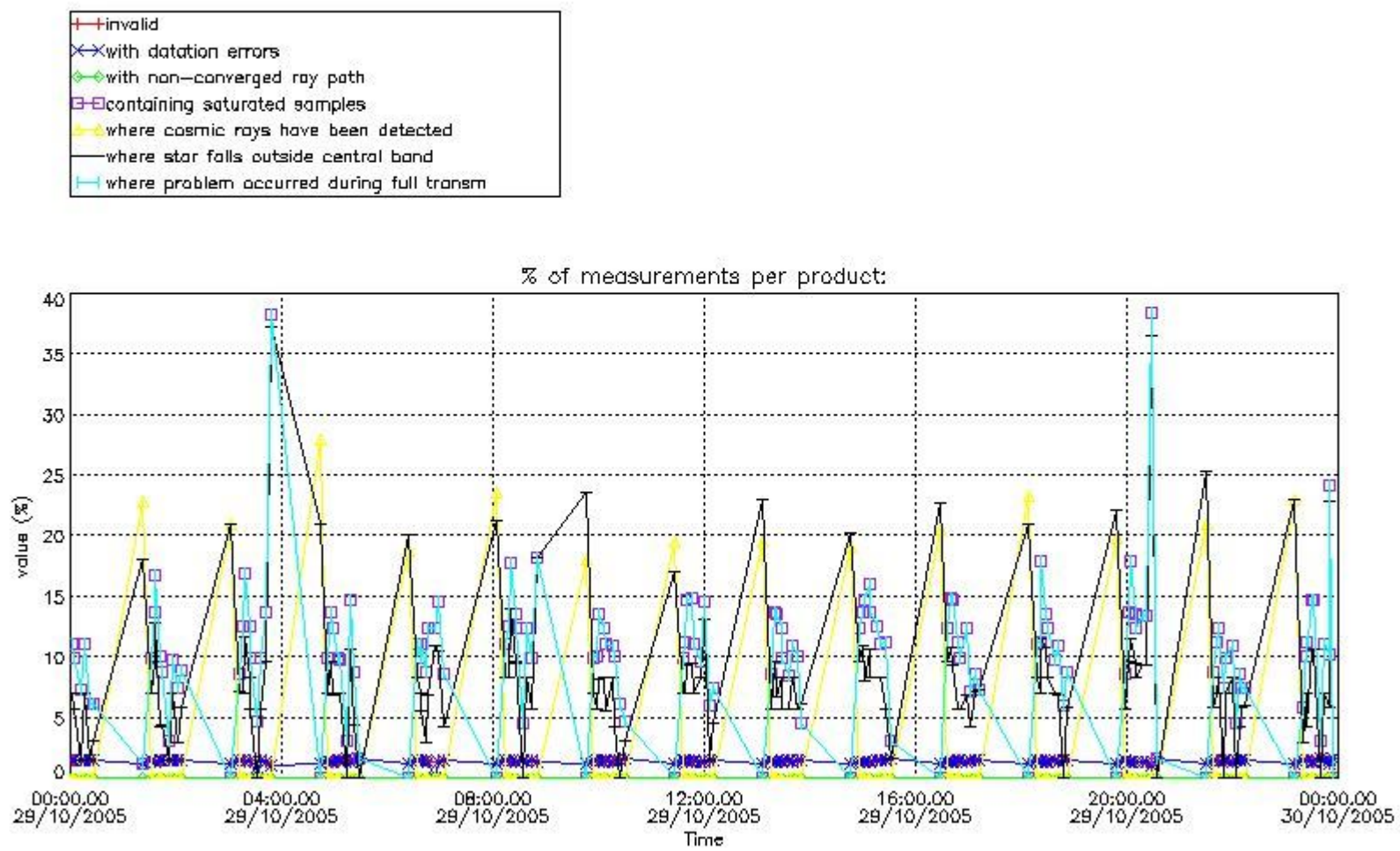
In this section it is plotted some information contained in the Quality Summary data set of the level 2 products that comes from the level 1b processing. Products without errors (error flag in the MPH set to "0") are used.

4.1 Plot quality information per product (time dependant) coming from level 1b processing

4.1.1 Plot level 1 quality information per product (time dependant): ENVISAT ASCENDING passes



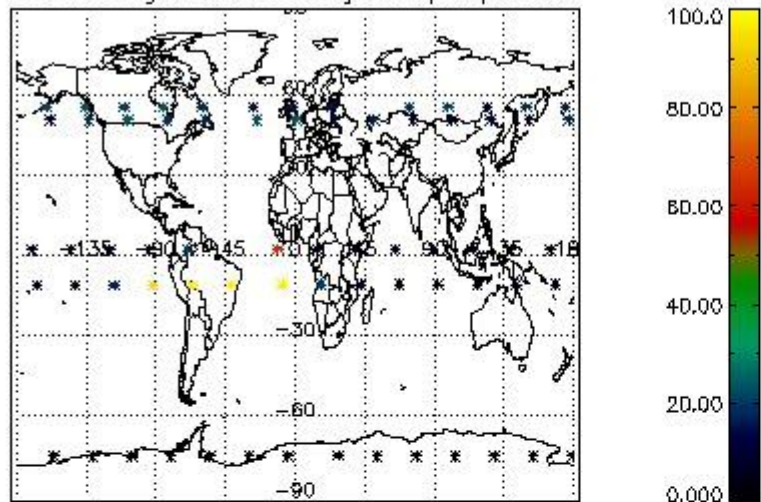
4.1.2 Plot level 1 quality information per product (time dependant): ENVISAT DESCENDING passes



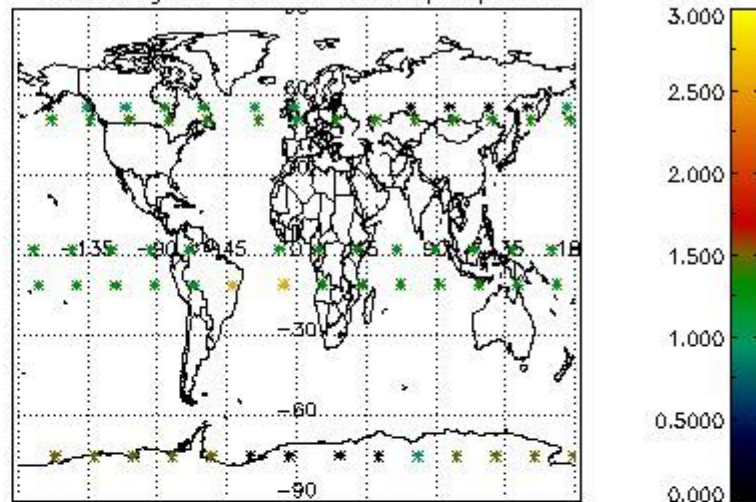
4.2 Plot quality information per product coming from level 1b processing (world map)

4.2.1 Plot level 1 quality information per product (world map): ENVISAT ASCENDING passes

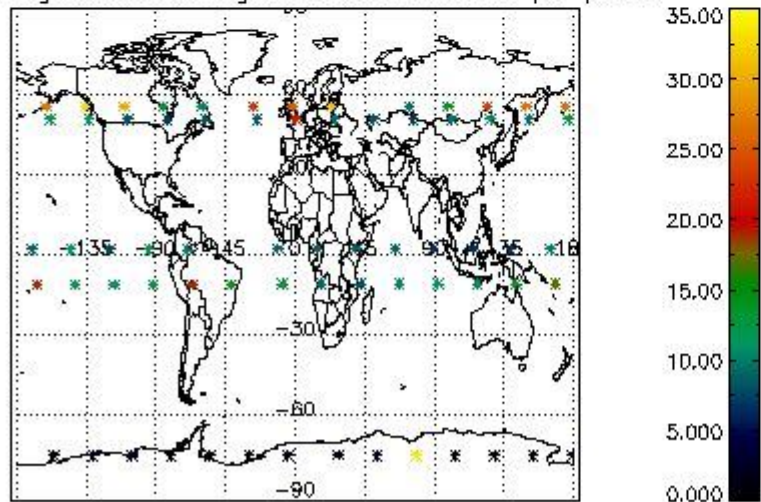
Percentage of cosmic ray hits per profile



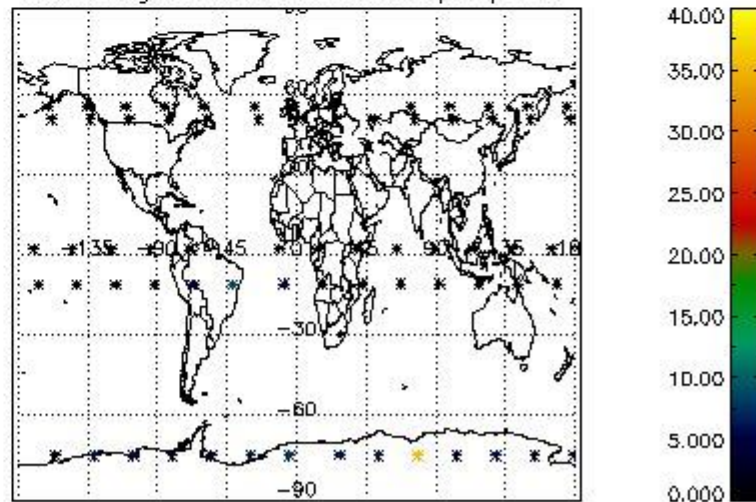
Percentage of datation errors per profile



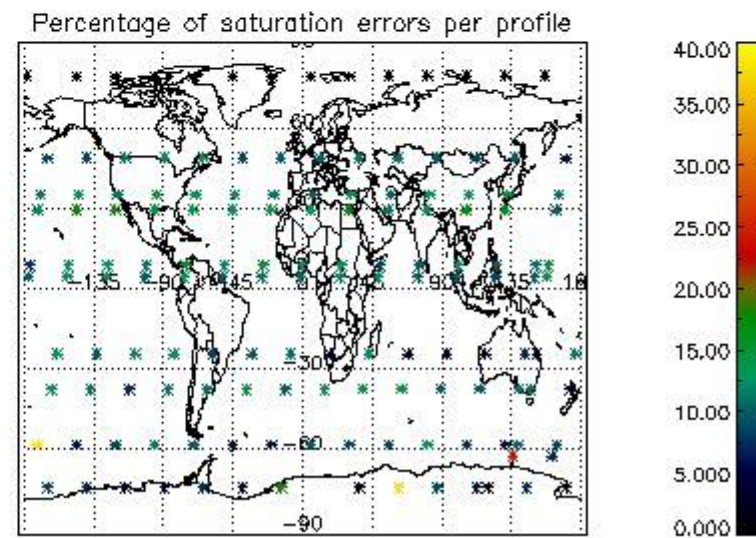
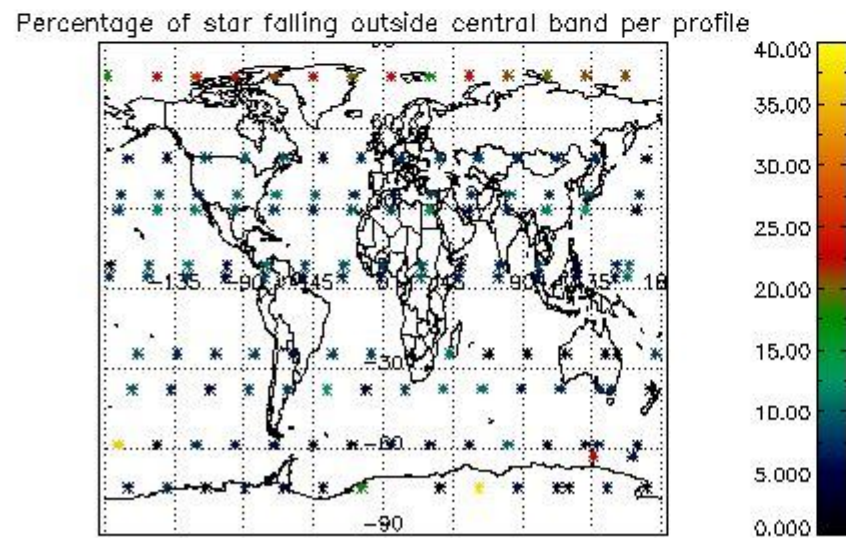
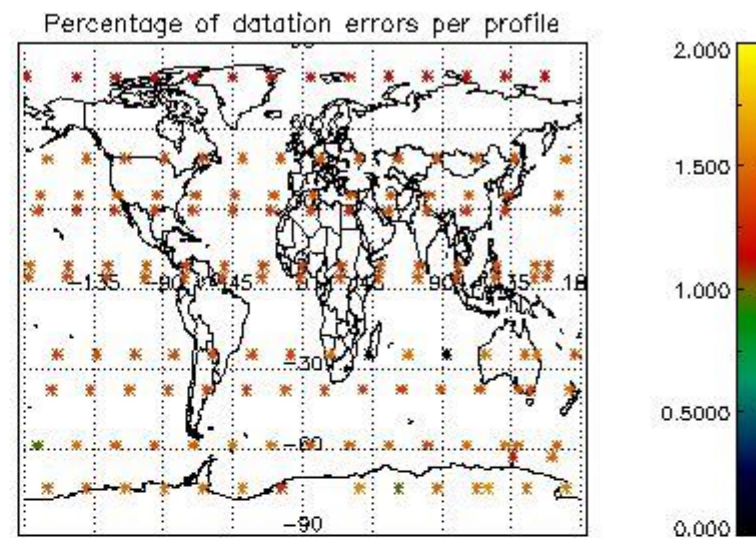
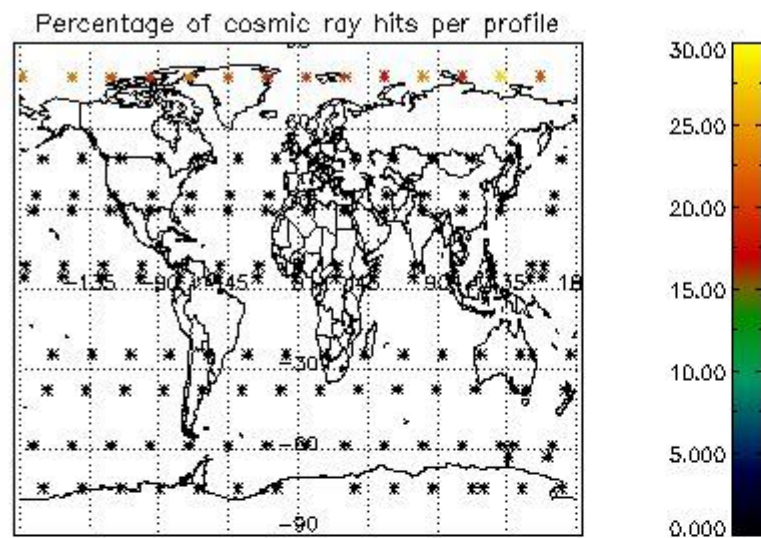
Percentage of star falling outside central band per profile



Percentage of saturation errors per profile



4.2.2 Plot level 1 quality information per product (world map): ENVISAT DESCENDING passes



5. Trace gas profiles

5.1 Ozone statistics based on quality of products

The final quality of the products can be "measured" using the STD (Standard Deviation) attached to every point profile. This information is written to the parameter GOM_NL__2P/NL_LOCAL_SPECIES_DENSITY/o3_std of the level 2 products. The table below shows the statistics for given STD ranges.

The statistics are given with respect to the overall valid production:

- Products without fatal errors: GOM_NL__2P/MPH/PRODUCT_ERR=0
- Valid point profile: GOM_NL__2P/NL_LOCAL_SPECIES_DENSITY/pcd(0)=0

The 'Criteria' is applied to valid points of dark limb products:

- Products in dark limb illumination condition: GOM_NL__2P/NL_SUMMARY_QUALITY/obs_ill_cond=0
- Products without fatal errors: GOM_NL__2P/MPH/PRODUCT_ERR=0
- Valid point profile: GOM_NL__2P/NL_LOCAL_SPECIES_DENSITY/pcd(0)=0

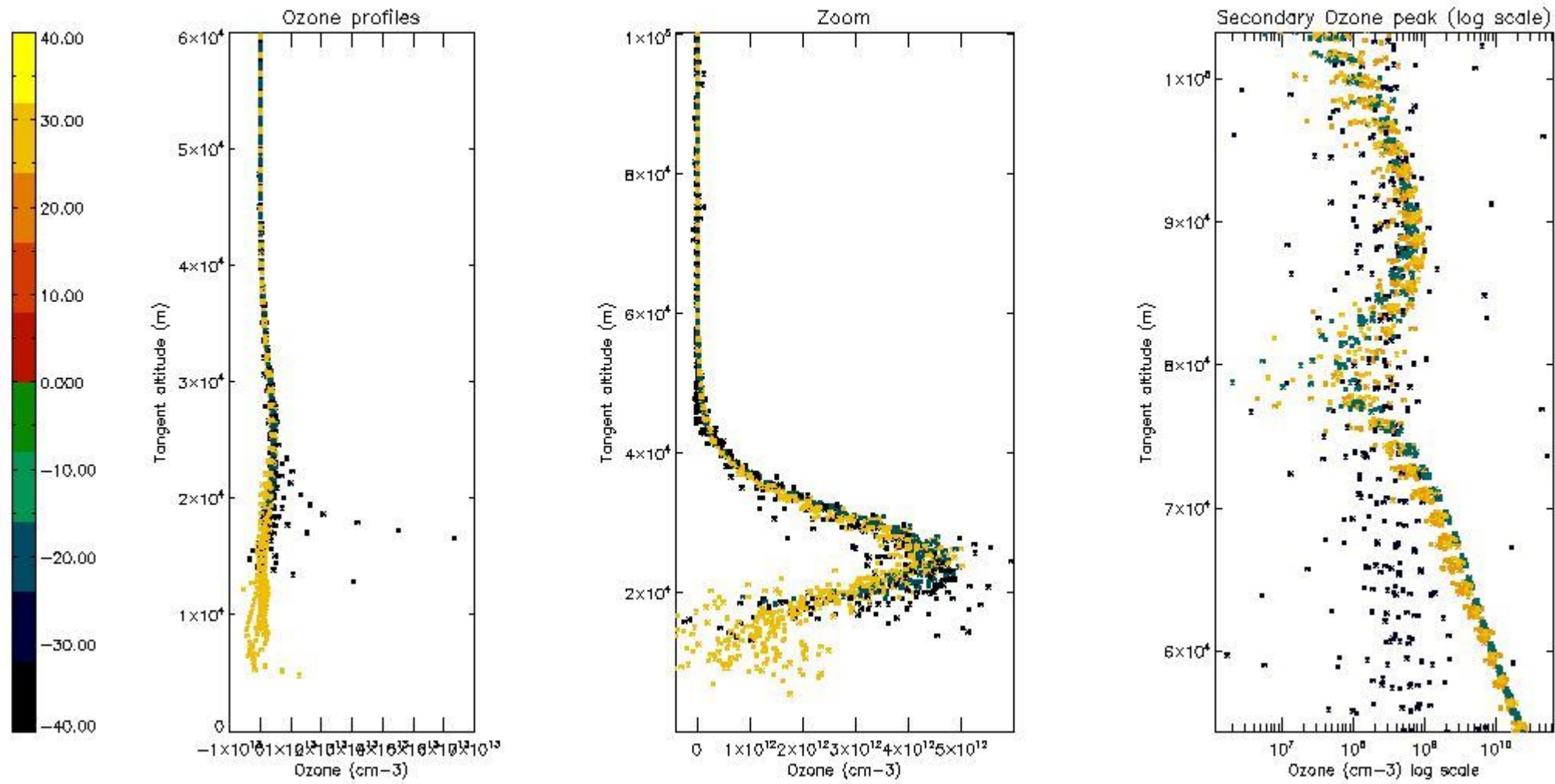
So, the table below shows the percentage of dark limb and valid observations for each criteria with respect to the overall valid daily observations.

Criteria	% of total production
All STD	28
STD < 20	16

STD < 10	12
STD < 5	7

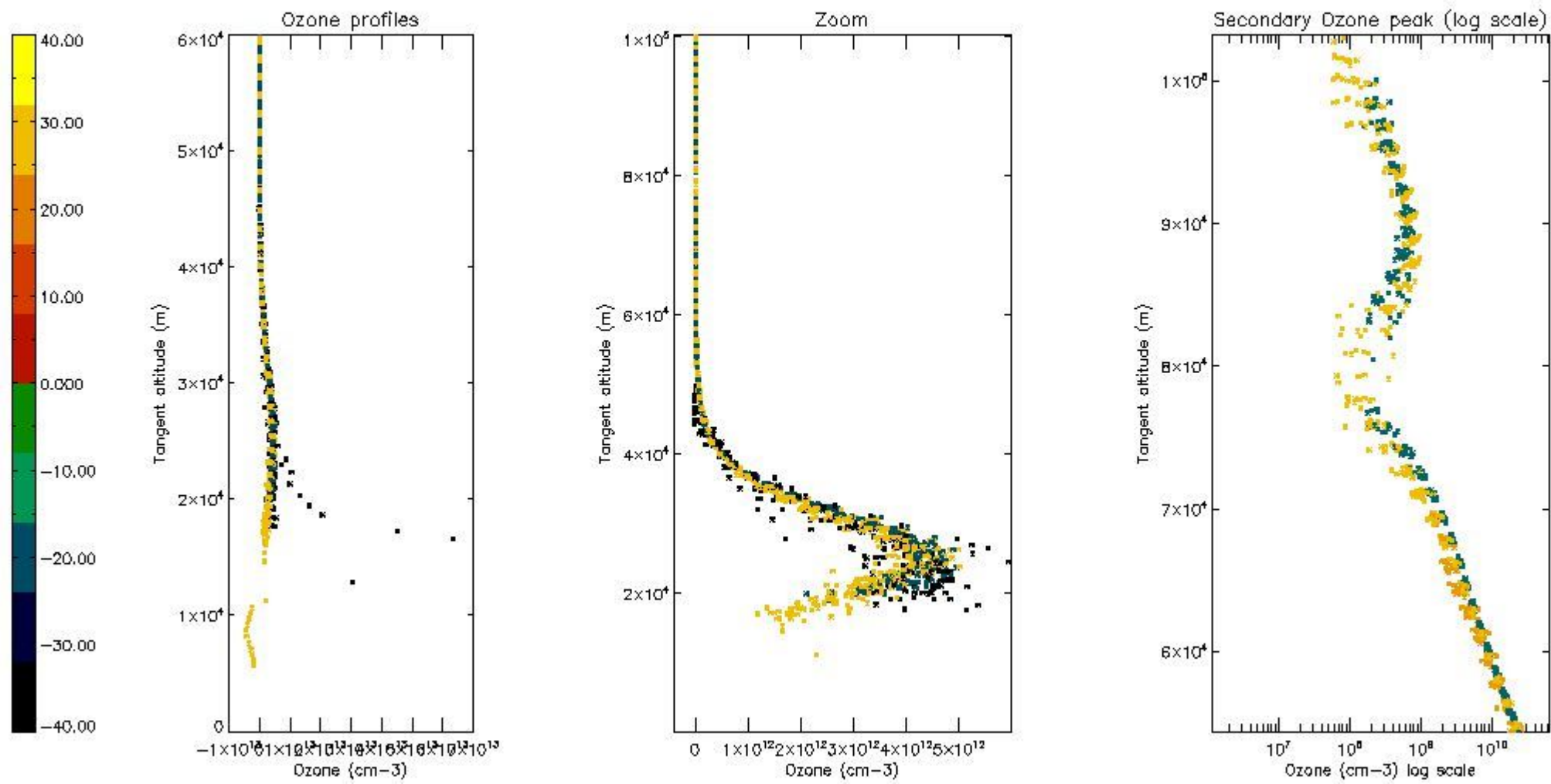
5.2 Plot ozone profiles for all STD (dark without errors)

The colorbar represents the latitude.



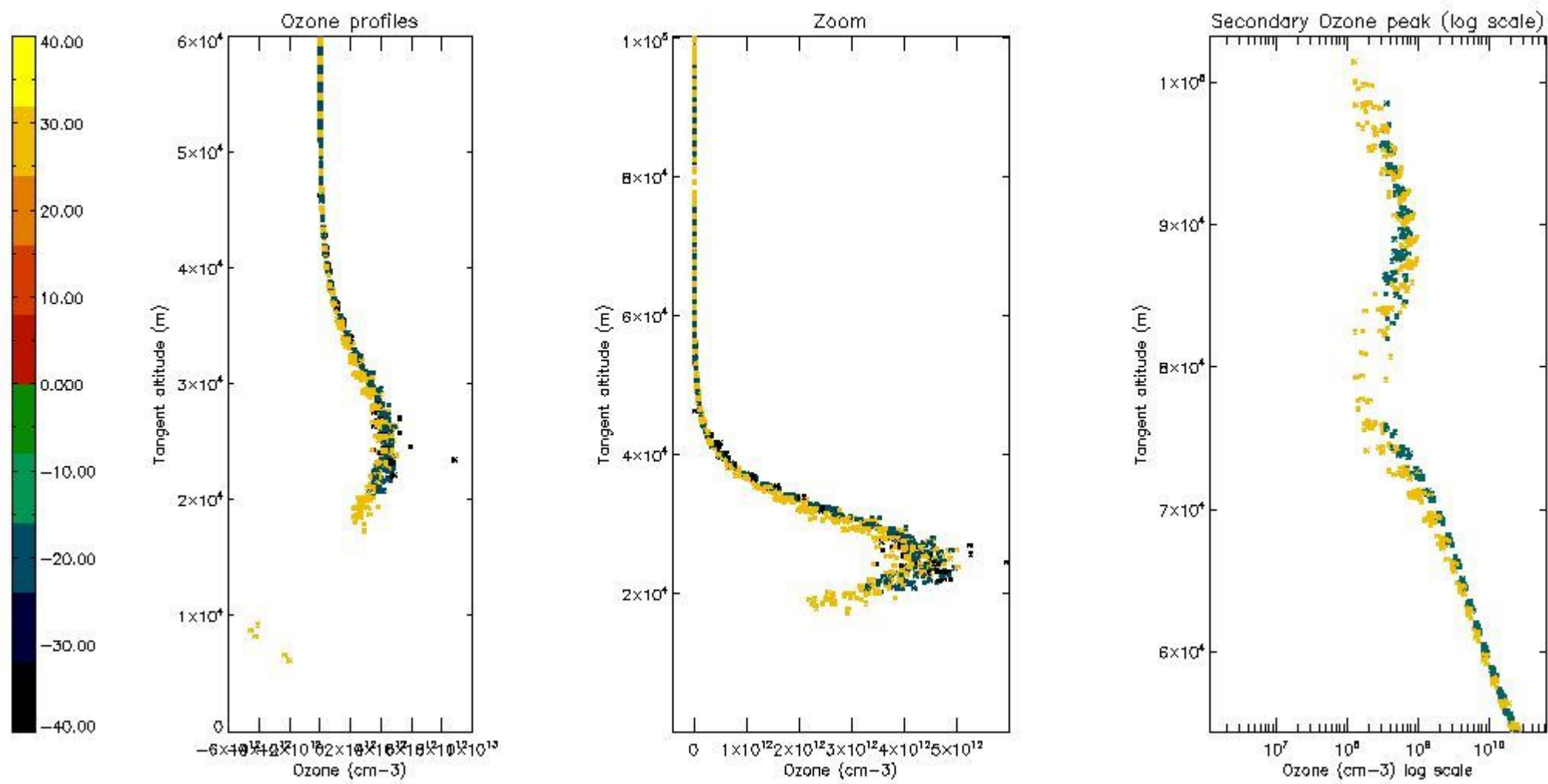
5.3 Plot ozone profiles where STD < 20% (dark without errors)

The colorbar represents the latitude.



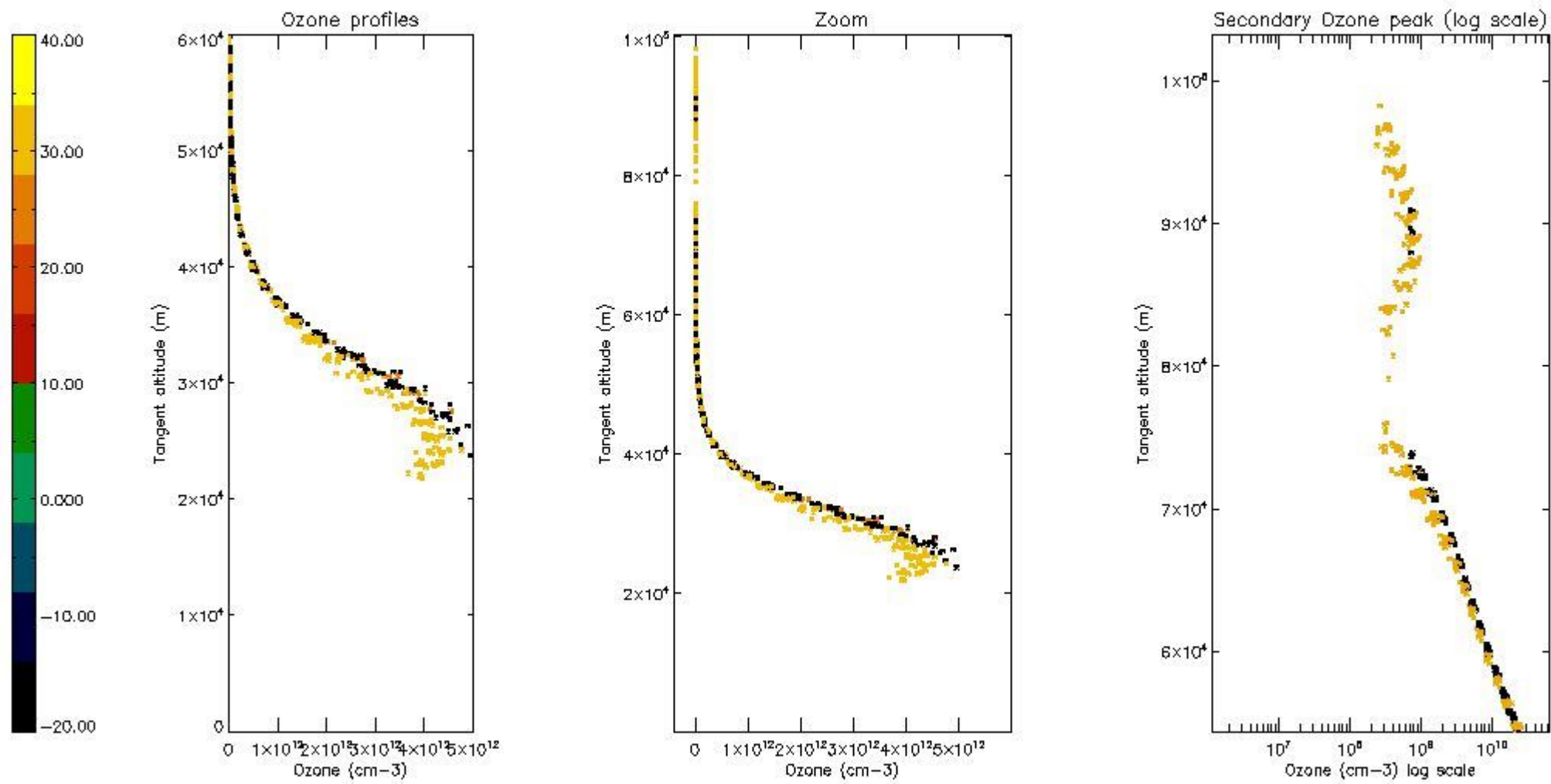
5.4 Plot ozone profiles where STD < 10% (dark without errors)

The colorbar represents the latitude.



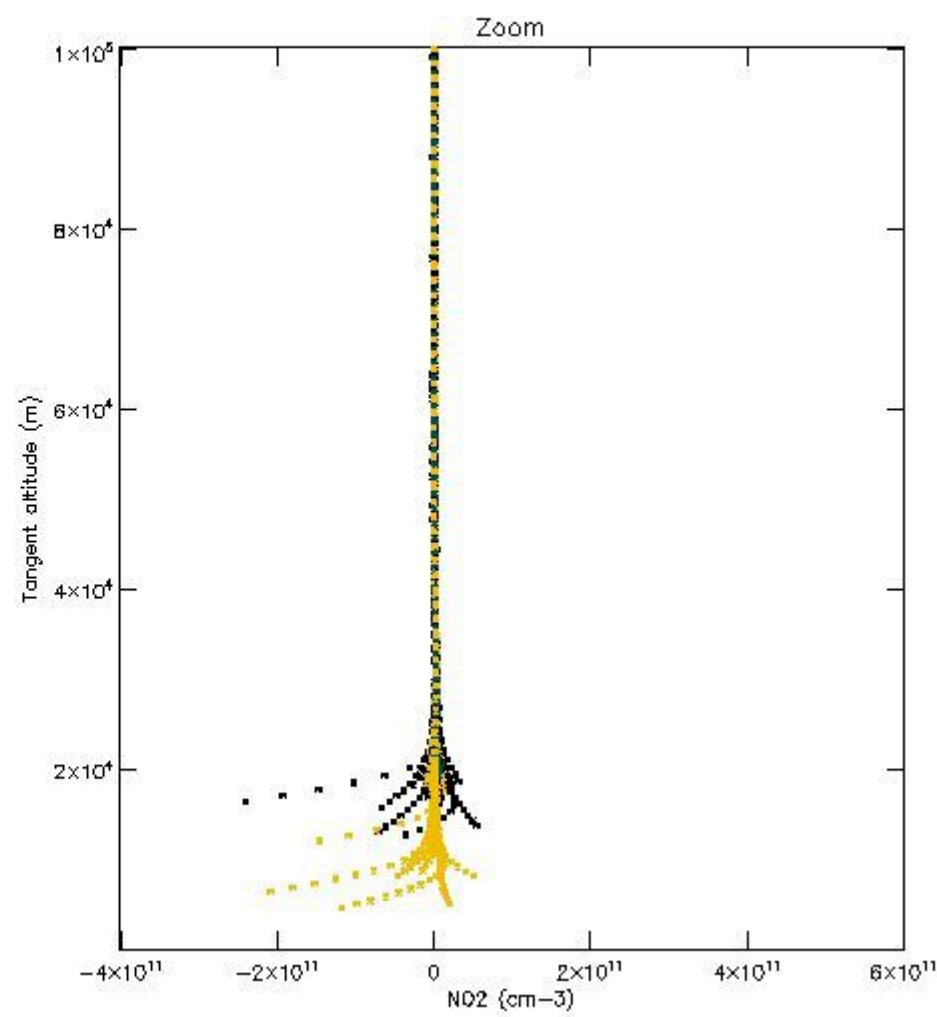
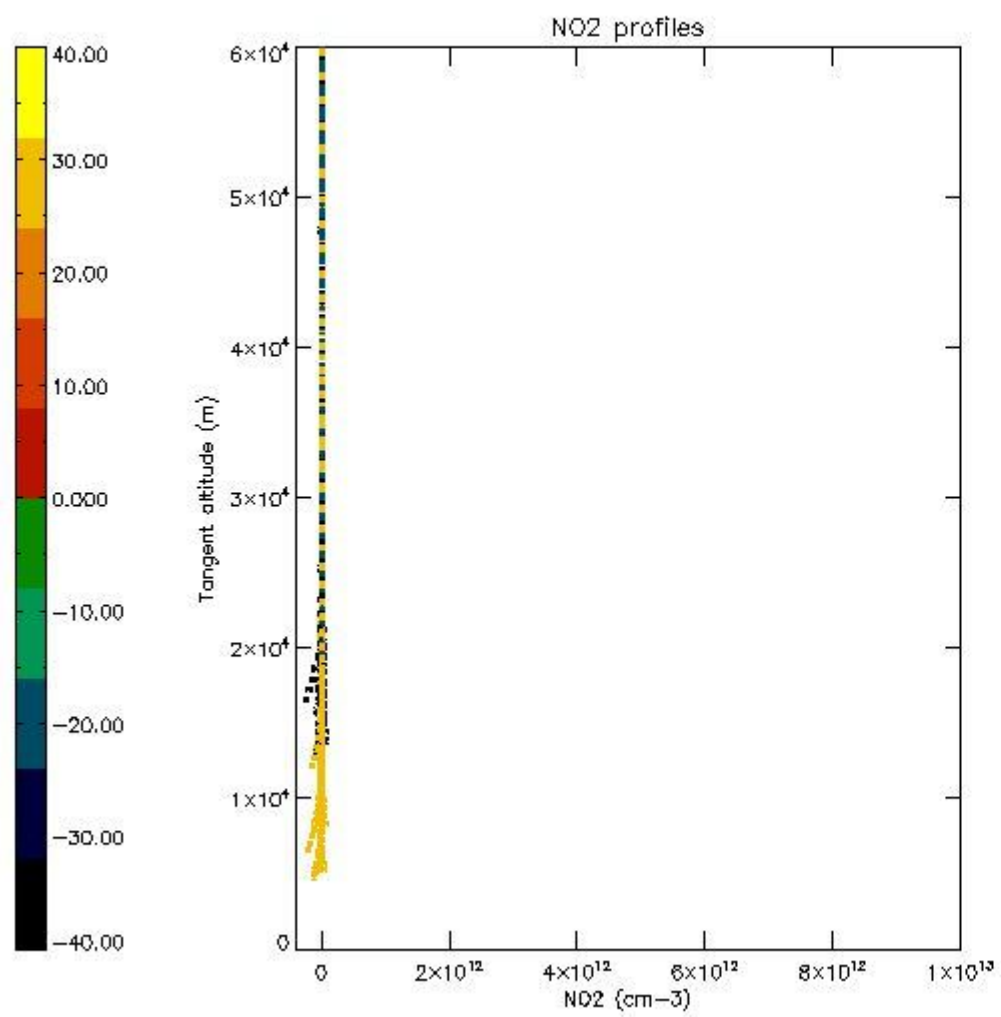
5.5 Plot ozone profiles where STD < 5% (dark without errors)

The colorbar represents the latitude.



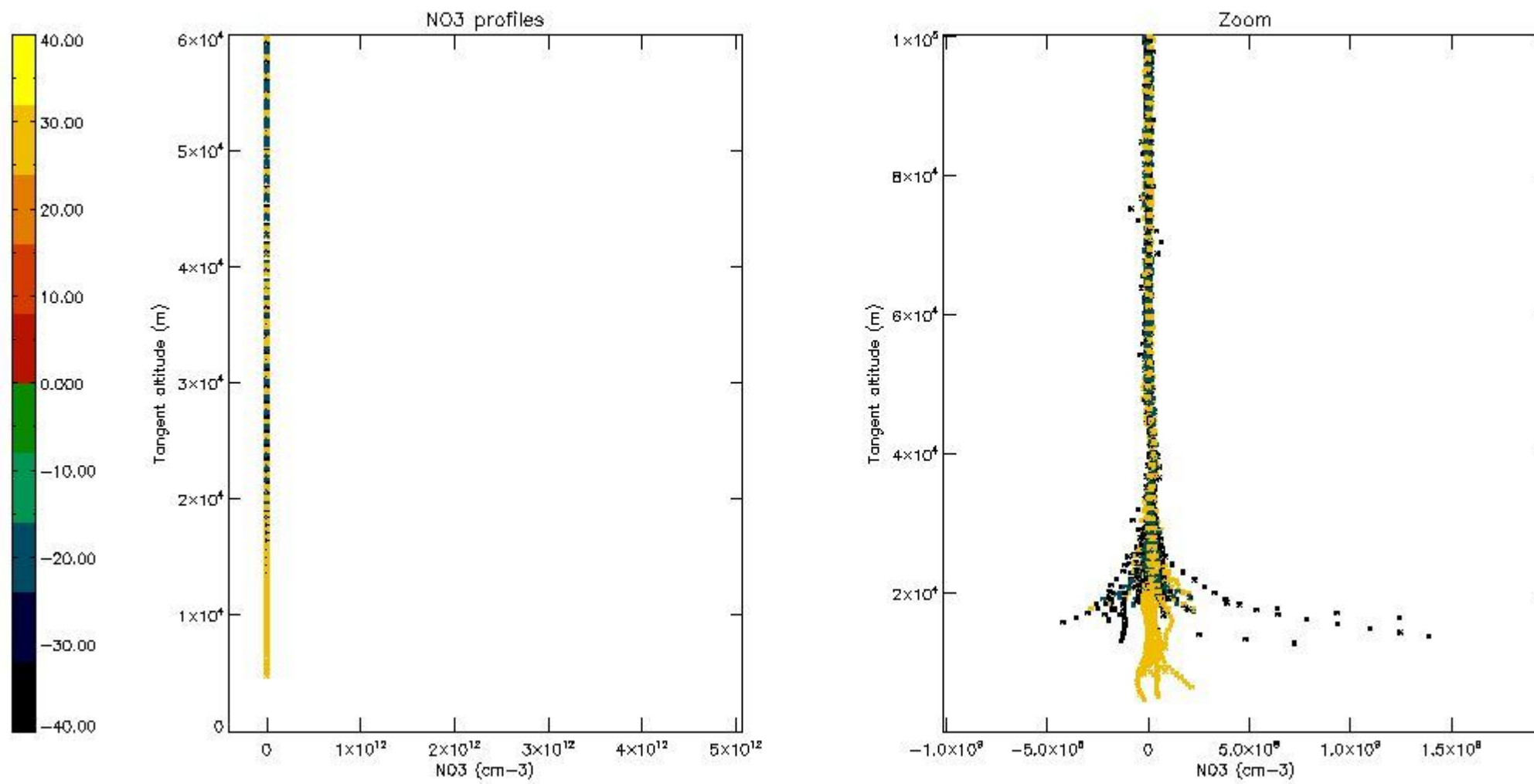
5.6 Plot NO₂ profiles for all STD (dark without errors)

The colorbar represents the latitude.



5.7 Plot NO3 profiles for all STD (dark without errors)

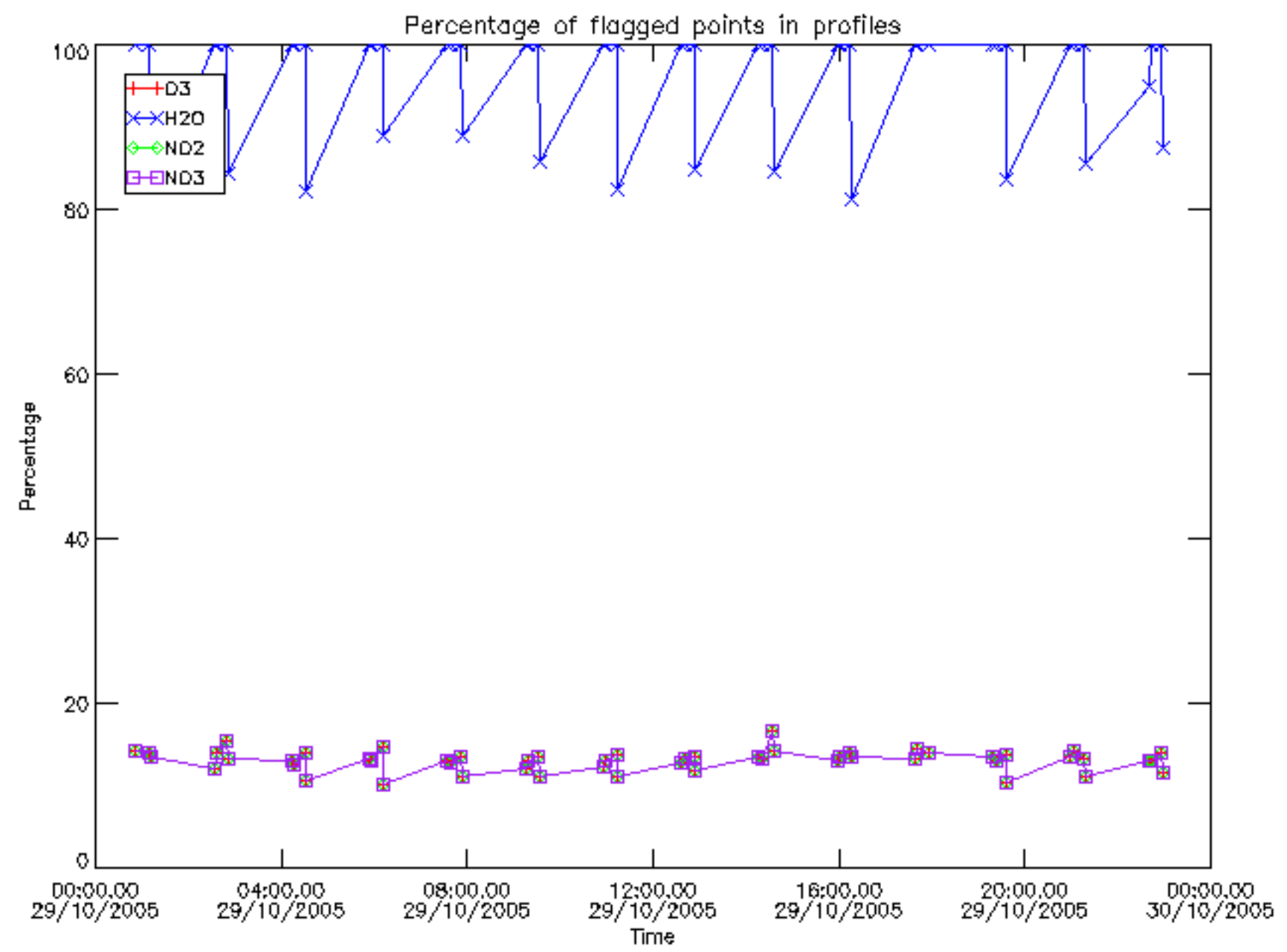
The colorbar represents the latitude.



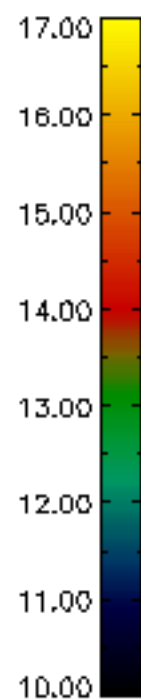
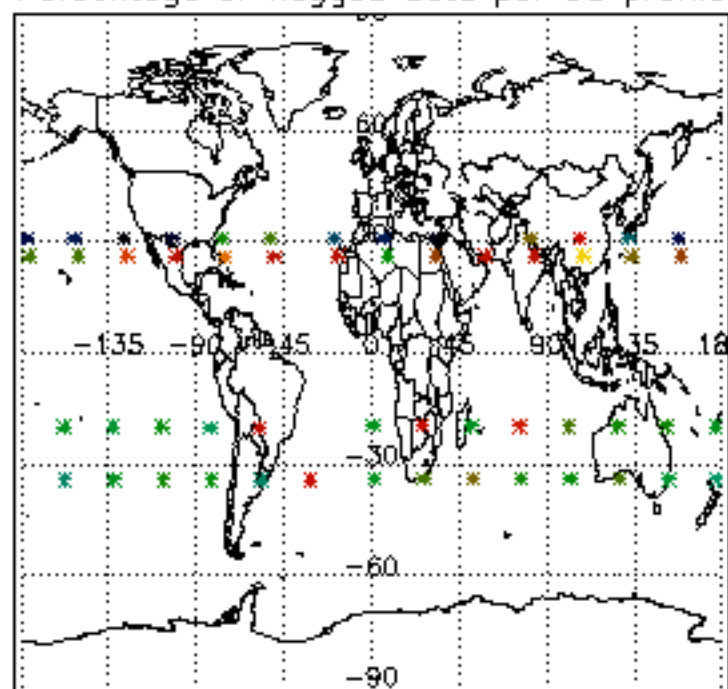
6. Auxiliary Data Files used for the production reported in section 2

The number reported in the third column indicates since which file (see list in section 2) the corresponding auxiliary file has been used. The fourth column is the date of those product files.

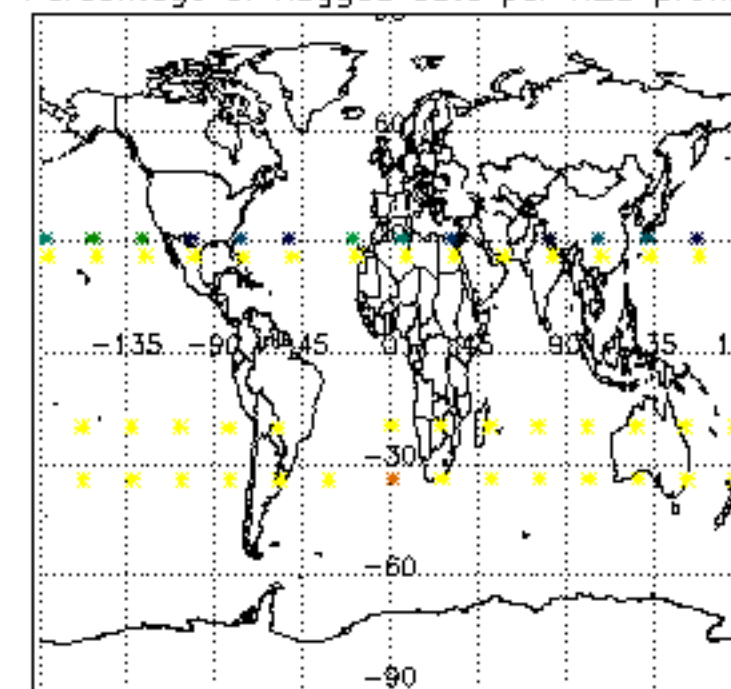
Type	Auxiliary Filename	Used since product	Used since product date
INST_PHYS_CHARACTERISTICS	GOM_INS_AXVIEC20091111_143220_20030716_120000_20500101_000000	1	29-OCT-2005 00:02:14
LEVEL-2_PROC_CONFIG	GOM_PR2_AXVIEC20091111_152718_20020301_000000_20500101_000000	1	29-OCT-2005 00:02:14
CROSS_SECTIONS_FILE	GOM_CRS_AXVIEC20091111_154832_20020301_000000_20500101_000000	1	29-OCT-2005 00:02:14



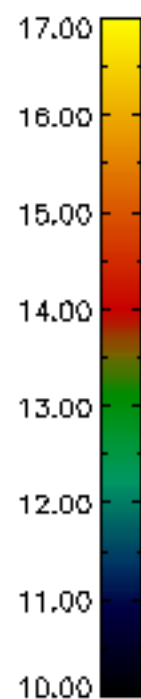
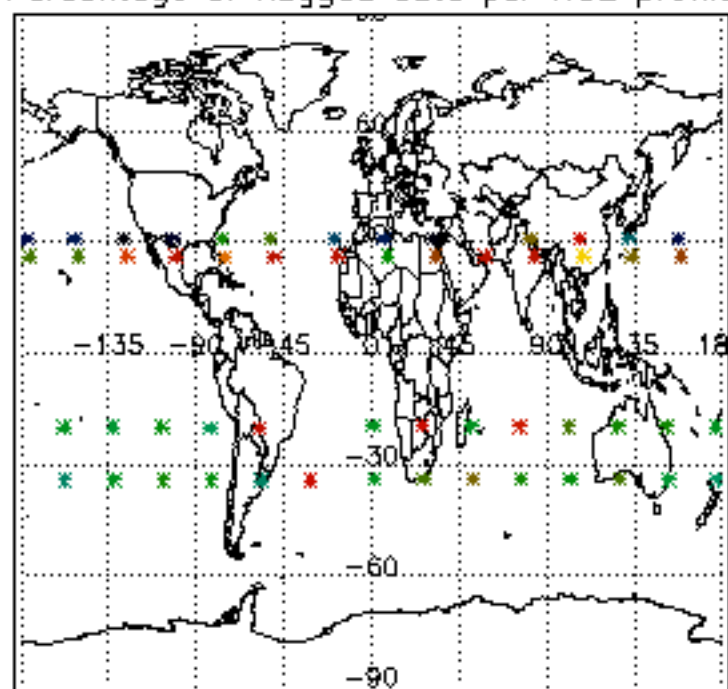
Percentage of flagged data per D3 profile



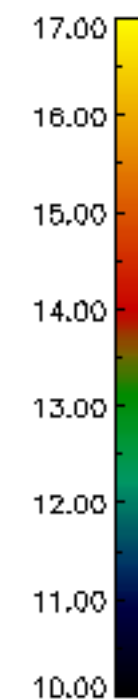
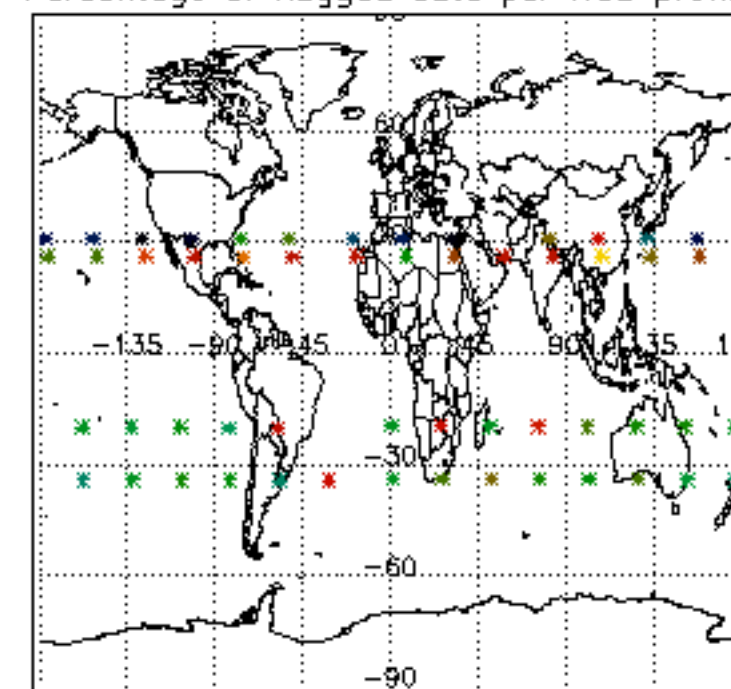
Percentage of flagged data per H2O profile

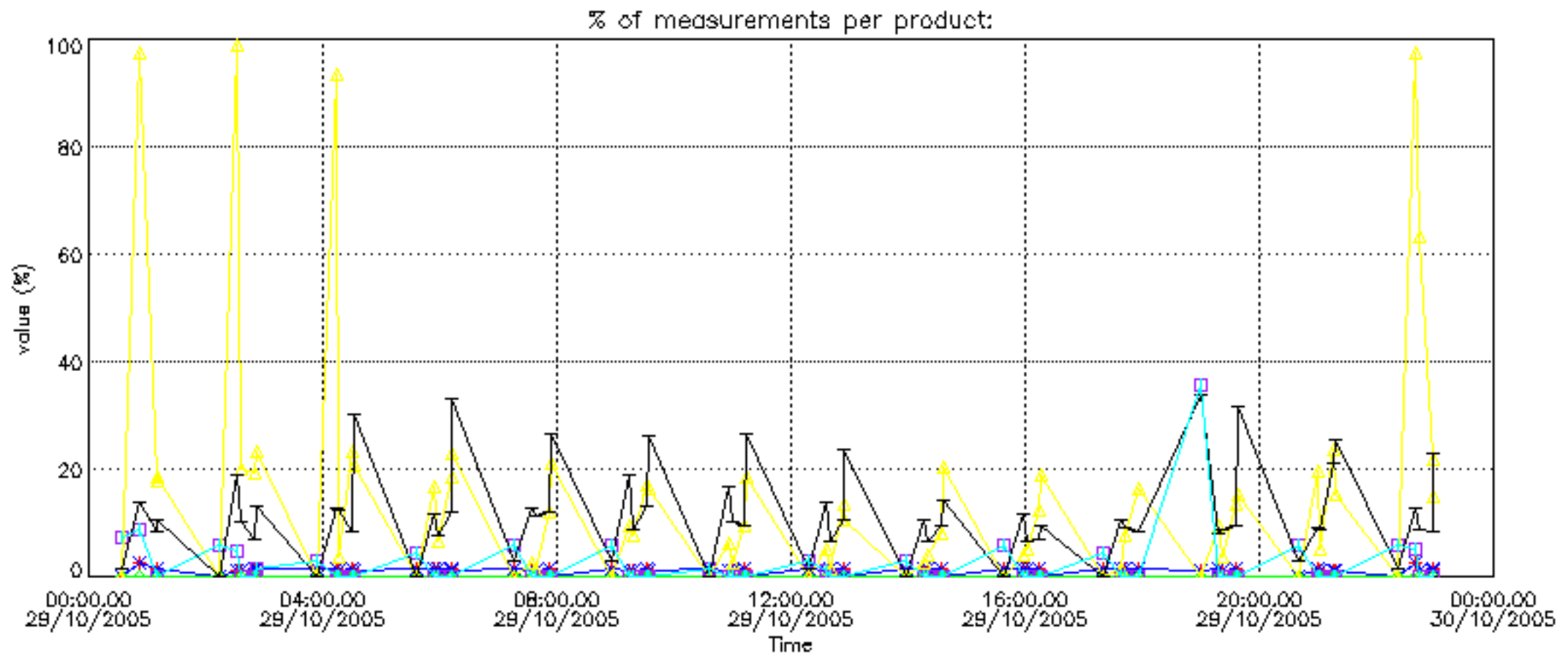


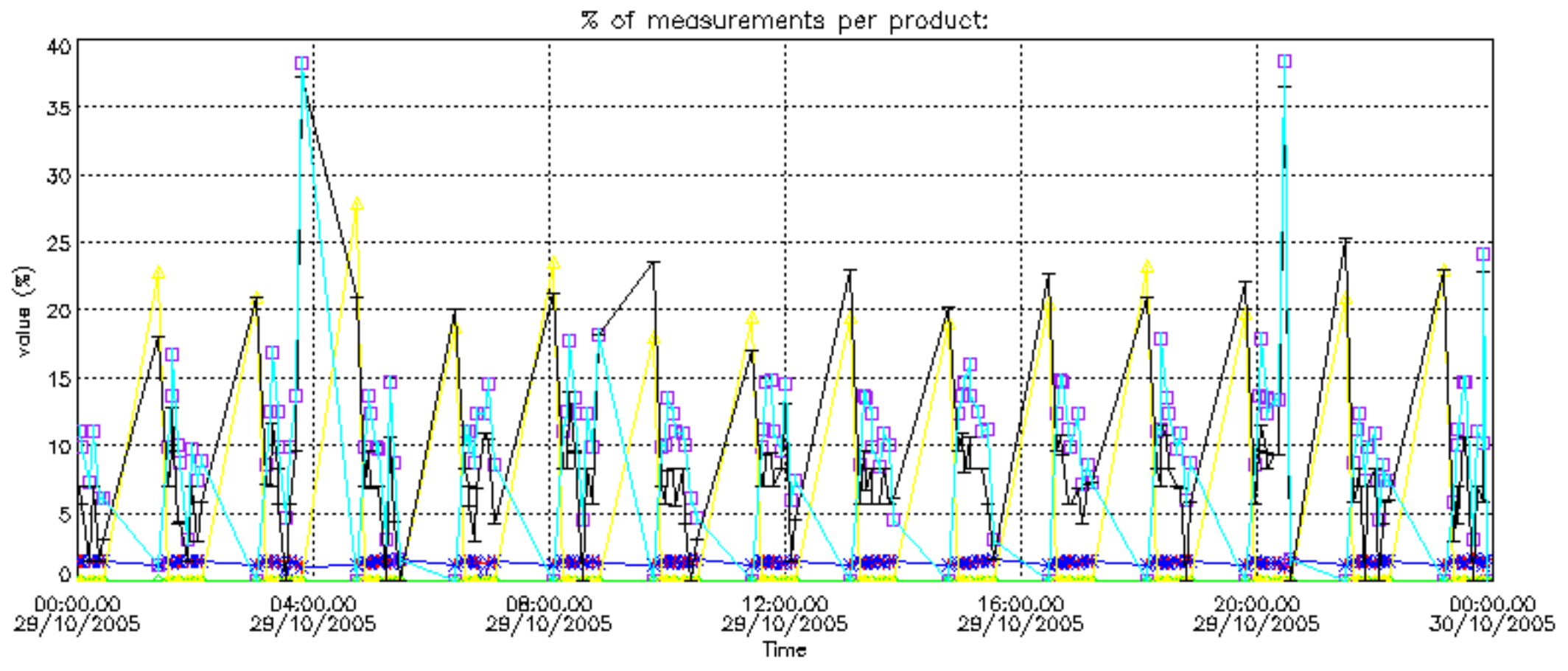
Percentage of flagged data per NO2 profile



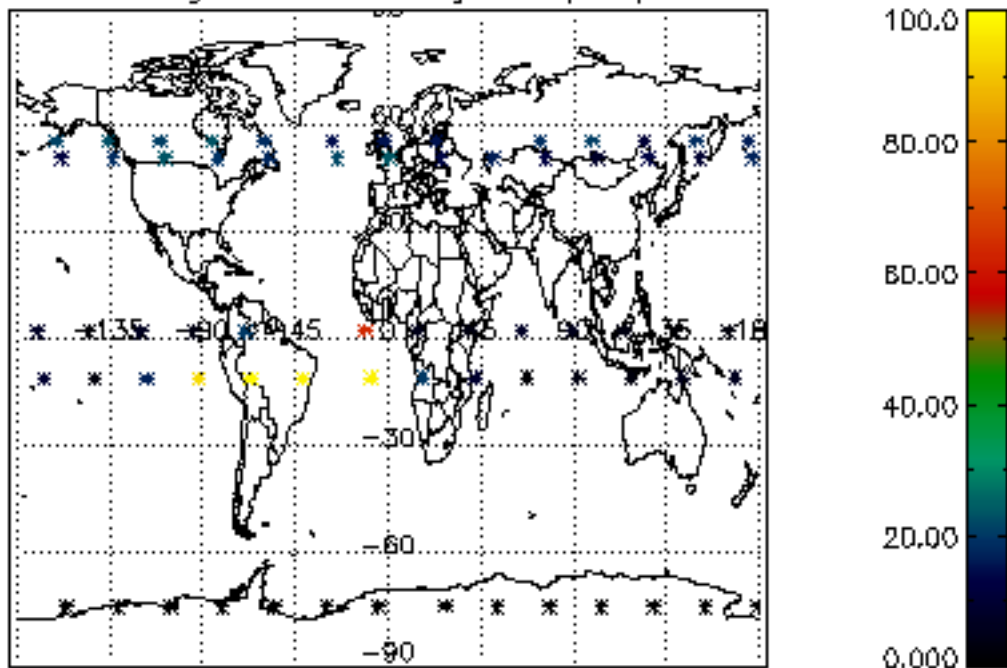
Percentage of flagged data per NO3 profile



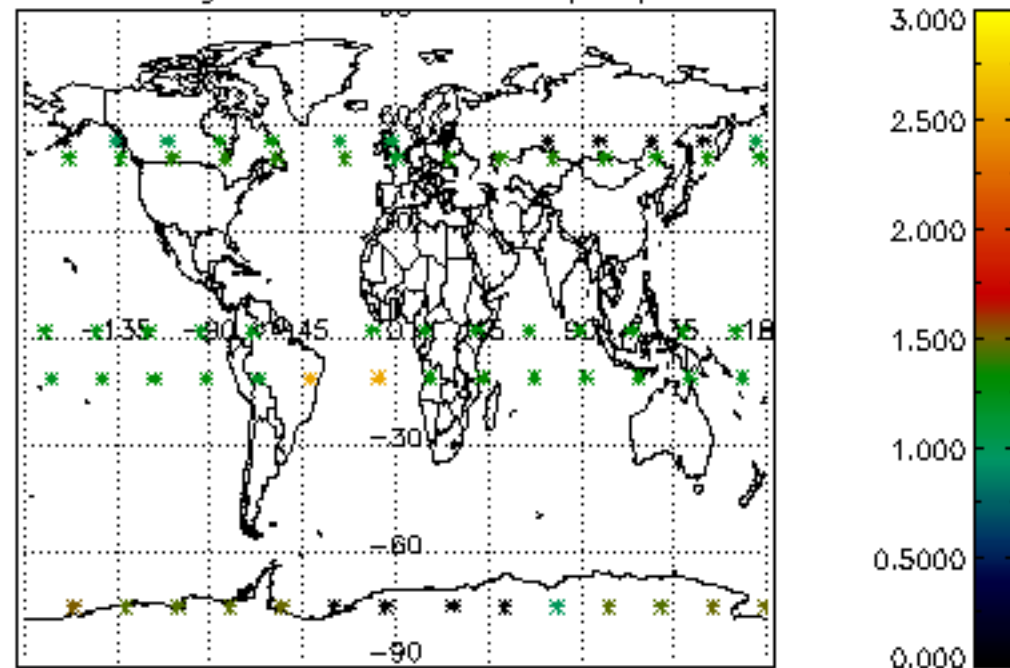




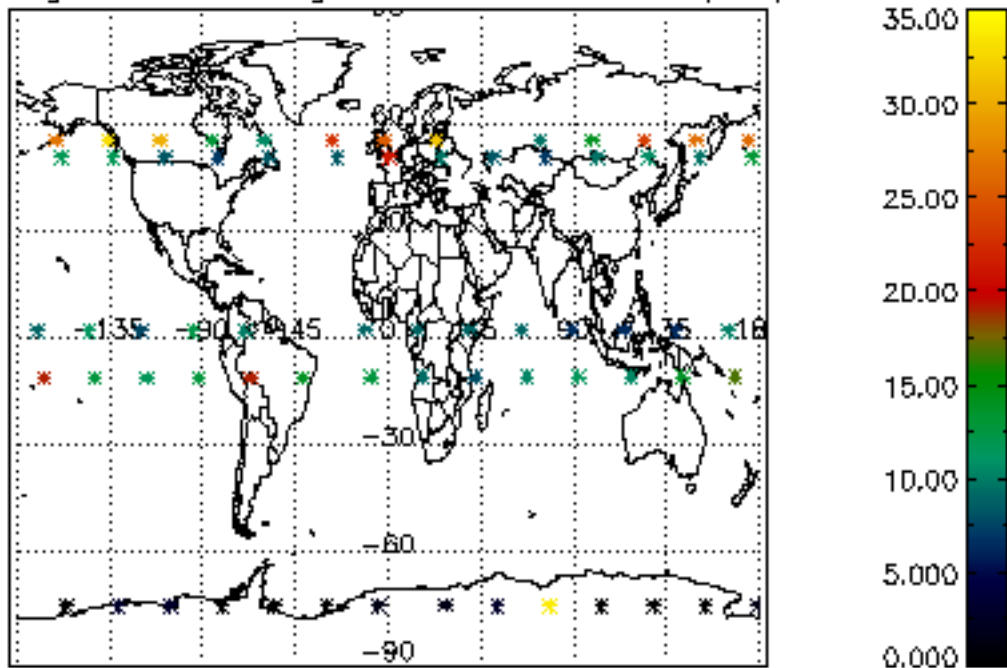
Percentage of cosmic ray hits per profile



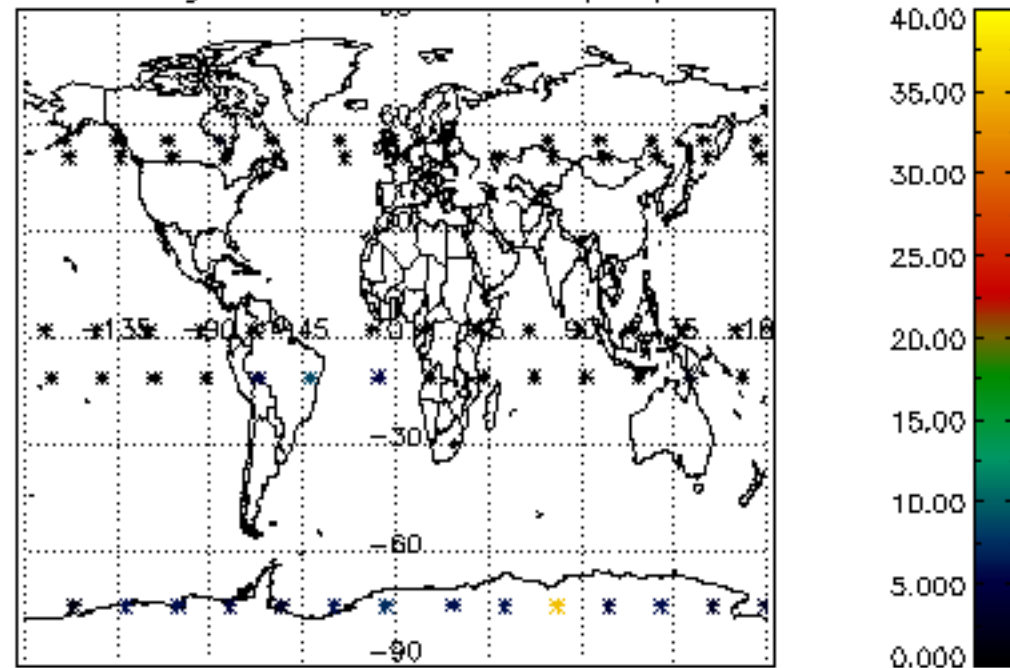
Percentage of datation errors per profile



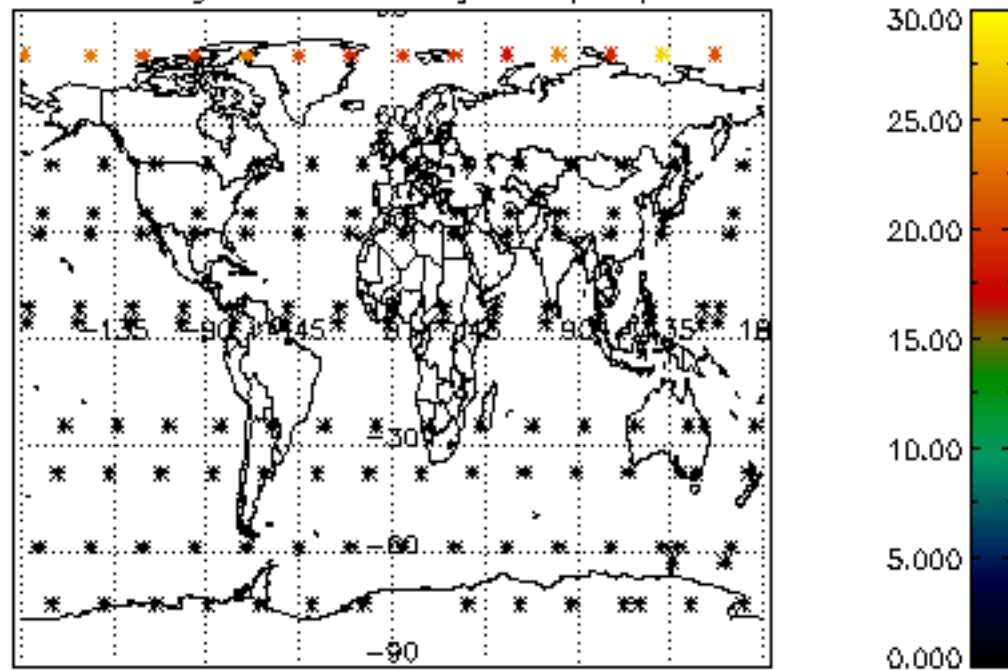
Percentage of star falling outside central band per profile



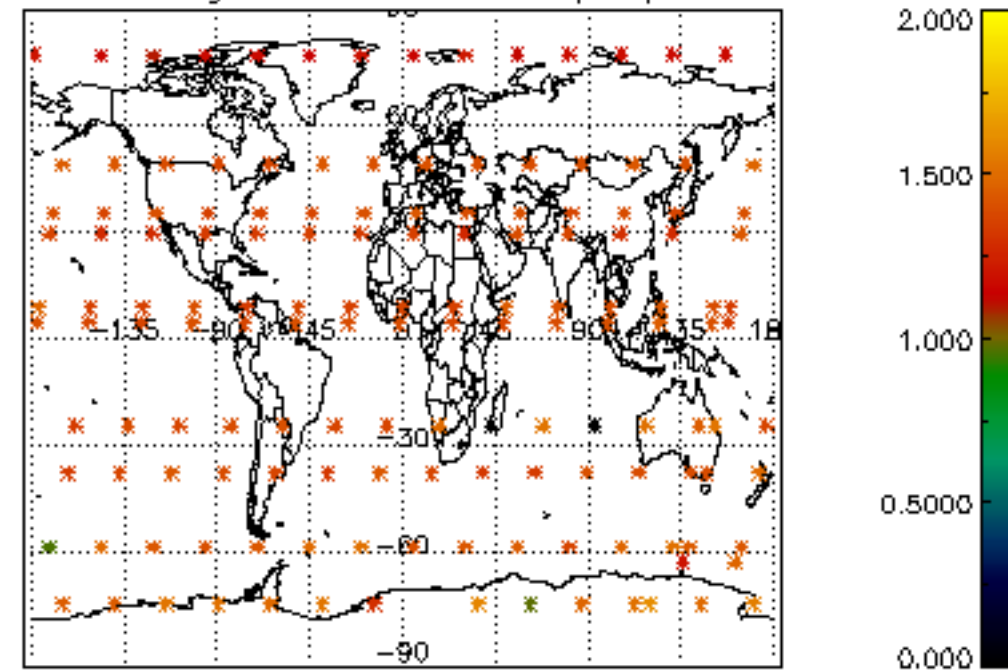
Percentage of saturation errors per profile



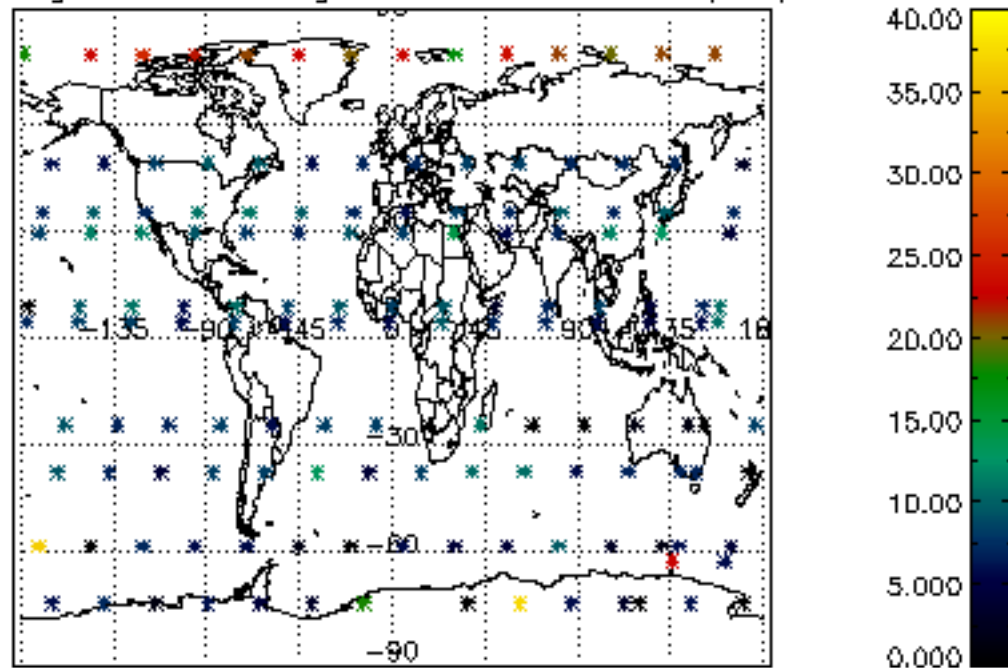
Percentage of cosmic ray hits per profile



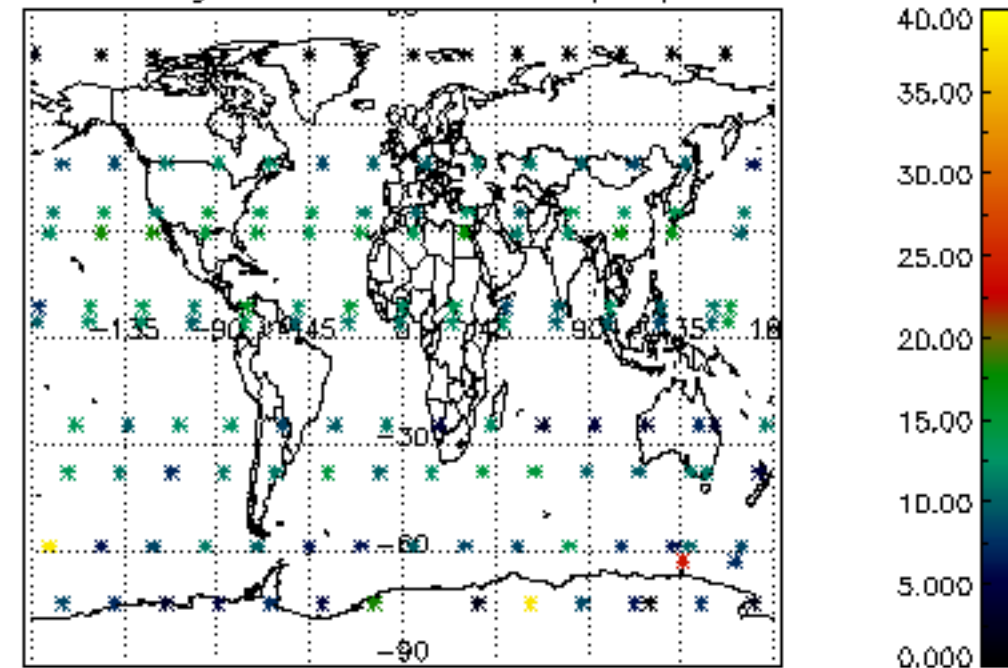
Percentage of datation errors per profile

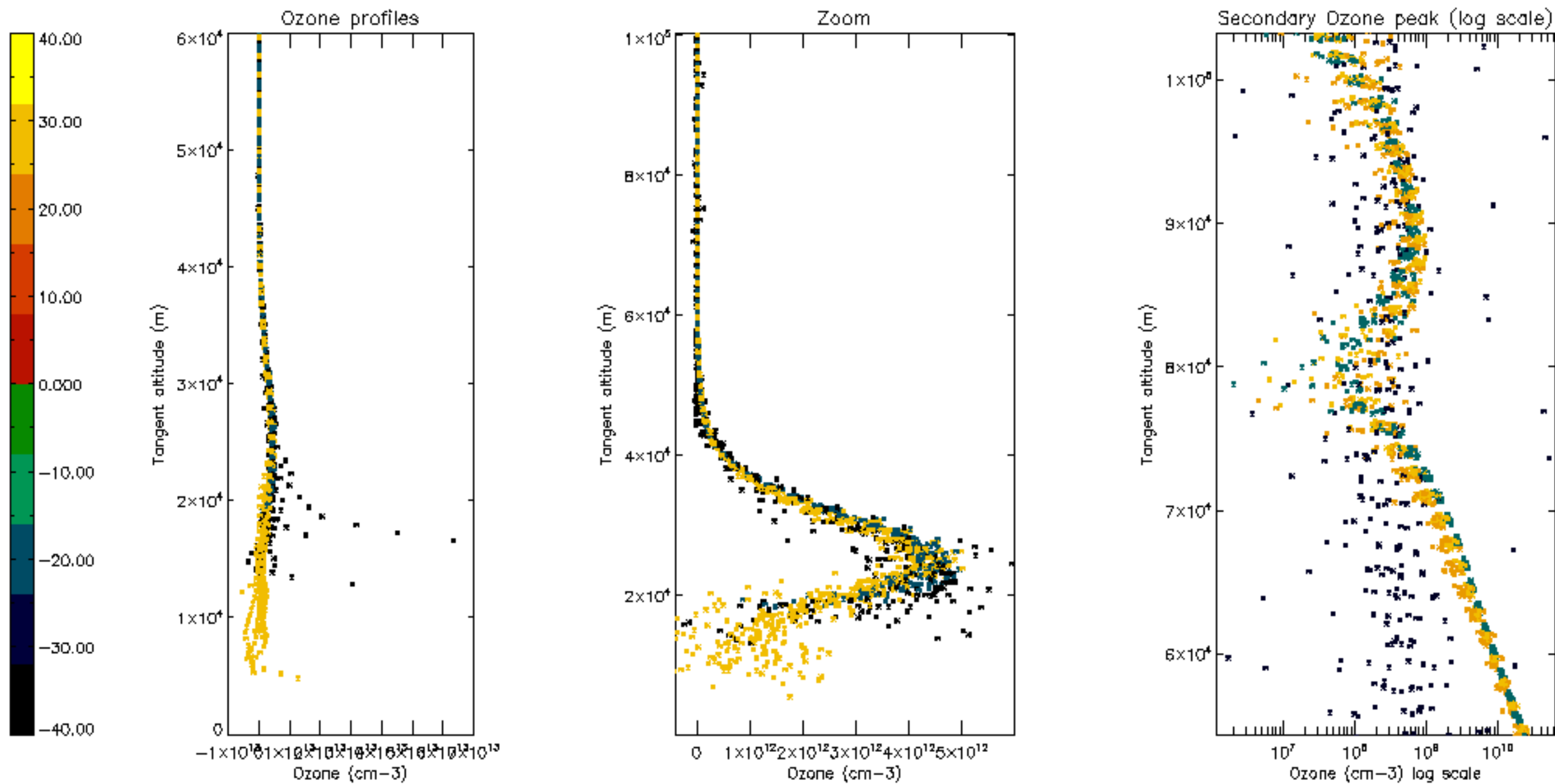


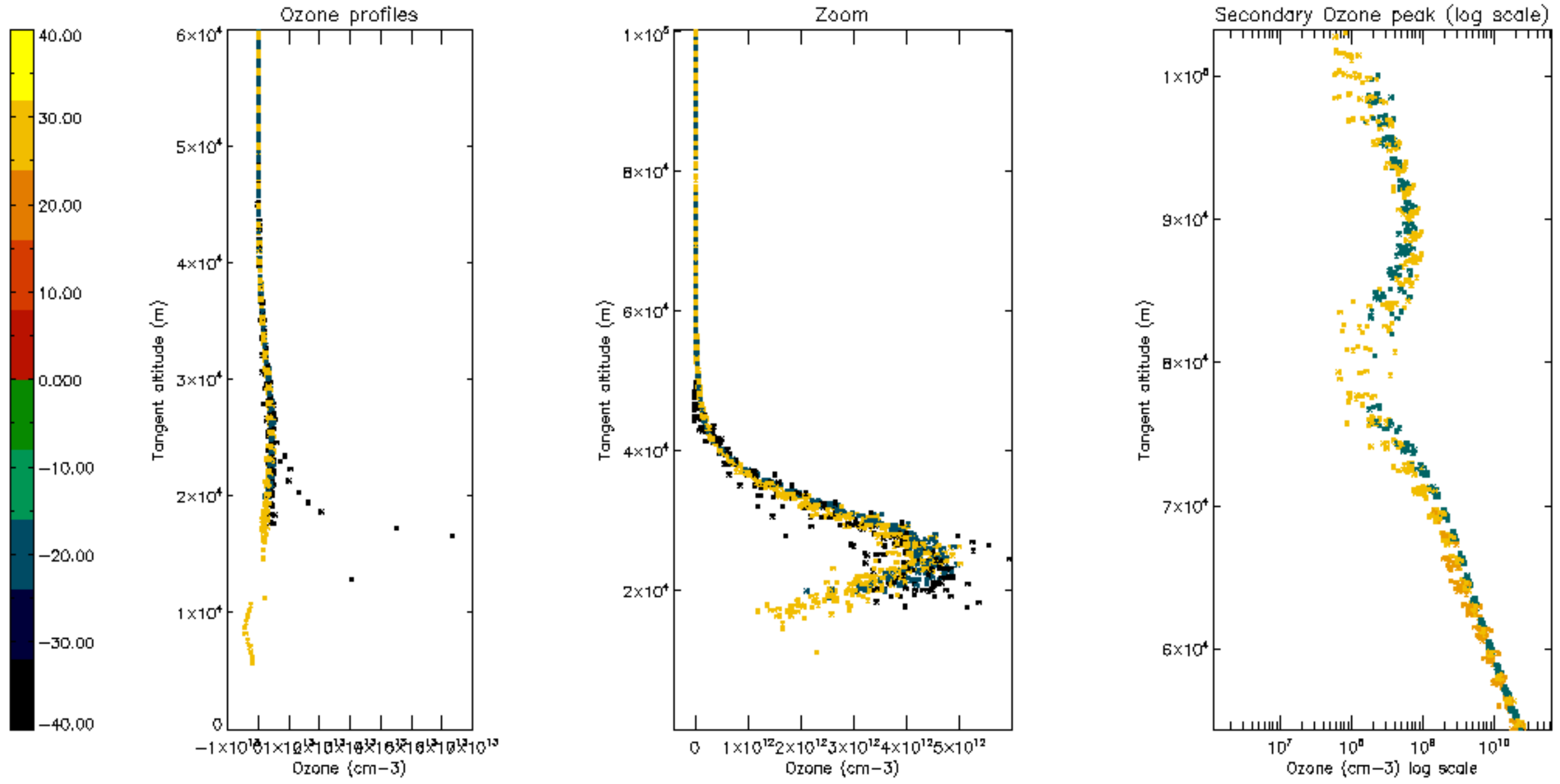
Percentage of star falling outside central band per profile

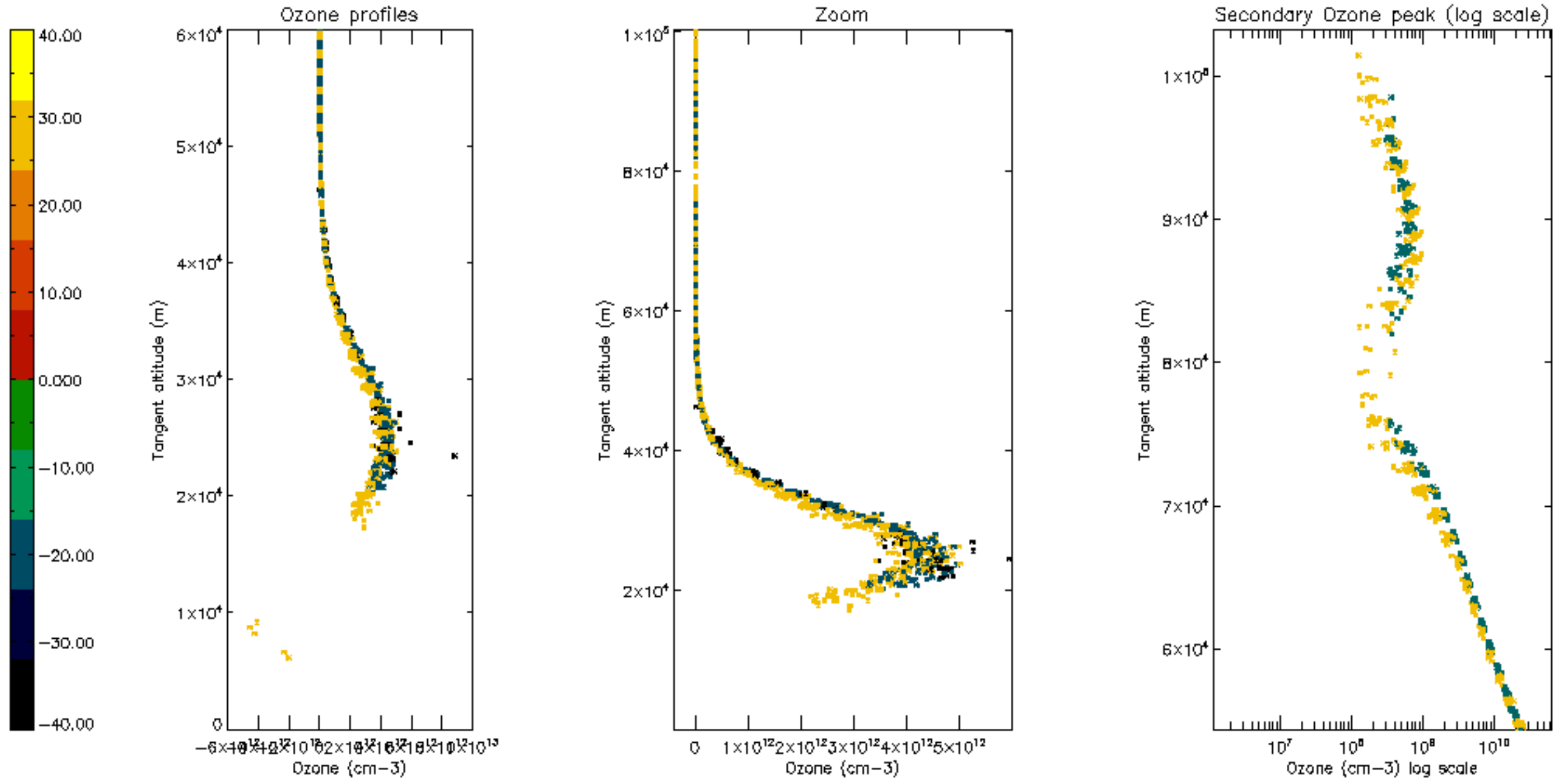


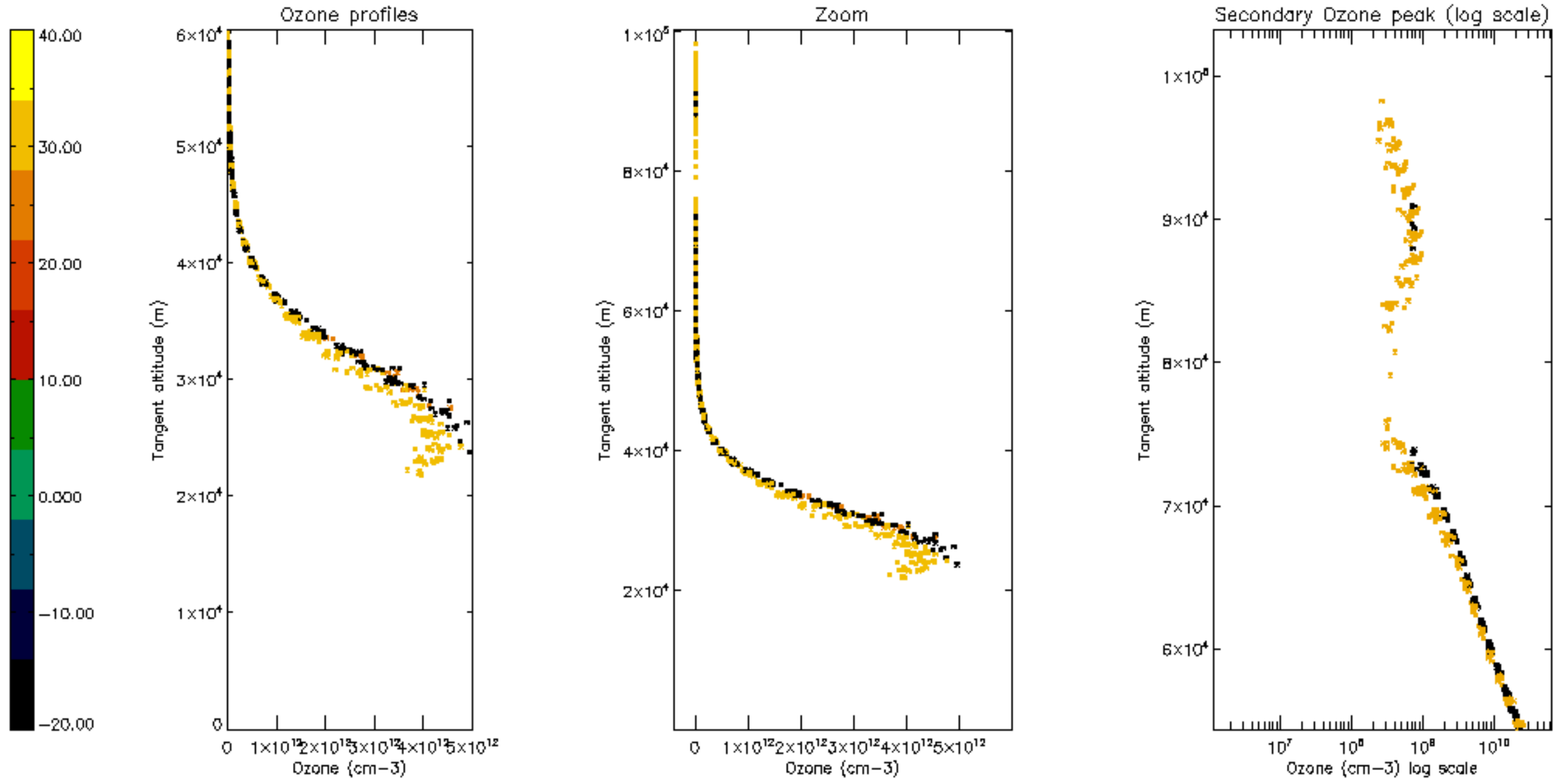
Percentage of saturation errors per profile

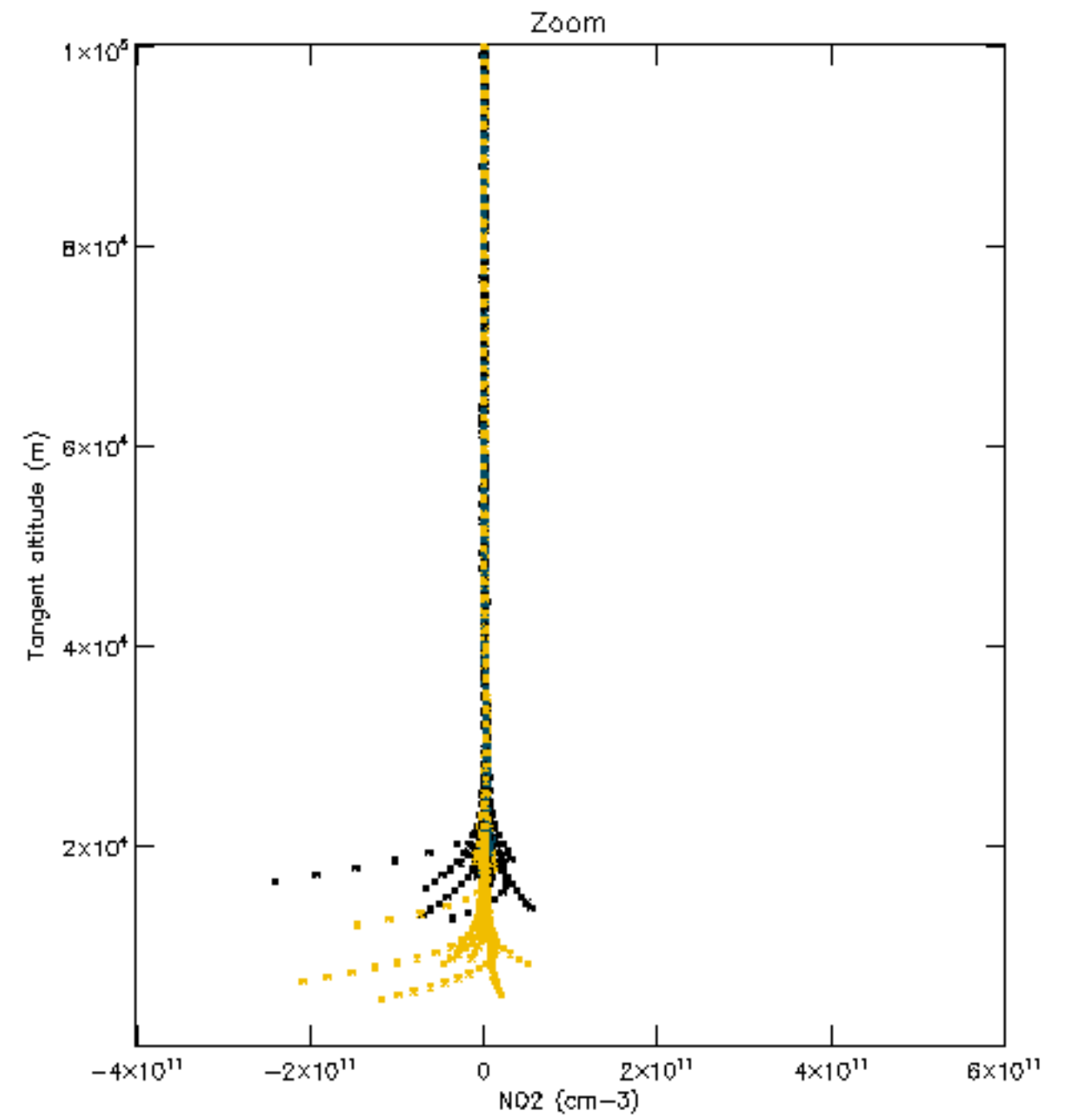
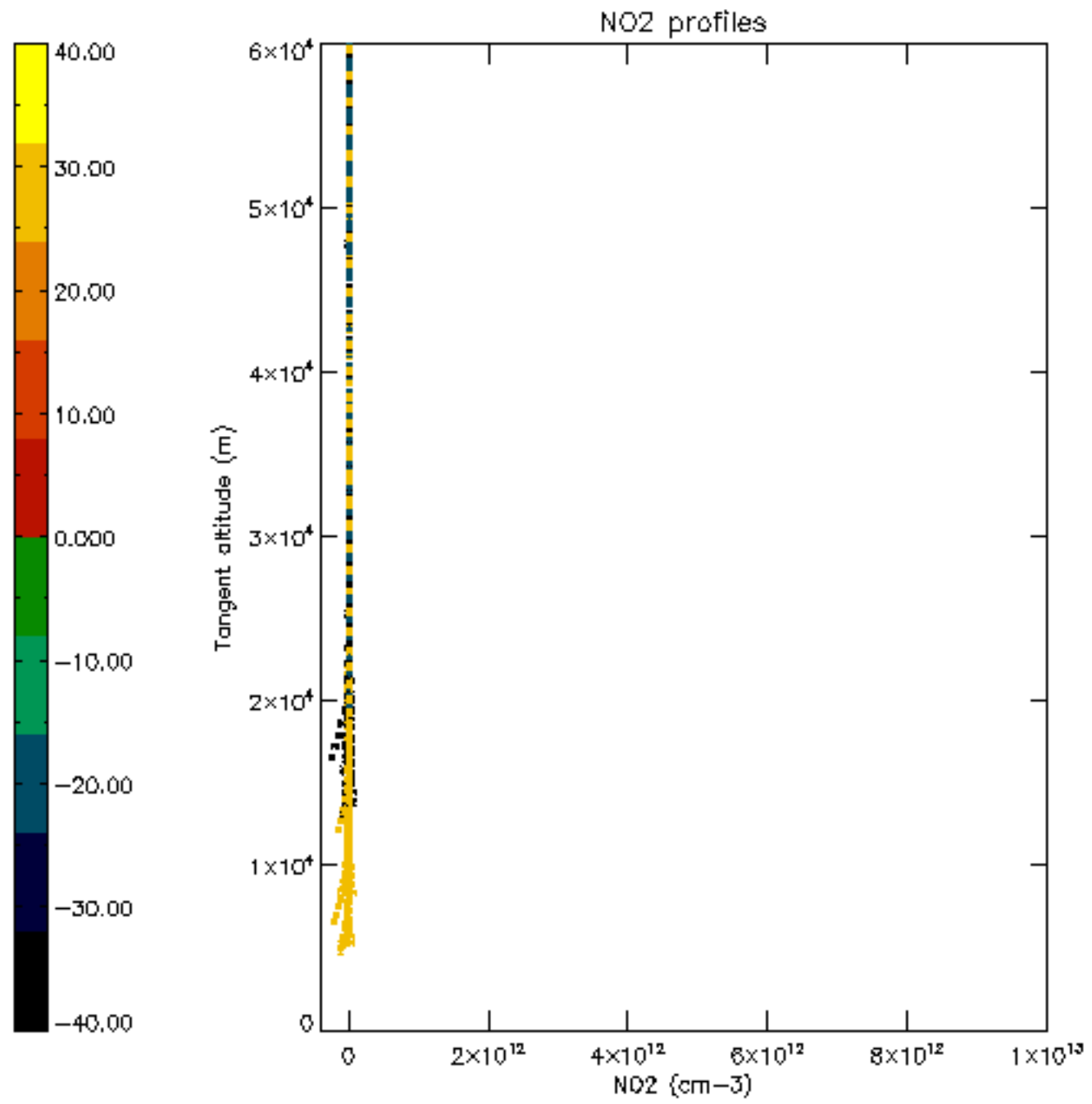


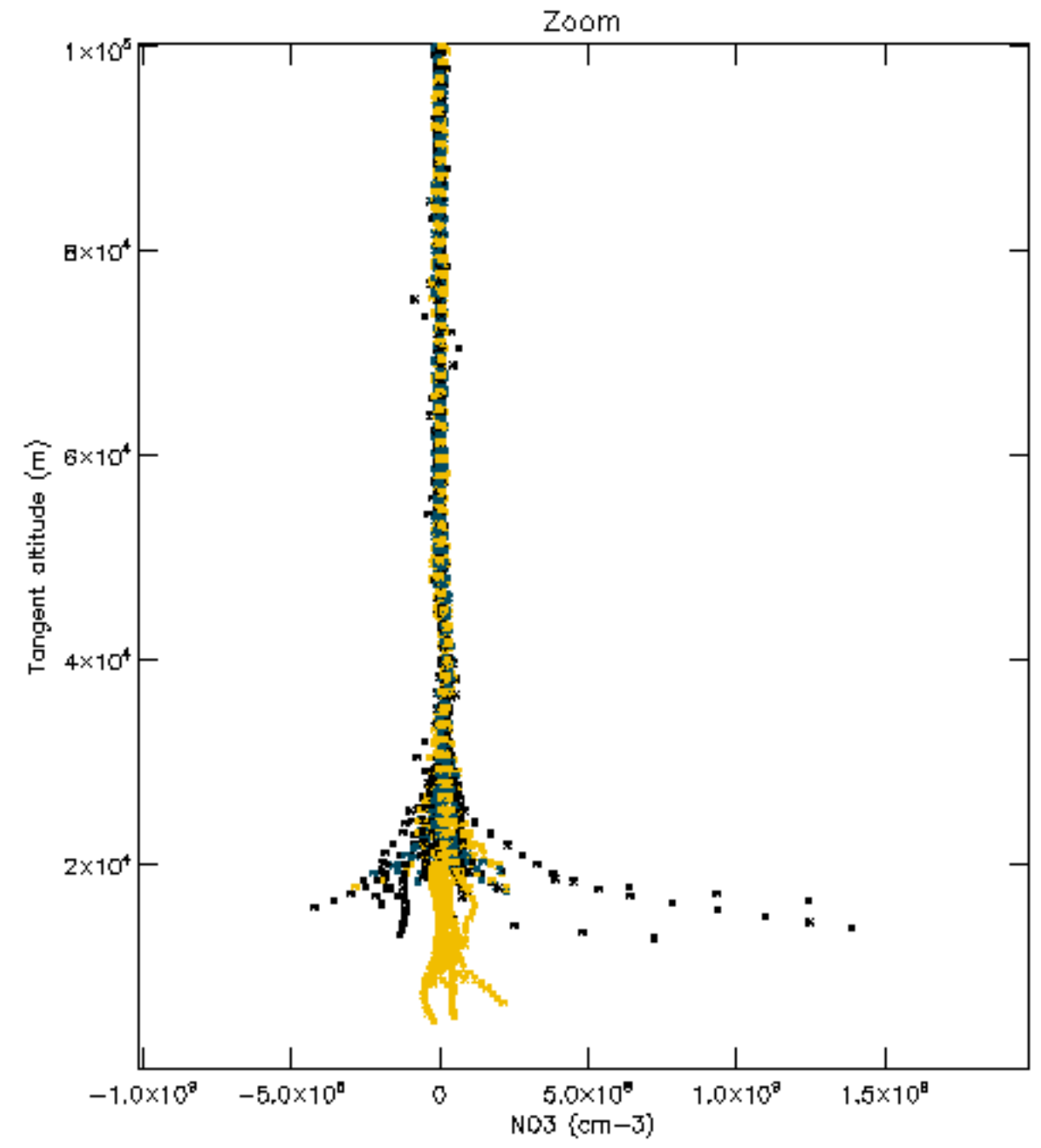
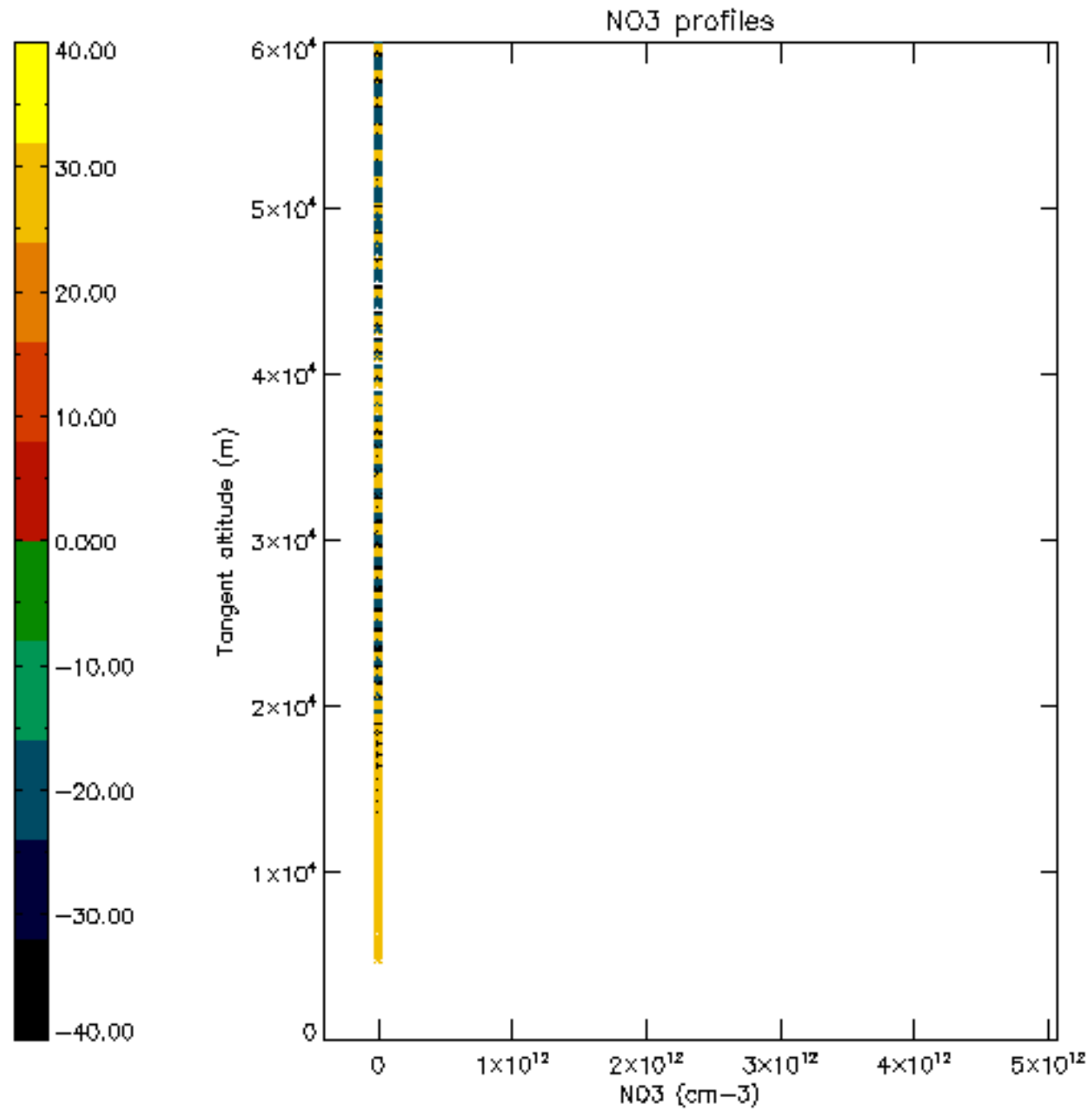


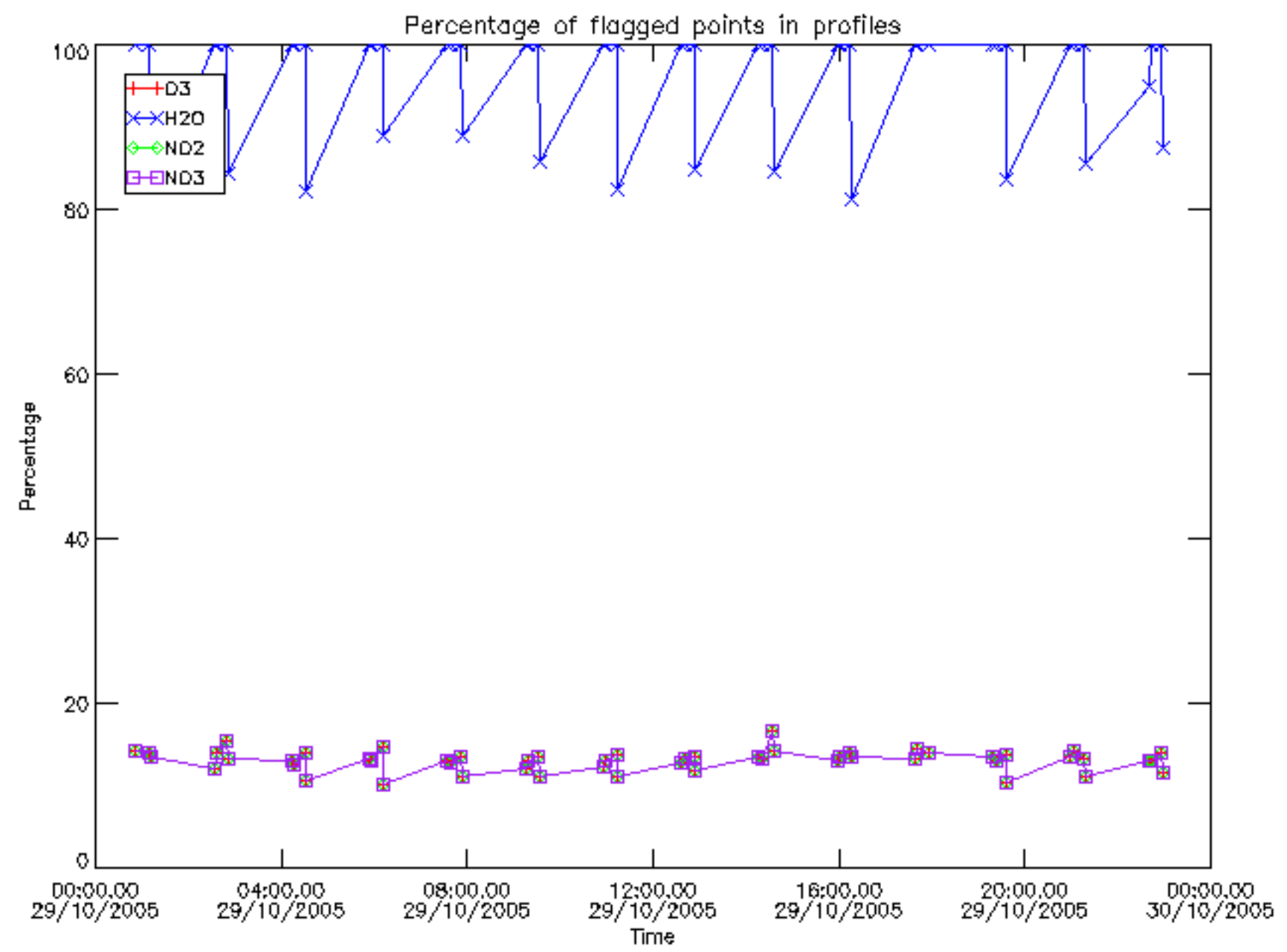




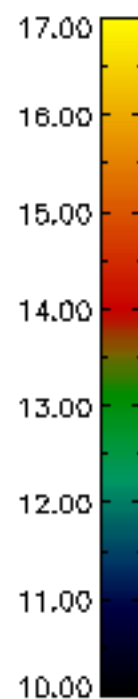
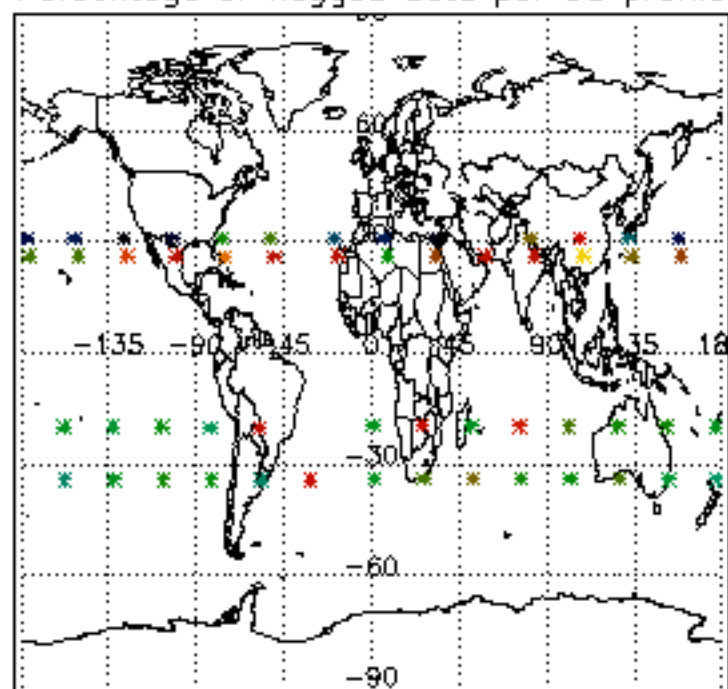




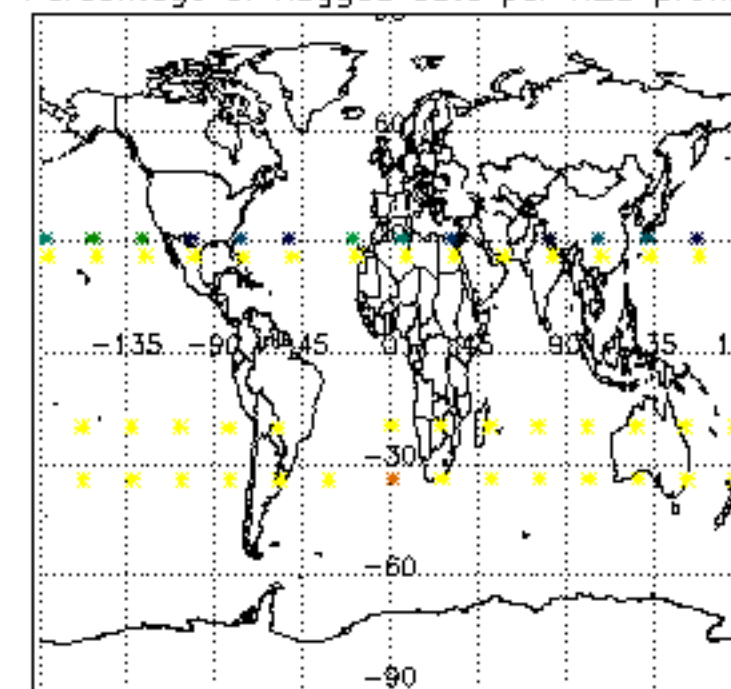




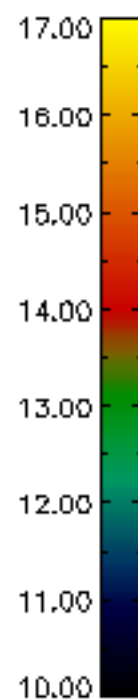
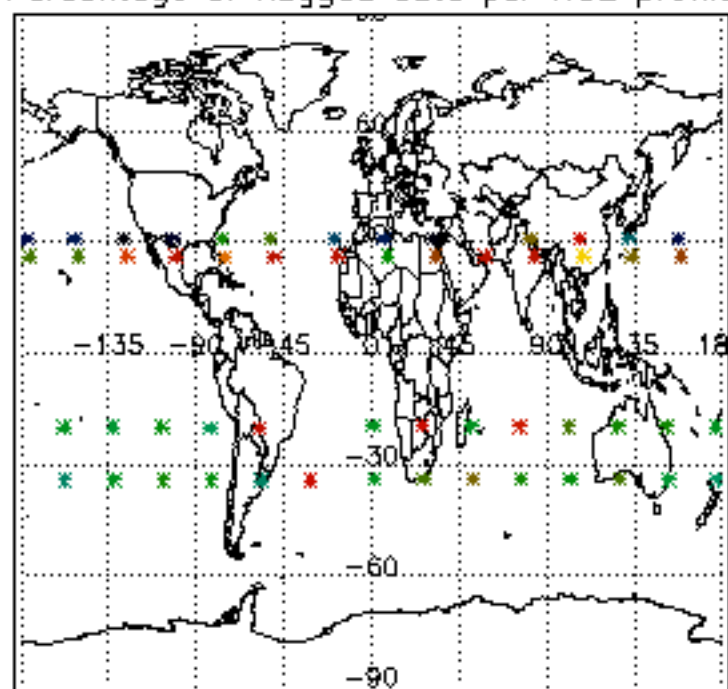
Percentage of flagged data per D3 profile



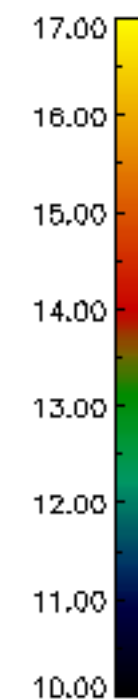
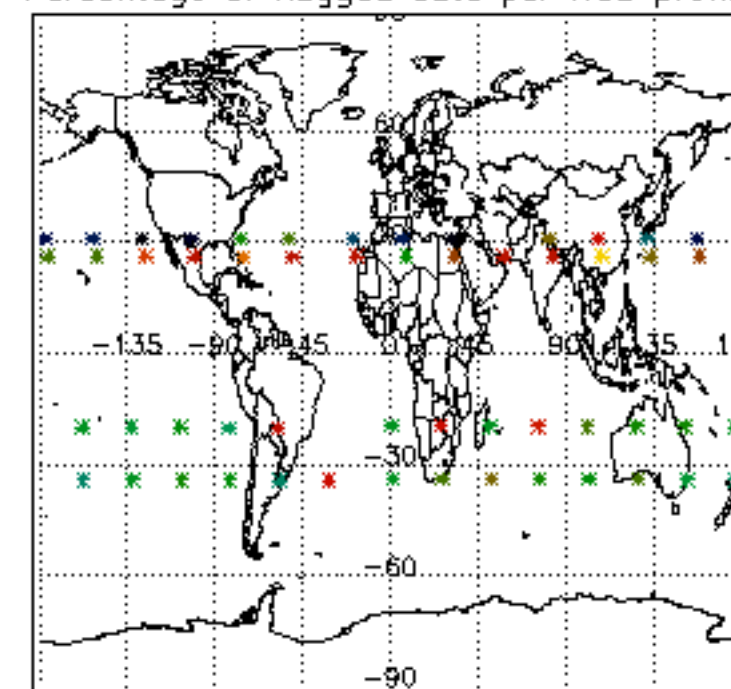
Percentage of flagged data per H2O profile

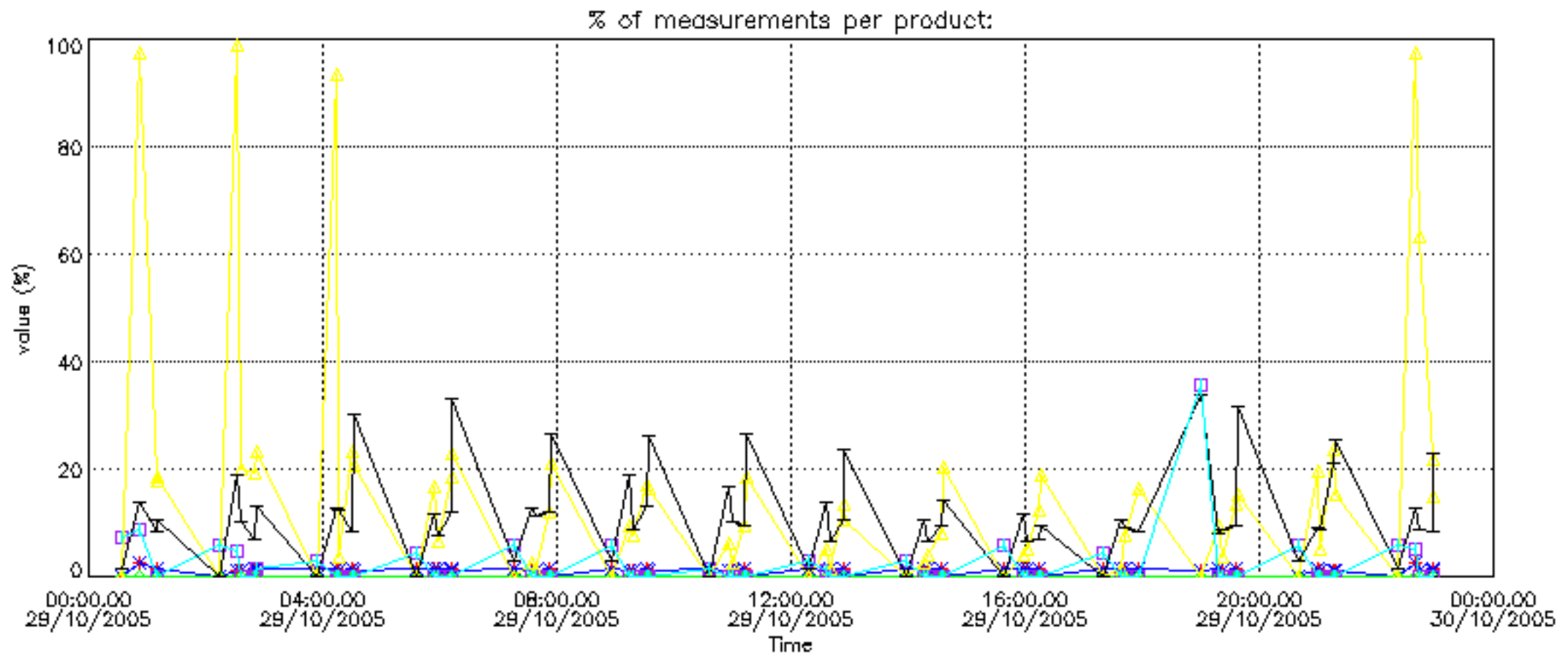


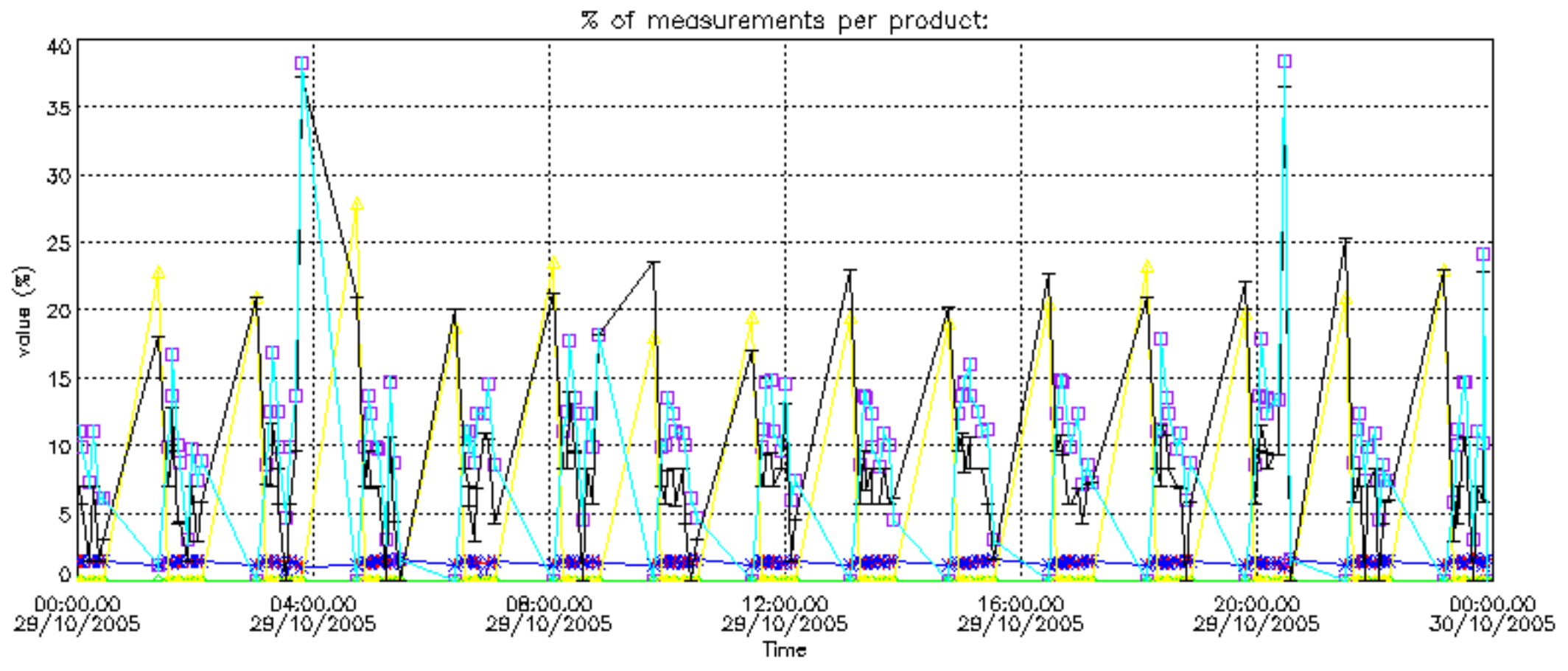
Percentage of flagged data per NO2 profile



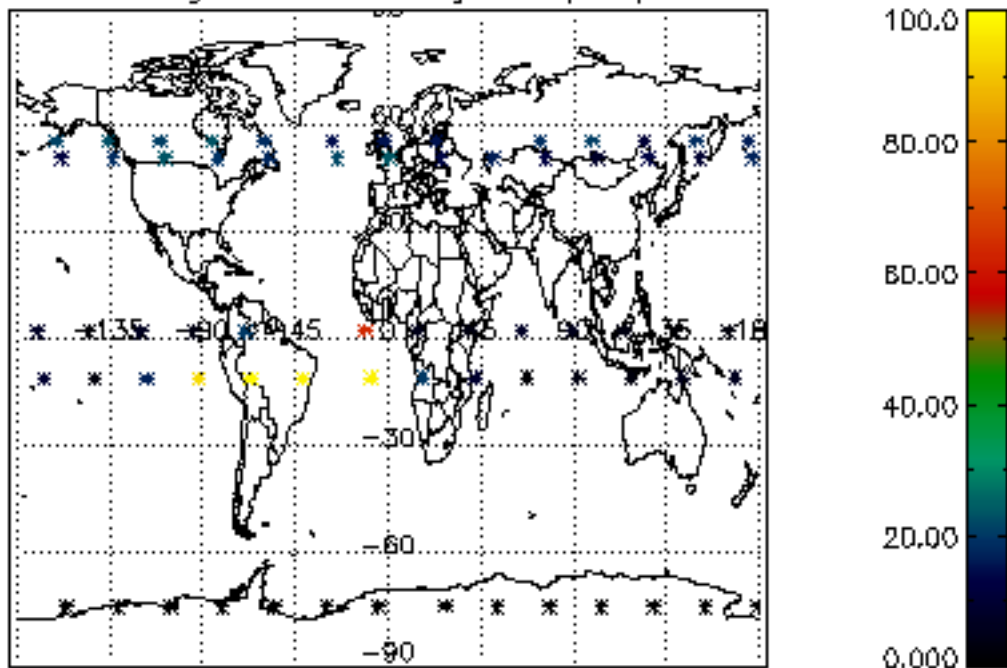
Percentage of flagged data per NO3 profile



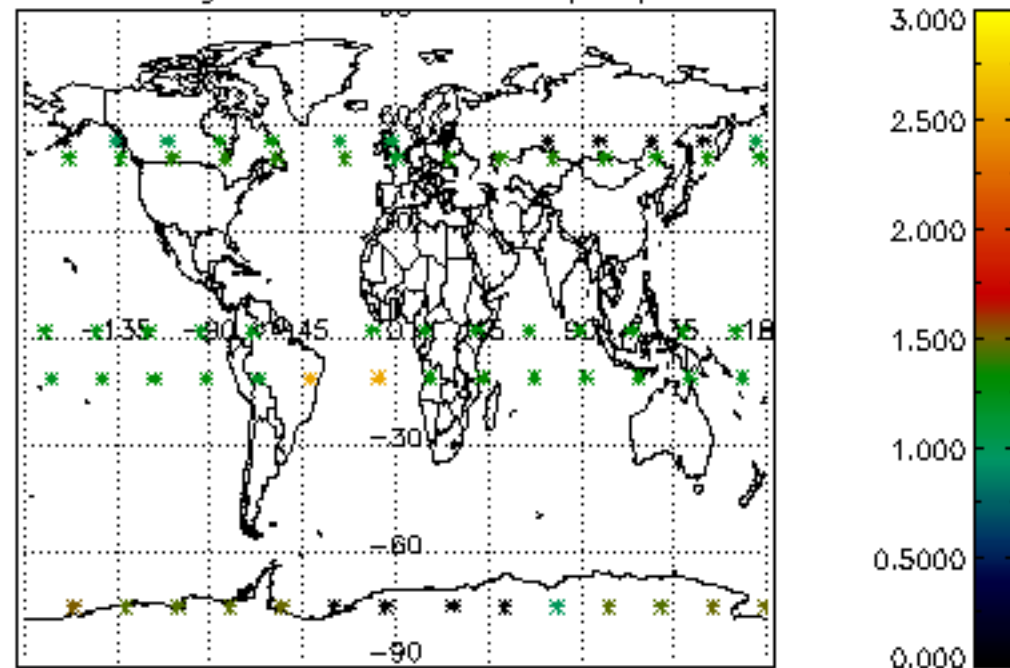




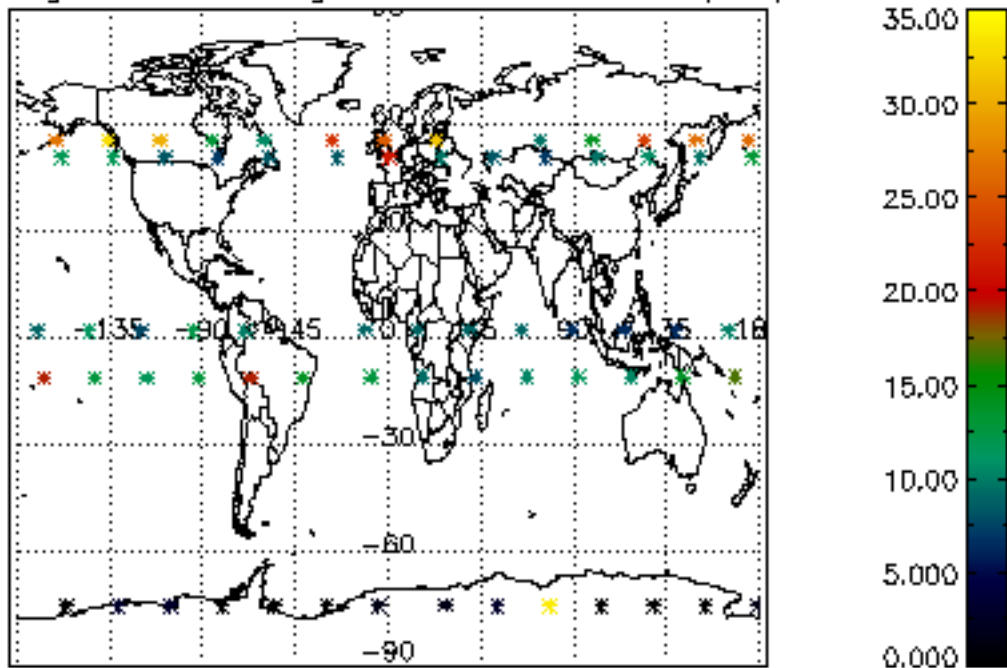
Percentage of cosmic ray hits per profile



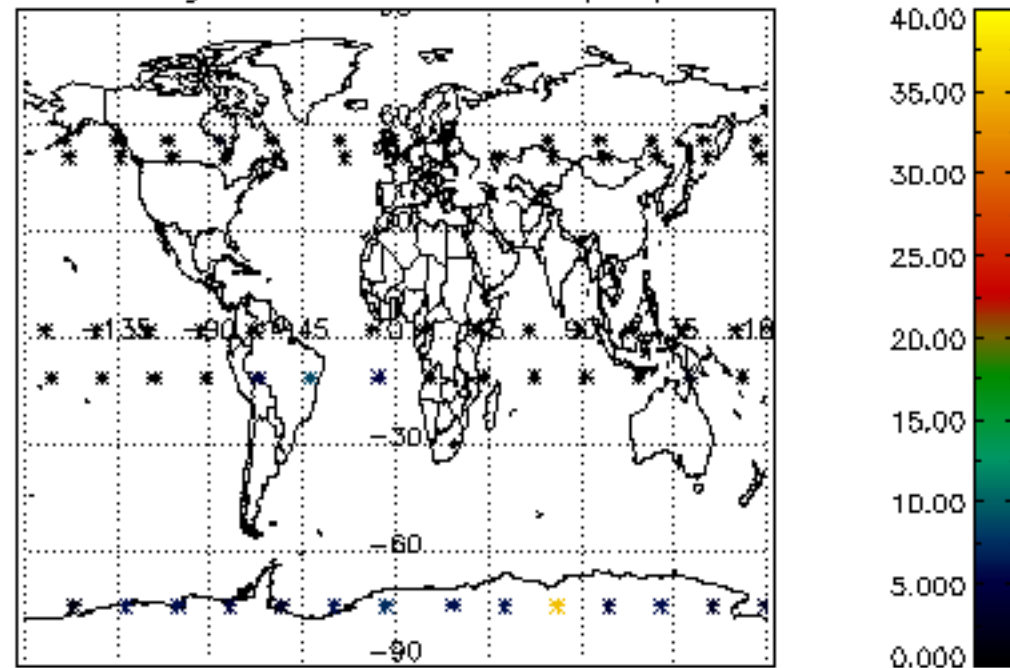
Percentage of datation errors per profile



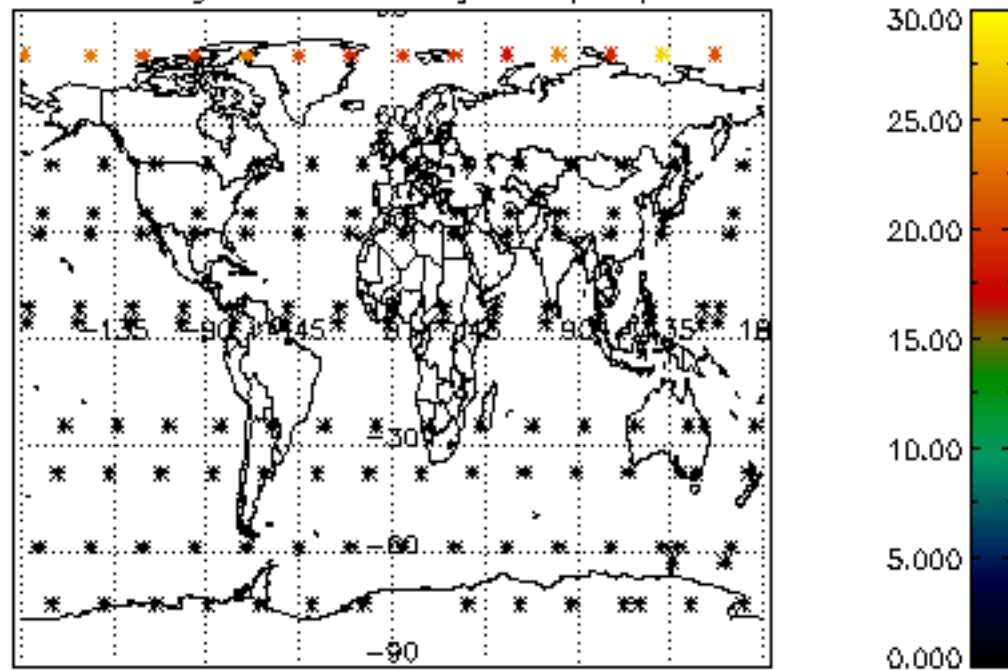
Percentage of star falling outside central band per profile



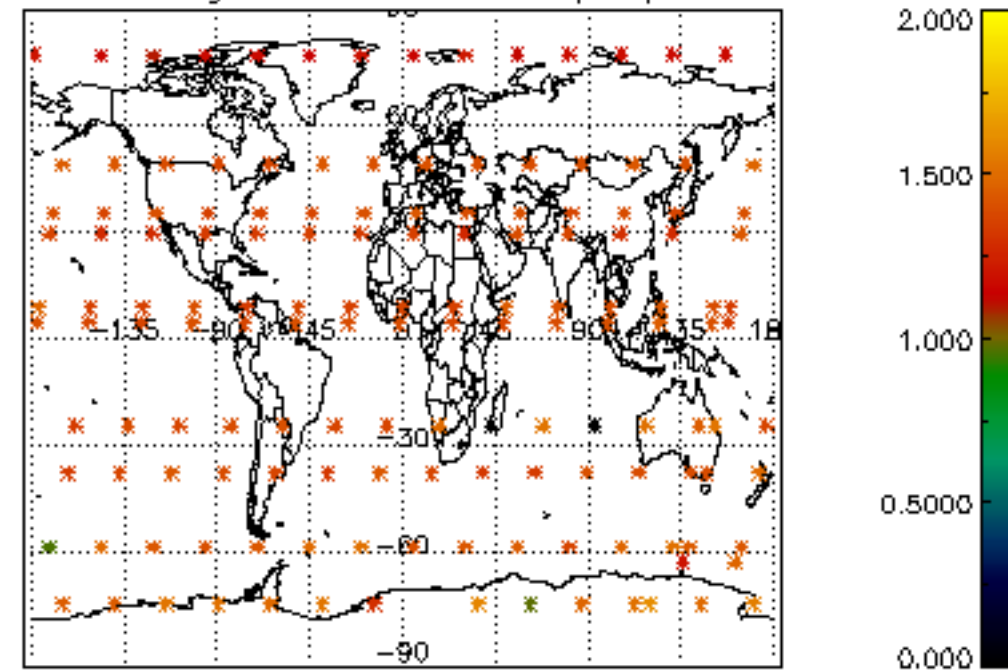
Percentage of saturation errors per profile



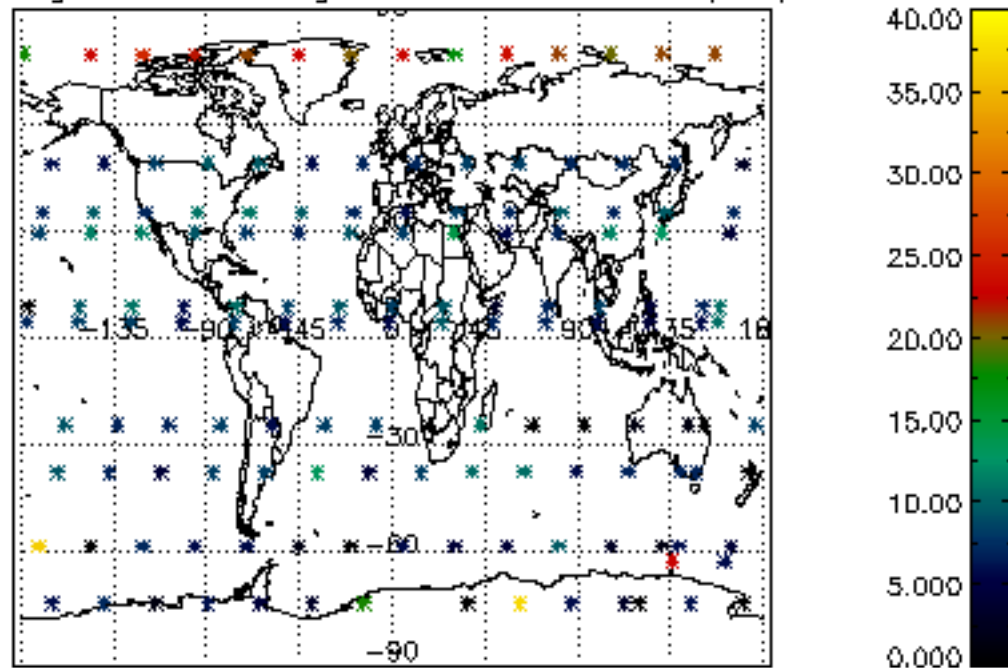
Percentage of cosmic ray hits per profile



Percentage of datation errors per profile



Percentage of star falling outside central band per profile



Percentage of saturation errors per profile

