

GOMOS Level 2 Daily Report

SUMMARY

[1. General Info](#)

[2. Summary of processed GOM_NL_2P products](#)

[3. Level 2 Quality information per product](#)

[3.1 Plot of level 2 quality information per product \(time dependant\)](#)

[3.2 Plot of level 2 quality information per product \(world map\)](#)

[4. Level 1 Quality information per product \(stored on level 2 products\)](#)

[4.1 Plot of level 1 quality information per product \(time dependant\)](#)

[4.1.1 Plot of level 1 quality information per product \(time dependant\): ASCENDING](#)

[4.1.2 Plot of level 1 quality information per product \(time dependant\): DESCENDING](#)

[4.2 Plot of level 1 quality information per product \(world map\)](#)

[4.2.1 Plot of level 1 quality information per product \(world map\): ASCENDING](#)

[4.2.2 Plot of level 1 quality information per product \(world map\): DESCENDING](#)

[5. Ozone profiles based on quality statistics and other trace gas profiles](#)

[5.1 Ozone statistics based on quality of products](#)

[5.2 Plot ozone profiles for all STD \(dark without errors\)](#)

[5.3 Plot ozone profiles where STD < 20% \(dark without errors\)](#)

[5.4. Plot ozone profiles where STD < 10% \(dark without errors\)](#)

[5.5. Plot ozone profiles where STD < 5% \(dark without errors\)](#)

[5.6 Plot NO2 profiles for all STD \(dark without errors\)](#)

[5.7 Plot NO3 profiles for all STD \(dark without errors\)](#)

[5.8 Plot H2O profiles \(only for occultations of stars 1,2,3,4,13,14,16,26,63 dark without errors\) for all STD](#)

[6. Auxiliary Data Files used for the production reported in section 2](#)

This report presents the daily analysis on parameters extracted from GOMOS level 2 data (GOM_NL__2P). It is intended to monitor some important parameters that will impact the quality of these products. A list of level 2 products (and content) that have arrived during the reporting day to the PCF is also given.

Item	Value
Time of report generation	18APR2013 12:07:14
Data source version	GOMOS/6.01
Start time of products	28-10-2005 (28OCT2005 00:00:00)
Stop time of products	29-10-2005 (29OCT2005 00:00:00)
Store outputs in DB	Yes
Nb of level 2 prods	211
Nb of prods with errors	1

2. Summary of processed GOM_NL__2P products.

Nr	Filename	UTC Start time	Limb	Duration	Star Id	Star Name	Star Mag	Star Temp	Nb Meas	Orbit	Prod. error
1	GOM_NL__2PRFIN20051028_000012_000000372042_00045_19137_7968.N1	28-OCT-2005 00:00:12	Dark	36.500	143	Alp Hyi	2.8570	7200.0	73	19137	No
2	GOM_NL__2PRFIN20051028_000136_000000492042_00045_19137_7969.N1	28-OCT-2005 00:01:36	Dark	49.000	9	Alp Eri	0.45300	24000.	98	19137	No
3	GOM_NL__2PRFIN20051028_001258_000000462042_00045_19137_7970.N1	28-OCT-2005 00:12:58	Straylight	45.500	52	16Bet Cet	2.0370	4500.0	91	19137	No
4	GOM_NL__2PRFIN20051028_002227_000000352042_00045_19137_7971.N1	28-OCT-2005 00:22:27	Bright	34.500	140	88Gam Peg	2.8340	26000.	69	19137	No
5	GOM_NL__2PRFIN20051028_002619_000000362042_00045_19137_7972.N1	28-OCT-2005 00:26:19	Bright	36.000	58	21Alp And	2.0730	11000.	72	19137	No
6	GOM_NL__2PRFIN20051028_002802_000000372042_00045_19137_7973.N1	28-OCT-2005 00:28:02	Bright	37.000	53	43Bet And	2.0480	3300.0	74	19137	No
7	GOM_NL__2PRFIN20051028_003351_000000352042_00045_19137_7974.N1	28-OCT-2005 00:33:51	Bright	35.000	68	18Alp Cas	2.2250	4500.0	70	19137	No
8	GOM_NL__2PRFIN20051028_003505_000000362042_00045_19137_7975.N1	28-OCT-2005 00:35:05	Bright	36.000	76	27Gam Cas	2.3000	30000.	72	19137	No
9	GOM_NL__2PRFIN20051028_004308_000000332042_00045_19137_7976.N1	28-OCT-2005 00:43:08	Bright	33.000	49	1Alp UMi	1.9900	6300.0	66	19137	No
10	GOM_NL__2PRFIN20051028_004647_000000372042_00045_19137_7977.N1	28-OCT-2005 00:46:47	Bright	37.000	60	7Bet UMi	2.0810	3950.0	74	19137	No
11	GOM_NL__2PRFIN20051028_005243_000000342042_00045_19137_7978.N1	28-OCT-2005 00:52:43	Bright	33.500	32	77Eps UMa	1.7630	11000.	67	19137	No
12	GOM_NL__2PRFIN20051028_005735_000000342042_00045_19137_7979.N1	28-OCT-2005 00:57:35	Bright	33.500	152	12Alp2CVn	2.8900	11000.	67	19137	No
13	GOM_NL__2PRFIN20051028_010456_000000342042_00045_19137_7980.N1	28-OCT-2005 01:04:56	Bright	33.500	62	94Bet Leo	2.1360	9700.0	67	19137	No
14	GOM_NL__2PRFIN20051028_012326_000000402042_00045_19137_7981.N1	28-OCT-2005 01:23:26	Dark	40.000	113	Mu Vel	2.6920	5000.0	80	19137	No
15	GOM_NL__2PRFIN20051028_012701_000000402042_00046_19138_7967.N1	28-OCT-2005 01:27:01	Dark	39.500	91	Kap Vel	2.4900	26000.	79	19138	No
16	GOM_NL__2PRFIN20051028_014048_000000382042_00046_19138_7968.N1	28-OCT-2005 01:40:48	Dark	37.500	143	Alp Hyi	2.8570	7200.0	75	19138	No
17	GOM_NL__2PRFIN20051028_014212_000000472042_00046_19138_7969.N1	28-OCT-2005 01:42:12	Dark	46.500	9	Alp Eri	0.45300	24000.	93	19138	No
18	GOM_NL__2PRFIN20051028_015334_000000432042_00046_19138_7970.N1	28-OCT-2005 01:53:34	Straylight	42.500	52	16Bet Cet	2.0370	4500.0	85	19138	No
19	GOM_NL__2PRFIN20051028_020303_000000352042_00046_19138_7971.N1	28-OCT-2005 02:03:03	Bright	34.500	140	88Gam Peg	2.8340	26000.	69	19138	No
20	GOM_NL__2PRFIN20051028_020655_000000372042_00046_19138_7972.N1	28-OCT-2005 02:06:55	Bright	37.000	58	21Alp And	2.0730	11000.	74	19138	No
21	GOM_NL__2PRFIN20051028_020838_000000402042_00046_19138_7973.N1	28-OCT-2005 02:08:38	Bright	39.500	53	43Bet And	2.0480	3300.0	79	19138	No
22	GOM_NL__2PRFIN20051028_021427_000000352042_00046_19138_7974.N1	28-OCT-2005 02:14:27	Bright	34.500	68	18Alp Cas	2.2250	4500.0	69	19138	No
23	GOM_NL__2PRFIN20051028_021541_000000342042_00046_19138_7975.N1	28-OCT-2005 02:15:41	Bright	34.000	76	27Gam Cas	2.3000	30000.	68	19138	No
24	GOM_NL__2PRFIN20051028_022344_000000342042_00046_19138_7976.N1	28-OCT-2005 02:23:44	Bright	33.500	49	1Alp UMi	1.9900	6300.0	67	19138	No
25	GOM_NL__2PRFIN20051028_022723_000000362042_00046_19138_7977.N1	28-OCT-2005 02:27:23	Bright	36.000	60	7Bet UMi	2.0810	3950.0	72	19138	No
26	GOM_NL__2PRFIN20051028_023320_000000362042_00046_19138_7978.N1	28-OCT-2005 02:33:20	Bright	36.000	32	77Eps UMa	1.7630	11000.	72	19138	No
27	GOM_NL__2PRFIN20051028_024532_000000342042_00046_19138_7979.N1	28-OCT-2005 02:45:32	Bright	34.000	62	94Bet Leo	2.1360	9700.0	68	19138	No
28	GOM_NL__2PRFIN20051028_030402_000000382042_00046_19138_7980.N1	28-OCT-2005 03:04:02	Dark	37.500	113	Mu Vel	2.6920	5000.0	75	19138	No
29	GOM_NL__2PRFIN20051028_030738_000000392042_00047_19139_7967.N1	28-OCT-2005 03:07:38	Dark	38.500	91	Kap Vel	2.4900	26000.	77	19139	No
30	GOM_NL__2PRFIN20051028_032124_000000382042_00047_19139_7968.N1	28-OCT-2005 03:21:24	Dark	37.500	143	Alp Hyi	2.8570	7200.0	75	19139	No
31	GOM_NL__2PRFIN20051028_032248_000000482042_00047_19139_7969.N1	28-OCT-2005 03:22:48	Dark	48.000	9	Alp Eri	0.45300	24000.	96	19139	No
32	GOM_NL__2PRFIN20051028_033410_000000402042_00047_19139_7970.N1	28-OCT-2005 03:34:10	Straylight	40.000	52	16Bet Cet	2.0370	4500.0	80	19139	No
33	GOM_NL__2PRFIN20051028_034339_000000362042_00047_19139_7971.N1	28-OCT-2005 03:43:39	Bright	35.500	140	88Gam Peg	2.8340	26000.	71	19139	No
34	GOM_NL__2PRFIN20051028_034731_000000362042_00047_19139_7972.N1	28-OCT-2005 03:47:31	Bright	36.000	58	21Alp And	2.0730	11000.	72	19139	No
35	GOM_NL__2PRFIN20051028_034913_000000392042_00047_19139_7973.N1	28-OCT-2005 03:49:13	Bright	39.000	53	43Bet And	2.0480	3300.0	78	19139	No
36	GOM_NL__2PRFIN20051028_035503_000000362042_00047_19139_7974.N1	28-OCT-2005 03:55:03	Bright	35.500	68	18Alp Cas	2.2250	4500.0	71	19139	No
37	GOM_NL__2PRFIN20051028_035617_000000362042_00047_19139_7975.N1	28-OCT-2005 03:56:17	Bright	36.000	76	27Gam Cas	2.3000	30000.	72	19139	No
38	GOM_NL__2PRFIN20051028_040420_000000332042_00047_19139_7976.N1	28-OCT-2005 04:04:20	Bright	33.000	49	1Alp UMi	1.9900	6300.0	66	19139	No
39	GOM_NL__2PRFIN20051028_040759_000000342042_00047_19139_7977.N1	28-OCT-2005 04:07:59	Bright	33.500	60	7Bet UMi	2.0810	3950.0	67	19139	No
40	GOM_NL__2PRFIN20051028_041356_000000342042_00047_19139_7978.N1	28-OCT-2005 04:13:56	Bright	34.000	32	77Eps UMa	1.7630	11000.	68	19139	No
41	GOM_NL__2PRFIN20051028_041847_000000382042_00047_19139_7979.N1	28-OCT-2005 04:18:47	Bright	38.000	152	12Alp2CVn	2.8900	11000.	76	19139	No
42	GOM_NL__2PRFIN20051028_042609_000000332042_00047_19139_7980.N1	28-OCT-2005 04:26:09	Bright	33.000	62	94Bet Leo	2.1360	9700.0	66	19139	No

43	GOM_NL__2PRFIN20051028_044439_000000422042_00047_19139_7981.N1	28-OCT-2005 04:44:39	Dark	42.000	113	Mu Vel	2.6920	5000.0	84	19139	No
44	GOM_NL__2PRFIN20051028_044814_000000402042_00048_19140_7987.N1	28-OCT-2005 04:48:14	Dark	39.500	91	Kap Vel	2.4900	26000.	79	19140	No
45	GOM_NL__2PRFIN20051028_050201_000000372042_00048_19140_7988.N1	28-OCT-2005 05:02:01	Dark	37.000	143	Alp Hyi	2.8570	7200.0	74	19140	No
46	GOM_NL__2PRFIN20051028_050325_000000442042_00048_19140_7989.N1	28-OCT-2005 05:03:25	Dark	43.500	9	Alp Eri	0.45300	24000.	87	19140	No
47	GOM_NL__2PRFIN20051028_051446_000000422042_00048_19140_7990.N1	28-OCT-2005 05:14:46	Straylight	42.000	52	16Bet Cet	2.0370	4500.0	84	19140	No
48	GOM_NL__2PRFIN20051028_052415_000000352042_00048_19140_7991.N1	28-OCT-2005 05:24:15	Bright	35.000	140	88Gam Peg	2.8340	26000.	70	19140	No
49	GOM_NL__2PRFIN20051028_052807_000000372042_00048_19140_7992.N1	28-OCT-2005 05:28:07	Bright	36.500	58	21Alp And	2.0730	11000.	73	19140	No
50	GOM_NL__2PRFIN20051028_052949_000000362042_00048_19140_7993.N1	28-OCT-2005 05:29:49	Bright	36.000	53	43Bet And	2.0480	3300.0	72	19140	No
51	GOM_NL__2PRFIN20051028_053539_000000372042_00048_19140_7994.N1	28-OCT-2005 05:35:39	Bright	37.000	68	18Alp Cas	2.2250	4500.0	74	19140	No
52	GOM_NL__2PRFIN20051028_053653_000000372042_00048_19140_7995.N1	28-OCT-2005 05:36:53	Bright	36.500	76	27Gam Cas	2.3000	30000.	73	19140	No
53	GOM_NL__2PRFIN20051028_054455_000000372042_00048_19140_7996.N1	28-OCT-2005 05:44:55	Bright	37.000	49	1Alp UMi	1.9900	6300.0	74	19140	No
54	GOM_NL__2PRFIN20051028_054835_000000322042_00048_19140_7997.N1	28-OCT-2005 05:48:35	Bright	32.000	60	7Bet UMi	2.0810	3950.0	64	19140	No
55	GOM_NL__2PRFIN20051028_055432_000000352042_00048_19140_7998.N1	28-OCT-2005 05:54:32	Bright	34.500	32	77Eps UMa	1.7630	11000.	69	19140	No
56	GOM_NL__2PRFIN20051028_060645_000000342042_00048_19140_7999.N1	28-OCT-2005 06:06:45	Bright	34.000	62	94Bet Leo	2.1360	9700.0	68	19140	No
57	GOM_NL__2PRFIN20051028_062515_000000382042_00048_19140_8000.N1	28-OCT-2005 06:25:15	Dark	37.500	113	Mu Vel	2.6920	5000.0	75	19140	No
58	GOM_NL__2PRFIN20051028_062851_000000412042_00049_19141_7987.N1	28-OCT-2005 06:28:51	Dark	40.500	91	Kap Vel	2.4900	26000.	81	19141	No
59	GOM_NL__2PRFIN20051028_064237_000000372042_00049_19141_7988.N1	28-OCT-2005 06:42:37	Dark	36.500	143	Alp Hyi	2.8570	7200.0	73	19141	No
60	GOM_NL__2PRFIN20051028_064401_000000432042_00049_19141_7989.N1	28-OCT-2005 06:44:01	Dark	42.500	9	Alp Eri	0.45300	24000.	85	19141	No
61	GOM_NL__2PRFIN20051028_065523_000000422042_00049_19141_7990.N1	28-OCT-2005 06:55:23	Straylight	41.500	52	16Bet Cet	2.0370	4500.0	83	19141	No
62	GOM_NL__2PRFIN20051028_070451_000000362042_00049_19141_7991.N1	28-OCT-2005 07:04:51	Bright	36.000	140	88Gam Peg	2.8340	26000.	72	19141	No
63	GOM_NL__2PRFIN20051028_070844_000000372042_00049_19141_7992.N1	28-OCT-2005 07:08:44	Bright	36.500	58	21Alp And	2.0730	11000.	73	19141	No
64	GOM_NL__2PRFIN20051028_071025_000000382042_00049_19141_7993.N1	28-OCT-2005 07:10:25	Bright	37.500	53	43Bet And	2.0480	3300.0	75	19141	No
65	GOM_NL__2PRFIN20051028_071615_000000372042_00049_19141_7994.N1	28-OCT-2005 07:16:15	Bright	37.000	68	18Alp Cas	2.2250	4500.0	74	19141	No
66	GOM_NL__2PRFIN20051028_071729_000000362042_00049_19141_7995.N1	28-OCT-2005 07:17:29	Bright	35.500	76	27Gam Cas	2.3000	30000.	71	19141	No
67	GOM_NL__2PRFIN20051028_072531_000000362042_00049_19141_7996.N1	28-OCT-2005 07:25:31	Bright	36.000	49	1Alp UMi	1.9900	6300.0	72	19141	No
68	GOM_NL__2PRFIN20051028_072911_000000362042_00049_19141_7997.N1	28-OCT-2005 07:29:11	Bright	35.500	60	7Bet UMi	2.0810	3950.0	71	19141	No
69	GOM_NL__2PRFIN20051028_073508_000000332042_00049_19141_7998.N1	28-OCT-2005 07:35:08	Bright	33.000	32	77Eps UMa	1.7630	11000.	66	19141	No
70	GOM_NL__2PRFIN20051028_073959_000000322042_00049_19141_7999.N1	28-OCT-2005 07:39:59	Bright	31.500	152	12Alp2CVn	2.8900	11000.	63	19141	No
71	GOM_NL__2PRFIN20051028_074721_000000342042_00049_19141_8000.N1	28-OCT-2005 07:47:21	Bright	33.500	62	94Bet Leo	2.1360	9700.0	67	19141	No
72	GOM_NL__2PRFIN20051028_080551_000000392042_00049_19141_8001.N1	28-OCT-2005 08:05:51	Dark	38.500	113	Mu Vel	2.6920	5000.0	77	19141	No
73	GOM_NL__2PRFIN20051028_080927_000000402042_00050_19142_7987.N1	28-OCT-2005 08:09:27	Dark	40.000	91	Kap Vel	2.4900	26000.	80	19142	No
74	GOM_NL__2PRFIN20051028_082313_000000372042_00050_19142_7988.N1	28-OCT-2005 08:23:13	Dark	36.500	143	Alp Hyi	2.8570	7200.0	73	19142	No
75	GOM_NL__2PRFIN20051028_082437_000000482042_00050_19142_7989.N1	28-OCT-2005 08:24:37	Dark	48.000	9	Alp Eri	0.45300	24000.	96	19142	No
76	GOM_NL__2PRFIN20051028_083559_000000422042_00050_19142_7990.N1	28-OCT-2005 08:35:59	Straylight	41.500	52	16Bet Cet	2.0370	4500.0	83	19142	No
77	GOM_NL__2PRFIN20051028_084527_000000352042_00050_19142_7991.N1	28-OCT-2005 08:45:27	Bright	35.000	140	88Gam Peg	2.8340	26000.	70	19142	No
78	GOM_NL__2PRFIN20051028_084920_000000372042_00050_19142_7992.N1	28-OCT-2005 08:49:20	Bright	37.000	58	21Alp And	2.0730	11000.	74	19142	No
79	GOM_NL__2PRFIN20051028_085101_000000382042_00050_19142_7993.N1	28-OCT-2005 08:51:01	Bright	37.500	53	43Bet And	2.0480	3300.0	75	19142	No
80	GOM_NL__2PRFIN20051028_085651_000000382042_00050_19142_7994.N1	28-OCT-2005 08:56:51	Bright	37.500	68	18Alp Cas	2.2250	4500.0	75	19142	No
81	GOM_NL__2PRFIN20051028_085805_000000362042_00050_19142_7995.N1	28-OCT-2005 08:58:05	Bright	36.000	76	27Gam Cas	2.3000	30000.	72	19142	No
82	GOM_NL__2PRFIN20051028_090607_000000332042_00050_19142_7996.N1	28-OCT-2005 09:06:07	Bright	33.000	49	1Alp UMi	1.9900	6300.0	66	19142	No
83	GOM_NL__2PRFIN20051028_090947_000000352042_00050_19142_7997.N1	28-OCT-2005 09:09:47	Bright	34.500	60	7Bet UMi	2.0810	3950.0	69	19142	No
84	GOM_NL__2PRFIN20051028_091544_000000362042_00050_19142_7998.N1	28-OCT-2005 09:15:44	Bright	36.000	32	77Eps UMa	1.7630	11000.	72	19142	No
85	GOM_NL__2PRFIN20051028_092035_000000512042_00050_19142_7999.N1	28-OCT-2005 09:20:35	Bright	51.000	152	12Alp2CVn	2.8900	11000.	102	19142	No
86	GOM_NL__2PRFIN20051028_092757_000000342042_00050_19142_8000.N1	28-OCT-2005 09:27:57	Bright	34.000	62	94Bet Leo	2.1360	9700.0	68	19142	No
87	GOM_NL__2PRFIN20051028_094628_000000432042_00050_19142_8001.N1	28-OCT-2005 09:46:28	Dark	42.500	113	Mu Vel	2.6920	5000.0	85	19142	No
88	GOM_NL__2PRFIN20051028_095004_000000402042_00051_19143_7987.N1	28-OCT-2005 09:50:04	Dark	40.000	91	Kap Vel	2.4900	26000.	80	19143	No
89	GOM_NL__2PRFIN20051028_100349_000000382042_00051_19143_7988.N1	28-OCT-2005 10:03:49	Dark	37.500	143	Alp Hyi	2.8570	7200.0	75	19143	No
90	GOM_NL__2PRFIN20051028_100513_000000452042_00051_19143_7989.N1	28-OCT-2005 10:05:13	Dark	45.000	9	Alp Eri	0.45300	24000.	90	19143	No
91	GOM_NL__2PRFIN20051028_101635_000000462042_00051_19143_7990.N1	28-OCT-2005 10:16:35	Straylight	45.500	52	16Bet Cet	2.0370	4500.0	91	19143	No
92	GOM_NL__2PRFIN20051028_102604_000000362042_00051_19143_7991.N1	28-OCT-2005 10:26:04	Bright	35.500	140	88Gam Peg	2.8340	26000.	71	19143	No
93	GOM_NL__2PRFIN20051028_102956_000000352042_00051_19143_7992.N1	28-OCT-2005 10:29:56	Bright	35.000	58	21Alp And	2.0730	11000.	70	19143	No
94	GOM_NL__2PRFIN20051028_103137_000000382042_00051_19143_7993.N1	28-OCT-2005 10:31:37	Bright	38.000	53	43Bet And	2.0480	3300.0	76	19143	No
95	GOM_NL__2PRFIN20051028_103727_000000352042_00051_19143_7994.N1	28-OCT-2005 10:37:27	Bright	35.000	68	18Alp Cas	2.2250	4500.0	70	19143	No
96	GOM_NL__2PRFIN20051028_103841_000000362042_00051_19143_7995.N1	28-OCT-2005 10:38:41	Bright	35.500	76	27Gam Cas	2.3000	30000.	71	19143	No
97	GOM_NL__2PRFIN20051028_104643_000000362042_00051_19143_7996.N1	28-OCT-2005 10:46:43	Bright	35.500	49	1Alp UMi	1.9900	6300.0	71	19143	No
98	GOM_NL__2PRFIN20051028_105024_000000372042_00051_19143_7997.N1	28-OCT-2005 10:50:24	Bright	36.500	60	7Bet UMi	2.0810	3950.0	73	19143	No
99	GOM_NL__2PRFIN20051028_105620_000000372042_00051_19143_7998.N1	28-OCT-2005 10:56:20	Bright	37.000	32	77Eps UMa	1.7630	11000.	74	19143	No
100	GOM_NL__2PRFIN20051028_110112_000000322042_00051_19143_7999.N1	28-OCT-2005 11:01:12	Bright	32.000	152	12Alp2CVn	2.8900	11000.	64	19143	No
101	GOM_NL__2PRFIN20051028_110833_000000342042_00051_19143_8000.N1	28-OCT-2005 11:08:33	Bright	33.500	62	94Bet Leo	2.1360	9700.0	67	19143	No

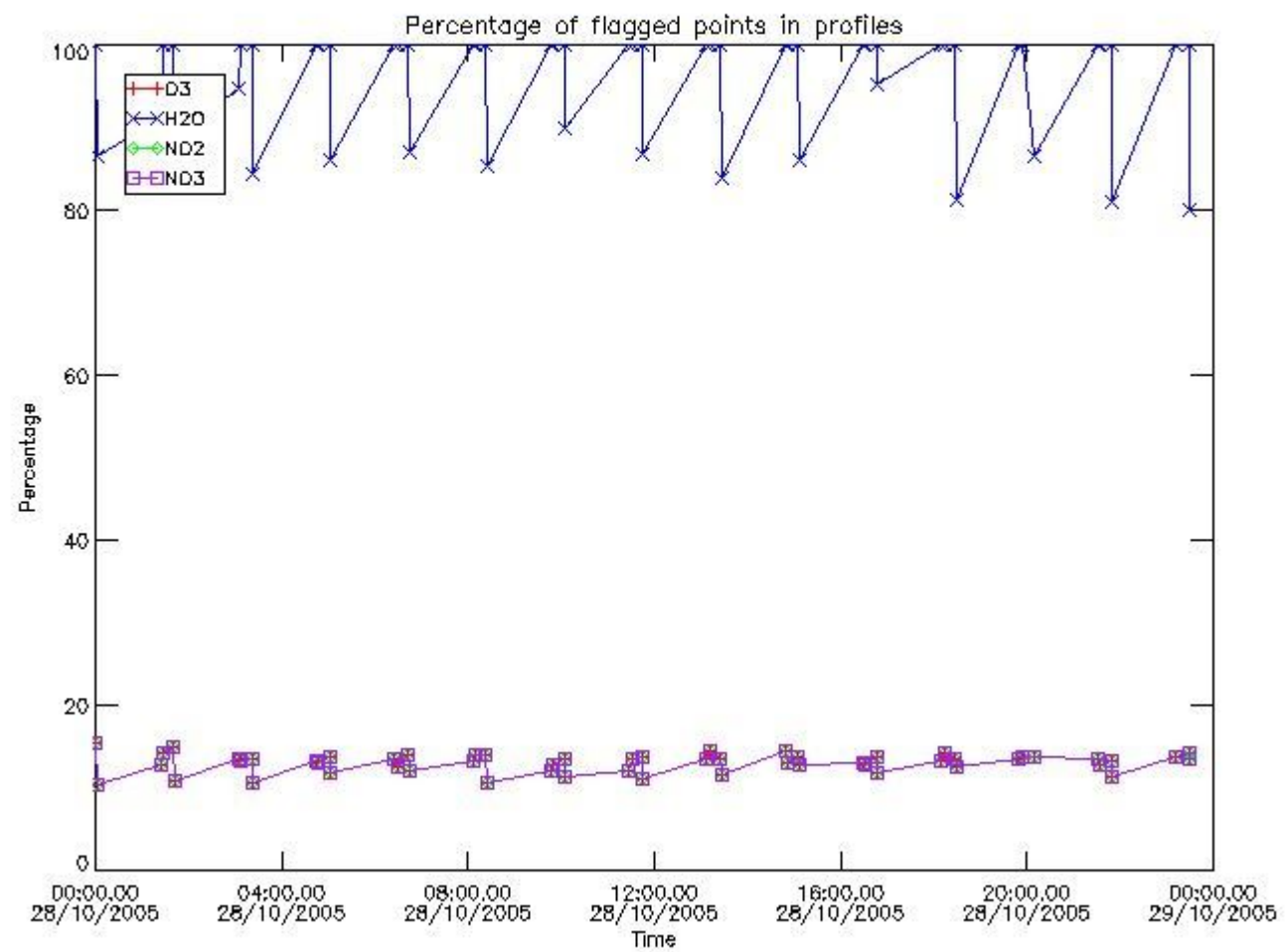
102	GOM_NL__2PRFIN20051028_112704_000000422042_00051_19143_8001.N1	28-OCT-2005 11:27:04	Dark	42.000	113	Mu Vel	2.6920	5000.0	84	19143	No
103	GOM_NL__2PRFIN20051028_113040_000000382042_00052_19144_7987.N1	28-OCT-2005 11:30:40	Dark	38.000	91	Kap Vel	2.4900	26000.	76	19144	No
104	GOM_NL__2PRFIN20051028_114425_000000372042_00052_19144_7988.N1	28-OCT-2005 11:44:25	Dark	37.000	143	Alp Hyi	2.8570	7200.0	74	19144	No
105	GOM_NL__2PRFIN20051028_114549_000000452042_00052_19144_7989.N1	28-OCT-2005 11:45:49	Dark	45.000	9	Alp Eri	0.45300	24000.	90	19144	No
106	GOM_NL__2PRFIN20051028_115711_000000452042_00052_19144_7990.N1	28-OCT-2005 11:57:11	Straylight	45.000	52	16Bet Cet	2.0370	4500.0	90	19144	No
107	GOM_NL__2PRFIN20051028_120640_000000342042_00052_19144_7991.N1	28-OCT-2005 12:06:40	Bright	33.500	140	88Gam Peg	2.8340	26000.	67	19144	No
108	GOM_NL__2PRFIN20051028_121032_000000372042_00052_19144_7992.N1	28-OCT-2005 12:10:32	Bright	36.500	58	21Alp And	2.0730	11000.	73	19144	No
109	GOM_NL__2PRFIN20051028_121213_000000392042_00052_19144_7993.N1	28-OCT-2005 12:12:13	Bright	38.500	53	43Bet And	2.0480	3300.0	77	19144	No
110	GOM_NL__2PRFIN20051028_121803_000000372042_00052_19144_7994.N1	28-OCT-2005 12:18:03	Bright	37.000	68	18Alp Cas	2.2250	4500.0	74	19144	No
111	GOM_NL__2PRFIN20051028_121917_000000362042_00052_19144_7995.N1	28-OCT-2005 12:19:17	Bright	36.000	76	27Gam Cas	2.3000	30000.	72	19144	No
112	GOM_NL__2PRFIN20051028_122719_000000362042_00052_19144_7996.N1	28-OCT-2005 12:27:19	Bright	36.000	49	1Alp UMi	1.9900	6300.0	72	19144	No
113	GOM_NL__2PRFIN20051028_123100_000000362042_00052_19144_7997.N1	28-OCT-2005 12:31:00	Bright	36.000	60	7Bet UMi	2.0810	3950.0	72	19144	No
114	GOM_NL__2PRFIN20051028_123656_000000342042_00052_19144_7998.N1	28-OCT-2005 12:36:56	Bright	33.500	32	77Eps UMa	1.7630	11000.	67	19144	No
115	GOM_NL__2PRFIN20051028_124147_000000512042_00052_19144_7999.N1	28-OCT-2005 12:41:47	Bright	51.000	152	12Alp2CVn	2.8900	11000.	102	19144	No
116	GOM_NL__2PRFIN20051028_124909_000000342042_00052_19144_8000.N1	28-OCT-2005 12:49:09	Bright	34.000	62	94Bet Leo	2.1360	9700.0	68	19144	No
117	GOM_NL__2PRFIN20051028_130740_000000382042_00052_19144_8001.N1	28-OCT-2005 13:07:40	Dark	38.000	113	Mu Vel	2.6920	5000.0	76	19144	No
118	GOM_NL__2PRFIN20051028_131116_000000392042_00053_19145_7987.N1	28-OCT-2005 13:11:16	Dark	39.000	91	Kap Vel	2.4900	26000.	78	19145	No
119	GOM_NL__2PRFIN20051028_132501_000000382042_00053_19145_7988.N1	28-OCT-2005 13:25:01	Dark	37.500	143	Alp Hyi	2.8570	7200.0	75	19145	No
120	GOM_NL__2PRFIN20051028_132625_000000442042_00053_19145_7989.N1	28-OCT-2005 13:26:25	Dark	43.500	9	Alp Eri	0.45300	24000.	87	19145	No
121	GOM_NL__2PRFIN20051028_133747_000000432042_00053_19145_7990.N1	28-OCT-2005 13:37:47	Straylight	43.000	52	16Bet Cet	2.0370	4500.0	86	19145	No
122	GOM_NL__2PRFIN20051028_134716_000000362042_00053_19145_7991.N1	28-OCT-2005 13:47:16	Bright	36.000	140	88Gam Peg	2.8340	26000.	72	19145	No
123	GOM_NL__2PRFIN20051028_135108_000000362042_00053_19145_7992.N1	28-OCT-2005 13:51:08	Bright	35.500	58	21Alp And	2.0730	11000.	71	19145	No
124	GOM_NL__2PRFIN20051028_135249_000000382042_00053_19145_7993.N1	28-OCT-2005 13:52:49	Bright	37.500	53	43Bet And	2.0480	3300.0	75	19145	No
125	GOM_NL__2PRFIN20051028_135839_000000352042_00053_19145_7994.N1	28-OCT-2005 13:58:39	Bright	35.000	68	18Alp Cas	2.2250	4500.0	70	19145	No
126	GOM_NL__2PRFIN20051028_135952_000000372042_00053_19145_7995.N1	28-OCT-2005 13:59:52	Bright	37.000	76	27Gam Cas	2.3000	30000.	74	19145	No
127	GOM_NL__2PRFIN20051028_140755_000000332042_00053_19145_7996.N1	28-OCT-2005 14:07:55	Bright	33.000	49	1Alp UMi	1.9900	6300.0	66	19145	No
128	GOM_NL__2PRFIN20051028_141136_000000342042_00053_19145_7997.N1	28-OCT-2005 14:11:36	Bright	34.000	60	7Bet UMi	2.0810	3950.0	68	19145	No
129	GOM_NL__2PRFIN20051028_141732_000000352042_00053_19145_7998.N1	28-OCT-2005 14:17:32	Bright	35.000	32	77Eps UMa	1.7630	11000.	70	19145	No
130	GOM_NL__2PRFIN20051028_142224_000000322042_00053_19145_7999.N1	28-OCT-2005 14:22:24	Bright	31.500	152	12Alp2CVn	2.8900	11000.	63	19145	No
131	GOM_NL__2PRFIN20051028_142946_000000342042_00053_19145_8000.N1	28-OCT-2005 14:29:46	Bright	34.000	62	94Bet Leo	2.1360	9700.0	68	19145	No
132	GOM_NL__2PRFIN20051028_144816_000000392042_00053_19145_8001.N1	28-OCT-2005 14:48:16	Dark	38.500	113	Mu Vel	2.6920	5000.0	77	19145	No
133	GOM_NL__2PRFIN20051028_145153_000000402042_00054_19146_7987.N1	28-OCT-2005 14:51:53	Dark	39.500	91	Kap Vel	2.4900	26000.	79	19146	No
134	GOM_NL__2PRFIN20051028_150537_000000372042_00054_19146_7988.N1	28-OCT-2005 15:05:37	Dark	37.000	143	Alp Hyi	2.8570	7200.0	74	19146	No
135	GOM_NL__2PRFIN20051028_150701_000000402042_00054_19146_7989.N1	28-OCT-2005 15:07:01	Dark	39.500	9	Alp Eri	0.45300	24000.	79	19146	No
136	GOM_NL__2PRFIN20051028_151823_000000442042_00054_19146_7990.N1	28-OCT-2005 15:18:23	Straylight	44.000	52	16Bet Cet	2.0370	4500.0	88	19146	No
137	GOM_NL__2PRFIN20051028_152752_000000352042_00054_19146_7991.N1	28-OCT-2005 15:27:52	Bright	35.000	140	88Gam Peg	2.8340	26000.	70	19146	No
138	GOM_NL__2PRFIN20051028_153144_000000362042_00054_19146_7992.N1	28-OCT-2005 15:31:44	Bright	35.500	58	21Alp And	2.0730	11000.	71	19146	No
139	GOM_NL__2PRFIN20051028_153324_000000402042_00054_19146_7993.N1	28-OCT-2005 15:33:24	Bright	39.500	53	43Bet And	2.0480	3300.0	79	19146	No
140	GOM_NL__2PRFIN20051028_153915_000000372042_00054_19146_7994.N1	28-OCT-2005 15:39:15	Bright	37.000	68	18Alp Cas	2.2250	4500.0	74	19146	No
141	GOM_NL__2PRFIN20051028_154028_000000372042_00054_19146_7995.N1	28-OCT-2005 15:40:28	Bright	36.500	76	27Gam Cas	2.3000	30000.	73	19146	No
142	GOM_NL__2PRFIN20051028_154831_000000362042_00054_19146_7996.N1	28-OCT-2005 15:48:31	Bright	36.000	49	1Alp UMi	1.9900	6300.0	72	19146	No
143	GOM_NL__2PRFIN20051028_155212_000000372042_00054_19146_7997.N1	28-OCT-2005 15:52:12	Bright	36.500	60	7Bet UMi	2.0810	3950.0	73	19146	No
144	GOM_NL__2PRFIN20051028_155808_000000362042_00054_19146_7998.N1	28-OCT-2005 15:58:08	Bright	36.000	32	77Eps UMa	1.7630	11000.	72	19146	No
145	GOM_NL__2PRFIN20051028_160300_000000342042_00054_19146_7999.N1	28-OCT-2005 16:03:00	Bright	34.000	152	12Alp2CVn	2.8900	11000.	68	19146	No
146	GOM_NL__2PRFIN20051028_161022_000000352042_00054_19146_8000.N1	28-OCT-2005 16:10:22	Bright	34.500	62	94Bet Leo	2.1360	9700.0	69	19146	No
147	GOM_NL__2PRFIN20051028_162853_000000402042_00054_19146_8001.N1	28-OCT-2005 16:28:53	Dark	39.500	113	Mu Vel	2.6920	5000.0	79	19146	No
148	GOM_NL__2PRFIN20051028_163229_000000402042_00055_19147_7987.N1	28-OCT-2005 16:32:29	Dark	40.000	91	Kap Vel	2.4900	26000.	80	19147	No
149	GOM_NL__2PRFIN20051028_164614_000000372042_00055_19147_7988.N1	28-OCT-2005 16:46:14	Dark	37.000	143	Alp Hyi	2.8570	7200.0	74	19147	No
150	GOM_NL__2PRFIN20051028_164737_000000432042_00055_19147_7989.N1	28-OCT-2005 16:47:37	Dark	42.500	9	Alp Eri	0.45300	24000.	85	19147	No
151	GOM_NL__2PRFIN20051028_165859_000000432042_00055_19147_7990.N1	28-OCT-2005 16:58:59	Straylight	42.500	52	16Bet Cet	2.0370	4500.0	85	19147	No
152	GOM_NL__2PRFIN20051028_170828_000000372042_00055_19147_7991.N1	28-OCT-2005 17:08:28	Bright	36.500	140	88Gam Peg	2.8340	26000.	73	19147	No
153	GOM_NL__2PRFIN20051028_171220_000000362042_00055_19147_7992.N1	28-OCT-2005 17:12:20	Bright	35.500	58	21Alp And	2.0730	11000.	71	19147	No
154	GOM_NL__2PRFIN20051028_171400_000000372042_00055_19147_7993.N1	28-OCT-2005 17:14:00	Bright	37.000	53	43Bet And	2.0480	3300.0	74	19147	No
155	GOM_NL__2PRFIN20051028_171951_000000382042_00055_19147_7994.N1	28-OCT-2005 17:19:51	Bright	37.500	68	18Alp Cas	2.2250	4500.0	75	19147	No
156	GOM_NL__2PRFIN20051028_172104_000000372042_00055_19147_7995.N1	28-OCT-2005 17:21:04	Bright	37.000	76	27Gam Cas	2.3000	30000.	74	19147	No
157	GOM_NL__2PRFIN20051028_172907_000000362042_00055_19147_7996.N1	28-OCT-2005 17:29:07	Bright	36.000	49	1Alp UMi	1.9900	6300.0	72	19147	No
158	GOM_NL__2PRFIN20051028_173248_000000362042_00055_19147_7997.N1	28-OCT-2005 17:32:48	Bright	36.000	60	7Bet UMi	2.0810	3950.0	72	19147	No
159	GOM_NL__2PRFIN20051028_173844_000000342042_00055_19147_7998.N1	28-OCT-2005 17:38:44	Bright	34.000	32	77Eps UMa	1.7630	11000.	68	19147	No
160	GOM_NL__2PRFIN20051028_175058_000000352042_00055_19147_7999.N1	28-OCT-2005 17:50:58	Bright	34.500	62	94Bet Leo	2.1360	9700.0	69	19147	No

161	GOM_NL__2PRFIN20051028_180929_000000392042_00055_19147_8000.N1	28-OCT-2005 18:09:29	Dark	38.500	113	Mu Vel	2.6920	5000.0	77	19147	No
162	GOM_NL__2PRFIN20051028_181306_000000402042_00056_19148_7987.N1	28-OCT-2005 18:13:06	Dark	39.500	91	Kap Vel	2.4900	26000.	79	19148	No
163	GOM_NL__2PRFIN20051028_182650_000000382042_00056_19148_7988.N1	28-OCT-2005 18:26:50	Dark	37.500	143	Alp Hyi	2.8570	7200.0	75	19148	No
164	GOM_NL__2PRFIN20051028_182814_000000402042_00056_19148_7989.N1	28-OCT-2005 18:28:14	Dark	40.000	9	Alp Eri	0.45300	24000.	80	19148	No
165	GOM_NL__2PRFIN20051028_183935_000000412042_00056_19148_7990.N1	28-OCT-2005 18:39:35	Straylight	41.000	52	16Bet Cet	2.0370	4500.0	82	19148	No
166	GOM_NL__2PRFIN20051028_184904_000000342042_00056_19148_7991.N1	28-OCT-2005 18:49:04	Bright	34.000	140	88Gam Peg	2.8340	26000.	68	19148	No
167	GOM_NL__2PRFIN20051028_185256_000000362042_00056_19148_7992.N1	28-OCT-2005 18:52:56	Bright	35.500	58	21Alp And	2.0730	11000.	71	19148	No
168	GOM_NL__2PRFIN20051028_185436_000000362042_00056_19148_7993.N1	28-OCT-2005 18:54:36	Bright	36.000	53	43Bet And	2.0480	3300.0	72	19148	No
169	GOM_NL__2PRFIN20051028_190027_000000362042_00056_19148_7994.N1	28-OCT-2005 19:00:27	Bright	36.000	68	18Alp Cas	2.2250	4500.0	72	19148	No
170	GOM_NL__2PRFIN20051028_190140_000000362042_00056_19148_7995.N1	28-OCT-2005 19:01:40	Bright	35.500	76	27Gam Cas	2.3000	30000.	71	19148	No
171	GOM_NL__2PRFIN20051028_190943_000000372042_00056_19148_7996.N1	28-OCT-2005 19:09:43	Bright	36.500	49	1Alp UMi	1.9900	6300.0	73	19148	No
172	GOM_NL__2PRFIN20051028_191324_000000382042_00056_19148_7997.N1	28-OCT-2005 19:13:24	Bright	38.000	60	7Bet UMi	2.0810	3950.0	76	19148	No
173	GOM_NL__2PRFIN20051028_191920_000000352042_00056_19148_7998.N1	28-OCT-2005 19:19:20	Bright	34.500	32	77Eps UMa	1.7630	11000.	69	19148	No
174	GOM_NL__2PRFIN20051028_193134_000000352042_00056_19148_7999.N1	28-OCT-2005 19:31:34	Bright	34.500	62	94Bet Leo	2.1360	9700.0	69	19148	No
175	GOM_NL__2PRFIN20051028_195005_000000382042_00056_19148_8000.N1	28-OCT-2005 19:50:05	Dark	37.500	113	Mu Vel	2.6920	5000.0	75	19148	No
176	GOM_NL__2PRFIN20051028_195343_000000412042_00057_19149_7987.N1	28-OCT-2005 19:53:43	Dark	40.500	91	Kap Vel	2.4900	26000.	81	19149	No
177	GOM_NL__2PRFIN20051028_200726_000000372042_00057_19149_7988.N1	28-OCT-2005 20:07:26	Dark	37.000	143	Alp Hyi	2.8570	7200.0	74	19149	Yes
178	GOM_NL__2PRFIN20051028_200850_000000492042_00057_19149_7989.N1	28-OCT-2005 20:08:50	Dark	48.500	9	Alp Eri	0.45300	24000.	97	19149	No
179	GOM_NL__2PRFIN20051028_202011_000000442042_00057_19149_7990.N1	28-OCT-2005 20:20:11	Straylight	44.000	52	16Bet Cet	2.0370	4500.0	88	19149	No
180	GOM_NL__2PRFIN20051028_202940_000000352042_00057_19149_7991.N1	28-OCT-2005 20:29:40	Bright	34.500	140	88Gam Peg	2.8340	26000.	69	19149	No
181	GOM_NL__2PRFIN20051028_203333_000000362042_00057_19149_7992.N1	28-OCT-2005 20:33:33	Bright	35.500	58	21Alp And	2.0730	11000.	71	19149	No
182	GOM_NL__2PRFIN20051028_203512_000000392042_00057_19149_7993.N1	28-OCT-2005 20:35:12	Bright	38.500	53	43Bet And	2.0480	3300.0	77	19149	No
183	GOM_NL__2PRFIN20051028_204102_000000372042_00057_19149_7994.N1	28-OCT-2005 20:41:02	Bright	37.000	68	18Alp Cas	2.2250	4500.0	74	19149	No
184	GOM_NL__2PRFIN20051028_204216_000000382042_00057_19149_7995.N1	28-OCT-2005 20:42:16	Bright	37.500	76	27Gam Cas	2.3000	30000.	75	19149	No
185	GOM_NL__2PRFIN20051028_205019_000000352042_00057_19149_7996.N1	28-OCT-2005 20:50:19	Bright	35.000	49	1Alp UMi	1.9900	6300.0	70	19149	No
186	GOM_NL__2PRFIN20051028_205400_000000362042_00057_19149_7997.N1	28-OCT-2005 20:54:00	Bright	36.000	60	7Bet UMi	2.0810	3950.0	72	19149	No
187	GOM_NL__2PRFIN20051028_205956_000000362042_00057_19149_7998.N1	28-OCT-2005 20:59:56	Bright	35.500	32	77Eps UMa	1.7630	11000.	71	19149	No
188	GOM_NL__2PRFIN20051028_210448_000000332042_00057_19149_7999.N1	28-OCT-2005 21:04:48	Bright	33.000	152	12Alp2CVn	2.8900	11000.	66	19149	No
189	GOM_NL__2PRFIN20051028_211210_000000352042_00057_19149_8000.N1	28-OCT-2005 21:12:10	Bright	34.500	62	94Bet Leo	2.1360	9700.0	69	19149	No
190	GOM_NL__2PRFIN20051028_213042_000000382042_00057_19149_8001.N1	28-OCT-2005 21:30:42	Dark	37.500	113	Mu Vel	2.6920	5000.0	75	19149	No
191	GOM_NL__2PRFIN20051028_213419_000000402042_00058_19150_8007.N1	28-OCT-2005 21:34:19	Dark	40.000	91	Kap Vel	2.4900	26000.	80	19150	No
192	GOM_NL__2PRFIN20051028_214802_000000392042_00058_19150_8008.N1	28-OCT-2005 21:48:02	Dark	38.500	143	Alp Hyi	2.8570	7200.0	77	19150	No
193	GOM_NL__2PRFIN20051028_214926_000000452042_00058_19150_8009.N1	28-OCT-2005 21:49:26	Dark	45.000	9	Alp Eri	0.45300	24000.	90	19150	No
194	GOM_NL__2PRFIN20051028_220047_000000452042_00058_19150_8010.N1	28-OCT-2005 22:00:47	Straylight	44.500	52	16Bet Cet	2.0370	4500.0	89	19150	No
195	GOM_NL__2PRFIN20051028_221017_000000342042_00058_19150_8011.N1	28-OCT-2005 22:10:17	Bright	34.000	140	88Gam Peg	2.8340	26000.	68	19150	No
196	GOM_NL__2PRFIN20051028_221409_000000352042_00058_19150_8012.N1	28-OCT-2005 22:14:09	Bright	35.000	58	21Alp And	2.0730	11000.	70	19150	No
197	GOM_NL__2PRFIN20051028_221548_000000372042_00058_19150_8013.N1	28-OCT-2005 22:15:48	Bright	37.000	53	43Bet And	2.0480	3300.0	74	19150	No
198	GOM_NL__2PRFIN20051028_222138_000000372042_00058_19150_8014.N1	28-OCT-2005 22:21:38	Bright	36.500	68	18Alp Cas	2.2250	4500.0	73	19150	No
199	GOM_NL__2PRFIN20051028_222252_000000362042_00058_19150_8015.N1	28-OCT-2005 22:22:52	Bright	36.000	76	27Gam Cas	2.3000	30000.	72	19150	No
200	GOM_NL__2PRFIN20051028_223055_000000332042_00058_19150_8016.N1	28-OCT-2005 22:30:55	Bright	32.500	49	1Alp UMi	1.9900	6300.0	65	19150	No
201	GOM_NL__2PRFIN20051028_223436_000000342042_00058_19150_8017.N1	28-OCT-2005 22:34:36	Bright	33.500	60	7Bet UMi	2.0810	3950.0	67	19150	No
202	GOM_NL__2PRFIN20051028_224033_000000372042_00058_19150_8018.N1	28-OCT-2005 22:40:33	Bright	36.500	32	77Eps UMa	1.7630	11000.	73	19150	No
203	GOM_NL__2PRFIN20051028_224524_000000312042_00058_19150_8019.N1	28-OCT-2005 22:45:24	Bright	31.000	152	12Alp2CVn	2.8900	11000.	62	19150	No
204	GOM_NL__2PRFIN20051028_225246_000000342042_00058_19150_8020.N1	28-OCT-2005 22:52:46	Bright	33.500	62	94Bet Leo	2.1360	9700.0	67	19150	No
205	GOM_NL__2PRFIN20051028_231118_000000412042_00058_19150_8021.N1	28-OCT-2005 23:11:18	Dark	40.500	113	Mu Vel	2.6920	5000.0	81	19150	No
206	GOM_NL__2PRFIN20051028_232838_000000362042_00059_19151_8007.N1	28-OCT-2005 23:28:38	Dark	36.000	143	Alp Hyi	2.8570	7200.0	72	19151	No
207	GOM_NL__2PRFIN20051028_233002_000000382042_00059_19151_8008.N1	28-OCT-2005 23:30:02	Dark	38.000	9	Alp Eri	0.45300	24000.	76	19151	No
208	GOM_NL__2PRFIN20051028_234123_000000422042_00059_19151_8009.N1	28-OCT-2005 23:41:23	Straylight	42.000	52	16Bet Cet	2.0370	4500.0	84	19151	No
209	GOM_NL__2PRFIN20051028_235053_000000352042_00059_19151_8010.N1	28-OCT-2005 23:50:53	Bright	35.000	140	88Gam Peg	2.8340	26000.	70	19151	No
210	GOM_NL__2PRFIN20051028_235445_000000372042_00059_19151_8011.N1	28-OCT-2005 23:54:45	Bright	36.500	58	21Alp And	2.0730	11000.	73	19151	No
211	GOM_NL__2PRFIN20051028_235624_000000372042_00059_19151_8012.N1	28-OCT-2005 23:56:24	Bright	37.000	53	43Bet And	2.0480	3300.0	74	19151	No

3. Quality information per product

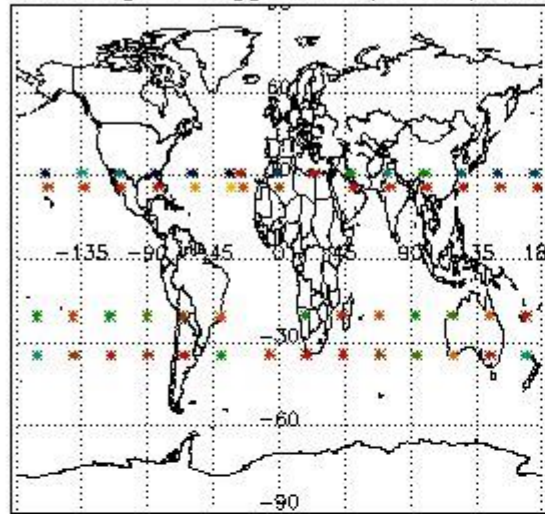
In this section it is plotted some information contained in the Quality Summary data set of the level 2 products. Only products in dark limb conditions and without errors (error flag in the MPH set to "0") are used.

3.1 Plot quality information per product (time dependant)

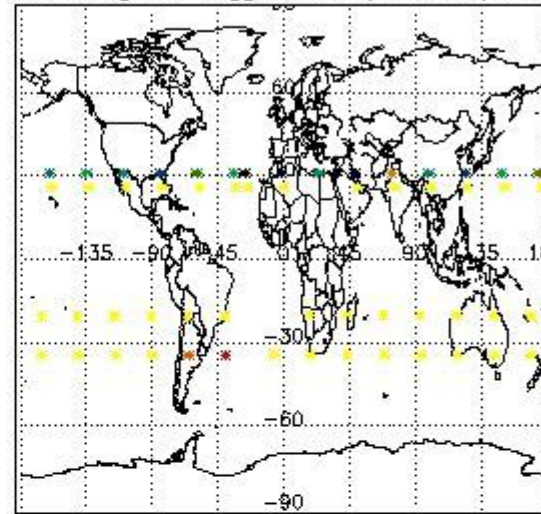


3.2 Plot quality information per product (world map)

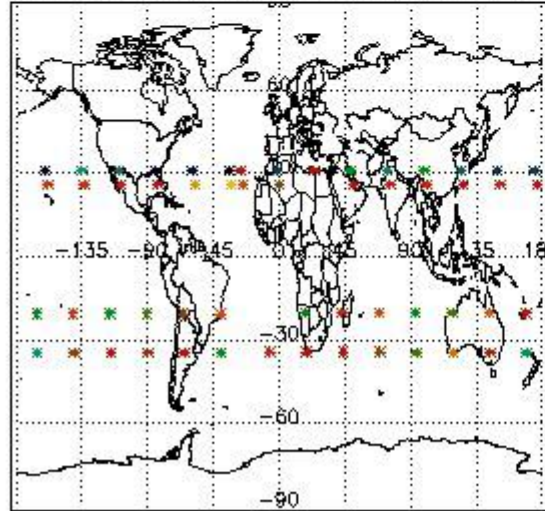
Percentage of flagged data per O3 profile



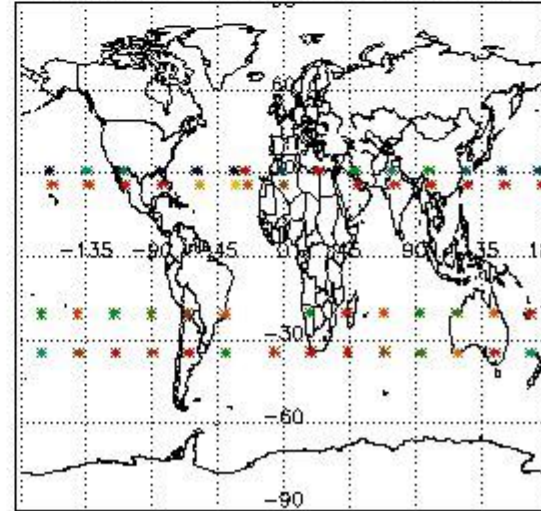
Percentage of flagged data per H2O profile



Percentage of flagged data per NO2 profile



Percentage of flagged data per NO3 profile

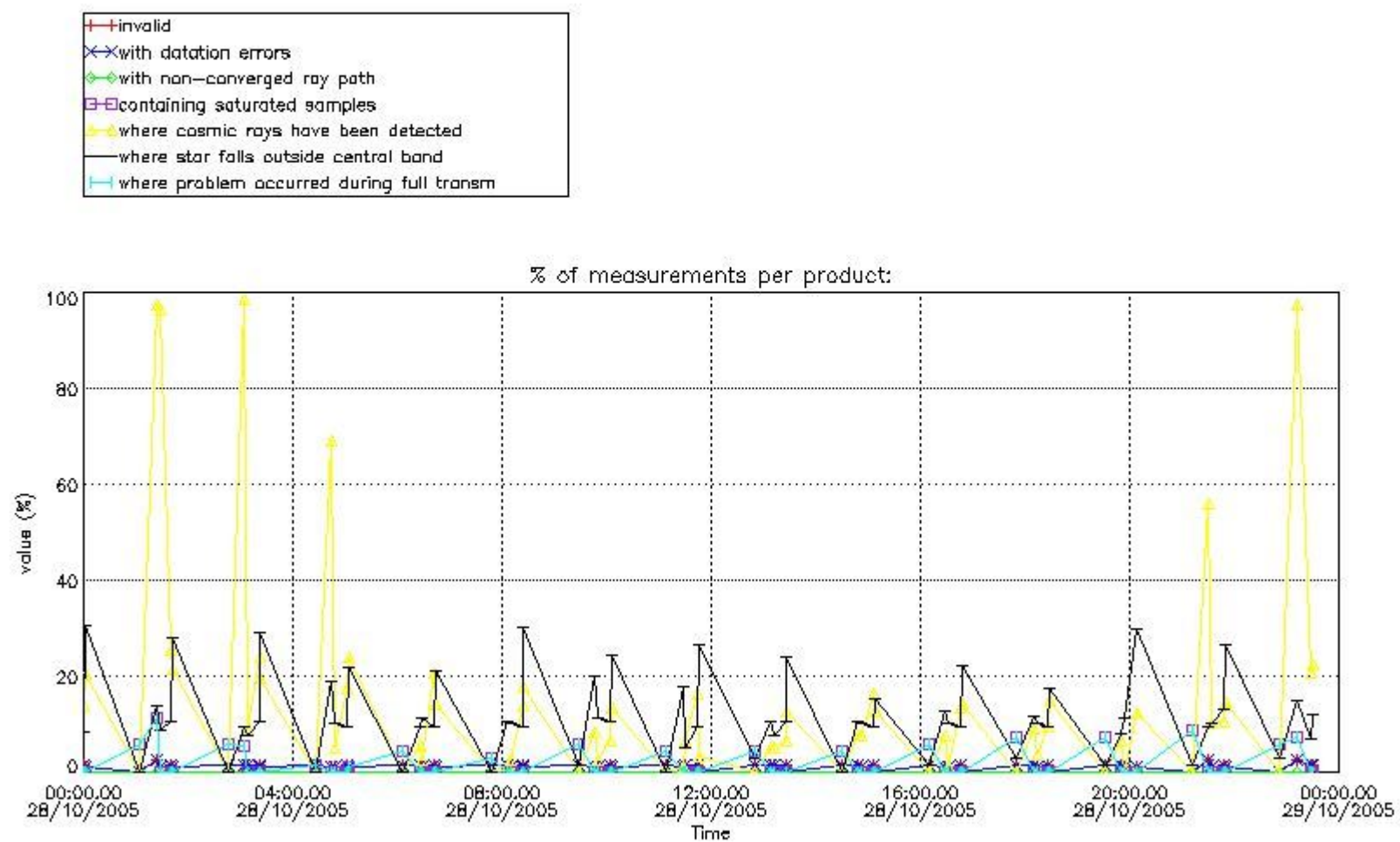


4. Level 1 quality information per product

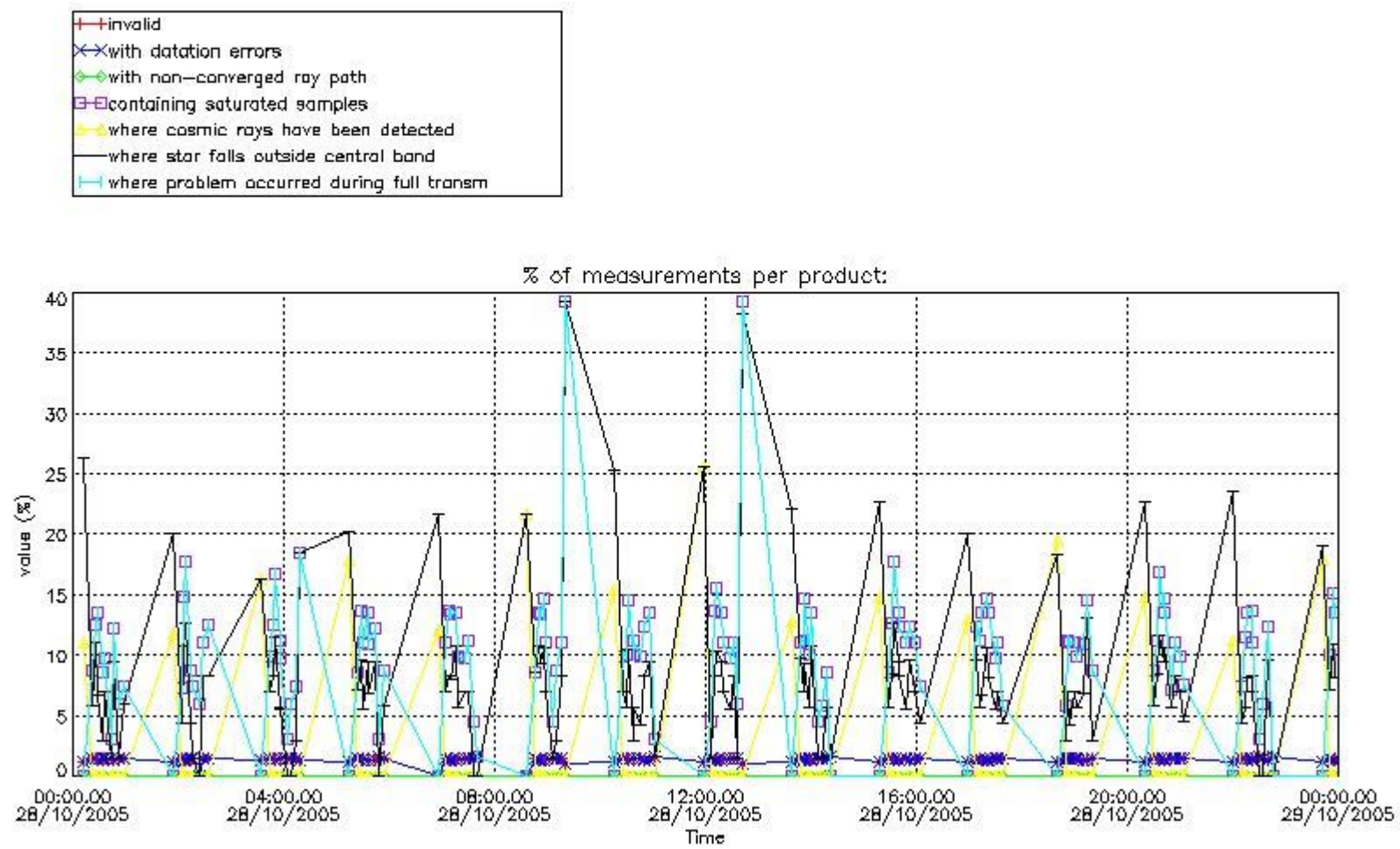
In this section it is plotted some information contained in the Quality Summary data set of the level 2 products that comes from the level 1b processing. Products without errors (error flag in the MPH set to "0") are used.

4.1 Plot quality information per product (time dependant) coming from level 1b processing

4.1.1 Plot level 1 quality information per product (time dependant): ENVISAT ASCENDING passes



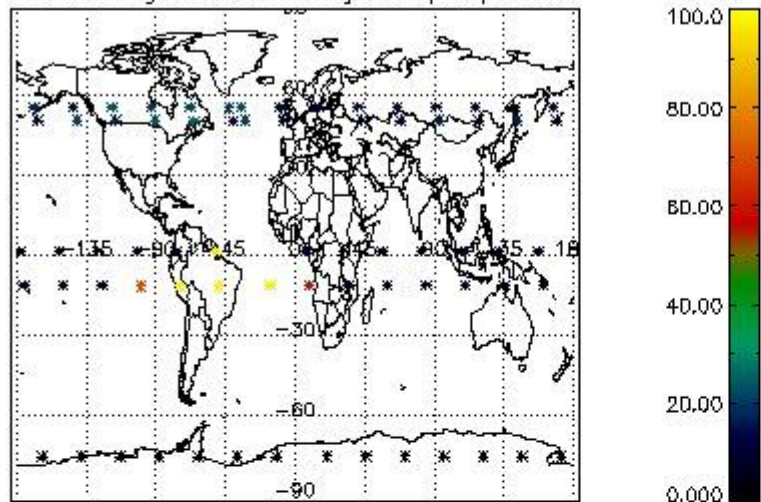
4.1.2 Plot level 1 quality information per product (time dependant): ENVI SAT DESCENDING passes



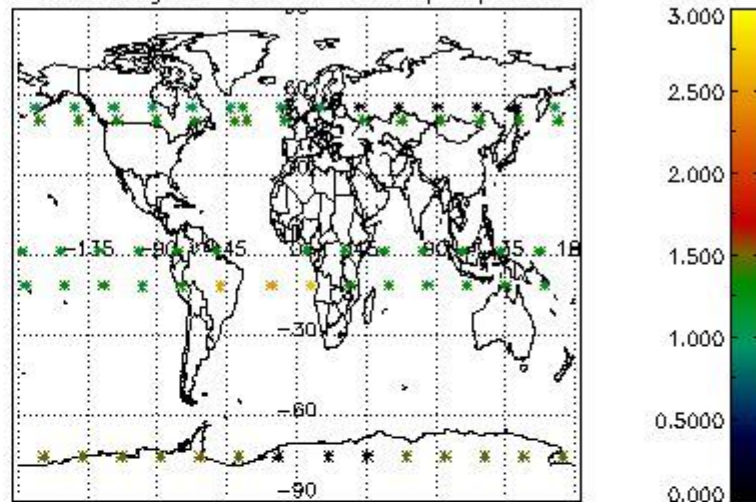
4.2 Plot quality information per product coming from level 1b processing (world map)

4.2.1 Plot level 1 quality information per product (world map): ENVISAT ASCENDING passes

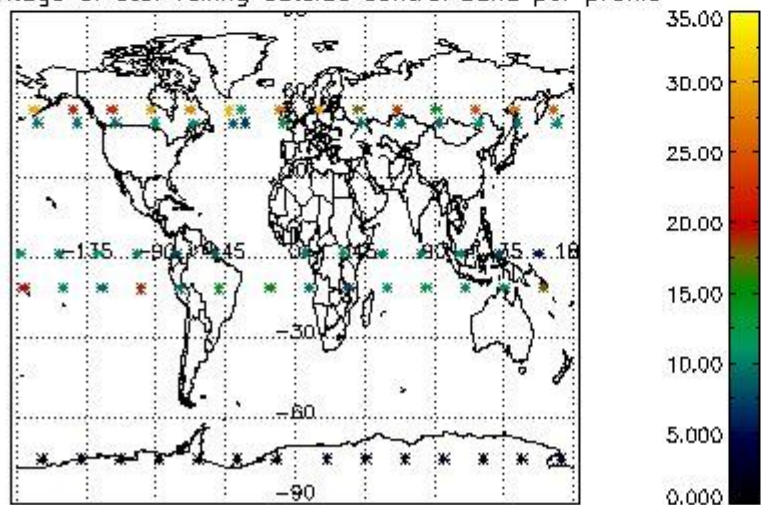
Percentage of cosmic ray hits per profile



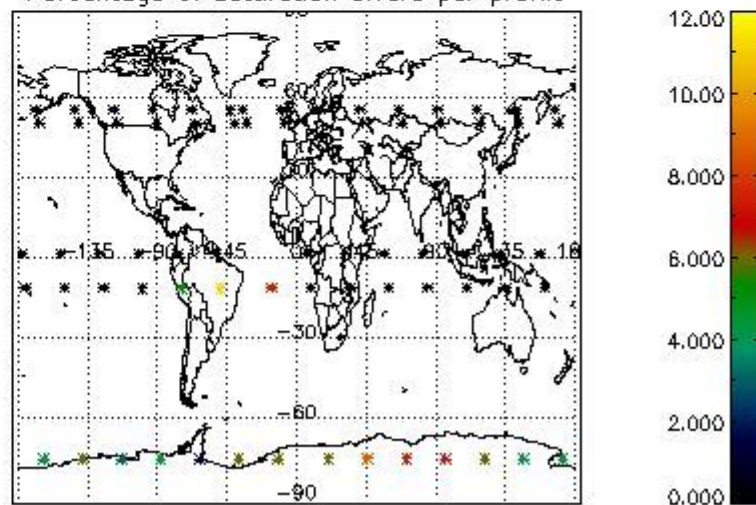
Percentage of datation errors per profile



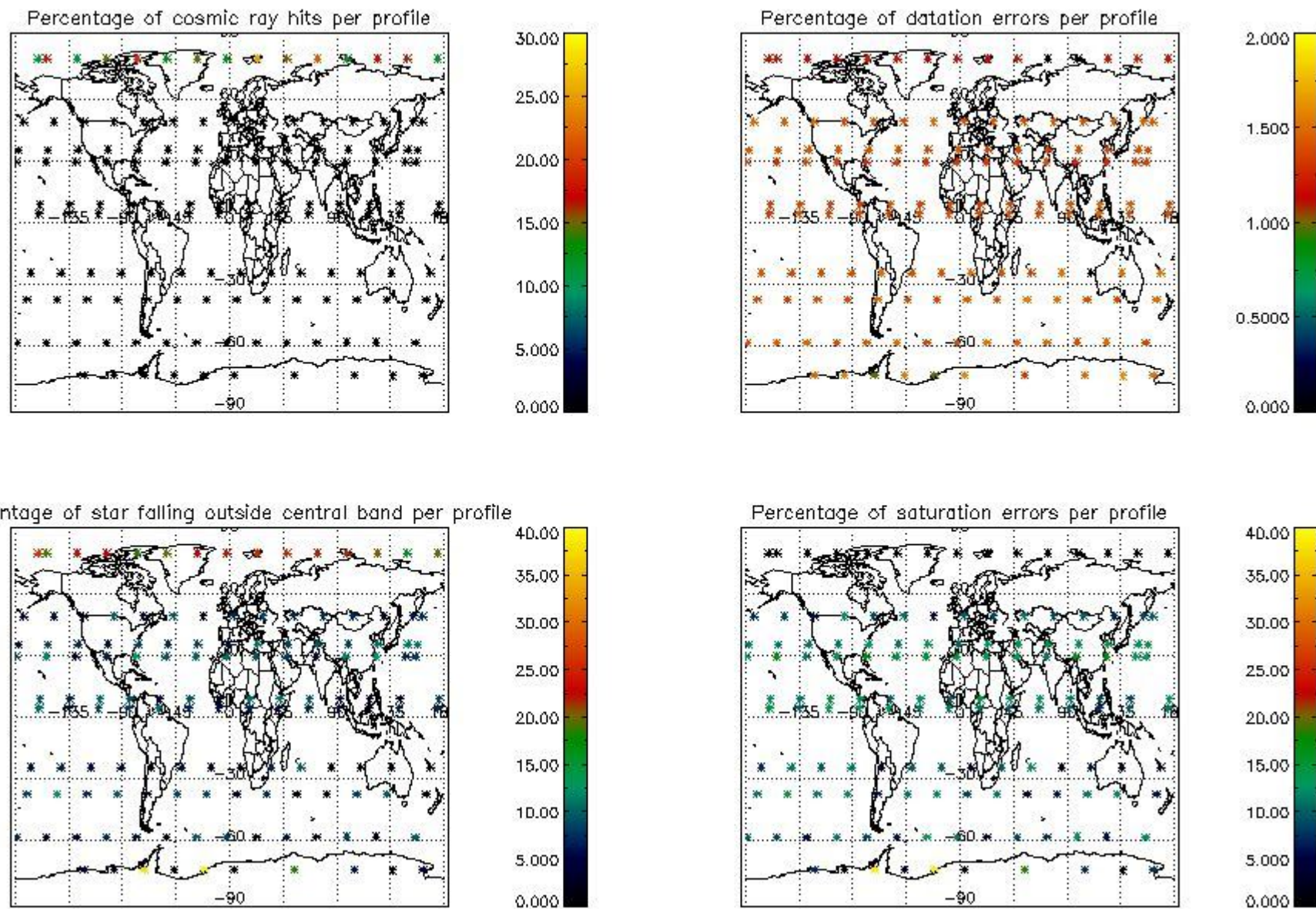
Percentage of star falling outside central band per profile



Percentage of saturation errors per profile



4.2.2 Plot level 1 quality information per product (world map): ENVISAT DESCENDING passes



5. Trace gas profiles

5.1 Ozone statistics based on quality of products

The final quality of the products can be "measured" using the STD (Standard Deviation) attached to every point profile. This information is written to the parameter GOM_NL__2P/NL_LOCAL_SPECIES_DENSITY/o3_std of the level 2 products. The table below shows the statistics for given STD ranges.

The statistics are given with respect to the overall valid production:

- Products without fatal errors: GOM_NL__2P/MPH/PRODUCT_ERR=0
- Valid point profile: GOM_NL__2P/NL_LOCAL_SPECIES_DENSITY/pcd(0)=0

The 'Criteria' is applied to valid points of dark limb products:

- Products in dark limb illumination condition: GOM_NL__2P/NL_SUMMARY_QUALITY/obs_ill_cond=0
- Products without fatal errors: GOM_NL__2P/MPH/PRODUCT_ERR=0
- Valid point profile: GOM_NL__2P/NL_LOCAL_SPECIES_DENSITY/pcd(0)=0

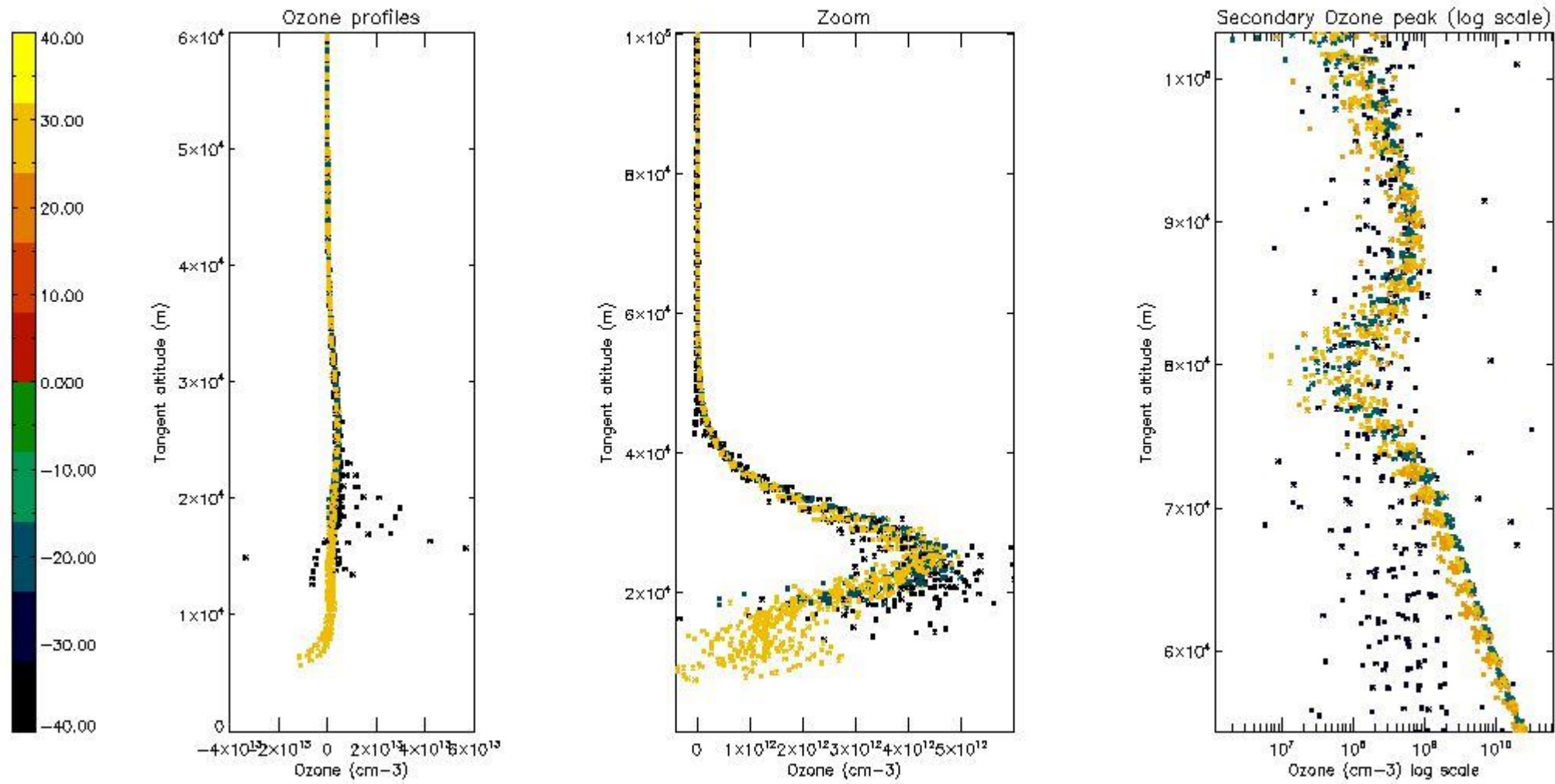
So, the table below shows the percentage of dark limb and valid observations for each criteria with respect to the overall valid daily observations.

Criteria	% of total production
All STD	30
STD < 20	17

STD < 10	13
STD < 5	9

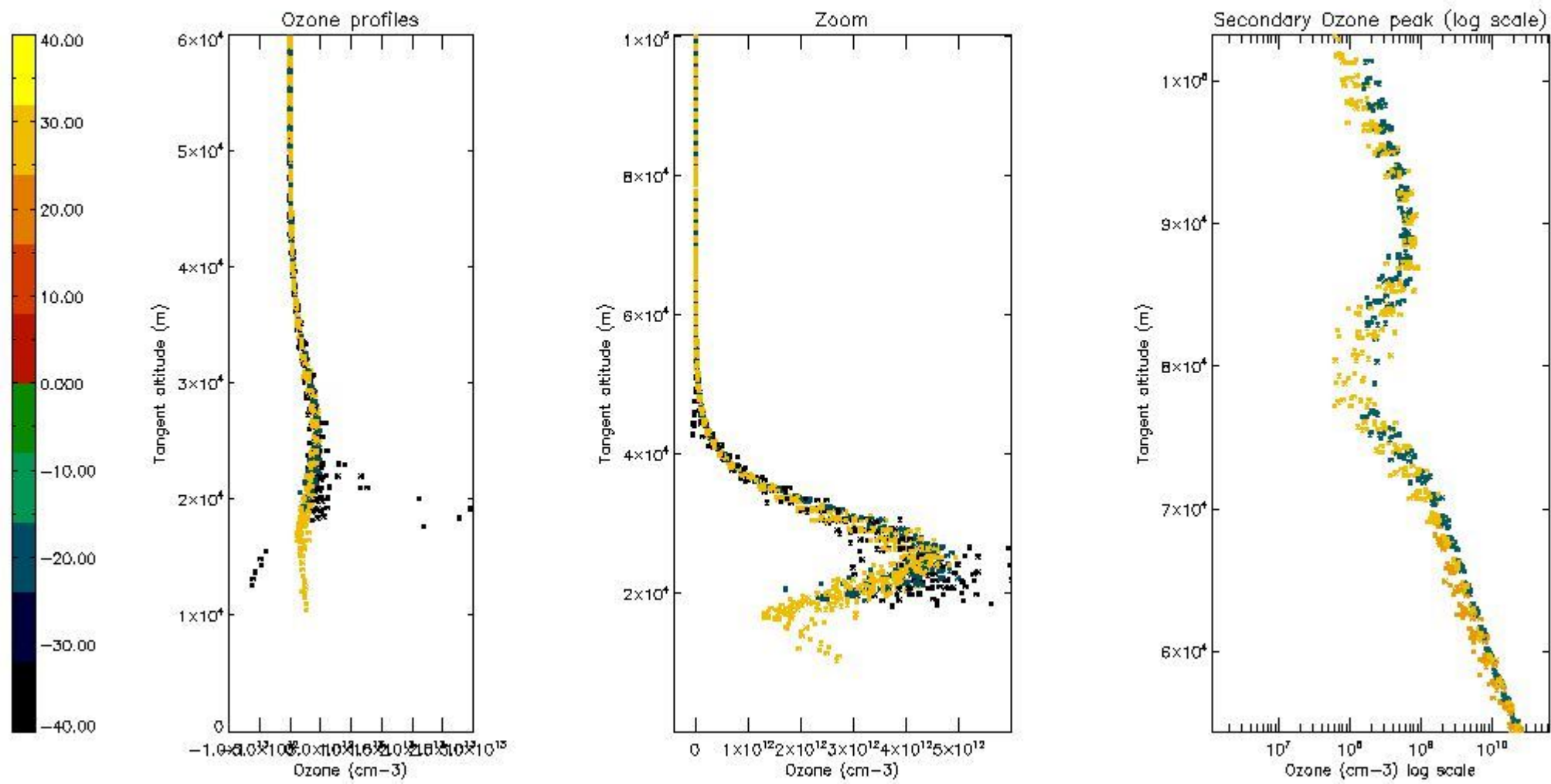
5.2 Plot ozone profiles for all STD (dark without errors)

The colorbar represents the latitude.



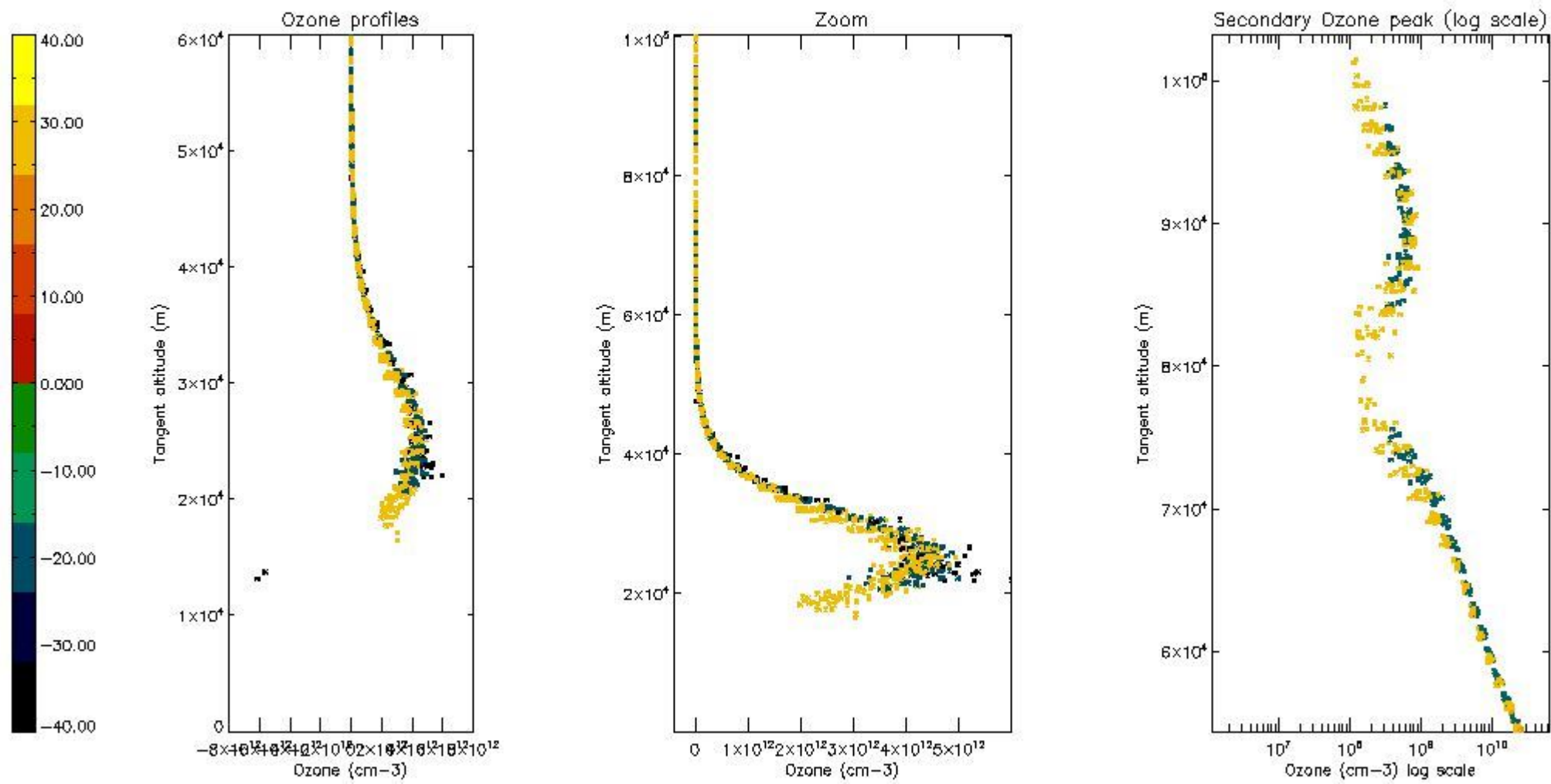
5.3 Plot ozone profiles where STD < 20% (dark without errors)

The colorbar represents the latitude.



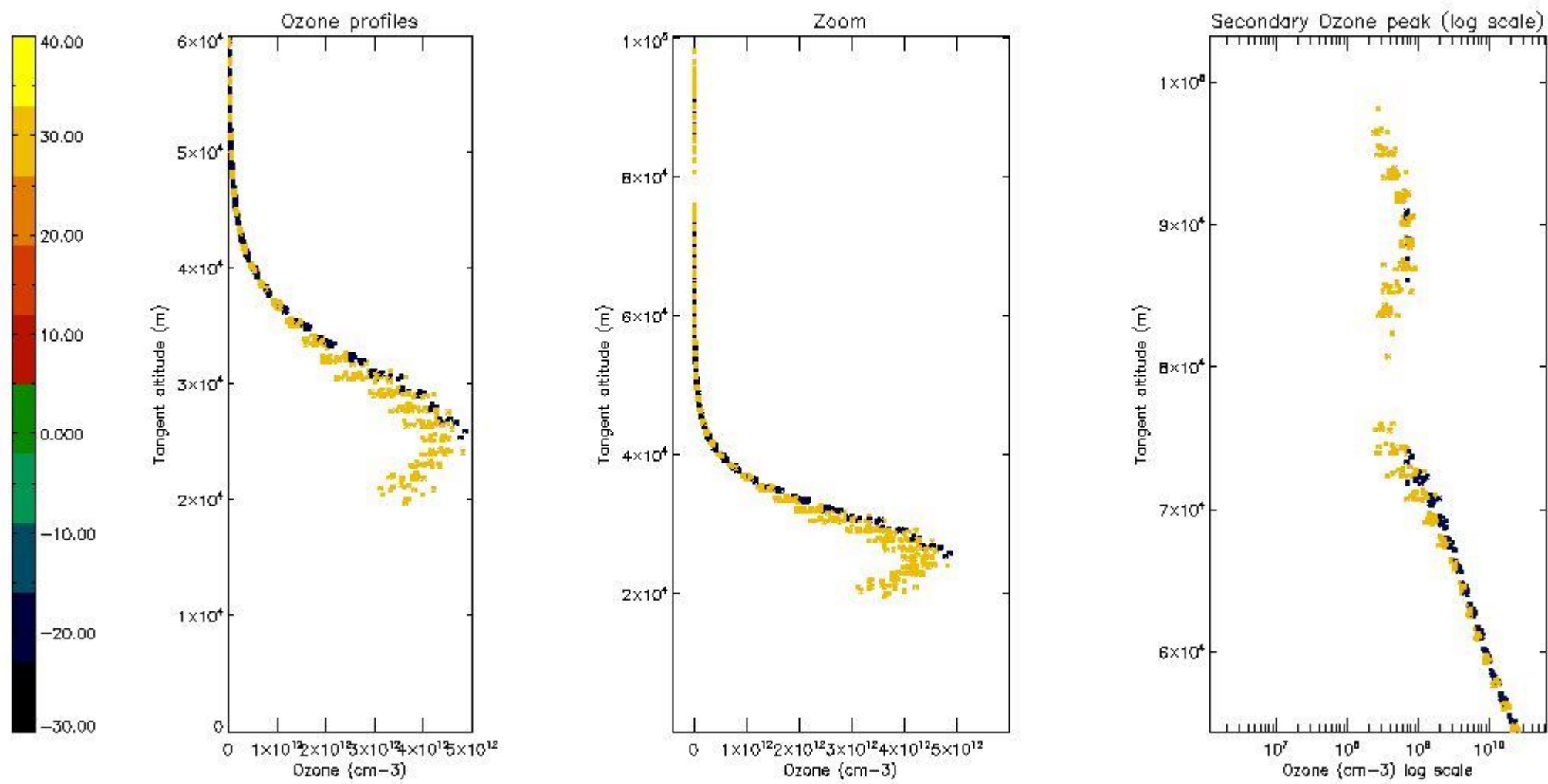
5.4 Plot ozone profiles where $STD < 10\%$ (dark without errors)

The colorbar represents the latitude.



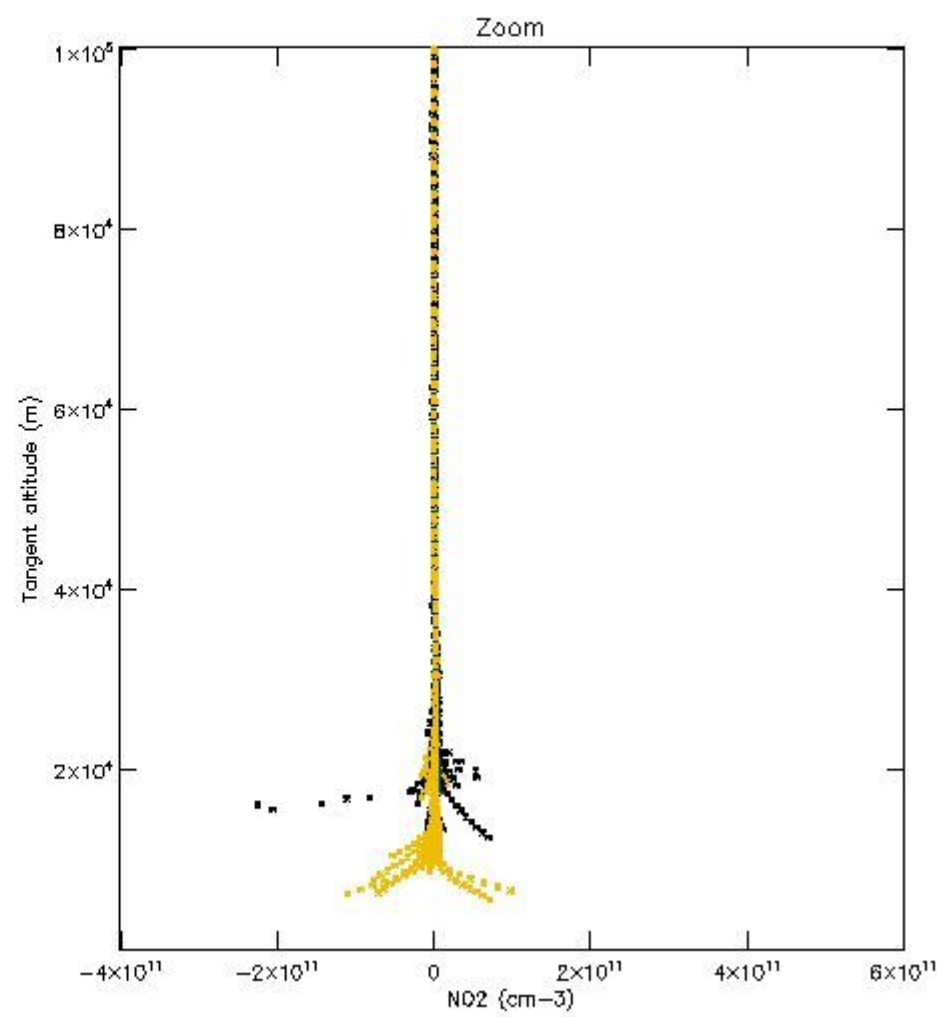
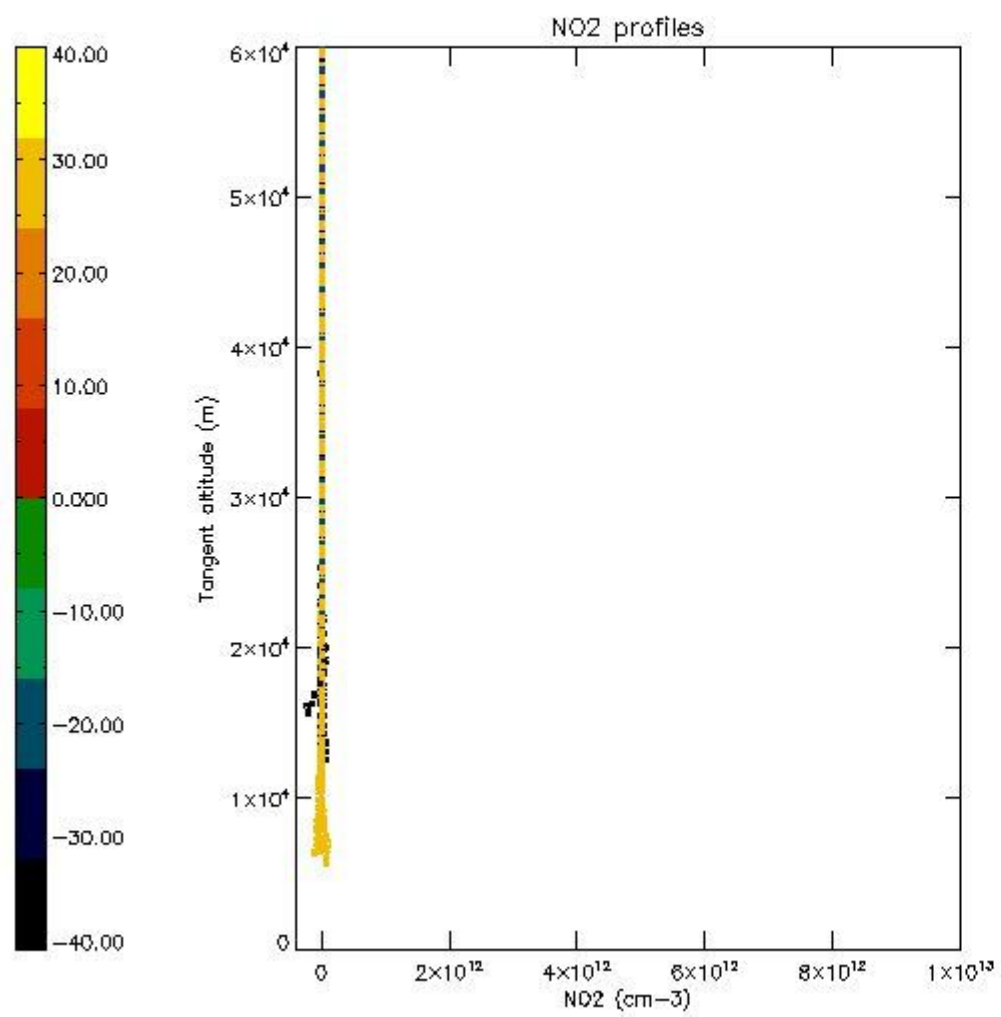
5.5 Plot ozone profiles where STD < 5% (dark without errors)

The colorbar represents the latitude.



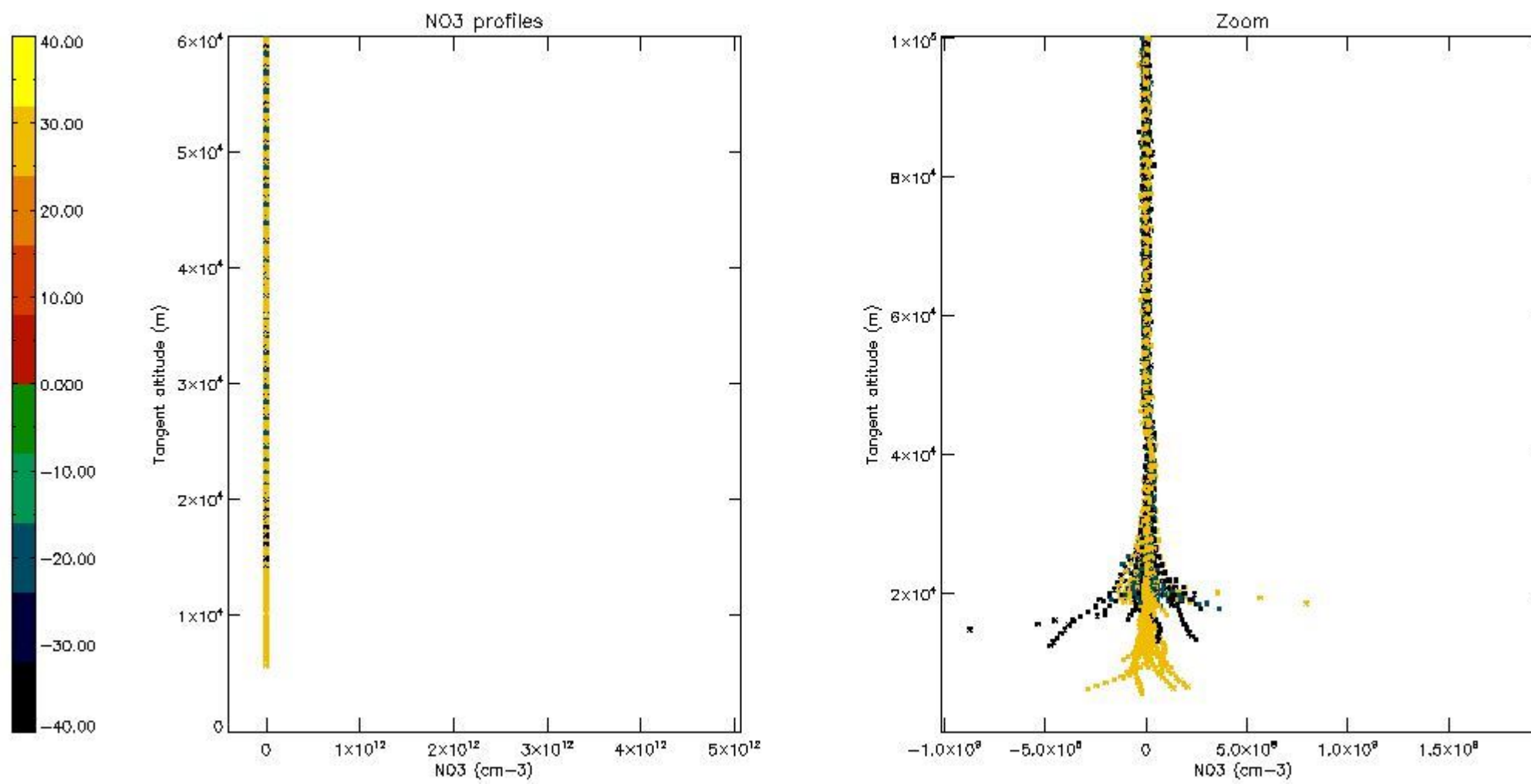
5.6 Plot NO₂ profiles for all STD (dark without errors)

The colorbar represents the latitude.



5.7 Plot NO3 profiles for all STD (dark without errors)

The colorbar represents the latitude.



6. Auxiliary Data Files used for the production reported in section 2

The number reported in the third column indicates since which file (see list in section 2) the corresponding auxiliary file has been used. The fourth column is the date of those product files.

Type	Auxiliary Filename	Used since product	Used since product date
INST_PHYS_CHARACTERISTICS	GOM_INS_AXVIEC20091111_143220_20030716_120000_20500101_000000	1	28-OCT-2005 00:00:12
LEVEL-2_PROC_CONFIG	GOM_PR2_AXVIEC20091111_152718_20020301_000000_20500101_000000	1	28-OCT-2005 00:00:12
CROSS_SECTIONS_FILE	GOM_CRS_AXVIEC20091111_154832_20020301_000000_20500101_000000	1	28-OCT-2005 00:00:12

GOMOS Level 2 Daily Report

SUMMARY

[1. General Info](#)

[2. Summary of processed GOM_NL_2P products](#)

[3. Level 2 Quality information per product](#)

[3.1 Plot of level 2 quality information per product \(time dependant\)](#)

[3.2 Plot of level 2 quality information per product \(world map\)](#)

[4. Level 1 Quality information per product \(stored on level 2 products\)](#)

[4.1 Plot of level 1 quality information per product \(time dependant\)](#)

[4.1.1 Plot of level 1 quality information per product \(time dependant\): ASCENDING](#)

[4.1.2 Plot of level 1 quality information per product \(time dependant\): DESCENDING](#)

[4.2 Plot of level 1 quality information per product \(world map\)](#)

[4.2.1 Plot of level 1 quality information per product \(world map\): ASCENDING](#)

[4.2.2 Plot of level 1 quality information per product \(world map\): DESCENDING](#)

[5. Ozone profiles based on quality statistics and other trace gas profiles](#)

[5.1 Ozone statistics based on quality of products](#)

[5.2 Plot ozone profiles for all STD \(dark without errors\)](#)

[5.3 Plot ozone profiles where STD < 20% \(dark without errors\)](#)

[5.4. Plot ozone profiles where STD < 10% \(dark without errors\)](#)

[5.5. Plot ozone profiles where STD < 5% \(dark without errors\)](#)

[5.6 Plot NO2 profiles for all STD \(dark without errors\)](#)

[5.7 Plot NO3 profiles for all STD \(dark without errors\)](#)

[5.8 Plot H2O profiles \(only for occultations of stars 1,2,3,4,13,14,16,26,63 dark without errors\) for all STD](#)

[6. Auxiliary Data Files used for the production reported in section 2](#)

This report presents the daily analysis on parameters extracted from GOMOS level 2 data (GOM_NL__2P). It is intended to monitor some important parameters that will impact the quality of these products. A list of level 2 products (and content) that have arrived during the reporting day to the PCF is also given.

Item	Value
Time of report generation	18APR2013 12:07:14
Data source version	GOMOS/6.01
Start time of products	28-10-2005 (28OCT2005 00:00:00)
Stop time of products	29-10-2005 (29OCT2005 00:00:00)
Store outputs in DB	Yes
Nb of level 2 prods	211
Nb of prods with errors	1

2. Summary of processed GOM_NL__2P products.

Nr	Filename	UTC Start time	Limb	Duration	Star Id	Star Name	Star Mag	Star Temp	Nb Meas	Orbit	Prod. error
1	GOM_NL__2PRFIN20051028_000012_000000372042_00045_19137_7968.N1	28-OCT-2005 00:00:12	Dark	36.500	143	Alp Hyi	2.8570	7200.0	73	19137	No
2	GOM_NL__2PRFIN20051028_000136_000000492042_00045_19137_7969.N1	28-OCT-2005 00:01:36	Dark	49.000	9	Alp Eri	0.45300	24000.	98	19137	No
3	GOM_NL__2PRFIN20051028_001258_000000462042_00045_19137_7970.N1	28-OCT-2005 00:12:58	Straylight	45.500	52	16Bet Cet	2.0370	4500.0	91	19137	No
4	GOM_NL__2PRFIN20051028_002227_000000352042_00045_19137_7971.N1	28-OCT-2005 00:22:27	Bright	34.500	140	88Gam Peg	2.8340	26000.	69	19137	No
5	GOM_NL__2PRFIN20051028_002619_000000362042_00045_19137_7972.N1	28-OCT-2005 00:26:19	Bright	36.000	58	21Alp And	2.0730	11000.	72	19137	No
6	GOM_NL__2PRFIN20051028_002802_000000372042_00045_19137_7973.N1	28-OCT-2005 00:28:02	Bright	37.000	53	43Bet And	2.0480	3300.0	74	19137	No
7	GOM_NL__2PRFIN20051028_003351_000000352042_00045_19137_7974.N1	28-OCT-2005 00:33:51	Bright	35.000	68	18Alp Cas	2.2250	4500.0	70	19137	No
8	GOM_NL__2PRFIN20051028_003505_000000362042_00045_19137_7975.N1	28-OCT-2005 00:35:05	Bright	36.000	76	27Gam Cas	2.3000	30000.	72	19137	No
9	GOM_NL__2PRFIN20051028_004308_000000332042_00045_19137_7976.N1	28-OCT-2005 00:43:08	Bright	33.000	49	1Alp UMi	1.9900	6300.0	66	19137	No
10	GOM_NL__2PRFIN20051028_004647_000000372042_00045_19137_7977.N1	28-OCT-2005 00:46:47	Bright	37.000	60	7Bet UMi	2.0810	3950.0	74	19137	No
11	GOM_NL__2PRFIN20051028_005243_000000342042_00045_19137_7978.N1	28-OCT-2005 00:52:43	Bright	33.500	32	77Eps UMa	1.7630	11000.	67	19137	No
12	GOM_NL__2PRFIN20051028_005735_000000342042_00045_19137_7979.N1	28-OCT-2005 00:57:35	Bright	33.500	152	12Alp2CVn	2.8900	11000.	67	19137	No
13	GOM_NL__2PRFIN20051028_010456_000000342042_00045_19137_7980.N1	28-OCT-2005 01:04:56	Bright	33.500	62	94Bet Leo	2.1360	9700.0	67	19137	No
14	GOM_NL__2PRFIN20051028_012326_000000402042_00045_19137_7981.N1	28-OCT-2005 01:23:26	Dark	40.000	113	Mu Vel	2.6920	5000.0	80	19137	No
15	GOM_NL__2PRFIN20051028_012701_000000402042_00046_19138_7967.N1	28-OCT-2005 01:27:01	Dark	39.500	91	Kap Vel	2.4900	26000.	79	19138	No
16	GOM_NL__2PRFIN20051028_014048_000000382042_00046_19138_7968.N1	28-OCT-2005 01:40:48	Dark	37.500	143	Alp Hyi	2.8570	7200.0	75	19138	No
17	GOM_NL__2PRFIN20051028_014212_000000472042_00046_19138_7969.N1	28-OCT-2005 01:42:12	Dark	46.500	9	Alp Eri	0.45300	24000.	93	19138	No
18	GOM_NL__2PRFIN20051028_015334_000000432042_00046_19138_7970.N1	28-OCT-2005 01:53:34	Straylight	42.500	52	16Bet Cet	2.0370	4500.0	85	19138	No
19	GOM_NL__2PRFIN20051028_020303_000000352042_00046_19138_7971.N1	28-OCT-2005 02:03:03	Bright	34.500	140	88Gam Peg	2.8340	26000.	69	19138	No
20	GOM_NL__2PRFIN20051028_020655_000000372042_00046_19138_7972.N1	28-OCT-2005 02:06:55	Bright	37.000	58	21Alp And	2.0730	11000.	74	19138	No
21	GOM_NL__2PRFIN20051028_020838_000000402042_00046_19138_7973.N1	28-OCT-2005 02:08:38	Bright	39.500	53	43Bet And	2.0480	3300.0	79	19138	No
22	GOM_NL__2PRFIN20051028_021427_000000352042_00046_19138_7974.N1	28-OCT-2005 02:14:27	Bright	34.500	68	18Alp Cas	2.2250	4500.0	69	19138	No
23	GOM_NL__2PRFIN20051028_021541_000000342042_00046_19138_7975.N1	28-OCT-2005 02:15:41	Bright	34.000	76	27Gam Cas	2.3000	30000.	68	19138	No
24	GOM_NL__2PRFIN20051028_022344_000000342042_00046_19138_7976.N1	28-OCT-2005 02:23:44	Bright	33.500	49	1Alp UMi	1.9900	6300.0	67	19138	No
25	GOM_NL__2PRFIN20051028_022723_000000362042_00046_19138_7977.N1	28-OCT-2005 02:27:23	Bright	36.000	60	7Bet UMi	2.0810	3950.0	72	19138	No
26	GOM_NL__2PRFIN20051028_023320_000000362042_00046_19138_7978.N1	28-OCT-2005 02:33:20	Bright	36.000	32	77Eps UMa	1.7630	11000.	72	19138	No
27	GOM_NL__2PRFIN20051028_024532_000000342042_00046_19138_7979.N1	28-OCT-2005 02:45:32	Bright	34.000	62	94Bet Leo	2.1360	9700.0	68	19138	No
28	GOM_NL__2PRFIN20051028_030402_000000382042_00046_19138_7980.N1	28-OCT-2005 03:04:02	Dark	37.500	113	Mu Vel	2.6920	5000.0	75	19138	No
29	GOM_NL__2PRFIN20051028_030738_000000392042_00047_19139_7967.N1	28-OCT-2005 03:07:38	Dark	38.500	91	Kap Vel	2.4900	26000.	77	19139	No
30	GOM_NL__2PRFIN20051028_032124_000000382042_00047_19139_7968.N1	28-OCT-2005 03:21:24	Dark	37.500	143	Alp Hyi	2.8570	7200.0	75	19139	No
31	GOM_NL__2PRFIN20051028_032248_000000482042_00047_19139_7969.N1	28-OCT-2005 03:22:48	Dark	48.000	9	Alp Eri	0.45300	24000.	96	19139	No
32	GOM_NL__2PRFIN20051028_033410_000000402042_00047_19139_7970.N1	28-OCT-2005 03:34:10	Straylight	40.000	52	16Bet Cet	2.0370	4500.0	80	19139	No
33	GOM_NL__2PRFIN20051028_034339_000000362042_00047_19139_7971.N1	28-OCT-2005 03:43:39	Bright	35.500	140	88Gam Peg	2.8340	26000.	71	19139	No
34	GOM_NL__2PRFIN20051028_034731_000000362042_00047_19139_7972.N1	28-OCT-2005 03:47:31	Bright	36.000	58	21Alp And	2.0730	11000.	72	19139	No
35	GOM_NL__2PRFIN20051028_034913_000000392042_00047_19139_7973.N1	28-OCT-2005 03:49:13	Bright	39.000	53	43Bet And	2.0480	3300.0	78	19139	No
36	GOM_NL__2PRFIN20051028_035503_000000362042_00047_19139_7974.N1	28-OCT-2005 03:55:03	Bright	35.500	68	18Alp Cas	2.2250	4500.0	71	19139	No
37	GOM_NL__2PRFIN20051028_035617_000000362042_00047_19139_7975.N1	28-OCT-2005 03:56:17	Bright	36.000	76	27Gam Cas	2.3000	30000.	72	19139	No
38	GOM_NL__2PRFIN20051028_040420_000000332042_00047_19139_7976.N1	28-OCT-2005 04:04:20	Bright	33.000	49	1Alp UMi	1.9900	6300.0	66	19139	No
39	GOM_NL__2PRFIN20051028_040759_000000342042_00047_19139_7977.N1	28-OCT-2005 04:07:59	Bright	33.500	60	7Bet UMi	2.0810	3950.0	67	19139	No
40	GOM_NL__2PRFIN20051028_041356_000000342042_00047_19139_7978.N1	28-OCT-2005 04:13:56	Bright	34.000	32	77Eps UMa	1.7630	11000.	68	19139	No
41	GOM_NL__2PRFIN20051028_041847_000000382042_00047_19139_7979.N1	28-OCT-2005 04:18:47	Bright	38.000	152	12Alp2CVn	2.8900	11000.	76	19139	No
42	GOM_NL__2PRFIN20051028_042609_000000332042_00047_19139_7980.N1	28-OCT-2005 04:26:09	Bright	33.000	62	94Bet Leo	2.1360	9700.0	66	19139	No

43	GOM_NL__2PRFIN20051028_044439_000000422042_00047_19139_7981.N1	28-OCT-2005 04:44:39	Dark	42.000	113	Mu Vel	2.6920	5000.0	84	19139	No
44	GOM_NL__2PRFIN20051028_044814_000000402042_00048_19140_7987.N1	28-OCT-2005 04:48:14	Dark	39.500	91	Kap Vel	2.4900	26000.	79	19140	No
45	GOM_NL__2PRFIN20051028_050201_000000372042_00048_19140_7988.N1	28-OCT-2005 05:02:01	Dark	37.000	143	Alp Hyi	2.8570	7200.0	74	19140	No
46	GOM_NL__2PRFIN20051028_050325_000000442042_00048_19140_7989.N1	28-OCT-2005 05:03:25	Dark	43.500	9	Alp Eri	0.45300	24000.	87	19140	No
47	GOM_NL__2PRFIN20051028_051446_000000422042_00048_19140_7990.N1	28-OCT-2005 05:14:46	Straylight	42.000	52	16Bet Cet	2.0370	4500.0	84	19140	No
48	GOM_NL__2PRFIN20051028_052415_000000352042_00048_19140_7991.N1	28-OCT-2005 05:24:15	Bright	35.000	140	88Gam Peg	2.8340	26000.	70	19140	No
49	GOM_NL__2PRFIN20051028_052807_000000372042_00048_19140_7992.N1	28-OCT-2005 05:28:07	Bright	36.500	58	21Alp And	2.0730	11000.	73	19140	No
50	GOM_NL__2PRFIN20051028_052949_000000362042_00048_19140_7993.N1	28-OCT-2005 05:29:49	Bright	36.000	53	43Bet And	2.0480	3300.0	72	19140	No
51	GOM_NL__2PRFIN20051028_053539_000000372042_00048_19140_7994.N1	28-OCT-2005 05:35:39	Bright	37.000	68	18Alp Cas	2.2250	4500.0	74	19140	No
52	GOM_NL__2PRFIN20051028_053653_000000372042_00048_19140_7995.N1	28-OCT-2005 05:36:53	Bright	36.500	76	27Gam Cas	2.3000	30000.	73	19140	No
53	GOM_NL__2PRFIN20051028_054455_000000372042_00048_19140_7996.N1	28-OCT-2005 05:44:55	Bright	37.000	49	1Alp UMi	1.9900	6300.0	74	19140	No
54	GOM_NL__2PRFIN20051028_054835_000000322042_00048_19140_7997.N1	28-OCT-2005 05:48:35	Bright	32.000	60	7Bet UMi	2.0810	3950.0	64	19140	No
55	GOM_NL__2PRFIN20051028_055432_000000352042_00048_19140_7998.N1	28-OCT-2005 05:54:32	Bright	34.500	32	77Eps UMa	1.7630	11000.	69	19140	No
56	GOM_NL__2PRFIN20051028_060645_000000342042_00048_19140_7999.N1	28-OCT-2005 06:06:45	Bright	34.000	62	94Bet Leo	2.1360	9700.0	68	19140	No
57	GOM_NL__2PRFIN20051028_062515_000000382042_00048_19140_8000.N1	28-OCT-2005 06:25:15	Dark	37.500	113	Mu Vel	2.6920	5000.0	75	19140	No
58	GOM_NL__2PRFIN20051028_062851_000000412042_00049_19141_7987.N1	28-OCT-2005 06:28:51	Dark	40.500	91	Kap Vel	2.4900	26000.	81	19141	No
59	GOM_NL__2PRFIN20051028_064237_000000372042_00049_19141_7988.N1	28-OCT-2005 06:42:37	Dark	36.500	143	Alp Hyi	2.8570	7200.0	73	19141	No
60	GOM_NL__2PRFIN20051028_064401_000000432042_00049_19141_7989.N1	28-OCT-2005 06:44:01	Dark	42.500	9	Alp Eri	0.45300	24000.	85	19141	No
61	GOM_NL__2PRFIN20051028_065523_000000422042_00049_19141_7990.N1	28-OCT-2005 06:55:23	Straylight	41.500	52	16Bet Cet	2.0370	4500.0	83	19141	No
62	GOM_NL__2PRFIN20051028_070451_000000362042_00049_19141_7991.N1	28-OCT-2005 07:04:51	Bright	36.000	140	88Gam Peg	2.8340	26000.	72	19141	No
63	GOM_NL__2PRFIN20051028_070844_000000372042_00049_19141_7992.N1	28-OCT-2005 07:08:44	Bright	36.500	58	21Alp And	2.0730	11000.	73	19141	No
64	GOM_NL__2PRFIN20051028_071025_000000382042_00049_19141_7993.N1	28-OCT-2005 07:10:25	Bright	37.500	53	43Bet And	2.0480	3300.0	75	19141	No
65	GOM_NL__2PRFIN20051028_071615_000000372042_00049_19141_7994.N1	28-OCT-2005 07:16:15	Bright	37.000	68	18Alp Cas	2.2250	4500.0	74	19141	No
66	GOM_NL__2PRFIN20051028_071729_000000362042_00049_19141_7995.N1	28-OCT-2005 07:17:29	Bright	35.500	76	27Gam Cas	2.3000	30000.	71	19141	No
67	GOM_NL__2PRFIN20051028_072531_000000362042_00049_19141_7996.N1	28-OCT-2005 07:25:31	Bright	36.000	49	1Alp UMi	1.9900	6300.0	72	19141	No
68	GOM_NL__2PRFIN20051028_072911_000000362042_00049_19141_7997.N1	28-OCT-2005 07:29:11	Bright	35.500	60	7Bet UMi	2.0810	3950.0	71	19141	No
69	GOM_NL__2PRFIN20051028_073508_000000332042_00049_19141_7998.N1	28-OCT-2005 07:35:08	Bright	33.000	32	77Eps UMa	1.7630	11000.	66	19141	No
70	GOM_NL__2PRFIN20051028_073959_000000322042_00049_19141_7999.N1	28-OCT-2005 07:39:59	Bright	31.500	152	12Alp2CVn	2.8900	11000.	63	19141	No
71	GOM_NL__2PRFIN20051028_074721_000000342042_00049_19141_8000.N1	28-OCT-2005 07:47:21	Bright	33.500	62	94Bet Leo	2.1360	9700.0	67	19141	No
72	GOM_NL__2PRFIN20051028_080551_000000392042_00049_19141_8001.N1	28-OCT-2005 08:05:51	Dark	38.500	113	Mu Vel	2.6920	5000.0	77	19141	No
73	GOM_NL__2PRFIN20051028_080927_000000402042_00050_19142_7987.N1	28-OCT-2005 08:09:27	Dark	40.000	91	Kap Vel	2.4900	26000.	80	19142	No
74	GOM_NL__2PRFIN20051028_082313_000000372042_00050_19142_7988.N1	28-OCT-2005 08:23:13	Dark	36.500	143	Alp Hyi	2.8570	7200.0	73	19142	No
75	GOM_NL__2PRFIN20051028_082437_000000482042_00050_19142_7989.N1	28-OCT-2005 08:24:37	Dark	48.000	9	Alp Eri	0.45300	24000.	96	19142	No
76	GOM_NL__2PRFIN20051028_083559_000000422042_00050_19142_7990.N1	28-OCT-2005 08:35:59	Straylight	41.500	52	16Bet Cet	2.0370	4500.0	83	19142	No
77	GOM_NL__2PRFIN20051028_084527_000000352042_00050_19142_7991.N1	28-OCT-2005 08:45:27	Bright	35.000	140	88Gam Peg	2.8340	26000.	70	19142	No
78	GOM_NL__2PRFIN20051028_084920_000000372042_00050_19142_7992.N1	28-OCT-2005 08:49:20	Bright	37.000	58	21Alp And	2.0730	11000.	74	19142	No
79	GOM_NL__2PRFIN20051028_085101_000000382042_00050_19142_7993.N1	28-OCT-2005 08:51:01	Bright	37.500	53	43Bet And	2.0480	3300.0	75	19142	No
80	GOM_NL__2PRFIN20051028_085651_000000382042_00050_19142_7994.N1	28-OCT-2005 08:56:51	Bright	37.500	68	18Alp Cas	2.2250	4500.0	75	19142	No
81	GOM_NL__2PRFIN20051028_085805_000000362042_00050_19142_7995.N1	28-OCT-2005 08:58:05	Bright	36.000	76	27Gam Cas	2.3000	30000.	72	19142	No
82	GOM_NL__2PRFIN20051028_090607_000000332042_00050_19142_7996.N1	28-OCT-2005 09:06:07	Bright	33.000	49	1Alp UMi	1.9900	6300.0	66	19142	No
83	GOM_NL__2PRFIN20051028_090947_000000352042_00050_19142_7997.N1	28-OCT-2005 09:09:47	Bright	34.500	60	7Bet UMi	2.0810	3950.0	69	19142	No
84	GOM_NL__2PRFIN20051028_091544_000000362042_00050_19142_7998.N1	28-OCT-2005 09:15:44	Bright	36.000	32	77Eps UMa	1.7630	11000.	72	19142	No
85	GOM_NL__2PRFIN20051028_092035_000000512042_00050_19142_7999.N1	28-OCT-2005 09:20:35	Bright	51.000	152	12Alp2CVn	2.8900	11000.	102	19142	No
86	GOM_NL__2PRFIN20051028_092757_000000342042_00050_19142_8000.N1	28-OCT-2005 09:27:57	Bright	34.000	62	94Bet Leo	2.1360	9700.0	68	19142	No
87	GOM_NL__2PRFIN20051028_094628_000000432042_00050_19142_8001.N1	28-OCT-2005 09:46:28	Dark	42.500	113	Mu Vel	2.6920	5000.0	85	19142	No
88	GOM_NL__2PRFIN20051028_095004_000000402042_00051_19143_7987.N1	28-OCT-2005 09:50:04	Dark	40.000	91	Kap Vel	2.4900	26000.	80	19143	No
89	GOM_NL__2PRFIN20051028_100349_000000382042_00051_19143_7988.N1	28-OCT-2005 10:03:49	Dark	37.500	143	Alp Hyi	2.8570	7200.0	75	19143	No
90	GOM_NL__2PRFIN20051028_100513_000000452042_00051_19143_7989.N1	28-OCT-2005 10:05:13	Dark	45.000	9	Alp Eri	0.45300	24000.	90	19143	No
91	GOM_NL__2PRFIN20051028_101635_000000462042_00051_19143_7990.N1	28-OCT-2005 10:16:35	Straylight	45.500	52	16Bet Cet	2.0370	4500.0	91	19143	No
92	GOM_NL__2PRFIN20051028_102604_000000362042_00051_19143_7991.N1	28-OCT-2005 10:26:04	Bright	35.500	140	88Gam Peg	2.8340	26000.	71	19143	No
93	GOM_NL__2PRFIN20051028_102956_000000352042_00051_19143_7992.N1	28-OCT-2005 10:29:56	Bright	35.000	58	21Alp And	2.0730	11000.	70	19143	No
94	GOM_NL__2PRFIN20051028_103137_000000382042_00051_19143_7993.N1	28-OCT-2005 10:31:37	Bright	38.000	53	43Bet And	2.0480	3300.0	76	19143	No
95	GOM_NL__2PRFIN20051028_103727_000000352042_00051_19143_7994.N1	28-OCT-2005 10:37:27	Bright	35.000	68	18Alp Cas	2.2250	4500.0	70	19143	No
96	GOM_NL__2PRFIN20051028_103841_000000362042_00051_19143_7995.N1	28-OCT-2005 10:38:41	Bright	35.500	76	27Gam Cas	2.3000	30000.	71	19143	No
97	GOM_NL__2PRFIN20051028_104643_000000362042_00051_19143_7996.N1	28-OCT-2005 10:46:43	Bright	35.500	49	1Alp UMi	1.9900	6300.0	71	19143	No
98	GOM_NL__2PRFIN20051028_105024_000000372042_00051_19143_7997.N1	28-OCT-2005 10:50:24	Bright	36.500	60	7Bet UMi	2.0810	3950.0	73	19143	No
99	GOM_NL__2PRFIN20051028_105620_000000372042_00051_19143_7998.N1	28-OCT-2005 10:56:20	Bright	37.000	32	77Eps UMa	1.7630	11000.	74	19143	No
100	GOM_NL__2PRFIN20051028_110112_000000322042_00051_19143_7999.N1	28-OCT-2005 11:01:12	Bright	32.000	152	12Alp2CVn	2.8900	11000.	64	19143	No
101	GOM_NL__2PRFIN20051028_110833_000000342042_00051_19143_8000.N1	28-OCT-2005 11:08:33	Bright	33.500	62	94Bet Leo	2.1360	9700.0	67	19143	No

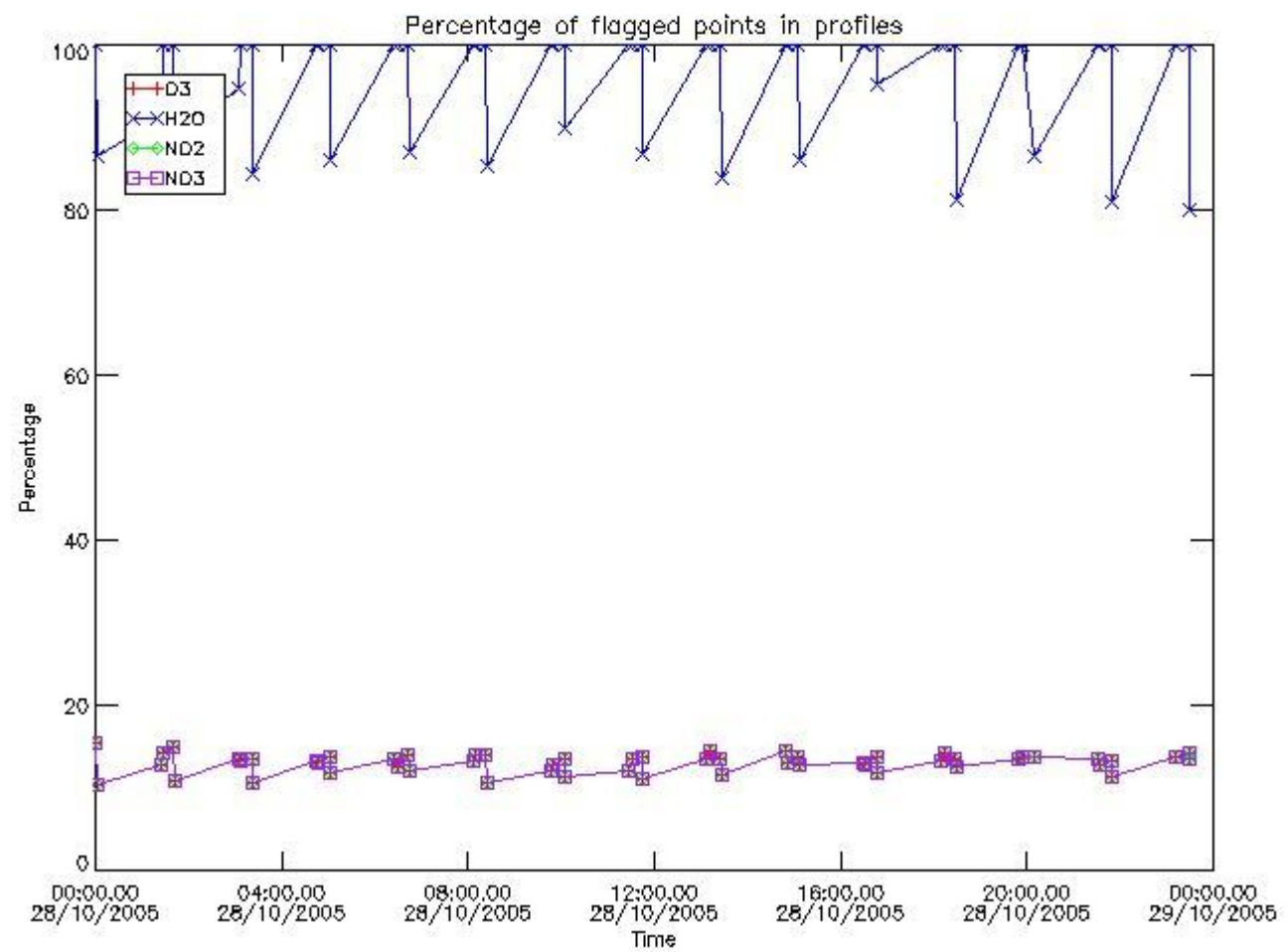
102	GOM_NL__2PRFIN20051028_112704_000000422042_00051_19143_8001.N1	28-OCT-2005 11:27:04	Dark	42.000	113	Mu Vel	2.6920	5000.0	84	19143	No
103	GOM_NL__2PRFIN20051028_113040_000000382042_00052_19144_7987.N1	28-OCT-2005 11:30:40	Dark	38.000	91	Kap Vel	2.4900	26000.	76	19144	No
104	GOM_NL__2PRFIN20051028_114425_000000372042_00052_19144_7988.N1	28-OCT-2005 11:44:25	Dark	37.000	143	Alp Hyi	2.8570	7200.0	74	19144	No
105	GOM_NL__2PRFIN20051028_114549_000000452042_00052_19144_7989.N1	28-OCT-2005 11:45:49	Dark	45.000	9	Alp Eri	0.45300	24000.	90	19144	No
106	GOM_NL__2PRFIN20051028_115711_000000452042_00052_19144_7990.N1	28-OCT-2005 11:57:11	Straylight	45.000	52	16Bet Cet	2.0370	4500.0	90	19144	No
107	GOM_NL__2PRFIN20051028_120640_000000342042_00052_19144_7991.N1	28-OCT-2005 12:06:40	Bright	33.500	140	88Gam Peg	2.8340	26000.	67	19144	No
108	GOM_NL__2PRFIN20051028_121032_000000372042_00052_19144_7992.N1	28-OCT-2005 12:10:32	Bright	36.500	58	21Alp And	2.0730	11000.	73	19144	No
109	GOM_NL__2PRFIN20051028_121213_000000392042_00052_19144_7993.N1	28-OCT-2005 12:12:13	Bright	38.500	53	43Bet And	2.0480	3300.0	77	19144	No
110	GOM_NL__2PRFIN20051028_121803_000000372042_00052_19144_7994.N1	28-OCT-2005 12:18:03	Bright	37.000	68	18Alp Cas	2.2250	4500.0	74	19144	No
111	GOM_NL__2PRFIN20051028_121917_000000362042_00052_19144_7995.N1	28-OCT-2005 12:19:17	Bright	36.000	76	27Gam Cas	2.3000	30000.	72	19144	No
112	GOM_NL__2PRFIN20051028_122719_000000362042_00052_19144_7996.N1	28-OCT-2005 12:27:19	Bright	36.000	49	1Alp UMi	1.9900	6300.0	72	19144	No
113	GOM_NL__2PRFIN20051028_123100_000000362042_00052_19144_7997.N1	28-OCT-2005 12:31:00	Bright	36.000	60	7Bet UMi	2.0810	3950.0	72	19144	No
114	GOM_NL__2PRFIN20051028_123656_000000342042_00052_19144_7998.N1	28-OCT-2005 12:36:56	Bright	33.500	32	77Eps UMa	1.7630	11000.	67	19144	No
115	GOM_NL__2PRFIN20051028_124147_000000512042_00052_19144_7999.N1	28-OCT-2005 12:41:47	Bright	51.000	152	12Alp2CVn	2.8900	11000.	102	19144	No
116	GOM_NL__2PRFIN20051028_124909_000000342042_00052_19144_8000.N1	28-OCT-2005 12:49:09	Bright	34.000	62	94Bet Leo	2.1360	9700.0	68	19144	No
117	GOM_NL__2PRFIN20051028_130740_000000382042_00052_19144_8001.N1	28-OCT-2005 13:07:40	Dark	38.000	113	Mu Vel	2.6920	5000.0	76	19144	No
118	GOM_NL__2PRFIN20051028_131116_000000392042_00053_19145_7987.N1	28-OCT-2005 13:11:16	Dark	39.000	91	Kap Vel	2.4900	26000.	78	19145	No
119	GOM_NL__2PRFIN20051028_132501_000000382042_00053_19145_7988.N1	28-OCT-2005 13:25:01	Dark	37.500	143	Alp Hyi	2.8570	7200.0	75	19145	No
120	GOM_NL__2PRFIN20051028_132625_000000442042_00053_19145_7989.N1	28-OCT-2005 13:26:25	Dark	43.500	9	Alp Eri	0.45300	24000.	87	19145	No
121	GOM_NL__2PRFIN20051028_133747_000000432042_00053_19145_7990.N1	28-OCT-2005 13:37:47	Straylight	43.000	52	16Bet Cet	2.0370	4500.0	86	19145	No
122	GOM_NL__2PRFIN20051028_134716_000000362042_00053_19145_7991.N1	28-OCT-2005 13:47:16	Bright	36.000	140	88Gam Peg	2.8340	26000.	72	19145	No
123	GOM_NL__2PRFIN20051028_135108_000000362042_00053_19145_7992.N1	28-OCT-2005 13:51:08	Bright	35.500	58	21Alp And	2.0730	11000.	71	19145	No
124	GOM_NL__2PRFIN20051028_135249_000000382042_00053_19145_7993.N1	28-OCT-2005 13:52:49	Bright	37.500	53	43Bet And	2.0480	3300.0	75	19145	No
125	GOM_NL__2PRFIN20051028_135839_000000352042_00053_19145_7994.N1	28-OCT-2005 13:58:39	Bright	35.000	68	18Alp Cas	2.2250	4500.0	70	19145	No
126	GOM_NL__2PRFIN20051028_135952_000000372042_00053_19145_7995.N1	28-OCT-2005 13:59:52	Bright	37.000	76	27Gam Cas	2.3000	30000.	74	19145	No
127	GOM_NL__2PRFIN20051028_140755_000000332042_00053_19145_7996.N1	28-OCT-2005 14:07:55	Bright	33.000	49	1Alp UMi	1.9900	6300.0	66	19145	No
128	GOM_NL__2PRFIN20051028_141136_000000342042_00053_19145_7997.N1	28-OCT-2005 14:11:36	Bright	34.000	60	7Bet UMi	2.0810	3950.0	68	19145	No
129	GOM_NL__2PRFIN20051028_141732_000000352042_00053_19145_7998.N1	28-OCT-2005 14:17:32	Bright	35.000	32	77Eps UMa	1.7630	11000.	70	19145	No
130	GOM_NL__2PRFIN20051028_142224_000000322042_00053_19145_7999.N1	28-OCT-2005 14:22:24	Bright	31.500	152	12Alp2CVn	2.8900	11000.	63	19145	No
131	GOM_NL__2PRFIN20051028_142946_000000342042_00053_19145_8000.N1	28-OCT-2005 14:29:46	Bright	34.000	62	94Bet Leo	2.1360	9700.0	68	19145	No
132	GOM_NL__2PRFIN20051028_144816_000000392042_00053_19145_8001.N1	28-OCT-2005 14:48:16	Dark	38.500	113	Mu Vel	2.6920	5000.0	77	19145	No
133	GOM_NL__2PRFIN20051028_145153_000000402042_00054_19146_7987.N1	28-OCT-2005 14:51:53	Dark	39.500	91	Kap Vel	2.4900	26000.	79	19146	No
134	GOM_NL__2PRFIN20051028_150537_000000372042_00054_19146_7988.N1	28-OCT-2005 15:05:37	Dark	37.000	143	Alp Hyi	2.8570	7200.0	74	19146	No
135	GOM_NL__2PRFIN20051028_150701_000000402042_00054_19146_7989.N1	28-OCT-2005 15:07:01	Dark	39.500	9	Alp Eri	0.45300	24000.	79	19146	No
136	GOM_NL__2PRFIN20051028_151823_000000442042_00054_19146_7990.N1	28-OCT-2005 15:18:23	Straylight	44.000	52	16Bet Cet	2.0370	4500.0	88	19146	No
137	GOM_NL__2PRFIN20051028_152752_000000352042_00054_19146_7991.N1	28-OCT-2005 15:27:52	Bright	35.000	140	88Gam Peg	2.8340	26000.	70	19146	No
138	GOM_NL__2PRFIN20051028_153144_000000362042_00054_19146_7992.N1	28-OCT-2005 15:31:44	Bright	35.500	58	21Alp And	2.0730	11000.	71	19146	No
139	GOM_NL__2PRFIN20051028_153324_000000402042_00054_19146_7993.N1	28-OCT-2005 15:33:24	Bright	39.500	53	43Bet And	2.0480	3300.0	79	19146	No
140	GOM_NL__2PRFIN20051028_153915_000000372042_00054_19146_7994.N1	28-OCT-2005 15:39:15	Bright	37.000	68	18Alp Cas	2.2250	4500.0	74	19146	No
141	GOM_NL__2PRFIN20051028_154028_000000372042_00054_19146_7995.N1	28-OCT-2005 15:40:28	Bright	36.500	76	27Gam Cas	2.3000	30000.	73	19146	No
142	GOM_NL__2PRFIN20051028_154831_000000362042_00054_19146_7996.N1	28-OCT-2005 15:48:31	Bright	36.000	49	1Alp UMi	1.9900	6300.0	72	19146	No
143	GOM_NL__2PRFIN20051028_155212_000000372042_00054_19146_7997.N1	28-OCT-2005 15:52:12	Bright	36.500	60	7Bet UMi	2.0810	3950.0	73	19146	No
144	GOM_NL__2PRFIN20051028_155808_000000362042_00054_19146_7998.N1	28-OCT-2005 15:58:08	Bright	36.000	32	77Eps UMa	1.7630	11000.	72	19146	No
145	GOM_NL__2PRFIN20051028_160300_000000342042_00054_19146_7999.N1	28-OCT-2005 16:03:00	Bright	34.000	152	12Alp2CVn	2.8900	11000.	68	19146	No
146	GOM_NL__2PRFIN20051028_161022_000000352042_00054_19146_8000.N1	28-OCT-2005 16:10:22	Bright	34.500	62	94Bet Leo	2.1360	9700.0	69	19146	No
147	GOM_NL__2PRFIN20051028_162853_000000402042_00054_19146_8001.N1	28-OCT-2005 16:28:53	Dark	39.500	113	Mu Vel	2.6920	5000.0	79	19146	No
148	GOM_NL__2PRFIN20051028_163229_000000402042_00055_19147_7987.N1	28-OCT-2005 16:32:29	Dark	40.000	91	Kap Vel	2.4900	26000.	80	19147	No
149	GOM_NL__2PRFIN20051028_164614_000000372042_00055_19147_7988.N1	28-OCT-2005 16:46:14	Dark	37.000	143	Alp Hyi	2.8570	7200.0	74	19147	No
150	GOM_NL__2PRFIN20051028_164737_000000432042_00055_19147_7989.N1	28-OCT-2005 16:47:37	Dark	42.500	9	Alp Eri	0.45300	24000.	85	19147	No
151	GOM_NL__2PRFIN20051028_165859_000000432042_00055_19147_7990.N1	28-OCT-2005 16:58:59	Straylight	42.500	52	16Bet Cet	2.0370	4500.0	85	19147	No
152	GOM_NL__2PRFIN20051028_170828_000000372042_00055_19147_7991.N1	28-OCT-2005 17:08:28	Bright	36.500	140	88Gam Peg	2.8340	26000.	73	19147	No
153	GOM_NL__2PRFIN20051028_171220_000000362042_00055_19147_7992.N1	28-OCT-2005 17:12:20	Bright	35.500	58	21Alp And	2.0730	11000.	71	19147	No
154	GOM_NL__2PRFIN20051028_171400_000000372042_00055_19147_7993.N1	28-OCT-2005 17:14:00	Bright	37.000	53	43Bet And	2.0480	3300.0	74	19147	No
155	GOM_NL__2PRFIN20051028_171951_000000382042_00055_19147_7994.N1	28-OCT-2005 17:19:51	Bright	37.500	68	18Alp Cas	2.2250	4500.0	75	19147	No
156	GOM_NL__2PRFIN20051028_172104_000000372042_00055_19147_7995.N1	28-OCT-2005 17:21:04	Bright	37.000	76	27Gam Cas	2.3000	30000.	74	19147	No
157	GOM_NL__2PRFIN20051028_172907_000000362042_00055_19147_7996.N1	28-OCT-2005 17:29:07	Bright	36.000	49	1Alp UMi	1.9900	6300.0	72	19147	No
158	GOM_NL__2PRFIN20051028_173248_000000362042_00055_19147_7997.N1	28-OCT-2005 17:32:48	Bright	36.000	60	7Bet UMi	2.0810	3950.0	72	19147	No
159	GOM_NL__2PRFIN20051028_173844_000000342042_00055_19147_7998.N1	28-OCT-2005 17:38:44	Bright	34.000	32	77Eps UMa	1.7630	11000.	68	19147	No
160	GOM_NL__2PRFIN20051028_175058_000000352042_00055_19147_7999.N1	28-OCT-2005 17:50:58	Bright	34.500	62	94Bet Leo	2.1360	9700.0	69	19147	No

161	GOM_NL__2PRFIN20051028_180929_000000392042_00055_19147_8000.N1	28-OCT-2005 18:09:29	Dark	38.500	113	Mu Vel	2.6920	5000.0	77	19147	No
162	GOM_NL__2PRFIN20051028_181306_000000402042_00056_19148_7987.N1	28-OCT-2005 18:13:06	Dark	39.500	91	Kap Vel	2.4900	26000.	79	19148	No
163	GOM_NL__2PRFIN20051028_182650_000000382042_00056_19148_7988.N1	28-OCT-2005 18:26:50	Dark	37.500	143	Alp Hyi	2.8570	7200.0	75	19148	No
164	GOM_NL__2PRFIN20051028_182814_000000402042_00056_19148_7989.N1	28-OCT-2005 18:28:14	Dark	40.000	9	Alp Eri	0.45300	24000.	80	19148	No
165	GOM_NL__2PRFIN20051028_183935_000000412042_00056_19148_7990.N1	28-OCT-2005 18:39:35	Straylight	41.000	52	16Bet Cet	2.0370	4500.0	82	19148	No
166	GOM_NL__2PRFIN20051028_184904_000000342042_00056_19148_7991.N1	28-OCT-2005 18:49:04	Bright	34.000	140	88Gam Peg	2.8340	26000.	68	19148	No
167	GOM_NL__2PRFIN20051028_185256_000000362042_00056_19148_7992.N1	28-OCT-2005 18:52:56	Bright	35.500	58	21Alp And	2.0730	11000.	71	19148	No
168	GOM_NL__2PRFIN20051028_185436_000000362042_00056_19148_7993.N1	28-OCT-2005 18:54:36	Bright	36.000	53	43Bet And	2.0480	3300.0	72	19148	No
169	GOM_NL__2PRFIN20051028_190027_000000362042_00056_19148_7994.N1	28-OCT-2005 19:00:27	Bright	36.000	68	18Alp Cas	2.2250	4500.0	72	19148	No
170	GOM_NL__2PRFIN20051028_190140_000000362042_00056_19148_7995.N1	28-OCT-2005 19:01:40	Bright	35.500	76	27Gam Cas	2.3000	30000.	71	19148	No
171	GOM_NL__2PRFIN20051028_190943_000000372042_00056_19148_7996.N1	28-OCT-2005 19:09:43	Bright	36.500	49	1Alp UMi	1.9900	6300.0	73	19148	No
172	GOM_NL__2PRFIN20051028_191324_000000382042_00056_19148_7997.N1	28-OCT-2005 19:13:24	Bright	38.000	60	7Bet UMi	2.0810	3950.0	76	19148	No
173	GOM_NL__2PRFIN20051028_191920_000000352042_00056_19148_7998.N1	28-OCT-2005 19:19:20	Bright	34.500	32	77Eps UMa	1.7630	11000.	69	19148	No
174	GOM_NL__2PRFIN20051028_193134_000000352042_00056_19148_7999.N1	28-OCT-2005 19:31:34	Bright	34.500	62	94Bet Leo	2.1360	9700.0	69	19148	No
175	GOM_NL__2PRFIN20051028_195005_000000382042_00056_19148_8000.N1	28-OCT-2005 19:50:05	Dark	37.500	113	Mu Vel	2.6920	5000.0	75	19148	No
176	GOM_NL__2PRFIN20051028_195343_000000412042_00057_19149_7987.N1	28-OCT-2005 19:53:43	Dark	40.500	91	Kap Vel	2.4900	26000.	81	19149	No
177	GOM_NL__2PRFIN20051028_200726_000000372042_00057_19149_7988.N1	28-OCT-2005 20:07:26	Dark	37.000	143	Alp Hyi	2.8570	7200.0	74	19149	Yes
178	GOM_NL__2PRFIN20051028_200850_000000492042_00057_19149_7989.N1	28-OCT-2005 20:08:50	Dark	48.500	9	Alp Eri	0.45300	24000.	97	19149	No
179	GOM_NL__2PRFIN20051028_202011_000000442042_00057_19149_7990.N1	28-OCT-2005 20:20:11	Straylight	44.000	52	16Bet Cet	2.0370	4500.0	88	19149	No
180	GOM_NL__2PRFIN20051028_202940_000000352042_00057_19149_7991.N1	28-OCT-2005 20:29:40	Bright	34.500	140	88Gam Peg	2.8340	26000.	69	19149	No
181	GOM_NL__2PRFIN20051028_203333_000000362042_00057_19149_7992.N1	28-OCT-2005 20:33:33	Bright	35.500	58	21Alp And	2.0730	11000.	71	19149	No
182	GOM_NL__2PRFIN20051028_203512_000000392042_00057_19149_7993.N1	28-OCT-2005 20:35:12	Bright	38.500	53	43Bet And	2.0480	3300.0	77	19149	No
183	GOM_NL__2PRFIN20051028_204102_000000372042_00057_19149_7994.N1	28-OCT-2005 20:41:02	Bright	37.000	68	18Alp Cas	2.2250	4500.0	74	19149	No
184	GOM_NL__2PRFIN20051028_204216_000000382042_00057_19149_7995.N1	28-OCT-2005 20:42:16	Bright	37.500	76	27Gam Cas	2.3000	30000.	75	19149	No
185	GOM_NL__2PRFIN20051028_205019_000000352042_00057_19149_7996.N1	28-OCT-2005 20:50:19	Bright	35.000	49	1Alp UMi	1.9900	6300.0	70	19149	No
186	GOM_NL__2PRFIN20051028_205400_000000362042_00057_19149_7997.N1	28-OCT-2005 20:54:00	Bright	36.000	60	7Bet UMi	2.0810	3950.0	72	19149	No
187	GOM_NL__2PRFIN20051028_205956_000000362042_00057_19149_7998.N1	28-OCT-2005 20:59:56	Bright	35.500	32	77Eps UMa	1.7630	11000.	71	19149	No
188	GOM_NL__2PRFIN20051028_210448_000000332042_00057_19149_7999.N1	28-OCT-2005 21:04:48	Bright	33.000	152	12Alp2CVn	2.8900	11000.	66	19149	No
189	GOM_NL__2PRFIN20051028_211210_000000352042_00057_19149_8000.N1	28-OCT-2005 21:12:10	Bright	34.500	62	94Bet Leo	2.1360	9700.0	69	19149	No
190	GOM_NL__2PRFIN20051028_213042_000000382042_00057_19149_8001.N1	28-OCT-2005 21:30:42	Dark	37.500	113	Mu Vel	2.6920	5000.0	75	19149	No
191	GOM_NL__2PRFIN20051028_213419_000000402042_00058_19150_8007.N1	28-OCT-2005 21:34:19	Dark	40.000	91	Kap Vel	2.4900	26000.	80	19150	No
192	GOM_NL__2PRFIN20051028_214802_000000392042_00058_19150_8008.N1	28-OCT-2005 21:48:02	Dark	38.500	143	Alp Hyi	2.8570	7200.0	77	19150	No
193	GOM_NL__2PRFIN20051028_214926_000000452042_00058_19150_8009.N1	28-OCT-2005 21:49:26	Dark	45.000	9	Alp Eri	0.45300	24000.	90	19150	No
194	GOM_NL__2PRFIN20051028_220047_000000452042_00058_19150_8010.N1	28-OCT-2005 22:00:47	Straylight	44.500	52	16Bet Cet	2.0370	4500.0	89	19150	No
195	GOM_NL__2PRFIN20051028_221017_000000342042_00058_19150_8011.N1	28-OCT-2005 22:10:17	Bright	34.000	140	88Gam Peg	2.8340	26000.	68	19150	No
196	GOM_NL__2PRFIN20051028_221409_000000352042_00058_19150_8012.N1	28-OCT-2005 22:14:09	Bright	35.000	58	21Alp And	2.0730	11000.	70	19150	No
197	GOM_NL__2PRFIN20051028_221548_000000372042_00058_19150_8013.N1	28-OCT-2005 22:15:48	Bright	37.000	53	43Bet And	2.0480	3300.0	74	19150	No
198	GOM_NL__2PRFIN20051028_222138_000000372042_00058_19150_8014.N1	28-OCT-2005 22:21:38	Bright	36.500	68	18Alp Cas	2.2250	4500.0	73	19150	No
199	GOM_NL__2PRFIN20051028_222252_000000362042_00058_19150_8015.N1	28-OCT-2005 22:22:52	Bright	36.000	76	27Gam Cas	2.3000	30000.	72	19150	No
200	GOM_NL__2PRFIN20051028_223055_000000332042_00058_19150_8016.N1	28-OCT-2005 22:30:55	Bright	32.500	49	1Alp UMi	1.9900	6300.0	65	19150	No
201	GOM_NL__2PRFIN20051028_223436_000000342042_00058_19150_8017.N1	28-OCT-2005 22:34:36	Bright	33.500	60	7Bet UMi	2.0810	3950.0	67	19150	No
202	GOM_NL__2PRFIN20051028_224033_000000372042_00058_19150_8018.N1	28-OCT-2005 22:40:33	Bright	36.500	32	77Eps UMa	1.7630	11000.	73	19150	No
203	GOM_NL__2PRFIN20051028_224524_000000312042_00058_19150_8019.N1	28-OCT-2005 22:45:24	Bright	31.000	152	12Alp2CVn	2.8900	11000.	62	19150	No
204	GOM_NL__2PRFIN20051028_225246_000000342042_00058_19150_8020.N1	28-OCT-2005 22:52:46	Bright	33.500	62	94Bet Leo	2.1360	9700.0	67	19150	No
205	GOM_NL__2PRFIN20051028_231118_000000412042_00058_19150_8021.N1	28-OCT-2005 23:11:18	Dark	40.500	113	Mu Vel	2.6920	5000.0	81	19150	No
206	GOM_NL__2PRFIN20051028_232838_000000362042_00059_19151_8007.N1	28-OCT-2005 23:28:38	Dark	36.000	143	Alp Hyi	2.8570	7200.0	72	19151	No
207	GOM_NL__2PRFIN20051028_233002_000000382042_00059_19151_8008.N1	28-OCT-2005 23:30:02	Dark	38.000	9	Alp Eri	0.45300	24000.	76	19151	No
208	GOM_NL__2PRFIN20051028_234123_000000422042_00059_19151_8009.N1	28-OCT-2005 23:41:23	Straylight	42.000	52	16Bet Cet	2.0370	4500.0	84	19151	No
209	GOM_NL__2PRFIN20051028_235053_000000352042_00059_19151_8010.N1	28-OCT-2005 23:50:53	Bright	35.000	140	88Gam Peg	2.8340	26000.	70	19151	No
210	GOM_NL__2PRFIN20051028_235445_000000372042_00059_19151_8011.N1	28-OCT-2005 23:54:45	Bright	36.500	58	21Alp And	2.0730	11000.	73	19151	No
211	GOM_NL__2PRFIN20051028_235624_000000372042_00059_19151_8012.N1	28-OCT-2005 23:56:24	Bright	37.000	53	43Bet And	2.0480	3300.0	74	19151	No

3. Quality information per product

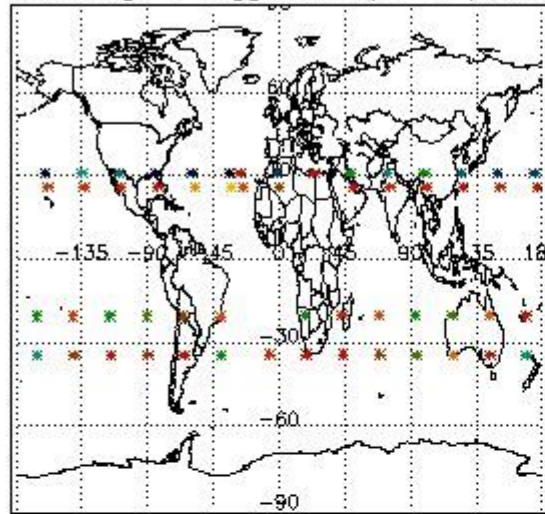
In this section it is plotted some information contained in the Quality Summary data set of the level 2 products. Only products in dark limb conditions and without errors (error flag in the MPH set to "0") are used.

3.1 Plot quality information per product (time dependant)

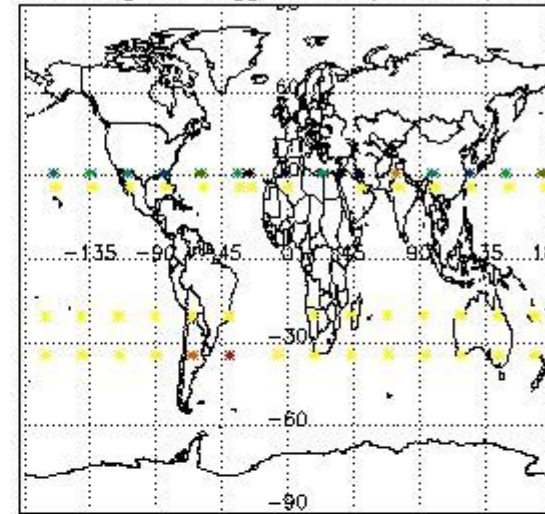


3.2 Plot quality information per product (world map)

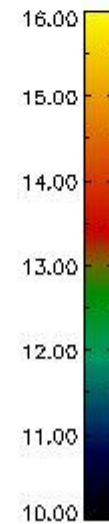
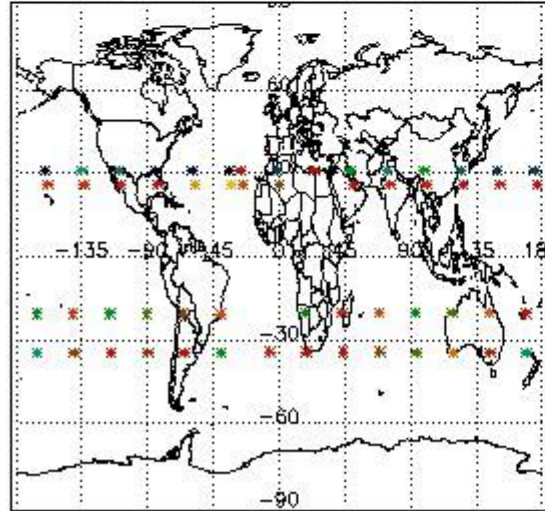
Percentage of flagged data per O3 profile



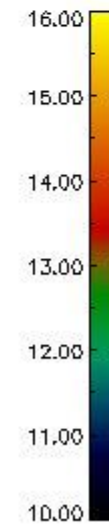
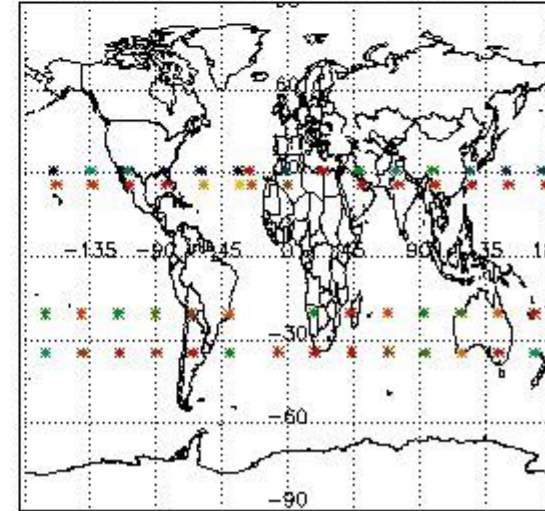
Percentage of flagged data per H2O profile



Percentage of flagged data per NO2 profile



Percentage of flagged data per NO3 profile

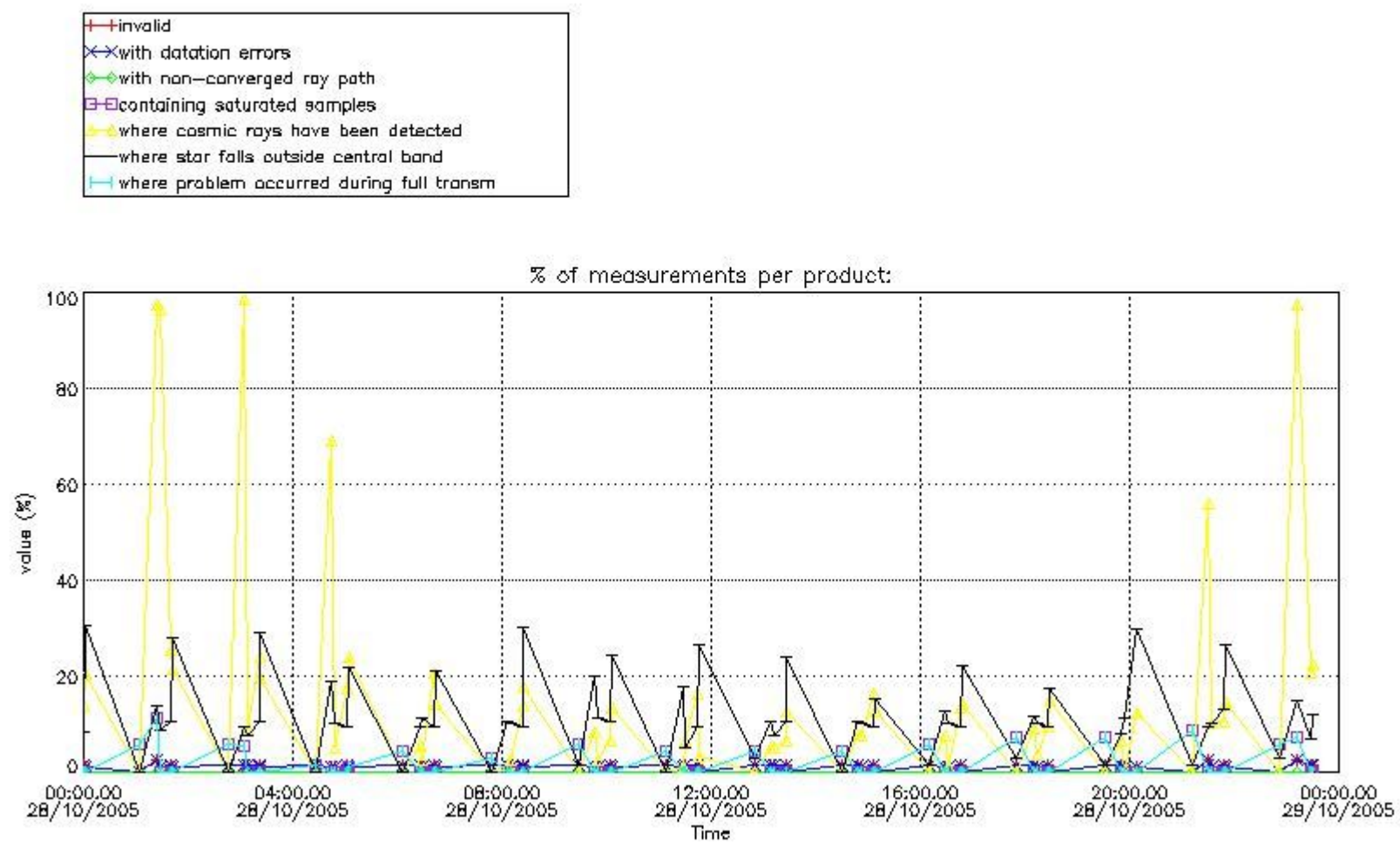


4. Level 1 quality information per product

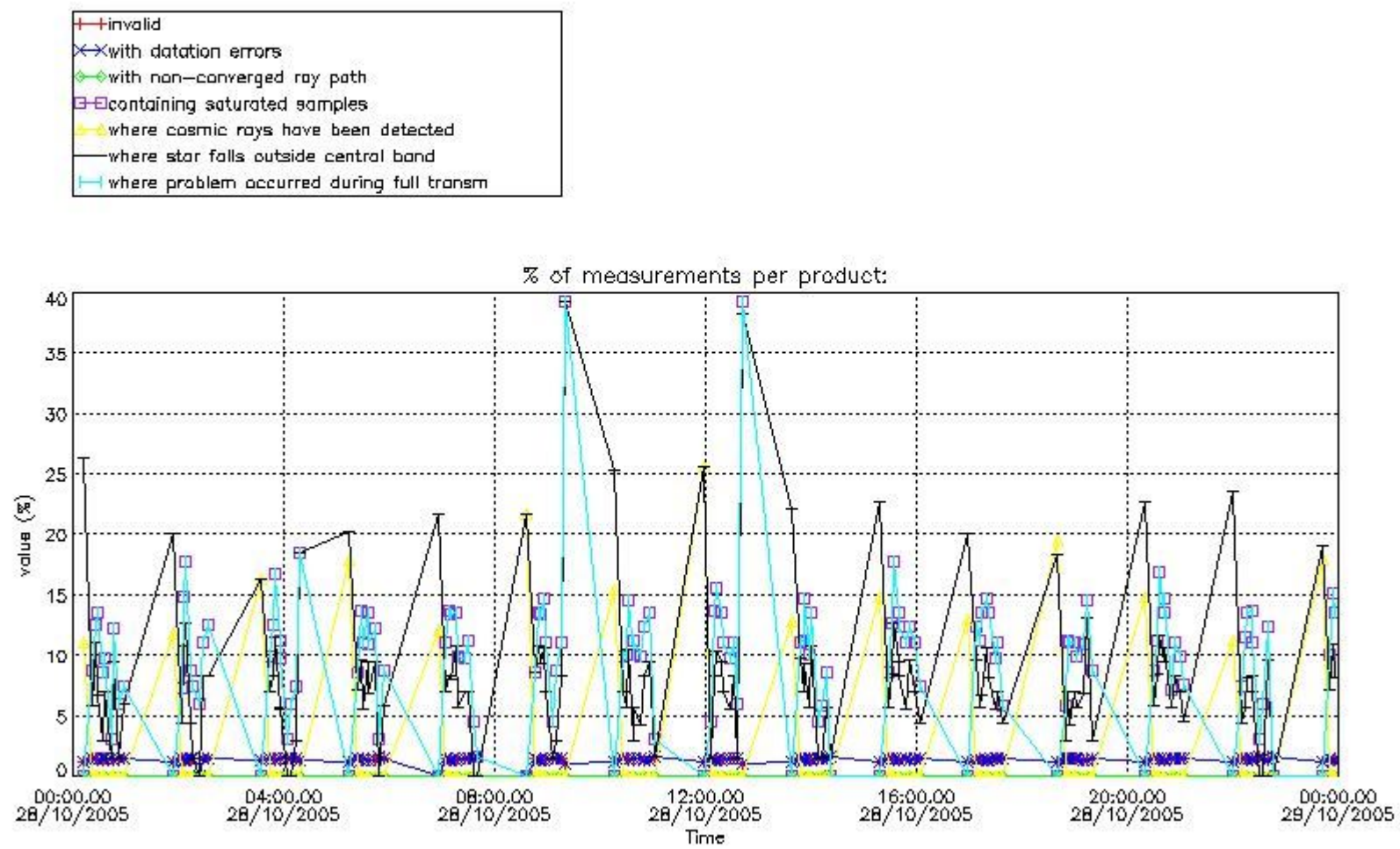
In this section it is plotted some information contained in the Quality Summary data set of the level 2 products that comes from the level 1b processing. Products without errors (error flag in the MPH set to "0") are used.

4.1 Plot quality information per product (time dependant) coming from level 1b processing

4.1.1 Plot level 1 quality information per product (time dependant): ENVISAT ASCENDING passes



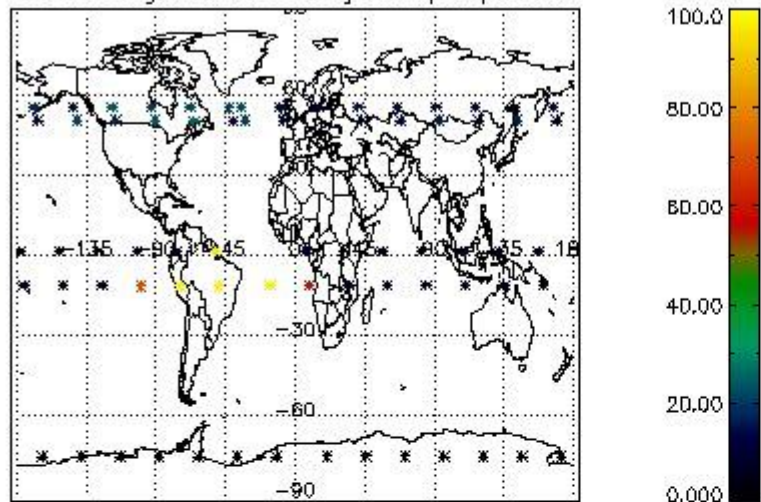
4.1.2 Plot level 1 quality information per product (time dependant): ENVI SAT DESCENDING passes



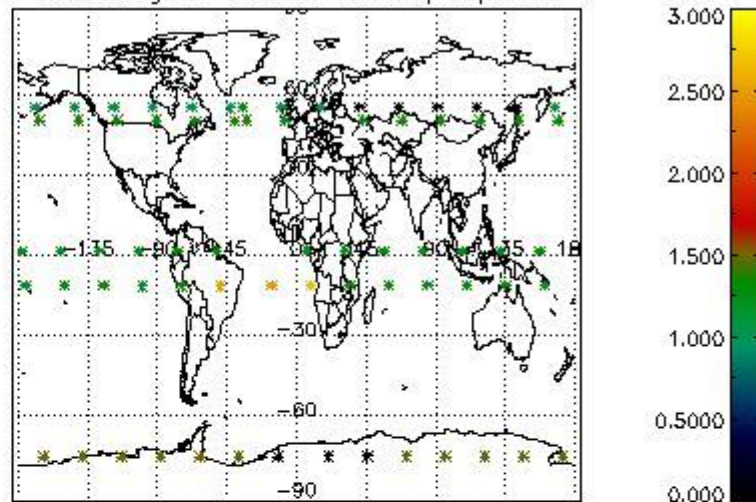
4.2 Plot quality information per product coming from level 1b processing (world map)

4.2.1 Plot level 1 quality information per product (world map): ENVISAT ASCENDING passes

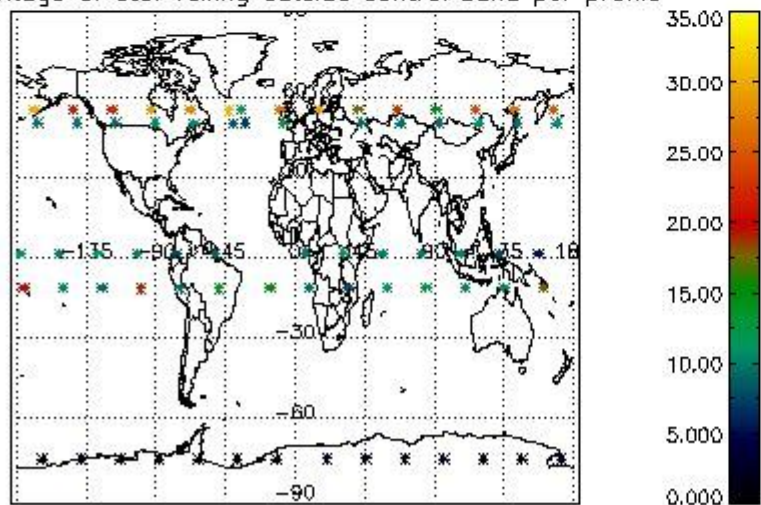
Percentage of cosmic ray hits per profile



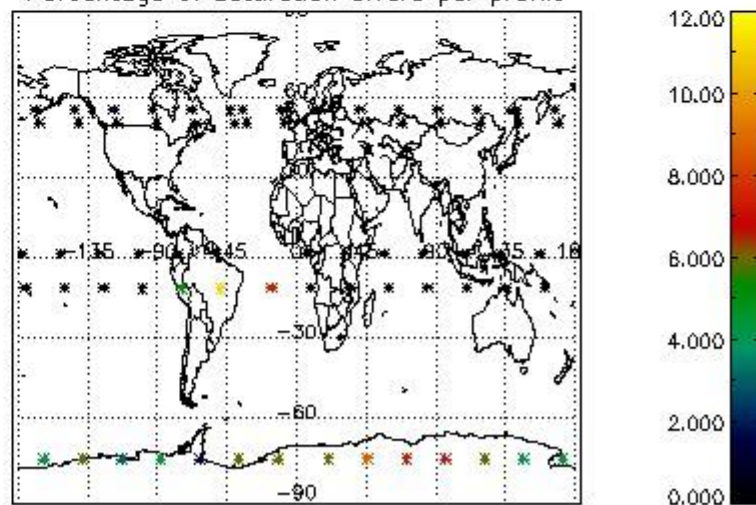
Percentage of datation errors per profile



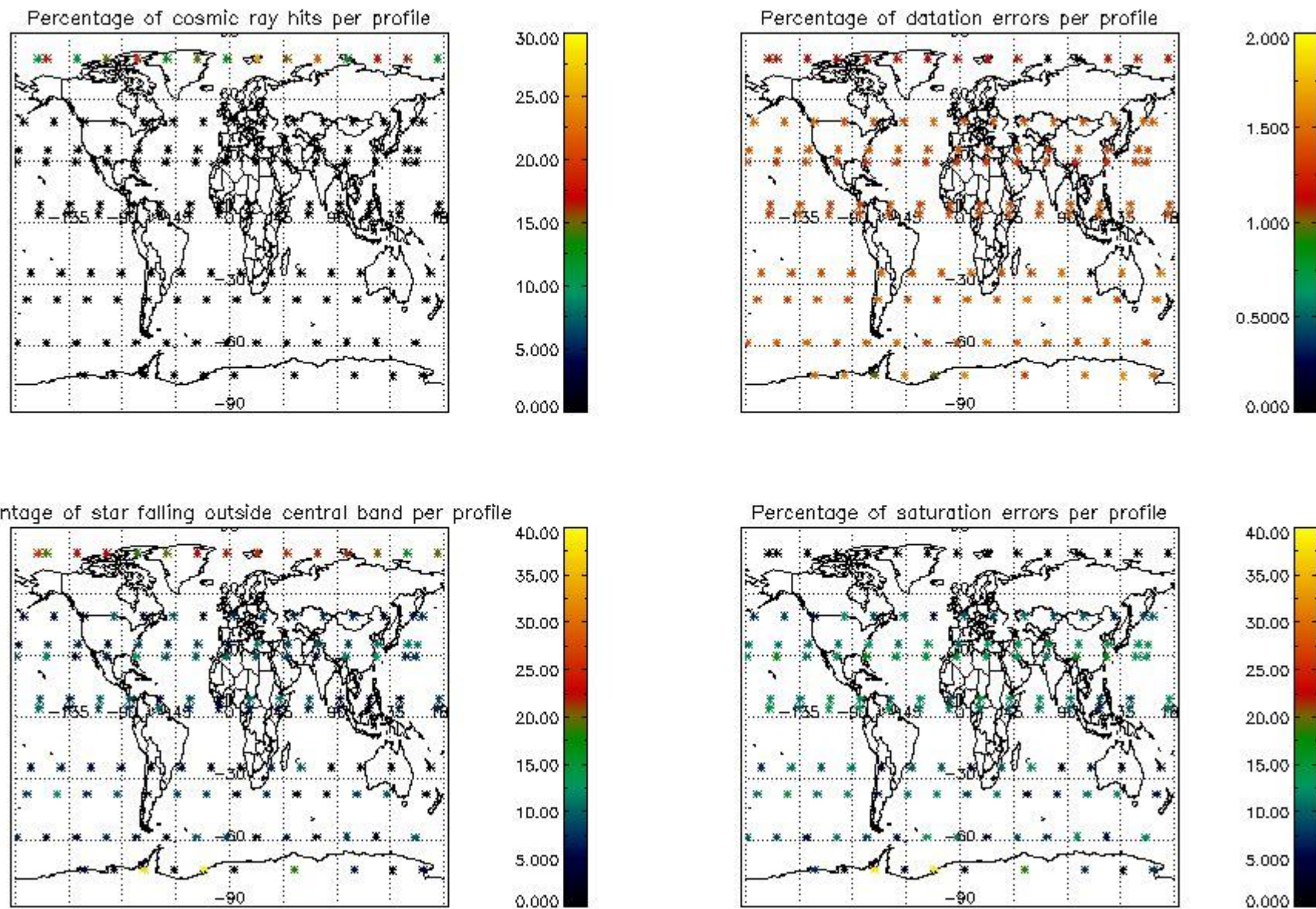
Percentage of star falling outside central band per profile



Percentage of saturation errors per profile



4.2.2 Plot level 1 quality information per product (world map): ENVISAT DESCENDING passes



5. Trace gas profiles

5.1 Ozone statistics based on quality of products

The final quality of the products can be "measured" using the STD (Standard Deviation) attached to every point profile. This information is written to the parameter GOM_NL__2P/NL_LOCAL_SPECIES_DENSITY/o3_std of the level 2 products. The table below shows the statistics for given STD ranges.

The statistics are given with respect to the overall valid production:

- Products without fatal errors: GOM_NL__2P/MPH/PRODUCT_ERR=0
- Valid point profile: GOM_NL__2P/NL_LOCAL_SPECIES_DENSITY/pcd(0)=0

The 'Criteria' is applied to valid points of dark limb products:

- Products in dark limb illumination condition: GOM_NL__2P/NL_SUMMARY_QUALITY/obs_ill_cond=0
- Products without fatal errors: GOM_NL__2P/MPH/PRODUCT_ERR=0
- Valid point profile: GOM_NL__2P/NL_LOCAL_SPECIES_DENSITY/pcd(0)=0

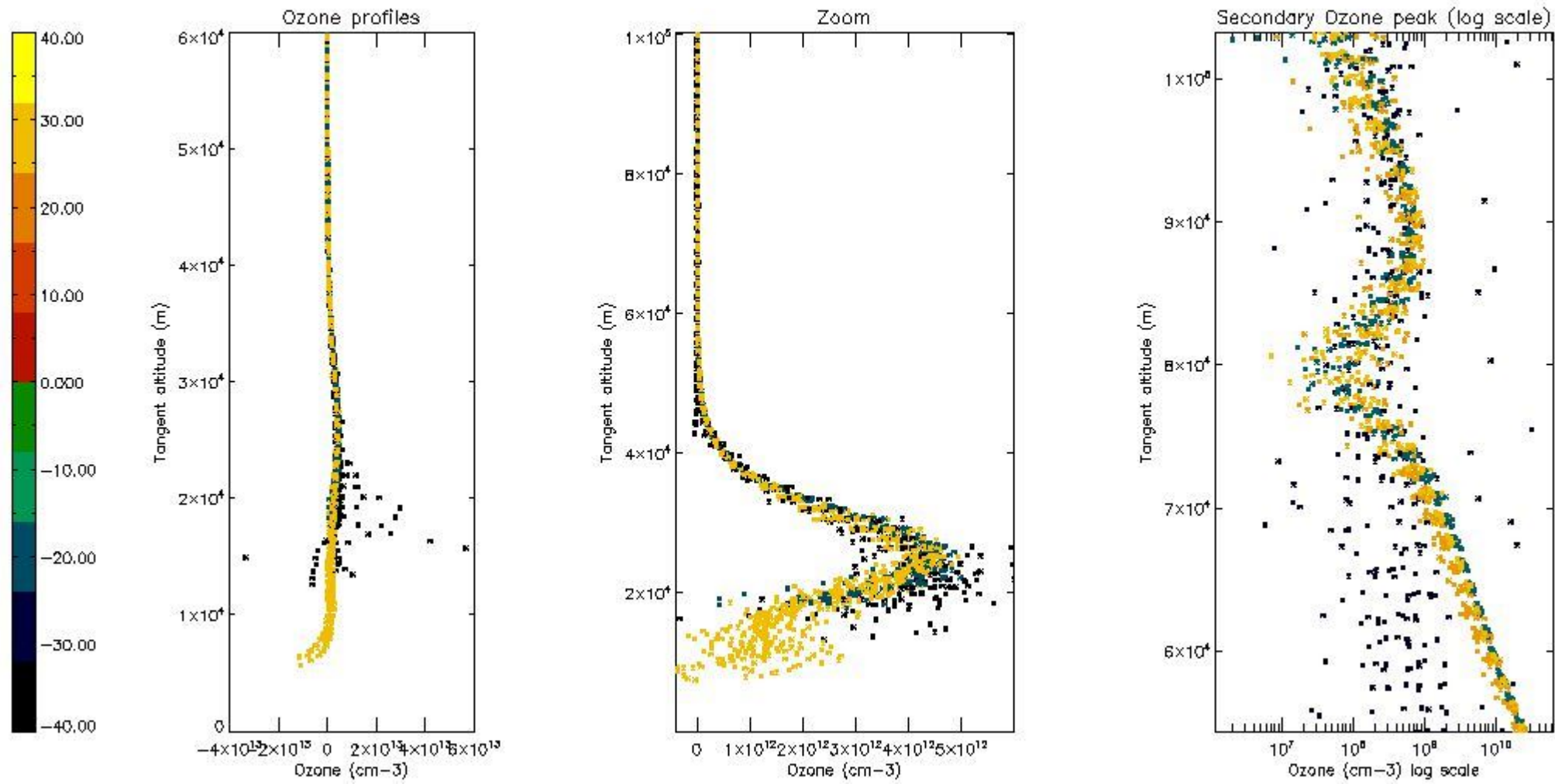
So, the table below shows the percentage of dark limb and valid observations for each criteria with respect to the overall valid daily observations.

Criteria	% of total production
All STD	30
STD < 20	17

STD < 10	13
STD < 5	9

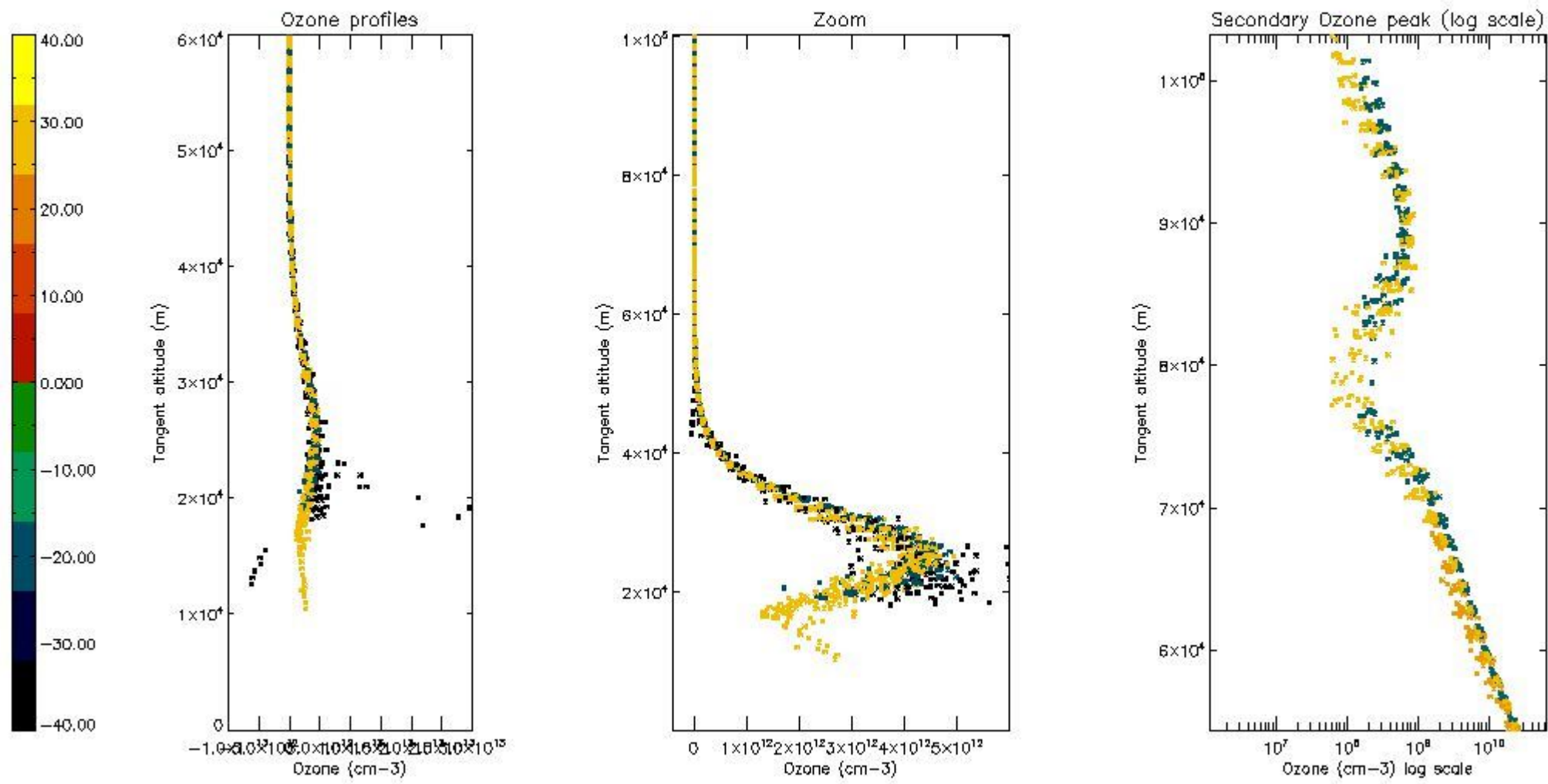
5.2 Plot ozone profiles for all STD (dark without errors)

The colorbar represents the latitude.



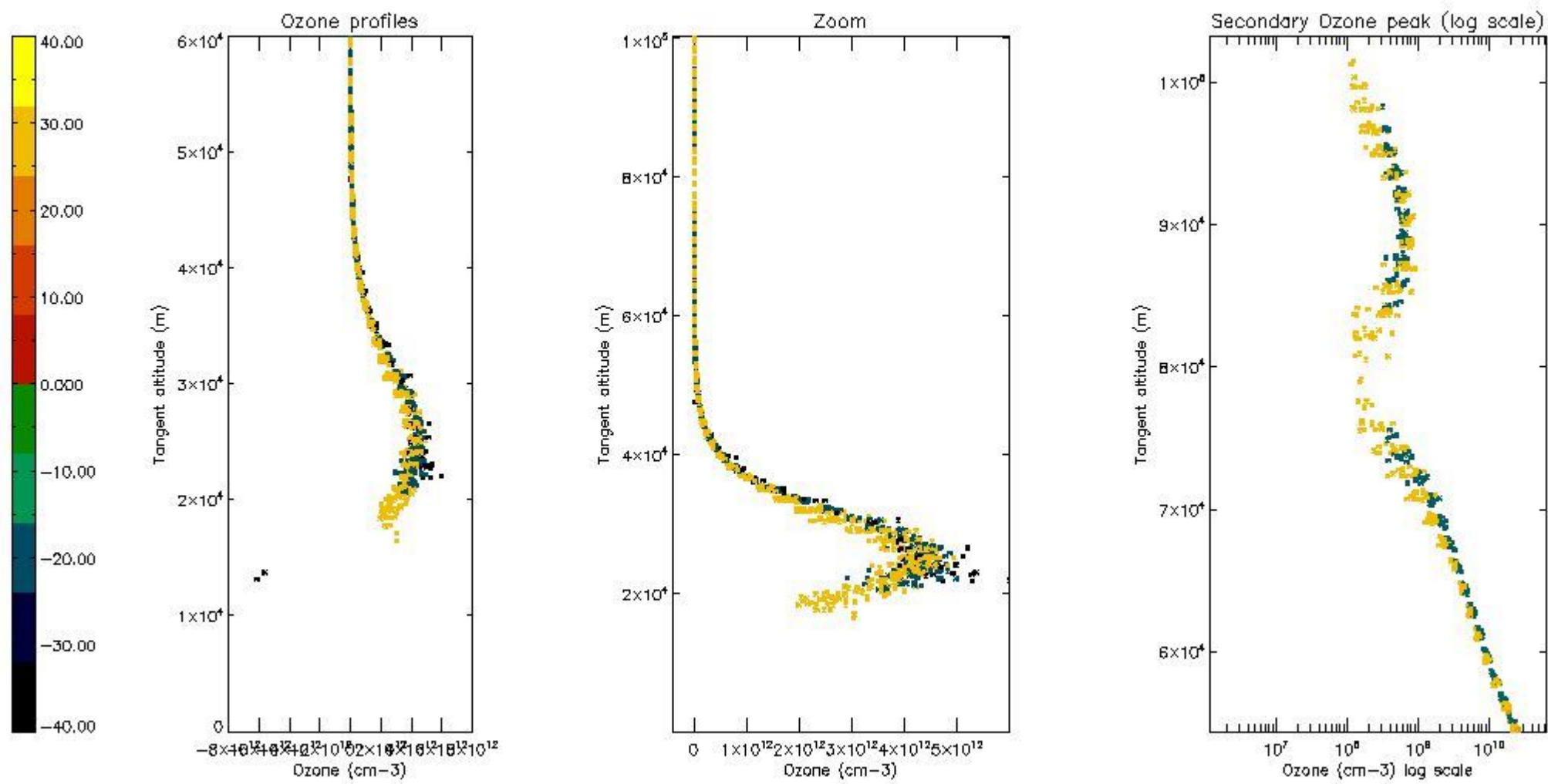
5.3 Plot ozone profiles where STD < 20% (dark without errors)

The colorbar represents the latitude.



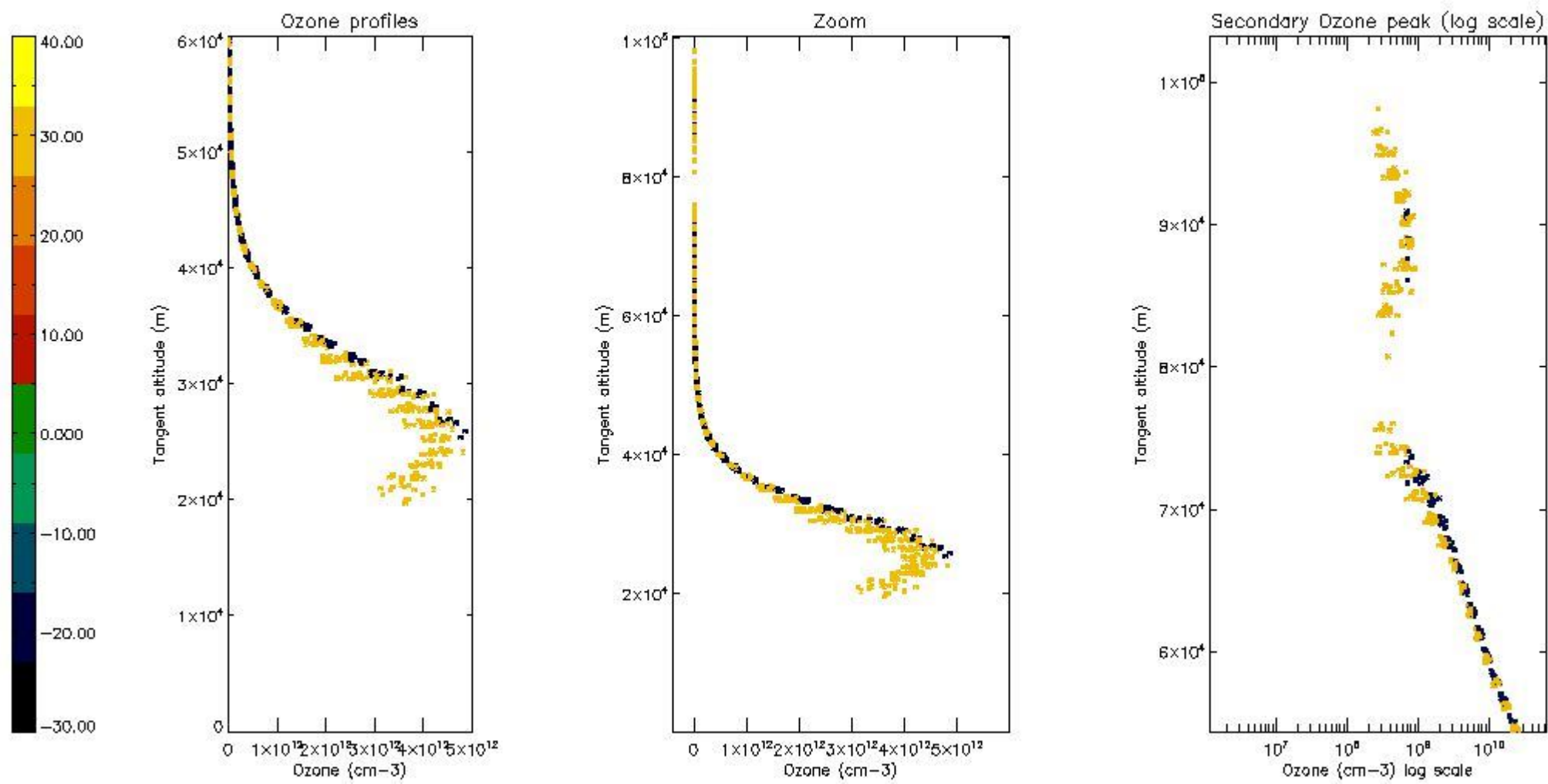
5.4 Plot ozone profiles where STD < 10% (dark without errors)

The colorbar represents the latitude.



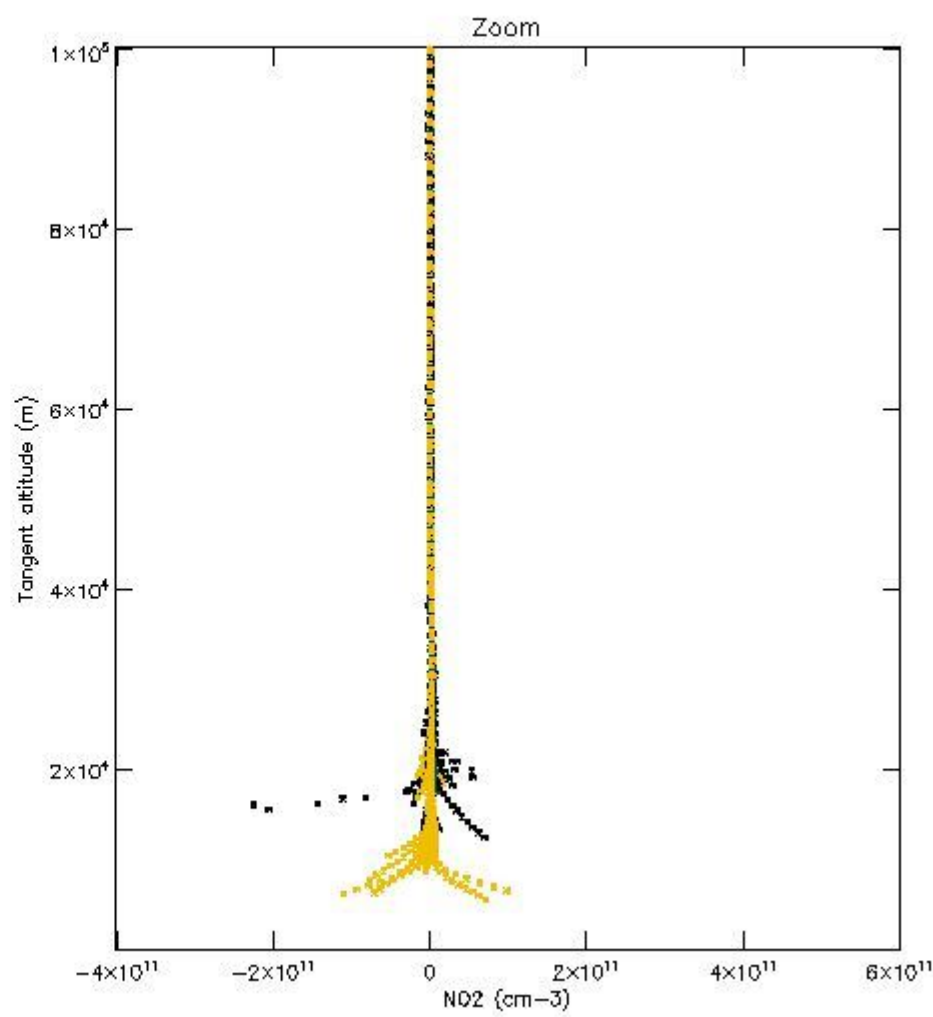
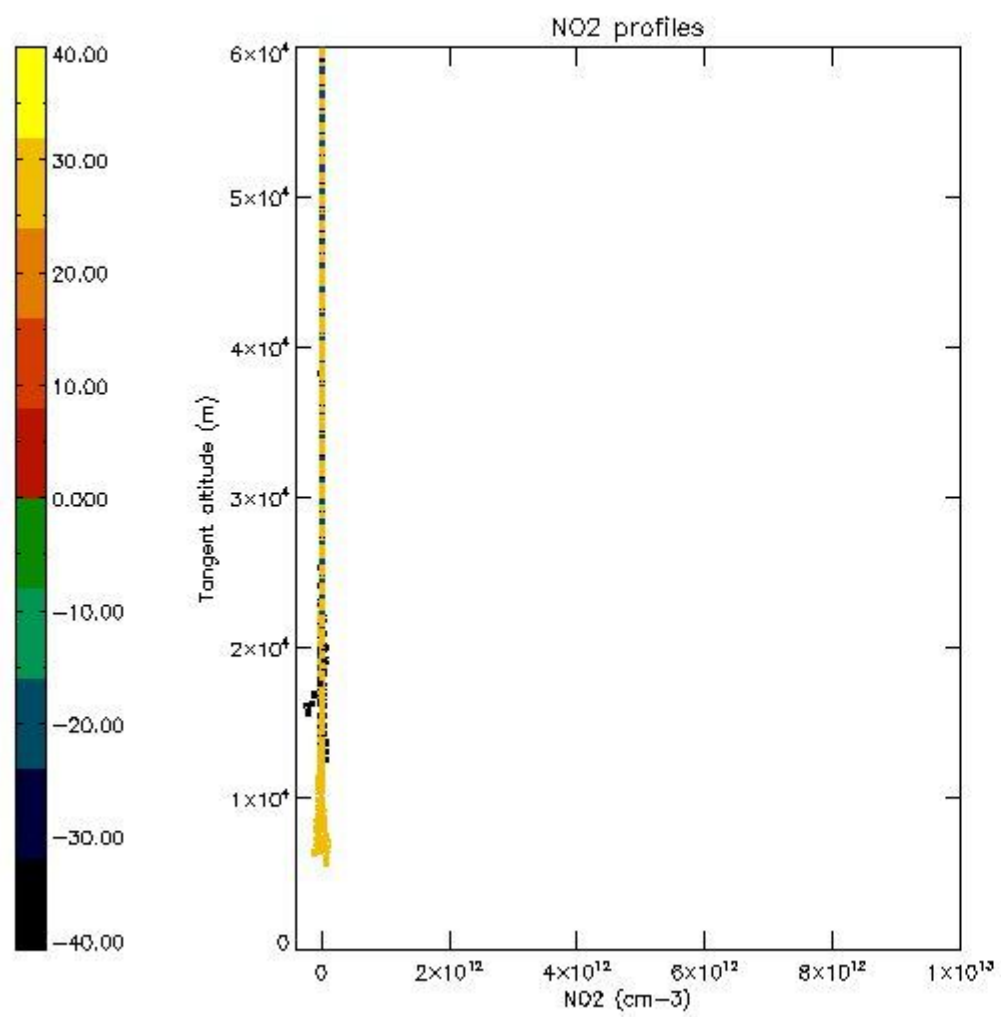
5.5 Plot ozone profiles where STD < 5% (dark without errors)

The colorbar represents the latitude.



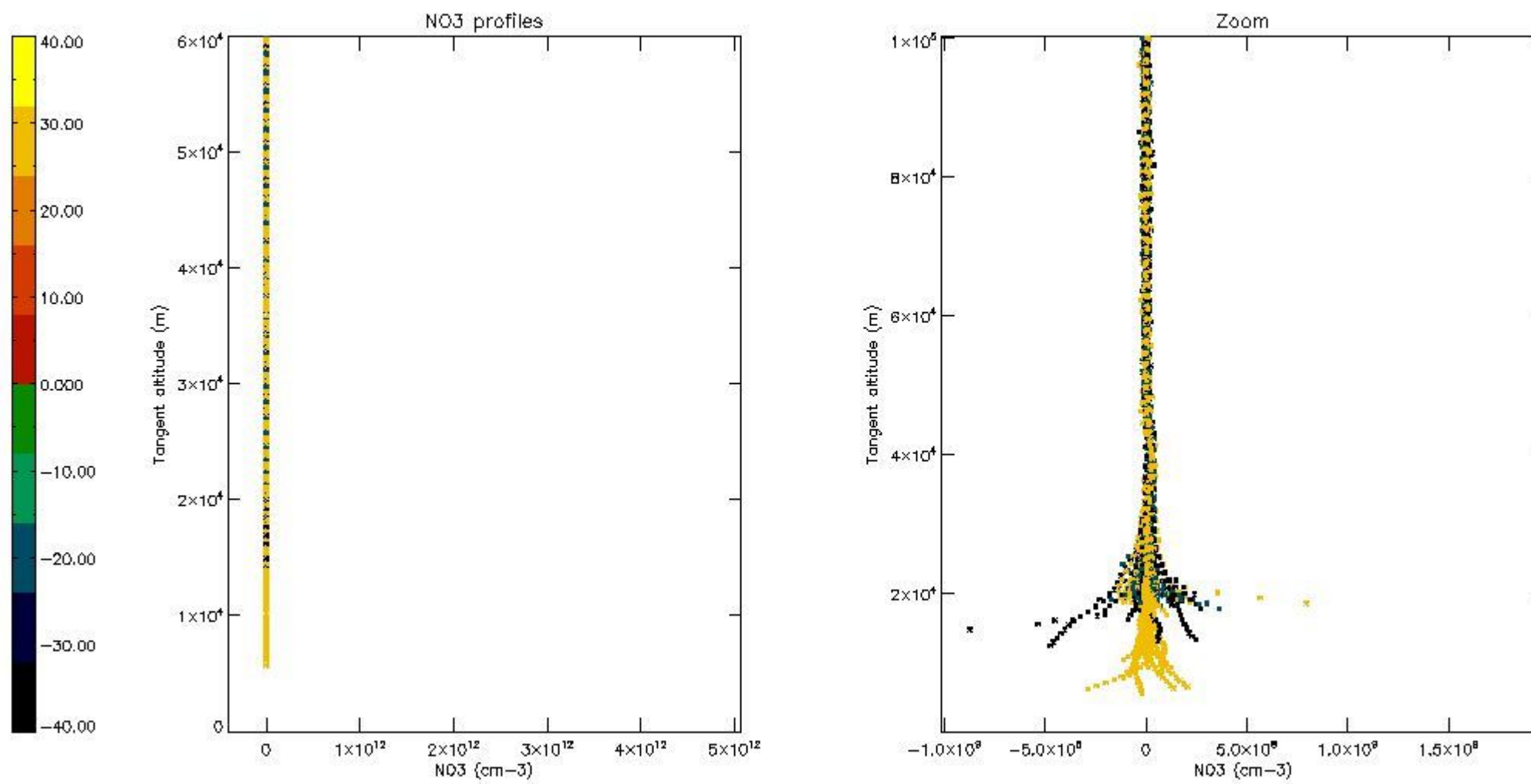
5.6 Plot NO₂ profiles for all STD (dark without errors)

The colorbar represents the latitude.



5.7 Plot NO3 profiles for all STD (dark without errors)

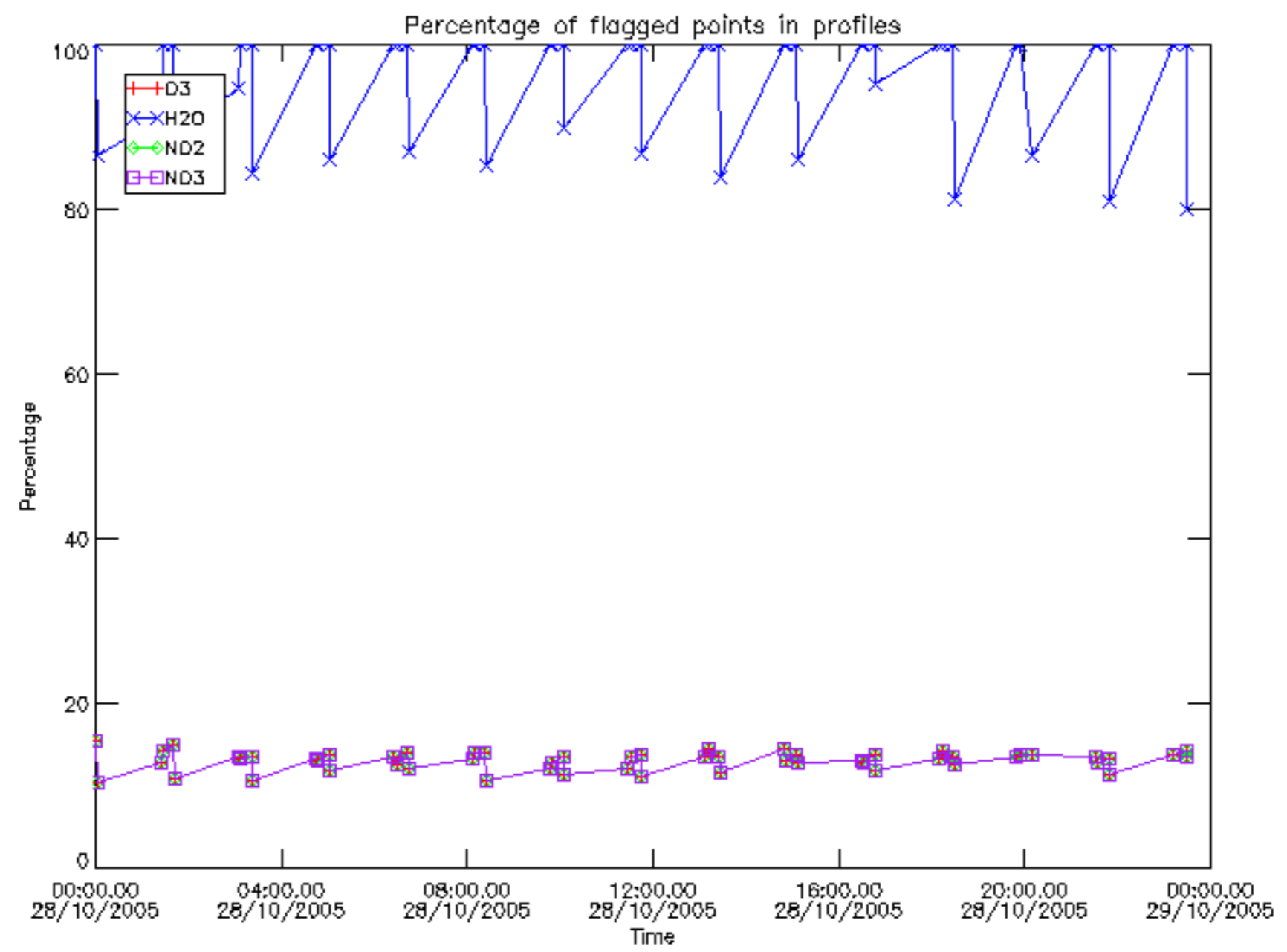
The colorbar represents the latitude.



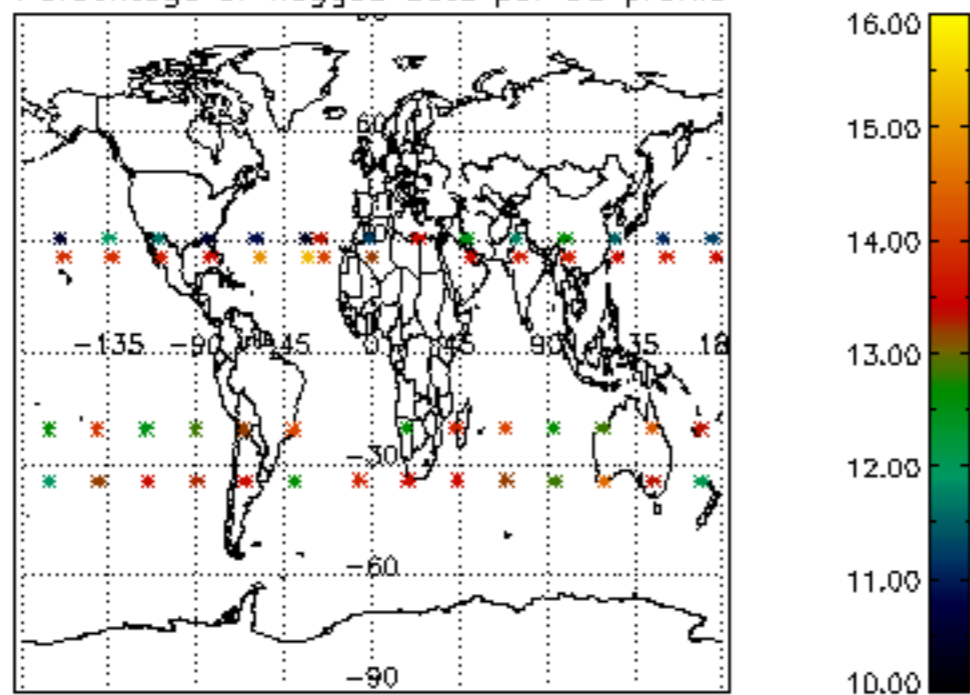
6. Auxiliary Data Files used for the production reported in section 2

The number reported in the third column indicates since which file (see list in section 2) the corresponding auxiliary file has been used. The fourth column is the date of those product files.

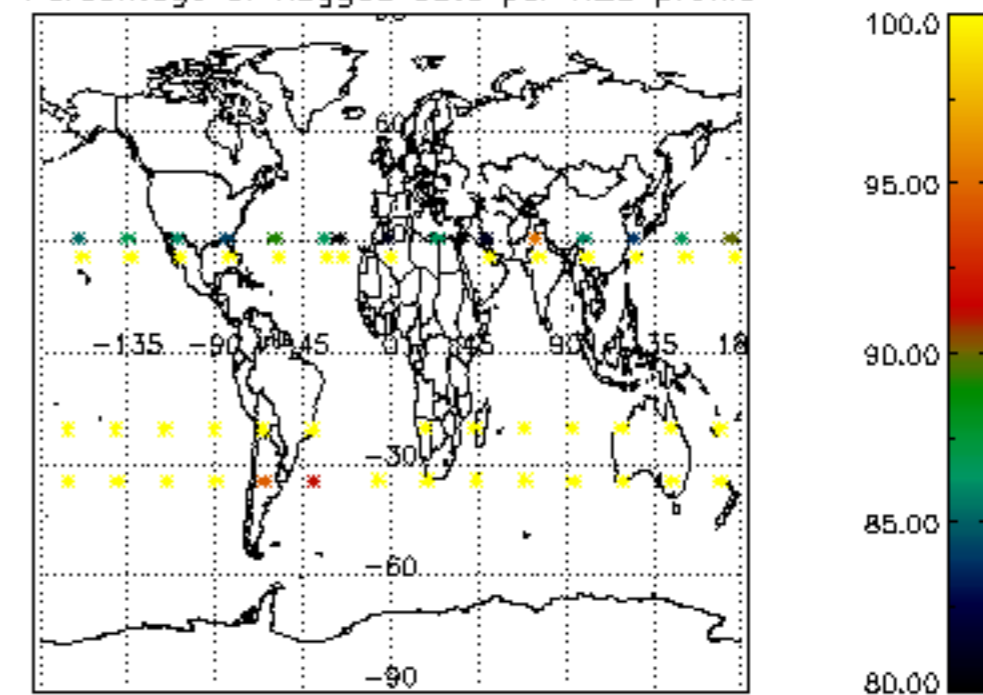
Type	Auxiliary Filename	Used since product	Used since product date
INST_PHYS_CHARACTERISTICS	GOM_INS_AXVIEC20091111_143220_20030716_120000_20500101_000000	1	28-OCT-2005 00:00:12
LEVEL-2_PROC_CONFIG	GOM_PR2_AXVIEC20091111_152718_20020301_000000_20500101_000000	1	28-OCT-2005 00:00:12
CROSS_SECTIONS_FILE	GOM_CRS_AXVIEC20091111_154832_20020301_000000_20500101_000000	1	28-OCT-2005 00:00:12



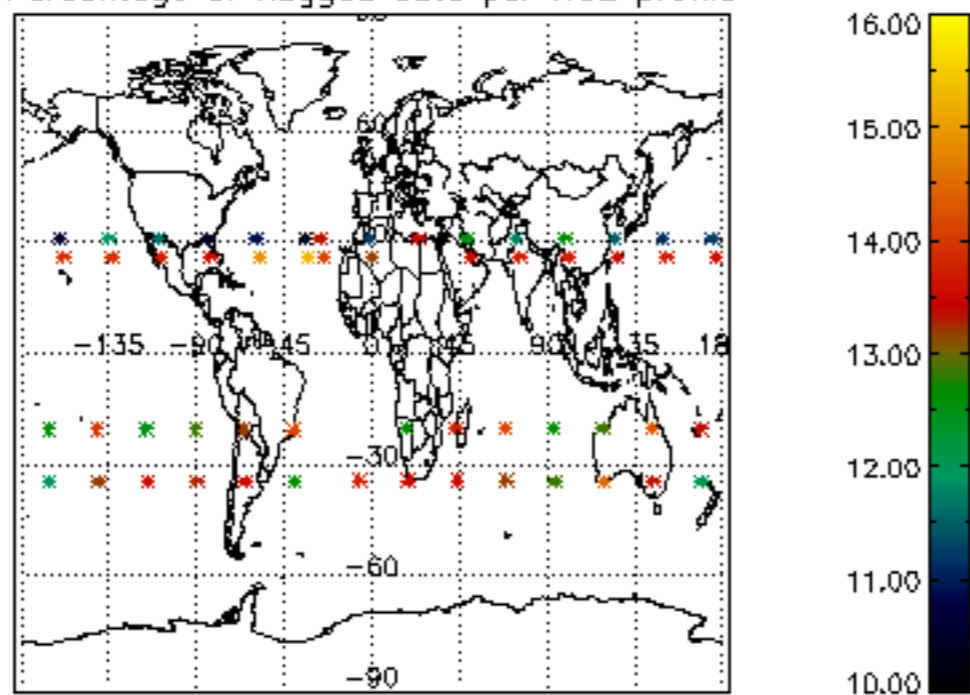
Percentage of flagged data per D3 profile



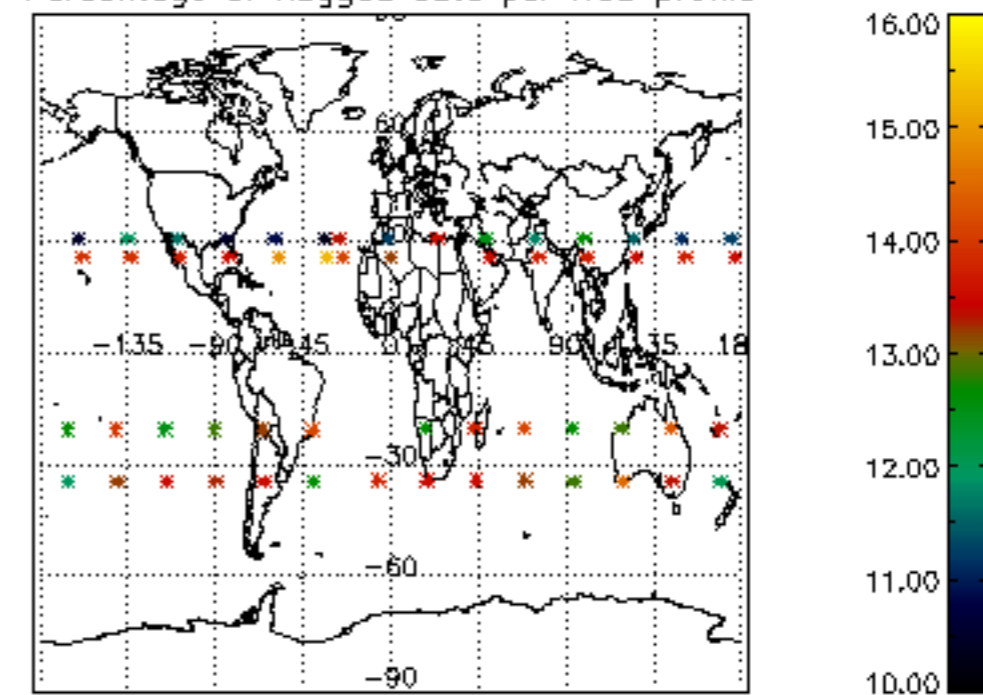
Percentage of flagged data per H2O profile

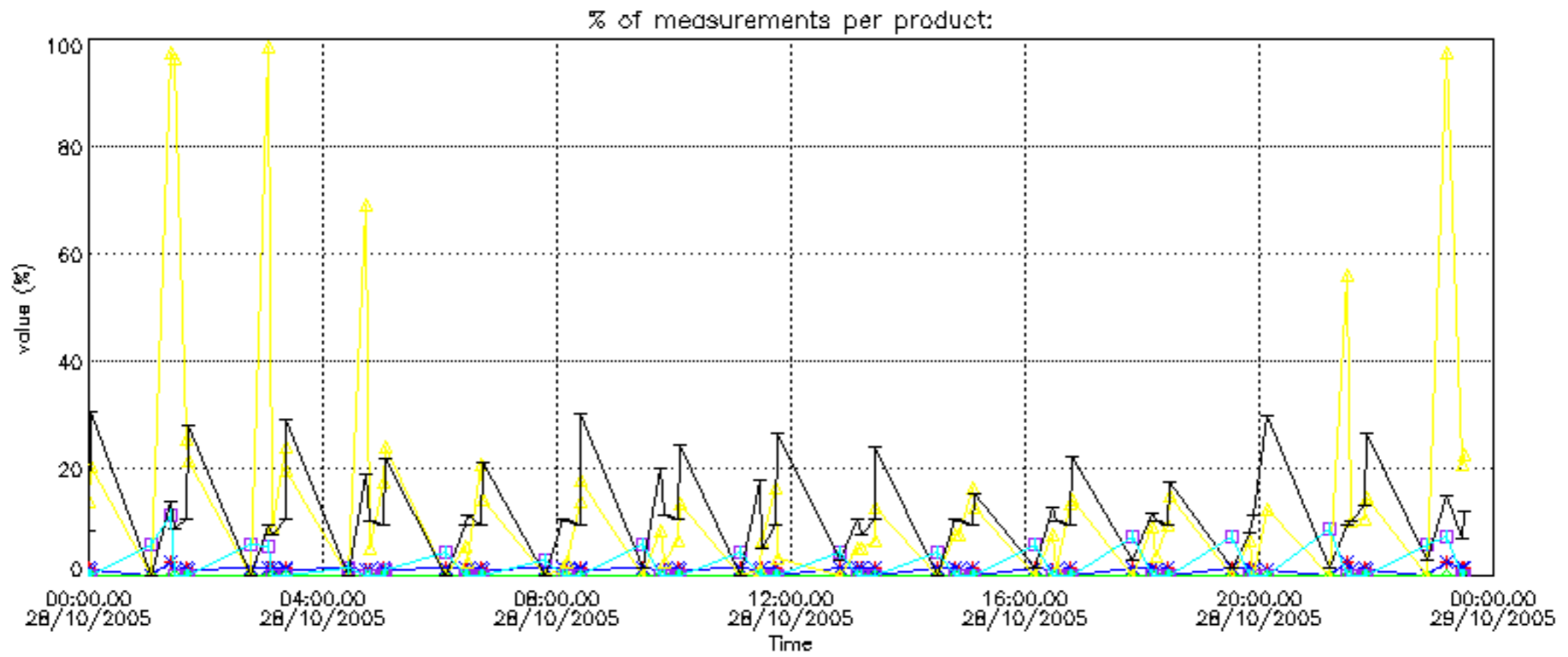


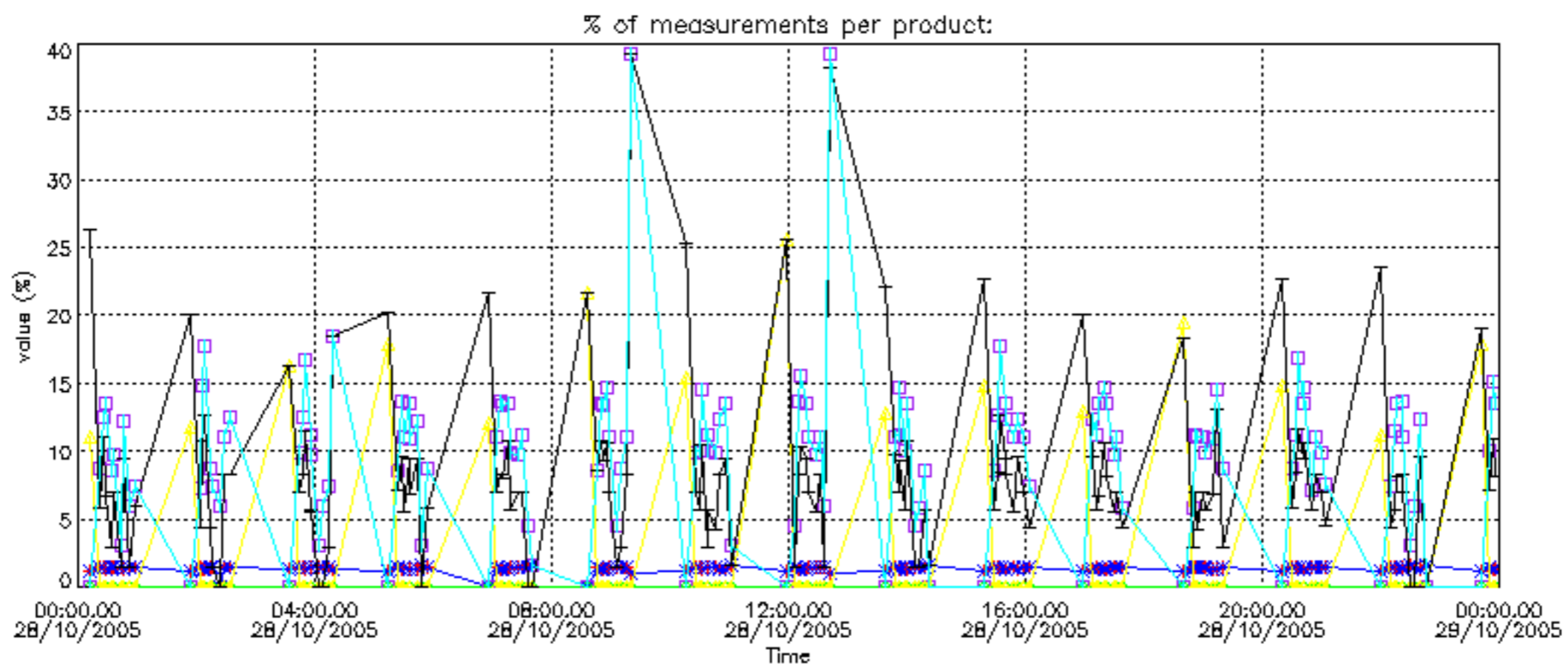
Percentage of flagged data per NO2 profile



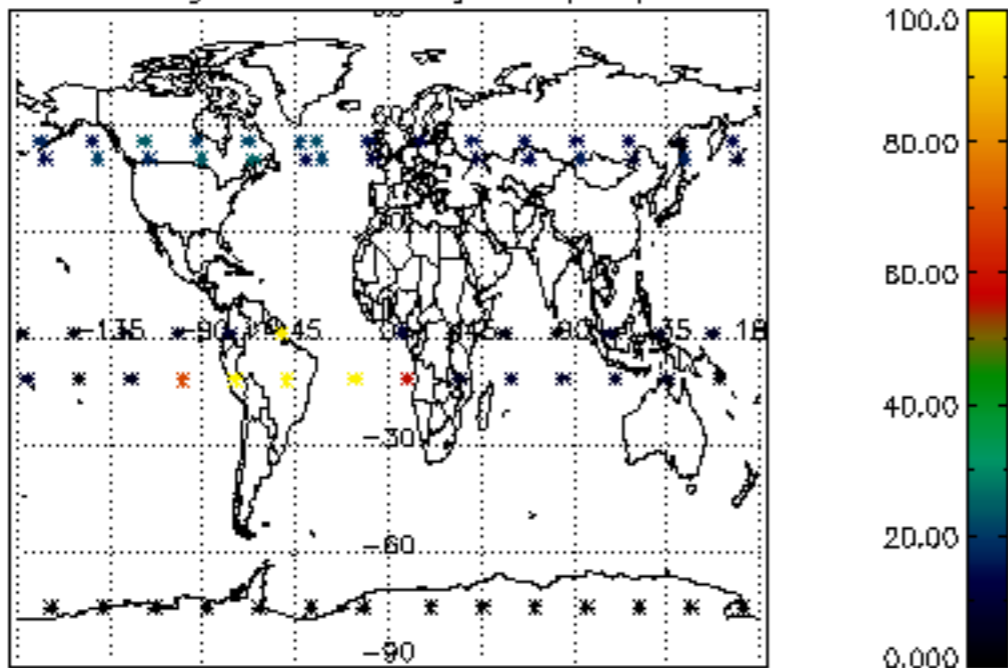
Percentage of flagged data per NO3 profile



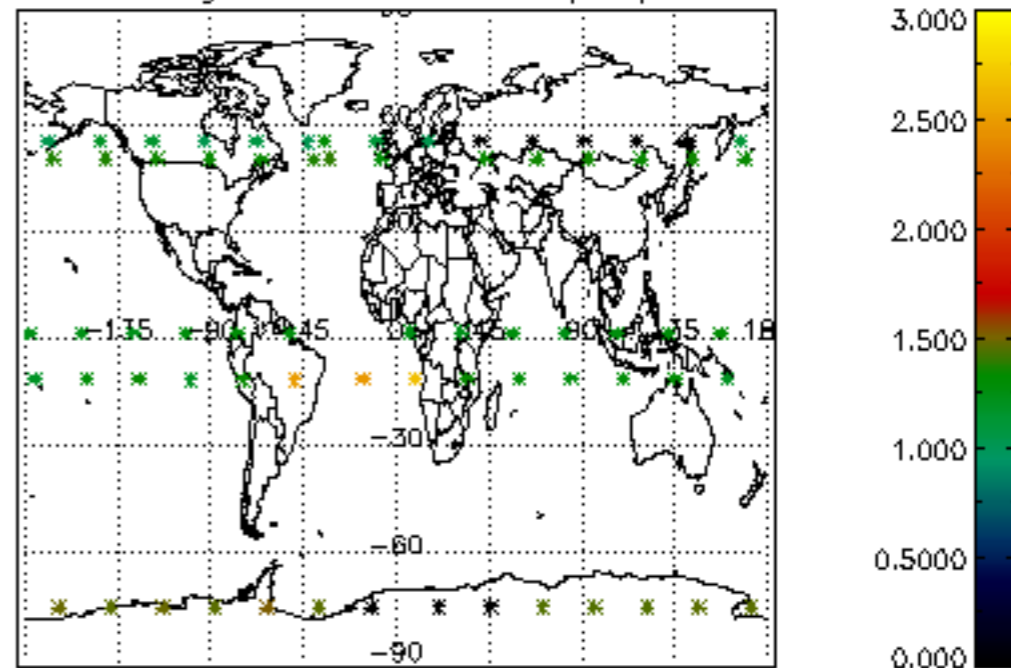




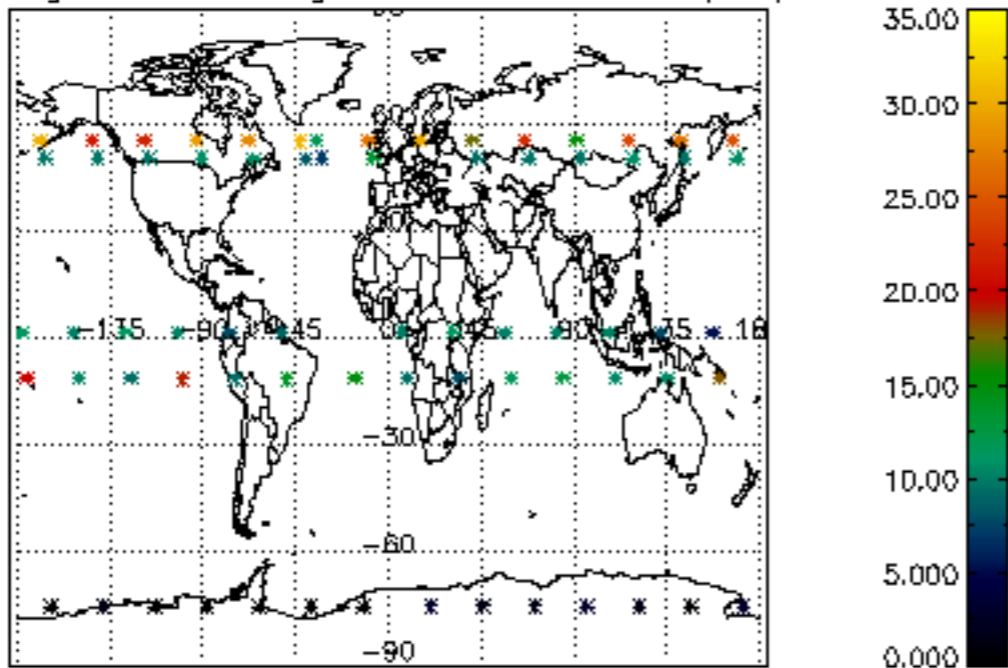
Percentage of cosmic ray hits per profile



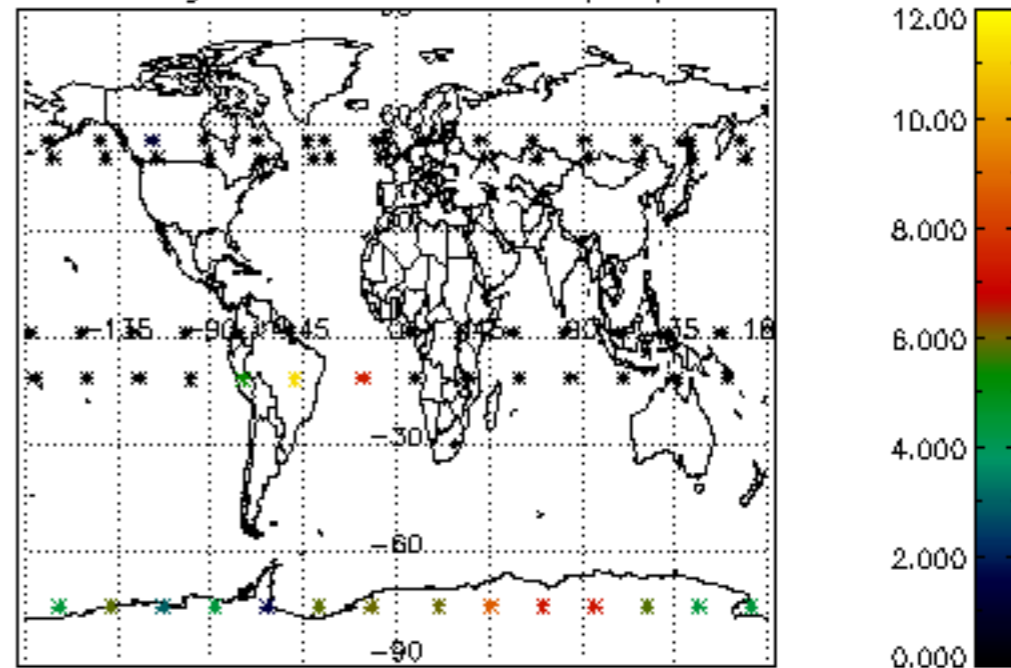
Percentage of datation errors per profile



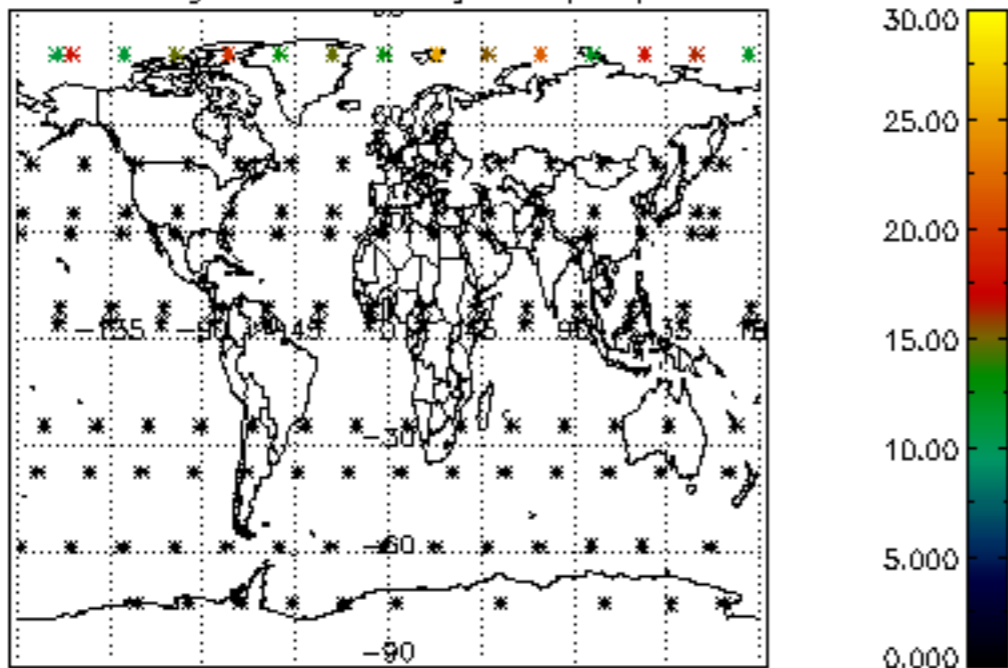
Percentage of star falling outside central band per profile



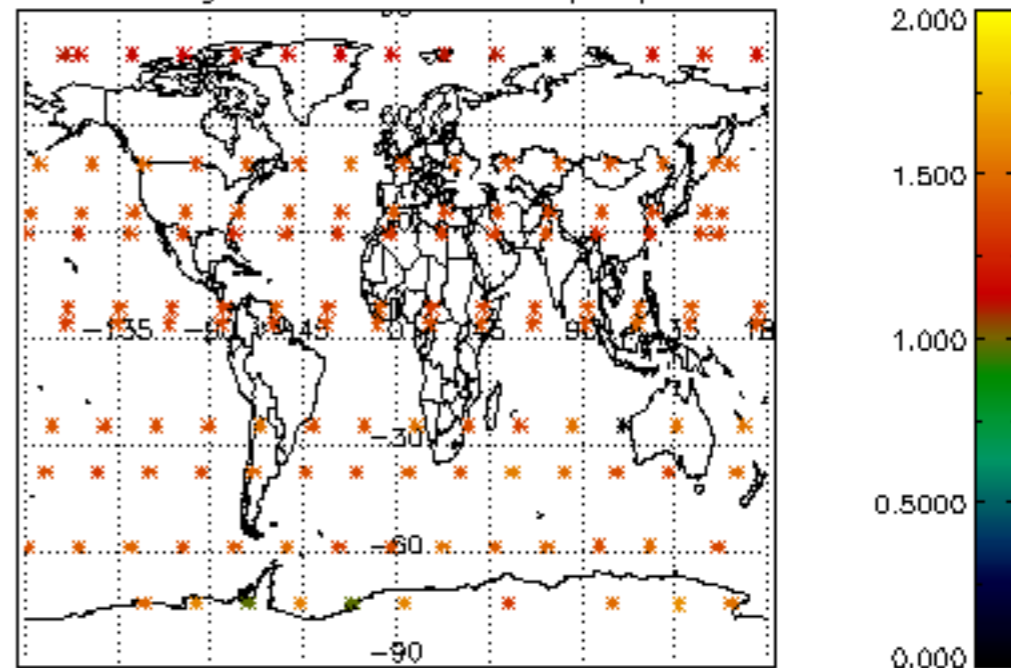
Percentage of saturation errors per profile



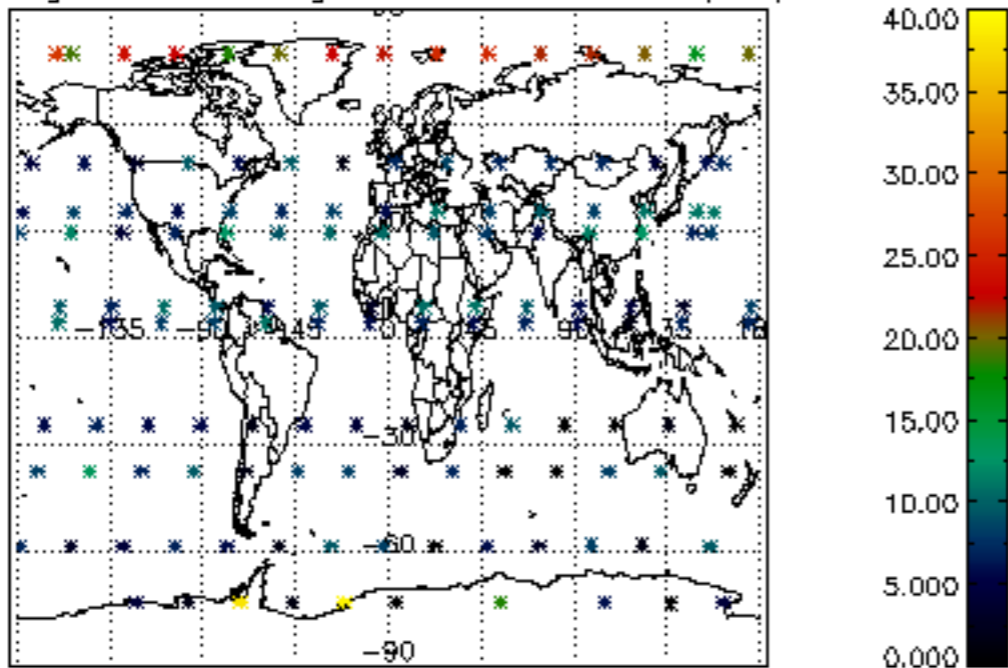
Percentage of cosmic ray hits per profile



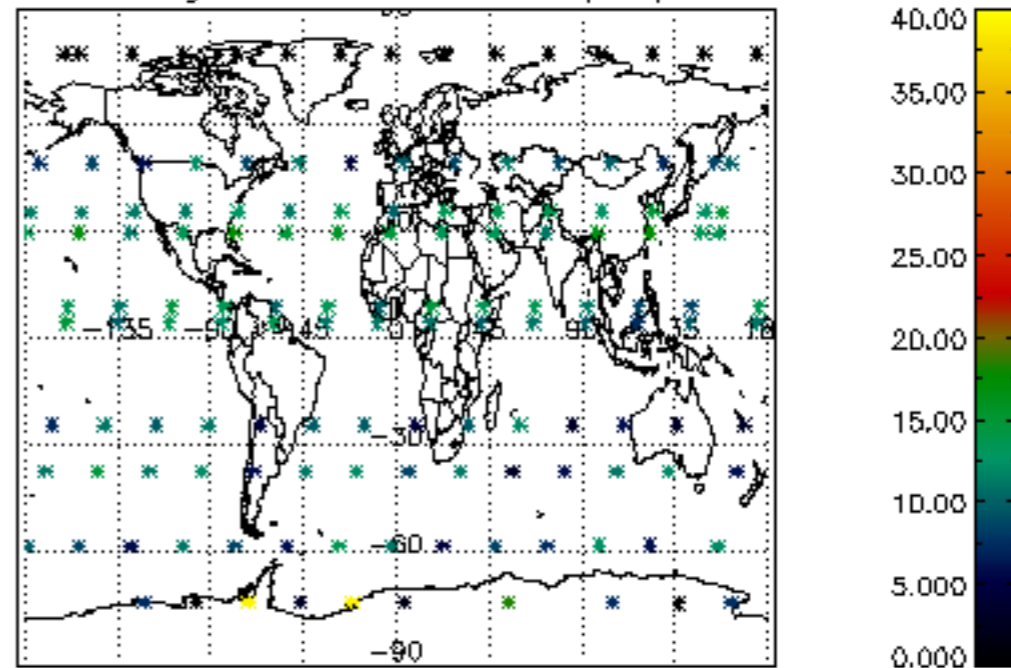
Percentage of datation errors per profile

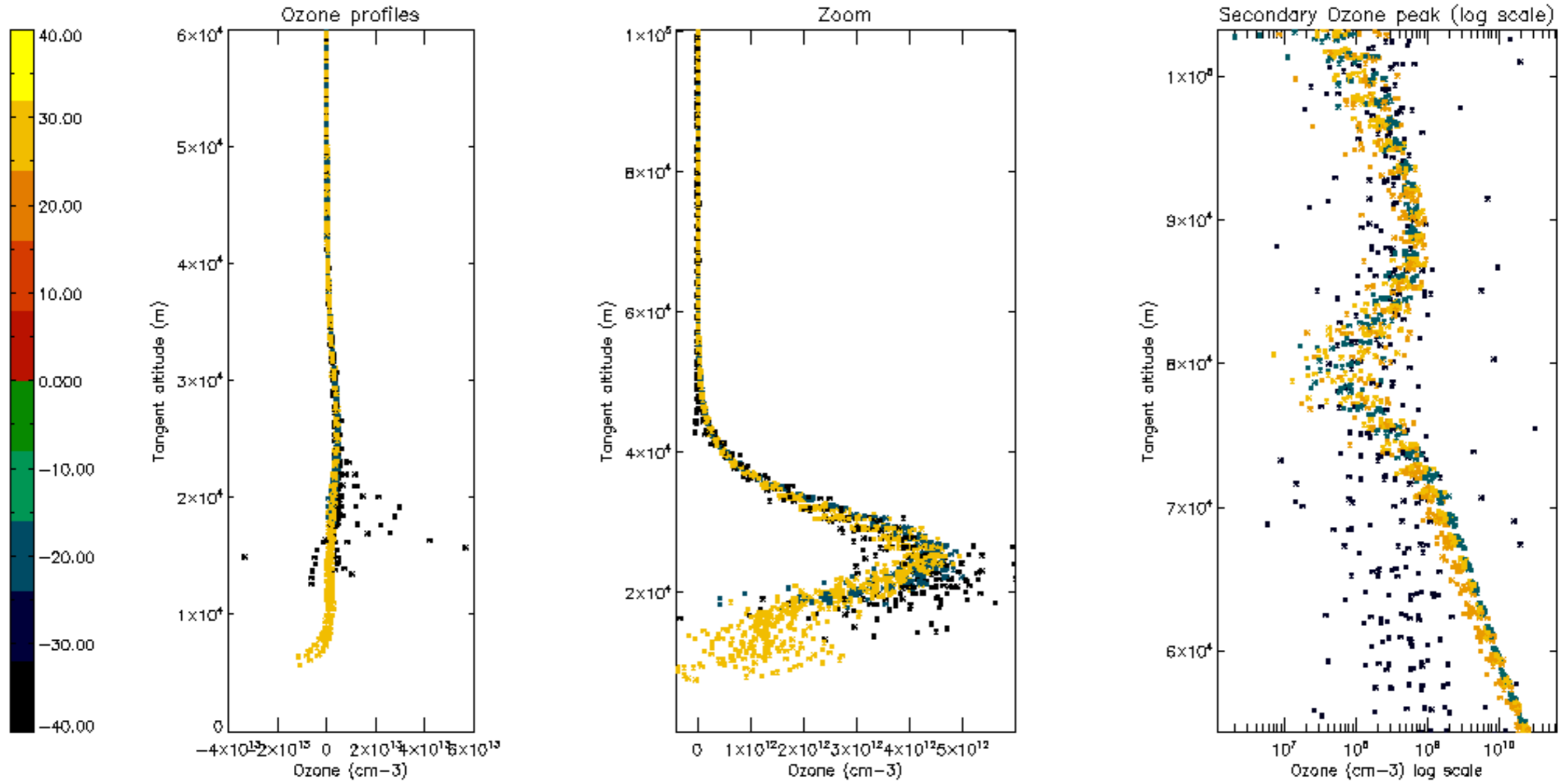


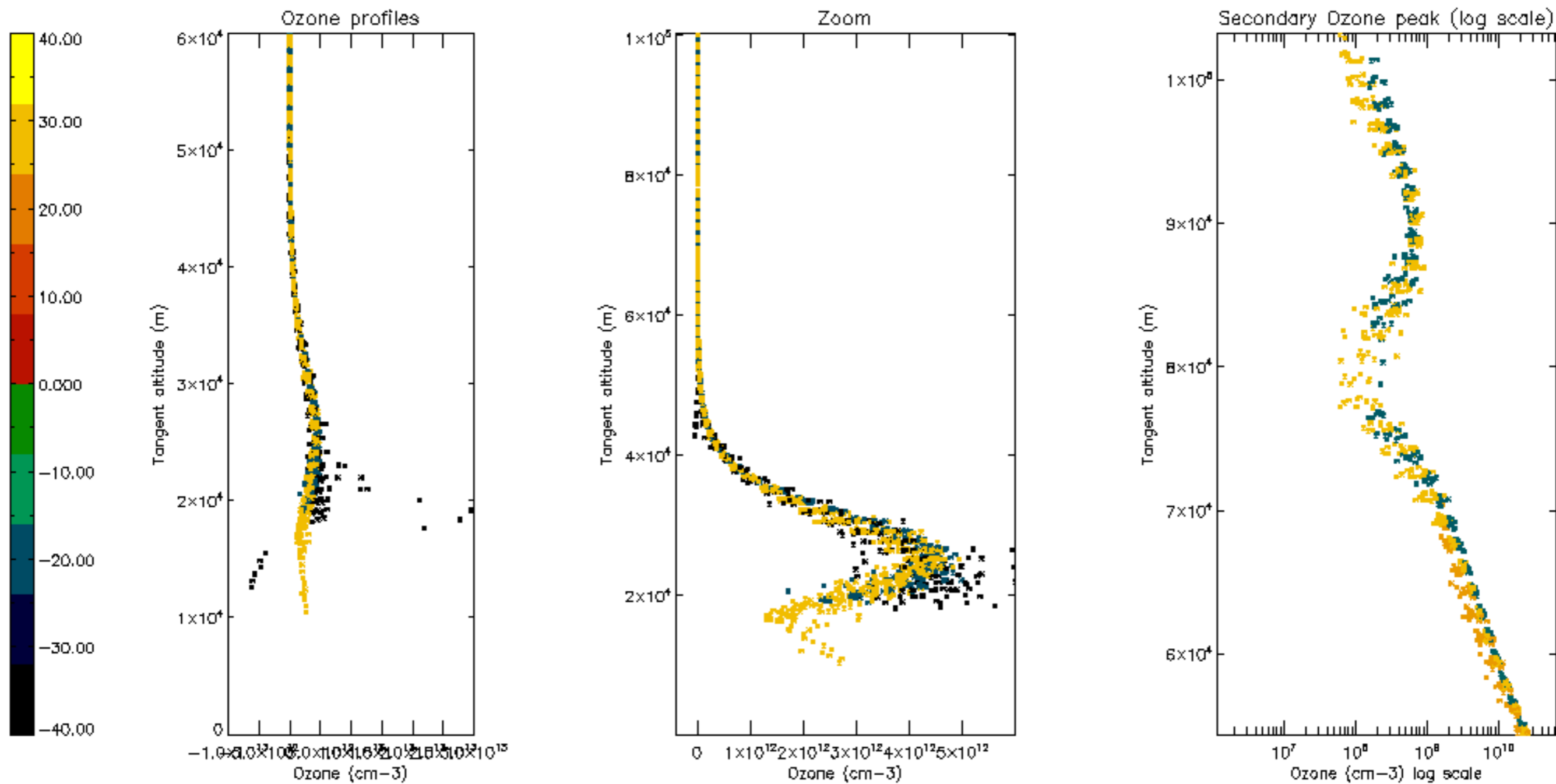
Percentage of star falling outside central band per profile

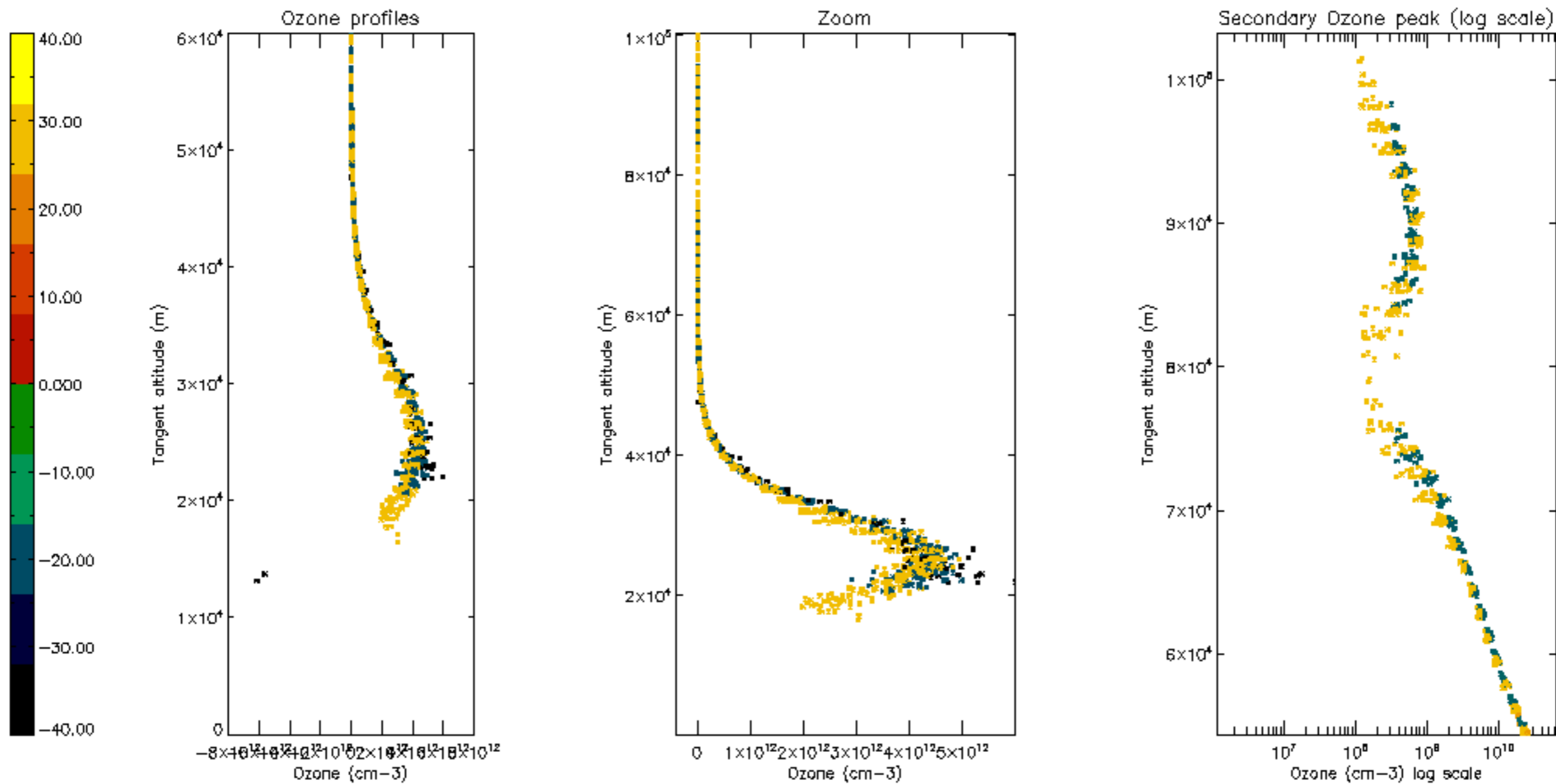


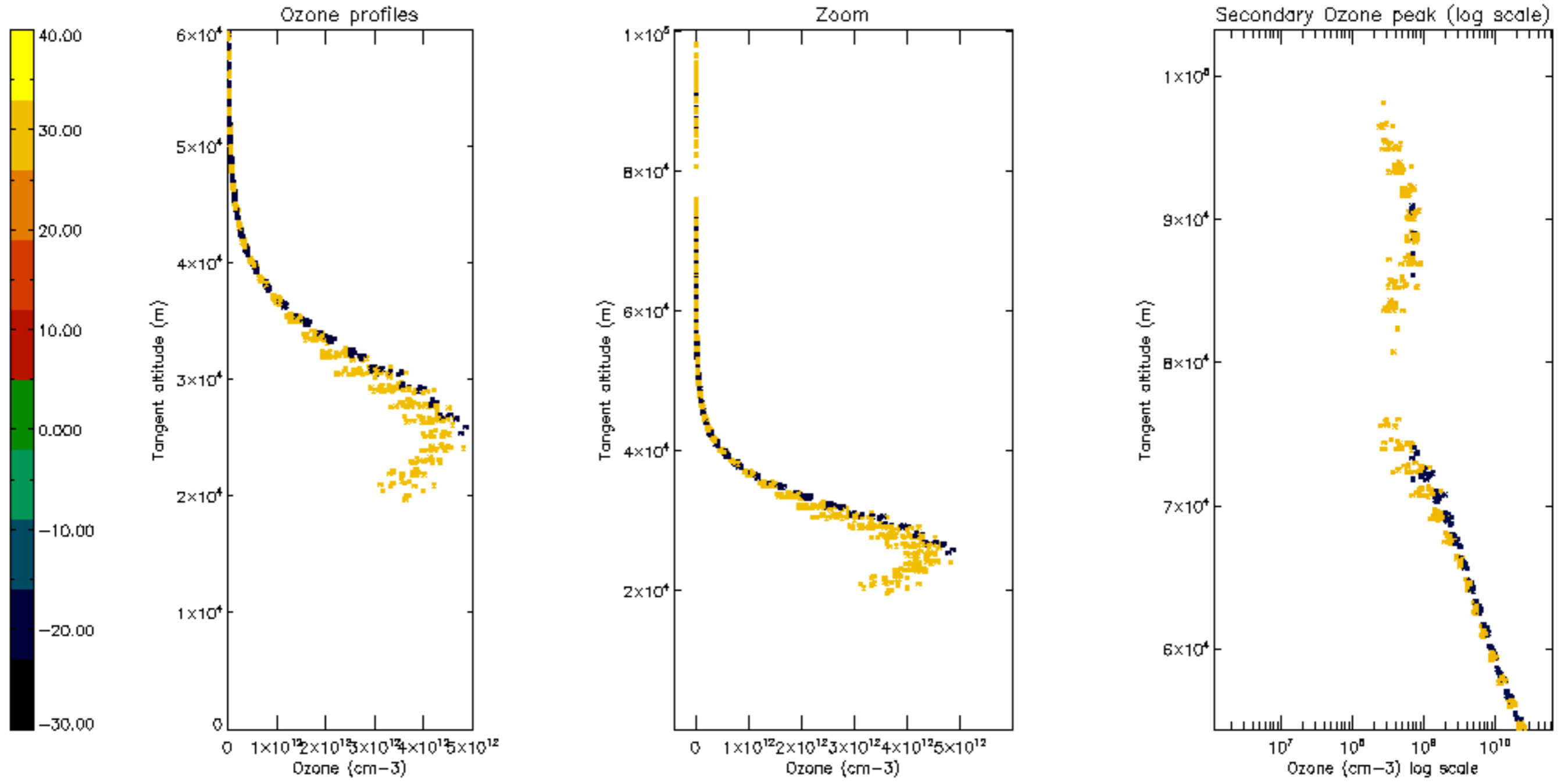
Percentage of saturation errors per profile

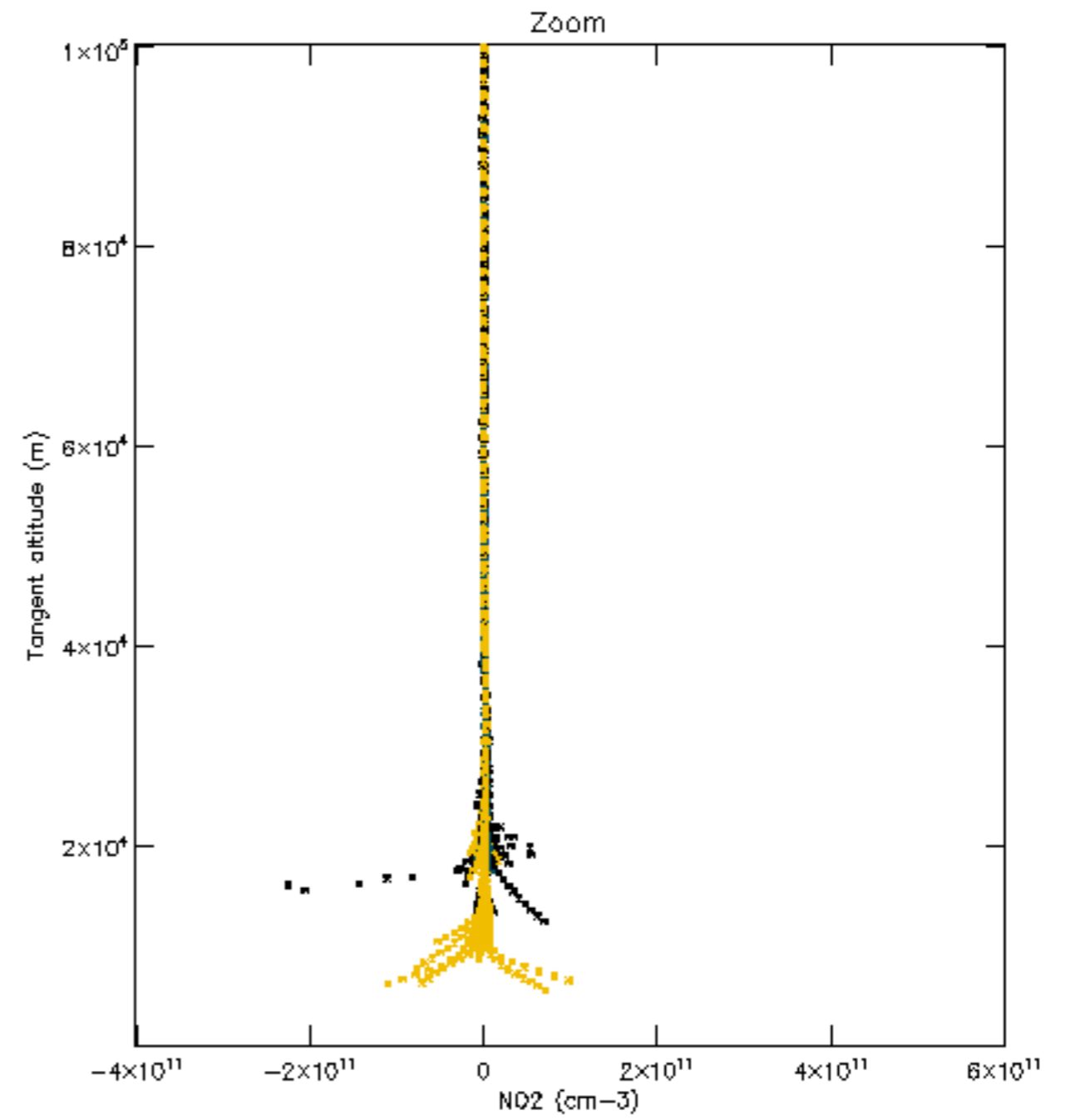
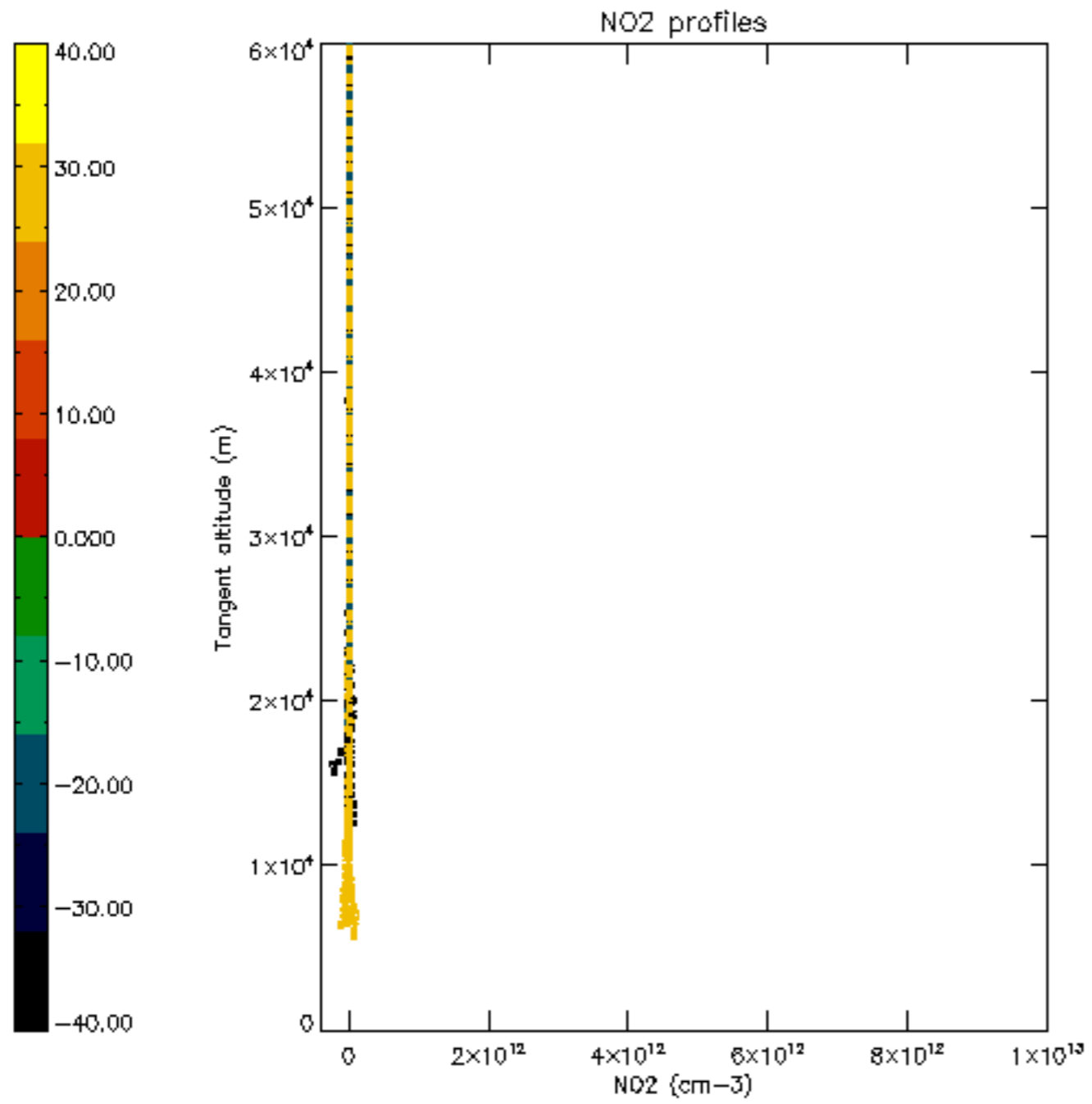


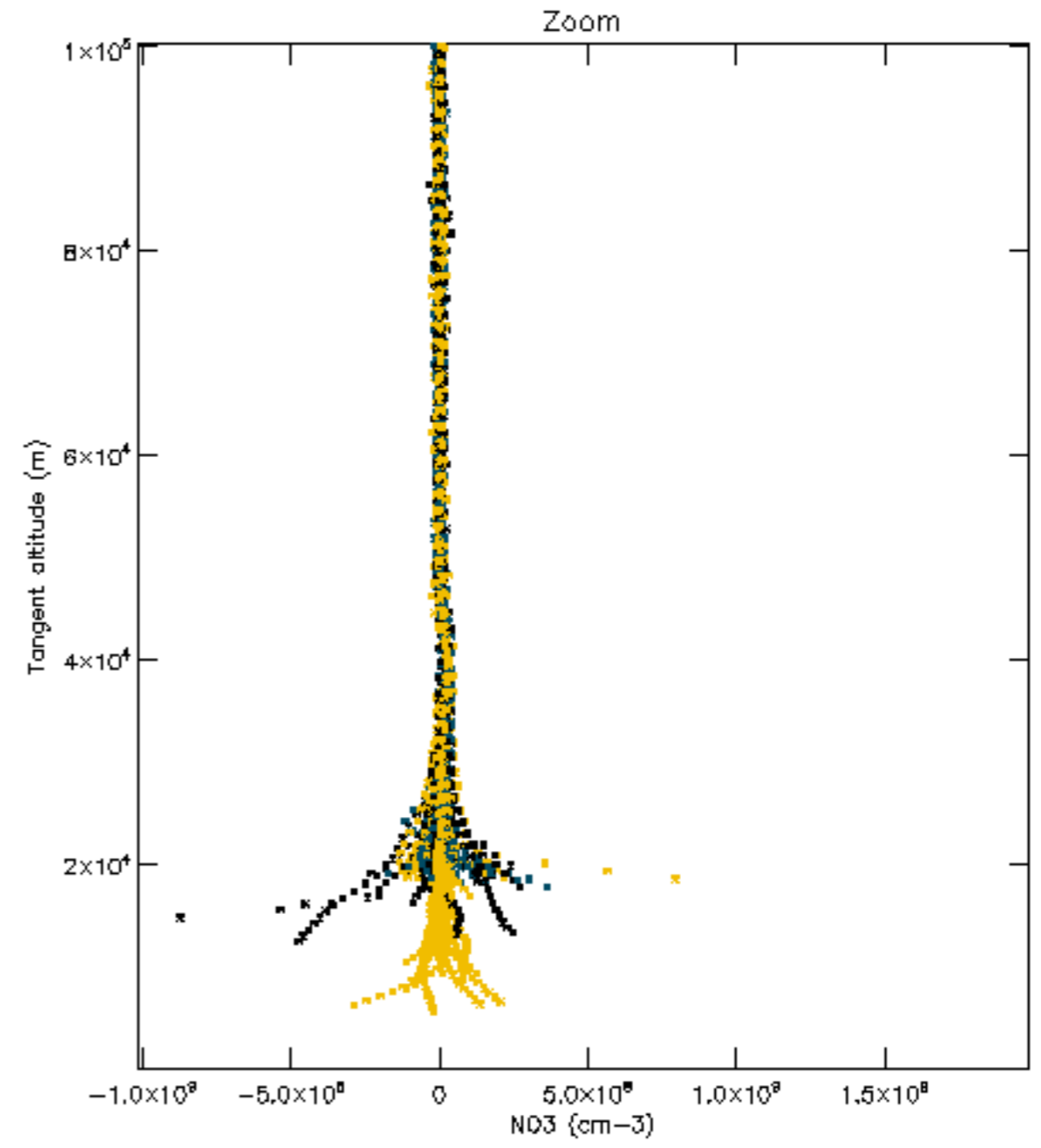
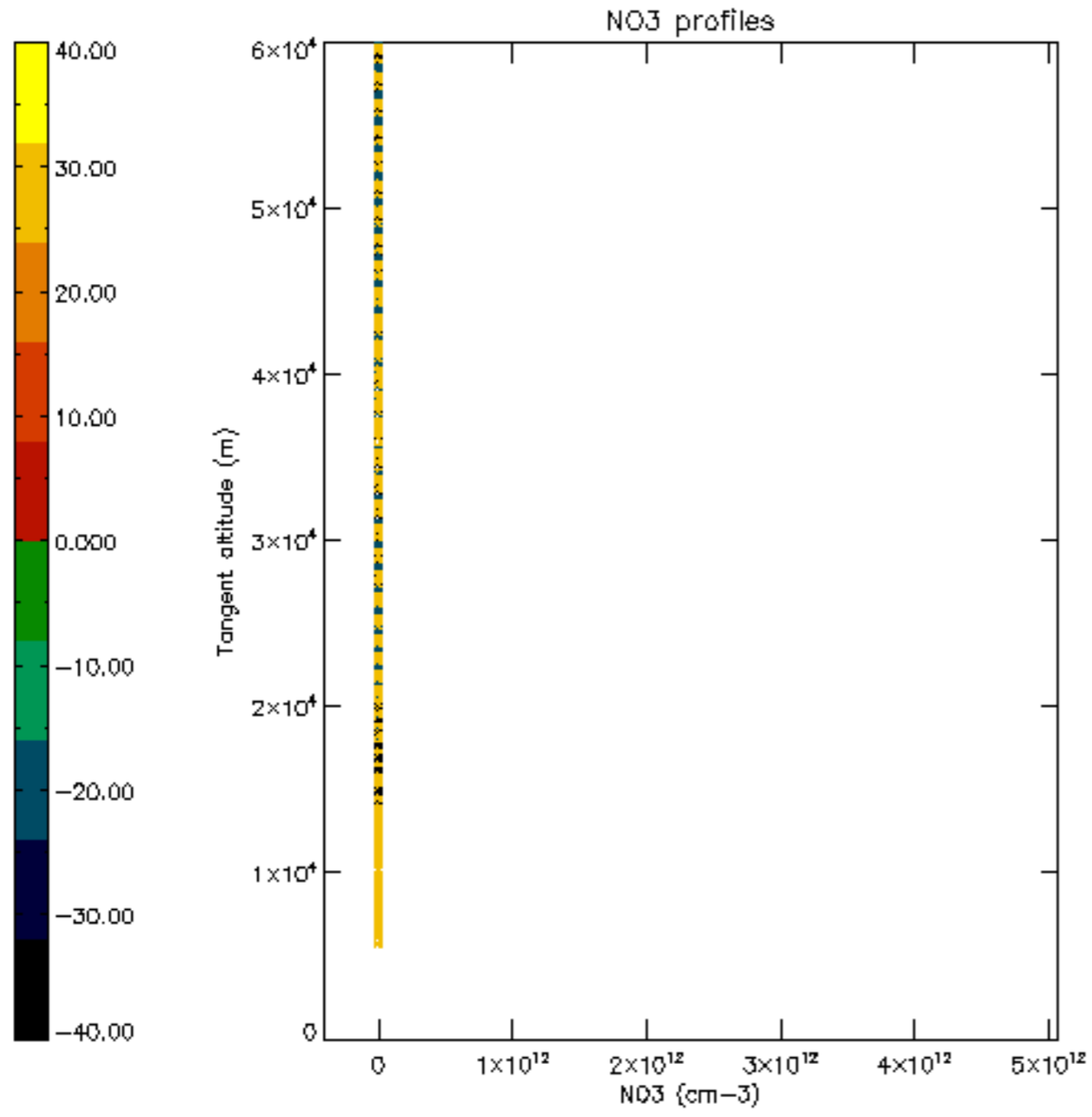


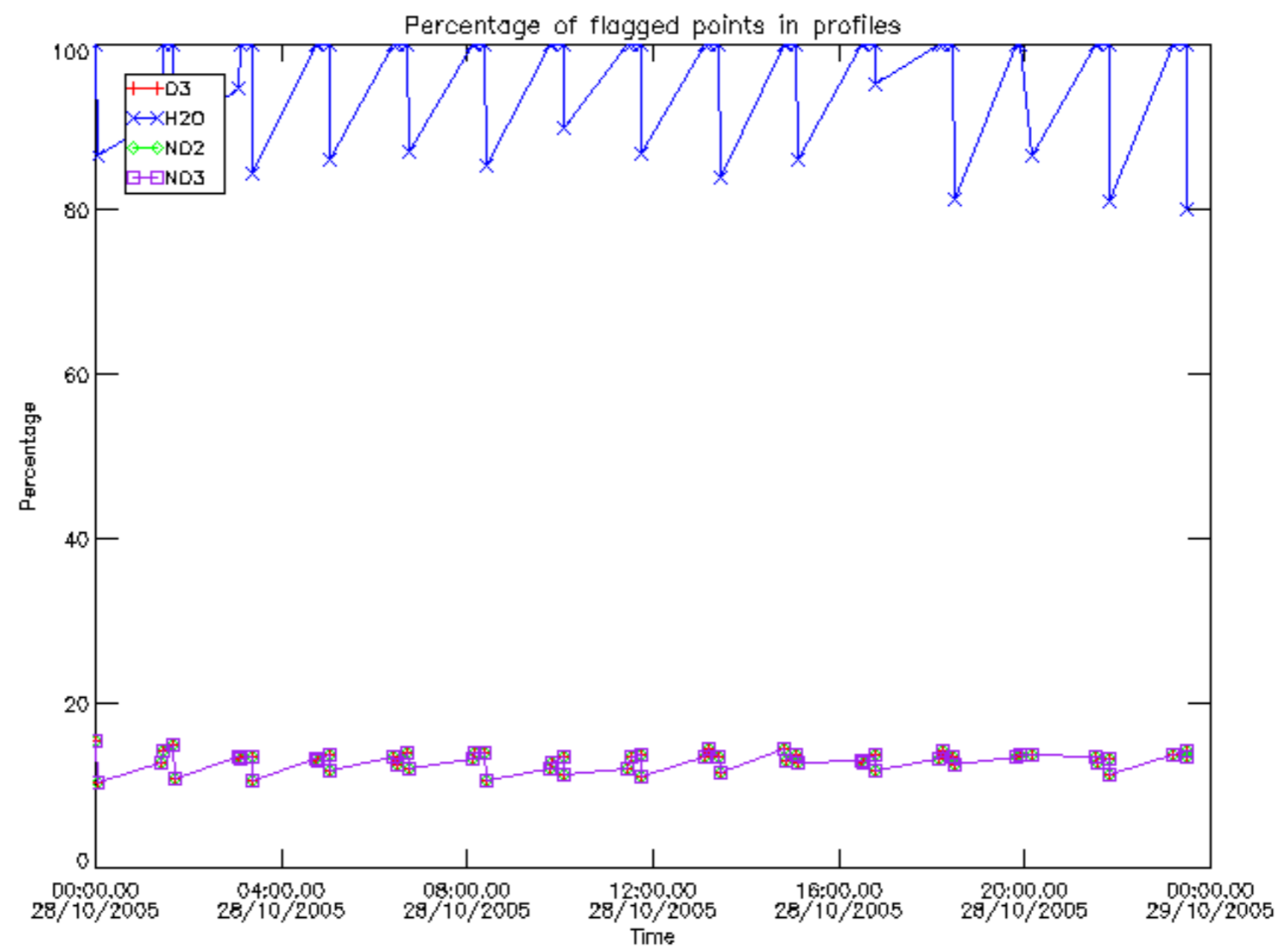




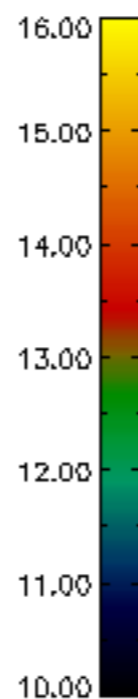
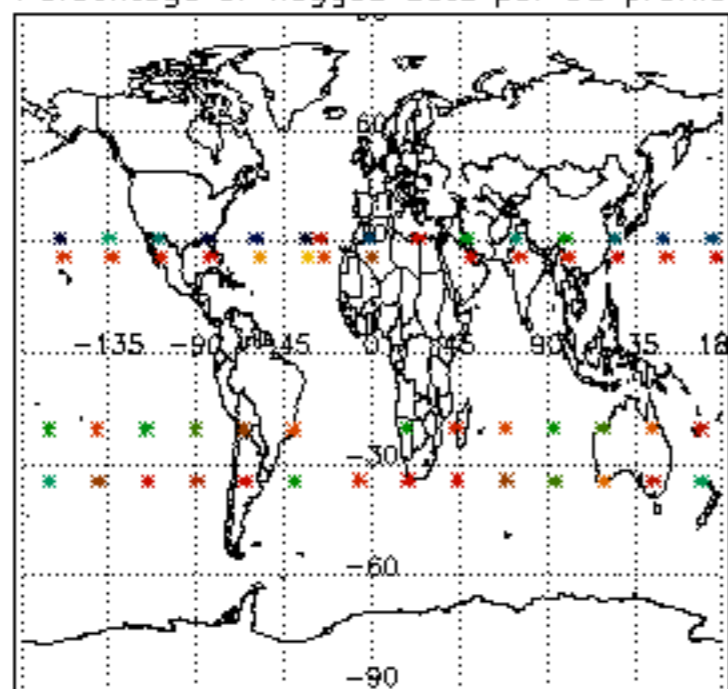




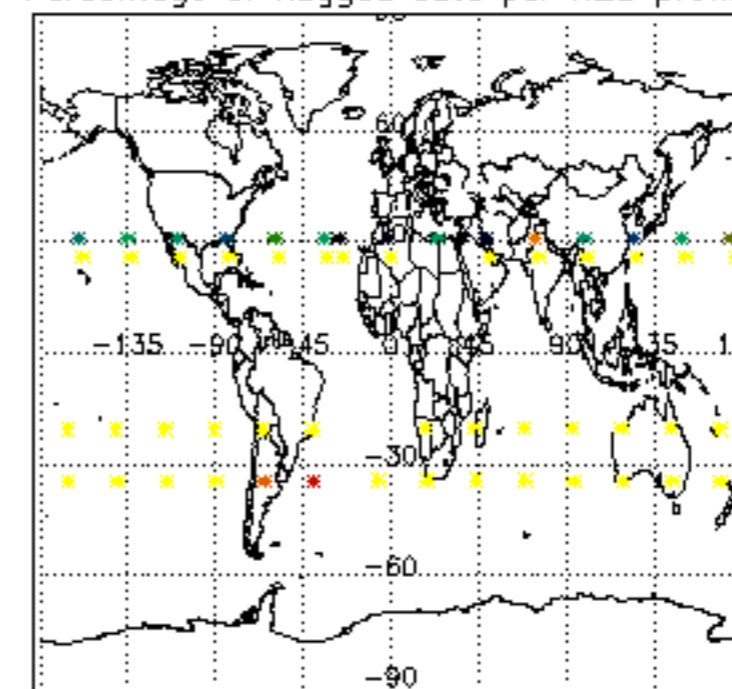




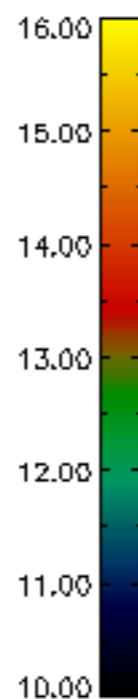
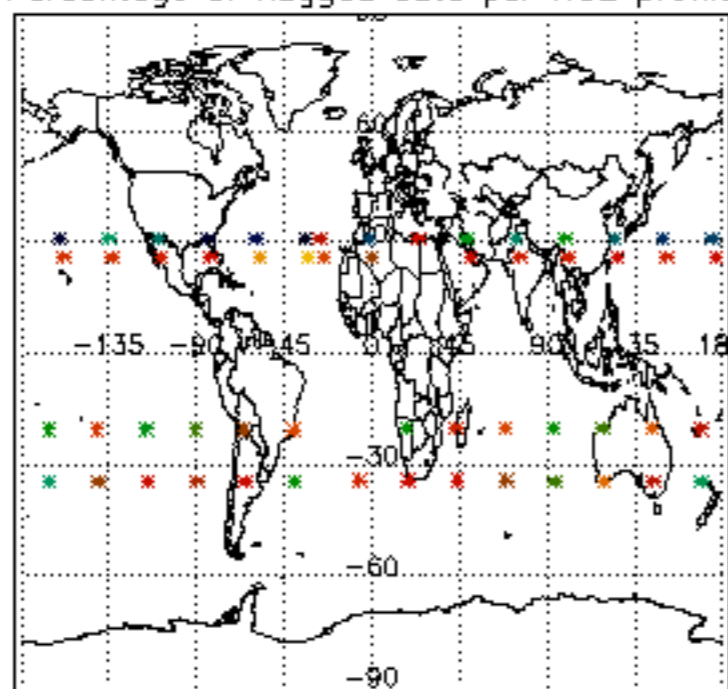
Percentage of flagged data per D3 profile



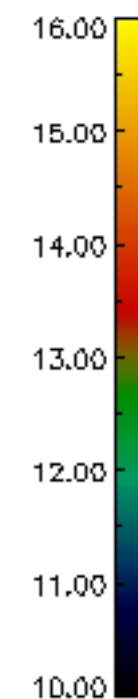
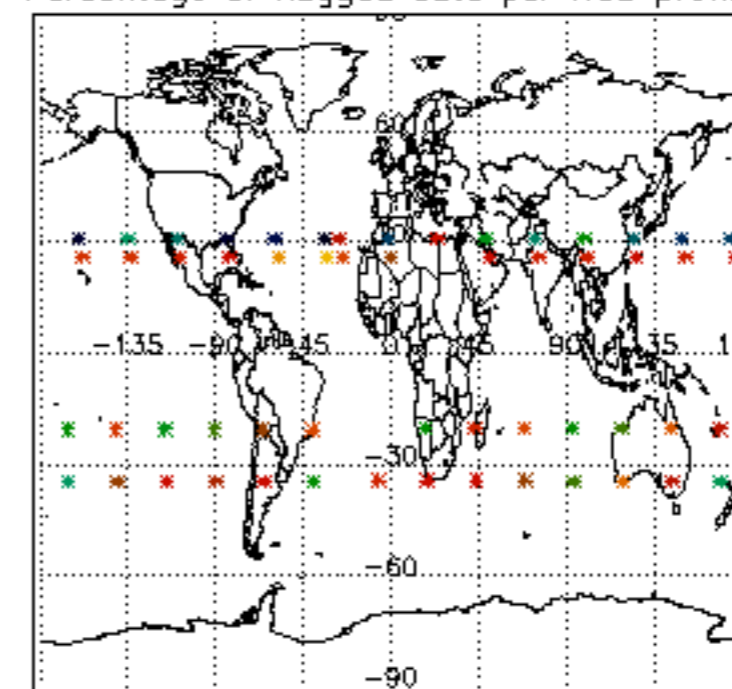
Percentage of flagged data per H2O profile

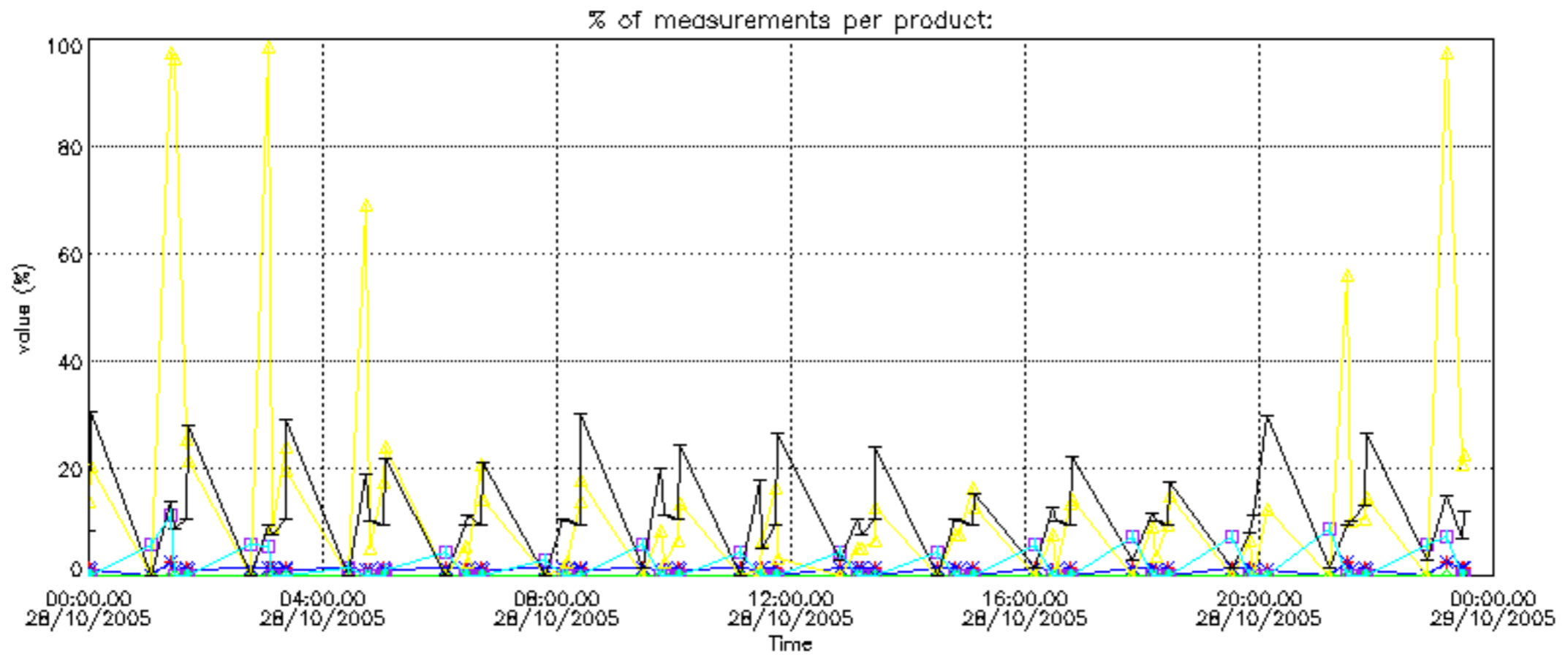


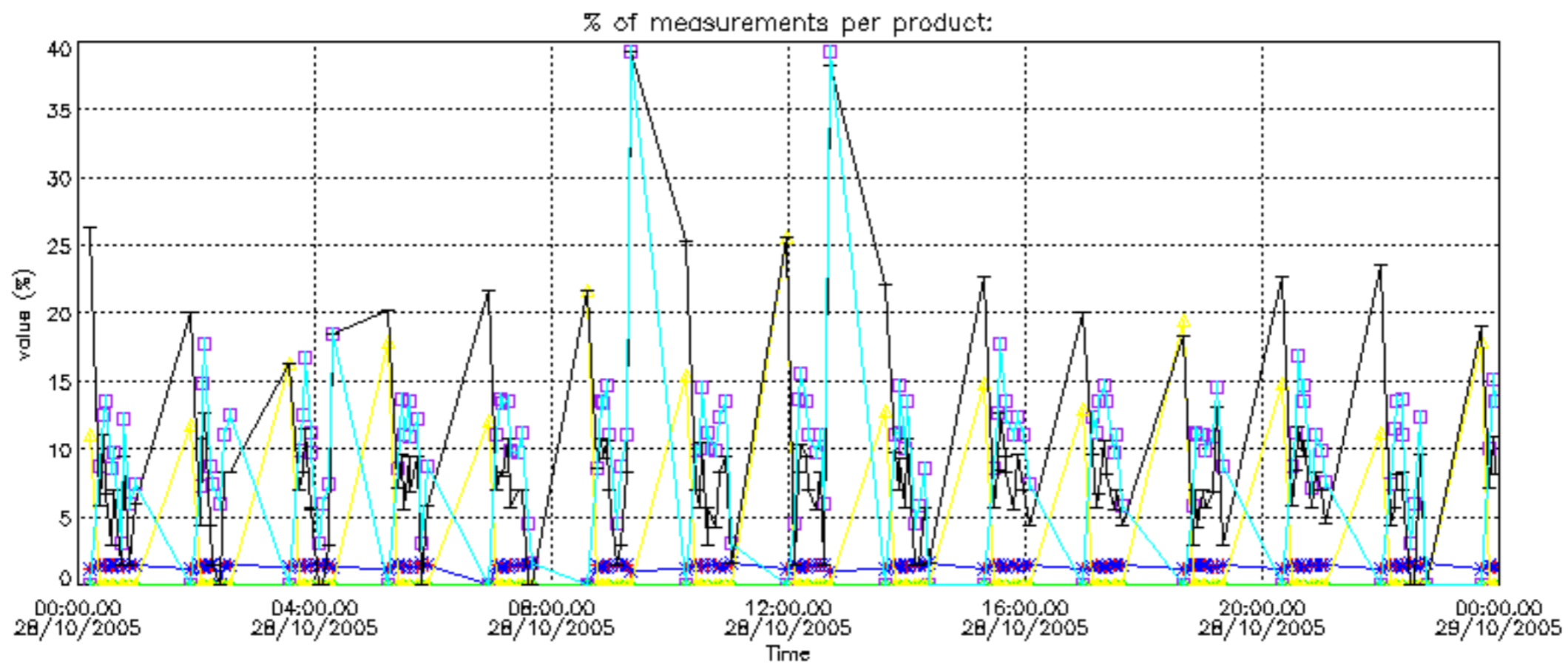
Percentage of flagged data per NO2 profile



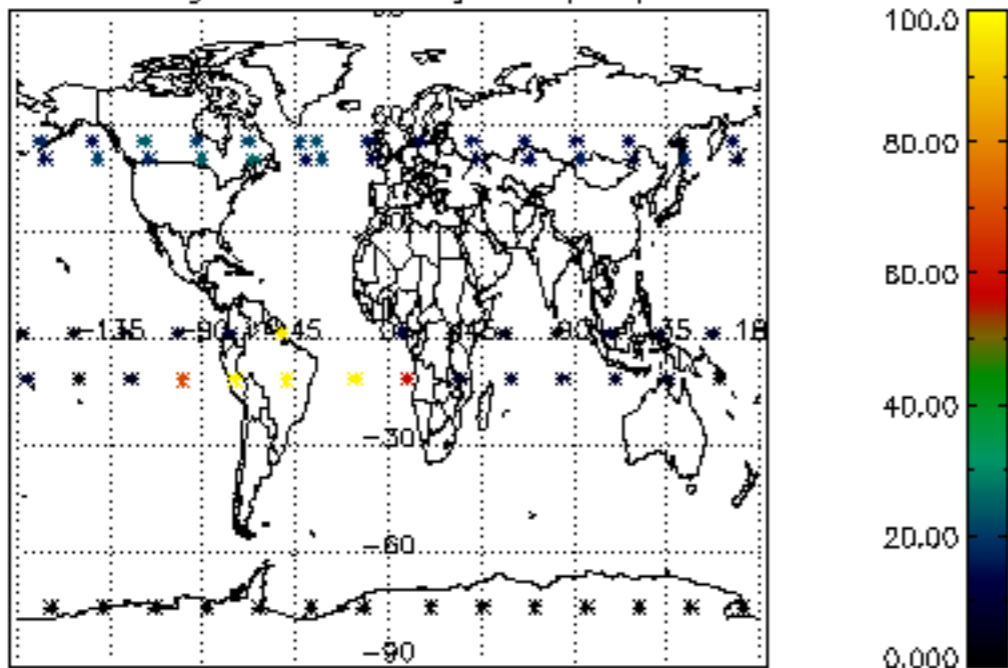
Percentage of flagged data per NO3 profile



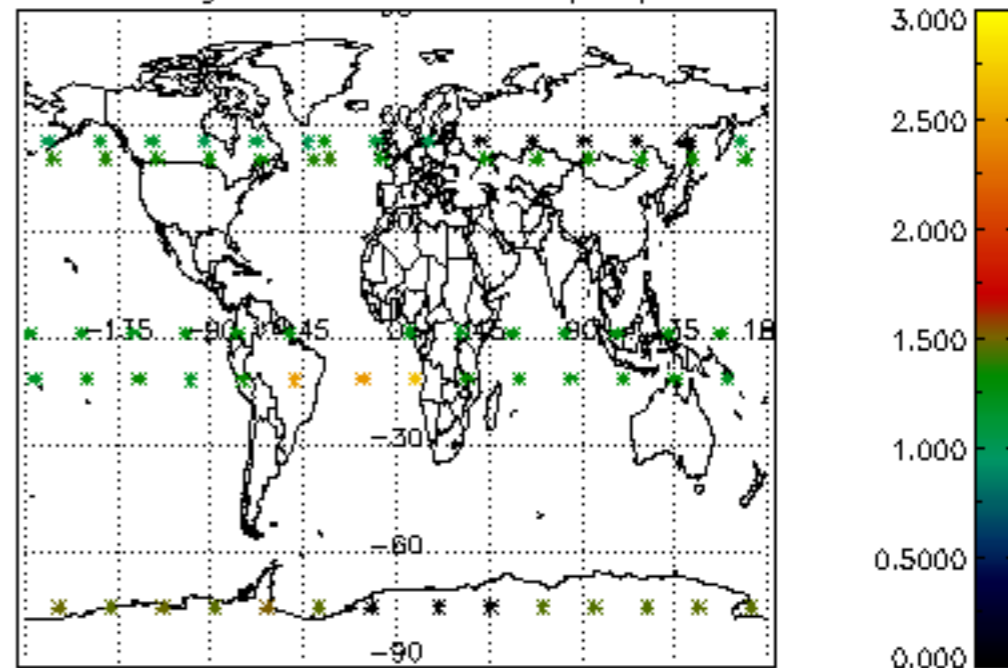




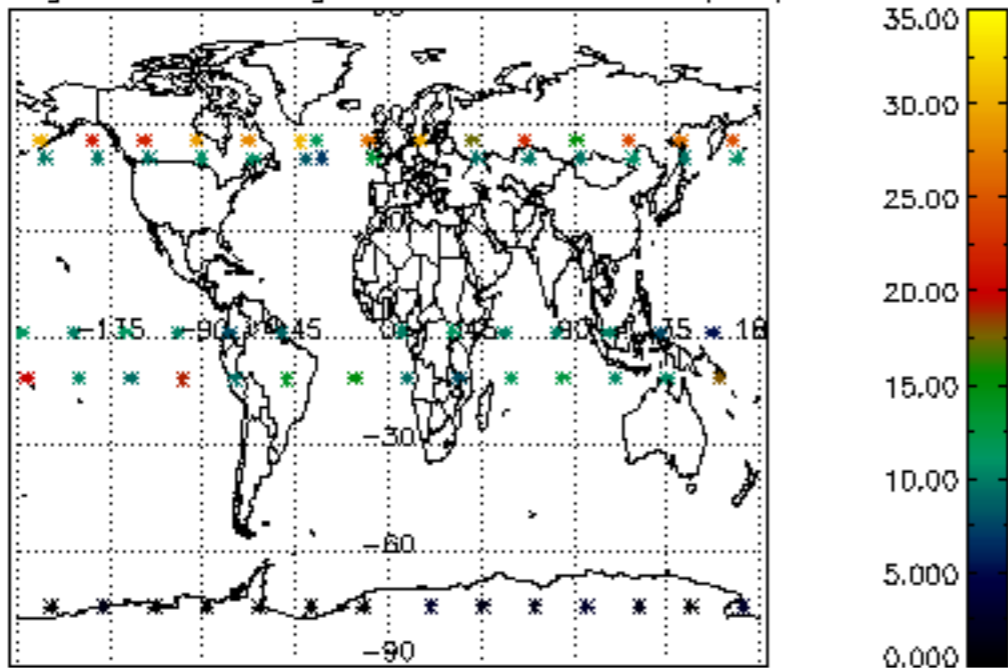
Percentage of cosmic ray hits per profile



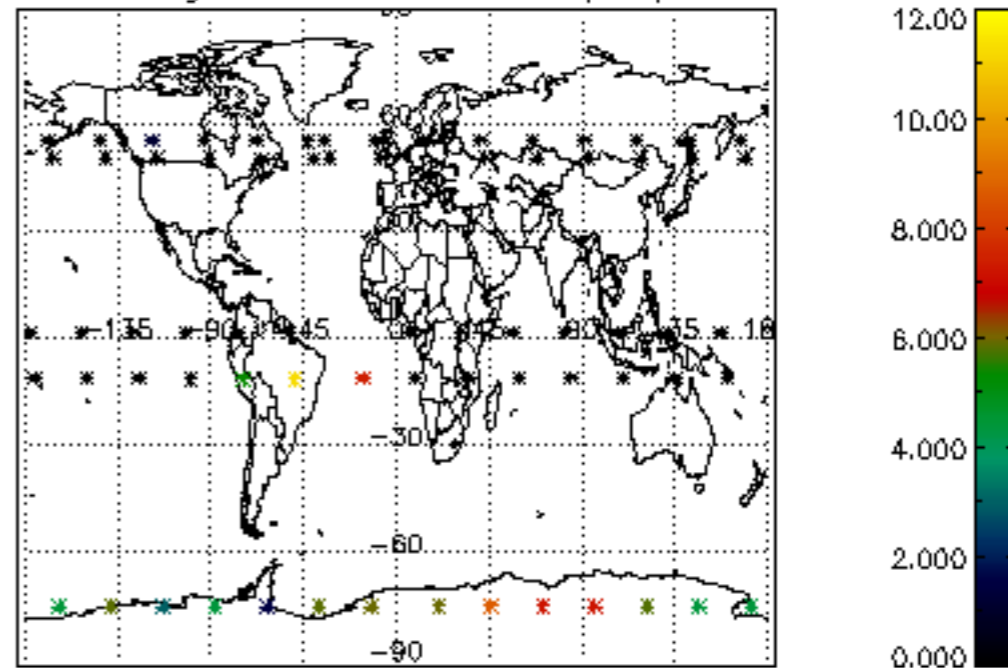
Percentage of datation errors per profile



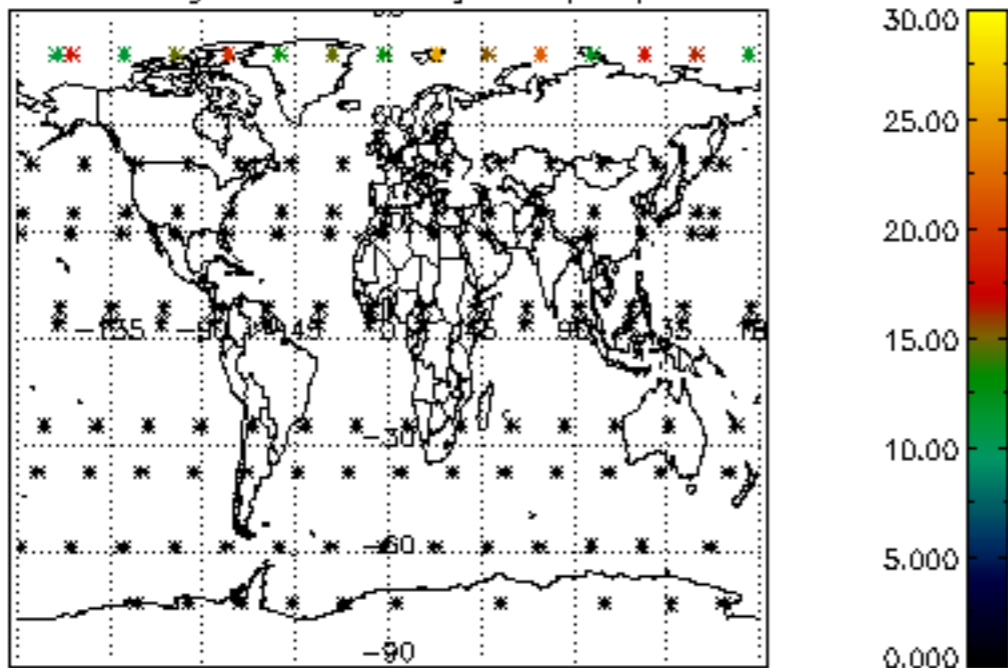
Percentage of star falling outside central band per profile



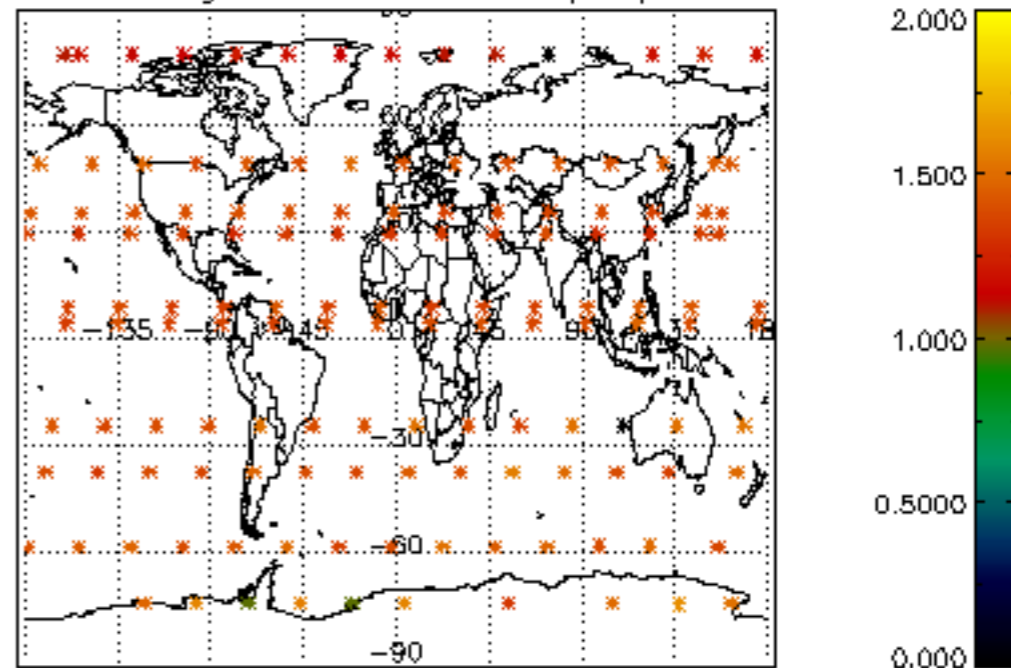
Percentage of saturation errors per profile



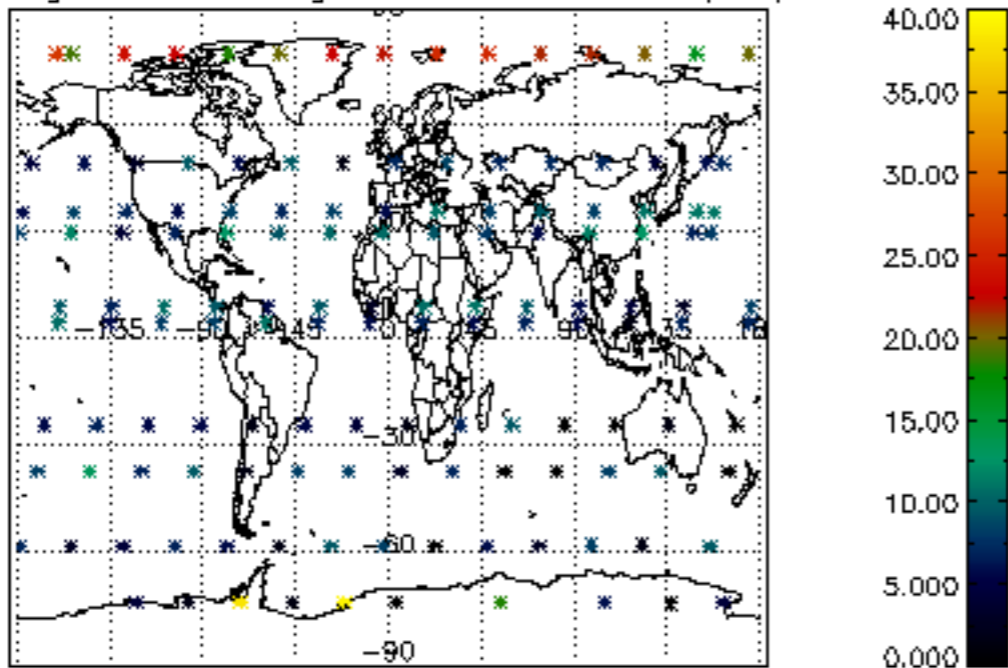
Percentage of cosmic ray hits per profile



Percentage of datation errors per profile



Percentage of star falling outside central band per profile



Percentage of saturation errors per profile

