

GOMOS Level 2 Daily Report

SUMMARY

[1. General Info](#)

[2. Summary of processed GOM_NL_2P products](#)

[3. Level 2 Quality information per product](#)

[3.1 Plot of level 2 quality information per product \(time dependant\)](#)

[3.2 Plot of level 2 quality information per product \(world map\)](#)

[4. Level 1 Quality information per product \(stored on level 2 products\)](#)

[4.1 Plot of level 1 quality information per product \(time dependant\)](#)

[4.1.1 Plot of level 1 quality information per product \(time dependant\): ASCENDING](#)

[4.1.2 Plot of level 1 quality information per product \(time dependant\): DESCENDING](#)

[4.2 Plot of level 1 quality information per product \(world map\)](#)

[4.2.1 Plot of level 1 quality information per product \(world map\): ASCENDING](#)

[4.2.2 Plot of level 1 quality information per product \(world map\): DESCENDING](#)

[5. Ozone profiles based on quality statistics and other trace gas profiles](#)

[5.1 Ozone statistics based on quality of products](#)

[5.2 Plot ozone profiles for all STD \(dark without errors\)](#)

[5.3 Plot ozone profiles where STD < 20% \(dark without errors\)](#)

[5.4. Plot ozone profiles where STD < 10% \(dark without errors\)](#)

[5.5. Plot ozone profiles where STD < 5% \(dark without errors\)](#)

[5.6 Plot NO2 profiles for all STD \(dark without errors\)](#)

[5.7 Plot NO3 profiles for all STD \(dark without errors\)](#)

[5.8 Plot H2O profiles \(only for occultations of stars 1,2,3,4,13,14,16,26,63 dark without errors\) for all STD](#)

[6. Auxiliary Data Files used for the production reported in section 2](#)

This report presents the daily analysis on parameters extracted from GOMOS level 2 data (GOM_NL__2P). It is intended to monitor some important parameters that will impact the quality of these products. A list of level 2 products (and content) that have arrived during the reporting day to the PCF is also given.

Item	Value
Time of report generation	18APR2013 12:06:02
Data source version	GOMOS/6.01
Start time of products	27-10-2005 (27OCT2005 00:00:00)
Stop time of products	28-10-2005 (28OCT2005 00:00:00)
Store outputs in DB	Yes
Nb of level 2 prods	205
Nb of prods with errors	0

2. Summary of processed GOM_NL__2P products.

Nr	Filename	UTC Start time	Limb	Duration	Star Id	Star Name	Star Mag	Star Temp	Nb Meas	Orbit	Prod. error
1	GOM_NL__2PRFIN20051027_001422_000000412042_00030_19122_7960.N1	27-OCT-2005 00:14:22	Dark	40.500	113	Mu Vel	2.6920	5000.0	81	19122	No
2	GOM_NL__2PRFIN20051027_001754_000000402042_00031_19123_7947.N1	27-OCT-2005 00:17:54	Dark	39.500	91	Kap Vel	2.4900	26000.	79	19123	No
3	GOM_NL__2PRFIN20051027_003146_000000372042_00031_19123_7948.N1	27-OCT-2005 00:31:46	Dark	36.500	143	Alp Hyi	2.8570	7200.0	73	19123	No
4	GOM_NL__2PRFIN20051027_003310_000000392042_00031_19123_7949.N1	27-OCT-2005 00:33:10	Dark	39.000	9	Alp Eri	0.45300	24000.	78	19123	No
5	GOM_NL__2PRFIN20051027_004433_000000432042_00031_19123_7950.N1	27-OCT-2005 00:44:33	Straylight	43.000	52	16Bet Cet	2.0370	4500.0	86	19123	No
6	GOM_NL__2PRFIN20051027_005401_000000352042_00031_19123_7951.N1	27-OCT-2005 00:54:01	Bright	35.000	140	88Gam Peg	2.8340	26000.	70	19123	No
7	GOM_NL__2PRFIN20051027_005754_000000362042_00031_19123_7952.N1	27-OCT-2005 00:57:54	Bright	35.500	58	21Alp And	2.0730	11000.	71	19123	No
8	GOM_NL__2PRFIN20051027_010529_000000352042_00031_19123_7953.N1	27-OCT-2005 01:05:29	Bright	35.000	68	18Alp Cas	2.2250	4500.0	70	19123	No
9	GOM_NL__2PRFIN20051027_010644_000000372042_00031_19123_7954.N1	27-OCT-2005 01:06:44	Bright	37.000	76	27Gam Cas	2.3000	30000.	74	19123	No
10	GOM_NL__2PRFIN20051027_011445_000000362042_00031_19123_7955.N1	27-OCT-2005 01:14:45	Bright	36.000	49	1Alp UMi	1.9900	6300.0	72	19123	No
11	GOM_NL__2PRFIN20051027_011821_000000362042_00031_19123_7956.N1	27-OCT-2005 01:18:21	Bright	35.500	60	7Bet UMi	2.0810	3950.0	71	19123	No
12	GOM_NL__2PRFIN20051027_012418_000000362042_00031_19123_7957.N1	27-OCT-2005 01:24:18	Bright	36.000	32	77Eps UMa	1.7630	11000.	72	19123	No
13	GOM_NL__2PRFIN20051027_012909_000000332042_00031_19123_7958.N1	27-OCT-2005 01:29:09	Bright	33.000	152	12Alp2CVn	2.8900	11000.	66	19123	No
14	GOM_NL__2PRFIN20051027_013630_000000332042_00031_19123_7959.N1	27-OCT-2005 01:36:30	Bright	32.500	62	94Bet Leo	2.1360	9700.0	65	19123	No
15	GOM_NL__2PRFIN20051027_015458_000000392042_00031_19123_7960.N1	27-OCT-2005 01:54:58	Dark	38.500	113	Mu Vel	2.6920	5000.0	77	19123	No
16	GOM_NL__2PRFIN20051027_015831_000000392042_00032_19124_7947.N1	27-OCT-2005 01:58:31	Dark	39.000	91	Kap Vel	2.4900	26000.	78	19124	No
17	GOM_NL__2PRFIN20051027_021222_000000392042_00032_19124_7948.N1	27-OCT-2005 02:12:22	Dark	38.500	143	Alp Hyi	2.8570	7200.0	77	19124	No
18	GOM_NL__2PRFIN20051027_021346_000000422042_00032_19124_7949.N1	27-OCT-2005 02:13:46	Dark	42.000	9	Alp Eri	0.45300	24000.	84	19124	No
19	GOM_NL__2PRFIN20051027_022509_000000392042_00032_19124_7950.N1	27-OCT-2005 02:25:09	Straylight	38.500	52	16Bet Cet	2.0370	4500.0	77	19124	No
20	GOM_NL__2PRFIN20051027_023437_000000352042_00032_19124_7951.N1	27-OCT-2005 02:34:37	Bright	34.500	140	88Gam Peg	2.8340	26000.	69	19124	No
21	GOM_NL__2PRFIN20051027_023830_000000362042_00032_19124_7952.N1	27-OCT-2005 02:38:30	Bright	36.000	58	21Alp And	2.0730	11000.	72	19124	No
22	GOM_NL__2PRFIN20051027_024605_000000352042_00032_19124_7953.N1	27-OCT-2005 02:46:05	Bright	34.500	68	18Alp Cas	2.2250	4500.0	69	19124	No
23	GOM_NL__2PRFIN20051027_024719_000000352042_00032_19124_7954.N1	27-OCT-2005 02:47:19	Bright	35.000	76	27Gam Cas	2.3000	30000.	70	19124	No
24	GOM_NL__2PRFIN20051027_025521_000000362042_00032_19124_7955.N1	27-OCT-2005 02:55:21	Bright	35.500	49	1Alp UMi	1.9900	6300.0	71	19124	No
25	GOM_NL__2PRFIN20051027_025857_000000352042_00032_19124_7956.N1	27-OCT-2005 02:58:57	Bright	35.000	60	7Bet UMi	2.0810	3950.0	70	19124	No
26	GOM_NL__2PRFIN20051027_030454_000000372042_00032_19124_7957.N1	27-OCT-2005 03:04:54	Bright	36.500	32	77Eps UMa	1.7630	11000.	73	19124	No
27	GOM_NL__2PRFIN20051027_030945_000000492042_00032_19124_7958.N1	27-OCT-2005 03:09:45	Bright	48.500	152	12Alp2CVn	2.8900	11000.	97	19124	No
28	GOM_NL__2PRFIN20051027_031706_000000342042_00032_19124_7959.N1	27-OCT-2005 03:17:06	Bright	33.500	62	94Bet Leo	2.1360	9700.0	67	19124	No
29	GOM_NL__2PRFIN20051027_033534_000000382042_00032_19124_7960.N1	27-OCT-2005 03:35:34	Dark	38.000	113	Mu Vel	2.6920	5000.0	76	19124	No
30	GOM_NL__2PRFIN20051027_033907_000000382042_00033_19125_7947.N1	27-OCT-2005 03:39:07	Dark	38.000	91	Kap Vel	2.4900	26000.	76	19125	No
31	GOM_NL__2PRFIN20051027_035258_000000372042_00033_19125_7948.N1	27-OCT-2005 03:52:58	Dark	36.500	143	Alp Hyi	2.8570	7200.0	73	19125	No
32	GOM_NL__2PRFIN20051027_035422_000000432042_00033_19125_7949.N1	27-OCT-2005 03:54:22	Dark	42.500	9	Alp Eri	0.45300	24000.	85	19125	No
33	GOM_NL__2PRFIN20051027_040545_000000412042_00033_19125_7950.N1	27-OCT-2005 04:05:45	Straylight	41.000	52	16Bet Cet	2.0370	4500.0	82	19125	No
34	GOM_NL__2PRFIN20051027_041514_000000352042_00033_19125_7951.N1	27-OCT-2005 04:15:14	Bright	35.000	140	88Gam Peg	2.8340	26000.	70	19125	No
35	GOM_NL__2PRFIN20051027_041906_000000362042_00033_19125_7952.N1	27-OCT-2005 04:19:06	Bright	35.500	58	21Alp And	2.0730	11000.	71	19125	No
36	GOM_NL__2PRFIN20051027_042641_000000372042_00033_19125_7953.N1	27-OCT-2005 04:26:41	Bright	36.500	68	18Alp Cas	2.2250	4500.0	73	19125	No
37	GOM_NL__2PRFIN20051027_042755_000000372042_00033_19125_7954.N1	27-OCT-2005 04:27:55	Bright	36.500	76	27Gam Cas	2.3000	30000.	73	19125	No
38	GOM_NL__2PRFIN20051027_043557_000000352042_00033_19125_7955.N1	27-OCT-2005 04:35:57	Bright	35.000	49	1Alp UMi	1.9900	6300.0	70	19125	No
39	GOM_NL__2PRFIN20051027_043933_000000372042_00033_19125_7956.N1	27-OCT-2005 04:39:33	Bright	37.000	60	7Bet UMi	2.0810	3950.0	74	19125	No
40	GOM_NL__2PRFIN20051027_044531_000000372042_00033_19125_7957.N1	27-OCT-2005 04:45:31	Bright	36.500	32	77Eps UMa	1.7630	11000.	73	19125	No
41	GOM_NL__2PRFIN20051027_045743_000000342042_00033_19125_7958.N1	27-OCT-2005 04:57:43	Bright	33.500	62	94Bet Leo	2.1360	9700.0	67	19125	No
42	GOM_NL__2PRFIN20051027_051611_000000392042_00033_19125_7959.N1	27-OCT-2005 05:16:11	Dark	38.500	113	Mu Vel	2.6920	5000.0	77	19125	No

43	GOM_NL__2PRFIN20051027_051944_000000392042_00034_19126_7947.N1	27-OCT-2005 05:19:44	Dark	39.000	91	Kap Vel	2.4900	26000.	78	19126	No
44	GOM_NL__2PRFIN20051027_053335_000000372042_00034_19126_7948.N1	27-OCT-2005 05:33:35	Dark	37.000	143	Alp Hyi	2.8570	7200.0	74	19126	No
45	GOM_NL__2PRFIN20051027_053459_000000392042_00034_19126_7949.N1	27-OCT-2005 05:34:59	Dark	39.000	9	Alp Eri	0.45300	24000.	78	19126	No
46	GOM_NL__2PRFIN20051027_054621_000000432042_00034_19126_7950.N1	27-OCT-2005 05:46:21	Straylight	43.000	52	16Bet Cet	2.0370	4500.0	86	19126	No
47	GOM_NL__2PRFIN20051027_055550_000000362042_00034_19126_7951.N1	27-OCT-2005 05:55:50	Bright	35.500	140	88Gam Peg	2.8340	26000.	71	19126	No
48	GOM_NL__2PRFIN20051027_055943_000000352042_00034_19126_7952.N1	27-OCT-2005 05:59:43	Bright	35.000	58	21Alp And	2.0730	11000.	70	19126	No
49	GOM_NL__2PRFIN20051027_060128_000000102042_00034_19126_7953.N1	27-OCT-2005 06:01:28	Tw_i_and_stray	10.000	53	43Bet And	2.0480	3300.0	20	19126	No
50	GOM_NL__2PRFIN20051027_060717_000000362042_00034_19126_7954.N1	27-OCT-2005 06:07:17	Bright	35.500	68	18Alp Cas	2.2250	4500.0	71	19126	No
51	GOM_NL__2PRFIN20051027_060831_000000362042_00034_19126_7955.N1	27-OCT-2005 06:08:31	Bright	36.000	76	27Gam Cas	2.3000	30000.	72	19126	No
52	GOM_NL__2PRFIN20051027_061633_000000362042_00034_19126_7956.N1	27-OCT-2005 06:16:33	Bright	35.500	49	1Alp UMi	1.9900	6300.0	71	19126	No
53	GOM_NL__2PRFIN20051027_062009_000000372042_00034_19126_7957.N1	27-OCT-2005 06:20:09	Bright	36.500	60	7Bet UMi	2.0810	3950.0	73	19126	No
54	GOM_NL__2PRFIN20051027_062607_000000362042_00034_19126_7958.N1	27-OCT-2005 06:26:07	Bright	35.500	32	77Eps UMa	1.7630	11000.	71	19126	No
55	GOM_NL__2PRFIN20051027_063058_000000332042_00034_19126_7959.N1	27-OCT-2005 06:30:58	Bright	33.000	152	12Alp2CVn	2.8900	11000.	66	19126	No
56	GOM_NL__2PRFIN20051027_063819_000000342042_00034_19126_7960.N1	27-OCT-2005 06:38:19	Bright	34.000	62	94Bet Leo	2.1360	9700.0	68	19126	No
57	GOM_NL__2PRFIN20051027_065647_000000402042_00034_19126_7961.N1	27-OCT-2005 06:56:47	Dark	39.500	113	Mu Vel	2.6920	5000.0	79	19126	No
58	GOM_NL__2PRFIN20051027_071411_000000382042_00035_19127_7947.N1	27-OCT-2005 07:14:11	Dark	38.000	143	Alp Hyi	2.8570	7200.0	76	19127	No
59	GOM_NL__2PRFIN20051027_071535_000000452042_00035_19127_7948.N1	27-OCT-2005 07:15:35	Dark	45.000	9	Alp Eri	0.45300	24000.	90	19127	No
60	GOM_NL__2PRFIN20051027_072657_000000432042_00035_19127_7949.N1	27-OCT-2005 07:26:57	Straylight	42.500	52	16Bet Cet	2.0370	4500.0	85	19127	No
61	GOM_NL__2PRFIN20051027_073626_000000362042_00035_19127_7950.N1	27-OCT-2005 07:36:26	Bright	36.000	140	88Gam Peg	2.8340	26000.	72	19127	No
62	GOM_NL__2PRFIN20051027_074018_000000382042_00035_19127_7951.N1	27-OCT-2005 07:40:18	Bright	37.500	58	21Alp And	2.0730	11000.	75	19127	No
63	GOM_NL__2PRFIN20051027_074204_000000102042_00035_19127_7952.N1	27-OCT-2005 07:42:04	Tw_i_and_stray	10.000	53	43Bet And	2.0480	3300.0	20	19127	No
64	GOM_NL__2PRFIN20051027_074753_000000372042_00035_19127_7953.N1	27-OCT-2005 07:47:53	Bright	36.500	68	18Alp Cas	2.2250	4500.0	73	19127	No
65	GOM_NL__2PRFIN20051027_074907_000000362042_00035_19127_7954.N1	27-OCT-2005 07:49:07	Bright	36.000	76	27Gam Cas	2.3000	30000.	72	19127	No
66	GOM_NL__2PRFIN20051027_075709_000000332042_00035_19127_7955.N1	27-OCT-2005 07:57:09	Bright	32.500	49	1Alp UMi	1.9900	6300.0	65	19127	No
67	GOM_NL__2PRFIN20051027_080046_000000372042_00035_19127_7956.N1	27-OCT-2005 08:00:46	Bright	36.500	60	7Bet UMi	2.0810	3950.0	73	19127	No
68	GOM_NL__2PRFIN20051027_080643_000000352042_00035_19127_7957.N1	27-OCT-2005 08:06:43	Bright	35.000	32	77Eps UMa	1.7630	11000.	70	19127	No
69	GOM_NL__2PRFIN20051027_081134_000000372042_00035_19127_7958.N1	27-OCT-2005 08:11:34	Bright	36.500	152	12Alp2CVn	2.8900	11000.	73	19127	No
70	GOM_NL__2PRFIN20051027_081855_000000342042_00035_19127_7959.N1	27-OCT-2005 08:18:55	Bright	33.500	62	94Bet Leo	2.1360	9700.0	67	19127	No
71	GOM_NL__2PRFIN20051027_083723_000000422042_00035_19127_7960.N1	27-OCT-2005 08:37:23	Dark	41.500	113	Mu Vel	2.6920	5000.0	83	19127	No
72	GOM_NL__2PRFIN20051027_085447_000000392042_00036_19128_7947.N1	27-OCT-2005 08:54:47	Dark	39.000	143	Alp Hyi	2.8570	7200.0	78	19128	No
73	GOM_NL__2PRFIN20051027_085611_000000492042_00036_19128_7948.N1	27-OCT-2005 08:56:11	Dark	49.000	9	Alp Eri	0.45300	24000.	98	19128	No
74	GOM_NL__2PRFIN20051027_090733_000000432042_00036_19128_7949.N1	27-OCT-2005 09:07:33	Straylight	43.000	52	16Bet Cet	2.0370	4500.0	86	19128	No
75	GOM_NL__2PRFIN20051027_091702_000000352042_00036_19128_7950.N1	27-OCT-2005 09:17:02	Bright	35.000	140	88Gam Peg	2.8340	26000.	70	19128	No
76	GOM_NL__2PRFIN20051027_092055_000000362042_00036_19128_7951.N1	27-OCT-2005 09:20:55	Bright	35.500	58	21Alp And	2.0730	11000.	71	19128	No
77	GOM_NL__2PRFIN20051027_092240_000000232042_00036_19128_7952.N1	27-OCT-2005 09:22:40	Tw_i_and_stray	23.000	53	43Bet And	2.0480	3300.0	46	19128	No
78	GOM_NL__2PRFIN20051027_092828_000000372042_00036_19128_7953.N1	27-OCT-2005 09:28:28	Bright	36.500	68	18Alp Cas	2.2250	4500.0	73	19128	No
79	GOM_NL__2PRFIN20051027_092943_000000372042_00036_19128_7954.N1	27-OCT-2005 09:29:43	Bright	36.500	76	27Gam Cas	2.3000	30000.	73	19128	No
80	GOM_NL__2PRFIN20051027_093744_000000332042_00036_19128_7955.N1	27-OCT-2005 09:37:44	Bright	33.000	49	1Alp UMi	1.9900	6300.0	66	19128	No
81	GOM_NL__2PRFIN20051027_094122_000000362042_00036_19128_7956.N1	27-OCT-2005 09:41:22	Bright	35.500	60	7Bet UMi	2.0810	3950.0	71	19128	No
82	GOM_NL__2PRFIN20051027_094719_000000362042_00036_19128_7957.N1	27-OCT-2005 09:47:19	Bright	36.000	32	77Eps UMa	1.7630	11000.	72	19128	No
83	GOM_NL__2PRFIN20051027_095931_000000332042_00036_19128_7958.N1	27-OCT-2005 09:59:31	Bright	32.500	62	94Bet Leo	2.1360	9700.0	65	19128	No
84	GOM_NL__2PRFIN20051027_101759_000000422042_00036_19128_7959.N1	27-OCT-2005 10:17:59	Dark	41.500	113	Mu Vel	2.6920	5000.0	83	19128	No
85	GOM_NL__2PRFIN20051027_102133_000000392042_00037_19129_7947.N1	27-OCT-2005 10:21:33	Dark	38.500	91	Kap Vel	2.4900	26000.	77	19129	No
86	GOM_NL__2PRFIN20051027_103523_000000362042_00037_19129_7948.N1	27-OCT-2005 10:35:23	Dark	36.000	143	Alp Hyi	2.8570	7200.0	72	19129	No
87	GOM_NL__2PRFIN20051027_103647_000000442042_00037_19129_7949.N1	27-OCT-2005 10:36:47	Dark	43.500	9	Alp Eri	0.45300	24000.	87	19129	No
88	GOM_NL__2PRFIN20051027_104809_000000412042_00037_19129_7950.N1	27-OCT-2005 10:48:09	Straylight	41.000	52	16Bet Cet	2.0370	4500.0	82	19129	No
89	GOM_NL__2PRFIN20051027_105738_000000362042_00037_19129_7951.N1	27-OCT-2005 10:57:38	Bright	36.000	140	88Gam Peg	2.8340	26000.	72	19129	No
90	GOM_NL__2PRFIN20051027_110131_000000362042_00037_19129_7952.N1	27-OCT-2005 11:01:31	Bright	35.500	58	21Alp And	2.0730	11000.	71	19129	No
91	GOM_NL__2PRFIN20051027_110315_000000232042_00037_19129_7953.N1	27-OCT-2005 11:03:15	Tw_i_and_stray	23.000	53	43Bet And	2.0480	3300.0	46	19129	No
92	GOM_NL__2PRFIN20051027_110904_000000352042_00037_19129_7954.N1	27-OCT-2005 11:09:04	Bright	35.000	68	18Alp Cas	2.2250	4500.0	70	19129	No
93	GOM_NL__2PRFIN20051027_111019_000000342042_00037_19129_7955.N1	27-OCT-2005 11:10:19	Bright	34.000	76	27Gam Cas	2.3000	30000.	68	19129	No
94	GOM_NL__2PRFIN20051027_111820_000000362042_00037_19129_7956.N1	27-OCT-2005 11:18:20	Bright	35.500	49	1Alp UMi	1.9900	6300.0	71	19129	No
95	GOM_NL__2PRFIN20051027_112158_000000372042_00037_19129_7957.N1	27-OCT-2005 11:21:58	Bright	36.500	60	7Bet UMi	2.0810	3950.0	73	19129	No
96	GOM_NL__2PRFIN20051027_112755_000000362042_00037_19129_7958.N1	27-OCT-2005 11:27:55	Bright	36.000	32	77Eps UMa	1.7630	11000.	72	19129	No
97	GOM_NL__2PRFIN20051027_113246_000000352042_00037_19129_7959.N1	27-OCT-2005 11:32:46	Bright	35.000	152	12Alp2CVn	2.8900	11000.	70	19129	No
98	GOM_NL__2PRFIN20051027_114007_000000342042_00037_19129_7960.N1	27-OCT-2005 11:40:07	Bright	33.500	62	94Bet Leo	2.1360	9700.0	67	19129	No
99	GOM_NL__2PRFIN20051027_115836_000000392042_00037_19129_7961.N1	27-OCT-2005 11:58:36	Dark	39.000	113	Mu Vel	2.6920	5000.0	78	19129	No
100	GOM_NL__2PRFIN20051027_120209_000000402042_00038_19130_7967.N1	27-OCT-2005 12:02:09	Dark	39.500	91	Kap Vel	2.4900	26000.	79	19130	No
101	GOM_NL__2PRFIN20051027_121559_000000392042_00038_19130_7968.N1	27-OCT-2005 12:15:59	Dark	38.500	143	Alp Hyi	2.8570	7200.0	77	19130	No

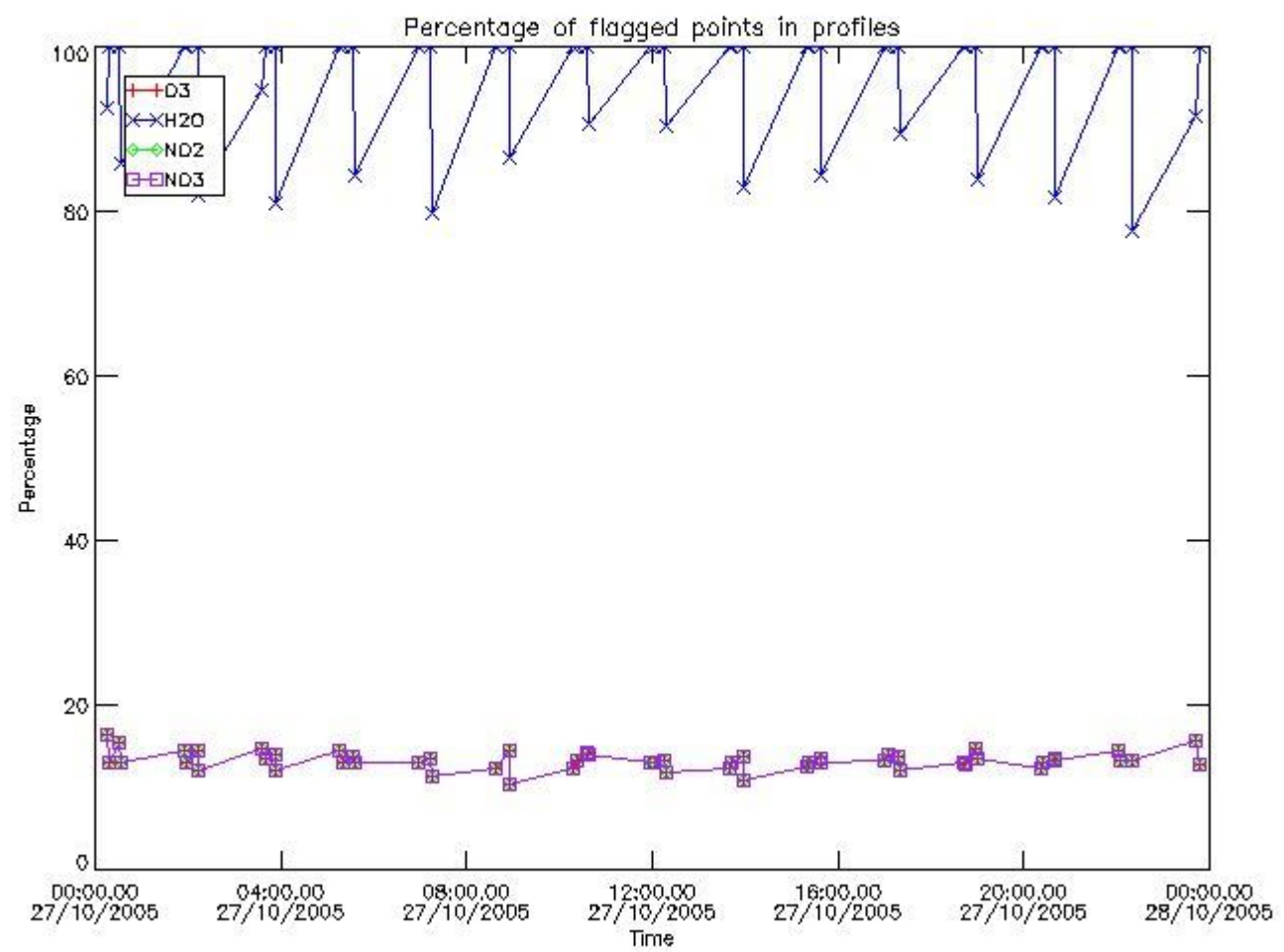
102	GOM_NL__2PRFIN20051027_121723_000000472042_00038_19130_7969.N1	27-OCT-2005 12:17:23	Dark	47.000	9	Alp Eri	0.45300	24000.	94	19130	No
103	GOM_NL__2PRFIN20051027_122845_000000442042_00038_19130_7970.N1	27-OCT-2005 12:28:45	Straylight	43.500	52	16Bet Cet	2.0370	4500.0	87	19130	No
104	GOM_NL__2PRFIN20051027_123814_000000362042_00038_19130_7971.N1	27-OCT-2005 12:38:14	Bright	36.000	140	88Gam Peg	2.8340	26000.	72	19130	No
105	GOM_NL__2PRFIN20051027_124207_000000362042_00038_19130_7972.N1	27-OCT-2005 12:42:07	Bright	36.000	58	21Alp And	2.0730	11000.	72	19130	No
106	GOM_NL__2PRFIN20051027_124351_000000352042_00038_19130_7973.N1	27-OCT-2005 12:43:51	Bright	35.000	53	43Bet And	2.0480	3300.0	70	19130	No
107	GOM_NL__2PRFIN20051027_124940_000000382042_00038_19130_7974.N1	27-OCT-2005 12:49:40	Bright	37.500	68	18Alp Cas	2.2250	4500.0	75	19130	No
108	GOM_NL__2PRFIN20051027_125055_000000362042_00038_19130_7975.N1	27-OCT-2005 12:50:55	Bright	35.500	76	27Gam Cas	2.3000	30000.	71	19130	No
109	GOM_NL__2PRFIN20051027_125856_000000362042_00038_19130_7976.N1	27-OCT-2005 12:58:56	Bright	36.000	49	1Alp UMi	1.9900	6300.0	72	19130	No
110	GOM_NL__2PRFIN20051027_130234_000000372042_00038_19130_7977.N1	27-OCT-2005 13:02:34	Bright	36.500	60	7Bet UMi	2.0810	3950.0	73	19130	No
111	GOM_NL__2PRFIN20051027_130831_000000352042_00038_19130_7978.N1	27-OCT-2005 13:08:31	Bright	34.500	32	77Eps UMa	1.7630	11000.	69	19130	No
112	GOM_NL__2PRFIN20051027_131322_000000322042_00038_19130_7979.N1	27-OCT-2005 13:13:22	Bright	31.500	152	12Alp2CVn	2.8900	11000.	63	19130	No
113	GOM_NL__2PRFIN20051027_132043_000000332042_00038_19130_7980.N1	27-OCT-2005 13:20:43	Bright	33.000	62	94Bet Leo	2.1360	9700.0	66	19130	No
114	GOM_NL__2PRFIN20051027_133912_000000422042_00038_19130_7981.N1	27-OCT-2005 13:39:12	Dark	41.500	113	Mu Vel	2.6920	5000.0	83	19130	No
115	GOM_NL__2PRFIN20051027_134246_000000392042_00039_19131_7967.N1	27-OCT-2005 13:42:46	Dark	39.000	91	Kap Vel	2.4900	26000.	78	19131	No
116	GOM_NL__2PRFIN20051027_135635_000000372042_00039_19131_7968.N1	27-OCT-2005 13:56:35	Dark	37.000	143	Alp Hyi	2.8570	7200.0	74	19131	No
117	GOM_NL__2PRFIN20051027_135759_000000472042_00039_19131_7969.N1	27-OCT-2005 13:57:59	Dark	46.500	9	Alp Eri	0.45300	24000.	93	19131	No
118	GOM_NL__2PRFIN20051027_140921_000000462042_00039_19131_7970.N1	27-OCT-2005 14:09:21	Straylight	45.500	52	16Bet Cet	2.0370	4500.0	91	19131	No
119	GOM_NL__2PRFIN20051027_141850_000000352042_00039_19131_7971.N1	27-OCT-2005 14:18:50	Bright	35.000	140	88Gam Peg	2.8340	26000.	70	19131	No
120	GOM_NL__2PRFIN20051027_142243_000000362042_00039_19131_7972.N1	27-OCT-2005 14:22:43	Bright	35.500	58	21Alp And	2.0730	11000.	71	19131	No
121	GOM_NL__2PRFIN20051027_142427_000000352042_00039_19131_7973.N1	27-OCT-2005 14:24:27	Bright	35.000	53	43Bet And	2.0480	3300.0	70	19131	No
122	GOM_NL__2PRFIN20051027_143016_000000362042_00039_19131_7974.N1	27-OCT-2005 14:30:16	Bright	36.000	68	18Alp Cas	2.2250	4500.0	72	19131	No
123	GOM_NL__2PRFIN20051027_143130_000000352042_00039_19131_7975.N1	27-OCT-2005 14:31:30	Bright	35.000	76	27Gam Cas	2.3000	30000.	70	19131	No
124	GOM_NL__2PRFIN20051027_143932_000000352042_00039_19131_7976.N1	27-OCT-2005 14:39:32	Bright	35.000	49	1Alp UMi	1.9900	6300.0	70	19131	No
125	GOM_NL__2PRFIN20051027_144310_000000332042_00039_19131_7977.N1	27-OCT-2005 14:43:10	Bright	32.500	60	7Bet UMi	2.0810	3950.0	65	19131	No
126	GOM_NL__2PRFIN20051027_144907_000000362042_00039_19131_7978.N1	27-OCT-2005 14:49:07	Bright	36.000	32	77Eps UMa	1.7630	11000.	72	19131	No
127	GOM_NL__2PRFIN20051027_145358_000000512042_00039_19131_7979.N1	27-OCT-2005 14:53:58	Bright	51.000	152	12Alp2CVn	2.8900	11000.	102	19131	No
128	GOM_NL__2PRFIN20051027_150119_000000342042_00039_19131_7980.N1	27-OCT-2005 15:01:19	Bright	33.500	62	94Bet Leo	2.1360	9700.0	67	19131	No
129	GOM_NL__2PRFIN20051027_151948_000000412042_00039_19131_7981.N1	27-OCT-2005 15:19:48	Dark	40.500	113	Mu Vel	2.6920	5000.0	81	19131	No
130	GOM_NL__2PRFIN20051027_152322_000000402042_00040_19132_7967.N1	27-OCT-2005 15:23:22	Dark	39.500	91	Kap Vel	2.4900	26000.	79	19132	No
131	GOM_NL__2PRFIN20051027_153711_000000382042_00040_19132_7968.N1	27-OCT-2005 15:37:11	Dark	37.500	143	Alp Hyi	2.8570	7200.0	75	19132	No
132	GOM_NL__2PRFIN20051027_153835_000000392042_00040_19132_7969.N1	27-OCT-2005 15:38:35	Dark	38.500	9	Alp Eri	0.45300	24000.	77	19132	No
133	GOM_NL__2PRFIN20051027_154958_000000452042_00040_19132_7970.N1	27-OCT-2005 15:49:58	Straylight	44.500	52	16Bet Cet	2.0370	4500.0	89	19132	No
134	GOM_NL__2PRFIN20051027_155926_000000352042_00040_19132_7971.N1	27-OCT-2005 15:59:26	Bright	35.000	140	88Gam Peg	2.8340	26000.	70	19132	No
135	GOM_NL__2PRFIN20051027_160319_000000362042_00040_19132_7972.N1	27-OCT-2005 16:03:19	Bright	36.000	58	21Alp And	2.0730	11000.	72	19132	No
136	GOM_NL__2PRFIN20051027_160503_000000392042_00040_19132_7973.N1	27-OCT-2005 16:05:03	Bright	38.500	53	43Bet And	2.0480	3300.0	77	19132	No
137	GOM_NL__2PRFIN20051027_161052_000000382042_00040_19132_7974.N1	27-OCT-2005 16:10:52	Bright	37.500	68	18Alp Cas	2.2250	4500.0	75	19132	No
138	GOM_NL__2PRFIN20051027_161206_000000362042_00040_19132_7975.N1	27-OCT-2005 16:12:06	Bright	36.000	76	27Gam Cas	2.3000	30000.	72	19132	No
139	GOM_NL__2PRFIN20051027_162008_000000382042_00040_19132_7976.N1	27-OCT-2005 16:20:08	Bright	38.000	49	1Alp UMi	1.9900	6300.0	76	19132	No
140	GOM_NL__2PRFIN20051027_162346_000000352042_00040_19132_7977.N1	27-OCT-2005 16:23:46	Bright	34.500	60	7Bet UMi	2.0810	3950.0	69	19132	No
141	GOM_NL__2PRFIN20051027_162943_000000372042_00040_19132_7978.N1	27-OCT-2005 16:29:43	Bright	36.500	32	77Eps UMa	1.7630	11000.	73	19132	No
142	GOM_NL__2PRFIN20051027_163434_000000512042_00040_19132_7979.N1	27-OCT-2005 16:34:34	Bright	51.000	152	12Alp2CVn	2.8900	11000.	102	19132	No
143	GOM_NL__2PRFIN20051027_164156_000000342042_00040_19132_7980.N1	27-OCT-2005 16:41:56	Bright	34.000	62	94Bet Leo	2.1360	9700.0	68	19132	No
144	GOM_NL__2PRFIN20051027_170025_000000432042_00040_19132_7981.N1	27-OCT-2005 17:00:25	Dark	42.500	113	Mu Vel	2.6920	5000.0	85	19132	No
145	GOM_NL__2PRFIN20051027_170359_000000402042_00041_19133_7967.N1	27-OCT-2005 17:03:59	Dark	40.000	91	Kap Vel	2.4900	26000.	80	19133	No
146	GOM_NL__2PRFIN20051027_171748_000000372042_00041_19133_7968.N1	27-OCT-2005 17:17:48	Dark	37.000	143	Alp Hyi	2.8570	7200.0	74	19133	No
147	GOM_NL__2PRFIN20051027_171912_000000432042_00041_19133_7969.N1	27-OCT-2005 17:19:12	Dark	42.500	9	Alp Eri	0.45300	24000.	85	19133	No
148	GOM_NL__2PRFIN20051027_173034_000000402042_00041_19133_7970.N1	27-OCT-2005 17:30:34	Straylight	40.000	52	16Bet Cet	2.0370	4500.0	80	19133	No
149	GOM_NL__2PRFIN20051027_174003_000000352042_00041_19133_7971.N1	27-OCT-2005 17:40:03	Bright	35.000	140	88Gam Peg	2.8340	26000.	70	19133	No
150	GOM_NL__2PRFIN20051027_174355_000000372042_00041_19133_7972.N1	27-OCT-2005 17:43:55	Bright	36.500	58	21Alp And	2.0730	11000.	73	19133	No
151	GOM_NL__2PRFIN20051027_174539_000000392042_00041_19133_7973.N1	27-OCT-2005 17:45:39	Bright	38.500	53	43Bet And	2.0480	3300.0	77	19133	No
152	GOM_NL__2PRFIN20051027_175128_000000362042_00041_19133_7974.N1	27-OCT-2005 17:51:28	Bright	35.500	68	18Alp Cas	2.2250	4500.0	71	19133	No
153	GOM_NL__2PRFIN20051027_175242_000000362042_00041_19133_7975.N1	27-OCT-2005 17:52:42	Bright	35.500	76	27Gam Cas	2.3000	30000.	71	19133	No
154	GOM_NL__2PRFIN20051027_180044_000000362042_00041_19133_7976.N1	27-OCT-2005 18:00:44	Bright	36.000	49	1Alp UMi	1.9900	6300.0	72	19133	No
155	GOM_NL__2PRFIN20051027_180422_000000372042_00041_19133_7977.N1	27-OCT-2005 18:04:22	Bright	36.500	60	7Bet UMi	2.0810	3950.0	73	19133	No
156	GOM_NL__2PRFIN20051027_181019_000000342042_00041_19133_7978.N1	27-OCT-2005 18:10:19	Bright	33.500	32	77Eps UMa	1.7630	11000.	67	19133	No
157	GOM_NL__2PRFIN20051027_181510_000000352042_00041_19133_7979.N1	27-OCT-2005 18:15:10	Bright	34.500	152	12Alp2CVn	2.8900	11000.	69	19133	No
158	GOM_NL__2PRFIN20051027_182232_000000522042_00041_19133_7980.N1	27-OCT-2005 18:22:32	Bright	52.000	62	94Bet Leo	2.1360	9700.0	104	19133	No
159	GOM_NL__2PRFIN20051027_184101_000000402042_00041_19133_7981.N1	27-OCT-2005 18:41:01	Dark	39.500	113	Mu Vel	2.6920	5000.0	79	19133	No
160	GOM_NL__2PRFIN20051027_184435_000000402042_00042_19134_7967.N1	27-OCT-2005 18:44:35	Dark	40.000	91	Kap Vel	2.4900	26000.	80	19134	No

161	GOM_NL__2PRFIN20051027_185824_000000382042_00042_19134_7968.N1	27-OCT-2005 18:58:24	Dark	38.000	143	Alp Hyi	2.8570	7200.0	76	19134	No
162	GOM_NL__2PRFIN20051027_185948_000000382042_00042_19134_7969.N1	27-OCT-2005 18:59:48	Dark	37.500	9	Alp Eri	0.45300	24000.	75	19134	No
163	GOM_NL__2PRFIN20051027_191110_000000432042_00042_19134_7970.N1	27-OCT-2005 19:11:10	Straylight	42.500	52	16Bet Cet	2.0370	4500.0	85	19134	No
164	GOM_NL__2PRFIN20051027_192039_000000352042_00042_19134_7971.N1	27-OCT-2005 19:20:39	Bright	34.500	140	88Gam Peg	2.8340	26000.	69	19134	No
165	GOM_NL__2PRFIN20051027_192431_000000362042_00042_19134_7972.N1	27-OCT-2005 19:24:31	Bright	36.000	58	21Alp And	2.0730	11000.	72	19134	No
166	GOM_NL__2PRFIN20051027_192614_000000362042_00042_19134_7973.N1	27-OCT-2005 19:26:14	Bright	36.000	53	43Bet And	2.0480	3300.0	72	19134	No
167	GOM_NL__2PRFIN20051027_193204_000000362042_00042_19134_7974.N1	27-OCT-2005 19:32:04	Bright	36.000	68	18Alp Cas	2.2250	4500.0	72	19134	No
168	GOM_NL__2PRFIN20051027_193318_000000352042_00042_19134_7975.N1	27-OCT-2005 19:33:18	Bright	35.000	76	27Gam Cas	2.3000	30000.	70	19134	No
169	GOM_NL__2PRFIN20051027_194120_000000352042_00042_19134_7976.N1	27-OCT-2005 19:41:20	Bright	34.500	49	1Alp UMi	1.9900	6300.0	69	19134	No
170	GOM_NL__2PRFIN20051027_194458_000000382042_00042_19134_7977.N1	27-OCT-2005 19:44:58	Bright	37.500	60	7Bet UMi	2.0810	3950.0	75	19134	No
171	GOM_NL__2PRFIN20051027_195055_000000342042_00042_19134_7978.N1	27-OCT-2005 19:50:55	Bright	34.000	32	77Eps UMa	1.7630	11000.	68	19134	No
172	GOM_NL__2PRFIN20051027_195547_000000342042_00042_19134_7979.N1	27-OCT-2005 19:55:47	Bright	33.500	152	12Alp2CVn	2.8900	11000.	67	19134	No
173	GOM_NL__2PRFIN20051027_200308_000000522042_00042_19134_7980.N1	27-OCT-2005 20:03:08	Bright	52.000	62	94Bet Leo	2.1360	9700.0	104	19134	No
174	GOM_NL__2PRFIN20051027_202137_000000422042_00042_19134_7981.N1	27-OCT-2005 20:21:37	Dark	41.500	113	Mu Vel	2.6920	5000.0	83	19134	No
175	GOM_NL__2PRFIN20051027_202512_000000392042_00043_19135_7967.N1	27-OCT-2005 20:25:12	Dark	39.000	91	Kap Vel	2.4900	26000.	78	19135	No
176	GOM_NL__2PRFIN20051027_203900_000000382042_00043_19135_7968.N1	27-OCT-2005 20:39:00	Dark	37.500	143	Alp Hyi	2.8570	7200.0	75	19135	No
177	GOM_NL__2PRFIN20051027_204024_000000392042_00043_19135_7969.N1	27-OCT-2005 20:40:24	Dark	38.500	9	Alp Eri	0.45300	24000.	77	19135	No
178	GOM_NL__2PRFIN20051027_205146_000000412042_00043_19135_7970.N1	27-OCT-2005 20:51:46	Straylight	41.000	52	16Bet Cet	2.0370	4500.0	82	19135	No
179	GOM_NL__2PRFIN20051027_210115_000000352042_00043_19135_7971.N1	27-OCT-2005 21:01:15	Bright	35.000	140	88Gam Peg	2.8340	26000.	70	19135	No
180	GOM_NL__2PRFIN20051027_210507_000000352042_00043_19135_7972.N1	27-OCT-2005 21:05:07	Bright	35.000	58	21Alp And	2.0730	11000.	70	19135	No
181	GOM_NL__2PRFIN20051027_210650_000000382042_00043_19135_7973.N1	27-OCT-2005 21:06:50	Bright	38.000	53	43Bet And	2.0480	3300.0	76	19135	No
182	GOM_NL__2PRFIN20051027_211240_000000372042_00043_19135_7974.N1	27-OCT-2005 21:12:40	Bright	37.000	68	18Alp Cas	2.2250	4500.0	74	19135	No
183	GOM_NL__2PRFIN20051027_211354_000000372042_00043_19135_7975.N1	27-OCT-2005 21:13:54	Bright	36.500	76	27Gam Cas	2.3000	30000.	73	19135	No
184	GOM_NL__2PRFIN20051027_212156_000000352042_00043_19135_7976.N1	27-OCT-2005 21:21:56	Bright	35.000	49	1Alp UMi	1.9900	6300.0	70	19135	No
185	GOM_NL__2PRFIN20051027_212535_000000332042_00043_19135_7977.N1	27-OCT-2005 21:25:35	Bright	33.000	60	7Bet UMi	2.0810	3950.0	66	19135	No
186	GOM_NL__2PRFIN20051027_213131_000000362042_00043_19135_7978.N1	27-OCT-2005 21:31:31	Bright	36.000	32	77Eps UMa	1.7630	11000.	72	19135	No
187	GOM_NL__2PRFIN20051027_213623_000000512042_00043_19135_7979.N1	27-OCT-2005 21:36:23	Bright	51.000	152	12Alp2CVn	2.8900	11000.	102	19135	No
188	GOM_NL__2PRFIN20051027_214344_000000362042_00043_19135_7980.N1	27-OCT-2005 21:43:44	Bright	36.000	62	94Bet Leo	2.1360	9700.0	72	19135	No
189	GOM_NL__2PRFIN20051027_220213_000000392042_00043_19135_7981.N1	27-OCT-2005 22:02:13	Dark	38.500	113	Mu Vel	2.6920	5000.0	77	19135	No
190	GOM_NL__2PRFIN20051027_220548_000000392042_00044_19136_7967.N1	27-OCT-2005 22:05:48	Dark	38.500	91	Kap Vel	2.4900	26000.	77	19136	No
191	GOM_NL__2PRFIN20051027_221936_000000392042_00044_19136_7968.N1	27-OCT-2005 22:19:36	Dark	38.500	143	Alp Hyi	2.8570	7200.0	77	19136	No
192	GOM_NL__2PRFIN20051027_222100_000000392042_00044_19136_7969.N1	27-OCT-2005 22:21:00	Dark	38.500	9	Alp Eri	0.45300	24000.	77	19136	No
193	GOM_NL__2PRFIN20051027_223222_000000442042_00044_19136_7970.N1	27-OCT-2005 22:32:22	Straylight	44.000	52	16Bet Cet	2.0370	4500.0	88	19136	No
194	GOM_NL__2PRFIN20051027_224151_000000352042_00044_19136_7971.N1	27-OCT-2005 22:41:51	Bright	35.000	140	88Gam Peg	2.8340	26000.	70	19136	No
195	GOM_NL__2PRFIN20051027_224543_000000362042_00044_19136_7972.N1	27-OCT-2005 22:45:43	Bright	35.500	58	21Alp And	2.0730	11000.	71	19136	No
196	GOM_NL__2PRFIN20051027_224726_000000382042_00044_19136_7973.N1	27-OCT-2005 22:47:26	Bright	37.500	53	43Bet And	2.0480	3300.0	75	19136	No
197	GOM_NL__2PRFIN20051027_225316_000000372042_00044_19136_7974.N1	27-OCT-2005 22:53:16	Bright	37.000	68	18Alp Cas	2.2250	4500.0	74	19136	No
198	GOM_NL__2PRFIN20051027_225430_000000372042_00044_19136_7975.N1	27-OCT-2005 22:54:30	Bright	36.500	76	27Gam Cas	2.3000	30000.	73	19136	No
199	GOM_NL__2PRFIN20051027_230232_000000352042_00044_19136_7976.N1	27-OCT-2005 23:02:32	Bright	35.000	49	1Alp UMi	1.9900	6300.0	70	19136	No
200	GOM_NL__2PRFIN20051027_230611_000000332042_00044_19136_7977.N1	27-OCT-2005 23:06:11	Bright	32.500	60	7Bet UMi	2.0810	3950.0	65	19136	No
201	GOM_NL__2PRFIN20051027_231207_000000342042_00044_19136_7978.N1	27-OCT-2005 23:12:07	Bright	34.000	32	77Eps UMa	1.7630	11000.	68	19136	No
202	GOM_NL__2PRFIN20051027_231659_000000392042_00044_19136_7979.N1	27-OCT-2005 23:16:59	Bright	39.000	152	12Alp2CVn	2.8900	11000.	78	19136	No
203	GOM_NL__2PRFIN20051027_232420_000000342042_00044_19136_7980.N1	27-OCT-2005 23:24:20	Bright	33.500	62	94Bet Leo	2.1360	9700.0	67	19136	No
204	GOM_NL__2PRFIN20051027_234250_000000422042_00044_19136_7981.N1	27-OCT-2005 23:42:50	Dark	42.000	113	Mu Vel	2.6920	5000.0	84	19136	No
205	GOM_NL__2PRFIN20051027_234625_000000402042_00045_19137_7967.N1	27-OCT-2005 23:46:25	Dark	40.000	91	Kap Vel	2.4900	26000.	80	19137	No

3. Quality information per product

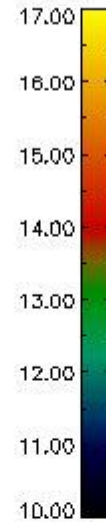
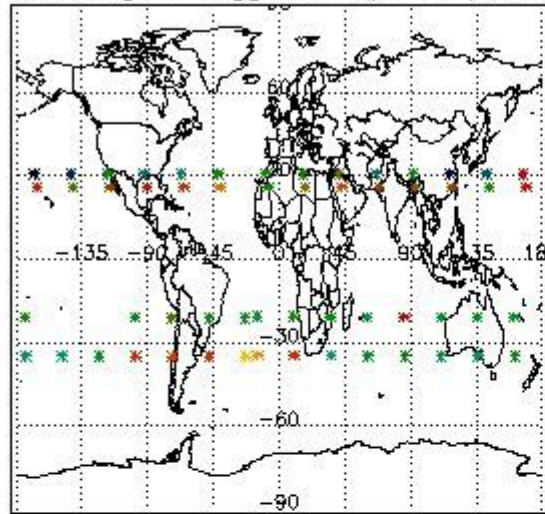
In this section it is plotted some information contained in the Quality Summary data set of the level 2 products. Only products in dark limb conditions and without errors (error flag in the MPH set to "0") are used.

3.1 Plot quality information per product (time dependant)

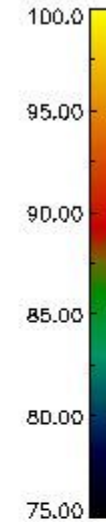
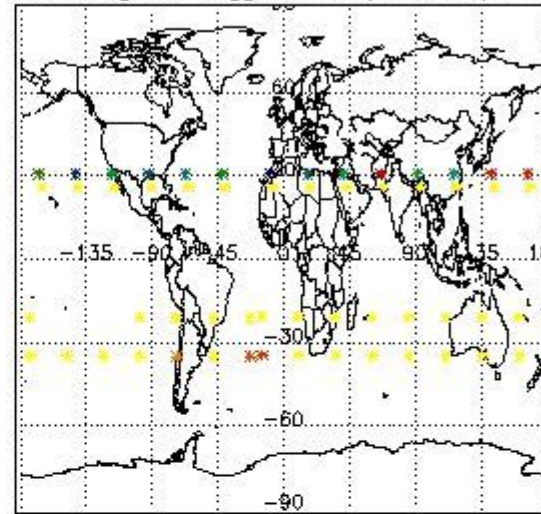


3.2 Plot quality information per product (world map)

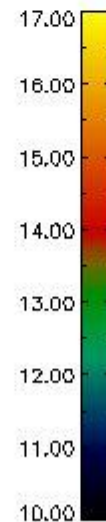
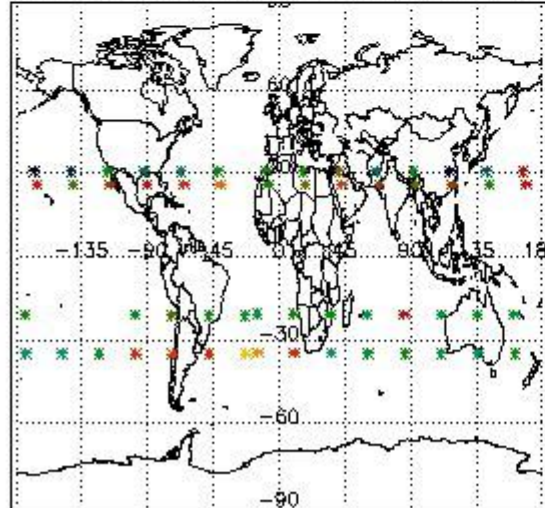
Percentage of flagged data per O3 profile



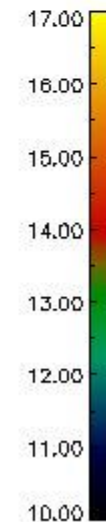
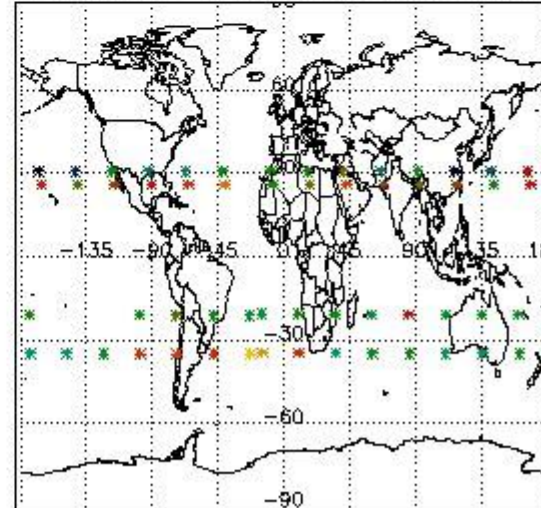
Percentage of flagged data per H2O profile



Percentage of flagged data per NO2 profile



Percentage of flagged data per NO3 profile

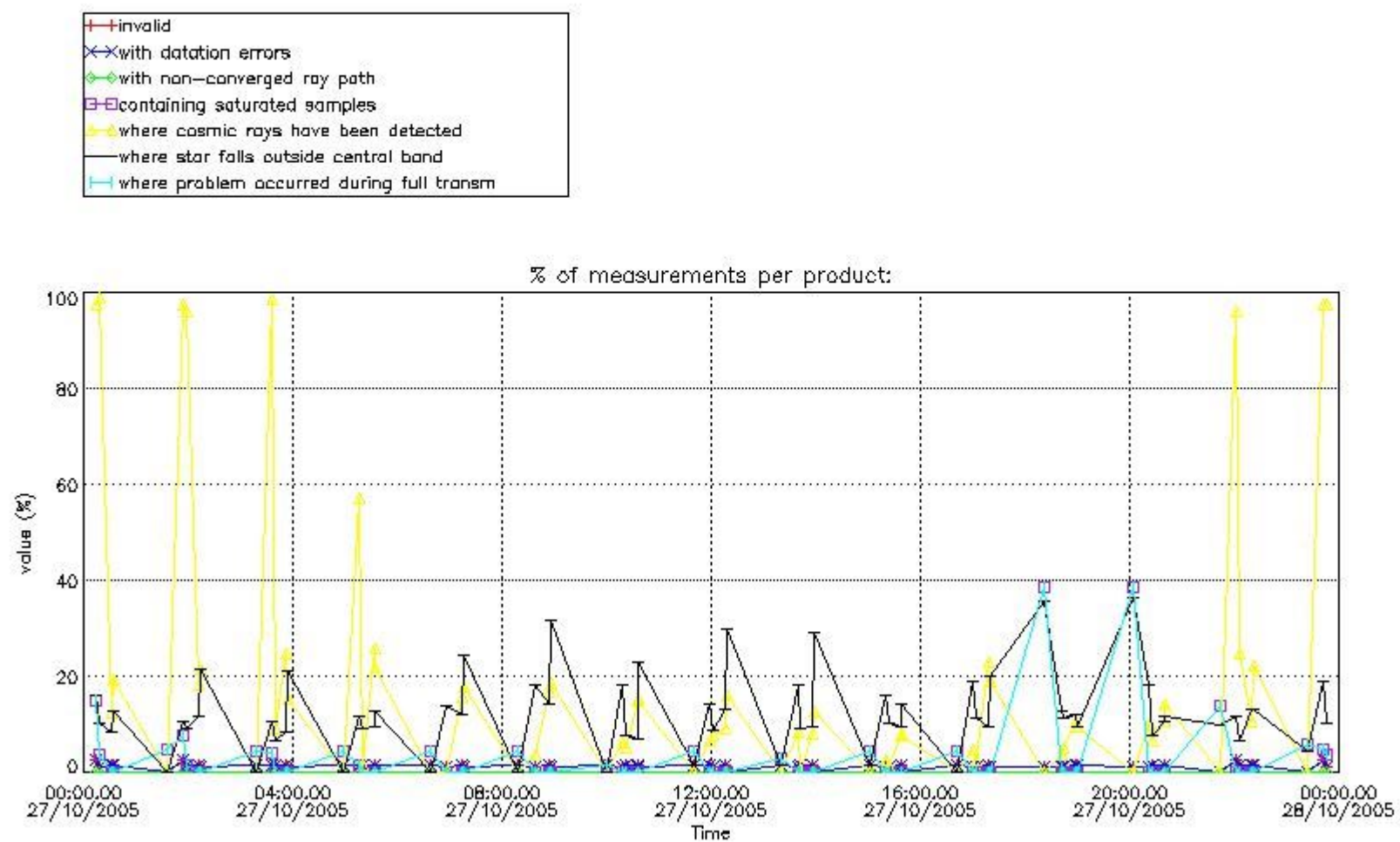


4. Level 1 quality information per product

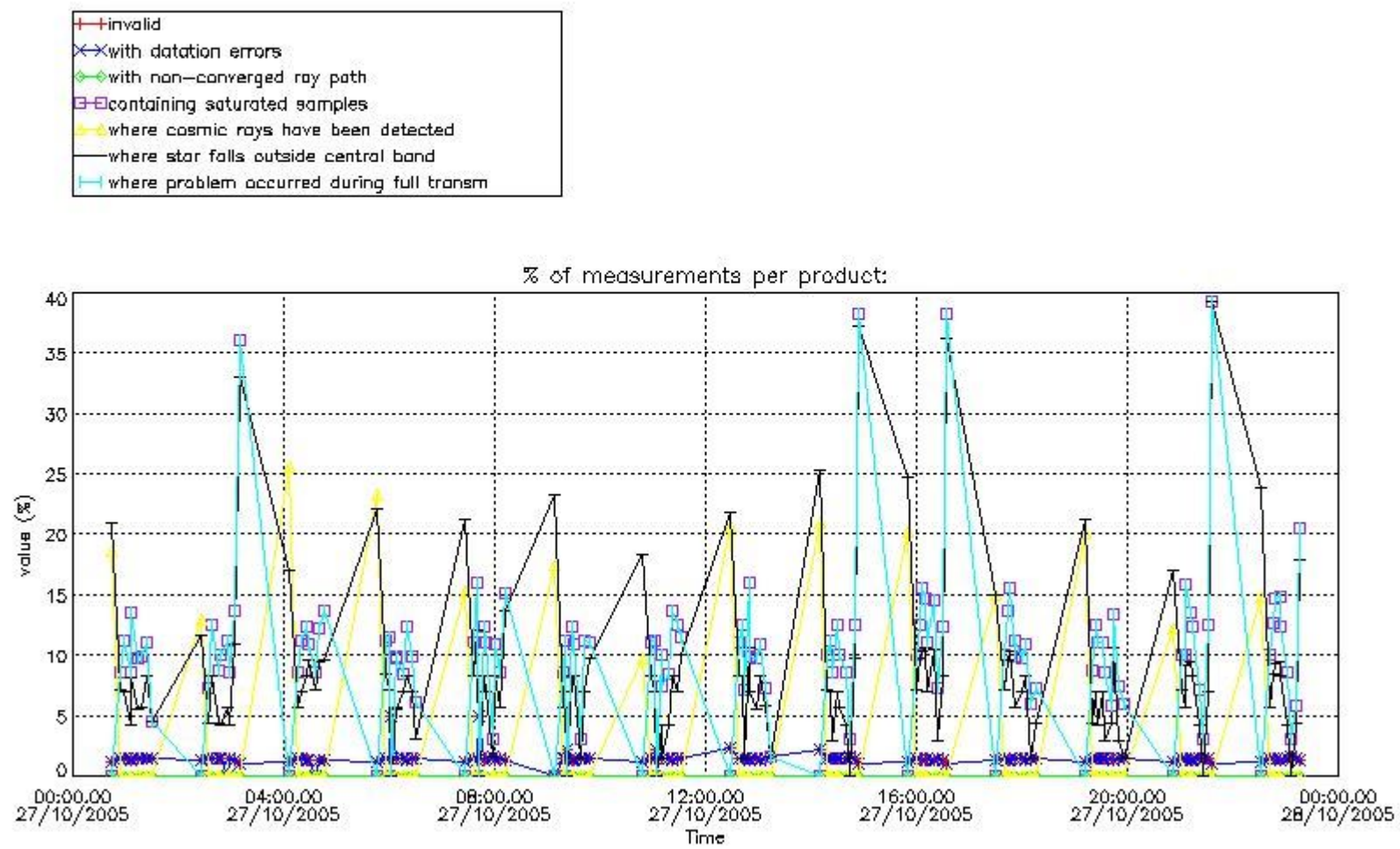
In this section it is plotted some information contained in the Quality Summary data set of the level 2 products that comes from the level 1b processing. Products without errors (error flag in the MPH set to "0") are used.

4.1 Plot quality information per product (time dependant) coming from level 1b processing

4.1.1 Plot level 1 quality information per product (time dependant): ENVISAT ASCENDING passes



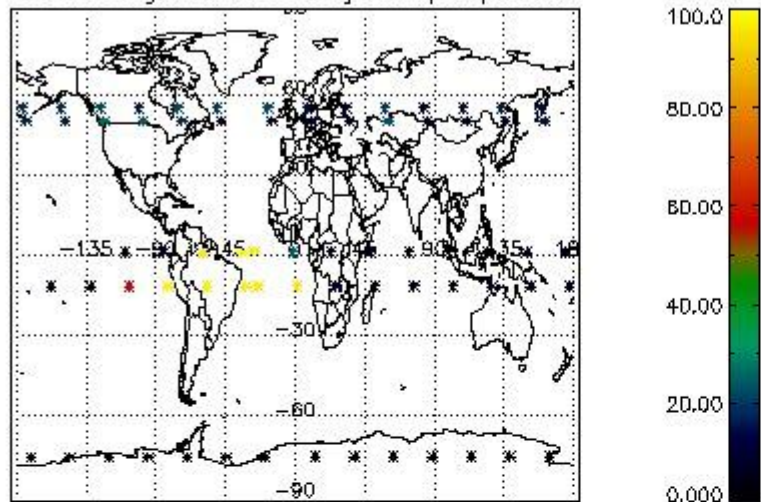
4.1.2 Plot level 1 quality information per product (time dependant): ENVI SAT DESCENDING passes



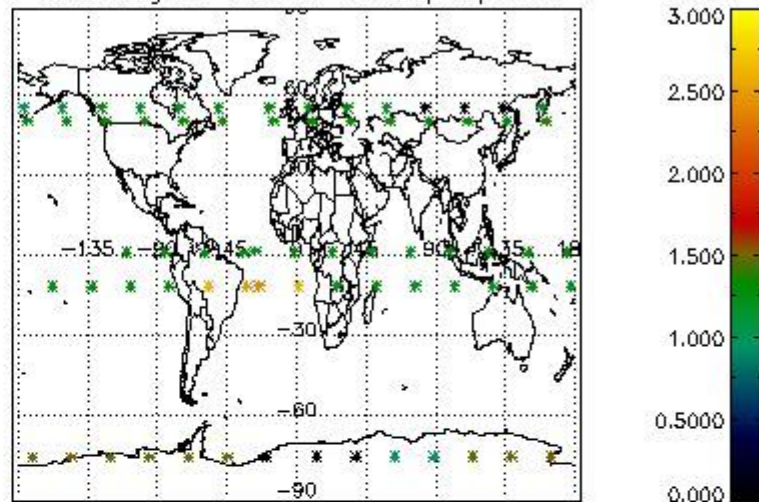
4.2 Plot quality information per product coming from level 1b processing (world map)

4.2.1 Plot level 1 quality information per product (world map): ENVISAT ASCENDING passes

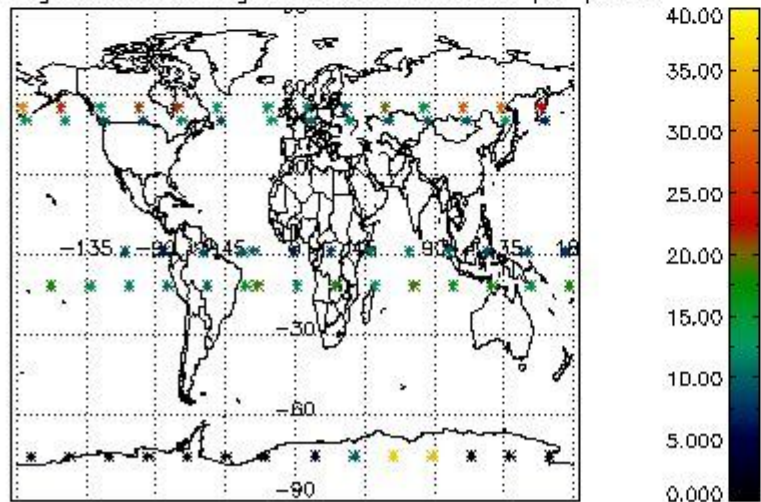
Percentage of cosmic ray hits per profile



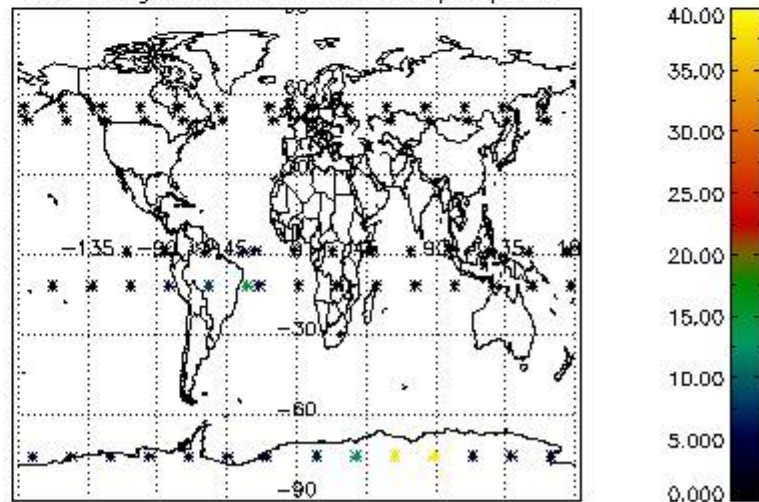
Percentage of datation errors per profile



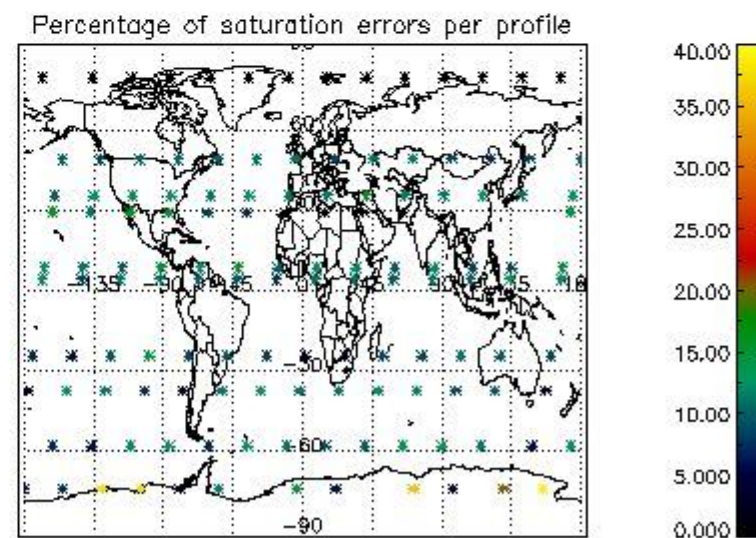
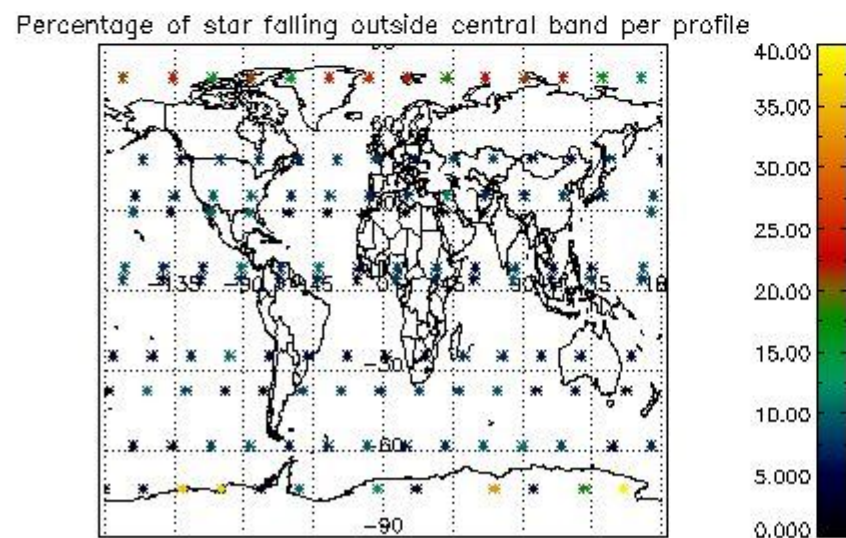
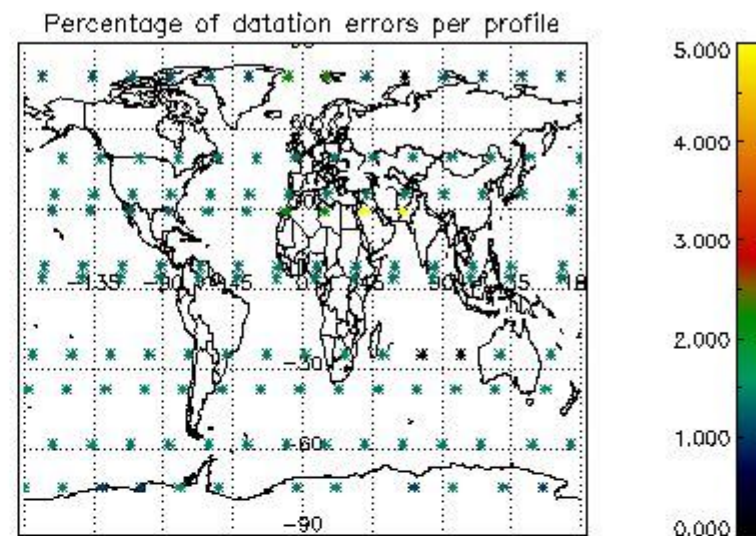
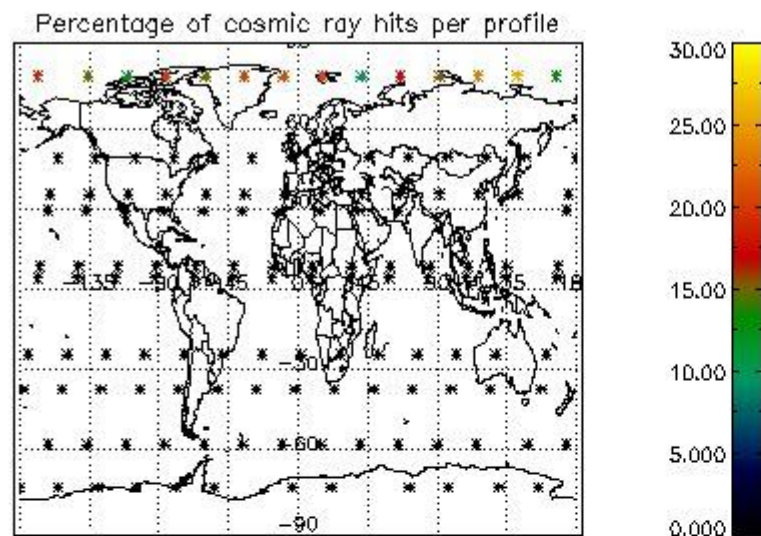
Percentage of star falling outside central band per profile



Percentage of saturation errors per profile



4.2.2 Plot level 1 quality information per product (world map): ENVISAT DESCENDING passes



5. Trace gas profiles

5.1 Ozone statistics based on quality of products

The final quality of the products can be "measured" using the STD (Standard Deviation) attached to every point profile. This information is written to the parameter GOM_NL__2P/NL_LOCAL_SPECIES_DENSITY/o3_std of the level 2 products. The table below shows the statistics for given STD ranges.

The statistics are given with respect to the overall valid production:

- Products without fatal errors: GOM_NL__2P/MPH/PRODUCT_ERR=0
- Valid point profile: GOM_NL__2P/NL_LOCAL_SPECIES_DENSITY/pcd(0)=0

The 'Criteria' is applied to valid points of dark limb products:

- Products in dark limb illumination condition: GOM_NL__2P/NL_SUMMARY_QUALITY/obs_ill_cond=0
- Products without fatal errors: GOM_NL__2P/MPH/PRODUCT_ERR=0
- Valid point profile: GOM_NL__2P/NL_LOCAL_SPECIES_DENSITY/pcd(0)=0

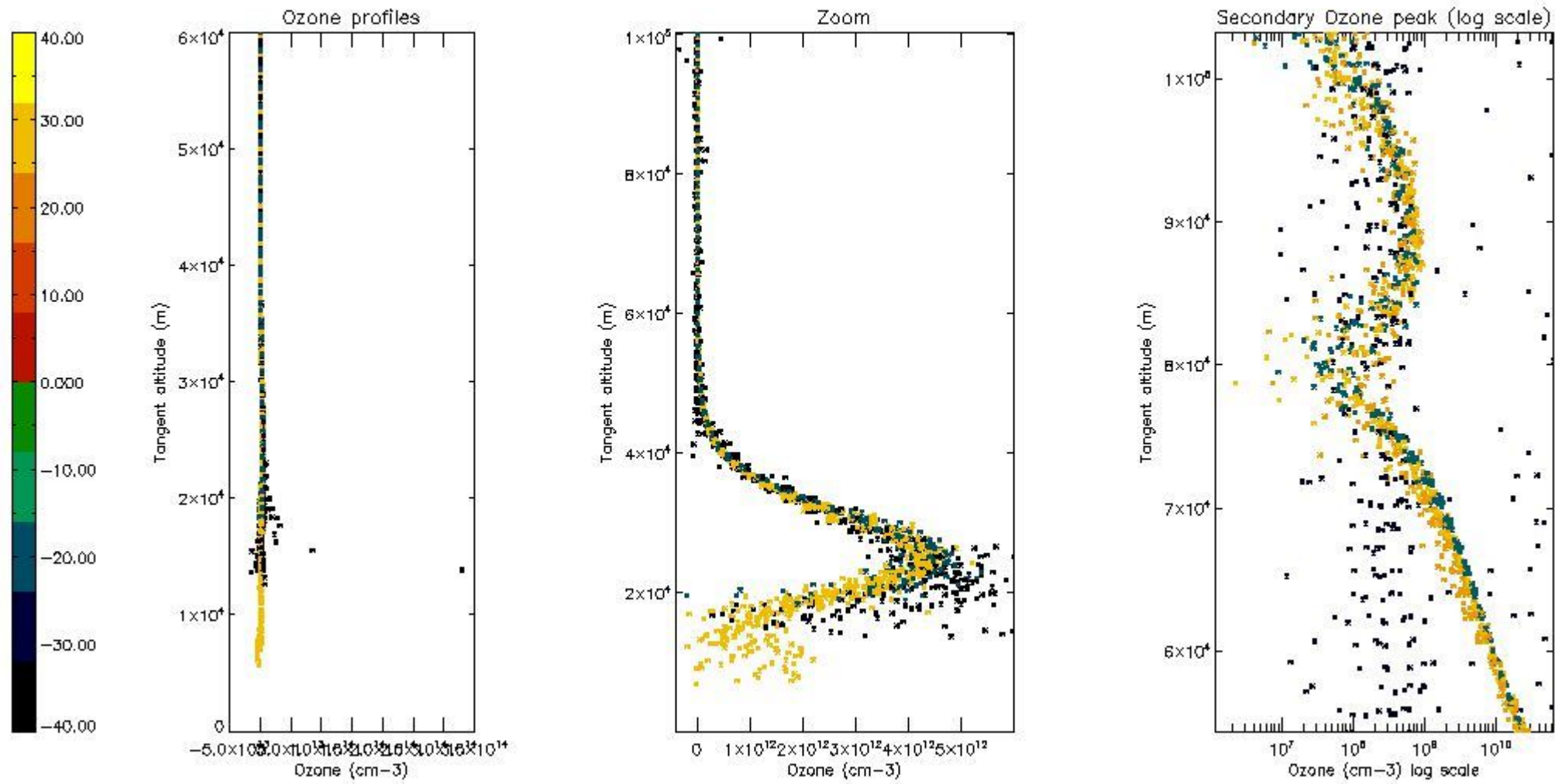
So, the table below shows the percentage of dark limb and valid observations for each criteria with respect to the overall valid daily observations.

Criteria	% of total production
All STD	30
STD < 20	17

STD < 10	13
STD < 5	9

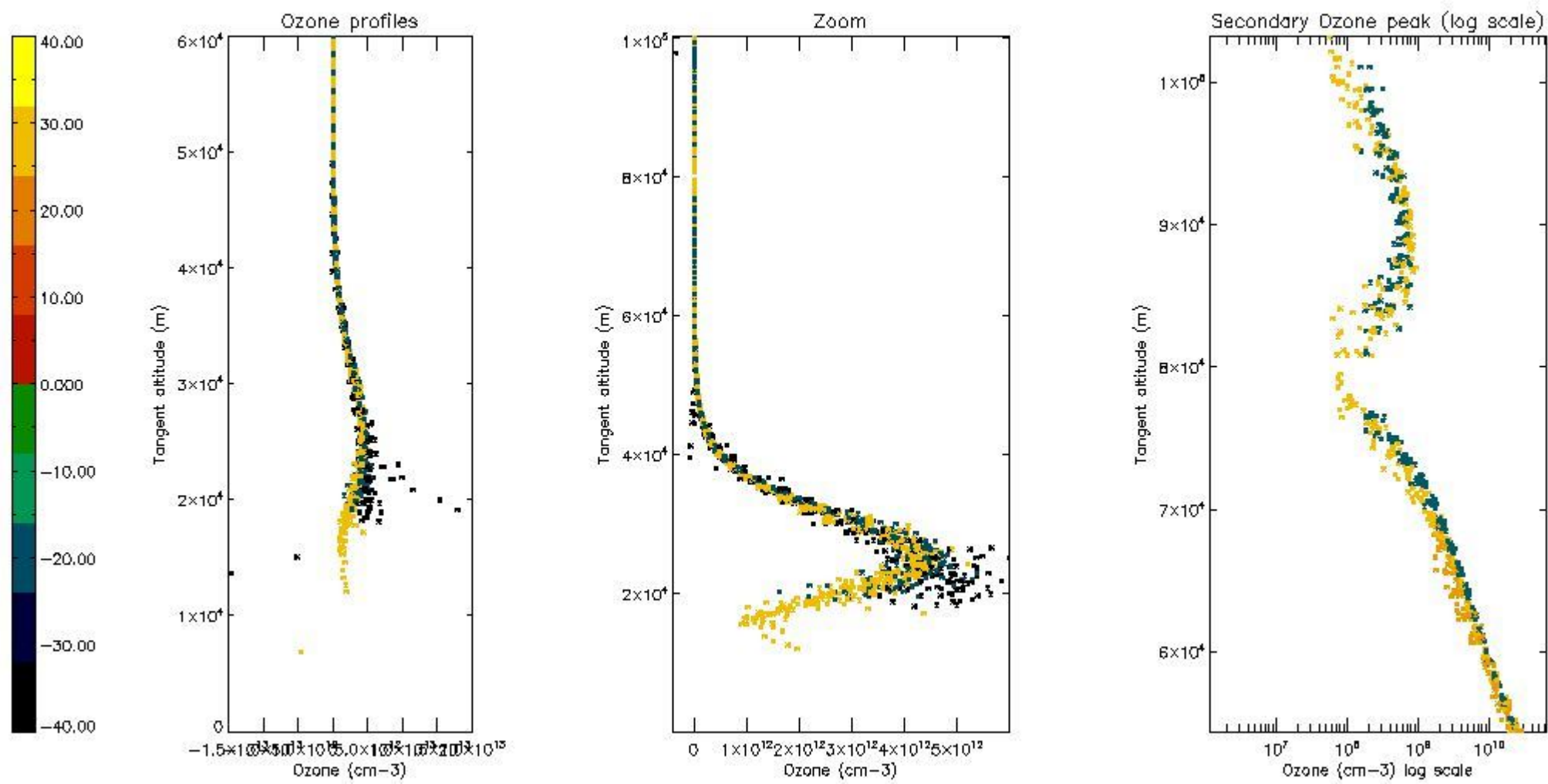
5.2 Plot ozone profiles for all STD (dark without errors)

The colorbar represents the latitude.



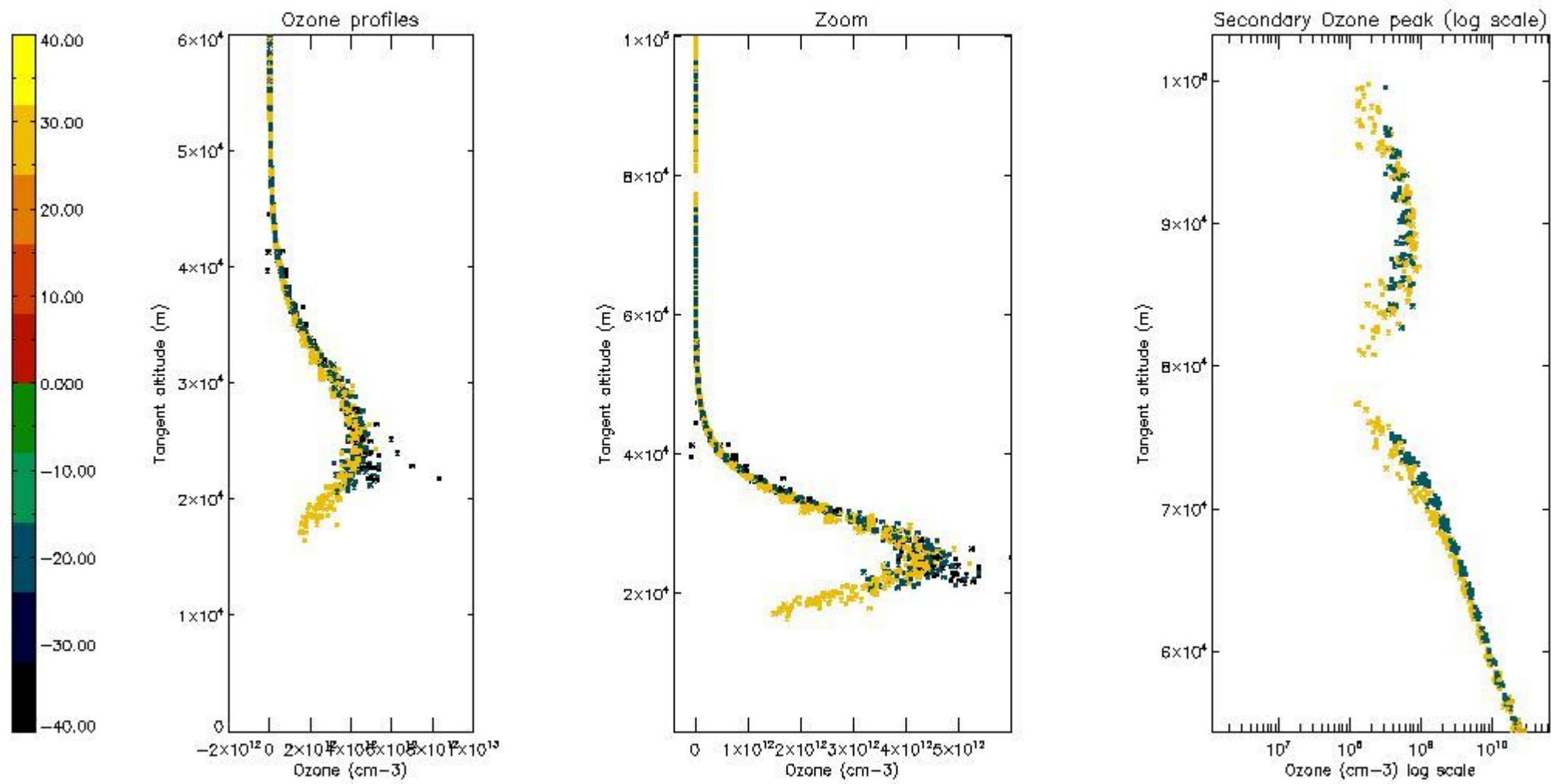
5.3 Plot ozone profiles where STD < 20% (dark without errors)

The colorbar represents the latitude.



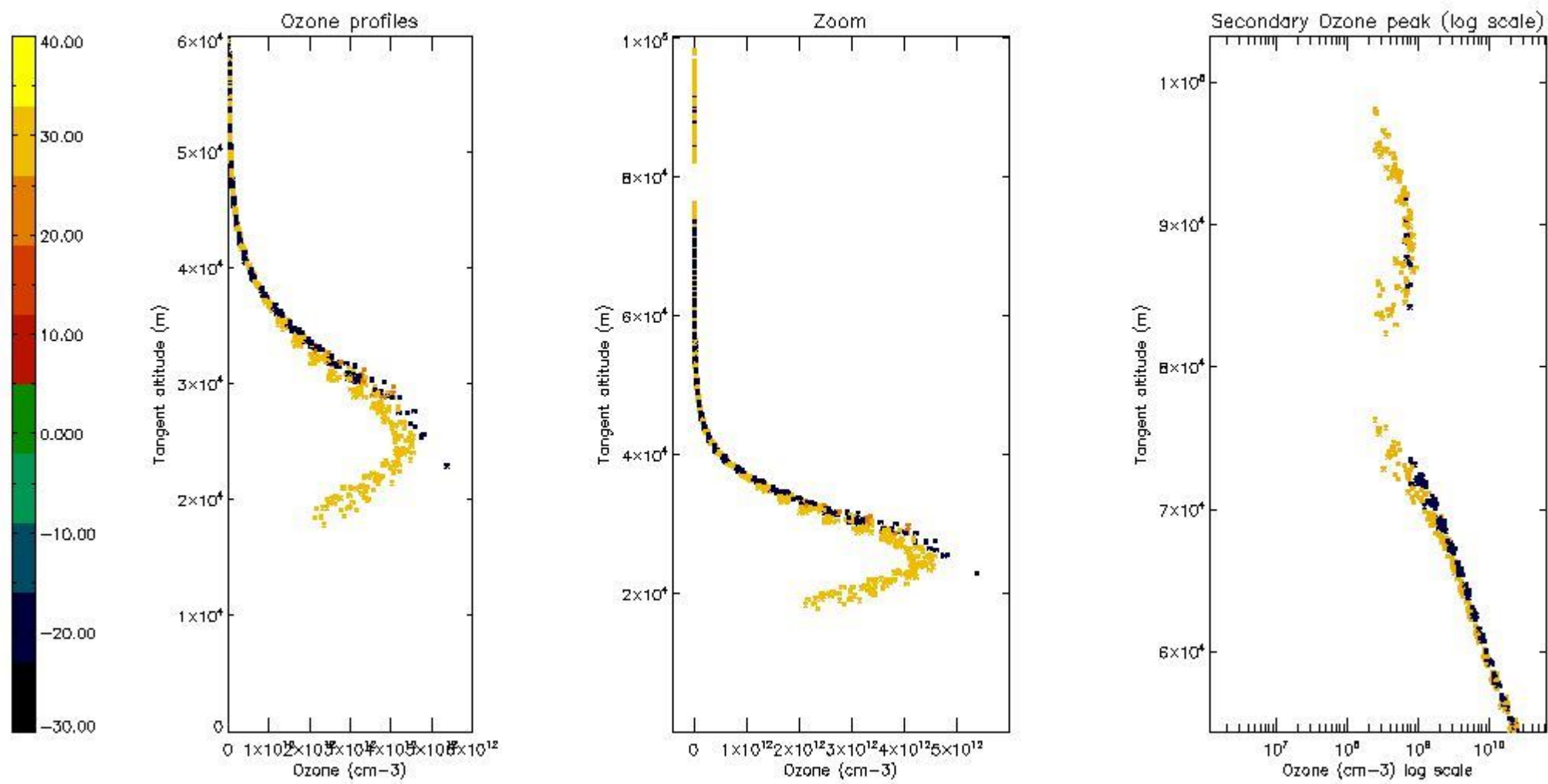
5.4 Plot ozone profiles where STD < 10% (dark without errors)

The colorbar represents the latitude.



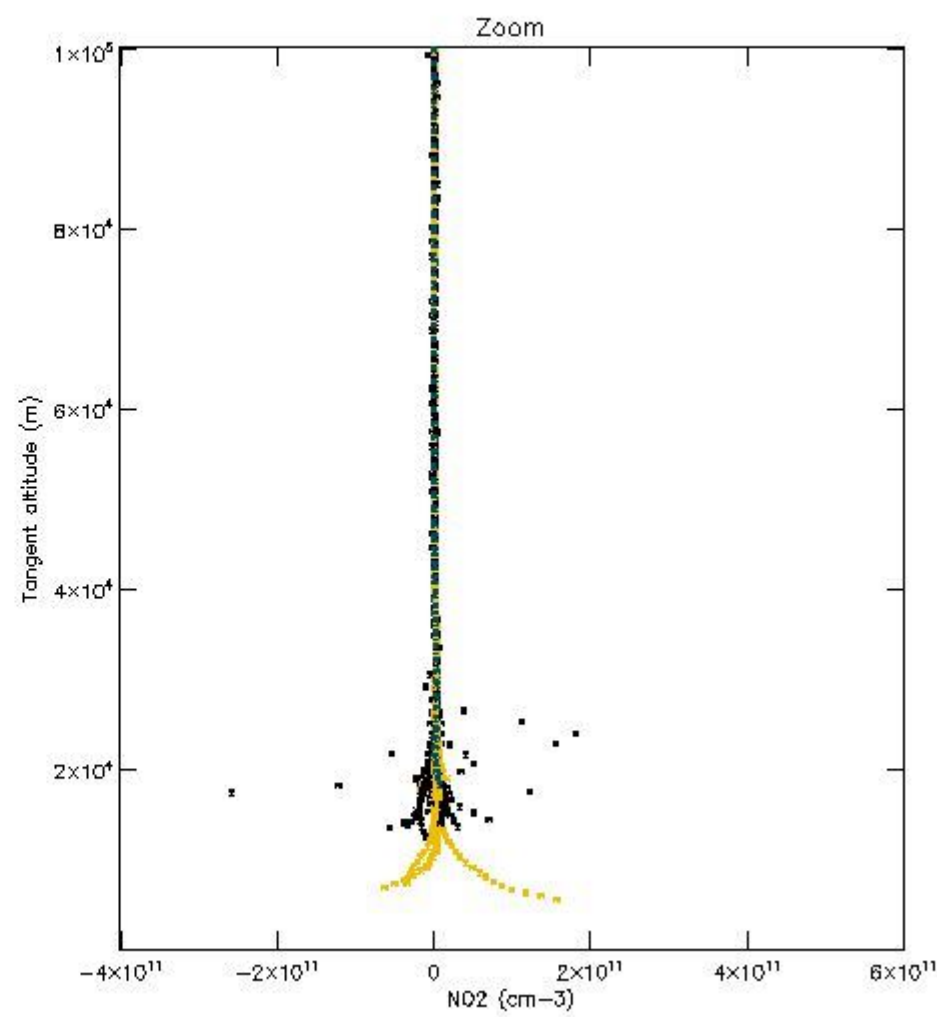
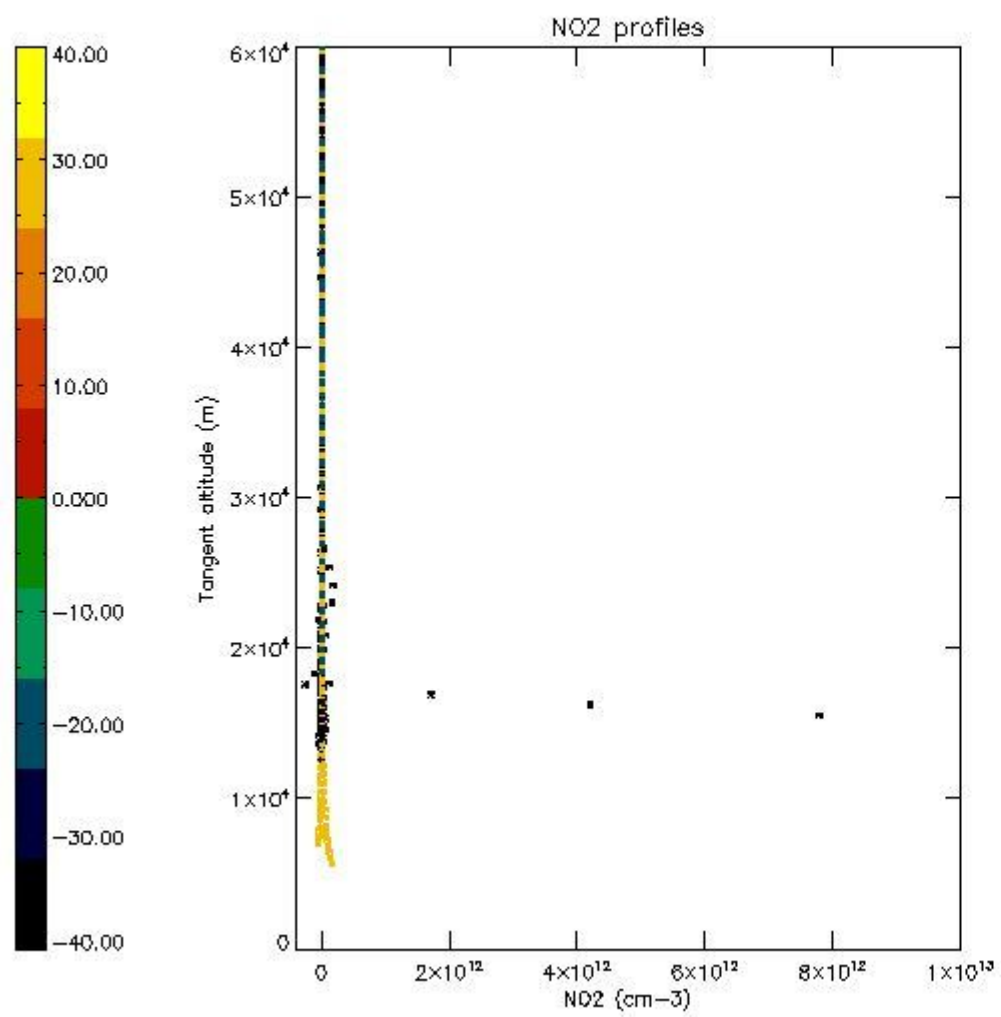
5.5 Plot ozone profiles where STD < 5% (dark without errors)

The colorbar represents the latitude.



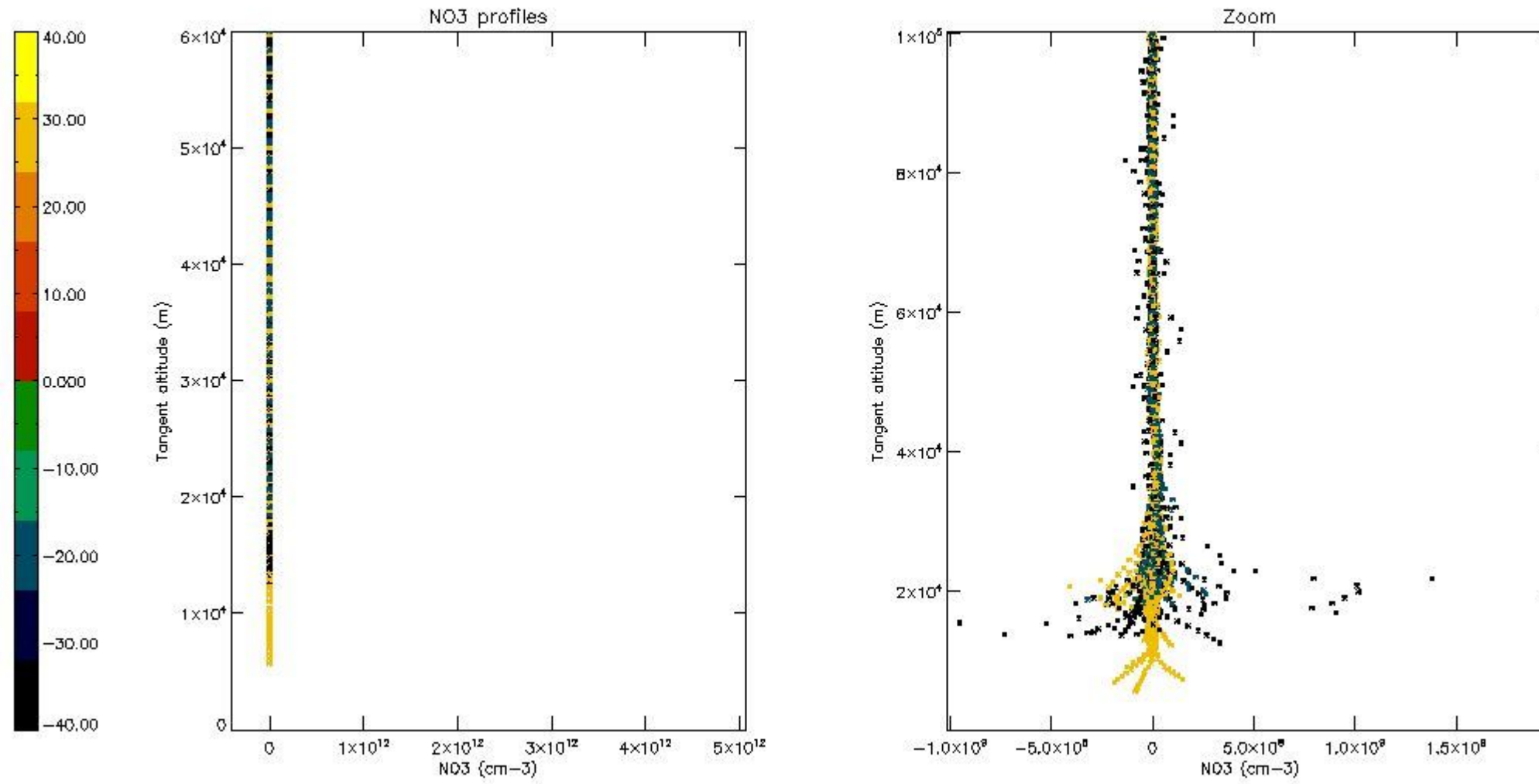
5.6 Plot NO₂ profiles for all STD (dark without errors)

The colorbar represents the latitude.



5.7 Plot NO3 profiles for all STD (dark without errors)

The colorbar represents the latitude.



6. Auxiliary Data Files used for the production reported in section 2

The number reported in the third column indicates since which file (see list in section 2) the corresponding auxiliary file has been used. The fourth column is the date of those product files.

Type	Auxiliary Filename	Used since product	Used since product date
INST_PHYS_CHARACTERISTICS	GOM_INS_AXVIEC20091111_143220_20030716_120000_20500101_000000	1	27-OCT-2005 00:14:22
LEVEL-2_PROC_CONFIG	GOM_PR2_AXVIEC20091111_152718_20020301_000000_20500101_000000	1	27-OCT-2005 00:14:22
CROSS_SECTIONS_FILE	GOM_CRS_AXVIEC20091111_154832_20020301_000000_20500101_000000	1	27-OCT-2005 00:14:22

GOMOS Level 2 Daily Report

SUMMARY

[1. General Info](#)

[2. Summary of processed GOM_NL_2P products](#)

[3. Level 2 Quality information per product](#)

[3.1 Plot of level 2 quality information per product \(time dependant\)](#)

[3.2 Plot of level 2 quality information per product \(world map\)](#)

[4. Level 1 Quality information per product \(stored on level 2 products\)](#)

[4.1 Plot of level 1 quality information per product \(time dependant\)](#)

[4.1.1 Plot of level 1 quality information per product \(time dependant\): ASCENDING](#)

[4.1.2 Plot of level 1 quality information per product \(time dependant\): DESCENDING](#)

[4.2 Plot of level 1 quality information per product \(world map\)](#)

[4.2.1 Plot of level 1 quality information per product \(world map\): ASCENDING](#)

[4.2.2 Plot of level 1 quality information per product \(world map\): DESCENDING](#)

[5. Ozone profiles based on quality statistics and other trace gas profiles](#)

[5.1 Ozone statistics based on quality of products](#)

[5.2 Plot ozone profiles for all STD \(dark without errors\)](#)

[5.3 Plot ozone profiles where STD < 20% \(dark without errors\)](#)

[5.4. Plot ozone profiles where STD < 10% \(dark without errors\)](#)

[5.5. Plot ozone profiles where STD < 5% \(dark without errors\)](#)

[5.6 Plot NO2 profiles for all STD \(dark without errors\)](#)

[5.7 Plot NO3 profiles for all STD \(dark without errors\)](#)

[5.8 Plot H2O profiles \(only for occultations of stars 1,2,3,4,13,14,16,26,63 dark without errors\) for all STD](#)

[6. Auxiliary Data Files used for the production reported in section 2](#)

This report presents the daily analysis on parameters extracted from GOMOS level 2 data (GOM_NL__2P). It is intended to monitor some important parameters that will impact the quality of these products. A list of level 2 products (and content) that have arrived during the reporting day to the PCF is also given.

Item	Value
Time of report generation	18APR2013 12:06:02
Data source version	GOMOS/6.01
Start time of products	27-10-2005 (27OCT2005 00:00:00)
Stop time of products	28-10-2005 (28OCT2005 00:00:00)
Store outputs in DB	Yes
Nb of level 2 prods	205
Nb of prods with errors	0

2. Summary of processed GOM_NL__2P products.

Nr	Filename	UTC Start time	Limb	Duration	Star Id	Star Name	Star Mag	Star Temp	Nb Meas	Orbit	Prod. error
1	GOM_NL__2PRFIN20051027_001422_000000412042_00030_19122_7960.N1	27-OCT-2005 00:14:22	Dark	40.500	113	Mu Vel	2.6920	5000.0	81	19122	No
2	GOM_NL__2PRFIN20051027_001754_000000402042_00031_19123_7947.N1	27-OCT-2005 00:17:54	Dark	39.500	91	Kap Vel	2.4900	26000.	79	19123	No
3	GOM_NL__2PRFIN20051027_003146_000000372042_00031_19123_7948.N1	27-OCT-2005 00:31:46	Dark	36.500	143	Alp Hyi	2.8570	7200.0	73	19123	No
4	GOM_NL__2PRFIN20051027_003310_000000392042_00031_19123_7949.N1	27-OCT-2005 00:33:10	Dark	39.000	9	Alp Eri	0.45300	24000.	78	19123	No
5	GOM_NL__2PRFIN20051027_004433_000000432042_00031_19123_7950.N1	27-OCT-2005 00:44:33	Straylight	43.000	52	16Bet Cet	2.0370	4500.0	86	19123	No
6	GOM_NL__2PRFIN20051027_005401_000000352042_00031_19123_7951.N1	27-OCT-2005 00:54:01	Bright	35.000	140	88Gam Peg	2.8340	26000.	70	19123	No
7	GOM_NL__2PRFIN20051027_005754_000000362042_00031_19123_7952.N1	27-OCT-2005 00:57:54	Bright	35.500	58	21Alp And	2.0730	11000.	71	19123	No
8	GOM_NL__2PRFIN20051027_010529_000000352042_00031_19123_7953.N1	27-OCT-2005 01:05:29	Bright	35.000	68	18Alp Cas	2.2250	4500.0	70	19123	No
9	GOM_NL__2PRFIN20051027_010644_000000372042_00031_19123_7954.N1	27-OCT-2005 01:06:44	Bright	37.000	76	27Gam Cas	2.3000	30000.	74	19123	No
10	GOM_NL__2PRFIN20051027_011445_000000362042_00031_19123_7955.N1	27-OCT-2005 01:14:45	Bright	36.000	49	1Alp UMi	1.9900	6300.0	72	19123	No
11	GOM_NL__2PRFIN20051027_011821_000000362042_00031_19123_7956.N1	27-OCT-2005 01:18:21	Bright	35.500	60	7Bet UMi	2.0810	3950.0	71	19123	No
12	GOM_NL__2PRFIN20051027_012418_000000362042_00031_19123_7957.N1	27-OCT-2005 01:24:18	Bright	36.000	32	77Eps UMa	1.7630	11000.	72	19123	No
13	GOM_NL__2PRFIN20051027_012909_000000332042_00031_19123_7958.N1	27-OCT-2005 01:29:09	Bright	33.000	152	12Alp2CVn	2.8900	11000.	66	19123	No
14	GOM_NL__2PRFIN20051027_013630_000000332042_00031_19123_7959.N1	27-OCT-2005 01:36:30	Bright	32.500	62	94Bet Leo	2.1360	9700.0	65	19123	No
15	GOM_NL__2PRFIN20051027_015458_000000392042_00031_19123_7960.N1	27-OCT-2005 01:54:58	Dark	38.500	113	Mu Vel	2.6920	5000.0	77	19123	No
16	GOM_NL__2PRFIN20051027_015831_000000392042_00032_19124_7947.N1	27-OCT-2005 01:58:31	Dark	39.000	91	Kap Vel	2.4900	26000.	78	19124	No
17	GOM_NL__2PRFIN20051027_021222_000000392042_00032_19124_7948.N1	27-OCT-2005 02:12:22	Dark	38.500	143	Alp Hyi	2.8570	7200.0	77	19124	No
18	GOM_NL__2PRFIN20051027_021346_000000422042_00032_19124_7949.N1	27-OCT-2005 02:13:46	Dark	42.000	9	Alp Eri	0.45300	24000.	84	19124	No
19	GOM_NL__2PRFIN20051027_022509_000000392042_00032_19124_7950.N1	27-OCT-2005 02:25:09	Straylight	38.500	52	16Bet Cet	2.0370	4500.0	77	19124	No
20	GOM_NL__2PRFIN20051027_023437_000000352042_00032_19124_7951.N1	27-OCT-2005 02:34:37	Bright	34.500	140	88Gam Peg	2.8340	26000.	69	19124	No
21	GOM_NL__2PRFIN20051027_023830_000000362042_00032_19124_7952.N1	27-OCT-2005 02:38:30	Bright	36.000	58	21Alp And	2.0730	11000.	72	19124	No
22	GOM_NL__2PRFIN20051027_024605_000000352042_00032_19124_7953.N1	27-OCT-2005 02:46:05	Bright	34.500	68	18Alp Cas	2.2250	4500.0	69	19124	No
23	GOM_NL__2PRFIN20051027_024719_000000352042_00032_19124_7954.N1	27-OCT-2005 02:47:19	Bright	35.000	76	27Gam Cas	2.3000	30000.	70	19124	No
24	GOM_NL__2PRFIN20051027_025521_000000362042_00032_19124_7955.N1	27-OCT-2005 02:55:21	Bright	35.500	49	1Alp UMi	1.9900	6300.0	71	19124	No
25	GOM_NL__2PRFIN20051027_025857_000000352042_00032_19124_7956.N1	27-OCT-2005 02:58:57	Bright	35.000	60	7Bet UMi	2.0810	3950.0	70	19124	No
26	GOM_NL__2PRFIN20051027_030454_000000372042_00032_19124_7957.N1	27-OCT-2005 03:04:54	Bright	36.500	32	77Eps UMa	1.7630	11000.	73	19124	No
27	GOM_NL__2PRFIN20051027_030945_000000492042_00032_19124_7958.N1	27-OCT-2005 03:09:45	Bright	48.500	152	12Alp2CVn	2.8900	11000.	97	19124	No
28	GOM_NL__2PRFIN20051027_031706_000000342042_00032_19124_7959.N1	27-OCT-2005 03:17:06	Bright	33.500	62	94Bet Leo	2.1360	9700.0	67	19124	No
29	GOM_NL__2PRFIN20051027_033534_000000382042_00032_19124_7960.N1	27-OCT-2005 03:35:34	Dark	38.000	113	Mu Vel	2.6920	5000.0	76	19124	No
30	GOM_NL__2PRFIN20051027_033907_000000382042_00033_19125_7947.N1	27-OCT-2005 03:39:07	Dark	38.000	91	Kap Vel	2.4900	26000.	76	19125	No
31	GOM_NL__2PRFIN20051027_035258_000000372042_00033_19125_7948.N1	27-OCT-2005 03:52:58	Dark	36.500	143	Alp Hyi	2.8570	7200.0	73	19125	No
32	GOM_NL__2PRFIN20051027_035422_000000432042_00033_19125_7949.N1	27-OCT-2005 03:54:22	Dark	42.500	9	Alp Eri	0.45300	24000.	85	19125	No
33	GOM_NL__2PRFIN20051027_040545_000000412042_00033_19125_7950.N1	27-OCT-2005 04:05:45	Straylight	41.000	52	16Bet Cet	2.0370	4500.0	82	19125	No
34	GOM_NL__2PRFIN20051027_041514_000000352042_00033_19125_7951.N1	27-OCT-2005 04:15:14	Bright	35.000	140	88Gam Peg	2.8340	26000.	70	19125	No
35	GOM_NL__2PRFIN20051027_041906_000000362042_00033_19125_7952.N1	27-OCT-2005 04:19:06	Bright	35.500	58	21Alp And	2.0730	11000.	71	19125	No
36	GOM_NL__2PRFIN20051027_042641_000000372042_00033_19125_7953.N1	27-OCT-2005 04:26:41	Bright	36.500	68	18Alp Cas	2.2250	4500.0	73	19125	No
37	GOM_NL__2PRFIN20051027_042755_000000372042_00033_19125_7954.N1	27-OCT-2005 04:27:55	Bright	36.500	76	27Gam Cas	2.3000	30000.	73	19125	No
38	GOM_NL__2PRFIN20051027_043557_000000352042_00033_19125_7955.N1	27-OCT-2005 04:35:57	Bright	35.000	49	1Alp UMi	1.9900	6300.0	70	19125	No
39	GOM_NL__2PRFIN20051027_043933_000000372042_00033_19125_7956.N1	27-OCT-2005 04:39:33	Bright	37.000	60	7Bet UMi	2.0810	3950.0	74	19125	No
40	GOM_NL__2PRFIN20051027_044531_000000372042_00033_19125_7957.N1	27-OCT-2005 04:45:31	Bright	36.500	32	77Eps UMa	1.7630	11000.	73	19125	No
41	GOM_NL__2PRFIN20051027_045743_000000342042_00033_19125_7958.N1	27-OCT-2005 04:57:43	Bright	33.500	62	94Bet Leo	2.1360	9700.0	67	19125	No
42	GOM_NL__2PRFIN20051027_051611_000000392042_00033_19125_7959.N1	27-OCT-2005 05:16:11	Dark	38.500	113	Mu Vel	2.6920	5000.0	77	19125	No

43	GOM_NL__2PRFIN20051027_051944_000000392042_00034_19126_7947.N1	27-OCT-2005 05:19:44	Dark	39.000	91	Kap Vel	2.4900	26000.	78	19126	No
44	GOM_NL__2PRFIN20051027_053335_000000372042_00034_19126_7948.N1	27-OCT-2005 05:33:35	Dark	37.000	143	Alp Hyi	2.8570	7200.0	74	19126	No
45	GOM_NL__2PRFIN20051027_053459_000000392042_00034_19126_7949.N1	27-OCT-2005 05:34:59	Dark	39.000	9	Alp Eri	0.45300	24000.	78	19126	No
46	GOM_NL__2PRFIN20051027_054621_000000432042_00034_19126_7950.N1	27-OCT-2005 05:46:21	Straylight	43.000	52	16Bet Cet	2.0370	4500.0	86	19126	No
47	GOM_NL__2PRFIN20051027_055550_000000362042_00034_19126_7951.N1	27-OCT-2005 05:55:50	Bright	35.500	140	88Gam Peg	2.8340	26000.	71	19126	No
48	GOM_NL__2PRFIN20051027_055943_000000352042_00034_19126_7952.N1	27-OCT-2005 05:59:43	Bright	35.000	58	21Alp And	2.0730	11000.	70	19126	No
49	GOM_NL__2PRFIN20051027_060128_000000102042_00034_19126_7953.N1	27-OCT-2005 06:01:28	Twilight_stray	10.000	53	43Bet And	2.0480	3300.0	20	19126	No
50	GOM_NL__2PRFIN20051027_060717_000000362042_00034_19126_7954.N1	27-OCT-2005 06:07:17	Bright	35.500	68	18Alp Cas	2.2250	4500.0	71	19126	No
51	GOM_NL__2PRFIN20051027_060831_000000362042_00034_19126_7955.N1	27-OCT-2005 06:08:31	Bright	36.000	76	27Gam Cas	2.3000	30000.	72	19126	No
52	GOM_NL__2PRFIN20051027_061633_000000362042_00034_19126_7956.N1	27-OCT-2005 06:16:33	Bright	35.500	49	1Alp UMi	1.9900	6300.0	71	19126	No
53	GOM_NL__2PRFIN20051027_062009_000000372042_00034_19126_7957.N1	27-OCT-2005 06:20:09	Bright	36.500	60	7Bet UMi	2.0810	3950.0	73	19126	No
54	GOM_NL__2PRFIN20051027_062607_000000362042_00034_19126_7958.N1	27-OCT-2005 06:26:07	Bright	35.500	32	77Eps UMa	1.7630	11000.	71	19126	No
55	GOM_NL__2PRFIN20051027_063058_000000332042_00034_19126_7959.N1	27-OCT-2005 06:30:58	Bright	33.000	152	12Alp2CVn	2.8900	11000.	66	19126	No
56	GOM_NL__2PRFIN20051027_063819_000000342042_00034_19126_7960.N1	27-OCT-2005 06:38:19	Bright	34.000	62	94Bet Leo	2.1360	9700.0	68	19126	No
57	GOM_NL__2PRFIN20051027_065647_000000402042_00034_19126_7961.N1	27-OCT-2005 06:56:47	Dark	39.500	113	Mu Vel	2.6920	5000.0	79	19126	No
58	GOM_NL__2PRFIN20051027_071411_000000382042_00035_19127_7947.N1	27-OCT-2005 07:14:11	Dark	38.000	143	Alp Hyi	2.8570	7200.0	76	19127	No
59	GOM_NL__2PRFIN20051027_071535_000000452042_00035_19127_7948.N1	27-OCT-2005 07:15:35	Dark	45.000	9	Alp Eri	0.45300	24000.	90	19127	No
60	GOM_NL__2PRFIN20051027_072657_000000432042_00035_19127_7949.N1	27-OCT-2005 07:26:57	Straylight	42.500	52	16Bet Cet	2.0370	4500.0	85	19127	No
61	GOM_NL__2PRFIN20051027_073626_000000362042_00035_19127_7950.N1	27-OCT-2005 07:36:26	Bright	36.000	140	88Gam Peg	2.8340	26000.	72	19127	No
62	GOM_NL__2PRFIN20051027_074018_000000382042_00035_19127_7951.N1	27-OCT-2005 07:40:18	Bright	37.500	58	21Alp And	2.0730	11000.	75	19127	No
63	GOM_NL__2PRFIN20051027_074204_000000102042_00035_19127_7952.N1	27-OCT-2005 07:42:04	Twilight_stray	10.000	53	43Bet And	2.0480	3300.0	20	19127	No
64	GOM_NL__2PRFIN20051027_074753_000000372042_00035_19127_7953.N1	27-OCT-2005 07:47:53	Bright	36.500	68	18Alp Cas	2.2250	4500.0	73	19127	No
65	GOM_NL__2PRFIN20051027_074907_000000362042_00035_19127_7954.N1	27-OCT-2005 07:49:07	Bright	36.000	76	27Gam Cas	2.3000	30000.	72	19127	No
66	GOM_NL__2PRFIN20051027_075709_000000332042_00035_19127_7955.N1	27-OCT-2005 07:57:09	Bright	32.500	49	1Alp UMi	1.9900	6300.0	65	19127	No
67	GOM_NL__2PRFIN20051027_080046_000000372042_00035_19127_7956.N1	27-OCT-2005 08:00:46	Bright	36.500	60	7Bet UMi	2.0810	3950.0	73	19127	No
68	GOM_NL__2PRFIN20051027_080643_000000352042_00035_19127_7957.N1	27-OCT-2005 08:06:43	Bright	35.000	32	77Eps UMa	1.7630	11000.	70	19127	No
69	GOM_NL__2PRFIN20051027_081134_000000372042_00035_19127_7958.N1	27-OCT-2005 08:11:34	Bright	36.500	152	12Alp2CVn	2.8900	11000.	73	19127	No
70	GOM_NL__2PRFIN20051027_081855_000000342042_00035_19127_7959.N1	27-OCT-2005 08:18:55	Bright	33.500	62	94Bet Leo	2.1360	9700.0	67	19127	No
71	GOM_NL__2PRFIN20051027_083723_000000422042_00035_19127_7960.N1	27-OCT-2005 08:37:23	Dark	41.500	113	Mu Vel	2.6920	5000.0	83	19127	No
72	GOM_NL__2PRFIN20051027_085447_000000392042_00036_19128_7947.N1	27-OCT-2005 08:54:47	Dark	39.000	143	Alp Hyi	2.8570	7200.0	78	19128	No
73	GOM_NL__2PRFIN20051027_085611_000000492042_00036_19128_7948.N1	27-OCT-2005 08:56:11	Dark	49.000	9	Alp Eri	0.45300	24000.	98	19128	No
74	GOM_NL__2PRFIN20051027_090733_000000432042_00036_19128_7949.N1	27-OCT-2005 09:07:33	Straylight	43.000	52	16Bet Cet	2.0370	4500.0	86	19128	No
75	GOM_NL__2PRFIN20051027_091702_000000352042_00036_19128_7950.N1	27-OCT-2005 09:17:02	Bright	35.000	140	88Gam Peg	2.8340	26000.	70	19128	No
76	GOM_NL__2PRFIN20051027_092055_000000362042_00036_19128_7951.N1	27-OCT-2005 09:20:55	Bright	35.500	58	21Alp And	2.0730	11000.	71	19128	No
77	GOM_NL__2PRFIN20051027_092240_000000232042_00036_19128_7952.N1	27-OCT-2005 09:22:40	Twilight_stray	23.000	53	43Bet And	2.0480	3300.0	46	19128	No
78	GOM_NL__2PRFIN20051027_092828_000000372042_00036_19128_7953.N1	27-OCT-2005 09:28:28	Bright	36.500	68	18Alp Cas	2.2250	4500.0	73	19128	No
79	GOM_NL__2PRFIN20051027_092943_000000372042_00036_19128_7954.N1	27-OCT-2005 09:29:43	Bright	36.500	76	27Gam Cas	2.3000	30000.	73	19128	No
80	GOM_NL__2PRFIN20051027_093744_000000332042_00036_19128_7955.N1	27-OCT-2005 09:37:44	Bright	33.000	49	1Alp UMi	1.9900	6300.0	66	19128	No
81	GOM_NL__2PRFIN20051027_094122_000000362042_00036_19128_7956.N1	27-OCT-2005 09:41:22	Bright	35.500	60	7Bet UMi	2.0810	3950.0	71	19128	No
82	GOM_NL__2PRFIN20051027_094719_000000362042_00036_19128_7957.N1	27-OCT-2005 09:47:19	Bright	36.000	32	77Eps UMa	1.7630	11000.	72	19128	No
83	GOM_NL__2PRFIN20051027_095931_000000332042_00036_19128_7958.N1	27-OCT-2005 09:59:31	Bright	32.500	62	94Bet Leo	2.1360	9700.0	65	19128	No
84	GOM_NL__2PRFIN20051027_101759_000000422042_00036_19128_7959.N1	27-OCT-2005 10:17:59	Dark	41.500	113	Mu Vel	2.6920	5000.0	83	19128	No
85	GOM_NL__2PRFIN20051027_102133_000000392042_00037_19129_7947.N1	27-OCT-2005 10:21:33	Dark	38.500	91	Kap Vel	2.4900	26000.	77	19129	No
86	GOM_NL__2PRFIN20051027_103523_000000362042_00037_19129_7948.N1	27-OCT-2005 10:35:23	Dark	36.000	143	Alp Hyi	2.8570	7200.0	72	19129	No
87	GOM_NL__2PRFIN20051027_103647_000000442042_00037_19129_7949.N1	27-OCT-2005 10:36:47	Dark	43.500	9	Alp Eri	0.45300	24000.	87	19129	No
88	GOM_NL__2PRFIN20051027_104809_000000412042_00037_19129_7950.N1	27-OCT-2005 10:48:09	Straylight	41.000	52	16Bet Cet	2.0370	4500.0	82	19129	No
89	GOM_NL__2PRFIN20051027_105738_000000362042_00037_19129_7951.N1	27-OCT-2005 10:57:38	Bright	36.000	140	88Gam Peg	2.8340	26000.	72	19129	No
90	GOM_NL__2PRFIN20051027_110131_000000362042_00037_19129_7952.N1	27-OCT-2005 11:01:31	Bright	35.500	58	21Alp And	2.0730	11000.	71	19129	No
91	GOM_NL__2PRFIN20051027_110315_000000232042_00037_19129_7953.N1	27-OCT-2005 11:03:15	Twilight_stray	23.000	53	43Bet And	2.0480	3300.0	46	19129	No
92	GOM_NL__2PRFIN20051027_110904_000000352042_00037_19129_7954.N1	27-OCT-2005 11:09:04	Bright	35.000	68	18Alp Cas	2.2250	4500.0	70	19129	No
93	GOM_NL__2PRFIN20051027_111019_000000342042_00037_19129_7955.N1	27-OCT-2005 11:10:19	Bright	34.000	76	27Gam Cas	2.3000	30000.	68	19129	No
94	GOM_NL__2PRFIN20051027_111820_000000362042_00037_19129_7956.N1	27-OCT-2005 11:18:20	Bright	35.500	49	1Alp UMi	1.9900	6300.0	71	19129	No
95	GOM_NL__2PRFIN20051027_112158_000000372042_00037_19129_7957.N1	27-OCT-2005 11:21:58	Bright	36.500	60	7Bet UMi	2.0810	3950.0	73	19129	No
96	GOM_NL__2PRFIN20051027_112755_000000362042_00037_19129_7958.N1	27-OCT-2005 11:27:55	Bright	36.000	32	77Eps UMa	1.7630	11000.	72	19129	No
97	GOM_NL__2PRFIN20051027_113246_000000352042_00037_19129_7959.N1	27-OCT-2005 11:32:46	Bright	35.000	152	12Alp2CVn	2.8900	11000.	70	19129	No
98	GOM_NL__2PRFIN20051027_114007_000000342042_00037_19129_7960.N1	27-OCT-2005 11:40:07	Bright	33.500	62	94Bet Leo	2.1360	9700.0	67	19129	No
99	GOM_NL__2PRFIN20051027_115836_000000392042_00037_19129_7961.N1	27-OCT-2005 11:58:36	Dark	39.000	113	Mu Vel	2.6920	5000.0	78	19129	No
100	GOM_NL__2PRFIN20051027_120209_000000402042_00038_19130_7967.N1	27-OCT-2005 12:02:09	Dark	39.500	91	Kap Vel	2.4900	26000.	79	19130	No
101	GOM_NL__2PRFIN20051027_121559_000000392042_00038_19130_7968.N1	27-OCT-2005 12:15:59	Dark	38.500	143	Alp Hyi	2.8570	7200.0	77	19130	No

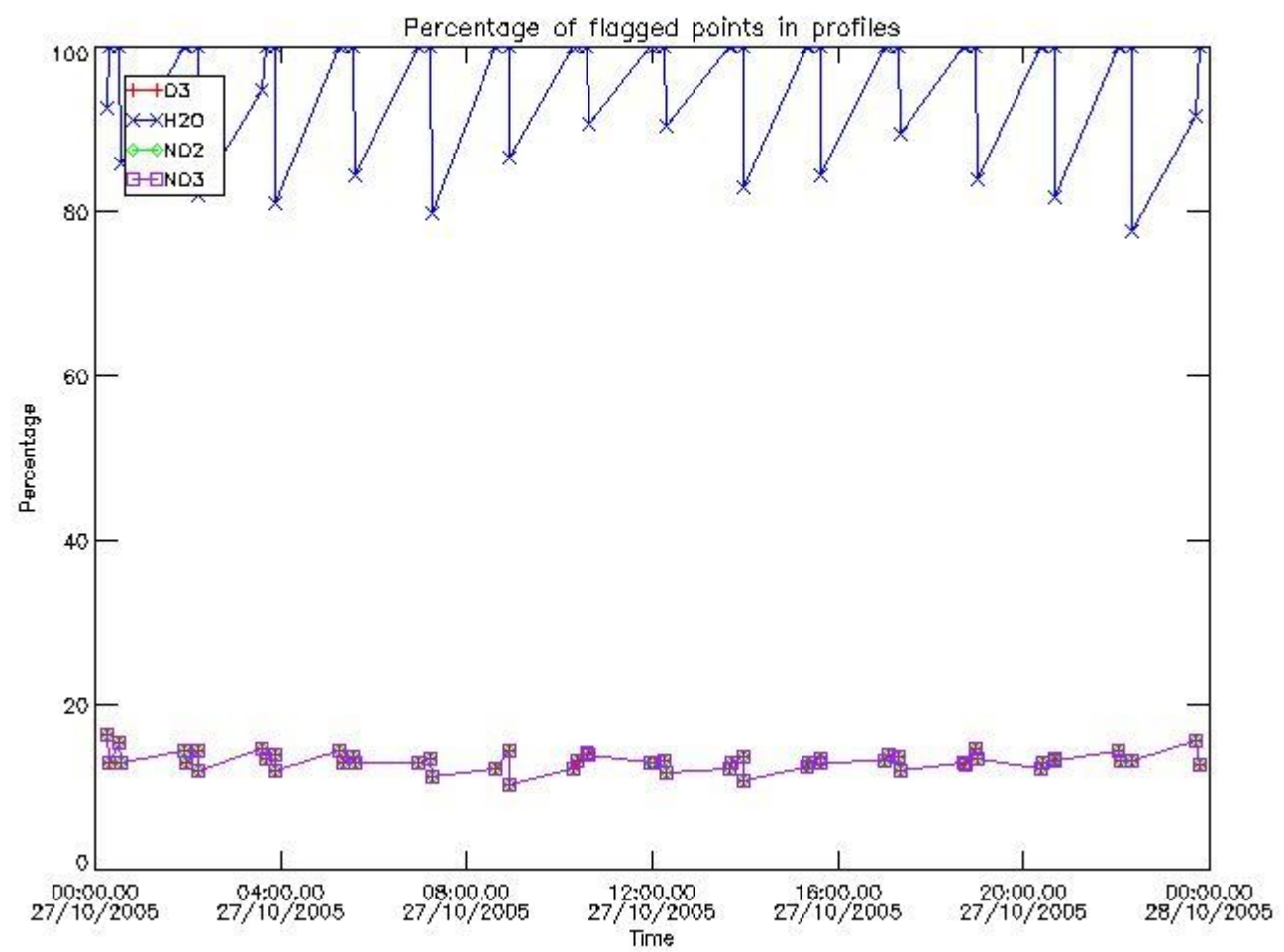
102	GOM_NL__2PRFIN20051027_121723_000000472042_00038_19130_7969.N1	27-OCT-2005 12:17:23	Dark	47.000	9	Alp Eri	0.45300	24000.	94	19130	No
103	GOM_NL__2PRFIN20051027_122845_000000442042_00038_19130_7970.N1	27-OCT-2005 12:28:45	Straylight	43.500	52	16Bet Cet	2.0370	4500.0	87	19130	No
104	GOM_NL__2PRFIN20051027_123814_000000362042_00038_19130_7971.N1	27-OCT-2005 12:38:14	Bright	36.000	140	88Gam Peg	2.8340	26000.	72	19130	No
105	GOM_NL__2PRFIN20051027_124207_000000362042_00038_19130_7972.N1	27-OCT-2005 12:42:07	Bright	36.000	58	21Alp And	2.0730	11000.	72	19130	No
106	GOM_NL__2PRFIN20051027_124351_000000352042_00038_19130_7973.N1	27-OCT-2005 12:43:51	Bright	35.000	53	43Bet And	2.0480	3300.0	70	19130	No
107	GOM_NL__2PRFIN20051027_124940_000000382042_00038_19130_7974.N1	27-OCT-2005 12:49:40	Bright	37.500	68	18Alp Cas	2.2250	4500.0	75	19130	No
108	GOM_NL__2PRFIN20051027_125055_000000362042_00038_19130_7975.N1	27-OCT-2005 12:50:55	Bright	35.500	76	27Gam Cas	2.3000	30000.	71	19130	No
109	GOM_NL__2PRFIN20051027_125856_000000362042_00038_19130_7976.N1	27-OCT-2005 12:58:56	Bright	36.000	49	1Alp UMi	1.9900	6300.0	72	19130	No
110	GOM_NL__2PRFIN20051027_130234_000000372042_00038_19130_7977.N1	27-OCT-2005 13:02:34	Bright	36.500	60	7Bet UMi	2.0810	3950.0	73	19130	No
111	GOM_NL__2PRFIN20051027_130831_000000352042_00038_19130_7978.N1	27-OCT-2005 13:08:31	Bright	34.500	32	77Eps UMa	1.7630	11000.	69	19130	No
112	GOM_NL__2PRFIN20051027_131322_000000322042_00038_19130_7979.N1	27-OCT-2005 13:13:22	Bright	31.500	152	12Alp2CVn	2.8900	11000.	63	19130	No
113	GOM_NL__2PRFIN20051027_132043_000000332042_00038_19130_7980.N1	27-OCT-2005 13:20:43	Bright	33.000	62	94Bet Leo	2.1360	9700.0	66	19130	No
114	GOM_NL__2PRFIN20051027_133912_000000422042_00038_19130_7981.N1	27-OCT-2005 13:39:12	Dark	41.500	113	Mu Vel	2.6920	5000.0	83	19130	No
115	GOM_NL__2PRFIN20051027_134246_000000392042_00039_19131_7967.N1	27-OCT-2005 13:42:46	Dark	39.000	91	Kap Vel	2.4900	26000.	78	19131	No
116	GOM_NL__2PRFIN20051027_135635_000000372042_00039_19131_7968.N1	27-OCT-2005 13:56:35	Dark	37.000	143	Alp Hyi	2.8570	7200.0	74	19131	No
117	GOM_NL__2PRFIN20051027_135759_000000472042_00039_19131_7969.N1	27-OCT-2005 13:57:59	Dark	46.500	9	Alp Eri	0.45300	24000.	93	19131	No
118	GOM_NL__2PRFIN20051027_140921_000000462042_00039_19131_7970.N1	27-OCT-2005 14:09:21	Straylight	45.500	52	16Bet Cet	2.0370	4500.0	91	19131	No
119	GOM_NL__2PRFIN20051027_141850_000000352042_00039_19131_7971.N1	27-OCT-2005 14:18:50	Bright	35.000	140	88Gam Peg	2.8340	26000.	70	19131	No
120	GOM_NL__2PRFIN20051027_142243_000000362042_00039_19131_7972.N1	27-OCT-2005 14:22:43	Bright	35.500	58	21Alp And	2.0730	11000.	71	19131	No
121	GOM_NL__2PRFIN20051027_142427_000000352042_00039_19131_7973.N1	27-OCT-2005 14:24:27	Bright	35.000	53	43Bet And	2.0480	3300.0	70	19131	No
122	GOM_NL__2PRFIN20051027_143016_000000362042_00039_19131_7974.N1	27-OCT-2005 14:30:16	Bright	36.000	68	18Alp Cas	2.2250	4500.0	72	19131	No
123	GOM_NL__2PRFIN20051027_143130_000000352042_00039_19131_7975.N1	27-OCT-2005 14:31:30	Bright	35.000	76	27Gam Cas	2.3000	30000.	70	19131	No
124	GOM_NL__2PRFIN20051027_143932_000000352042_00039_19131_7976.N1	27-OCT-2005 14:39:32	Bright	35.000	49	1Alp UMi	1.9900	6300.0	70	19131	No
125	GOM_NL__2PRFIN20051027_144310_000000332042_00039_19131_7977.N1	27-OCT-2005 14:43:10	Bright	32.500	60	7Bet UMi	2.0810	3950.0	65	19131	No
126	GOM_NL__2PRFIN20051027_144907_000000362042_00039_19131_7978.N1	27-OCT-2005 14:49:07	Bright	36.000	32	77Eps UMa	1.7630	11000.	72	19131	No
127	GOM_NL__2PRFIN20051027_145358_000000512042_00039_19131_7979.N1	27-OCT-2005 14:53:58	Bright	51.000	152	12Alp2CVn	2.8900	11000.	102	19131	No
128	GOM_NL__2PRFIN20051027_150119_000000342042_00039_19131_7980.N1	27-OCT-2005 15:01:19	Bright	33.500	62	94Bet Leo	2.1360	9700.0	67	19131	No
129	GOM_NL__2PRFIN20051027_151948_000000412042_00039_19131_7981.N1	27-OCT-2005 15:19:48	Dark	40.500	113	Mu Vel	2.6920	5000.0	81	19131	No
130	GOM_NL__2PRFIN20051027_152322_000000402042_00040_19132_7967.N1	27-OCT-2005 15:23:22	Dark	39.500	91	Kap Vel	2.4900	26000.	79	19132	No
131	GOM_NL__2PRFIN20051027_153711_000000382042_00040_19132_7968.N1	27-OCT-2005 15:37:11	Dark	37.500	143	Alp Hyi	2.8570	7200.0	75	19132	No
132	GOM_NL__2PRFIN20051027_153835_000000392042_00040_19132_7969.N1	27-OCT-2005 15:38:35	Dark	38.500	9	Alp Eri	0.45300	24000.	77	19132	No
133	GOM_NL__2PRFIN20051027_154958_000000452042_00040_19132_7970.N1	27-OCT-2005 15:49:58	Straylight	44.500	52	16Bet Cet	2.0370	4500.0	89	19132	No
134	GOM_NL__2PRFIN20051027_155926_000000352042_00040_19132_7971.N1	27-OCT-2005 15:59:26	Bright	35.000	140	88Gam Peg	2.8340	26000.	70	19132	No
135	GOM_NL__2PRFIN20051027_160319_000000362042_00040_19132_7972.N1	27-OCT-2005 16:03:19	Bright	36.000	58	21Alp And	2.0730	11000.	72	19132	No
136	GOM_NL__2PRFIN20051027_160503_000000392042_00040_19132_7973.N1	27-OCT-2005 16:05:03	Bright	38.500	53	43Bet And	2.0480	3300.0	77	19132	No
137	GOM_NL__2PRFIN20051027_161052_000000382042_00040_19132_7974.N1	27-OCT-2005 16:10:52	Bright	37.500	68	18Alp Cas	2.2250	4500.0	75	19132	No
138	GOM_NL__2PRFIN20051027_161206_000000362042_00040_19132_7975.N1	27-OCT-2005 16:12:06	Bright	36.000	76	27Gam Cas	2.3000	30000.	72	19132	No
139	GOM_NL__2PRFIN20051027_162008_000000382042_00040_19132_7976.N1	27-OCT-2005 16:20:08	Bright	38.000	49	1Alp UMi	1.9900	6300.0	76	19132	No
140	GOM_NL__2PRFIN20051027_162346_000000352042_00040_19132_7977.N1	27-OCT-2005 16:23:46	Bright	34.500	60	7Bet UMi	2.0810	3950.0	69	19132	No
141	GOM_NL__2PRFIN20051027_162943_000000372042_00040_19132_7978.N1	27-OCT-2005 16:29:43	Bright	36.500	32	77Eps UMa	1.7630	11000.	73	19132	No
142	GOM_NL__2PRFIN20051027_163434_000000512042_00040_19132_7979.N1	27-OCT-2005 16:34:34	Bright	51.000	152	12Alp2CVn	2.8900	11000.	102	19132	No
143	GOM_NL__2PRFIN20051027_164156_000000342042_00040_19132_7980.N1	27-OCT-2005 16:41:56	Bright	34.000	62	94Bet Leo	2.1360	9700.0	68	19132	No
144	GOM_NL__2PRFIN20051027_170025_000000432042_00040_19132_7981.N1	27-OCT-2005 17:00:25	Dark	42.500	113	Mu Vel	2.6920	5000.0	85	19132	No
145	GOM_NL__2PRFIN20051027_170359_000000402042_00041_19133_7967.N1	27-OCT-2005 17:03:59	Dark	40.000	91	Kap Vel	2.4900	26000.	80	19133	No
146	GOM_NL__2PRFIN20051027_171748_000000372042_00041_19133_7968.N1	27-OCT-2005 17:17:48	Dark	37.000	143	Alp Hyi	2.8570	7200.0	74	19133	No
147	GOM_NL__2PRFIN20051027_171912_000000432042_00041_19133_7969.N1	27-OCT-2005 17:19:12	Dark	42.500	9	Alp Eri	0.45300	24000.	85	19133	No
148	GOM_NL__2PRFIN20051027_173034_000000402042_00041_19133_7970.N1	27-OCT-2005 17:30:34	Straylight	40.000	52	16Bet Cet	2.0370	4500.0	80	19133	No
149	GOM_NL__2PRFIN20051027_174003_000000352042_00041_19133_7971.N1	27-OCT-2005 17:40:03	Bright	35.000	140	88Gam Peg	2.8340	26000.	70	19133	No
150	GOM_NL__2PRFIN20051027_174355_000000372042_00041_19133_7972.N1	27-OCT-2005 17:43:55	Bright	36.500	58	21Alp And	2.0730	11000.	73	19133	No
151	GOM_NL__2PRFIN20051027_174539_000000392042_00041_19133_7973.N1	27-OCT-2005 17:45:39	Bright	38.500	53	43Bet And	2.0480	3300.0	77	19133	No
152	GOM_NL__2PRFIN20051027_175128_000000362042_00041_19133_7974.N1	27-OCT-2005 17:51:28	Bright	35.500	68	18Alp Cas	2.2250	4500.0	71	19133	No
153	GOM_NL__2PRFIN20051027_175242_000000362042_00041_19133_7975.N1	27-OCT-2005 17:52:42	Bright	35.500	76	27Gam Cas	2.3000	30000.	71	19133	No
154	GOM_NL__2PRFIN20051027_180044_000000362042_00041_19133_7976.N1	27-OCT-2005 18:00:44	Bright	36.000	49	1Alp UMi	1.9900	6300.0	72	19133	No
155	GOM_NL__2PRFIN20051027_180422_000000372042_00041_19133_7977.N1	27-OCT-2005 18:04:22	Bright	36.500	60	7Bet UMi	2.0810	3950.0	73	19133	No
156	GOM_NL__2PRFIN20051027_181019_000000342042_00041_19133_7978.N1	27-OCT-2005 18:10:19	Bright	33.500	32	77Eps UMa	1.7630	11000.	67	19133	No
157	GOM_NL__2PRFIN20051027_181510_000000352042_00041_19133_7979.N1	27-OCT-2005 18:15:10	Bright	34.500	152	12Alp2CVn	2.8900	11000.	69	19133	No
158	GOM_NL__2PRFIN20051027_182232_000000522042_00041_19133_7980.N1	27-OCT-2005 18:22:32	Bright	52.000	62	94Bet Leo	2.1360	9700.0	104	19133	No
159	GOM_NL__2PRFIN20051027_184101_000000402042_00041_19133_7981.N1	27-OCT-2005 18:41:01	Dark	39.500	113	Mu Vel	2.6920	5000.0	79	19133	No
160	GOM_NL__2PRFIN20051027_184435_000000402042_00042_19134_7967.N1	27-OCT-2005 18:44:35	Dark	40.000	91	Kap Vel	2.4900	26000.	80	19134	No

161	GOM_NL__2PRFIN20051027_185824_000000382042_00042_19134_7968.N1	27-OCT-2005 18:58:24	Dark	38.000	143	Alp Hyi	2.8570	7200.0	76	19134	No
162	GOM_NL__2PRFIN20051027_185948_000000382042_00042_19134_7969.N1	27-OCT-2005 18:59:48	Dark	37.500	9	Alp Eri	0.45300	24000.	75	19134	No
163	GOM_NL__2PRFIN20051027_191110_000000432042_00042_19134_7970.N1	27-OCT-2005 19:11:10	Straylight	42.500	52	16Bet Cet	2.0370	4500.0	85	19134	No
164	GOM_NL__2PRFIN20051027_192039_000000352042_00042_19134_7971.N1	27-OCT-2005 19:20:39	Bright	34.500	140	88Gam Peg	2.8340	26000.	69	19134	No
165	GOM_NL__2PRFIN20051027_192431_000000362042_00042_19134_7972.N1	27-OCT-2005 19:24:31	Bright	36.000	58	21Alp And	2.0730	11000.	72	19134	No
166	GOM_NL__2PRFIN20051027_192614_000000362042_00042_19134_7973.N1	27-OCT-2005 19:26:14	Bright	36.000	53	43Bet And	2.0480	3300.0	72	19134	No
167	GOM_NL__2PRFIN20051027_193204_000000362042_00042_19134_7974.N1	27-OCT-2005 19:32:04	Bright	36.000	68	18Alp Cas	2.2250	4500.0	72	19134	No
168	GOM_NL__2PRFIN20051027_193318_000000352042_00042_19134_7975.N1	27-OCT-2005 19:33:18	Bright	35.000	76	27Gam Cas	2.3000	30000.	70	19134	No
169	GOM_NL__2PRFIN20051027_194120_000000352042_00042_19134_7976.N1	27-OCT-2005 19:41:20	Bright	34.500	49	1Alp UMi	1.9900	6300.0	69	19134	No
170	GOM_NL__2PRFIN20051027_194458_000000382042_00042_19134_7977.N1	27-OCT-2005 19:44:58	Bright	37.500	60	7Bet UMi	2.0810	3950.0	75	19134	No
171	GOM_NL__2PRFIN20051027_195055_000000342042_00042_19134_7978.N1	27-OCT-2005 19:50:55	Bright	34.000	32	77Eps UMa	1.7630	11000.	68	19134	No
172	GOM_NL__2PRFIN20051027_195547_000000342042_00042_19134_7979.N1	27-OCT-2005 19:55:47	Bright	33.500	152	12Alp2CVn	2.8900	11000.	67	19134	No
173	GOM_NL__2PRFIN20051027_200308_000000522042_00042_19134_7980.N1	27-OCT-2005 20:03:08	Bright	52.000	62	94Bet Leo	2.1360	9700.0	104	19134	No
174	GOM_NL__2PRFIN20051027_202137_000000422042_00042_19134_7981.N1	27-OCT-2005 20:21:37	Dark	41.500	113	Mu Vel	2.6920	5000.0	83	19134	No
175	GOM_NL__2PRFIN20051027_202512_000000392042_00043_19135_7967.N1	27-OCT-2005 20:25:12	Dark	39.000	91	Kap Vel	2.4900	26000.	78	19135	No
176	GOM_NL__2PRFIN20051027_203900_000000382042_00043_19135_7968.N1	27-OCT-2005 20:39:00	Dark	37.500	143	Alp Hyi	2.8570	7200.0	75	19135	No
177	GOM_NL__2PRFIN20051027_204024_000000392042_00043_19135_7969.N1	27-OCT-2005 20:40:24	Dark	38.500	9	Alp Eri	0.45300	24000.	77	19135	No
178	GOM_NL__2PRFIN20051027_205146_000000412042_00043_19135_7970.N1	27-OCT-2005 20:51:46	Straylight	41.000	52	16Bet Cet	2.0370	4500.0	82	19135	No
179	GOM_NL__2PRFIN20051027_210115_000000352042_00043_19135_7971.N1	27-OCT-2005 21:01:15	Bright	35.000	140	88Gam Peg	2.8340	26000.	70	19135	No
180	GOM_NL__2PRFIN20051027_210507_000000352042_00043_19135_7972.N1	27-OCT-2005 21:05:07	Bright	35.000	58	21Alp And	2.0730	11000.	70	19135	No
181	GOM_NL__2PRFIN20051027_210650_000000382042_00043_19135_7973.N1	27-OCT-2005 21:06:50	Bright	38.000	53	43Bet And	2.0480	3300.0	76	19135	No
182	GOM_NL__2PRFIN20051027_211240_000000372042_00043_19135_7974.N1	27-OCT-2005 21:12:40	Bright	37.000	68	18Alp Cas	2.2250	4500.0	74	19135	No
183	GOM_NL__2PRFIN20051027_211354_000000372042_00043_19135_7975.N1	27-OCT-2005 21:13:54	Bright	36.500	76	27Gam Cas	2.3000	30000.	73	19135	No
184	GOM_NL__2PRFIN20051027_212156_000000352042_00043_19135_7976.N1	27-OCT-2005 21:21:56	Bright	35.000	49	1Alp UMi	1.9900	6300.0	70	19135	No
185	GOM_NL__2PRFIN20051027_212535_000000332042_00043_19135_7977.N1	27-OCT-2005 21:25:35	Bright	33.000	60	7Bet UMi	2.0810	3950.0	66	19135	No
186	GOM_NL__2PRFIN20051027_213131_000000362042_00043_19135_7978.N1	27-OCT-2005 21:31:31	Bright	36.000	32	77Eps UMa	1.7630	11000.	72	19135	No
187	GOM_NL__2PRFIN20051027_213623_000000512042_00043_19135_7979.N1	27-OCT-2005 21:36:23	Bright	51.000	152	12Alp2CVn	2.8900	11000.	102	19135	No
188	GOM_NL__2PRFIN20051027_214344_000000362042_00043_19135_7980.N1	27-OCT-2005 21:43:44	Bright	36.000	62	94Bet Leo	2.1360	9700.0	72	19135	No
189	GOM_NL__2PRFIN20051027_220213_000000392042_00043_19135_7981.N1	27-OCT-2005 22:02:13	Dark	38.500	113	Mu Vel	2.6920	5000.0	77	19135	No
190	GOM_NL__2PRFIN20051027_220548_000000392042_00044_19136_7967.N1	27-OCT-2005 22:05:48	Dark	38.500	91	Kap Vel	2.4900	26000.	77	19136	No
191	GOM_NL__2PRFIN20051027_221936_000000392042_00044_19136_7968.N1	27-OCT-2005 22:19:36	Dark	38.500	143	Alp Hyi	2.8570	7200.0	77	19136	No
192	GOM_NL__2PRFIN20051027_222100_000000392042_00044_19136_7969.N1	27-OCT-2005 22:21:00	Dark	38.500	9	Alp Eri	0.45300	24000.	77	19136	No
193	GOM_NL__2PRFIN20051027_223222_000000442042_00044_19136_7970.N1	27-OCT-2005 22:32:22	Straylight	44.000	52	16Bet Cet	2.0370	4500.0	88	19136	No
194	GOM_NL__2PRFIN20051027_224151_000000352042_00044_19136_7971.N1	27-OCT-2005 22:41:51	Bright	35.000	140	88Gam Peg	2.8340	26000.	70	19136	No
195	GOM_NL__2PRFIN20051027_224543_000000362042_00044_19136_7972.N1	27-OCT-2005 22:45:43	Bright	35.500	58	21Alp And	2.0730	11000.	71	19136	No
196	GOM_NL__2PRFIN20051027_224726_000000382042_00044_19136_7973.N1	27-OCT-2005 22:47:26	Bright	37.500	53	43Bet And	2.0480	3300.0	75	19136	No
197	GOM_NL__2PRFIN20051027_225316_000000372042_00044_19136_7974.N1	27-OCT-2005 22:53:16	Bright	37.000	68	18Alp Cas	2.2250	4500.0	74	19136	No
198	GOM_NL__2PRFIN20051027_225430_000000372042_00044_19136_7975.N1	27-OCT-2005 22:54:30	Bright	36.500	76	27Gam Cas	2.3000	30000.	73	19136	No
199	GOM_NL__2PRFIN20051027_230232_000000352042_00044_19136_7976.N1	27-OCT-2005 23:02:32	Bright	35.000	49	1Alp UMi	1.9900	6300.0	70	19136	No
200	GOM_NL__2PRFIN20051027_230611_000000332042_00044_19136_7977.N1	27-OCT-2005 23:06:11	Bright	32.500	60	7Bet UMi	2.0810	3950.0	65	19136	No
201	GOM_NL__2PRFIN20051027_231207_000000342042_00044_19136_7978.N1	27-OCT-2005 23:12:07	Bright	34.000	32	77Eps UMa	1.7630	11000.	68	19136	No
202	GOM_NL__2PRFIN20051027_231659_000000392042_00044_19136_7979.N1	27-OCT-2005 23:16:59	Bright	39.000	152	12Alp2CVn	2.8900	11000.	78	19136	No
203	GOM_NL__2PRFIN20051027_232420_000000342042_00044_19136_7980.N1	27-OCT-2005 23:24:20	Bright	33.500	62	94Bet Leo	2.1360	9700.0	67	19136	No
204	GOM_NL__2PRFIN20051027_234250_000000422042_00044_19136_7981.N1	27-OCT-2005 23:42:50	Dark	42.000	113	Mu Vel	2.6920	5000.0	84	19136	No
205	GOM_NL__2PRFIN20051027_234625_000000402042_00045_19137_7967.N1	27-OCT-2005 23:46:25	Dark	40.000	91	Kap Vel	2.4900	26000.	80	19137	No

3. Quality information per product

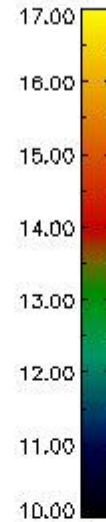
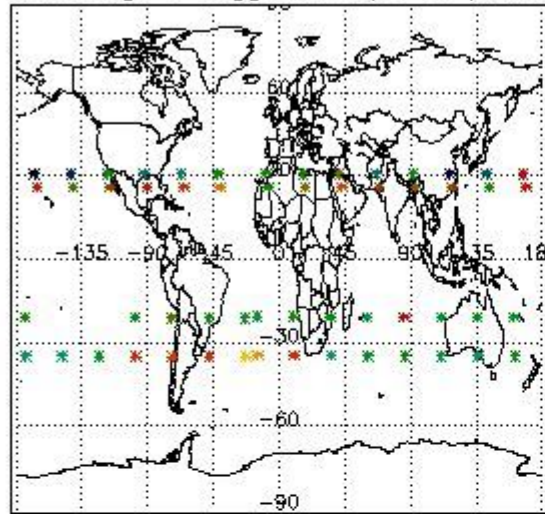
In this section it is plotted some information contained in the Quality Summary data set of the level 2 products. Only products in dark limb conditions and without errors (error flag in the MPH set to "0") are used.

3.1 Plot quality information per product (time dependant)

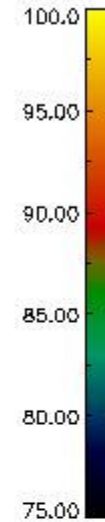
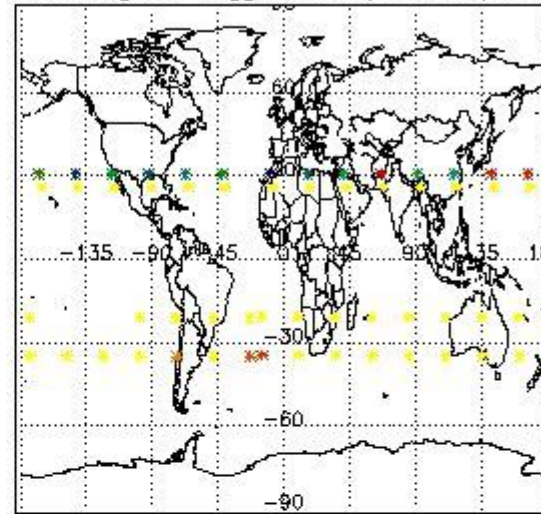


3.2 Plot quality information per product (world map)

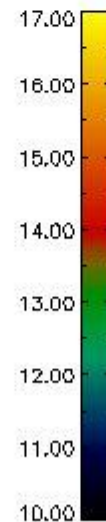
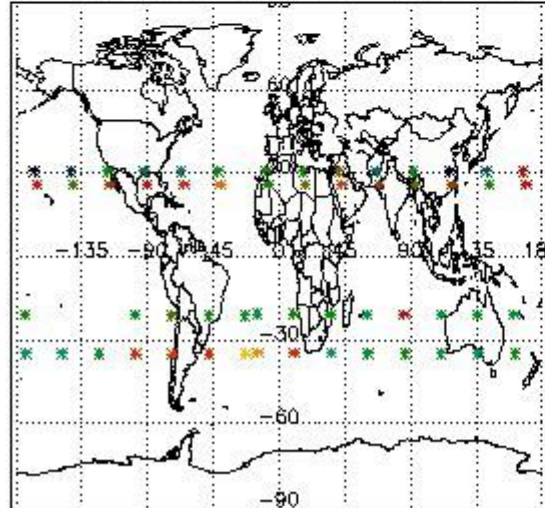
Percentage of flagged data per O3 profile



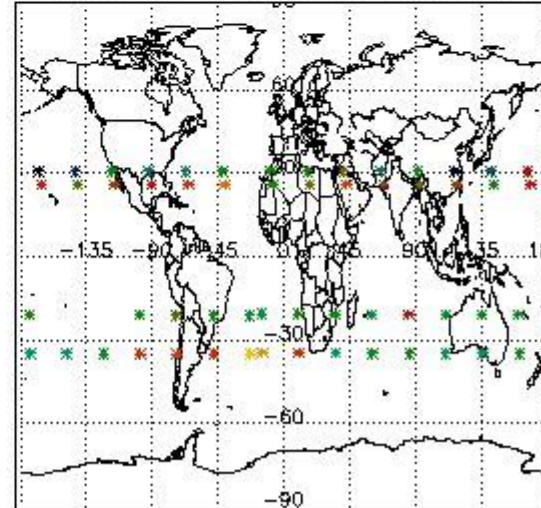
Percentage of flagged data per H2O profile



Percentage of flagged data per NO2 profile



Percentage of flagged data per NO3 profile

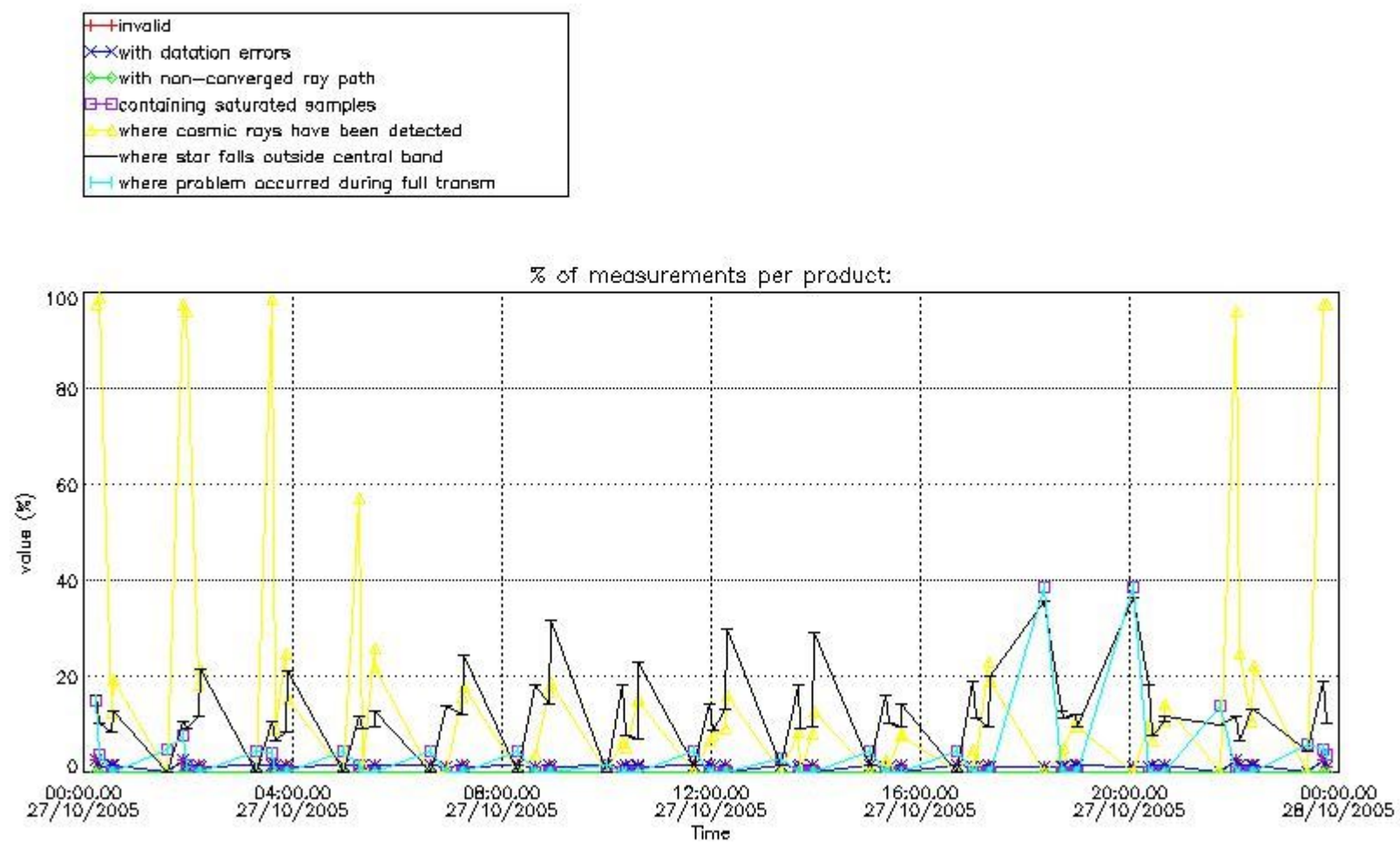


4. Level 1 quality information per product

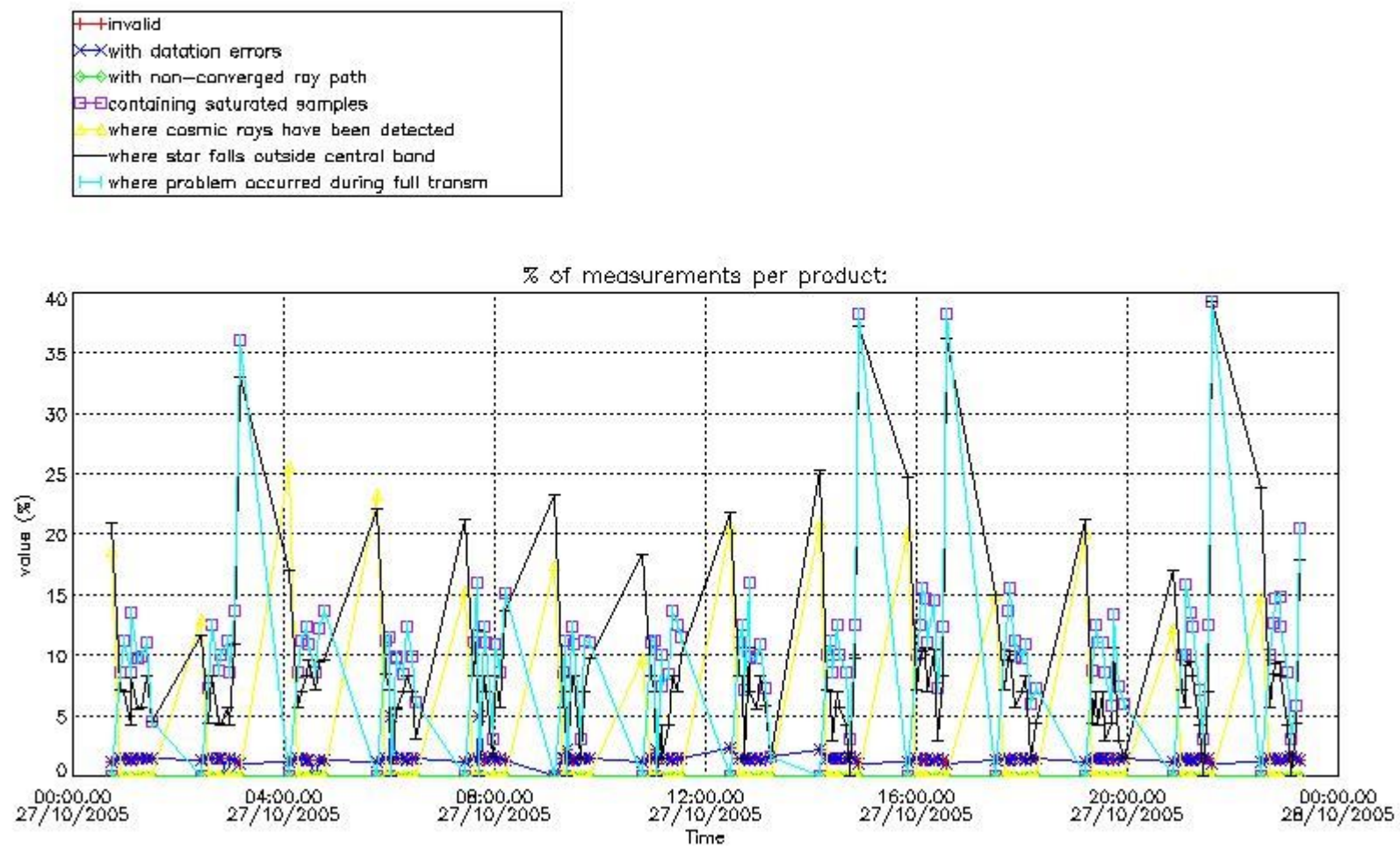
In this section it is plotted some information contained in the Quality Summary data set of the level 2 products that comes from the level 1b processing. Products without errors (error flag in the MPH set to "0") are used.

4.1 Plot quality information per product (time dependant) coming from level 1b processing

4.1.1 Plot level 1 quality information per product (time dependant): ENVISAT ASCENDING passes



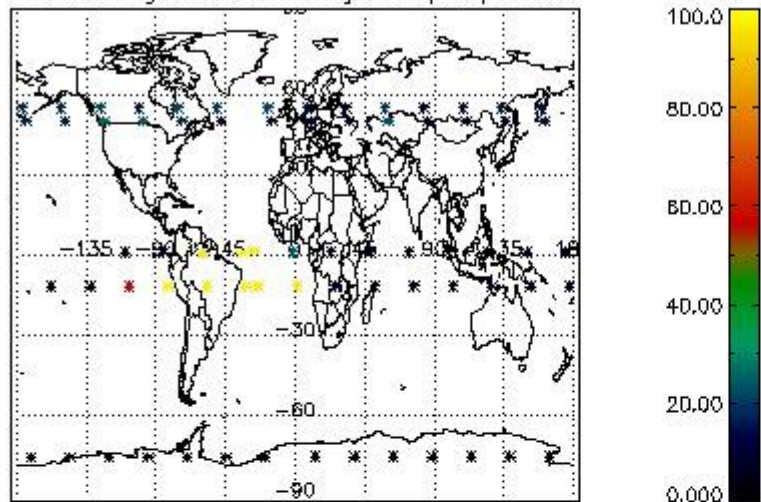
4.1.2 Plot level 1 quality information per product (time dependant): ENVI SAT DESCENDING passes



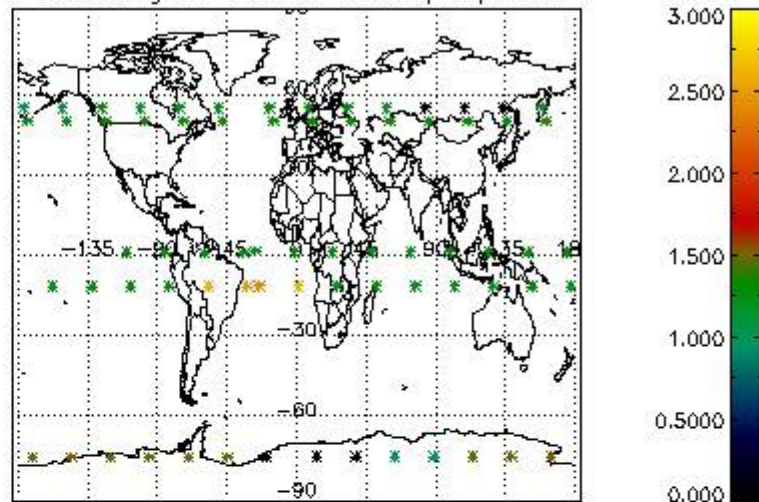
4.2 Plot quality information per product coming from level 1b processing (world map)

4.2.1 Plot level 1 quality information per product (world map): ENVISAT ASCENDING passes

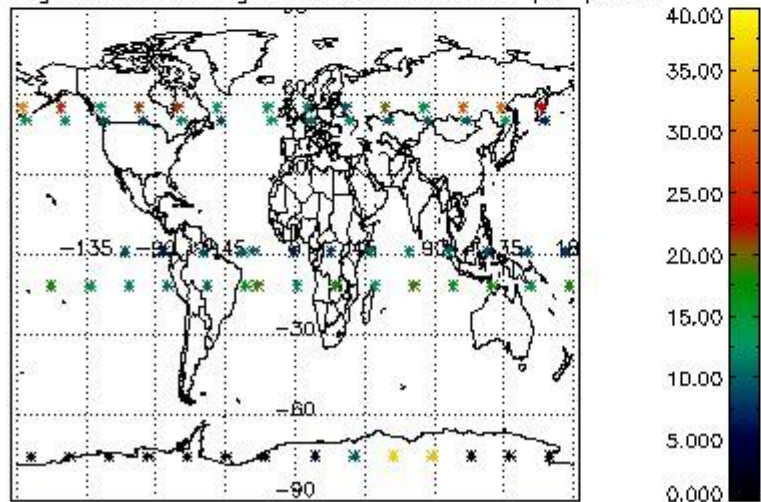
Percentage of cosmic ray hits per profile



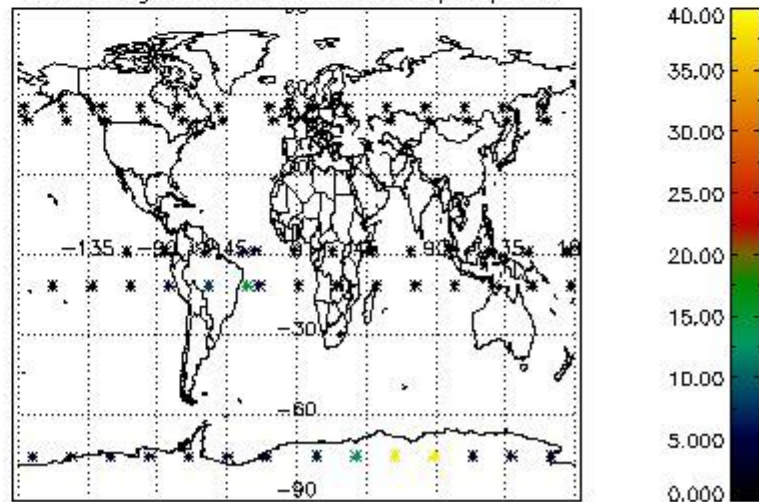
Percentage of datation errors per profile



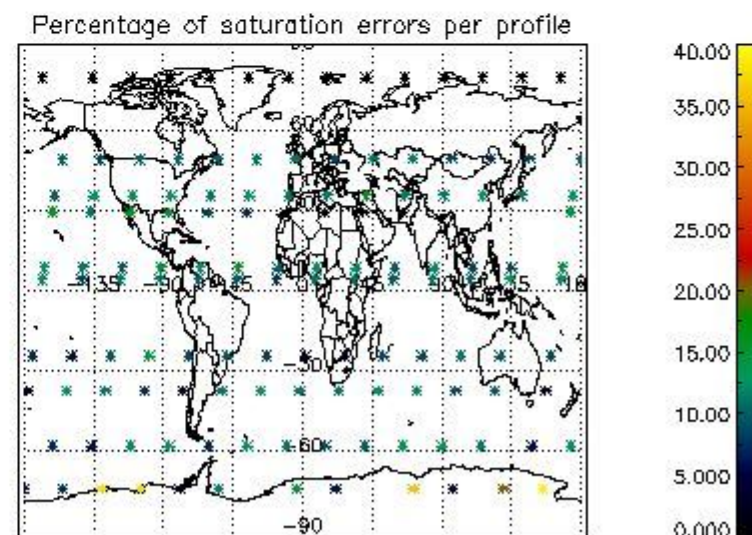
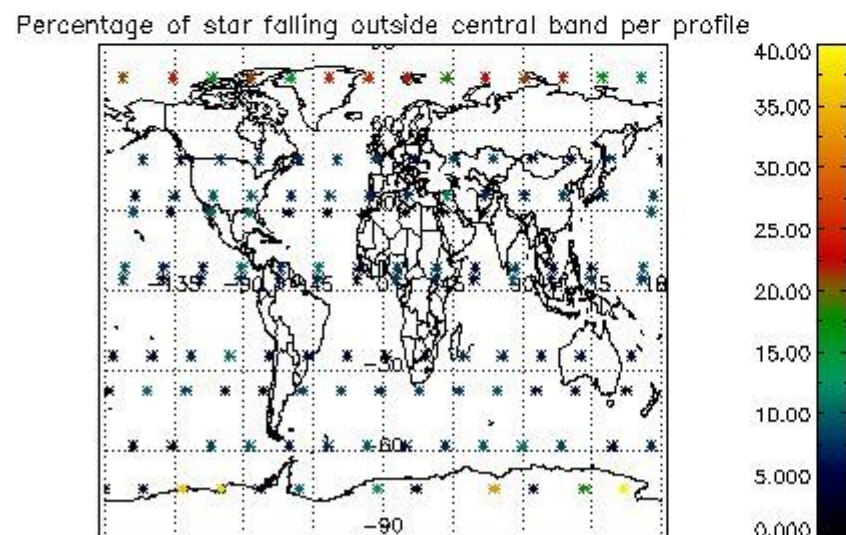
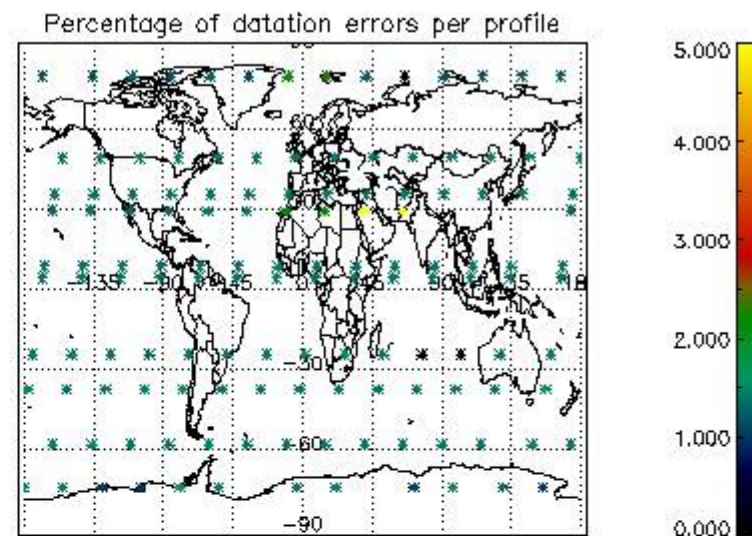
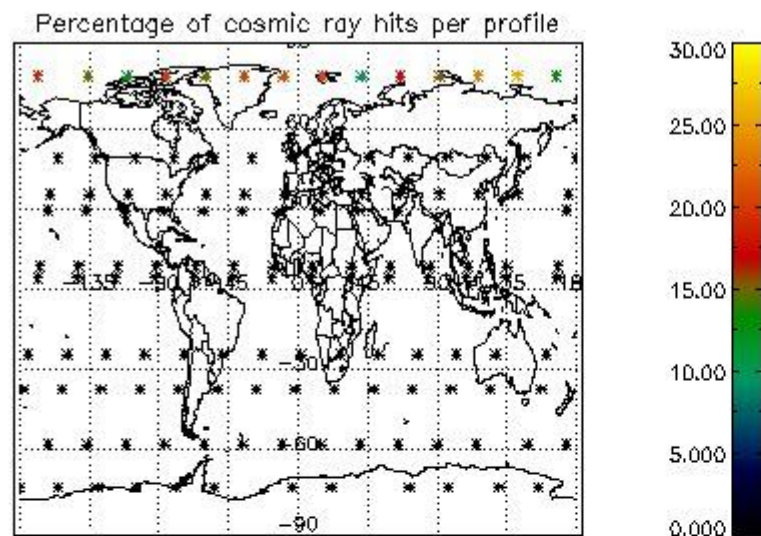
Percentage of star falling outside central band per profile



Percentage of saturation errors per profile



4.2.2 Plot level 1 quality information per product (world map): ENVISAT DESCENDING passes



5. Trace gas profiles

5.1 Ozone statistics based on quality of products

The final quality of the products can be "measured" using the STD (Standard Deviation) attached to every point profile. This information is written to the parameter GOM_NL__2P/NL_LOCAL_SPECIES_DENSITY/o3_std of the level 2 products. The table below shows the statistics for given STD ranges.

The statistics are given with respect to the overall valid production:

- Products without fatal errors: GOM_NL__2P/MPH/PRODUCT_ERR=0
- Valid point profile: GOM_NL__2P/NL_LOCAL_SPECIES_DENSITY/pcd(0)=0

The 'Criteria' is applied to valid points of dark limb products:

- Products in dark limb illumination condition: GOM_NL__2P/NL_SUMMARY_QUALITY/obs_ill_cond=0
- Products without fatal errors: GOM_NL__2P/MPH/PRODUCT_ERR=0
- Valid point profile: GOM_NL__2P/NL_LOCAL_SPECIES_DENSITY/pcd(0)=0

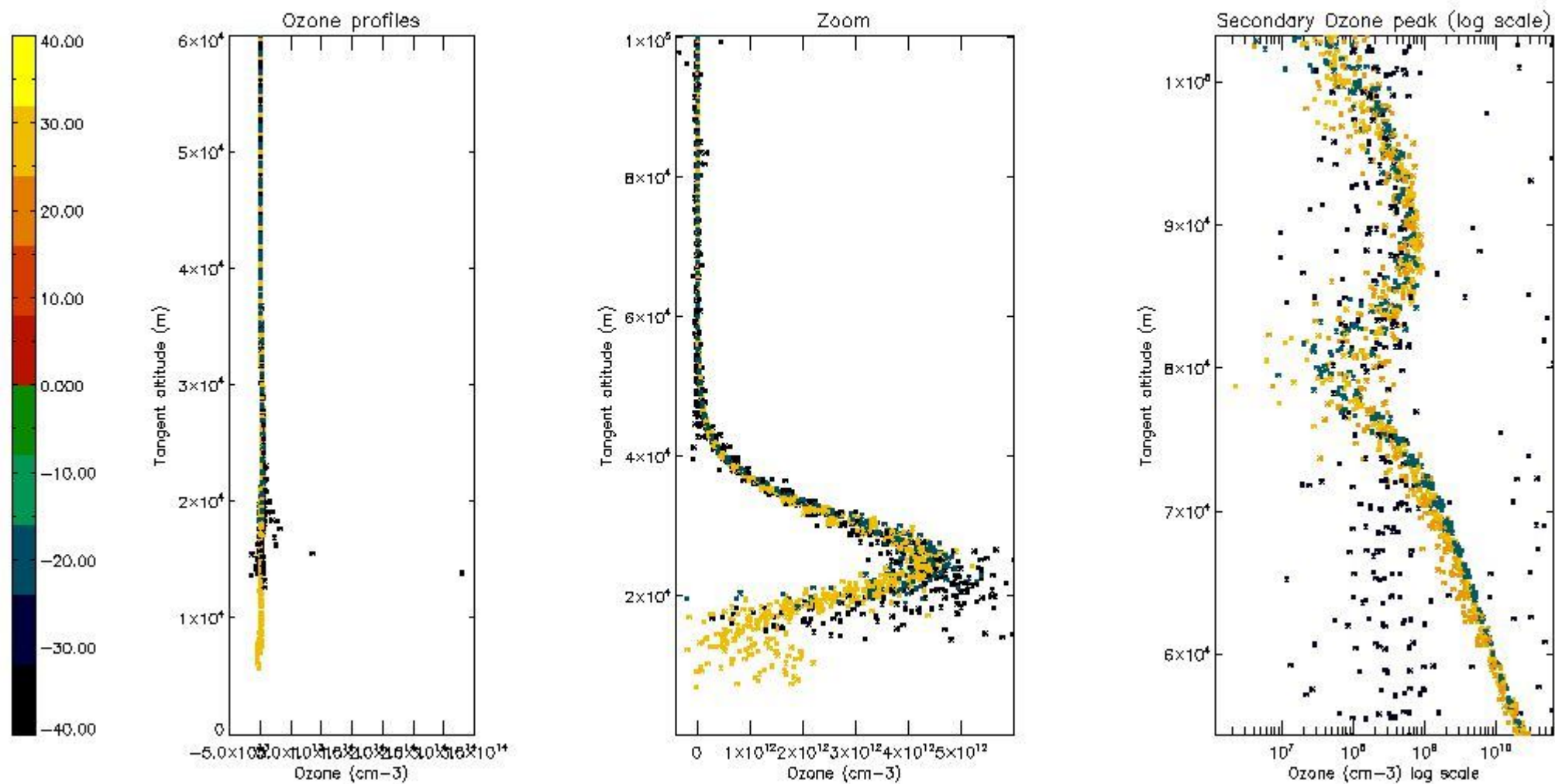
So, the table below shows the percentage of dark limb and valid observations for each criteria with respect to the overall valid daily observations.

Criteria	% of total production
All STD	30
STD < 20	17

STD < 10	13
STD < 5	9

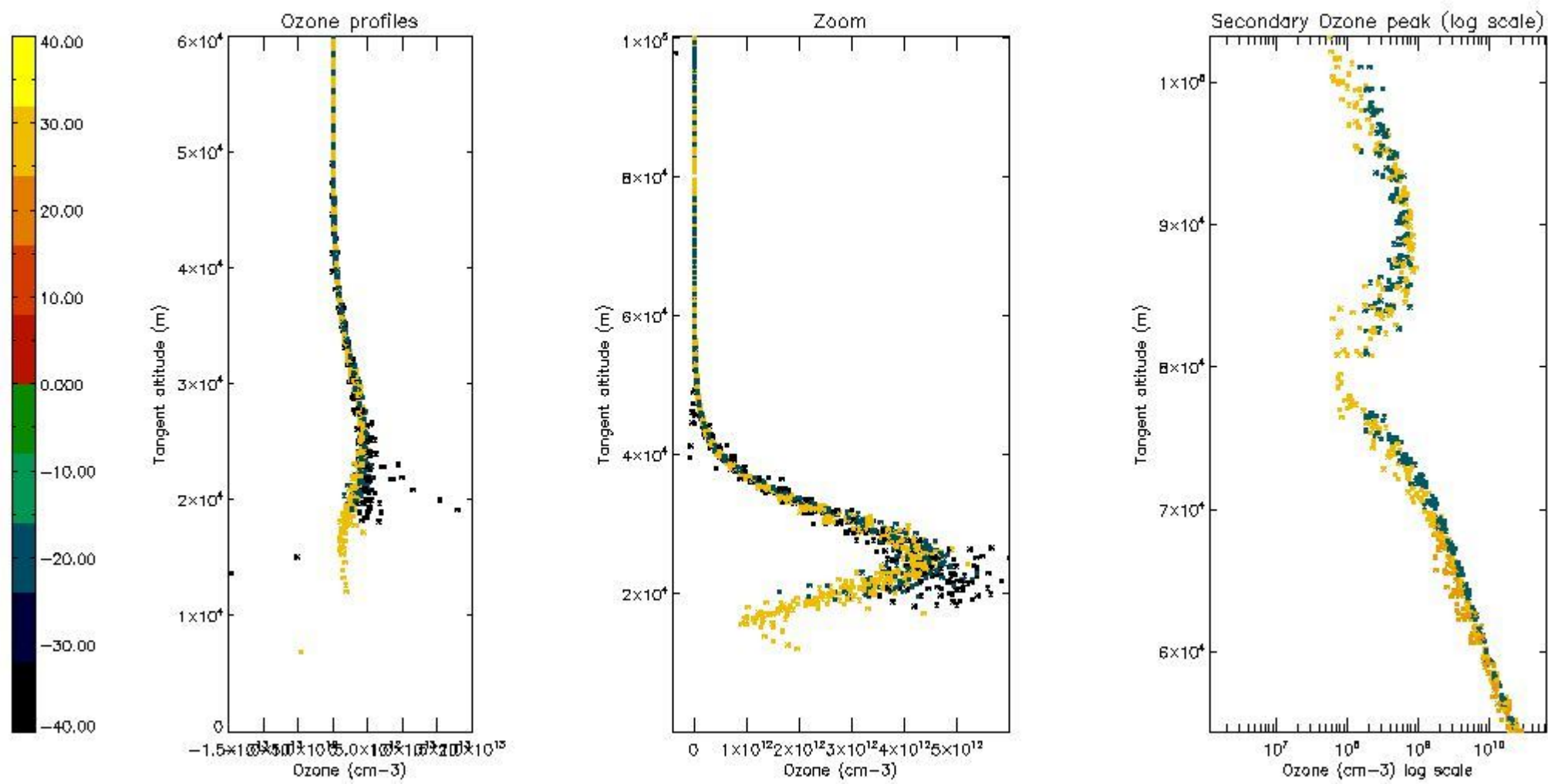
5.2 Plot ozone profiles for all STD (dark without errors)

The colorbar represents the latitude.



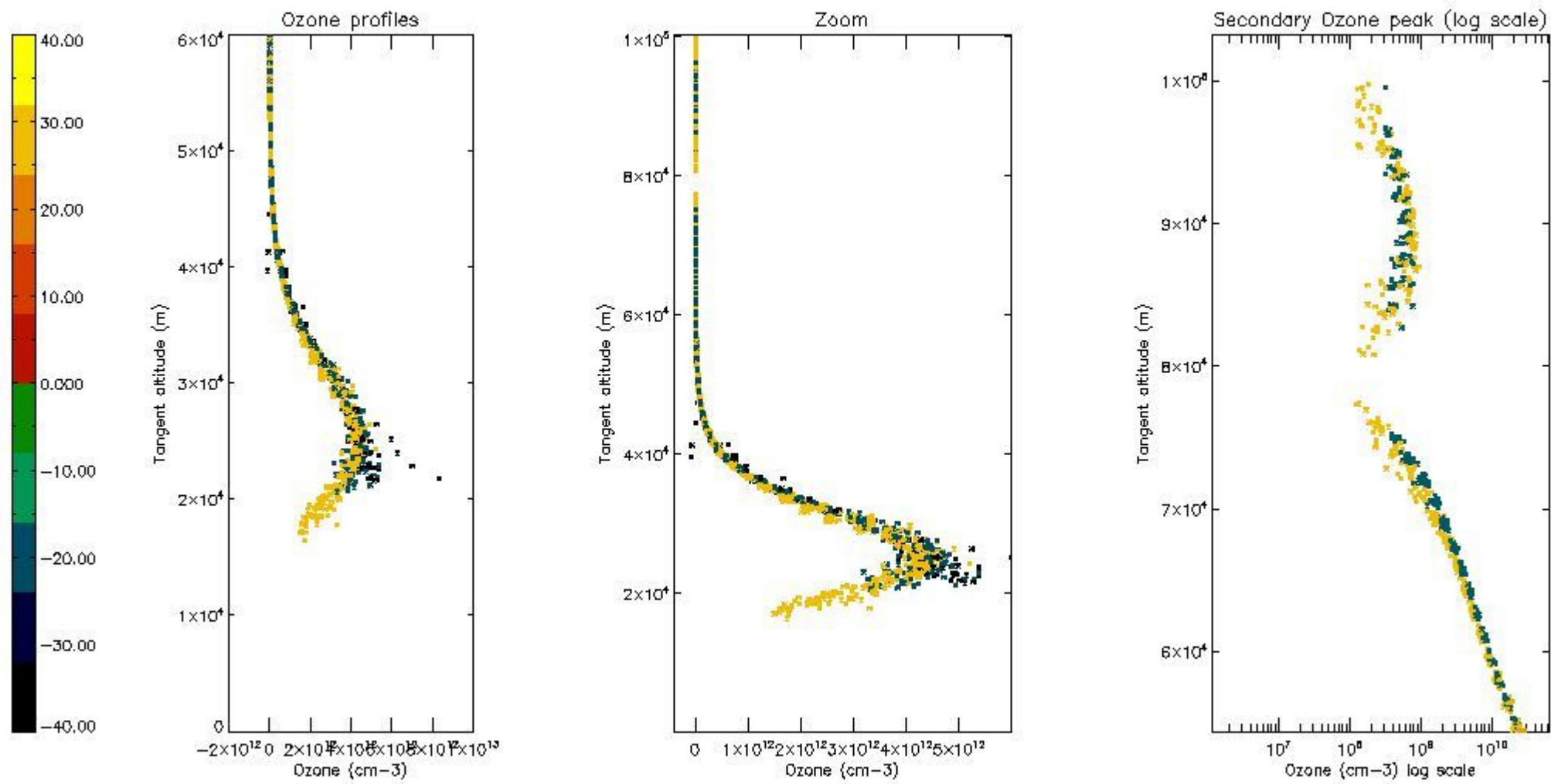
5.3 Plot ozone profiles where STD < 20% (dark without errors)

The colorbar represents the latitude.



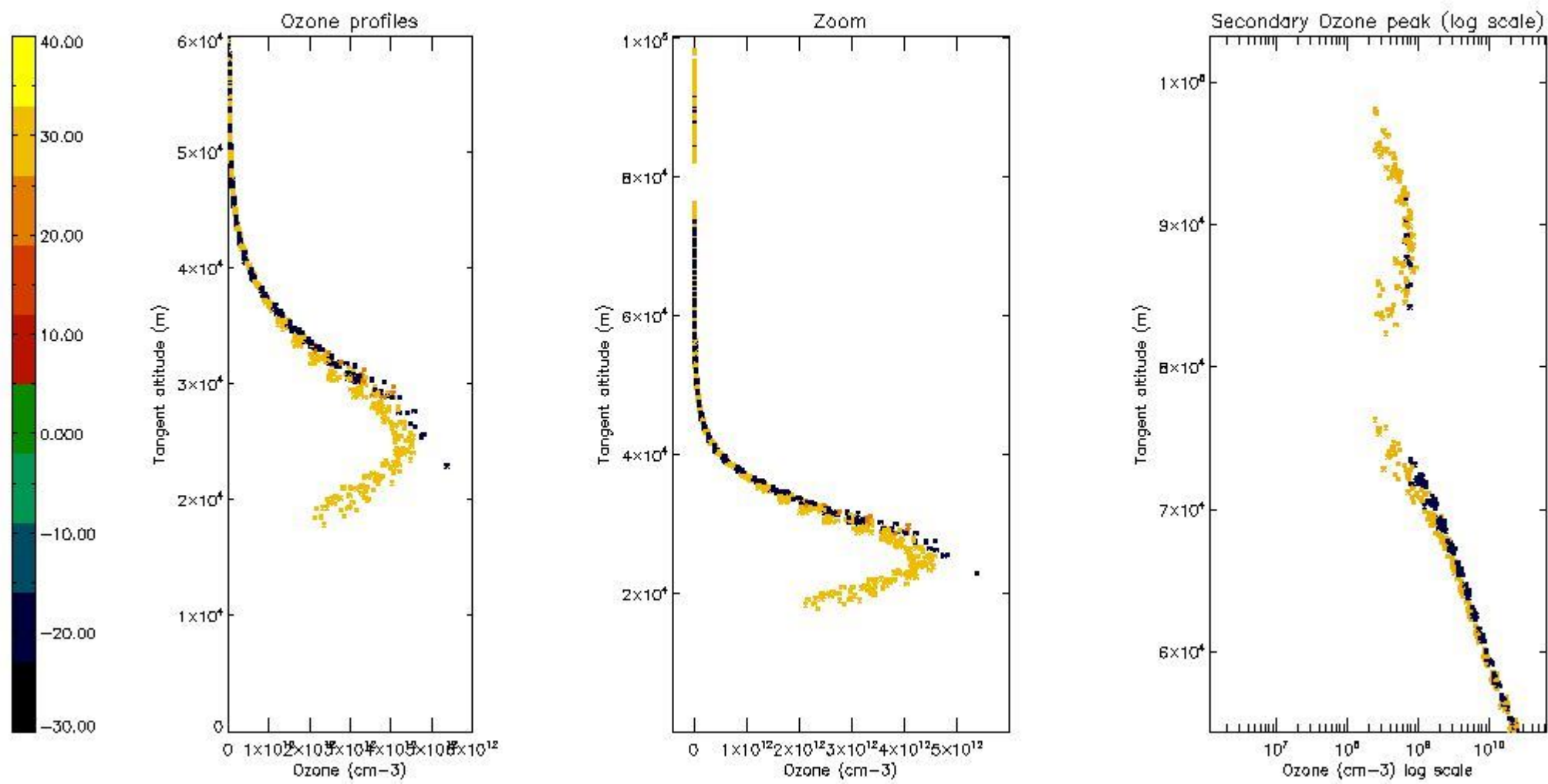
5.4 Plot ozone profiles where STD < 10% (dark without errors)

The colorbar represents the latitude.



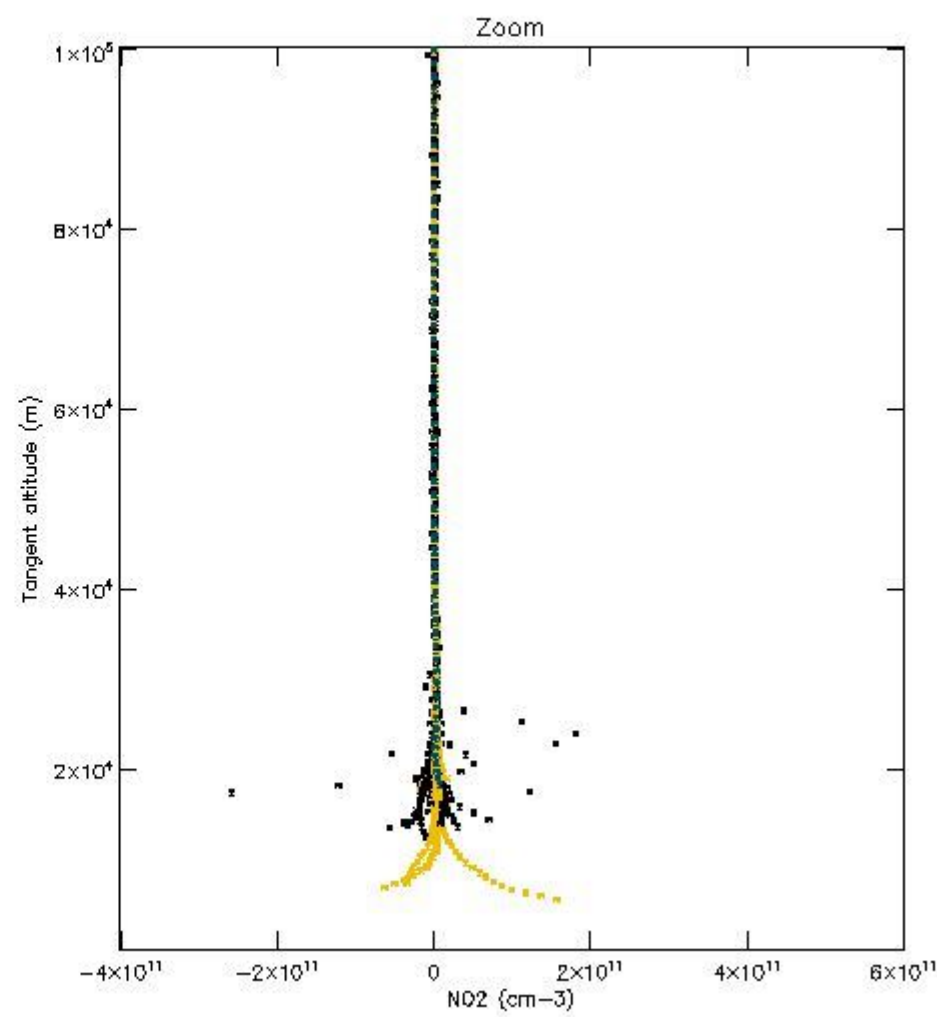
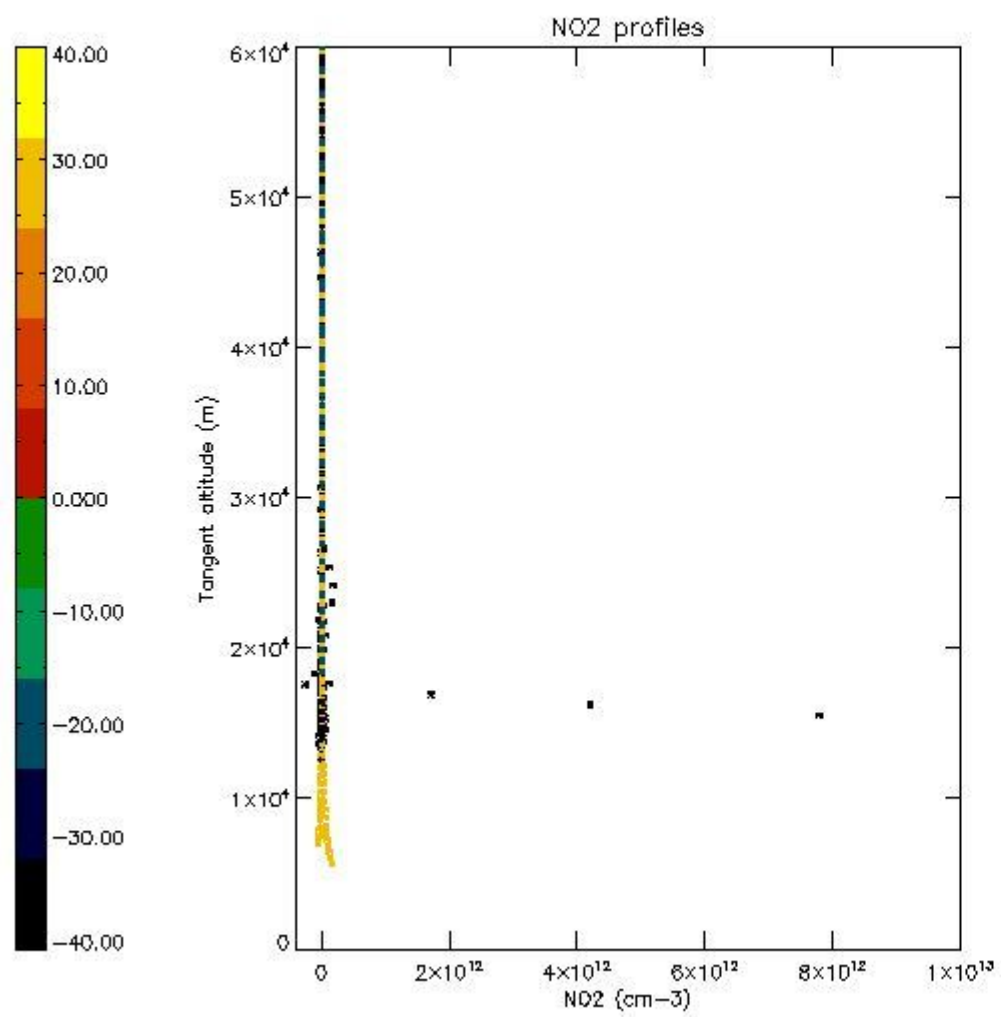
5.5 Plot ozone profiles where STD < 5% (dark without errors)

The colorbar represents the latitude.



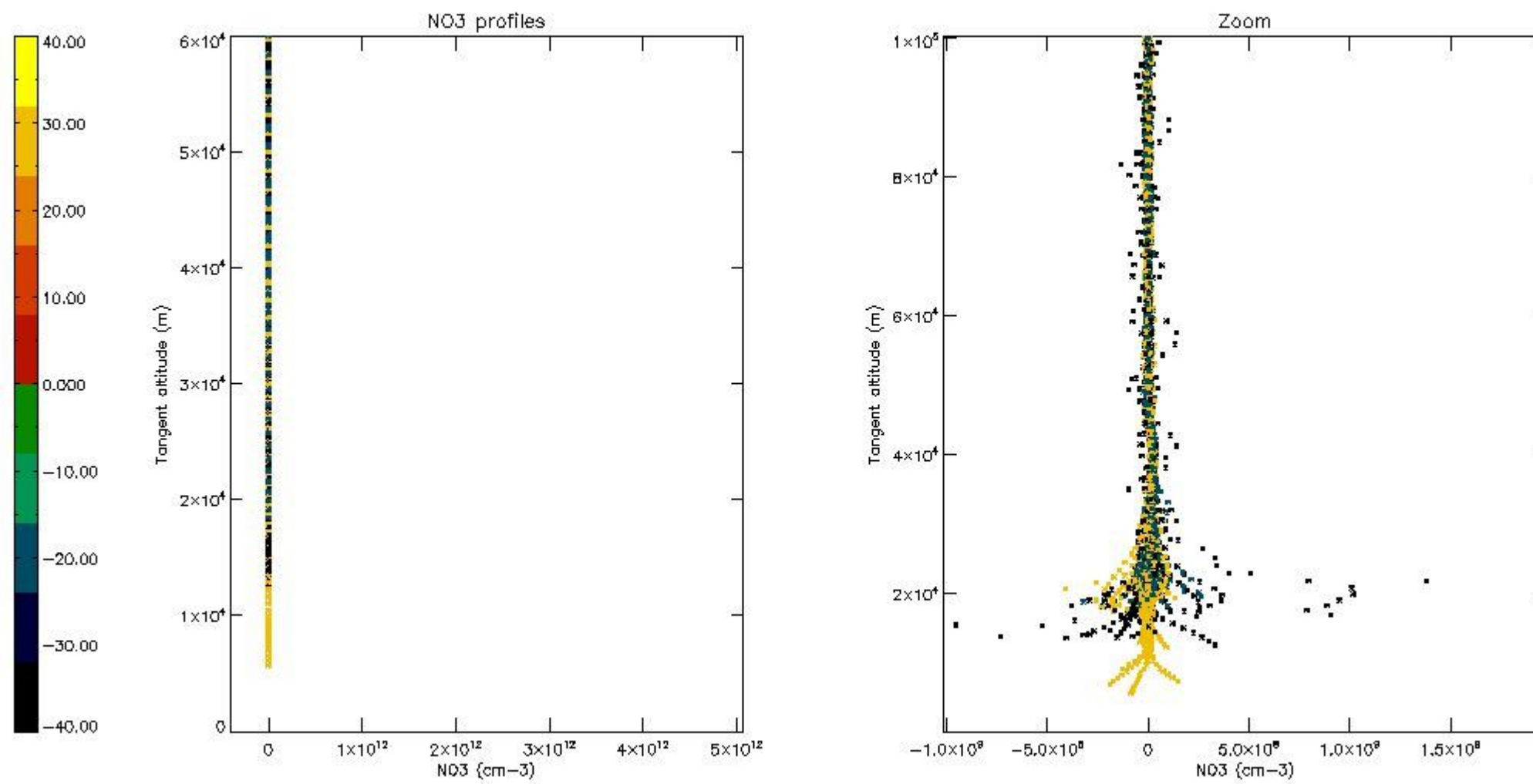
5.6 Plot NO₂ profiles for all STD (dark without errors)

The colorbar represents the latitude.



5.7 Plot NO3 profiles for all STD (dark without errors)

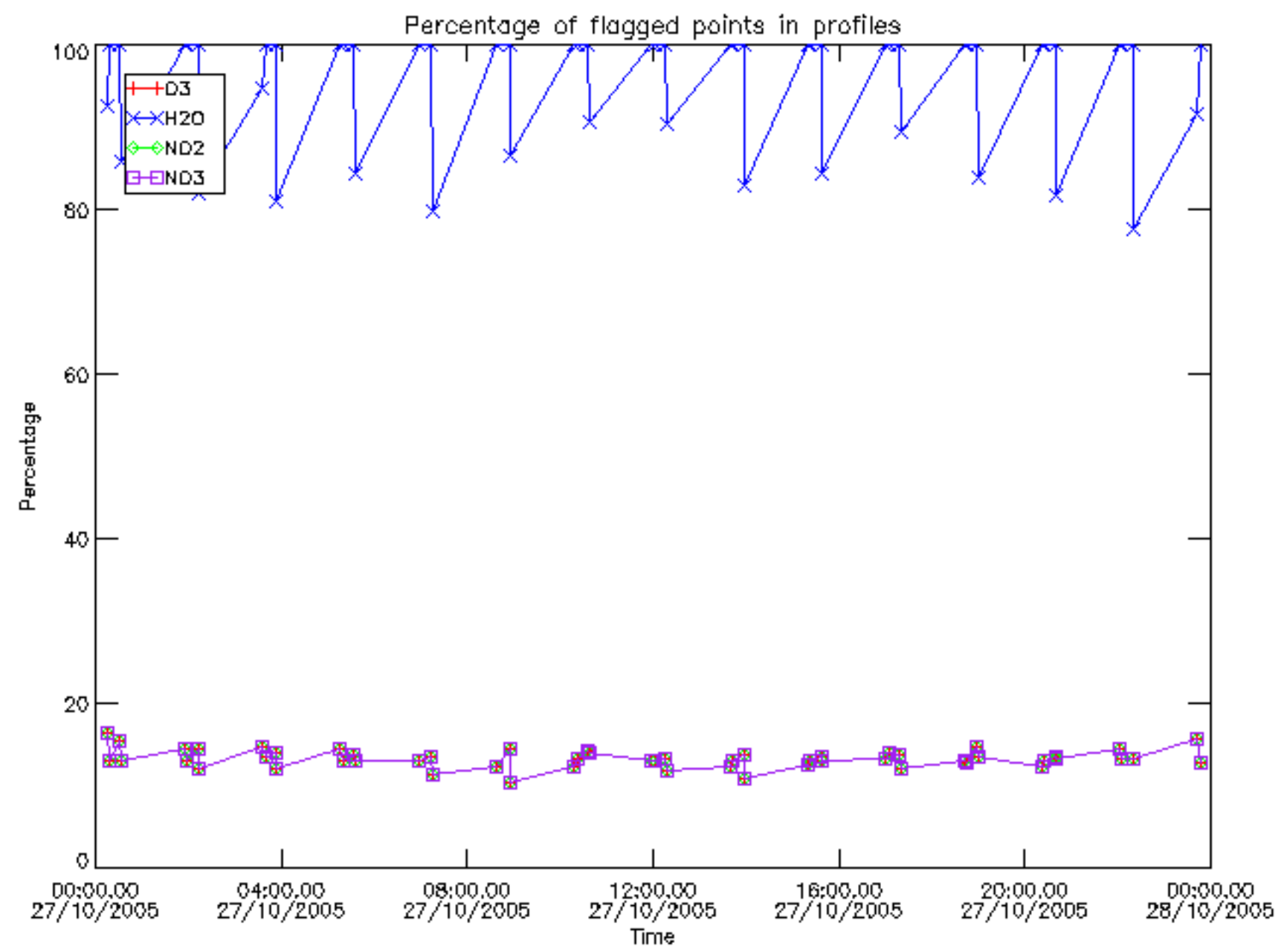
The colorbar represents the latitude.



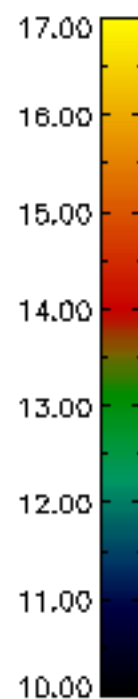
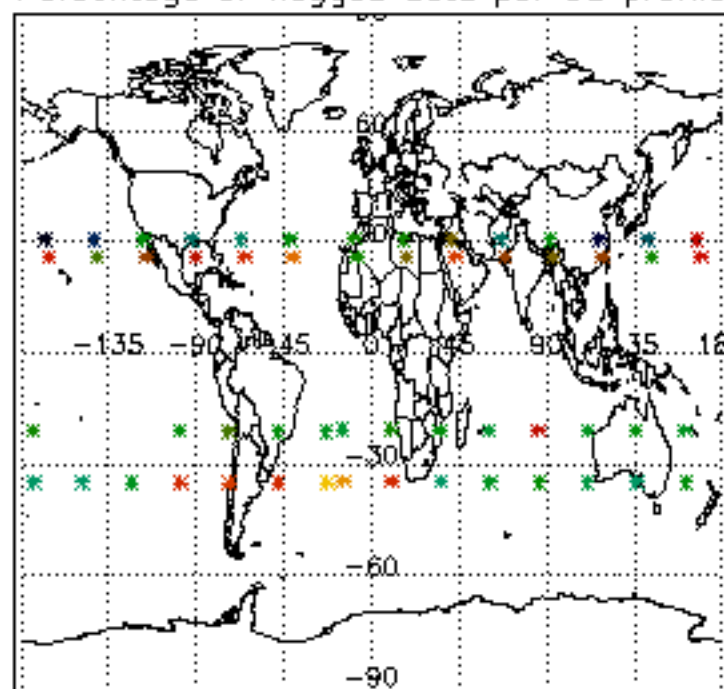
6. Auxiliary Data Files used for the production reported in section 2

The number reported in the third column indicates since which file (see list in section 2) the corresponding auxiliary file has been used. The fourth column is the date of those product files.

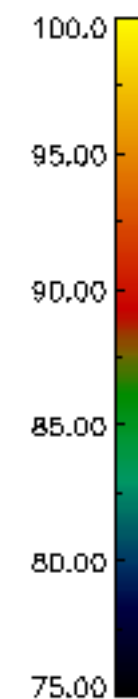
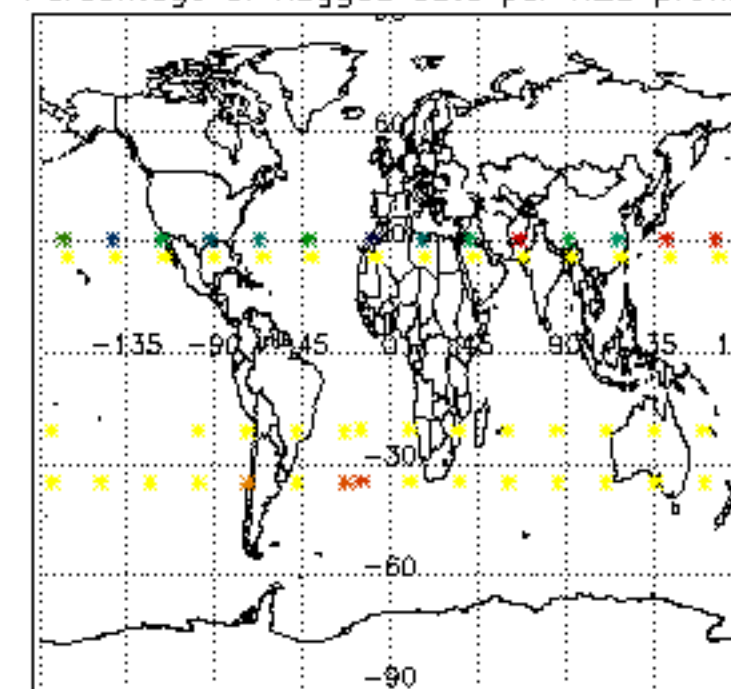
Type	Auxiliary Filename	Used since product	Used since product date
INST_PHYS_CHARACTERISTICS	GOM_INS_AXVIEC20091111_143220_20030716_120000_20500101_000000	1	27-OCT-2005 00:14:22
LEVEL-2_PROC_CONFIG	GOM_PR2_AXVIEC20091111_152718_20020301_000000_20500101_000000	1	27-OCT-2005 00:14:22
CROSS_SECTIONS_FILE	GOM_CR2_AXVIEC20091111_154832_20020301_000000_20500101_000000	1	27-OCT-2005 00:14:22



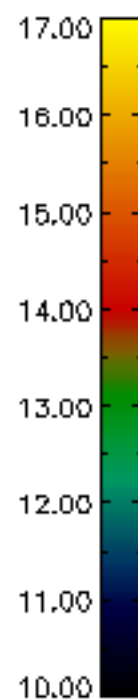
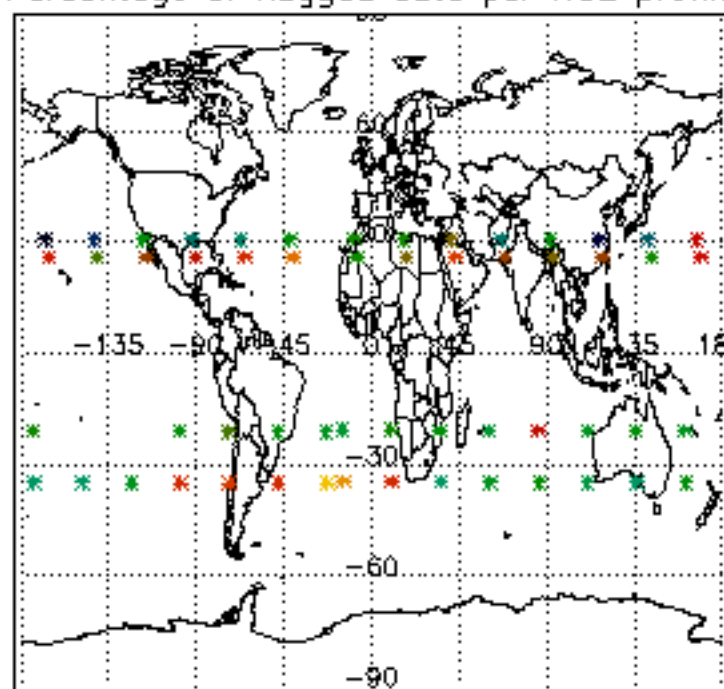
Percentage of flagged data per D3 profile



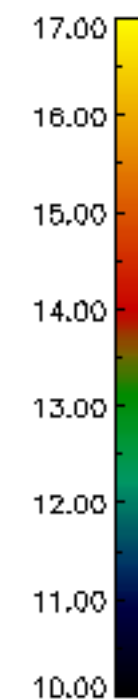
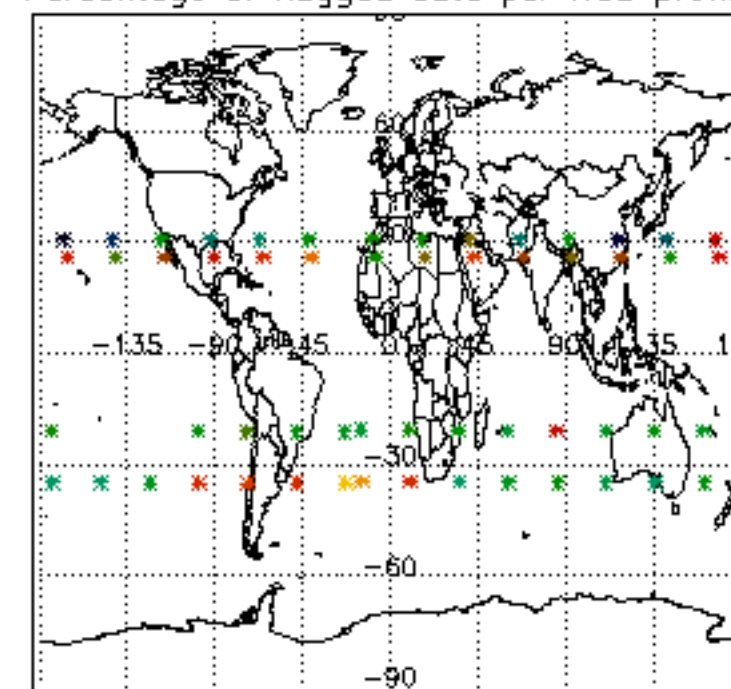
Percentage of flagged data per H2O profile

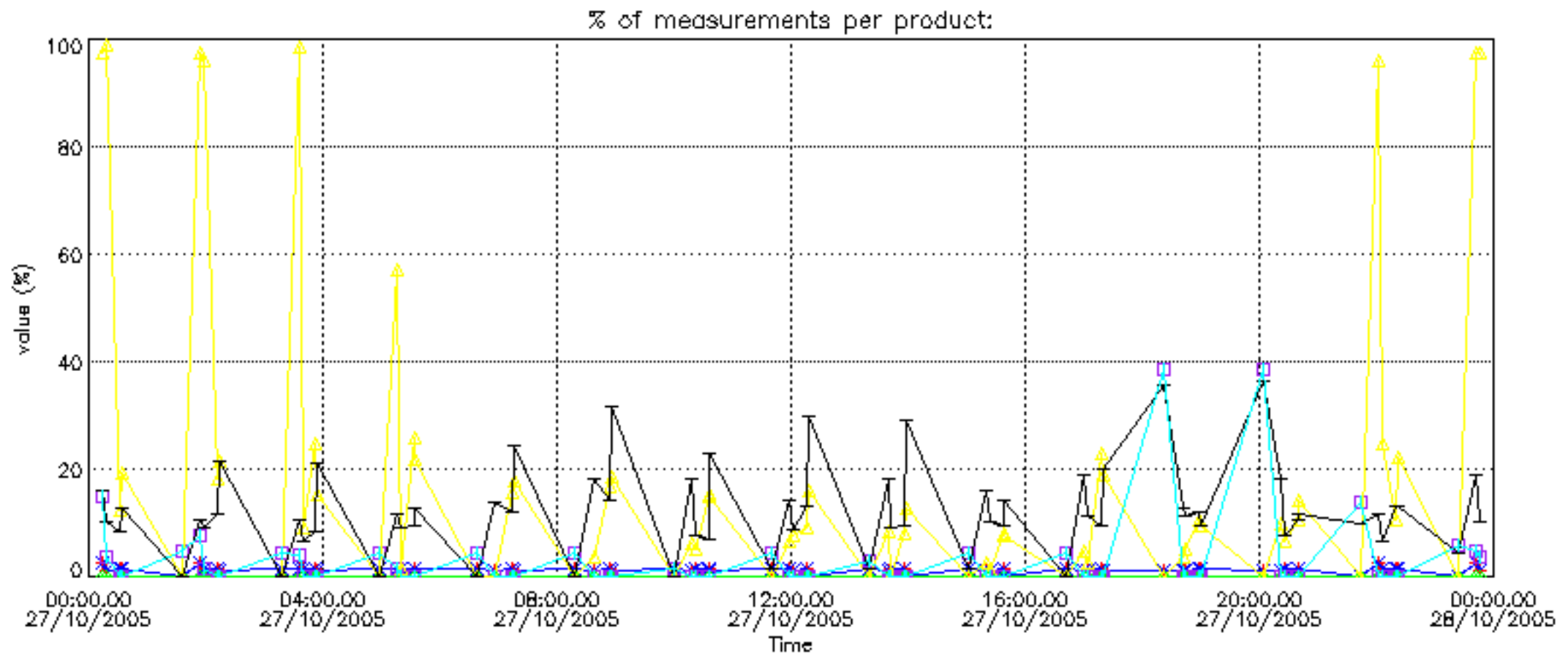


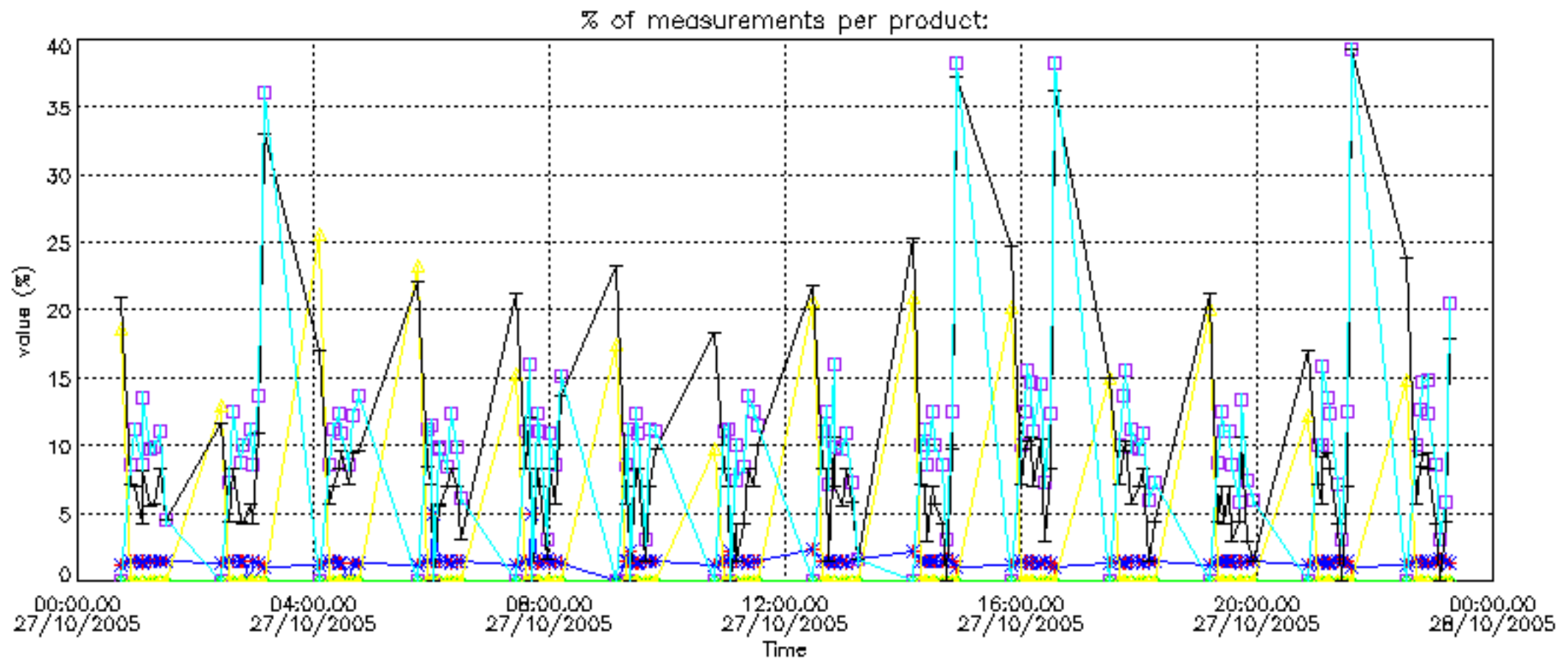
Percentage of flagged data per NO2 profile



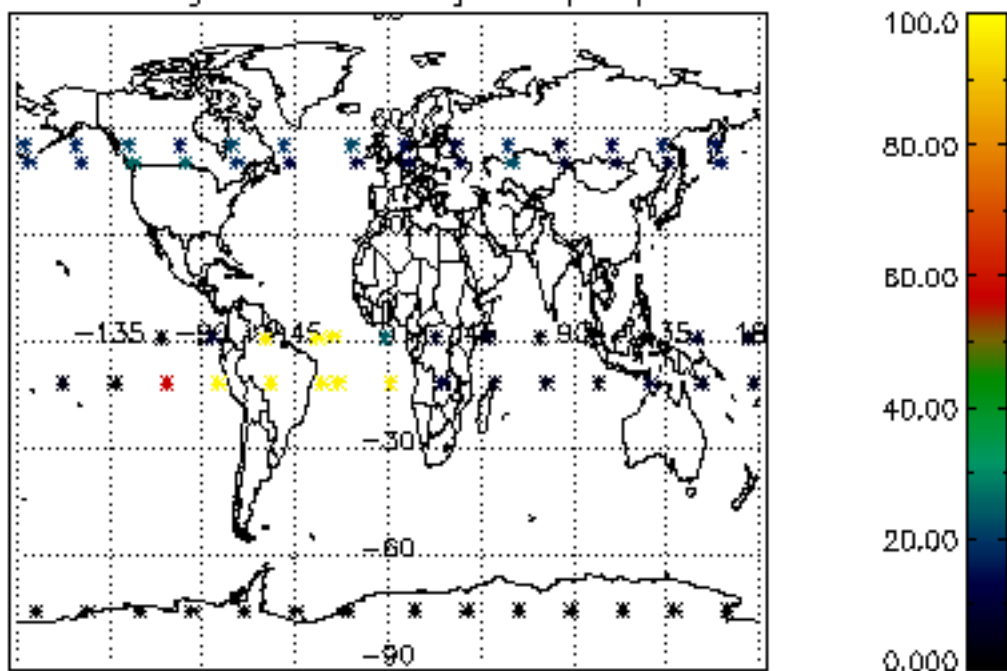
Percentage of flagged data per NO3 profile



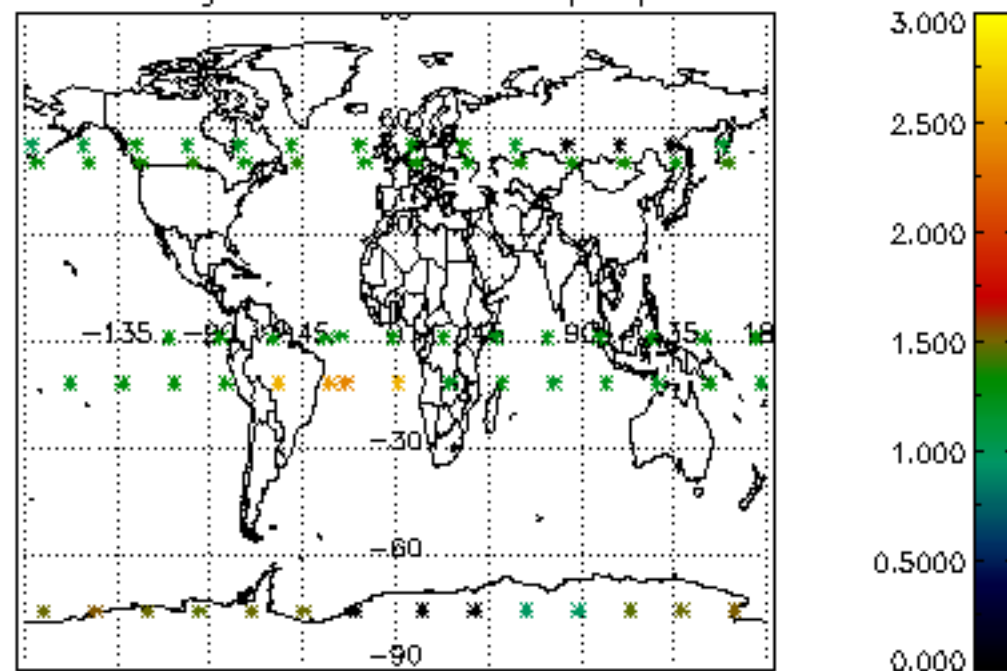




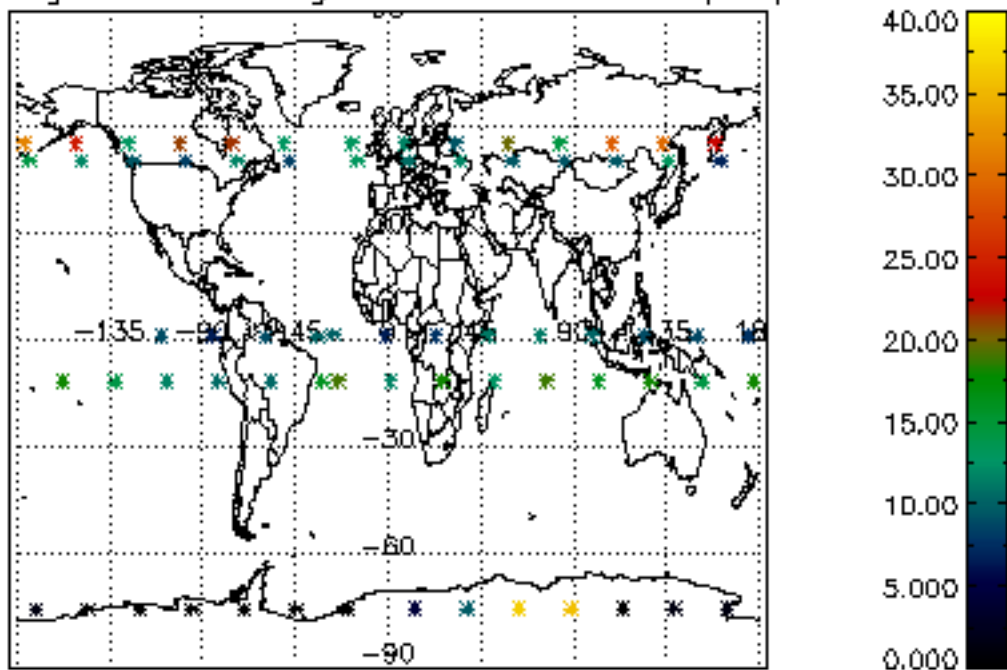
Percentage of cosmic ray hits per profile



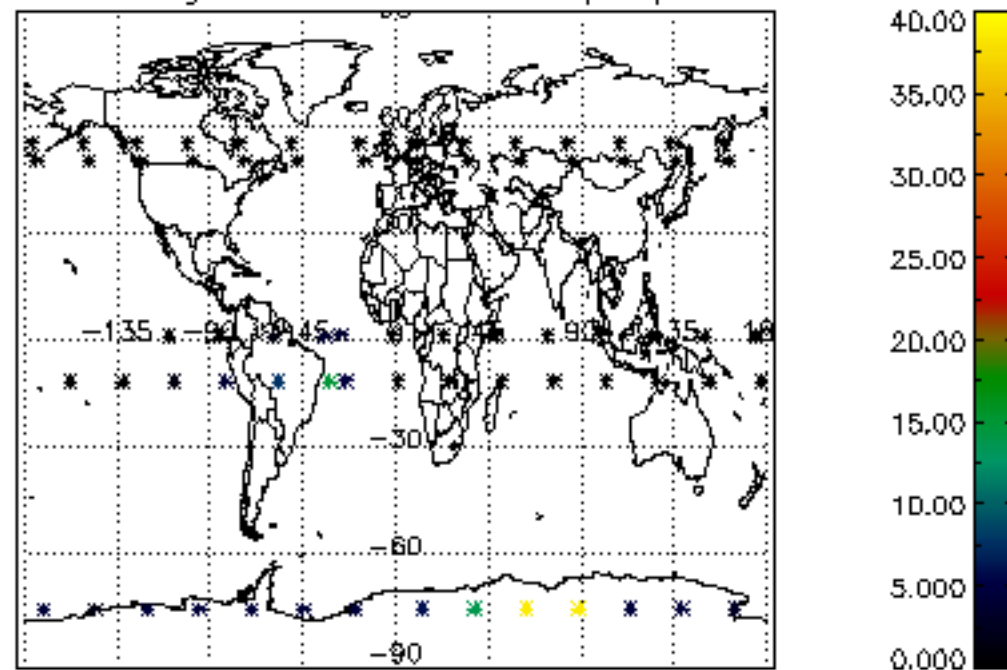
Percentage of datation errors per profile



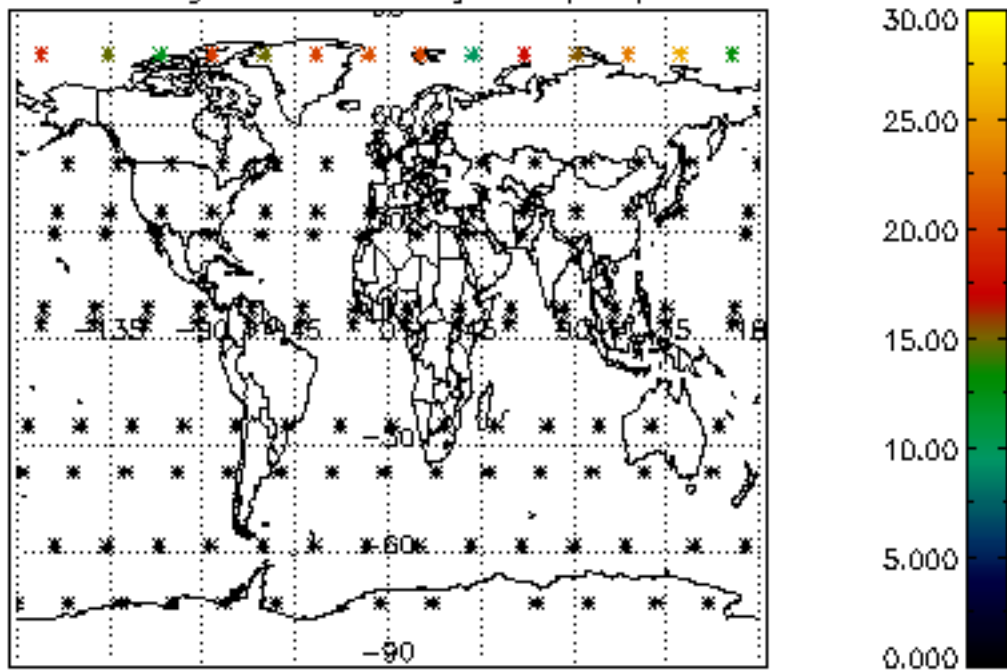
Percentage of star falling outside central band per profile



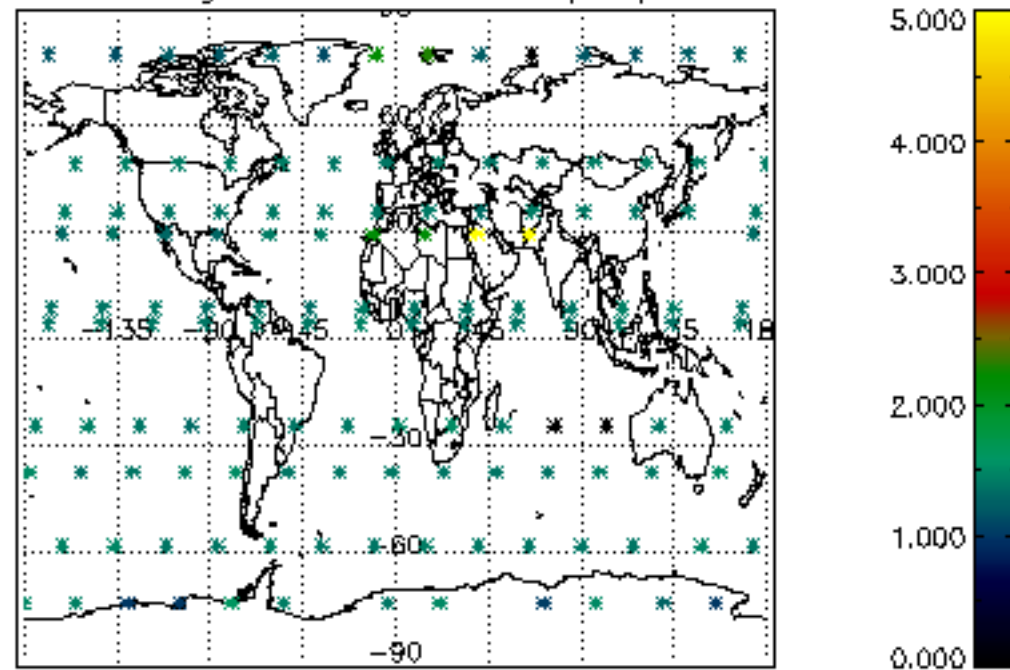
Percentage of saturation errors per profile



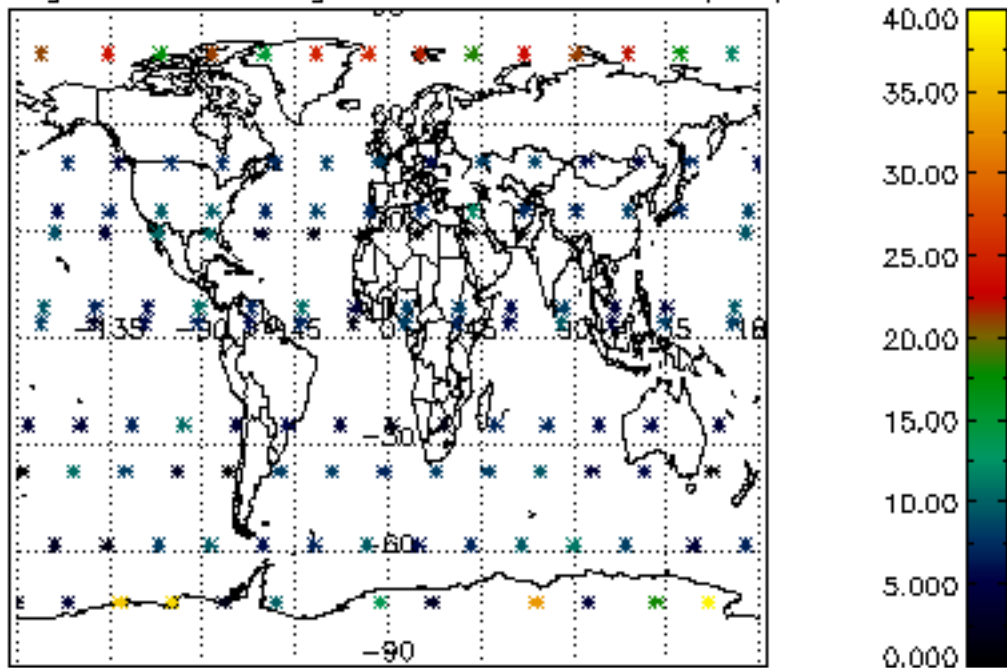
Percentage of cosmic ray hits per profile



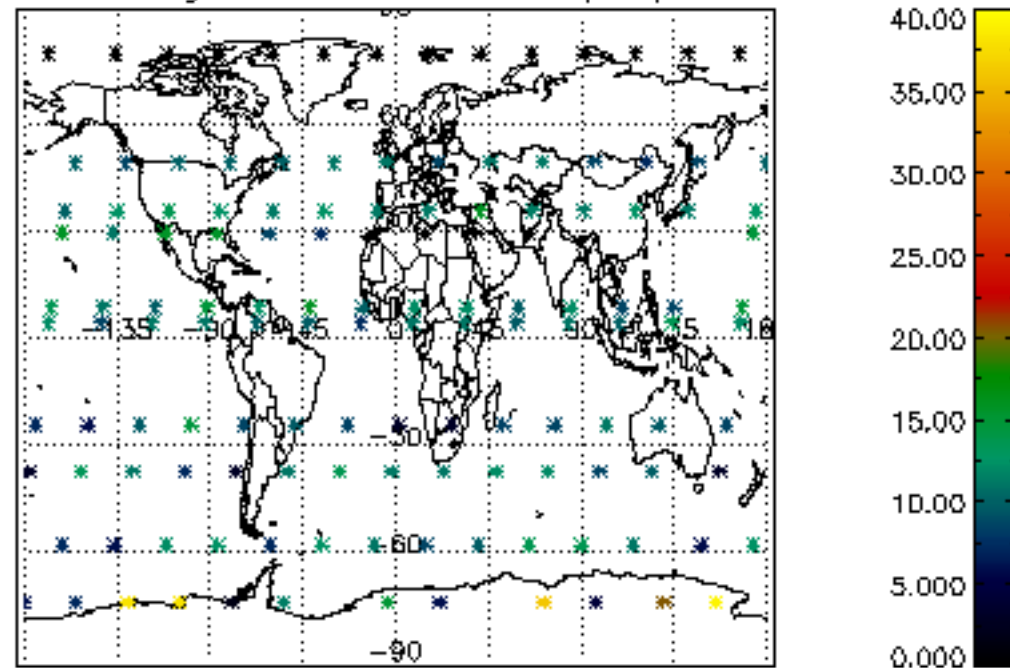
Percentage of datation errors per profile

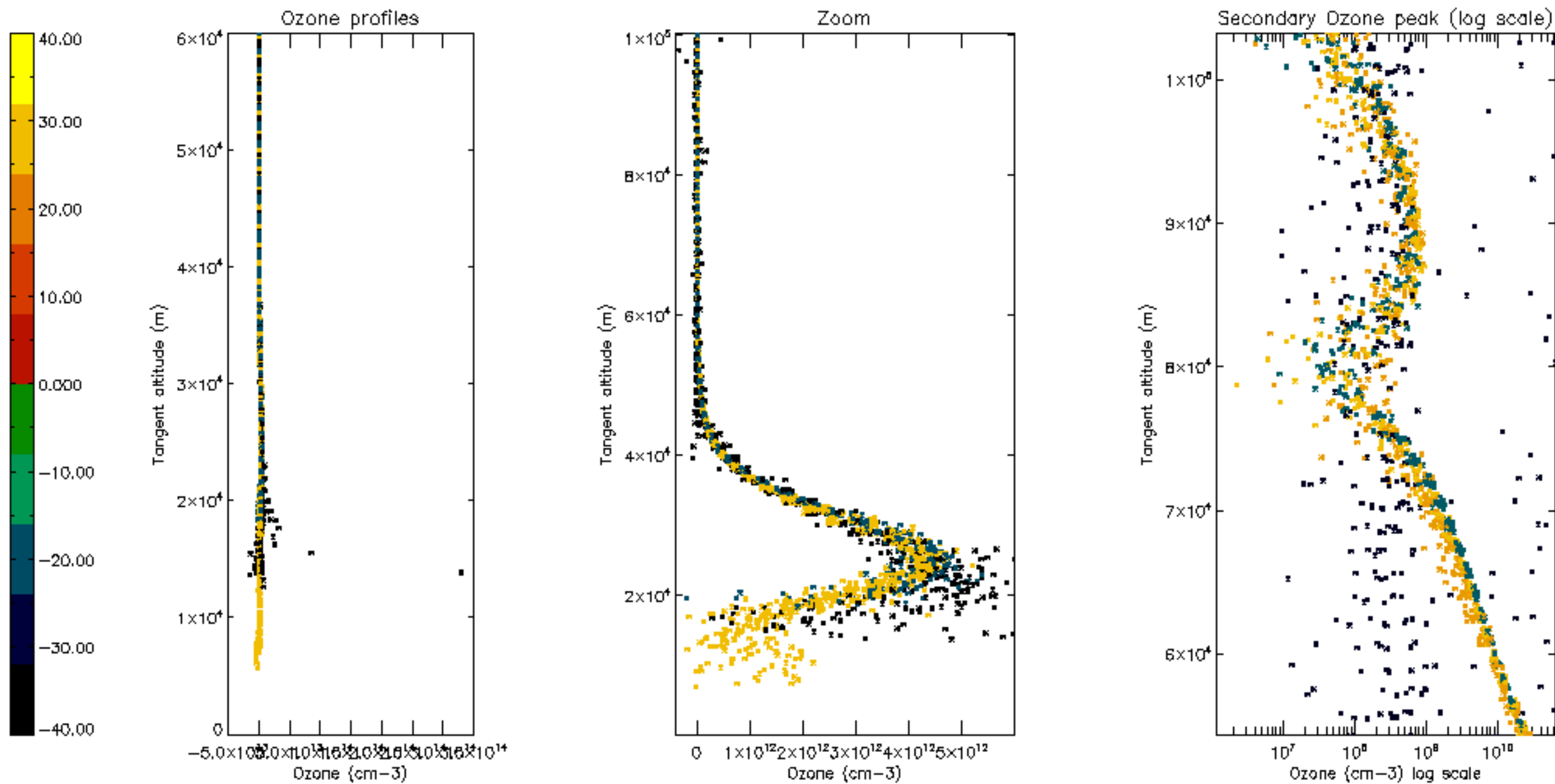


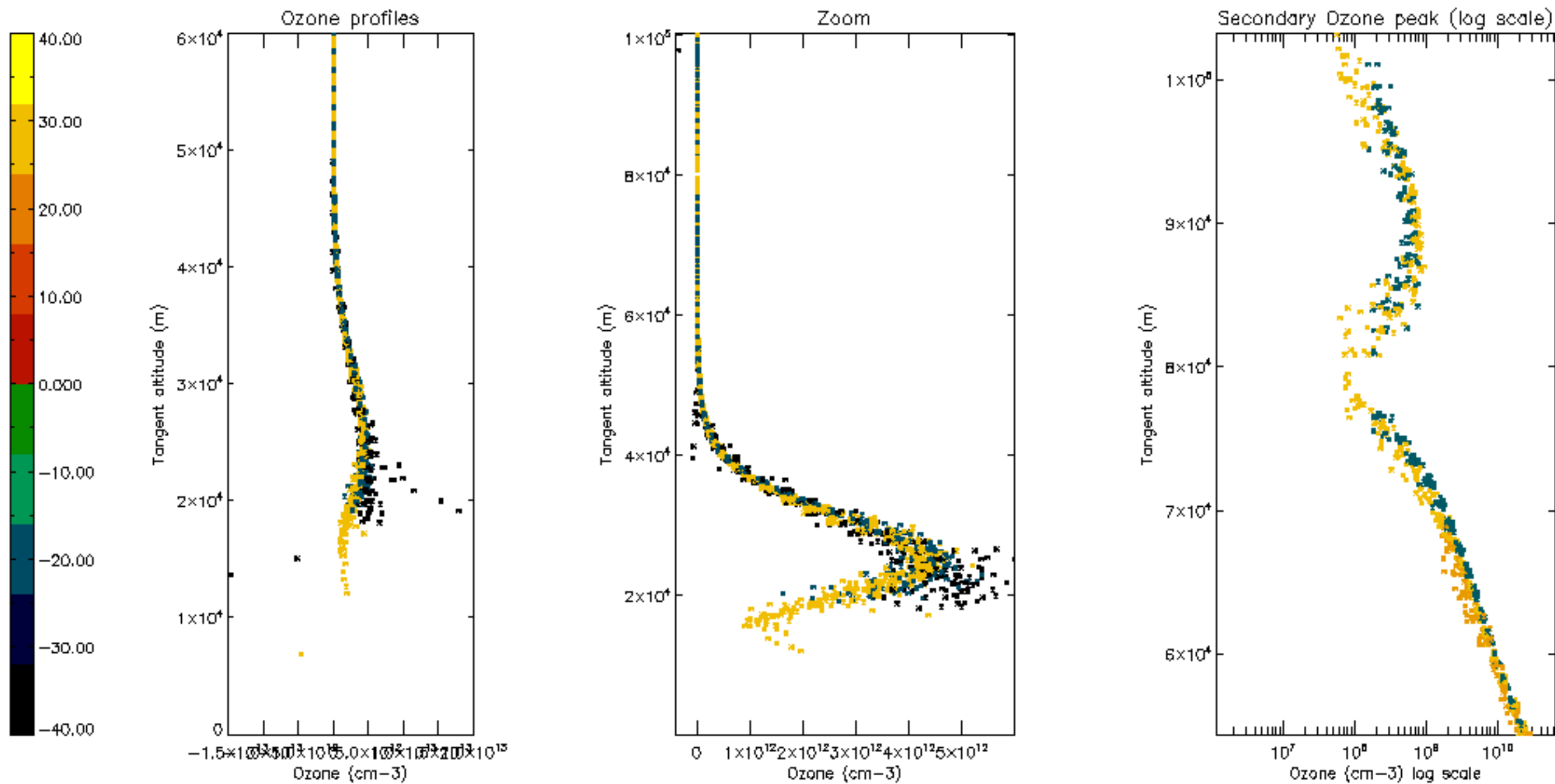
Percentage of star falling outside central band per profile

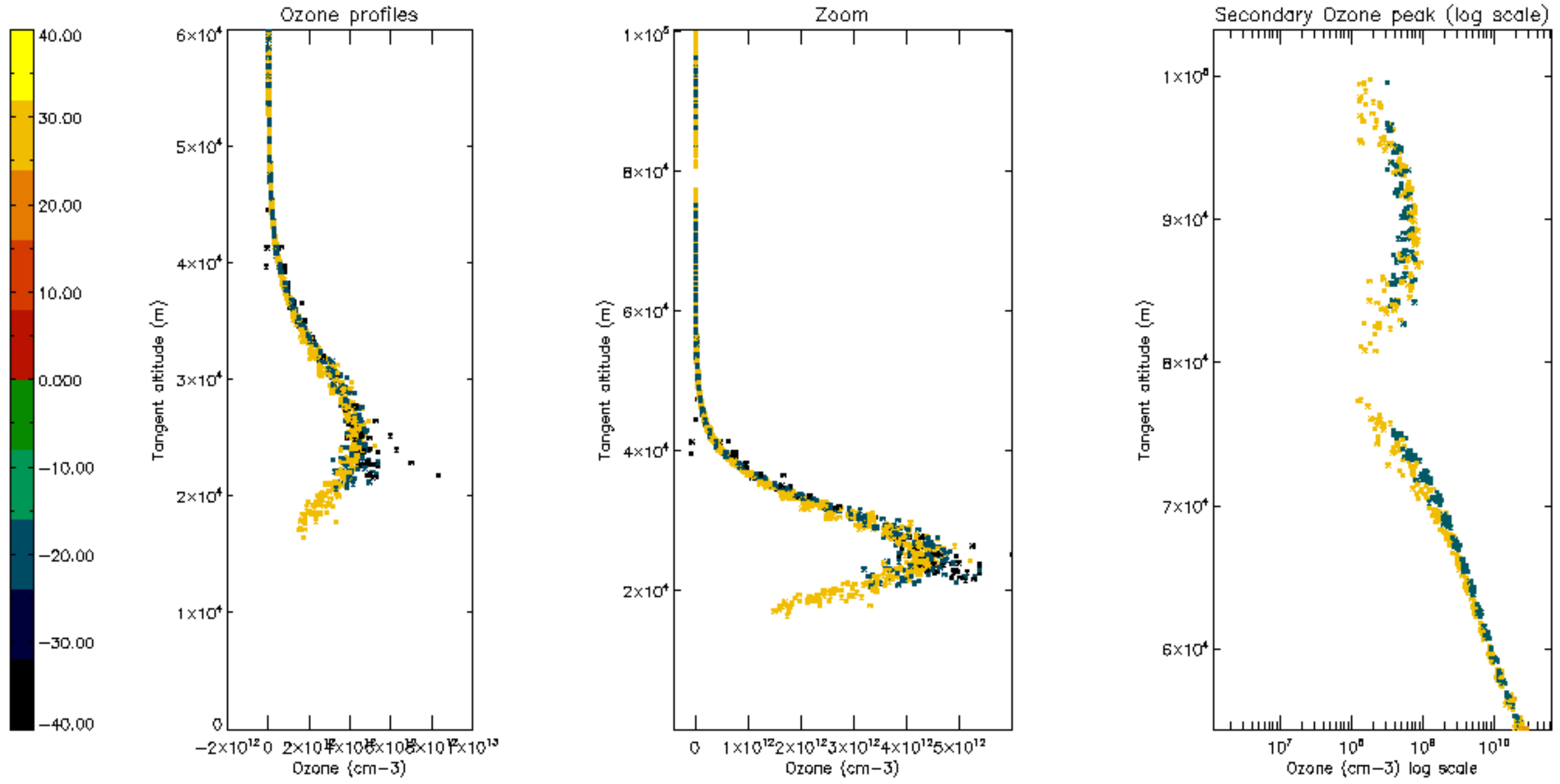


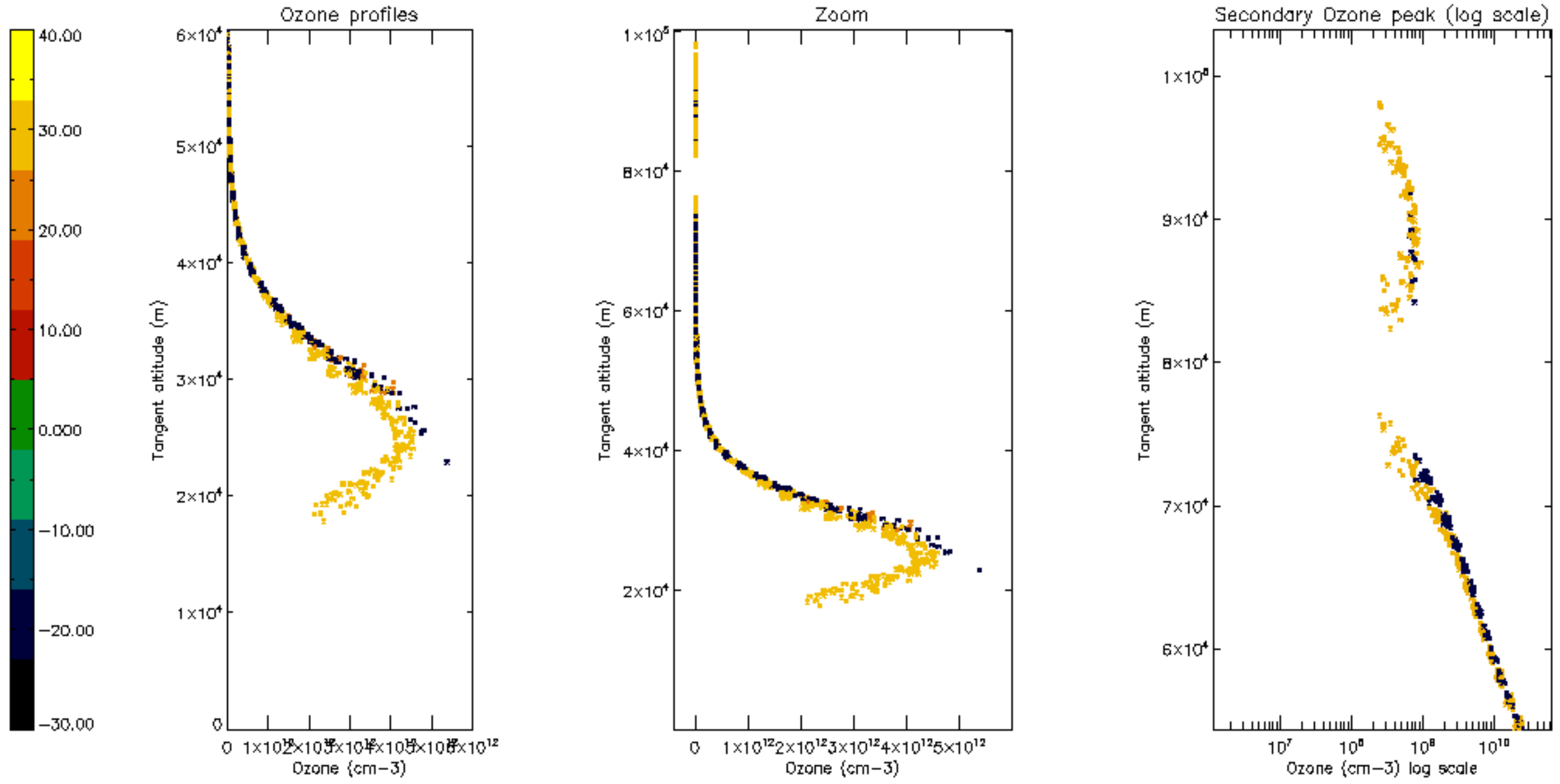
Percentage of saturation errors per profile

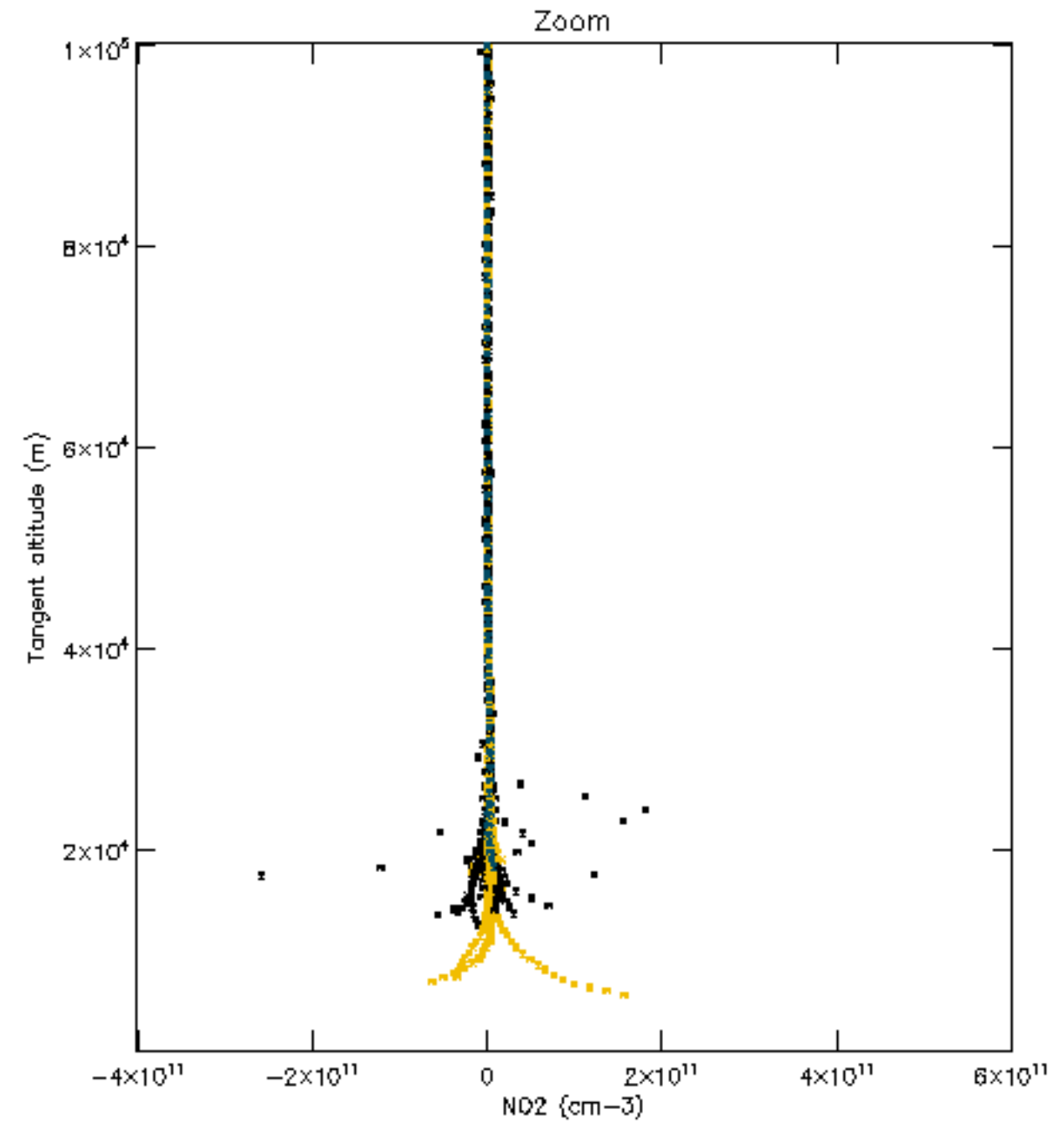
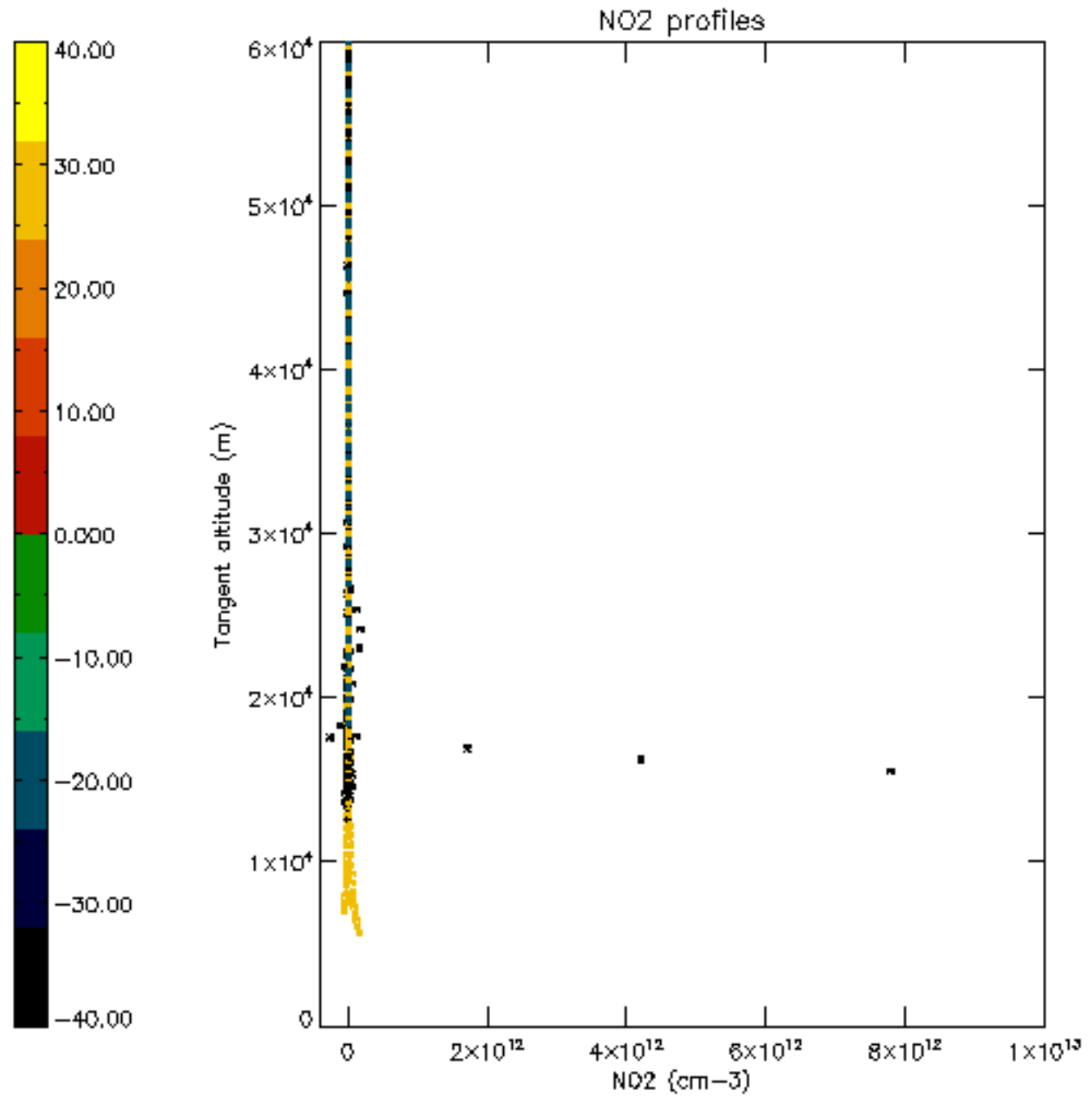


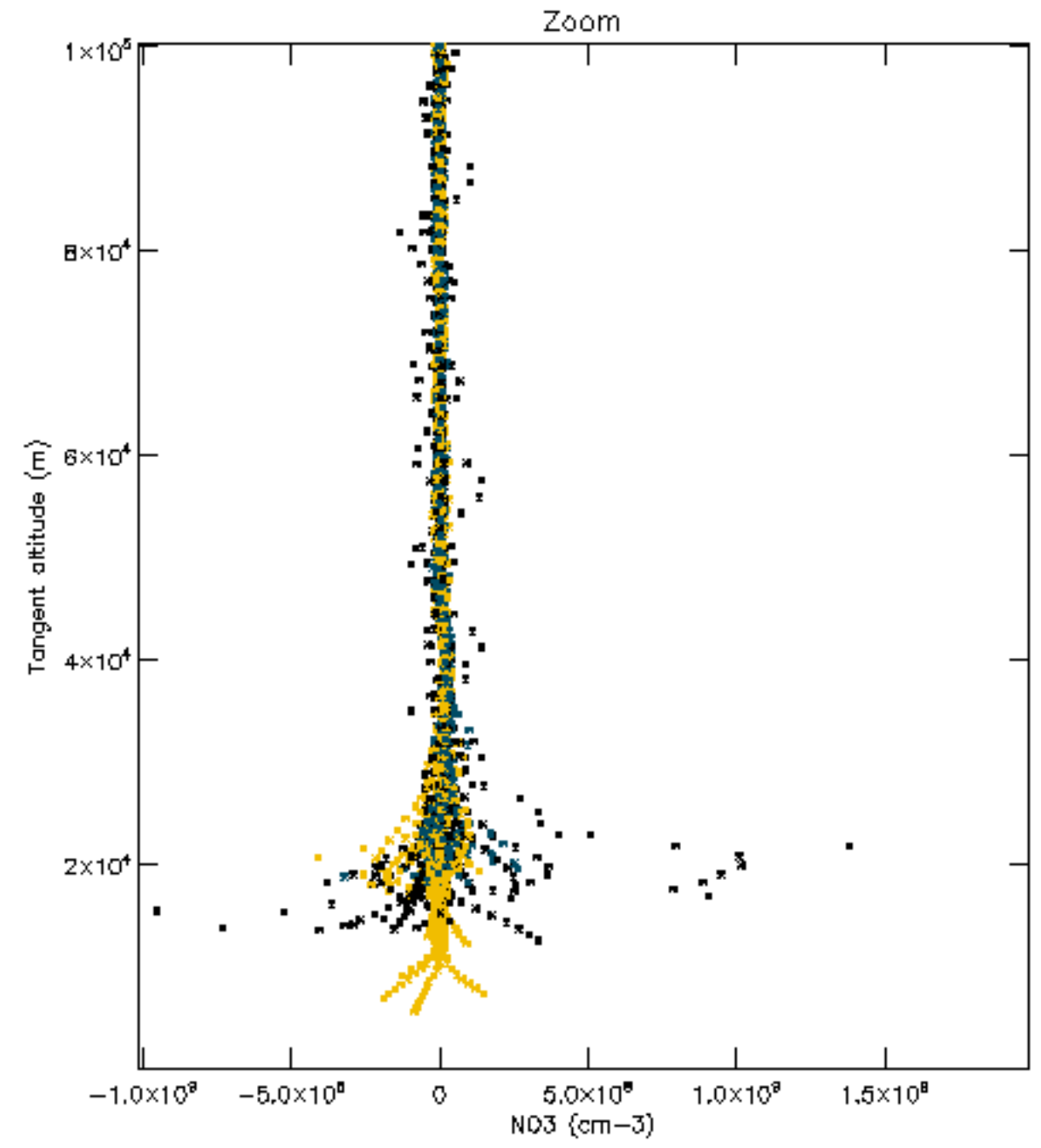
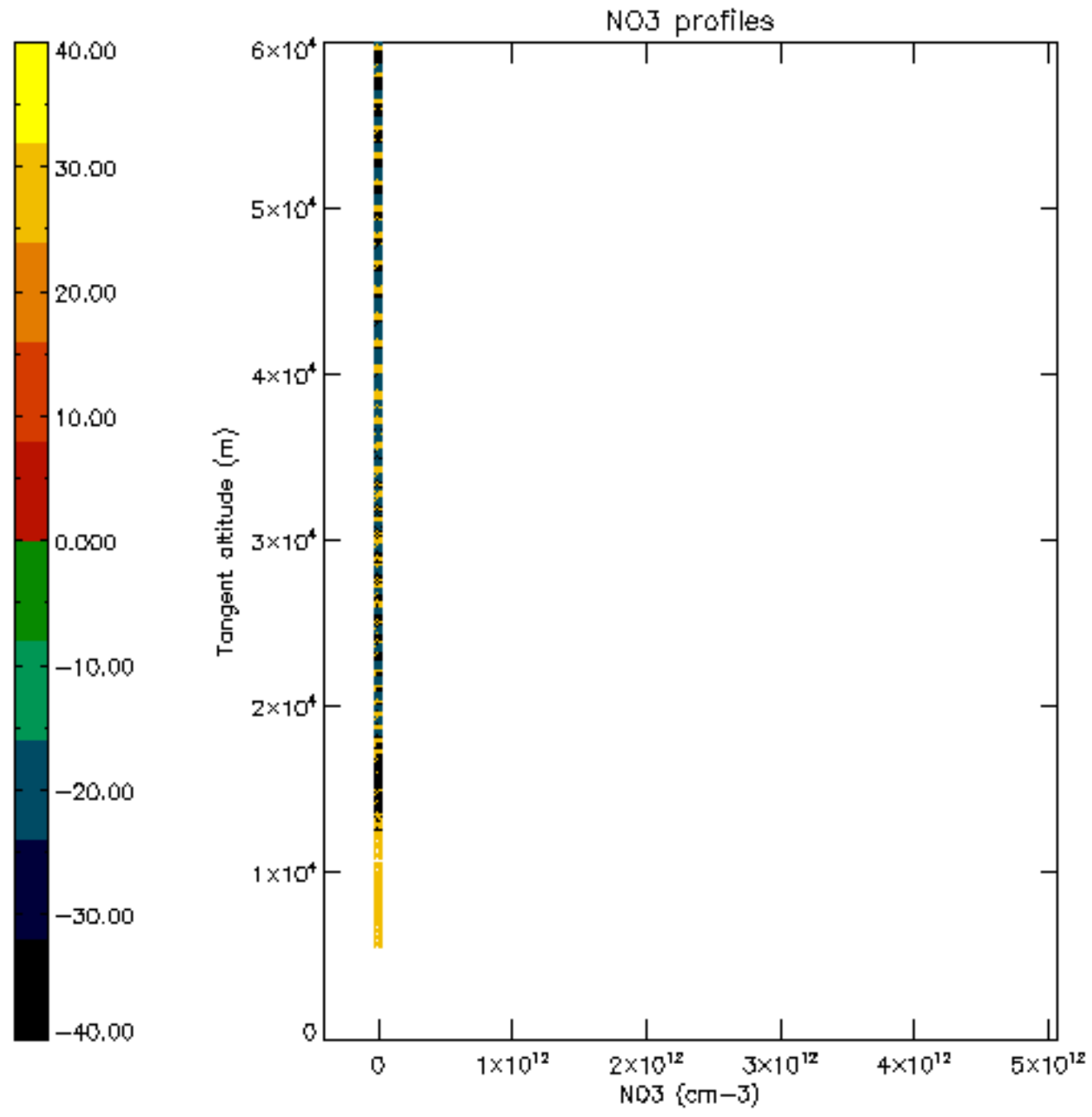


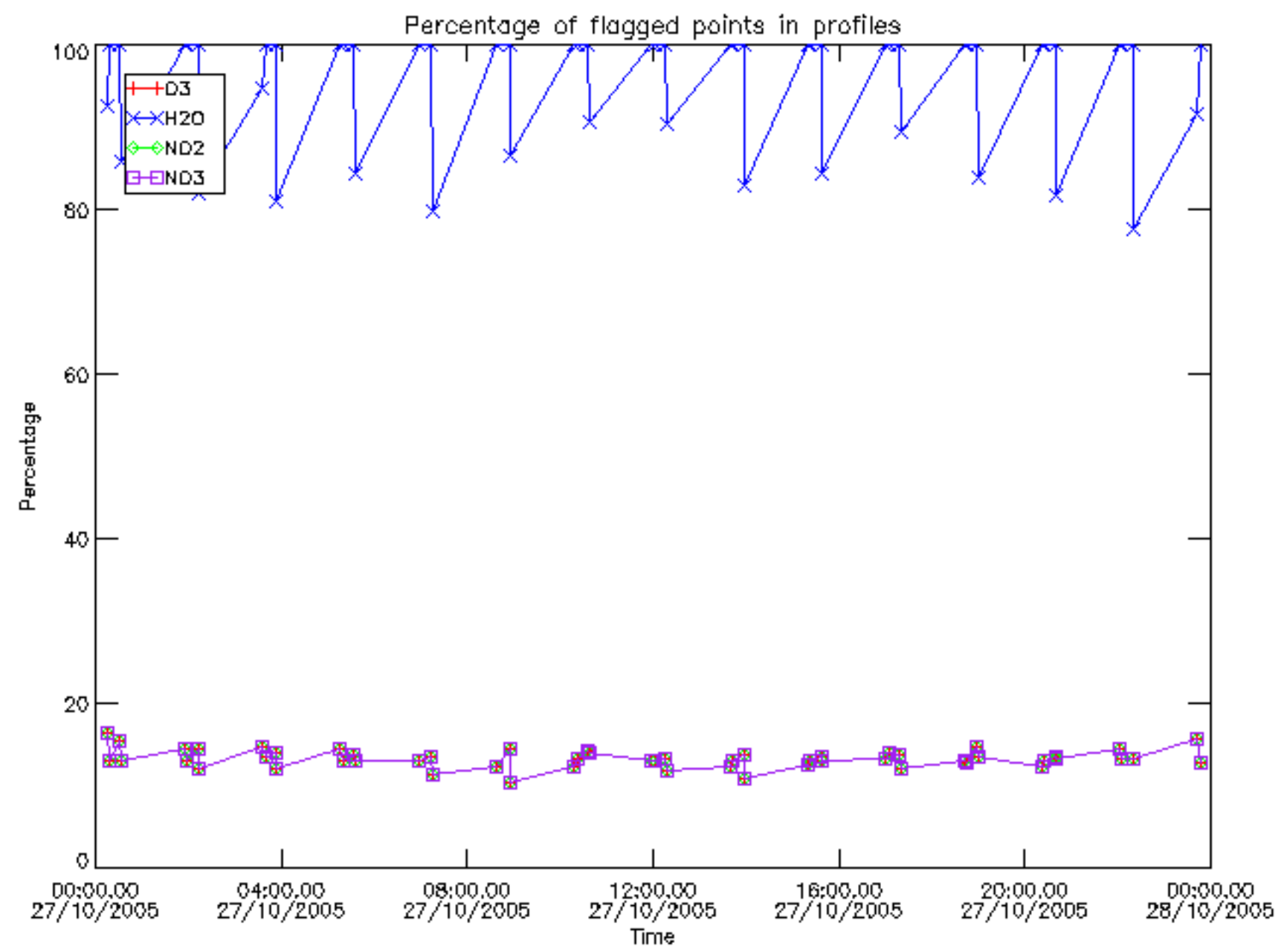




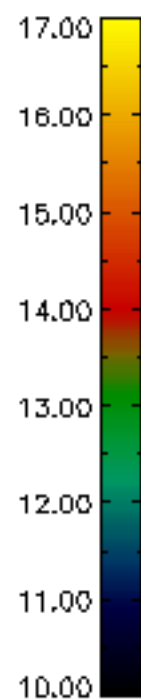
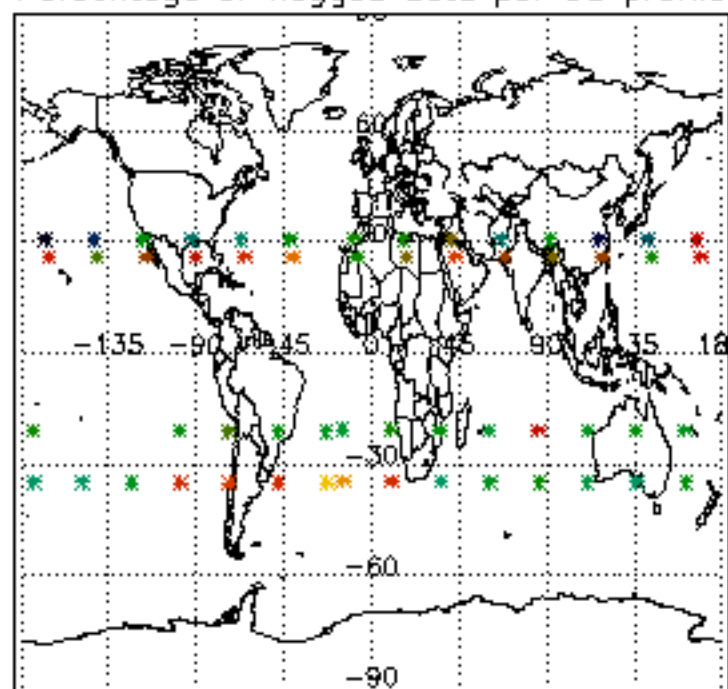




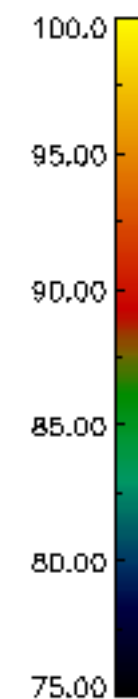
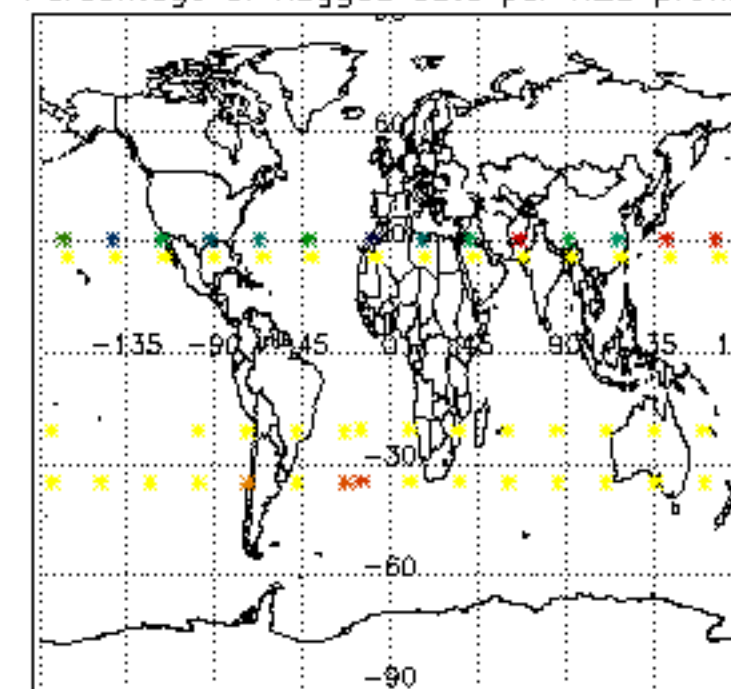




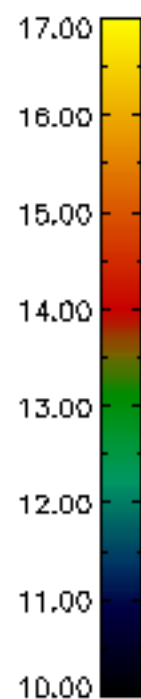
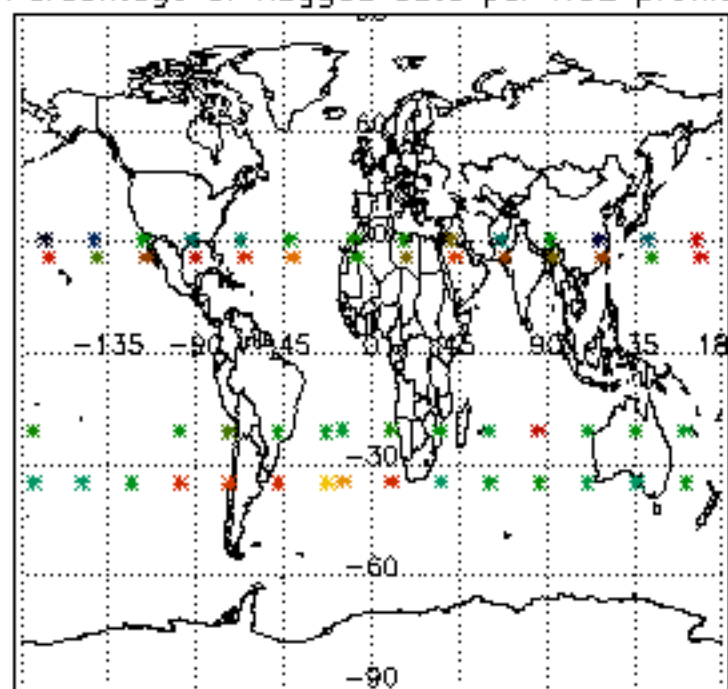
Percentage of flagged data per D3 profile



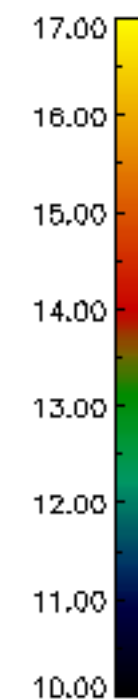
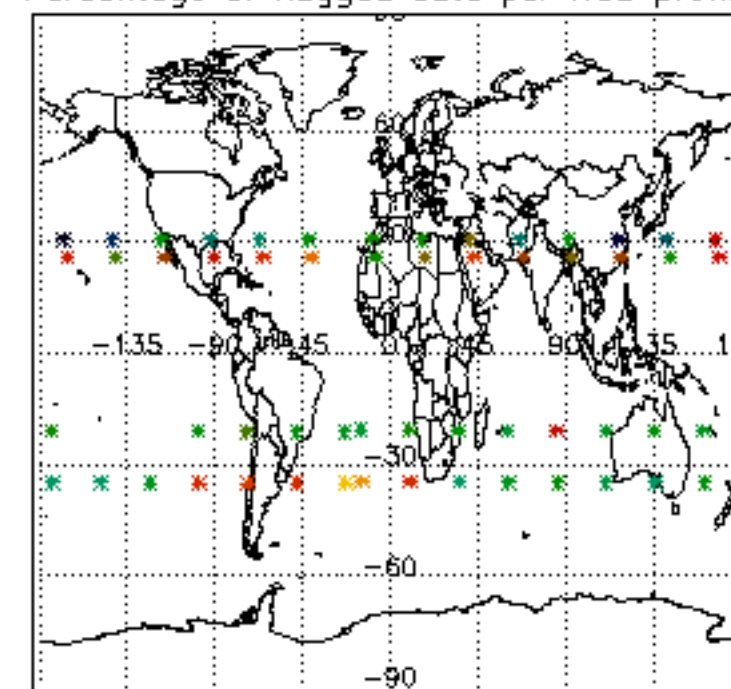
Percentage of flagged data per H2O profile

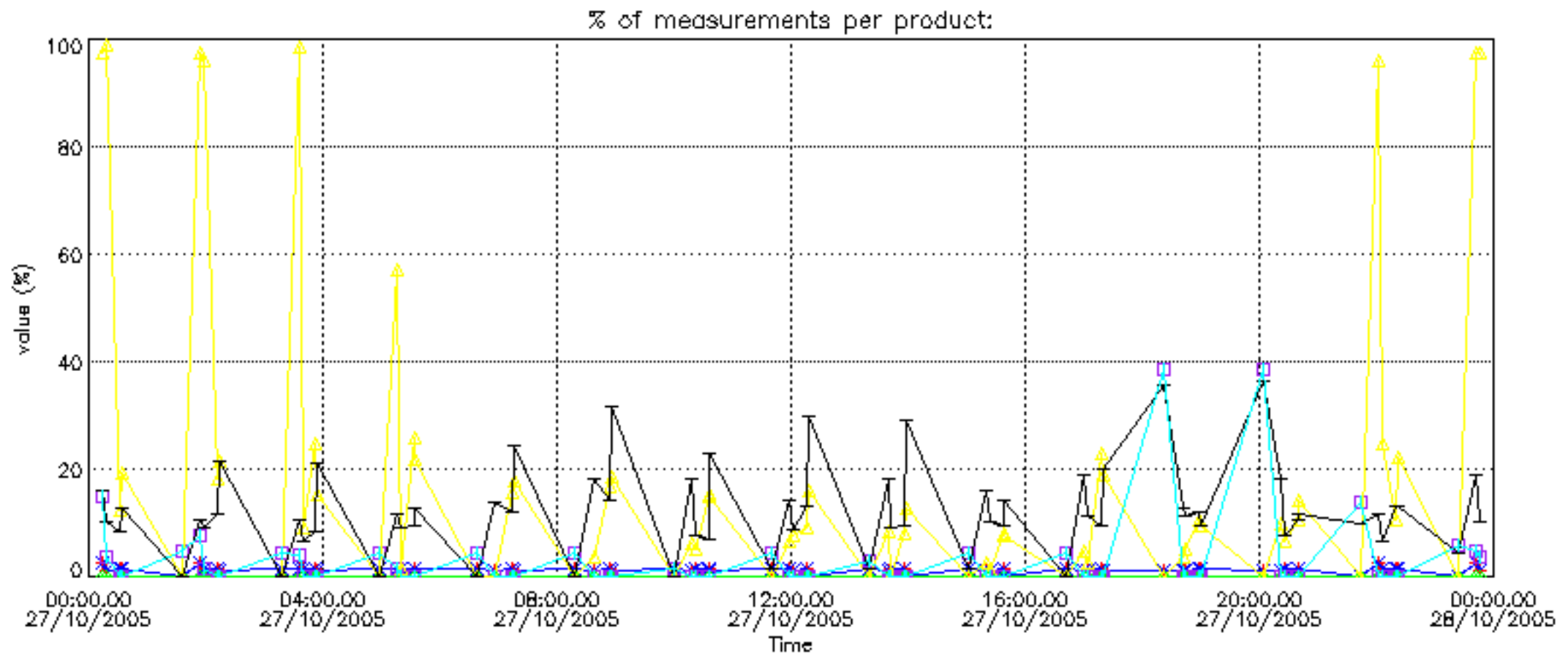


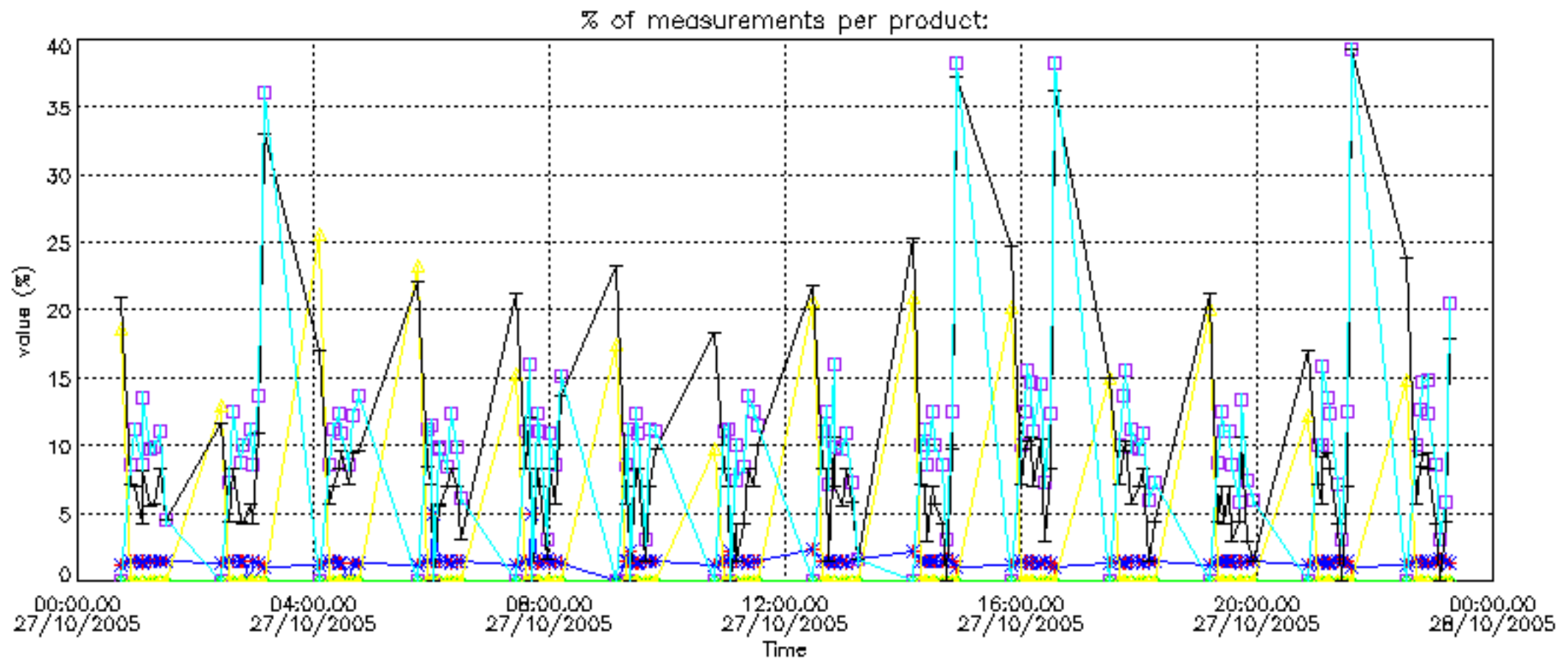
Percentage of flagged data per NO2 profile



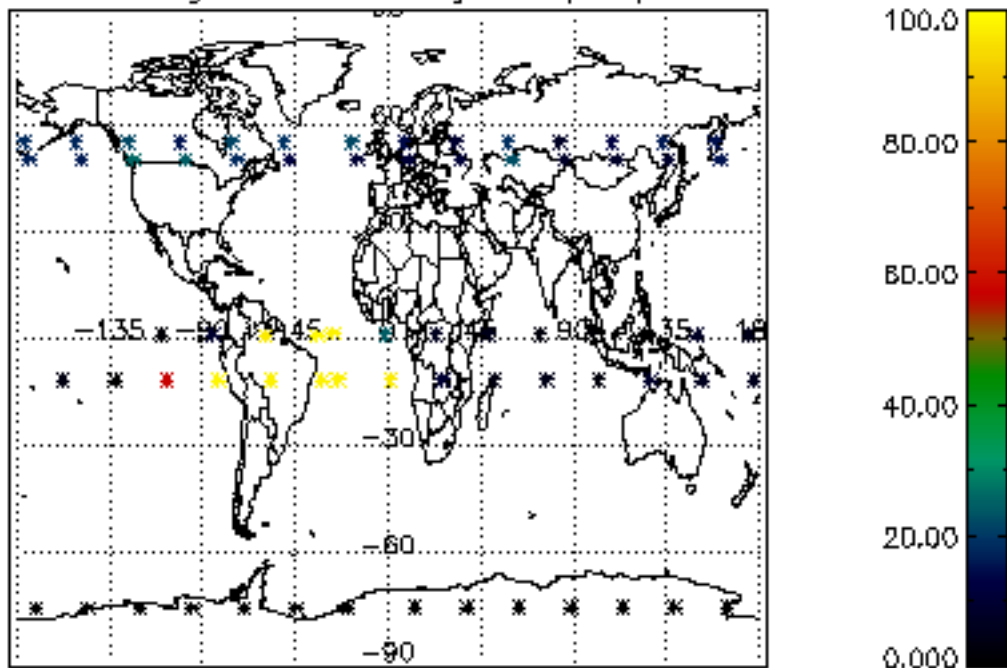
Percentage of flagged data per NO3 profile



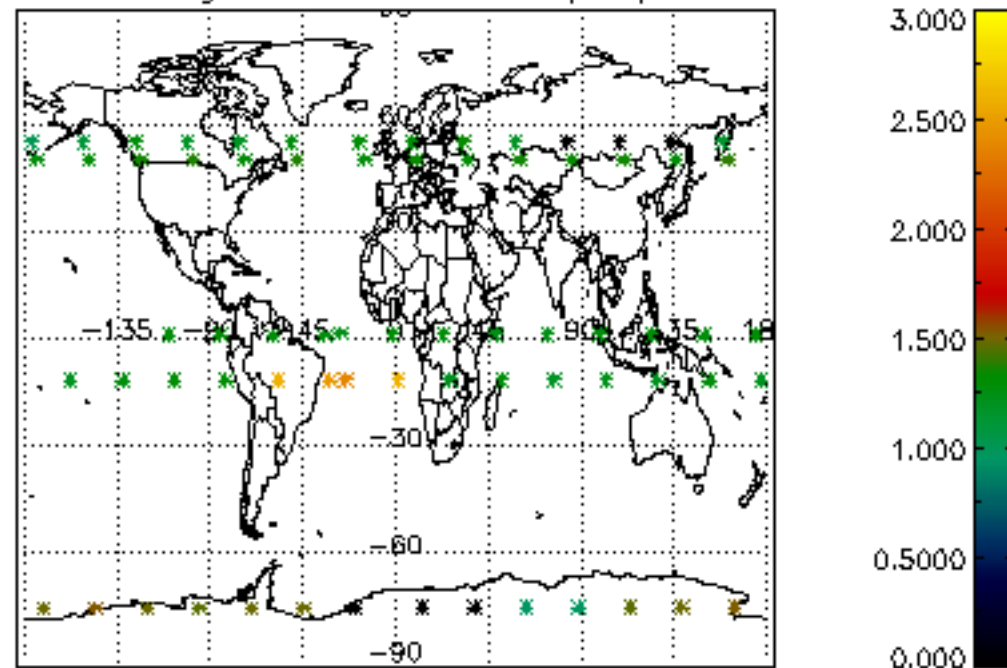




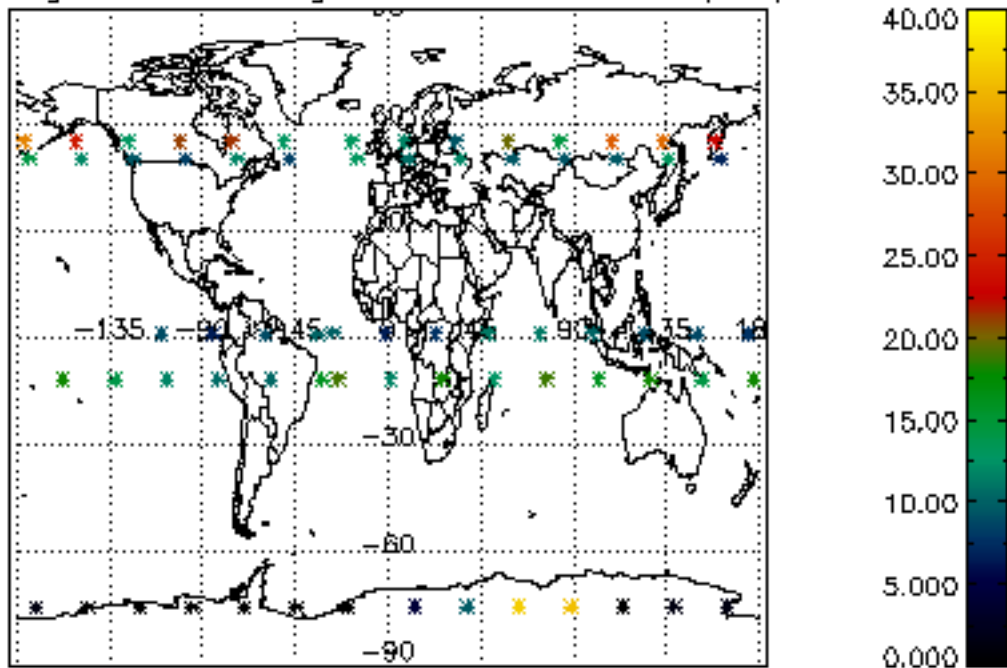
Percentage of cosmic ray hits per profile



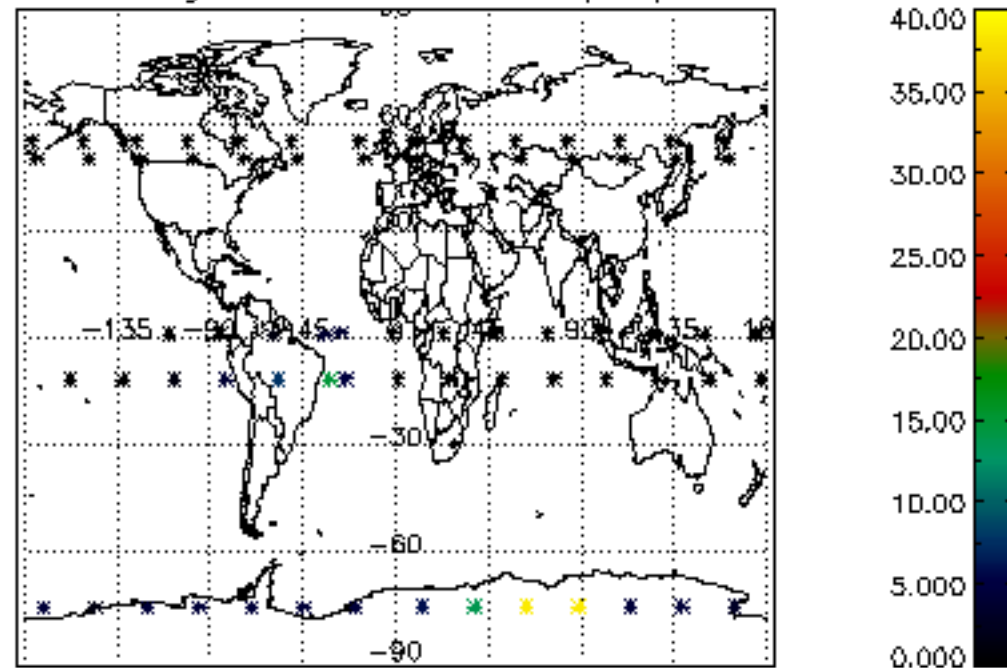
Percentage of datation errors per profile



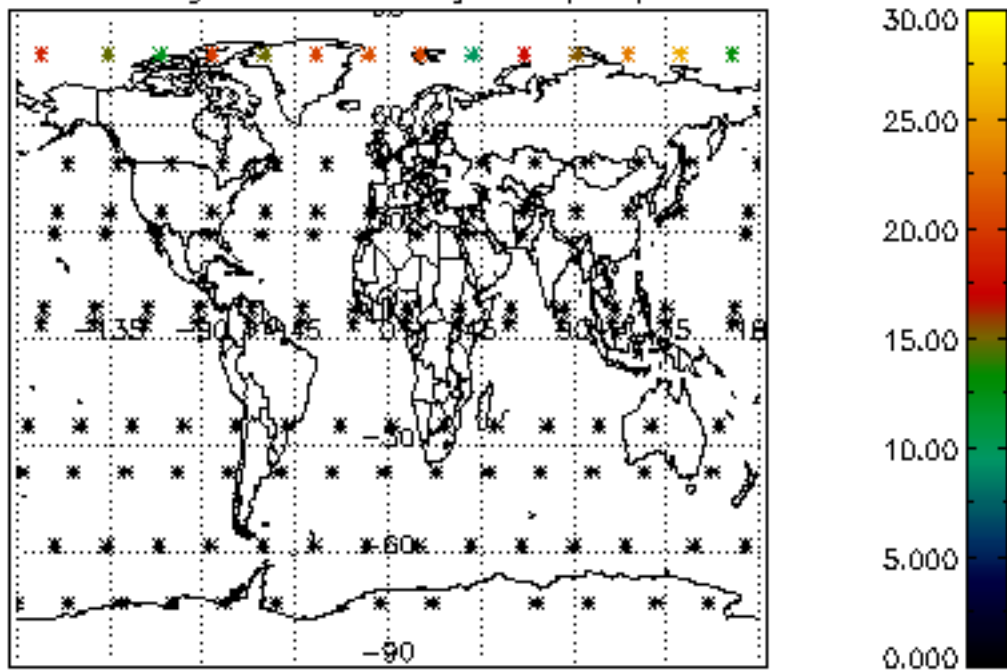
Percentage of star falling outside central band per profile



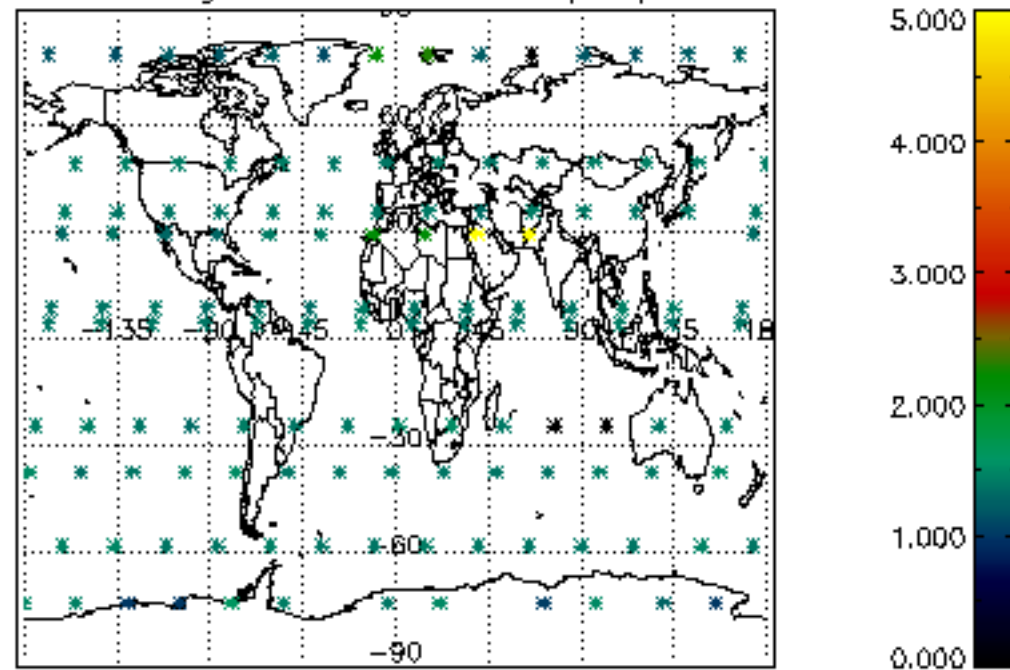
Percentage of saturation errors per profile



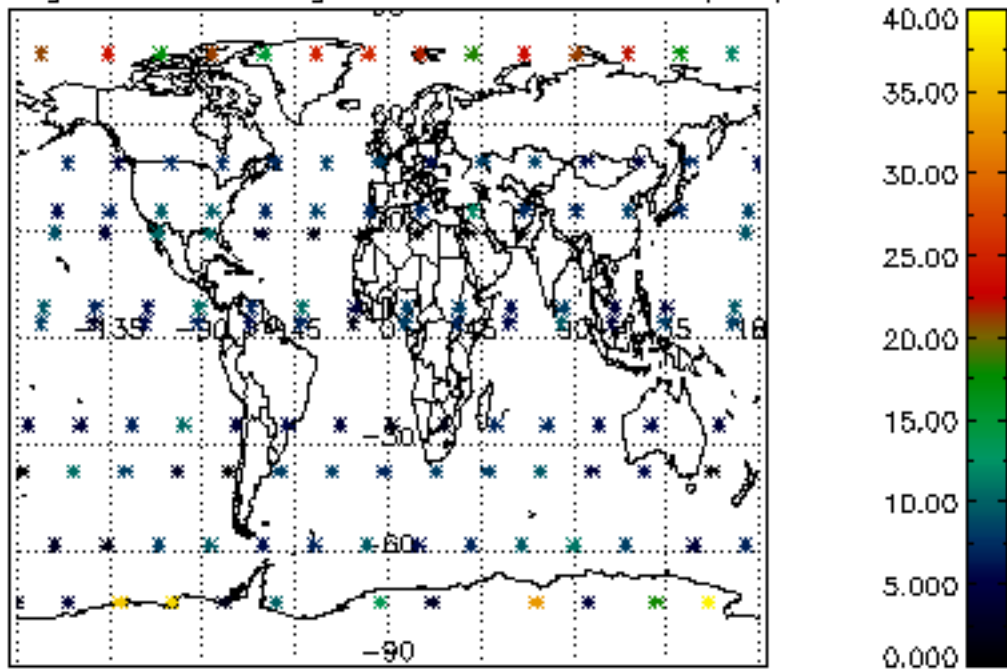
Percentage of cosmic ray hits per profile



Percentage of datation errors per profile



Percentage of star falling outside central band per profile



Percentage of saturation errors per profile

