

GOMOS Level 2 Daily Report

SUMMARY

[1. General Info](#)

[2. Summary of processed GOM_NL_2P products](#)

[3. Level 2 Quality information per product](#)

[3.1 Plot of level 2 quality information per product \(time dependant\)](#)

[3.2 Plot of level 2 quality information per product \(world map\)](#)

[4. Level 1 Quality information per product \(stored on level 2 products\)](#)

[4.1 Plot of level 1 quality information per product \(time dependant\)](#)

[4.1.1 Plot of level 1 quality information per product \(time dependant\): ASCENDING](#)

[4.1.2 Plot of level 1 quality information per product \(time dependant\): DESCENDING](#)

[4.2 Plot of level 1 quality information per product \(world map\)](#)

[4.2.1 Plot of level 1 quality information per product \(world map\): ASCENDING](#)

[4.2.2 Plot of level 1 quality information per product \(world map\): DESCENDING](#)

[5. Ozone profiles based on quality statistics and other trace gas profiles](#)

[5.1 Ozone statistics based on quality of products](#)

[5.2 Plot ozone profiles for all STD \(dark without errors\)](#)

[5.3 Plot ozone profiles where STD < 20% \(dark without errors\)](#)

[5.4. Plot ozone profiles where STD < 10% \(dark without errors\)](#)

[5.5. Plot ozone profiles where STD < 5% \(dark without errors\)](#)

[5.6 Plot NO2 profiles for all STD \(dark without errors\)](#)

[5.7 Plot NO3 profiles for all STD \(dark without errors\)](#)

[5.8 Plot H2O profiles \(only for occultations of stars 1,2,3,4,13,14,16,26,63 dark without errors\) for all STD](#)

[6. Auxiliary Data Files used for the production reported in section 2](#)

This report presents the daily analysis on parameters extracted from GOMOS level 2 data (GOM_NL__2P). It is intended to monitor some important parameters that will impact the quality of these products. A list of level 2 products (and content) that have arrived during the reporting day to the PCF is also given.

Item	Value
Time of report generation	18APR2013 12:04:51
Data source version	GOMOS/6.01
Start time of products	26-10-2005 (26OCT2005 00:00:00)
Stop time of products	27-10-2005 (27OCT2005 00:00:00)
Store outputs in DB	Yes
Nb of level 2 prods	205
Nb of prods with errors	0

2. Summary of processed GOM_NL__2P products.

Nr	Filename	UTC Start time	Limb	Duration	Star Id	Star Name	Star Mag	Star Temp	Nb Meas	Orbit	Prod. error
1	GOM_NL__2PRFIN20051026_000546_000000342042_00016_19108_7913.N1	26-OCT-2005 00:05:46	Bright	33.500	49	1Alp UMi	1.9900	6300.0	67	19108	No
2	GOM_NL__2PRFIN20051026_000919_000000362042_00016_19108_7914.N1	26-OCT-2005 00:09:19	Bright	36.000	60	7Bet UMi	2.0810	3950.0	72	19108	No
3	GOM_NL__2PRFIN20051026_001517_000000362042_00016_19108_7915.N1	26-OCT-2005 00:15:17	Bright	35.500	32	77Eps UMa	1.7630	11000.	71	19108	No
4	GOM_NL__2PRFIN20051026_002008_000000342042_00016_19108_7916.N1	26-OCT-2005 00:20:08	Bright	34.000	152	12Alp2CVn	2.8900	11000.	68	19108	No
5	GOM_NL__2PRFIN20051026_002614_000000372042_00016_19108_7917.N1	26-OCT-2005 00:26:14	Bright	37.000	96	68Del Leo	2.5600	9300.0	74	19108	No
6	GOM_NL__2PRFIN20051026_002728_000000342042_00016_19108_7918.N1	26-OCT-2005 00:27:28	Bright	34.000	62	94Bet Leo	2.1360	9700.0	68	19108	No
7	GOM_NL__2PRFIN20051026_004554_000000382042_00016_19108_7919.N1	26-OCT-2005 00:45:54	Dark	37.500	113	Mu Vel	2.6920	5000.0	75	19108	No
8	GOM_NL__2PRFIN20051026_004924_000000392042_00017_19109_7905.N1	26-OCT-2005 00:49:24	Dark	38.500	91	Kap Vel	2.4900	26000.	77	19109	No
9	GOM_NL__2PRFIN20051026_010320_000000372042_00017_19109_7906.N1	26-OCT-2005 01:03:20	Dark	37.000	143	Alp Hyi	2.8570	7200.0	74	19109	No
10	GOM_NL__2PRFIN20051026_010444_000000392042_00017_19109_7907.N1	26-OCT-2005 01:04:44	Dark	39.000	9	Alp Eri	0.45300	24000.	78	19109	No
11	GOM_NL__2PRFIN20051026_011607_000000442042_00017_19109_7908.N1	26-OCT-2005 01:16:07	Straylight	43.500	52	16Bet Cet	2.0370	4500.0	87	19109	No
12	GOM_NL__2PRFIN20051026_012536_000000362042_00017_19109_7909.N1	26-OCT-2005 01:25:36	Bright	35.500	140	88Gam Peg	2.8340	26000.	71	19109	No
13	GOM_NL__2PRFIN20051026_012929_000000352042_00017_19109_7910.N1	26-OCT-2005 01:29:29	Bright	35.000	58	21Alp And	2.0730	11000.	70	19109	No
14	GOM_NL__2PRFIN20051026_013707_000000372042_00017_19109_7911.N1	26-OCT-2005 01:37:07	Bright	36.500	68	18Alp Cas	2.2250	4500.0	73	19109	No
15	GOM_NL__2PRFIN20051026_013822_000000362042_00017_19109_7912.N1	26-OCT-2005 01:38:22	Bright	36.000	76	27Gam Cas	2.3000	30000.	72	19109	No
16	GOM_NL__2PRFIN20051026_014622_000000352042_00017_19109_7913.N1	26-OCT-2005 01:46:22	Bright	35.000	49	1Alp UMi	1.9900	6300.0	70	19109	No
17	GOM_NL__2PRFIN20051026_014955_000000362042_00017_19109_7914.N1	26-OCT-2005 01:49:55	Bright	36.000	60	7Bet UMi	2.0810	3950.0	72	19109	No
18	GOM_NL__2PRFIN20051026_015553_000000372042_00017_19109_7915.N1	26-OCT-2005 01:55:53	Bright	36.500	32	77Eps UMa	1.7630	11000.	73	19109	No
19	GOM_NL__2PRFIN20051026_020044_000000332042_00017_19109_7916.N1	26-OCT-2005 02:00:44	Bright	33.000	152	12Alp2CVn	2.8900	11000.	66	19109	No
20	GOM_NL__2PRFIN20051026_020650_000000492042_00017_19109_7917.N1	26-OCT-2005 02:06:50	Bright	49.000	96	68Del Leo	2.5600	9300.0	98	19109	No
21	GOM_NL__2PRFIN20051026_020804_000000512042_00017_19109_7918.N1	26-OCT-2005 02:08:04	Bright	51.000	62	94Bet Leo	2.1360	9700.0	102	19109	No
22	GOM_NL__2PRFIN20051026_022630_000000382042_00017_19109_7919.N1	26-OCT-2005 02:26:30	Dark	38.000	113	Mu Vel	2.6920	5000.0	76	19109	No
23	GOM_NL__2PRFIN20051026_023000_000000392042_00018_19110_7925.N1	26-OCT-2005 02:30:00	Dark	38.500	91	Kap Vel	2.4900	26000.	77	19110	No
24	GOM_NL__2PRFIN20051026_024356_000000382042_00018_19110_7926.N1	26-OCT-2005 02:43:56	Dark	37.500	143	Alp Hyi	2.8570	7200.0	75	19110	No
25	GOM_NL__2PRFIN20051026_024520_000000382042_00018_19110_7927.N1	26-OCT-2005 02:45:20	Dark	37.500	9	Alp Eri	0.45300	24000.	75	19110	No
26	GOM_NL__2PRFIN20051026_025644_000000382042_00018_19110_7928.N1	26-OCT-2005 02:56:44	Straylight	37.500	52	16Bet Cet	2.0370	4500.0	75	19110	No
27	GOM_NL__2PRFIN20051026_030612_000000352042_00018_19110_7929.N1	26-OCT-2005 03:06:12	Bright	35.000	140	88Gam Peg	2.8340	26000.	70	19110	No
28	GOM_NL__2PRFIN20051026_031005_000000362042_00018_19110_7930.N1	26-OCT-2005 03:10:05	Bright	35.500	58	21Alp And	2.0730	11000.	71	19110	No
29	GOM_NL__2PRFIN20051026_031743_000000362042_00018_19110_7931.N1	26-OCT-2005 03:17:43	Bright	35.500	68	18Alp Cas	2.2250	4500.0	71	19110	No
30	GOM_NL__2PRFIN20051026_031858_000000362042_00018_19110_7932.N1	26-OCT-2005 03:18:58	Bright	36.000	76	27Gam Cas	2.3000	30000.	72	19110	No
31	GOM_NL__2PRFIN20051026_032658_000000342042_00018_19110_7933.N1	26-OCT-2005 03:26:58	Bright	33.500	49	1Alp UMi	1.9900	6300.0	67	19110	No
32	GOM_NL__2PRFIN20051026_033031_000000332042_00018_19110_7934.N1	26-OCT-2005 03:30:31	Bright	33.000	60	7Bet UMi	2.0810	3950.0	66	19110	No
33	GOM_NL__2PRFIN20051026_033630_000000362042_00018_19110_7935.N1	26-OCT-2005 03:36:30	Bright	36.000	32	77Eps UMa	1.7630	11000.	72	19110	No
34	GOM_NL__2PRFIN20051026_034120_000000332042_00018_19110_7936.N1	26-OCT-2005 03:41:20	Bright	33.000	152	12Alp2CVn	2.8900	11000.	66	19110	No
35	GOM_NL__2PRFIN20051026_034727_000000272042_00018_19110_7937.N1	26-OCT-2005 03:47:27	Bright	27.000	96	68Del Leo	2.5600	9300.0	54	19110	No
36	GOM_NL__2PRFIN20051026_034840_000000342042_00018_19110_7938.N1	26-OCT-2005 03:48:40	Bright	33.500	62	94Bet Leo	2.1360	9700.0	67	19110	No
37	GOM_NL__2PRFIN20051026_040706_000000402042_00018_19110_7939.N1	26-OCT-2005 04:07:06	Dark	39.500	113	Mu Vel	2.6920	5000.0	79	19110	No
38	GOM_NL__2PRFIN20051026_041037_000000392042_00019_19111_7925.N1	26-OCT-2005 04:10:37	Dark	38.500	91	Kap Vel	2.4900	26000.	77	19111	No
39	GOM_NL__2PRFIN20051026_042432_000000372042_00019_19111_7926.N1	26-OCT-2005 04:24:32	Dark	36.500	143	Alp Hyi	2.8570	7200.0	73	19111	No
40	GOM_NL__2PRFIN20051026_042557_000000492042_00019_19111_7927.N1	26-OCT-2005 04:25:57	Dark	48.500	9	Alp Eri	0.45300	24000.	97	19111	No
41	GOM_NL__2PRFIN20051026_043720_000000402042_00019_19111_7928.N1	26-OCT-2005 04:37:20	Straylight	39.500	52	16Bet Cet	2.0370	4500.0	79	19111	No
42	GOM_NL__2PRFIN20051026_044648_000000342042_00019_19111_7929.N1	26-OCT-2005 04:46:48	Bright	33.500	140	88Gam Peg	2.8340	26000.	67	19111	No

43	GOM_NL__2PRFIN20051026_045041_000000352042_00019_19111_7930.N1	26-OCT-2005 04:50:41	Bright	35.000	58	21Alp And	2.0730	11000.	70	19111	No
44	GOM_NL__2PRFIN20051026_045818_000000372042_00019_19111_7931.N1	26-OCT-2005 04:58:18	Bright	37.000	68	18Alp Cas	2.2250	4500.0	74	19111	No
45	GOM_NL__2PRFIN20051026_045934_000000372042_00019_19111_7932.N1	26-OCT-2005 04:59:34	Bright	36.500	76	27Gam Cas	2.3000	30000.	73	19111	No
46	GOM_NL__2PRFIN20051026_050734_000000352042_00019_19111_7933.N1	26-OCT-2005 05:07:34	Bright	35.000	49	1Alp UMi	1.9900	6300.0	70	19111	No
47	GOM_NL__2PRFIN20051026_051108_000000332042_00019_19111_7934.N1	26-OCT-2005 05:11:08	Bright	33.000	60	7Bet UMi	2.0810	3950.0	66	19111	No
48	GOM_NL__2PRFIN20051026_051706_000000362042_00019_19111_7935.N1	26-OCT-2005 05:17:06	Bright	35.500	32	77Eps UMa	1.7630	11000.	71	19111	No
49	GOM_NL__2PRFIN20051026_052803_000000272042_00019_19111_7936.N1	26-OCT-2005 05:28:03	Bright	27.000	96	68Del Leo	2.5600	9300.0	54	19111	No
50	GOM_NL__2PRFIN20051026_052916_000000342042_00019_19111_7937.N1	26-OCT-2005 05:29:16	Bright	33.500	62	94Bet Leo	2.1360	9700.0	67	19111	No
51	GOM_NL__2PRFIN20051026_054743_000000402042_00019_19111_7938.N1	26-OCT-2005 05:47:43	Dark	39.500	113	Mu Vel	2.6920	5000.0	79	19111	No
52	GOM_NL__2PRFIN20051026_055113_000000392042_00020_19112_7926.N1	26-OCT-2005 05:51:13	Dark	39.000	91	Kap Vel	2.4900	26000.	78	19112	No
53	GOM_NL__2PRFIN20051026_060508_000000372042_00020_19112_7927.N1	26-OCT-2005 06:05:08	Dark	36.500	143	Alp Hyi	2.8570	7200.0	73	19112	No
54	GOM_NL__2PRFIN20051026_060633_000000462042_00020_19112_7928.N1	26-OCT-2005 06:06:33	Dark	46.000	9	Alp Eri	0.45300	24000.	92	19112	No
55	GOM_NL__2PRFIN20051026_061756_000000442042_00020_19112_7929.N1	26-OCT-2005 06:17:56	Straylight	43.500	52	16Bet Cet	2.0370	4500.0	87	19112	No
56	GOM_NL__2PRFIN20051026_062725_000000362042_00020_19112_7930.N1	26-OCT-2005 06:27:25	Bright	36.000	140	88Gam Peg	2.8340	26000.	72	19112	No
57	GOM_NL__2PRFIN20051026_063117_000000372042_00020_19112_7931.N1	26-OCT-2005 06:31:17	Bright	36.500	58	21Alp And	2.0730	11000.	73	19112	No
58	GOM_NL__2PRFIN20051026_063854_000000372042_00020_19112_7932.N1	26-OCT-2005 06:38:54	Bright	37.000	68	18Alp Cas	2.2250	4500.0	74	19112	No
59	GOM_NL__2PRFIN20051026_064010_000000362042_00020_19112_7933.N1	26-OCT-2005 06:40:10	Bright	36.000	76	27Gam Cas	2.3000	30000.	72	19112	No
60	GOM_NL__2PRFIN20051026_064810_000000362042_00020_19112_7934.N1	26-OCT-2005 06:48:10	Bright	35.500	49	1Alp UMi	1.9900	6300.0	71	19112	No
61	GOM_NL__2PRFIN20051026_065144_000000372042_00020_19112_7935.N1	26-OCT-2005 06:51:44	Bright	36.500	60	7Bet UMi	2.0810	3950.0	73	19112	No
62	GOM_NL__2PRFIN20051026_065742_000000382042_00020_19112_7936.N1	26-OCT-2005 06:57:42	Bright	38.000	32	77Eps UMa	1.7630	11000.	76	19112	No
63	GOM_NL__2PRFIN20051026_070232_000000332042_00020_19112_7937.N1	26-OCT-2005 07:02:32	Bright	33.000	152	12Alp2CVn	2.8900	11000.	66	19112	No
64	GOM_NL__2PRFIN20051026_070839_00000022042_00020_19112_7938.N1	26-OCT-2005 07:08:39	Straylight	2.0000	96	68Del Leo	2.5600	9300.0	4	19112	No
65	GOM_NL__2PRFIN20051026_070953_000000342042_00020_19112_7939.N1	26-OCT-2005 07:09:53	Bright	33.500	62	94Bet Leo	2.1360	9700.0	67	19112	No
66	GOM_NL__2PRFIN20051026_072819_000000382042_00020_19112_7940.N1	26-OCT-2005 07:28:19	Dark	38.000	113	Mu Vel	2.6920	5000.0	76	19112	No
67	GOM_NL__2PRFIN20051026_073150_000000392042_00021_19113_7927.N1	26-OCT-2005 07:31:50	Dark	39.000	91	Kap Vel	2.4900	26000.	78	19113	No
68	GOM_NL__2PRFIN20051026_074545_000000362042_00021_19113_7928.N1	26-OCT-2005 07:45:45	Dark	36.000	143	Alp Hyi	2.8570	7200.0	72	19113	No
69	GOM_NL__2PRFIN20051026_074709_000000412042_00021_19113_7929.N1	26-OCT-2005 07:47:09	Dark	41.000	9	Alp Eri	0.45300	24000.	82	19113	No
70	GOM_NL__2PRFIN20051026_075832_000000452042_00021_19113_7930.N1	26-OCT-2005 07:58:32	Straylight	45.000	52	16Bet Cet	2.0370	4500.0	90	19113	No
71	GOM_NL__2PRFIN20051026_080801_000000352042_00021_19113_7931.N1	26-OCT-2005 08:08:01	Bright	34.500	140	88Gam Peg	2.8340	26000.	69	19113	No
72	GOM_NL__2PRFIN20051026_081153_000000362042_00021_19113_7932.N1	26-OCT-2005 08:11:53	Bright	35.500	58	21Alp And	2.0730	11000.	71	19113	No
73	GOM_NL__2PRFIN20051026_081930_000000382042_00021_19113_7933.N1	26-OCT-2005 08:19:30	Bright	38.000	68	18Alp Cas	2.2250	4500.0	76	19113	No
74	GOM_NL__2PRFIN20051026_082046_000000352042_00021_19113_7934.N1	26-OCT-2005 08:20:46	Bright	35.000	76	27Gam Cas	2.3000	30000.	70	19113	No
75	GOM_NL__2PRFIN20051026_082846_000000342042_00021_19113_7935.N1	26-OCT-2005 08:28:46	Bright	33.500	49	1Alp UMi	1.9900	6300.0	67	19113	No
76	GOM_NL__2PRFIN20051026_083220_000000352042_00021_19113_7936.N1	26-OCT-2005 08:32:20	Bright	35.000	60	7Bet UMi	2.0810	3950.0	70	19113	No
77	GOM_NL__2PRFIN20051026_083818_000000372042_00021_19113_7937.N1	26-OCT-2005 08:38:18	Bright	36.500	32	77Eps UMa	1.7630	11000.	73	19113	No
78	GOM_NL__2PRFIN20051026_084308_000000322042_00021_19113_7938.N1	26-OCT-2005 08:43:08	Bright	32.000	152	12Alp2CVn	2.8900	11000.	64	19113	No
79	GOM_NL__2PRFIN20051026_084915_00000022042_00021_19113_7939.N1	26-OCT-2005 08:49:15	Straylight	2.0000	96	68Del Leo	2.5600	9300.0	4	19113	No
80	GOM_NL__2PRFIN20051026_085029_000000342042_00021_19113_7940.N1	26-OCT-2005 08:50:29	Bright	33.500	62	94Bet Leo	2.1360	9700.0	67	19113	No
81	GOM_NL__2PRFIN20051026_090855_000000382042_00021_19113_7941.N1	26-OCT-2005 09:08:55	Dark	38.000	113	Mu Vel	2.6920	5000.0	76	19113	No
82	GOM_NL__2PRFIN20051026_091226_000000392042_00022_19114_7927.N1	26-OCT-2005 09:12:26	Dark	38.500	91	Kap Vel	2.4900	26000.	77	19114	No
83	GOM_NL__2PRFIN20051026_092621_000000372042_00022_19114_7928.N1	26-OCT-2005 09:26:21	Dark	37.000	143	Alp Hyi	2.8570	7200.0	74	19114	No
84	GOM_NL__2PRFIN20051026_092745_000000382042_00022_19114_7929.N1	26-OCT-2005 09:27:45	Dark	37.500	9	Alp Eri	0.45300	24000.	75	19114	No
85	GOM_NL__2PRFIN20051026_093908_000000442042_00022_19114_7930.N1	26-OCT-2005 09:39:08	Straylight	43.500	52	16Bet Cet	2.0370	4500.0	87	19114	No
86	GOM_NL__2PRFIN20051026_094837_000000362042_00022_19114_7931.N1	26-OCT-2005 09:48:37	Bright	35.500	140	88Gam Peg	2.8340	26000.	71	19114	No
87	GOM_NL__2PRFIN20051026_095229_000000362042_00022_19114_7932.N1	26-OCT-2005 09:52:29	Bright	36.000	58	21Alp And	2.0730	11000.	72	19114	No
88	GOM_NL__2PRFIN20051026_100006_000000372042_00022_19114_7933.N1	26-OCT-2005 10:00:06	Bright	37.000	68	18Alp Cas	2.2250	4500.0	74	19114	No
89	GOM_NL__2PRFIN20051026_100121_000000352042_00022_19114_7934.N1	26-OCT-2005 10:01:21	Bright	34.500	76	27Gam Cas	2.3000	30000.	69	19114	No
90	GOM_NL__2PRFIN20051026_100921_000000372042_00022_19114_7935.N1	26-OCT-2005 10:09:21	Bright	36.500	49	1Alp UMi	1.9900	6300.0	73	19114	No
91	GOM_NL__2PRFIN20051026_101256_000000372042_00022_19114_7936.N1	26-OCT-2005 10:12:56	Bright	36.500	60	7Bet UMi	2.0810	3950.0	73	19114	No
92	GOM_NL__2PRFIN20051026_101854_000000522042_00022_19114_7937.N1	26-OCT-2005 10:18:54	Bright	52.000	32	77Eps UMa	1.7630	11000.	104	19114	No
93	GOM_NL__2PRFIN20051026_102344_000000332042_00022_19114_7938.N1	26-OCT-2005 10:23:44	Bright	32.500	152	12Alp2CVn	2.8900	11000.	65	19114	No
94	GOM_NL__2PRFIN20051026_103105_000000342042_00022_19114_7939.N1	26-OCT-2005 10:31:05	Bright	33.500	62	94Bet Leo	2.1360	9700.0	67	19114	No
95	GOM_NL__2PRFIN20051026_104931_000000412042_00022_19114_7940.N1	26-OCT-2005 10:49:31	Dark	41.000	113	Mu Vel	2.6920	5000.0	82	19114	No
96	GOM_NL__2PRFIN20051026_105303_000000382042_00023_19115_7927.N1	26-OCT-2005 10:53:03	Dark	38.000	91	Kap Vel	2.4900	26000.	76	19115	No
97	GOM_NL__2PRFIN20051026_110657_000000392042_00023_19115_7928.N1	26-OCT-2005 11:06:57	Dark	38.500	143	Alp Hyi	2.8570	7200.0	77	19115	No
98	GOM_NL__2PRFIN20051026_110821_000000432042_00023_19115_7929.N1	26-OCT-2005 11:08:21	Dark	43.000	9	Alp Eri	0.45300	24000.	86	19115	No
99	GOM_NL__2PRFIN20051026_111944_000000422042_00023_19115_7930.N1	26-OCT-2005 11:19:44	Straylight	41.500	52	16Bet Cet	2.0370	4500.0	83	19115	No
100	GOM_NL__2PRFIN20051026_112913_000000352042_00023_19115_7931.N1	26-OCT-2005 11:29:13	Bright	35.000	140	88Gam Peg	2.8340	26000.	70	19115	No
101	GOM_NL__2PRFIN20051026_113305_000000352042_00023_19115_7932.N1	26-OCT-2005 11:33:05	Bright	35.000	58	21Alp And	2.0730	11000.	70	19115	No

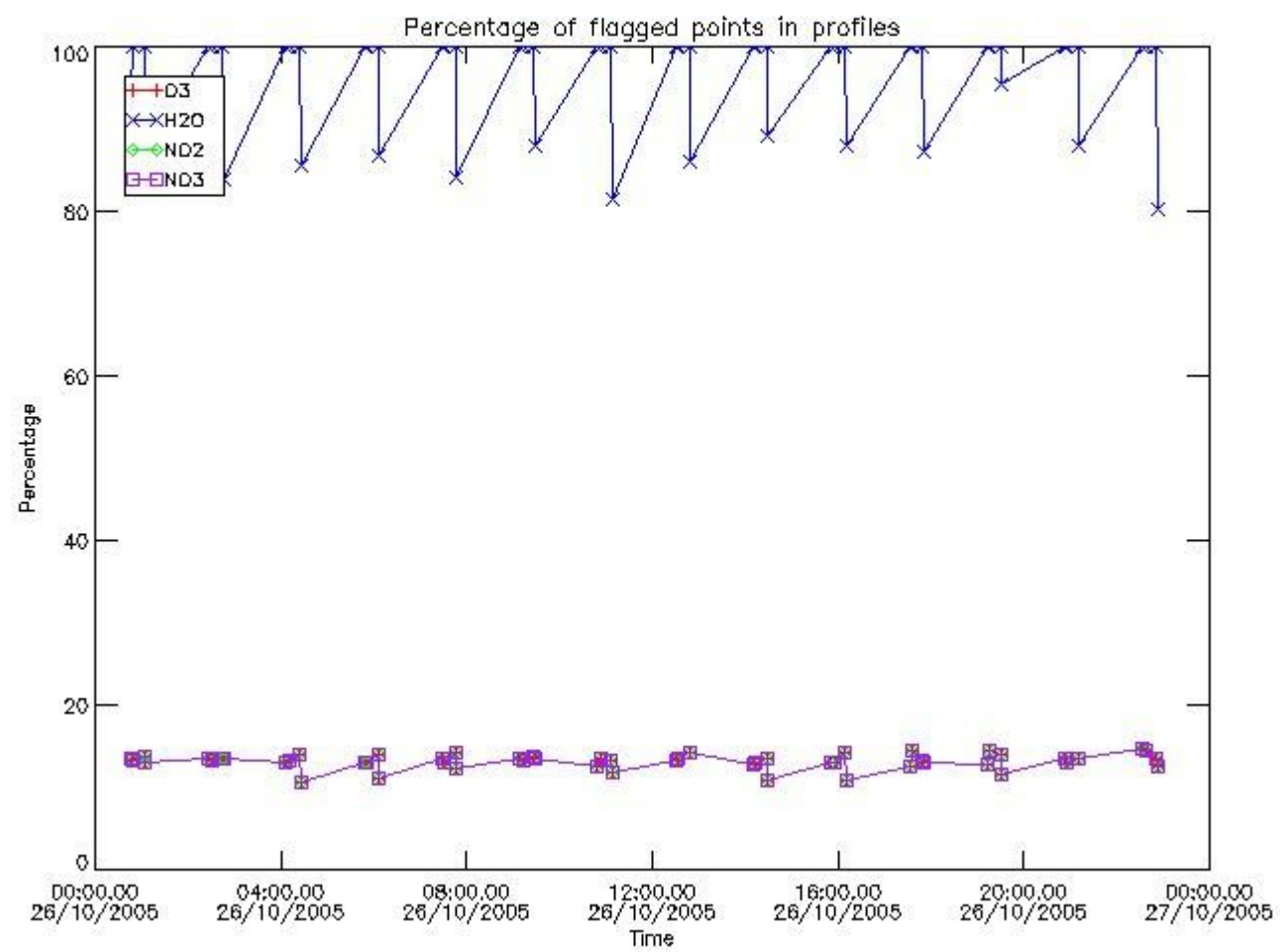
102	GOM_NL__2PRFIN20051026_114042_000000342042_00023_19115_7933.N1	26-OCT-2005 11:40:42	Bright	34.000	68	18Alp Cas	2.2250	4500.0	68	19115	No
103	GOM_NL__2PRFIN20051026_114157_000000352042_00023_19115_7934.N1	26-OCT-2005 11:41:57	Bright	34.500	76	27Gam Cas	2.3000	30000.	69	19115	No
104	GOM_NL__2PRFIN20051026_114957_000000372042_00023_19115_7935.N1	26-OCT-2005 11:49:57	Bright	36.500	49	1Alp UMi	1.9900	6300.0	73	19115	No
105	GOM_NL__2PRFIN20051026_115332_000000372042_00023_19115_7936.N1	26-OCT-2005 11:53:32	Bright	36.500	60	7Bet UMi	2.0810	3950.0	73	19115	No
106	GOM_NL__2PRFIN20051026_115930_000000342042_00023_19115_7937.N1	26-OCT-2005 11:59:30	Bright	33.500	32	77Eps UMa	1.7630	11000.	67	19115	No
107	GOM_NL__2PRFIN20051026_120420_000000342042_00023_19115_7938.N1	26-OCT-2005 12:04:20	Bright	34.000	152	12Alp2CVn	2.8900	11000.	68	19115	No
108	GOM_NL__2PRFIN20051026_121141_000000332042_00023_19115_7939.N1	26-OCT-2005 12:11:41	Bright	33.000	62	94Bet Leo	2.1360	9700.0	66	19115	No
109	GOM_NL__2PRFIN20051026_123008_000000392042_00023_19115_7940.N1	26-OCT-2005 12:30:08	Dark	38.500	113	Mu Vel	2.6920	5000.0	77	19115	No
110	GOM_NL__2PRFIN20051026_123339_000000382042_00024_19116_7927.N1	26-OCT-2005 12:33:39	Dark	38.000	91	Kap Vel	2.4900	26000.	76	19116	No
111	GOM_NL__2PRFIN20051026_124733_000000362042_00024_19116_7928.N1	26-OCT-2005 12:47:33	Dark	36.000	143	Alp Hyi	2.8570	7200.0	72	19116	No
112	GOM_NL__2PRFIN20051026_124857_000000362042_00024_19116_7929.N1	26-OCT-2005 12:48:57	Dark	35.500	9	Alp Eri	0.45300	24000.	71	19116	No
113	GOM_NL__2PRFIN20051026_130020_000000442042_00024_19116_7930.N1	26-OCT-2005 13:00:20	Straylight	43.500	52	16Bet Cet	2.0370	4500.0	87	19116	No
114	GOM_NL__2PRFIN20051026_130949_000000352042_00024_19116_7931.N1	26-OCT-2005 13:09:49	Bright	34.500	140	88Gam Peg	2.8340	26000.	69	19116	No
115	GOM_NL__2PRFIN20051026_131341_000000362042_00024_19116_7932.N1	26-OCT-2005 13:13:41	Bright	36.000	58	21Alp And	2.0730	11000.	72	19116	No
116	GOM_NL__2PRFIN20051026_132118_000000372042_00024_19116_7933.N1	26-OCT-2005 13:21:18	Bright	36.500	68	18Alp Cas	2.2250	4500.0	73	19116	No
117	GOM_NL__2PRFIN20051026_132233_000000362042_00024_19116_7934.N1	26-OCT-2005 13:22:33	Bright	36.000	76	27Gam Cas	2.3000	30000.	72	19116	No
118	GOM_NL__2PRFIN20051026_133033_000000332042_00024_19116_7935.N1	26-OCT-2005 13:30:33	Bright	33.000	49	1Alp UMi	1.9900	6300.0	66	19116	No
119	GOM_NL__2PRFIN20051026_133408_000000352042_00024_19116_7936.N1	26-OCT-2005 13:34:08	Bright	35.000	60	7Bet UMi	2.0810	3950.0	70	19116	No
120	GOM_NL__2PRFIN20051026_134006_000000522042_00024_19116_7937.N1	26-OCT-2005 13:40:06	Bright	52.000	32	77Eps UMa	1.7630	11000.	104	19116	No
121	GOM_NL__2PRFIN20051026_134457_000000362042_00024_19116_7938.N1	26-OCT-2005 13:44:57	Bright	35.500	152	12Alp2CVn	2.8900	11000.	71	19116	No
122	GOM_NL__2PRFIN20051026_135217_000000342042_00024_19116_7939.N1	26-OCT-2005 13:52:17	Bright	33.500	62	94Bet Leo	2.1360	9700.0	67	19116	No
123	GOM_NL__2PRFIN20051026_141044_000000402042_00024_19116_7940.N1	26-OCT-2005 14:10:44	Dark	40.000	113	Mu Vel	2.6920	5000.0	80	19116	No
124	GOM_NL__2PRFIN20051026_141415_000000402042_00025_19117_7927.N1	26-OCT-2005 14:14:15	Dark	39.500	91	Kap Vel	2.4900	26000.	79	19117	No
125	GOM_NL__2PRFIN20051026_142809_000000382042_00025_19117_7928.N1	26-OCT-2005 14:28:09	Dark	37.500	143	Alp Hyi	2.8570	7200.0	75	19117	No
126	GOM_NL__2PRFIN20051026_142933_000000472042_00025_19117_7929.N1	26-OCT-2005 14:29:33	Dark	46.500	9	Alp Eri	0.45300	24000.	93	19117	No
127	GOM_NL__2PRFIN20051026_144056_000000442042_00025_19117_7930.N1	26-OCT-2005 14:40:56	Straylight	43.500	52	16Bet Cet	2.0370	4500.0	87	19117	No
128	GOM_NL__2PRFIN20051026_145025_000000352042_00025_19117_7931.N1	26-OCT-2005 14:50:25	Bright	35.000	140	88Gam Peg	2.8340	26000.	70	19117	No
129	GOM_NL__2PRFIN20051026_145418_000000362042_00025_19117_7932.N1	26-OCT-2005 14:54:18	Bright	35.500	58	21Alp And	2.0730	11000.	71	19117	No
130	GOM_NL__2PRFIN20051026_150154_000000372042_00025_19117_7933.N1	26-OCT-2005 15:01:54	Bright	36.500	68	18Alp Cas	2.2250	4500.0	73	19117	No
131	GOM_NL__2PRFIN20051026_150309_000000362042_00025_19117_7934.N1	26-OCT-2005 15:03:09	Bright	36.000	76	27Gam Cas	2.3000	30000.	72	19117	No
132	GOM_NL__2PRFIN20051026_151109_000000362042_00025_19117_7935.N1	26-OCT-2005 15:11:09	Bright	36.000	49	1Alp UMi	1.9900	6300.0	72	19117	No
133	GOM_NL__2PRFIN20051026_151444_000000362042_00025_19117_7936.N1	26-OCT-2005 15:14:44	Bright	36.000	60	7Bet UMi	2.0810	3950.0	72	19117	No
134	GOM_NL__2PRFIN20051026_152042_000000372042_00025_19117_7937.N1	26-OCT-2005 15:20:42	Bright	36.500	32	77Eps UMa	1.7630	11000.	73	19117	No
135	GOM_NL__2PRFIN20051026_152533_000000342042_00025_19117_7938.N1	26-OCT-2005 15:25:33	Bright	34.000	152	12Alp2CVn	2.8900	11000.	68	19117	No
136	GOM_NL__2PRFIN20051026_153253_000000342042_00025_19117_7939.N1	26-OCT-2005 15:32:53	Bright	33.500	62	94Bet Leo	2.1360	9700.0	67	19117	No
137	GOM_NL__2PRFIN20051026_155120_000000432042_00025_19117_7940.N1	26-OCT-2005 15:51:20	Dark	43.000	113	Mu Vel	2.6920	5000.0	86	19117	No
138	GOM_NL__2PRFIN20051026_155452_000000402042_00026_19118_7927.N1	26-OCT-2005 15:54:52	Dark	39.500	91	Kap Vel	2.4900	26000.	79	19118	No
139	GOM_NL__2PRFIN20051026_160845_000000362042_00026_19118_7928.N1	26-OCT-2005 16:08:45	Dark	36.000	143	Alp Hyi	2.8570	7200.0	72	19118	No
140	GOM_NL__2PRFIN20051026_161010_000000462042_00026_19118_7929.N1	26-OCT-2005 16:10:10	Dark	46.000	9	Alp Eri	0.45300	24000.	92	19118	No
141	GOM_NL__2PRFIN20051026_162132_000000442042_00026_19118_7930.N1	26-OCT-2005 16:21:32	Straylight	43.500	52	16Bet Cet	2.0370	4500.0	87	19118	No
142	GOM_NL__2PRFIN20051026_163101_000000352042_00026_19118_7931.N1	26-OCT-2005 16:31:01	Bright	34.500	140	88Gam Peg	2.8340	26000.	69	19118	No
143	GOM_NL__2PRFIN20051026_163454_000000352042_00026_19118_7932.N1	26-OCT-2005 16:34:54	Bright	35.000	58	21Alp And	2.0730	11000.	70	19118	No
144	GOM_NL__2PRFIN20051026_164230_000000382042_00026_19118_7933.N1	26-OCT-2005 16:42:30	Bright	38.000	68	18Alp Cas	2.2250	4500.0	76	19118	No
145	GOM_NL__2PRFIN20051026_164345_000000362042_00026_19118_7934.N1	26-OCT-2005 16:43:45	Bright	35.500	76	27Gam Cas	2.3000	30000.	71	19118	No
146	GOM_NL__2PRFIN20051026_165145_000000362042_00026_19118_7935.N1	26-OCT-2005 16:51:45	Bright	36.000	49	1Alp UMi	1.9900	6300.0	72	19118	No
147	GOM_NL__2PRFIN20051026_165520_000000382042_00026_19118_7936.N1	26-OCT-2005 16:55:20	Bright	38.000	60	7Bet UMi	2.0810	3950.0	76	19118	No
148	GOM_NL__2PRFIN20051026_170118_000000372042_00026_19118_7937.N1	26-OCT-2005 17:01:18	Bright	37.000	32	77Eps UMa	1.7630	11000.	74	19118	No
149	GOM_NL__2PRFIN20051026_170609_000000512042_00026_19118_7938.N1	26-OCT-2005 17:06:09	Bright	51.000	152	12Alp2CVn	2.8900	11000.	102	19118	No
150	GOM_NL__2PRFIN20051026_171330_000000342042_00026_19118_7939.N1	26-OCT-2005 17:13:30	Bright	33.500	62	94Bet Leo	2.1360	9700.0	67	19118	No
151	GOM_NL__2PRFIN20051026_173157_000000412042_00026_19118_7940.N1	26-OCT-2005 17:31:57	Dark	40.500	113	Mu Vel	2.6920	5000.0	81	19118	No
152	GOM_NL__2PRFIN20051026_173528_000000392042_00027_19119_7927.N1	26-OCT-2005 17:35:28	Dark	39.000	91	Kap Vel	2.4900	26000.	78	19119	No
153	GOM_NL__2PRFIN20051026_174921_000000392042_00027_19119_7928.N1	26-OCT-2005 17:49:21	Dark	38.500	143	Alp Hyi	2.8570	7200.0	77	19119	No
154	GOM_NL__2PRFIN20051026_175046_000000392042_00027_19119_7929.N1	26-OCT-2005 17:50:46	Dark	39.000	9	Alp Eri	0.45300	24000.	78	19119	No
155	GOM_NL__2PRFIN20051026_180208_000000442042_00027_19119_7930.N1	26-OCT-2005 18:02:08	Straylight	43.500	52	16Bet Cet	2.0370	4500.0	87	19119	No
156	GOM_NL__2PRFIN20051026_181137_000000362042_00027_19119_7931.N1	26-OCT-2005 18:11:37	Bright	35.500	140	88Gam Peg	2.8340	26000.	71	19119	No
157	GOM_NL__2PRFIN20051026_181530_000000372042_00027_19119_7932.N1	26-OCT-2005 18:15:30	Bright	36.500	58	21Alp And	2.0730	11000.	73	19119	No
158	GOM_NL__2PRFIN20051026_182305_000000372042_00027_19119_7933.N1	26-OCT-2005 18:23:05	Bright	36.500	68	18Alp Cas	2.2250	4500.0	73	19119	No
159	GOM_NL__2PRFIN20051026_182420_000000372042_00027_19119_7934.N1	26-OCT-2005 18:24:20	Bright	36.500	76	27Gam Cas	2.3000	30000.	73	19119	No
160	GOM_NL__2PRFIN20051026_183221_000000372042_00027_19119_7935.N1	26-OCT-2005 18:32:21	Bright	36.500	49	1Alp UMi	1.9900	6300.0	73	19119	No

161	GOM_NL__2PRFIN20051026_183557_000000372042_00027_19119_7936.N1	26-OCT-2005 18:35:57	Bright	36.500	60	7Bet UMi	2.0810	3950.0	73	19119	No
162	GOM_NL__2PRFIN20051026_184154_000000332042_00027_19119_7937.N1	26-OCT-2005 18:41:54	Bright	33.000	32	77Eps UMa	1.7630	11000.	66	19119	No
163	GOM_NL__2PRFIN20051026_184645_000000332042_00027_19119_7938.N1	26-OCT-2005 18:46:45	Bright	33.000	152	12Alp2CVn	2.8900	11000.	66	19119	No
164	GOM_NL__2PRFIN20051026_185406_000000342042_00027_19119_7939.N1	26-OCT-2005 18:54:06	Bright	34.000	62	94Bet Leo	2.1360	9700.0	68	19119	No
165	GOM_NL__2PRFIN20051026_191233_000000402042_00027_19119_7940.N1	26-OCT-2005 19:12:33	Dark	40.000	113	Mu Vel	2.6920	5000.0	80	19119	No
166	GOM_NL__2PRFIN20051026_191605_000000392042_00028_19120_7947.N1	26-OCT-2005 19:16:05	Dark	39.000	91	Kap Vel	2.4900	26000.	78	19120	No
167	GOM_NL__2PRFIN20051026_192958_000000372042_00028_19120_7948.N1	26-OCT-2005 19:29:58	Dark	36.500	143	Alp Hyi	2.8570	7200.0	73	19120	No
168	GOM_NL__2PRFIN20051026_193122_000000442042_00028_19120_7949.N1	26-OCT-2005 19:31:22	Dark	44.000	9	Alp Eri	0.45300	24000.	88	19120	No
169	GOM_NL__2PRFIN20051026_194244_000000442042_00028_19120_7950.N1	26-OCT-2005 19:42:44	Straylight	43.500	52	16Bet Cet	2.0370	4500.0	87	19120	No
170	GOM_NL__2PRFIN20051026_195213_000000362042_00028_19120_7951.N1	26-OCT-2005 19:52:13	Bright	35.500	140	88Gam Peg	2.8340	26000.	71	19120	No
171	GOM_NL__2PRFIN20051026_195606_000000362042_00028_19120_7952.N1	26-OCT-2005 19:56:06	Bright	35.500	58	21Alp And	2.0730	11000.	71	19120	No
172	GOM_NL__2PRFIN20051026_200341_000000372042_00028_19120_7953.N1	26-OCT-2005 20:03:41	Bright	36.500	68	18Alp Cas	2.2250	4500.0	73	19120	No
173	GOM_NL__2PRFIN20051026_200456_000000372042_00028_19120_7954.N1	26-OCT-2005 20:04:56	Bright	36.500	76	27Gam Cas	2.3000	30000.	73	19120	No
174	GOM_NL__2PRFIN20051026_201257_000000362042_00028_19120_7955.N1	26-OCT-2005 20:12:57	Bright	36.000	49	1Alp UMi	1.9900	6300.0	72	19120	No
175	GOM_NL__2PRFIN20051026_201633_000000372042_00028_19120_7956.N1	26-OCT-2005 20:16:33	Bright	36.500	60	7Bet UMi	2.0810	3950.0	73	19120	No
176	GOM_NL__2PRFIN20051026_202230_000000362042_00028_19120_7957.N1	26-OCT-2005 20:22:30	Bright	35.500	32	77Eps UMa	1.7630	11000.	71	19120	No
177	GOM_NL__2PRFIN20051026_202721_000000342042_00028_19120_7958.N1	26-OCT-2005 20:27:21	Bright	33.500	152	12Alp2CVn	2.8900	11000.	67	19120	No
178	GOM_NL__2PRFIN20051026_203442_000000432042_00028_19120_7959.N1	26-OCT-2005 20:34:42	Bright	43.000	62	94Bet Leo	2.1360	9700.0	86	19120	No
179	GOM_NL__2PRFIN20051026_205309_000000382042_00028_19120_7960.N1	26-OCT-2005 20:53:09	Dark	38.000	113	Mu Vel	2.6920	5000.0	76	19120	No
180	GOM_NL__2PRFIN20051026_205641_000000392042_00029_19121_7947.N1	26-OCT-2005 20:56:41	Dark	39.000	91	Kap Vel	2.4900	26000.	78	19121	No
181	GOM_NL__2PRFIN20051026_211034_000000382042_00029_19121_7948.N1	26-OCT-2005 21:10:34	Dark	38.000	143	Alp Hyi	2.8570	7200.0	76	19121	No
182	GOM_NL__2PRFIN20051026_211158_000000382042_00029_19121_7949.N1	26-OCT-2005 21:11:58	Dark	38.000	9	Alp Eri	0.45300	24000.	76	19121	No
183	GOM_NL__2PRFIN20051026_212321_000000422042_00029_19121_7950.N1	26-OCT-2005 21:23:21	Straylight	42.000	52	16Bet Cet	2.0370	4500.0	84	19121	No
184	GOM_NL__2PRFIN20051026_213249_000000342042_00029_19121_7951.N1	26-OCT-2005 21:32:49	Bright	34.000	140	88Gam Peg	2.8340	26000.	68	19121	No
185	GOM_NL__2PRFIN20051026_213642_000000362042_00029_19121_7952.N1	26-OCT-2005 21:36:42	Bright	35.500	58	21Alp And	2.0730	11000.	71	19121	No
186	GOM_NL__2PRFIN20051026_214417_000000372042_00029_19121_7953.N1	26-OCT-2005 21:44:17	Bright	37.000	68	18Alp Cas	2.2250	4500.0	74	19121	No
187	GOM_NL__2PRFIN20051026_214532_000000352042_00029_19121_7954.N1	26-OCT-2005 21:45:32	Bright	35.000	76	27Gam Cas	2.3000	30000.	70	19121	No
188	GOM_NL__2PRFIN20051026_215333_000000362042_00029_19121_7955.N1	26-OCT-2005 21:53:33	Bright	35.500	49	1Alp UMi	1.9900	6300.0	71	19121	No
189	GOM_NL__2PRFIN20051026_215709_000000332042_00029_19121_7956.N1	26-OCT-2005 21:57:09	Bright	32.500	60	7Bet UMi	2.0810	3950.0	65	19121	No
190	GOM_NL__2PRFIN20051026_220306_000000362042_00029_19121_7957.N1	26-OCT-2005 22:03:06	Bright	36.000	32	77Eps UMa	1.7630	11000.	72	19121	No
191	GOM_NL__2PRFIN20051026_221518_000000392042_00029_19121_7958.N1	26-OCT-2005 22:15:18	Bright	39.000	62	94Bet Leo	2.1360	9700.0	78	19121	No
192	GOM_NL__2PRFIN20051026_223345_000000422042_00029_19121_7959.N1	26-OCT-2005 22:33:45	Dark	41.500	113	Mu Vel	2.6920	5000.0	83	19121	No
193	GOM_NL__2PRFIN20051026_223718_000000392042_00030_19122_7947.N1	26-OCT-2005 22:37:18	Dark	38.500	91	Kap Vel	2.4900	26000.	77	19122	No
194	GOM_NL__2PRFIN20051026_225110_000000382042_00030_19122_7948.N1	26-OCT-2005 22:51:10	Dark	37.500	143	Alp Hyi	2.8570	7200.0	75	19122	No
195	GOM_NL__2PRFIN20051026_225234_000000412042_00030_19122_7949.N1	26-OCT-2005 22:52:34	Dark	41.000	9	Alp Eri	0.45300	24000.	82	19122	No
196	GOM_NL__2PRFIN20051026_230357_000000412042_00030_19122_7950.N1	26-OCT-2005 23:03:57	Straylight	40.500	52	16Bet Cet	2.0370	4500.0	81	19122	No
197	GOM_NL__2PRFIN20051026_231325_000000362042_00030_19122_7951.N1	26-OCT-2005 23:13:25	Bright	36.000	140	88Gam Peg	2.8340	26000.	72	19122	No
198	GOM_NL__2PRFIN20051026_231718_000000362042_00030_19122_7952.N1	26-OCT-2005 23:17:18	Bright	35.500	58	21Alp And	2.0730	11000.	71	19122	No
199	GOM_NL__2PRFIN20051026_232453_000000372042_00030_19122_7953.N1	26-OCT-2005 23:24:53	Bright	37.000	68	18Alp Cas	2.2250	4500.0	74	19122	No
200	GOM_NL__2PRFIN20051026_232608_000000362042_00030_19122_7954.N1	26-OCT-2005 23:26:08	Bright	35.500	76	27Gam Cas	2.3000	30000.	71	19122	No
201	GOM_NL__2PRFIN20051026_233409_000000362042_00030_19122_7955.N1	26-OCT-2005 23:34:09	Bright	36.000	49	1Alp UMi	1.9900	6300.0	72	19122	No
202	GOM_NL__2PRFIN20051026_233745_000000372042_00030_19122_7956.N1	26-OCT-2005 23:37:45	Bright	36.500	60	7Bet UMi	2.0810	3950.0	73	19122	No
203	GOM_NL__2PRFIN20051026_234342_000000362042_00030_19122_7957.N1	26-OCT-2005 23:43:42	Bright	35.500	32	77Eps UMa	1.7630	11000.	71	19122	No
204	GOM_NL__2PRFIN20051026_234833_000000512042_00030_19122_7958.N1	26-OCT-2005 23:48:33	Bright	51.000	152	12Alp2CVn	2.8900	11000.	102	19122	No
205	GOM_NL__2PRFIN20051026_235554_000000322042_00030_19122_7959.N1	26-OCT-2005 23:55:54	Bright	31.500	62	94Bet Leo	2.1360	9700.0	63	19122	No

3. Quality information per product

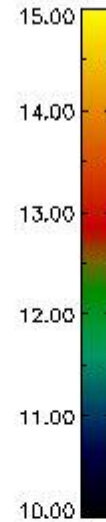
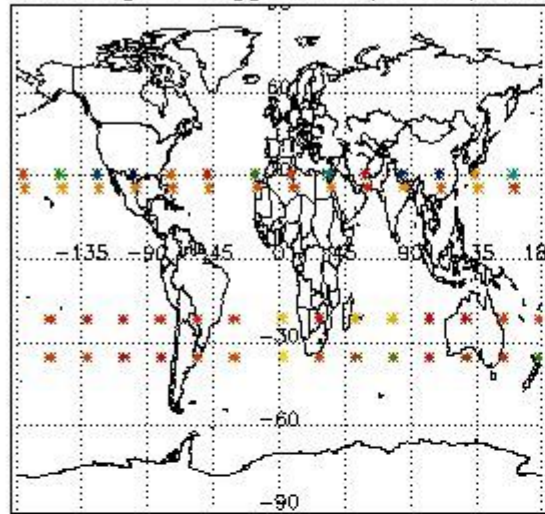
In this section it is plotted some information contained in the Quality Summary data set of the level 2 products. Only products in dark limb conditions and without errors (error flag in the MPH set to "0") are used.

3.1 Plot quality information per product (time dependant)

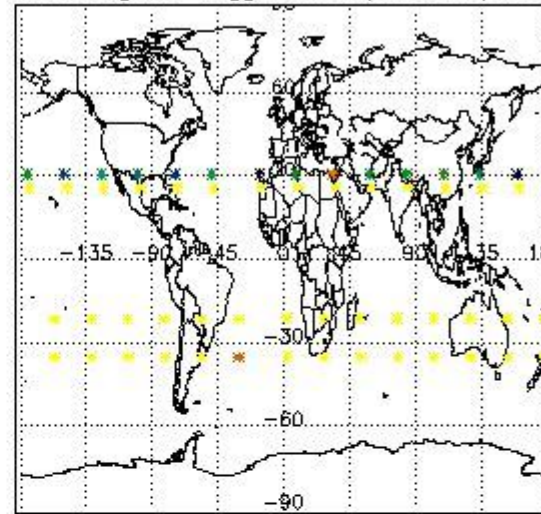


3.2 Plot quality information per product (world map)

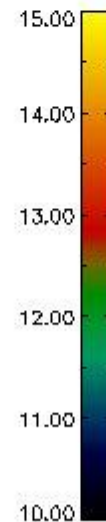
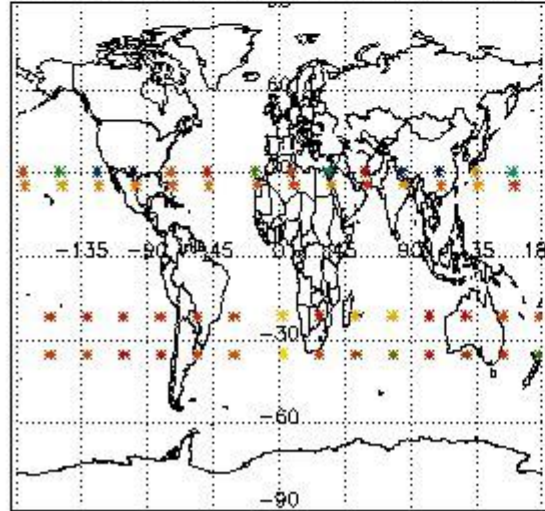
Percentage of flagged data per O3 profile



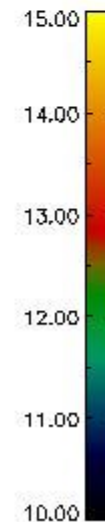
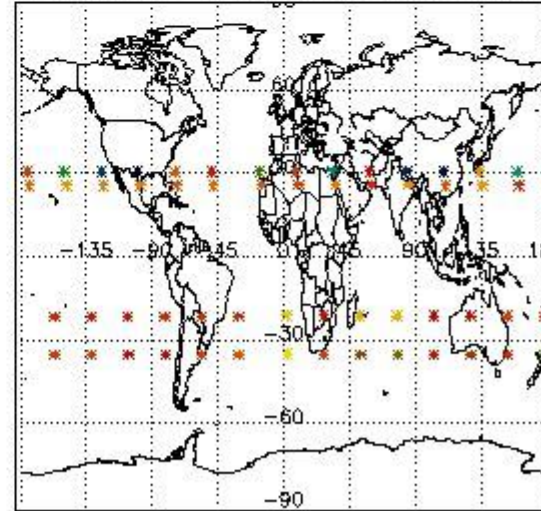
Percentage of flagged data per H2O profile



Percentage of flagged data per NO2 profile



Percentage of flagged data per NO3 profile

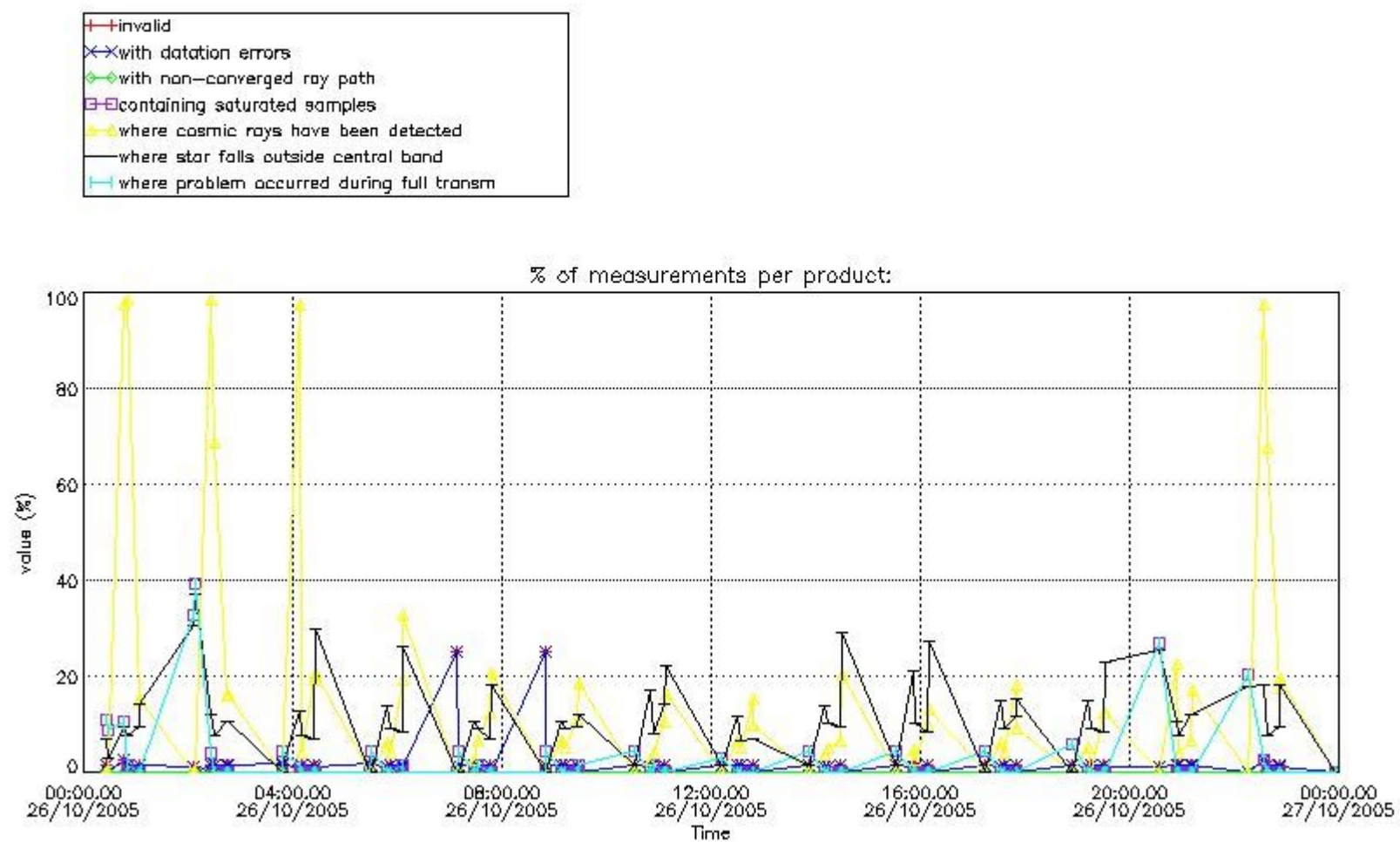


4. Level 1 quality information per product

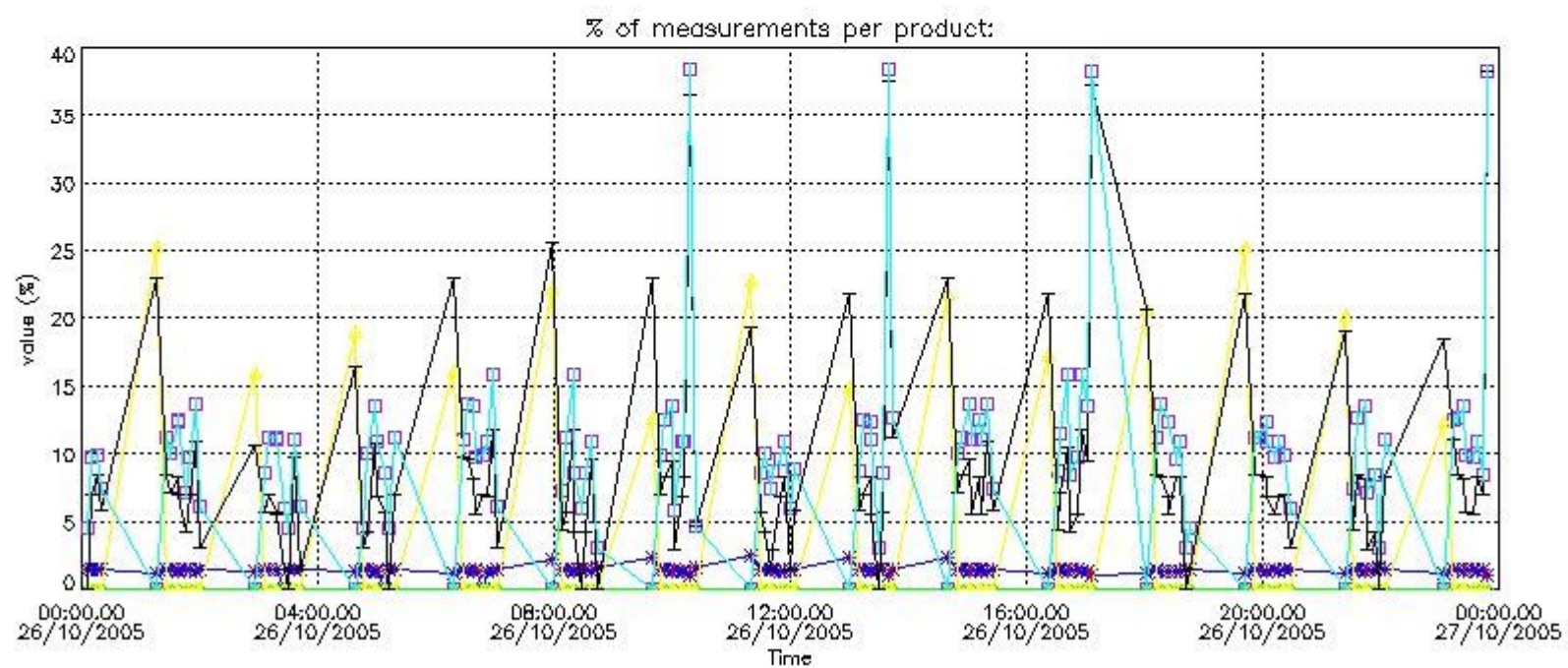
In this section it is plotted some information contained in the Quality Summary data set of the level 2 products that comes from the level 1b processing. Products without errors (error flag in the MPH set to "0") are used.

4.1 Plot quality information per product (time dependant) coming from level 1b processing

4.1.1 Plot level 1 quality information per product (time dependant): ENVISAT ASCENDING passes



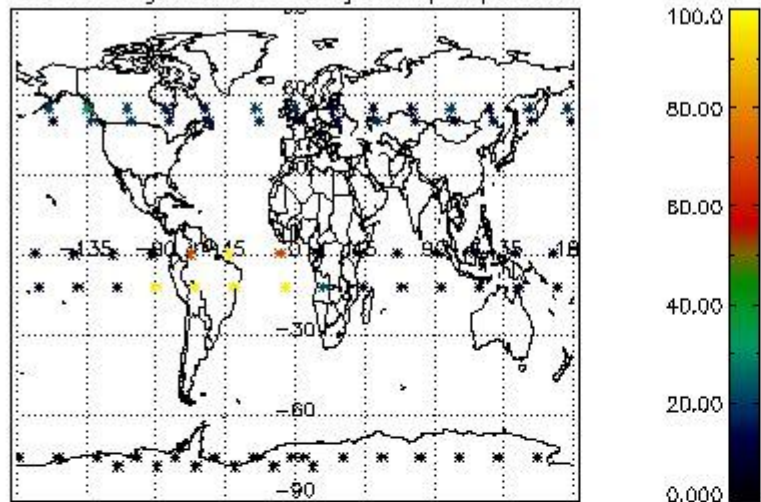
4.1.2 Plot level 1 quality information per product (time dependant): ENVI SAT DESCENDING passes



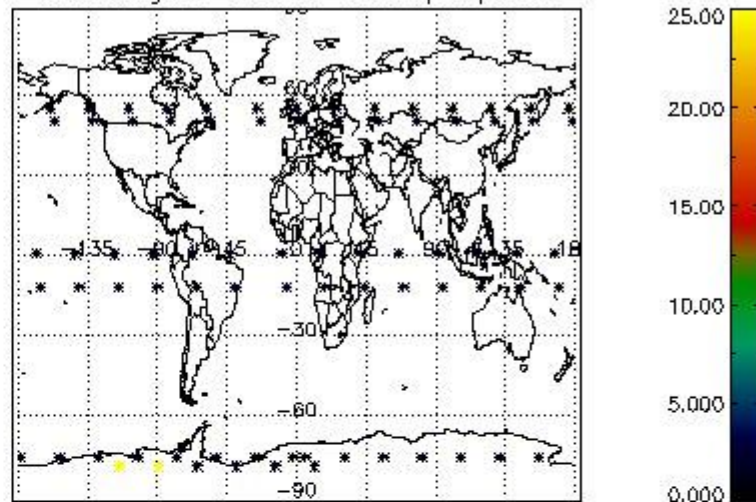
4.2 Plot quality information per product coming from level 1b processing (world map)

4.2.1 Plot level 1 quality information per product (world map): ENVISAT ASCENDING passes

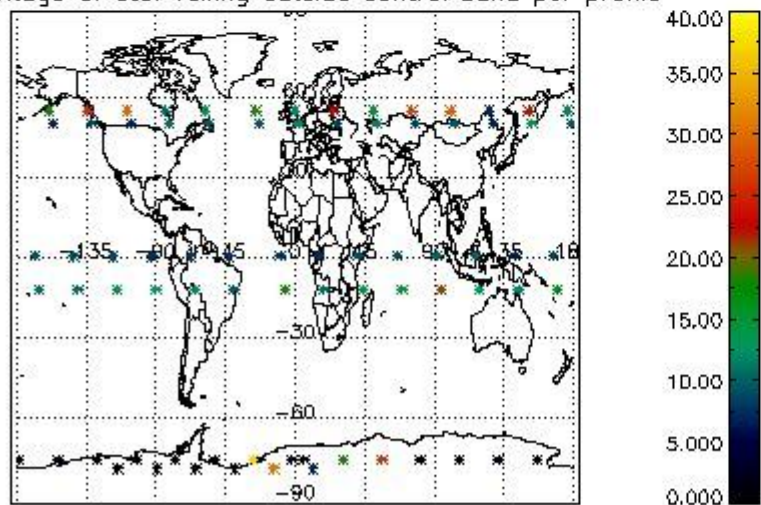
Percentage of cosmic ray hits per profile



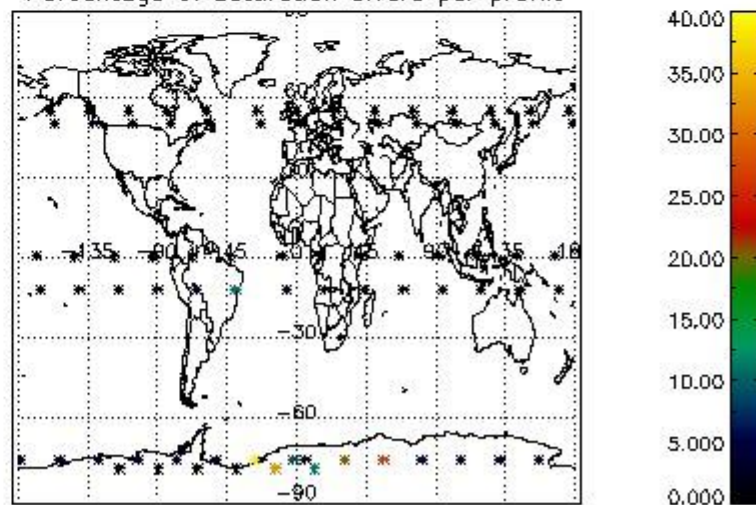
Percentage of datation errors per profile



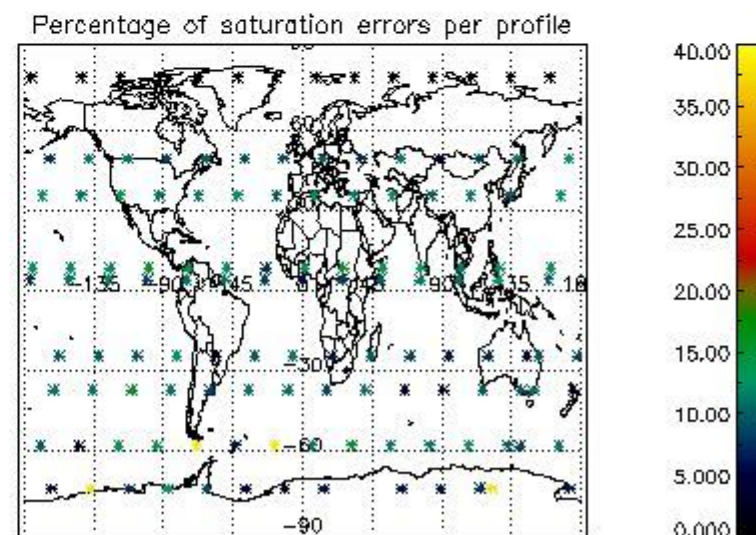
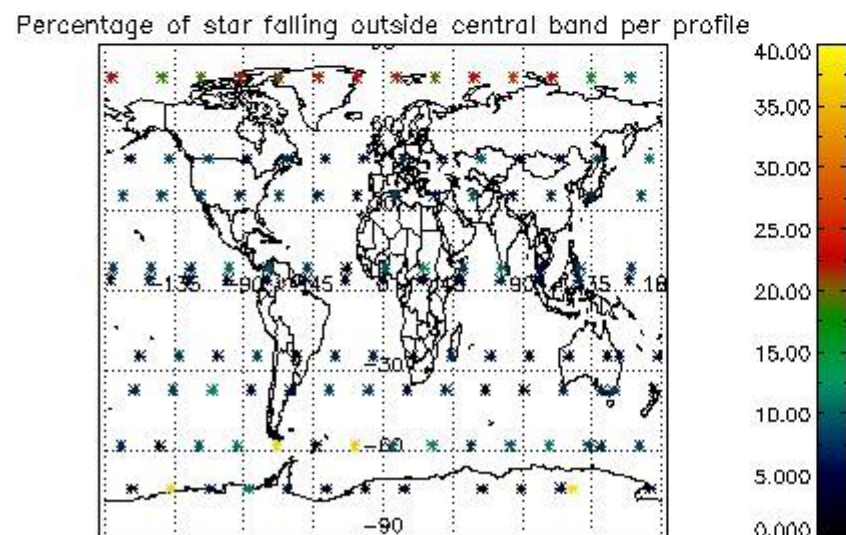
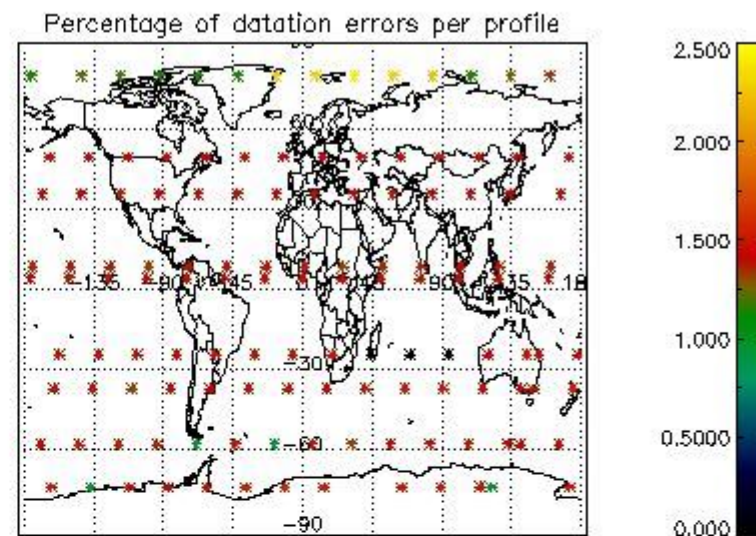
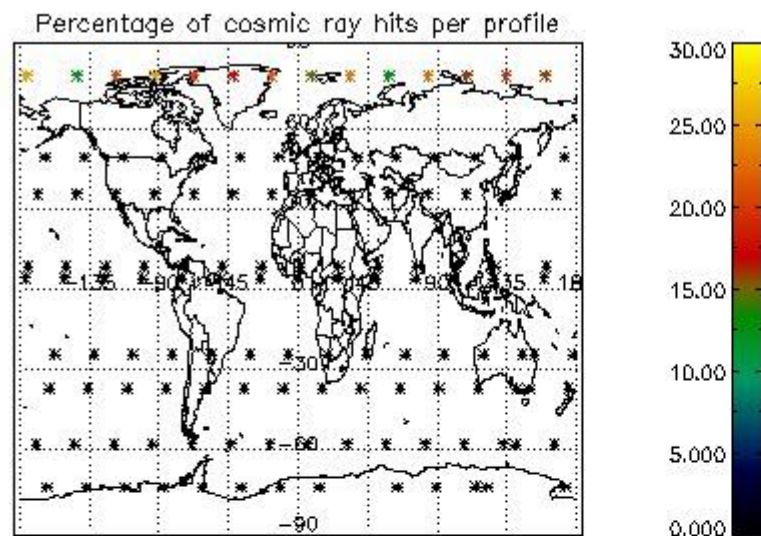
Percentage of star falling outside central band per profile



Percentage of saturation errors per profile



4.2.2 Plot level 1 quality information per product (world map): ENVISAT DESCENDING passes



5. Trace gas profiles

5.1 Ozone statistics based on quality of products

The final quality of the products can be "measured" using the STD (Standard Deviation) attached to every point profile. This information is written to the parameter GOM_NL__2P/NL_LOCAL_SPECIES_DENSITY/o3_std of the level 2 products. The table below shows the statistics for given STD ranges.

The statistics are given with respect to the overall valid production:

- Products without fatal errors: GOM_NL__2P/MPH/PRODUCT_ERR=0
- Valid point profile: GOM_NL__2P/NL_LOCAL_SPECIES_DENSITY/pcd(0)=0

The 'Criteria' is applied to valid points of dark limb products:

- Products in dark limb illumination condition: GOM_NL__2P/NL_SUMMARY_QUALITY/obs_ill_cond=0
- Products without fatal errors: GOM_NL__2P/MPH/PRODUCT_ERR=0
- Valid point profile: GOM_NL__2P/NL_LOCAL_SPECIES_DENSITY/pcd(0)=0

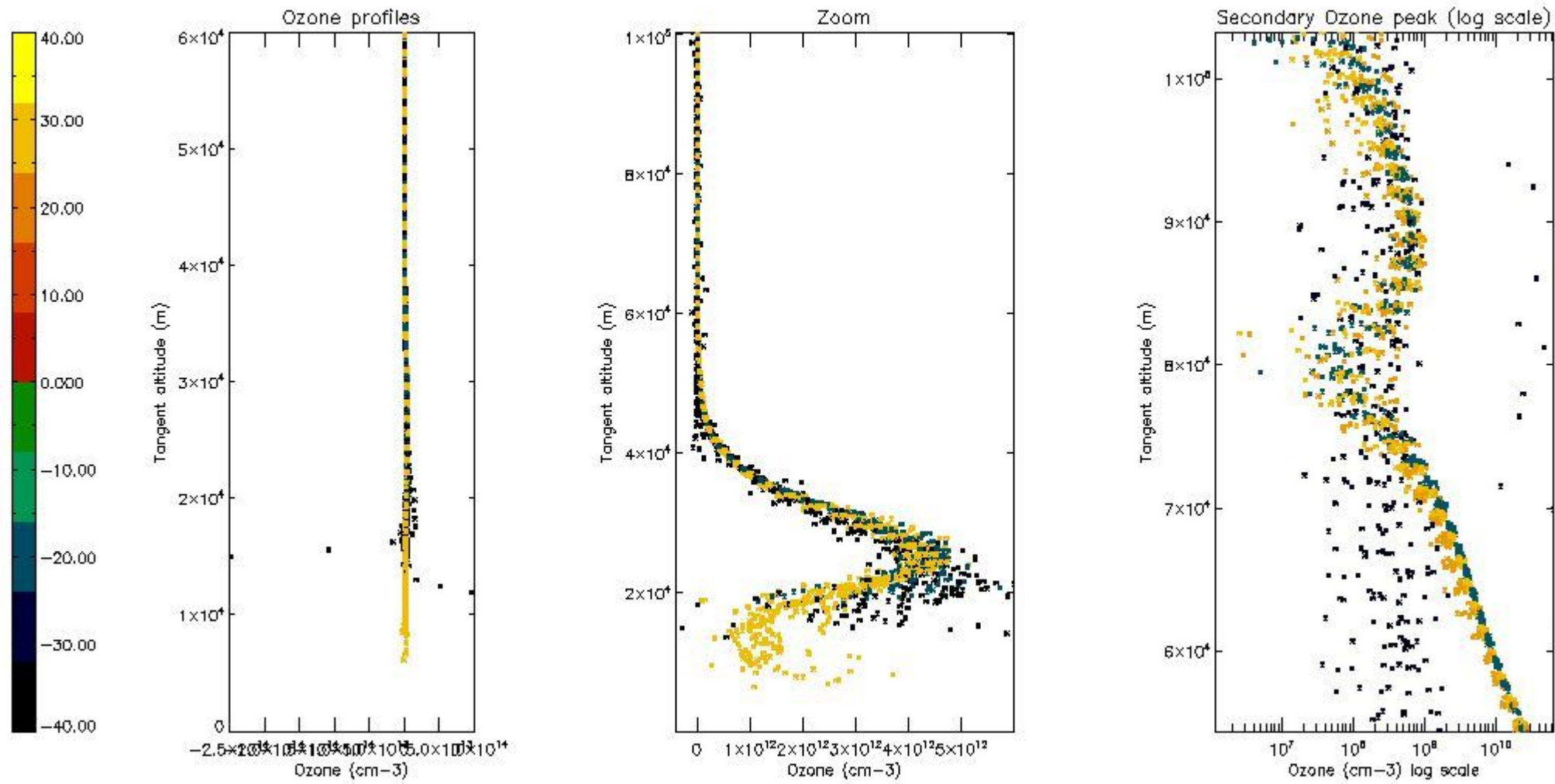
So, the table below shows the percentage of dark limb and valid observations for each criteria with respect to the overall valid daily observations.

Criteria	% of total production
All STD	30
STD < 20	18

STD < 10	14
STD < 5	8

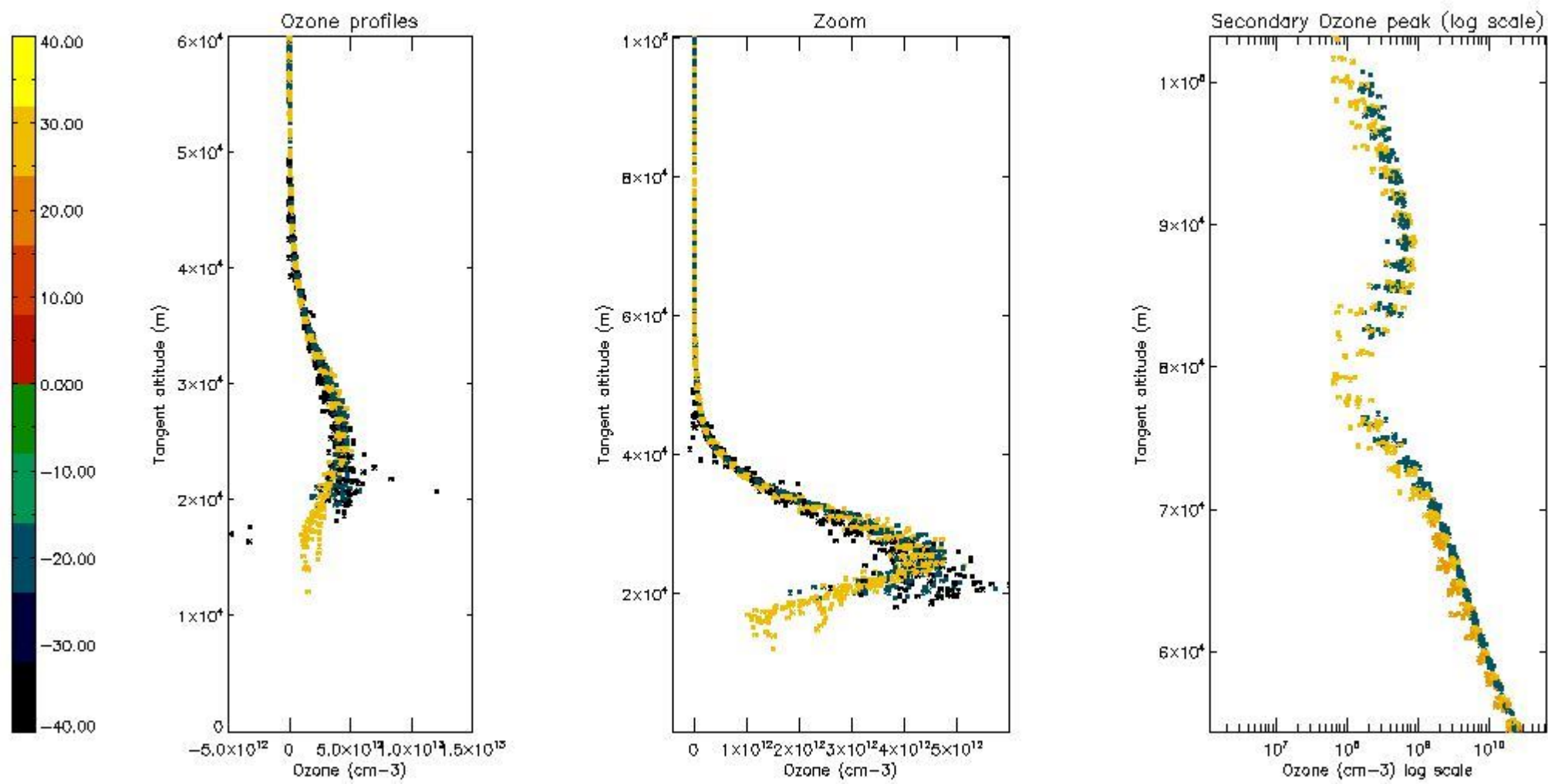
5.2 Plot ozone profiles for all STD (dark without errors)

The colorbar represents the latitude.



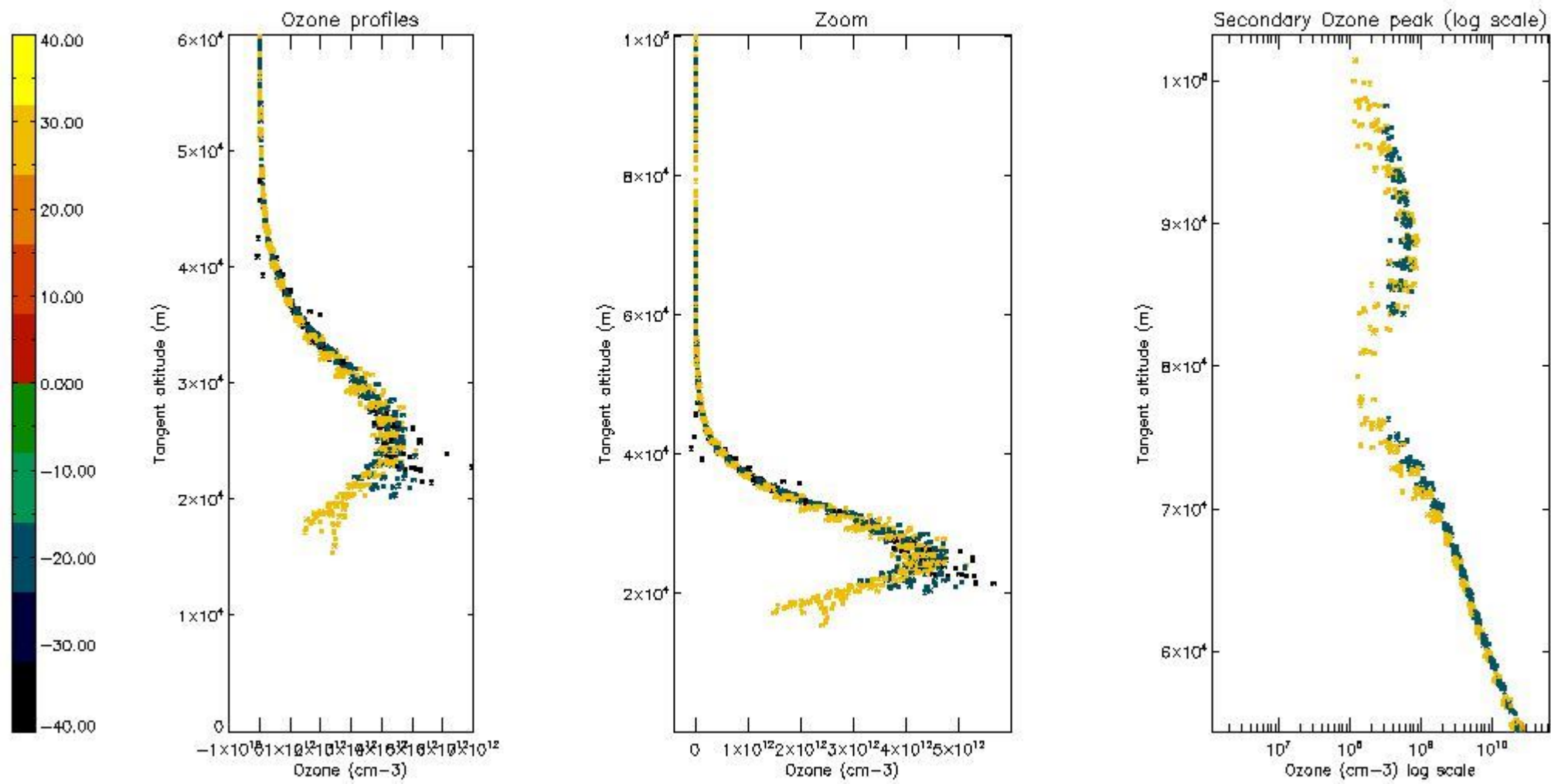
5.3 Plot ozone profiles where STD < 20% (dark without errors)

The colorbar represents the latitude.



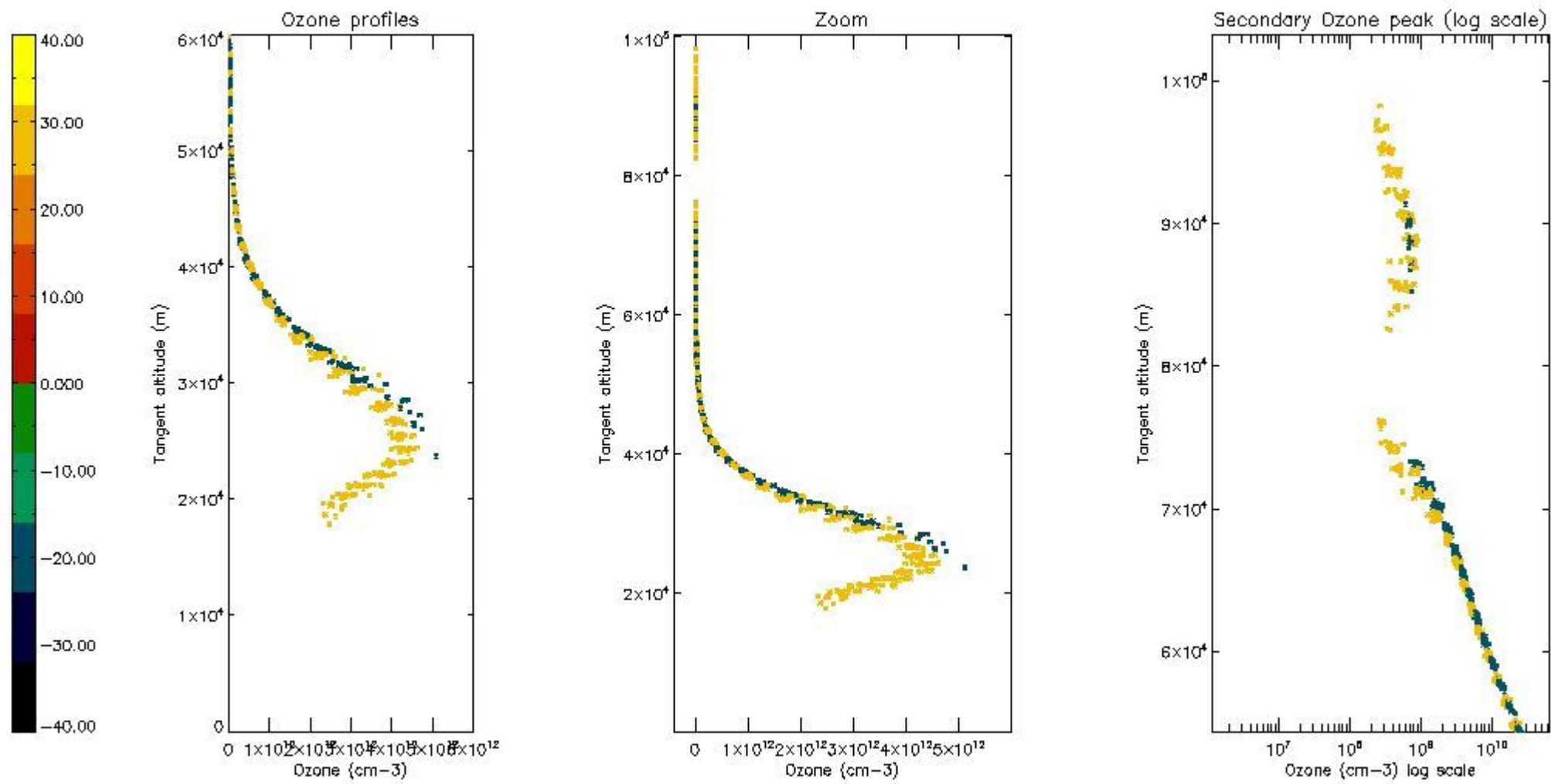
5.4 Plot ozone profiles where STD < 10% (dark without errors)

The colorbar represents the latitude.



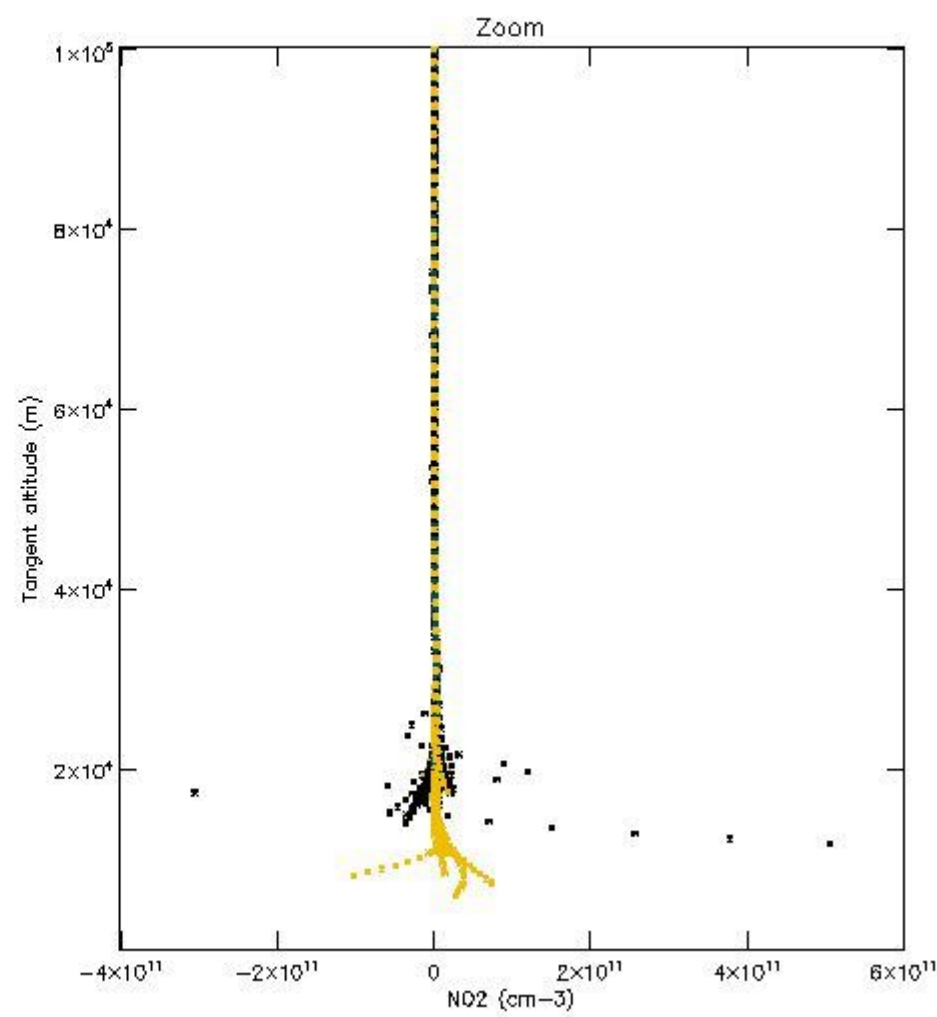
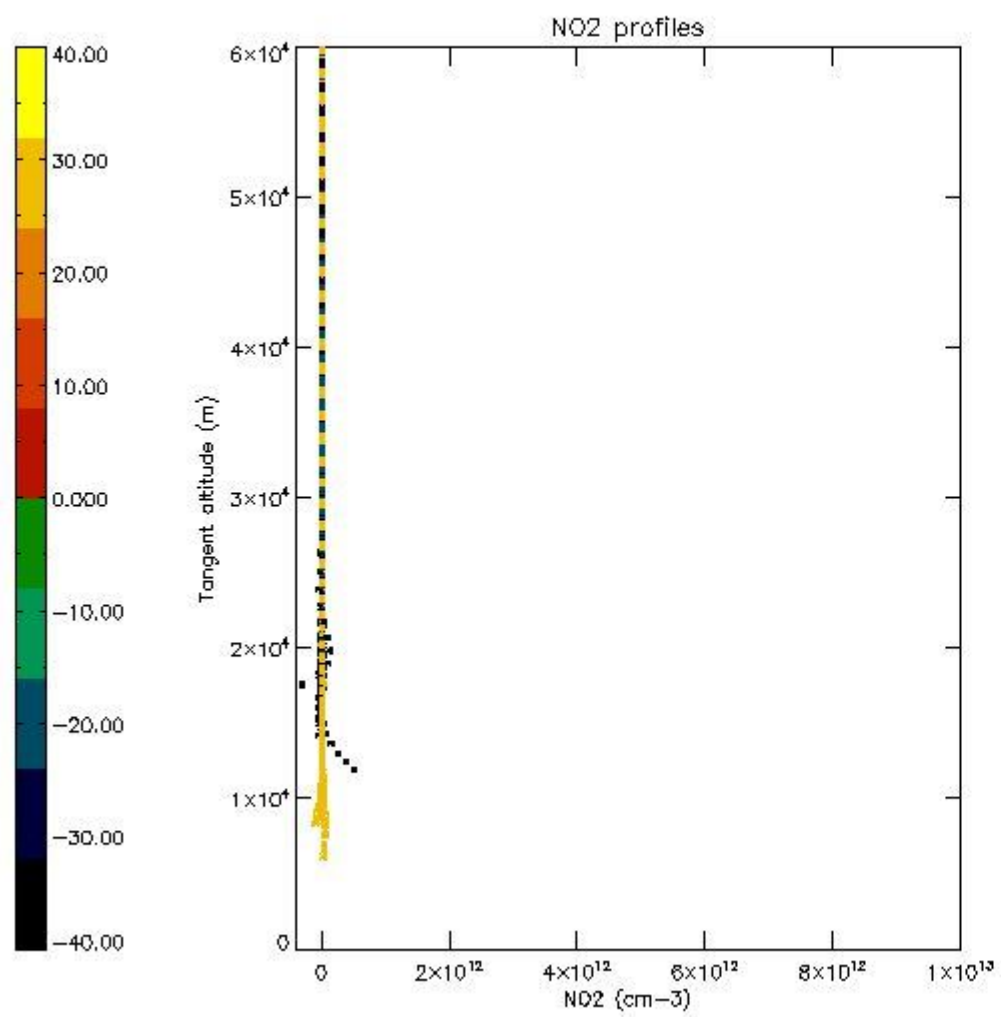
5.5 Plot ozone profiles where STD < 5% (dark without errors)

The colorbar represents the latitude.



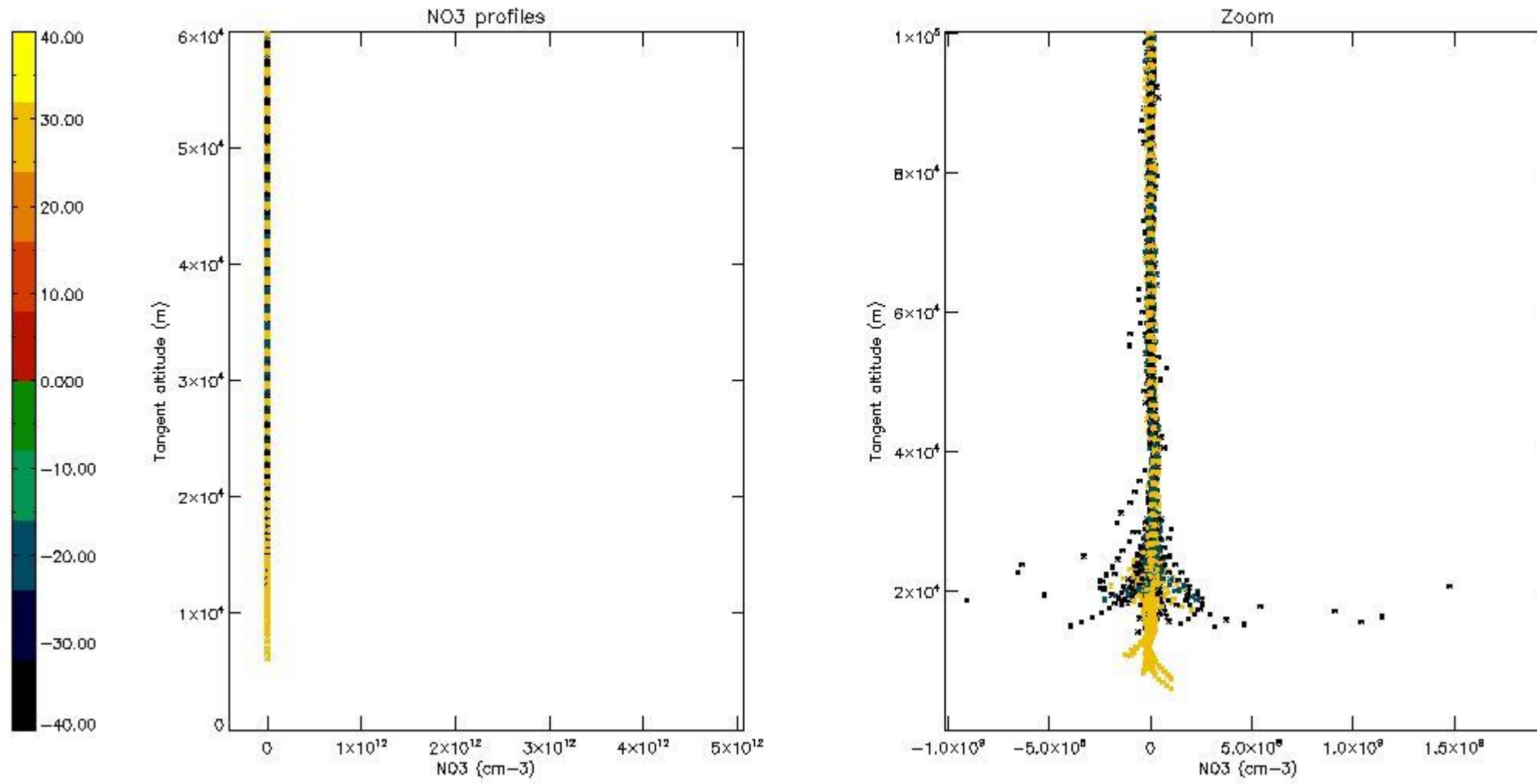
5.6 Plot NO₂ profiles for all STD (dark without errors)

The colorbar represents the latitude.



5.7 Plot NO3 profiles for all STD (dark without errors)

The colorbar represents the latitude.



6. Auxiliary Data Files used for the production reported in section 2

The number reported in the third column indicates since which file (see list in section 2) the corresponding auxiliary file has been used. The fourth column is the date of those product files.

Type	Auxiliary Filename	Used since product	Used since product date
INST_PHYS_CHARACTERISTICS	GOM_INS_AXVIEC20091111_143220_20030716_120000_20500101_000000	1	26-OCT-2005 00:05:46
LEVEL-2_PROC_CONFIG	GOM_PR2_AXVIEC20091111_152718_20020301_000000_20500101_000000	1	26-OCT-2005 00:05:46
CROSS_SECTIONS_FILE	GOM_CRS_AXVIEC20091111_154832_20020301_000000_20500101_000000	1	26-OCT-2005 00:05:46

GOMOS Level 2 Daily Report

SUMMARY

[1. General Info](#)

[2. Summary of processed GOM_NL_2P products](#)

[3. Level 2 Quality information per product](#)

[3.1 Plot of level 2 quality information per product \(time dependant\)](#)

[3.2 Plot of level 2 quality information per product \(world map\)](#)

[4. Level 1 Quality information per product \(stored on level 2 products\)](#)

[4.1 Plot of level 1 quality information per product \(time dependant\)](#)

[4.1.1 Plot of level 1 quality information per product \(time dependant\): ASCENDING](#)

[4.1.2 Plot of level 1 quality information per product \(time dependant\): DESCENDING](#)

[4.2 Plot of level 1 quality information per product \(world map\)](#)

[4.2.1 Plot of level 1 quality information per product \(world map\): ASCENDING](#)

[4.2.2 Plot of level 1 quality information per product \(world map\): DESCENDING](#)

[5. Ozone profiles based on quality statistics and other trace gas profiles](#)

[5.1 Ozone statistics based on quality of products](#)

[5.2 Plot ozone profiles for all STD \(dark without errors\)](#)

[5.3 Plot ozone profiles where STD < 20% \(dark without errors\)](#)

[5.4. Plot ozone profiles where STD < 10% \(dark without errors\)](#)

[5.5. Plot ozone profiles where STD < 5% \(dark without errors\)](#)

[5.6 Plot NO2 profiles for all STD \(dark without errors\)](#)

[5.7 Plot NO3 profiles for all STD \(dark without errors\)](#)

[5.8 Plot H2O profiles \(only for occultations of stars 1,2,3,4,13,14,16,26,63 dark without errors\) for all STD](#)

[6. Auxiliary Data Files used for the production reported in section 2](#)

This report presents the daily analysis on parameters extracted from GOMOS level 2 data (GOM_NL__2P). It is intended to monitor some important parameters that will impact the quality of these products. A list of level 2 products (and content) that have arrived during the reporting day to the PCF is also given.

Item	Value
Time of report generation	18APR2013 12:04:51
Data source version	GOMOS/6.01
Start time of products	26-10-2005 (26OCT2005 00:00:00)
Stop time of products	27-10-2005 (27OCT2005 00:00:00)
Store outputs in DB	Yes
Nb of level 2 prods	205
Nb of prods with errors	0

2. Summary of processed GOM_NL__2P products.

Nr	Filename	UTC Start time	Limb	Duration	Star Id	Star Name	Star Mag	Star Temp	Nb Meas	Orbit	Prod. error
1	GOM_NL__2PRFIN20051026_000546_000000342042_00016_19108_7913.N1	26-OCT-2005 00:05:46	Bright	33.500	49	1Alp UMi	1.9900	6300.0	67	19108	No
2	GOM_NL__2PRFIN20051026_000919_000000362042_00016_19108_7914.N1	26-OCT-2005 00:09:19	Bright	36.000	60	7Bet UMi	2.0810	3950.0	72	19108	No
3	GOM_NL__2PRFIN20051026_001517_000000362042_00016_19108_7915.N1	26-OCT-2005 00:15:17	Bright	35.500	32	77Eps UMa	1.7630	11000.	71	19108	No
4	GOM_NL__2PRFIN20051026_002008_000000342042_00016_19108_7916.N1	26-OCT-2005 00:20:08	Bright	34.000	152	12Alp2CVn	2.8900	11000.	68	19108	No
5	GOM_NL__2PRFIN20051026_002614_000000372042_00016_19108_7917.N1	26-OCT-2005 00:26:14	Bright	37.000	96	68Del Leo	2.5600	9300.0	74	19108	No
6	GOM_NL__2PRFIN20051026_002728_000000342042_00016_19108_7918.N1	26-OCT-2005 00:27:28	Bright	34.000	62	94Bet Leo	2.1360	9700.0	68	19108	No
7	GOM_NL__2PRFIN20051026_004554_000000382042_00016_19108_7919.N1	26-OCT-2005 00:45:54	Dark	37.500	113	Mu Vel	2.6920	5000.0	75	19108	No
8	GOM_NL__2PRFIN20051026_004924_000000392042_00017_19109_7905.N1	26-OCT-2005 00:49:24	Dark	38.500	91	Kap Vel	2.4900	26000.	77	19109	No
9	GOM_NL__2PRFIN20051026_010320_000000372042_00017_19109_7906.N1	26-OCT-2005 01:03:20	Dark	37.000	143	Alp Hyi	2.8570	7200.0	74	19109	No
10	GOM_NL__2PRFIN20051026_010444_000000392042_00017_19109_7907.N1	26-OCT-2005 01:04:44	Dark	39.000	9	Alp Eri	0.45300	24000.	78	19109	No
11	GOM_NL__2PRFIN20051026_011607_000000442042_00017_19109_7908.N1	26-OCT-2005 01:16:07	Straylight	43.500	52	16Bet Cet	2.0370	4500.0	87	19109	No
12	GOM_NL__2PRFIN20051026_012536_000000362042_00017_19109_7909.N1	26-OCT-2005 01:25:36	Bright	35.500	140	88Gam Peg	2.8340	26000.	71	19109	No
13	GOM_NL__2PRFIN20051026_012929_000000352042_00017_19109_7910.N1	26-OCT-2005 01:29:29	Bright	35.000	58	21Alp And	2.0730	11000.	70	19109	No
14	GOM_NL__2PRFIN20051026_013707_000000372042_00017_19109_7911.N1	26-OCT-2005 01:37:07	Bright	36.500	68	18Alp Cas	2.2250	4500.0	73	19109	No
15	GOM_NL__2PRFIN20051026_013822_000000362042_00017_19109_7912.N1	26-OCT-2005 01:38:22	Bright	36.000	76	27Gam Cas	2.3000	30000.	72	19109	No
16	GOM_NL__2PRFIN20051026_014622_000000352042_00017_19109_7913.N1	26-OCT-2005 01:46:22	Bright	35.000	49	1Alp UMi	1.9900	6300.0	70	19109	No
17	GOM_NL__2PRFIN20051026_014955_000000362042_00017_19109_7914.N1	26-OCT-2005 01:49:55	Bright	36.000	60	7Bet UMi	2.0810	3950.0	72	19109	No
18	GOM_NL__2PRFIN20051026_015553_000000372042_00017_19109_7915.N1	26-OCT-2005 01:55:53	Bright	36.500	32	77Eps UMa	1.7630	11000.	73	19109	No
19	GOM_NL__2PRFIN20051026_020044_000000332042_00017_19109_7916.N1	26-OCT-2005 02:00:44	Bright	33.000	152	12Alp2CVn	2.8900	11000.	66	19109	No
20	GOM_NL__2PRFIN20051026_020650_000000492042_00017_19109_7917.N1	26-OCT-2005 02:06:50	Bright	49.000	96	68Del Leo	2.5600	9300.0	98	19109	No
21	GOM_NL__2PRFIN20051026_020804_000000512042_00017_19109_7918.N1	26-OCT-2005 02:08:04	Bright	51.000	62	94Bet Leo	2.1360	9700.0	102	19109	No
22	GOM_NL__2PRFIN20051026_022630_000000382042_00017_19109_7919.N1	26-OCT-2005 02:26:30	Dark	38.000	113	Mu Vel	2.6920	5000.0	76	19109	No
23	GOM_NL__2PRFIN20051026_023000_000000392042_00018_19110_7925.N1	26-OCT-2005 02:30:00	Dark	38.500	91	Kap Vel	2.4900	26000.	77	19110	No
24	GOM_NL__2PRFIN20051026_024356_000000382042_00018_19110_7926.N1	26-OCT-2005 02:43:56	Dark	37.500	143	Alp Hyi	2.8570	7200.0	75	19110	No
25	GOM_NL__2PRFIN20051026_024520_000000382042_00018_19110_7927.N1	26-OCT-2005 02:45:20	Dark	37.500	9	Alp Eri	0.45300	24000.	75	19110	No
26	GOM_NL__2PRFIN20051026_025644_000000382042_00018_19110_7928.N1	26-OCT-2005 02:56:44	Straylight	37.500	52	16Bet Cet	2.0370	4500.0	75	19110	No
27	GOM_NL__2PRFIN20051026_030612_000000352042_00018_19110_7929.N1	26-OCT-2005 03:06:12	Bright	35.000	140	88Gam Peg	2.8340	26000.	70	19110	No
28	GOM_NL__2PRFIN20051026_031005_000000362042_00018_19110_7930.N1	26-OCT-2005 03:10:05	Bright	35.500	58	21Alp And	2.0730	11000.	71	19110	No
29	GOM_NL__2PRFIN20051026_031743_000000362042_00018_19110_7931.N1	26-OCT-2005 03:17:43	Bright	35.500	68	18Alp Cas	2.2250	4500.0	71	19110	No
30	GOM_NL__2PRFIN20051026_031858_000000362042_00018_19110_7932.N1	26-OCT-2005 03:18:58	Bright	36.000	76	27Gam Cas	2.3000	30000.	72	19110	No
31	GOM_NL__2PRFIN20051026_032658_000000342042_00018_19110_7933.N1	26-OCT-2005 03:26:58	Bright	33.500	49	1Alp UMi	1.9900	6300.0	67	19110	No
32	GOM_NL__2PRFIN20051026_033031_000000332042_00018_19110_7934.N1	26-OCT-2005 03:30:31	Bright	33.000	60	7Bet UMi	2.0810	3950.0	66	19110	No
33	GOM_NL__2PRFIN20051026_033630_000000362042_00018_19110_7935.N1	26-OCT-2005 03:36:30	Bright	36.000	32	77Eps UMa	1.7630	11000.	72	19110	No
34	GOM_NL__2PRFIN20051026_034120_000000332042_00018_19110_7936.N1	26-OCT-2005 03:41:20	Bright	33.000	152	12Alp2CVn	2.8900	11000.	66	19110	No
35	GOM_NL__2PRFIN20051026_034727_000000272042_00018_19110_7937.N1	26-OCT-2005 03:47:27	Bright	27.000	96	68Del Leo	2.5600	9300.0	54	19110	No
36	GOM_NL__2PRFIN20051026_034840_000000342042_00018_19110_7938.N1	26-OCT-2005 03:48:40	Bright	33.500	62	94Bet Leo	2.1360	9700.0	67	19110	No
37	GOM_NL__2PRFIN20051026_040706_000000402042_00018_19110_7939.N1	26-OCT-2005 04:07:06	Dark	39.500	113	Mu Vel	2.6920	5000.0	79	19110	No
38	GOM_NL__2PRFIN20051026_041037_000000392042_00019_19111_7925.N1	26-OCT-2005 04:10:37	Dark	38.500	91	Kap Vel	2.4900	26000.	77	19111	No
39	GOM_NL__2PRFIN20051026_042432_000000372042_00019_19111_7926.N1	26-OCT-2005 04:24:32	Dark	36.500	143	Alp Hyi	2.8570	7200.0	73	19111	No
40	GOM_NL__2PRFIN20051026_042557_000000492042_00019_19111_7927.N1	26-OCT-2005 04:25:57	Dark	48.500	9	Alp Eri	0.45300	24000.	97	19111	No
41	GOM_NL__2PRFIN20051026_043720_000000402042_00019_19111_7928.N1	26-OCT-2005 04:37:20	Straylight	39.500	52	16Bet Cet	2.0370	4500.0	79	19111	No
42	GOM_NL__2PRFIN20051026_044648_000000342042_00019_19111_7929.N1	26-OCT-2005 04:46:48	Bright	33.500	140	88Gam Peg	2.8340	26000.	67	19111	No

43	GOM_NL__2PRFIN20051026_045041_000000352042_00019_19111_7930.N1	26-OCT-2005 04:50:41	Bright	35.000	58	21Alp And	2.0730	11000.	70	19111	No
44	GOM_NL__2PRFIN20051026_045818_000000372042_00019_19111_7931.N1	26-OCT-2005 04:58:18	Bright	37.000	68	18Alp Cas	2.2250	4500.0	74	19111	No
45	GOM_NL__2PRFIN20051026_045934_000000372042_00019_19111_7932.N1	26-OCT-2005 04:59:34	Bright	36.500	76	27Gam Cas	2.3000	30000.	73	19111	No
46	GOM_NL__2PRFIN20051026_050734_000000352042_00019_19111_7933.N1	26-OCT-2005 05:07:34	Bright	35.000	49	1Alp UMi	1.9900	6300.0	70	19111	No
47	GOM_NL__2PRFIN20051026_051108_000000332042_00019_19111_7934.N1	26-OCT-2005 05:11:08	Bright	33.000	60	7Bet UMi	2.0810	3950.0	66	19111	No
48	GOM_NL__2PRFIN20051026_051706_000000362042_00019_19111_7935.N1	26-OCT-2005 05:17:06	Bright	35.500	32	77Eps UMa	1.7630	11000.	71	19111	No
49	GOM_NL__2PRFIN20051026_052803_000000272042_00019_19111_7936.N1	26-OCT-2005 05:28:03	Bright	27.000	96	68Del Leo	2.5600	9300.0	54	19111	No
50	GOM_NL__2PRFIN20051026_052916_000000342042_00019_19111_7937.N1	26-OCT-2005 05:29:16	Bright	33.500	62	94Bet Leo	2.1360	9700.0	67	19111	No
51	GOM_NL__2PRFIN20051026_054743_000000402042_00019_19111_7938.N1	26-OCT-2005 05:47:43	Dark	39.500	113	Mu Vel	2.6920	5000.0	79	19111	No
52	GOM_NL__2PRFIN20051026_055113_000000392042_00020_19112_7926.N1	26-OCT-2005 05:51:13	Dark	39.000	91	Kap Vel	2.4900	26000.	78	19112	No
53	GOM_NL__2PRFIN20051026_060508_000000372042_00020_19112_7927.N1	26-OCT-2005 06:05:08	Dark	36.500	143	Alp Hyi	2.8570	7200.0	73	19112	No
54	GOM_NL__2PRFIN20051026_060633_000000462042_00020_19112_7928.N1	26-OCT-2005 06:06:33	Dark	46.000	9	Alp Eri	0.45300	24000.	92	19112	No
55	GOM_NL__2PRFIN20051026_061756_000000442042_00020_19112_7929.N1	26-OCT-2005 06:17:56	Straylight	43.500	52	16Bet Cet	2.0370	4500.0	87	19112	No
56	GOM_NL__2PRFIN20051026_062725_000000362042_00020_19112_7930.N1	26-OCT-2005 06:27:25	Bright	36.000	140	88Gam Peg	2.8340	26000.	72	19112	No
57	GOM_NL__2PRFIN20051026_063117_000000372042_00020_19112_7931.N1	26-OCT-2005 06:31:17	Bright	36.500	58	21Alp And	2.0730	11000.	73	19112	No
58	GOM_NL__2PRFIN20051026_063854_000000372042_00020_19112_7932.N1	26-OCT-2005 06:38:54	Bright	37.000	68	18Alp Cas	2.2250	4500.0	74	19112	No
59	GOM_NL__2PRFIN20051026_064010_000000362042_00020_19112_7933.N1	26-OCT-2005 06:40:10	Bright	36.000	76	27Gam Cas	2.3000	30000.	72	19112	No
60	GOM_NL__2PRFIN20051026_064810_000000362042_00020_19112_7934.N1	26-OCT-2005 06:48:10	Bright	35.500	49	1Alp UMi	1.9900	6300.0	71	19112	No
61	GOM_NL__2PRFIN20051026_065144_000000372042_00020_19112_7935.N1	26-OCT-2005 06:51:44	Bright	36.500	60	7Bet UMi	2.0810	3950.0	73	19112	No
62	GOM_NL__2PRFIN20051026_065742_000000382042_00020_19112_7936.N1	26-OCT-2005 06:57:42	Bright	38.000	32	77Eps UMa	1.7630	11000.	76	19112	No
63	GOM_NL__2PRFIN20051026_070232_000000332042_00020_19112_7937.N1	26-OCT-2005 07:02:32	Bright	33.000	152	12Alp2CVn	2.8900	11000.	66	19112	No
64	GOM_NL__2PRFIN20051026_070839_00000022042_00020_19112_7938.N1	26-OCT-2005 07:08:39	Straylight	2.0000	96	68Del Leo	2.5600	9300.0	4	19112	No
65	GOM_NL__2PRFIN20051026_070953_000000342042_00020_19112_7939.N1	26-OCT-2005 07:09:53	Bright	33.500	62	94Bet Leo	2.1360	9700.0	67	19112	No
66	GOM_NL__2PRFIN20051026_072819_000000382042_00020_19112_7940.N1	26-OCT-2005 07:28:19	Dark	38.000	113	Mu Vel	2.6920	5000.0	76	19112	No
67	GOM_NL__2PRFIN20051026_073150_000000392042_00021_19113_7927.N1	26-OCT-2005 07:31:50	Dark	39.000	91	Kap Vel	2.4900	26000.	78	19113	No
68	GOM_NL__2PRFIN20051026_074545_000000362042_00021_19113_7928.N1	26-OCT-2005 07:45:45	Dark	36.000	143	Alp Hyi	2.8570	7200.0	72	19113	No
69	GOM_NL__2PRFIN20051026_074709_000000412042_00021_19113_7929.N1	26-OCT-2005 07:47:09	Dark	41.000	9	Alp Eri	0.45300	24000.	82	19113	No
70	GOM_NL__2PRFIN20051026_075832_000000452042_00021_19113_7930.N1	26-OCT-2005 07:58:32	Straylight	45.000	52	16Bet Cet	2.0370	4500.0	90	19113	No
71	GOM_NL__2PRFIN20051026_080801_000000352042_00021_19113_7931.N1	26-OCT-2005 08:08:01	Bright	34.500	140	88Gam Peg	2.8340	26000.	69	19113	No
72	GOM_NL__2PRFIN20051026_081153_000000362042_00021_19113_7932.N1	26-OCT-2005 08:11:53	Bright	35.500	58	21Alp And	2.0730	11000.	71	19113	No
73	GOM_NL__2PRFIN20051026_081930_000000382042_00021_19113_7933.N1	26-OCT-2005 08:19:30	Bright	38.000	68	18Alp Cas	2.2250	4500.0	76	19113	No
74	GOM_NL__2PRFIN20051026_082046_000000352042_00021_19113_7934.N1	26-OCT-2005 08:20:46	Bright	35.000	76	27Gam Cas	2.3000	30000.	70	19113	No
75	GOM_NL__2PRFIN20051026_082846_000000342042_00021_19113_7935.N1	26-OCT-2005 08:28:46	Bright	33.500	49	1Alp UMi	1.9900	6300.0	67	19113	No
76	GOM_NL__2PRFIN20051026_083220_000000352042_00021_19113_7936.N1	26-OCT-2005 08:32:20	Bright	35.000	60	7Bet UMi	2.0810	3950.0	70	19113	No
77	GOM_NL__2PRFIN20051026_083818_000000372042_00021_19113_7937.N1	26-OCT-2005 08:38:18	Bright	36.500	32	77Eps UMa	1.7630	11000.	73	19113	No
78	GOM_NL__2PRFIN20051026_084308_000000322042_00021_19113_7938.N1	26-OCT-2005 08:43:08	Bright	32.000	152	12Alp2CVn	2.8900	11000.	64	19113	No
79	GOM_NL__2PRFIN20051026_084915_00000022042_00021_19113_7939.N1	26-OCT-2005 08:49:15	Straylight	2.0000	96	68Del Leo	2.5600	9300.0	4	19113	No
80	GOM_NL__2PRFIN20051026_085029_000000342042_00021_19113_7940.N1	26-OCT-2005 08:50:29	Bright	33.500	62	94Bet Leo	2.1360	9700.0	67	19113	No
81	GOM_NL__2PRFIN20051026_090855_000000382042_00021_19113_7941.N1	26-OCT-2005 09:08:55	Dark	38.000	113	Mu Vel	2.6920	5000.0	76	19113	No
82	GOM_NL__2PRFIN20051026_091226_000000392042_00022_19114_7927.N1	26-OCT-2005 09:12:26	Dark	38.500	91	Kap Vel	2.4900	26000.	77	19114	No
83	GOM_NL__2PRFIN20051026_092621_000000372042_00022_19114_7928.N1	26-OCT-2005 09:26:21	Dark	37.000	143	Alp Hyi	2.8570	7200.0	74	19114	No
84	GOM_NL__2PRFIN20051026_092745_000000382042_00022_19114_7929.N1	26-OCT-2005 09:27:45	Dark	37.500	9	Alp Eri	0.45300	24000.	75	19114	No
85	GOM_NL__2PRFIN20051026_093908_000000442042_00022_19114_7930.N1	26-OCT-2005 09:39:08	Straylight	43.500	52	16Bet Cet	2.0370	4500.0	87	19114	No
86	GOM_NL__2PRFIN20051026_094837_000000362042_00022_19114_7931.N1	26-OCT-2005 09:48:37	Bright	35.500	140	88Gam Peg	2.8340	26000.	71	19114	No
87	GOM_NL__2PRFIN20051026_095229_000000362042_00022_19114_7932.N1	26-OCT-2005 09:52:29	Bright	36.000	58	21Alp And	2.0730	11000.	72	19114	No
88	GOM_NL__2PRFIN20051026_100006_000000372042_00022_19114_7933.N1	26-OCT-2005 10:00:06	Bright	37.000	68	18Alp Cas	2.2250	4500.0	74	19114	No
89	GOM_NL__2PRFIN20051026_100121_000000352042_00022_19114_7934.N1	26-OCT-2005 10:01:21	Bright	34.500	76	27Gam Cas	2.3000	30000.	69	19114	No
90	GOM_NL__2PRFIN20051026_100921_000000372042_00022_19114_7935.N1	26-OCT-2005 10:09:21	Bright	36.500	49	1Alp UMi	1.9900	6300.0	73	19114	No
91	GOM_NL__2PRFIN20051026_101256_000000372042_00022_19114_7936.N1	26-OCT-2005 10:12:56	Bright	36.500	60	7Bet UMi	2.0810	3950.0	73	19114	No
92	GOM_NL__2PRFIN20051026_101854_000000522042_00022_19114_7937.N1	26-OCT-2005 10:18:54	Bright	52.000	32	77Eps UMa	1.7630	11000.	104	19114	No
93	GOM_NL__2PRFIN20051026_102344_000000332042_00022_19114_7938.N1	26-OCT-2005 10:23:44	Bright	32.500	152	12Alp2CVn	2.8900	11000.	65	19114	No
94	GOM_NL__2PRFIN20051026_103105_000000342042_00022_19114_7939.N1	26-OCT-2005 10:31:05	Bright	33.500	62	94Bet Leo	2.1360	9700.0	67	19114	No
95	GOM_NL__2PRFIN20051026_104931_000000412042_00022_19114_7940.N1	26-OCT-2005 10:49:31	Dark	41.000	113	Mu Vel	2.6920	5000.0	82	19114	No
96	GOM_NL__2PRFIN20051026_105303_000000382042_00023_19115_7927.N1	26-OCT-2005 10:53:03	Dark	38.000	91	Kap Vel	2.4900	26000.	76	19115	No
97	GOM_NL__2PRFIN20051026_110657_000000392042_00023_19115_7928.N1	26-OCT-2005 11:06:57	Dark	38.500	143	Alp Hyi	2.8570	7200.0	77	19115	No
98	GOM_NL__2PRFIN20051026_110821_000000432042_00023_19115_7929.N1	26-OCT-2005 11:08:21	Dark	43.000	9	Alp Eri	0.45300	24000.	86	19115	No
99	GOM_NL__2PRFIN20051026_111944_000000422042_00023_19115_7930.N1	26-OCT-2005 11:19:44	Straylight	41.500	52	16Bet Cet	2.0370	4500.0	83	19115	No
100	GOM_NL__2PRFIN20051026_112913_000000352042_00023_19115_7931.N1	26-OCT-2005 11:29:13	Bright	35.000	140	88Gam Peg	2.8340	26000.	70	19115	No
101	GOM_NL__2PRFIN20051026_113305_000000352042_00023_19115_7932.N1	26-OCT-2005 11:33:05	Bright	35.000	58	21Alp And	2.0730	11000.	70	19115	No

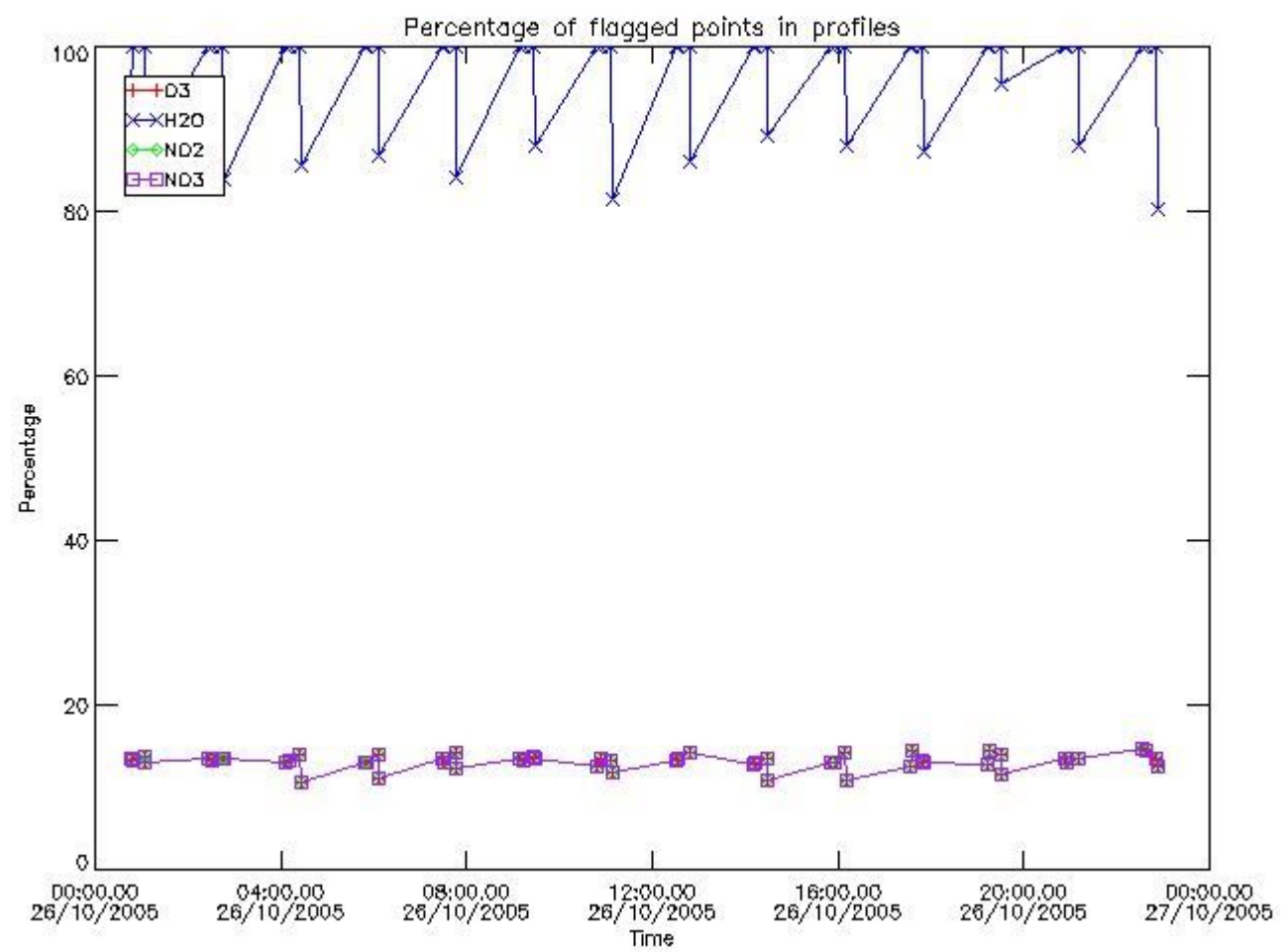
102	GOM_NL__2PRFIN20051026_114042_000000342042_00023_19115_7933.N1	26-OCT-2005 11:40:42	Bright	34.000	68	18Alp Cas	2.2250	4500.0	68	19115	No
103	GOM_NL__2PRFIN20051026_114157_000000352042_00023_19115_7934.N1	26-OCT-2005 11:41:57	Bright	34.500	76	27Gam Cas	2.3000	30000.	69	19115	No
104	GOM_NL__2PRFIN20051026_114957_000000372042_00023_19115_7935.N1	26-OCT-2005 11:49:57	Bright	36.500	49	1Alp UMi	1.9900	6300.0	73	19115	No
105	GOM_NL__2PRFIN20051026_115332_000000372042_00023_19115_7936.N1	26-OCT-2005 11:53:32	Bright	36.500	60	7Bet UMi	2.0810	3950.0	73	19115	No
106	GOM_NL__2PRFIN20051026_115930_000000342042_00023_19115_7937.N1	26-OCT-2005 11:59:30	Bright	33.500	32	77Eps UMa	1.7630	11000.	67	19115	No
107	GOM_NL__2PRFIN20051026_120420_000000342042_00023_19115_7938.N1	26-OCT-2005 12:04:20	Bright	34.000	152	12Alp2CVn	2.8900	11000.	68	19115	No
108	GOM_NL__2PRFIN20051026_121141_000000332042_00023_19115_7939.N1	26-OCT-2005 12:11:41	Bright	33.000	62	94Bet Leo	2.1360	9700.0	66	19115	No
109	GOM_NL__2PRFIN20051026_123008_000000392042_00023_19115_7940.N1	26-OCT-2005 12:30:08	Dark	38.500	113	Mu Vel	2.6920	5000.0	77	19115	No
110	GOM_NL__2PRFIN20051026_123339_000000382042_00024_19116_7927.N1	26-OCT-2005 12:33:39	Dark	38.000	91	Kap Vel	2.4900	26000.	76	19116	No
111	GOM_NL__2PRFIN20051026_124733_000000362042_00024_19116_7928.N1	26-OCT-2005 12:47:33	Dark	36.000	143	Alp Hyi	2.8570	7200.0	72	19116	No
112	GOM_NL__2PRFIN20051026_124857_000000362042_00024_19116_7929.N1	26-OCT-2005 12:48:57	Dark	35.500	9	Alp Eri	0.45300	24000.	71	19116	No
113	GOM_NL__2PRFIN20051026_130020_000000442042_00024_19116_7930.N1	26-OCT-2005 13:00:20	Straylight	43.500	52	16Bet Cet	2.0370	4500.0	87	19116	No
114	GOM_NL__2PRFIN20051026_130949_000000352042_00024_19116_7931.N1	26-OCT-2005 13:09:49	Bright	34.500	140	88Gam Peg	2.8340	26000.	69	19116	No
115	GOM_NL__2PRFIN20051026_131341_000000362042_00024_19116_7932.N1	26-OCT-2005 13:13:41	Bright	36.000	58	21Alp And	2.0730	11000.	72	19116	No
116	GOM_NL__2PRFIN20051026_132118_000000372042_00024_19116_7933.N1	26-OCT-2005 13:21:18	Bright	36.500	68	18Alp Cas	2.2250	4500.0	73	19116	No
117	GOM_NL__2PRFIN20051026_132233_000000362042_00024_19116_7934.N1	26-OCT-2005 13:22:33	Bright	36.000	76	27Gam Cas	2.3000	30000.	72	19116	No
118	GOM_NL__2PRFIN20051026_133033_000000332042_00024_19116_7935.N1	26-OCT-2005 13:30:33	Bright	33.000	49	1Alp UMi	1.9900	6300.0	66	19116	No
119	GOM_NL__2PRFIN20051026_133408_000000352042_00024_19116_7936.N1	26-OCT-2005 13:34:08	Bright	35.000	60	7Bet UMi	2.0810	3950.0	70	19116	No
120	GOM_NL__2PRFIN20051026_134006_000000522042_00024_19116_7937.N1	26-OCT-2005 13:40:06	Bright	52.000	32	77Eps UMa	1.7630	11000.	104	19116	No
121	GOM_NL__2PRFIN20051026_134457_000000362042_00024_19116_7938.N1	26-OCT-2005 13:44:57	Bright	35.500	152	12Alp2CVn	2.8900	11000.	71	19116	No
122	GOM_NL__2PRFIN20051026_135217_000000342042_00024_19116_7939.N1	26-OCT-2005 13:52:17	Bright	33.500	62	94Bet Leo	2.1360	9700.0	67	19116	No
123	GOM_NL__2PRFIN20051026_141044_000000402042_00024_19116_7940.N1	26-OCT-2005 14:10:44	Dark	40.000	113	Mu Vel	2.6920	5000.0	80	19116	No
124	GOM_NL__2PRFIN20051026_141415_000000402042_00025_19117_7927.N1	26-OCT-2005 14:14:15	Dark	39.500	91	Kap Vel	2.4900	26000.	79	19117	No
125	GOM_NL__2PRFIN20051026_142809_000000382042_00025_19117_7928.N1	26-OCT-2005 14:28:09	Dark	37.500	143	Alp Hyi	2.8570	7200.0	75	19117	No
126	GOM_NL__2PRFIN20051026_142933_000000472042_00025_19117_7929.N1	26-OCT-2005 14:29:33	Dark	46.500	9	Alp Eri	0.45300	24000.	93	19117	No
127	GOM_NL__2PRFIN20051026_144056_000000442042_00025_19117_7930.N1	26-OCT-2005 14:40:56	Straylight	43.500	52	16Bet Cet	2.0370	4500.0	87	19117	No
128	GOM_NL__2PRFIN20051026_145025_000000352042_00025_19117_7931.N1	26-OCT-2005 14:50:25	Bright	35.000	140	88Gam Peg	2.8340	26000.	70	19117	No
129	GOM_NL__2PRFIN20051026_145418_000000362042_00025_19117_7932.N1	26-OCT-2005 14:54:18	Bright	35.500	58	21Alp And	2.0730	11000.	71	19117	No
130	GOM_NL__2PRFIN20051026_150154_000000372042_00025_19117_7933.N1	26-OCT-2005 15:01:54	Bright	36.500	68	18Alp Cas	2.2250	4500.0	73	19117	No
131	GOM_NL__2PRFIN20051026_150309_000000362042_00025_19117_7934.N1	26-OCT-2005 15:03:09	Bright	36.000	76	27Gam Cas	2.3000	30000.	72	19117	No
132	GOM_NL__2PRFIN20051026_151109_000000362042_00025_19117_7935.N1	26-OCT-2005 15:11:09	Bright	36.000	49	1Alp UMi	1.9900	6300.0	72	19117	No
133	GOM_NL__2PRFIN20051026_151444_000000362042_00025_19117_7936.N1	26-OCT-2005 15:14:44	Bright	36.000	60	7Bet UMi	2.0810	3950.0	72	19117	No
134	GOM_NL__2PRFIN20051026_152042_000000372042_00025_19117_7937.N1	26-OCT-2005 15:20:42	Bright	36.500	32	77Eps UMa	1.7630	11000.	73	19117	No
135	GOM_NL__2PRFIN20051026_152533_000000342042_00025_19117_7938.N1	26-OCT-2005 15:25:33	Bright	34.000	152	12Alp2CVn	2.8900	11000.	68	19117	No
136	GOM_NL__2PRFIN20051026_153253_000000342042_00025_19117_7939.N1	26-OCT-2005 15:32:53	Bright	33.500	62	94Bet Leo	2.1360	9700.0	67	19117	No
137	GOM_NL__2PRFIN20051026_155120_000000432042_00025_19117_7940.N1	26-OCT-2005 15:51:20	Dark	43.000	113	Mu Vel	2.6920	5000.0	86	19117	No
138	GOM_NL__2PRFIN20051026_155452_000000402042_00026_19118_7927.N1	26-OCT-2005 15:54:52	Dark	39.500	91	Kap Vel	2.4900	26000.	79	19118	No
139	GOM_NL__2PRFIN20051026_160845_000000362042_00026_19118_7928.N1	26-OCT-2005 16:08:45	Dark	36.000	143	Alp Hyi	2.8570	7200.0	72	19118	No
140	GOM_NL__2PRFIN20051026_161010_000000462042_00026_19118_7929.N1	26-OCT-2005 16:10:10	Dark	46.000	9	Alp Eri	0.45300	24000.	92	19118	No
141	GOM_NL__2PRFIN20051026_162132_000000442042_00026_19118_7930.N1	26-OCT-2005 16:21:32	Straylight	43.500	52	16Bet Cet	2.0370	4500.0	87	19118	No
142	GOM_NL__2PRFIN20051026_163101_000000352042_00026_19118_7931.N1	26-OCT-2005 16:31:01	Bright	34.500	140	88Gam Peg	2.8340	26000.	69	19118	No
143	GOM_NL__2PRFIN20051026_163454_000000352042_00026_19118_7932.N1	26-OCT-2005 16:34:54	Bright	35.000	58	21Alp And	2.0730	11000.	70	19118	No
144	GOM_NL__2PRFIN20051026_164230_000000382042_00026_19118_7933.N1	26-OCT-2005 16:42:30	Bright	38.000	68	18Alp Cas	2.2250	4500.0	76	19118	No
145	GOM_NL__2PRFIN20051026_164345_000000362042_00026_19118_7934.N1	26-OCT-2005 16:43:45	Bright	35.500	76	27Gam Cas	2.3000	30000.	71	19118	No
146	GOM_NL__2PRFIN20051026_165145_000000362042_00026_19118_7935.N1	26-OCT-2005 16:51:45	Bright	36.000	49	1Alp UMi	1.9900	6300.0	72	19118	No
147	GOM_NL__2PRFIN20051026_165520_000000382042_00026_19118_7936.N1	26-OCT-2005 16:55:20	Bright	38.000	60	7Bet UMi	2.0810	3950.0	76	19118	No
148	GOM_NL__2PRFIN20051026_170118_000000372042_00026_19118_7937.N1	26-OCT-2005 17:01:18	Bright	37.000	32	77Eps UMa	1.7630	11000.	74	19118	No
149	GOM_NL__2PRFIN20051026_170609_000000512042_00026_19118_7938.N1	26-OCT-2005 17:06:09	Bright	51.000	152	12Alp2CVn	2.8900	11000.	102	19118	No
150	GOM_NL__2PRFIN20051026_171330_000000342042_00026_19118_7939.N1	26-OCT-2005 17:13:30	Bright	33.500	62	94Bet Leo	2.1360	9700.0	67	19118	No
151	GOM_NL__2PRFIN20051026_173157_000000412042_00026_19118_7940.N1	26-OCT-2005 17:31:57	Dark	40.500	113	Mu Vel	2.6920	5000.0	81	19118	No
152	GOM_NL__2PRFIN20051026_173528_000000392042_00027_19119_7927.N1	26-OCT-2005 17:35:28	Dark	39.000	91	Kap Vel	2.4900	26000.	78	19119	No
153	GOM_NL__2PRFIN20051026_174921_000000392042_00027_19119_7928.N1	26-OCT-2005 17:49:21	Dark	38.500	143	Alp Hyi	2.8570	7200.0	77	19119	No
154	GOM_NL__2PRFIN20051026_175046_000000392042_00027_19119_7929.N1	26-OCT-2005 17:50:46	Dark	39.000	9	Alp Eri	0.45300	24000.	78	19119	No
155	GOM_NL__2PRFIN20051026_180208_000000442042_00027_19119_7930.N1	26-OCT-2005 18:02:08	Straylight	43.500	52	16Bet Cet	2.0370	4500.0	87	19119	No
156	GOM_NL__2PRFIN20051026_181137_000000362042_00027_19119_7931.N1	26-OCT-2005 18:11:37	Bright	35.500	140	88Gam Peg	2.8340	26000.	71	19119	No
157	GOM_NL__2PRFIN20051026_181530_000000372042_00027_19119_7932.N1	26-OCT-2005 18:15:30	Bright	36.500	58	21Alp And	2.0730	11000.	73	19119	No
158	GOM_NL__2PRFIN20051026_182305_000000372042_00027_19119_7933.N1	26-OCT-2005 18:23:05	Bright	36.500	68	18Alp Cas	2.2250	4500.0	73	19119	No
159	GOM_NL__2PRFIN20051026_182420_000000372042_00027_19119_7934.N1	26-OCT-2005 18:24:20	Bright	36.500	76	27Gam Cas	2.3000	30000.	73	19119	No
160	GOM_NL__2PRFIN20051026_183221_000000372042_00027_19119_7935.N1	26-OCT-2005 18:32:21	Bright	36.500	49	1Alp UMi	1.9900	6300.0	73	19119	No

161	GOM_NL__2PRFIN20051026_183557_000000372042_00027_19119_7936.N1	26-OCT-2005 18:35:57	Bright	36.500	60	7Bet UMi	2.0810	3950.0	73	19119	No
162	GOM_NL__2PRFIN20051026_184154_000000332042_00027_19119_7937.N1	26-OCT-2005 18:41:54	Bright	33.000	32	77Eps UMa	1.7630	11000.	66	19119	No
163	GOM_NL__2PRFIN20051026_184645_000000332042_00027_19119_7938.N1	26-OCT-2005 18:46:45	Bright	33.000	152	12Alp2CVn	2.8900	11000.	66	19119	No
164	GOM_NL__2PRFIN20051026_185406_000000342042_00027_19119_7939.N1	26-OCT-2005 18:54:06	Bright	34.000	62	94Bet Leo	2.1360	9700.0	68	19119	No
165	GOM_NL__2PRFIN20051026_191233_000000402042_00027_19119_7940.N1	26-OCT-2005 19:12:33	Dark	40.000	113	Mu Vel	2.6920	5000.0	80	19119	No
166	GOM_NL__2PRFIN20051026_191605_000000392042_00028_19120_7947.N1	26-OCT-2005 19:16:05	Dark	39.000	91	Kap Vel	2.4900	26000.	78	19120	No
167	GOM_NL__2PRFIN20051026_192958_000000372042_00028_19120_7948.N1	26-OCT-2005 19:29:58	Dark	36.500	143	Alp Hyi	2.8570	7200.0	73	19120	No
168	GOM_NL__2PRFIN20051026_193122_000000442042_00028_19120_7949.N1	26-OCT-2005 19:31:22	Dark	44.000	9	Alp Eri	0.45300	24000.	88	19120	No
169	GOM_NL__2PRFIN20051026_194244_000000442042_00028_19120_7950.N1	26-OCT-2005 19:42:44	Straylight	43.500	52	16Bet Cet	2.0370	4500.0	87	19120	No
170	GOM_NL__2PRFIN20051026_195213_000000362042_00028_19120_7951.N1	26-OCT-2005 19:52:13	Bright	35.500	140	88Gam Peg	2.8340	26000.	71	19120	No
171	GOM_NL__2PRFIN20051026_195606_000000362042_00028_19120_7952.N1	26-OCT-2005 19:56:06	Bright	35.500	58	21Alp And	2.0730	11000.	71	19120	No
172	GOM_NL__2PRFIN20051026_200341_000000372042_00028_19120_7953.N1	26-OCT-2005 20:03:41	Bright	36.500	68	18Alp Cas	2.2250	4500.0	73	19120	No
173	GOM_NL__2PRFIN20051026_200456_000000372042_00028_19120_7954.N1	26-OCT-2005 20:04:56	Bright	36.500	76	27Gam Cas	2.3000	30000.	73	19120	No
174	GOM_NL__2PRFIN20051026_201257_000000362042_00028_19120_7955.N1	26-OCT-2005 20:12:57	Bright	36.000	49	1Alp UMi	1.9900	6300.0	72	19120	No
175	GOM_NL__2PRFIN20051026_201633_000000372042_00028_19120_7956.N1	26-OCT-2005 20:16:33	Bright	36.500	60	7Bet UMi	2.0810	3950.0	73	19120	No
176	GOM_NL__2PRFIN20051026_202230_000000362042_00028_19120_7957.N1	26-OCT-2005 20:22:30	Bright	35.500	32	77Eps UMa	1.7630	11000.	71	19120	No
177	GOM_NL__2PRFIN20051026_202721_000000342042_00028_19120_7958.N1	26-OCT-2005 20:27:21	Bright	33.500	152	12Alp2CVn	2.8900	11000.	67	19120	No
178	GOM_NL__2PRFIN20051026_203442_000000432042_00028_19120_7959.N1	26-OCT-2005 20:34:42	Bright	43.000	62	94Bet Leo	2.1360	9700.0	86	19120	No
179	GOM_NL__2PRFIN20051026_205309_000000382042_00028_19120_7960.N1	26-OCT-2005 20:53:09	Dark	38.000	113	Mu Vel	2.6920	5000.0	76	19120	No
180	GOM_NL__2PRFIN20051026_205641_000000392042_00029_19121_7947.N1	26-OCT-2005 20:56:41	Dark	39.000	91	Kap Vel	2.4900	26000.	78	19121	No
181	GOM_NL__2PRFIN20051026_211034_000000382042_00029_19121_7948.N1	26-OCT-2005 21:10:34	Dark	38.000	143	Alp Hyi	2.8570	7200.0	76	19121	No
182	GOM_NL__2PRFIN20051026_211158_000000382042_00029_19121_7949.N1	26-OCT-2005 21:11:58	Dark	38.000	9	Alp Eri	0.45300	24000.	76	19121	No
183	GOM_NL__2PRFIN20051026_212321_000000422042_00029_19121_7950.N1	26-OCT-2005 21:23:21	Straylight	42.000	52	16Bet Cet	2.0370	4500.0	84	19121	No
184	GOM_NL__2PRFIN20051026_213249_000000342042_00029_19121_7951.N1	26-OCT-2005 21:32:49	Bright	34.000	140	88Gam Peg	2.8340	26000.	68	19121	No
185	GOM_NL__2PRFIN20051026_213642_000000362042_00029_19121_7952.N1	26-OCT-2005 21:36:42	Bright	35.500	58	21Alp And	2.0730	11000.	71	19121	No
186	GOM_NL__2PRFIN20051026_214417_000000372042_00029_19121_7953.N1	26-OCT-2005 21:44:17	Bright	37.000	68	18Alp Cas	2.2250	4500.0	74	19121	No
187	GOM_NL__2PRFIN20051026_214532_000000352042_00029_19121_7954.N1	26-OCT-2005 21:45:32	Bright	35.000	76	27Gam Cas	2.3000	30000.	70	19121	No
188	GOM_NL__2PRFIN20051026_215333_000000362042_00029_19121_7955.N1	26-OCT-2005 21:53:33	Bright	35.500	49	1Alp UMi	1.9900	6300.0	71	19121	No
189	GOM_NL__2PRFIN20051026_215709_000000332042_00029_19121_7956.N1	26-OCT-2005 21:57:09	Bright	32.500	60	7Bet UMi	2.0810	3950.0	65	19121	No
190	GOM_NL__2PRFIN20051026_220306_000000362042_00029_19121_7957.N1	26-OCT-2005 22:03:06	Bright	36.000	32	77Eps UMa	1.7630	11000.	72	19121	No
191	GOM_NL__2PRFIN20051026_221518_000000392042_00029_19121_7958.N1	26-OCT-2005 22:15:18	Bright	39.000	62	94Bet Leo	2.1360	9700.0	78	19121	No
192	GOM_NL__2PRFIN20051026_223345_000000422042_00029_19121_7959.N1	26-OCT-2005 22:33:45	Dark	41.500	113	Mu Vel	2.6920	5000.0	83	19121	No
193	GOM_NL__2PRFIN20051026_223718_000000392042_00030_19122_7947.N1	26-OCT-2005 22:37:18	Dark	38.500	91	Kap Vel	2.4900	26000.	77	19122	No
194	GOM_NL__2PRFIN20051026_225110_000000382042_00030_19122_7948.N1	26-OCT-2005 22:51:10	Dark	37.500	143	Alp Hyi	2.8570	7200.0	75	19122	No
195	GOM_NL__2PRFIN20051026_225234_000000412042_00030_19122_7949.N1	26-OCT-2005 22:52:34	Dark	41.000	9	Alp Eri	0.45300	24000.	82	19122	No
196	GOM_NL__2PRFIN20051026_230357_000000412042_00030_19122_7950.N1	26-OCT-2005 23:03:57	Straylight	40.500	52	16Bet Cet	2.0370	4500.0	81	19122	No
197	GOM_NL__2PRFIN20051026_231325_000000362042_00030_19122_7951.N1	26-OCT-2005 23:13:25	Bright	36.000	140	88Gam Peg	2.8340	26000.	72	19122	No
198	GOM_NL__2PRFIN20051026_231718_000000362042_00030_19122_7952.N1	26-OCT-2005 23:17:18	Bright	35.500	58	21Alp And	2.0730	11000.	71	19122	No
199	GOM_NL__2PRFIN20051026_232453_000000372042_00030_19122_7953.N1	26-OCT-2005 23:24:53	Bright	37.000	68	18Alp Cas	2.2250	4500.0	74	19122	No
200	GOM_NL__2PRFIN20051026_232608_000000362042_00030_19122_7954.N1	26-OCT-2005 23:26:08	Bright	35.500	76	27Gam Cas	2.3000	30000.	71	19122	No
201	GOM_NL__2PRFIN20051026_233409_000000362042_00030_19122_7955.N1	26-OCT-2005 23:34:09	Bright	36.000	49	1Alp UMi	1.9900	6300.0	72	19122	No
202	GOM_NL__2PRFIN20051026_233745_000000372042_00030_19122_7956.N1	26-OCT-2005 23:37:45	Bright	36.500	60	7Bet UMi	2.0810	3950.0	73	19122	No
203	GOM_NL__2PRFIN20051026_234342_000000362042_00030_19122_7957.N1	26-OCT-2005 23:43:42	Bright	35.500	32	77Eps UMa	1.7630	11000.	71	19122	No
204	GOM_NL__2PRFIN20051026_234833_000000512042_00030_19122_7958.N1	26-OCT-2005 23:48:33	Bright	51.000	152	12Alp2CVn	2.8900	11000.	102	19122	No
205	GOM_NL__2PRFIN20051026_235554_000000322042_00030_19122_7959.N1	26-OCT-2005 23:55:54	Bright	31.500	62	94Bet Leo	2.1360	9700.0	63	19122	No

3. Quality information per product

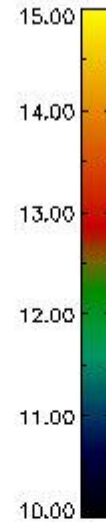
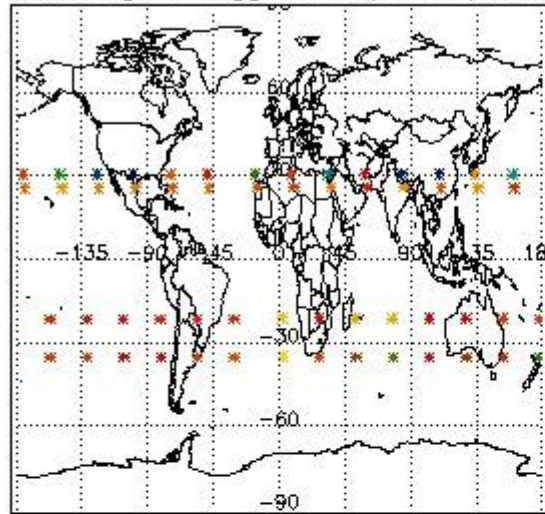
In this section it is plotted some information contained in the Quality Summary data set of the level 2 products. Only products in dark limb conditions and without errors (error flag in the MPH set to "0") are used.

3.1 Plot quality information per product (time dependant)

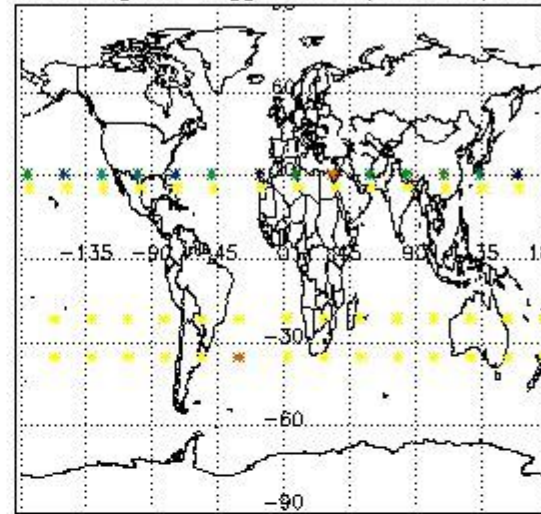


3.2 Plot quality information per product (world map)

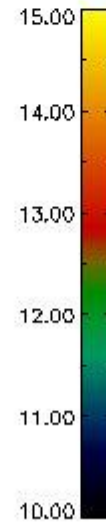
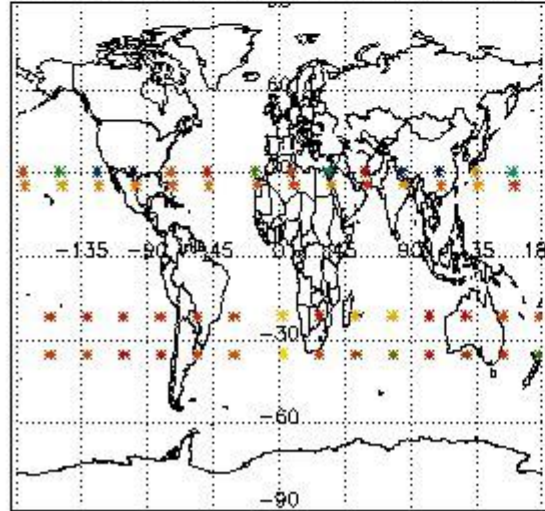
Percentage of flagged data per O3 profile



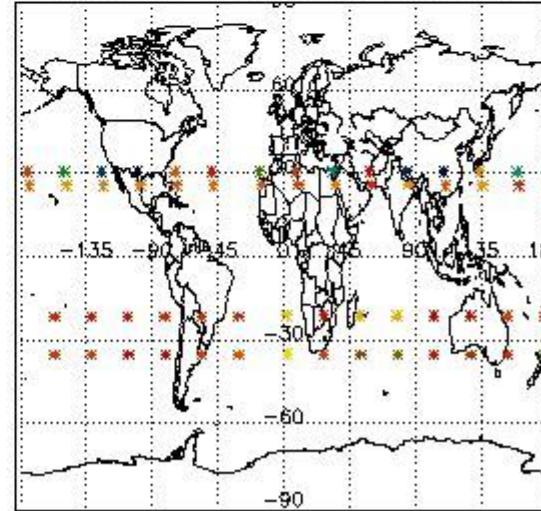
Percentage of flagged data per H2O profile



Percentage of flagged data per NO2 profile



Percentage of flagged data per NO3 profile

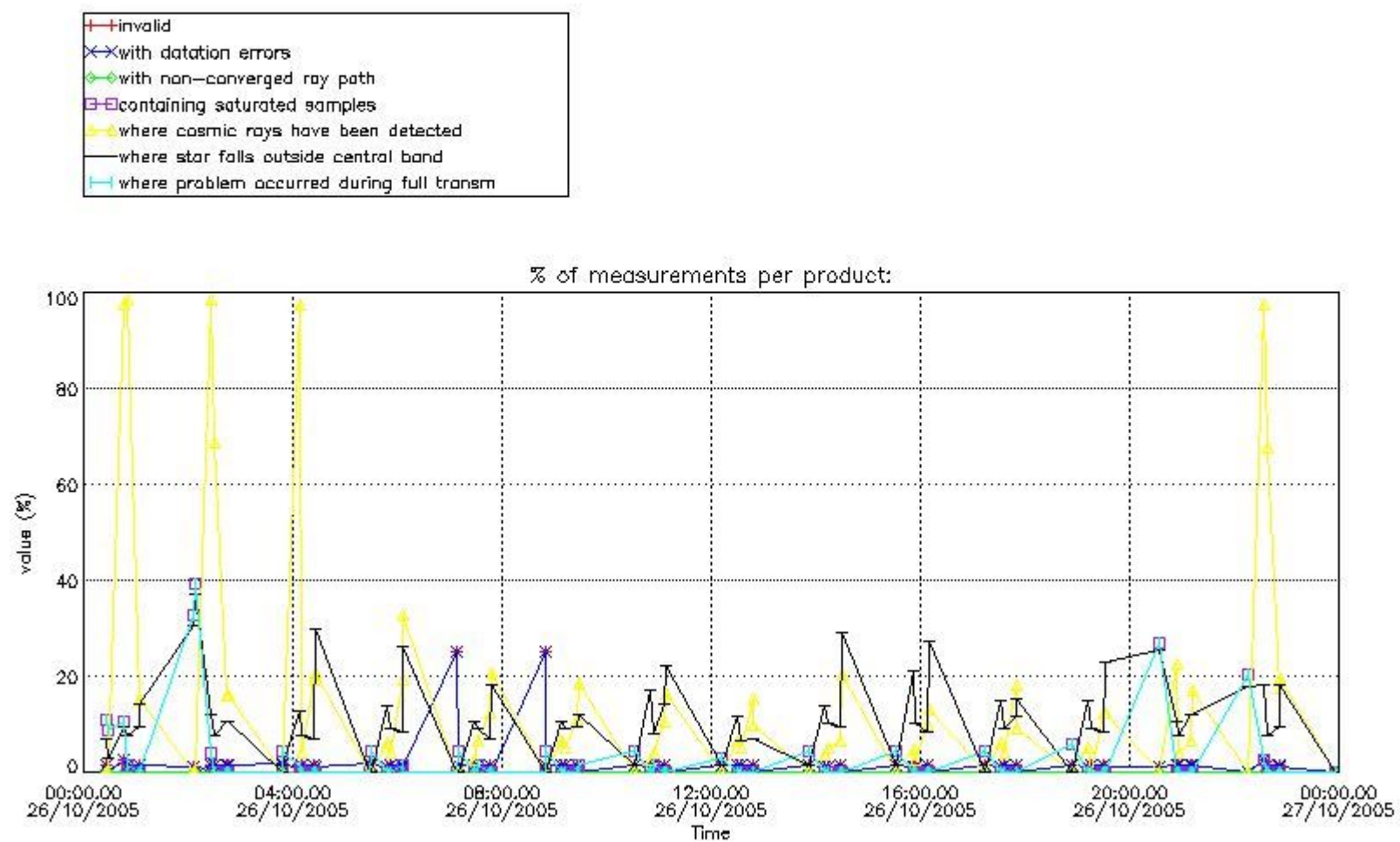


4. Level 1 quality information per product

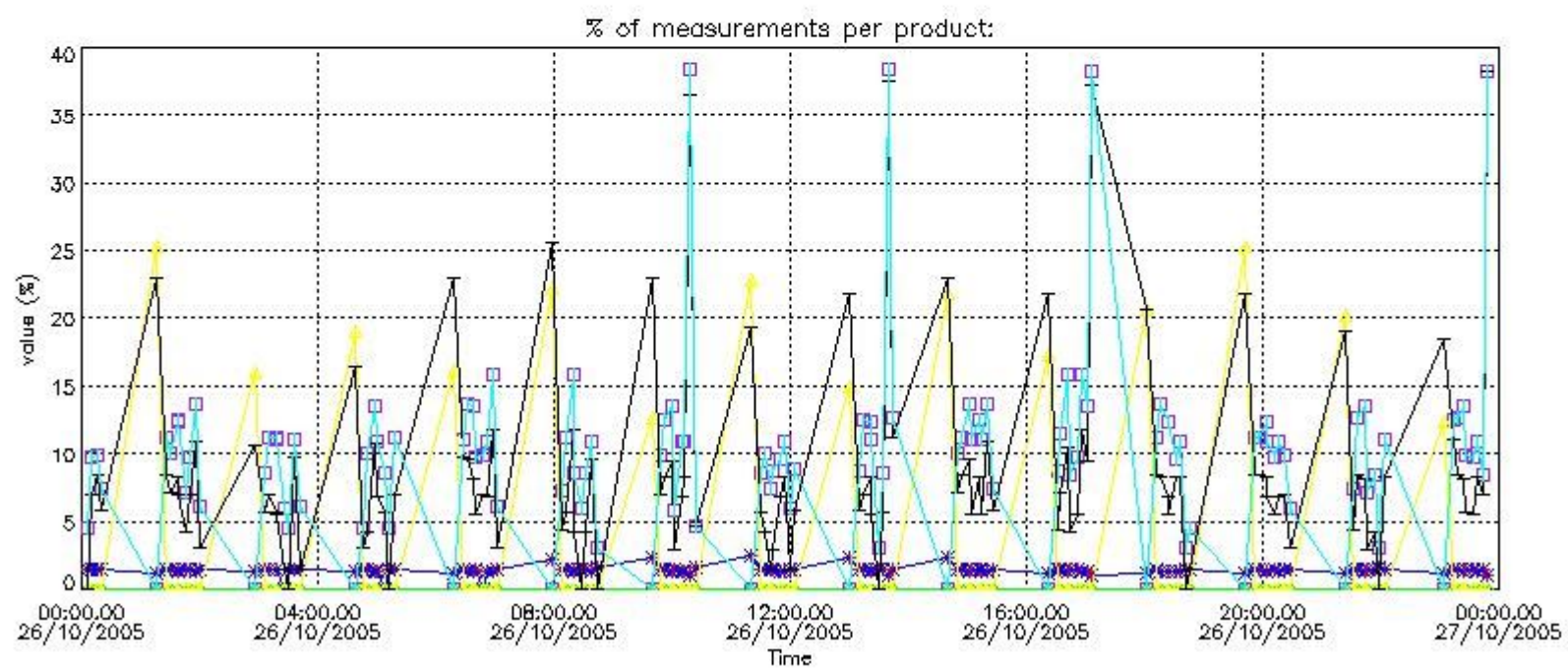
In this section it is plotted some information contained in the Quality Summary data set of the level 2 products that comes from the level 1b processing. Products without errors (error flag in the MPH set to "0") are used.

4.1 Plot quality information per product (time dependant) coming from level 1b processing

4.1.1 Plot level 1 quality information per product (time dependant): ENVISAT ASCENDING passes



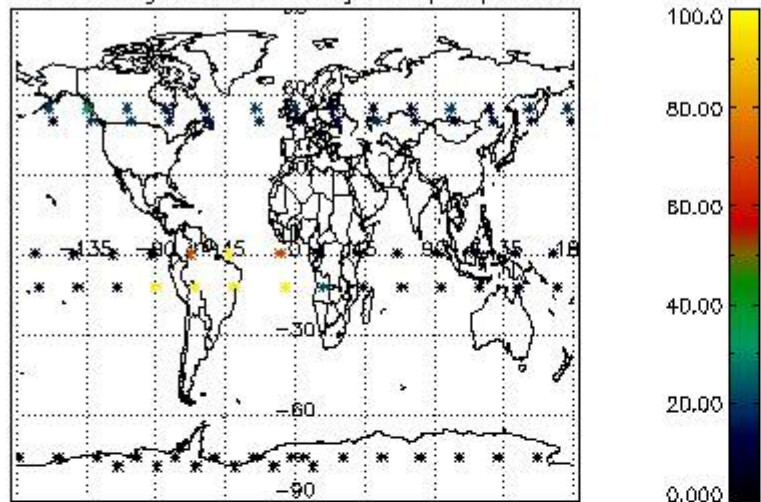
4.1.2 Plot level 1 quality information per product (time dependant): ENVI SAT DESCENDING passes



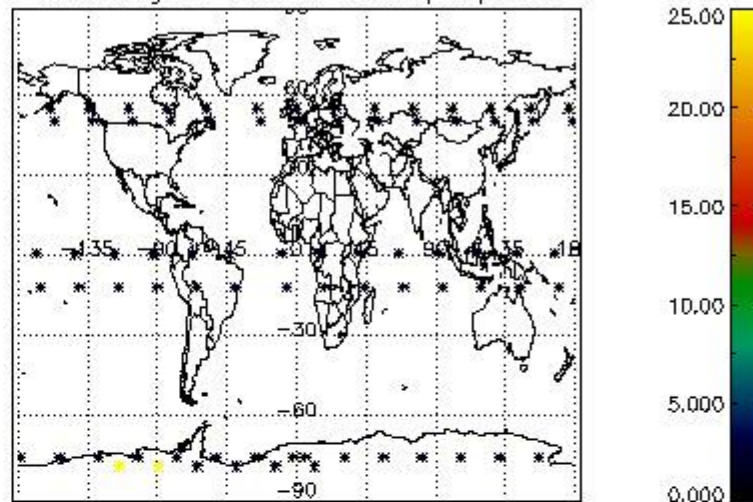
4.2 Plot quality information per product coming from level 1b processing (world map)

4.2.1 Plot level 1 quality information per product (world map): ENVISAT ASCENDING passes

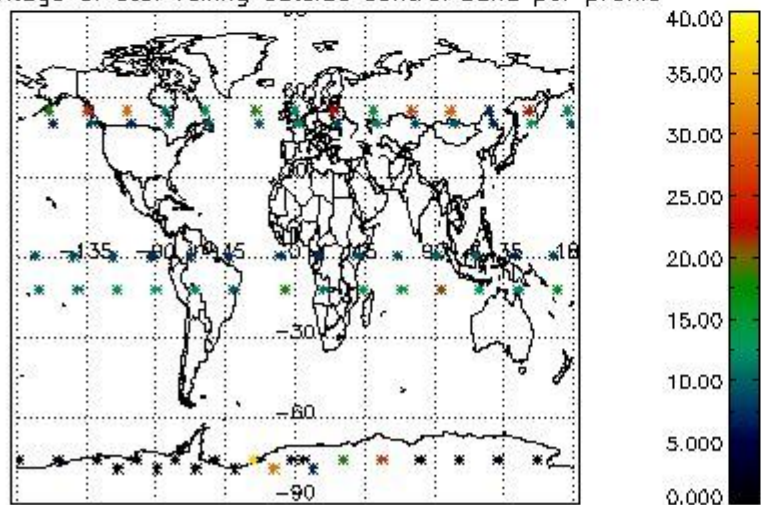
Percentage of cosmic ray hits per profile



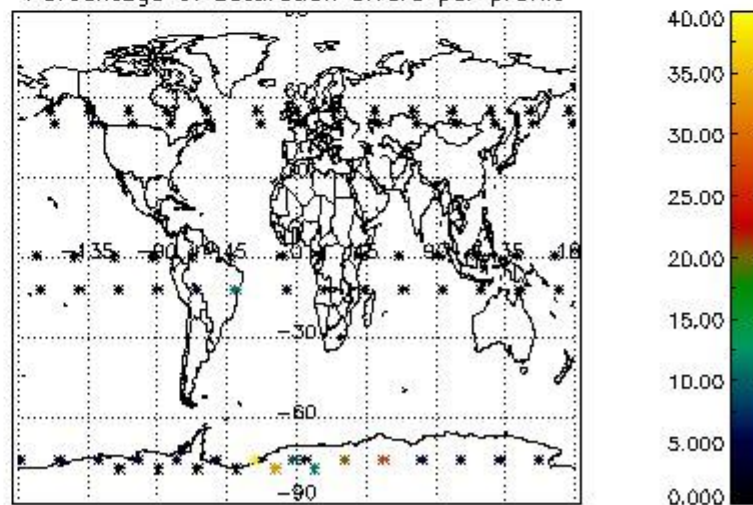
Percentage of datation errors per profile



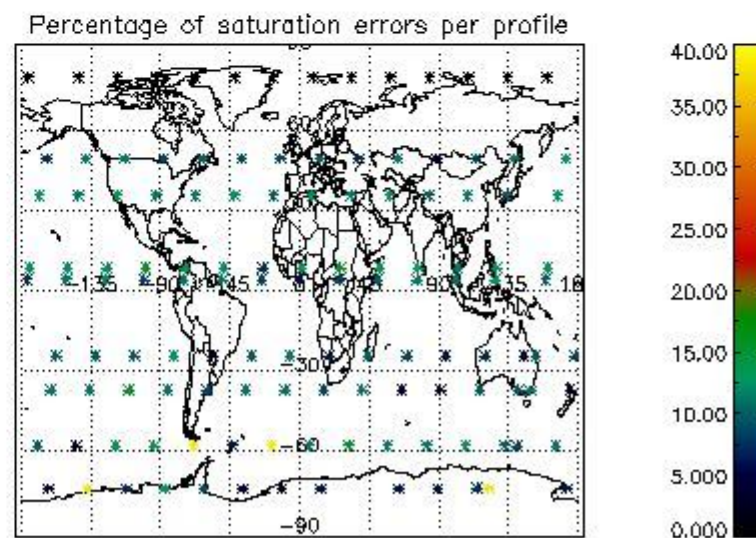
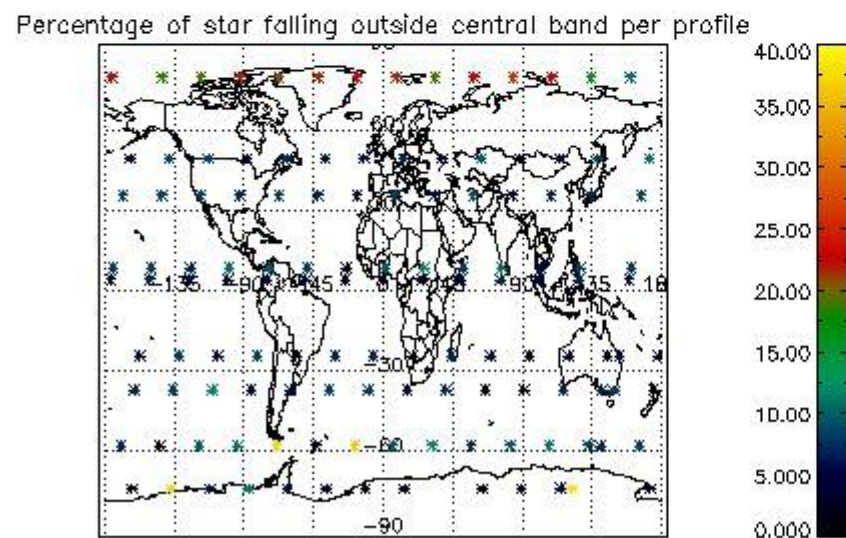
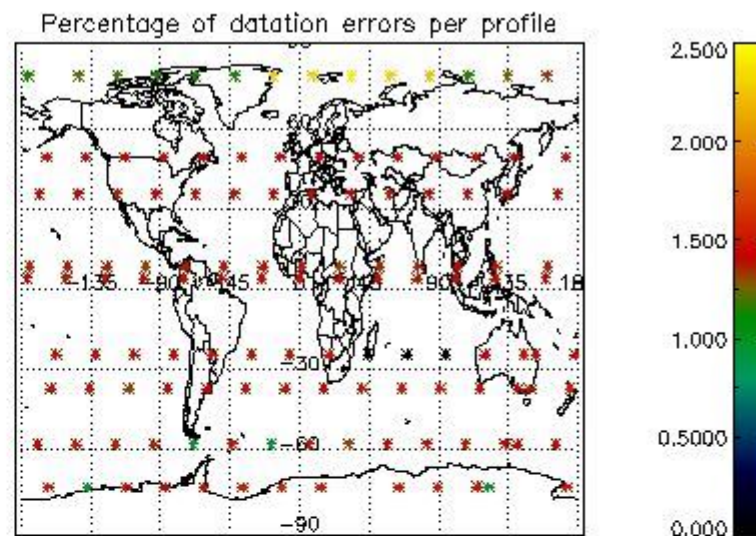
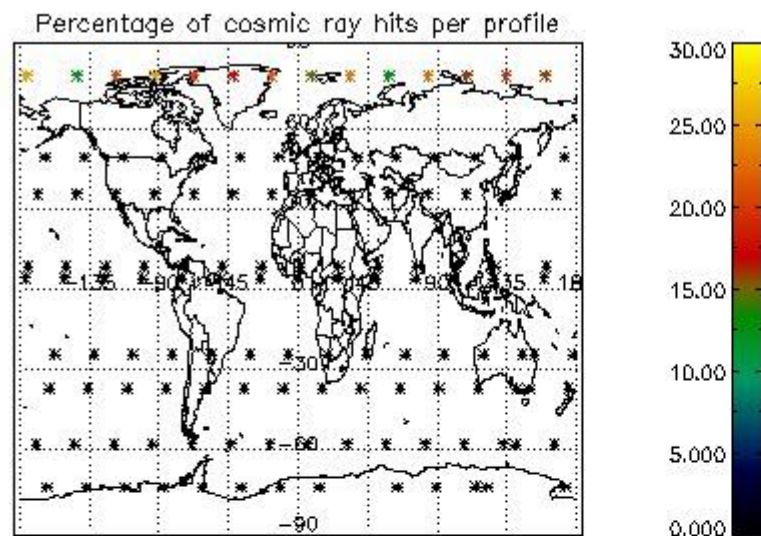
Percentage of star falling outside central band per profile



Percentage of saturation errors per profile



4.2.2 Plot level 1 quality information per product (world map): ENVISAT DESCENDING passes



5. Trace gas profiles

5.1 Ozone statistics based on quality of products

The final quality of the products can be "measured" using the STD (Standard Deviation) attached to every point profile. This information is written to the parameter GOM_NL__2P/NL_LOCAL_SPECIES_DENSITY/o3_std of the level 2 products. The table below shows the statistics for given STD ranges.

The statistics are given with respect to the overall valid production:

- Products without fatal errors: GOM_NL__2P/MPH/PRODUCT_ERR=0
- Valid point profile: GOM_NL__2P/NL_LOCAL_SPECIES_DENSITY/pcd(0)=0

The 'Criteria' is applied to valid points of dark limb products:

- Products in dark limb illumination condition: GOM_NL__2P/NL_SUMMARY_QUALITY/obs_ill_cond=0
- Products without fatal errors: GOM_NL__2P/MPH/PRODUCT_ERR=0
- Valid point profile: GOM_NL__2P/NL_LOCAL_SPECIES_DENSITY/pcd(0)=0

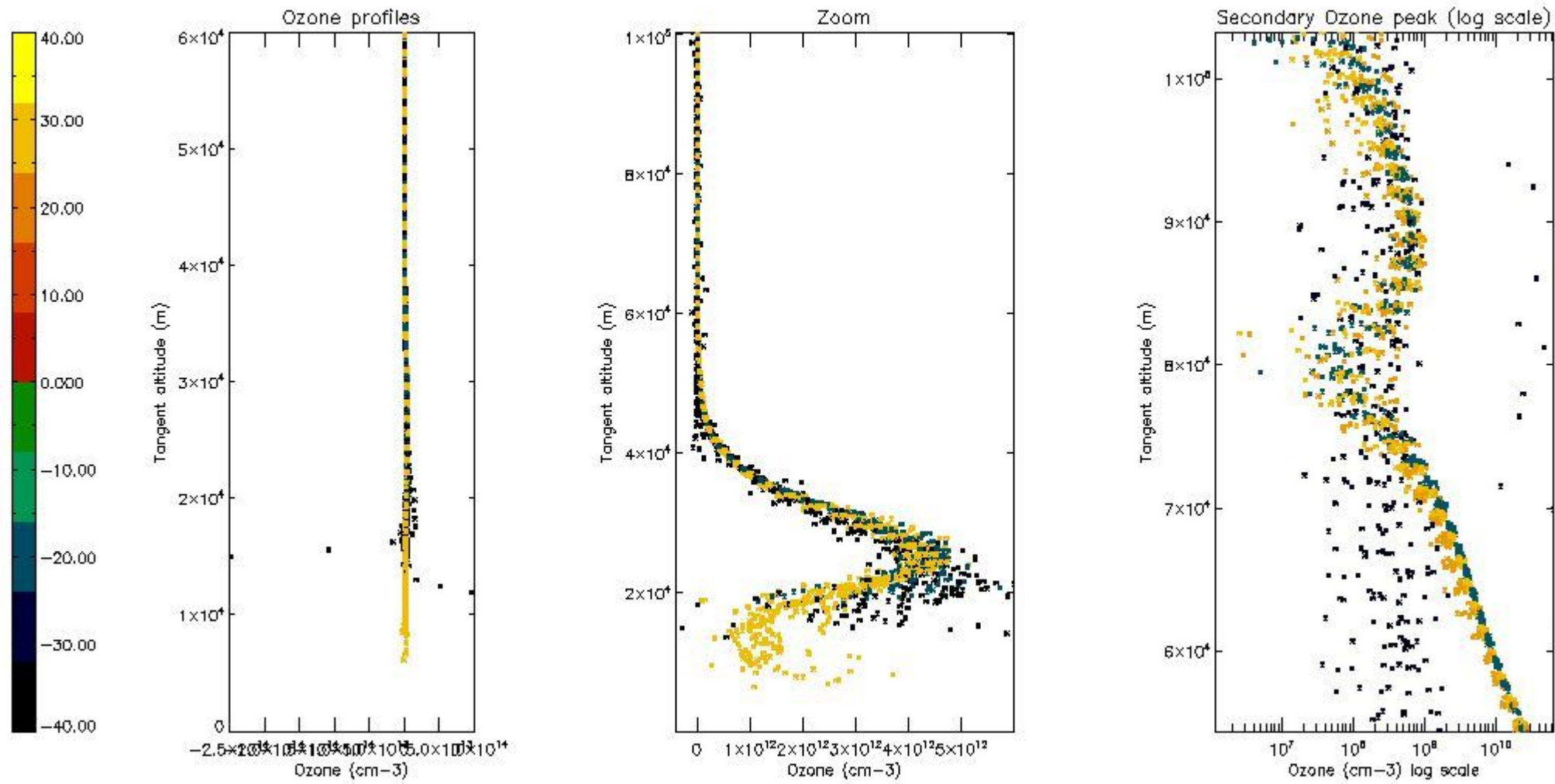
So, the table below shows the percentage of dark limb and valid observations for each criteria with respect to the overall valid daily observations.

Criteria	% of total production
All STD	30
STD < 20	18

STD < 10	14
STD < 5	8

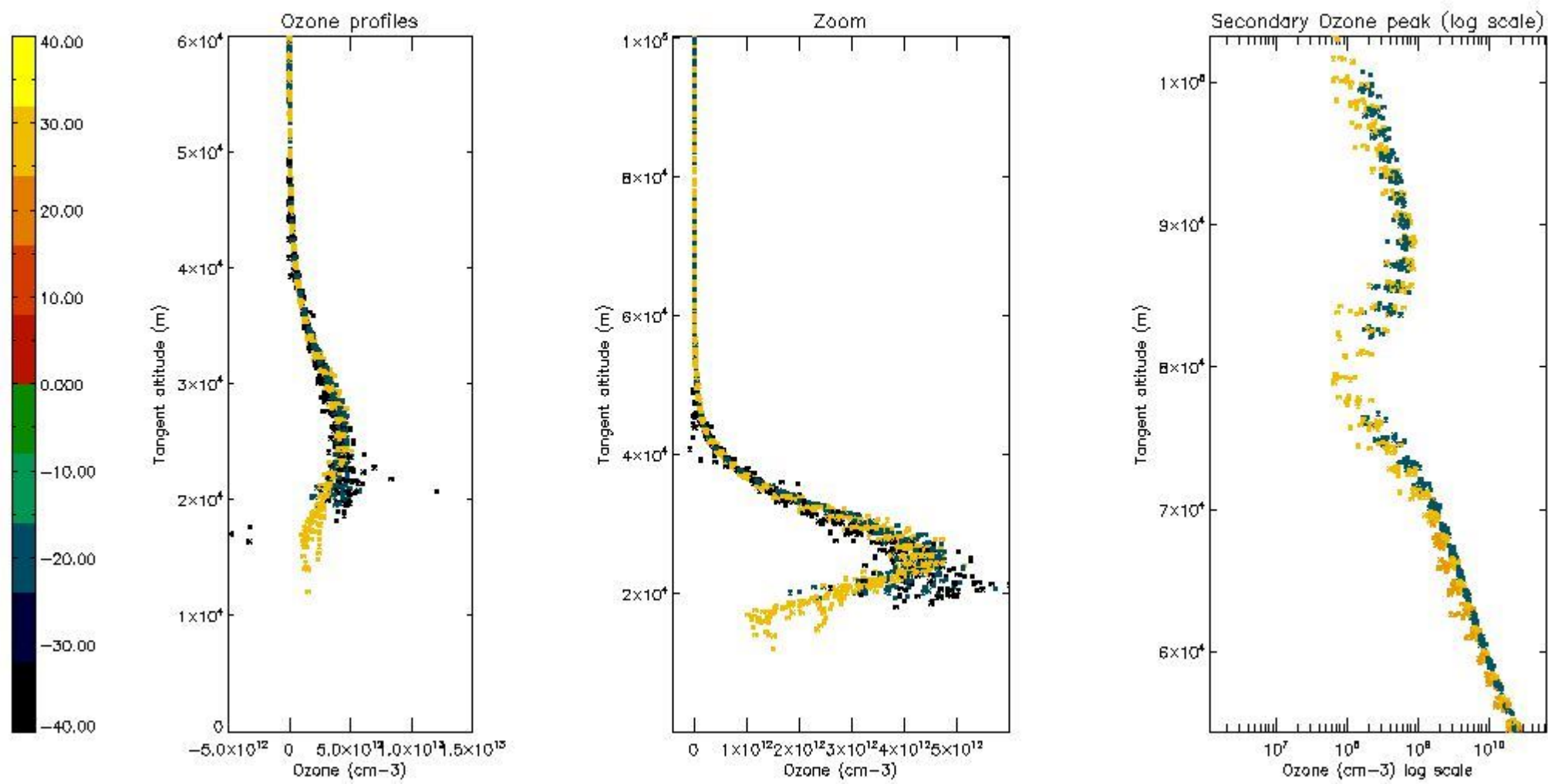
5.2 Plot ozone profiles for all STD (dark without errors)

The colorbar represents the latitude.



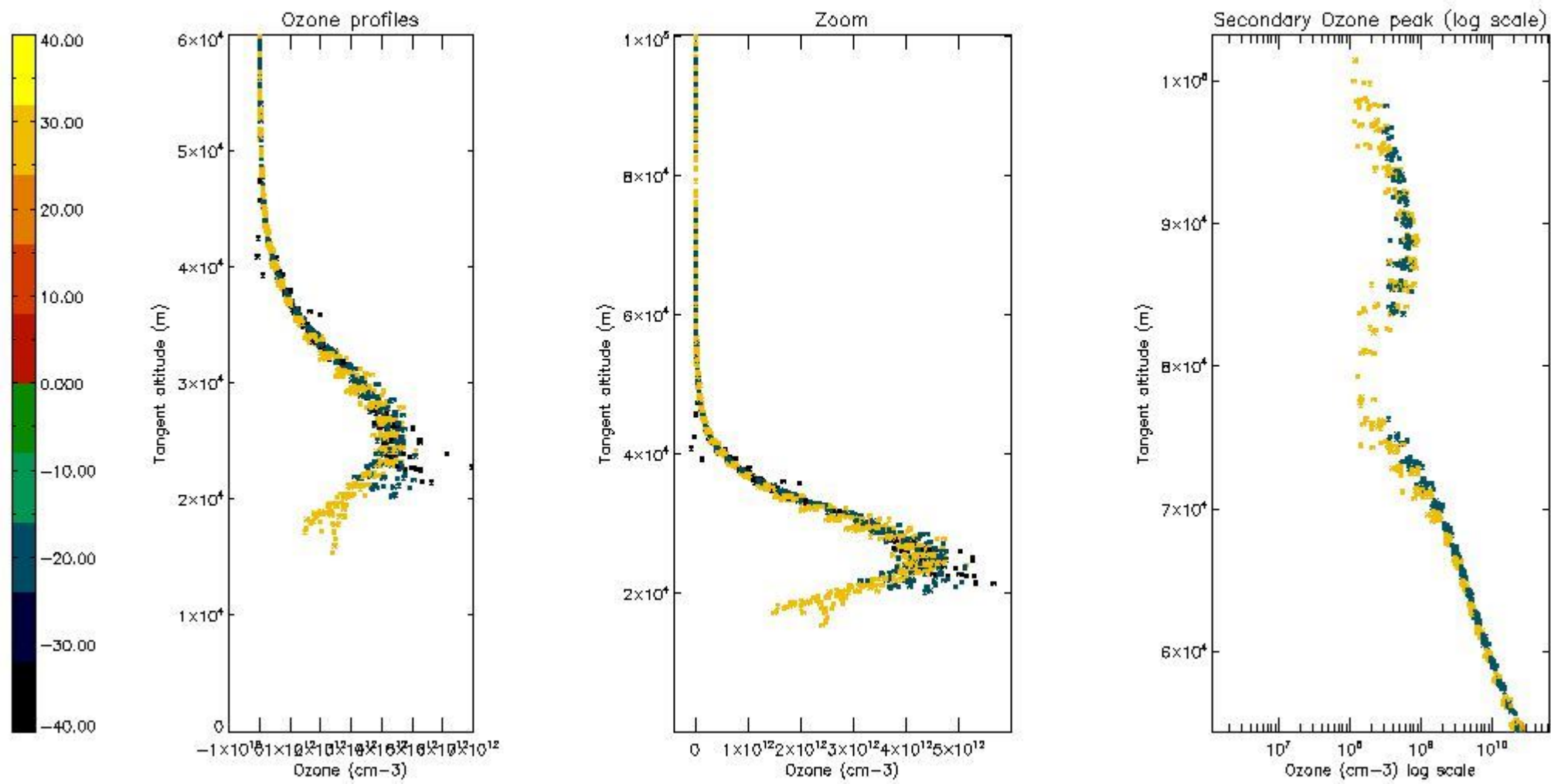
5.3 Plot ozone profiles where STD < 20% (dark without errors)

The colorbar represents the latitude.



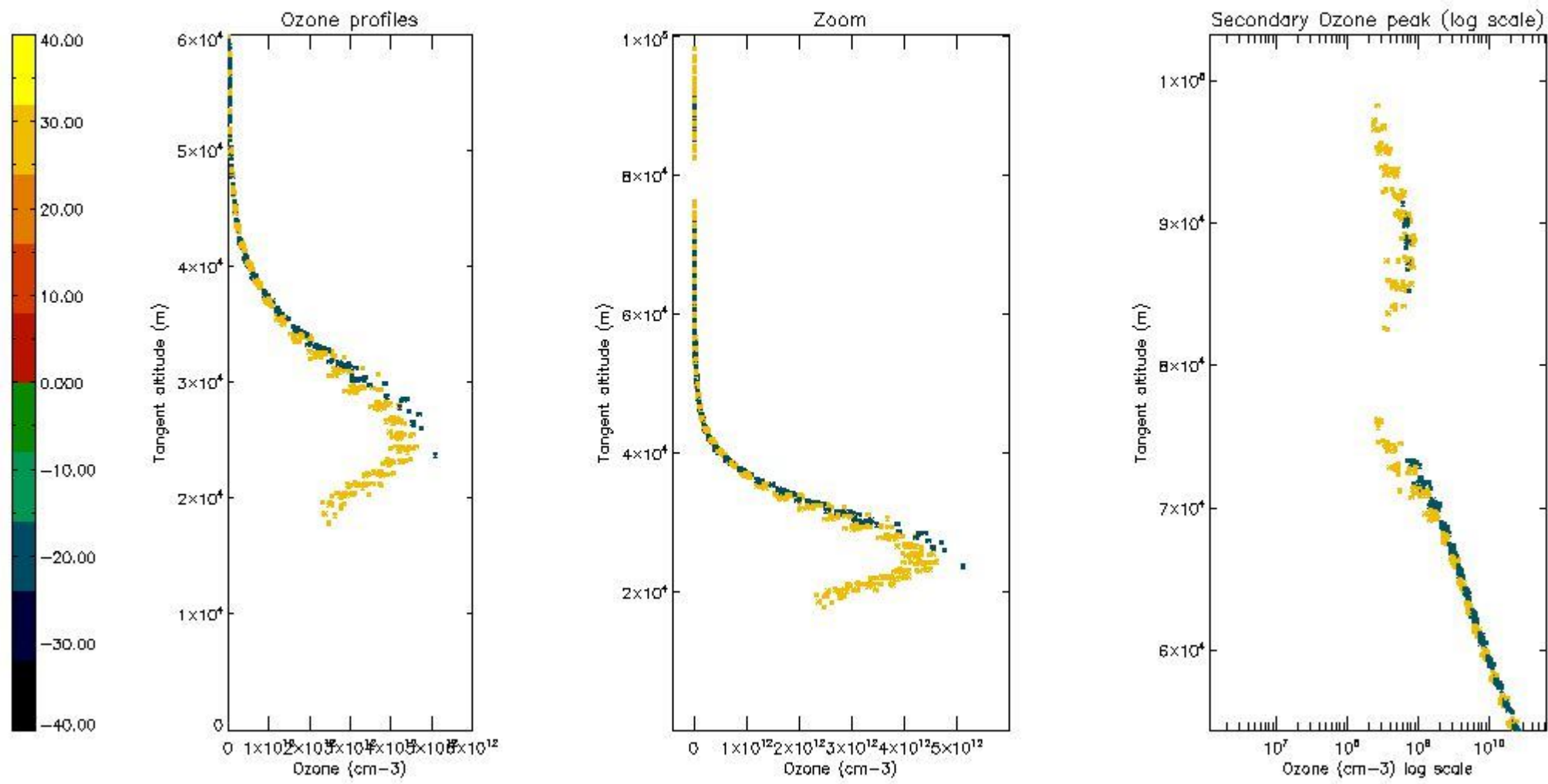
5.4 Plot ozone profiles where STD < 10% (dark without errors)

The colorbar represents the latitude.



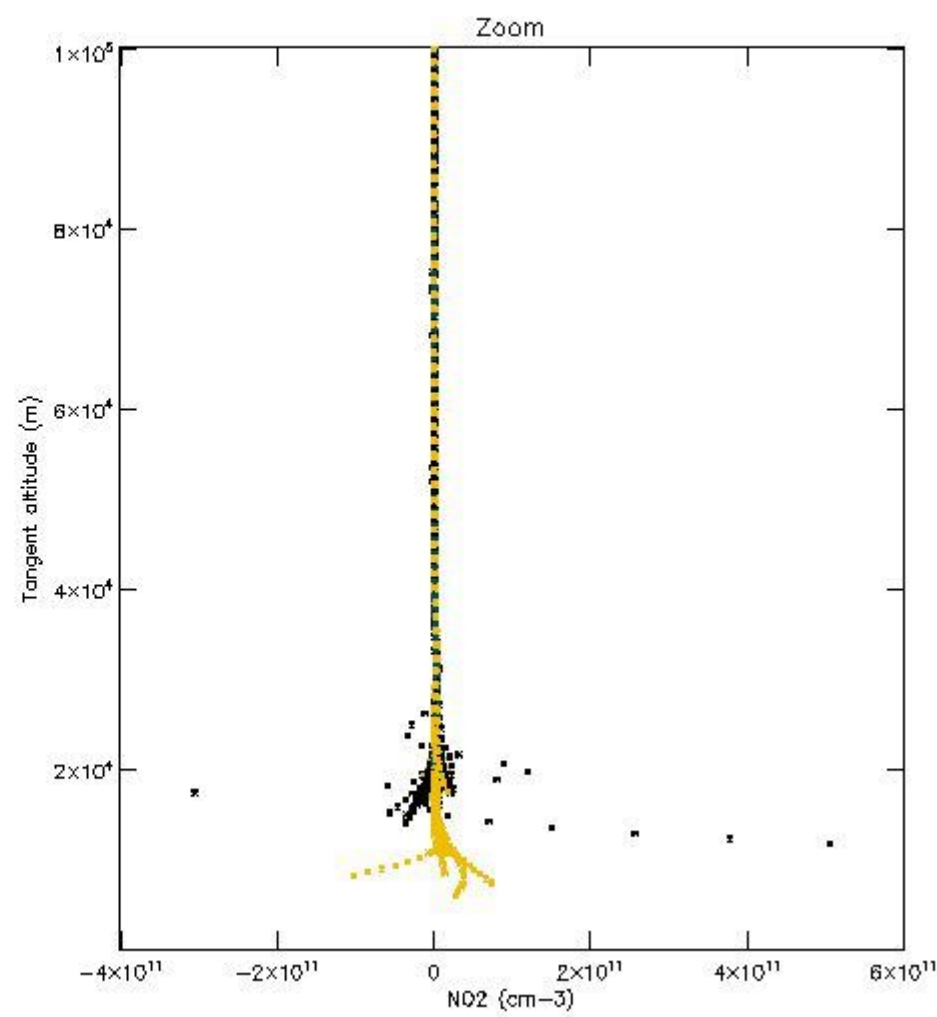
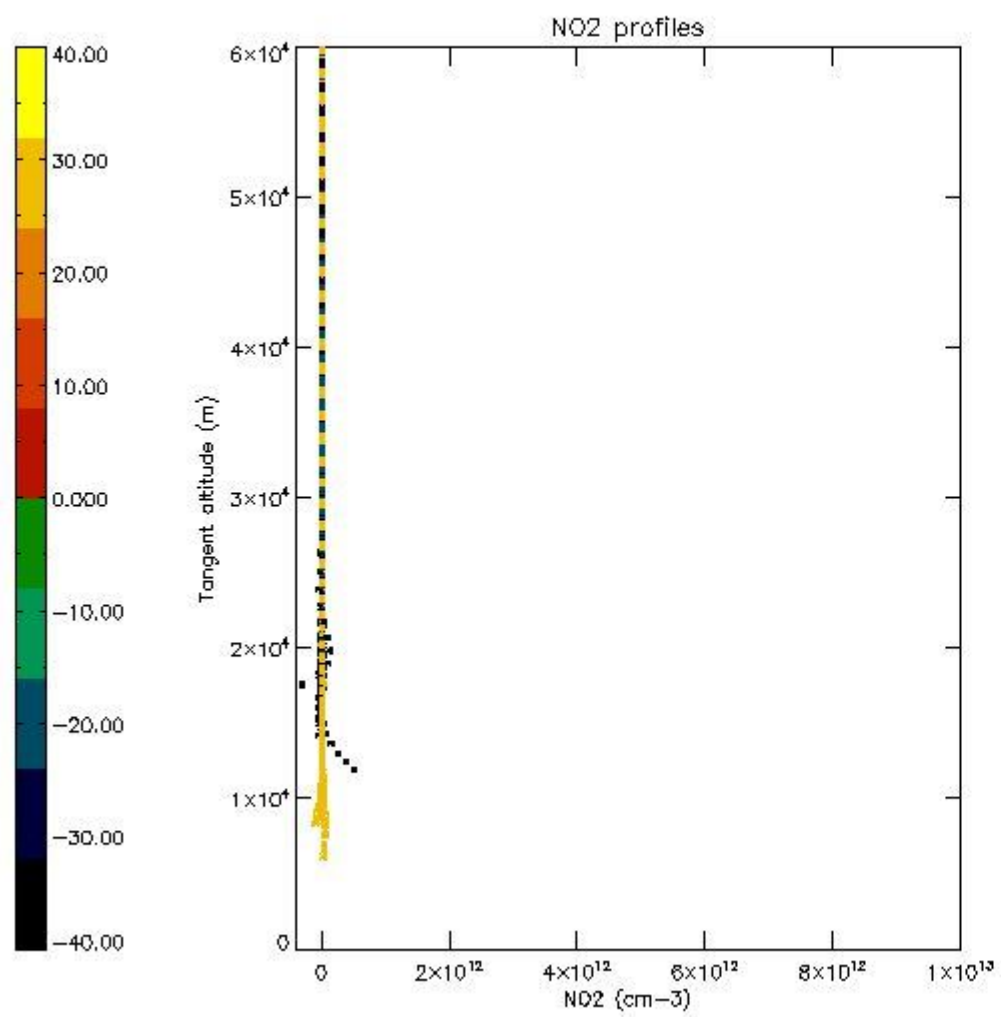
5.5 Plot ozone profiles where STD < 5% (dark without errors)

The colorbar represents the latitude.



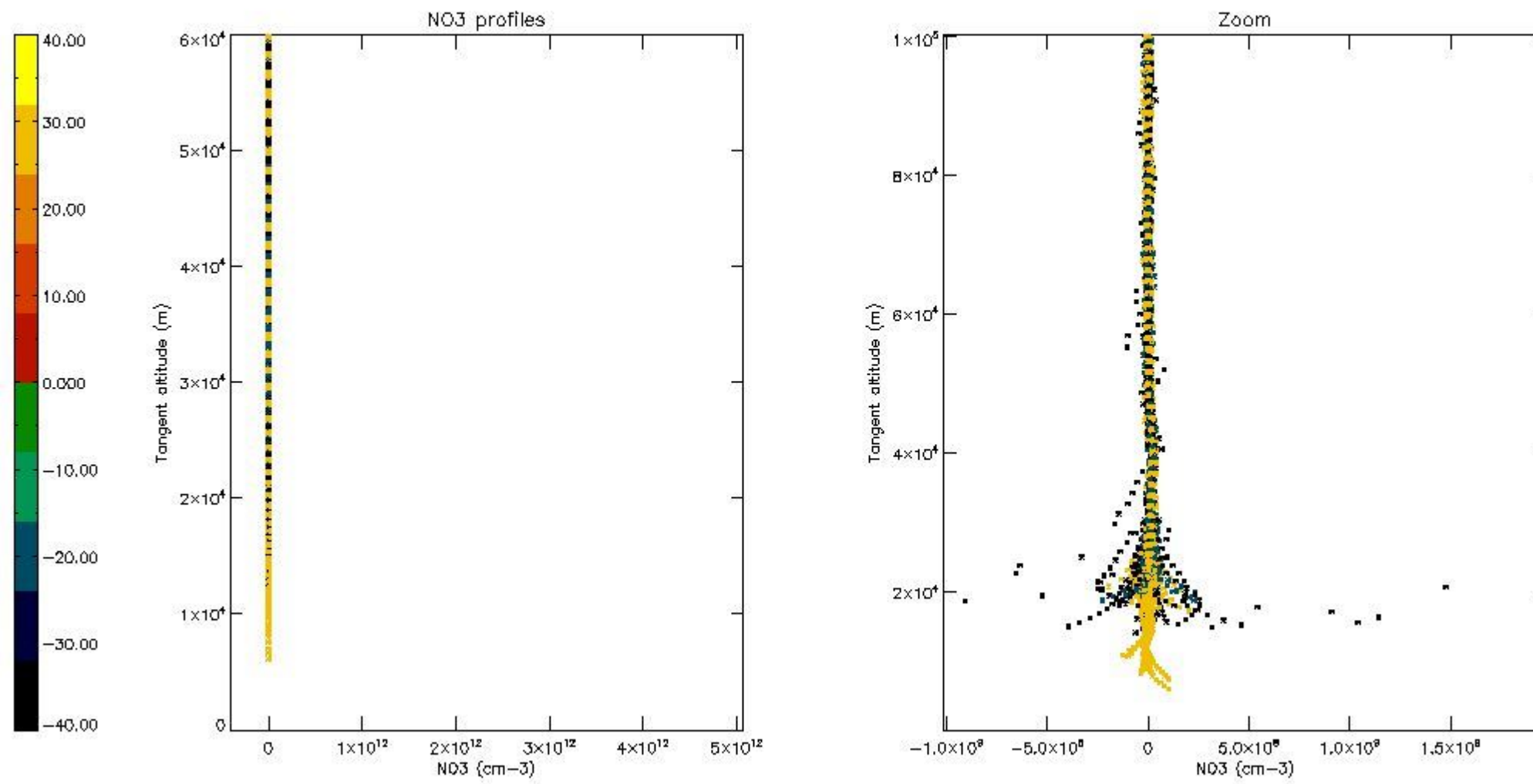
5.6 Plot NO₂ profiles for all STD (dark without errors)

The colorbar represents the latitude.



5.7 Plot NO3 profiles for all STD (dark without errors)

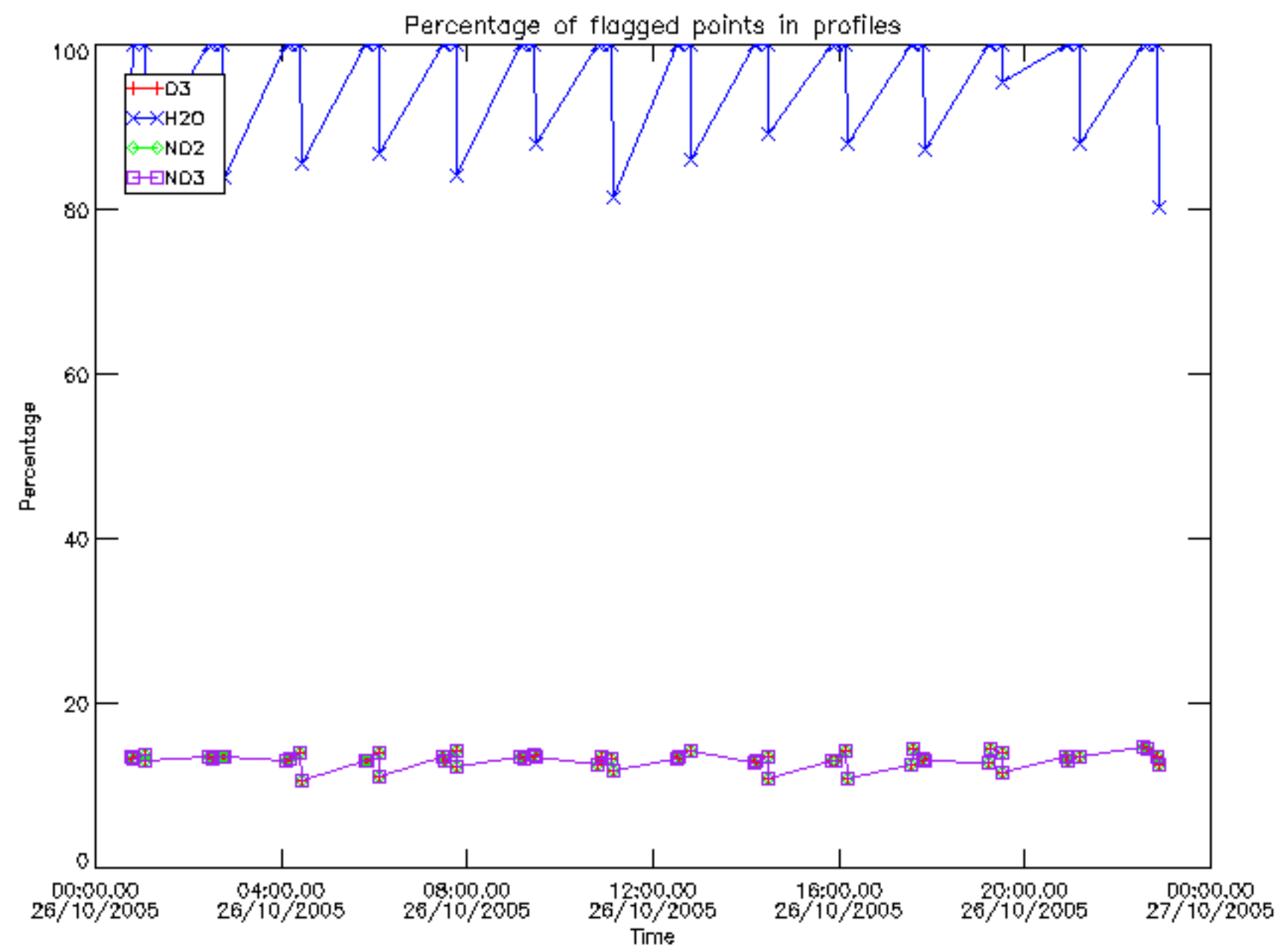
The colorbar represents the latitude.



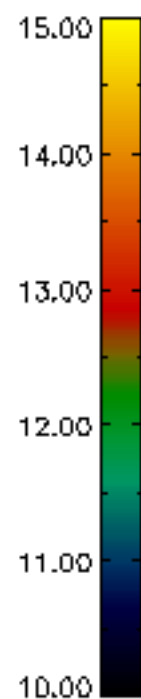
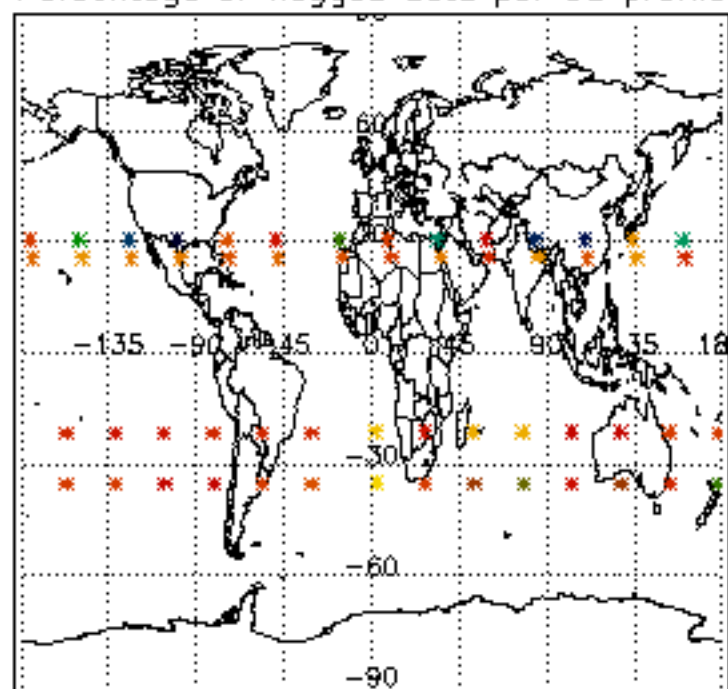
6. Auxiliary Data Files used for the production reported in section 2

The number reported in the third column indicates since which file (see list in section 2) the corresponding auxiliary file has been used. The fourth column is the date of those product files.

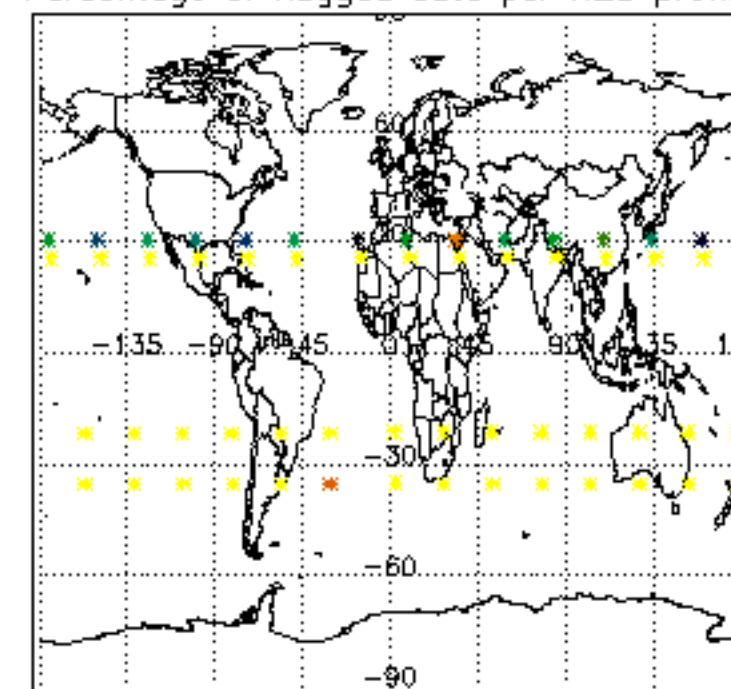
Type	Auxiliary Filename	Used since product	Used since product date
INST_PHYS_CHARACTERISTICS	GOM_INS_AXVIEC20091111_143220_20030716_120000_20500101_000000	1	26-OCT-2005 00:05:46
LEVEL-2_PROC_CONFIG	GOM_PR2_AXVIEC20091111_152718_20020301_000000_20500101_000000	1	26-OCT-2005 00:05:46
CROSS_SECTIONS_FILE	GOM_CRS_AXVIEC20091111_154832_20020301_000000_20500101_000000	1	26-OCT-2005 00:05:46



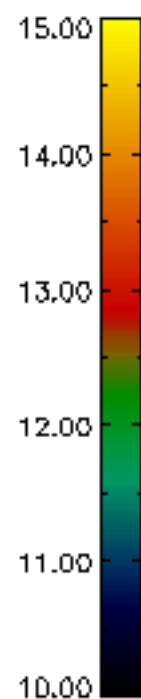
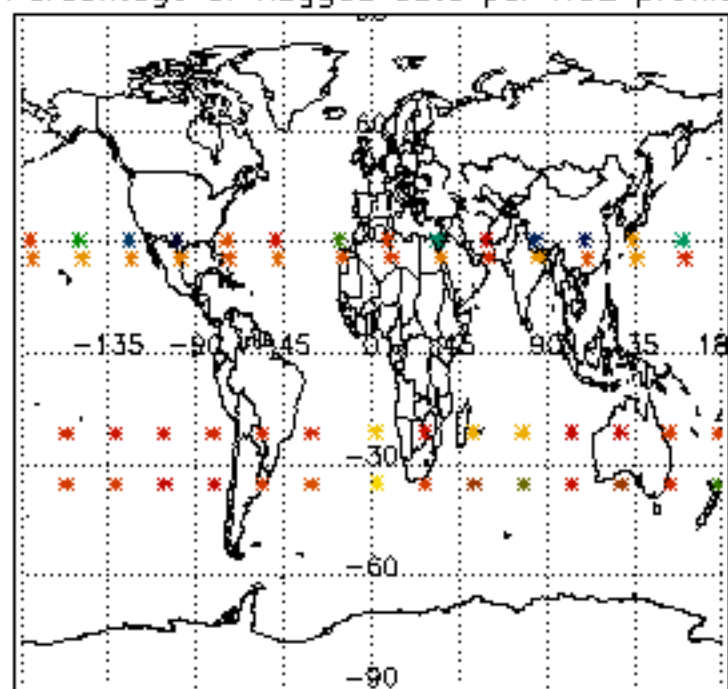
Percentage of flagged data per D3 profile



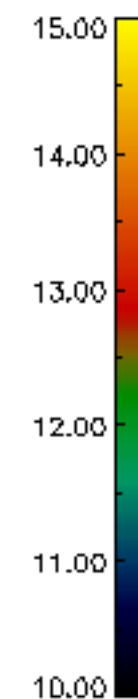
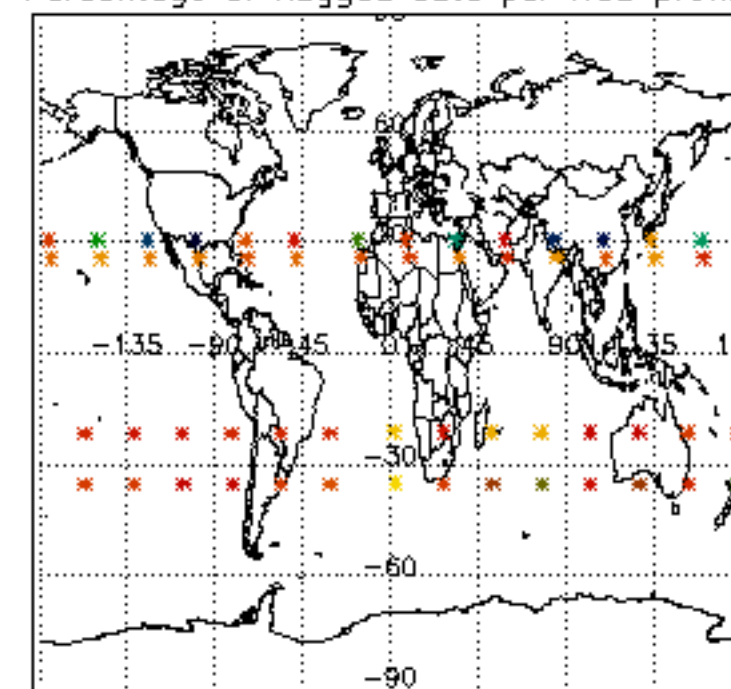
Percentage of flagged data per H2O profile

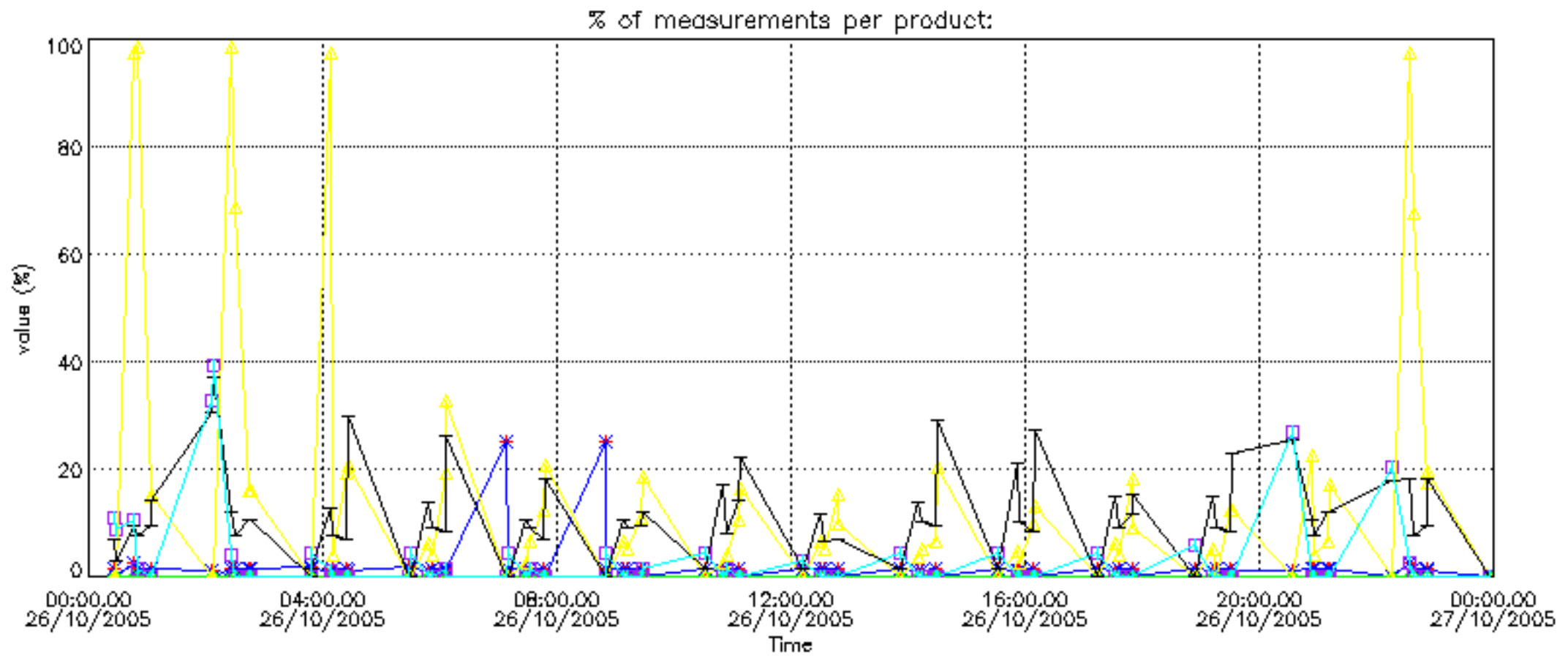


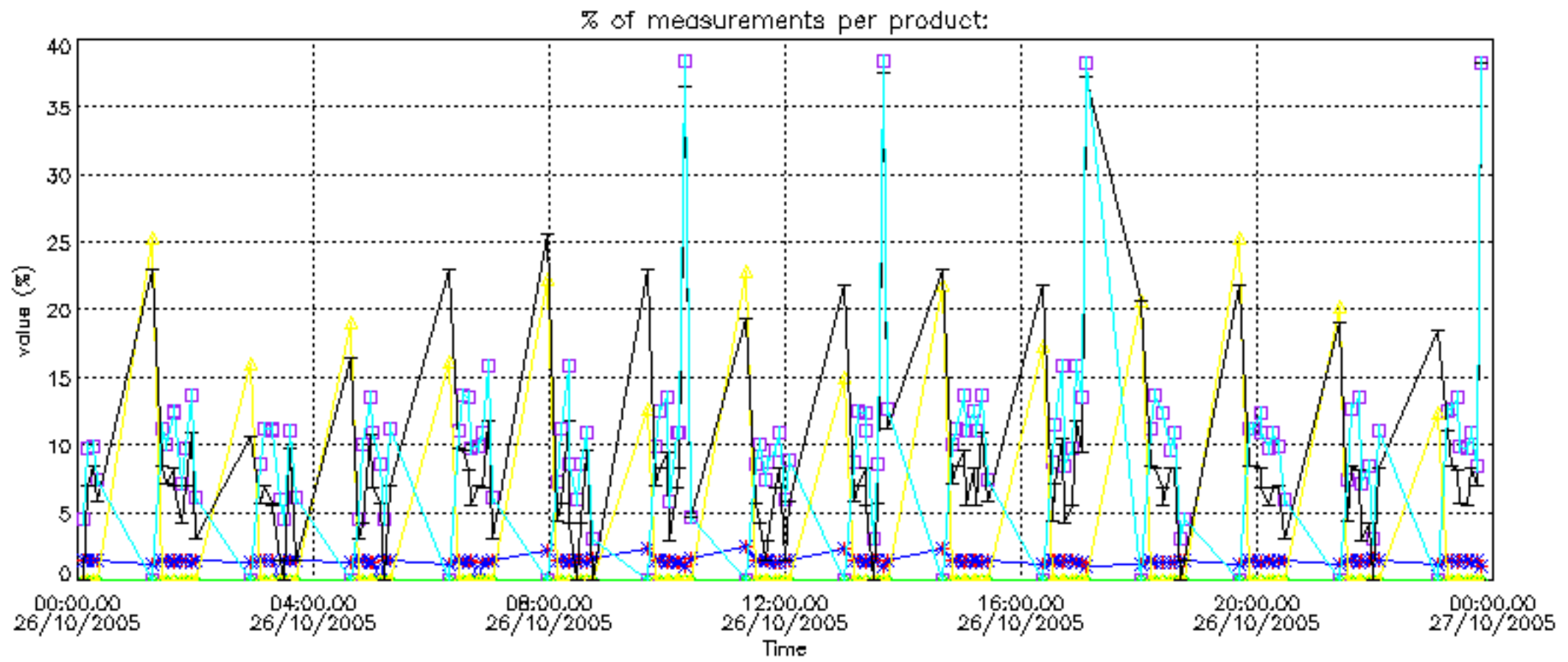
Percentage of flagged data per NO2 profile



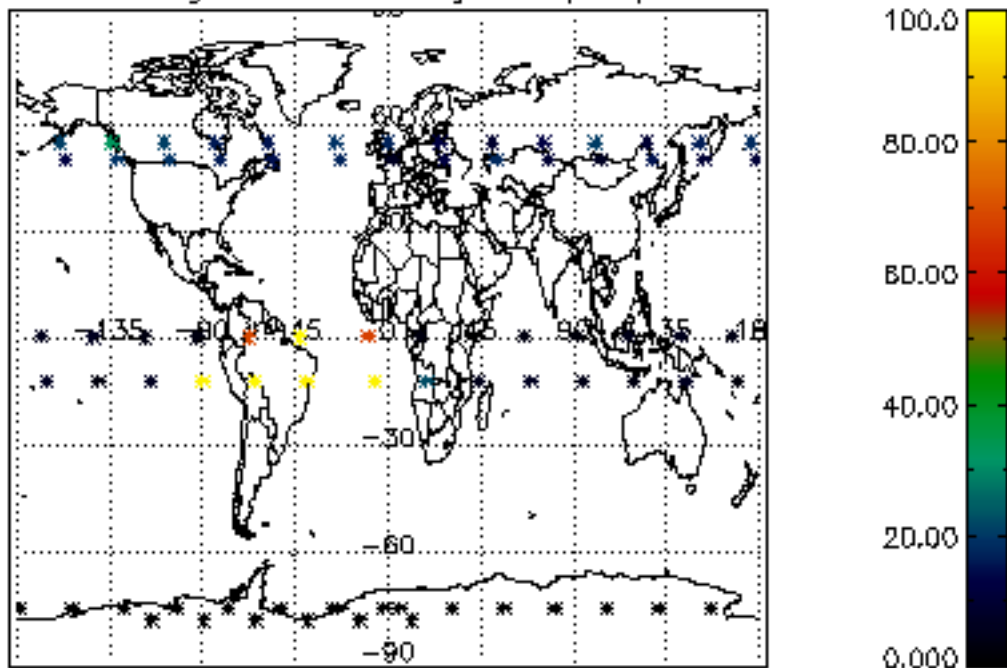
Percentage of flagged data per NO3 profile



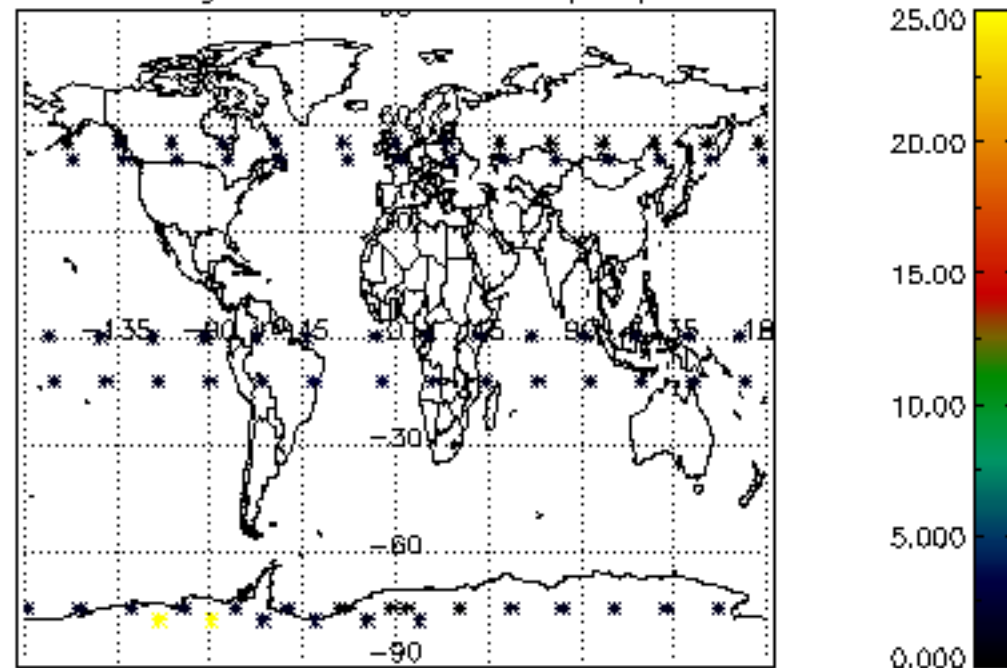




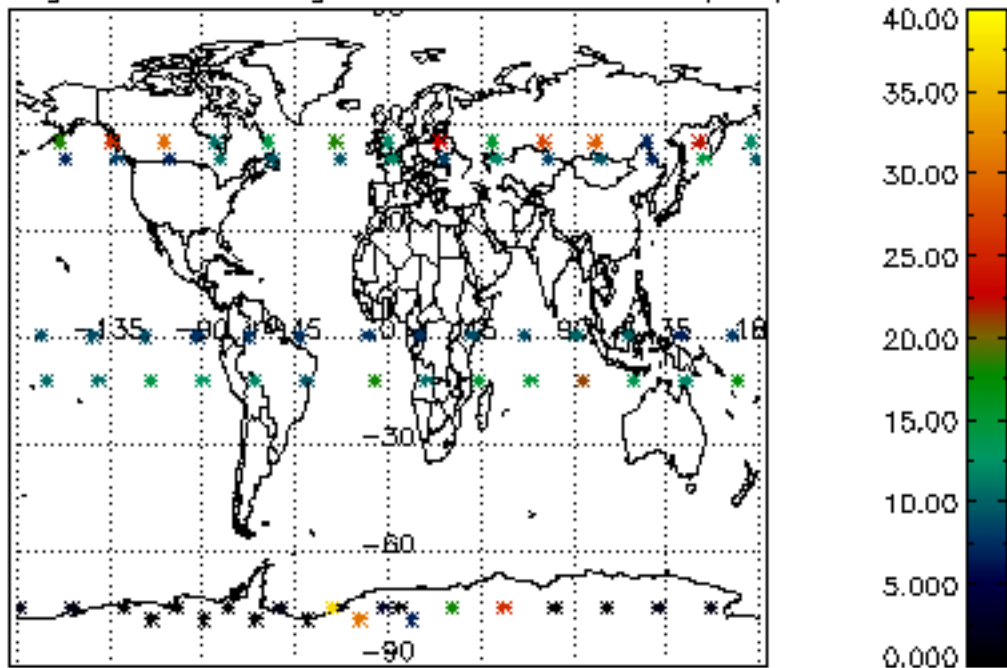
Percentage of cosmic ray hits per profile



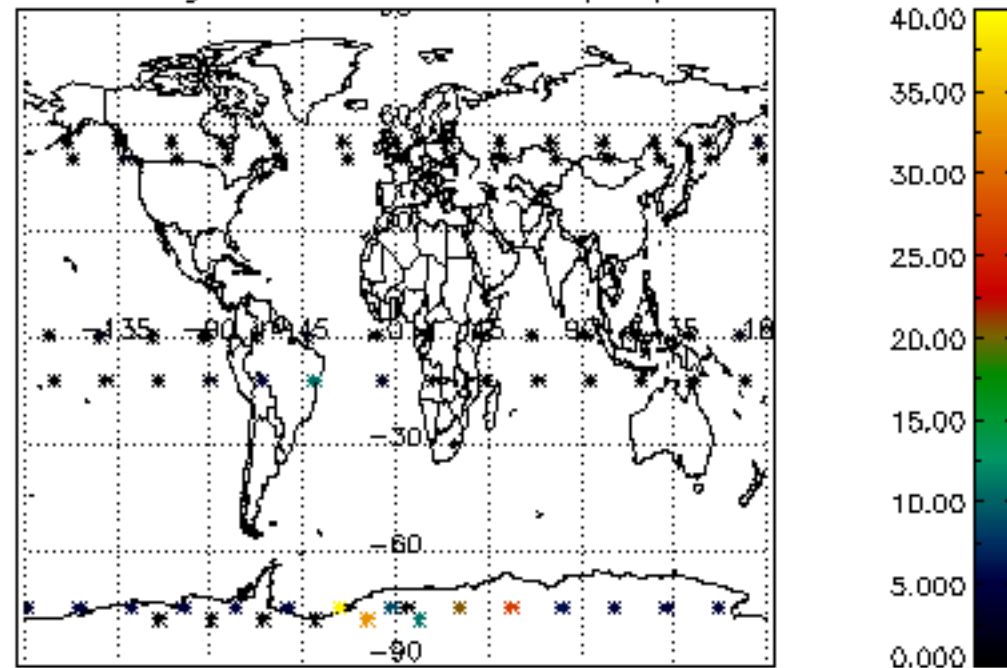
Percentage of datation errors per profile



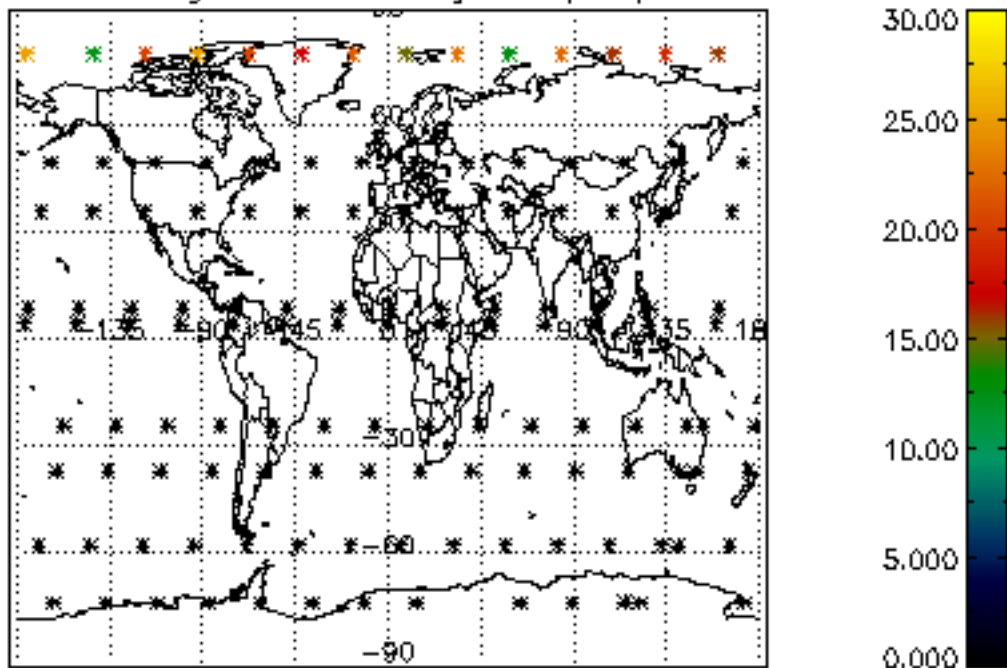
Percentage of star falling outside central band per profile



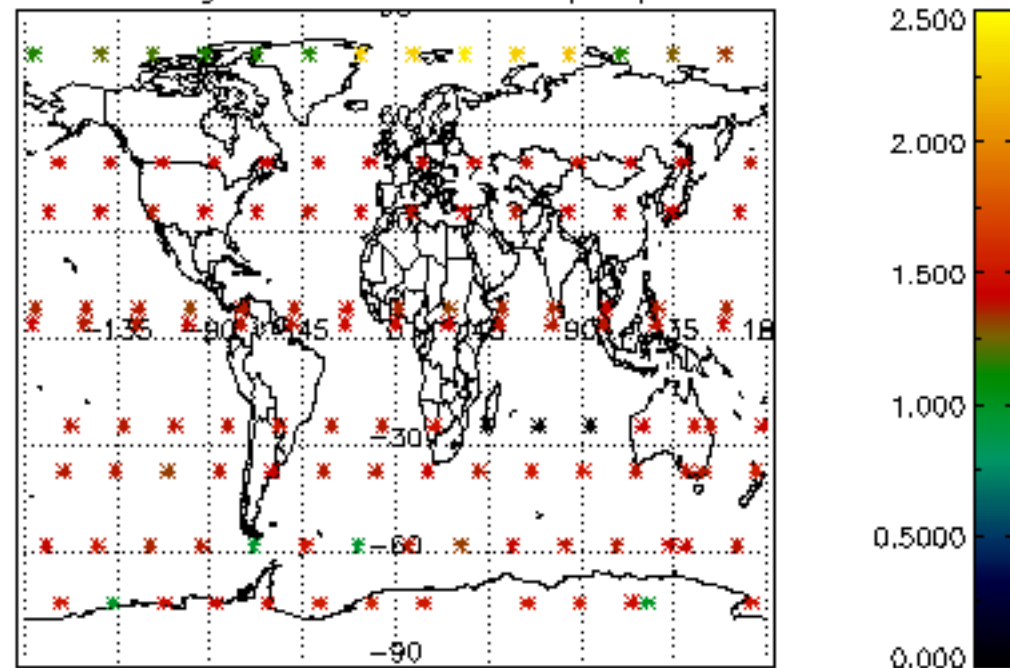
Percentage of saturation errors per profile



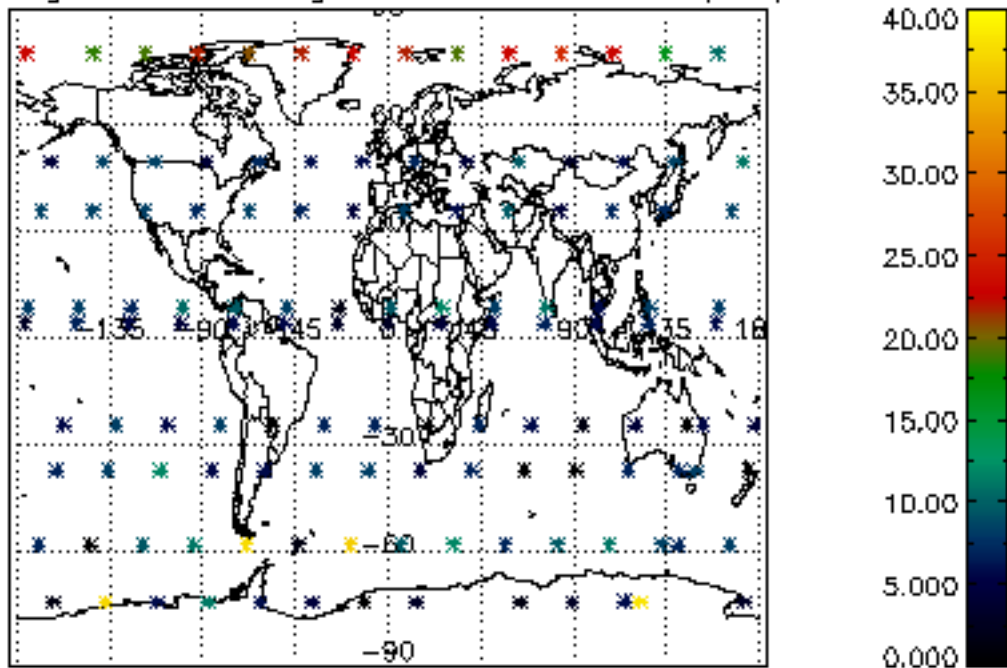
Percentage of cosmic ray hits per profile



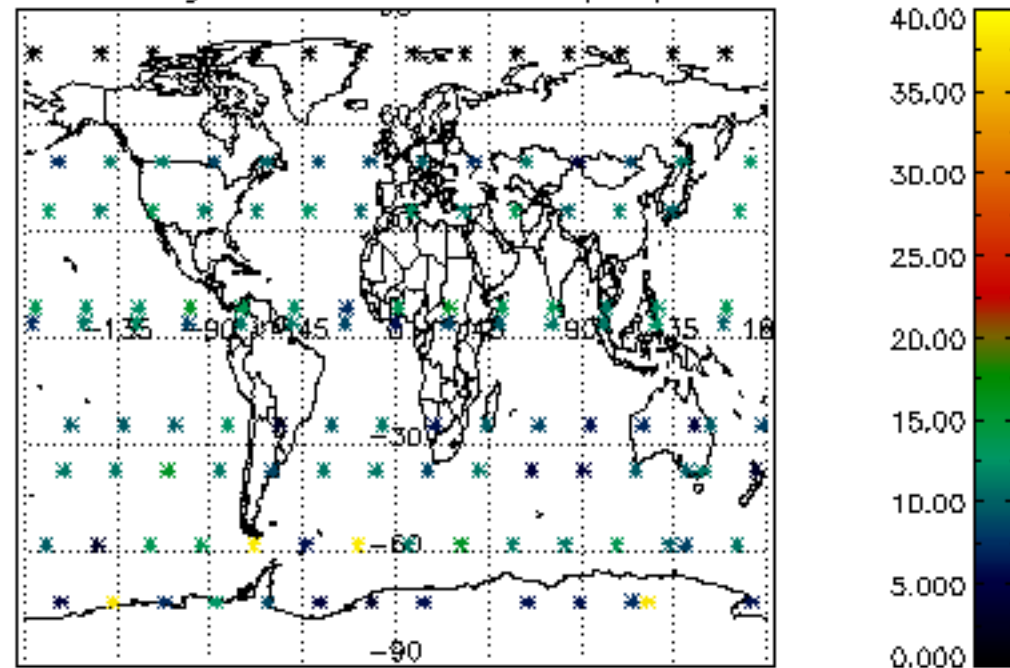
Percentage of datation errors per profile

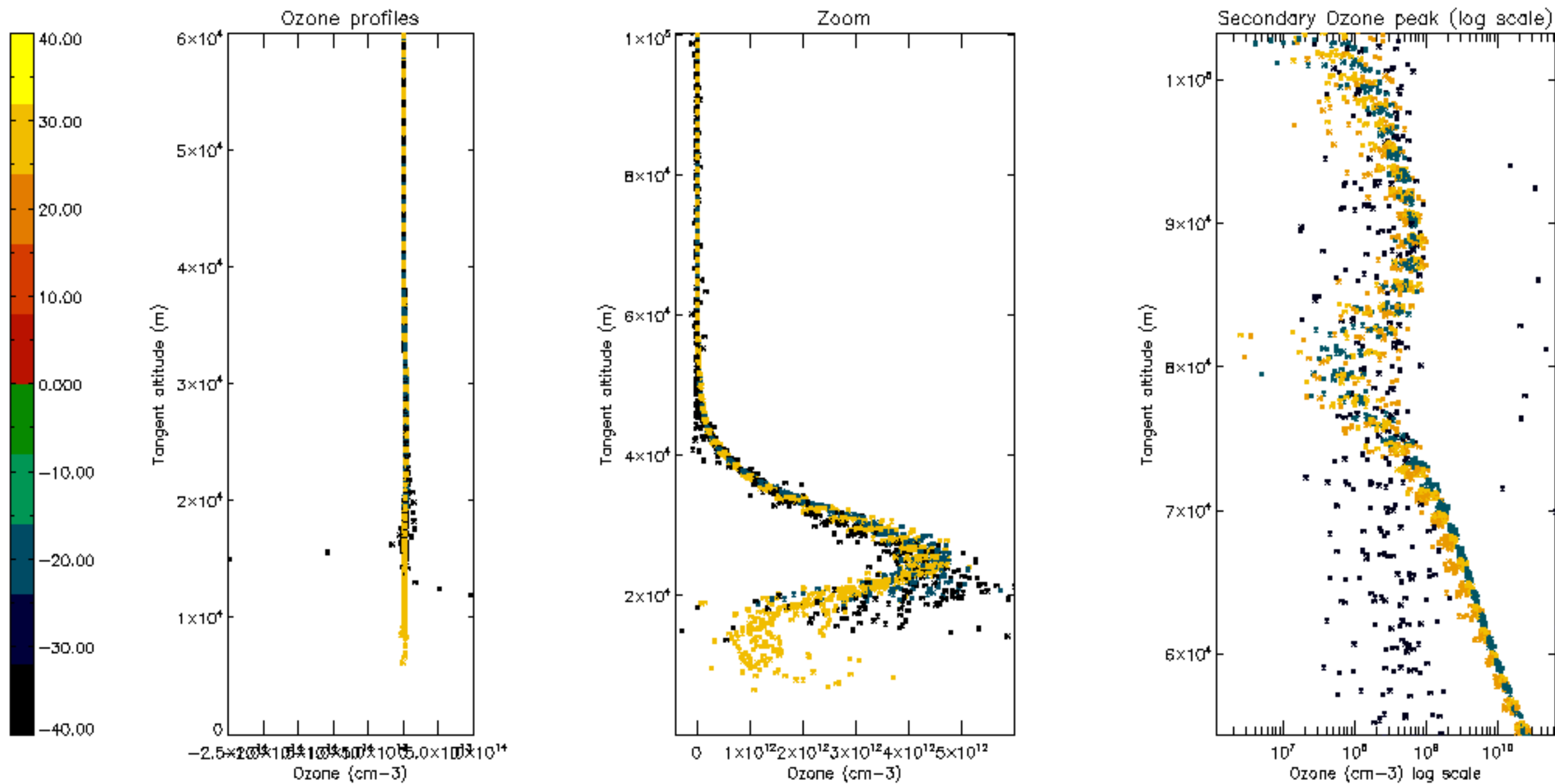


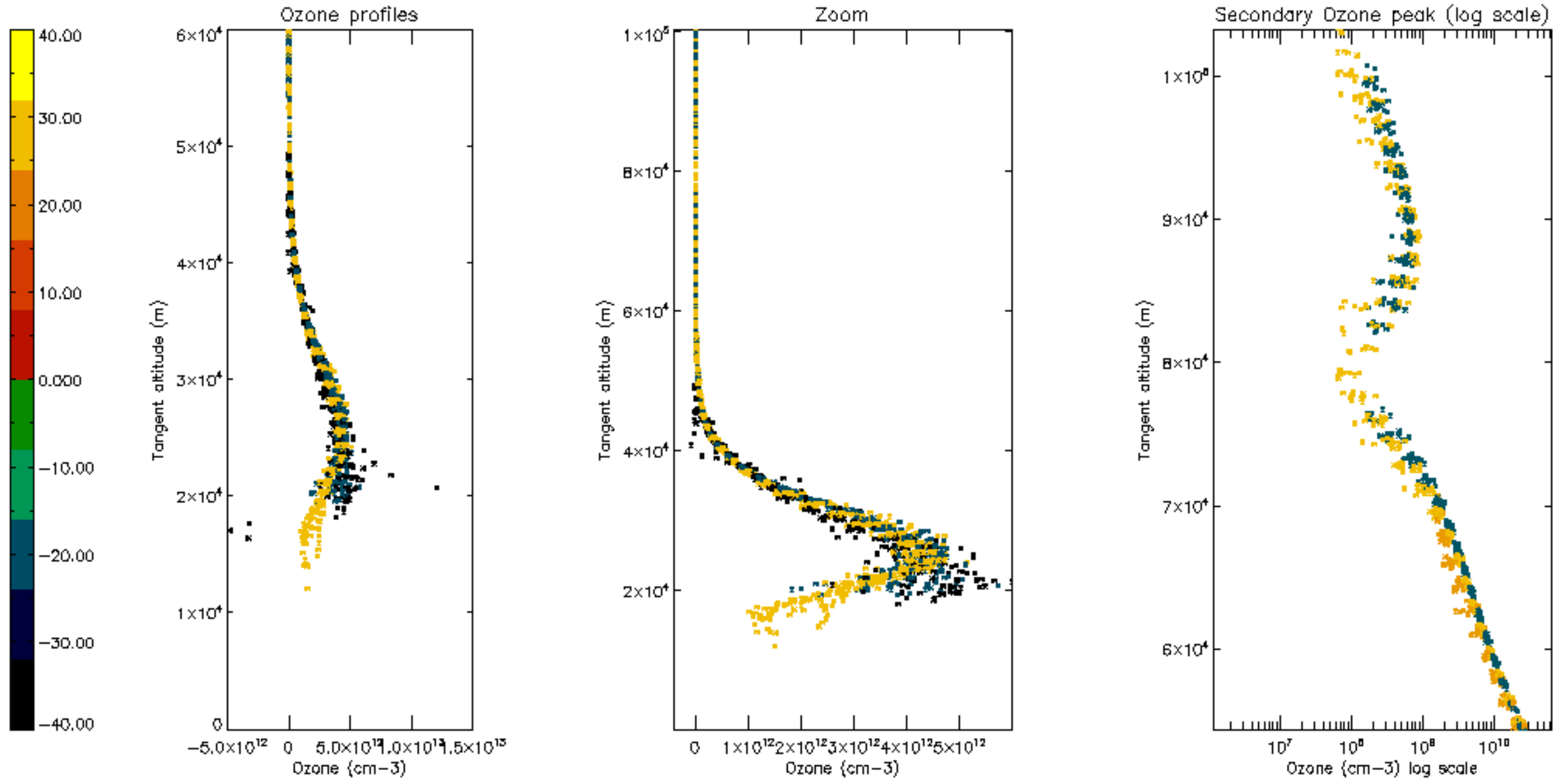
Percentage of star falling outside central band per profile

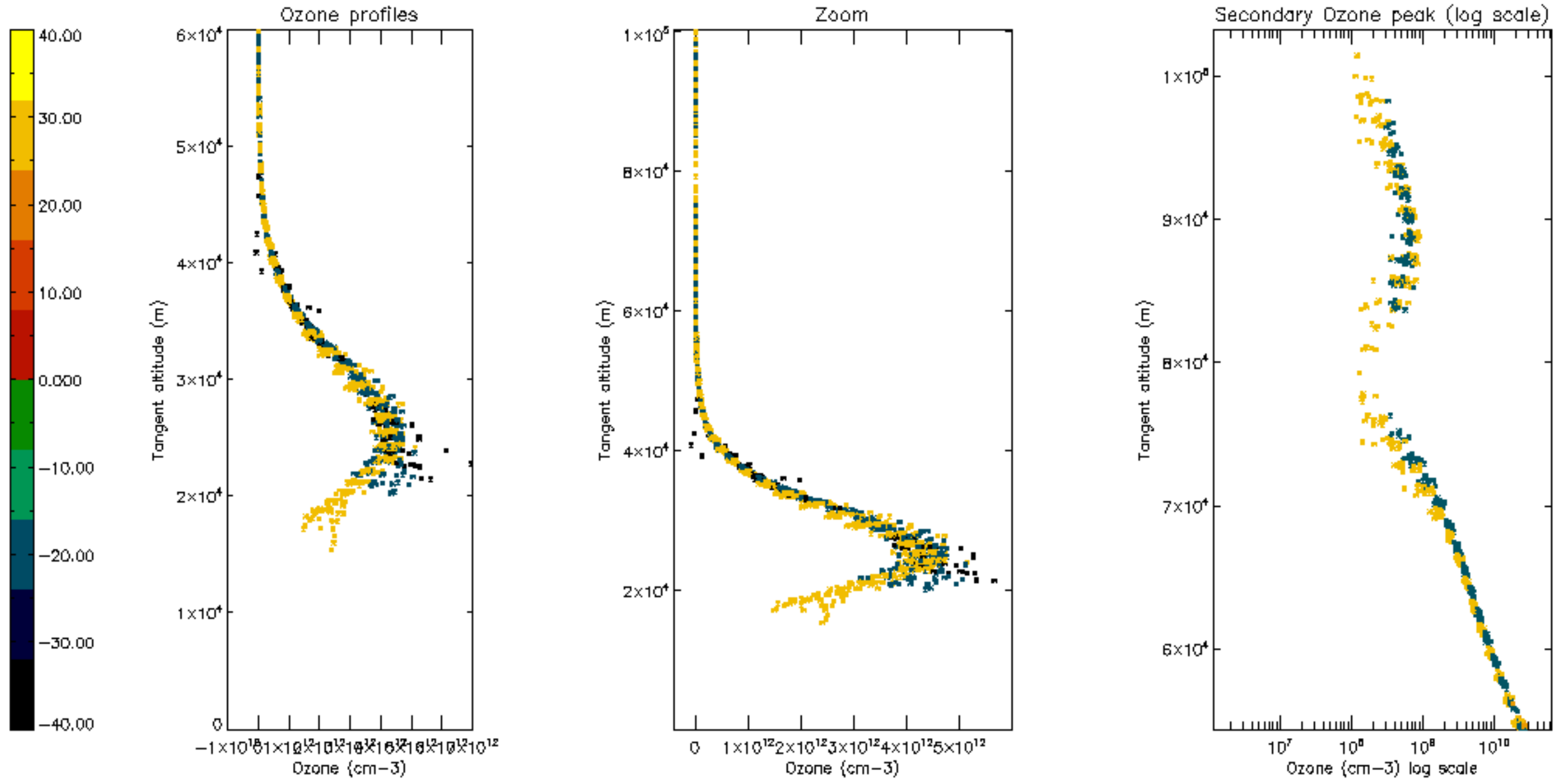


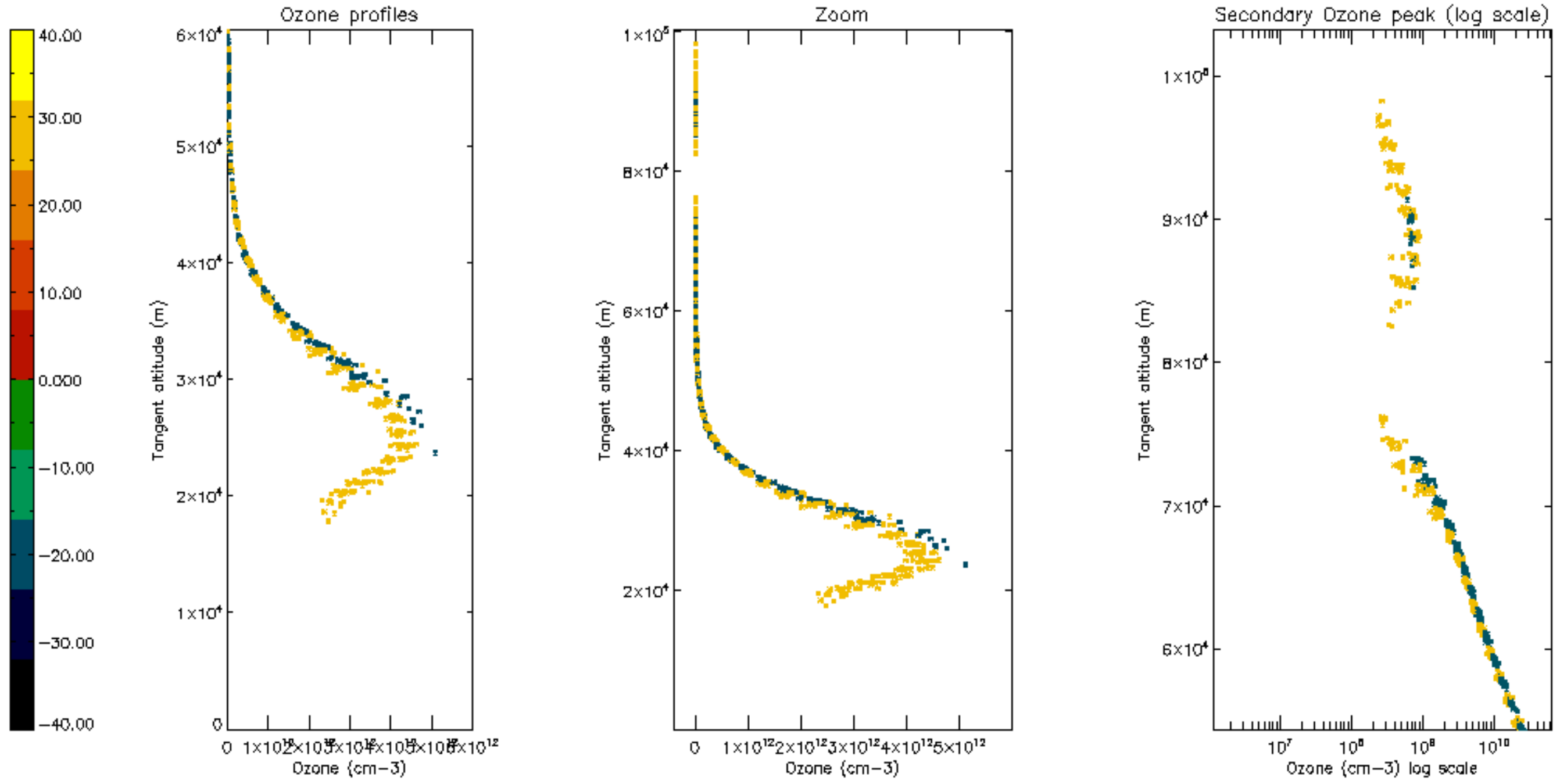
Percentage of saturation errors per profile

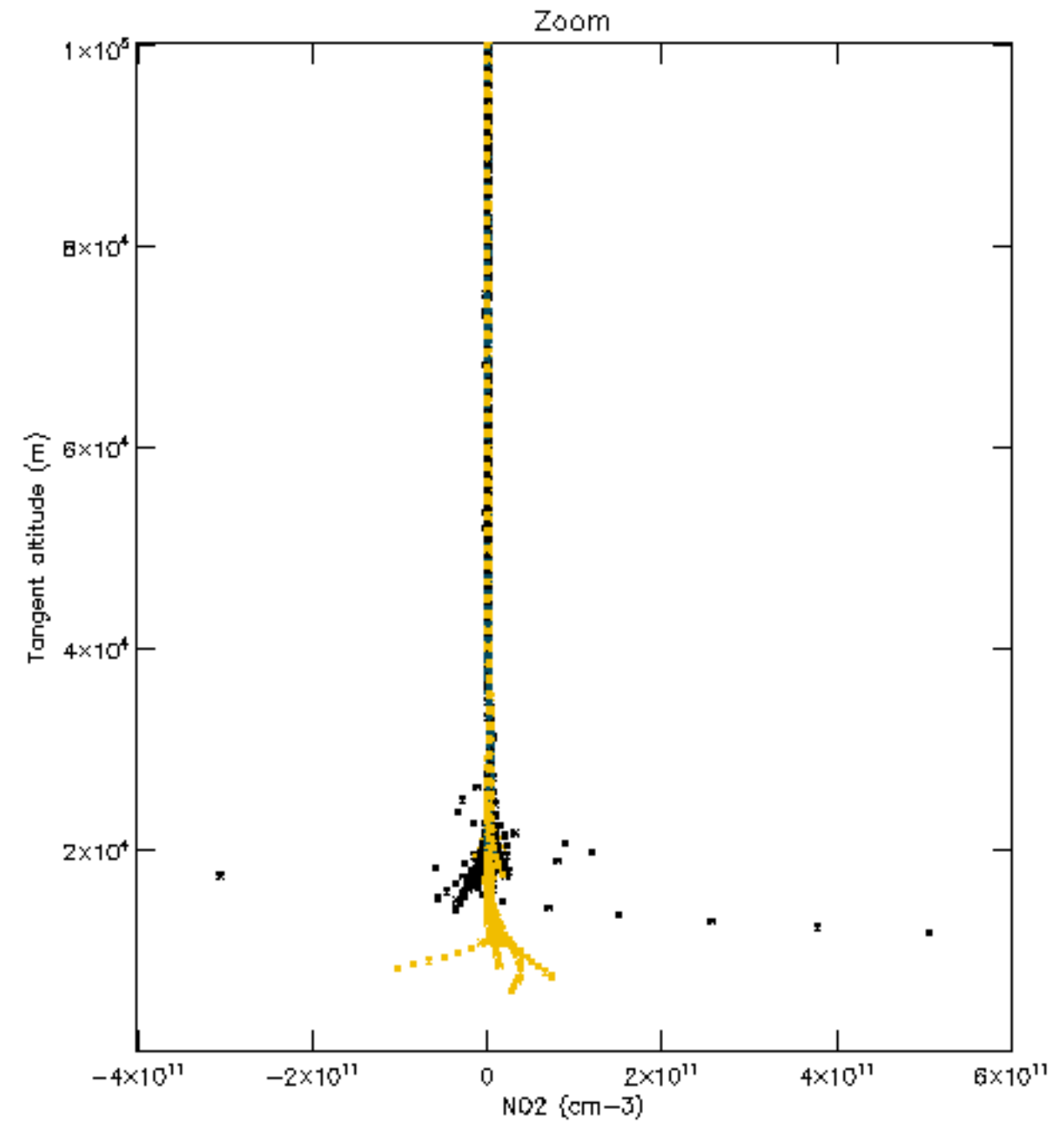
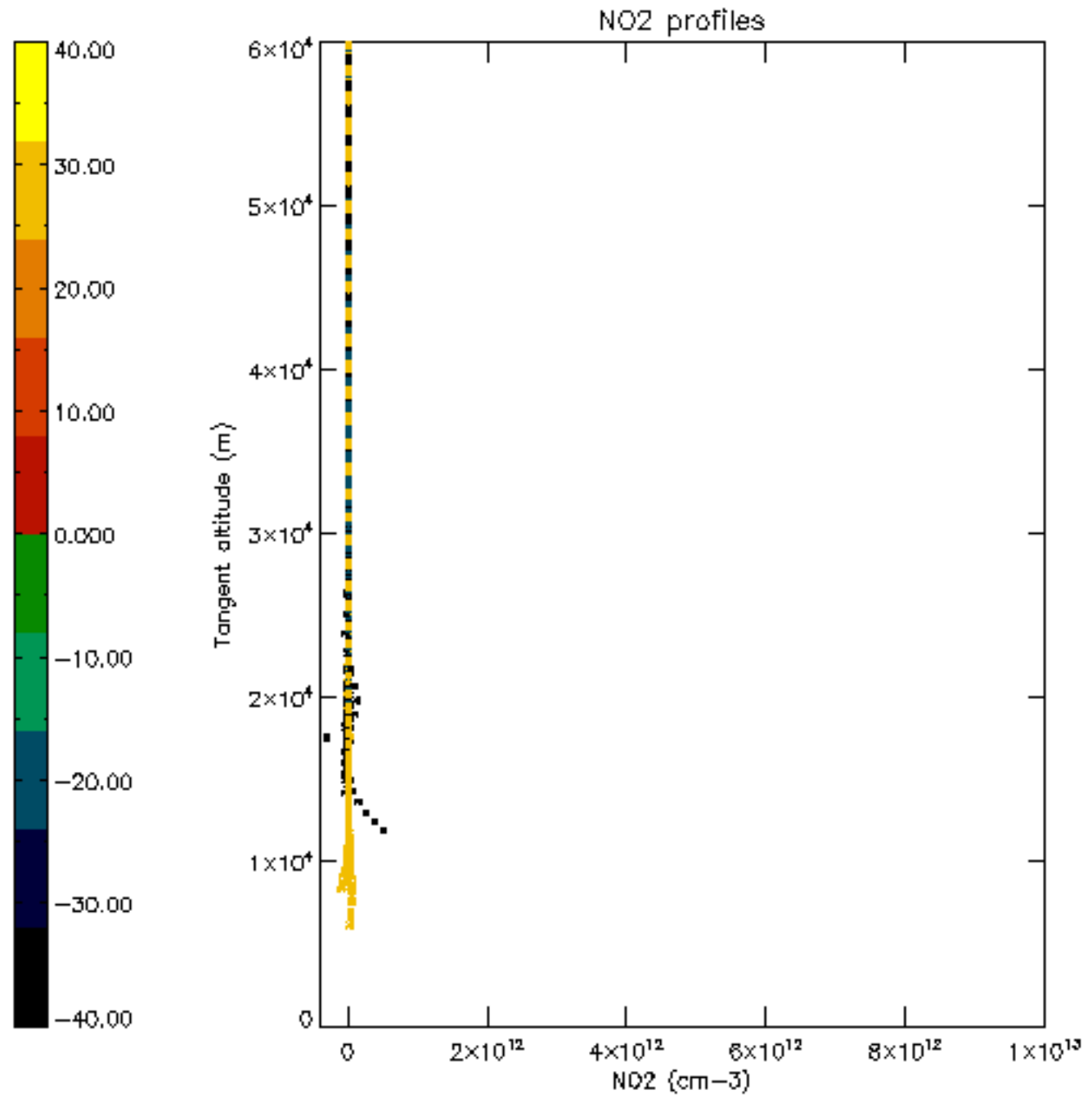


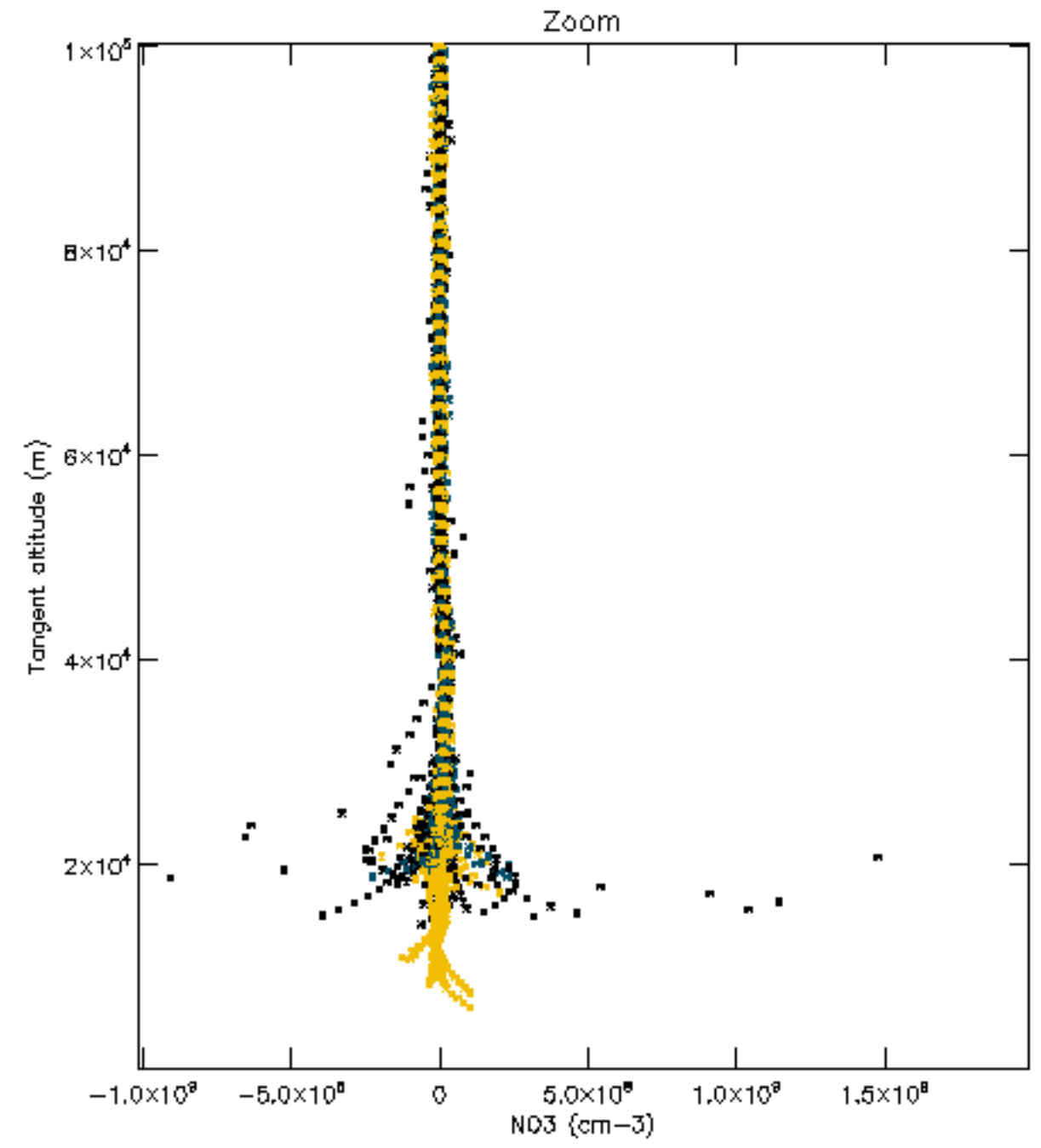
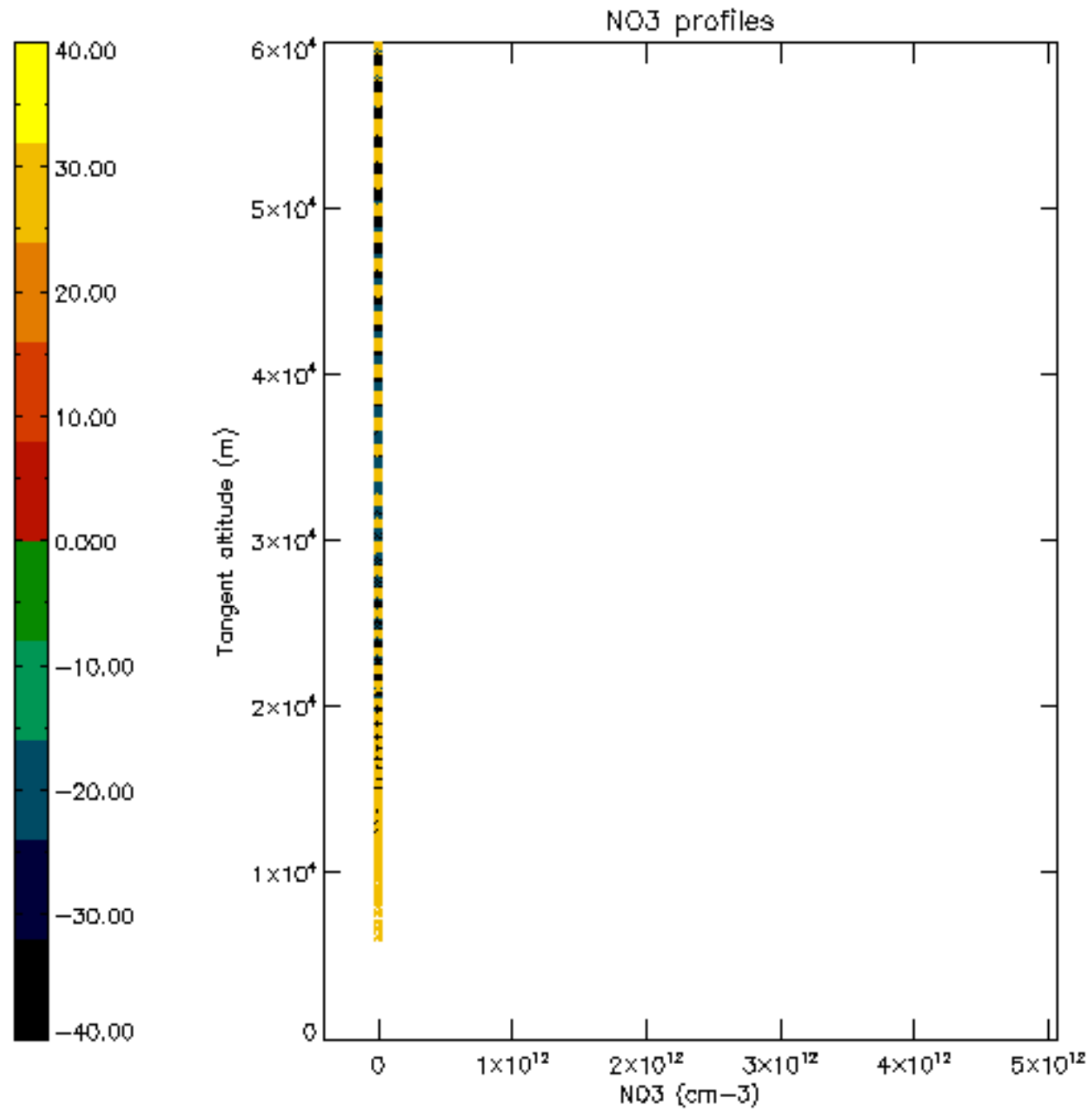


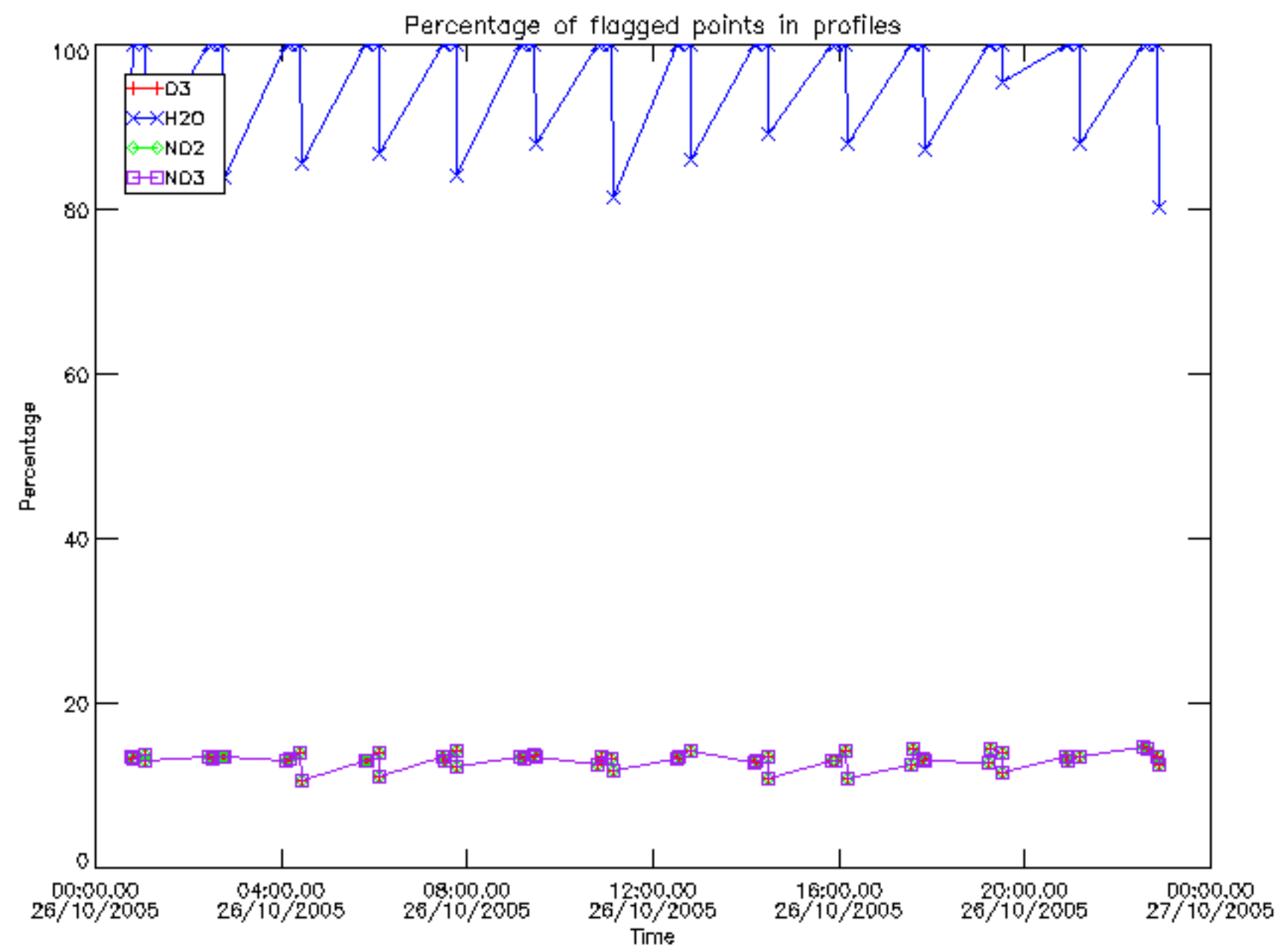




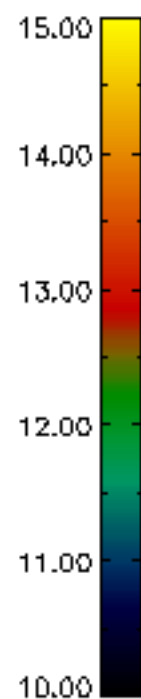
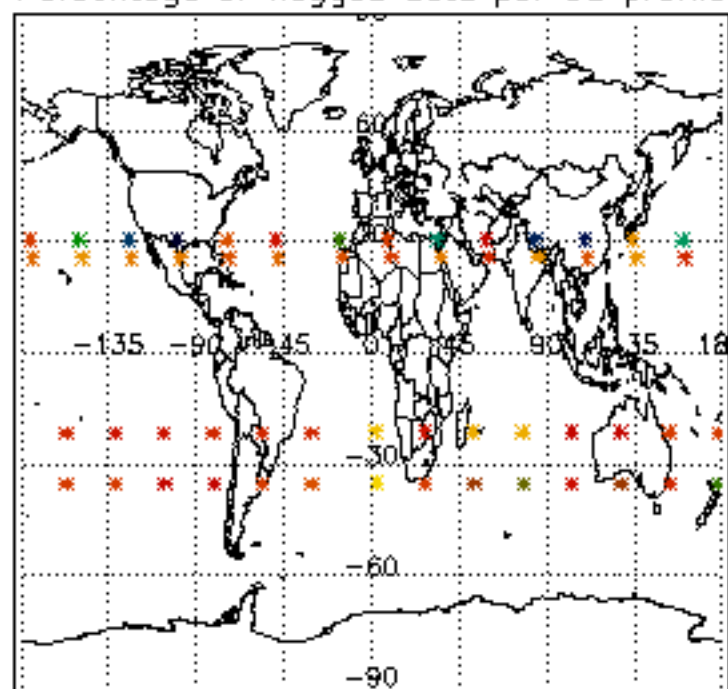




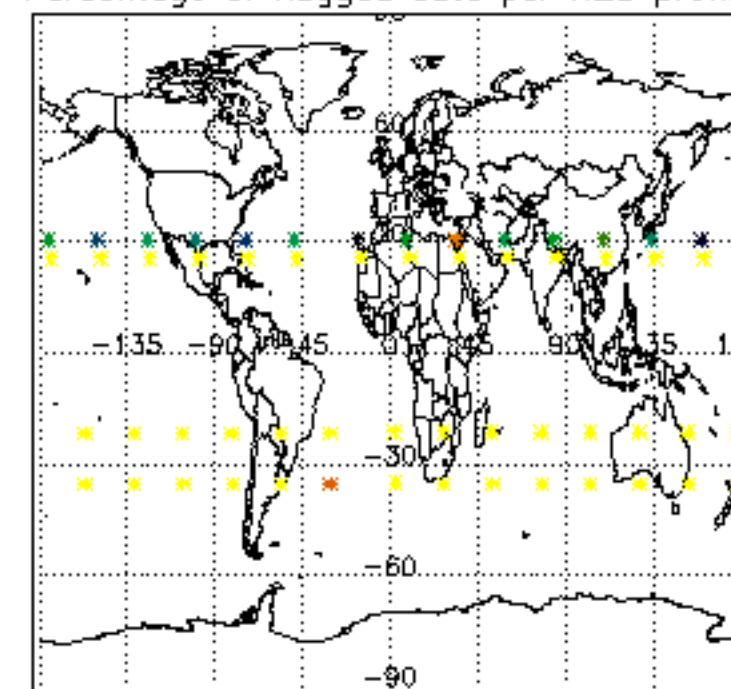




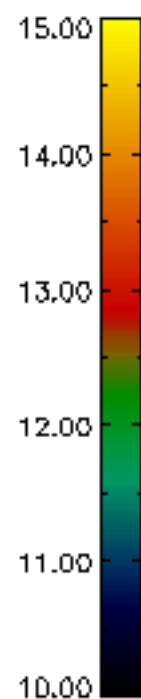
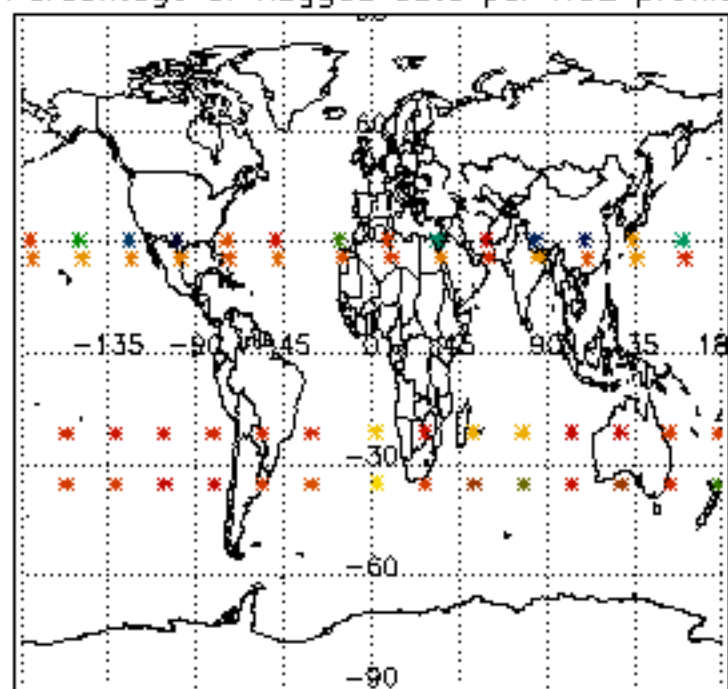
Percentage of flagged data per D3 profile



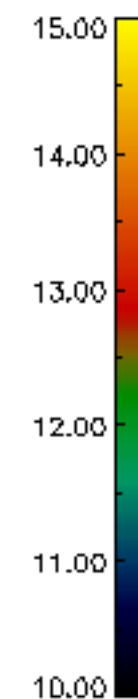
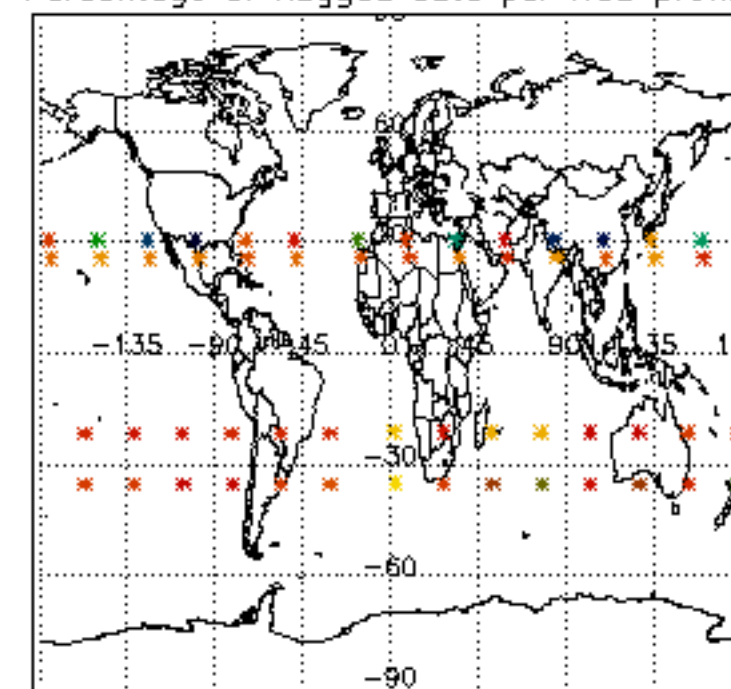
Percentage of flagged data per H2O profile

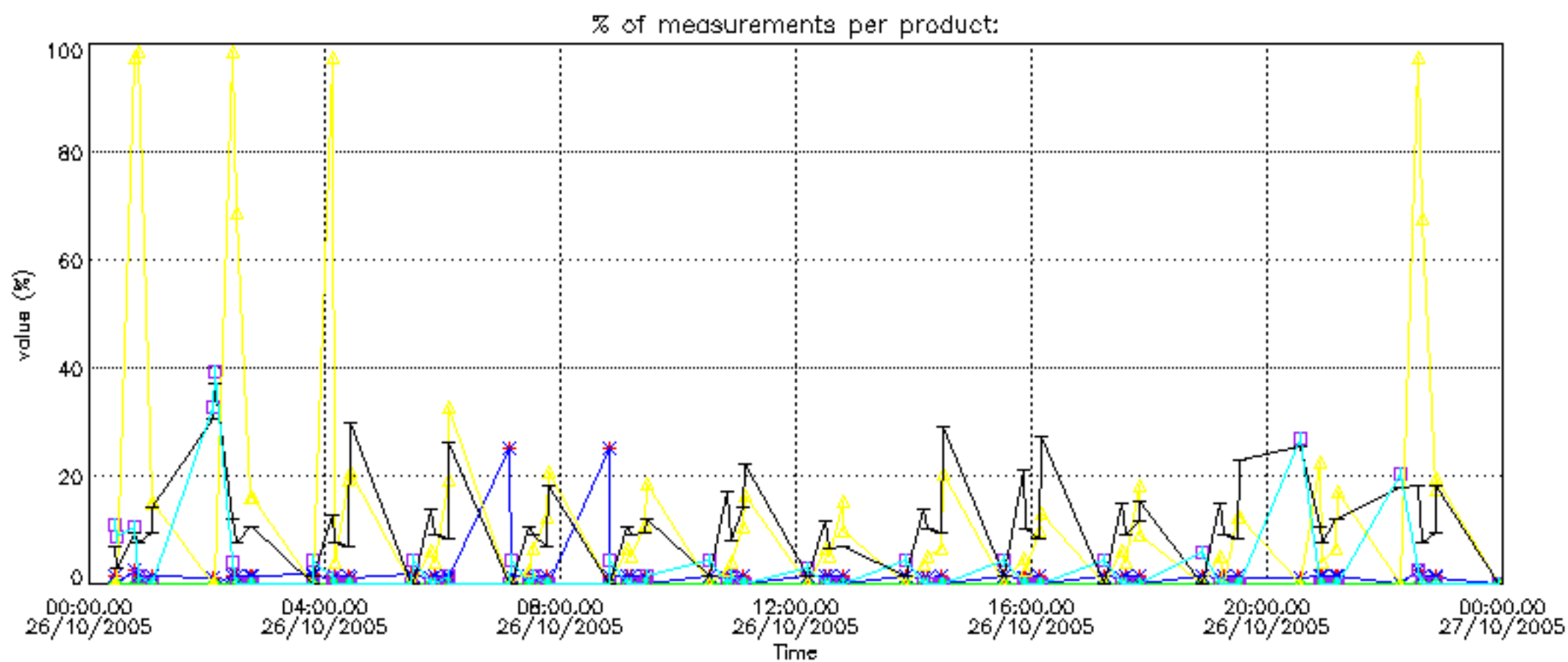


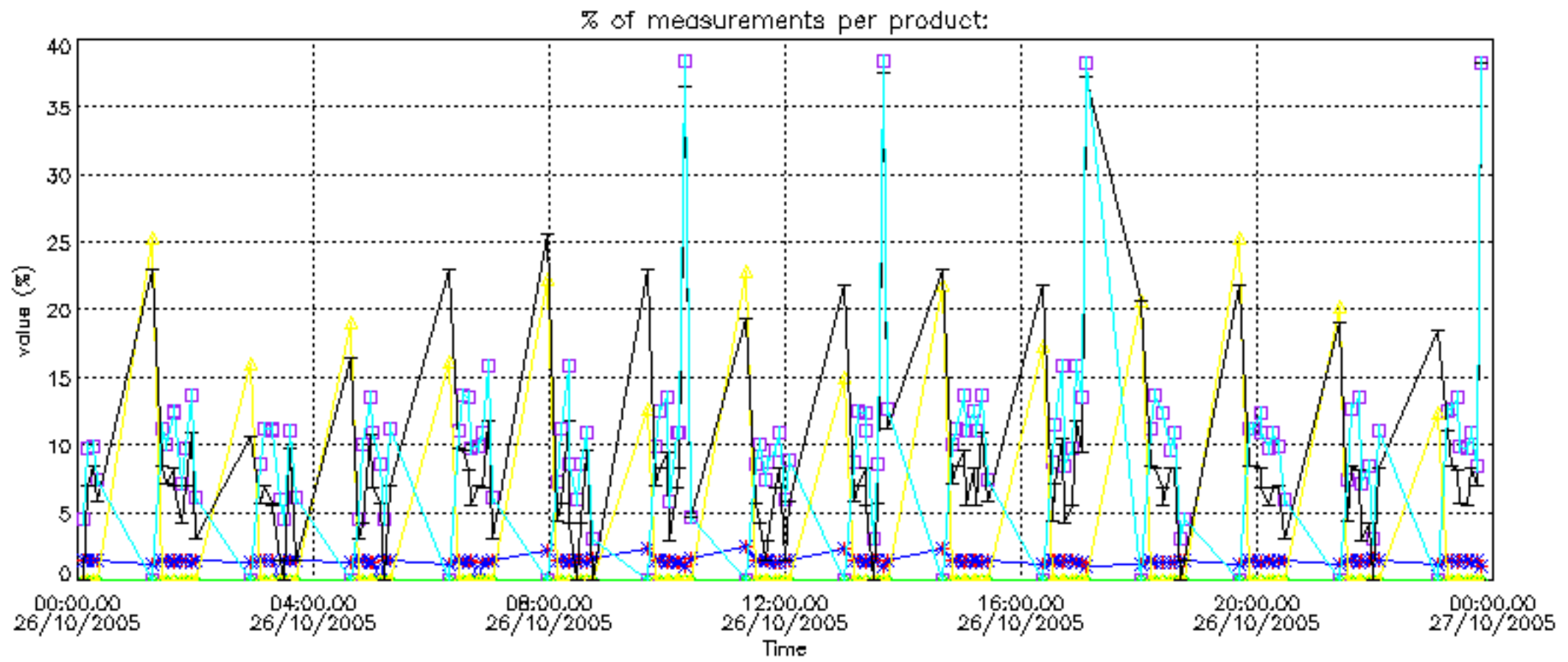
Percentage of flagged data per NO2 profile



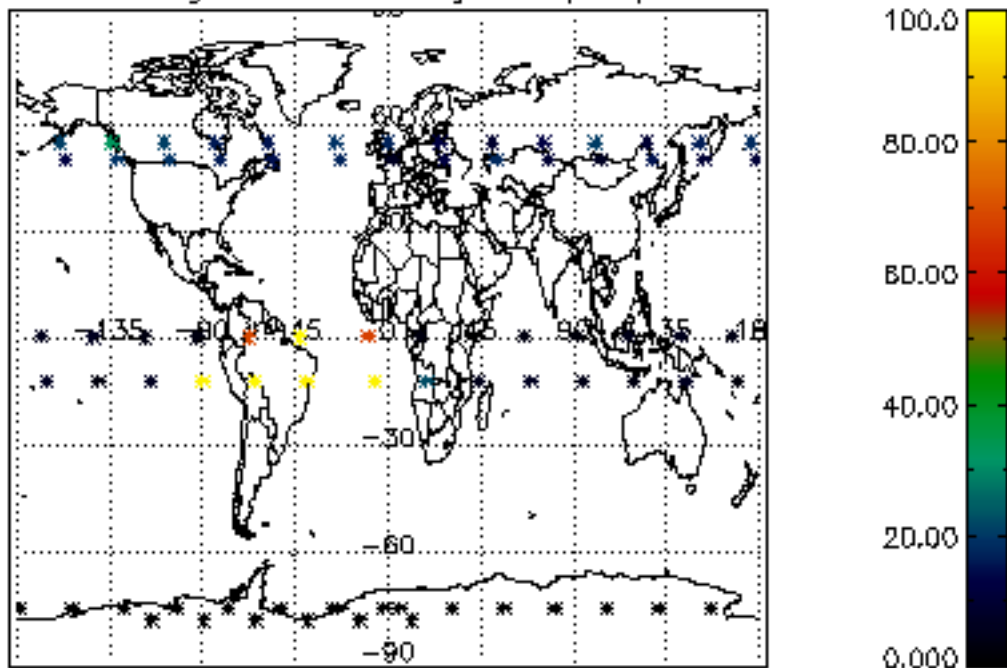
Percentage of flagged data per NO3 profile



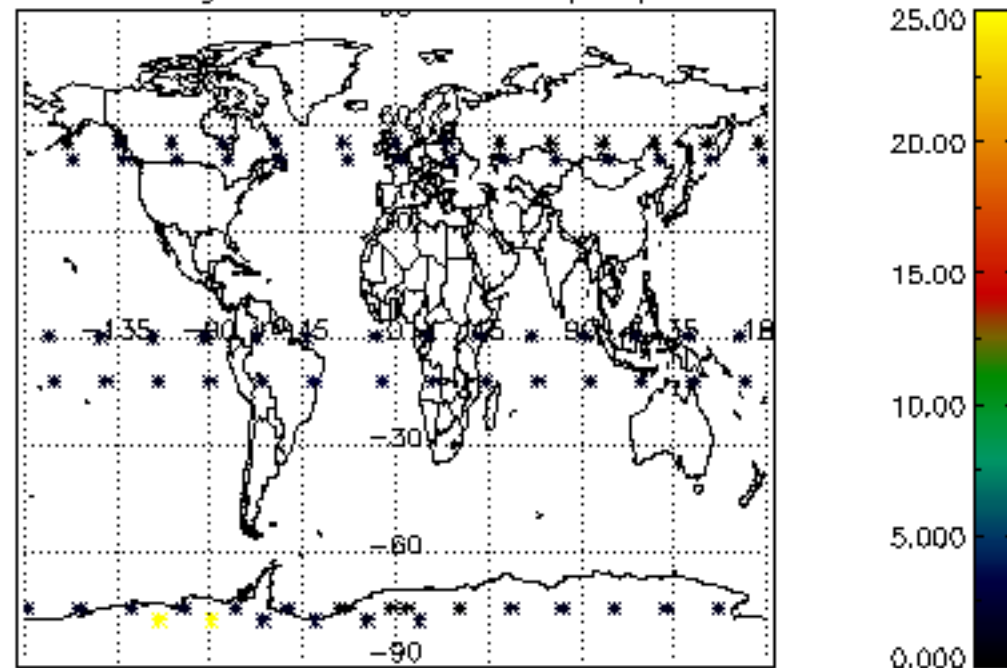




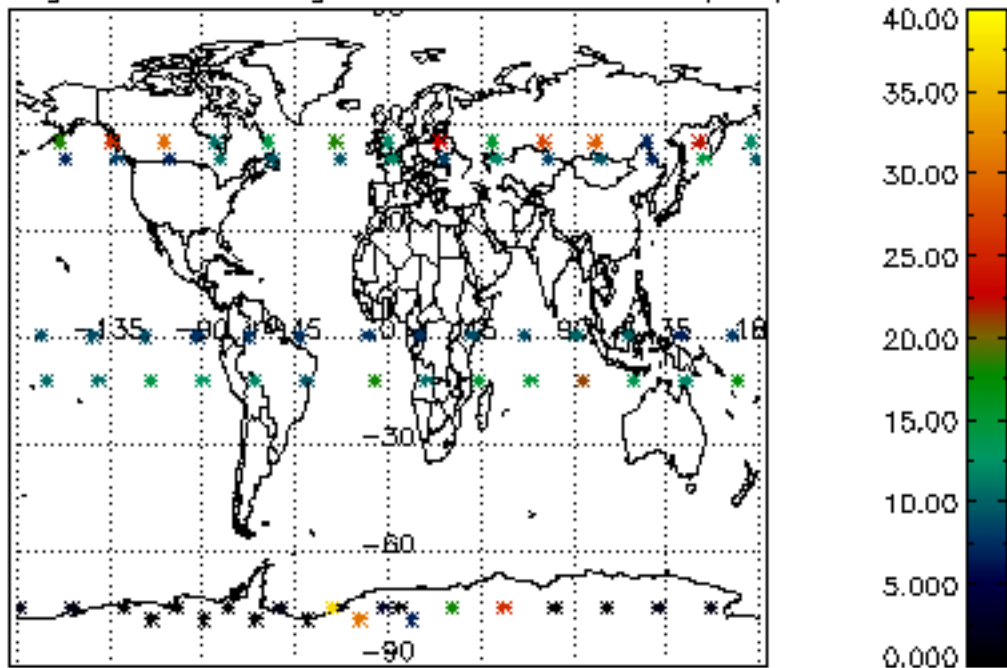
Percentage of cosmic ray hits per profile



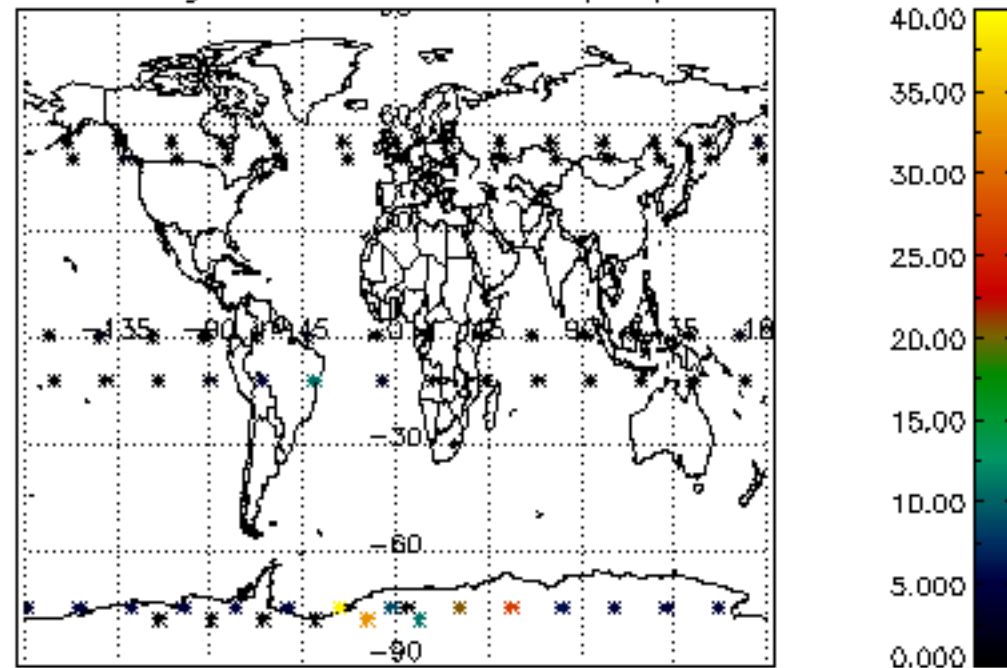
Percentage of datation errors per profile



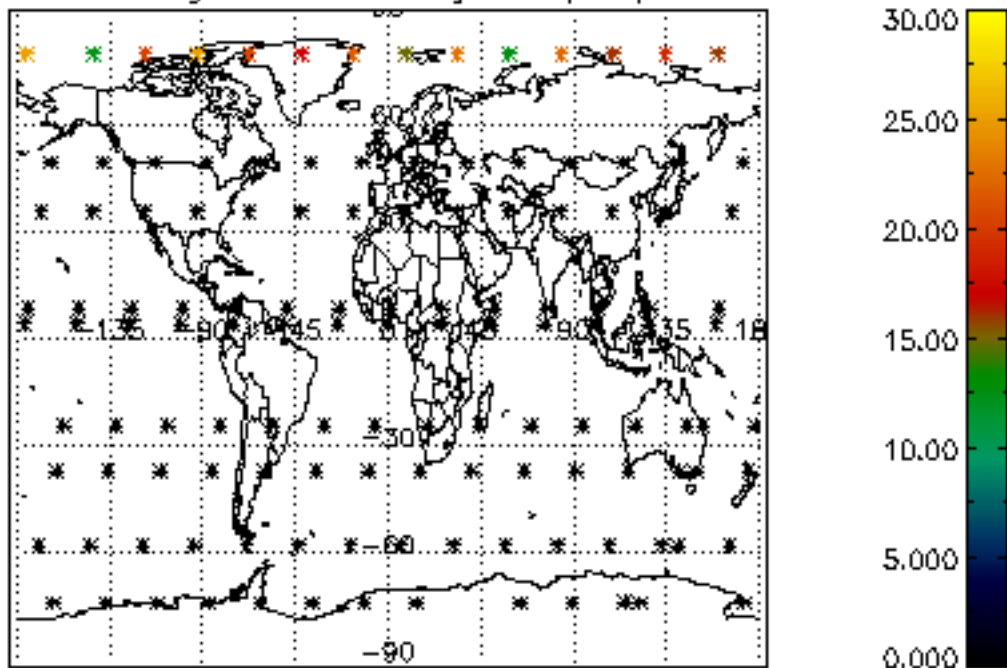
Percentage of star falling outside central band per profile



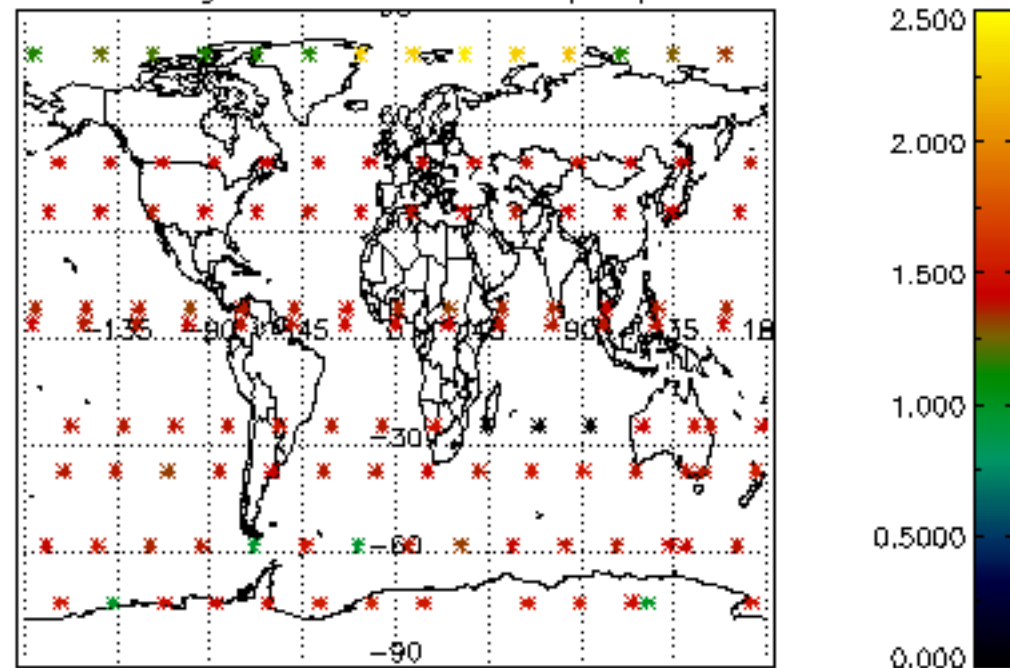
Percentage of saturation errors per profile



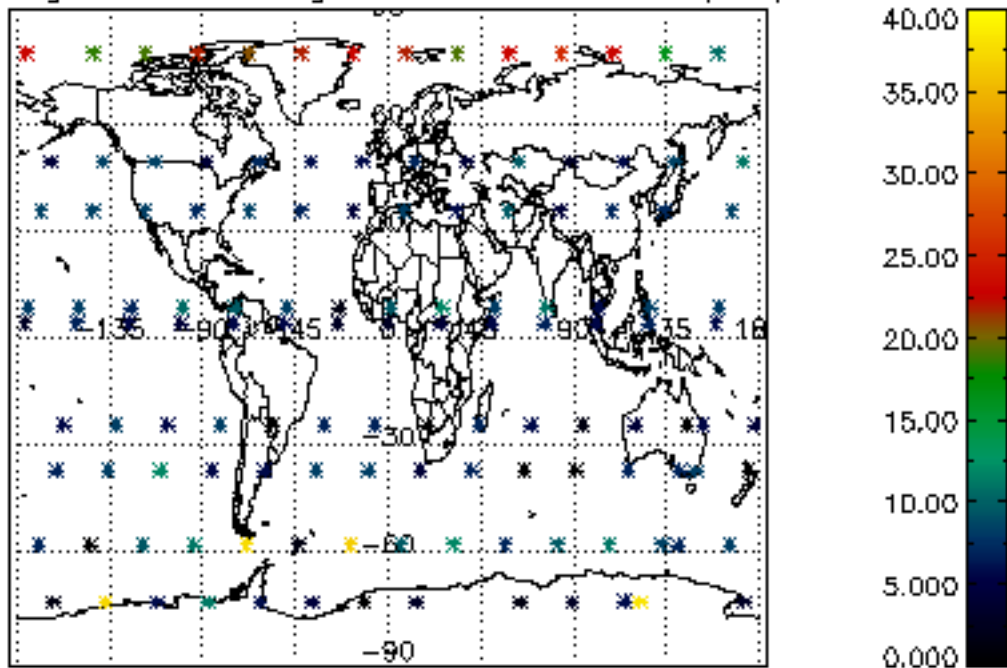
Percentage of cosmic ray hits per profile



Percentage of datation errors per profile



Percentage of star falling outside central band per profile



Percentage of saturation errors per profile

