

GOMOS Level 2 Daily Report

SUMMARY

[1. General Info](#)

[2. Summary of processed GOM_NL_2P products](#)

[3. Level 2 Quality information per product](#)

[3.1 Plot of level 2 quality information per product \(time dependant\)](#)

[3.2 Plot of level 2 quality information per product \(world map\)](#)

[4. Level 1 Quality information per product \(stored on level 2 products\)](#)

[4.1 Plot of level 1 quality information per product \(time dependant\)](#)

[4.1.1 Plot of level 1 quality information per product \(time dependant\): ASCENDING](#)

[4.1.2 Plot of level 1 quality information per product \(time dependant\): DESCENDING](#)

[4.2 Plot of level 1 quality information per product \(world map\)](#)

[4.2.1 Plot of level 1 quality information per product \(world map\): ASCENDING](#)

[4.2.2 Plot of level 1 quality information per product \(world map\): DESCENDING](#)

[5. Ozone profiles based on quality statistics and other trace gas profiles](#)

[5.1 Ozone statistics based on quality of products](#)

[5.2 Plot ozone profiles for all STD \(dark without errors\)](#)

[5.3 Plot ozone profiles where STD < 20% \(dark without errors\)](#)

[5.4. Plot ozone profiles where STD < 10% \(dark without errors\)](#)

[5.5. Plot ozone profiles where STD < 5% \(dark without errors\)](#)

[5.6 Plot NO2 profiles for all STD \(dark without errors\)](#)

[5.7 Plot NO3 profiles for all STD \(dark without errors\)](#)

[5.8 Plot H2O profiles \(only for occultations of stars 1,2,3,4,13,14,16,26,63 dark without errors\) for all STD](#)

[6. Auxiliary Data Files used for the production reported in section 2](#)

This report presents the daily analysis on parameters extracted from GOMOS level 2 data (GOM_NL__2P). It is intended to monitor some important parameters that will impact the quality of these products. A list of level 2 products (and content) that have arrived during the reporting day to the PCF is also given.

Item	Value
Time of report generation	18APR2013 12:00:44
Data source version	GOMOS/6.01
Start time of products	22-10-2005 (22OCT2005 00:00:00)
Stop time of products	23-10-2005 (23OCT2005 00:00:00)
Store outputs in DB	Yes
Nb of level 2 prods	221
Nb of prods with errors	0

2. Summary of processed GOM_NL__2P products.

Nr	Filename	UTC Start time	Limb	Duration	Star Id	Star Name	Star Mag	Star Temp	Nb Meas	Orbit	Prod. error
1	GOM_NL__2PRFIN20051022_021535_000000372041_00461_19052_7822.N1	22-OCT-2005 02:15:35	Bright	36.500	60	7Bet UMi	2.0810	3950.0	73	19052	No
2	GOM_NL__2PRFIN20051022_022029_000000382041_00461_19052_7823.N1	22-OCT-2005 02:20:29	Bright	37.500	36	50Alp UMa	1.8000	6300.0	75	19052	No
3	GOM_NL__2PRFIN20051022_022204_000000372041_00461_19052_7824.N1	22-OCT-2005 02:22:04	Bright	36.500	82	48Bet UMa	2.3650	10600.	73	19052	No
4	GOM_NL__2PRFIN20051022_022533_000000432041_00461_19052_7825.N1	22-OCT-2005 02:25:33	Bright	42.500	174	52Psi UMa	3.0040	4400.0	85	19052	No
5	GOM_NL__2PRFIN20051022_023230_000000352041_00461_19052_7826.N1	22-OCT-2005 02:32:30	Bright	35.000	96	68Del Leo	2.5600	9300.0	70	19052	No
6	GOM_NL__2PRFIN20051022_025204_000000382041_00461_19052_7827.N1	22-OCT-2005 02:52:04	Dark	38.000	113	Mu Vel	2.6920	5000.0	76	19052	No
7	GOM_NL__2PRFIN20051022_025633_000000412041_00462_19053_7822.N1	22-OCT-2005 02:56:33	Dark	41.000	46	Del Vel	1.9540	10600.	82	19053	No
8	GOM_NL__2PRFIN20051022_025831_000000372041_00462_19053_7823.N1	22-OCT-2005 02:58:31	Dark	37.000	29	Bet Car	1.6720	10200.	74	19053	No
9	GOM_NL__2PRFIN20051022_030934_000000382041_00462_19053_7824.N1	22-OCT-2005 03:09:34	Dark	37.500	143	Alp Hyi	2.8570	7200.0	75	19053	No
10	GOM_NL__2PRFIN20051022_031059_000000412041_00462_19053_7825.N1	22-OCT-2005 03:10:59	Dark	40.500	9	Alp Eri	0.45300	24000.	81	19053	No
11	GOM_NL__2PRFIN20051022_031553_000000432041_00462_19053_7826.N1	22-OCT-2005 03:15:53	Straylight	43.000	84	Alp Phe	2.3970	4500.0	86	19053	No
12	GOM_NL__2PRFIN20051022_032226_000000422041_00462_19053_7827.N1	22-OCT-2005 03:22:26	Straylight	42.000	52	16Bet Cet	2.0370	4500.0	84	19053	No
13	GOM_NL__2PRFIN20051022_033157_000000352041_00462_19053_7828.N1	22-OCT-2005 03:31:57	Bright	35.000	140	88Gam Peg	2.8340	26000.	70	19053	No
14	GOM_NL__2PRFIN20051022_033551_000000372041_00462_19053_7829.N1	22-OCT-2005 03:35:51	Bright	36.500	58	21Alp And	2.0730	11000.	73	19053	No
15	GOM_NL__2PRFIN20051022_034339_000000342041_00462_19053_7830.N1	22-OCT-2005 03:43:39	Bright	34.000	68	18Alp Cas	2.2250	4500.0	68	19053	No
16	GOM_NL__2PRFIN20051022_034457_000000162041_00462_19053_7831.N1	22-OCT-2005 03:44:57	Tw_i_and_stray	16.000	76	27Gam Cas	2.3000	30000.	32	19053	No
17	GOM_NL__2PRFIN20051022_035250_000000362041_00462_19053_7832.N1	22-OCT-2005 03:52:50	Bright	36.000	49	1Alp UMi	1.9900	6300.0	72	19053	No
18	GOM_NL__2PRFIN20051022_035612_000000372041_00462_19053_7833.N1	22-OCT-2005 03:56:12	Bright	37.000	60	7Bet UMi	2.0810	3950.0	74	19053	No
19	GOM_NL__2PRFIN20051022_040105_000000392041_00462_19053_7834.N1	22-OCT-2005 04:01:05	Bright	38.500	36	50Alp UMa	1.8000	6300.0	77	19053	No
20	GOM_NL__2PRFIN20051022_040240_000000372041_00462_19053_7835.N1	22-OCT-2005 04:02:40	Bright	36.500	82	48Bet UMa	2.3650	10600.	73	19053	No
21	GOM_NL__2PRFIN20051022_040609_000000362041_00462_19053_7836.N1	22-OCT-2005 04:06:09	Bright	36.000	174	52Psi UMa	3.0040	4400.0	72	19053	No
22	GOM_NL__2PRFIN20051022_041306_000000352041_00462_19053_7837.N1	22-OCT-2005 04:13:06	Bright	34.500	96	68Del Leo	2.5600	9300.0	69	19053	No
23	GOM_NL__2PRFIN20051022_043241_000000412041_00462_19053_7838.N1	22-OCT-2005 04:32:41	Dark	41.000	113	Mu Vel	2.6920	5000.0	82	19053	No
24	GOM_NL__2PRFIN20051022_043709_000000432041_00463_19054_7822.N1	22-OCT-2005 04:37:09	Dark	42.500	46	Del Vel	1.9540	10600.	85	19054	No
25	GOM_NL__2PRFIN20051022_043907_000000382041_00463_19054_7823.N1	22-OCT-2005 04:39:07	Dark	38.000	29	Bet Car	1.6720	10200.	76	19054	No
26	GOM_NL__2PRFIN20051022_045011_000000372041_00463_19054_7824.N1	22-OCT-2005 04:50:11	Dark	36.500	143	Alp Hyi	2.8570	7200.0	73	19054	No
27	GOM_NL__2PRFIN20051022_045136_000000392041_00463_19054_7825.N1	22-OCT-2005 04:51:36	Dark	39.000	9	Alp Eri	0.45300	24000.	78	19054	No
28	GOM_NL__2PRFIN20051022_050303_000000412041_00463_19054_7826.N1	22-OCT-2005 05:03:03	Straylight	41.000	52	16Bet Cet	2.0370	4500.0	82	19054	No
29	GOM_NL__2PRFIN20051022_051233_000000362041_00463_19054_7827.N1	22-OCT-2005 05:12:33	Bright	36.000	140	88Gam Peg	2.8340	26000.	72	19054	No
30	GOM_NL__2PRFIN20051022_051627_000000372041_00463_19054_7828.N1	22-OCT-2005 05:16:27	Bright	36.500	58	21Alp And	2.0730	11000.	73	19054	No
31	GOM_NL__2PRFIN20051022_052415_000000362041_00463_19054_7829.N1	22-OCT-2005 05:24:15	Bright	36.000	68	18Alp Cas	2.2250	4500.0	72	19054	No
32	GOM_NL__2PRFIN20051022_052533_000000262041_00463_19054_7830.N1	22-OCT-2005 05:25:33	Bright	26.000	76	27Gam Cas	2.3000	30000.	52	19054	No
33	GOM_NL__2PRFIN20051022_053326_000000362041_00463_19054_7831.N1	22-OCT-2005 05:33:26	Bright	35.500	49	1Alp UMi	1.9900	6300.0	71	19054	No
34	GOM_NL__2PRFIN20051022_053648_000000372041_00463_19054_7832.N1	22-OCT-2005 05:36:48	Bright	37.000	60	7Bet UMi	2.0810	3950.0	74	19054	No
35	GOM_NL__2PRFIN20051022_054141_000000382041_00463_19054_7833.N1	22-OCT-2005 05:41:41	Bright	38.000	36	50Alp UMa	1.8000	6300.0	76	19054	No
36	GOM_NL__2PRFIN20051022_054316_000000372041_00463_19054_7834.N1	22-OCT-2005 05:43:16	Bright	36.500	82	48Bet UMa	2.3650	10600.	73	19054	No
37	GOM_NL__2PRFIN20051022_054645_000000372041_00463_19054_7835.N1	22-OCT-2005 05:46:45	Bright	36.500	174	52Psi UMa	3.0040	4400.0	73	19054	No
38	GOM_NL__2PRFIN20051022_055342_000000362041_00463_19054_7836.N1	22-OCT-2005 05:53:42	Bright	36.000	96	68Del Leo	2.5600	9300.0	72	19054	No
39	GOM_NL__2PRFIN20051022_061317_000000392041_00463_19054_7837.N1	22-OCT-2005 06:13:17	Dark	39.000	113	Mu Vel	2.6920	5000.0	78	19054	No
40	GOM_NL__2PRFIN20051022_061746_000000422041_00464_19055_7822.N1	22-OCT-2005 06:17:46	Dark	41.500	46	Del Vel	1.9540	10600.	83	19055	No
41	GOM_NL__2PRFIN20051022_061944_000000382041_00464_19055_7823.N1	22-OCT-2005 06:19:44	Dark	38.000	29	Bet Car	1.6720	10200.	76	19055	No
42	GOM_NL__2PRFIN20051022_063047_000000402041_00464_19055_7824.N1	22-OCT-2005 06:30:47	Dark	39.500	143	Alp Hyi	2.8570	7200.0	79	19055	No

43	GOM_NL__2PRFIN20051022_063212_000000442041_00464_19055_7825.N1	22-OCT-2005 06:32:12	Dark	44.000	9	Alp Eri	0.45300	24000.	88	19055	No
44	GOM_NL__2PRFIN20051022_063705_000000452041_00464_19055_7826.N1	22-OCT-2005 06:37:05	Straylight	44.500	84	Alp Phe	2.3970	4500.0	89	19055	No
45	GOM_NL__2PRFIN20051022_064339_000000392041_00464_19055_7827.N1	22-OCT-2005 06:43:39	Straylight	39.000	52	16Bet Cet	2.0370	4500.0	78	19055	No
46	GOM_NL__2PRFIN20051022_065309_000000352041_00464_19055_7828.N1	22-OCT-2005 06:53:09	Bright	34.500	140	88Gam Peg	2.8340	26000.	69	19055	No
47	GOM_NL__2PRFIN20051022_065703_000000372041_00464_19055_7829.N1	22-OCT-2005 06:57:03	Bright	37.000	58	21Alp And	2.0730	11000.	74	19055	No
48	GOM_NL__2PRFIN20051022_070451_000000362041_00464_19055_7830.N1	22-OCT-2005 07:04:51	Bright	36.000	68	18Alp Cas	2.2250	4500.0	72	19055	No
49	GOM_NL__2PRFIN20051022_070608_000000262041_00464_19055_7831.N1	22-OCT-2005 07:06:08	Bright	26.000	76	27Gam Cas	2.3000	30000.	52	19055	No
50	GOM_NL__2PRFIN20051022_071402_000000362041_00464_19055_7832.N1	22-OCT-2005 07:14:02	Bright	35.500	49	1Alp UMi	1.9900	6300.0	71	19055	No
51	GOM_NL__2PRFIN20051022_071724_000000352041_00464_19055_7833.N1	22-OCT-2005 07:17:24	Bright	35.000	60	7Bet UMi	2.0810	3950.0	70	19055	No
52	GOM_NL__2PRFIN20051022_072217_000000382041_00464_19055_7834.N1	22-OCT-2005 07:22:17	Bright	38.000	36	50Alp UMa	1.8000	6300.0	76	19055	No
53	GOM_NL__2PRFIN20051022_072352_000000362041_00464_19055_7835.N1	22-OCT-2005 07:23:52	Bright	36.000	82	48Bet UMa	2.3650	10600.	72	19055	No
54	GOM_NL__2PRFIN20051022_072721_000000372041_00464_19055_7836.N1	22-OCT-2005 07:27:21	Bright	37.000	174	52Psi UMa	3.0040	4400.0	74	19055	No
55	GOM_NL__2PRFIN20051022_073418_000000342041_00464_19055_7837.N1	22-OCT-2005 07:34:18	Bright	34.000	96	68Del Leo	2.5600	9300.0	68	19055	No
56	GOM_NL__2PRFIN20051022_075353_000000422041_00464_19055_7838.N1	22-OCT-2005 07:53:53	Dark	41.500	113	Mu Vel	2.6920	5000.0	83	19055	No
57	GOM_NL__2PRFIN20051022_075822_000000422041_00465_19056_7823.N1	22-OCT-2005 07:58:22	Dark	41.500	46	Del Vel	1.9540	10600.	83	19056	No
58	GOM_NL__2PRFIN20051022_080020_000000412041_00465_19056_7824.N1	22-OCT-2005 08:00:20	Dark	40.500	29	Bet Car	1.6720	10200.	81	19056	No
59	GOM_NL__2PRFIN20051022_081123_000000372041_00465_19056_7825.N1	22-OCT-2005 08:11:23	Dark	36.500	143	Alp Hyi	2.8570	7200.0	73	19056	No
60	GOM_NL__2PRFIN20051022_081248_000000472041_00465_19056_7826.N1	22-OCT-2005 08:12:48	Dark	47.000	9	Alp Eri	0.45300	24000.	94	19056	No
61	GOM_NL__2PRFIN20051022_081741_000000412041_00465_19056_7827.N1	22-OCT-2005 08:17:41	Straylight	41.000	84	Alp Phe	2.3970	4500.0	82	19056	No
62	GOM_NL__2PRFIN20051022_082415_000000442041_00465_19056_7828.N1	22-OCT-2005 08:24:15	Straylight	43.500	52	16Bet Cet	2.0370	4500.0	87	19056	No
63	GOM_NL__2PRFIN20051022_083345_000000352041_00465_19056_7829.N1	22-OCT-2005 08:33:45	Bright	35.000	140	88Gam Peg	2.8340	26000.	70	19056	No
64	GOM_NL__2PRFIN20051022_083739_000000352041_00465_19056_7830.N1	22-OCT-2005 08:37:39	Bright	35.000	58	21Alp And	2.0730	11000.	70	19056	No
65	GOM_NL__2PRFIN20051022_084526_000000362041_00465_19056_7831.N1	22-OCT-2005 08:45:26	Bright	36.000	68	18Alp Cas	2.2250	4500.0	72	19056	No
66	GOM_NL__2PRFIN20051022_084644_000000352041_00465_19056_7832.N1	22-OCT-2005 08:46:44	Bright	35.000	76	27Gam Cas	2.3000	30000.	70	19056	No
67	GOM_NL__2PRFIN20051022_085438_000000332041_00465_19056_7833.N1	22-OCT-2005 08:54:38	Bright	33.000	49	1Alp UMi	1.9900	6300.0	66	19056	No
68	GOM_NL__2PRFIN20051022_085800_000000362041_00465_19056_7834.N1	22-OCT-2005 08:58:00	Bright	36.000	60	7Bet UMi	2.0810	3950.0	72	19056	No
69	GOM_NL__2PRFIN20051022_090253_000000392041_00465_19056_7835.N1	22-OCT-2005 09:02:53	Bright	39.000	36	50Alp UMa	1.8000	6300.0	78	19056	No
70	GOM_NL__2PRFIN20051022_090428_000000362041_00465_19056_7836.N1	22-OCT-2005 09:04:28	Bright	36.000	82	48Bet UMa	2.3650	10600.	72	19056	No
71	GOM_NL__2PRFIN20051022_090757_000000372041_00465_19056_7837.N1	22-OCT-2005 09:07:57	Bright	36.500	174	52Psi UMa	3.0040	4400.0	73	19056	No
72	GOM_NL__2PRFIN20051022_091455_000000342041_00465_19056_7838.N1	22-OCT-2005 09:14:55	Bright	34.000	96	68Del Leo	2.5600	9300.0	68	19056	No
73	GOM_NL__2PRFIN20051022_093429_000000412041_00465_19056_7839.N1	22-OCT-2005 09:34:29	Dark	41.000	113	Mu Vel	2.6920	5000.0	82	19056	No
74	GOM_NL__2PRFIN20051022_093859_000000412041_00466_19057_7823.N1	22-OCT-2005 09:38:59	Dark	41.000	46	Del Vel	1.9540	10600.	82	19057	No
75	GOM_NL__2PRFIN20051022_094056_000000372041_00466_19057_7824.N1	22-OCT-2005 09:40:56	Dark	36.500	29	Bet Car	1.6720	10200.	73	19057	No
76	GOM_NL__2PRFIN20051022_095159_000000392041_00466_19057_7825.N1	22-OCT-2005 09:51:59	Dark	39.000	143	Alp Hyi	2.8570	7200.0	78	19057	No
77	GOM_NL__2PRFIN20051022_095324_000000402041_00466_19057_7826.N1	22-OCT-2005 09:53:24	Dark	40.000	9	Alp Eri	0.45300	24000.	80	19057	No
78	GOM_NL__2PRFIN20051022_095817_000000402041_00466_19057_7827.N1	22-OCT-2005 09:58:17	Straylight	40.000	84	Alp Phe	2.3970	4500.0	80	19057	No
79	GOM_NL__2PRFIN20051022_100451_000000402041_00466_19057_7828.N1	22-OCT-2005 10:04:51	Straylight	40.000	52	16Bet Cet	2.0370	4500.0	80	19057	No
80	GOM_NL__2PRFIN20051022_101421_000000362041_00466_19057_7829.N1	22-OCT-2005 10:14:21	Bright	35.500	140	88Gam Peg	2.8340	26000.	71	19057	No
81	GOM_NL__2PRFIN20051022_101815_000000362041_00466_19057_7830.N1	22-OCT-2005 10:18:15	Bright	36.000	58	21Alp And	2.0730	11000.	72	19057	No
82	GOM_NL__2PRFIN20051022_102602_000000382041_00466_19057_7831.N1	22-OCT-2005 10:26:02	Bright	37.500	68	18Alp Cas	2.2250	4500.0	75	19057	No
83	GOM_NL__2PRFIN20051022_102720_000000352041_00466_19057_7832.N1	22-OCT-2005 10:27:20	Bright	35.000	76	27Gam Cas	2.3000	30000.	70	19057	No
84	GOM_NL__2PRFIN20051022_103514_000000362041_00466_19057_7833.N1	22-OCT-2005 10:35:14	Bright	36.000	49	1Alp UMi	1.9900	6300.0	72	19057	No
85	GOM_NL__2PRFIN20051022_103836_000000372041_00466_19057_7834.N1	22-OCT-2005 10:38:36	Bright	37.000	60	7Bet UMi	2.0810	3950.0	74	19057	No
86	GOM_NL__2PRFIN20051022_104329_000000392041_00466_19057_7835.N1	22-OCT-2005 10:43:29	Bright	39.000	36	50Alp UMa	1.8000	6300.0	78	19057	No
87	GOM_NL__2PRFIN20051022_104504_000000382041_00466_19057_7836.N1	22-OCT-2005 10:45:04	Bright	38.000	82	48Bet UMa	2.3650	10600.	76	19057	No
88	GOM_NL__2PRFIN20051022_104833_000000352041_00466_19057_7837.N1	22-OCT-2005 10:48:33	Bright	35.000	174	52Psi UMa	3.0040	4400.0	70	19057	No
89	GOM_NL__2PRFIN20051022_105531_000000352041_00466_19057_7838.N1	22-OCT-2005 10:55:31	Bright	35.000	96	68Del Leo	2.5600	9300.0	70	19057	No
90	GOM_NL__2PRFIN20051022_111505_000000412041_00466_19057_7839.N1	22-OCT-2005 11:15:05	Dark	41.000	113	Mu Vel	2.6920	5000.0	82	19057	No
91	GOM_NL__2PRFIN20051022_111935_000000412041_00467_19058_7823.N1	22-OCT-2005 11:19:35	Dark	40.500	46	Del Vel	1.9540	10600.	81	19058	No
92	GOM_NL__2PRFIN20051022_112132_000000402041_00467_19058_7824.N1	22-OCT-2005 11:21:32	Dark	39.500	29	Bet Car	1.6720	10200.	79	19058	No
93	GOM_NL__2PRFIN20051022_113235_000000382041_00467_19058_7825.N1	22-OCT-2005 11:32:35	Dark	37.500	143	Alp Hyi	2.8570	7200.0	75	19058	No
94	GOM_NL__2PRFIN20051022_113400_000000442041_00467_19058_7826.N1	22-OCT-2005 11:34:00	Dark	43.500	9	Alp Eri	0.45300	24000.	87	19058	No
95	GOM_NL__2PRFIN20051022_113853_000000392041_00467_19058_7827.N1	22-OCT-2005 11:38:53	Straylight	38.500	84	Alp Phe	2.3970	4500.0	77	19058	No
96	GOM_NL__2PRFIN20051022_114527_000000452041_00467_19058_7828.N1	22-OCT-2005 11:45:27	Straylight	44.500	52	16Bet Cet	2.0370	4500.0	89	19058	No
97	GOM_NL__2PRFIN20051022_115457_000000362041_00467_19058_7829.N1	22-OCT-2005 11:54:57	Bright	36.000	140	88Gam Peg	2.8340	26000.	72	19058	No
98	GOM_NL__2PRFIN20051022_115851_000000362041_00467_19058_7830.N1	22-OCT-2005 11:58:51	Bright	36.000	58	21Alp And	2.0730	11000.	72	19058	No
99	GOM_NL__2PRFIN20051022_120638_000000372041_00467_19058_7831.N1	22-OCT-2005 12:06:38	Bright	37.000	68	18Alp Cas	2.2250	4500.0	74	19058	No
100	GOM_NL__2PRFIN20051022_120756_000000372041_00467_19058_7832.N1	22-OCT-2005 12:07:56	Bright	36.500	76	27Gam Cas	2.3000	30000.	73	19058	No
101	GOM_NL__2PRFIN20051022_121550_000000362041_00467_19058_7833.N1	22-OCT-2005 12:15:50	Bright	35.500	49	1Alp UMi	1.9900	6300.0	71	19058	No

102	GOM_NL__2PRFIN20051022_121912_000000372041_00467_19058_7834.N1	22-OCT-2005 12:19:12	Bright	37.000	60	7Bet UMi	2.0810	3950.0	74	19058	No
103	GOM_NL__2PRFIN20051022_122405_000000382041_00467_19058_7835.N1	22-OCT-2005 12:24:05	Bright	38.000	36	50Alp UMa	1.8000	6300.0	76	19058	No
104	GOM_NL__2PRFIN20051022_122540_000000362041_00467_19058_7836.N1	22-OCT-2005 12:25:40	Bright	36.000	82	48Bet UMa	2.3650	10600.	72	19058	No
105	GOM_NL__2PRFIN20051022_122909_000000372041_00467_19058_7837.N1	22-OCT-2005 12:29:09	Bright	36.500	174	52Psi UMa	3.0040	4400.0	73	19058	No
106	GOM_NL__2PRFIN20051022_123607_000000452041_00467_19058_7838.N1	22-OCT-2005 12:36:07	Bright	45.000	96	68Del Leo	2.5600	9300.0	90	19058	No
107	GOM_NL__2PRFIN20051022_125542_000000412041_00467_19058_7839.N1	22-OCT-2005 12:55:42	Dark	40.500	113	Mu Vel	2.6920	5000.0	81	19058	No
108	GOM_NL__2PRFIN20051022_130012_000000412041_00468_19059_7823.N1	22-OCT-2005 13:00:12	Dark	40.500	46	Del Vel	1.9540	10600.	81	19059	No
109	GOM_NL__2PRFIN20051022_130209_000000382041_00468_19059_7824.N1	22-OCT-2005 13:02:09	Dark	38.000	29	Bet Car	1.6720	10200.	76	19059	No
110	GOM_NL__2PRFIN20051022_131311_000000392041_00468_19059_7825.N1	22-OCT-2005 13:13:11	Dark	39.000	143	Alp Hyi	2.8570	7200.0	78	19059	No
111	GOM_NL__2PRFIN20051022_131436_000000382041_00468_19059_7826.N1	22-OCT-2005 13:14:36	Dark	37.500	9	Alp Eri	0.45300	24000.	75	19059	No
112	GOM_NL__2PRFIN20051022_131930_000000402041_00468_19059_7827.N1	22-OCT-2005 13:19:30	Straylight	40.000	84	Alp Phe	2.3970	4500.0	80	19059	No
113	GOM_NL__2PRFIN20051022_132603_000000442041_00468_19059_7828.N1	22-OCT-2005 13:26:03	Straylight	44.000	52	16Bet Cet	2.0370	4500.0	88	19059	No
114	GOM_NL__2PRFIN20051022_133533_000000352041_00468_19059_7829.N1	22-OCT-2005 13:35:33	Bright	35.000	140	88Gam Peg	2.8340	26000.	70	19059	No
115	GOM_NL__2PRFIN20051022_133927_000000372041_00468_19059_7830.N1	22-OCT-2005 13:39:27	Bright	36.500	58	21Alp And	2.0730	11000.	73	19059	No
116	GOM_NL__2PRFIN20051022_134714_000000372041_00468_19059_7831.N1	22-OCT-2005 13:47:14	Bright	37.000	68	18Alp Cas	2.2250	4500.0	74	19059	No
117	GOM_NL__2PRFIN20051022_134831_000000372041_00468_19059_7832.N1	22-OCT-2005 13:48:31	Bright	36.500	76	27Gam Cas	2.3000	30000.	73	19059	No
118	GOM_NL__2PRFIN20051022_135626_000000362041_00468_19059_7833.N1	22-OCT-2005 13:56:26	Bright	35.500	49	1Alp UMi	1.9900	6300.0	71	19059	No
119	GOM_NL__2PRFIN20051022_135949_000000342041_00468_19059_7834.N1	22-OCT-2005 13:59:49	Bright	34.000	60	7Bet UMi	2.0810	3950.0	68	19059	No
120	GOM_NL__2PRFIN20051022_140441_000000382041_00468_19059_7835.N1	22-OCT-2005 14:04:41	Bright	38.000	36	50Alp UMa	1.8000	6300.0	76	19059	No
121	GOM_NL__2PRFIN20051022_140615_000000362041_00468_19059_7836.N1	22-OCT-2005 14:06:15	Bright	36.000	82	48Bet UMa	2.3650	10600.	72	19059	No
122	GOM_NL__2PRFIN20051022_140945_000000362041_00468_19059_7837.N1	22-OCT-2005 14:09:45	Bright	36.000	174	52Psi UMa	3.0040	4400.0	72	19059	No
123	GOM_NL__2PRFIN20051022_141643_000000352041_00468_19059_7838.N1	22-OCT-2005 14:16:43	Bright	35.000	96	68Del Leo	2.5600	9300.0	70	19059	No
124	GOM_NL__2PRFIN20051022_143618_000000392041_00468_19059_7839.N1	22-OCT-2005 14:36:18	Dark	38.500	113	Mu Vel	2.6920	5000.0	77	19059	No
125	GOM_NL__2PRFIN20051022_144048_000000412041_00469_19060_7823.N1	22-OCT-2005 14:40:48	Dark	41.000	46	Del Vel	1.9540	10600.	82	19060	No
126	GOM_NL__2PRFIN20051022_144245_000000382041_00469_19060_7824.N1	22-OCT-2005 14:42:45	Dark	37.500	29	Bet Car	1.6720	10200.	75	19060	No
127	GOM_NL__2PRFIN20051022_145347_000000372041_00469_19060_7825.N1	22-OCT-2005 14:53:47	Dark	37.000	143	Alp Hyi	2.8570	7200.0	74	19060	No
128	GOM_NL__2PRFIN20051022_145513_000000392041_00469_19060_7826.N1	22-OCT-2005 14:55:13	Dark	39.000	9	Alp Eri	0.45300	24000.	78	19060	No
129	GOM_NL__2PRFIN20051022_150006_000000382041_00469_19060_7827.N1	22-OCT-2005 15:00:06	Straylight	38.000	84	Alp Phe	2.3970	4500.0	76	19060	No
130	GOM_NL__2PRFIN20051022_150639_000000442041_00469_19060_7828.N1	22-OCT-2005 15:06:39	Straylight	43.500	52	16Bet Cet	2.0370	4500.0	87	19060	No
131	GOM_NL__2PRFIN20051022_151609_000000342041_00469_19060_7829.N1	22-OCT-2005 15:16:09	Bright	34.000	140	88Gam Peg	2.8340	26000.	68	19060	No
132	GOM_NL__2PRFIN20051022_152003_000000372041_00469_19060_7830.N1	22-OCT-2005 15:20:03	Bright	36.500	58	21Alp And	2.0730	11000.	73	19060	No
133	GOM_NL__2PRFIN20051022_152750_000000372041_00469_19060_7831.N1	22-OCT-2005 15:27:50	Bright	36.500	68	18Alp Cas	2.2250	4500.0	73	19060	No
134	GOM_NL__2PRFIN20051022_152907_000000352041_00469_19060_7832.N1	22-OCT-2005 15:29:07	Bright	35.000	76	27Gam Cas	2.3000	30000.	70	19060	No
135	GOM_NL__2PRFIN20051022_153702_000000372041_00469_19060_7833.N1	22-OCT-2005 15:37:02	Bright	36.500	49	1Alp UMi	1.9900	6300.0	73	19060	No
136	GOM_NL__2PRFIN20051022_154025_000000372041_00469_19060_7834.N1	22-OCT-2005 15:40:25	Bright	37.000	60	7Bet UMi	2.0810	3950.0	74	19060	No
137	GOM_NL__2PRFIN20051022_154517_000000372041_00469_19060_7835.N1	22-OCT-2005 15:45:17	Bright	37.000	36	50Alp UMa	1.8000	6300.0	74	19060	No
138	GOM_NL__2PRFIN20051022_154651_000000302041_00469_19060_7836.N1	22-OCT-2005 15:46:51	Bright	30.000	82	48Bet UMa	2.3650	10600.	60	19060	No
139	GOM_NL__2PRFIN20051022_155021_000000542041_00469_19060_7837.N1	22-OCT-2005 15:50:21	Bright	54.000	174	52Psi UMa	3.0040	4400.0	108	19060	No
140	GOM_NL__2PRFIN20051022_155719_000000352041_00469_19060_7838.N1	22-OCT-2005 15:57:19	Bright	35.000	96	68Del Leo	2.5600	9300.0	70	19060	No
141	GOM_NL__2PRFIN20051022_161654_000000392041_00469_19060_7839.N1	22-OCT-2005 16:16:54	Dark	39.000	113	Mu Vel	2.6920	5000.0	78	19060	No
142	GOM_NL__2PRFIN20051022_162125_000000442041_00470_19061_7823.N1	22-OCT-2005 16:21:25	Dark	43.500	46	Del Vel	1.9540	10600.	87	19061	No
143	GOM_NL__2PRFIN20051022_162321_000000412041_00470_19061_7824.N1	22-OCT-2005 16:23:21	Dark	40.500	29	Bet Car	1.6720	10200.	81	19061	No
144	GOM_NL__2PRFIN20051022_163424_000000372041_00470_19061_7825.N1	22-OCT-2005 16:34:24	Dark	36.500	143	Alp Hyi	2.8570	7200.0	73	19061	No
145	GOM_NL__2PRFIN20051022_163549_000000472041_00470_19061_7826.N1	22-OCT-2005 16:35:49	Dark	47.000	9	Alp Eri	0.45300	24000.	94	19061	No
146	GOM_NL__2PRFIN20051022_164042_000000382041_00470_19061_7827.N1	22-OCT-2005 16:40:42	Straylight	37.500	84	Alp Phe	2.3970	4500.0	75	19061	No
147	GOM_NL__2PRFIN20051022_164715_000000452041_00470_19061_7828.N1	22-OCT-2005 16:47:15	Straylight	44.500	52	16Bet Cet	2.0370	4500.0	89	19061	No
148	GOM_NL__2PRFIN20051022_165645_000000352041_00470_19061_7829.N1	22-OCT-2005 16:56:45	Bright	35.000	140	88Gam Peg	2.8340	26000.	70	19061	No
149	GOM_NL__2PRFIN20051022_170039_000000362041_00470_19061_7830.N1	22-OCT-2005 17:00:39	Bright	36.000	58	21Alp And	2.0730	11000.	72	19061	No
150	GOM_NL__2PRFIN20051022_170826_000000362041_00470_19061_7831.N1	22-OCT-2005 17:08:26	Bright	36.000	68	18Alp Cas	2.2250	4500.0	72	19061	No
151	GOM_NL__2PRFIN20051022_170943_000000372041_00470_19061_7832.N1	22-OCT-2005 17:09:43	Bright	36.500	76	27Gam Cas	2.3000	30000.	73	19061	No
152	GOM_NL__2PRFIN20051022_171738_000000352041_00470_19061_7833.N1	22-OCT-2005 17:17:38	Bright	34.500	49	1Alp UMi	1.9900	6300.0	69	19061	No
153	GOM_NL__2PRFIN20051022_172101_000000372041_00470_19061_7834.N1	22-OCT-2005 17:21:01	Bright	36.500	60	7Bet UMi	2.0810	3950.0	73	19061	No
154	GOM_NL__2PRFIN20051022_172552_000000372041_00470_19061_7835.N1	22-OCT-2005 17:25:52	Bright	36.500	36	50Alp UMa	1.8000	6300.0	73	19061	No
155	GOM_NL__2PRFIN20051022_172727_000000302041_00470_19061_7836.N1	22-OCT-2005 17:27:27	Bright	30.000	82	48Bet UMa	2.3650	10600.	60	19061	No
156	GOM_NL__2PRFIN20051022_173057_000000352041_00470_19061_7837.N1	22-OCT-2005 17:30:57	Bright	34.500	174	52Psi UMa	3.0040	4400.0	69	19061	No
157	GOM_NL__2PRFIN20051022_173755_000000352041_00470_19061_7838.N1	22-OCT-2005 17:37:55	Bright	34.500	96	68Del Leo	2.5600	9300.0	69	19061	No
158	GOM_NL__2PRFIN20051022_175730_000000412041_00470_19061_7839.N1	22-OCT-2005 17:57:30	Dark	41.000	113	Mu Vel	2.6920	5000.0	82	19061	No
159	GOM_NL__2PRFIN20051022_180201_000000402041_00471_19062_7843.N1	22-OCT-2005 18:02:01	Dark	40.000	46	Del Vel	1.9540	10600.	80	19062	No
160	GOM_NL__2PRFIN20051022_180357_000000372041_00471_19062_7844.N1	22-OCT-2005 18:03:57	Dark	37.000	29	Bet Car	1.6720	10200.	74	19062	No

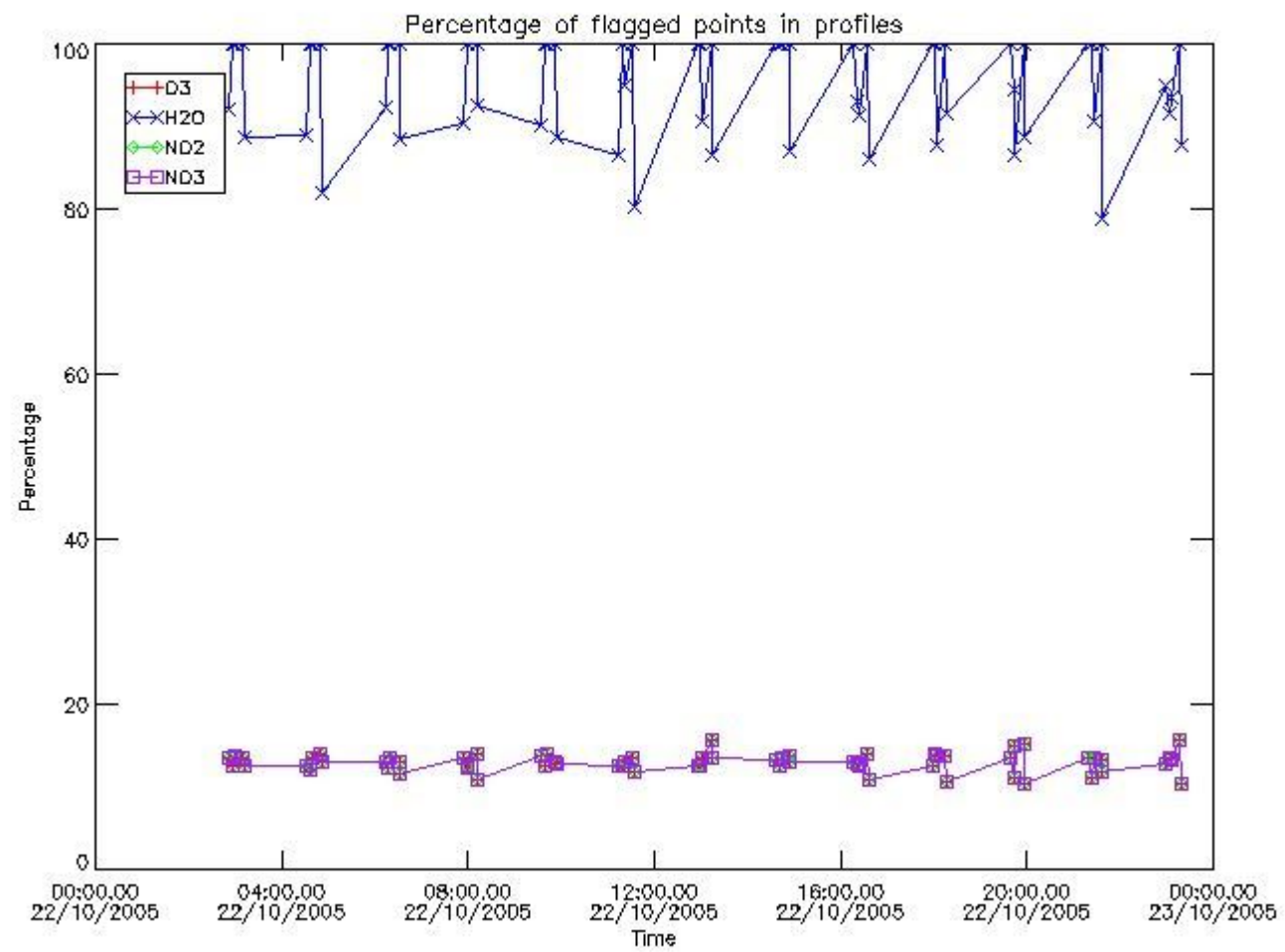
161	GOM_NL__2PRFIN20051022_181500_000000372041_00471_19062_7845.N1	22-OCT-2005 18:15:00	Dark	37.000	143	Alp Hyi	2.8570	7200.0	74	19062	No
162	GOM_NL__2PRFIN20051022_181625_000000492041_00471_19062_7846.N1	22-OCT-2005 18:16:25	Dark	48.500	9	Alp Eri	0.45300	24000.	97	19062	No
163	GOM_NL__2PRFIN20051022_182118_000000422041_00471_19062_7847.N1	22-OCT-2005 18:21:18	Straylight	42.000	84	Alp Phe	2.3970	4500.0	84	19062	No
164	GOM_NL__2PRFIN20051022_182751_000000452041_00471_19062_7848.N1	22-OCT-2005 18:27:51	Straylight	45.000	52	16Bet Cet	2.0370	4500.0	90	19062	No
165	GOM_NL__2PRFIN20051022_183721_000000352041_00471_19062_7849.N1	22-OCT-2005 18:37:21	Bright	34.500	140	88Gam Peg	2.8340	26000.	69	19062	No
166	GOM_NL__2PRFIN20051022_184115_000000362041_00471_19062_7850.N1	22-OCT-2005 18:41:15	Bright	36.000	58	21Alp And	2.0730	11000.	72	19062	No
167	GOM_NL__2PRFIN20051022_184901_000000362041_00471_19062_7851.N1	22-OCT-2005 18:49:01	Bright	36.000	68	18Alp Cas	2.2250	4500.0	72	19062	No
168	GOM_NL__2PRFIN20051022_185019_000000362041_00471_19062_7852.N1	22-OCT-2005 18:50:19	Bright	36.000	76	27Gam Cas	2.3000	30000.	72	19062	No
169	GOM_NL__2PRFIN20051022_185814_000000362041_00471_19062_7853.N1	22-OCT-2005 18:58:14	Bright	35.500	49	1Alp UMi	1.9900	6300.0	71	19062	No
170	GOM_NL__2PRFIN20051022_190137_000000372041_00471_19062_7854.N1	22-OCT-2005 19:01:37	Bright	36.500	60	7Bet UMi	2.0810	3950.0	73	19062	No
171	GOM_NL__2PRFIN20051022_190628_000000402041_00471_19062_7855.N1	22-OCT-2005 19:06:28	Bright	39.500	36	50Alp UMa	1.8000	6300.0	79	19062	No
172	GOM_NL__2PRFIN20051022_190803_000000142041_00471_19062_7856.N1	22-OCT-2005 19:08:03	Tw_i_and_stray	14.000	82	48Bet UMa	2.3650	10600.	28	19062	No
173	GOM_NL__2PRFIN20051022_190843_000000332041_00471_19062_7857.N1	22-OCT-2005 19:08:43	Bright	33.000	87	64Gam UMa	2.4330	11000.	66	19062	No
174	GOM_NL__2PRFIN20051022_191133_000000382041_00471_19062_7858.N1	22-OCT-2005 19:11:33	Bright	38.000	174	52Psi UMa	3.0040	4400.0	76	19062	No
175	GOM_NL__2PRFIN20051022_191831_000000362041_00471_19062_7859.N1	22-OCT-2005 19:18:31	Bright	35.500	96	68Del Leo	2.5600	9300.0	71	19062	No
176	GOM_NL__2PRFIN20051022_193807_000000382041_00471_19062_7860.N1	22-OCT-2005 19:38:07	Dark	37.500	113	Mu Vel	2.6920	5000.0	75	19062	No
177	GOM_NL__2PRFIN20051022_194238_000000462041_00472_19063_7843.N1	22-OCT-2005 19:42:38	Dark	45.500	46	Del Vel	1.9540	10600.	91	19063	No
178	GOM_NL__2PRFIN20051022_194434_000000382041_00472_19063_7844.N1	22-OCT-2005 19:44:34	Dark	37.500	29	Bet Car	1.6720	10200.	75	19063	No
179	GOM_NL__2PRFIN20051022_195536_000000372041_00472_19063_7845.N1	22-OCT-2005 19:55:36	Dark	37.000	143	Alp Hyi	2.8570	7200.0	74	19063	No
180	GOM_NL__2PRFIN20051022_195701_000000502041_00472_19063_7846.N1	22-OCT-2005 19:57:01	Dark	49.500	9	Alp Eri	0.45300	24000.	99	19063	No
181	GOM_NL__2PRFIN20051022_200154_000000412041_00472_19063_7847.N1	22-OCT-2005 20:01:54	Straylight	40.500	84	Alp Phe	2.3970	4500.0	81	19063	No
182	GOM_NL__2PRFIN20051022_200827_000000442041_00472_19063_7848.N1	22-OCT-2005 20:08:27	Straylight	44.000	52	16Bet Cet	2.0370	4500.0	88	19063	No
183	GOM_NL__2PRFIN20051022_201757_000000352041_00472_19063_7849.N1	22-OCT-2005 20:17:57	Bright	35.000	140	88Gam Peg	2.8340	26000.	70	19063	No
184	GOM_NL__2PRFIN20051022_202151_000000362041_00472_19063_7850.N1	22-OCT-2005 20:21:51	Bright	36.000	58	21Alp And	2.0730	11000.	72	19063	No
185	GOM_NL__2PRFIN20051022_202937_000000382041_00472_19063_7851.N1	22-OCT-2005 20:29:37	Bright	37.500	68	18Alp Cas	2.2250	4500.0	75	19063	No
186	GOM_NL__2PRFIN20051022_203055_000000372041_00472_19063_7852.N1	22-OCT-2005 20:30:55	Bright	37.000	76	27Gam Cas	2.3000	30000.	74	19063	No
187	GOM_NL__2PRFIN20051022_203850_000000362041_00472_19063_7853.N1	22-OCT-2005 20:38:50	Bright	35.500	49	1Alp UMi	1.9900	6300.0	71	19063	No
188	GOM_NL__2PRFIN20051022_204213_000000382041_00472_19063_7854.N1	22-OCT-2005 20:42:13	Bright	37.500	60	7Bet UMi	2.0810	3950.0	75	19063	No
189	GOM_NL__2PRFIN20051022_204704_000000372041_00472_19063_7855.N1	22-OCT-2005 20:47:04	Bright	37.000	36	50Alp UMa	1.8000	6300.0	74	19063	No
190	GOM_NL__2PRFIN20051022_204839_000000142041_00472_19063_7856.N1	22-OCT-2005 20:48:39	Tw_i_and_stray	14.000	82	48Bet UMa	2.3650	10600.	28	19063	No
191	GOM_NL__2PRFIN20051022_204919_000000362041_00472_19063_7857.N1	22-OCT-2005 20:49:19	Bright	35.500	87	64Gam UMa	2.4330	11000.	71	19063	No
192	GOM_NL__2PRFIN20051022_205209_000000372041_00472_19063_7858.N1	22-OCT-2005 20:52:09	Bright	36.500	174	52Psi UMa	3.0040	4400.0	73	19063	No
193	GOM_NL__2PRFIN20051022_205908_000000352041_00472_19063_7859.N1	22-OCT-2005 20:59:08	Bright	35.000	96	68Del Leo	2.5600	9300.0	70	19063	No
194	GOM_NL__2PRFIN20051022_211843_000000382041_00472_19063_7860.N1	22-OCT-2005 21:18:43	Dark	37.500	113	Mu Vel	2.6920	5000.0	75	19063	No
195	GOM_NL__2PRFIN20051022_212314_000000462041_00473_19064_7844.N1	22-OCT-2005 21:23:14	Dark	46.000	46	Del Vel	1.9540	10600.	92	19064	No
196	GOM_NL__2PRFIN20051022_212510_000000382041_00473_19064_7845.N1	22-OCT-2005 21:25:10	Dark	37.500	29	Bet Car	1.6720	10200.	75	19064	No
197	GOM_NL__2PRFIN20051022_213612_000000392041_00473_19064_7846.N1	22-OCT-2005 21:36:12	Dark	38.500	143	Alp Hyi	2.8570	7200.0	77	19064	No
198	GOM_NL__2PRFIN20051022_213737_000000432041_00473_19064_7847.N1	22-OCT-2005 21:37:37	Dark	43.000	9	Alp Eri	0.45300	24000.	86	19064	No
199	GOM_NL__2PRFIN20051022_214230_000000422041_00473_19064_7848.N1	22-OCT-2005 21:42:30	Straylight	41.500	84	Alp Phe	2.3970	4500.0	83	19064	No
200	GOM_NL__2PRFIN20051022_214903_000000412041_00473_19064_7849.N1	22-OCT-2005 21:49:03	Straylight	41.000	52	16Bet Cet	2.0370	4500.0	82	19064	No
201	GOM_NL__2PRFIN20051022_215833_000000352041_00473_19064_7850.N1	22-OCT-2005 21:58:33	Bright	35.000	140	88Gam Peg	2.8340	26000.	70	19064	No
202	GOM_NL__2PRFIN20051022_220227_000000362041_00473_19064_7851.N1	22-OCT-2005 22:02:27	Bright	35.500	58	21Alp And	2.0730	11000.	71	19064	No
203	GOM_NL__2PRFIN20051022_221013_000000382041_00473_19064_7852.N1	22-OCT-2005 22:10:13	Bright	37.500	68	18Alp Cas	2.2250	4500.0	75	19064	No
204	GOM_NL__2PRFIN20051022_221131_000000362041_00473_19064_7853.N1	22-OCT-2005 22:11:31	Bright	35.500	76	27Gam Cas	2.3000	30000.	71	19064	No
205	GOM_NL__2PRFIN20051022_221925_000000362041_00473_19064_7854.N1	22-OCT-2005 22:19:25	Bright	36.000	49	1Alp UMi	1.9900	6300.0	72	19064	No
206	GOM_NL__2PRFIN20051022_222249_000000382041_00473_19064_7855.N1	22-OCT-2005 22:22:49	Bright	37.500	60	7Bet UMi	2.0810	3950.0	75	19064	No
207	GOM_NL__2PRFIN20051022_222740_000000402041_00473_19064_7856.N1	22-OCT-2005 22:27:40	Bright	40.000	36	50Alp UMa	1.8000	6300.0	80	19064	No
208	GOM_NL__2PRFIN20051022_222955_000000362041_00473_19064_7857.N1	22-OCT-2005 22:29:55	Bright	36.000	87	64Gam UMa	2.4330	11000.	72	19064	No
209	GOM_NL__2PRFIN20051022_223245_000000362041_00473_19064_7858.N1	22-OCT-2005 22:32:45	Bright	35.500	174	52Psi UMa	3.0040	4400.0	71	19064	No
210	GOM_NL__2PRFIN20051022_223943_000000342041_00473_19064_7859.N1	22-OCT-2005 22:39:43	Bright	34.000	96	68Del Leo	2.5600	9300.0	68	19064	No
211	GOM_NL__2PRFIN20051022_225919_000000402041_00473_19064_7860.N1	22-OCT-2005 22:59:19	Dark	40.000	113	Mu Vel	2.6920	5000.0	80	19064	No
212	GOM_NL__2PRFIN20051022_230351_000000422041_00474_19065_7844.N1	22-OCT-2005 23:03:51	Dark	41.500	46	Del Vel	1.9540	10600.	83	19065	No
213	GOM_NL__2PRFIN20051022_230546_000000392041_00474_19065_7845.N1	22-OCT-2005 23:05:46	Dark	38.500	29	Bet Car	1.6720	10200.	77	19065	No
214	GOM_NL__2PRFIN20051022_231648_000000362041_00474_19065_7846.N1	22-OCT-2005 23:16:48	Dark	36.000	143	Alp Hyi	2.8570	7200.0	72	19065	No
215	GOM_NL__2PRFIN20051022_231813_000000502041_00474_19065_7847.N1	22-OCT-2005 23:18:13	Dark	49.500	9	Alp Eri	0.45300	24000.	99	19065	No
216	GOM_NL__2PRFIN20051022_232306_000000412041_00474_19065_7848.N1	22-OCT-2005 23:23:06	Straylight	40.500	84	Alp Phe	2.3970	4500.0	81	19065	No
217	GOM_NL__2PRFIN20051022_232939_000000422041_00474_19065_7849.N1	22-OCT-2005 23:29:39	Straylight	42.000	52	16Bet Cet	2.0370	4500.0	84	19065	No
218	GOM_NL__2PRFIN20051022_233909_000000342041_00474_19065_7850.N1	22-OCT-2005 23:39:09	Bright	34.000	140	88Gam Peg	2.8340	26000.	68	19065	No
219	GOM_NL__2PRFIN20051022_234303_000000342041_00474_19065_7851.N1	22-OCT-2005 23:43:03	Bright	34.000	58	21Alp And	2.0730	11000.	68	19065	No

220	GOM_NL__2PRFIN20051022_235049_000000382041_00474_19065_7852.N1	22-OCT-2005 23:50:49	Bright	37.500	68	18Alp Cas	2.2250	4500.0	75	19065	No
221	GOM_NL__2PRFIN20051022_235206_000000352041_00474_19065_7853.N1	22-OCT-2005 23:52:06	Bright	34.500	76	27Gam Cas	2.3000	30000.	69	19065	No

3. Quality information per product

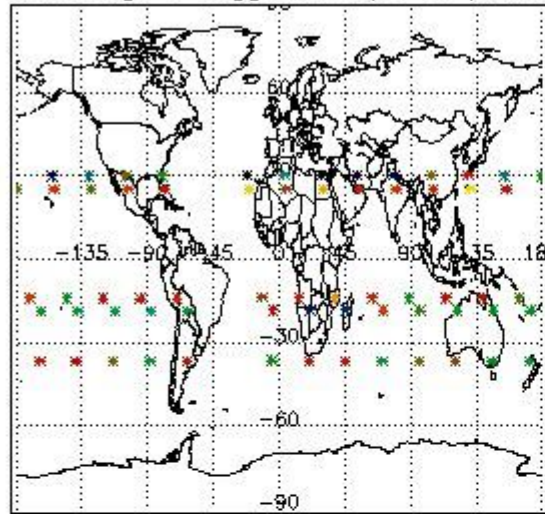
In this section it is plotted some information contained in the Quality Summary data set of the level 2 products. Only products in dark limb conditions and without errors (error flag in the MPH set to "0") are used.

3.1 Plot quality information per product (time dependant)

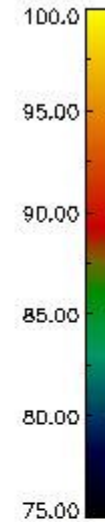
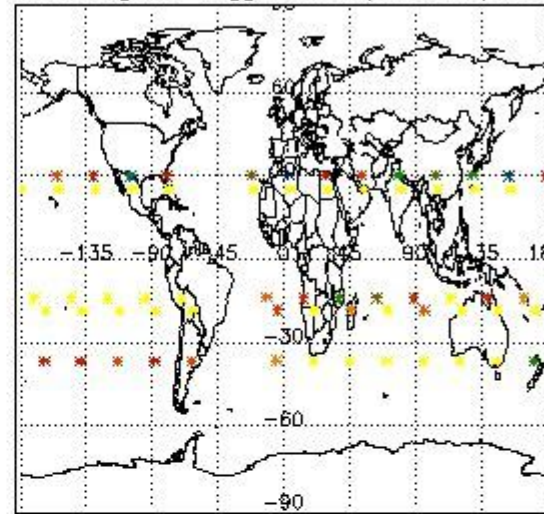


3.2 Plot quality information per product (world map)

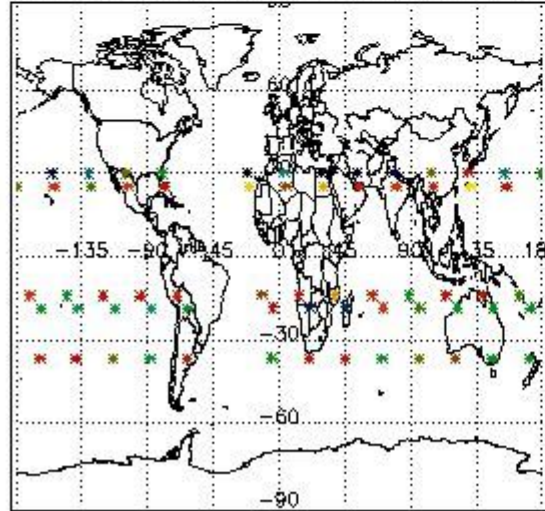
Percentage of flagged data per O3 profile



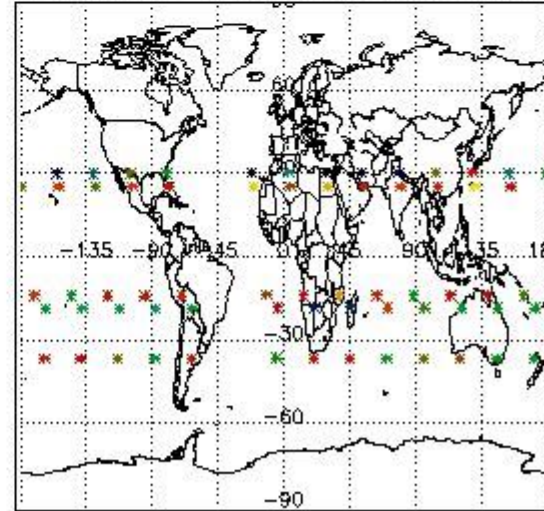
Percentage of flagged data per H2O profile



Percentage of flagged data per NO2 profile



Percentage of flagged data per NO3 profile

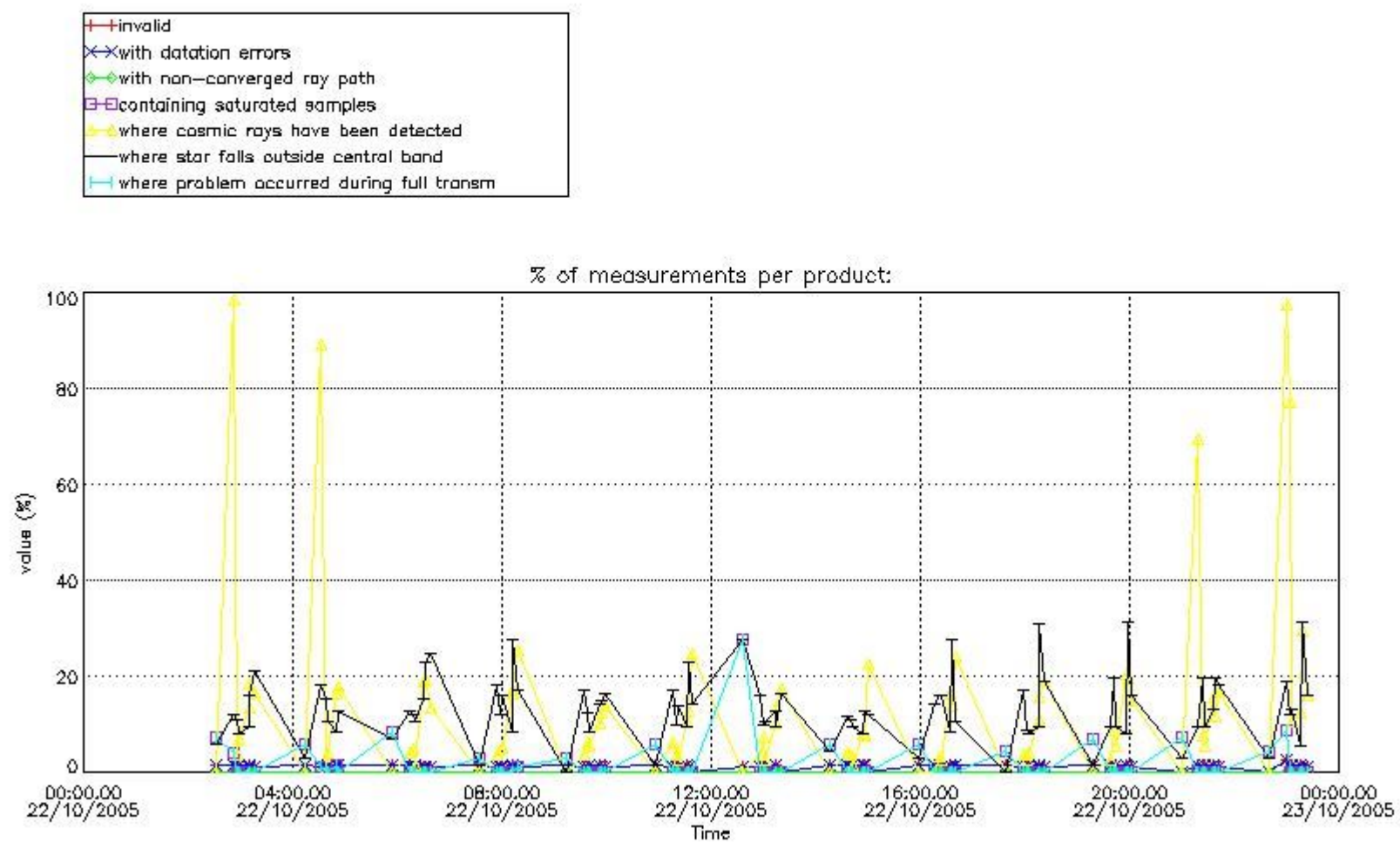


4. Level 1 quality information per product

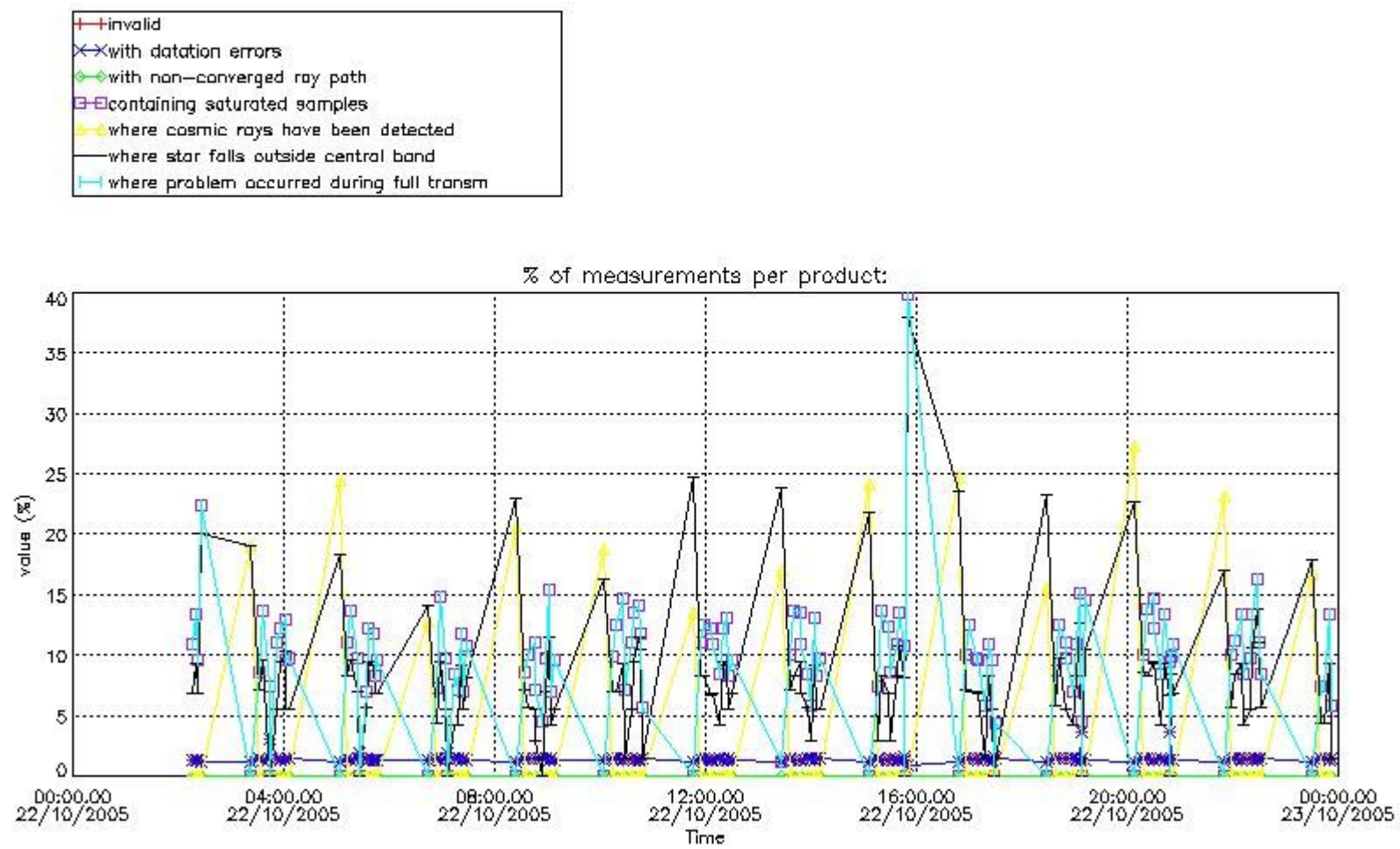
In this section it is plotted some information contained in the Quality Summary data set of the level 2 products that comes from the level 1b processing. Products without errors (error flag in the MPH set to "0") are used.

4.1 Plot quality information per product (time dependant) coming from level 1b processing

4.1.1 Plot level 1 quality information per product (time dependant): ENVISAT ASCENDING passes

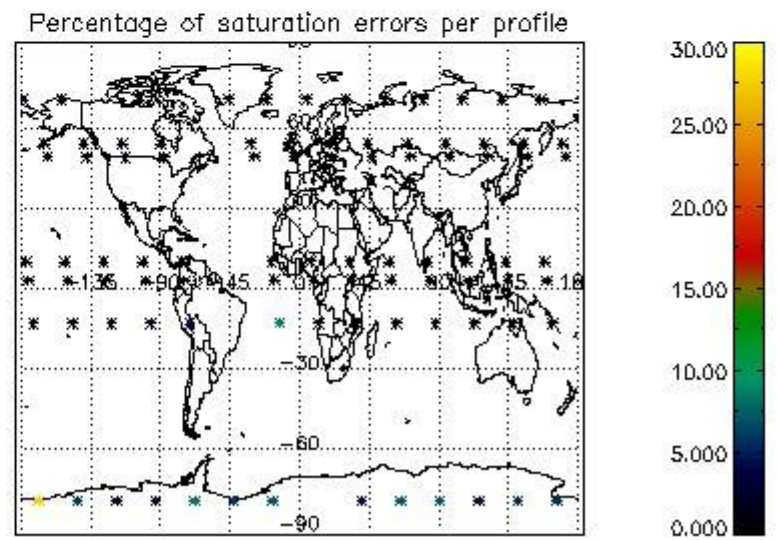
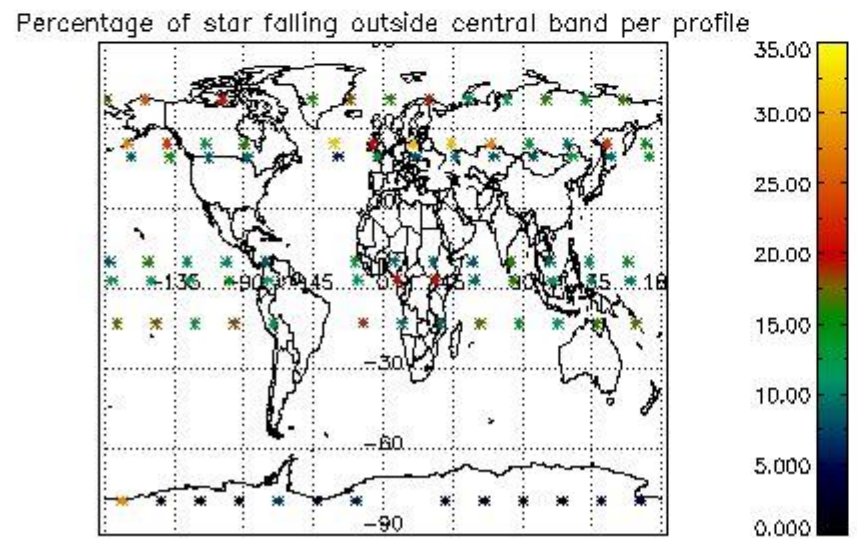
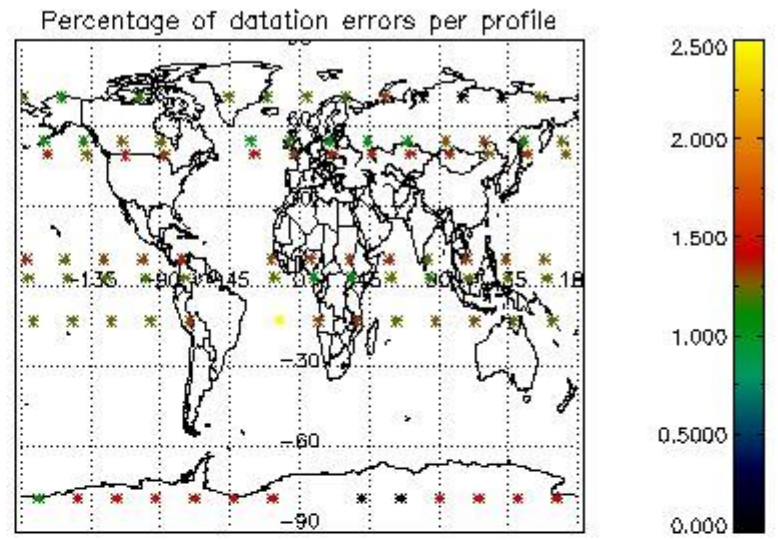
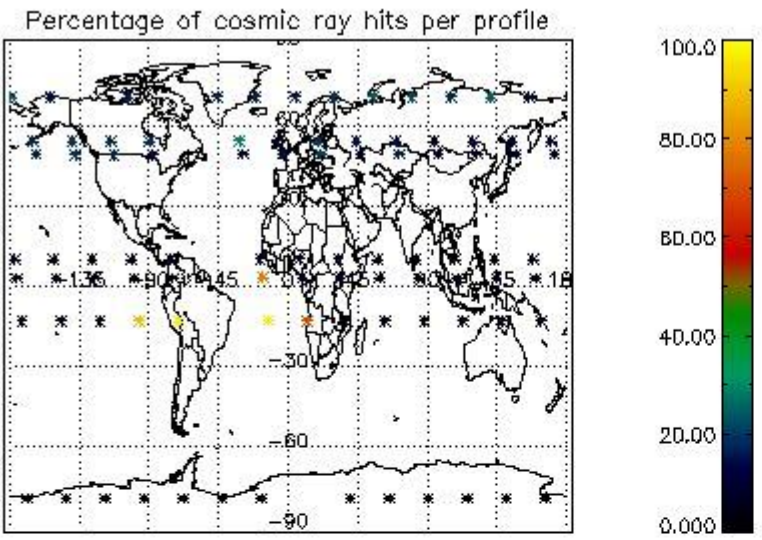


4.1.2 Plot level 1 quality information per product (time dependant): ENVI SAT DESCENDING passes

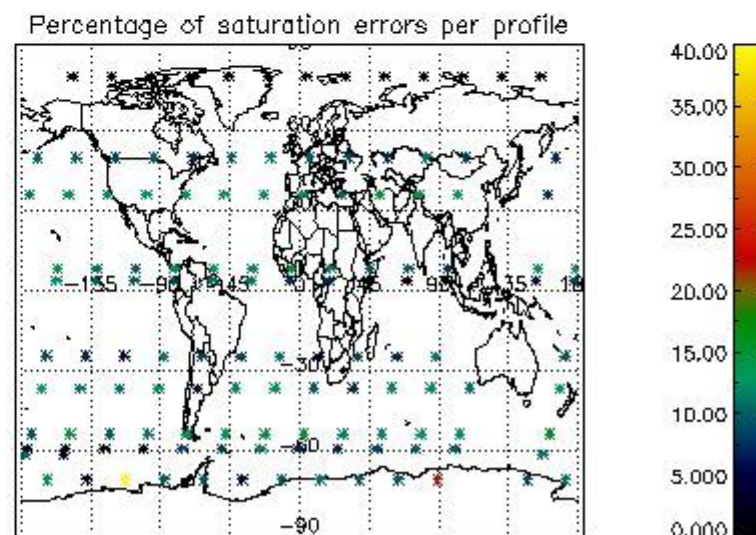
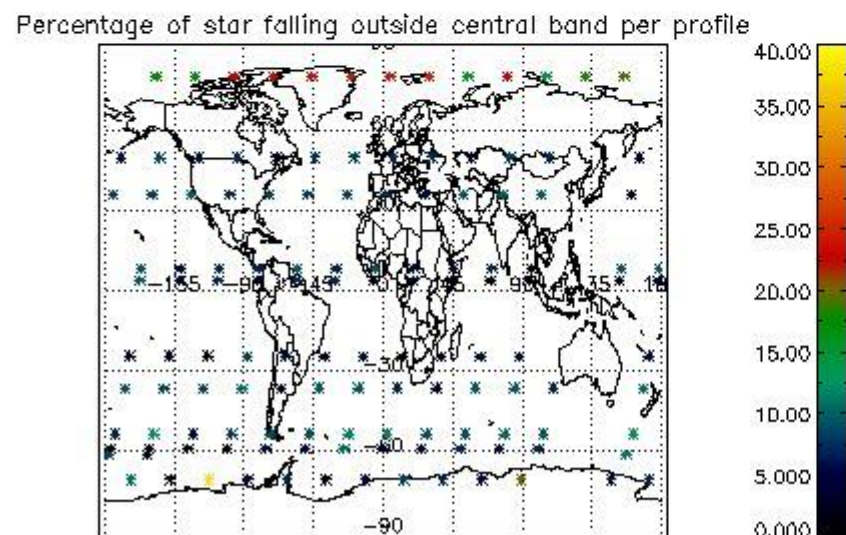
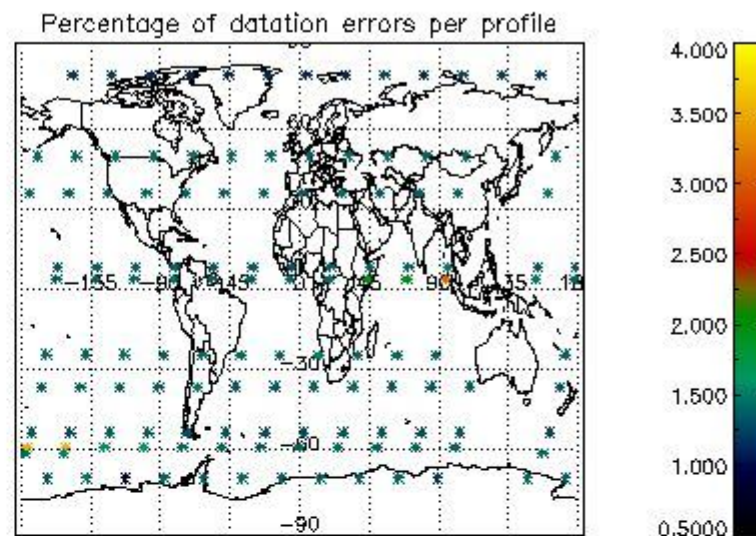
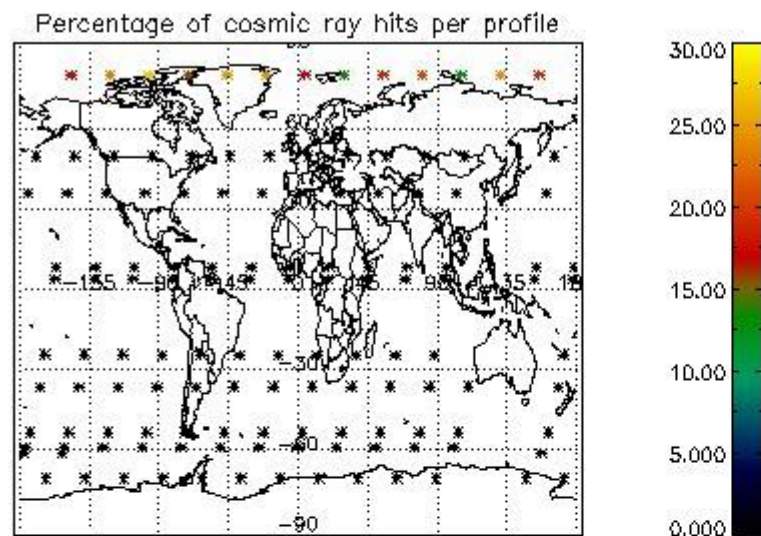


4.2 Plot quality information per product coming from level 1b processing (world map)

4.2.1 Plot level 1 quality information per product (world map): ENVISAT ASCENDING passes



4.2.2 Plot level 1 quality information per product (world map): ENVISAT DESCENDING passes



5. Trace gas profiles

5.1 Ozone statistics based on quality of products

The final quality of the products can be "measured" using the STD (Standard Deviation) attached to every point profile. This information is written to the parameter GOM_NL__2P/NL_LOCAL_SPECIES_DENSITY/o3_std of the level 2 products. The table below shows the statistics for given STD ranges.

The statistics are given with respect to the overall valid production:

- Products without fatal errors: GOM_NL__2P/MPH/PRODUCT_ERR=0
- Valid point profile: GOM_NL__2P/NL_LOCAL_SPECIES_DENSITY/pcd(0)=0

The 'Criteria' is applied to valid points of dark limb products:

- Products in dark limb illumination condition: GOM_NL__2P/NL_SUMMARY_QUALITY/obs_ill_cond=0
- Products without fatal errors: GOM_NL__2P/MPH/PRODUCT_ERR=0
- Valid point profile: GOM_NL__2P/NL_LOCAL_SPECIES_DENSITY/pcd(0)=0

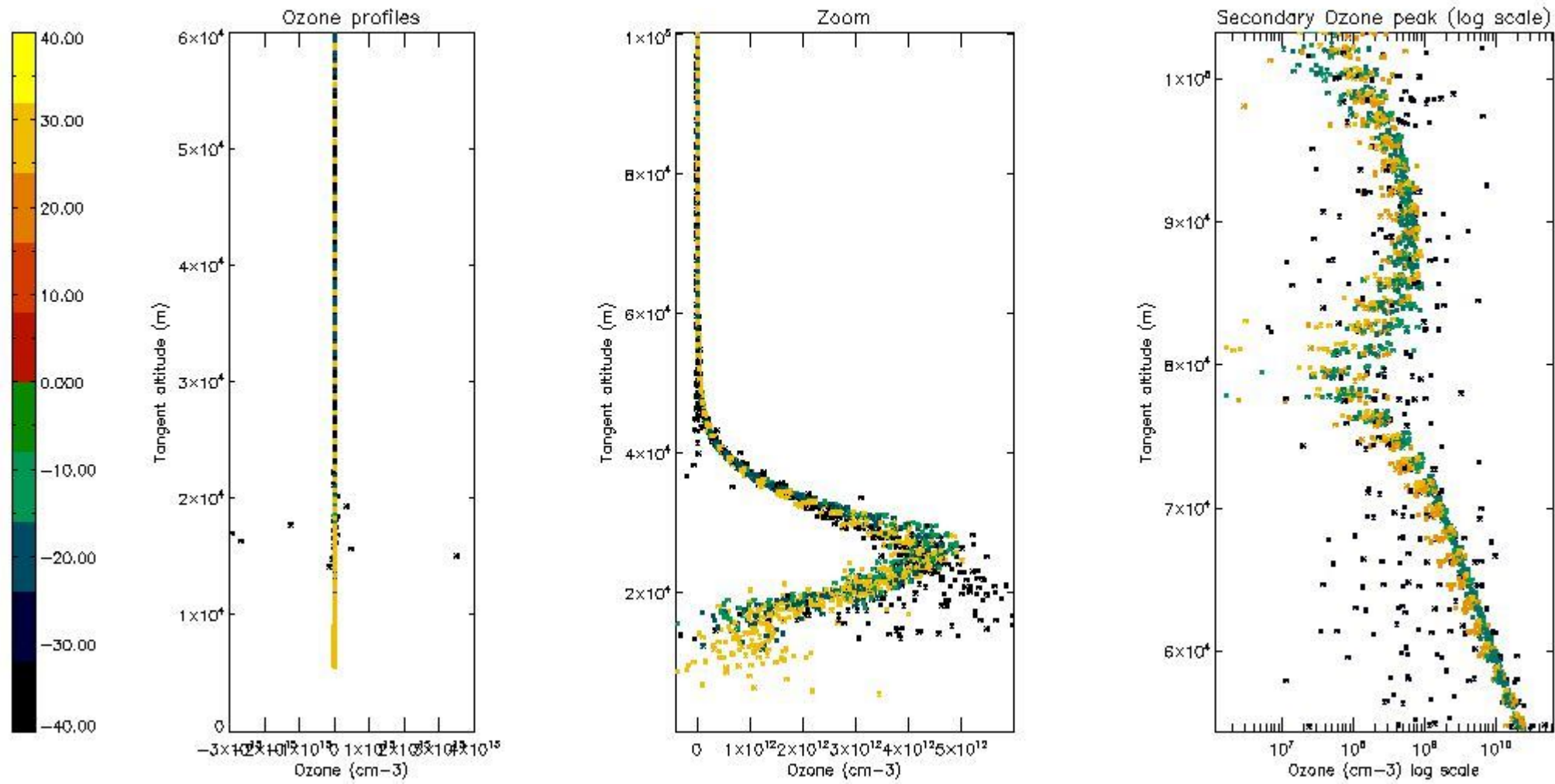
So, the table below shows the percentage of dark limb and valid observations for each criteria with respect to the overall valid daily observations.

Criteria	% of total production
All STD	32
STD < 20	19

STD < 10	15
STD < 5	9

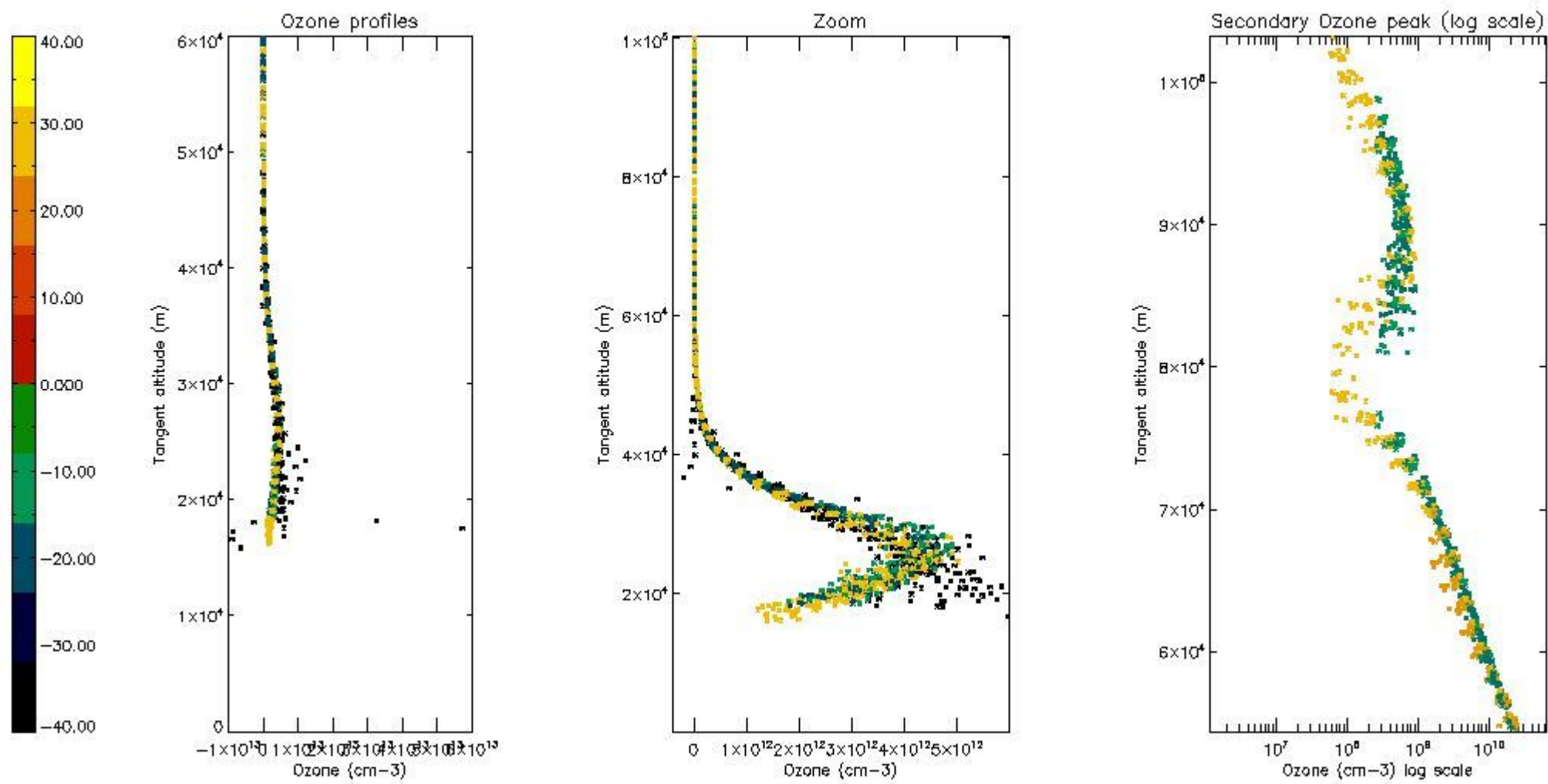
5.2 Plot ozone profiles for all STD (dark without errors)

The colorbar represents the latitude.



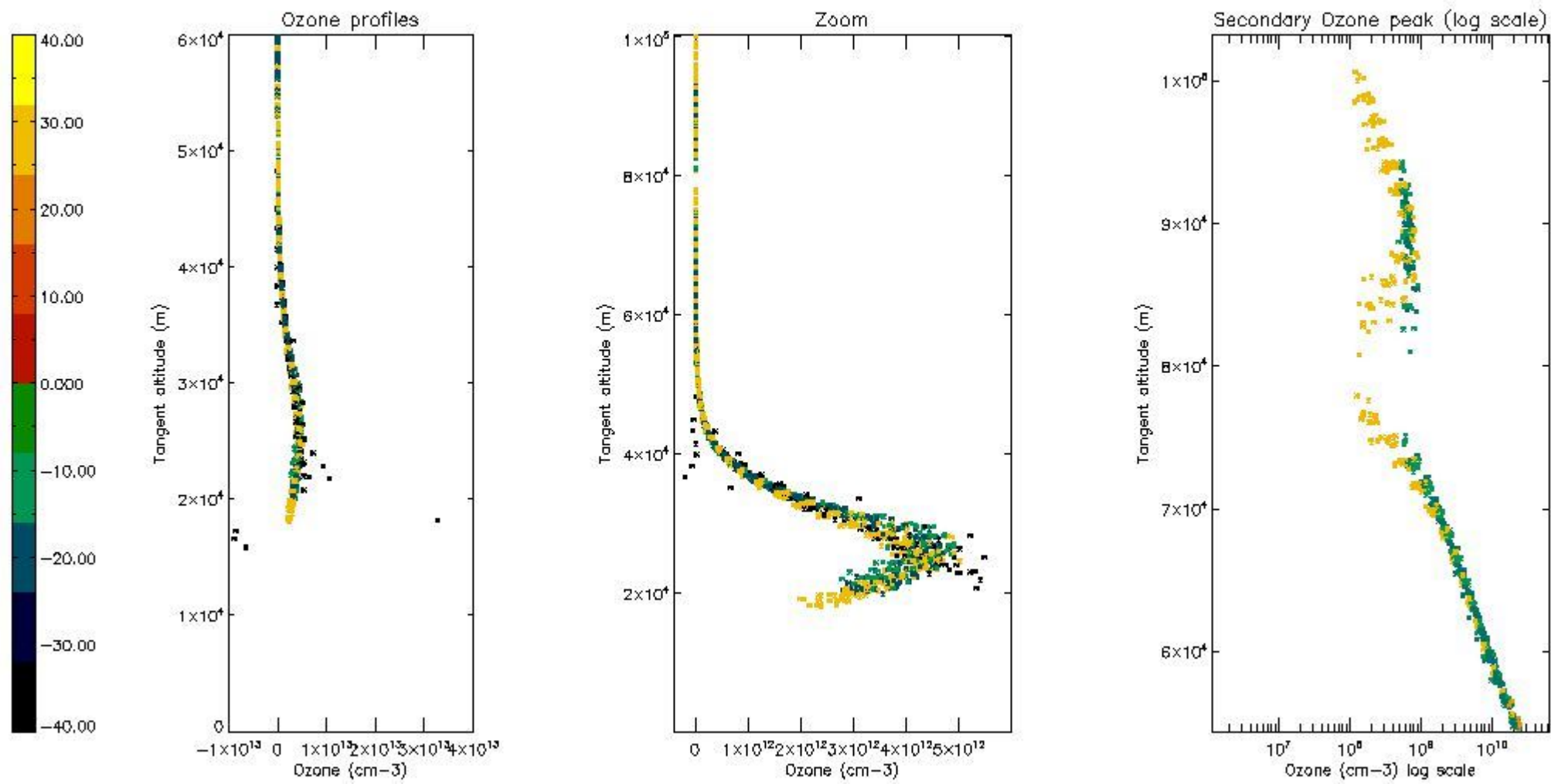
5.3 Plot ozone profiles where STD < 20% (dark without errors)

The colorbar represents the latitude.



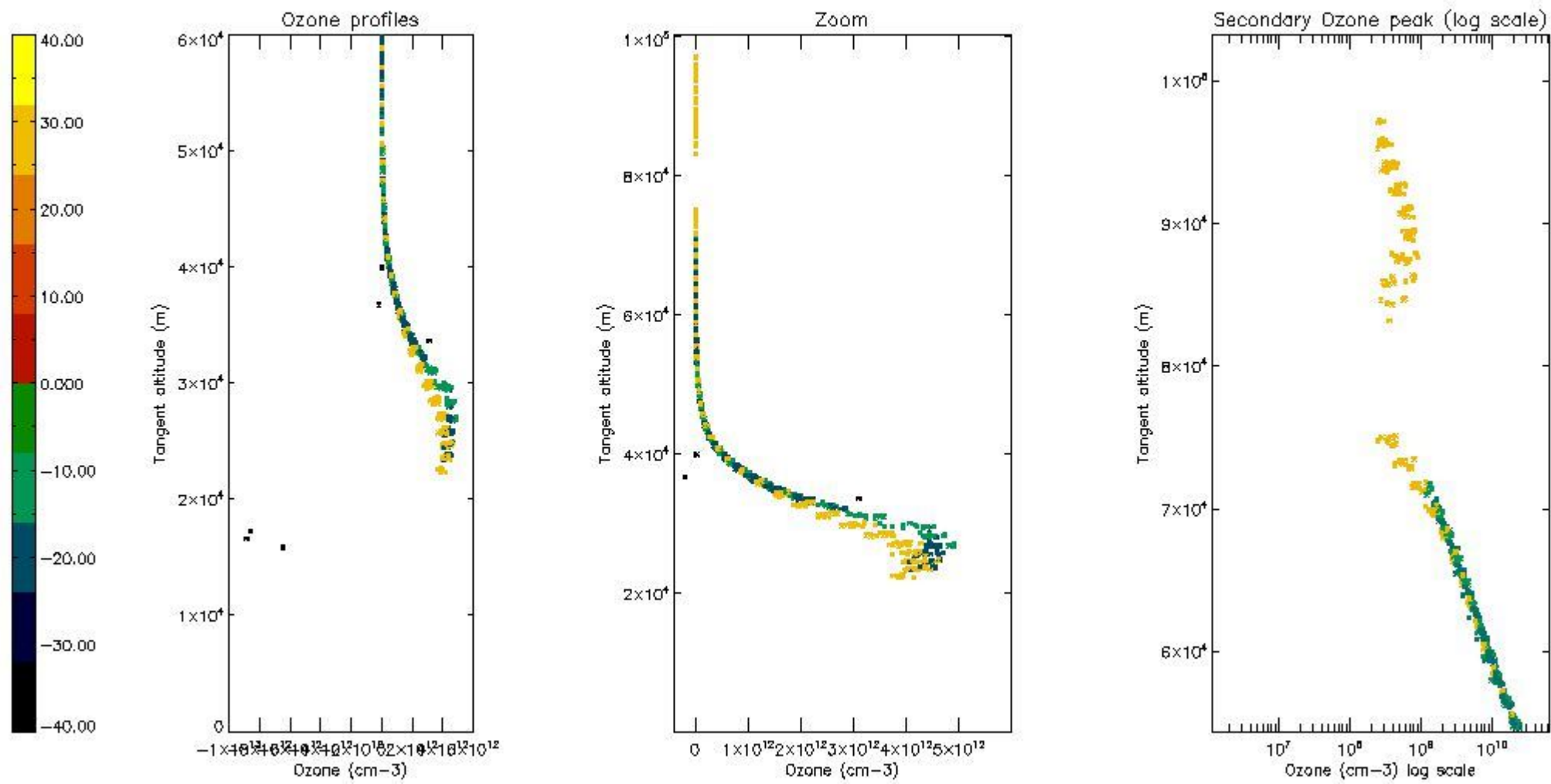
5.4 Plot ozone profiles where $STD < 10\%$ (dark without errors)

The colorbar represents the latitude.



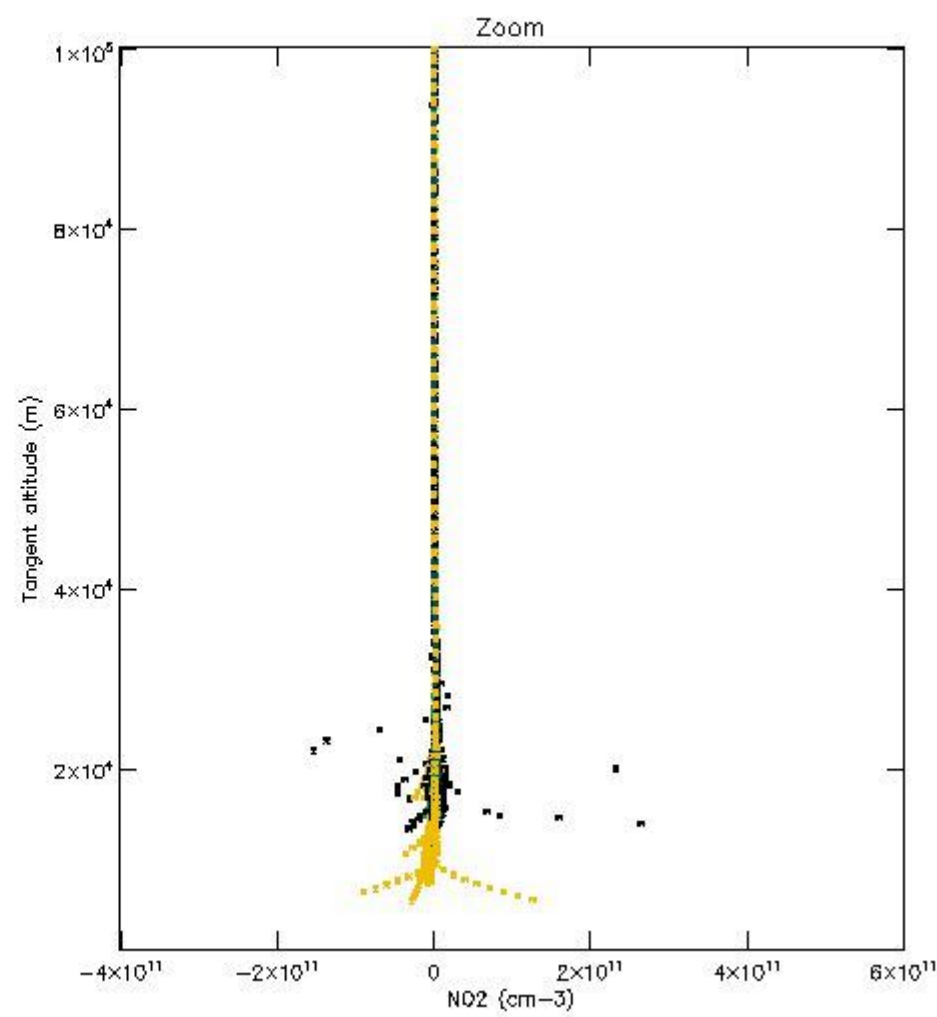
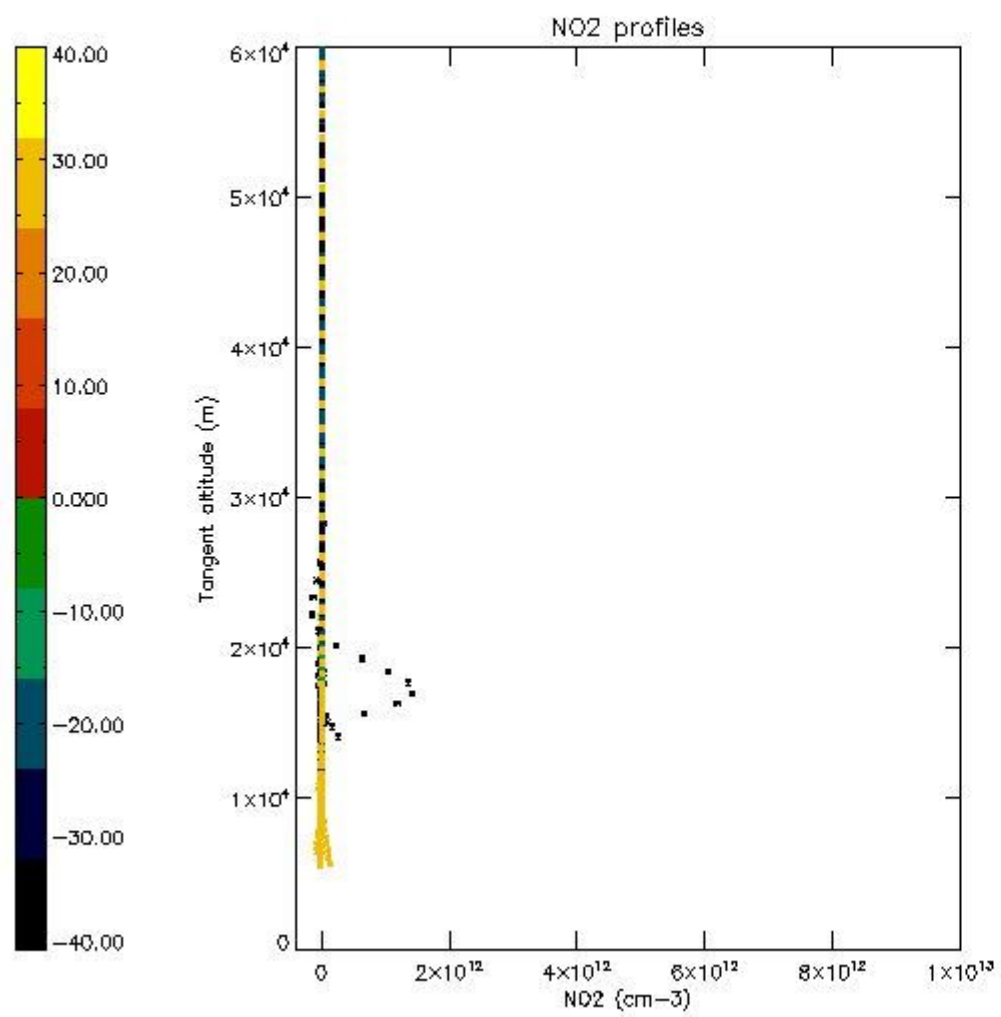
5.5 Plot ozone profiles where STD < 5% (dark without errors)

The colorbar represents the latitude.



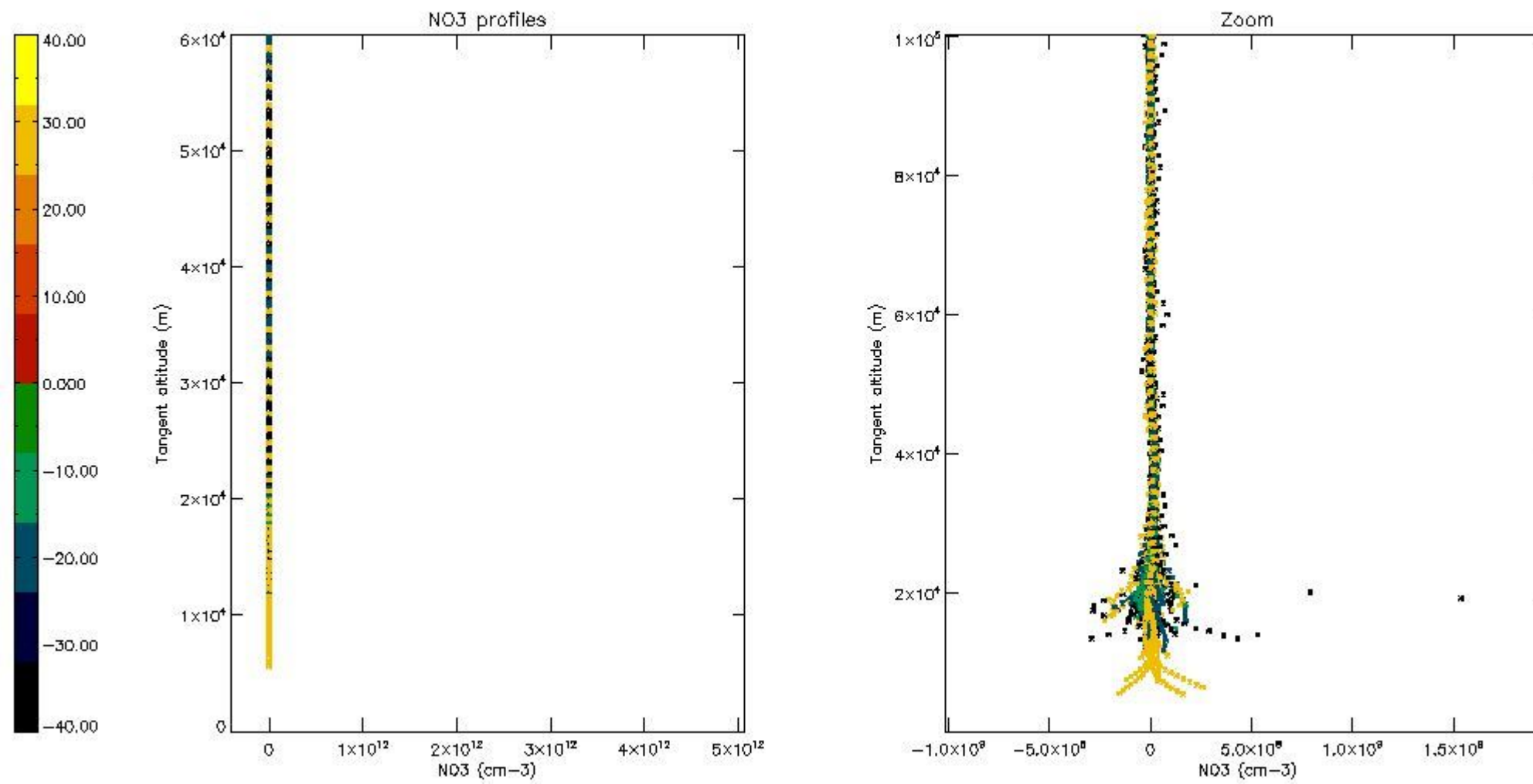
5.6 Plot NO₂ profiles for all STD (dark without errors)

The colorbar represents the latitude.



5.7 Plot NO3 profiles for all STD (dark without errors)

The colorbar represents the latitude.



6. Auxiliary Data Files used for the production reported in section 2

The number reported in the third column indicates since which file (see list in section 2) the corresponding auxiliary file has been used. The fourth column is the date of those product files.

Type	Auxiliary Filename	Used since product	Used since product date
INST_PHYS_CHARACTERISTICS	GOM_INS_AXVIEC20091111_143220_20030716_120000_20500101_000000	1	22-OCT-2005 02:15:35
LEVEL-2_PROC_CONFIG	GOM_PR2_AXVIEC20091111_152718_20020301_000000_20500101_000000	1	22-OCT-2005 02:15:35
CROSS_SECTIONS_FILE	GOM_CRS_AXVIEC20091111_154832_20020301_000000_20500101_000000	1	22-OCT-2005 02:15:35

GOMOS Level 2 Daily Report

SUMMARY

[1. General Info](#)

[2. Summary of processed GOM_NL_2P products](#)

[3. Level 2 Quality information per product](#)

[3.1 Plot of level 2 quality information per product \(time dependant\)](#)

[3.2 Plot of level 2 quality information per product \(world map\)](#)

[4. Level 1 Quality information per product \(stored on level 2 products\)](#)

[4.1 Plot of level 1 quality information per product \(time dependant\)](#)

[4.1.1 Plot of level 1 quality information per product \(time dependant\): ASCENDING](#)

[4.1.2 Plot of level 1 quality information per product \(time dependant\): DESCENDING](#)

[4.2 Plot of level 1 quality information per product \(world map\)](#)

[4.2.1 Plot of level 1 quality information per product \(world map\): ASCENDING](#)

[4.2.2 Plot of level 1 quality information per product \(world map\): DESCENDING](#)

[5. Ozone profiles based on quality statistics and other trace gas profiles](#)

[5.1 Ozone statistics based on quality of products](#)

[5.2 Plot ozone profiles for all STD \(dark without errors\)](#)

[5.3 Plot ozone profiles where STD < 20% \(dark without errors\)](#)

[5.4. Plot ozone profiles where STD < 10% \(dark without errors\)](#)

[5.5. Plot ozone profiles where STD < 5% \(dark without errors\)](#)

[5.6 Plot NO2 profiles for all STD \(dark without errors\)](#)

[5.7 Plot NO3 profiles for all STD \(dark without errors\)](#)

[5.8 Plot H2O profiles \(only for occultations of stars 1,2,3,4,13,14,16,26,63 dark without errors\) for all STD](#)

[6. Auxiliary Data Files used for the production reported in section 2](#)

This report presents the daily analysis on parameters extracted from GOMOS level 2 data (GOM_NL__2P). It is intended to monitor some important parameters that will impact the quality of these products. A list of level 2 products (and content) that have arrived during the reporting day to the PCF is also given.

Item	Value
Time of report generation	18APR2013 12:00:44
Data source version	GOMOS/6.01
Start time of products	22-10-2005 (22OCT2005 00:00:00)
Stop time of products	23-10-2005 (23OCT2005 00:00:00)
Store outputs in DB	Yes
Nb of level 2 prods	221
Nb of prods with errors	0

2. Summary of processed GOM_NL__2P products.

Nr	Filename	UTC Start time	Limb	Duration	Star Id	Star Name	Star Mag	Star Temp	Nb Meas	Orbit	Prod. error
1	GOM_NL__2PRFIN20051022_021535_000000372041_00461_19052_7822.N1	22-OCT-2005 02:15:35	Bright	36.500	60	7Bet UMi	2.0810	3950.0	73	19052	No
2	GOM_NL__2PRFIN20051022_022029_000000382041_00461_19052_7823.N1	22-OCT-2005 02:20:29	Bright	37.500	36	50Alp UMa	1.8000	6300.0	75	19052	No
3	GOM_NL__2PRFIN20051022_022204_000000372041_00461_19052_7824.N1	22-OCT-2005 02:22:04	Bright	36.500	82	48Bet UMa	2.3650	10600.	73	19052	No
4	GOM_NL__2PRFIN20051022_022533_000000432041_00461_19052_7825.N1	22-OCT-2005 02:25:33	Bright	42.500	174	52Psi UMa	3.0040	4400.0	85	19052	No
5	GOM_NL__2PRFIN20051022_023230_000000352041_00461_19052_7826.N1	22-OCT-2005 02:32:30	Bright	35.000	96	68Del Leo	2.5600	9300.0	70	19052	No
6	GOM_NL__2PRFIN20051022_025204_000000382041_00461_19052_7827.N1	22-OCT-2005 02:52:04	Dark	38.000	113	Mu Vel	2.6920	5000.0	76	19052	No
7	GOM_NL__2PRFIN20051022_025633_000000412041_00462_19053_7822.N1	22-OCT-2005 02:56:33	Dark	41.000	46	Del Vel	1.9540	10600.	82	19053	No
8	GOM_NL__2PRFIN20051022_025831_000000372041_00462_19053_7823.N1	22-OCT-2005 02:58:31	Dark	37.000	29	Bet Car	1.6720	10200.	74	19053	No
9	GOM_NL__2PRFIN20051022_030934_000000382041_00462_19053_7824.N1	22-OCT-2005 03:09:34	Dark	37.500	143	Alp Hyi	2.8570	7200.0	75	19053	No
10	GOM_NL__2PRFIN20051022_031059_000000412041_00462_19053_7825.N1	22-OCT-2005 03:10:59	Dark	40.500	9	Alp Eri	0.45300	24000.	81	19053	No
11	GOM_NL__2PRFIN20051022_031553_000000432041_00462_19053_7826.N1	22-OCT-2005 03:15:53	Straylight	43.000	84	Alp Phe	2.3970	4500.0	86	19053	No
12	GOM_NL__2PRFIN20051022_032226_000000422041_00462_19053_7827.N1	22-OCT-2005 03:22:26	Straylight	42.000	52	16Bet Cet	2.0370	4500.0	84	19053	No
13	GOM_NL__2PRFIN20051022_033157_000000352041_00462_19053_7828.N1	22-OCT-2005 03:31:57	Bright	35.000	140	88Gam Peg	2.8340	26000.	70	19053	No
14	GOM_NL__2PRFIN20051022_033551_000000372041_00462_19053_7829.N1	22-OCT-2005 03:35:51	Bright	36.500	58	21Alp And	2.0730	11000.	73	19053	No
15	GOM_NL__2PRFIN20051022_034339_000000342041_00462_19053_7830.N1	22-OCT-2005 03:43:39	Bright	34.000	68	18Alp Cas	2.2250	4500.0	68	19053	No
16	GOM_NL__2PRFIN20051022_034457_000000162041_00462_19053_7831.N1	22-OCT-2005 03:44:57	Tw_i_and_stray	16.000	76	27Gam Cas	2.3000	30000.	32	19053	No
17	GOM_NL__2PRFIN20051022_035250_000000362041_00462_19053_7832.N1	22-OCT-2005 03:52:50	Bright	36.000	49	1Alp UMi	1.9900	6300.0	72	19053	No
18	GOM_NL__2PRFIN20051022_035612_000000372041_00462_19053_7833.N1	22-OCT-2005 03:56:12	Bright	37.000	60	7Bet UMi	2.0810	3950.0	74	19053	No
19	GOM_NL__2PRFIN20051022_040105_000000392041_00462_19053_7834.N1	22-OCT-2005 04:01:05	Bright	38.500	36	50Alp UMa	1.8000	6300.0	77	19053	No
20	GOM_NL__2PRFIN20051022_040240_000000372041_00462_19053_7835.N1	22-OCT-2005 04:02:40	Bright	36.500	82	48Bet UMa	2.3650	10600.	73	19053	No
21	GOM_NL__2PRFIN20051022_040609_000000362041_00462_19053_7836.N1	22-OCT-2005 04:06:09	Bright	36.000	174	52Psi UMa	3.0040	4400.0	72	19053	No
22	GOM_NL__2PRFIN20051022_041306_000000352041_00462_19053_7837.N1	22-OCT-2005 04:13:06	Bright	34.500	96	68Del Leo	2.5600	9300.0	69	19053	No
23	GOM_NL__2PRFIN20051022_043241_000000412041_00462_19053_7838.N1	22-OCT-2005 04:32:41	Dark	41.000	113	Mu Vel	2.6920	5000.0	82	19053	No
24	GOM_NL__2PRFIN20051022_043709_000000432041_00463_19054_7822.N1	22-OCT-2005 04:37:09	Dark	42.500	46	Del Vel	1.9540	10600.	85	19054	No
25	GOM_NL__2PRFIN20051022_043907_000000382041_00463_19054_7823.N1	22-OCT-2005 04:39:07	Dark	38.000	29	Bet Car	1.6720	10200.	76	19054	No
26	GOM_NL__2PRFIN20051022_045011_000000372041_00463_19054_7824.N1	22-OCT-2005 04:50:11	Dark	36.500	143	Alp Hyi	2.8570	7200.0	73	19054	No
27	GOM_NL__2PRFIN20051022_045136_000000392041_00463_19054_7825.N1	22-OCT-2005 04:51:36	Dark	39.000	9	Alp Eri	0.45300	24000.	78	19054	No
28	GOM_NL__2PRFIN20051022_050303_000000412041_00463_19054_7826.N1	22-OCT-2005 05:03:03	Straylight	41.000	52	16Bet Cet	2.0370	4500.0	82	19054	No
29	GOM_NL__2PRFIN20051022_051233_000000362041_00463_19054_7827.N1	22-OCT-2005 05:12:33	Bright	36.000	140	88Gam Peg	2.8340	26000.	72	19054	No
30	GOM_NL__2PRFIN20051022_051627_000000372041_00463_19054_7828.N1	22-OCT-2005 05:16:27	Bright	36.500	58	21Alp And	2.0730	11000.	73	19054	No
31	GOM_NL__2PRFIN20051022_052415_000000362041_00463_19054_7829.N1	22-OCT-2005 05:24:15	Bright	36.000	68	18Alp Cas	2.2250	4500.0	72	19054	No
32	GOM_NL__2PRFIN20051022_052533_000000262041_00463_19054_7830.N1	22-OCT-2005 05:25:33	Bright	26.000	76	27Gam Cas	2.3000	30000.	52	19054	No
33	GOM_NL__2PRFIN20051022_053326_000000362041_00463_19054_7831.N1	22-OCT-2005 05:33:26	Bright	35.500	49	1Alp UMi	1.9900	6300.0	71	19054	No
34	GOM_NL__2PRFIN20051022_053648_000000372041_00463_19054_7832.N1	22-OCT-2005 05:36:48	Bright	37.000	60	7Bet UMi	2.0810	3950.0	74	19054	No
35	GOM_NL__2PRFIN20051022_054141_000000382041_00463_19054_7833.N1	22-OCT-2005 05:41:41	Bright	38.000	36	50Alp UMa	1.8000	6300.0	76	19054	No
36	GOM_NL__2PRFIN20051022_054316_000000372041_00463_19054_7834.N1	22-OCT-2005 05:43:16	Bright	36.500	82	48Bet UMa	2.3650	10600.	73	19054	No
37	GOM_NL__2PRFIN20051022_054645_000000372041_00463_19054_7835.N1	22-OCT-2005 05:46:45	Bright	36.500	174	52Psi UMa	3.0040	4400.0	73	19054	No
38	GOM_NL__2PRFIN20051022_055342_000000362041_00463_19054_7836.N1	22-OCT-2005 05:53:42	Bright	36.000	96	68Del Leo	2.5600	9300.0	72	19054	No
39	GOM_NL__2PRFIN20051022_061317_000000392041_00463_19054_7837.N1	22-OCT-2005 06:13:17	Dark	39.000	113	Mu Vel	2.6920	5000.0	78	19054	No
40	GOM_NL__2PRFIN20051022_061746_000000422041_00464_19055_7822.N1	22-OCT-2005 06:17:46	Dark	41.500	46	Del Vel	1.9540	10600.	83	19055	No
41	GOM_NL__2PRFIN20051022_061944_000000382041_00464_19055_7823.N1	22-OCT-2005 06:19:44	Dark	38.000	29	Bet Car	1.6720	10200.	76	19055	No
42	GOM_NL__2PRFIN20051022_063047_000000402041_00464_19055_7824.N1	22-OCT-2005 06:30:47	Dark	39.500	143	Alp Hyi	2.8570	7200.0	79	19055	No

43	GOM_NL__2PRFIN20051022_063212_000000442041_00464_19055_7825.N1	22-OCT-2005 06:32:12	Dark	44.000	9	Alp Eri	0.45300	24000.	88	19055	No
44	GOM_NL__2PRFIN20051022_063705_000000452041_00464_19055_7826.N1	22-OCT-2005 06:37:05	Straylight	44.500	84	Alp Phe	2.3970	4500.0	89	19055	No
45	GOM_NL__2PRFIN20051022_064339_000000392041_00464_19055_7827.N1	22-OCT-2005 06:43:39	Straylight	39.000	52	16Bet Cet	2.0370	4500.0	78	19055	No
46	GOM_NL__2PRFIN20051022_065309_000000352041_00464_19055_7828.N1	22-OCT-2005 06:53:09	Bright	34.500	140	88Gam Peg	2.8340	26000.	69	19055	No
47	GOM_NL__2PRFIN20051022_065703_000000372041_00464_19055_7829.N1	22-OCT-2005 06:57:03	Bright	37.000	58	21Alp And	2.0730	11000.	74	19055	No
48	GOM_NL__2PRFIN20051022_070451_000000362041_00464_19055_7830.N1	22-OCT-2005 07:04:51	Bright	36.000	68	18Alp Cas	2.2250	4500.0	72	19055	No
49	GOM_NL__2PRFIN20051022_070608_000000262041_00464_19055_7831.N1	22-OCT-2005 07:06:08	Bright	26.000	76	27Gam Cas	2.3000	30000.	52	19055	No
50	GOM_NL__2PRFIN20051022_071402_000000362041_00464_19055_7832.N1	22-OCT-2005 07:14:02	Bright	35.500	49	1Alp UMi	1.9900	6300.0	71	19055	No
51	GOM_NL__2PRFIN20051022_071724_000000352041_00464_19055_7833.N1	22-OCT-2005 07:17:24	Bright	35.000	60	7Bet UMi	2.0810	3950.0	70	19055	No
52	GOM_NL__2PRFIN20051022_072217_000000382041_00464_19055_7834.N1	22-OCT-2005 07:22:17	Bright	38.000	36	50Alp UMa	1.8000	6300.0	76	19055	No
53	GOM_NL__2PRFIN20051022_072352_000000362041_00464_19055_7835.N1	22-OCT-2005 07:23:52	Bright	36.000	82	48Bet UMa	2.3650	10600.	72	19055	No
54	GOM_NL__2PRFIN20051022_072721_000000372041_00464_19055_7836.N1	22-OCT-2005 07:27:21	Bright	37.000	174	52Psi UMa	3.0040	4400.0	74	19055	No
55	GOM_NL__2PRFIN20051022_073418_000000342041_00464_19055_7837.N1	22-OCT-2005 07:34:18	Bright	34.000	96	68Del Leo	2.5600	9300.0	68	19055	No
56	GOM_NL__2PRFIN20051022_075353_000000422041_00464_19055_7838.N1	22-OCT-2005 07:53:53	Dark	41.500	113	Mu Vel	2.6920	5000.0	83	19055	No
57	GOM_NL__2PRFIN20051022_075822_000000422041_00465_19056_7823.N1	22-OCT-2005 07:58:22	Dark	41.500	46	Del Vel	1.9540	10600.	83	19056	No
58	GOM_NL__2PRFIN20051022_080020_000000412041_00465_19056_7824.N1	22-OCT-2005 08:00:20	Dark	40.500	29	Bet Car	1.6720	10200.	81	19056	No
59	GOM_NL__2PRFIN20051022_081123_000000372041_00465_19056_7825.N1	22-OCT-2005 08:11:23	Dark	36.500	143	Alp Hyi	2.8570	7200.0	73	19056	No
60	GOM_NL__2PRFIN20051022_081248_000000472041_00465_19056_7826.N1	22-OCT-2005 08:12:48	Dark	47.000	9	Alp Eri	0.45300	24000.	94	19056	No
61	GOM_NL__2PRFIN20051022_081741_000000412041_00465_19056_7827.N1	22-OCT-2005 08:17:41	Straylight	41.000	84	Alp Phe	2.3970	4500.0	82	19056	No
62	GOM_NL__2PRFIN20051022_082415_000000442041_00465_19056_7828.N1	22-OCT-2005 08:24:15	Straylight	43.500	52	16Bet Cet	2.0370	4500.0	87	19056	No
63	GOM_NL__2PRFIN20051022_083345_000000352041_00465_19056_7829.N1	22-OCT-2005 08:33:45	Bright	35.000	140	88Gam Peg	2.8340	26000.	70	19056	No
64	GOM_NL__2PRFIN20051022_083739_000000352041_00465_19056_7830.N1	22-OCT-2005 08:37:39	Bright	35.000	58	21Alp And	2.0730	11000.	70	19056	No
65	GOM_NL__2PRFIN20051022_084526_000000362041_00465_19056_7831.N1	22-OCT-2005 08:45:26	Bright	36.000	68	18Alp Cas	2.2250	4500.0	72	19056	No
66	GOM_NL__2PRFIN20051022_084644_000000352041_00465_19056_7832.N1	22-OCT-2005 08:46:44	Bright	35.000	76	27Gam Cas	2.3000	30000.	70	19056	No
67	GOM_NL__2PRFIN20051022_085438_000000332041_00465_19056_7833.N1	22-OCT-2005 08:54:38	Bright	33.000	49	1Alp UMi	1.9900	6300.0	66	19056	No
68	GOM_NL__2PRFIN20051022_085800_000000362041_00465_19056_7834.N1	22-OCT-2005 08:58:00	Bright	36.000	60	7Bet UMi	2.0810	3950.0	72	19056	No
69	GOM_NL__2PRFIN20051022_090253_000000392041_00465_19056_7835.N1	22-OCT-2005 09:02:53	Bright	39.000	36	50Alp UMa	1.8000	6300.0	78	19056	No
70	GOM_NL__2PRFIN20051022_090428_000000362041_00465_19056_7836.N1	22-OCT-2005 09:04:28	Bright	36.000	82	48Bet UMa	2.3650	10600.	72	19056	No
71	GOM_NL__2PRFIN20051022_090757_000000372041_00465_19056_7837.N1	22-OCT-2005 09:07:57	Bright	36.500	174	52Psi UMa	3.0040	4400.0	73	19056	No
72	GOM_NL__2PRFIN20051022_091455_000000342041_00465_19056_7838.N1	22-OCT-2005 09:14:55	Bright	34.000	96	68Del Leo	2.5600	9300.0	68	19056	No
73	GOM_NL__2PRFIN20051022_093429_000000412041_00465_19056_7839.N1	22-OCT-2005 09:34:29	Dark	41.000	113	Mu Vel	2.6920	5000.0	82	19056	No
74	GOM_NL__2PRFIN20051022_093859_000000412041_00466_19057_7823.N1	22-OCT-2005 09:38:59	Dark	41.000	46	Del Vel	1.9540	10600.	82	19057	No
75	GOM_NL__2PRFIN20051022_094056_000000372041_00466_19057_7824.N1	22-OCT-2005 09:40:56	Dark	36.500	29	Bet Car	1.6720	10200.	73	19057	No
76	GOM_NL__2PRFIN20051022_095159_000000392041_00466_19057_7825.N1	22-OCT-2005 09:51:59	Dark	39.000	143	Alp Hyi	2.8570	7200.0	78	19057	No
77	GOM_NL__2PRFIN20051022_095324_000000402041_00466_19057_7826.N1	22-OCT-2005 09:53:24	Dark	40.000	9	Alp Eri	0.45300	24000.	80	19057	No
78	GOM_NL__2PRFIN20051022_095817_000000402041_00466_19057_7827.N1	22-OCT-2005 09:58:17	Straylight	40.000	84	Alp Phe	2.3970	4500.0	80	19057	No
79	GOM_NL__2PRFIN20051022_100451_000000402041_00466_19057_7828.N1	22-OCT-2005 10:04:51	Straylight	40.000	52	16Bet Cet	2.0370	4500.0	80	19057	No
80	GOM_NL__2PRFIN20051022_101421_000000362041_00466_19057_7829.N1	22-OCT-2005 10:14:21	Bright	35.500	140	88Gam Peg	2.8340	26000.	71	19057	No
81	GOM_NL__2PRFIN20051022_101815_000000362041_00466_19057_7830.N1	22-OCT-2005 10:18:15	Bright	36.000	58	21Alp And	2.0730	11000.	72	19057	No
82	GOM_NL__2PRFIN20051022_102602_000000382041_00466_19057_7831.N1	22-OCT-2005 10:26:02	Bright	37.500	68	18Alp Cas	2.2250	4500.0	75	19057	No
83	GOM_NL__2PRFIN20051022_102720_000000352041_00466_19057_7832.N1	22-OCT-2005 10:27:20	Bright	35.000	76	27Gam Cas	2.3000	30000.	70	19057	No
84	GOM_NL__2PRFIN20051022_103514_000000362041_00466_19057_7833.N1	22-OCT-2005 10:35:14	Bright	36.000	49	1Alp UMi	1.9900	6300.0	72	19057	No
85	GOM_NL__2PRFIN20051022_103836_000000372041_00466_19057_7834.N1	22-OCT-2005 10:38:36	Bright	37.000	60	7Bet UMi	2.0810	3950.0	74	19057	No
86	GOM_NL__2PRFIN20051022_104329_000000392041_00466_19057_7835.N1	22-OCT-2005 10:43:29	Bright	39.000	36	50Alp UMa	1.8000	6300.0	78	19057	No
87	GOM_NL__2PRFIN20051022_104504_000000382041_00466_19057_7836.N1	22-OCT-2005 10:45:04	Bright	38.000	82	48Bet UMa	2.3650	10600.	76	19057	No
88	GOM_NL__2PRFIN20051022_104833_000000352041_00466_19057_7837.N1	22-OCT-2005 10:48:33	Bright	35.000	174	52Psi UMa	3.0040	4400.0	70	19057	No
89	GOM_NL__2PRFIN20051022_105531_000000352041_00466_19057_7838.N1	22-OCT-2005 10:55:31	Bright	35.000	96	68Del Leo	2.5600	9300.0	70	19057	No
90	GOM_NL__2PRFIN20051022_111505_000000412041_00466_19057_7839.N1	22-OCT-2005 11:15:05	Dark	41.000	113	Mu Vel	2.6920	5000.0	82	19057	No
91	GOM_NL__2PRFIN20051022_111935_000000412041_00467_19058_7823.N1	22-OCT-2005 11:19:35	Dark	40.500	46	Del Vel	1.9540	10600.	81	19058	No
92	GOM_NL__2PRFIN20051022_112132_000000402041_00467_19058_7824.N1	22-OCT-2005 11:21:32	Dark	39.500	29	Bet Car	1.6720	10200.	79	19058	No
93	GOM_NL__2PRFIN20051022_113235_000000382041_00467_19058_7825.N1	22-OCT-2005 11:32:35	Dark	37.500	143	Alp Hyi	2.8570	7200.0	75	19058	No
94	GOM_NL__2PRFIN20051022_113400_000000442041_00467_19058_7826.N1	22-OCT-2005 11:34:00	Dark	43.500	9	Alp Eri	0.45300	24000.	87	19058	No
95	GOM_NL__2PRFIN20051022_113853_000000392041_00467_19058_7827.N1	22-OCT-2005 11:38:53	Straylight	38.500	84	Alp Phe	2.3970	4500.0	77	19058	No
96	GOM_NL__2PRFIN20051022_114527_000000452041_00467_19058_7828.N1	22-OCT-2005 11:45:27	Straylight	44.500	52	16Bet Cet	2.0370	4500.0	89	19058	No
97	GOM_NL__2PRFIN20051022_115457_000000362041_00467_19058_7829.N1	22-OCT-2005 11:54:57	Bright	36.000	140	88Gam Peg	2.8340	26000.	72	19058	No
98	GOM_NL__2PRFIN20051022_115851_000000362041_00467_19058_7830.N1	22-OCT-2005 11:58:51	Bright	36.000	58	21Alp And	2.0730	11000.	72	19058	No
99	GOM_NL__2PRFIN20051022_120638_000000372041_00467_19058_7831.N1	22-OCT-2005 12:06:38	Bright	37.000	68	18Alp Cas	2.2250	4500.0	74	19058	No
100	GOM_NL__2PRFIN20051022_120756_000000372041_00467_19058_7832.N1	22-OCT-2005 12:07:56	Bright	36.500	76	27Gam Cas	2.3000	30000.	73	19058	No
101	GOM_NL__2PRFIN20051022_121550_000000362041_00467_19058_7833.N1	22-OCT-2005 12:15:50	Bright	35.500	49	1Alp UMi	1.9900	6300.0	71	19058	No

102	GOM_NL__2PRFIN20051022_121912_000000372041_00467_19058_7834.N1	22-OCT-2005 12:19:12	Bright	37.000	60	7Bet UMi	2.0810	3950.0	74	19058	No
103	GOM_NL__2PRFIN20051022_122405_000000382041_00467_19058_7835.N1	22-OCT-2005 12:24:05	Bright	38.000	36	50Alp UMa	1.8000	6300.0	76	19058	No
104	GOM_NL__2PRFIN20051022_122540_000000362041_00467_19058_7836.N1	22-OCT-2005 12:25:40	Bright	36.000	82	48Bet UMa	2.3650	10600.	72	19058	No
105	GOM_NL__2PRFIN20051022_122909_000000372041_00467_19058_7837.N1	22-OCT-2005 12:29:09	Bright	36.500	174	52Psi UMa	3.0040	4400.0	73	19058	No
106	GOM_NL__2PRFIN20051022_123607_000000452041_00467_19058_7838.N1	22-OCT-2005 12:36:07	Bright	45.000	96	68Del Leo	2.5600	9300.0	90	19058	No
107	GOM_NL__2PRFIN20051022_125542_000000412041_00467_19058_7839.N1	22-OCT-2005 12:55:42	Dark	40.500	113	Mu Vel	2.6920	5000.0	81	19058	No
108	GOM_NL__2PRFIN20051022_130012_000000412041_00468_19059_7823.N1	22-OCT-2005 13:00:12	Dark	40.500	46	Del Vel	1.9540	10600.	81	19059	No
109	GOM_NL__2PRFIN20051022_130209_000000382041_00468_19059_7824.N1	22-OCT-2005 13:02:09	Dark	38.000	29	Bet Car	1.6720	10200.	76	19059	No
110	GOM_NL__2PRFIN20051022_131311_000000392041_00468_19059_7825.N1	22-OCT-2005 13:13:11	Dark	39.000	143	Alp Hyi	2.8570	7200.0	78	19059	No
111	GOM_NL__2PRFIN20051022_131436_000000382041_00468_19059_7826.N1	22-OCT-2005 13:14:36	Dark	37.500	9	Alp Eri	0.45300	24000.	75	19059	No
112	GOM_NL__2PRFIN20051022_131930_000000402041_00468_19059_7827.N1	22-OCT-2005 13:19:30	Straylight	40.000	84	Alp Phe	2.3970	4500.0	80	19059	No
113	GOM_NL__2PRFIN20051022_132603_000000442041_00468_19059_7828.N1	22-OCT-2005 13:26:03	Straylight	44.000	52	16Bet Cet	2.0370	4500.0	88	19059	No
114	GOM_NL__2PRFIN20051022_133533_000000352041_00468_19059_7829.N1	22-OCT-2005 13:35:33	Bright	35.000	140	88Gam Peg	2.8340	26000.	70	19059	No
115	GOM_NL__2PRFIN20051022_133927_000000372041_00468_19059_7830.N1	22-OCT-2005 13:39:27	Bright	36.500	58	21Alp And	2.0730	11000.	73	19059	No
116	GOM_NL__2PRFIN20051022_134714_000000372041_00468_19059_7831.N1	22-OCT-2005 13:47:14	Bright	37.000	68	18Alp Cas	2.2250	4500.0	74	19059	No
117	GOM_NL__2PRFIN20051022_134831_000000372041_00468_19059_7832.N1	22-OCT-2005 13:48:31	Bright	36.500	76	27Gam Cas	2.3000	30000.	73	19059	No
118	GOM_NL__2PRFIN20051022_135626_000000362041_00468_19059_7833.N1	22-OCT-2005 13:56:26	Bright	35.500	49	1Alp UMi	1.9900	6300.0	71	19059	No
119	GOM_NL__2PRFIN20051022_135949_000000342041_00468_19059_7834.N1	22-OCT-2005 13:59:49	Bright	34.000	60	7Bet UMi	2.0810	3950.0	68	19059	No
120	GOM_NL__2PRFIN20051022_140441_000000382041_00468_19059_7835.N1	22-OCT-2005 14:04:41	Bright	38.000	36	50Alp UMa	1.8000	6300.0	76	19059	No
121	GOM_NL__2PRFIN20051022_140615_000000362041_00468_19059_7836.N1	22-OCT-2005 14:06:15	Bright	36.000	82	48Bet UMa	2.3650	10600.	72	19059	No
122	GOM_NL__2PRFIN20051022_140945_000000362041_00468_19059_7837.N1	22-OCT-2005 14:09:45	Bright	36.000	174	52Psi UMa	3.0040	4400.0	72	19059	No
123	GOM_NL__2PRFIN20051022_141643_000000352041_00468_19059_7838.N1	22-OCT-2005 14:16:43	Bright	35.000	96	68Del Leo	2.5600	9300.0	70	19059	No
124	GOM_NL__2PRFIN20051022_143618_000000392041_00468_19059_7839.N1	22-OCT-2005 14:36:18	Dark	38.500	113	Mu Vel	2.6920	5000.0	77	19059	No
125	GOM_NL__2PRFIN20051022_144048_000000412041_00469_19060_7823.N1	22-OCT-2005 14:40:48	Dark	41.000	46	Del Vel	1.9540	10600.	82	19060	No
126	GOM_NL__2PRFIN20051022_144245_000000382041_00469_19060_7824.N1	22-OCT-2005 14:42:45	Dark	37.500	29	Bet Car	1.6720	10200.	75	19060	No
127	GOM_NL__2PRFIN20051022_145347_000000372041_00469_19060_7825.N1	22-OCT-2005 14:53:47	Dark	37.000	143	Alp Hyi	2.8570	7200.0	74	19060	No
128	GOM_NL__2PRFIN20051022_145513_000000392041_00469_19060_7826.N1	22-OCT-2005 14:55:13	Dark	39.000	9	Alp Eri	0.45300	24000.	78	19060	No
129	GOM_NL__2PRFIN20051022_150006_000000382041_00469_19060_7827.N1	22-OCT-2005 15:00:06	Straylight	38.000	84	Alp Phe	2.3970	4500.0	76	19060	No
130	GOM_NL__2PRFIN20051022_150639_000000442041_00469_19060_7828.N1	22-OCT-2005 15:06:39	Straylight	43.500	52	16Bet Cet	2.0370	4500.0	87	19060	No
131	GOM_NL__2PRFIN20051022_151609_000000342041_00469_19060_7829.N1	22-OCT-2005 15:16:09	Bright	34.000	140	88Gam Peg	2.8340	26000.	68	19060	No
132	GOM_NL__2PRFIN20051022_152003_000000372041_00469_19060_7830.N1	22-OCT-2005 15:20:03	Bright	36.500	58	21Alp And	2.0730	11000.	73	19060	No
133	GOM_NL__2PRFIN20051022_152750_000000372041_00469_19060_7831.N1	22-OCT-2005 15:27:50	Bright	36.500	68	18Alp Cas	2.2250	4500.0	73	19060	No
134	GOM_NL__2PRFIN20051022_152907_000000352041_00469_19060_7832.N1	22-OCT-2005 15:29:07	Bright	35.000	76	27Gam Cas	2.3000	30000.	70	19060	No
135	GOM_NL__2PRFIN20051022_153702_000000372041_00469_19060_7833.N1	22-OCT-2005 15:37:02	Bright	36.500	49	1Alp UMi	1.9900	6300.0	73	19060	No
136	GOM_NL__2PRFIN20051022_154025_000000372041_00469_19060_7834.N1	22-OCT-2005 15:40:25	Bright	37.000	60	7Bet UMi	2.0810	3950.0	74	19060	No
137	GOM_NL__2PRFIN20051022_154517_000000372041_00469_19060_7835.N1	22-OCT-2005 15:45:17	Bright	37.000	36	50Alp UMa	1.8000	6300.0	74	19060	No
138	GOM_NL__2PRFIN20051022_154651_000000302041_00469_19060_7836.N1	22-OCT-2005 15:46:51	Bright	30.000	82	48Bet UMa	2.3650	10600.	60	19060	No
139	GOM_NL__2PRFIN20051022_155021_000000542041_00469_19060_7837.N1	22-OCT-2005 15:50:21	Bright	54.000	174	52Psi UMa	3.0040	4400.0	108	19060	No
140	GOM_NL__2PRFIN20051022_155719_000000352041_00469_19060_7838.N1	22-OCT-2005 15:57:19	Bright	35.000	96	68Del Leo	2.5600	9300.0	70	19060	No
141	GOM_NL__2PRFIN20051022_161654_000000392041_00469_19060_7839.N1	22-OCT-2005 16:16:54	Dark	39.000	113	Mu Vel	2.6920	5000.0	78	19060	No
142	GOM_NL__2PRFIN20051022_162125_000000442041_00470_19061_7823.N1	22-OCT-2005 16:21:25	Dark	43.500	46	Del Vel	1.9540	10600.	87	19061	No
143	GOM_NL__2PRFIN20051022_162321_000000412041_00470_19061_7824.N1	22-OCT-2005 16:23:21	Dark	40.500	29	Bet Car	1.6720	10200.	81	19061	No
144	GOM_NL__2PRFIN20051022_163424_000000372041_00470_19061_7825.N1	22-OCT-2005 16:34:24	Dark	36.500	143	Alp Hyi	2.8570	7200.0	73	19061	No
145	GOM_NL__2PRFIN20051022_163549_000000472041_00470_19061_7826.N1	22-OCT-2005 16:35:49	Dark	47.000	9	Alp Eri	0.45300	24000.	94	19061	No
146	GOM_NL__2PRFIN20051022_164042_000000382041_00470_19061_7827.N1	22-OCT-2005 16:40:42	Straylight	37.500	84	Alp Phe	2.3970	4500.0	75	19061	No
147	GOM_NL__2PRFIN20051022_164715_000000452041_00470_19061_7828.N1	22-OCT-2005 16:47:15	Straylight	44.500	52	16Bet Cet	2.0370	4500.0	89	19061	No
148	GOM_NL__2PRFIN20051022_165645_000000352041_00470_19061_7829.N1	22-OCT-2005 16:56:45	Bright	35.000	140	88Gam Peg	2.8340	26000.	70	19061	No
149	GOM_NL__2PRFIN20051022_170039_000000362041_00470_19061_7830.N1	22-OCT-2005 17:00:39	Bright	36.000	58	21Alp And	2.0730	11000.	72	19061	No
150	GOM_NL__2PRFIN20051022_170826_000000362041_00470_19061_7831.N1	22-OCT-2005 17:08:26	Bright	36.000	68	18Alp Cas	2.2250	4500.0	72	19061	No
151	GOM_NL__2PRFIN20051022_170943_000000372041_00470_19061_7832.N1	22-OCT-2005 17:09:43	Bright	36.500	76	27Gam Cas	2.3000	30000.	73	19061	No
152	GOM_NL__2PRFIN20051022_171738_000000352041_00470_19061_7833.N1	22-OCT-2005 17:17:38	Bright	34.500	49	1Alp UMi	1.9900	6300.0	69	19061	No
153	GOM_NL__2PRFIN20051022_172101_000000372041_00470_19061_7834.N1	22-OCT-2005 17:21:01	Bright	36.500	60	7Bet UMi	2.0810	3950.0	73	19061	No
154	GOM_NL__2PRFIN20051022_172552_000000372041_00470_19061_7835.N1	22-OCT-2005 17:25:52	Bright	36.500	36	50Alp UMa	1.8000	6300.0	73	19061	No
155	GOM_NL__2PRFIN20051022_172727_000000302041_00470_19061_7836.N1	22-OCT-2005 17:27:27	Bright	30.000	82	48Bet UMa	2.3650	10600.	60	19061	No
156	GOM_NL__2PRFIN20051022_173057_000000352041_00470_19061_7837.N1	22-OCT-2005 17:30:57	Bright	34.500	174	52Psi UMa	3.0040	4400.0	69	19061	No
157	GOM_NL__2PRFIN20051022_173755_000000352041_00470_19061_7838.N1	22-OCT-2005 17:37:55	Bright	34.500	96	68Del Leo	2.5600	9300.0	69	19061	No
158	GOM_NL__2PRFIN20051022_175730_000000412041_00470_19061_7839.N1	22-OCT-2005 17:57:30	Dark	41.000	113	Mu Vel	2.6920	5000.0	82	19061	No
159	GOM_NL__2PRFIN20051022_180201_000000402041_00471_19062_7843.N1	22-OCT-2005 18:02:01	Dark	40.000	46	Del Vel	1.9540	10600.	80	19062	No
160	GOM_NL__2PRFIN20051022_180357_000000372041_00471_19062_7844.N1	22-OCT-2005 18:03:57	Dark	37.000	29	Bet Car	1.6720	10200.	74	19062	No

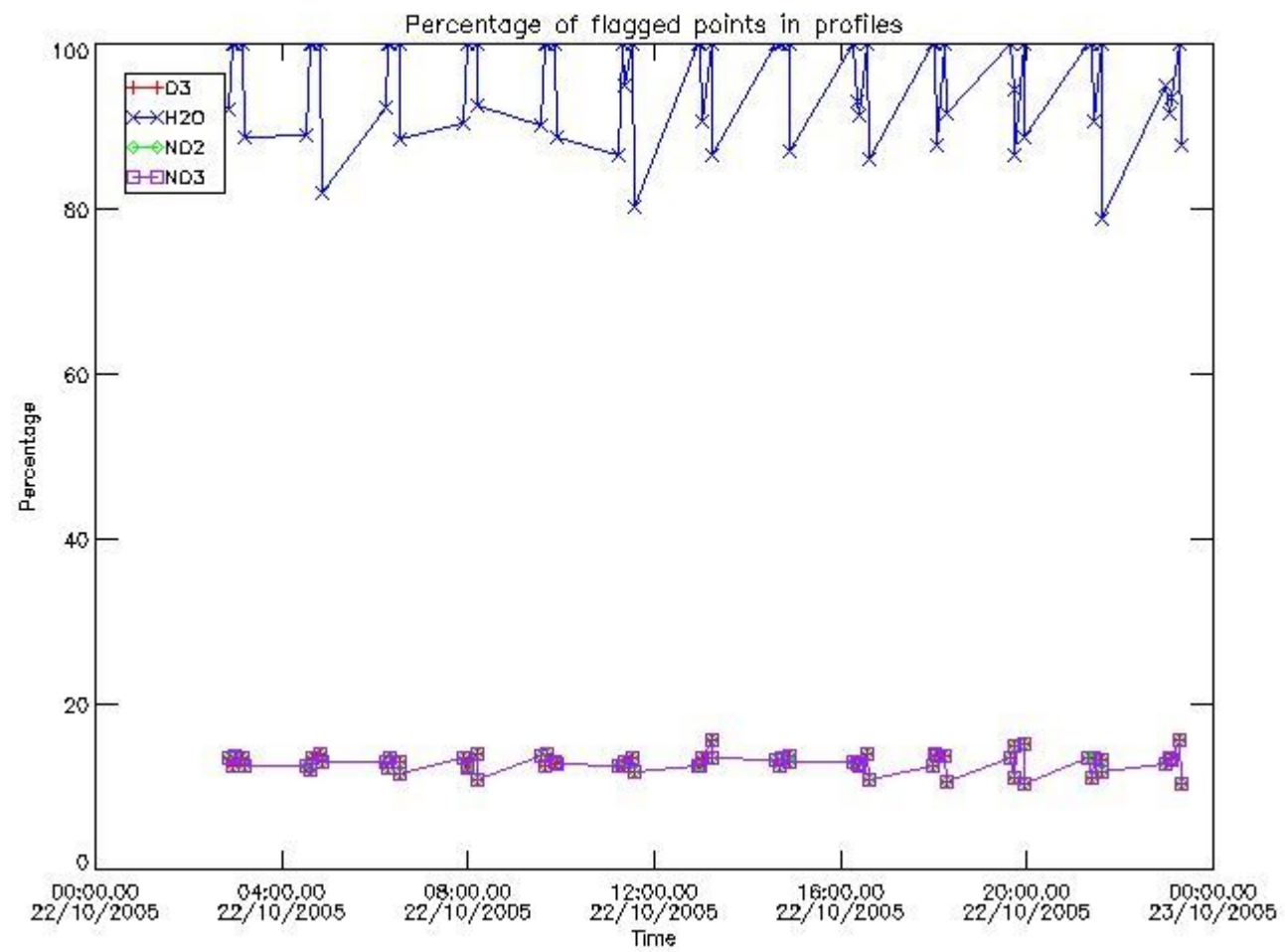
161	GOM_NL__2PRFIN20051022_181500_000000372041_00471_19062_7845.N1	22-OCT-2005 18:15:00	Dark	37.000	143	Alp Hyi	2.8570	7200.0	74	19062	No
162	GOM_NL__2PRFIN20051022_181625_000000492041_00471_19062_7846.N1	22-OCT-2005 18:16:25	Dark	48.500	9	Alp Eri	0.45300	24000.	97	19062	No
163	GOM_NL__2PRFIN20051022_182118_000000422041_00471_19062_7847.N1	22-OCT-2005 18:21:18	Straylight	42.000	84	Alp Phe	2.3970	4500.0	84	19062	No
164	GOM_NL__2PRFIN20051022_182751_000000452041_00471_19062_7848.N1	22-OCT-2005 18:27:51	Straylight	45.000	52	16Bet Cet	2.0370	4500.0	90	19062	No
165	GOM_NL__2PRFIN20051022_183721_000000352041_00471_19062_7849.N1	22-OCT-2005 18:37:21	Bright	34.500	140	88Gam Peg	2.8340	26000.	69	19062	No
166	GOM_NL__2PRFIN20051022_184115_000000362041_00471_19062_7850.N1	22-OCT-2005 18:41:15	Bright	36.000	58	21Alp And	2.0730	11000.	72	19062	No
167	GOM_NL__2PRFIN20051022_184901_000000362041_00471_19062_7851.N1	22-OCT-2005 18:49:01	Bright	36.000	68	18Alp Cas	2.2250	4500.0	72	19062	No
168	GOM_NL__2PRFIN20051022_185019_000000362041_00471_19062_7852.N1	22-OCT-2005 18:50:19	Bright	36.000	76	27Gam Cas	2.3000	30000.	72	19062	No
169	GOM_NL__2PRFIN20051022_185814_000000362041_00471_19062_7853.N1	22-OCT-2005 18:58:14	Bright	35.500	49	1Alp UMi	1.9900	6300.0	71	19062	No
170	GOM_NL__2PRFIN20051022_190137_000000372041_00471_19062_7854.N1	22-OCT-2005 19:01:37	Bright	36.500	60	7Bet UMi	2.0810	3950.0	73	19062	No
171	GOM_NL__2PRFIN20051022_190628_000000402041_00471_19062_7855.N1	22-OCT-2005 19:06:28	Bright	39.500	36	50Alp UMa	1.8000	6300.0	79	19062	No
172	GOM_NL__2PRFIN20051022_190803_000000142041_00471_19062_7856.N1	22-OCT-2005 19:08:03	Tw_i_and_stray	14.000	82	48Bet UMa	2.3650	10600.	28	19062	No
173	GOM_NL__2PRFIN20051022_190843_000000332041_00471_19062_7857.N1	22-OCT-2005 19:08:43	Bright	33.000	87	64Gam UMa	2.4330	11000.	66	19062	No
174	GOM_NL__2PRFIN20051022_191133_000000382041_00471_19062_7858.N1	22-OCT-2005 19:11:33	Bright	38.000	174	52Psi UMa	3.0040	4400.0	76	19062	No
175	GOM_NL__2PRFIN20051022_191831_000000362041_00471_19062_7859.N1	22-OCT-2005 19:18:31	Bright	35.500	96	68Del Leo	2.5600	9300.0	71	19062	No
176	GOM_NL__2PRFIN20051022_193807_000000382041_00471_19062_7860.N1	22-OCT-2005 19:38:07	Dark	37.500	113	Mu Vel	2.6920	5000.0	75	19062	No
177	GOM_NL__2PRFIN20051022_194238_000000462041_00472_19063_7843.N1	22-OCT-2005 19:42:38	Dark	45.500	46	Del Vel	1.9540	10600.	91	19063	No
178	GOM_NL__2PRFIN20051022_194434_000000382041_00472_19063_7844.N1	22-OCT-2005 19:44:34	Dark	37.500	29	Bet Car	1.6720	10200.	75	19063	No
179	GOM_NL__2PRFIN20051022_195536_000000372041_00472_19063_7845.N1	22-OCT-2005 19:55:36	Dark	37.000	143	Alp Hyi	2.8570	7200.0	74	19063	No
180	GOM_NL__2PRFIN20051022_195701_000000502041_00472_19063_7846.N1	22-OCT-2005 19:57:01	Dark	49.500	9	Alp Eri	0.45300	24000.	99	19063	No
181	GOM_NL__2PRFIN20051022_200154_000000412041_00472_19063_7847.N1	22-OCT-2005 20:01:54	Straylight	40.500	84	Alp Phe	2.3970	4500.0	81	19063	No
182	GOM_NL__2PRFIN20051022_200827_000000442041_00472_19063_7848.N1	22-OCT-2005 20:08:27	Straylight	44.000	52	16Bet Cet	2.0370	4500.0	88	19063	No
183	GOM_NL__2PRFIN20051022_201757_000000352041_00472_19063_7849.N1	22-OCT-2005 20:17:57	Bright	35.000	140	88Gam Peg	2.8340	26000.	70	19063	No
184	GOM_NL__2PRFIN20051022_202151_000000362041_00472_19063_7850.N1	22-OCT-2005 20:21:51	Bright	36.000	58	21Alp And	2.0730	11000.	72	19063	No
185	GOM_NL__2PRFIN20051022_202937_000000382041_00472_19063_7851.N1	22-OCT-2005 20:29:37	Bright	37.500	68	18Alp Cas	2.2250	4500.0	75	19063	No
186	GOM_NL__2PRFIN20051022_203055_000000372041_00472_19063_7852.N1	22-OCT-2005 20:30:55	Bright	37.000	76	27Gam Cas	2.3000	30000.	74	19063	No
187	GOM_NL__2PRFIN20051022_203850_000000362041_00472_19063_7853.N1	22-OCT-2005 20:38:50	Bright	35.500	49	1Alp UMi	1.9900	6300.0	71	19063	No
188	GOM_NL__2PRFIN20051022_204213_000000382041_00472_19063_7854.N1	22-OCT-2005 20:42:13	Bright	37.500	60	7Bet UMi	2.0810	3950.0	75	19063	No
189	GOM_NL__2PRFIN20051022_204704_000000372041_00472_19063_7855.N1	22-OCT-2005 20:47:04	Bright	37.000	36	50Alp UMa	1.8000	6300.0	74	19063	No
190	GOM_NL__2PRFIN20051022_204839_000000142041_00472_19063_7856.N1	22-OCT-2005 20:48:39	Tw_i_and_stray	14.000	82	48Bet UMa	2.3650	10600.	28	19063	No
191	GOM_NL__2PRFIN20051022_204919_000000362041_00472_19063_7857.N1	22-OCT-2005 20:49:19	Bright	35.500	87	64Gam UMa	2.4330	11000.	71	19063	No
192	GOM_NL__2PRFIN20051022_205209_000000372041_00472_19063_7858.N1	22-OCT-2005 20:52:09	Bright	36.500	174	52Psi UMa	3.0040	4400.0	73	19063	No
193	GOM_NL__2PRFIN20051022_205908_000000352041_00472_19063_7859.N1	22-OCT-2005 20:59:08	Bright	35.000	96	68Del Leo	2.5600	9300.0	70	19063	No
194	GOM_NL__2PRFIN20051022_211843_000000382041_00472_19063_7860.N1	22-OCT-2005 21:18:43	Dark	37.500	113	Mu Vel	2.6920	5000.0	75	19063	No
195	GOM_NL__2PRFIN20051022_212314_000000462041_00473_19064_7844.N1	22-OCT-2005 21:23:14	Dark	46.000	46	Del Vel	1.9540	10600.	92	19064	No
196	GOM_NL__2PRFIN20051022_212510_000000382041_00473_19064_7845.N1	22-OCT-2005 21:25:10	Dark	37.500	29	Bet Car	1.6720	10200.	75	19064	No
197	GOM_NL__2PRFIN20051022_213612_000000392041_00473_19064_7846.N1	22-OCT-2005 21:36:12	Dark	38.500	143	Alp Hyi	2.8570	7200.0	77	19064	No
198	GOM_NL__2PRFIN20051022_213737_000000432041_00473_19064_7847.N1	22-OCT-2005 21:37:37	Dark	43.000	9	Alp Eri	0.45300	24000.	86	19064	No
199	GOM_NL__2PRFIN20051022_214230_000000422041_00473_19064_7848.N1	22-OCT-2005 21:42:30	Straylight	41.500	84	Alp Phe	2.3970	4500.0	83	19064	No
200	GOM_NL__2PRFIN20051022_214903_000000412041_00473_19064_7849.N1	22-OCT-2005 21:49:03	Straylight	41.000	52	16Bet Cet	2.0370	4500.0	82	19064	No
201	GOM_NL__2PRFIN20051022_215833_000000352041_00473_19064_7850.N1	22-OCT-2005 21:58:33	Bright	35.000	140	88Gam Peg	2.8340	26000.	70	19064	No
202	GOM_NL__2PRFIN20051022_220227_000000362041_00473_19064_7851.N1	22-OCT-2005 22:02:27	Bright	35.500	58	21Alp And	2.0730	11000.	71	19064	No
203	GOM_NL__2PRFIN20051022_221013_000000382041_00473_19064_7852.N1	22-OCT-2005 22:10:13	Bright	37.500	68	18Alp Cas	2.2250	4500.0	75	19064	No
204	GOM_NL__2PRFIN20051022_221131_000000362041_00473_19064_7853.N1	22-OCT-2005 22:11:31	Bright	35.500	76	27Gam Cas	2.3000	30000.	71	19064	No
205	GOM_NL__2PRFIN20051022_221925_000000362041_00473_19064_7854.N1	22-OCT-2005 22:19:25	Bright	36.000	49	1Alp UMi	1.9900	6300.0	72	19064	No
206	GOM_NL__2PRFIN20051022_222249_000000382041_00473_19064_7855.N1	22-OCT-2005 22:22:49	Bright	37.500	60	7Bet UMi	2.0810	3950.0	75	19064	No
207	GOM_NL__2PRFIN20051022_222740_000000402041_00473_19064_7856.N1	22-OCT-2005 22:27:40	Bright	40.000	36	50Alp UMa	1.8000	6300.0	80	19064	No
208	GOM_NL__2PRFIN20051022_222955_000000362041_00473_19064_7857.N1	22-OCT-2005 22:29:55	Bright	36.000	87	64Gam UMa	2.4330	11000.	72	19064	No
209	GOM_NL__2PRFIN20051022_223245_000000362041_00473_19064_7858.N1	22-OCT-2005 22:32:45	Bright	35.500	174	52Psi UMa	3.0040	4400.0	71	19064	No
210	GOM_NL__2PRFIN20051022_223943_000000342041_00473_19064_7859.N1	22-OCT-2005 22:39:43	Bright	34.000	96	68Del Leo	2.5600	9300.0	68	19064	No
211	GOM_NL__2PRFIN20051022_225919_000000402041_00473_19064_7860.N1	22-OCT-2005 22:59:19	Dark	40.000	113	Mu Vel	2.6920	5000.0	80	19064	No
212	GOM_NL__2PRFIN20051022_230351_000000422041_00474_19065_7844.N1	22-OCT-2005 23:03:51	Dark	41.500	46	Del Vel	1.9540	10600.	83	19065	No
213	GOM_NL__2PRFIN20051022_230546_000000392041_00474_19065_7845.N1	22-OCT-2005 23:05:46	Dark	38.500	29	Bet Car	1.6720	10200.	77	19065	No
214	GOM_NL__2PRFIN20051022_231648_000000362041_00474_19065_7846.N1	22-OCT-2005 23:16:48	Dark	36.000	143	Alp Hyi	2.8570	7200.0	72	19065	No
215	GOM_NL__2PRFIN20051022_231813_000000502041_00474_19065_7847.N1	22-OCT-2005 23:18:13	Dark	49.500	9	Alp Eri	0.45300	24000.	99	19065	No
216	GOM_NL__2PRFIN20051022_232306_000000412041_00474_19065_7848.N1	22-OCT-2005 23:23:06	Straylight	40.500	84	Alp Phe	2.3970	4500.0	81	19065	No
217	GOM_NL__2PRFIN20051022_232939_000000422041_00474_19065_7849.N1	22-OCT-2005 23:29:39	Straylight	42.000	52	16Bet Cet	2.0370	4500.0	84	19065	No
218	GOM_NL__2PRFIN20051022_233909_000000342041_00474_19065_7850.N1	22-OCT-2005 23:39:09	Bright	34.000	140	88Gam Peg	2.8340	26000.	68	19065	No
219	GOM_NL__2PRFIN20051022_234303_000000342041_00474_19065_7851.N1	22-OCT-2005 23:43:03	Bright	34.000	58	21Alp And	2.0730	11000.	68	19065	No

220	GOM_NL__2PRFIN20051022_235049_000000382041_00474_19065_7852.N1	22-OCT-2005 23:50:49	Bright	37.500	68	18Alp Cas	2.2250	4500.0	75	19065	No
221	GOM_NL__2PRFIN20051022_235206_000000352041_00474_19065_7853.N1	22-OCT-2005 23:52:06	Bright	34.500	76	27Gam Cas	2.3000	30000.	69	19065	No

3. Quality information per product

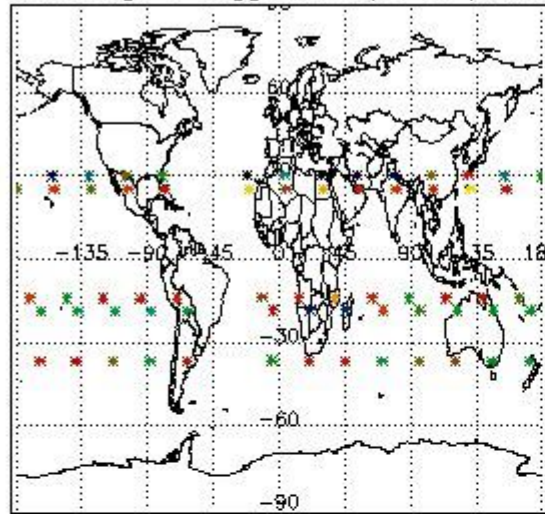
In this section it is plotted some information contained in the Quality Summary data set of the level 2 products. Only products in dark limb conditions and without errors (error flag in the MPH set to "0") are used.

3.1 Plot quality information per product (time dependant)

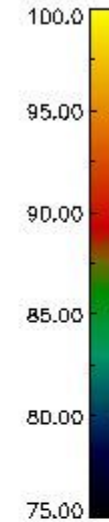
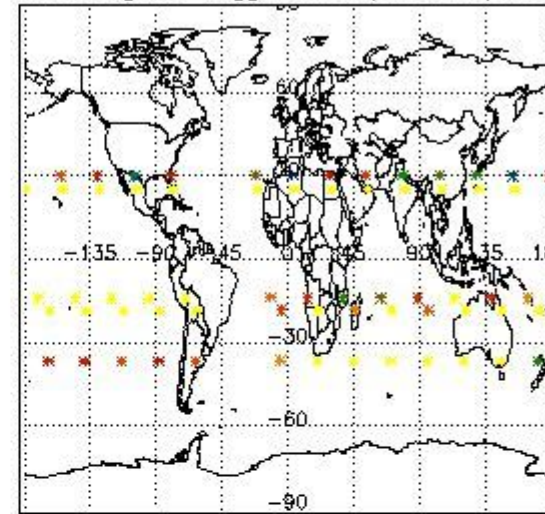


3.2 Plot quality information per product (world map)

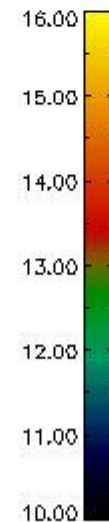
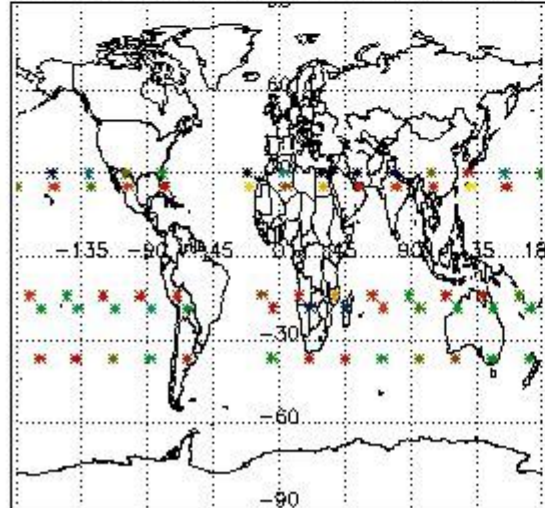
Percentage of flagged data per O3 profile



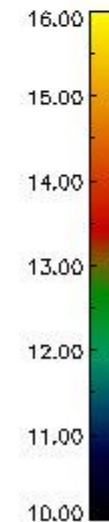
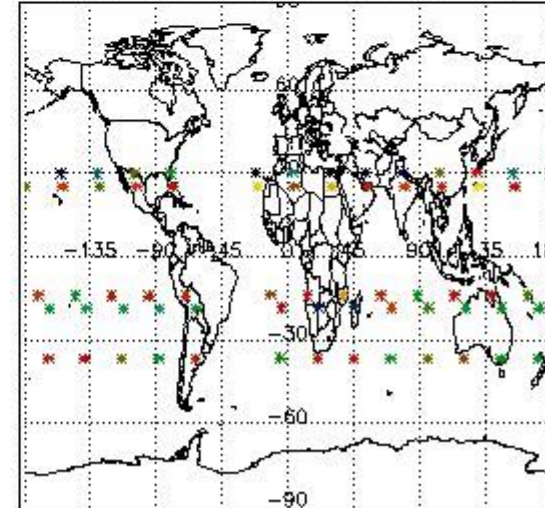
Percentage of flagged data per H2O profile



Percentage of flagged data per NO2 profile



Percentage of flagged data per NO3 profile

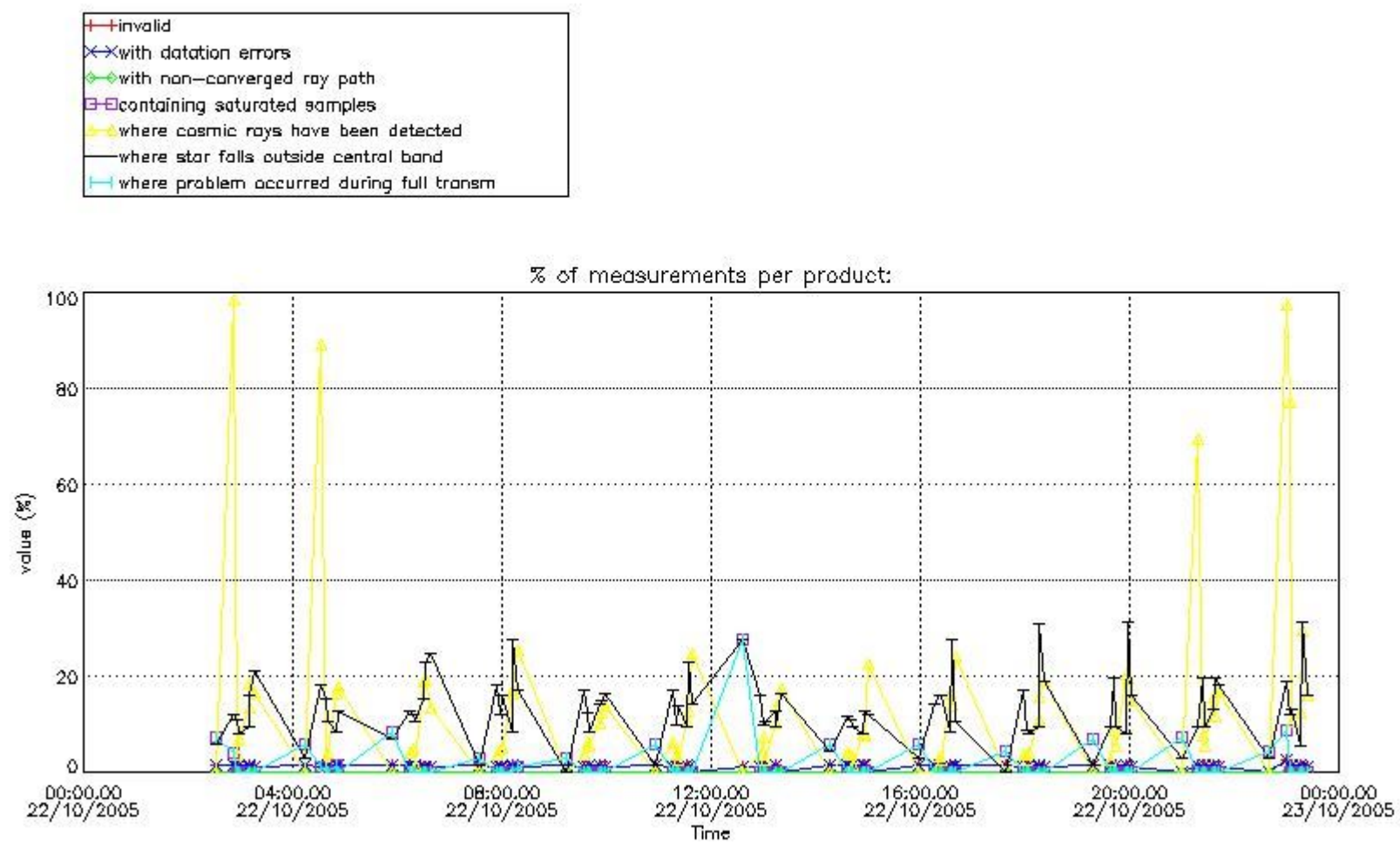


4. Level 1 quality information per product

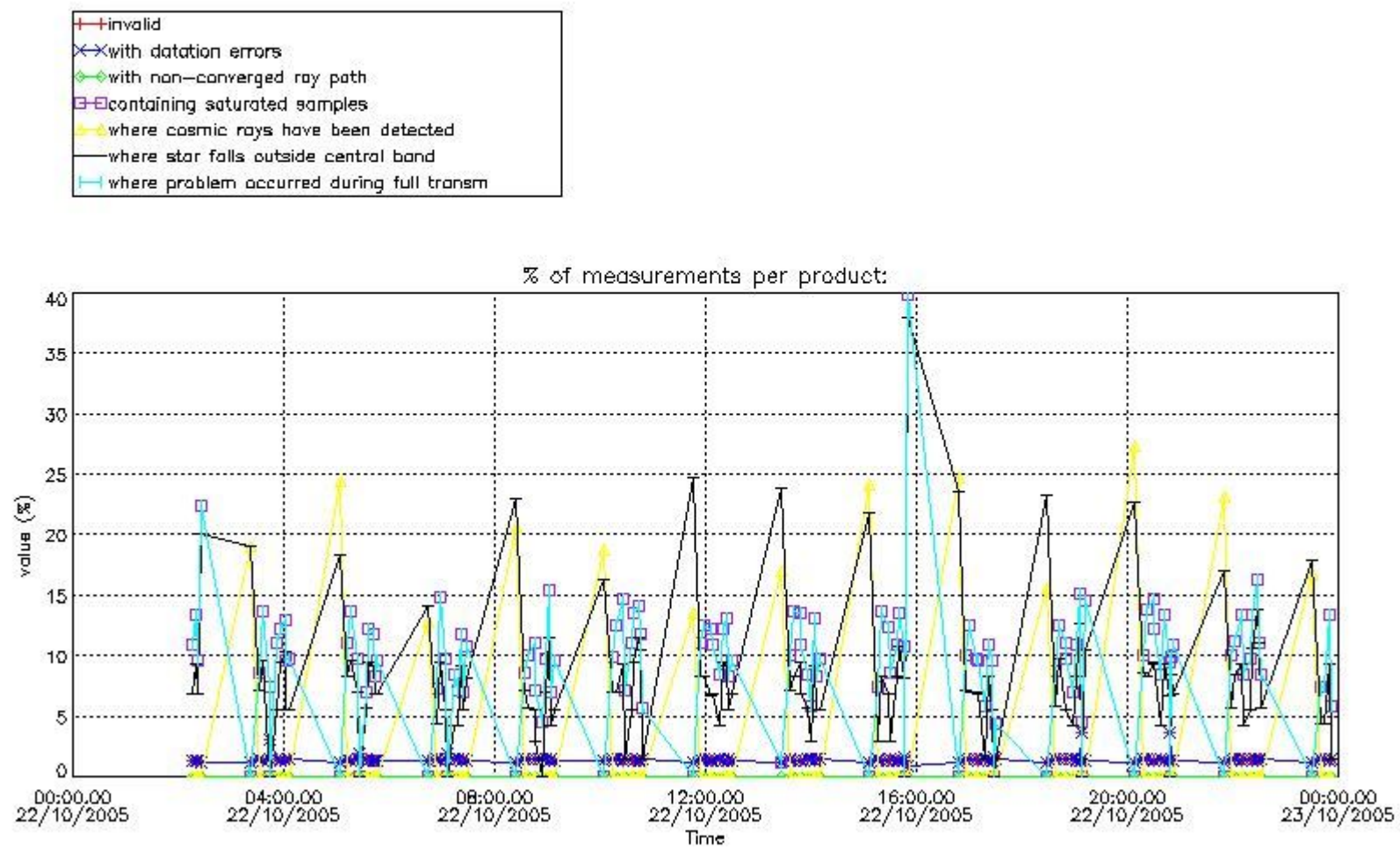
In this section it is plotted some information contained in the Quality Summary data set of the level 2 products that comes from the level 1b processing. Products without errors (error flag in the MPH set to "0") are used.

4.1 Plot quality information per product (time dependant) coming from level 1b processing

4.1.1 Plot level 1 quality information per product (time dependant): ENVISAT ASCENDING passes



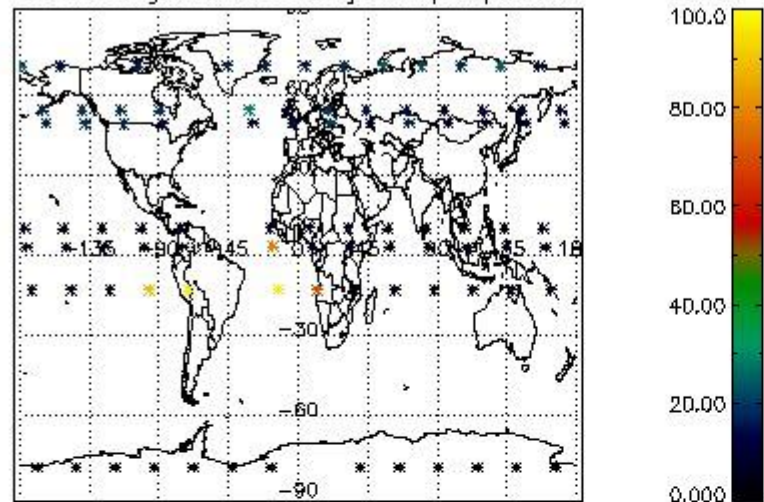
4.1.2 Plot level 1 quality information per product (time dependant): ENVI SAT DESCENDING passes



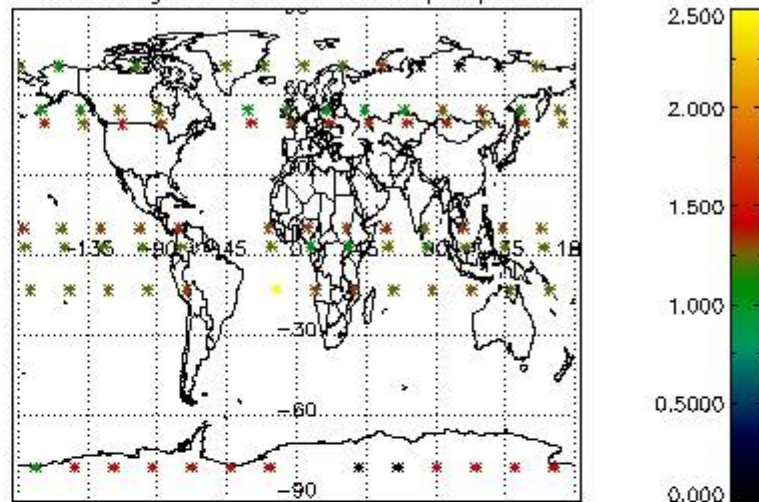
4.2 Plot quality information per product coming from level 1b processing (world map)

4.2.1 Plot level 1 quality information per product (world map): ENVISAT ASCENDING passes

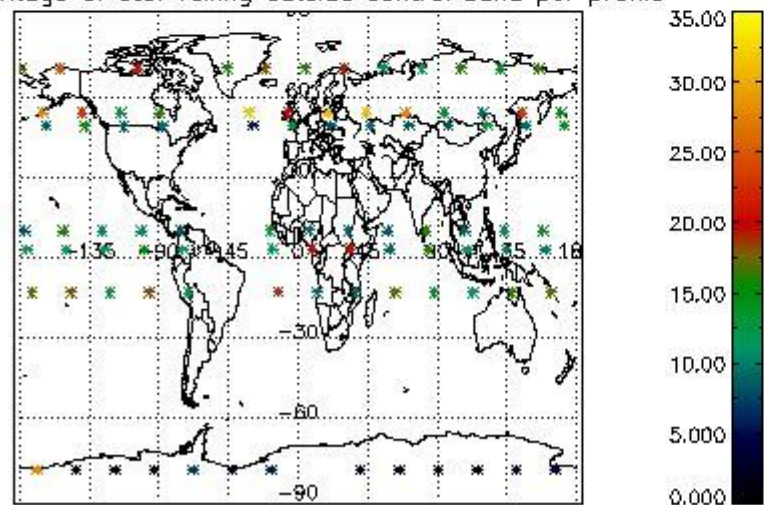
Percentage of cosmic ray hits per profile



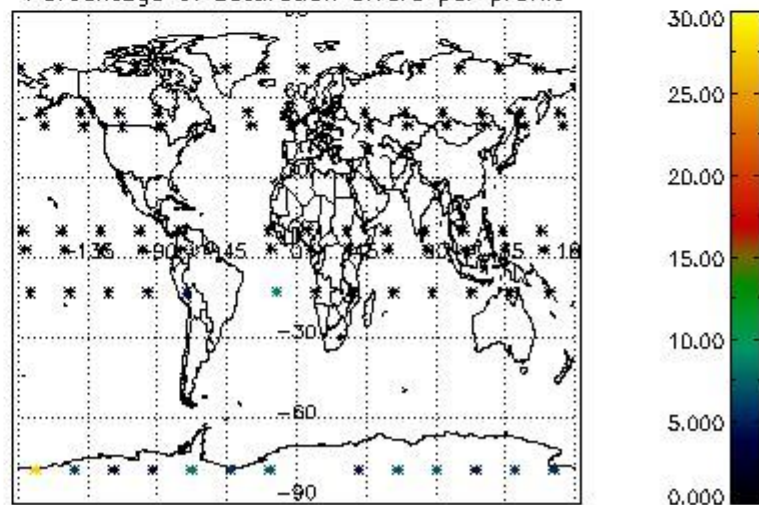
Percentage of datation errors per profile



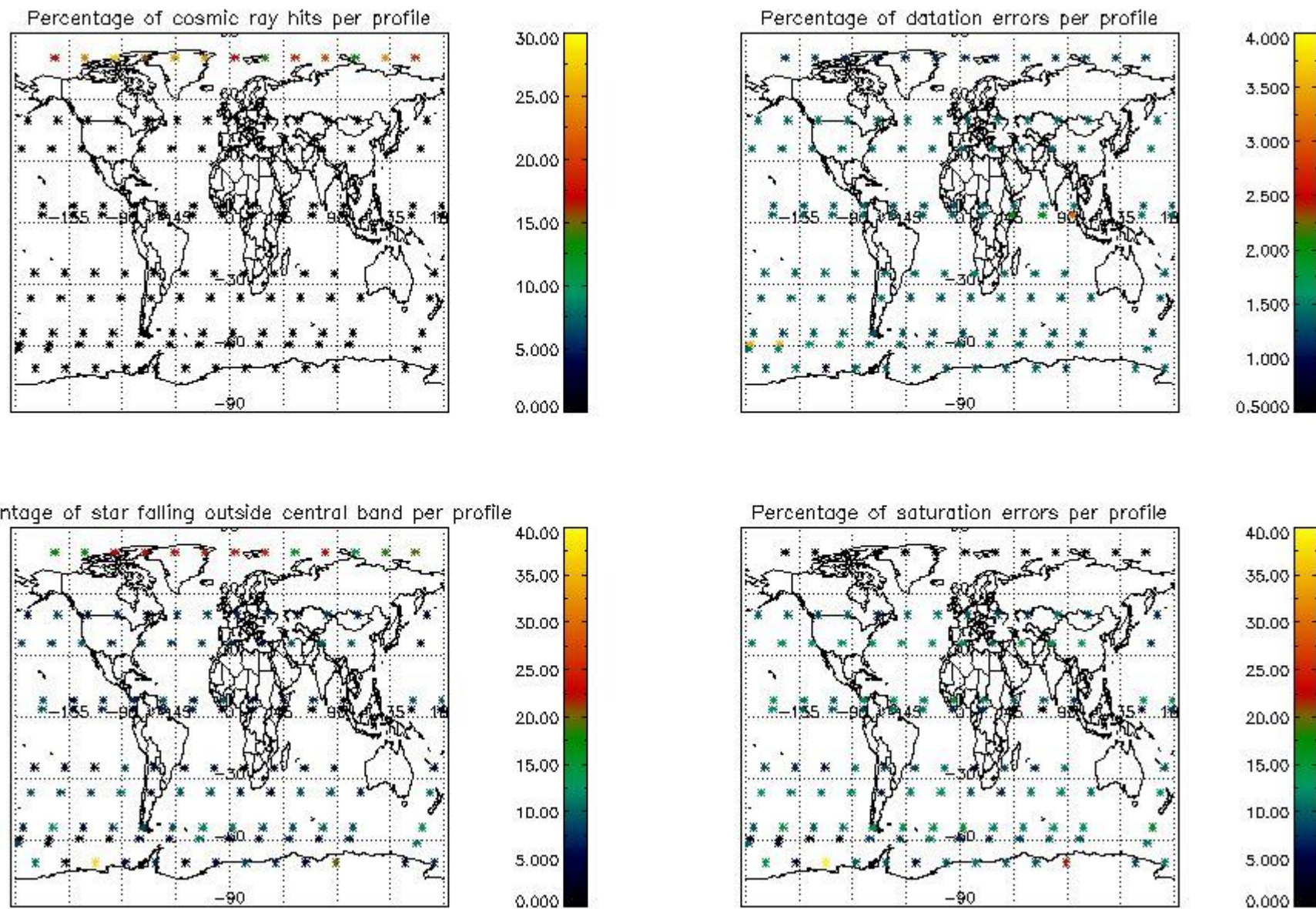
Percentage of star falling outside central band per profile



Percentage of saturation errors per profile



4.2.2 Plot level 1 quality information per product (world map): ENVISAT DESCENDING passes



5. Trace gas profiles

5.1 Ozone statistics based on quality of products

The final quality of the products can be "measured" using the STD (Standard Deviation) attached to every point profile. This information is written to the parameter GOM_NL__2P/NL_LOCAL_SPECIES_DENSITY/o3_std of the level 2 products. The table below shows the statistics for given STD ranges.

The statistics are given with respect to the overall valid production:

- Products without fatal errors: GOM_NL__2P/MPH/PRODUCT_ERR=0
- Valid point profile: GOM_NL__2P/NL_LOCAL_SPECIES_DENSITY/pcd(0)=0

The 'Criteria' is applied to valid points of dark limb products:

- Products in dark limb illumination condition: GOM_NL__2P/NL_SUMMARY_QUALITY/obs_ill_cond=0
- Products without fatal errors: GOM_NL__2P/MPH/PRODUCT_ERR=0
- Valid point profile: GOM_NL__2P/NL_LOCAL_SPECIES_DENSITY/pcd(0)=0

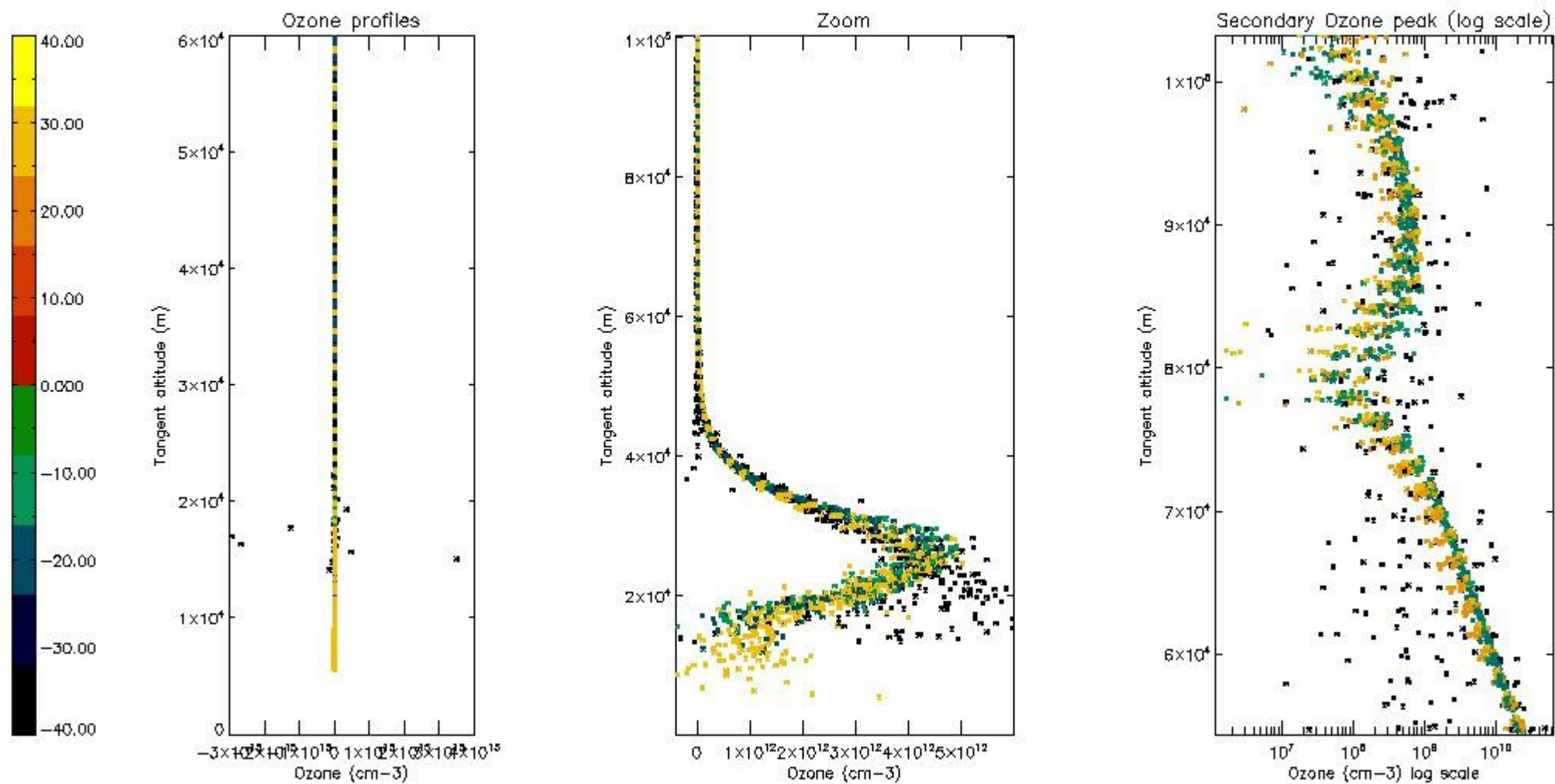
So, the table below shows the percentage of dark limb and valid observations for each criteria with respect to the overall valid daily observations.

Criteria	% of total production
All STD	32
STD < 20	19

STD < 10	15
STD < 5	9

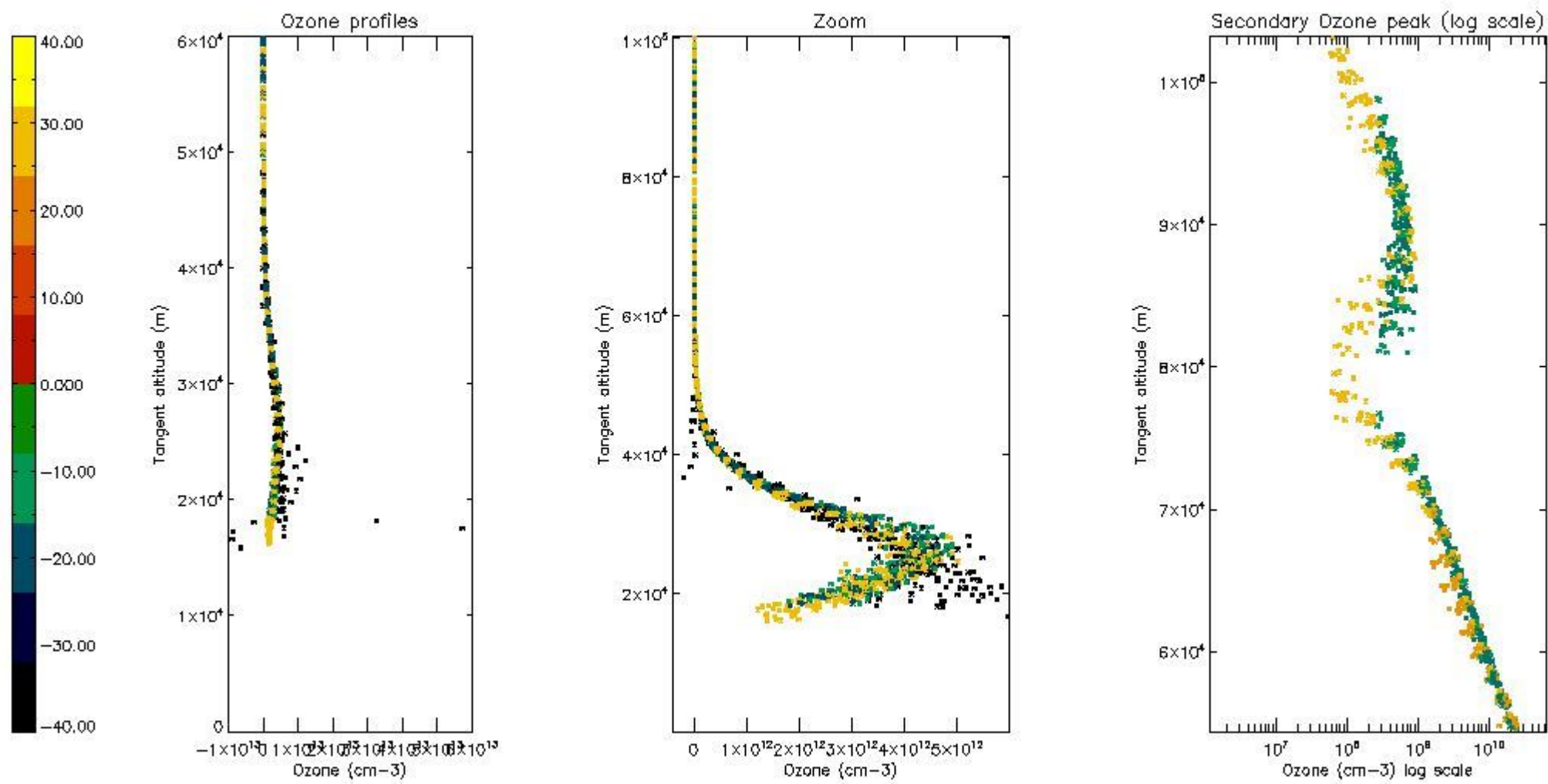
5.2 Plot ozone profiles for all STD (dark without errors)

The colorbar represents the latitude.



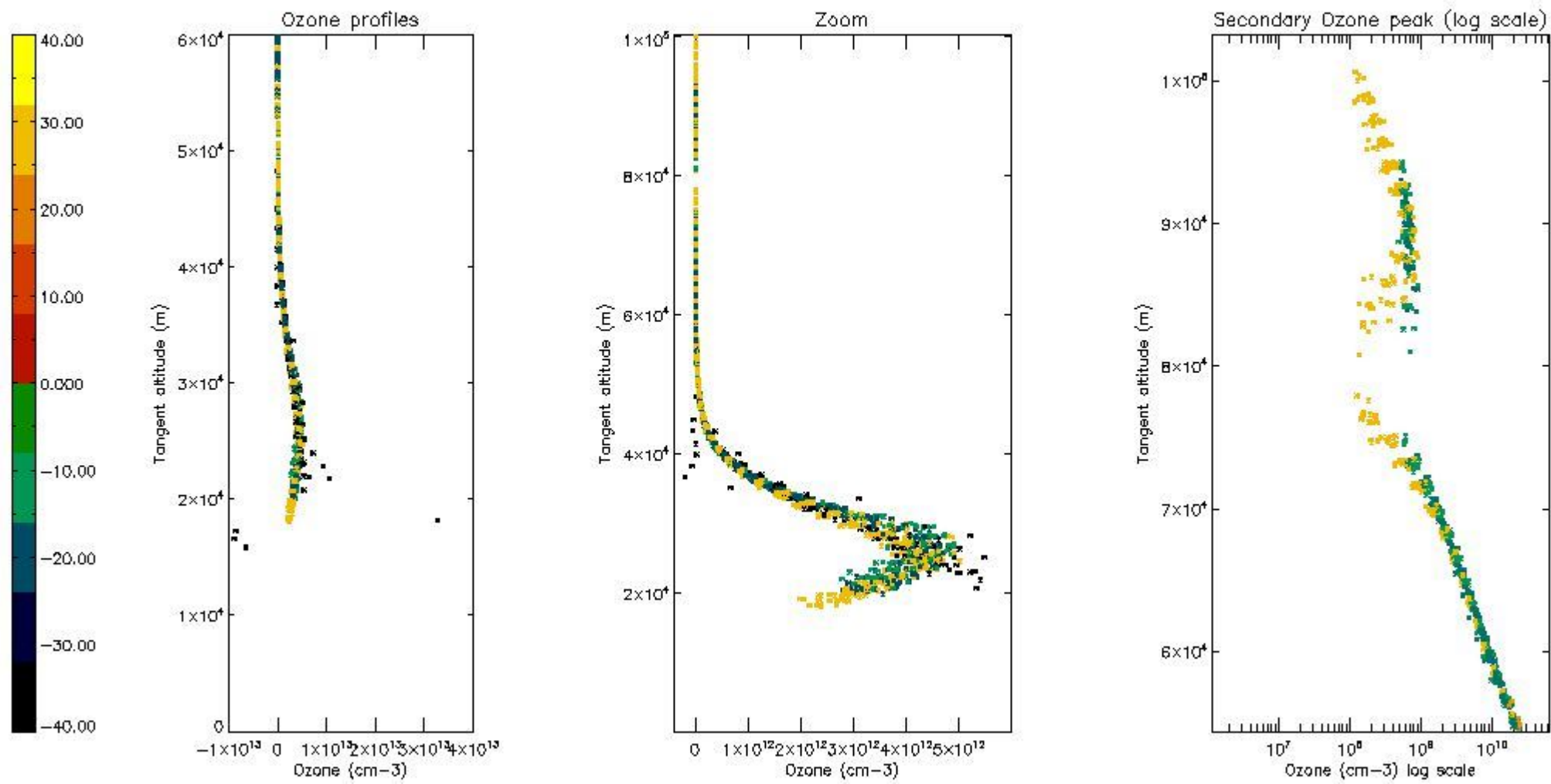
5.3 Plot ozone profiles where STD < 20% (dark without errors)

The colorbar represents the latitude.



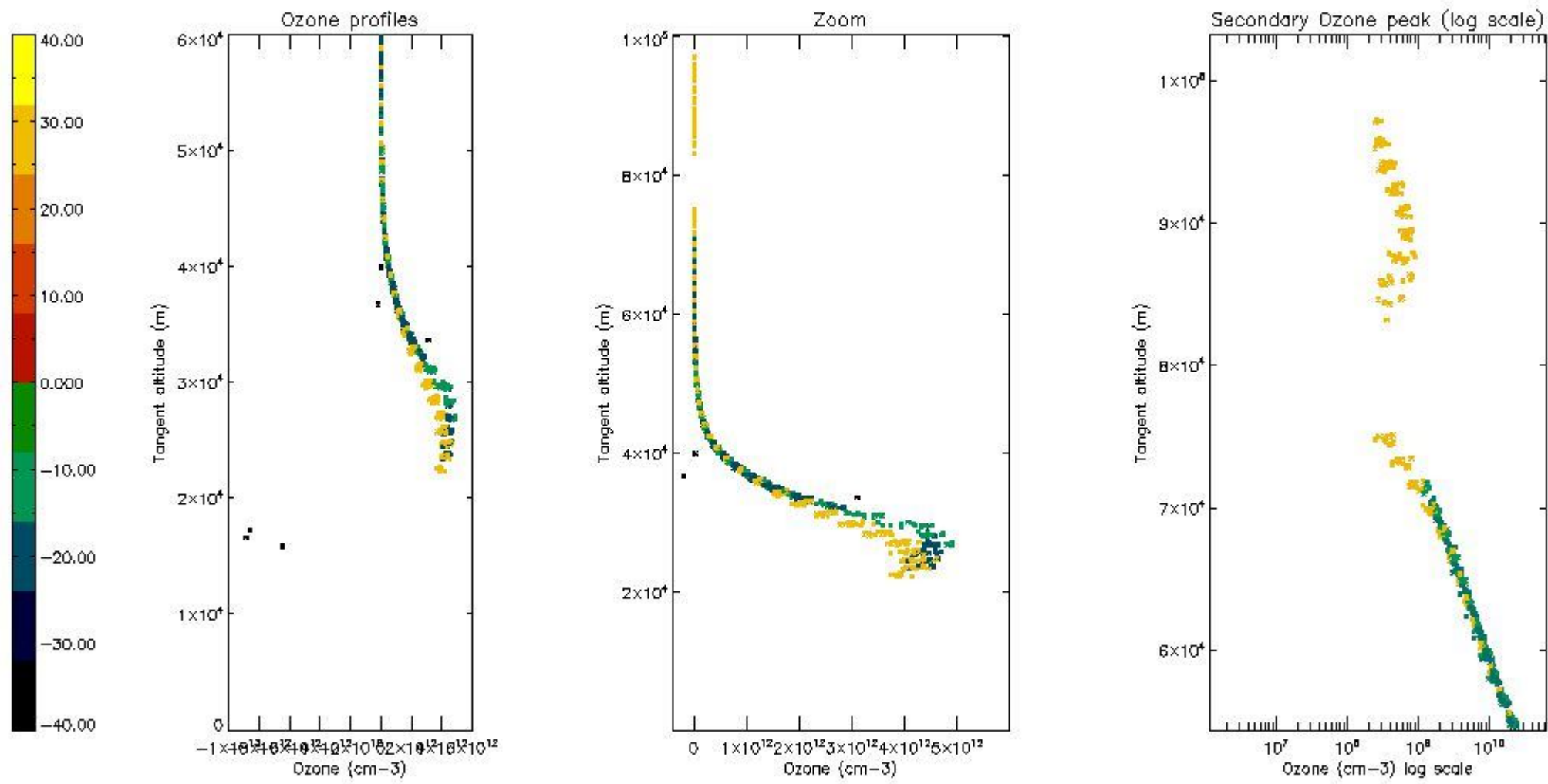
5.4 Plot ozone profiles where STD < 10% (dark without errors)

The colorbar represents the latitude.



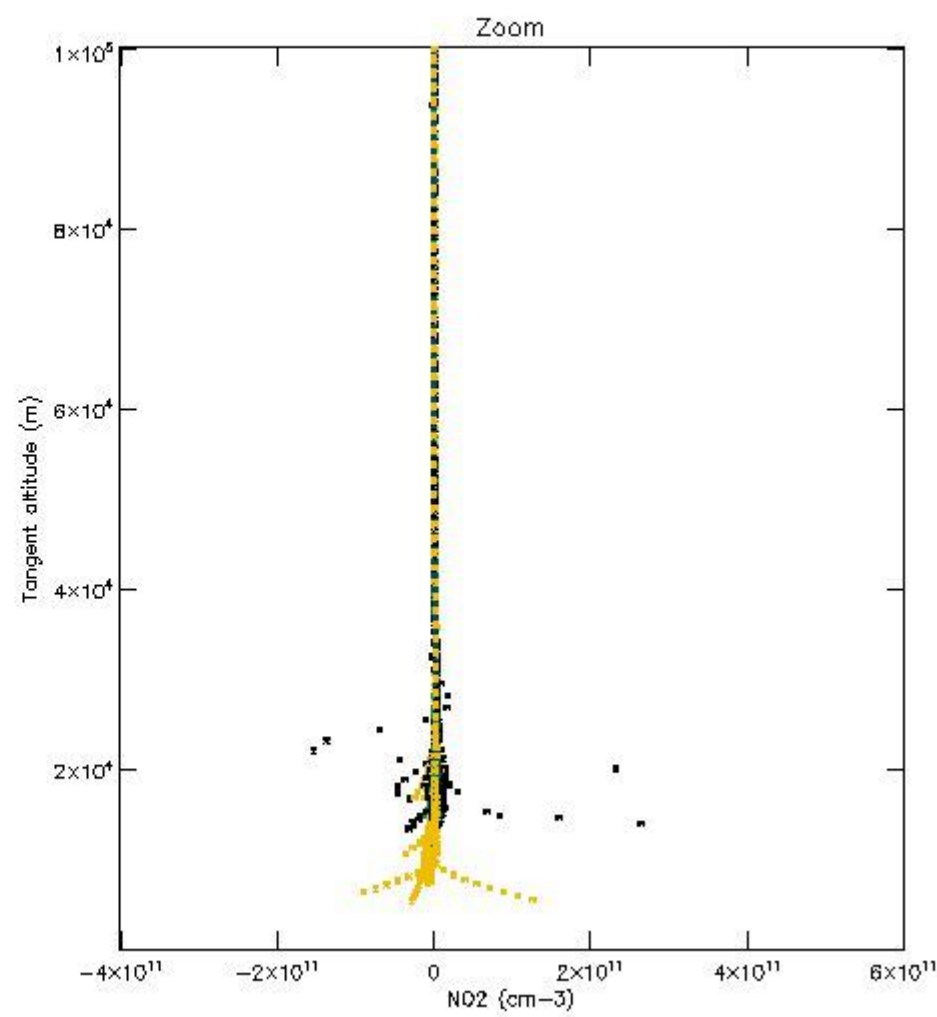
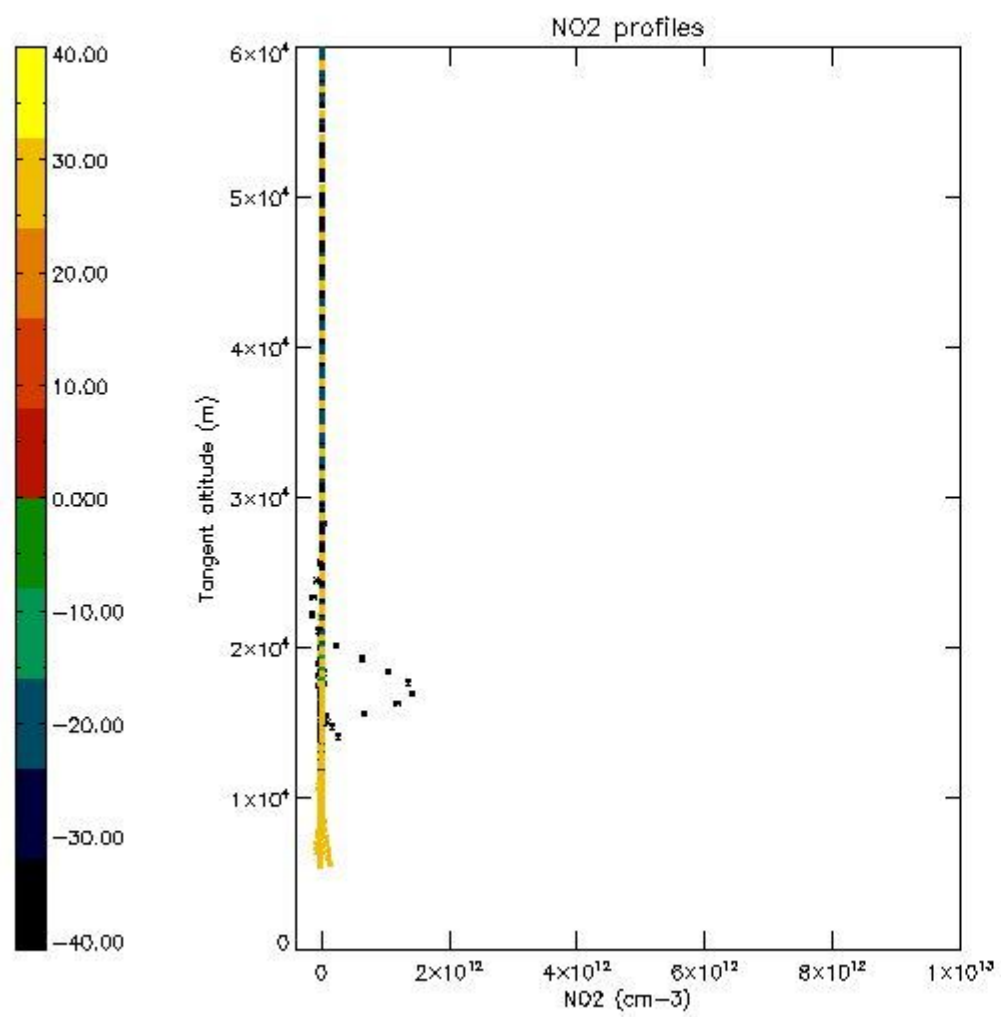
5.5 Plot ozone profiles where STD < 5% (dark without errors)

The colorbar represents the latitude.



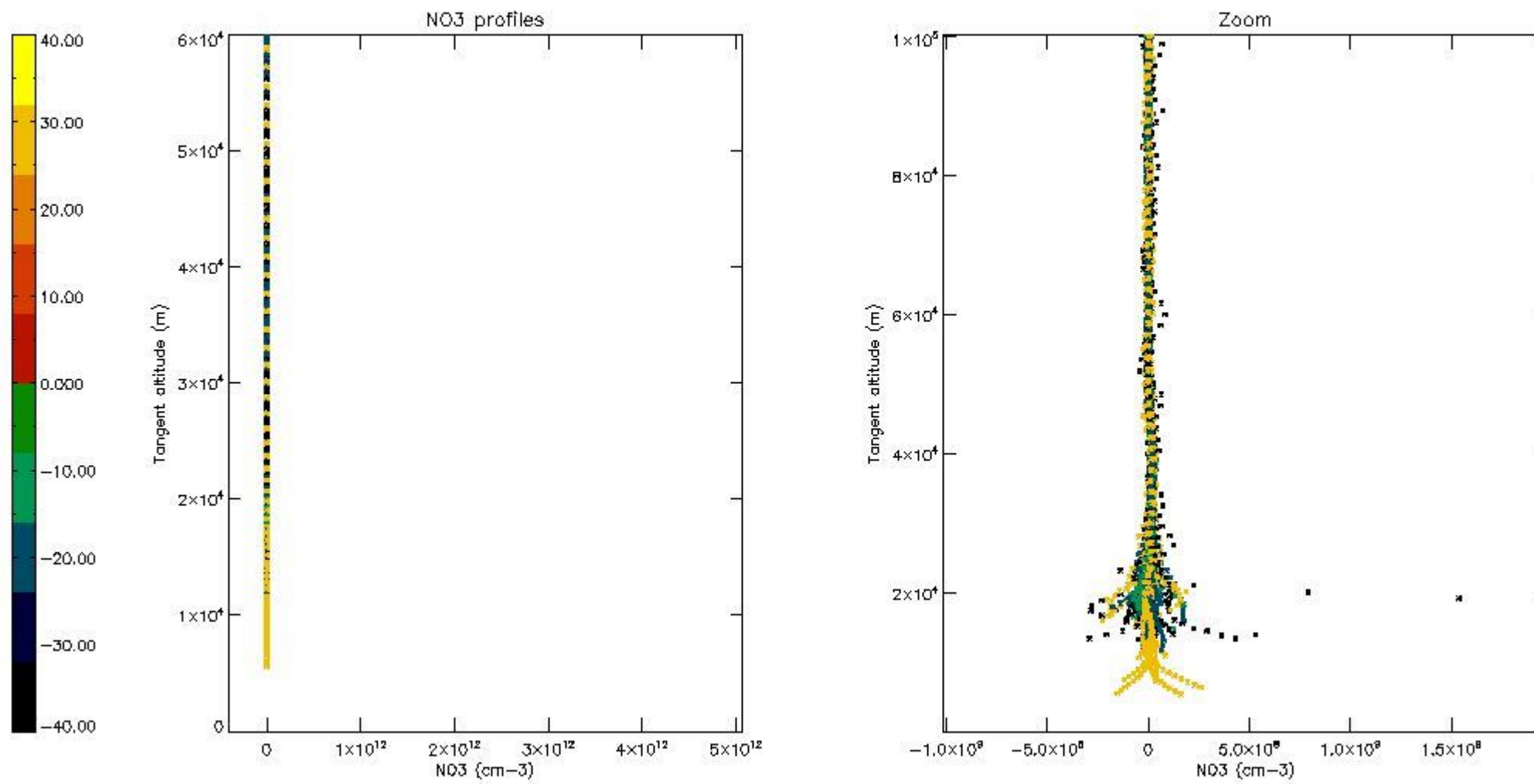
5.6 Plot NO₂ profiles for all STD (dark without errors)

The colorbar represents the latitude.



5.7 Plot NO3 profiles for all STD (dark without errors)

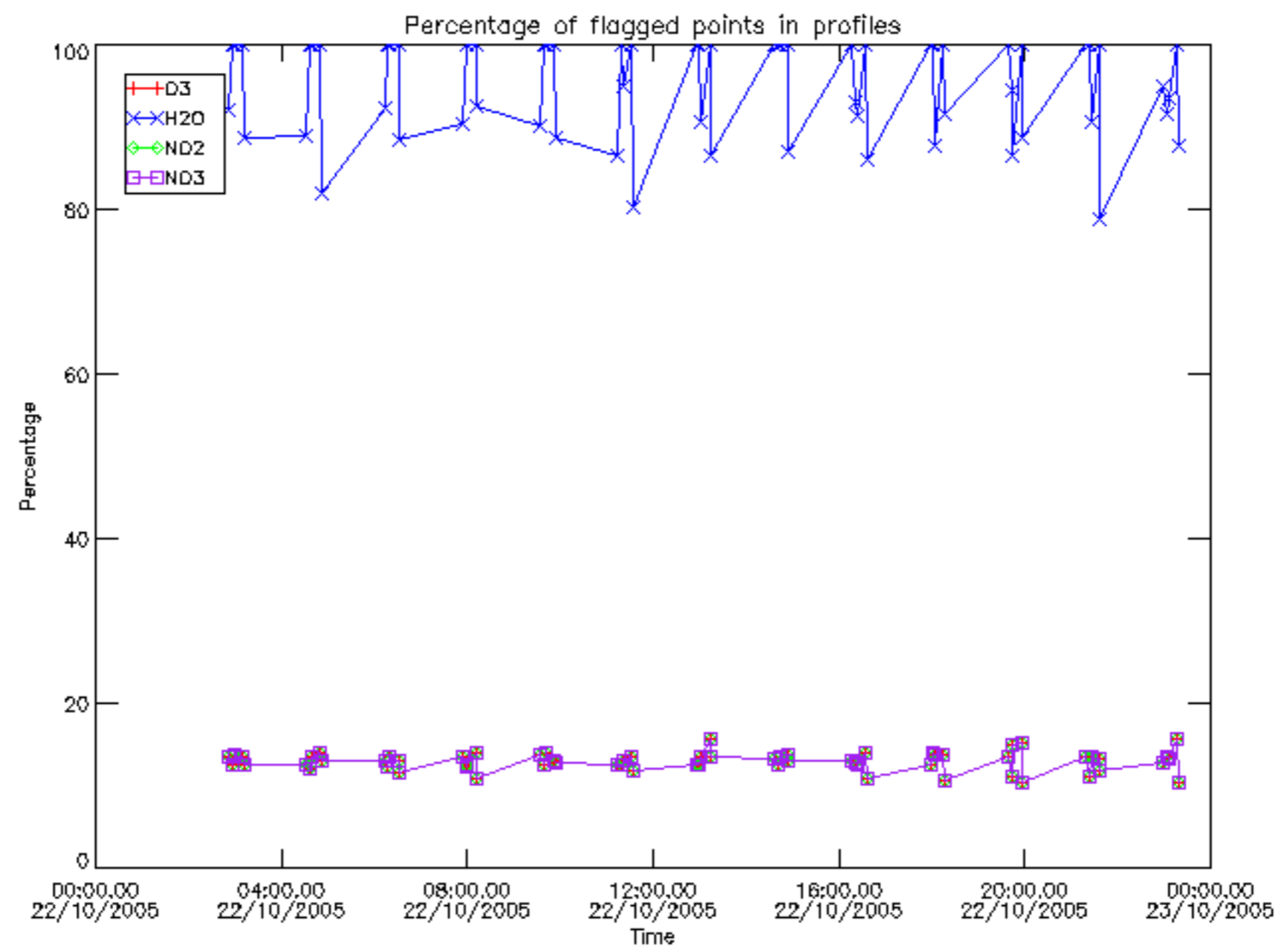
The colorbar represents the latitude.



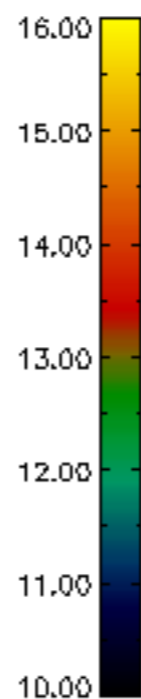
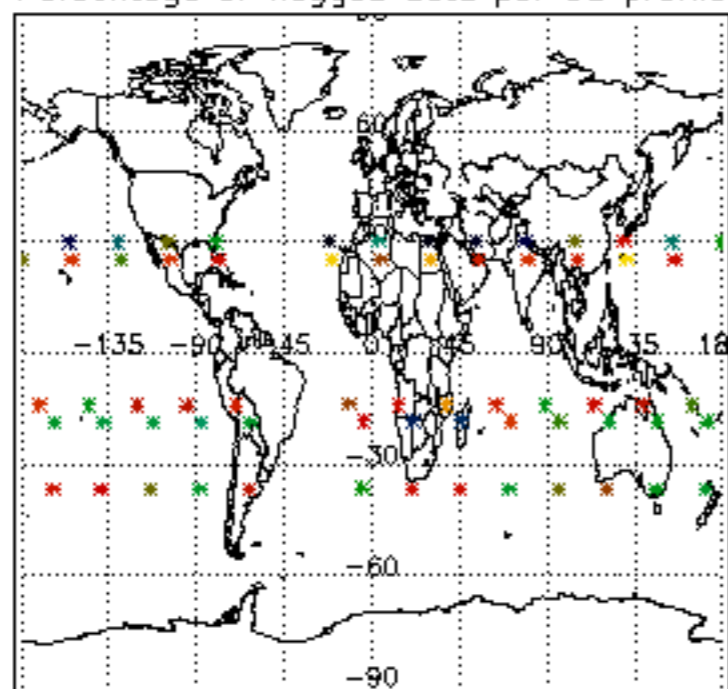
6. Auxiliary Data Files used for the production reported in section 2

The number reported in the third column indicates since which file (see list in section 2) the corresponding auxiliary file has been used. The fourth column is the date of those product files.

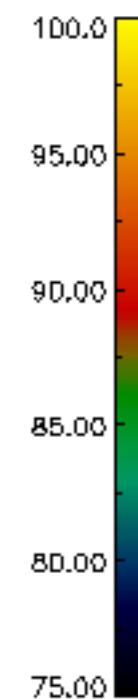
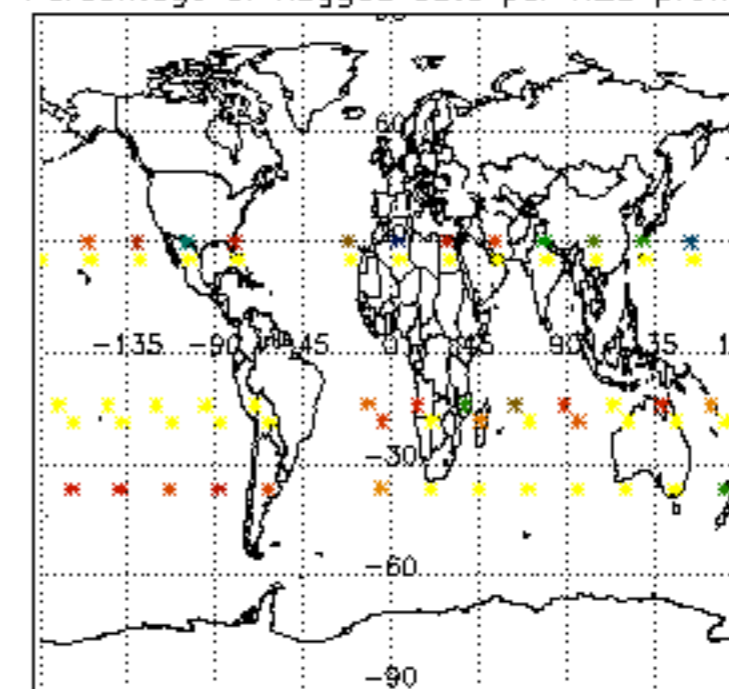
Type	Auxiliary Filename	Used since product	Used since product date
INST_PHYS_CHARACTERISTICS	GOM_INS_AXVIEC20091111_143220_20030716_120000_20500101_000000	1	22-OCT-2005 02:15:35
LEVEL-2_PROC_CONFIG	GOM_PR2_AXVIEC20091111_152718_20020301_000000_20500101_000000	1	22-OCT-2005 02:15:35
CROSS_SECTIONS_FILE	GOM_CRS_AXVIEC20091111_154832_20020301_000000_20500101_000000	1	22-OCT-2005 02:15:35



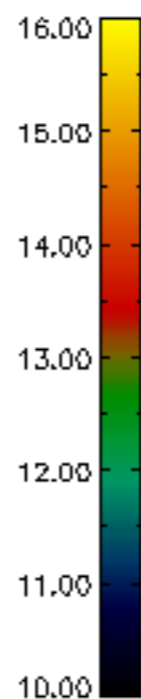
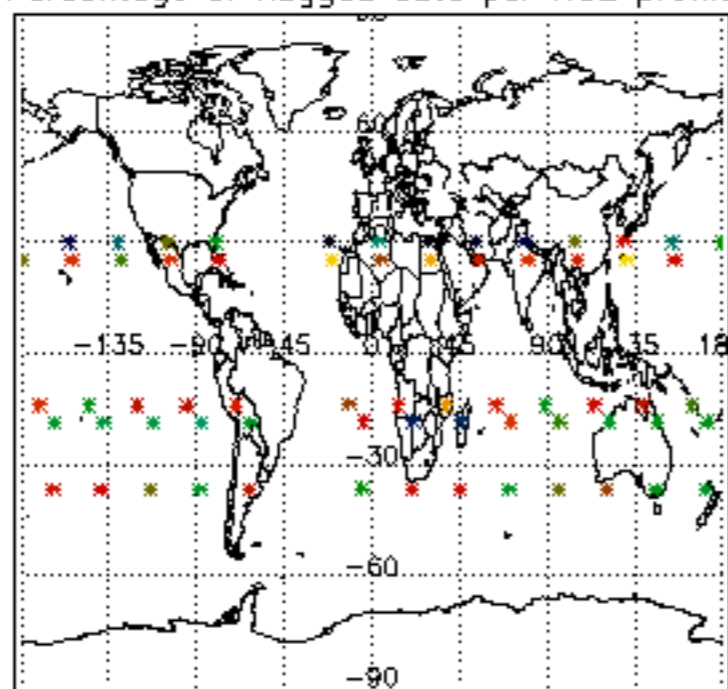
Percentage of flagged data per D3 profile



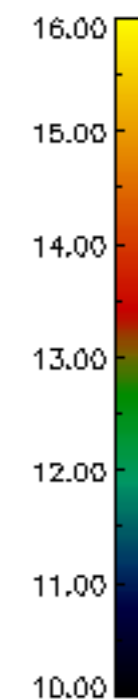
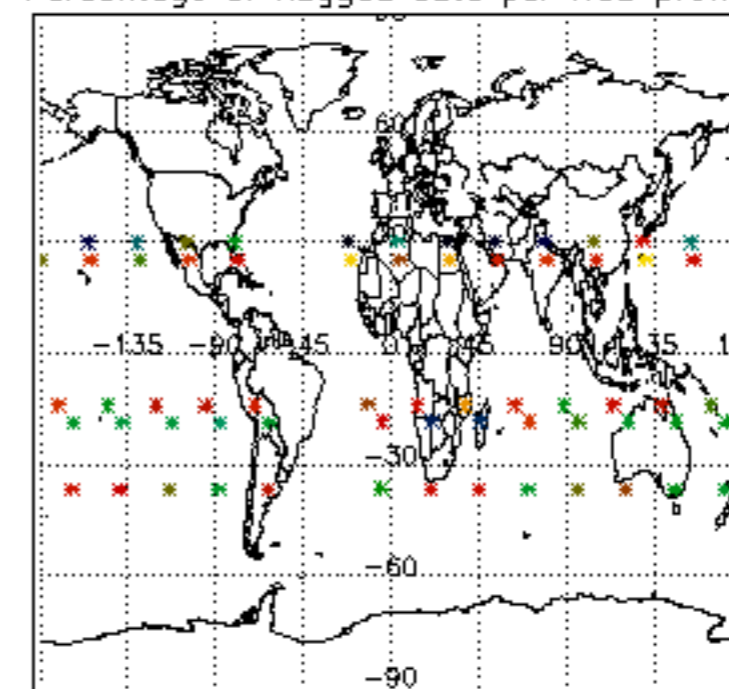
Percentage of flagged data per H2O profile

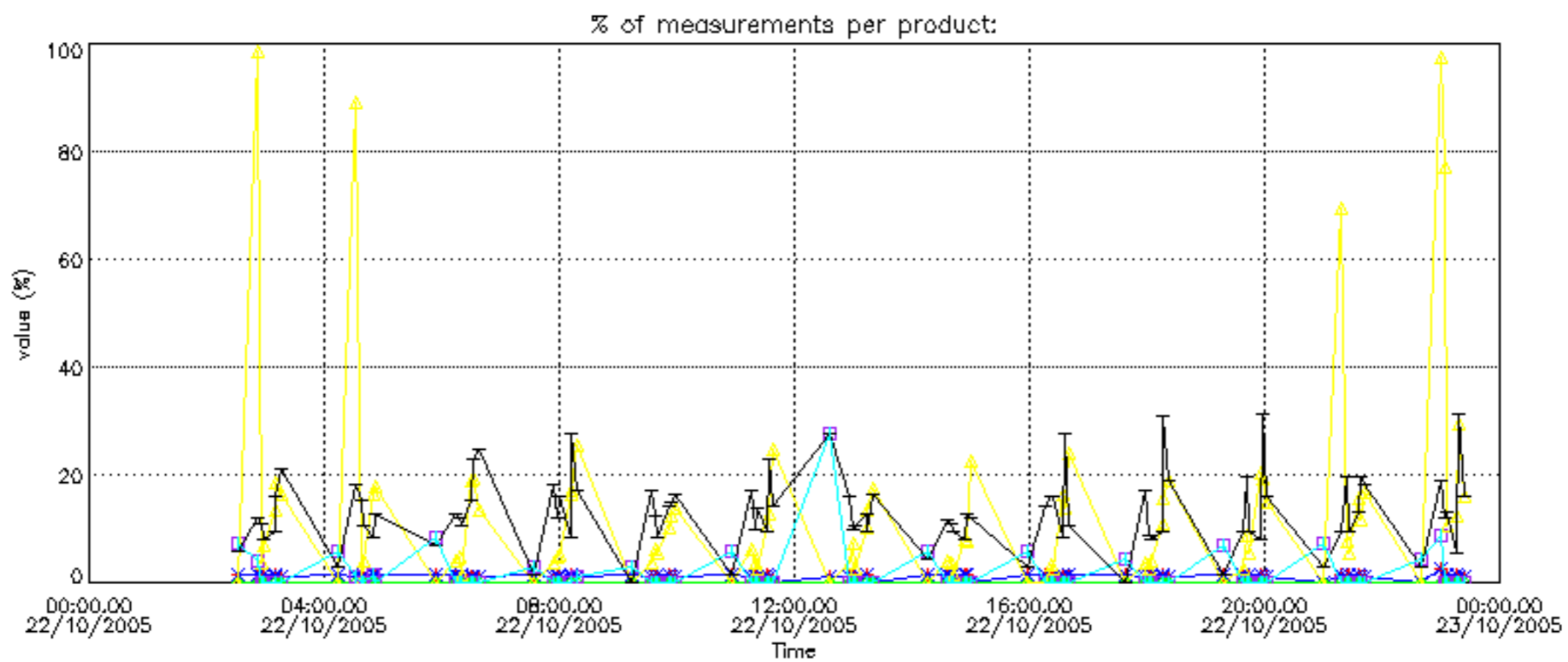


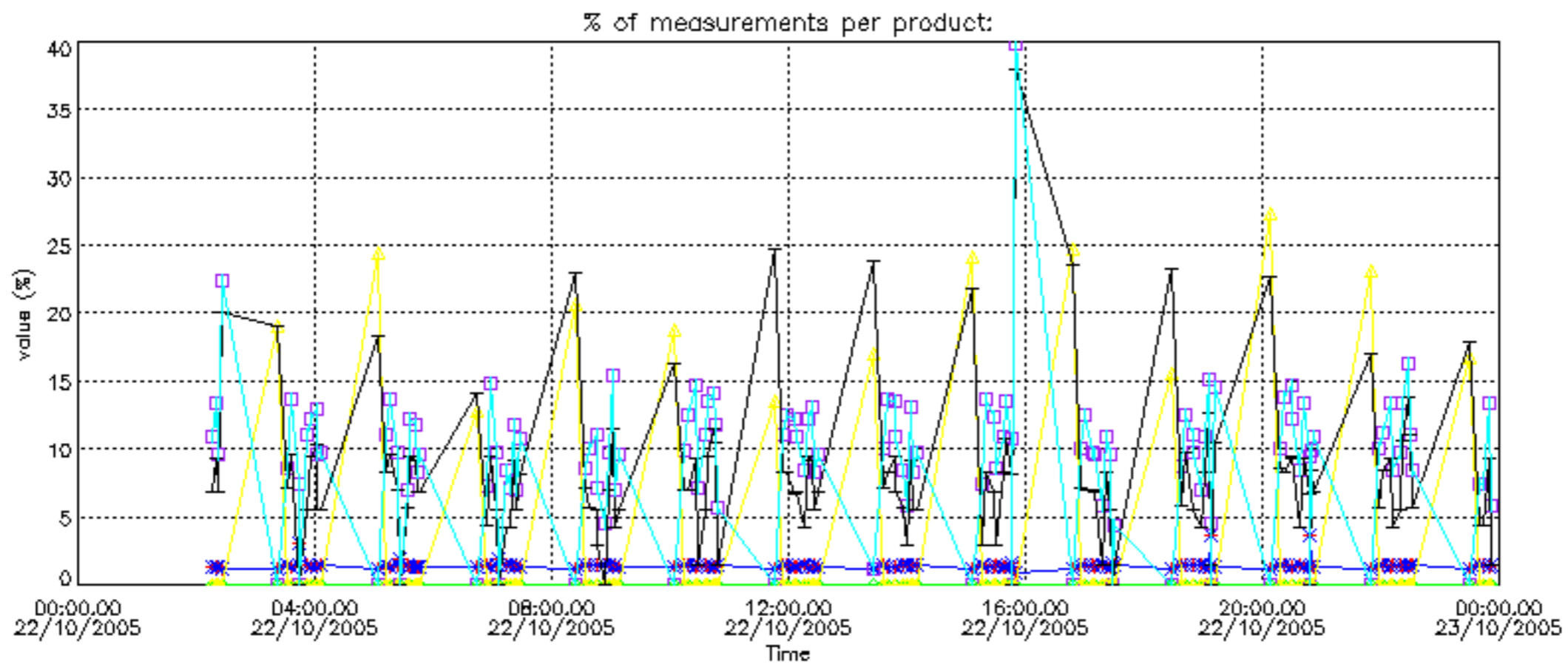
Percentage of flagged data per NO2 profile



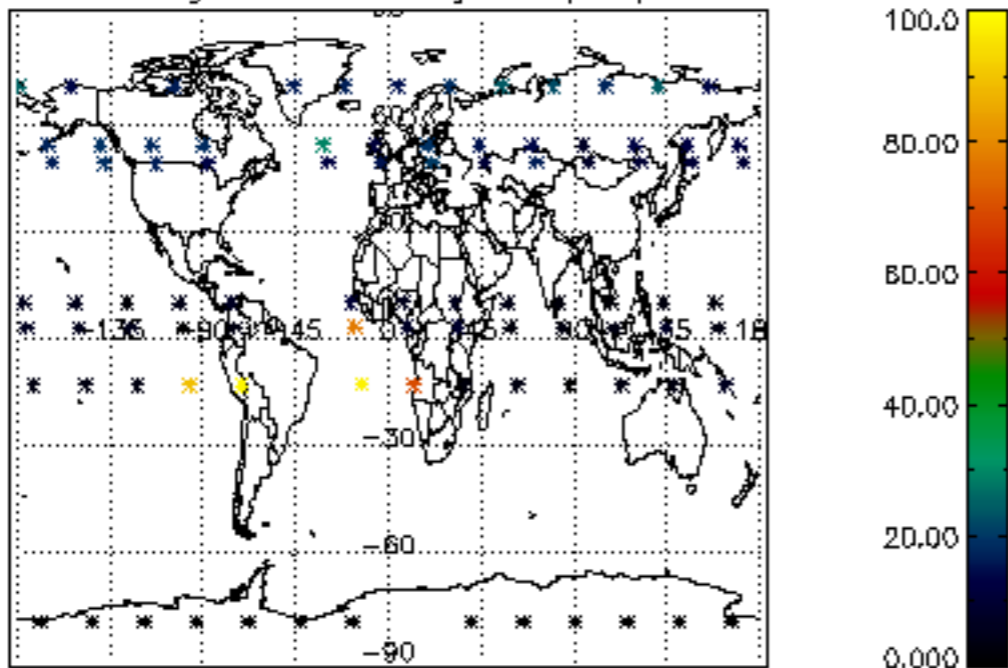
Percentage of flagged data per NO3 profile



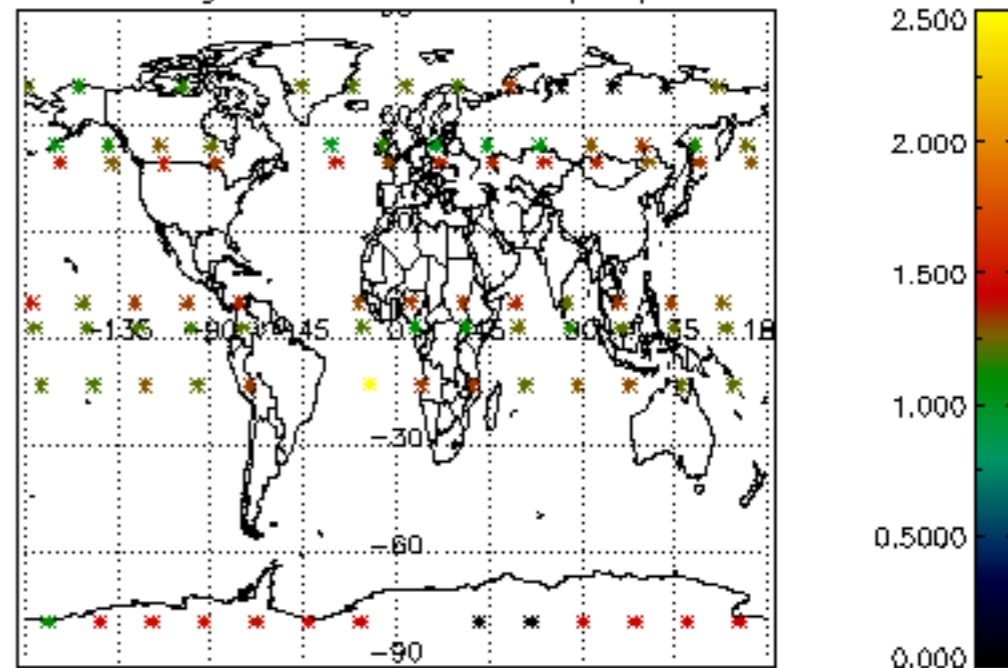




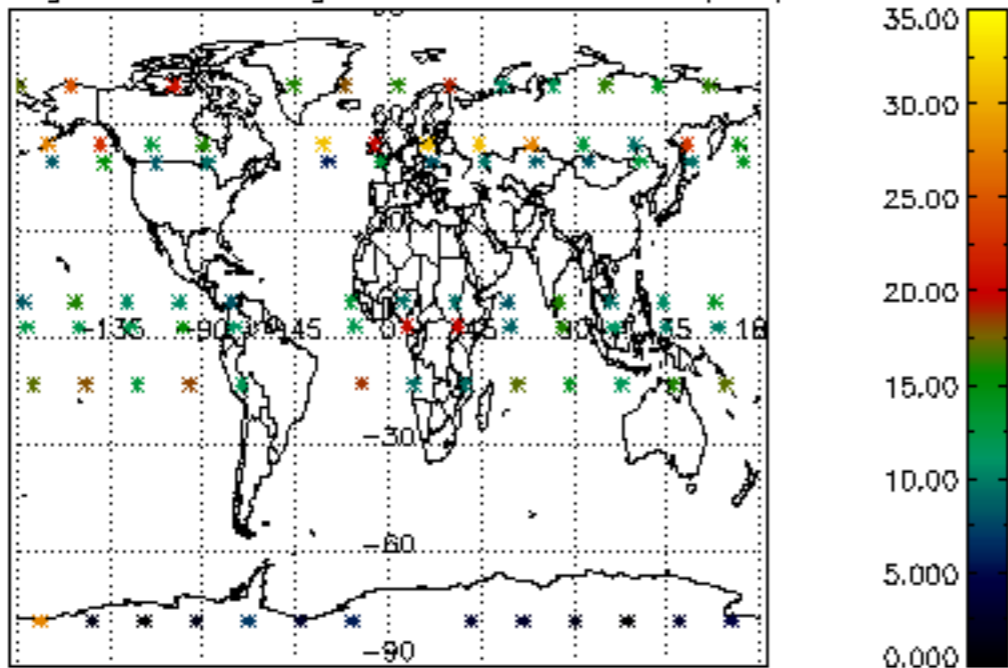
Percentage of cosmic ray hits per profile



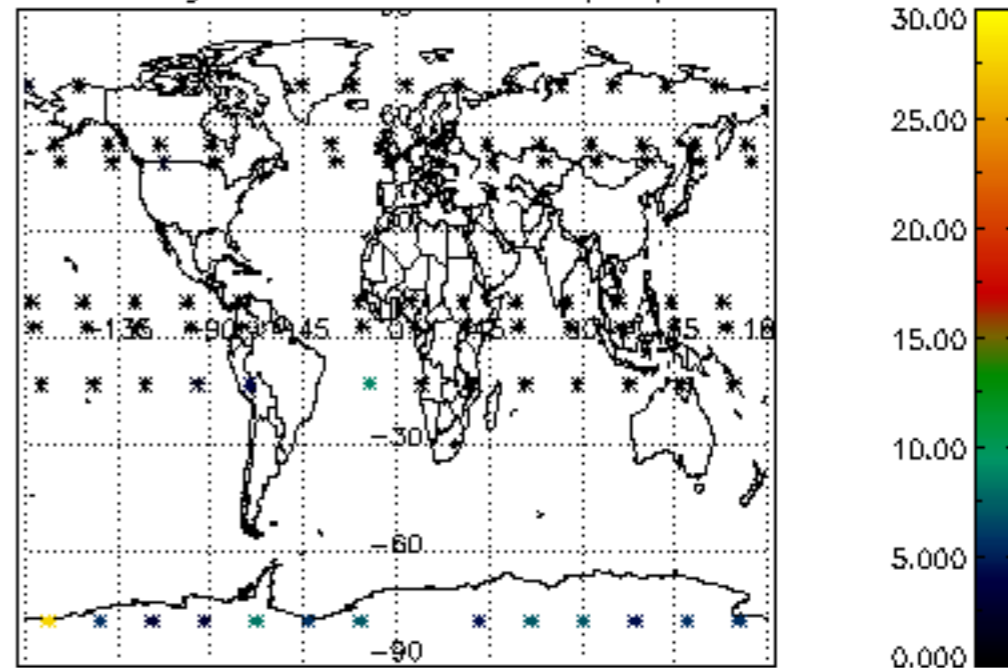
Percentage of datation errors per profile



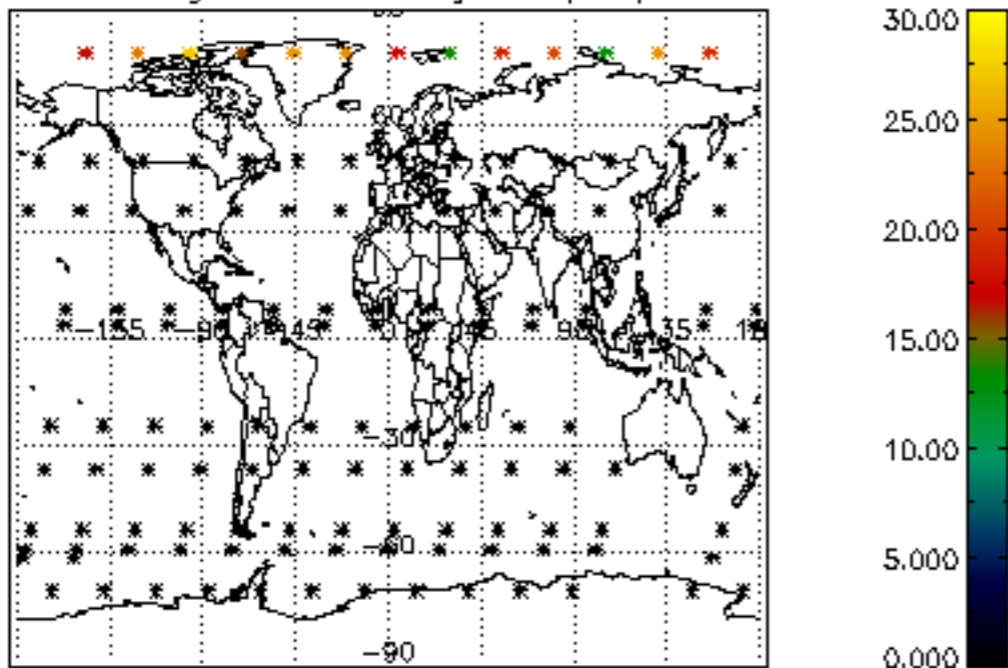
Percentage of star falling outside central band per profile



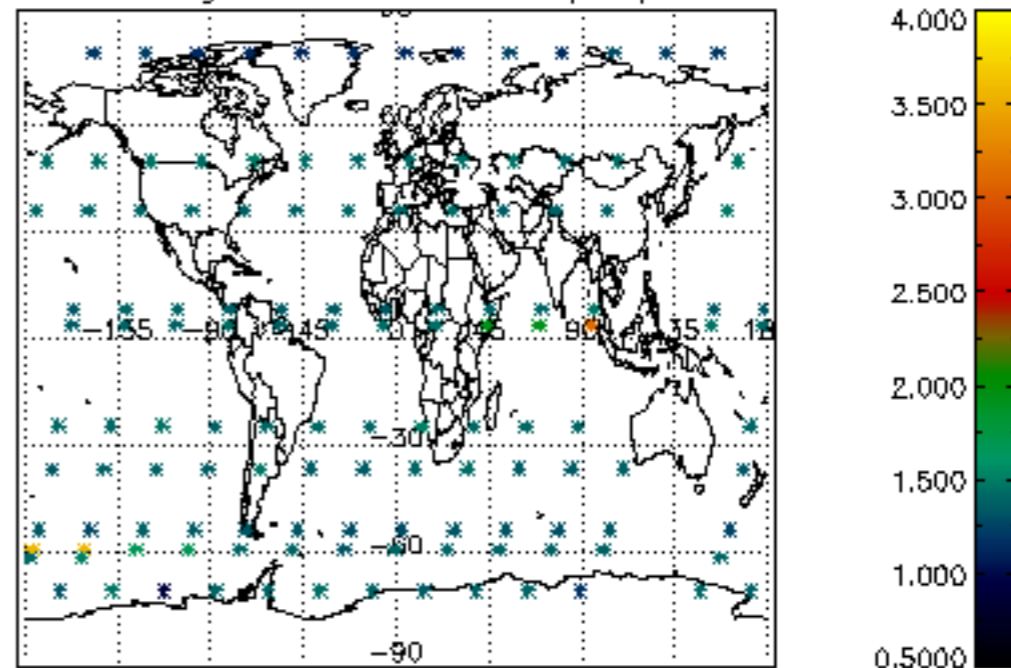
Percentage of saturation errors per profile



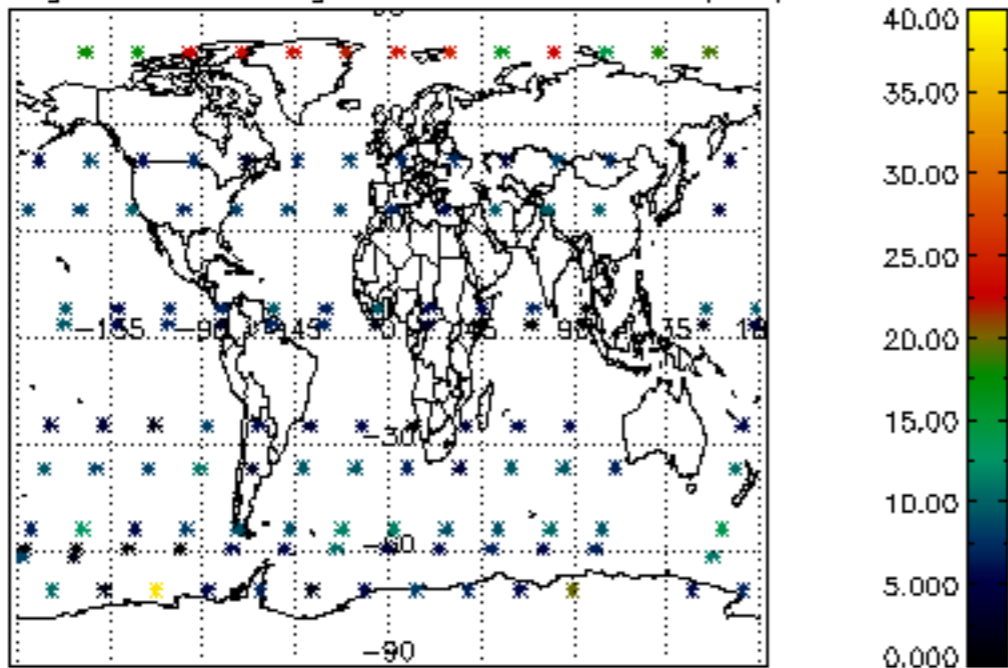
Percentage of cosmic ray hits per profile



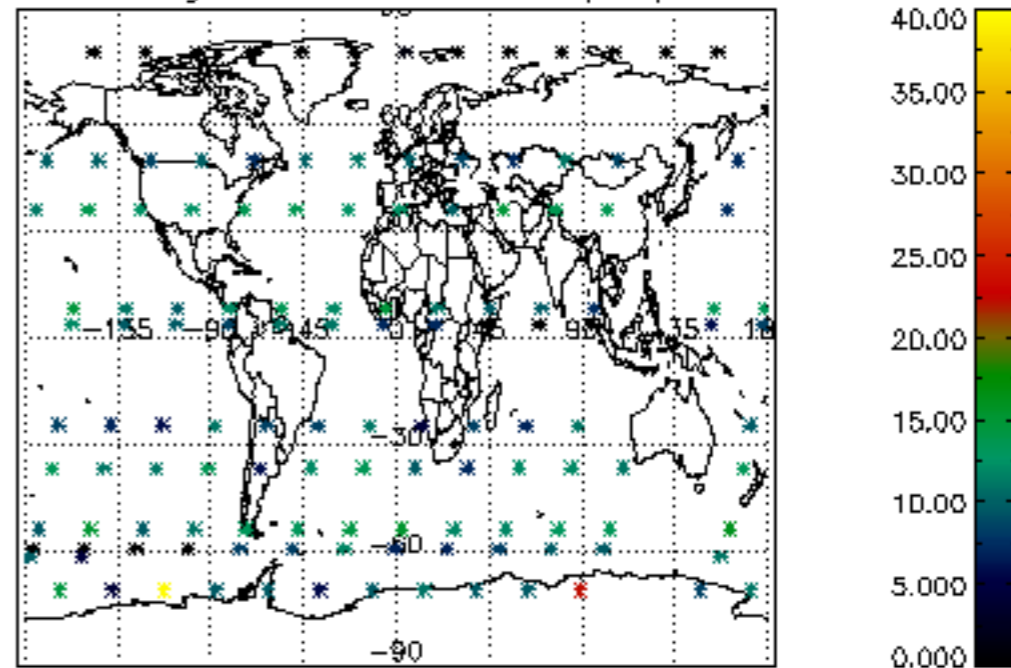
Percentage of datation errors per profile

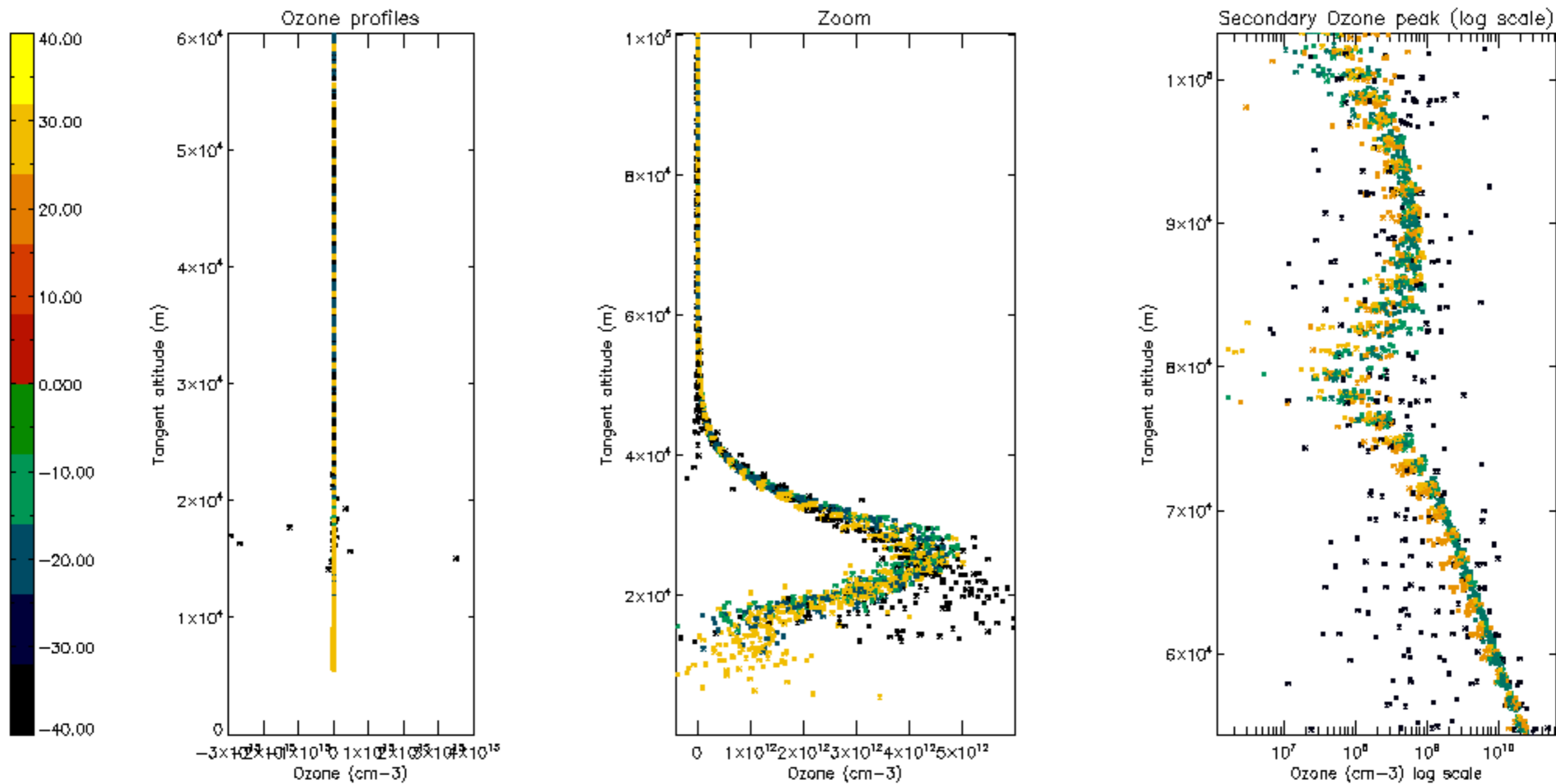


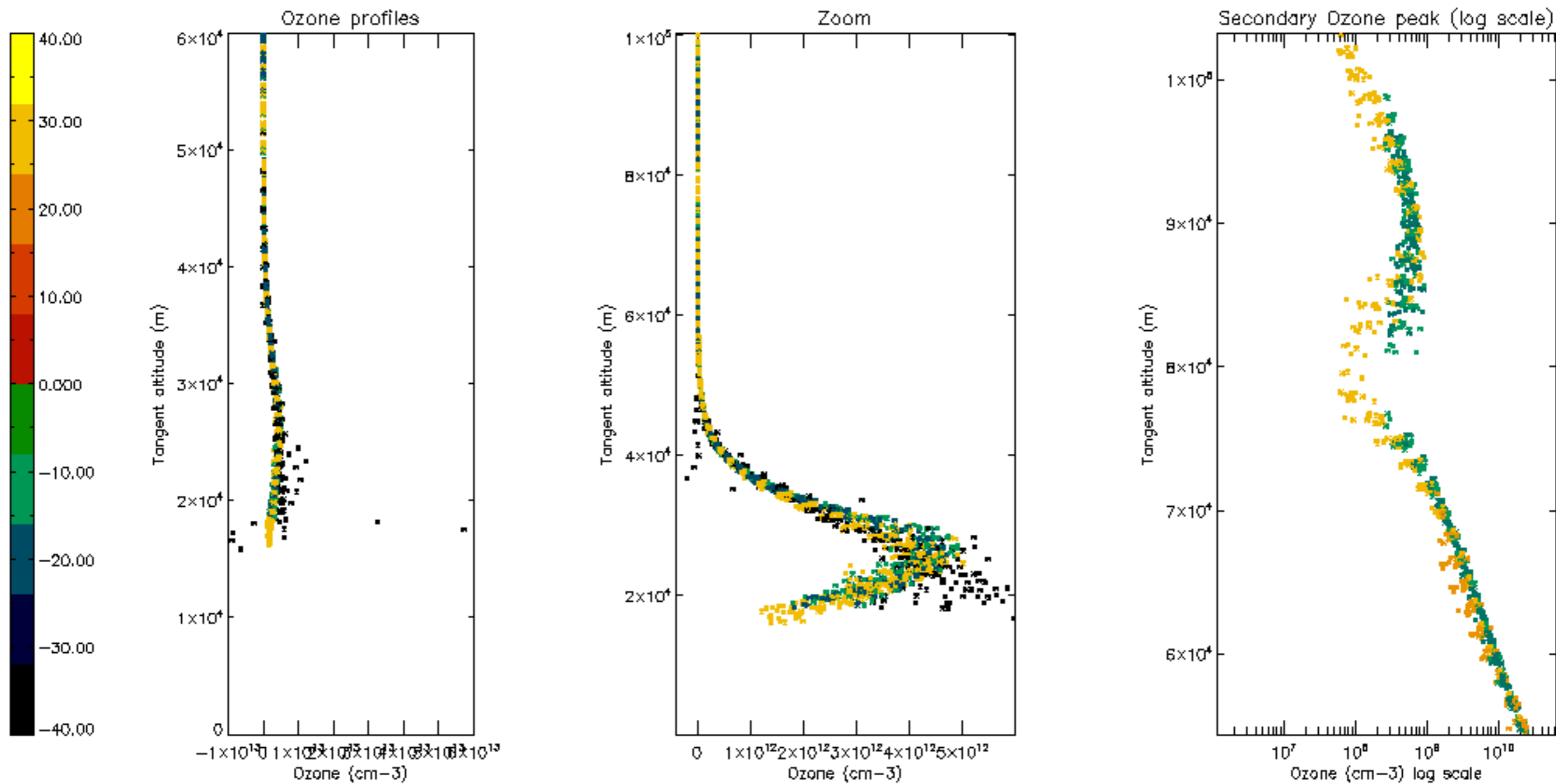
Percentage of star falling outside central band per profile

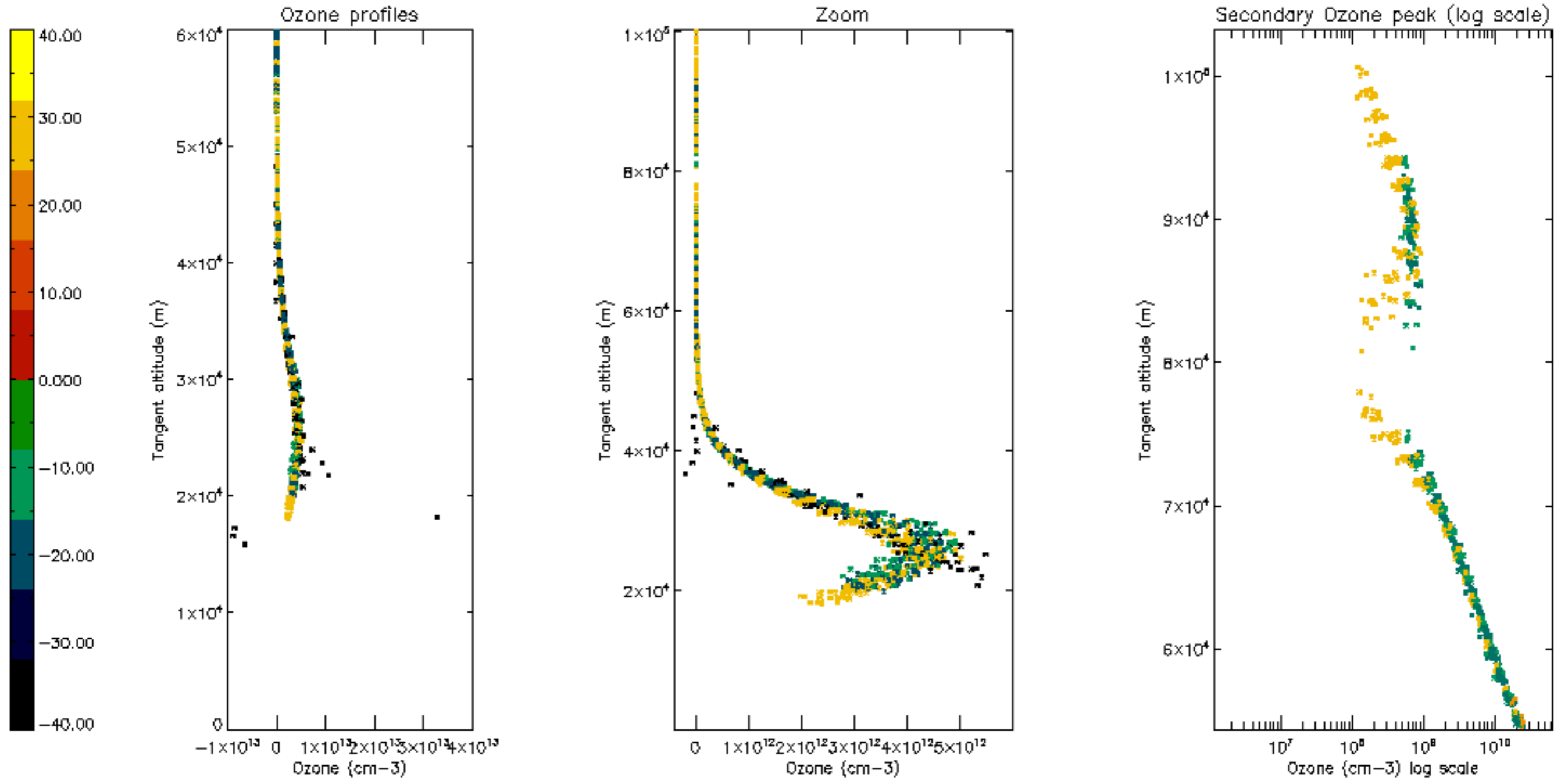


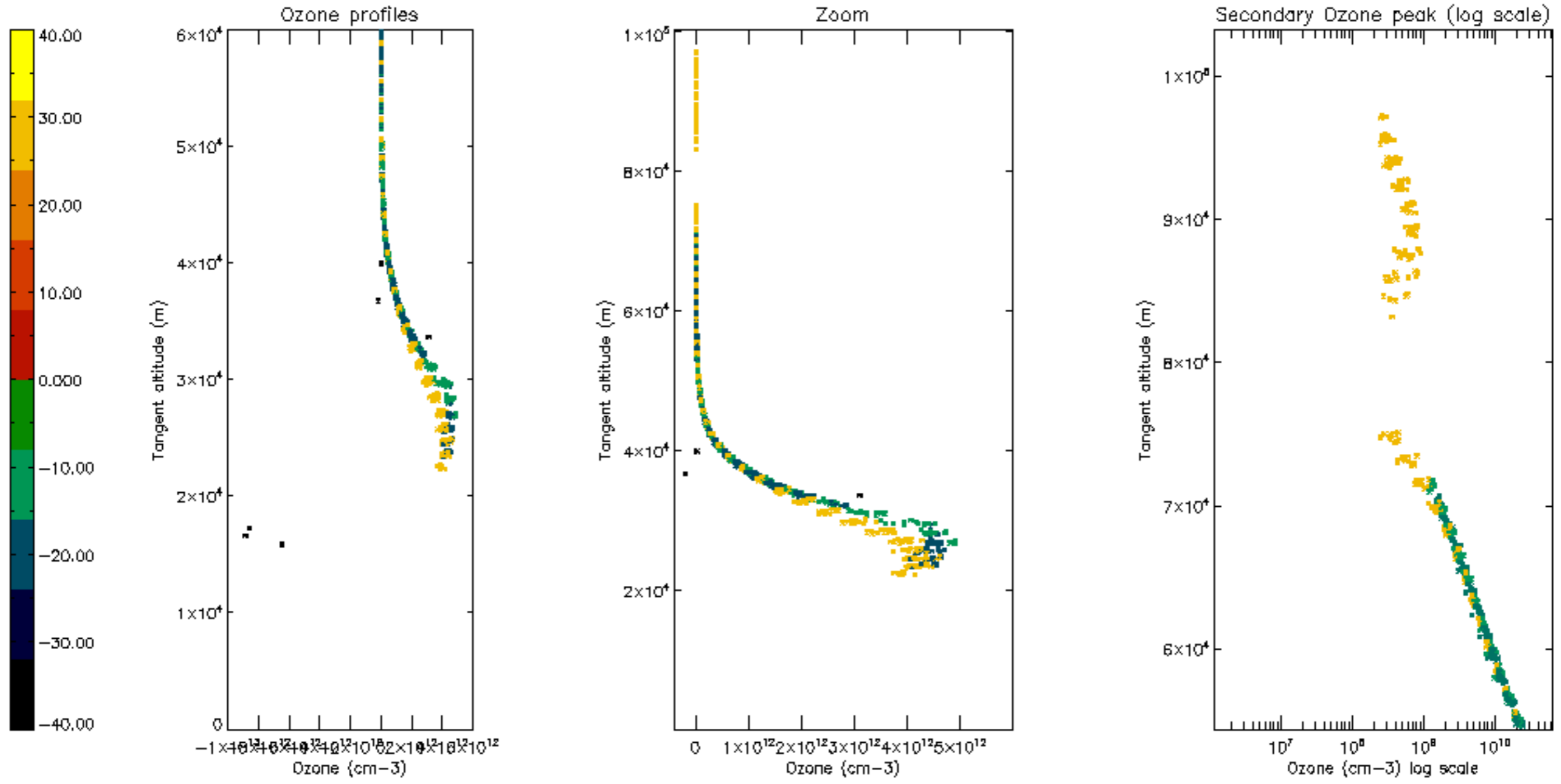
Percentage of saturation errors per profile

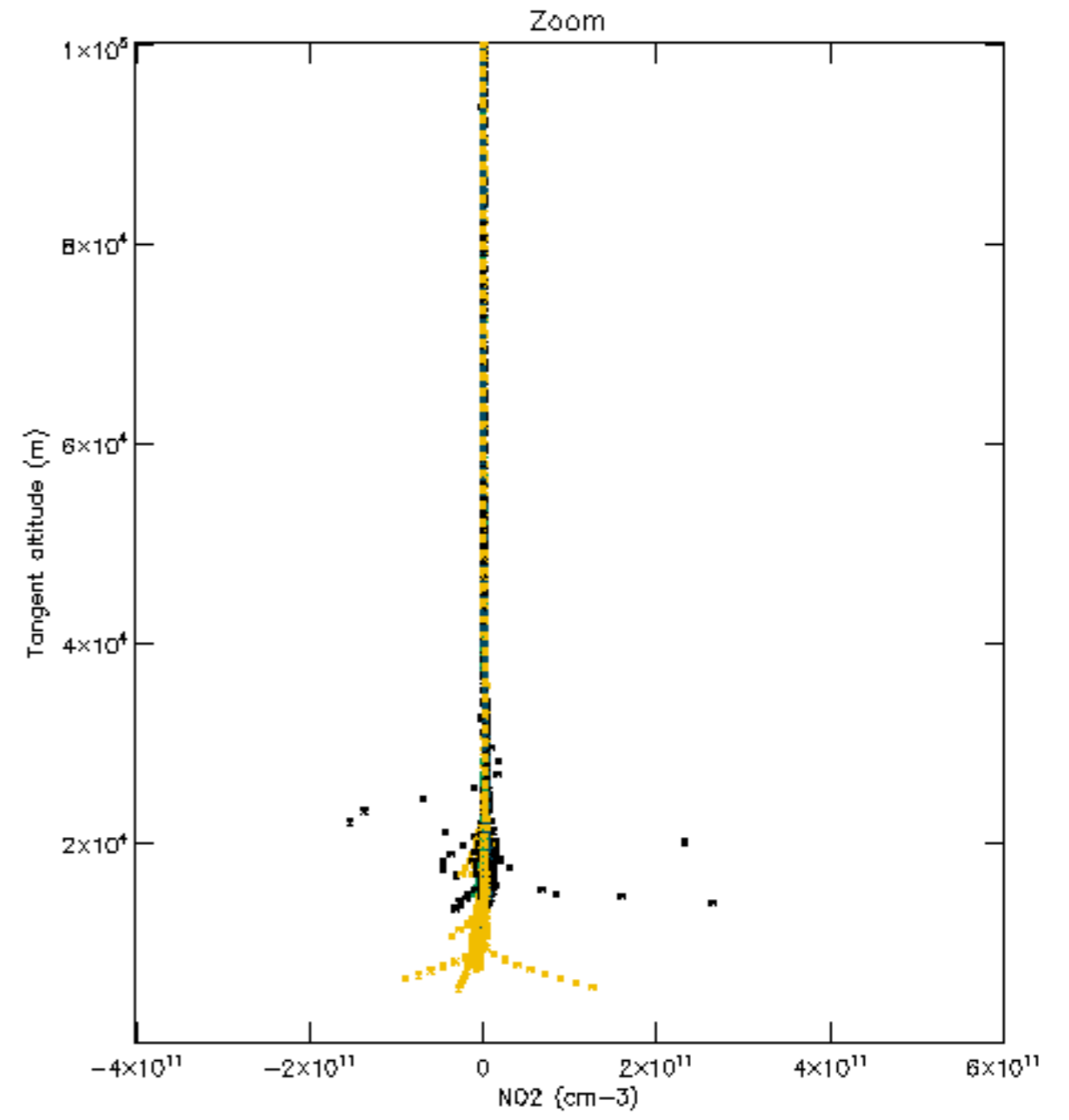
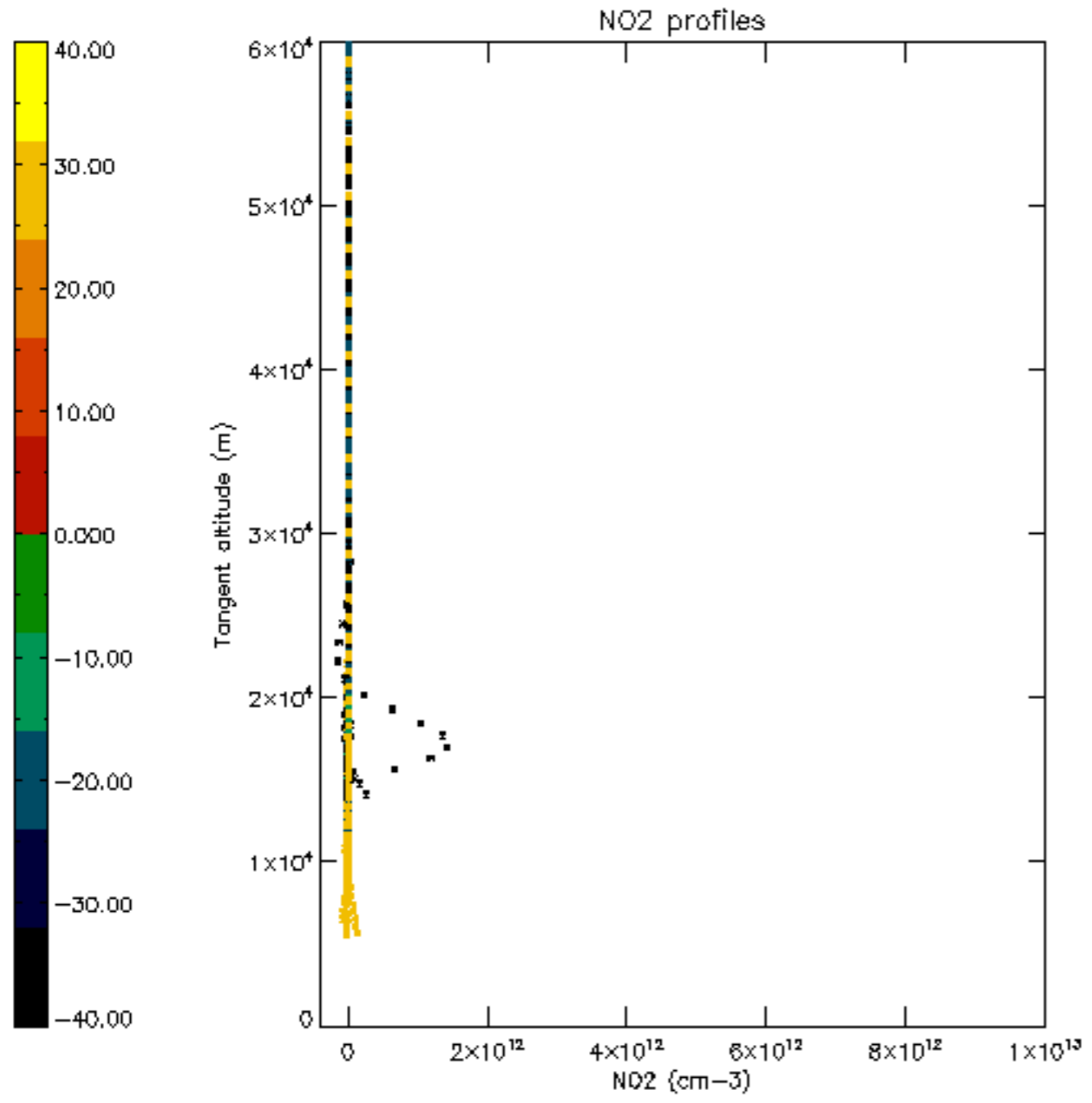


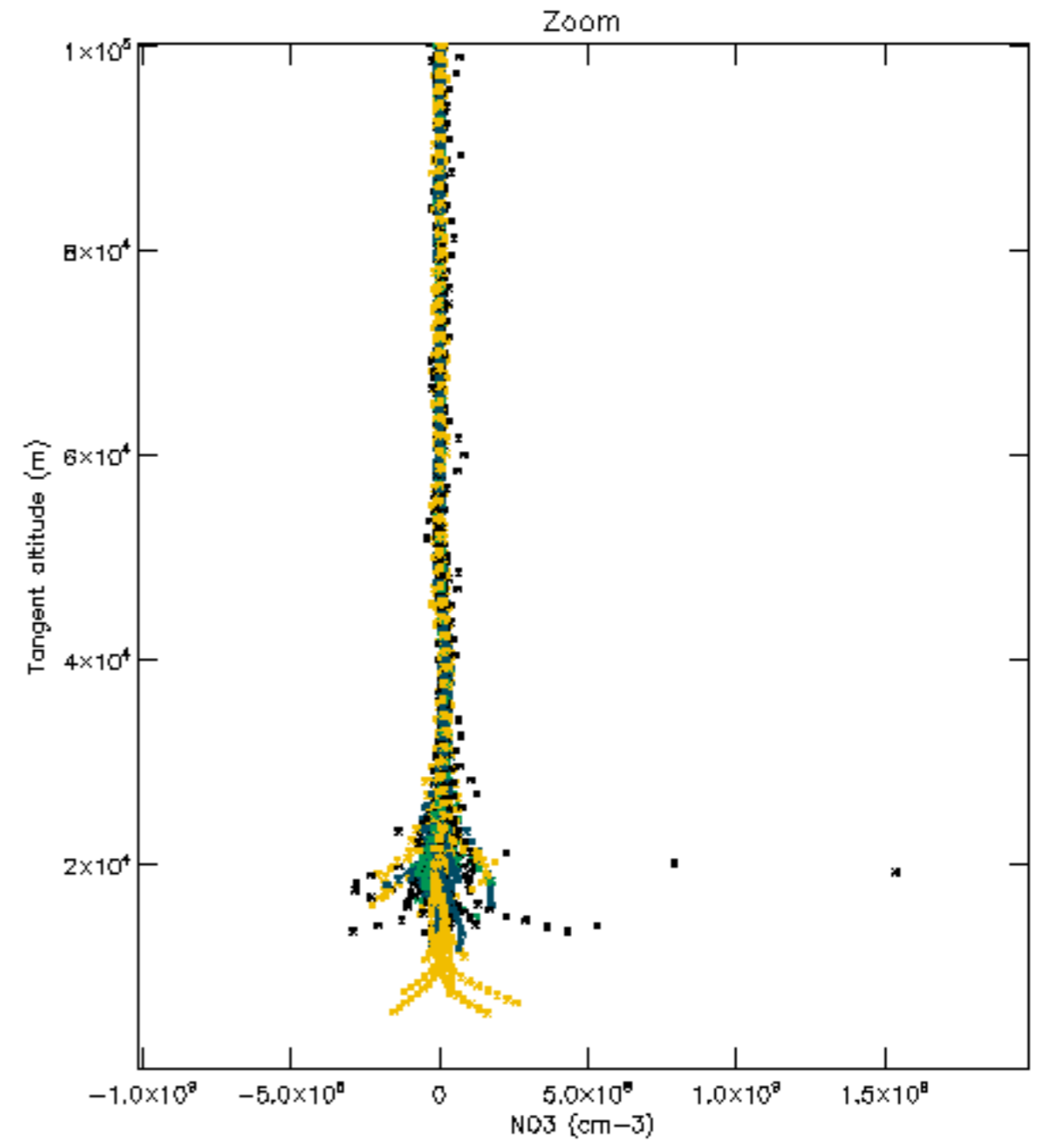
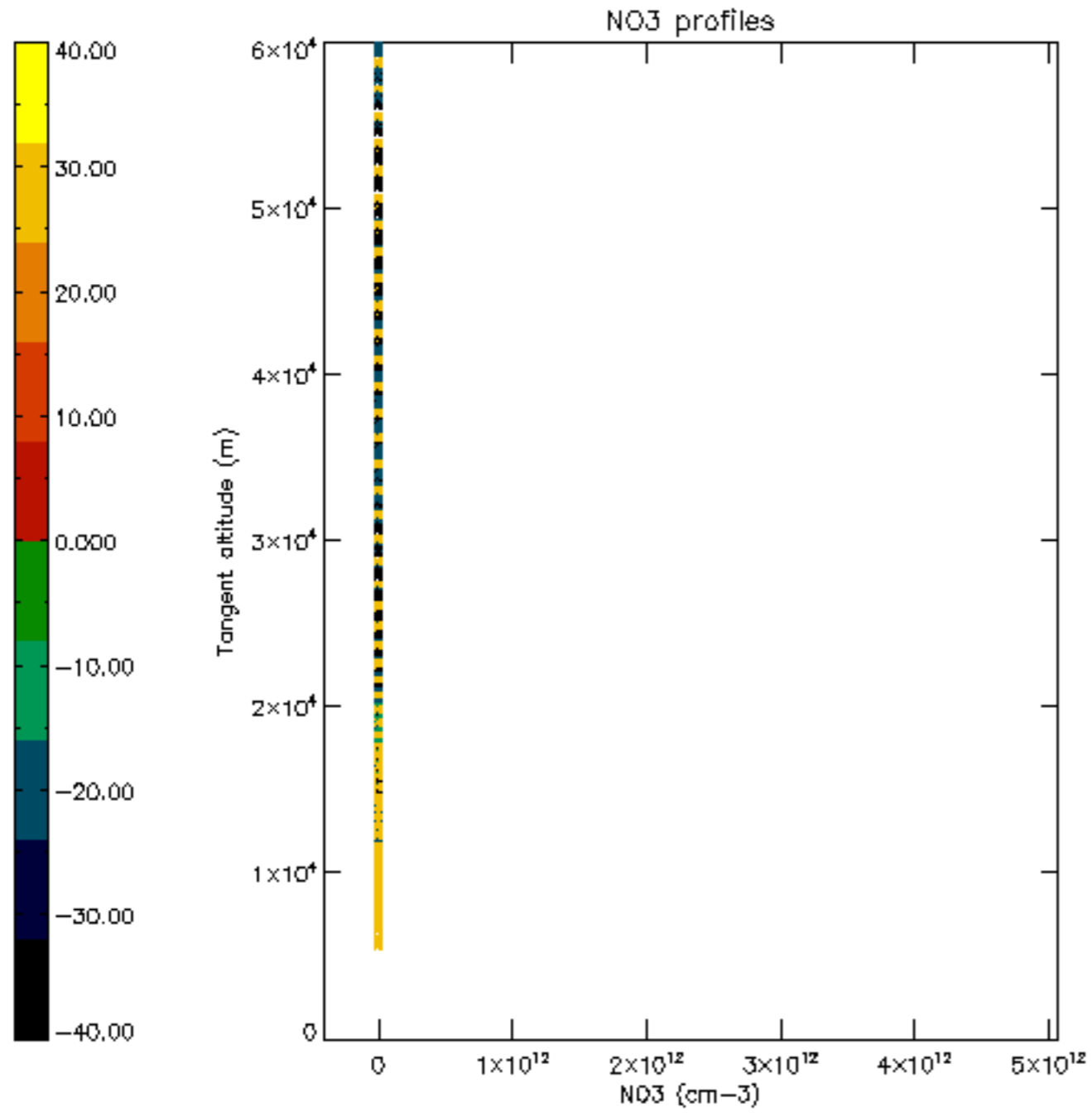


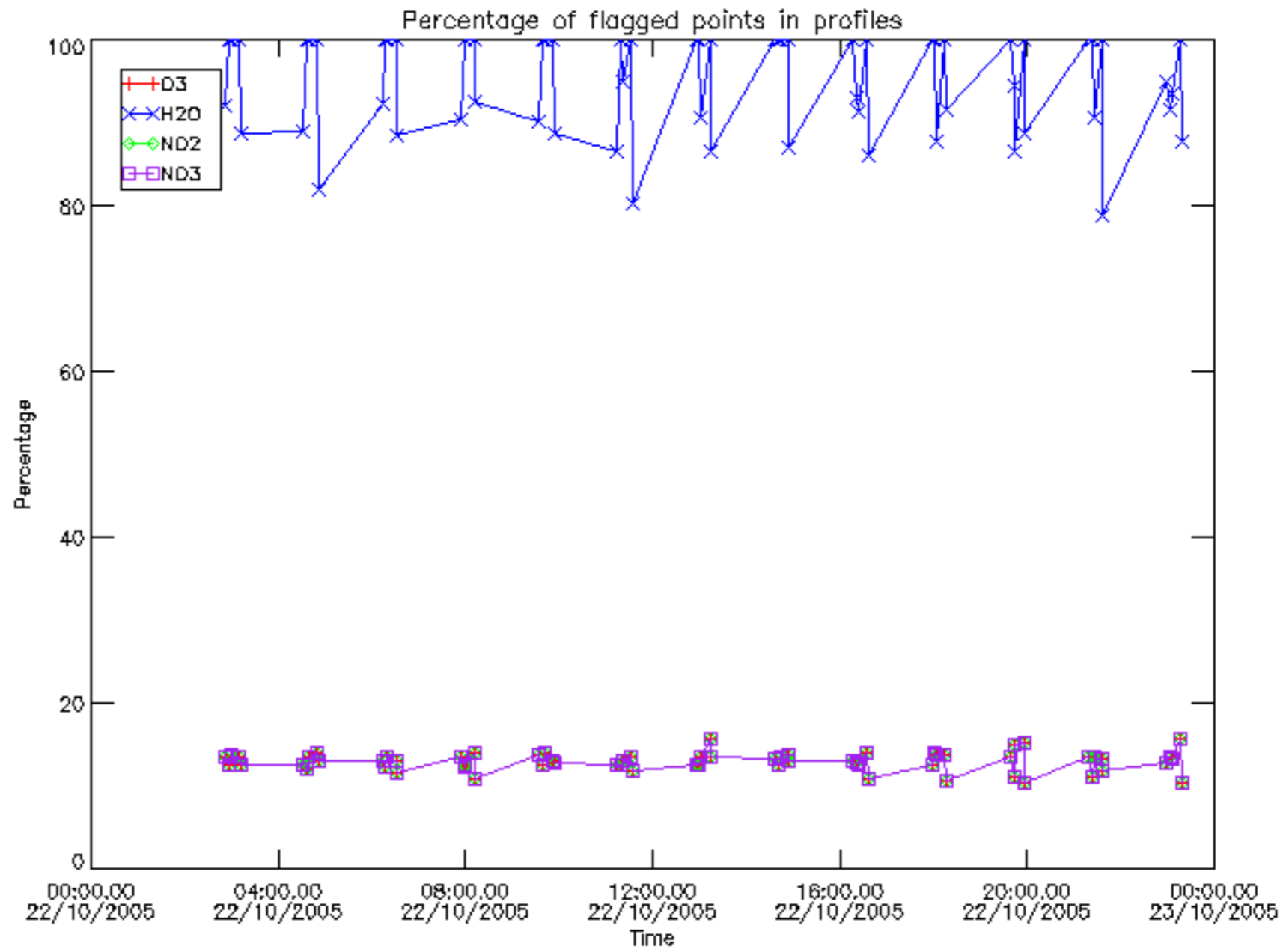




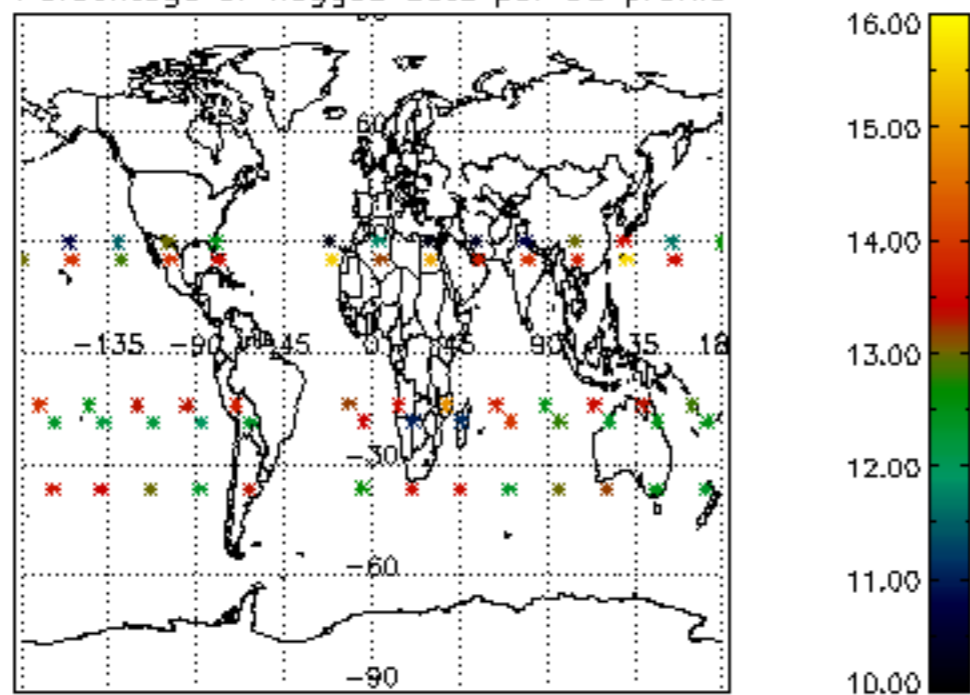




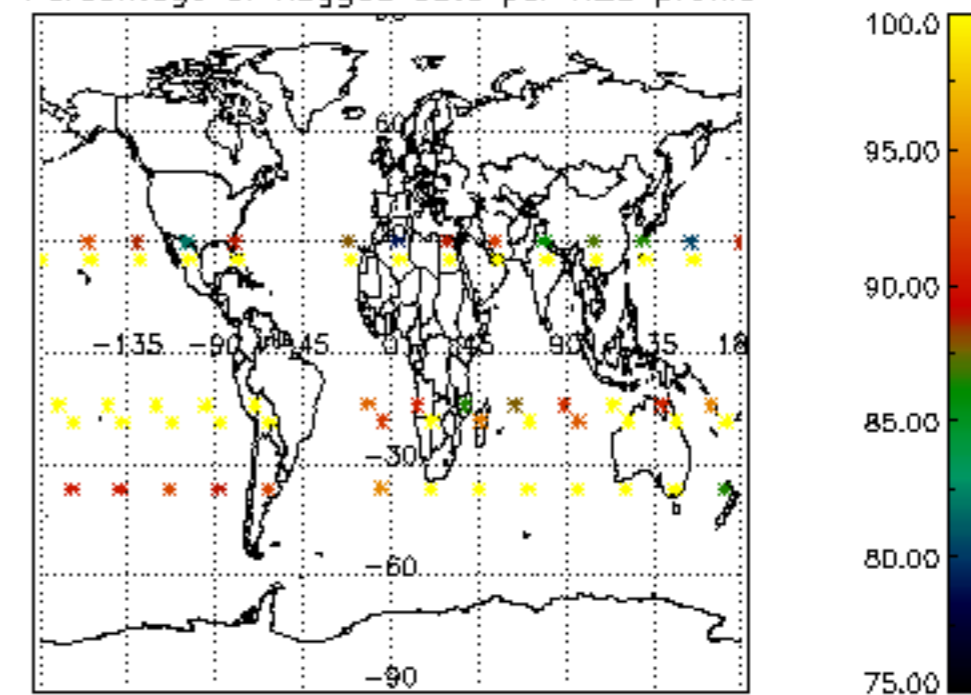




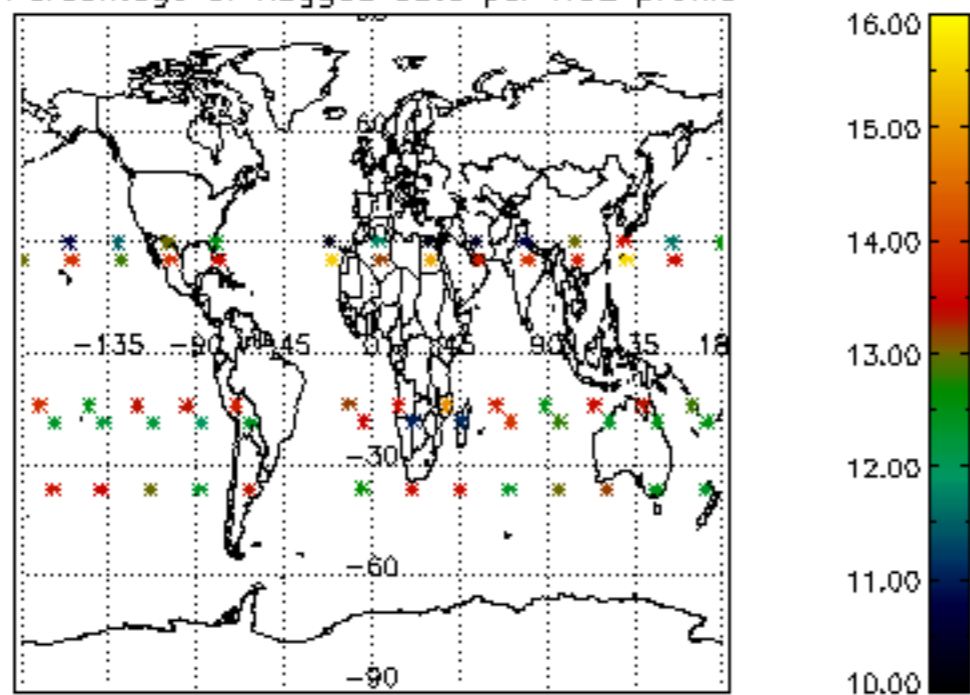
Percentage of flagged data per D3 profile



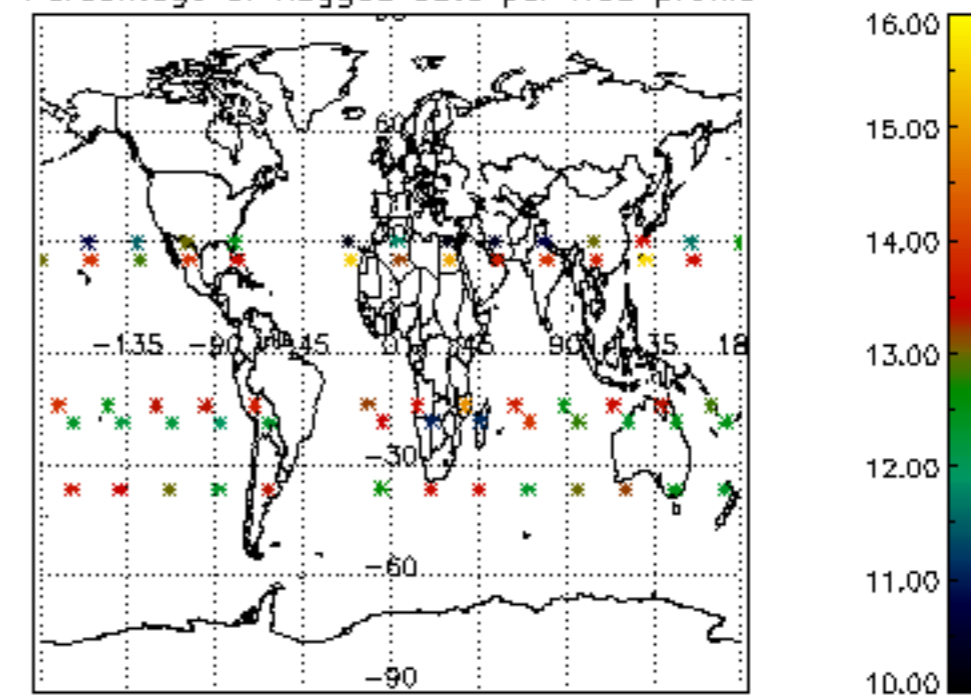
Percentage of flagged data per H2O profile

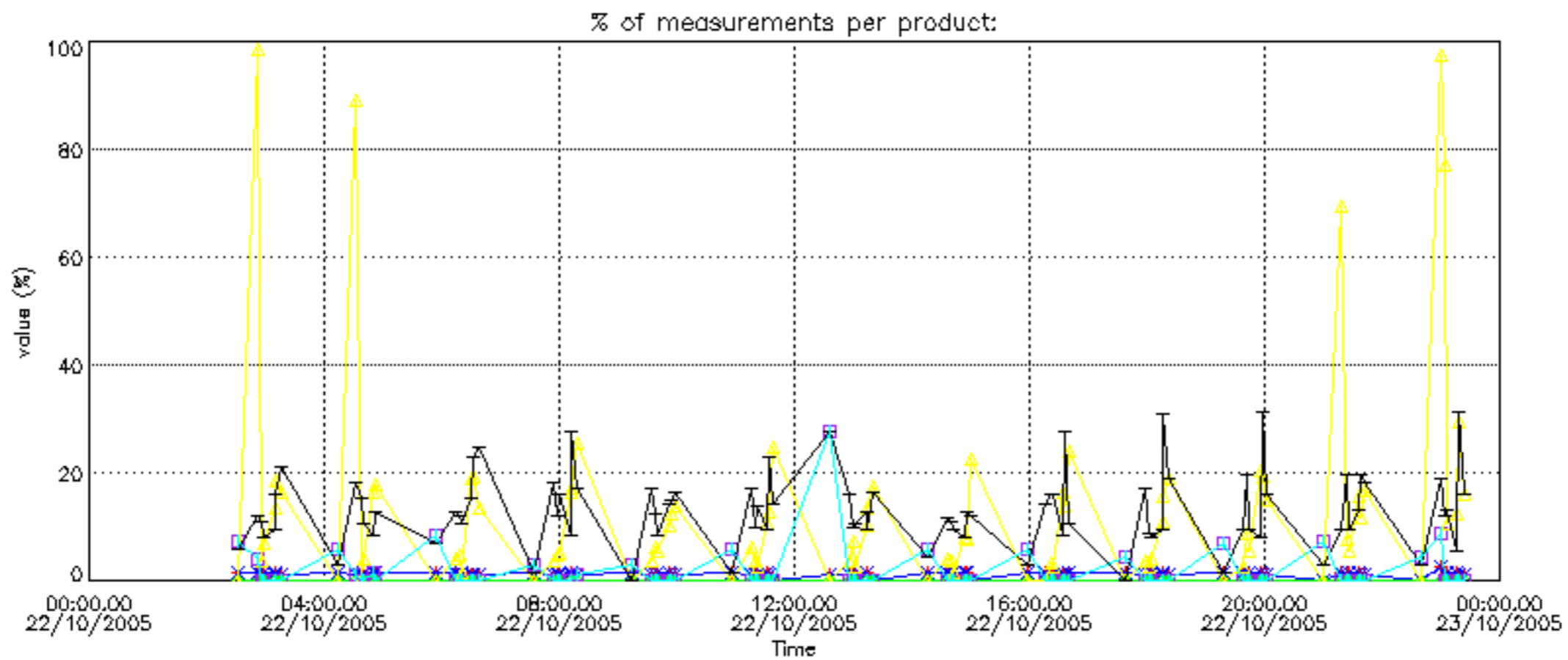


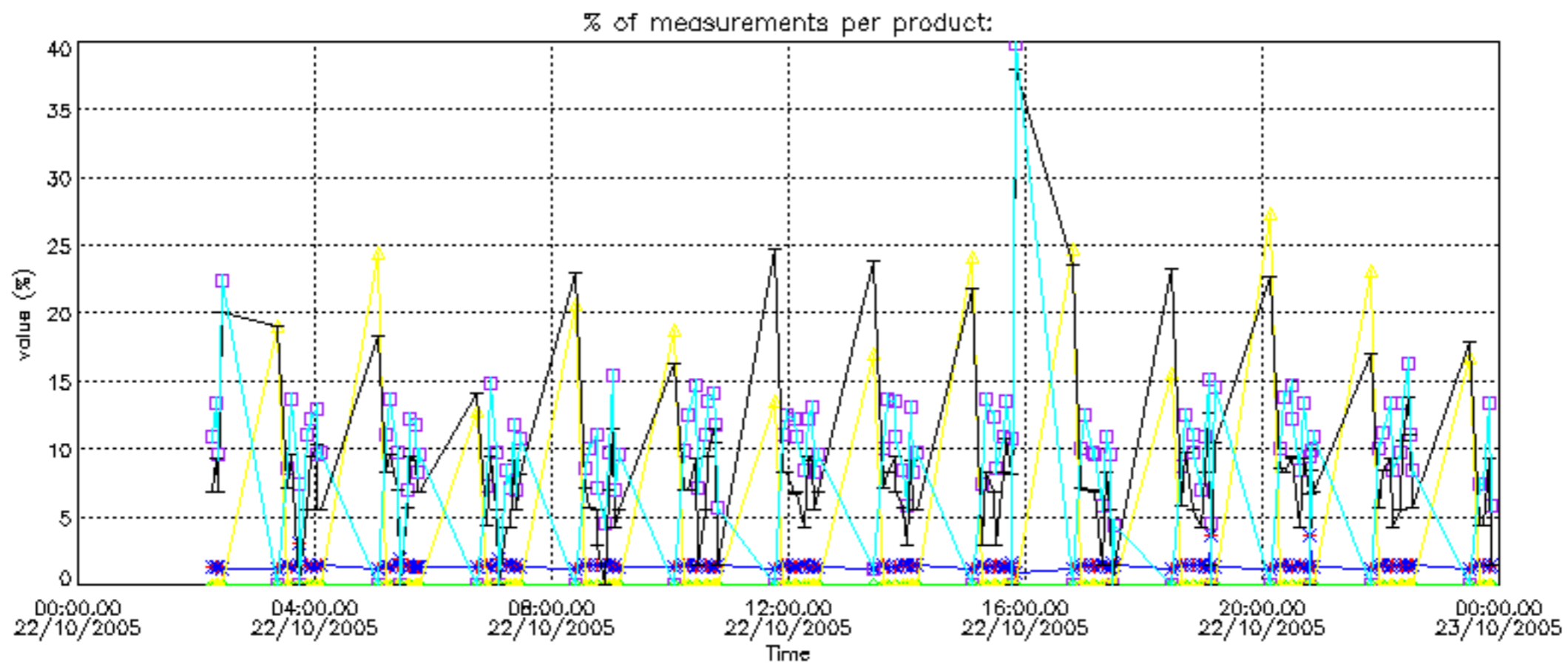
Percentage of flagged data per NO2 profile



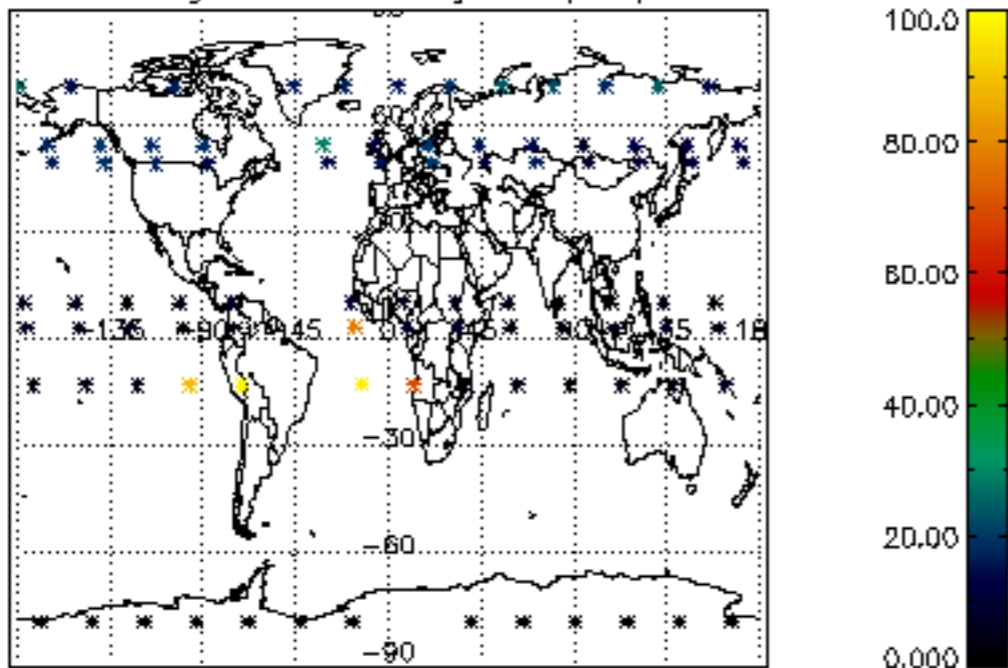
Percentage of flagged data per NO3 profile



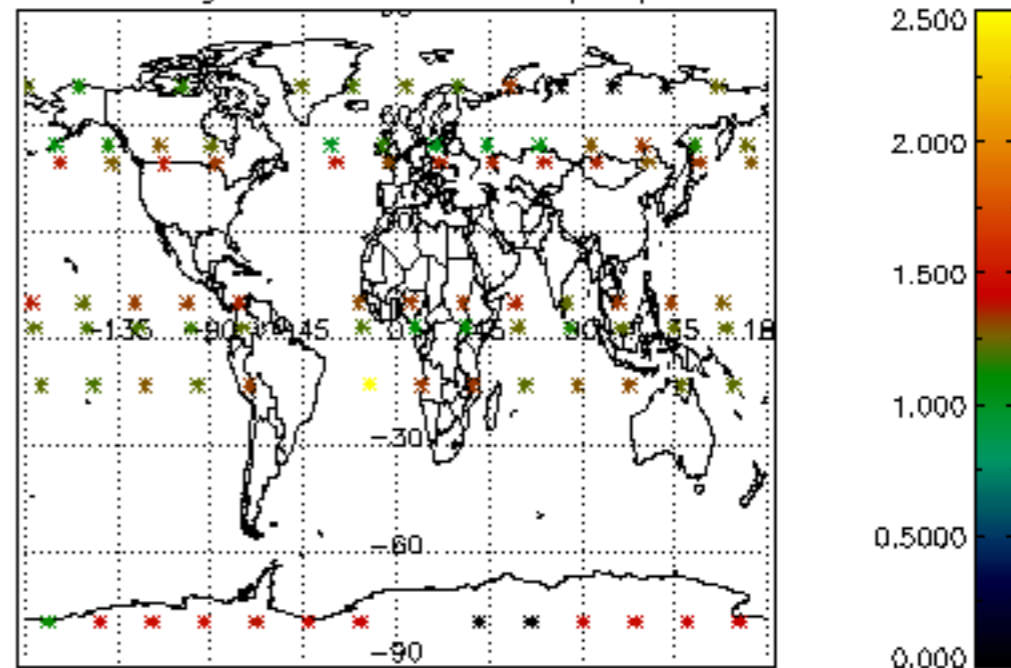




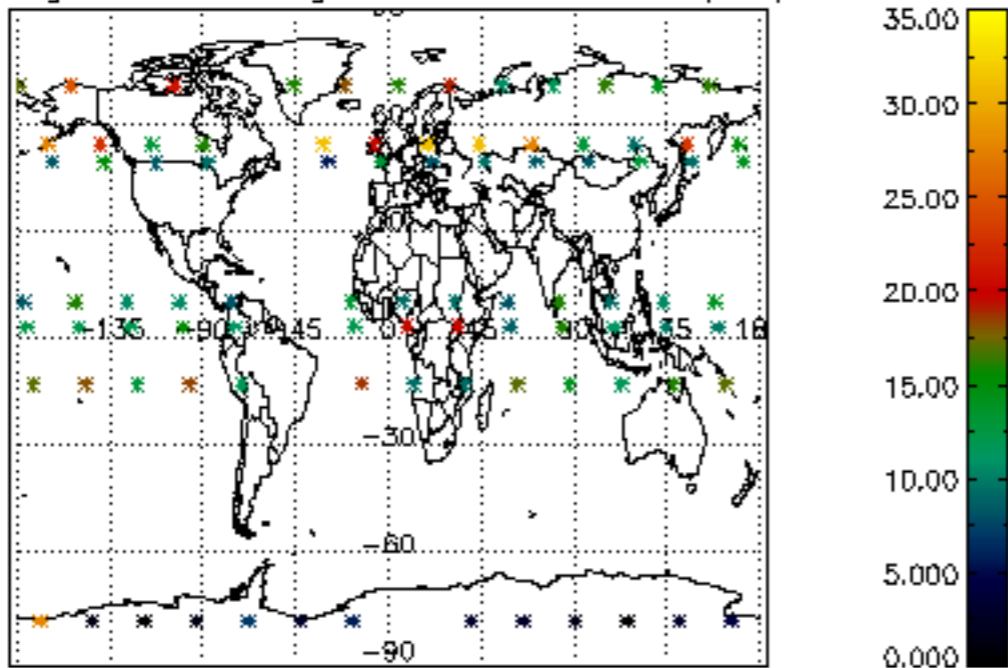
Percentage of cosmic ray hits per profile



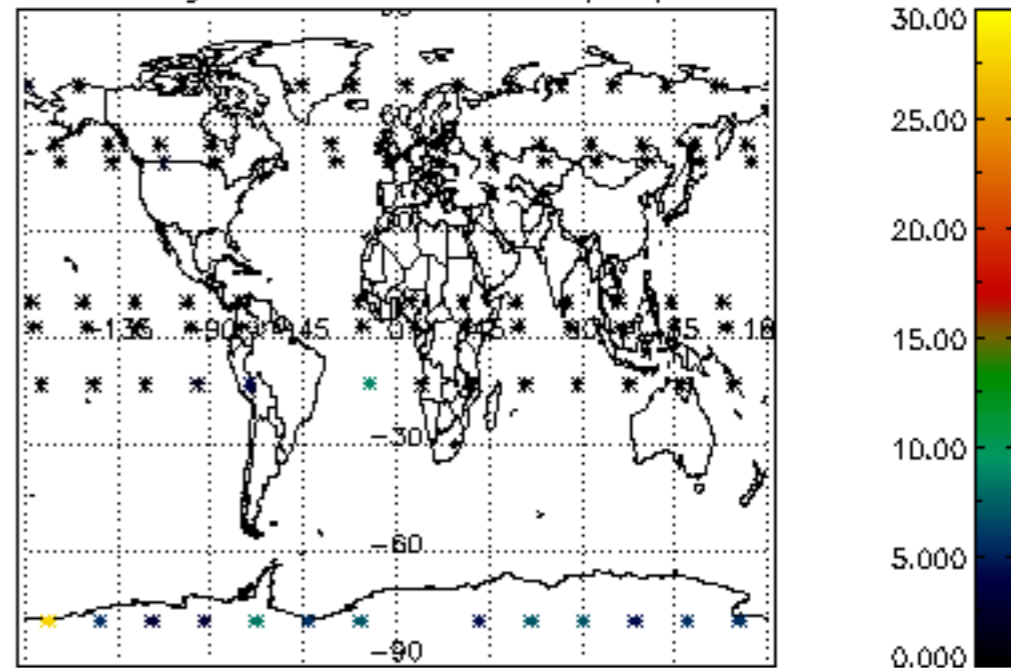
Percentage of datation errors per profile



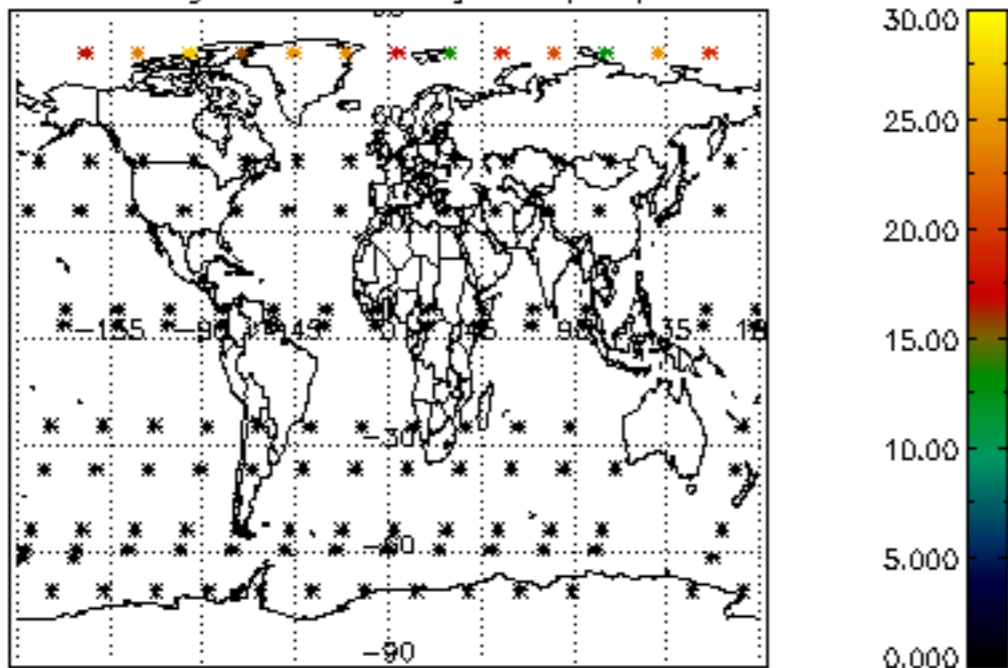
Percentage of star falling outside central band per profile



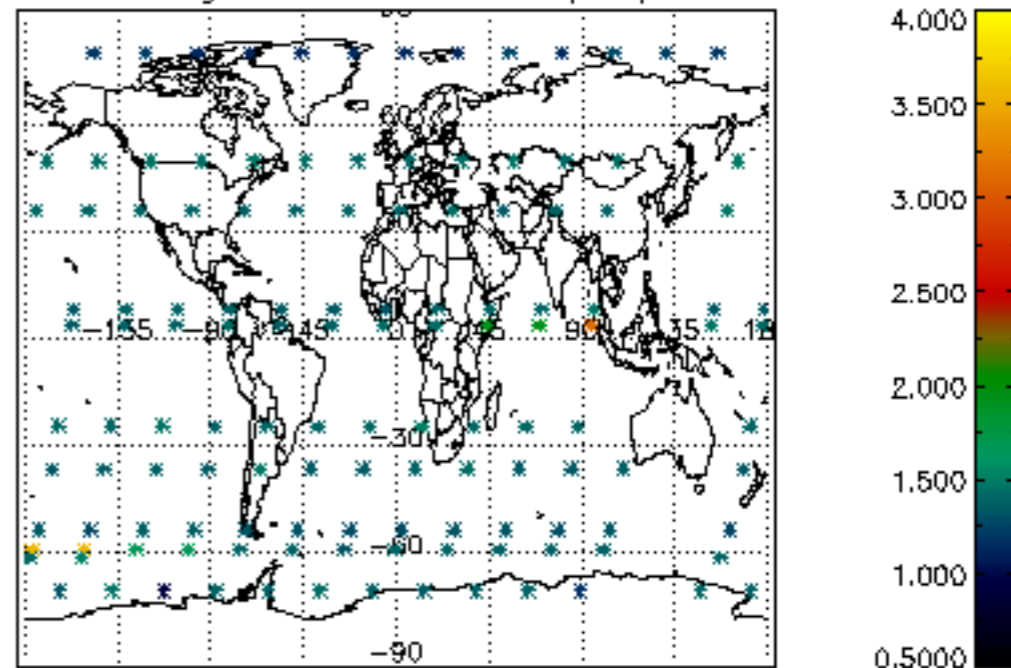
Percentage of saturation errors per profile



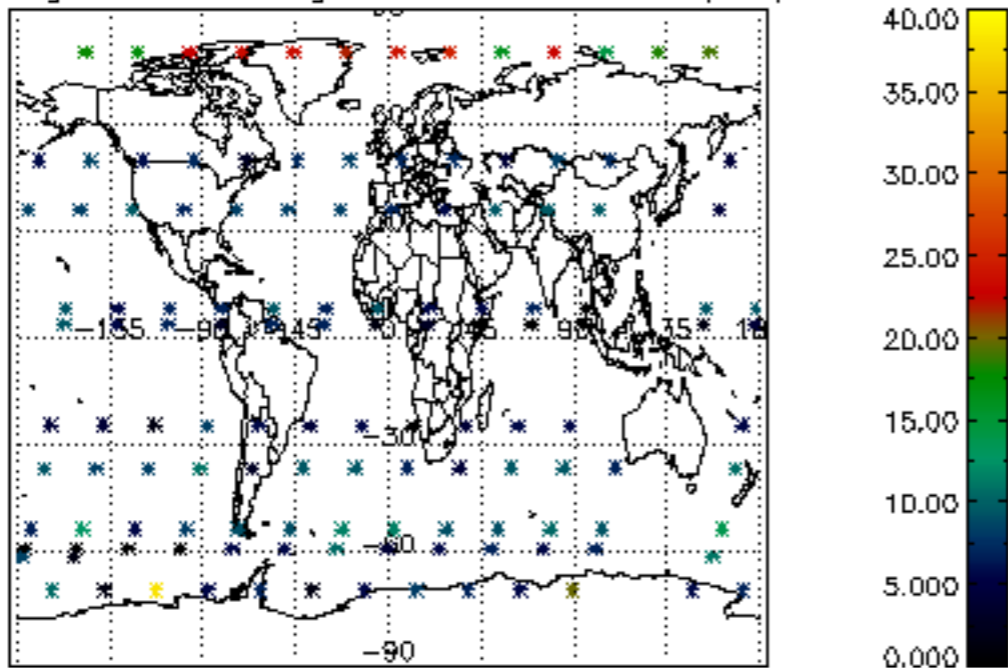
Percentage of cosmic ray hits per profile



Percentage of datation errors per profile



Percentage of star falling outside central band per profile



Percentage of saturation errors per profile

