

# GOMOS Level 2 Daily Report

## SUMMARY

### [1. General Info](#)

### [2. Summary of processed GOM\\_NL\\_2P products](#)

### [3. Level 2 Quality information per product](#)

#### [3.1 Plot of level 2 quality information per product \(time dependant\)](#)

#### [3.2 Plot of level 2 quality information per product \(world map\)](#)

### [4. Level 1 Quality information per product \(stored on level 2 products\)](#)

#### [4.1 Plot of level 1 quality information per product \(time dependant\)](#)

##### [4.1.1 Plot of level 1 quality information per product \(time dependant\): ASCENDING](#)

##### [4.1.2 Plot of level 1 quality information per product \(time dependant\): DESCENDING](#)

#### [4.2 Plot of level 1 quality information per product \(world map\)](#)

##### [4.2.1 Plot of level 1 quality information per product \(world map\): ASCENDING](#)

##### [4.2.2 Plot of level 1 quality information per product \(world map\): DESCENDING](#)

### [5. Ozone profiles based on quality statistics and other trace gas profiles](#)

#### [5.1 Ozone statistics based on quality of products](#)

#### [5.2 Plot ozone profiles for all STD \(dark without errors\)](#)

#### [5.3 Plot ozone profiles where STD < 20% \(dark without errors\)](#)

#### [5.4. Plot ozone profiles where STD < 10% \(dark without errors\)](#)

#### [5.5. Plot ozone profiles where STD < 5% \(dark without errors\)](#)

#### [5.6 Plot NO2 profiles for all STD \(dark without errors\)](#)

#### [5.7 Plot NO3 profiles for all STD \(dark without errors\)](#)

#### [5.8 Plot H2O profiles \(only for occultations of stars 1,2,3,4,13,14,16,26,63 dark without errors\) for all STD](#)

### [6. Auxiliary Data Files used for the production reported in section 2](#)

This report presents the daily analysis on parameters extracted from GOMOS level 2 data (GOM\_NL\_\_2P). It is intended to monitor some important parameters that will impact the quality of these products. A list of level 2 products (and content) that have arrived during the reporting day to the PCF is also given.

Item	Value
Time of report generation	18APR2013 11:59:28
Data source version	GOMOS/6.01
Start time of products	21-10-2005 (21OCT2005 00:00:00)
Stop time of products	22-10-2005 (22OCT2005 00:00:00)
Store outputs in DB	Yes
Nb of level 2 prods	224
Nb of prods with errors	0

## 2. Summary of processed GOM\_NL\_\_2P products.

Nr	Filename	UTC Start time	Limb	Duration	Star Id	Star Name	Star Mag	Star Temp	Nb Meas	Orbit	Prod. error
1	GOM_NL__2PRFIN20051021_000225_000000382041_00445_19036_7792.N1	21-OCT-2005 00:02:25	Dark	37.500	113	Mu Vel	2.6920	5000.0	75	19036	No
2	GOM_NL__2PRFIN20051021_000648_000000412041_00446_19037_7777.N1	21-OCT-2005 00:06:48	Dark	40.500	46	Del Vel	1.9540	10600.	81	19037	No
3	GOM_NL__2PRFIN20051021_000852_000000382041_00446_19037_7778.N1	21-OCT-2005 00:08:52	Dark	38.000	29	Bet Car	1.6720	10200.	76	19037	No
4	GOM_NL__2PRFIN20051021_001955_000000382041_00446_19037_7779.N1	21-OCT-2005 00:19:55	Dark	38.000	143	Alp Hyi	2.8570	7200.0	76	19037	No
5	GOM_NL__2PRFIN20051021_002121_000000422041_00446_19037_7780.N1	21-OCT-2005 00:21:21	Dark	42.000	9	Alp Eri	0.45300	24000.	84	19037	No
6	GOM_NL__2PRFIN20051021_002616_000000392041_00446_19037_7781.N1	21-OCT-2005 00:26:16	Straylight	39.000	84	Alp Phe	2.3970	4500.0	78	19037	No
7	GOM_NL__2PRFIN20051021_003249_000000462041_00446_19037_7782.N1	21-OCT-2005 00:32:49	Straylight	46.000	52	16Bet Cet	2.0370	4500.0	92	19037	No
8	GOM_NL__2PRFIN20051021_004221_000000352041_00446_19037_7783.N1	21-OCT-2005 00:42:21	Bright	35.000	140	88Gam Peg	2.8340	26000.	70	19037	No
9	GOM_NL__2PRFIN20051021_004615_000000362041_00446_19037_7784.N1	21-OCT-2005 00:46:15	Bright	36.000	58	21Alp And	2.0730	11000.	72	19037	No
10	GOM_NL__2PRFIN20051021_005405_000000372041_00446_19037_7785.N1	21-OCT-2005 00:54:05	Bright	37.000	68	18Alp Cas	2.2250	4500.0	74	19037	No
11	GOM_NL__2PRFIN20051021_010315_000000352041_00446_19037_7786.N1	21-OCT-2005 01:03:15	Bright	35.000	49	1Alp UMi	1.9900	6300.0	70	19037	No
12	GOM_NL__2PRFIN20051021_010633_000000382041_00446_19037_7787.N1	21-OCT-2005 01:06:33	Bright	37.500	60	7Bet UMi	2.0810	3950.0	75	19037	No
13	GOM_NL__2PRFIN20051021_011130_000000372041_00446_19037_7788.N1	21-OCT-2005 01:11:30	Bright	37.000	36	50Alp UMa	1.8000	6300.0	74	19037	No
14	GOM_NL__2PRFIN20051021_011305_000000532041_00446_19037_7789.N1	21-OCT-2005 01:13:05	Bright	53.000	82	48Bet UMa	2.3650	10600.	106	19037	No
15	GOM_NL__2PRFIN20051021_011633_000000362041_00446_19037_7790.N1	21-OCT-2005 01:16:33	Bright	35.500	174	52Psi UMa	3.0040	4400.0	71	19037	No
16	GOM_NL__2PRFIN20051021_012328_000000342041_00446_19037_7791.N1	21-OCT-2005 01:23:28	Bright	34.000	96	68Del Leo	2.5600	9300.0	68	19037	No
17	GOM_NL__2PRFIN20051021_014301_000000402041_00446_19037_7792.N1	21-OCT-2005 01:43:01	Dark	39.500	113	Mu Vel	2.6920	5000.0	79	19037	No
18	GOM_NL__2PRFIN20051021_014725_000000412041_00447_19038_7777.N1	21-OCT-2005 01:47:25	Dark	41.000	46	Del Vel	1.9540	10600.	82	19038	No
19	GOM_NL__2PRFIN20051021_014928_000000382041_00447_19038_7778.N1	21-OCT-2005 01:49:28	Dark	37.500	29	Bet Car	1.6720	10200.	75	19038	No
20	GOM_NL__2PRFIN20051021_020031_000000382041_00447_19038_7779.N1	21-OCT-2005 02:00:31	Dark	37.500	143	Alp Hyi	2.8570	7200.0	75	19038	No
21	GOM_NL__2PRFIN20051021_020157_000000432041_00447_19038_7780.N1	21-OCT-2005 02:01:57	Dark	43.000	9	Alp Eri	0.45300	24000.	86	19038	No
22	GOM_NL__2PRFIN20051021_020652_000000422041_00447_19038_7781.N1	21-OCT-2005 02:06:52	Straylight	42.000	84	Alp Phe	2.3970	4500.0	84	19038	No
23	GOM_NL__2PRFIN20051021_021325_000000442041_00447_19038_7782.N1	21-OCT-2005 02:13:25	Straylight	43.500	52	16Bet Cet	2.0370	4500.0	87	19038	No
24	GOM_NL__2PRFIN20051021_022256_000000362041_00447_19038_7783.N1	21-OCT-2005 02:22:56	Bright	35.500	140	88Gam Peg	2.8340	26000.	71	19038	No
25	GOM_NL__2PRFIN20051021_022651_000000362041_00447_19038_7784.N1	21-OCT-2005 02:26:51	Bright	36.000	58	21Alp And	2.0730	11000.	72	19038	No
26	GOM_NL__2PRFIN20051021_023441_000000342041_00447_19038_7785.N1	21-OCT-2005 02:34:41	Bright	34.000	68	18Alp Cas	2.2250	4500.0	68	19038	No
27	GOM_NL__2PRFIN20051021_024351_000000342041_00447_19038_7786.N1	21-OCT-2005 02:43:51	Bright	34.000	49	1Alp UMi	1.9900	6300.0	68	19038	No
28	GOM_NL__2PRFIN20051021_024709_000000362041_00447_19038_7787.N1	21-OCT-2005 02:47:09	Bright	35.500	60	7Bet UMi	2.0810	3950.0	71	19038	No
29	GOM_NL__2PRFIN20051021_025206_000000532041_00447_19038_7788.N1	21-OCT-2005 02:52:06	Bright	53.000	36	50Alp UMa	1.8000	6300.0	106	19038	No
30	GOM_NL__2PRFIN20051021_025341_000000462041_00447_19038_7789.N1	21-OCT-2005 02:53:41	Bright	45.500	82	48Bet UMa	2.3650	10600.	91	19038	No
31	GOM_NL__2PRFIN20051021_025709_000000372041_00447_19038_7790.N1	21-OCT-2005 02:57:09	Bright	36.500	174	52Psi UMa	3.0040	4400.0	73	19038	No
32	GOM_NL__2PRFIN20051021_030404_000000352041_00447_19038_7791.N1	21-OCT-2005 03:04:04	Bright	34.500	96	68Del Leo	2.5600	9300.0	69	19038	No
33	GOM_NL__2PRFIN20051021_032337_000000382041_00447_19038_7792.N1	21-OCT-2005 03:23:37	Dark	38.000	113	Mu Vel	2.6920	5000.0	76	19038	No
34	GOM_NL__2PRFIN20051021_032801_000000392041_00448_19039_7777.N1	21-OCT-2005 03:28:01	Dark	39.000	46	Del Vel	1.9540	10600.	78	19039	No
35	GOM_NL__2PRFIN20051021_033004_000000382041_00448_19039_7778.N1	21-OCT-2005 03:30:04	Dark	38.000	29	Bet Car	1.6720	10200.	76	19039	No
36	GOM_NL__2PRFIN20051021_034108_000000382041_00448_19039_7779.N1	21-OCT-2005 03:41:08	Dark	38.000	143	Alp Hyi	2.8570	7200.0	76	19039	No
37	GOM_NL__2PRFIN20051021_034233_000000392041_00448_19039_7780.N1	21-OCT-2005 03:42:33	Dark	39.000	9	Alp Eri	0.45300	24000.	78	19039	No
38	GOM_NL__2PRFIN20051021_034728_000000432041_00448_19039_7781.N1	21-OCT-2005 03:47:28	Straylight	42.500	84	Alp Phe	2.3970	4500.0	85	19039	No
39	GOM_NL__2PRFIN20051021_035401_000000442041_00448_19039_7782.N1	21-OCT-2005 03:54:01	Straylight	43.500	52	16Bet Cet	2.0370	4500.0	87	19039	No
40	GOM_NL__2PRFIN20051021_040333_000000362041_00448_19039_7783.N1	21-OCT-2005 04:03:33	Bright	36.000	140	88Gam Peg	2.8340	26000.	72	19039	No
41	GOM_NL__2PRFIN20051021_040727_000000372041_00448_19039_7784.N1	21-OCT-2005 04:07:27	Bright	37.000	58	21Alp And	2.0730	11000.	74	19039	No
42	GOM_NL__2PRFIN20051021_041517_000000362041_00448_19039_7785.N1	21-OCT-2005 04:15:17	Bright	35.500	68	18Alp Cas	2.2250	4500.0	71	19039	No

43	GOM_NL__2PRFIN20051021_042427_000000362041_00448_19039_7786.N1	21-OCT-2005 04:24:27	Bright	35.500	49	1Alp UMi	1.9900	6300.0	71	19039	No
44	GOM_NL__2PRFIN20051021_042746_000000332041_00448_19039_7787.N1	21-OCT-2005 04:27:46	Bright	33.000	60	7Bet UMi	2.0810	3950.0	66	19039	No
45	GOM_NL__2PRFIN20051021_043242_000000372041_00448_19039_7788.N1	21-OCT-2005 04:32:42	Bright	37.000	36	50Alp UMa	1.8000	6300.0	74	19039	No
46	GOM_NL__2PRFIN20051021_043417_000000362041_00448_19039_7789.N1	21-OCT-2005 04:34:17	Bright	36.000	82	48Bet UMa	2.3650	10600.	72	19039	No
47	GOM_NL__2PRFIN20051021_043745_000000372041_00448_19039_7790.N1	21-OCT-2005 04:37:45	Bright	36.500	174	52Psi UMa	3.0040	4400.0	73	19039	No
48	GOM_NL__2PRFIN20051021_044440_000000352041_00448_19039_7791.N1	21-OCT-2005 04:44:40	Bright	34.500	96	68Del Leo	2.5600	9300.0	69	19039	No
49	GOM_NL__2PRFIN20051021_050414_000000402041_00448_19039_7792.N1	21-OCT-2005 05:04:14	Dark	40.000	113	Mu Vel	2.6920	5000.0	80	19039	No
50	GOM_NL__2PRFIN20051021_050838_000000402041_00449_19040_7777.N1	21-OCT-2005 05:08:38	Dark	40.000	46	Del Vel	1.9540	10600.	80	19040	No
51	GOM_NL__2PRFIN20051021_051041_000000372041_00449_19040_7778.N1	21-OCT-2005 05:10:41	Dark	36.500	29	Bet Car	1.6720	10200.	73	19040	No
52	GOM_NL__2PRFIN20051021_052144_000000382041_00449_19040_7779.N1	21-OCT-2005 05:21:44	Dark	37.500	143	Alp Hyi	2.8570	7200.0	75	19040	No
53	GOM_NL__2PRFIN20051021_052309_000000382041_00449_19040_7780.N1	21-OCT-2005 05:23:09	Dark	37.500	9	Alp Eri	0.45300	24000.	75	19040	No
54	GOM_NL__2PRFIN20051021_052804_000000392041_00449_19040_7781.N1	21-OCT-2005 05:28:04	Straylight	38.500	84	Alp Phe	2.3970	4500.0	77	19040	No
55	GOM_NL__2PRFIN20051021_053437_000000382041_00449_19040_7782.N1	21-OCT-2005 05:34:37	Straylight	38.000	52	16Bet Cet	2.0370	4500.0	76	19040	No
56	GOM_NL__2PRFIN20051021_054409_000000362041_00449_19040_7783.N1	21-OCT-2005 05:44:09	Bright	35.500	140	88Gam Peg	2.8340	26000.	71	19040	No
57	GOM_NL__2PRFIN20051021_054803_000000372041_00449_19040_7784.N1	21-OCT-2005 05:48:03	Bright	37.000	58	21Alp And	2.0730	11000.	74	19040	No
58	GOM_NL__2PRFIN20051021_055553_000000372041_00449_19040_7785.N1	21-OCT-2005 05:55:53	Bright	37.000	68	18Alp Cas	2.2250	4500.0	74	19040	No
59	GOM_NL__2PRFIN20051021_060503_000000362041_00449_19040_7786.N1	21-OCT-2005 06:05:03	Bright	36.000	49	1Alp UMi	1.9900	6300.0	72	19040	No
60	GOM_NL__2PRFIN20051021_060822_000000372041_00449_19040_7787.N1	21-OCT-2005 06:08:22	Bright	37.000	60	7Bet UMi	2.0810	3950.0	74	19040	No
61	GOM_NL__2PRFIN20051021_061318_000000382041_00449_19040_7788.N1	21-OCT-2005 06:13:18	Bright	37.500	36	50Alp UMa	1.8000	6300.0	75	19040	No
62	GOM_NL__2PRFIN20051021_061453_000000532041_00449_19040_7789.N1	21-OCT-2005 06:14:53	Bright	53.000	82	48Bet UMa	2.3650	10600.	106	19040	No
63	GOM_NL__2PRFIN20051021_061821_000000362041_00449_19040_7790.N1	21-OCT-2005 06:18:21	Bright	35.500	174	52Psi UMa	3.0040	4400.0	71	19040	No
64	GOM_NL__2PRFIN20051021_062516_000000352041_00449_19040_7791.N1	21-OCT-2005 06:25:16	Bright	34.500	96	68Del Leo	2.5600	9300.0	69	19040	No
65	GOM_NL__2PRFIN20051021_064450_000000402041_00449_19040_7792.N1	21-OCT-2005 06:44:50	Dark	40.000	113	Mu Vel	2.6920	5000.0	80	19040	No
66	GOM_NL__2PRFIN20051021_064915_000000392041_00450_19041_7797.N1	21-OCT-2005 06:49:15	Dark	39.000	46	Del Vel	1.9540	10600.	78	19041	No
67	GOM_NL__2PRFIN20051021_065117_000000412041_00450_19041_7798.N1	21-OCT-2005 06:51:17	Dark	40.500	29	Bet Car	1.6720	10200.	81	19041	No
68	GOM_NL__2PRFIN20051021_070220_000000402041_00450_19041_7799.N1	21-OCT-2005 07:02:20	Dark	40.000	143	Alp Hyi	2.8570	7200.0	80	19041	No
69	GOM_NL__2PRFIN20051021_070346_000000442041_00450_19041_7800.N1	21-OCT-2005 07:03:46	Dark	43.500	9	Alp Eri	0.45300	24000.	87	19041	No
70	GOM_NL__2PRFIN20051021_070840_000000412041_00450_19041_7801.N1	21-OCT-2005 07:08:40	Straylight	40.500	84	Alp Phe	2.3970	4500.0	81	19041	No
71	GOM_NL__2PRFIN20051021_072445_000000362041_00450_19041_7802.N1	21-OCT-2005 07:24:45	Bright	36.000	140	88Gam Peg	2.8340	26000.	72	19041	No
72	GOM_NL__2PRFIN20051021_072839_000000372041_00450_19041_7803.N1	21-OCT-2005 07:28:39	Bright	37.000	58	21Alp And	2.0730	11000.	74	19041	No
73	GOM_NL__2PRFIN20051021_073629_000000372041_00450_19041_7804.N1	21-OCT-2005 07:36:29	Bright	37.000	68	18Alp Cas	2.2250	4500.0	74	19041	No
74	GOM_NL__2PRFIN20051021_074539_000000342041_00450_19041_7805.N1	21-OCT-2005 07:45:39	Bright	33.500	49	1Alp UMi	1.9900	6300.0	67	19041	No
75	GOM_NL__2PRFIN20051021_074858_000000372041_00450_19041_7806.N1	21-OCT-2005 07:48:58	Bright	36.500	60	7Bet UMi	2.0810	3950.0	73	19041	No
76	GOM_NL__2PRFIN20051021_075354_000000382041_00450_19041_7807.N1	21-OCT-2005 07:53:54	Bright	37.500	36	50Alp UMa	1.8000	6300.0	75	19041	No
77	GOM_NL__2PRFIN20051021_075529_000000372041_00450_19041_7808.N1	21-OCT-2005 07:55:29	Bright	36.500	82	48Bet UMa	2.3650	10600.	73	19041	No
78	GOM_NL__2PRFIN20051021_075857_000000362041_00450_19041_7809.N1	21-OCT-2005 07:58:57	Bright	35.500	174	52Psi UMa	3.0040	4400.0	71	19041	No
79	GOM_NL__2PRFIN20051021_080553_000000342041_00450_19041_7810.N1	21-OCT-2005 08:05:53	Bright	34.000	96	68Del Leo	2.5600	9300.0	68	19041	No
80	GOM_NL__2PRFIN20051021_082526_000000392041_00450_19041_7811.N1	21-OCT-2005 08:25:26	Dark	39.000	113	Mu Vel	2.6920	5000.0	78	19041	No
81	GOM_NL__2PRFIN20051021_082951_000000412041_00451_19042_7797.N1	21-OCT-2005 08:29:51	Dark	41.000	46	Del Vel	1.9540	10600.	82	19042	No
82	GOM_NL__2PRFIN20051021_083153_000000382041_00451_19042_7798.N1	21-OCT-2005 08:31:53	Dark	38.000	29	Bet Car	1.6720	10200.	76	19042	No
83	GOM_NL__2PRFIN20051021_084256_000000392041_00451_19042_7799.N1	21-OCT-2005 08:42:56	Dark	39.000	143	Alp Hyi	2.8570	7200.0	78	19042	No
84	GOM_NL__2PRFIN20051021_084422_000000502041_00451_19042_7800.N1	21-OCT-2005 08:44:22	Dark	49.500	9	Alp Eri	0.45300	24000.	99	19042	No
85	GOM_NL__2PRFIN20051021_084916_000000422041_00451_19042_7801.N1	21-OCT-2005 08:49:16	Straylight	42.000	84	Alp Phe	2.3970	4500.0	84	19042	No
86	GOM_NL__2PRFIN20051021_085550_000000382041_00451_19042_7802.N1	21-OCT-2005 08:55:50	Straylight	38.000	52	16Bet Cet	2.0370	4500.0	76	19042	No
87	GOM_NL__2PRFIN20051021_090521_000000362041_00451_19042_7803.N1	21-OCT-2005 09:05:21	Bright	35.500	140	88Gam Peg	2.8340	26000.	71	19042	No
88	GOM_NL__2PRFIN20051021_090915_000000362041_00451_19042_7804.N1	21-OCT-2005 09:09:15	Bright	35.500	58	21Alp And	2.0730	11000.	71	19042	No
89	GOM_NL__2PRFIN20051021_091705_000000352041_00451_19042_7805.N1	21-OCT-2005 09:17:05	Bright	35.000	68	18Alp Cas	2.2250	4500.0	70	19042	No
90	GOM_NL__2PRFIN20051021_092615_000000352041_00451_19042_7806.N1	21-OCT-2005 09:26:15	Bright	35.000	49	1Alp UMi	1.9900	6300.0	70	19042	No
91	GOM_NL__2PRFIN20051021_092934_000000372041_00451_19042_7807.N1	21-OCT-2005 09:29:34	Bright	37.000	60	7Bet UMi	2.0810	3950.0	74	19042	No
92	GOM_NL__2PRFIN20051021_093430_000000382041_00451_19042_7808.N1	21-OCT-2005 09:34:30	Bright	37.500	36	50Alp UMa	1.8000	6300.0	75	19042	No
93	GOM_NL__2PRFIN20051021_093605_000000372041_00451_19042_7809.N1	21-OCT-2005 09:36:05	Bright	36.500	82	48Bet UMa	2.3650	10600.	73	19042	No
94	GOM_NL__2PRFIN20051021_093934_000000362041_00451_19042_7810.N1	21-OCT-2005 09:39:34	Bright	36.000	174	52Psi UMa	3.0040	4400.0	72	19042	No
95	GOM_NL__2PRFIN20051021_094629_000000342041_00451_19042_7811.N1	21-OCT-2005 09:46:29	Bright	34.000	96	68Del Leo	2.5600	9300.0	68	19042	No
96	GOM_NL__2PRFIN20051021_100602_000000392041_00451_19042_7812.N1	21-OCT-2005 10:06:02	Dark	38.500	113	Mu Vel	2.6920	5000.0	77	19042	No
97	GOM_NL__2PRFIN20051021_101028_000000392041_00452_19043_7797.N1	21-OCT-2005 10:10:28	Dark	39.000	46	Del Vel	1.9540	10600.	78	19043	No
98	GOM_NL__2PRFIN20051021_101229_000000382041_00452_19043_7798.N1	21-OCT-2005 10:12:29	Dark	38.000	29	Bet Car	1.6720	10200.	76	19043	No
99	GOM_NL__2PRFIN20051021_102333_000000372041_00452_19043_7799.N1	21-OCT-2005 10:23:33	Dark	36.500	143	Alp Hyi	2.8570	7200.0	73	19043	No
100	GOM_NL__2PRFIN20051021_102458_000000402041_00452_19043_7800.N1	21-OCT-2005 10:24:58	Dark	40.000	9	Alp Eri	0.45300	24000.	80	19043	No
101	GOM_NL__2PRFIN20051021_102952_000000392041_00452_19043_7801.N1	21-OCT-2005 10:29:52	Straylight	39.000	84	Alp Phe	2.3970	4500.0	78	19043	No

102	GOM_NL__2PRFIN20051021_103626_000000452041_00452_19043_7802.N1	21-OCT-2005 10:36:26	Straylight	45.000	52	16Bet Cet	2.0370	4500.0	90	19043	No
103	GOM_NL__2PRFIN20051021_104557_000000362041_00452_19043_7803.N1	21-OCT-2005 10:45:57	Bright	36.000	140	88Gam Peg	2.8340	26000.	72	19043	No
104	GOM_NL__2PRFIN20051021_104951_000000362041_00452_19043_7804.N1	21-OCT-2005 10:49:51	Bright	36.000	58	21Alp And	2.0730	11000.	72	19043	No
105	GOM_NL__2PRFIN20051021_105741_000000372041_00452_19043_7805.N1	21-OCT-2005 10:57:41	Bright	36.500	68	18Alp Cas	2.2250	4500.0	73	19043	No
106	GOM_NL__2PRFIN20051021_110651_000000352041_00452_19043_7806.N1	21-OCT-2005 11:06:51	Bright	35.000	49	1Alp UMi	1.9900	6300.0	70	19043	No
107	GOM_NL__2PRFIN20051021_111010_000000362041_00452_19043_7807.N1	21-OCT-2005 11:10:10	Bright	36.000	60	7Bet UMi	2.0810	3950.0	72	19043	No
108	GOM_NL__2PRFIN20051021_111506_000000392041_00452_19043_7808.N1	21-OCT-2005 11:15:06	Bright	38.500	36	50Alp UMa	1.8000	6300.0	77	19043	No
109	GOM_NL__2PRFIN20051021_111641_000000352041_00452_19043_7809.N1	21-OCT-2005 11:16:41	Bright	35.000	82	48Bet UMa	2.3650	10600.	70	19043	No
110	GOM_NL__2PRFIN20051021_112009_000000362041_00452_19043_7810.N1	21-OCT-2005 11:20:09	Bright	36.000	174	52Psi UMa	3.0040	4400.0	72	19043	No
111	GOM_NL__2PRFIN20051021_112705_000000342041_00452_19043_7811.N1	21-OCT-2005 11:27:05	Bright	33.500	96	68Del Leo	2.5600	9300.0	67	19043	No
112	GOM_NL__2PRFIN20051021_114639_000000412041_00452_19043_7812.N1	21-OCT-2005 11:46:39	Dark	41.000	113	Mu Vel	2.6920	5000.0	82	19043	No
113	GOM_NL__2PRFIN20051021_115104_000000402041_00453_19044_7797.N1	21-OCT-2005 11:51:04	Dark	39.500	46	Del Vel	1.9540	10600.	79	19044	No
114	GOM_NL__2PRFIN20051021_115305_000000392041_00453_19044_7798.N1	21-OCT-2005 11:53:05	Dark	38.500	29	Bet Car	1.6720	10200.	77	19044	No
115	GOM_NL__2PRFIN20051021_120409_000000382041_00453_19044_7799.N1	21-OCT-2005 12:04:09	Dark	37.500	143	Alp Hyi	2.8570	7200.0	75	19044	No
116	GOM_NL__2PRFIN20051021_120534_000000452041_00453_19044_7800.N1	21-OCT-2005 12:05:34	Dark	44.500	9	Alp Eri	0.45300	24000.	89	19044	No
117	GOM_NL__2PRFIN20051021_121028_000000412041_00453_19044_7801.N1	21-OCT-2005 12:10:28	Straylight	40.500	84	Alp Phe	2.3970	4500.0	81	19044	No
118	GOM_NL__2PRFIN20051021_121702_000000452041_00453_19044_7802.N1	21-OCT-2005 12:17:02	Straylight	45.000	52	16Bet Cet	2.0370	4500.0	90	19044	No
119	GOM_NL__2PRFIN20051021_122633_000000362041_00453_19044_7803.N1	21-OCT-2005 12:26:33	Bright	36.000	140	88Gam Peg	2.8340	26000.	72	19044	No
120	GOM_NL__2PRFIN20051021_123027_000000372041_00453_19044_7804.N1	21-OCT-2005 12:30:27	Bright	36.500	58	21Alp And	2.0730	11000.	73	19044	No
121	GOM_NL__2PRFIN20051021_123816_000000392041_00453_19044_7805.N1	21-OCT-2005 12:38:16	Bright	38.500	68	18Alp Cas	2.2250	4500.0	77	19044	No
122	GOM_NL__2PRFIN20051021_124727_000000362041_00453_19044_7806.N1	21-OCT-2005 12:47:27	Bright	36.000	49	1Alp UMi	1.9900	6300.0	72	19044	No
123	GOM_NL__2PRFIN20051021_125046_000000362041_00453_19044_7807.N1	21-OCT-2005 12:50:46	Bright	36.000	60	7Bet UMi	2.0810	3950.0	72	19044	No
124	GOM_NL__2PRFIN20051021_125542_000000342041_00453_19044_7808.N1	21-OCT-2005 12:55:42	Bright	34.000	36	50Alp UMa	1.8000	6300.0	68	19044	No
125	GOM_NL__2PRFIN20051021_125716_000000372041_00453_19044_7809.N1	21-OCT-2005 12:57:16	Bright	36.500	82	48Bet UMa	2.3650	10600.	73	19044	No
126	GOM_NL__2PRFIN20051021_130045_000000372041_00453_19044_7810.N1	21-OCT-2005 13:00:45	Bright	37.000	174	52Psi UMa	3.0040	4400.0	74	19044	No
127	GOM_NL__2PRFIN20051021_130741_000000352041_00453_19044_7811.N1	21-OCT-2005 13:07:41	Bright	34.500	96	68Del Leo	2.5600	9300.0	69	19044	No
128	GOM_NL__2PRFIN20051021_132715_000000402041_00453_19044_7812.N1	21-OCT-2005 13:27:15	Dark	40.000	113	Mu Vel	2.6920	5000.0	80	19044	No
129	GOM_NL__2PRFIN20051021_133140_000000412041_00454_19045_7797.N1	21-OCT-2005 13:31:40	Dark	40.500	46	Del Vel	1.9540	10600.	81	19045	No
130	GOM_NL__2PRFIN20051021_133342_000000382041_00454_19045_7798.N1	21-OCT-2005 13:33:42	Dark	38.000	29	Bet Car	1.6720	10200.	76	19045	No
131	GOM_NL__2PRFIN20051021_134445_000000382041_00454_19045_7799.N1	21-OCT-2005 13:44:45	Dark	37.500	143	Alp Hyi	2.8570	7200.0	75	19045	No
132	GOM_NL__2PRFIN20051021_134610_000000442041_00454_19045_7800.N1	21-OCT-2005 13:46:10	Dark	44.000	9	Alp Eri	0.45300	24000.	88	19045	No
133	GOM_NL__2PRFIN20051021_135104_000000422041_00454_19045_7801.N1	21-OCT-2005 13:51:04	Straylight	41.500	84	Alp Phe	2.3970	4500.0	83	19045	No
134	GOM_NL__2PRFIN20051021_135738_000000442041_00454_19045_7802.N1	21-OCT-2005 13:57:38	Straylight	44.000	52	16Bet Cet	2.0370	4500.0	88	19045	No
135	GOM_NL__2PRFIN20051021_140709_000000352041_00454_19045_7803.N1	21-OCT-2005 14:07:09	Bright	34.500	140	88Gam Peg	2.8340	26000.	69	19045	No
136	GOM_NL__2PRFIN20051021_141103_000000372041_00454_19045_7804.N1	21-OCT-2005 14:11:03	Bright	36.500	58	21Alp And	2.0730	11000.	73	19045	No
137	GOM_NL__2PRFIN20051021_141852_000000372041_00454_19045_7805.N1	21-OCT-2005 14:18:52	Bright	37.000	68	18Alp Cas	2.2250	4500.0	74	19045	No
138	GOM_NL__2PRFIN20051021_142803_000000352041_00454_19045_7806.N1	21-OCT-2005 14:28:03	Bright	35.000	49	1Alp UMi	1.9900	6300.0	70	19045	No
139	GOM_NL__2PRFIN20051021_143123_000000362041_00454_19045_7807.N1	21-OCT-2005 14:31:23	Bright	36.000	60	7Bet UMi	2.0810	3950.0	72	19045	No
140	GOM_NL__2PRFIN20051021_143618_000000372041_00454_19045_7808.N1	21-OCT-2005 14:36:18	Bright	37.000	36	50Alp UMa	1.8000	6300.0	74	19045	No
141	GOM_NL__2PRFIN20051021_143752_000000362041_00454_19045_7809.N1	21-OCT-2005 14:37:52	Bright	36.000	82	48Bet UMa	2.3650	10600.	72	19045	No
142	GOM_NL__2PRFIN20051021_144121_000000532041_00454_19045_7810.N1	21-OCT-2005 14:41:21	Bright	53.000	174	52Psi UMa	3.0040	4400.0	106	19045	No
143	GOM_NL__2PRFIN20051021_144817_000000352041_00454_19045_7811.N1	21-OCT-2005 14:48:17	Bright	34.500	96	68Del Leo	2.5600	9300.0	69	19045	No
144	GOM_NL__2PRFIN20051021_150751_000000402041_00454_19045_7812.N1	21-OCT-2005 15:07:51	Dark	40.000	113	Mu Vel	2.6920	5000.0	80	19045	No
145	GOM_NL__2PRFIN20051021_151217_000000402041_00455_19046_7797.N1	21-OCT-2005 15:12:17	Dark	40.000	46	Del Vel	1.9540	10600.	80	19046	No
146	GOM_NL__2PRFIN20051021_151418_000000392041_00455_19046_7798.N1	21-OCT-2005 15:14:18	Dark	39.000	29	Bet Car	1.6720	10200.	78	19046	No
147	GOM_NL__2PRFIN20051021_152521_000000382041_00455_19046_7799.N1	21-OCT-2005 15:25:21	Dark	37.500	143	Alp Hyi	2.8570	7200.0	75	19046	No
148	GOM_NL__2PRFIN20051021_152646_000000392041_00455_19046_7800.N1	21-OCT-2005 15:26:46	Dark	39.000	9	Alp Eri	0.45300	24000.	78	19046	No
149	GOM_NL__2PRFIN20051021_153141_000000382041_00455_19046_7801.N1	21-OCT-2005 15:31:41	Straylight	38.000	84	Alp Phe	2.3970	4500.0	76	19046	No
150	GOM_NL__2PRFIN20051021_153814_000000452041_00455_19046_7802.N1	21-OCT-2005 15:38:14	Straylight	44.500	52	16Bet Cet	2.0370	4500.0	89	19046	No
151	GOM_NL__2PRFIN20051021_154745_000000352041_00455_19046_7803.N1	21-OCT-2005 15:47:45	Bright	34.500	140	88Gam Peg	2.8340	26000.	69	19046	No
152	GOM_NL__2PRFIN20051021_155139_000000372041_00455_19046_7804.N1	21-OCT-2005 15:51:39	Bright	36.500	58	21Alp And	2.0730	11000.	73	19046	No
153	GOM_NL__2PRFIN20051021_155928_000000372041_00455_19046_7805.N1	21-OCT-2005 15:59:28	Bright	36.500	68	18Alp Cas	2.2250	4500.0	73	19046	No
154	GOM_NL__2PRFIN20051021_160839_000000362041_00455_19046_7806.N1	21-OCT-2005 16:08:39	Bright	35.500	49	1Alp UMi	1.9900	6300.0	71	19046	No
155	GOM_NL__2PRFIN20051021_161159_000000362041_00455_19046_7807.N1	21-OCT-2005 16:11:59	Bright	36.000	60	7Bet UMi	2.0810	3950.0	72	19046	No
156	GOM_NL__2PRFIN20051021_161654_000000392041_00455_19046_7808.N1	21-OCT-2005 16:16:54	Bright	38.500	36	50Alp UMa	1.8000	6300.0	77	19046	No
157	GOM_NL__2PRFIN20051021_161828_000000362041_00455_19046_7809.N1	21-OCT-2005 16:18:28	Bright	35.500	82	48Bet UMa	2.3650	10600.	71	19046	No
158	GOM_NL__2PRFIN20051021_162157_000000372041_00455_19046_7810.N1	21-OCT-2005 16:21:57	Bright	36.500	174	52Psi UMa	3.0040	4400.0	73	19046	No
159	GOM_NL__2PRFIN20051021_162853_000000382041_00455_19046_7811.N1	21-OCT-2005 16:28:53	Bright	38.000	96	68Del Leo	2.5600	9300.0	76	19046	No
160	GOM_NL__2PRFIN20051021_164827_000000402041_00455_19046_7812.N1	21-OCT-2005 16:48:27	Dark	39.500	113	Mu Vel	2.6920	5000.0	79	19046	No



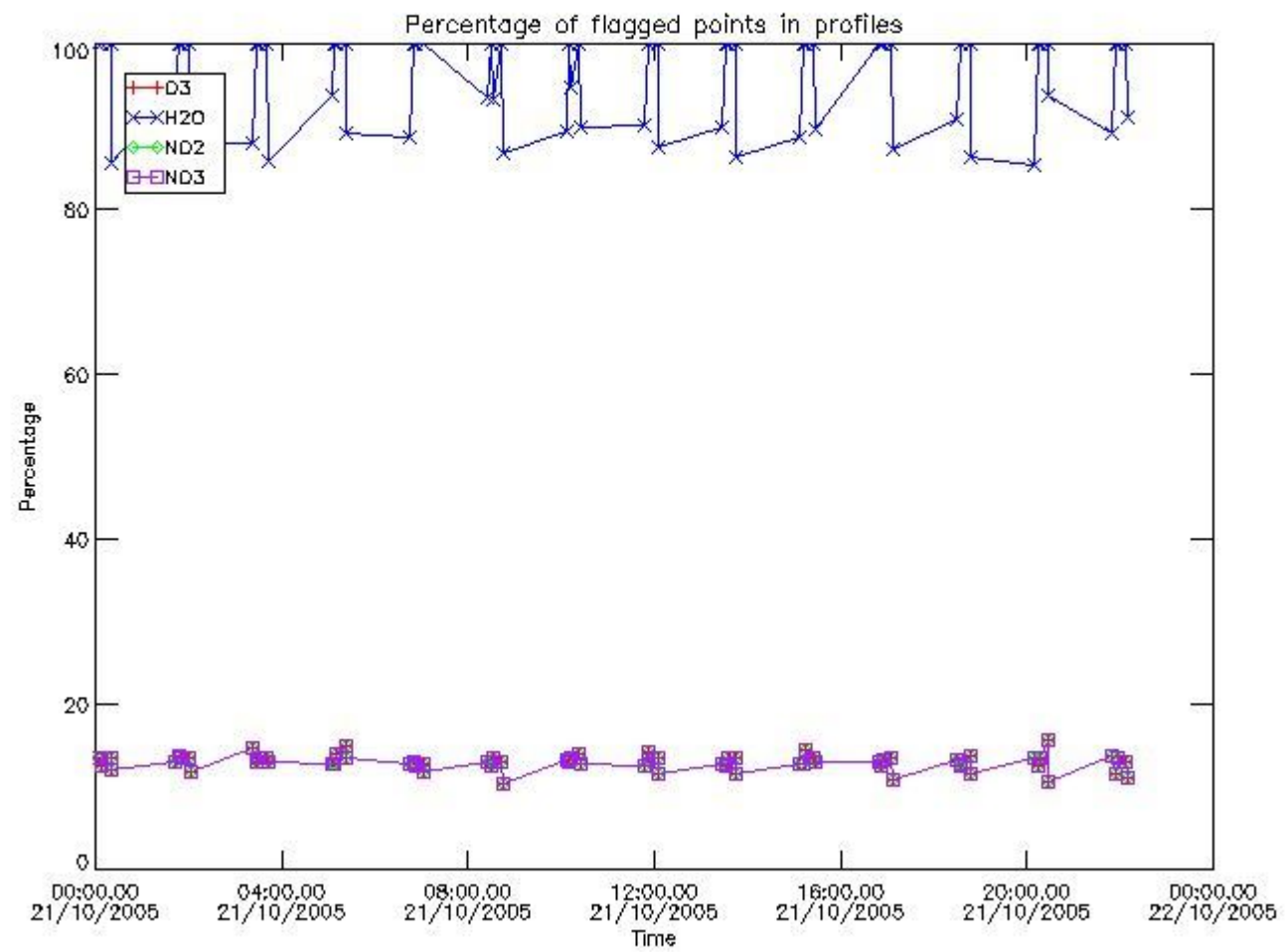
161	GOM_NL__2PRFIN20051021_165253_000000412041_00456_19047_7797.N1	21-OCT-2005 16:52:53	Dark	41.000	46	Del Vel	1.9540	10600.	82	19047	No
162	GOM_NL__2PRFIN20051021_165454_000000422041_00456_19047_7798.N1	21-OCT-2005 16:54:54	Dark	42.000	29	Bet Car	1.6720	10200.	84	19047	No
163	GOM_NL__2PRFIN20051021_170557_000000382041_00456_19047_7799.N1	21-OCT-2005 17:05:57	Dark	38.000	143	Alp Hyi	2.8570	7200.0	76	19047	No
164	GOM_NL__2PRFIN20051021_170723_000000472041_00456_19047_7800.N1	21-OCT-2005 17:07:23	Dark	47.000	9	Alp Eri	0.45300	24000.	94	19047	No
165	GOM_NL__2PRFIN20051021_171217_000000402041_00456_19047_7801.N1	21-OCT-2005 17:12:17	Straylight	39.500	84	Alp Phe	2.3970	4500.0	79	19047	No
166	GOM_NL__2PRFIN20051021_171850_000000452041_00456_19047_7802.N1	21-OCT-2005 17:18:50	Straylight	45.000	52	16Bet Cet	2.0370	4500.0	90	19047	No
167	GOM_NL__2PRFIN20051021_172821_000000352041_00456_19047_7803.N1	21-OCT-2005 17:28:21	Bright	34.500	140	88Gam Peg	2.8340	26000.	69	19047	No
168	GOM_NL__2PRFIN20051021_173215_000000362041_00456_19047_7804.N1	21-OCT-2005 17:32:15	Bright	35.500	58	21Alp And	2.0730	11000.	71	19047	No
169	GOM_NL__2PRFIN20051021_174004_000000362041_00456_19047_7805.N1	21-OCT-2005 17:40:04	Bright	35.500	68	18Alp Cas	2.2250	4500.0	71	19047	No
170	GOM_NL__2PRFIN20051021_174915_000000382041_00456_19047_7806.N1	21-OCT-2005 17:49:15	Bright	37.500	49	1Alp UMi	1.9900	6300.0	75	19047	No
171	GOM_NL__2PRFIN20051021_175235_000000362041_00456_19047_7807.N1	21-OCT-2005 17:52:35	Bright	36.000	60	7Bet UMi	2.0810	3950.0	72	19047	No
172	GOM_NL__2PRFIN20051021_175730_000000362041_00456_19047_7808.N1	21-OCT-2005 17:57:30	Bright	36.000	36	50Alp UMa	1.8000	6300.0	72	19047	No
173	GOM_NL__2PRFIN20051021_175904_000000372041_00456_19047_7809.N1	21-OCT-2005 17:59:04	Bright	37.000	82	48Bet UMa	2.3650	10600.	74	19047	No
174	GOM_NL__2PRFIN20051021_180233_000000362041_00456_19047_7810.N1	21-OCT-2005 18:02:33	Bright	36.000	174	52Psi UMa	3.0040	4400.0	72	19047	No
175	GOM_NL__2PRFIN20051021_180929_000000352041_00456_19047_7811.N1	21-OCT-2005 18:09:29	Bright	35.000	96	68Del Leo	2.5600	9300.0	70	19047	No
176	GOM_NL__2PRFIN20051021_182903_000000392041_00456_19047_7812.N1	21-OCT-2005 18:29:03	Dark	38.500	113	Mu Vel	2.6920	5000.0	77	19047	No
177	GOM_NL__2PRFIN20051021_183330_000000412041_00457_19048_7797.N1	21-OCT-2005 18:33:30	Dark	41.000	46	Del Vel	1.9540	10600.	82	19048	No
178	GOM_NL__2PRFIN20051021_183530_000000402041_00457_19048_7798.N1	21-OCT-2005 18:35:30	Dark	40.000	29	Bet Car	1.6720	10200.	80	19048	No
179	GOM_NL__2PRFIN20051021_184634_000000372041_00457_19048_7799.N1	21-OCT-2005 18:46:34	Dark	37.000	143	Alp Hyi	2.8570	7200.0	74	19048	No
180	GOM_NL__2PRFIN20051021_184759_000000442041_00457_19048_7800.N1	21-OCT-2005 18:47:59	Dark	44.000	9	Alp Eri	0.45300	24000.	88	19048	No
181	GOM_NL__2PRFIN20051021_185253_000000422041_00457_19048_7801.N1	21-OCT-2005 18:52:53	Straylight	41.500	84	Alp Phe	2.3970	4500.0	83	19048	No
182	GOM_NL__2PRFIN20051021_185926_000000422041_00457_19048_7802.N1	21-OCT-2005 18:59:26	Straylight	42.000	52	16Bet Cet	2.0370	4500.0	84	19048	No
183	GOM_NL__2PRFIN20051021_190857_000000352041_00457_19048_7803.N1	21-OCT-2005 19:08:57	Bright	35.000	140	88Gam Peg	2.8340	26000.	70	19048	No
184	GOM_NL__2PRFIN20051021_191251_000000352041_00457_19048_7804.N1	21-OCT-2005 19:12:51	Bright	34.500	58	21Alp And	2.0730	11000.	69	19048	No
185	GOM_NL__2PRFIN20051021_192040_000000362041_00457_19048_7805.N1	21-OCT-2005 19:20:40	Bright	35.500	68	18Alp Cas	2.2250	4500.0	71	19048	No
186	GOM_NL__2PRFIN20051021_192951_000000372041_00457_19048_7806.N1	21-OCT-2005 19:29:51	Bright	36.500	49	1Alp UMi	1.9900	6300.0	73	19048	No
187	GOM_NL__2PRFIN20051021_193311_000000372041_00457_19048_7807.N1	21-OCT-2005 19:33:11	Bright	36.500	60	7Bet UMi	2.0810	3950.0	73	19048	No
188	GOM_NL__2PRFIN20051021_193806_000000382041_00457_19048_7808.N1	21-OCT-2005 19:38:06	Bright	38.000	36	50Alp UMa	1.8000	6300.0	76	19048	No
189	GOM_NL__2PRFIN20051021_193940_000000342041_00457_19048_7809.N1	21-OCT-2005 19:39:40	Bright	34.000	82	48Bet UMa	2.3650	10600.	68	19048	No
190	GOM_NL__2PRFIN20051021_194309_000000542041_00457_19048_7810.N1	21-OCT-2005 19:43:09	Bright	54.000	174	52Psi UMa	3.0040	4400.0	108	19048	No
191	GOM_NL__2PRFIN20051021_195006_000000352041_00457_19048_7811.N1	21-OCT-2005 19:50:06	Bright	35.000	96	68Del Leo	2.5600	9300.0	70	19048	No
192	GOM_NL__2PRFIN20051021_200940_000000382041_00457_19048_7812.N1	21-OCT-2005 20:09:40	Dark	38.000	113	Mu Vel	2.6920	5000.0	76	19048	No
193	GOM_NL__2PRFIN20051021_201407_000000412041_00458_19049_7798.N1	21-OCT-2005 20:14:07	Dark	41.000	46	Del Vel	1.9540	10600.	82	19049	No
194	GOM_NL__2PRFIN20051021_201607_000000382041_00458_19049_7799.N1	21-OCT-2005 20:16:07	Dark	37.500	29	Bet Car	1.6720	10200.	75	19049	No
195	GOM_NL__2PRFIN20051021_202710_000000362041_00458_19049_7800.N1	21-OCT-2005 20:27:10	Dark	36.000	143	Alp Hyi	2.8570	7200.0	72	19049	No
196	GOM_NL__2PRFIN20051021_202835_000000482041_00458_19049_7801.N1	21-OCT-2005 20:28:35	Dark	47.500	9	Alp Eri	0.45300	24000.	95	19049	No
197	GOM_NL__2PRFIN20051021_203329_000000402041_00458_19049_7802.N1	21-OCT-2005 20:33:29	Straylight	40.000	84	Alp Phe	2.3970	4500.0	80	19049	No
198	GOM_NL__2PRFIN20051021_204002_000000422041_00458_19049_7803.N1	21-OCT-2005 20:40:02	Straylight	42.000	52	16Bet Cet	2.0370	4500.0	84	19049	No
199	GOM_NL__2PRFIN20051021_204933_000000352041_00458_19049_7804.N1	21-OCT-2005 20:49:33	Bright	35.000	140	88Gam Peg	2.8340	26000.	70	19049	No
200	GOM_NL__2PRFIN20051021_205327_000000362041_00458_19049_7805.N1	21-OCT-2005 20:53:27	Bright	35.500	58	21Alp And	2.0730	11000.	71	19049	No
201	GOM_NL__2PRFIN20051021_210116_000000372041_00458_19049_7806.N1	21-OCT-2005 21:01:16	Bright	36.500	68	18Alp Cas	2.2250	4500.0	73	19049	No
202	GOM_NL__2PRFIN20051021_211027_000000372041_00458_19049_7807.N1	21-OCT-2005 21:10:27	Bright	37.000	49	1Alp UMi	1.9900	6300.0	74	19049	No
203	GOM_NL__2PRFIN20051021_211347_000000332041_00458_19049_7808.N1	21-OCT-2005 21:13:47	Bright	32.500	60	7Bet UMi	2.0810	3950.0	65	19049	No
204	GOM_NL__2PRFIN20051021_211842_000000392041_00458_19049_7809.N1	21-OCT-2005 21:18:42	Bright	38.500	36	50Alp UMa	1.8000	6300.0	77	19049	No
205	GOM_NL__2PRFIN20051021_212016_000000372041_00458_19049_7810.N1	21-OCT-2005 21:20:16	Bright	36.500	82	48Bet UMa	2.3650	10600.	73	19049	No
206	GOM_NL__2PRFIN20051021_212345_000000492041_00458_19049_7811.N1	21-OCT-2005 21:23:45	Bright	48.500	174	52Psi UMa	3.0040	4400.0	97	19049	No
207	GOM_NL__2PRFIN20051021_213042_000000352041_00458_19049_7812.N1	21-OCT-2005 21:30:42	Bright	35.000	96	68Del Leo	2.5600	9300.0	70	19049	No
208	GOM_NL__2PRFIN20051021_215016_000000372041_00458_19049_7813.N1	21-OCT-2005 21:50:16	Dark	37.000	113	Mu Vel	2.6920	5000.0	74	19049	No
209	GOM_NL__2PRFIN20051021_215443_000000442041_00459_19050_7799.N1	21-OCT-2005 21:54:43	Dark	44.000	46	Del Vel	1.9540	10600.	88	19050	No
210	GOM_NL__2PRFIN20051021_215643_000000382041_00459_19050_7800.N1	21-OCT-2005 21:56:43	Dark	37.500	29	Bet Car	1.6720	10200.	75	19050	No
211	GOM_NL__2PRFIN20051021_220746_000000402041_00459_19050_7801.N1	21-OCT-2005 22:07:46	Dark	39.500	143	Alp Hyi	2.8570	7200.0	79	19050	No
212	GOM_NL__2PRFIN20051021_220911_000000462041_00459_19050_7802.N1	21-OCT-2005 22:09:11	Dark	45.500	9	Alp Eri	0.45300	24000.	91	19050	No
213	GOM_NL__2PRFIN20051021_221405_000000422041_00459_19050_7803.N1	21-OCT-2005 22:14:05	Straylight	42.000	84	Alp Phe	2.3970	4500.0	84	19050	No
214	GOM_NL__2PRFIN20051021_222038_000000452041_00459_19050_7804.N1	21-OCT-2005 22:20:38	Straylight	45.000	52	16Bet Cet	2.0370	4500.0	90	19050	No
215	GOM_NL__2PRFIN20051021_223009_000000352041_00459_19050_7805.N1	21-OCT-2005 22:30:09	Bright	34.500	140	88Gam Peg	2.8340	26000.	69	19050	No
216	GOM_NL__2PRFIN20051021_223403_000000352041_00459_19050_7806.N1	21-OCT-2005 22:34:03	Bright	34.500	58	21Alp And	2.0730	11000.	69	19050	No
217	GOM_NL__2PRFIN20051021_224151_000000372041_00459_19050_7807.N1	21-OCT-2005 22:41:51	Bright	37.000	68	18Alp Cas	2.2250	4500.0	74	19050	No
218	GOM_NL__2PRFIN20051021_224309_000000072041_00459_19050_7808.N1	21-OCT-2005 22:43:09	Straylight	7.0000	76	27Gam Cas	2.3000	30000.	14	19050	No
219	GOM_NL__2PRFIN20051021_225103_000000362041_00459_19050_7809.N1	21-OCT-2005 22:51:03	Bright	36.000	49	1Alp UMi	1.9900	6300.0	72	19050	No

220	GOM_NL__2PRFIN20051021_225423_000000362041_00459_19050_7810.N1	21-OCT-2005 22:54:23	Bright	36.000	60	7Bet UMi	2.0810	3950.0	72	19050	No
221	GOM_NL__2PRFIN20051021_225917_000000382041_00459_19050_7811.N1	21-OCT-2005 22:59:17	Bright	38.000	36	50Alp UMa	1.8000	6300.0	76	19050	No
222	GOM_NL__2PRFIN20051021_230052_000000382041_00459_19050_7812.N1	21-OCT-2005 23:00:52	Bright	37.500	82	48Bet UMa	2.3650	10600.	75	19050	No
223	GOM_NL__2PRFIN20051021_230421_000000352041_00459_19050_7813.N1	21-OCT-2005 23:04:21	Bright	34.500	174	52Psi UMa	3.0040	4400.0	69	19050	No
224	GOM_NL__2PRFIN20051021_231118_000000352041_00459_19050_7814.N1	21-OCT-2005 23:11:18	Bright	34.500	96	68Del Leo	2.5600	9300.0	69	19050	No

### 3. Quality information per product

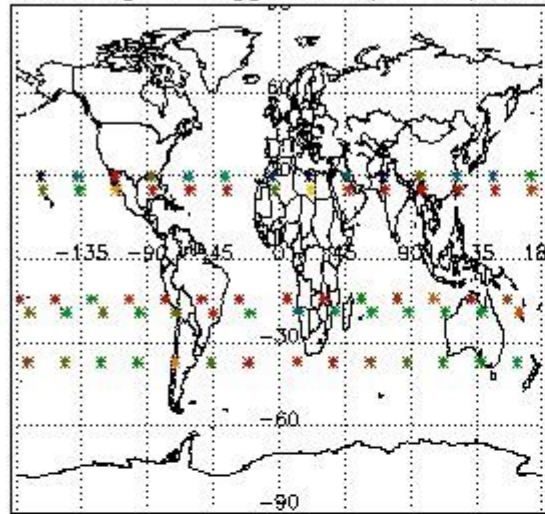
In this section it is plotted some information contained in the Quality Summary data set of the level 2 products. Only products in dark limb conditions and without errors (error flag in the MPH set to "0") are used.

#### 3.1 Plot quality information per product (time dependant)

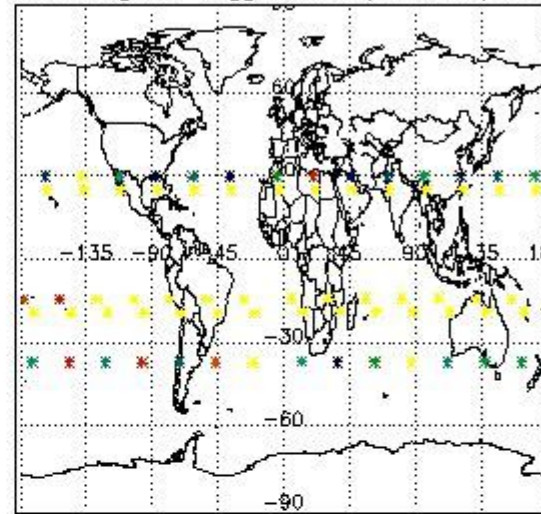


#### 3.2 Plot quality information per product (world map)

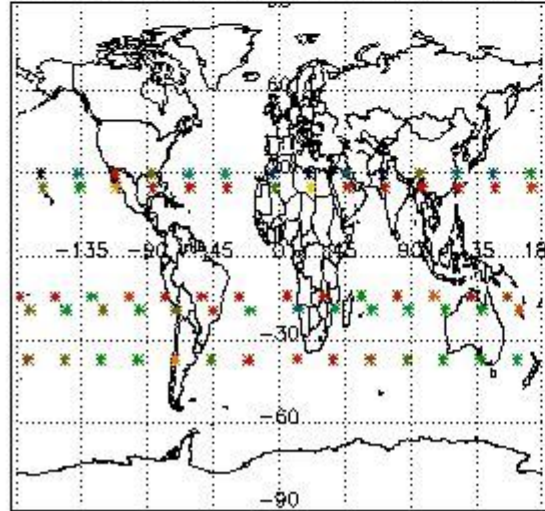
Percentage of flagged data per O3 profile



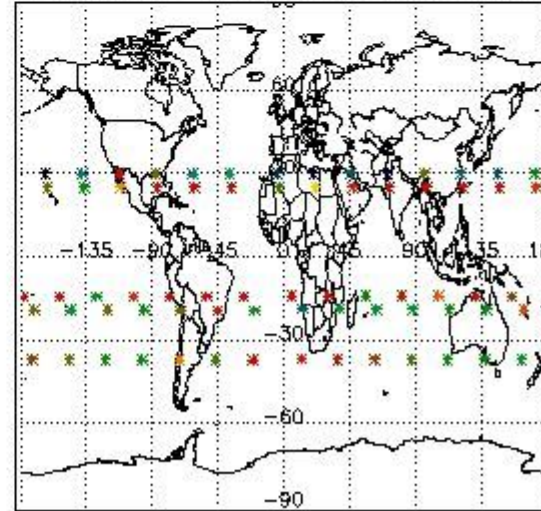
Percentage of flagged data per H2O profile



Percentage of flagged data per NO2 profile



Percentage of flagged data per NO3 profile



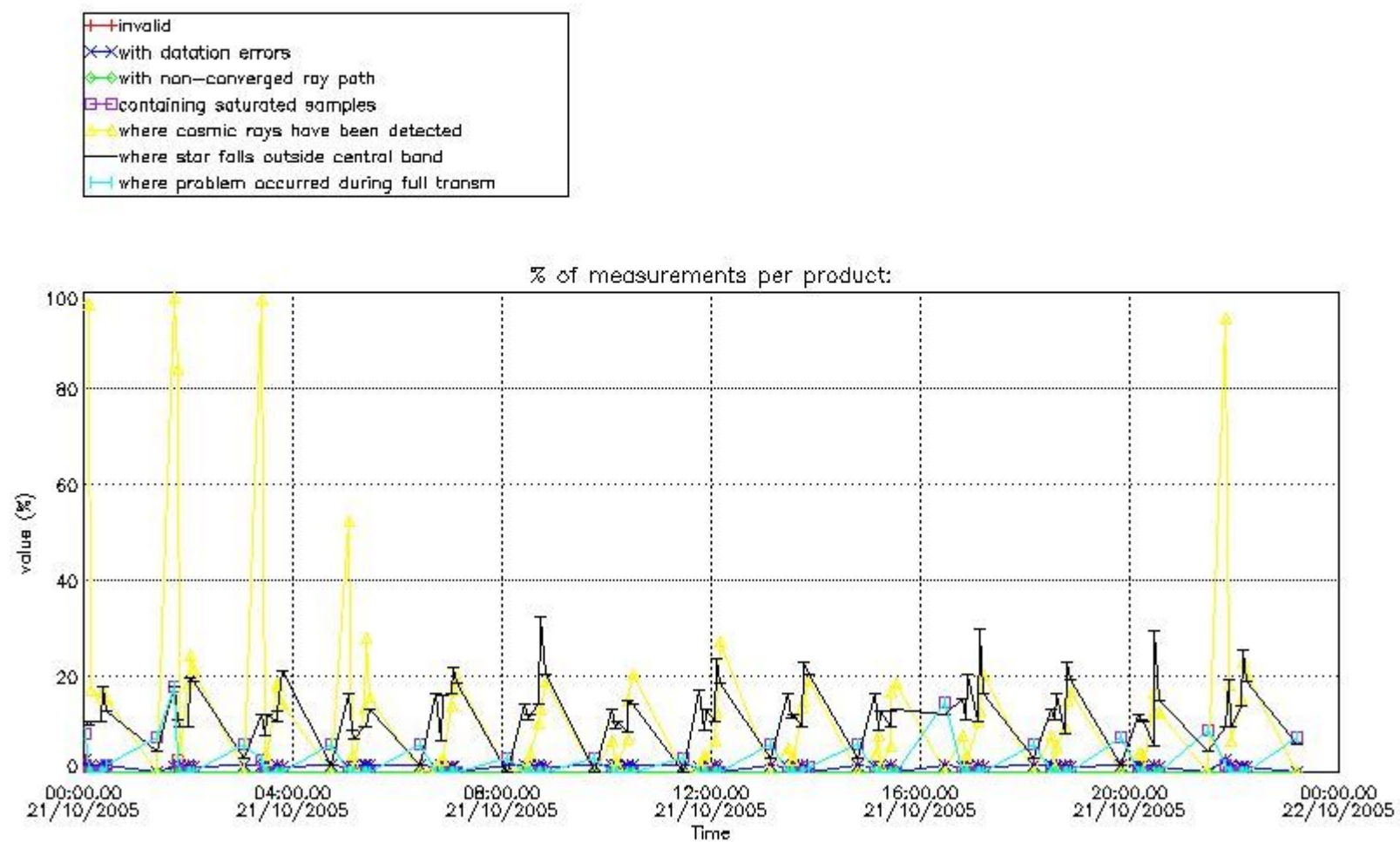
#### 4. Level 1 quality information per product

In this section it is plotted some information contained in the Quality Summary data set of the level 2 products that comes from the level 1b processing. Products without errors (error flag in the MPH set to "0") are used.

##### 4.1 Plot quality information per product (time dependant) coming from level 1b processing

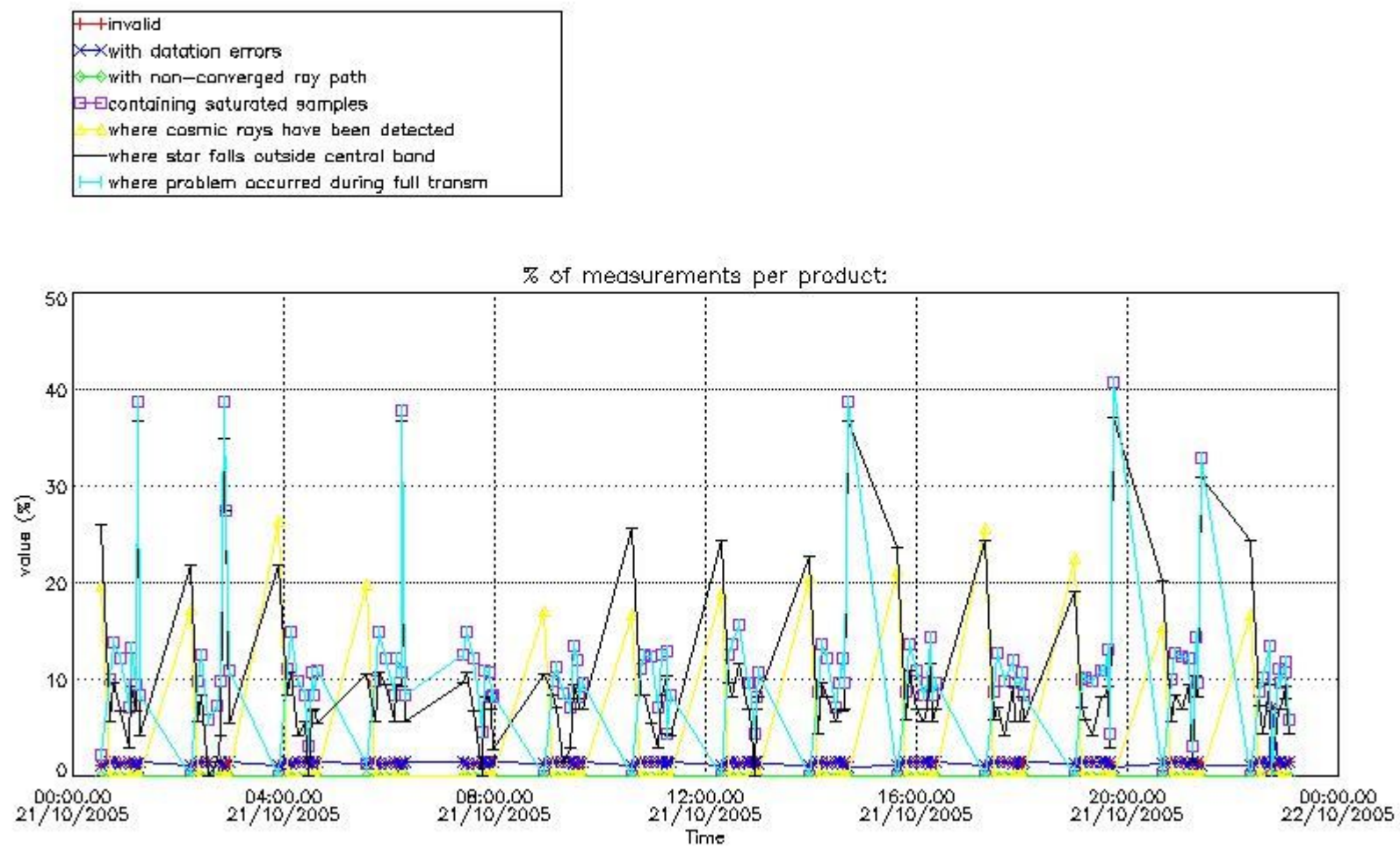
###### 4.1.1 Plot level 1 quality information per product (time dependant): ENVISAT ASCENDING passes





4.1.2 Plot level 1 quality information per product (time dependant): ENVI SAT DESCENDING passes

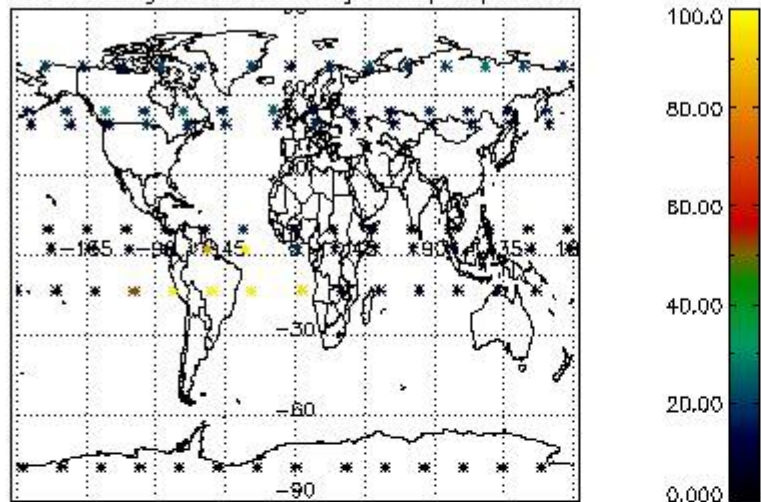




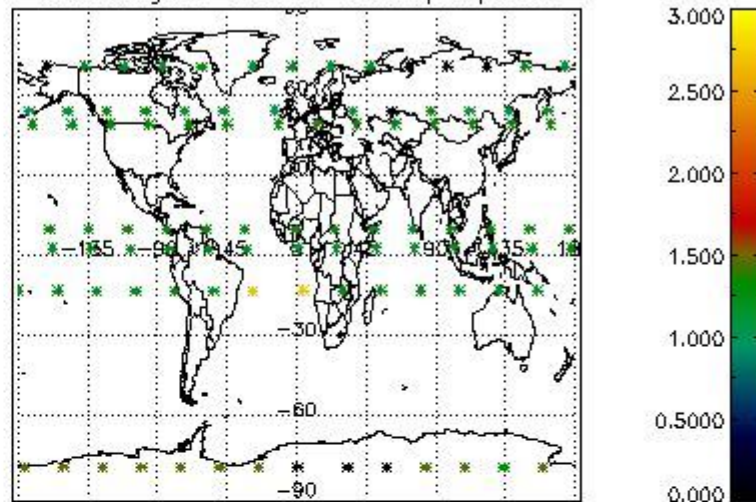
*4.2 Plot quality information per product coming from level 1b processing (world map)*

*4.2.1 Plot level 1 quality information per product (world map): ENVISAT ASCENDING passes*

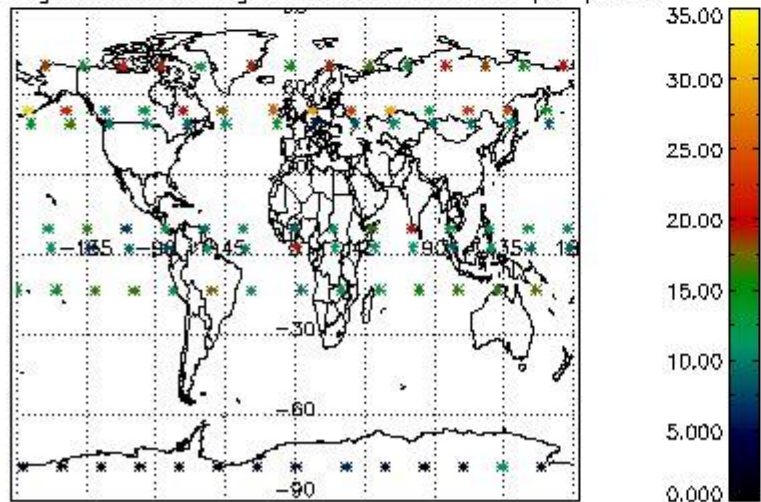
Percentage of cosmic ray hits per profile



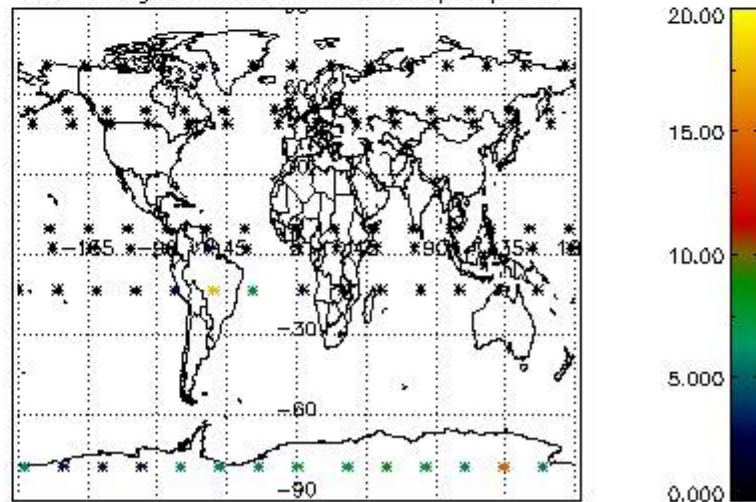
Percentage of datation errors per profile



Percentage of star falling outside central band per profile

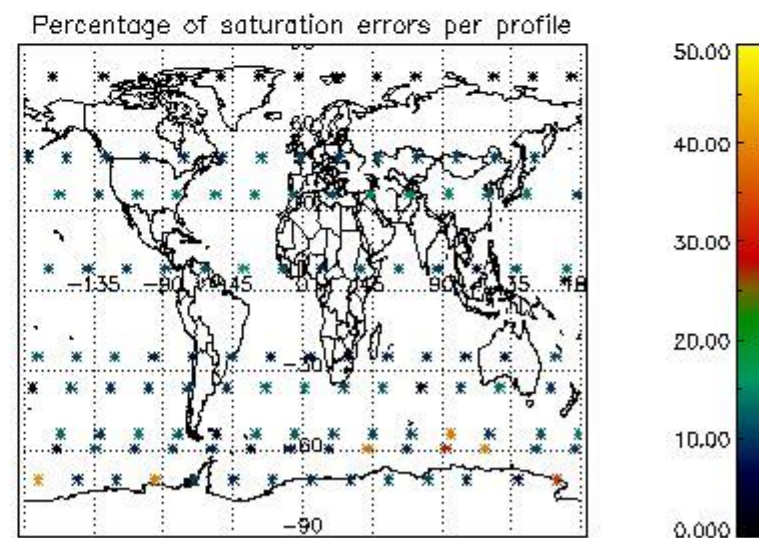
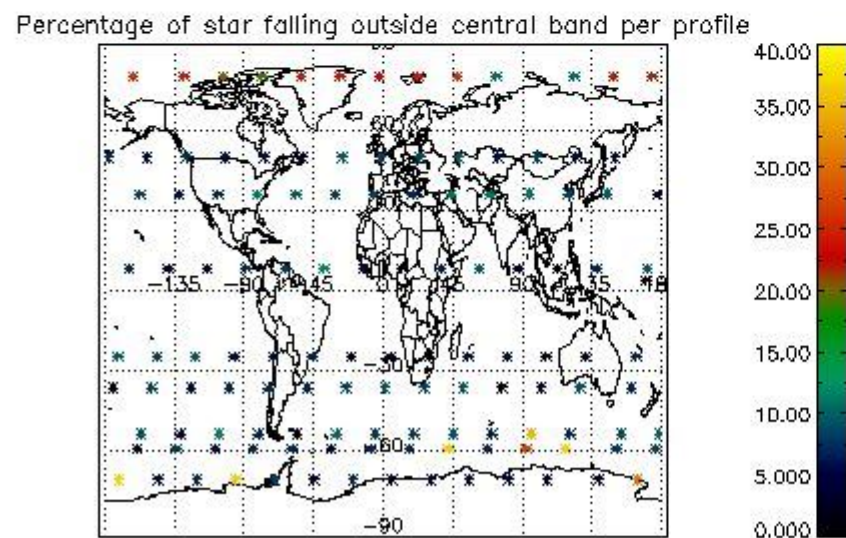
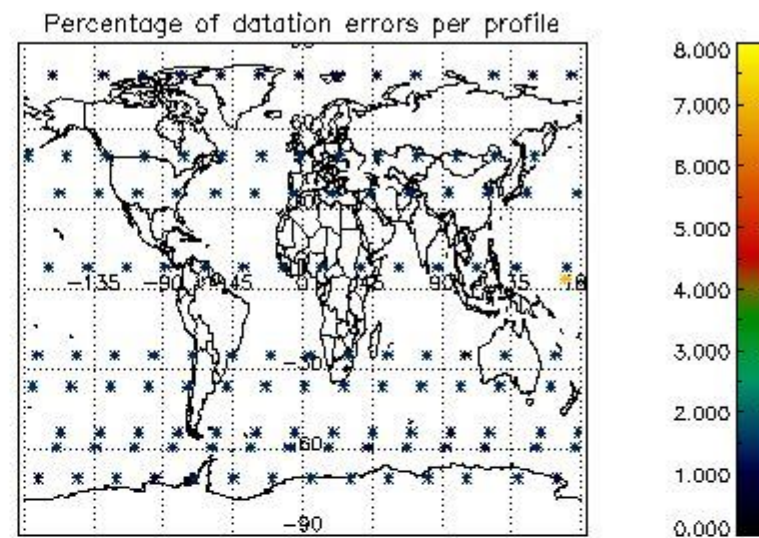
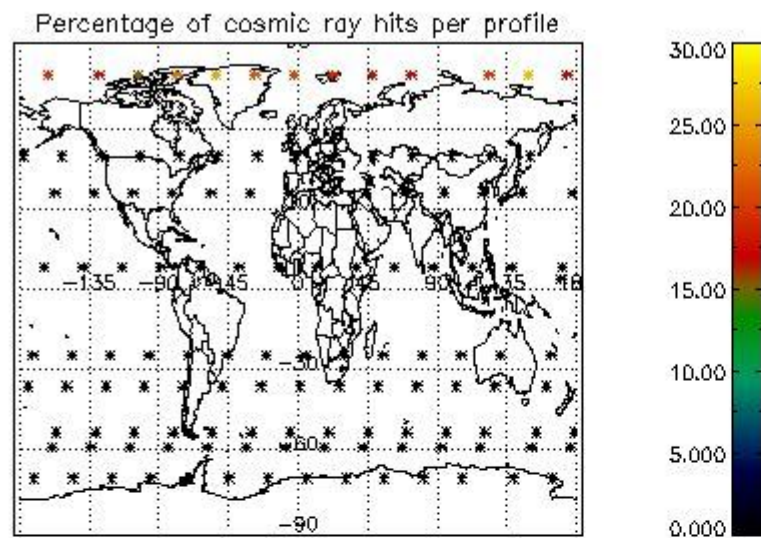


Percentage of saturation errors per profile



4.2.2 Plot level 1 quality information per product (world map): ENVISAT DESCENDING passes





## 5. Trace gas profiles

### 5.1 Ozone statistics based on quality of products

The final quality of the products can be "measured" using the STD (Standard Deviation) attached to every point profile. This information is written to the parameter GOM\_NL\_\_2P/NL\_LOCAL\_SPECIES\_DENSITY/o3\_std of the level 2 products. The table below shows the statistics for given STD ranges.

The statistics are given with respect to the overall valid production:

- Products without fatal errors: GOM\_NL\_\_2P/MPH/PRODUCT\_ERR=0
- Valid point profile: GOM\_NL\_\_2P/NL\_LOCAL\_SPECIES\_DENSITY/pcd(0)=0

The 'Criteria' is applied to valid points of dark limb products:

- Products in dark limb illumination condition: GOM\_NL\_\_2P/NL\_SUMMARY\_QUALITY/obs\_ill\_cond=0
- Products without fatal errors: GOM\_NL\_\_2P/MPH/PRODUCT\_ERR=0
- Valid point profile: GOM\_NL\_\_2P/NL\_LOCAL\_SPECIES\_DENSITY/pcd(0)=0

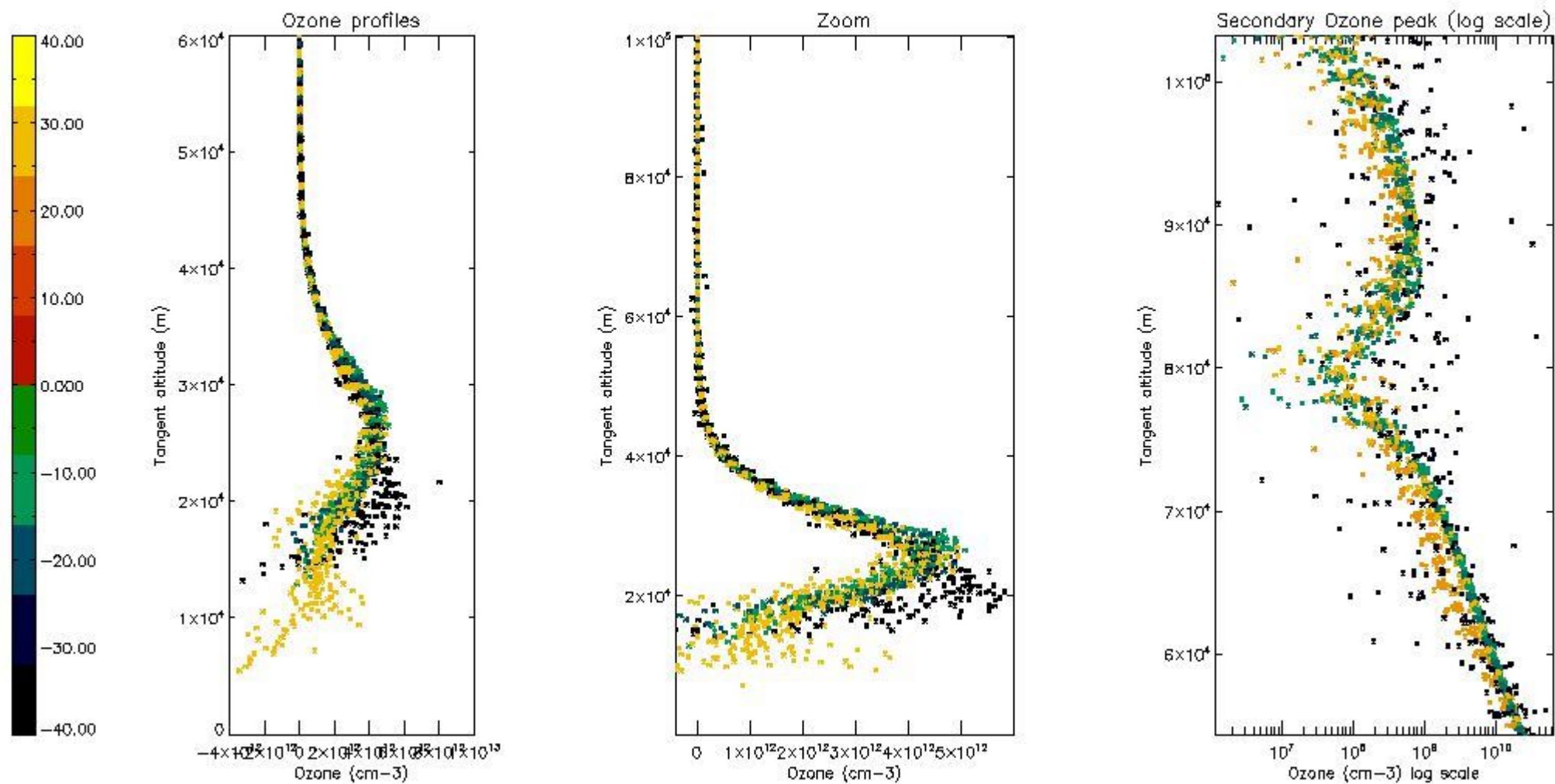
So, the table below shows the percentage of dark limb and valid observations for each criteria with respect to the overall valid daily observations.

Criteria	% of total production
All STD	33
STD < 20	20

STD < 10	15
STD < 5	10

5.2 Plot ozone profiles for all STD (dark without errors)

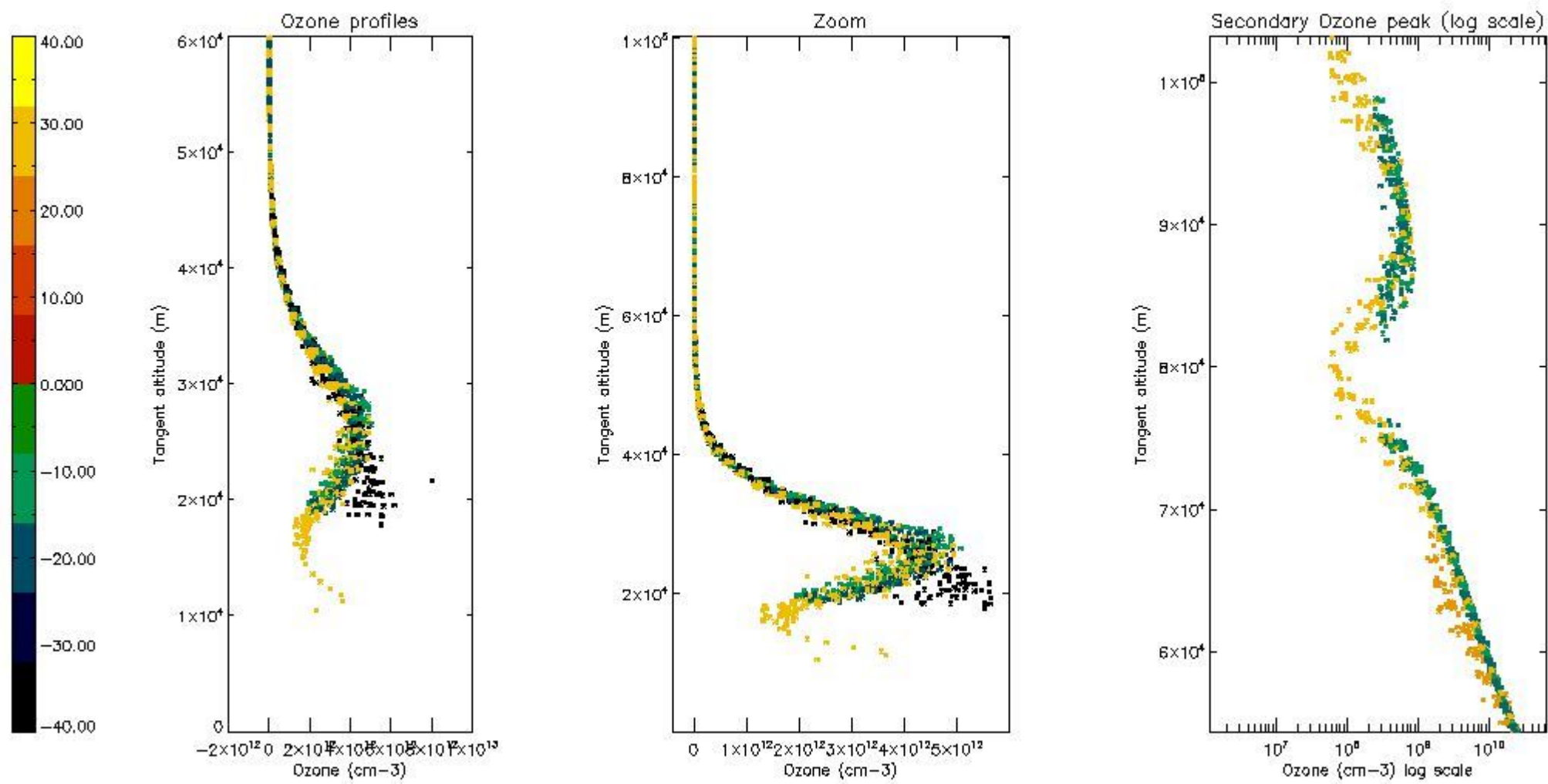
The colorbar represents the latitude.



5.3 Plot ozone profiles where STD < 20% (dark without errors)

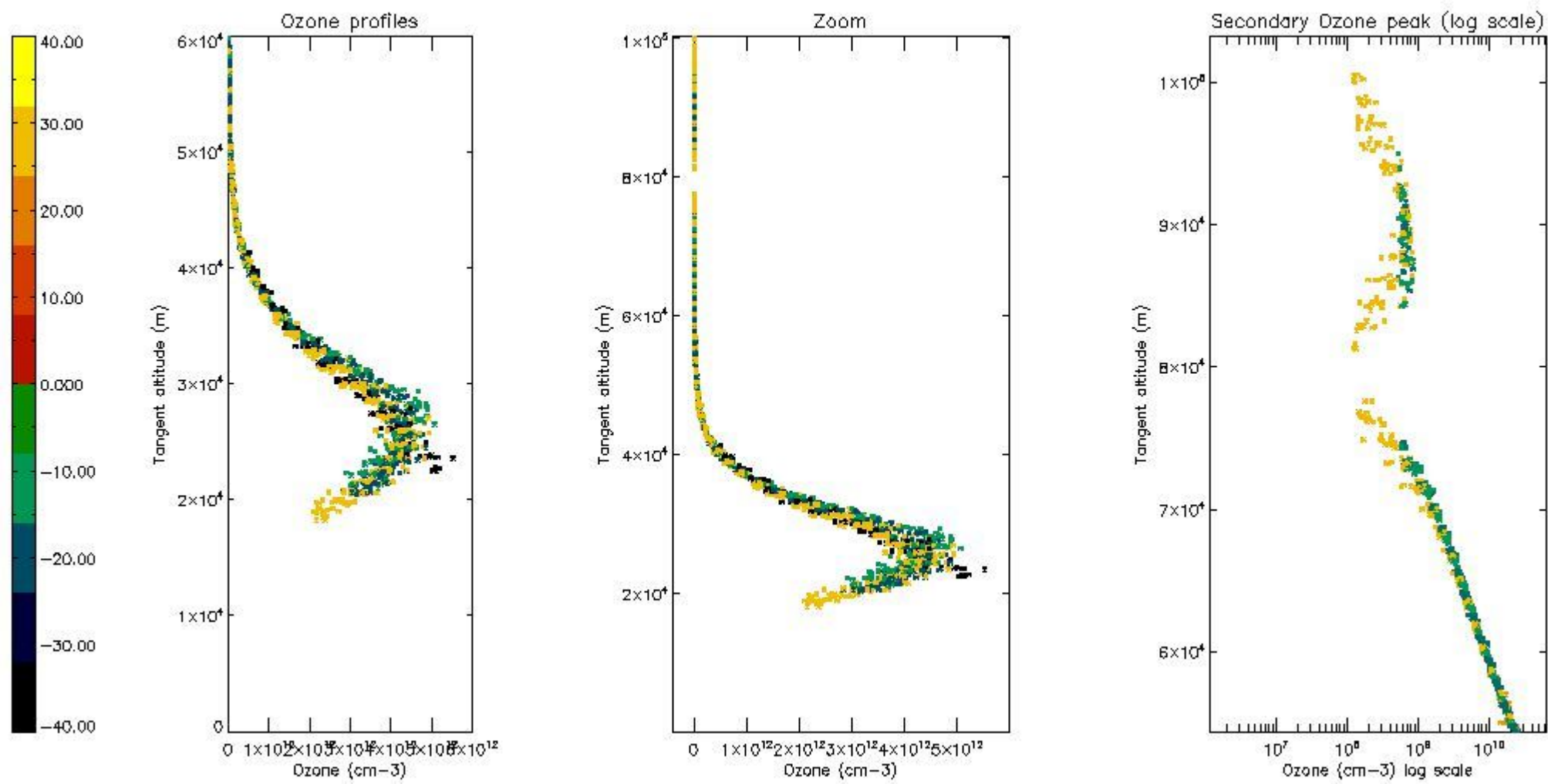
The colorbar represents the latitude.





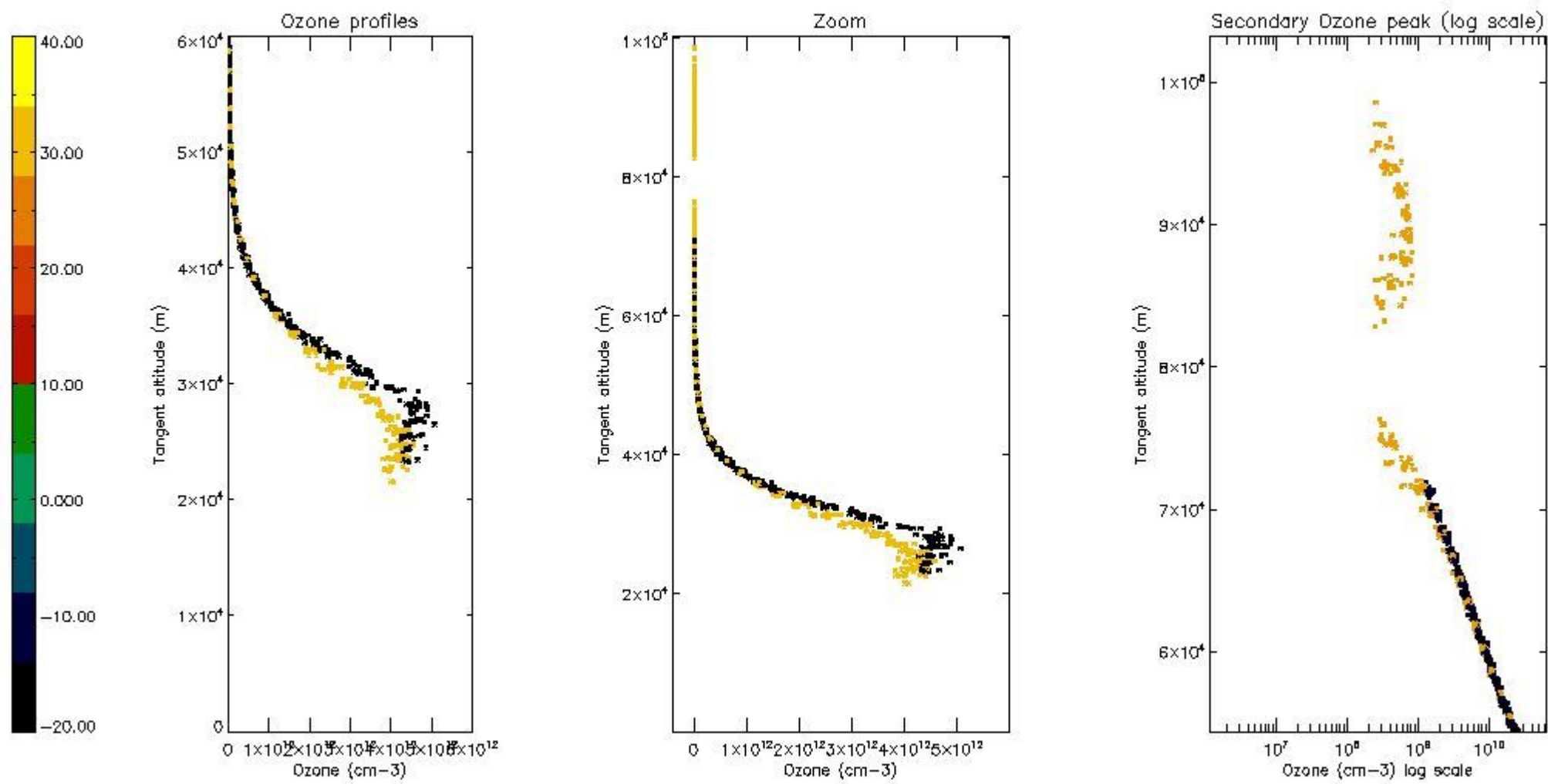
*5.4 Plot ozone profiles where STD < 10% (dark without errors)*

The colorbar represents the latitude.



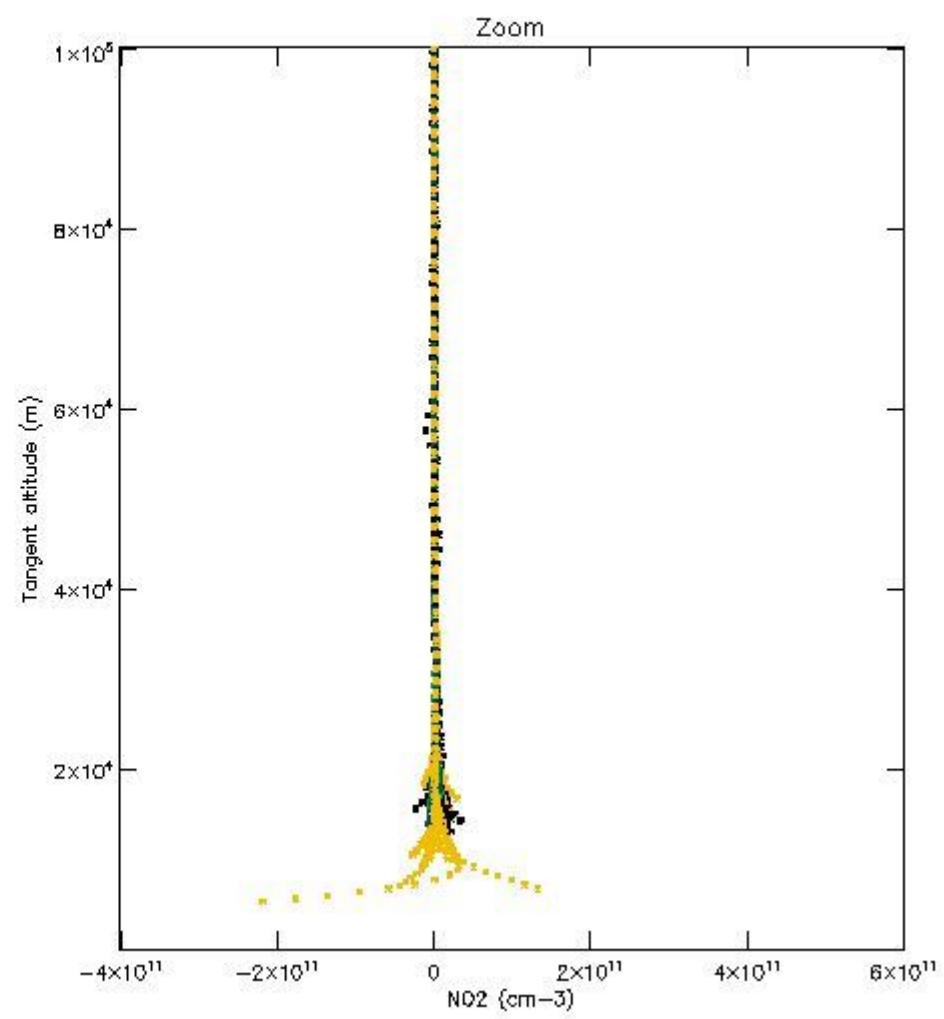
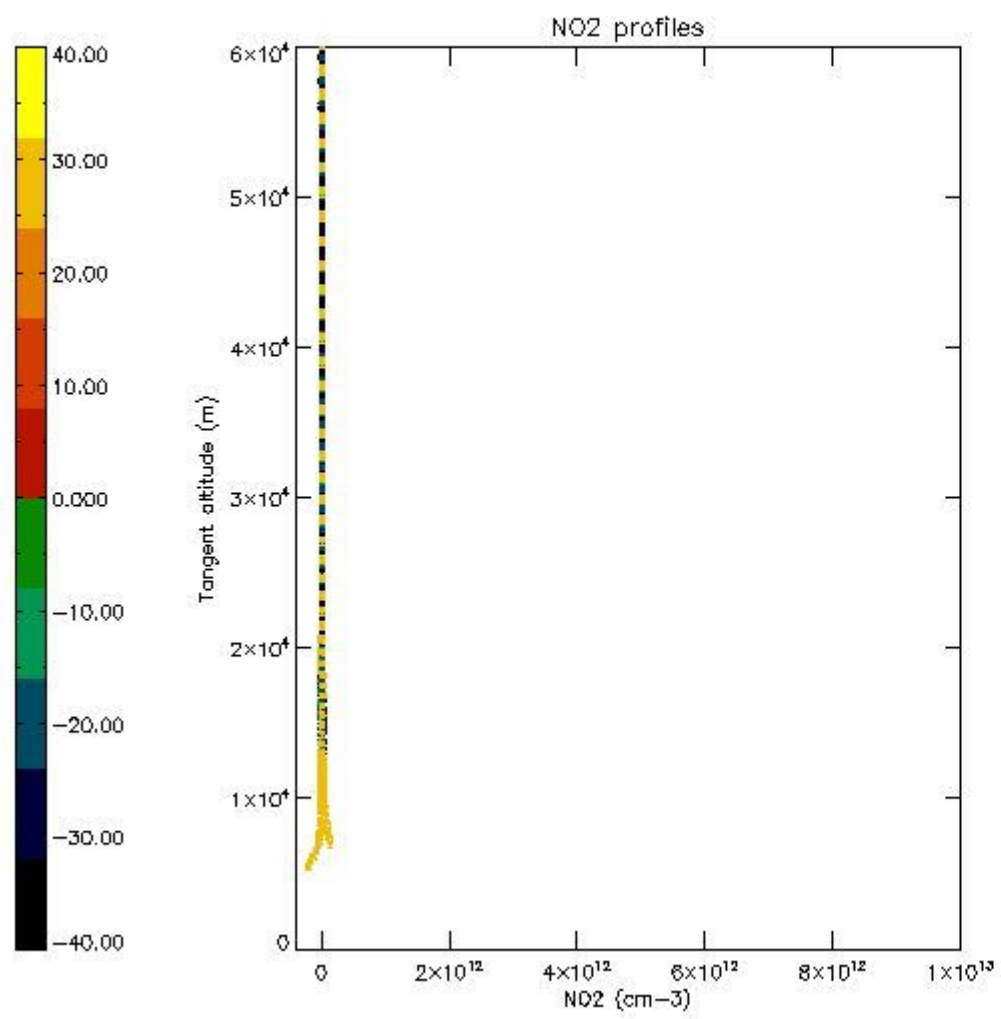
*5.5 Plot ozone profiles where STD < 5% (dark without errors)*

The colorbar represents the latitude.



*5.6 Plot NO<sub>2</sub> profiles for all STD (dark without errors)*

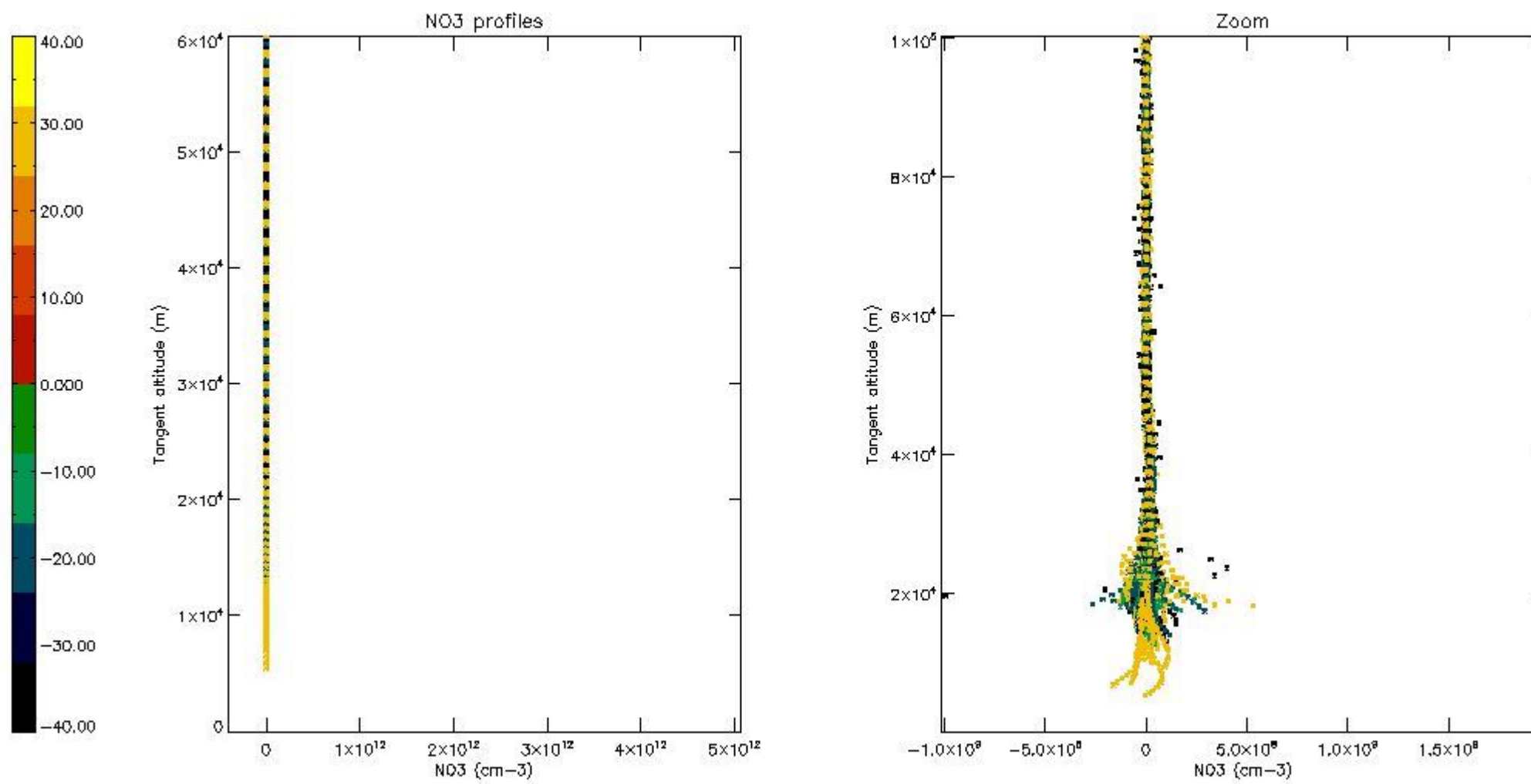
The colorbar represents the latitude.



*5.7 Plot NO3 profiles for all STD (dark without errors)*

The colorbar represents the latitude.





## 6. Auxiliary Data Files used for the production reported in section 2

The number reported in the third column indicates since which file (see list in section 2) the corresponding auxiliary file has been used. The fourth column is the date of those product files.

Type	Auxiliary Filename	Used since product	Used since product date
INST_PHYS_CHARACTERISTICS	GOM_INS_AXVIEC20091111_143220_20030716_120000_20500101_000000	1	21-OCT-2005 00:02:25
LEVEL-2_PROC_CONFIG	GOM_PR2_AXVIEC20091111_152718_20020301_000000_20500101_000000	1	21-OCT-2005 00:02:25
CROSS_SECTIONS_FILE	GOM_CRS_AXVIEC20091111_154832_20020301_000000_20500101_000000	1	21-OCT-2005 00:02:25

# GOMOS Level 2 Daily Report

## SUMMARY

### [1. General Info](#)

### [2. Summary of processed GOM\\_NL\\_2P products](#)

### [3. Level 2 Quality information per product](#)

#### [3.1 Plot of level 2 quality information per product \(time dependant\)](#)

#### [3.2 Plot of level 2 quality information per product \(world map\)](#)

### [4. Level 1 Quality information per product \(stored on level 2 products\)](#)

#### [4.1 Plot of level 1 quality information per product \(time dependant\)](#)

##### [4.1.1 Plot of level 1 quality information per product \(time dependant\): ASCENDING](#)

##### [4.1.2 Plot of level 1 quality information per product \(time dependant\): DESCENDING](#)

#### [4.2 Plot of level 1 quality information per product \(world map\)](#)

##### [4.2.1 Plot of level 1 quality information per product \(world map\): ASCENDING](#)

##### [4.2.2 Plot of level 1 quality information per product \(world map\): DESCENDING](#)

### [5. Ozone profiles based on quality statistics and other trace gas profiles](#)

#### [5.1 Ozone statistics based on quality of products](#)

#### [5.2 Plot ozone profiles for all STD \(dark without errors\)](#)

#### [5.3 Plot ozone profiles where STD < 20% \(dark without errors\)](#)

#### [5.4. Plot ozone profiles where STD < 10% \(dark without errors\)](#)

#### [5.5. Plot ozone profiles where STD < 5% \(dark without errors\)](#)

#### [5.6 Plot NO2 profiles for all STD \(dark without errors\)](#)

#### [5.7 Plot NO3 profiles for all STD \(dark without errors\)](#)

#### [5.8 Plot H2O profiles \(only for occultations of stars 1,2,3,4,13,14,16,26,63 dark without errors\) for all STD](#)

### [6. Auxiliary Data Files used for the production reported in section 2](#)

This report presents the daily analysis on parameters extracted from GOMOS level 2 data (GOM\_NL\_\_2P). It is intended to monitor some important parameters that will impact the quality of these products. A list of level 2 products (and content) that have arrived during the reporting day to the PCF is also given.

Item	Value
Time of report generation	18APR2013 11:59:28
Data source version	GOMOS/6.01
Start time of products	21-10-2005 (21OCT2005 00:00:00)
Stop time of products	22-10-2005 (22OCT2005 00:00:00)
Store outputs in DB	Yes
Nb of level 2 prods	224
Nb of prods with errors	0

## 2. Summary of processed GOM\_NL\_\_2P products.

Nr	Filename	UTC Start time	Limb	Duration	Star Id	Star Name	Star Mag	Star Temp	Nb Meas	Orbit	Prod. error
1	GOM_NL__2PRFIN20051021_000225_000000382041_00445_19036_7792.N1	21-OCT-2005 00:02:25	Dark	37.500	113	Mu Vel	2.6920	5000.0	75	19036	No
2	GOM_NL__2PRFIN20051021_000648_000000412041_00446_19037_7777.N1	21-OCT-2005 00:06:48	Dark	40.500	46	Del Vel	1.9540	10600.	81	19037	No
3	GOM_NL__2PRFIN20051021_000852_000000382041_00446_19037_7778.N1	21-OCT-2005 00:08:52	Dark	38.000	29	Bet Car	1.6720	10200.	76	19037	No
4	GOM_NL__2PRFIN20051021_001955_000000382041_00446_19037_7779.N1	21-OCT-2005 00:19:55	Dark	38.000	143	Alp Hyi	2.8570	7200.0	76	19037	No
5	GOM_NL__2PRFIN20051021_002121_000000422041_00446_19037_7780.N1	21-OCT-2005 00:21:21	Dark	42.000	9	Alp Eri	0.45300	24000.	84	19037	No
6	GOM_NL__2PRFIN20051021_002616_000000392041_00446_19037_7781.N1	21-OCT-2005 00:26:16	Straylight	39.000	84	Alp Phe	2.3970	4500.0	78	19037	No
7	GOM_NL__2PRFIN20051021_003249_000000462041_00446_19037_7782.N1	21-OCT-2005 00:32:49	Straylight	46.000	52	16Bet Cet	2.0370	4500.0	92	19037	No
8	GOM_NL__2PRFIN20051021_004221_000000352041_00446_19037_7783.N1	21-OCT-2005 00:42:21	Bright	35.000	140	88Gam Peg	2.8340	26000.	70	19037	No
9	GOM_NL__2PRFIN20051021_004615_000000362041_00446_19037_7784.N1	21-OCT-2005 00:46:15	Bright	36.000	58	21Alp And	2.0730	11000.	72	19037	No
10	GOM_NL__2PRFIN20051021_005405_000000372041_00446_19037_7785.N1	21-OCT-2005 00:54:05	Bright	37.000	68	18Alp Cas	2.2250	4500.0	74	19037	No
11	GOM_NL__2PRFIN20051021_010315_000000352041_00446_19037_7786.N1	21-OCT-2005 01:03:15	Bright	35.000	49	1Alp UMi	1.9900	6300.0	70	19037	No
12	GOM_NL__2PRFIN20051021_010633_000000382041_00446_19037_7787.N1	21-OCT-2005 01:06:33	Bright	37.500	60	7Bet UMi	2.0810	3950.0	75	19037	No
13	GOM_NL__2PRFIN20051021_011130_000000372041_00446_19037_7788.N1	21-OCT-2005 01:11:30	Bright	37.000	36	50Alp UMa	1.8000	6300.0	74	19037	No
14	GOM_NL__2PRFIN20051021_011305_000000532041_00446_19037_7789.N1	21-OCT-2005 01:13:05	Bright	53.000	82	48Bet UMa	2.3650	10600.	106	19037	No
15	GOM_NL__2PRFIN20051021_011633_000000362041_00446_19037_7790.N1	21-OCT-2005 01:16:33	Bright	35.500	174	52Psi UMa	3.0040	4400.0	71	19037	No
16	GOM_NL__2PRFIN20051021_012328_000000342041_00446_19037_7791.N1	21-OCT-2005 01:23:28	Bright	34.000	96	68Del Leo	2.5600	9300.0	68	19037	No
17	GOM_NL__2PRFIN20051021_014301_000000402041_00446_19037_7792.N1	21-OCT-2005 01:43:01	Dark	39.500	113	Mu Vel	2.6920	5000.0	79	19037	No
18	GOM_NL__2PRFIN20051021_014725_000000412041_00447_19038_7777.N1	21-OCT-2005 01:47:25	Dark	41.000	46	Del Vel	1.9540	10600.	82	19038	No
19	GOM_NL__2PRFIN20051021_014928_000000382041_00447_19038_7778.N1	21-OCT-2005 01:49:28	Dark	37.500	29	Bet Car	1.6720	10200.	75	19038	No
20	GOM_NL__2PRFIN20051021_020031_000000382041_00447_19038_7779.N1	21-OCT-2005 02:00:31	Dark	37.500	143	Alp Hyi	2.8570	7200.0	75	19038	No
21	GOM_NL__2PRFIN20051021_020157_000000432041_00447_19038_7780.N1	21-OCT-2005 02:01:57	Dark	43.000	9	Alp Eri	0.45300	24000.	86	19038	No
22	GOM_NL__2PRFIN20051021_020652_000000422041_00447_19038_7781.N1	21-OCT-2005 02:06:52	Straylight	42.000	84	Alp Phe	2.3970	4500.0	84	19038	No
23	GOM_NL__2PRFIN20051021_021325_000000442041_00447_19038_7782.N1	21-OCT-2005 02:13:25	Straylight	43.500	52	16Bet Cet	2.0370	4500.0	87	19038	No
24	GOM_NL__2PRFIN20051021_022256_000000362041_00447_19038_7783.N1	21-OCT-2005 02:22:56	Bright	35.500	140	88Gam Peg	2.8340	26000.	71	19038	No
25	GOM_NL__2PRFIN20051021_022651_000000362041_00447_19038_7784.N1	21-OCT-2005 02:26:51	Bright	36.000	58	21Alp And	2.0730	11000.	72	19038	No
26	GOM_NL__2PRFIN20051021_023441_000000342041_00447_19038_7785.N1	21-OCT-2005 02:34:41	Bright	34.000	68	18Alp Cas	2.2250	4500.0	68	19038	No
27	GOM_NL__2PRFIN20051021_024351_000000342041_00447_19038_7786.N1	21-OCT-2005 02:43:51	Bright	34.000	49	1Alp UMi	1.9900	6300.0	68	19038	No
28	GOM_NL__2PRFIN20051021_024709_000000362041_00447_19038_7787.N1	21-OCT-2005 02:47:09	Bright	35.500	60	7Bet UMi	2.0810	3950.0	71	19038	No
29	GOM_NL__2PRFIN20051021_025206_000000532041_00447_19038_7788.N1	21-OCT-2005 02:52:06	Bright	53.000	36	50Alp UMa	1.8000	6300.0	106	19038	No
30	GOM_NL__2PRFIN20051021_025341_000000462041_00447_19038_7789.N1	21-OCT-2005 02:53:41	Bright	45.500	82	48Bet UMa	2.3650	10600.	91	19038	No
31	GOM_NL__2PRFIN20051021_025709_000000372041_00447_19038_7790.N1	21-OCT-2005 02:57:09	Bright	36.500	174	52Psi UMa	3.0040	4400.0	73	19038	No
32	GOM_NL__2PRFIN20051021_030404_000000352041_00447_19038_7791.N1	21-OCT-2005 03:04:04	Bright	34.500	96	68Del Leo	2.5600	9300.0	69	19038	No
33	GOM_NL__2PRFIN20051021_032337_000000382041_00447_19038_7792.N1	21-OCT-2005 03:23:37	Dark	38.000	113	Mu Vel	2.6920	5000.0	76	19038	No
34	GOM_NL__2PRFIN20051021_032801_000000392041_00448_19039_7777.N1	21-OCT-2005 03:28:01	Dark	39.000	46	Del Vel	1.9540	10600.	78	19039	No
35	GOM_NL__2PRFIN20051021_033004_000000382041_00448_19039_7778.N1	21-OCT-2005 03:30:04	Dark	38.000	29	Bet Car	1.6720	10200.	76	19039	No
36	GOM_NL__2PRFIN20051021_034108_000000382041_00448_19039_7779.N1	21-OCT-2005 03:41:08	Dark	38.000	143	Alp Hyi	2.8570	7200.0	76	19039	No
37	GOM_NL__2PRFIN20051021_034233_000000392041_00448_19039_7780.N1	21-OCT-2005 03:42:33	Dark	39.000	9	Alp Eri	0.45300	24000.	78	19039	No
38	GOM_NL__2PRFIN20051021_034728_000000432041_00448_19039_7781.N1	21-OCT-2005 03:47:28	Straylight	42.500	84	Alp Phe	2.3970	4500.0	85	19039	No
39	GOM_NL__2PRFIN20051021_035401_000000442041_00448_19039_7782.N1	21-OCT-2005 03:54:01	Straylight	43.500	52	16Bet Cet	2.0370	4500.0	87	19039	No
40	GOM_NL__2PRFIN20051021_040333_000000362041_00448_19039_7783.N1	21-OCT-2005 04:03:33	Bright	36.000	140	88Gam Peg	2.8340	26000.	72	19039	No
41	GOM_NL__2PRFIN20051021_040727_000000372041_00448_19039_7784.N1	21-OCT-2005 04:07:27	Bright	37.000	58	21Alp And	2.0730	11000.	74	19039	No
42	GOM_NL__2PRFIN20051021_041517_000000362041_00448_19039_7785.N1	21-OCT-2005 04:15:17	Bright	35.500	68	18Alp Cas	2.2250	4500.0	71	19039	No

43	GOM_NL__2PRFIN20051021_042427_000000362041_00448_19039_7786.N1	21-OCT-2005 04:24:27	Bright	35.500	49	1Alp UMi	1.9900	6300.0	71	19039	No
44	GOM_NL__2PRFIN20051021_042746_000000332041_00448_19039_7787.N1	21-OCT-2005 04:27:46	Bright	33.000	60	7Bet UMi	2.0810	3950.0	66	19039	No
45	GOM_NL__2PRFIN20051021_043242_000000372041_00448_19039_7788.N1	21-OCT-2005 04:32:42	Bright	37.000	36	50Alp UMa	1.8000	6300.0	74	19039	No
46	GOM_NL__2PRFIN20051021_043417_000000362041_00448_19039_7789.N1	21-OCT-2005 04:34:17	Bright	36.000	82	48Bet UMa	2.3650	10600.	72	19039	No
47	GOM_NL__2PRFIN20051021_043745_000000372041_00448_19039_7790.N1	21-OCT-2005 04:37:45	Bright	36.500	174	52Psi UMa	3.0040	4400.0	73	19039	No
48	GOM_NL__2PRFIN20051021_044440_000000352041_00448_19039_7791.N1	21-OCT-2005 04:44:40	Bright	34.500	96	68Del Leo	2.5600	9300.0	69	19039	No
49	GOM_NL__2PRFIN20051021_050414_000000402041_00448_19039_7792.N1	21-OCT-2005 05:04:14	Dark	40.000	113	Mu Vel	2.6920	5000.0	80	19039	No
50	GOM_NL__2PRFIN20051021_050838_000000402041_00449_19040_7777.N1	21-OCT-2005 05:08:38	Dark	40.000	46	Del Vel	1.9540	10600.	80	19040	No
51	GOM_NL__2PRFIN20051021_051041_000000372041_00449_19040_7778.N1	21-OCT-2005 05:10:41	Dark	36.500	29	Bet Car	1.6720	10200.	73	19040	No
52	GOM_NL__2PRFIN20051021_052144_000000382041_00449_19040_7779.N1	21-OCT-2005 05:21:44	Dark	37.500	143	Alp Hyi	2.8570	7200.0	75	19040	No
53	GOM_NL__2PRFIN20051021_052309_000000382041_00449_19040_7780.N1	21-OCT-2005 05:23:09	Dark	37.500	9	Alp Eri	0.45300	24000.	75	19040	No
54	GOM_NL__2PRFIN20051021_052804_000000392041_00449_19040_7781.N1	21-OCT-2005 05:28:04	Straylight	38.500	84	Alp Phe	2.3970	4500.0	77	19040	No
55	GOM_NL__2PRFIN20051021_053437_000000382041_00449_19040_7782.N1	21-OCT-2005 05:34:37	Straylight	38.000	52	16Bet Cet	2.0370	4500.0	76	19040	No
56	GOM_NL__2PRFIN20051021_054409_000000362041_00449_19040_7783.N1	21-OCT-2005 05:44:09	Bright	35.500	140	88Gam Peg	2.8340	26000.	71	19040	No
57	GOM_NL__2PRFIN20051021_054803_000000372041_00449_19040_7784.N1	21-OCT-2005 05:48:03	Bright	37.000	58	21Alp And	2.0730	11000.	74	19040	No
58	GOM_NL__2PRFIN20051021_055553_000000372041_00449_19040_7785.N1	21-OCT-2005 05:55:53	Bright	37.000	68	18Alp Cas	2.2250	4500.0	74	19040	No
59	GOM_NL__2PRFIN20051021_060503_000000362041_00449_19040_7786.N1	21-OCT-2005 06:05:03	Bright	36.000	49	1Alp UMi	1.9900	6300.0	72	19040	No
60	GOM_NL__2PRFIN20051021_060822_000000372041_00449_19040_7787.N1	21-OCT-2005 06:08:22	Bright	37.000	60	7Bet UMi	2.0810	3950.0	74	19040	No
61	GOM_NL__2PRFIN20051021_061318_000000382041_00449_19040_7788.N1	21-OCT-2005 06:13:18	Bright	37.500	36	50Alp UMa	1.8000	6300.0	75	19040	No
62	GOM_NL__2PRFIN20051021_061453_000000532041_00449_19040_7789.N1	21-OCT-2005 06:14:53	Bright	53.000	82	48Bet UMa	2.3650	10600.	106	19040	No
63	GOM_NL__2PRFIN20051021_061821_000000362041_00449_19040_7790.N1	21-OCT-2005 06:18:21	Bright	35.500	174	52Psi UMa	3.0040	4400.0	71	19040	No
64	GOM_NL__2PRFIN20051021_062516_000000352041_00449_19040_7791.N1	21-OCT-2005 06:25:16	Bright	34.500	96	68Del Leo	2.5600	9300.0	69	19040	No
65	GOM_NL__2PRFIN20051021_064450_000000402041_00449_19040_7792.N1	21-OCT-2005 06:44:50	Dark	40.000	113	Mu Vel	2.6920	5000.0	80	19040	No
66	GOM_NL__2PRFIN20051021_064915_000000392041_00450_19041_7797.N1	21-OCT-2005 06:49:15	Dark	39.000	46	Del Vel	1.9540	10600.	78	19041	No
67	GOM_NL__2PRFIN20051021_065117_000000412041_00450_19041_7798.N1	21-OCT-2005 06:51:17	Dark	40.500	29	Bet Car	1.6720	10200.	81	19041	No
68	GOM_NL__2PRFIN20051021_070220_000000402041_00450_19041_7799.N1	21-OCT-2005 07:02:20	Dark	40.000	143	Alp Hyi	2.8570	7200.0	80	19041	No
69	GOM_NL__2PRFIN20051021_070346_000000442041_00450_19041_7800.N1	21-OCT-2005 07:03:46	Dark	43.500	9	Alp Eri	0.45300	24000.	87	19041	No
70	GOM_NL__2PRFIN20051021_070840_000000412041_00450_19041_7801.N1	21-OCT-2005 07:08:40	Straylight	40.500	84	Alp Phe	2.3970	4500.0	81	19041	No
71	GOM_NL__2PRFIN20051021_072445_000000362041_00450_19041_7802.N1	21-OCT-2005 07:24:45	Bright	36.000	140	88Gam Peg	2.8340	26000.	72	19041	No
72	GOM_NL__2PRFIN20051021_072839_000000372041_00450_19041_7803.N1	21-OCT-2005 07:28:39	Bright	37.000	58	21Alp And	2.0730	11000.	74	19041	No
73	GOM_NL__2PRFIN20051021_073629_000000372041_00450_19041_7804.N1	21-OCT-2005 07:36:29	Bright	37.000	68	18Alp Cas	2.2250	4500.0	74	19041	No
74	GOM_NL__2PRFIN20051021_074539_000000342041_00450_19041_7805.N1	21-OCT-2005 07:45:39	Bright	33.500	49	1Alp UMi	1.9900	6300.0	67	19041	No
75	GOM_NL__2PRFIN20051021_074858_000000372041_00450_19041_7806.N1	21-OCT-2005 07:48:58	Bright	36.500	60	7Bet UMi	2.0810	3950.0	73	19041	No
76	GOM_NL__2PRFIN20051021_075354_000000382041_00450_19041_7807.N1	21-OCT-2005 07:53:54	Bright	37.500	36	50Alp UMa	1.8000	6300.0	75	19041	No
77	GOM_NL__2PRFIN20051021_075529_000000372041_00450_19041_7808.N1	21-OCT-2005 07:55:29	Bright	36.500	82	48Bet UMa	2.3650	10600.	73	19041	No
78	GOM_NL__2PRFIN20051021_075857_000000362041_00450_19041_7809.N1	21-OCT-2005 07:58:57	Bright	35.500	174	52Psi UMa	3.0040	4400.0	71	19041	No
79	GOM_NL__2PRFIN20051021_080553_000000342041_00450_19041_7810.N1	21-OCT-2005 08:05:53	Bright	34.000	96	68Del Leo	2.5600	9300.0	68	19041	No
80	GOM_NL__2PRFIN20051021_082526_000000392041_00450_19041_7811.N1	21-OCT-2005 08:25:26	Dark	39.000	113	Mu Vel	2.6920	5000.0	78	19041	No
81	GOM_NL__2PRFIN20051021_082951_000000412041_00451_19042_7797.N1	21-OCT-2005 08:29:51	Dark	41.000	46	Del Vel	1.9540	10600.	82	19042	No
82	GOM_NL__2PRFIN20051021_083153_000000382041_00451_19042_7798.N1	21-OCT-2005 08:31:53	Dark	38.000	29	Bet Car	1.6720	10200.	76	19042	No
83	GOM_NL__2PRFIN20051021_084256_000000392041_00451_19042_7799.N1	21-OCT-2005 08:42:56	Dark	39.000	143	Alp Hyi	2.8570	7200.0	78	19042	No
84	GOM_NL__2PRFIN20051021_084422_000000502041_00451_19042_7800.N1	21-OCT-2005 08:44:22	Dark	49.500	9	Alp Eri	0.45300	24000.	99	19042	No
85	GOM_NL__2PRFIN20051021_084916_000000422041_00451_19042_7801.N1	21-OCT-2005 08:49:16	Straylight	42.000	84	Alp Phe	2.3970	4500.0	84	19042	No
86	GOM_NL__2PRFIN20051021_085550_000000382041_00451_19042_7802.N1	21-OCT-2005 08:55:50	Straylight	38.000	52	16Bet Cet	2.0370	4500.0	76	19042	No
87	GOM_NL__2PRFIN20051021_090521_000000362041_00451_19042_7803.N1	21-OCT-2005 09:05:21	Bright	35.500	140	88Gam Peg	2.8340	26000.	71	19042	No
88	GOM_NL__2PRFIN20051021_090915_000000362041_00451_19042_7804.N1	21-OCT-2005 09:09:15	Bright	35.500	58	21Alp And	2.0730	11000.	71	19042	No
89	GOM_NL__2PRFIN20051021_091705_000000352041_00451_19042_7805.N1	21-OCT-2005 09:17:05	Bright	35.000	68	18Alp Cas	2.2250	4500.0	70	19042	No
90	GOM_NL__2PRFIN20051021_092615_000000352041_00451_19042_7806.N1	21-OCT-2005 09:26:15	Bright	35.000	49	1Alp UMi	1.9900	6300.0	70	19042	No
91	GOM_NL__2PRFIN20051021_092934_000000372041_00451_19042_7807.N1	21-OCT-2005 09:29:34	Bright	37.000	60	7Bet UMi	2.0810	3950.0	74	19042	No
92	GOM_NL__2PRFIN20051021_093430_000000382041_00451_19042_7808.N1	21-OCT-2005 09:34:30	Bright	37.500	36	50Alp UMa	1.8000	6300.0	75	19042	No
93	GOM_NL__2PRFIN20051021_093605_000000372041_00451_19042_7809.N1	21-OCT-2005 09:36:05	Bright	36.500	82	48Bet UMa	2.3650	10600.	73	19042	No
94	GOM_NL__2PRFIN20051021_093934_000000362041_00451_19042_7810.N1	21-OCT-2005 09:39:34	Bright	36.000	174	52Psi UMa	3.0040	4400.0	72	19042	No
95	GOM_NL__2PRFIN20051021_094629_000000342041_00451_19042_7811.N1	21-OCT-2005 09:46:29	Bright	34.000	96	68Del Leo	2.5600	9300.0	68	19042	No
96	GOM_NL__2PRFIN20051021_100602_000000392041_00451_19042_7812.N1	21-OCT-2005 10:06:02	Dark	38.500	113	Mu Vel	2.6920	5000.0	77	19042	No
97	GOM_NL__2PRFIN20051021_101028_000000392041_00452_19043_7797.N1	21-OCT-2005 10:10:28	Dark	39.000	46	Del Vel	1.9540	10600.	78	19043	No
98	GOM_NL__2PRFIN20051021_101229_000000382041_00452_19043_7798.N1	21-OCT-2005 10:12:29	Dark	38.000	29	Bet Car	1.6720	10200.	76	19043	No
99	GOM_NL__2PRFIN20051021_102333_000000372041_00452_19043_7799.N1	21-OCT-2005 10:23:33	Dark	36.500	143	Alp Hyi	2.8570	7200.0	73	19043	No
100	GOM_NL__2PRFIN20051021_102458_000000402041_00452_19043_7800.N1	21-OCT-2005 10:24:58	Dark	40.000	9	Alp Eri	0.45300	24000.	80	19043	No
101	GOM_NL__2PRFIN20051021_102952_000000392041_00452_19043_7801.N1	21-OCT-2005 10:29:52	Straylight	39.000	84	Alp Phe	2.3970	4500.0	78	19043	No



102	GOM_NL__2PRFIN20051021_103626_000000452041_00452_19043_7802.N1	21-OCT-2005 10:36:26	Straylight	45.000	52	16Bet Cet	2.0370	4500.0	90	19043	No
103	GOM_NL__2PRFIN20051021_104557_000000362041_00452_19043_7803.N1	21-OCT-2005 10:45:57	Bright	36.000	140	88Gam Peg	2.8340	26000.	72	19043	No
104	GOM_NL__2PRFIN20051021_104951_000000362041_00452_19043_7804.N1	21-OCT-2005 10:49:51	Bright	36.000	58	21Alp And	2.0730	11000.	72	19043	No
105	GOM_NL__2PRFIN20051021_105741_000000372041_00452_19043_7805.N1	21-OCT-2005 10:57:41	Bright	36.500	68	18Alp Cas	2.2250	4500.0	73	19043	No
106	GOM_NL__2PRFIN20051021_110651_000000352041_00452_19043_7806.N1	21-OCT-2005 11:06:51	Bright	35.000	49	1Alp UMi	1.9900	6300.0	70	19043	No
107	GOM_NL__2PRFIN20051021_111010_000000362041_00452_19043_7807.N1	21-OCT-2005 11:10:10	Bright	36.000	60	7Bet UMi	2.0810	3950.0	72	19043	No
108	GOM_NL__2PRFIN20051021_111506_000000392041_00452_19043_7808.N1	21-OCT-2005 11:15:06	Bright	38.500	36	50Alp UMa	1.8000	6300.0	77	19043	No
109	GOM_NL__2PRFIN20051021_111641_000000352041_00452_19043_7809.N1	21-OCT-2005 11:16:41	Bright	35.000	82	48Bet UMa	2.3650	10600.	70	19043	No
110	GOM_NL__2PRFIN20051021_112009_000000362041_00452_19043_7810.N1	21-OCT-2005 11:20:09	Bright	36.000	174	52Psi UMa	3.0040	4400.0	72	19043	No
111	GOM_NL__2PRFIN20051021_112705_000000342041_00452_19043_7811.N1	21-OCT-2005 11:27:05	Bright	33.500	96	68Del Leo	2.5600	9300.0	67	19043	No
112	GOM_NL__2PRFIN20051021_114639_000000412041_00452_19043_7812.N1	21-OCT-2005 11:46:39	Dark	41.000	113	Mu Vel	2.6920	5000.0	82	19043	No
113	GOM_NL__2PRFIN20051021_115104_000000402041_00453_19044_7797.N1	21-OCT-2005 11:51:04	Dark	39.500	46	Del Vel	1.9540	10600.	79	19044	No
114	GOM_NL__2PRFIN20051021_115305_000000392041_00453_19044_7798.N1	21-OCT-2005 11:53:05	Dark	38.500	29	Bet Car	1.6720	10200.	77	19044	No
115	GOM_NL__2PRFIN20051021_120409_000000382041_00453_19044_7799.N1	21-OCT-2005 12:04:09	Dark	37.500	143	Alp Hyi	2.8570	7200.0	75	19044	No
116	GOM_NL__2PRFIN20051021_120534_000000452041_00453_19044_7800.N1	21-OCT-2005 12:05:34	Dark	44.500	9	Alp Eri	0.45300	24000.	89	19044	No
117	GOM_NL__2PRFIN20051021_121028_000000412041_00453_19044_7801.N1	21-OCT-2005 12:10:28	Straylight	40.500	84	Alp Phe	2.3970	4500.0	81	19044	No
118	GOM_NL__2PRFIN20051021_121702_000000452041_00453_19044_7802.N1	21-OCT-2005 12:17:02	Straylight	45.000	52	16Bet Cet	2.0370	4500.0	90	19044	No
119	GOM_NL__2PRFIN20051021_122633_000000362041_00453_19044_7803.N1	21-OCT-2005 12:26:33	Bright	36.000	140	88Gam Peg	2.8340	26000.	72	19044	No
120	GOM_NL__2PRFIN20051021_123027_000000372041_00453_19044_7804.N1	21-OCT-2005 12:30:27	Bright	36.500	58	21Alp And	2.0730	11000.	73	19044	No
121	GOM_NL__2PRFIN20051021_123816_000000392041_00453_19044_7805.N1	21-OCT-2005 12:38:16	Bright	38.500	68	18Alp Cas	2.2250	4500.0	77	19044	No
122	GOM_NL__2PRFIN20051021_124727_000000362041_00453_19044_7806.N1	21-OCT-2005 12:47:27	Bright	36.000	49	1Alp UMi	1.9900	6300.0	72	19044	No
123	GOM_NL__2PRFIN20051021_125046_000000362041_00453_19044_7807.N1	21-OCT-2005 12:50:46	Bright	36.000	60	7Bet UMi	2.0810	3950.0	72	19044	No
124	GOM_NL__2PRFIN20051021_125542_000000342041_00453_19044_7808.N1	21-OCT-2005 12:55:42	Bright	34.000	36	50Alp UMa	1.8000	6300.0	68	19044	No
125	GOM_NL__2PRFIN20051021_125716_000000372041_00453_19044_7809.N1	21-OCT-2005 12:57:16	Bright	36.500	82	48Bet UMa	2.3650	10600.	73	19044	No
126	GOM_NL__2PRFIN20051021_130045_000000372041_00453_19044_7810.N1	21-OCT-2005 13:00:45	Bright	37.000	174	52Psi UMa	3.0040	4400.0	74	19044	No
127	GOM_NL__2PRFIN20051021_130741_000000352041_00453_19044_7811.N1	21-OCT-2005 13:07:41	Bright	34.500	96	68Del Leo	2.5600	9300.0	69	19044	No
128	GOM_NL__2PRFIN20051021_132715_000000402041_00453_19044_7812.N1	21-OCT-2005 13:27:15	Dark	40.000	113	Mu Vel	2.6920	5000.0	80	19044	No
129	GOM_NL__2PRFIN20051021_133140_000000412041_00454_19045_7797.N1	21-OCT-2005 13:31:40	Dark	40.500	46	Del Vel	1.9540	10600.	81	19045	No
130	GOM_NL__2PRFIN20051021_133342_000000382041_00454_19045_7798.N1	21-OCT-2005 13:33:42	Dark	38.000	29	Bet Car	1.6720	10200.	76	19045	No
131	GOM_NL__2PRFIN20051021_134445_000000382041_00454_19045_7799.N1	21-OCT-2005 13:44:45	Dark	37.500	143	Alp Hyi	2.8570	7200.0	75	19045	No
132	GOM_NL__2PRFIN20051021_134610_000000442041_00454_19045_7800.N1	21-OCT-2005 13:46:10	Dark	44.000	9	Alp Eri	0.45300	24000.	88	19045	No
133	GOM_NL__2PRFIN20051021_135104_000000422041_00454_19045_7801.N1	21-OCT-2005 13:51:04	Straylight	41.500	84	Alp Phe	2.3970	4500.0	83	19045	No
134	GOM_NL__2PRFIN20051021_135738_000000442041_00454_19045_7802.N1	21-OCT-2005 13:57:38	Straylight	44.000	52	16Bet Cet	2.0370	4500.0	88	19045	No
135	GOM_NL__2PRFIN20051021_140709_000000352041_00454_19045_7803.N1	21-OCT-2005 14:07:09	Bright	34.500	140	88Gam Peg	2.8340	26000.	69	19045	No
136	GOM_NL__2PRFIN20051021_141103_000000372041_00454_19045_7804.N1	21-OCT-2005 14:11:03	Bright	36.500	58	21Alp And	2.0730	11000.	73	19045	No
137	GOM_NL__2PRFIN20051021_141852_000000372041_00454_19045_7805.N1	21-OCT-2005 14:18:52	Bright	37.000	68	18Alp Cas	2.2250	4500.0	74	19045	No
138	GOM_NL__2PRFIN20051021_142803_000000352041_00454_19045_7806.N1	21-OCT-2005 14:28:03	Bright	35.000	49	1Alp UMi	1.9900	6300.0	70	19045	No
139	GOM_NL__2PRFIN20051021_143123_000000362041_00454_19045_7807.N1	21-OCT-2005 14:31:23	Bright	36.000	60	7Bet UMi	2.0810	3950.0	72	19045	No
140	GOM_NL__2PRFIN20051021_143618_000000372041_00454_19045_7808.N1	21-OCT-2005 14:36:18	Bright	37.000	36	50Alp UMa	1.8000	6300.0	74	19045	No
141	GOM_NL__2PRFIN20051021_143752_000000362041_00454_19045_7809.N1	21-OCT-2005 14:37:52	Bright	36.000	82	48Bet UMa	2.3650	10600.	72	19045	No
142	GOM_NL__2PRFIN20051021_144121_000000532041_00454_19045_7810.N1	21-OCT-2005 14:41:21	Bright	53.000	174	52Psi UMa	3.0040	4400.0	106	19045	No
143	GOM_NL__2PRFIN20051021_144817_000000352041_00454_19045_7811.N1	21-OCT-2005 14:48:17	Bright	34.500	96	68Del Leo	2.5600	9300.0	69	19045	No
144	GOM_NL__2PRFIN20051021_150751_000000402041_00454_19045_7812.N1	21-OCT-2005 15:07:51	Dark	40.000	113	Mu Vel	2.6920	5000.0	80	19045	No
145	GOM_NL__2PRFIN20051021_151217_000000402041_00455_19046_7797.N1	21-OCT-2005 15:12:17	Dark	40.000	46	Del Vel	1.9540	10600.	80	19046	No
146	GOM_NL__2PRFIN20051021_151418_000000392041_00455_19046_7798.N1	21-OCT-2005 15:14:18	Dark	39.000	29	Bet Car	1.6720	10200.	78	19046	No
147	GOM_NL__2PRFIN20051021_152521_000000382041_00455_19046_7799.N1	21-OCT-2005 15:25:21	Dark	37.500	143	Alp Hyi	2.8570	7200.0	75	19046	No
148	GOM_NL__2PRFIN20051021_152646_000000392041_00455_19046_7800.N1	21-OCT-2005 15:26:46	Dark	39.000	9	Alp Eri	0.45300	24000.	78	19046	No
149	GOM_NL__2PRFIN20051021_153141_000000382041_00455_19046_7801.N1	21-OCT-2005 15:31:41	Straylight	38.000	84	Alp Phe	2.3970	4500.0	76	19046	No
150	GOM_NL__2PRFIN20051021_153814_000000452041_00455_19046_7802.N1	21-OCT-2005 15:38:14	Straylight	44.500	52	16Bet Cet	2.0370	4500.0	89	19046	No
151	GOM_NL__2PRFIN20051021_154745_000000352041_00455_19046_7803.N1	21-OCT-2005 15:47:45	Bright	34.500	140	88Gam Peg	2.8340	26000.	69	19046	No
152	GOM_NL__2PRFIN20051021_155139_000000372041_00455_19046_7804.N1	21-OCT-2005 15:51:39	Bright	36.500	58	21Alp And	2.0730	11000.	73	19046	No
153	GOM_NL__2PRFIN20051021_155928_000000372041_00455_19046_7805.N1	21-OCT-2005 15:59:28	Bright	36.500	68	18Alp Cas	2.2250	4500.0	73	19046	No
154	GOM_NL__2PRFIN20051021_160839_000000362041_00455_19046_7806.N1	21-OCT-2005 16:08:39	Bright	35.500	49	1Alp UMi	1.9900	6300.0	71	19046	No
155	GOM_NL__2PRFIN20051021_161159_000000362041_00455_19046_7807.N1	21-OCT-2005 16:11:59	Bright	36.000	60	7Bet UMi	2.0810	3950.0	72	19046	No
156	GOM_NL__2PRFIN20051021_161654_000000392041_00455_19046_7808.N1	21-OCT-2005 16:16:54	Bright	38.500	36	50Alp UMa	1.8000	6300.0	77	19046	No
157	GOM_NL__2PRFIN20051021_161828_000000362041_00455_19046_7809.N1	21-OCT-2005 16:18:28	Bright	35.500	82	48Bet UMa	2.3650	10600.	71	19046	No
158	GOM_NL__2PRFIN20051021_162157_000000372041_00455_19046_7810.N1	21-OCT-2005 16:21:57	Bright	36.500	174	52Psi UMa	3.0040	4400.0	73	19046	No
159	GOM_NL__2PRFIN20051021_162853_000000382041_00455_19046_7811.N1	21-OCT-2005 16:28:53	Bright	38.000	96	68Del Leo	2.5600	9300.0	76	19046	No
160	GOM_NL__2PRFIN20051021_164827_000000402041_00455_19046_7812.N1	21-OCT-2005 16:48:27	Dark	39.500	113	Mu Vel	2.6920	5000.0	79	19046	No

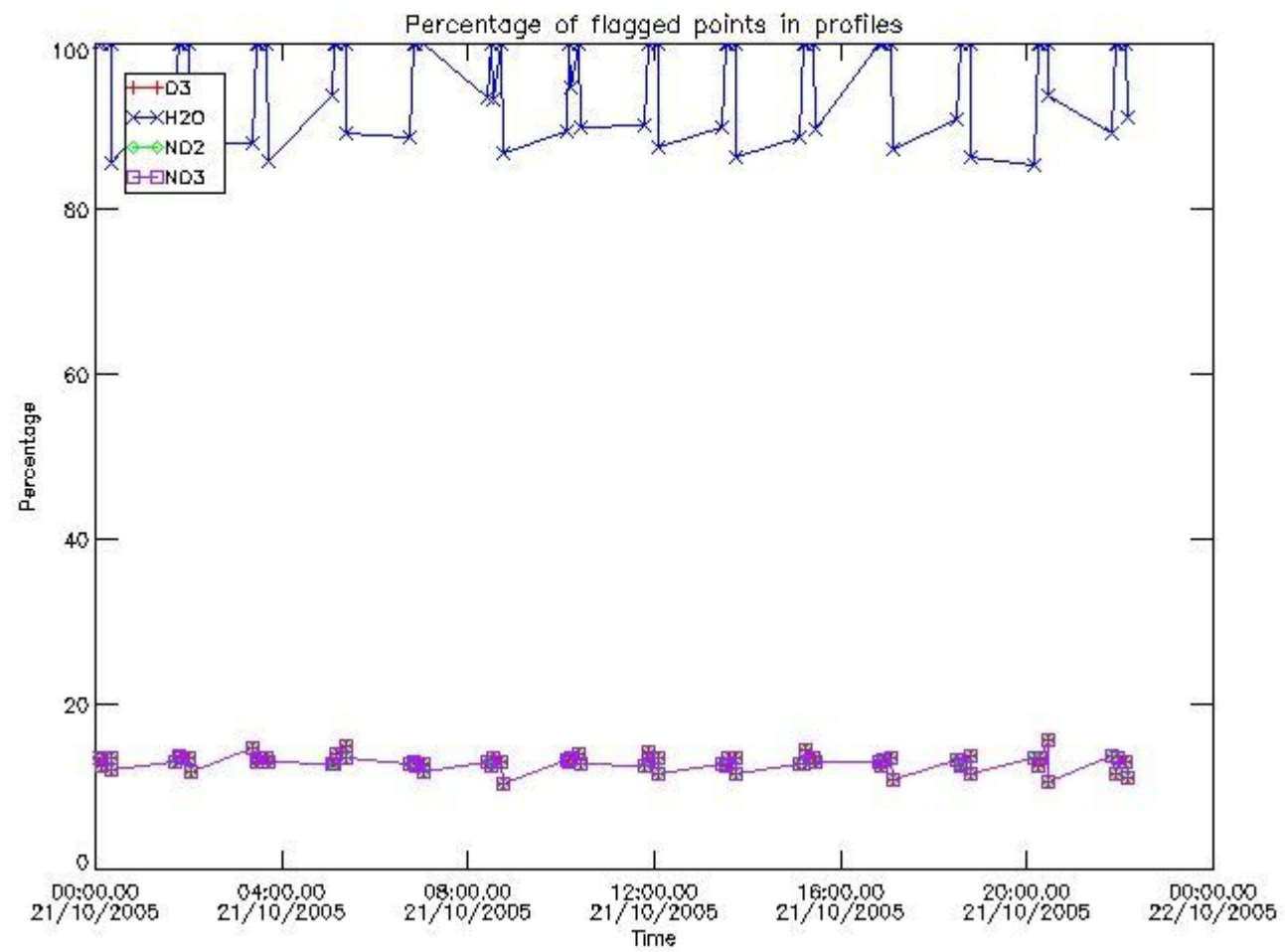
161	GOM_NL__2PRFIN20051021_165253_000000412041_00456_19047_7797.N1	21-OCT-2005 16:52:53	Dark	41.000	46	Del Vel	1.9540	10600.	82	19047	No
162	GOM_NL__2PRFIN20051021_165454_000000422041_00456_19047_7798.N1	21-OCT-2005 16:54:54	Dark	42.000	29	Bet Car	1.6720	10200.	84	19047	No
163	GOM_NL__2PRFIN20051021_170557_000000382041_00456_19047_7799.N1	21-OCT-2005 17:05:57	Dark	38.000	143	Alp Hyi	2.8570	7200.0	76	19047	No
164	GOM_NL__2PRFIN20051021_170723_000000472041_00456_19047_7800.N1	21-OCT-2005 17:07:23	Dark	47.000	9	Alp Eri	0.45300	24000.	94	19047	No
165	GOM_NL__2PRFIN20051021_171217_000000402041_00456_19047_7801.N1	21-OCT-2005 17:12:17	Straylight	39.500	84	Alp Phe	2.3970	4500.0	79	19047	No
166	GOM_NL__2PRFIN20051021_171850_000000452041_00456_19047_7802.N1	21-OCT-2005 17:18:50	Straylight	45.000	52	16Bet Cet	2.0370	4500.0	90	19047	No
167	GOM_NL__2PRFIN20051021_172821_000000352041_00456_19047_7803.N1	21-OCT-2005 17:28:21	Bright	34.500	140	88Gam Peg	2.8340	26000.	69	19047	No
168	GOM_NL__2PRFIN20051021_173215_000000362041_00456_19047_7804.N1	21-OCT-2005 17:32:15	Bright	35.500	58	21Alp And	2.0730	11000.	71	19047	No
169	GOM_NL__2PRFIN20051021_174004_000000362041_00456_19047_7805.N1	21-OCT-2005 17:40:04	Bright	35.500	68	18Alp Cas	2.2250	4500.0	71	19047	No
170	GOM_NL__2PRFIN20051021_174915_000000382041_00456_19047_7806.N1	21-OCT-2005 17:49:15	Bright	37.500	49	1Alp UMi	1.9900	6300.0	75	19047	No
171	GOM_NL__2PRFIN20051021_175235_000000362041_00456_19047_7807.N1	21-OCT-2005 17:52:35	Bright	36.000	60	7Bet UMi	2.0810	3950.0	72	19047	No
172	GOM_NL__2PRFIN20051021_175730_000000362041_00456_19047_7808.N1	21-OCT-2005 17:57:30	Bright	36.000	36	50Alp UMa	1.8000	6300.0	72	19047	No
173	GOM_NL__2PRFIN20051021_175904_000000372041_00456_19047_7809.N1	21-OCT-2005 17:59:04	Bright	37.000	82	48Bet UMa	2.3650	10600.	74	19047	No
174	GOM_NL__2PRFIN20051021_180233_000000362041_00456_19047_7810.N1	21-OCT-2005 18:02:33	Bright	36.000	174	52Psi UMa	3.0040	4400.0	72	19047	No
175	GOM_NL__2PRFIN20051021_180929_000000352041_00456_19047_7811.N1	21-OCT-2005 18:09:29	Bright	35.000	96	68Del Leo	2.5600	9300.0	70	19047	No
176	GOM_NL__2PRFIN20051021_182903_000000392041_00456_19047_7812.N1	21-OCT-2005 18:29:03	Dark	38.500	113	Mu Vel	2.6920	5000.0	77	19047	No
177	GOM_NL__2PRFIN20051021_183330_000000412041_00457_19048_7797.N1	21-OCT-2005 18:33:30	Dark	41.000	46	Del Vel	1.9540	10600.	82	19048	No
178	GOM_NL__2PRFIN20051021_183530_000000402041_00457_19048_7798.N1	21-OCT-2005 18:35:30	Dark	40.000	29	Bet Car	1.6720	10200.	80	19048	No
179	GOM_NL__2PRFIN20051021_184634_000000372041_00457_19048_7799.N1	21-OCT-2005 18:46:34	Dark	37.000	143	Alp Hyi	2.8570	7200.0	74	19048	No
180	GOM_NL__2PRFIN20051021_184759_000000442041_00457_19048_7800.N1	21-OCT-2005 18:47:59	Dark	44.000	9	Alp Eri	0.45300	24000.	88	19048	No
181	GOM_NL__2PRFIN20051021_185253_000000422041_00457_19048_7801.N1	21-OCT-2005 18:52:53	Straylight	41.500	84	Alp Phe	2.3970	4500.0	83	19048	No
182	GOM_NL__2PRFIN20051021_185926_000000422041_00457_19048_7802.N1	21-OCT-2005 18:59:26	Straylight	42.000	52	16Bet Cet	2.0370	4500.0	84	19048	No
183	GOM_NL__2PRFIN20051021_190857_000000352041_00457_19048_7803.N1	21-OCT-2005 19:08:57	Bright	35.000	140	88Gam Peg	2.8340	26000.	70	19048	No
184	GOM_NL__2PRFIN20051021_191251_000000352041_00457_19048_7804.N1	21-OCT-2005 19:12:51	Bright	34.500	58	21Alp And	2.0730	11000.	69	19048	No
185	GOM_NL__2PRFIN20051021_192040_000000362041_00457_19048_7805.N1	21-OCT-2005 19:20:40	Bright	35.500	68	18Alp Cas	2.2250	4500.0	71	19048	No
186	GOM_NL__2PRFIN20051021_192951_000000372041_00457_19048_7806.N1	21-OCT-2005 19:29:51	Bright	36.500	49	1Alp UMi	1.9900	6300.0	73	19048	No
187	GOM_NL__2PRFIN20051021_193311_000000372041_00457_19048_7807.N1	21-OCT-2005 19:33:11	Bright	36.500	60	7Bet UMi	2.0810	3950.0	73	19048	No
188	GOM_NL__2PRFIN20051021_193806_000000382041_00457_19048_7808.N1	21-OCT-2005 19:38:06	Bright	38.000	36	50Alp UMa	1.8000	6300.0	76	19048	No
189	GOM_NL__2PRFIN20051021_193940_000000342041_00457_19048_7809.N1	21-OCT-2005 19:39:40	Bright	34.000	82	48Bet UMa	2.3650	10600.	68	19048	No
190	GOM_NL__2PRFIN20051021_194309_000000542041_00457_19048_7810.N1	21-OCT-2005 19:43:09	Bright	54.000	174	52Psi UMa	3.0040	4400.0	108	19048	No
191	GOM_NL__2PRFIN20051021_195006_000000352041_00457_19048_7811.N1	21-OCT-2005 19:50:06	Bright	35.000	96	68Del Leo	2.5600	9300.0	70	19048	No
192	GOM_NL__2PRFIN20051021_200940_000000382041_00457_19048_7812.N1	21-OCT-2005 20:09:40	Dark	38.000	113	Mu Vel	2.6920	5000.0	76	19048	No
193	GOM_NL__2PRFIN20051021_201407_000000412041_00458_19049_7798.N1	21-OCT-2005 20:14:07	Dark	41.000	46	Del Vel	1.9540	10600.	82	19049	No
194	GOM_NL__2PRFIN20051021_201607_000000382041_00458_19049_7799.N1	21-OCT-2005 20:16:07	Dark	37.500	29	Bet Car	1.6720	10200.	75	19049	No
195	GOM_NL__2PRFIN20051021_202710_000000362041_00458_19049_7800.N1	21-OCT-2005 20:27:10	Dark	36.000	143	Alp Hyi	2.8570	7200.0	72	19049	No
196	GOM_NL__2PRFIN20051021_202835_000000482041_00458_19049_7801.N1	21-OCT-2005 20:28:35	Dark	47.500	9	Alp Eri	0.45300	24000.	95	19049	No
197	GOM_NL__2PRFIN20051021_203329_000000402041_00458_19049_7802.N1	21-OCT-2005 20:33:29	Straylight	40.000	84	Alp Phe	2.3970	4500.0	80	19049	No
198	GOM_NL__2PRFIN20051021_204002_000000422041_00458_19049_7803.N1	21-OCT-2005 20:40:02	Straylight	42.000	52	16Bet Cet	2.0370	4500.0	84	19049	No
199	GOM_NL__2PRFIN20051021_204933_000000352041_00458_19049_7804.N1	21-OCT-2005 20:49:33	Bright	35.000	140	88Gam Peg	2.8340	26000.	70	19049	No
200	GOM_NL__2PRFIN20051021_205327_000000362041_00458_19049_7805.N1	21-OCT-2005 20:53:27	Bright	35.500	58	21Alp And	2.0730	11000.	71	19049	No
201	GOM_NL__2PRFIN20051021_210116_000000372041_00458_19049_7806.N1	21-OCT-2005 21:01:16	Bright	36.500	68	18Alp Cas	2.2250	4500.0	73	19049	No
202	GOM_NL__2PRFIN20051021_211027_000000372041_00458_19049_7807.N1	21-OCT-2005 21:10:27	Bright	37.000	49	1Alp UMi	1.9900	6300.0	74	19049	No
203	GOM_NL__2PRFIN20051021_211347_000000332041_00458_19049_7808.N1	21-OCT-2005 21:13:47	Bright	32.500	60	7Bet UMi	2.0810	3950.0	65	19049	No
204	GOM_NL__2PRFIN20051021_211842_000000392041_00458_19049_7809.N1	21-OCT-2005 21:18:42	Bright	38.500	36	50Alp UMa	1.8000	6300.0	77	19049	No
205	GOM_NL__2PRFIN20051021_212016_000000372041_00458_19049_7810.N1	21-OCT-2005 21:20:16	Bright	36.500	82	48Bet UMa	2.3650	10600.	73	19049	No
206	GOM_NL__2PRFIN20051021_212345_000000492041_00458_19049_7811.N1	21-OCT-2005 21:23:45	Bright	48.500	174	52Psi UMa	3.0040	4400.0	97	19049	No
207	GOM_NL__2PRFIN20051021_213042_000000352041_00458_19049_7812.N1	21-OCT-2005 21:30:42	Bright	35.000	96	68Del Leo	2.5600	9300.0	70	19049	No
208	GOM_NL__2PRFIN20051021_215016_000000372041_00458_19049_7813.N1	21-OCT-2005 21:50:16	Dark	37.000	113	Mu Vel	2.6920	5000.0	74	19049	No
209	GOM_NL__2PRFIN20051021_215443_000000442041_00459_19050_7799.N1	21-OCT-2005 21:54:43	Dark	44.000	46	Del Vel	1.9540	10600.	88	19050	No
210	GOM_NL__2PRFIN20051021_215643_000000382041_00459_19050_7800.N1	21-OCT-2005 21:56:43	Dark	37.500	29	Bet Car	1.6720	10200.	75	19050	No
211	GOM_NL__2PRFIN20051021_220746_000000402041_00459_19050_7801.N1	21-OCT-2005 22:07:46	Dark	39.500	143	Alp Hyi	2.8570	7200.0	79	19050	No
212	GOM_NL__2PRFIN20051021_220911_000000462041_00459_19050_7802.N1	21-OCT-2005 22:09:11	Dark	45.500	9	Alp Eri	0.45300	24000.	91	19050	No
213	GOM_NL__2PRFIN20051021_221405_000000422041_00459_19050_7803.N1	21-OCT-2005 22:14:05	Straylight	42.000	84	Alp Phe	2.3970	4500.0	84	19050	No
214	GOM_NL__2PRFIN20051021_222038_000000452041_00459_19050_7804.N1	21-OCT-2005 22:20:38	Straylight	45.000	52	16Bet Cet	2.0370	4500.0	90	19050	No
215	GOM_NL__2PRFIN20051021_223009_000000352041_00459_19050_7805.N1	21-OCT-2005 22:30:09	Bright	34.500	140	88Gam Peg	2.8340	26000.	69	19050	No
216	GOM_NL__2PRFIN20051021_223403_000000352041_00459_19050_7806.N1	21-OCT-2005 22:34:03	Bright	34.500	58	21Alp And	2.0730	11000.	69	19050	No
217	GOM_NL__2PRFIN20051021_224151_000000372041_00459_19050_7807.N1	21-OCT-2005 22:41:51	Bright	37.000	68	18Alp Cas	2.2250	4500.0	74	19050	No
218	GOM_NL__2PRFIN20051021_224309_000000072041_00459_19050_7808.N1	21-OCT-2005 22:43:09	Straylight	7.0000	76	27Gam Cas	2.3000	30000.	14	19050	No
219	GOM_NL__2PRFIN20051021_225103_000000362041_00459_19050_7809.N1	21-OCT-2005 22:51:03	Bright	36.000	49	1Alp UMi	1.9900	6300.0	72	19050	No

220	GOM_NL__2PRFIN20051021_225423_000000362041_00459_19050_7810.N1	21-OCT-2005 22:54:23	Bright	36.000	60	7Bet UMi	2.0810	3950.0	72	19050	No
221	GOM_NL__2PRFIN20051021_225917_000000382041_00459_19050_7811.N1	21-OCT-2005 22:59:17	Bright	38.000	36	50Alp UMa	1.8000	6300.0	76	19050	No
222	GOM_NL__2PRFIN20051021_230052_000000382041_00459_19050_7812.N1	21-OCT-2005 23:00:52	Bright	37.500	82	48Bet UMa	2.3650	10600.	75	19050	No
223	GOM_NL__2PRFIN20051021_230421_000000352041_00459_19050_7813.N1	21-OCT-2005 23:04:21	Bright	34.500	174	52Psi UMa	3.0040	4400.0	69	19050	No
224	GOM_NL__2PRFIN20051021_231118_000000352041_00459_19050_7814.N1	21-OCT-2005 23:11:18	Bright	34.500	96	68Del Leo	2.5600	9300.0	69	19050	No

### 3. Quality information per product

In this section it is plotted some information contained in the Quality Summary data set of the level 2 products. Only products in dark limb conditions and without errors (error flag in the MPH set to "0") are used.

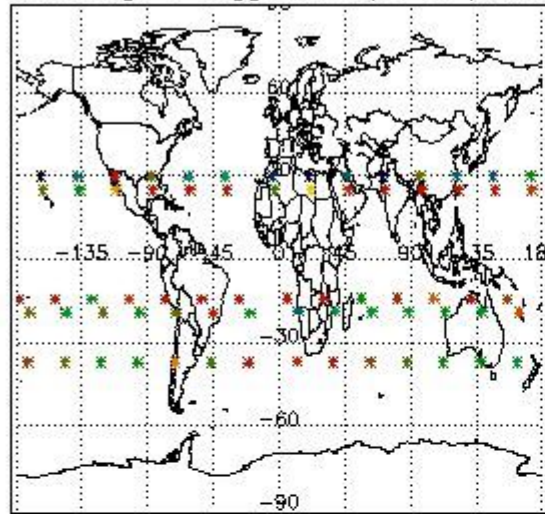
#### 3.1 Plot quality information per product (time dependant)



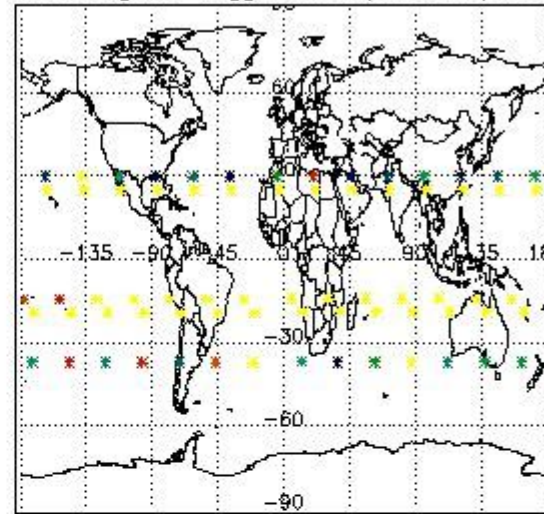
#### 3.2 Plot quality information per product (world map)



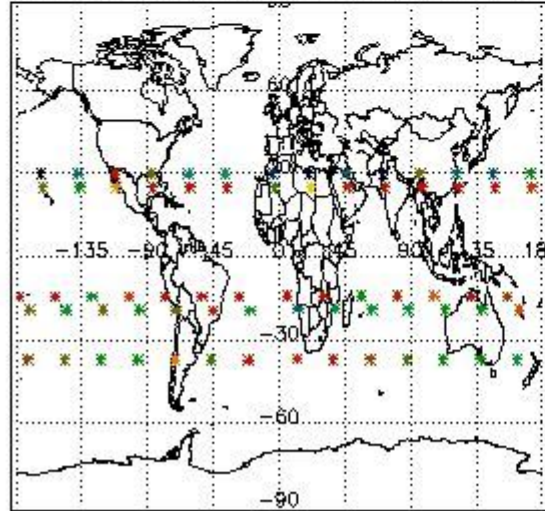
Percentage of flagged data per O3 profile



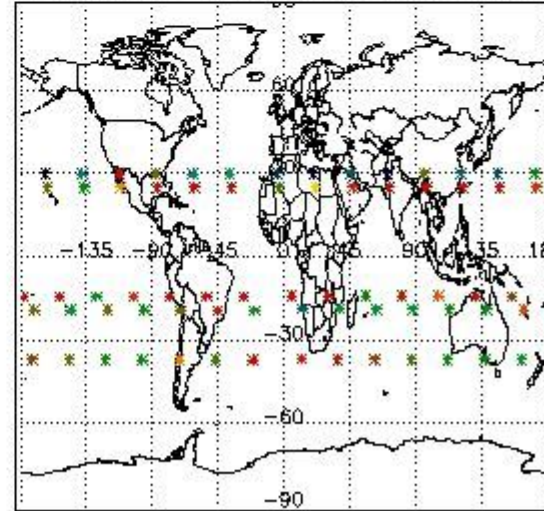
Percentage of flagged data per H2O profile



Percentage of flagged data per NO2 profile



Percentage of flagged data per NO3 profile



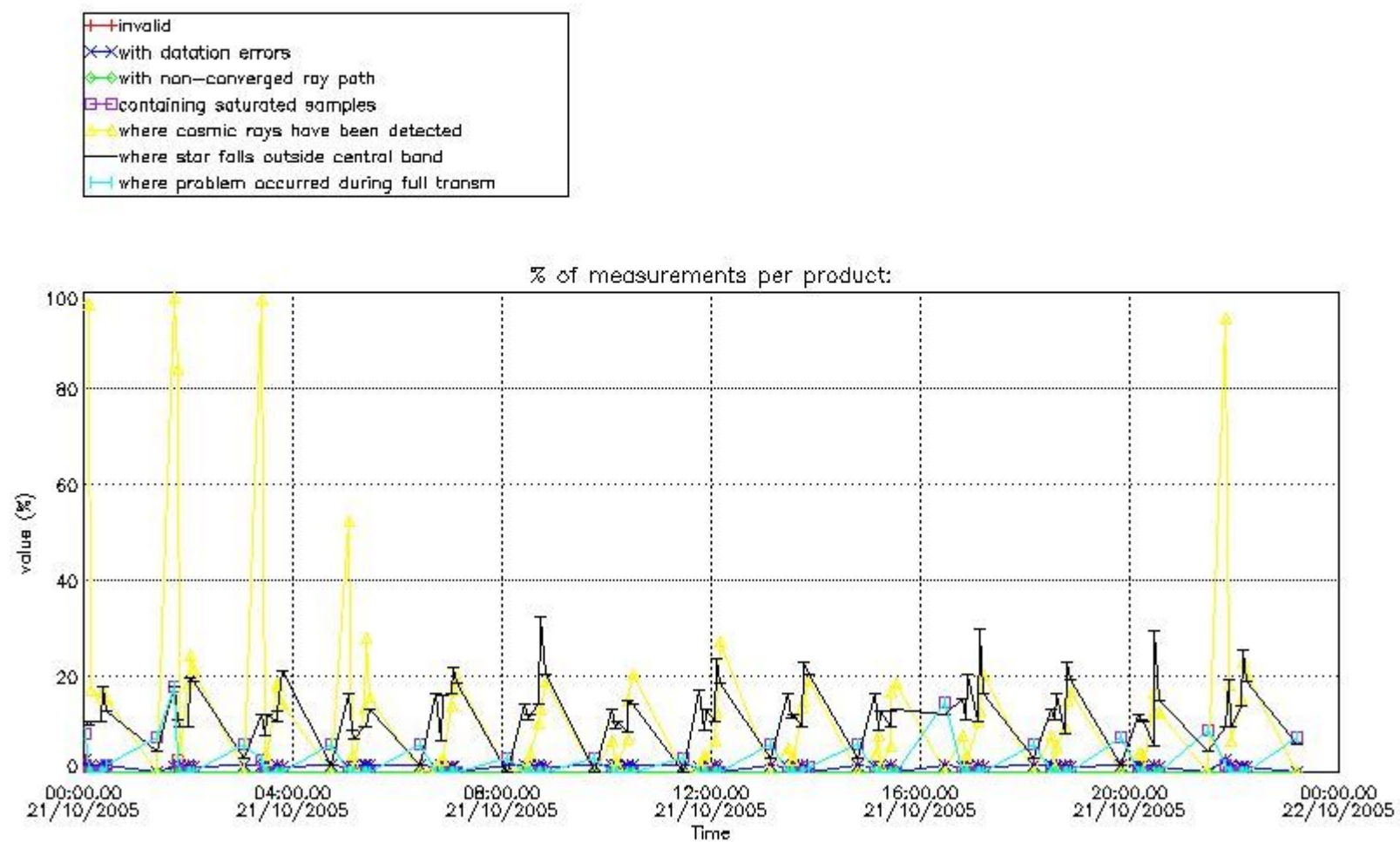
#### 4. Level 1 quality information per product

In this section it is plotted some information contained in the Quality Summary data set of the level 2 products that comes from the level 1b processing. Products without errors (error flag in the MPH set to "0") are used.

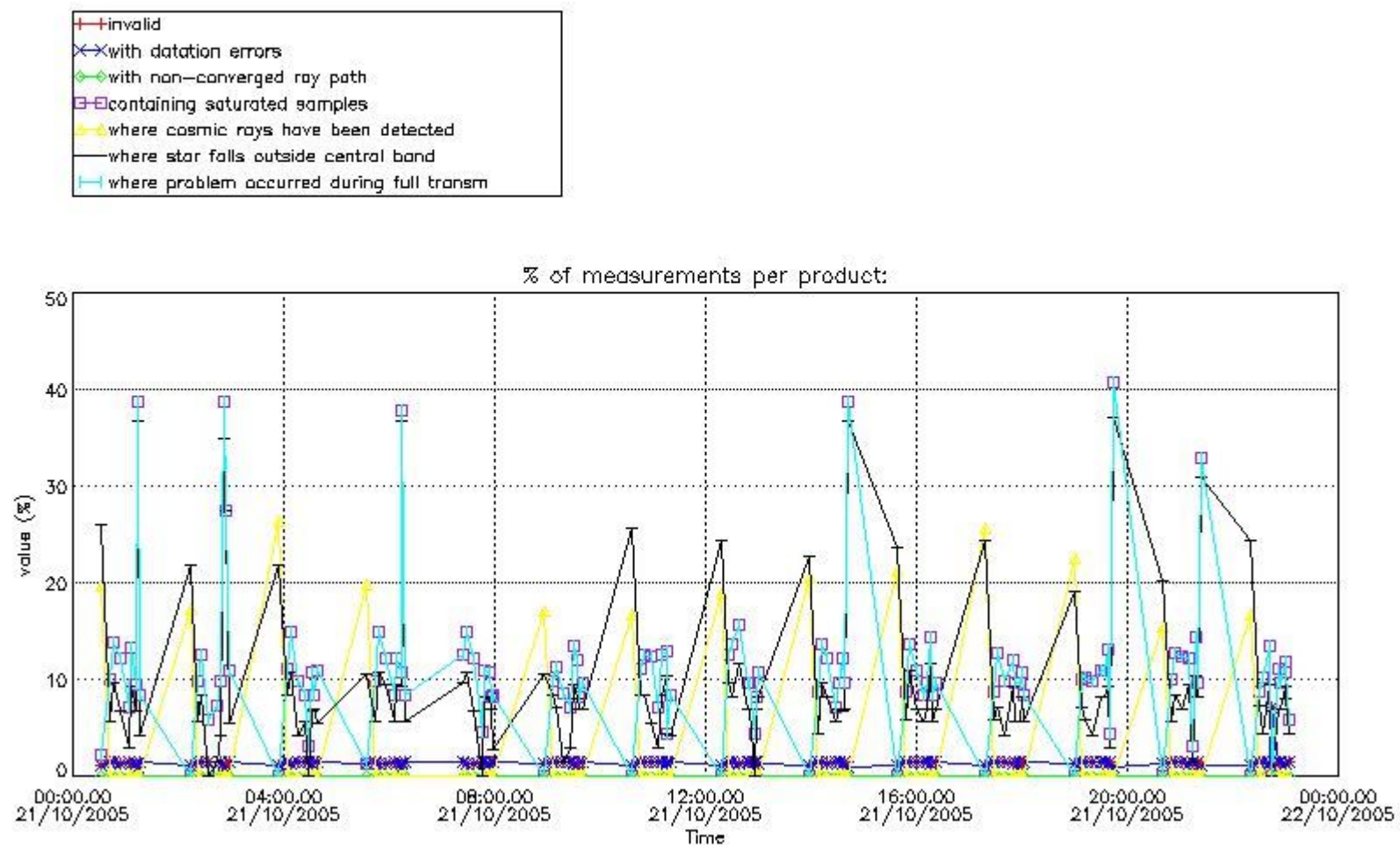
##### 4.1 Plot quality information per product (time dependant) coming from level 1b processing

###### 4.1.1 Plot level 1 quality information per product (time dependant): ENVISAT ASCENDING passes





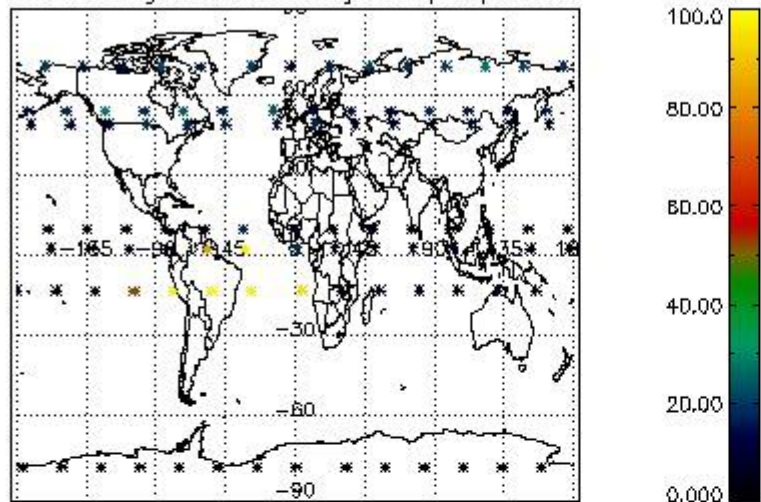
4.1.2 Plot level 1 quality information per product (time dependant): ENVI SAT DESCENDING passes



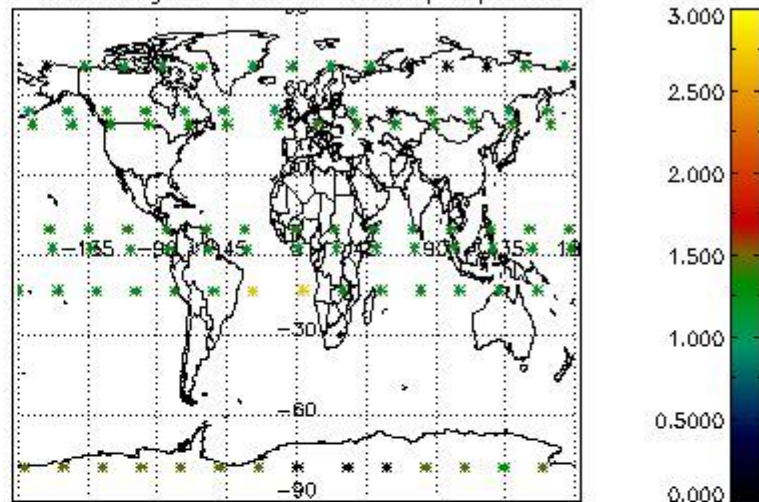
#### 4.2 Plot quality information per product coming from level 1b processing (world map)

##### 4.2.1 Plot level 1 quality information per product (world map): ENVISAT ASCENDING passes

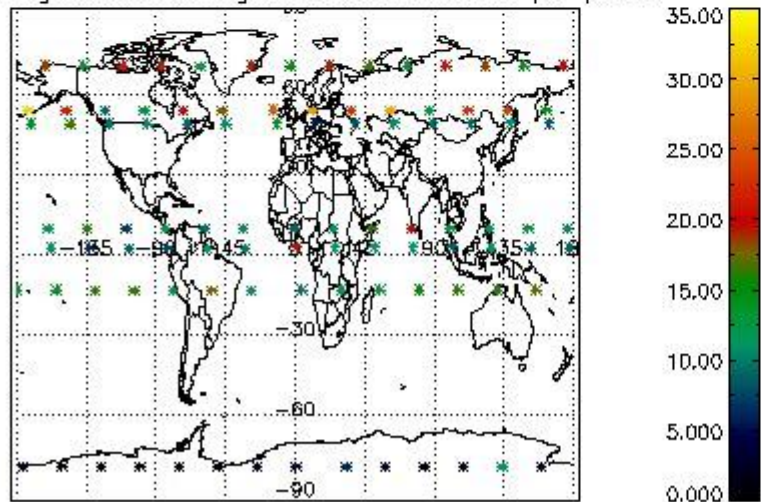
Percentage of cosmic ray hits per profile



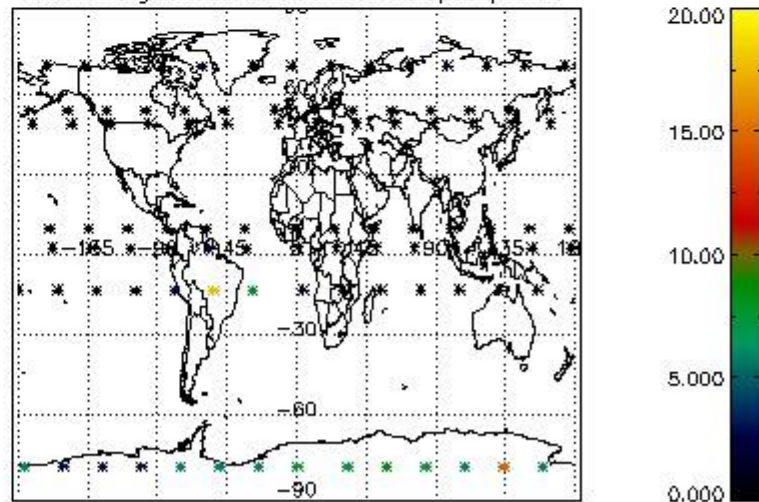
Percentage of datation errors per profile



Percentage of star falling outside central band per profile

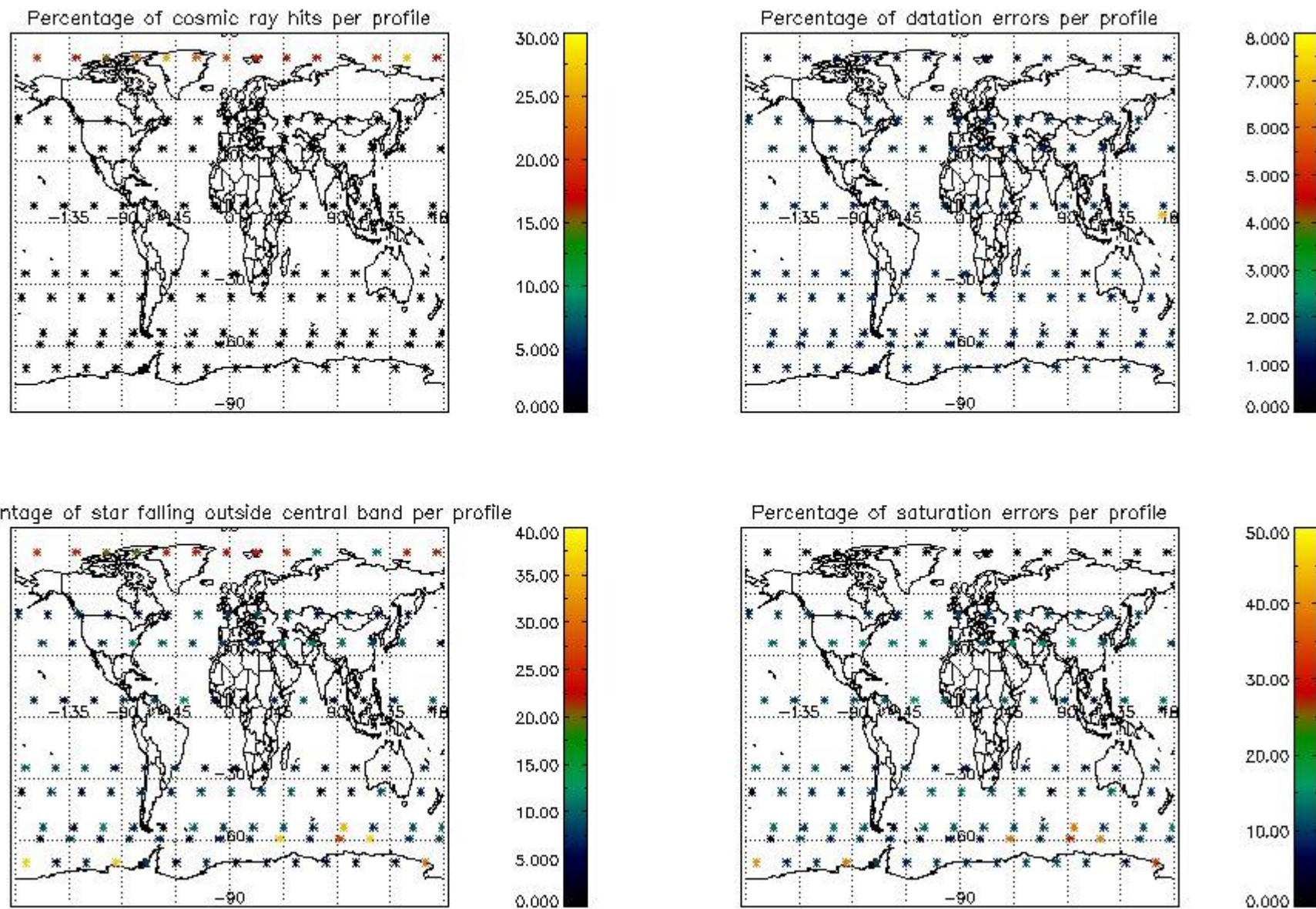


Percentage of saturation errors per profile



4.2.2 Plot level 1 quality information per product (world map): ENVISAT DESCENDING passes





## 5. Trace gas profiles

### 5.1 Ozone statistics based on quality of products

The final quality of the products can be "measured" using the STD (Standard Deviation) attached to every point profile. This information is written to the parameter GOM\_NL\_\_2P/NL\_LOCAL\_SPECIES\_DENSITY/o3\_std of the level 2 products. The table below shows the statistics for given STD ranges.

The statistics are given with respect to the overall valid production:

- Products without fatal errors: GOM\_NL\_\_2P/MPH/PRODUCT\_ERR=0
- Valid point profile: GOM\_NL\_\_2P/NL\_LOCAL\_SPECIES\_DENSITY/pcd(0)=0

The 'Criteria' is applied to valid points of dark limb products:

- Products in dark limb illumination condition: GOM\_NL\_\_2P/NL\_SUMMARY\_QUALITY/obs\_ill\_cond=0
- Products without fatal errors: GOM\_NL\_\_2P/MPH/PRODUCT\_ERR=0
- Valid point profile: GOM\_NL\_\_2P/NL\_LOCAL\_SPECIES\_DENSITY/pcd(0)=0

So, the table below shows the percentage of dark limb and valid observations for each criteria with respect to the overall valid daily observations.

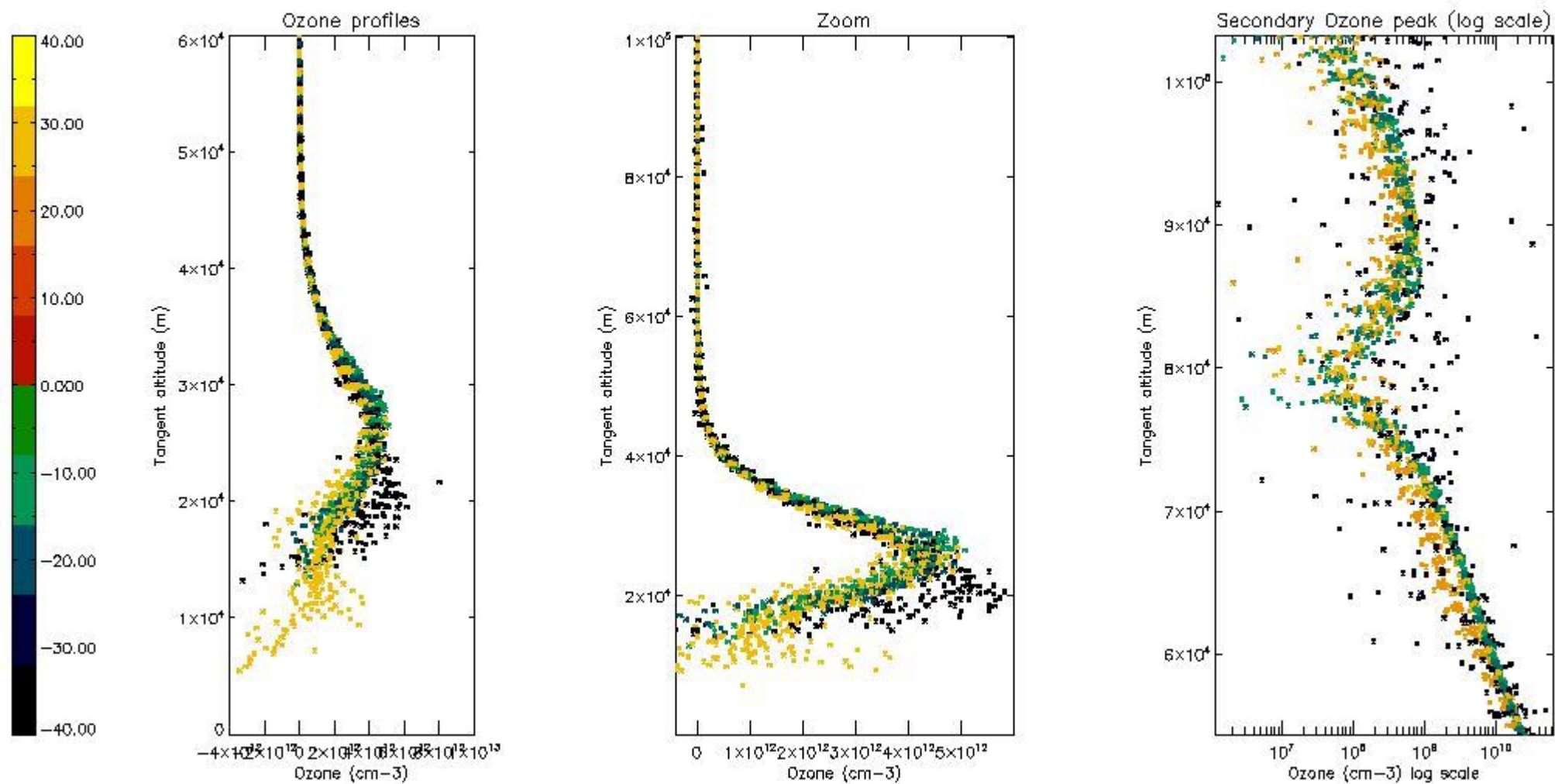
Criteria	% of total production
All STD	33
STD < 20	20



STD < 10	15
STD < 5	10

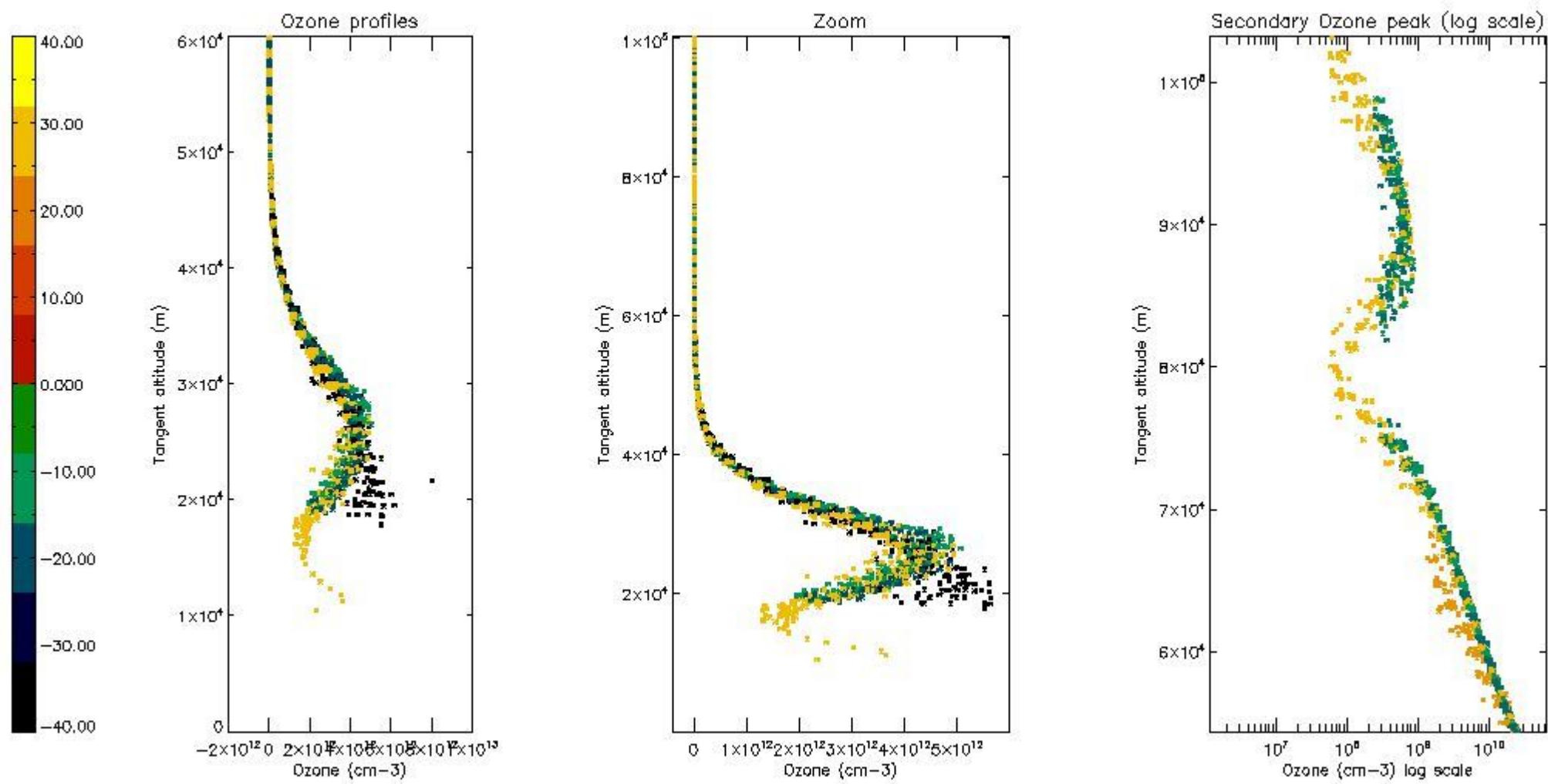
5.2 Plot ozone profiles for all STD (dark without errors)

The colorbar represents the latitude.



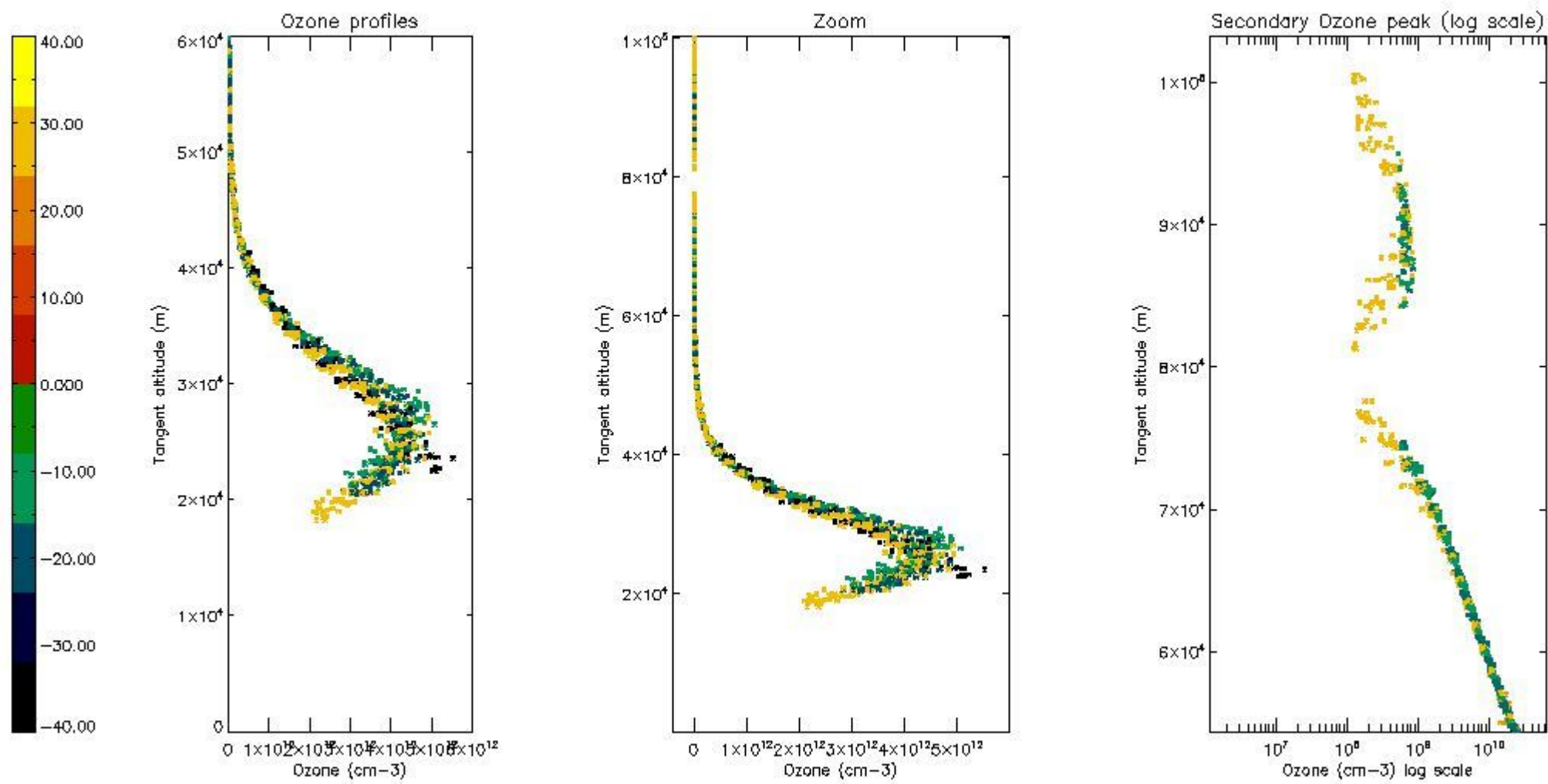
5.3 Plot ozone profiles where STD < 20% (dark without errors)

The colorbar represents the latitude.



*5.4 Plot ozone profiles where STD < 10% (dark without errors)*

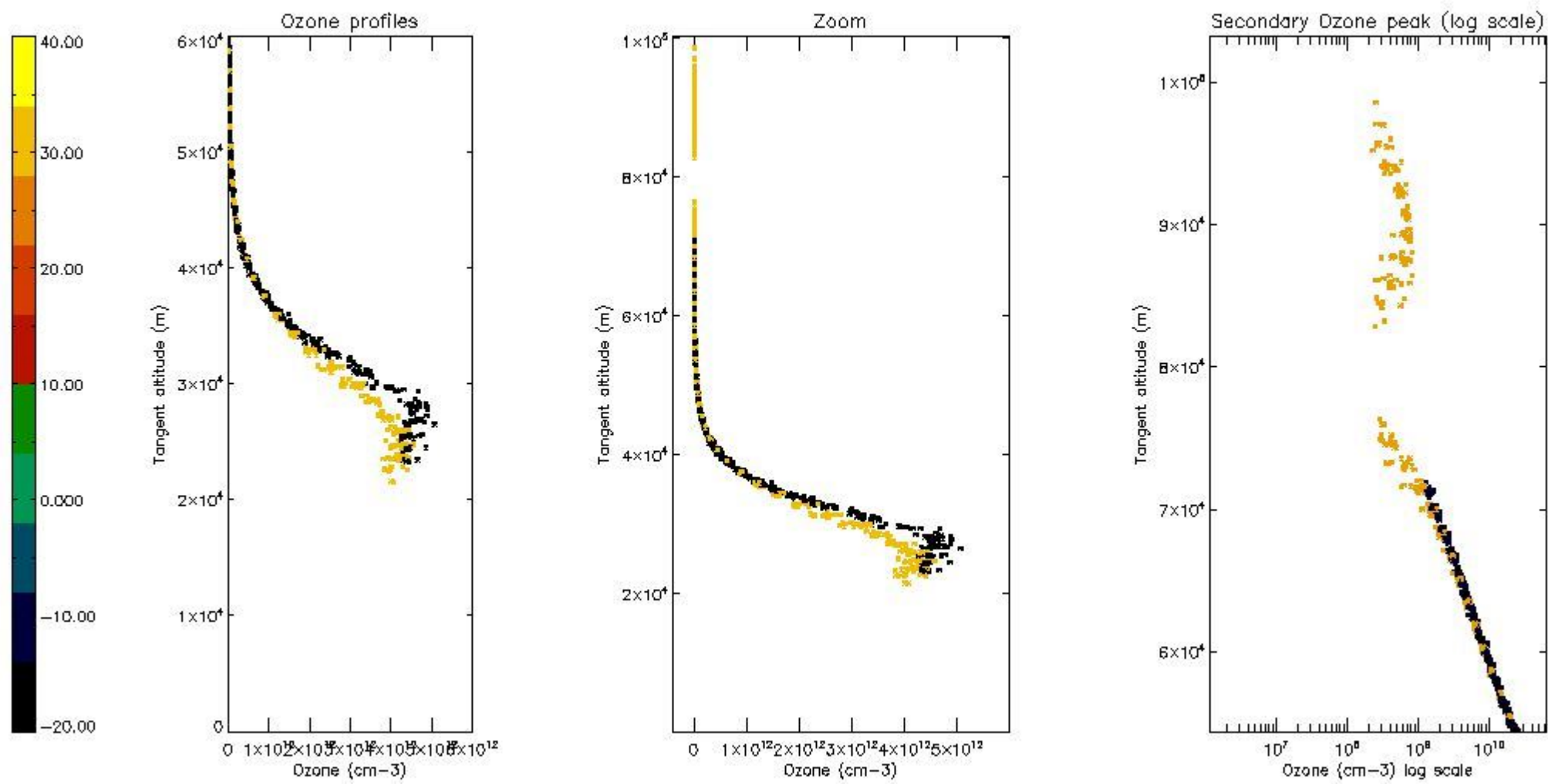
The colorbar represents the latitude.



*5.5 Plot ozone profiles where STD < 5% (dark without errors)*

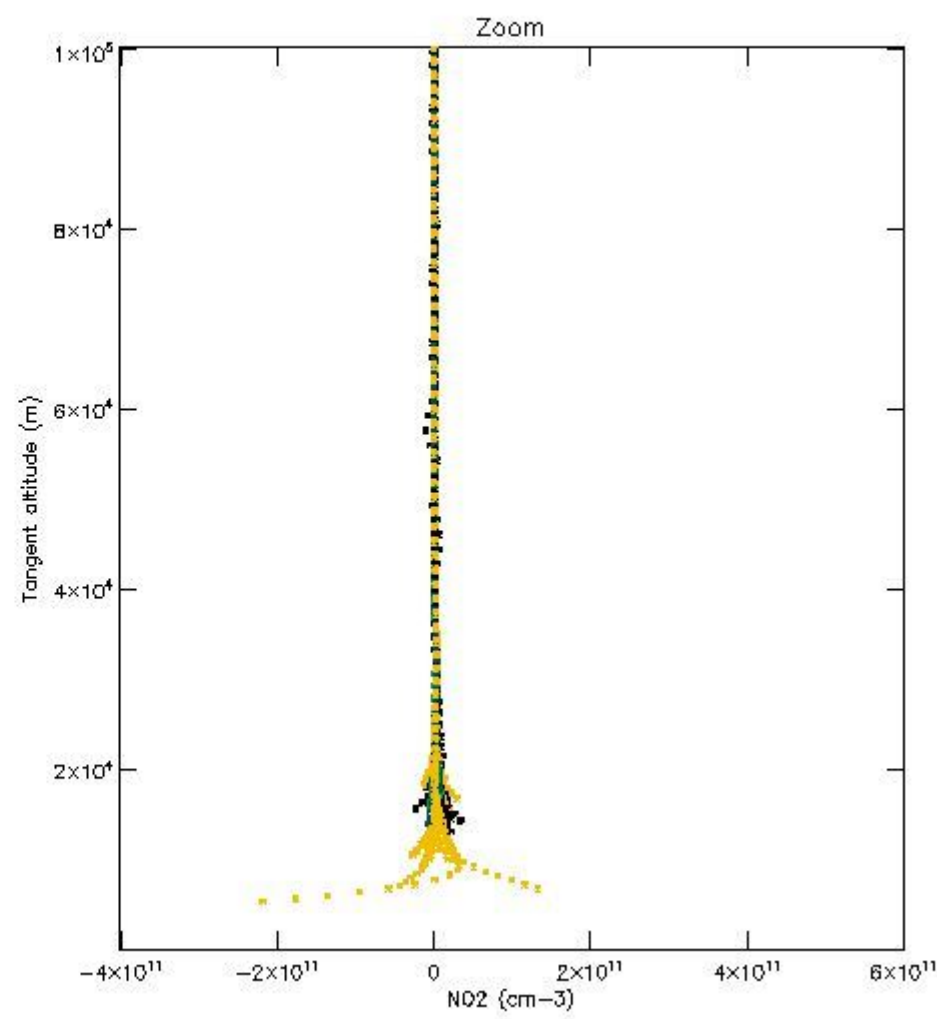
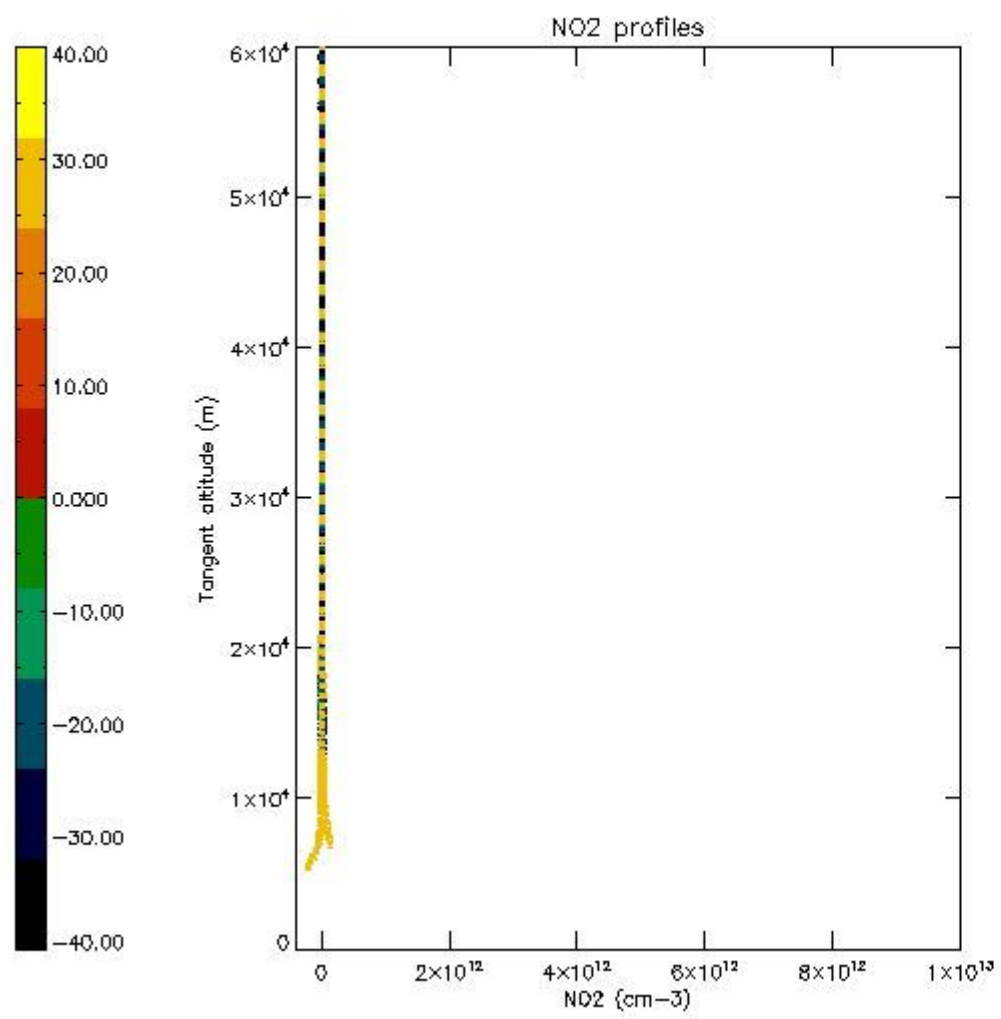
The colorbar represents the latitude.





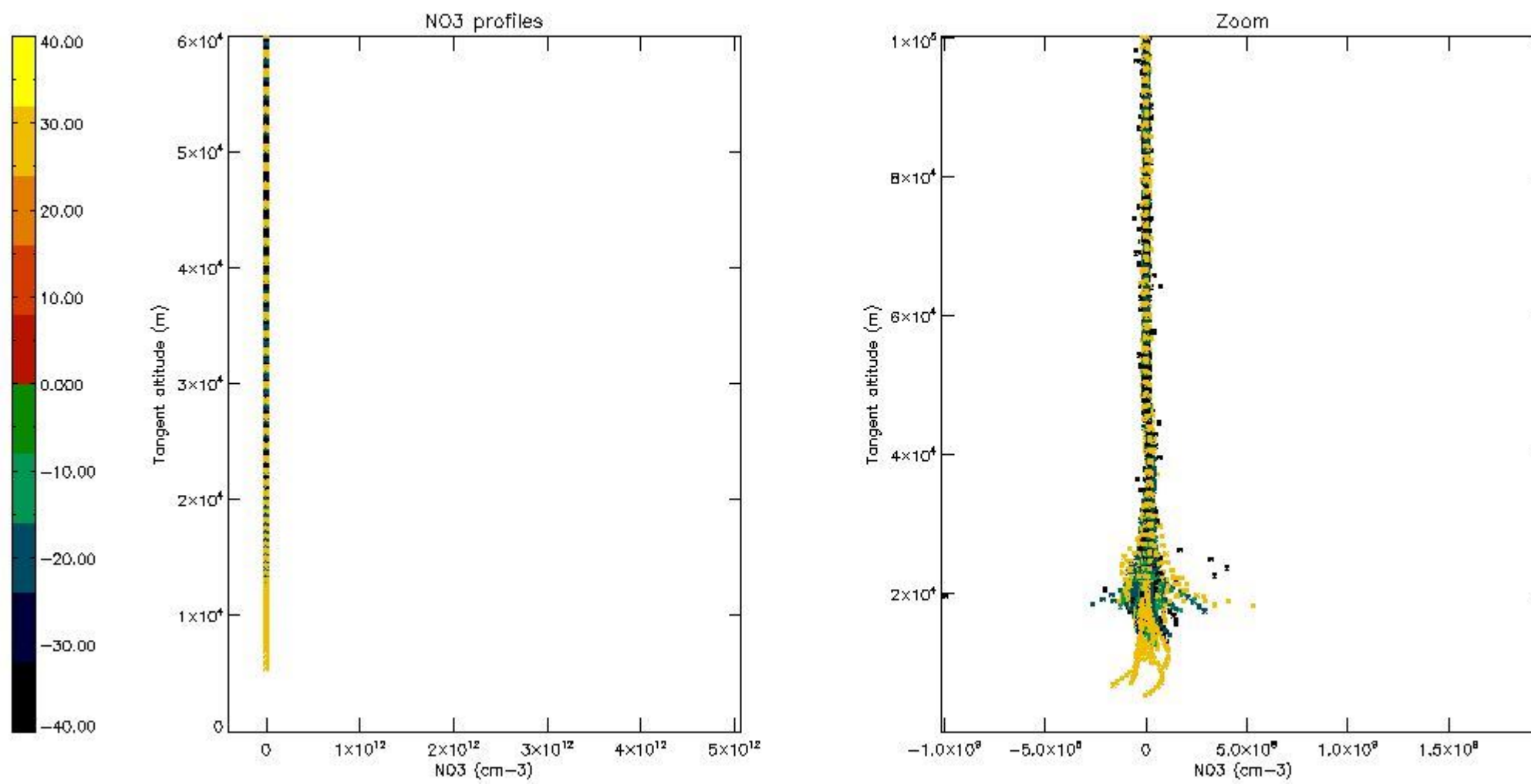
*5.6 Plot NO<sub>2</sub> profiles for all STD (dark without errors)*

The colorbar represents the latitude.



*5.7 Plot NO3 profiles for all STD (dark without errors)*

The colorbar represents the latitude.

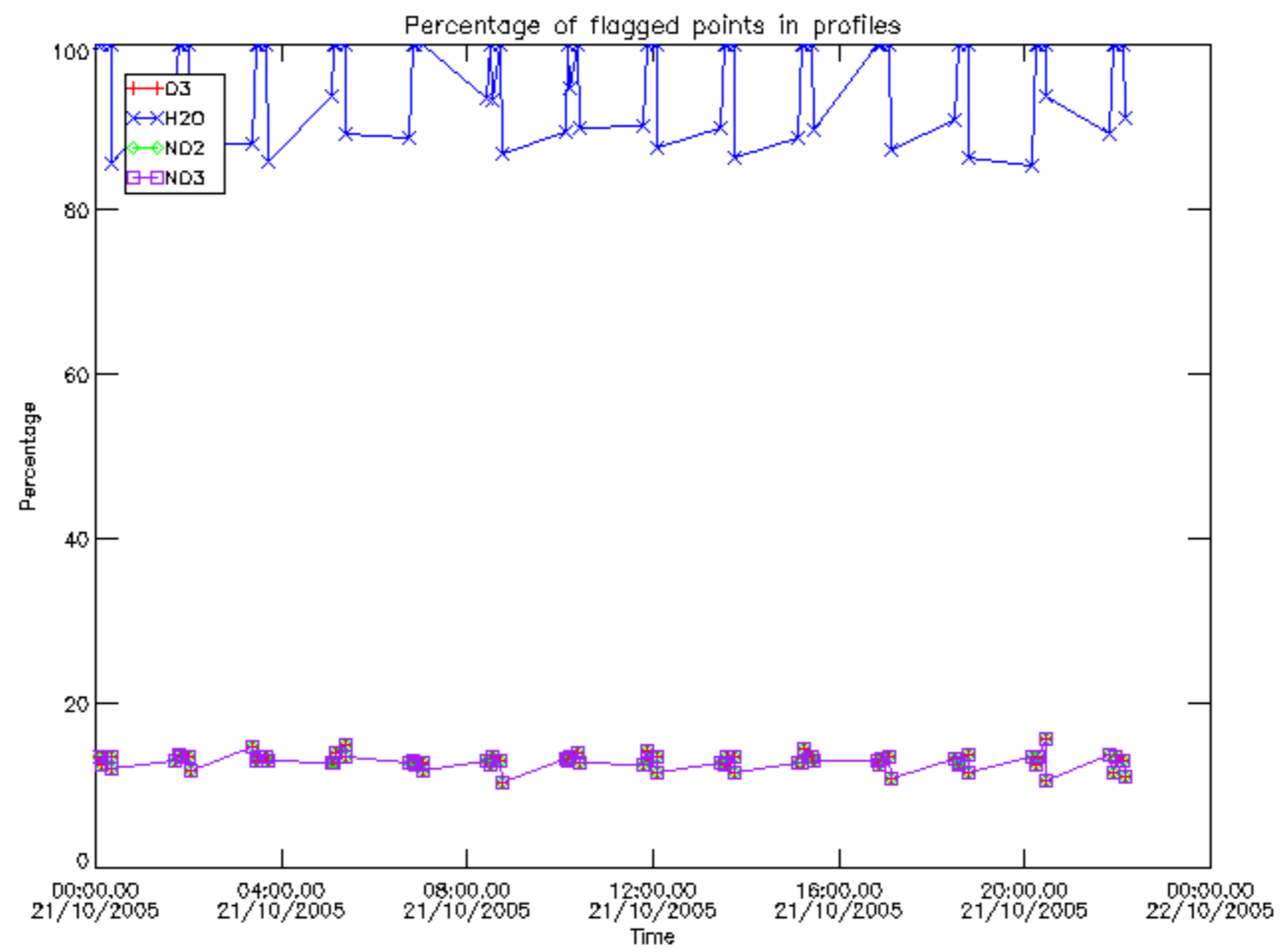


## 6. Auxiliary Data Files used for the production reported in section 2

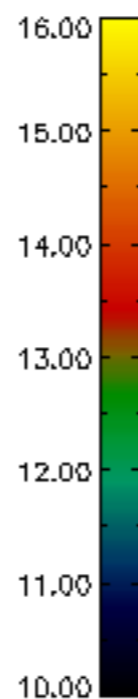
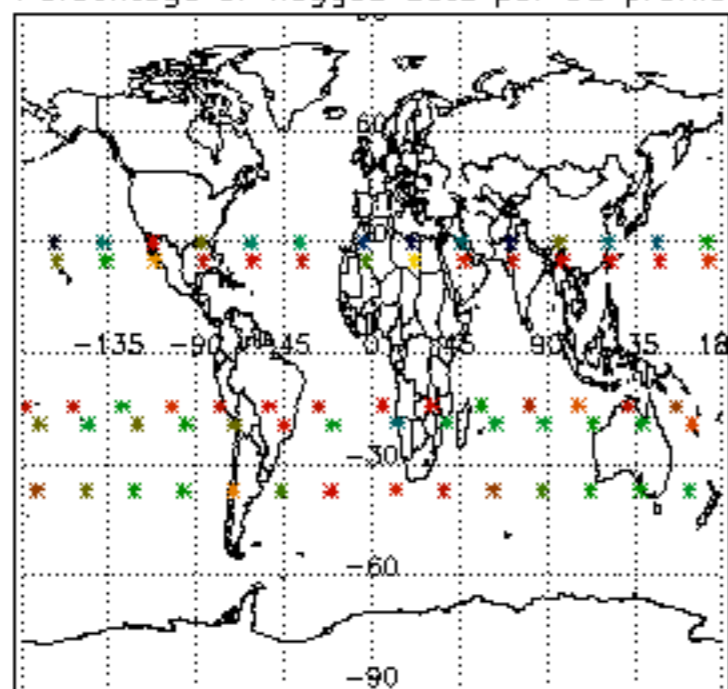
The number reported in the third column indicates since which file (see list in section 2) the corresponding auxiliary file has been used. The fourth column is the date of those product files.

Type	Auxiliary Filename	Used since product	Used since product date
INST_PHYS_CHARACTERISTICS	GOM_INS_AXVIEC20091111_143220_20030716_120000_20500101_000000	1	21-OCT-2005 00:02:25
LEVEL-2_PROC_CONFIG	GOM_PR2_AXVIEC20091111_152718_20020301_000000_20500101_000000	1	21-OCT-2005 00:02:25
CROSS_SECTIONS_FILE	GOM_CRS_AXVIEC20091111_154832_20020301_000000_20500101_000000	1	21-OCT-2005 00:02:25

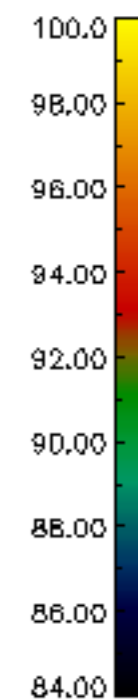
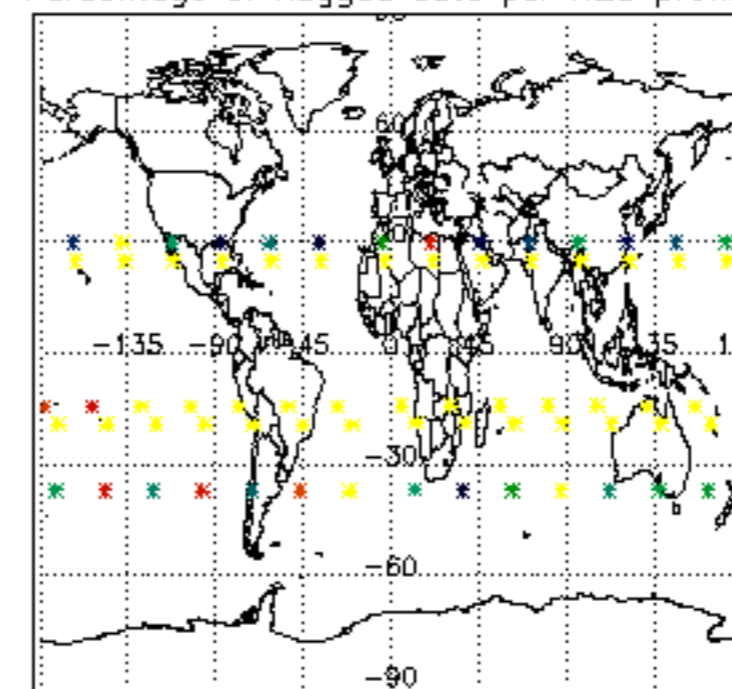




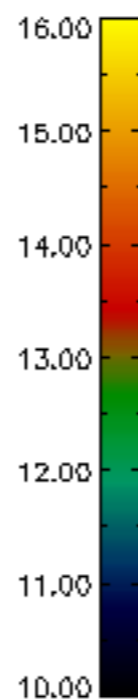
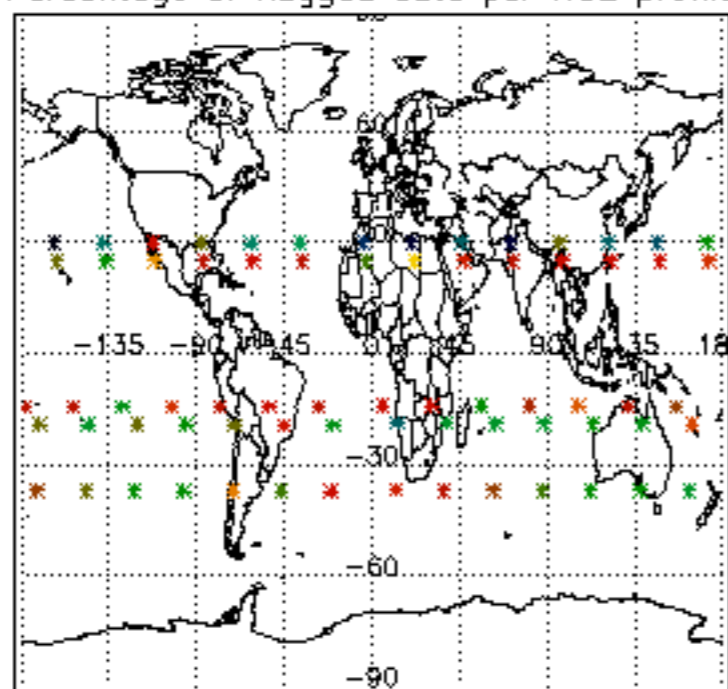
Percentage of flagged data per D3 profile



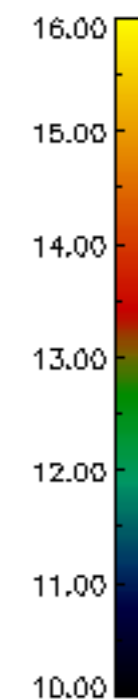
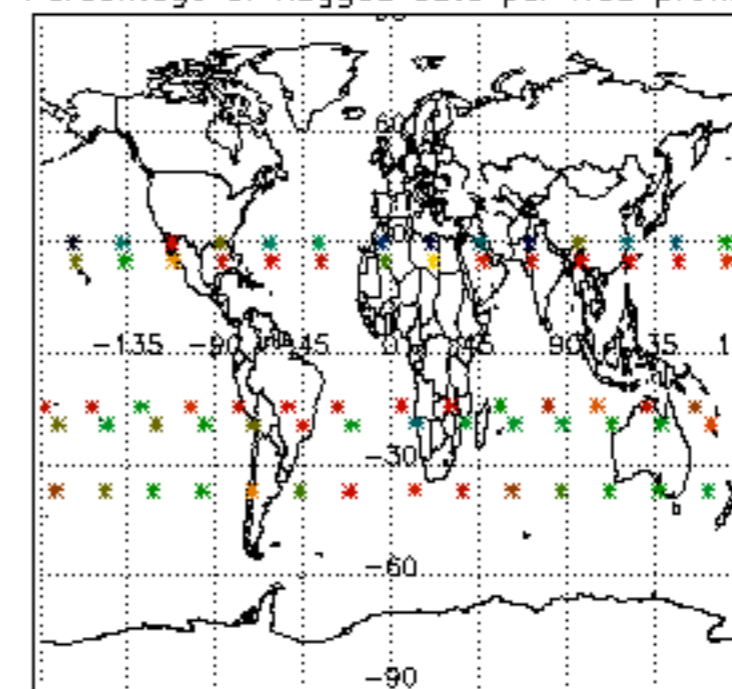
Percentage of flagged data per H2O profile

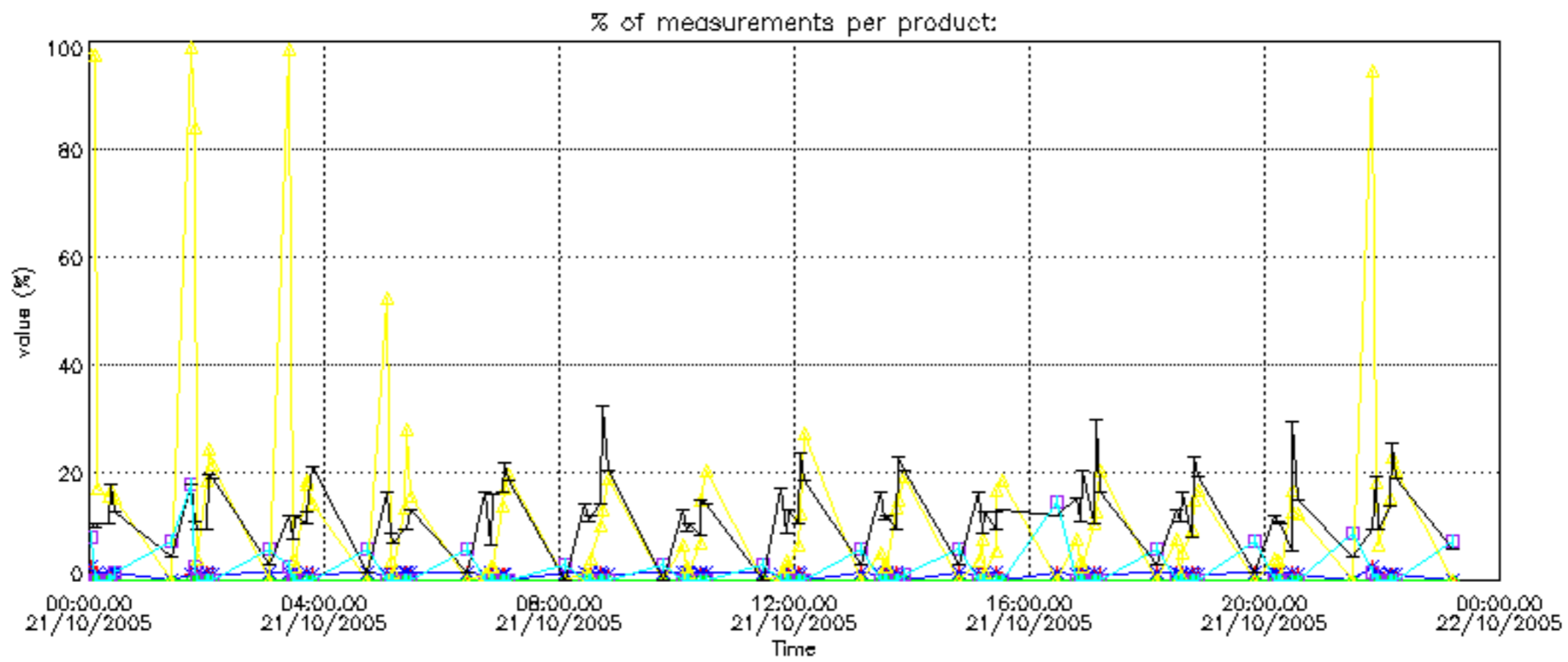


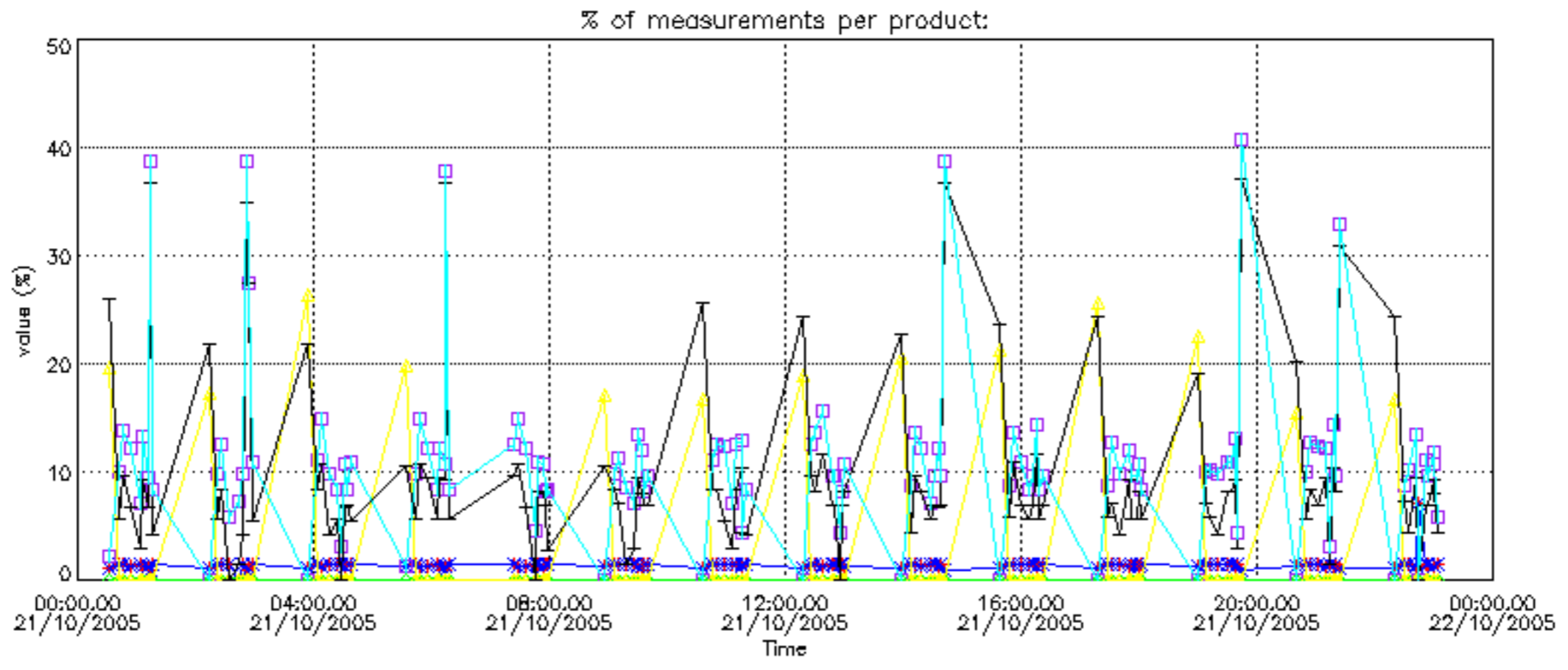
Percentage of flagged data per NO2 profile



Percentage of flagged data per NO3 profile

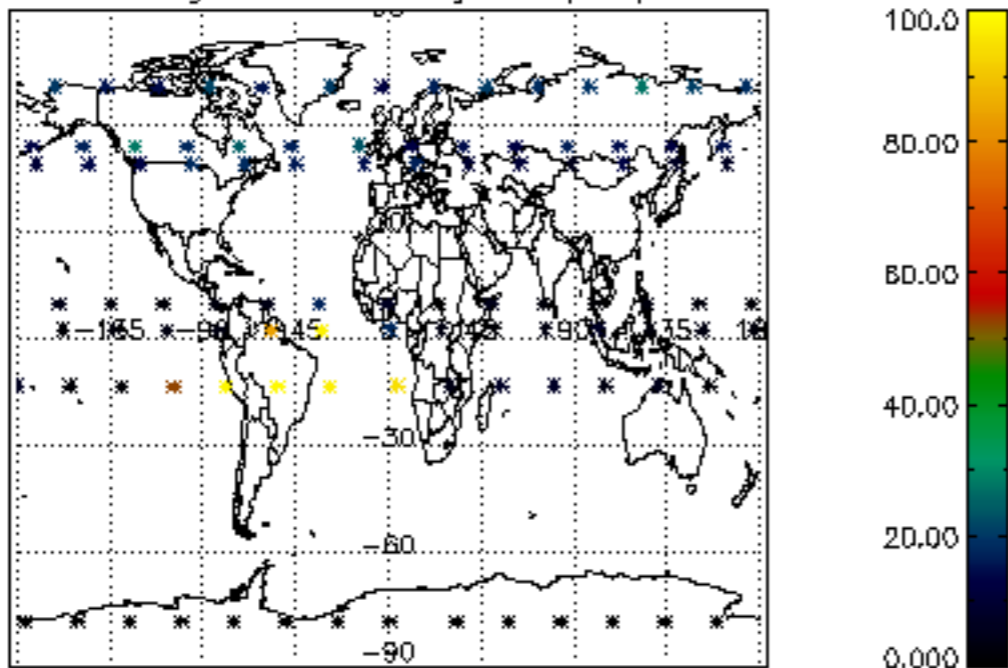




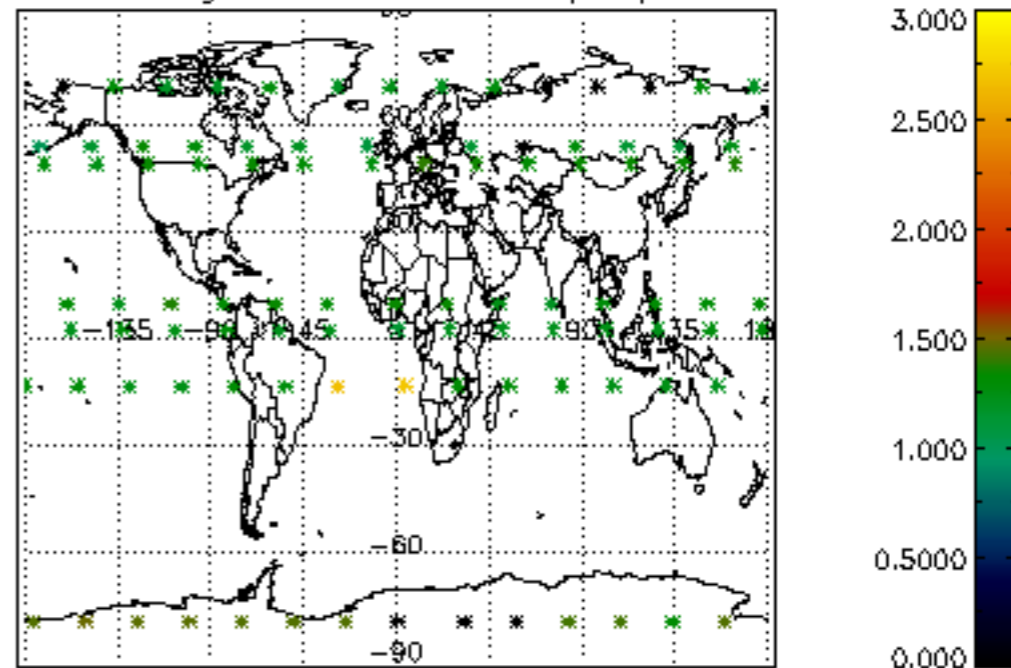




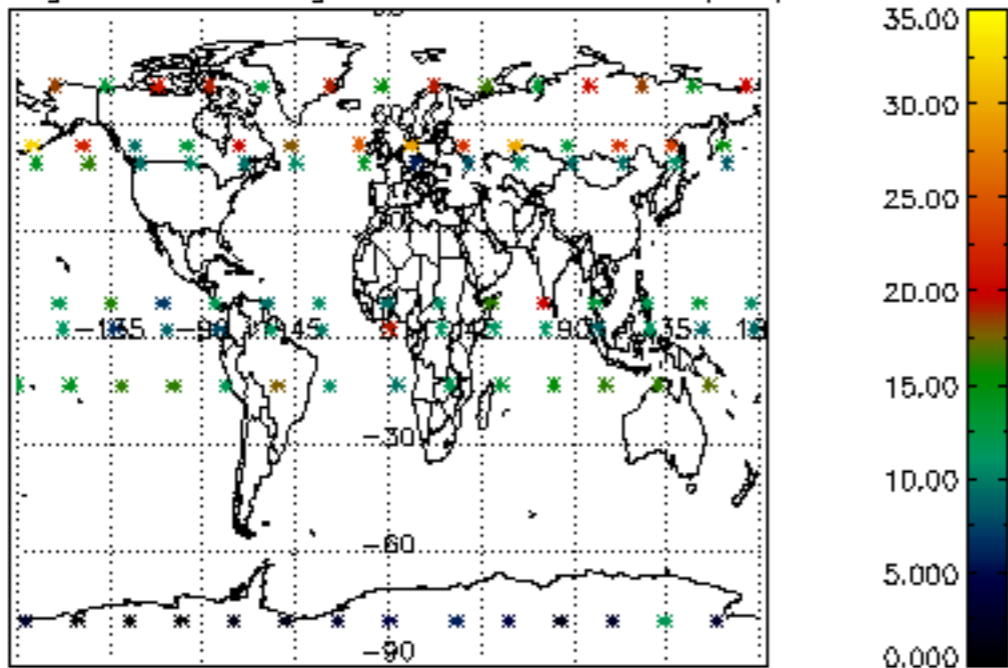
Percentage of cosmic ray hits per profile



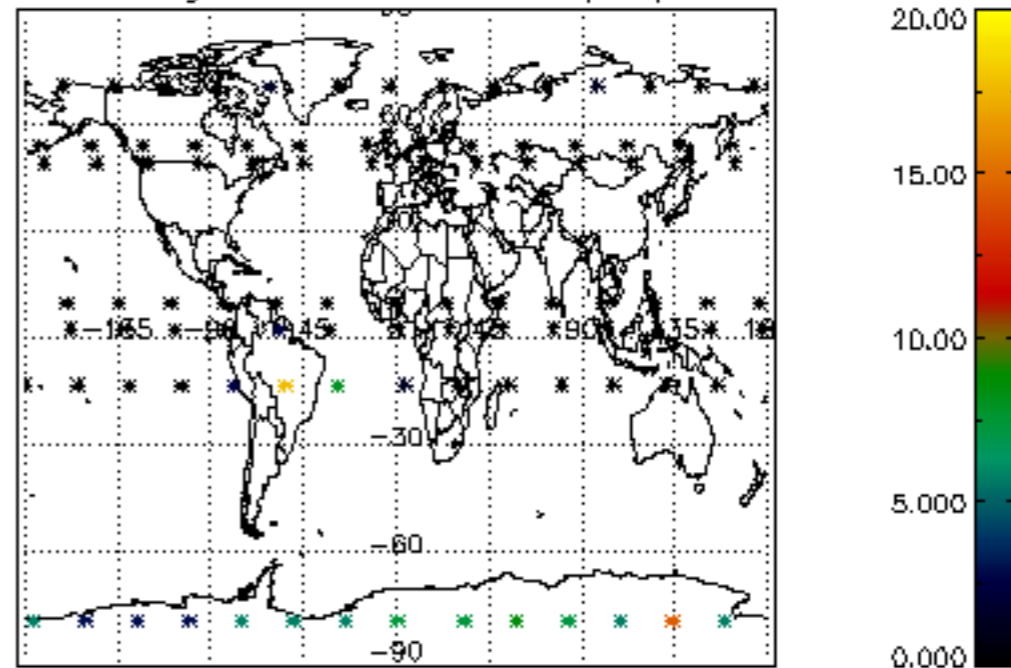
Percentage of datation errors per profile



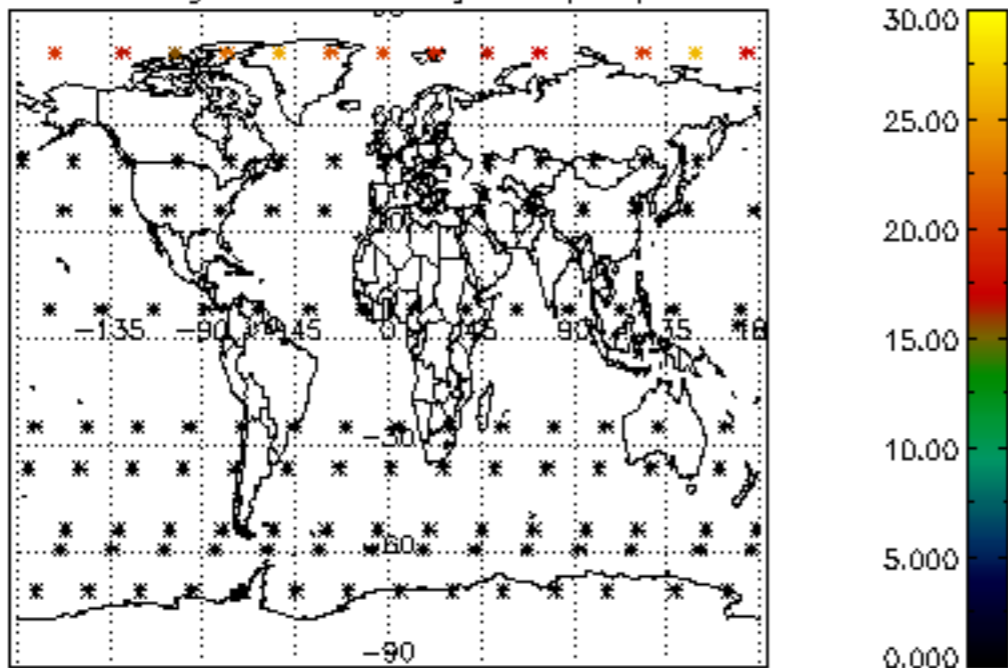
Percentage of star falling outside central band per profile



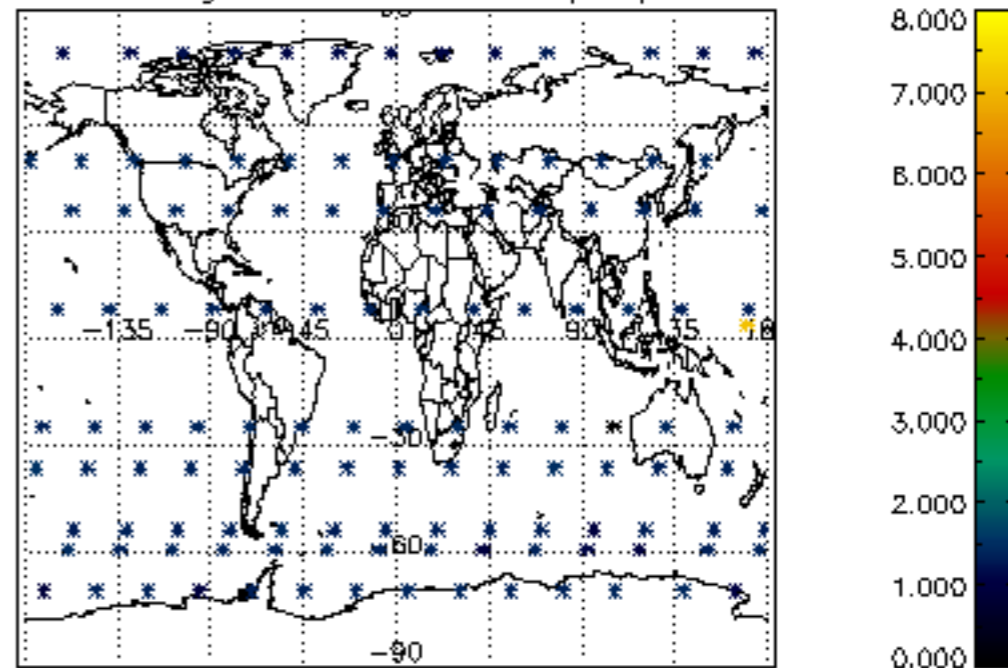
Percentage of saturation errors per profile



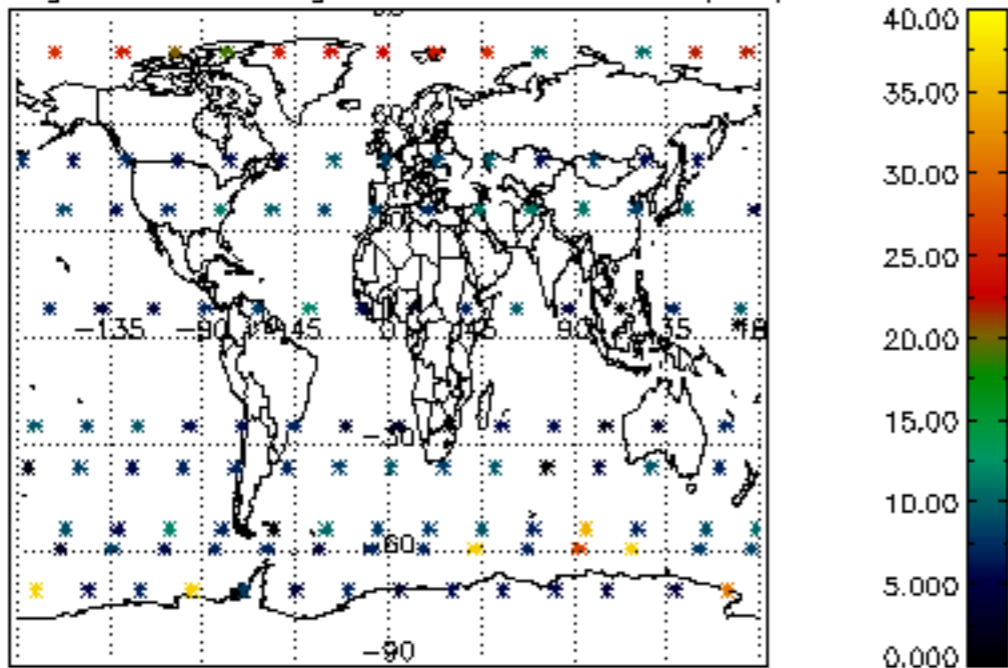
Percentage of cosmic ray hits per profile



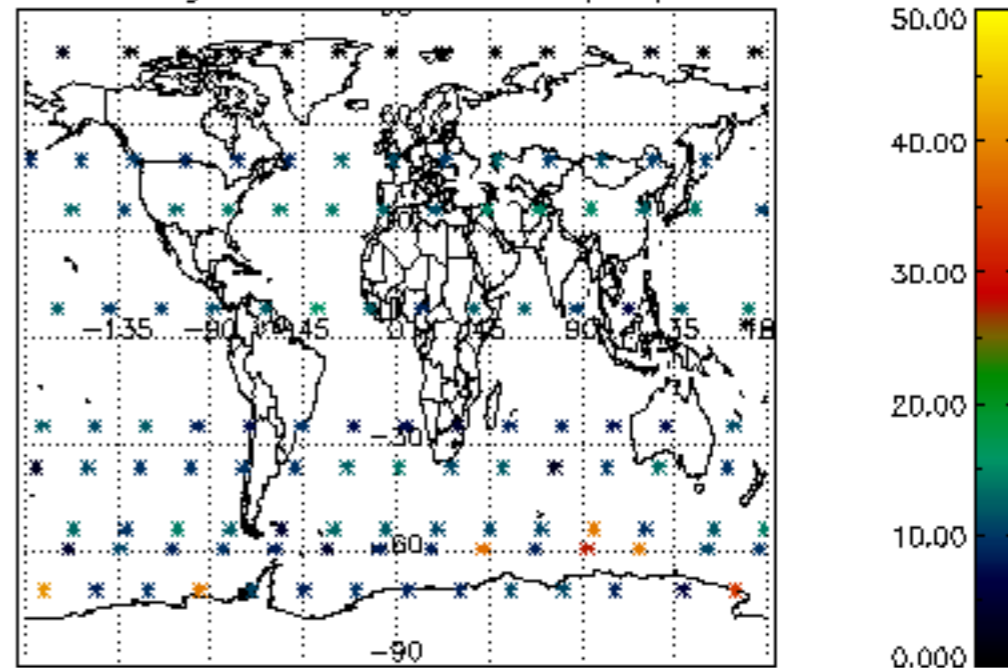
Percentage of datation errors per profile

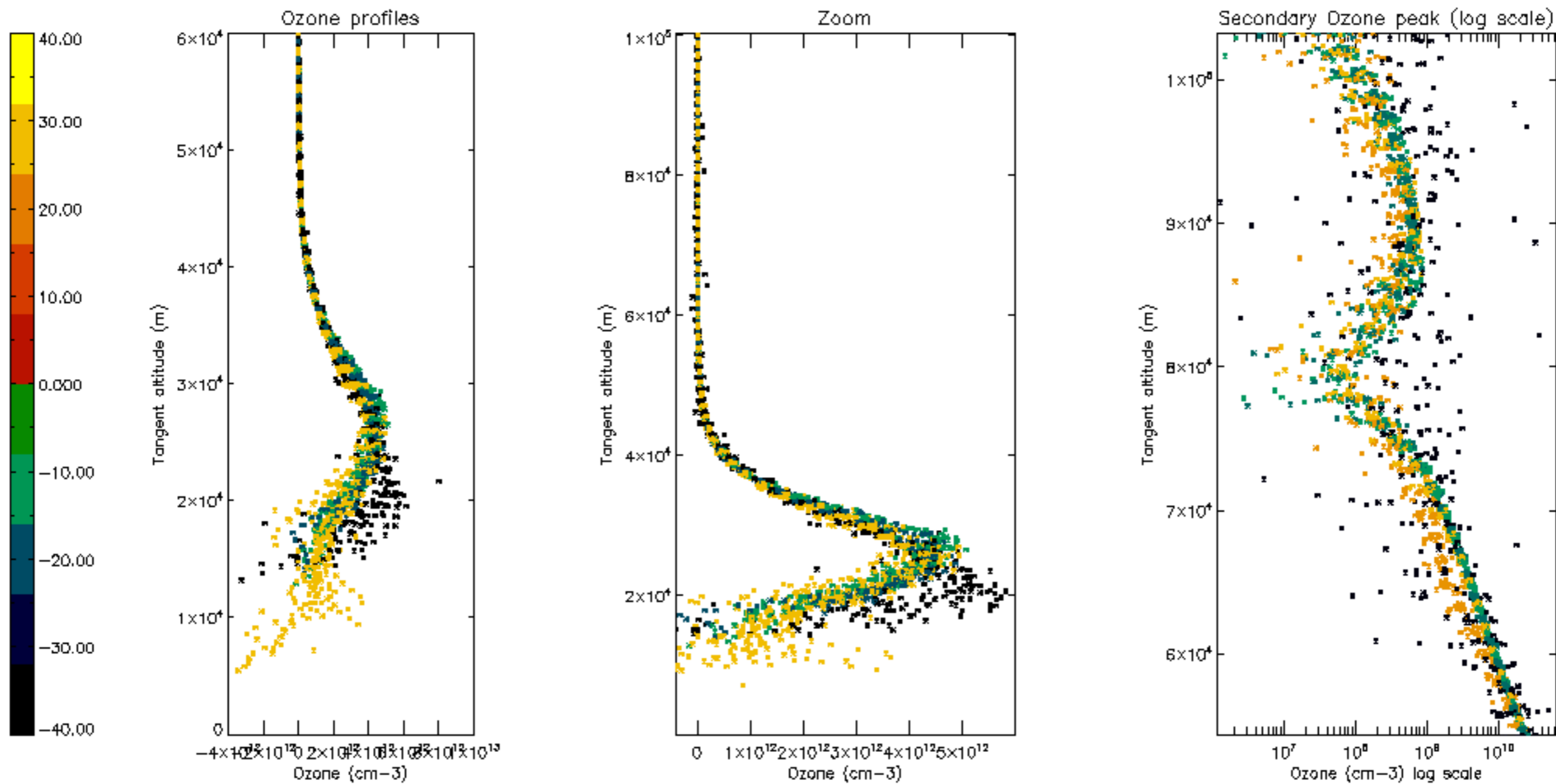


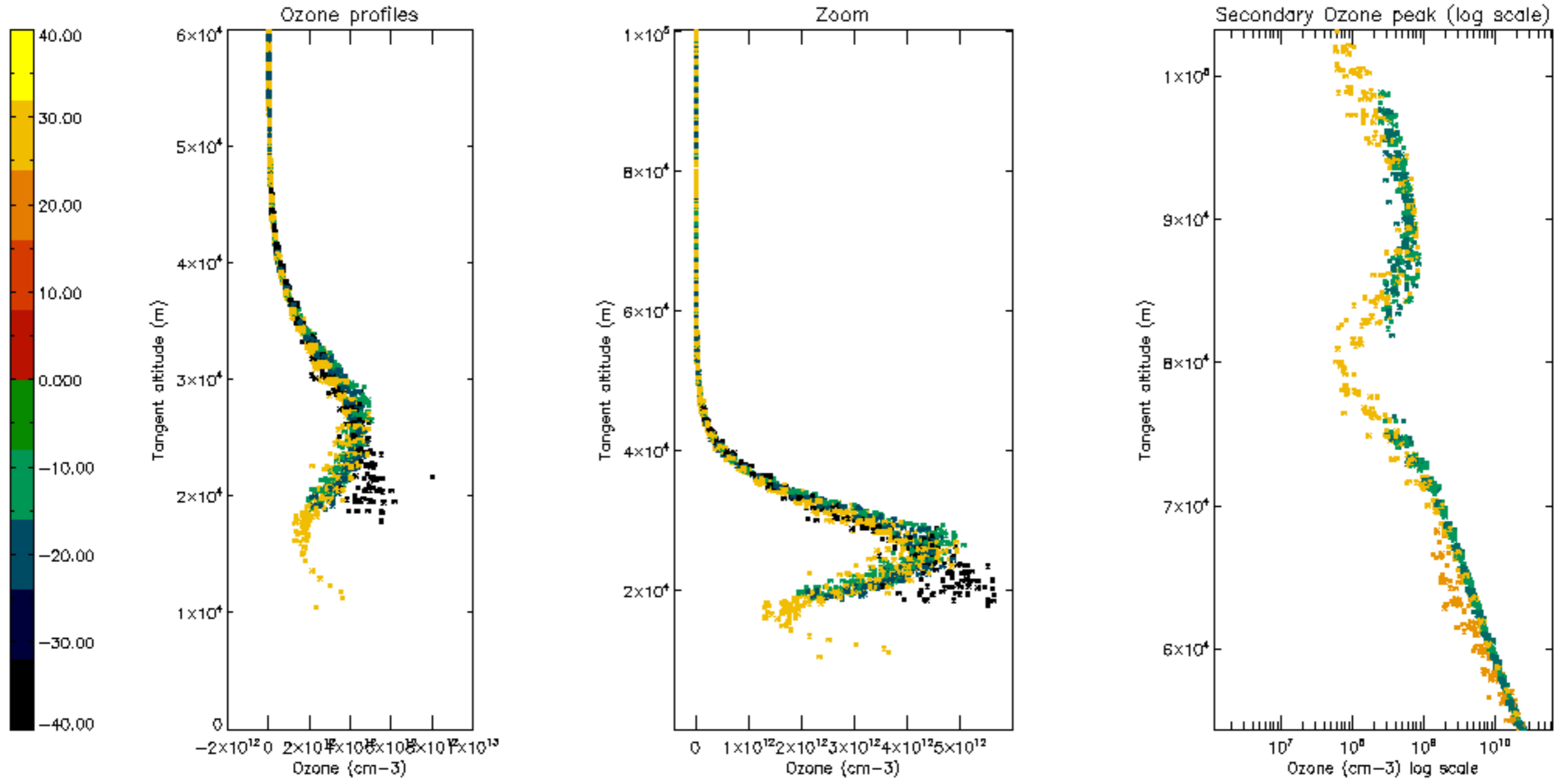
Percentage of star falling outside central band per profile



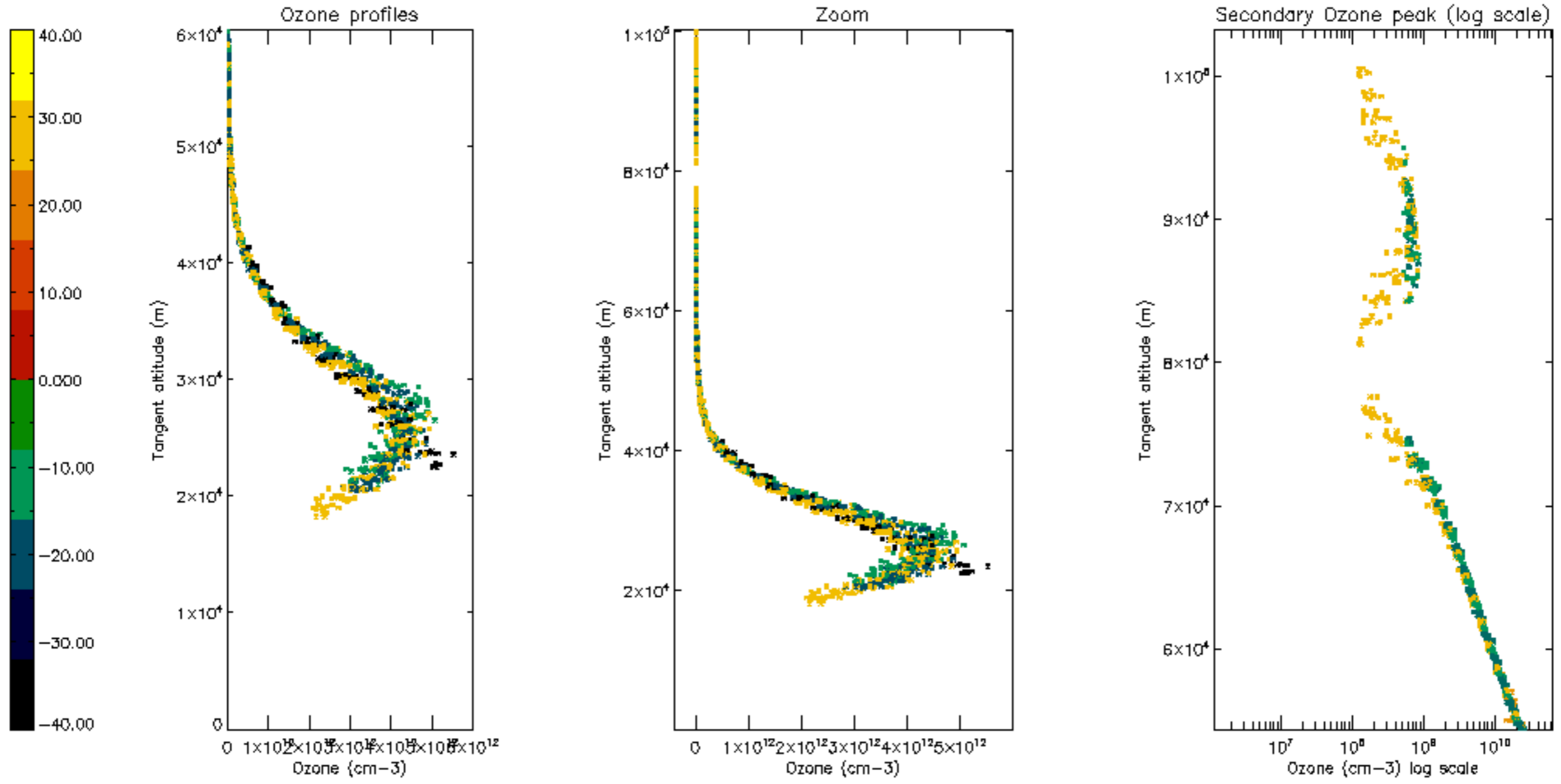
Percentage of saturation errors per profile

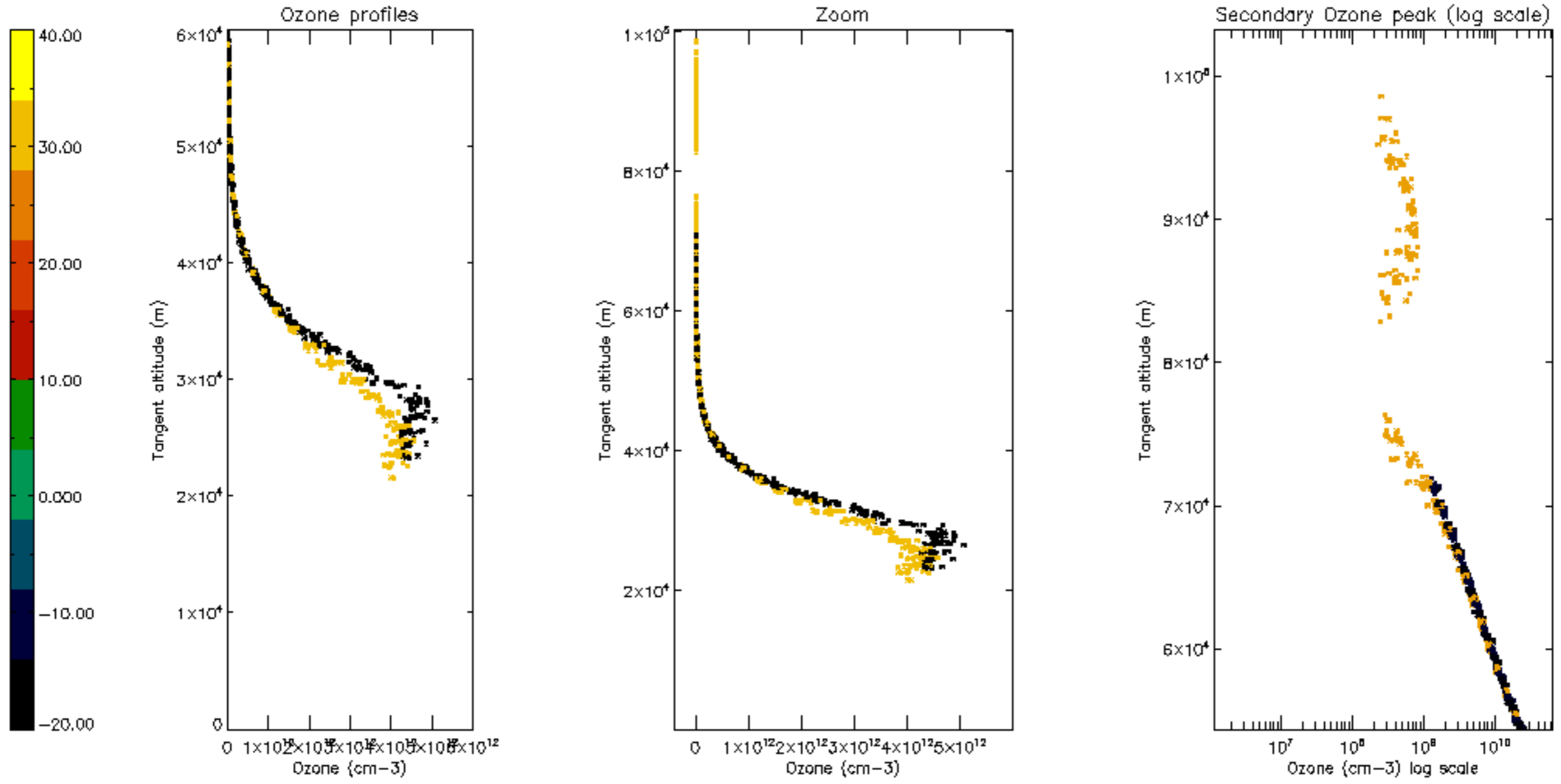


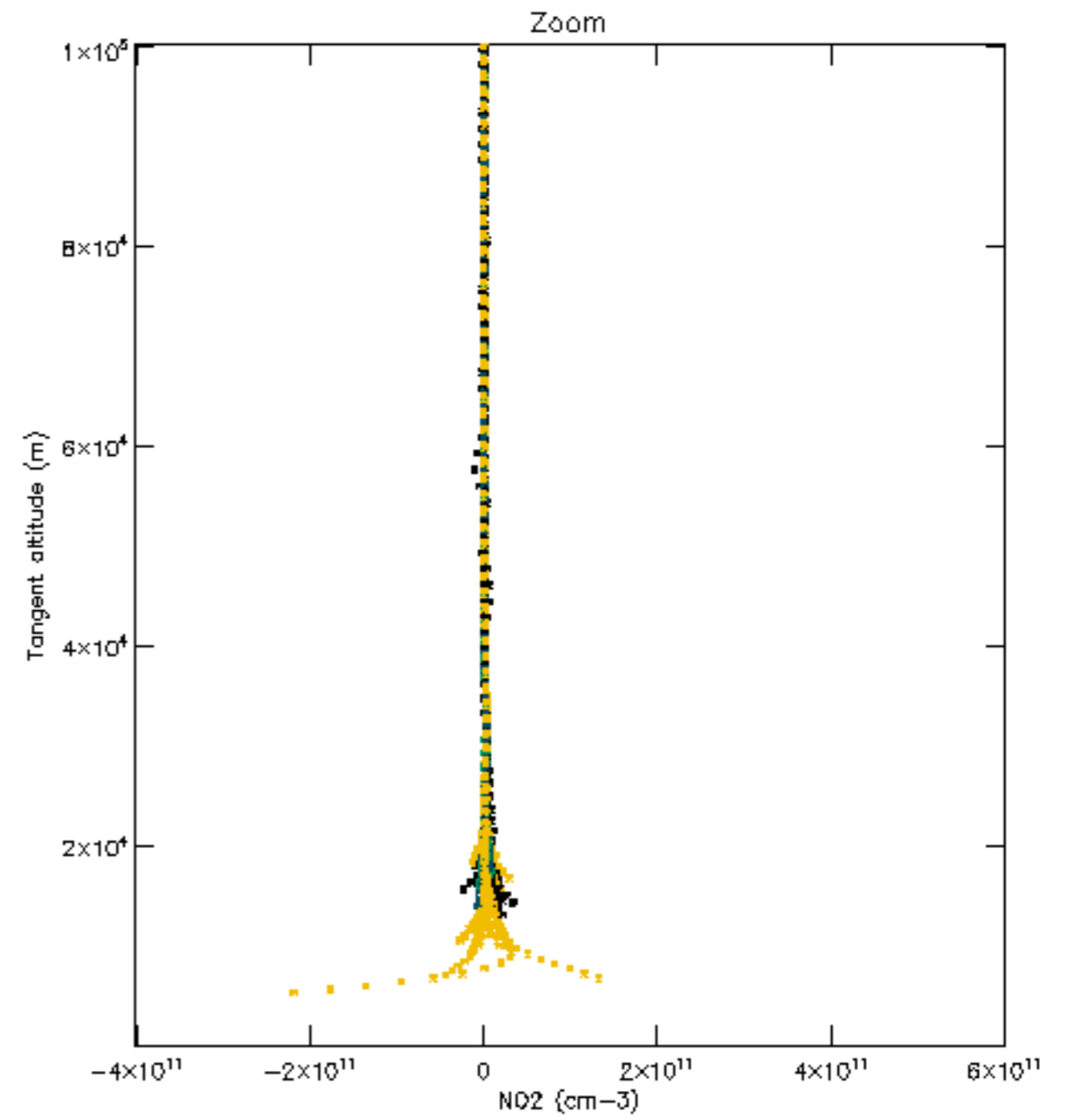
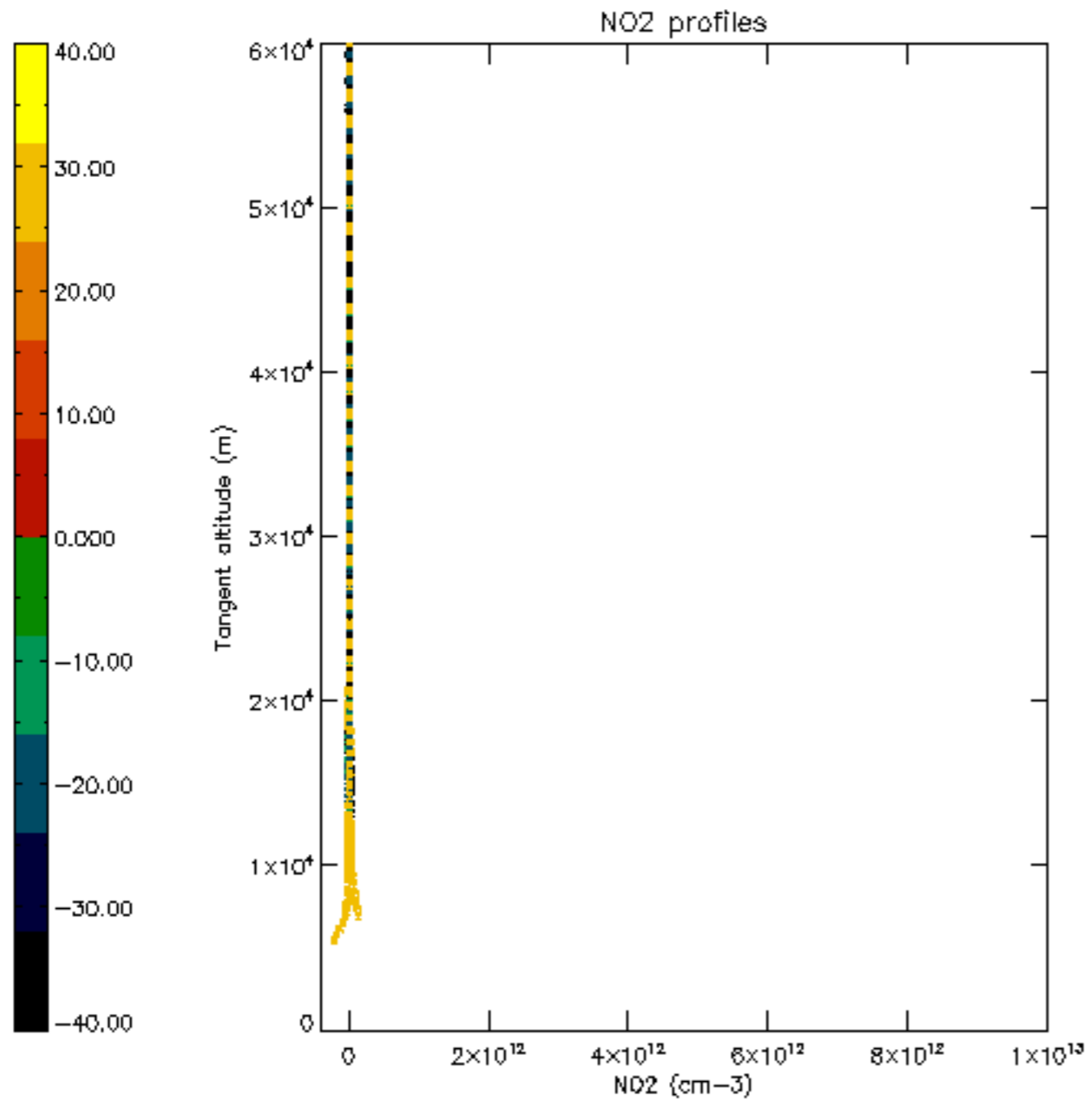


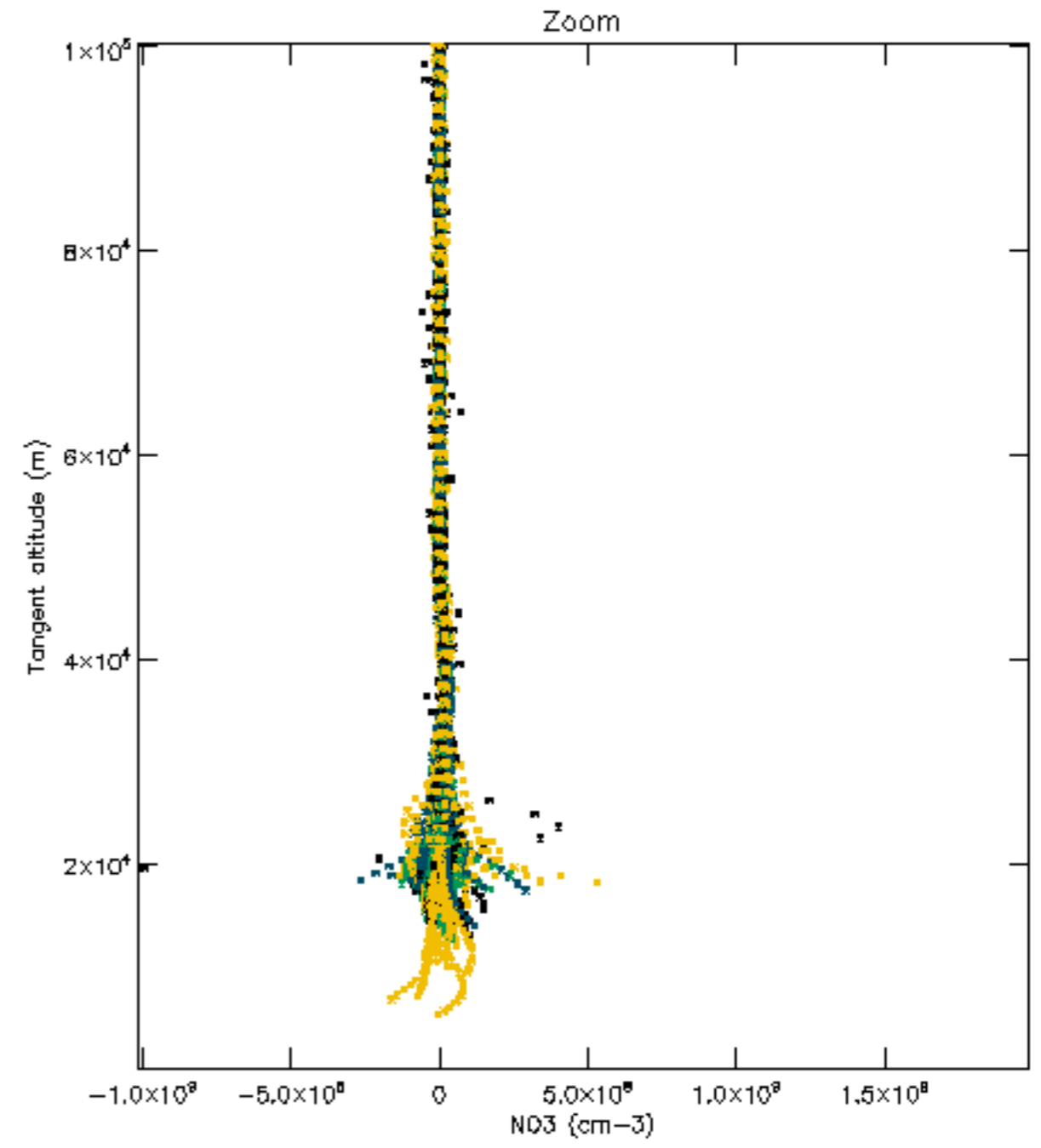
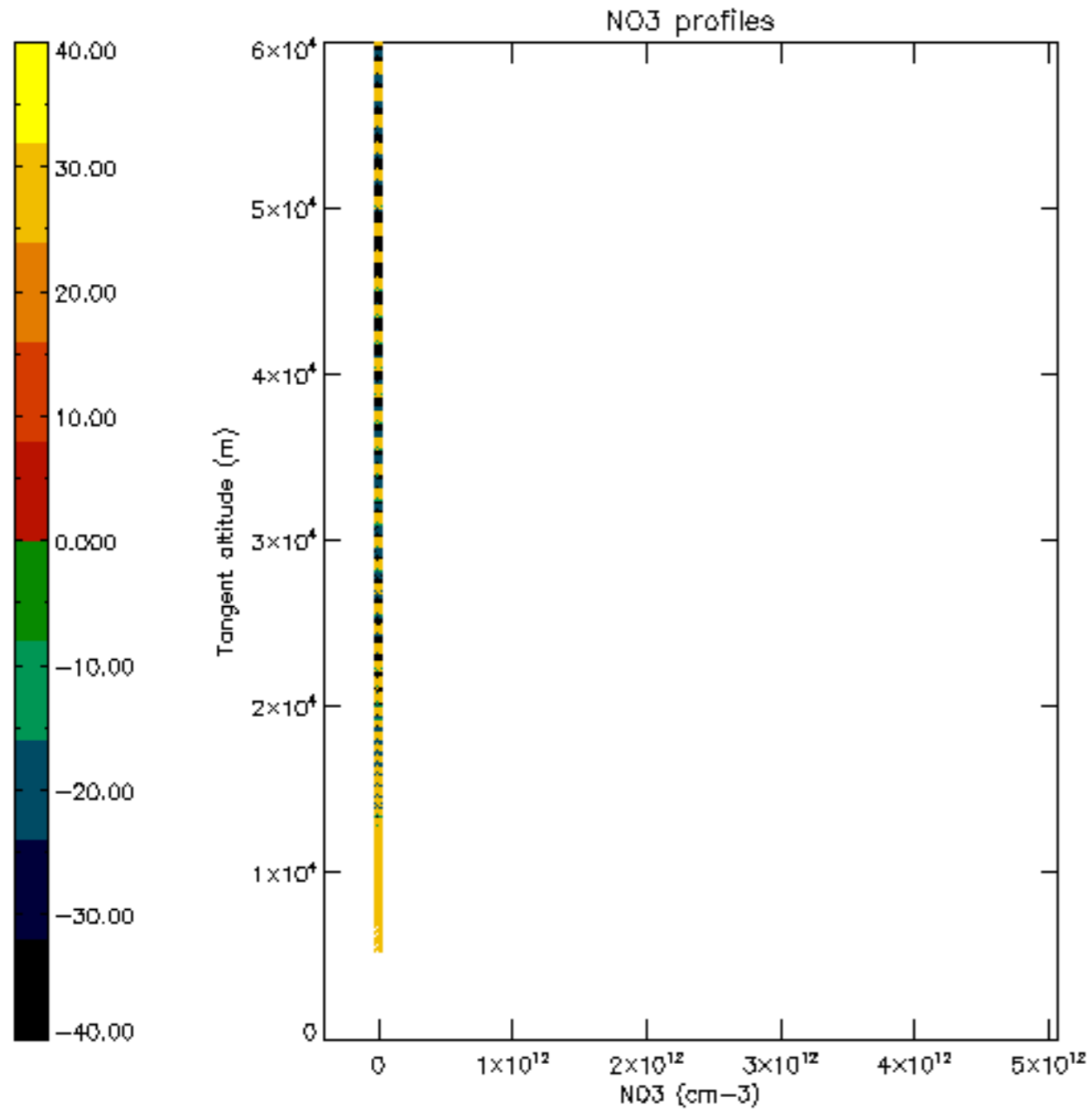




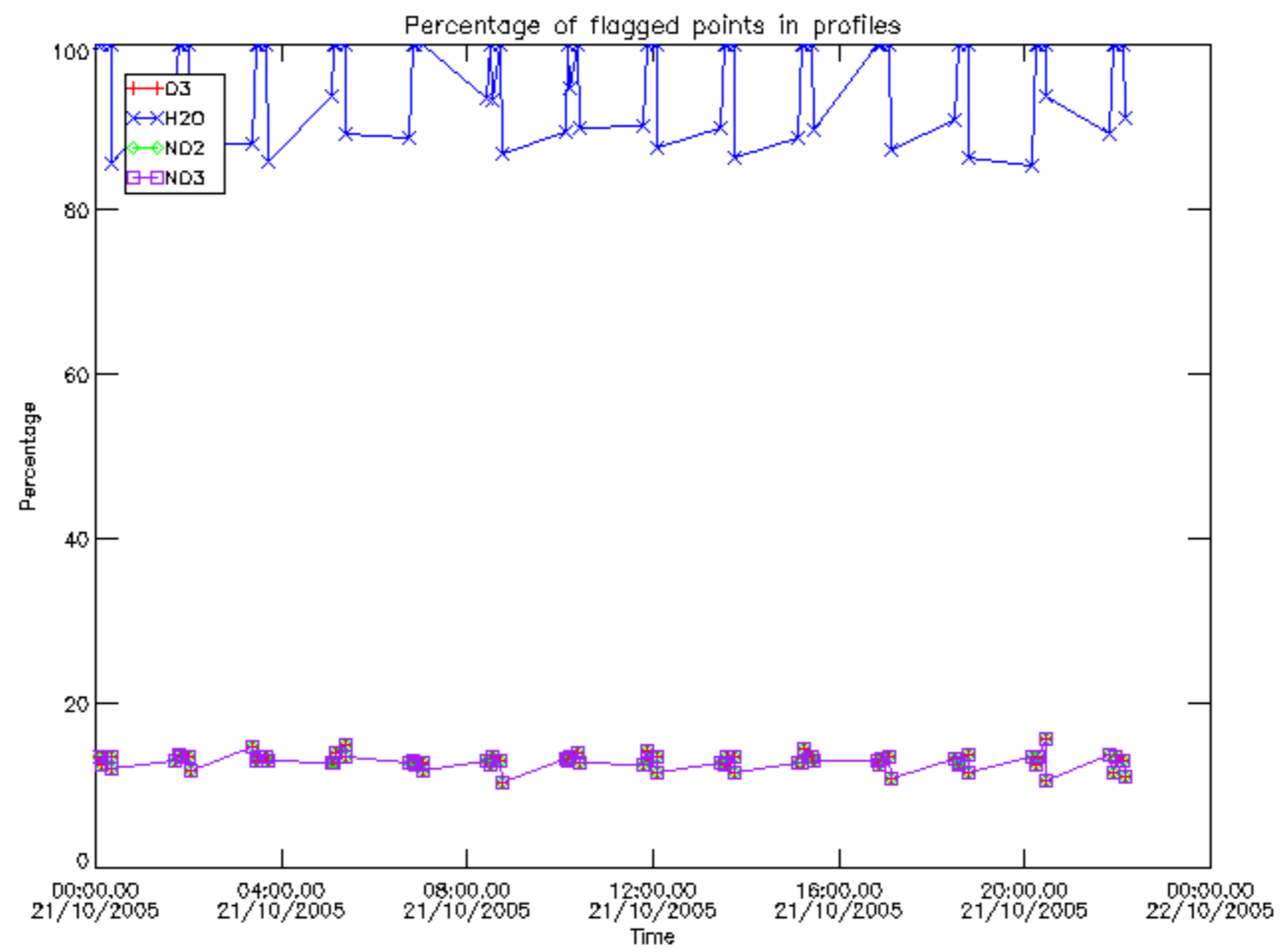




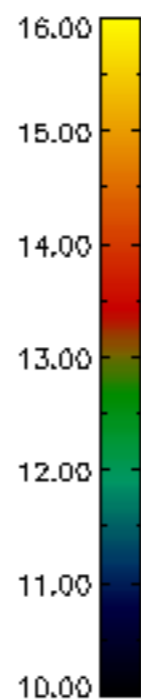
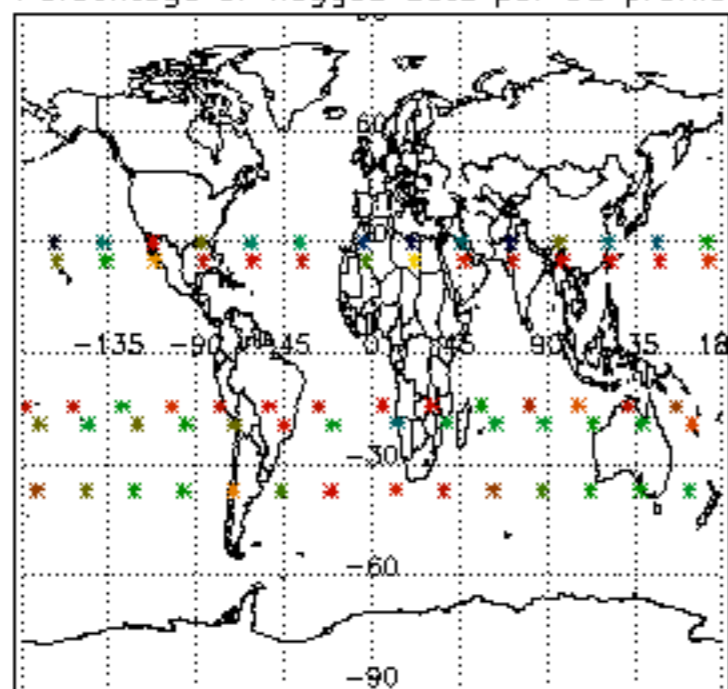




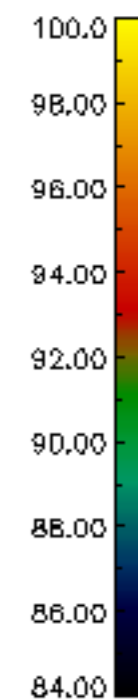
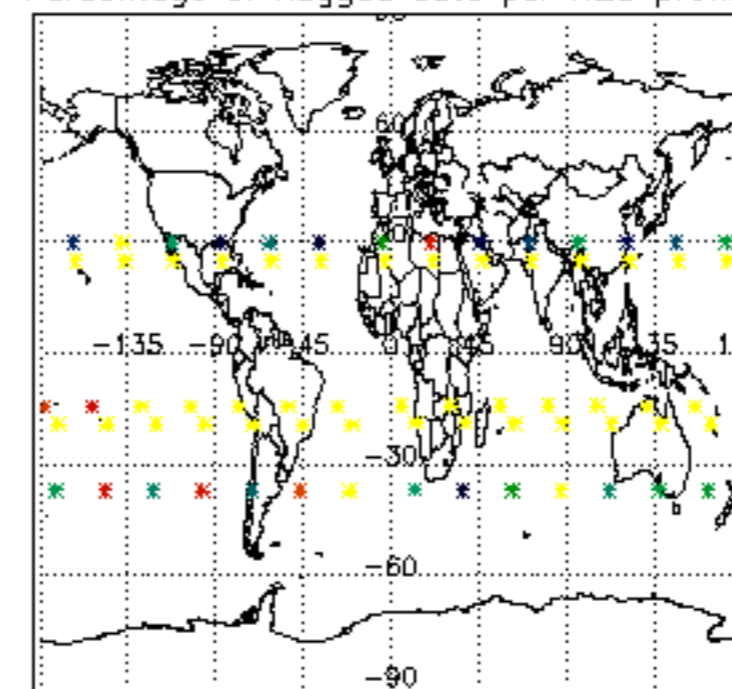




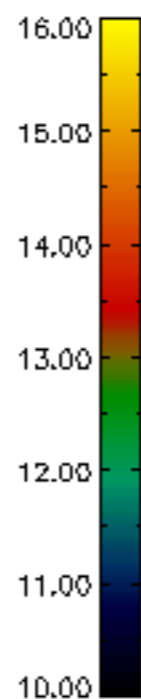
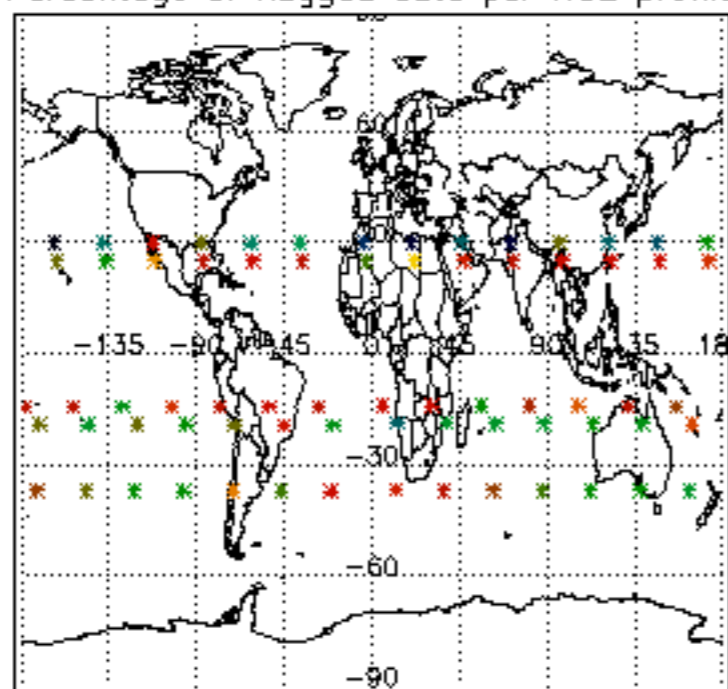
Percentage of flagged data per D3 profile



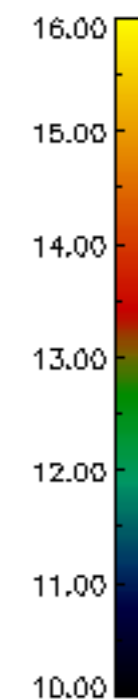
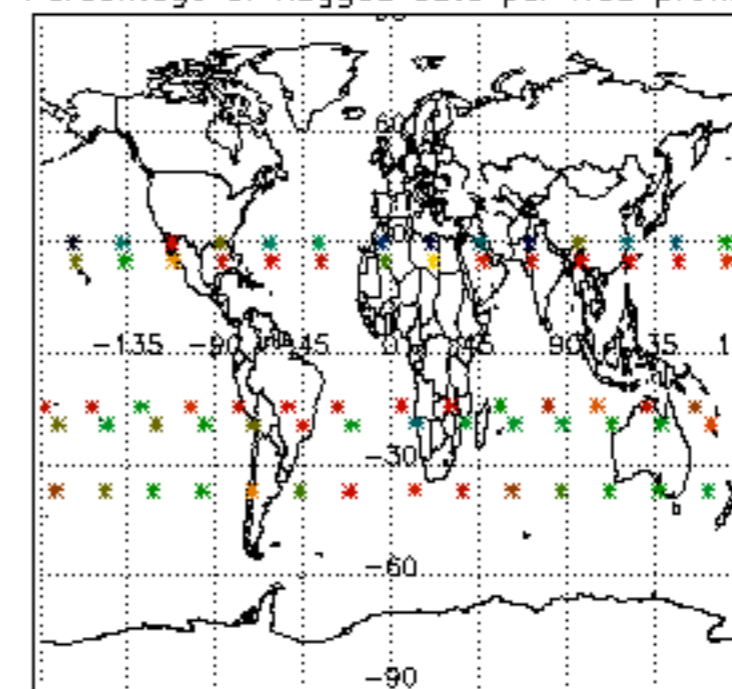
Percentage of flagged data per H2O profile

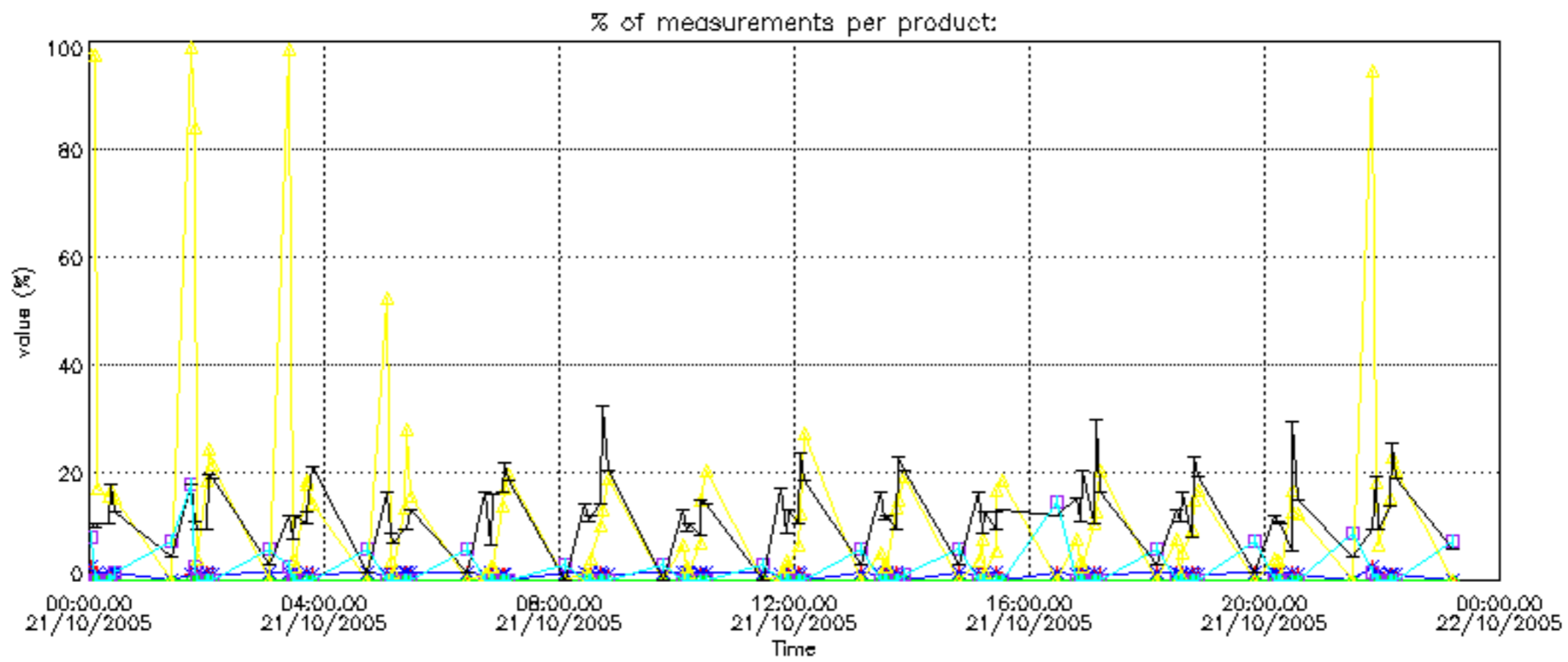


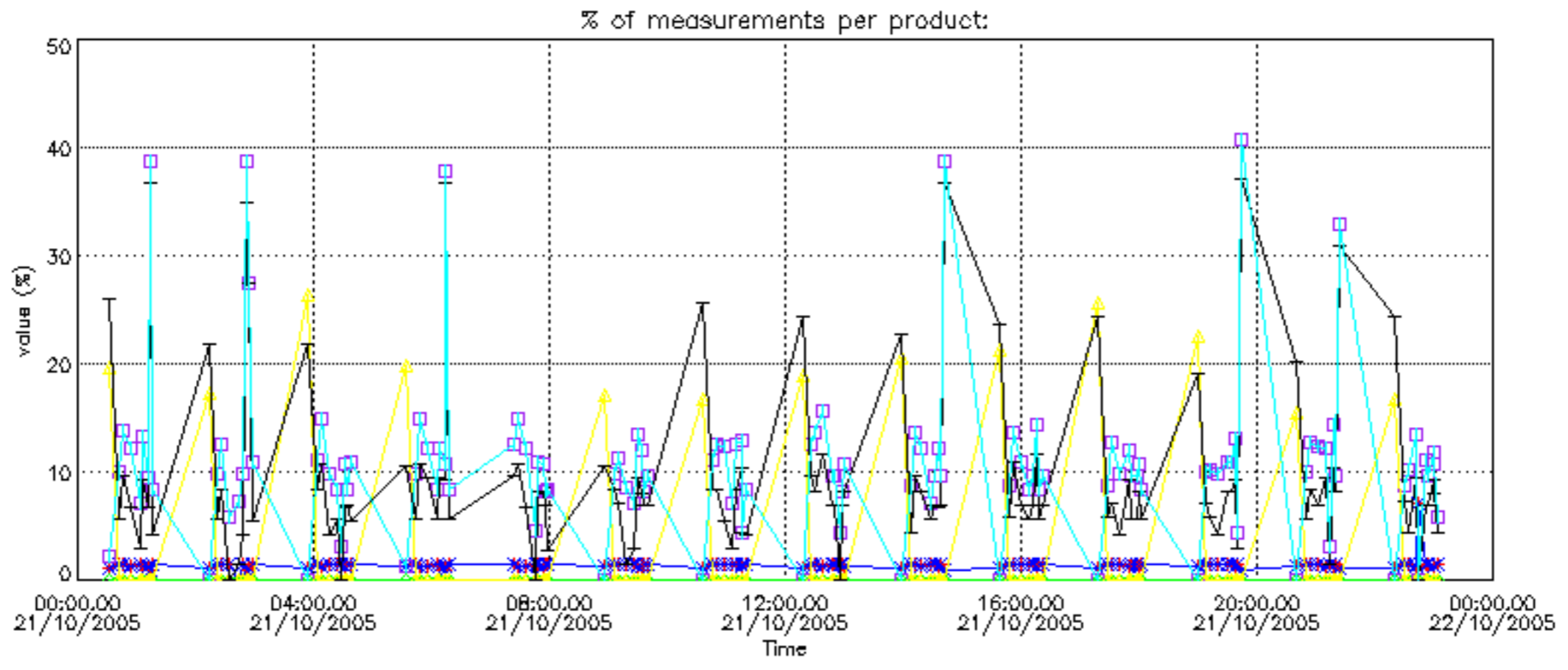
Percentage of flagged data per NO2 profile



Percentage of flagged data per NO3 profile

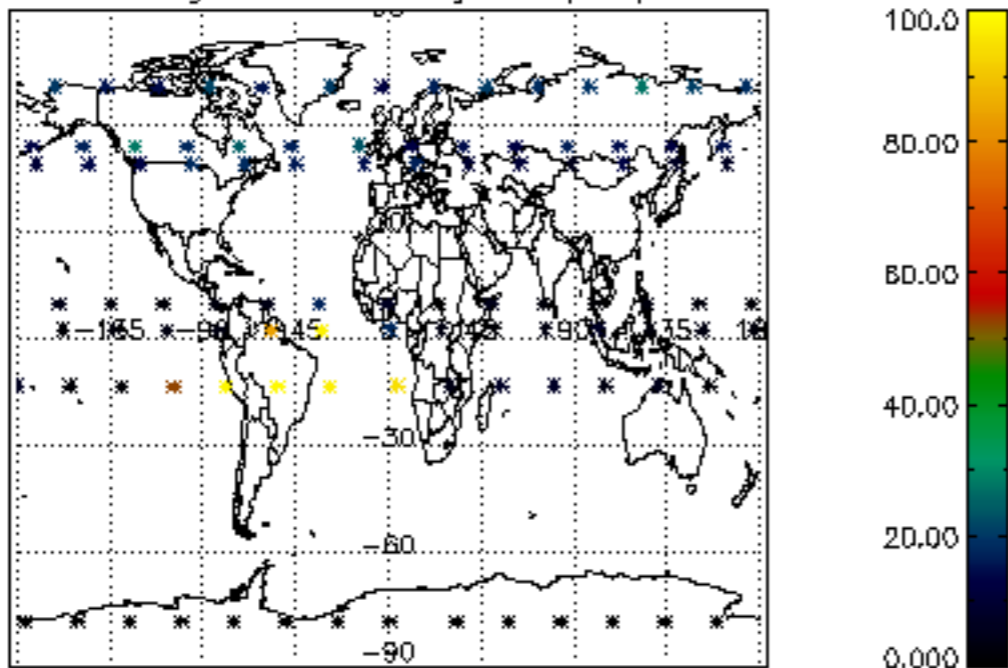




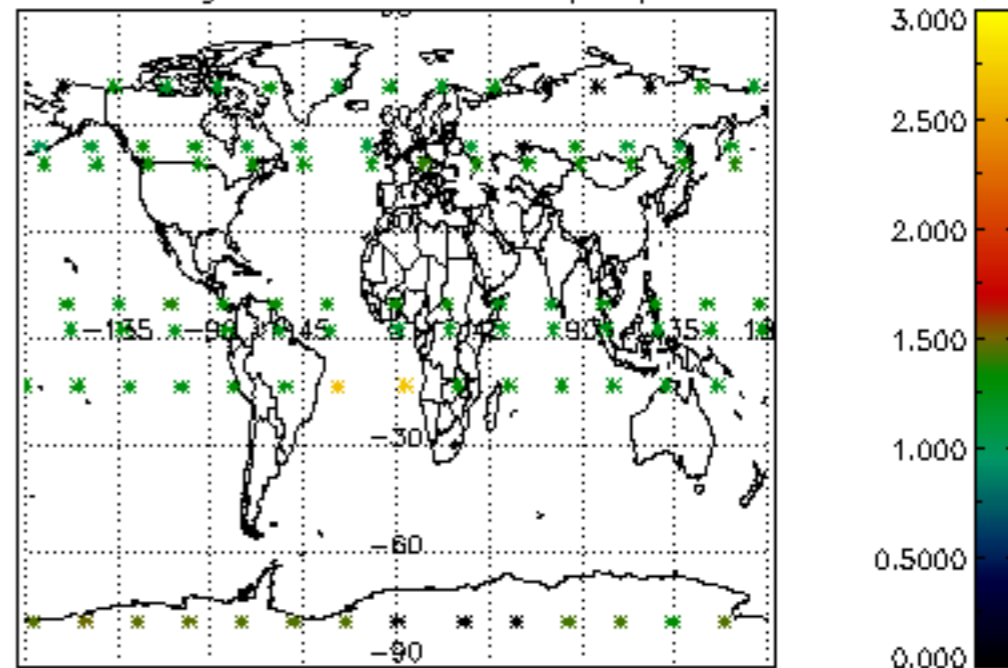




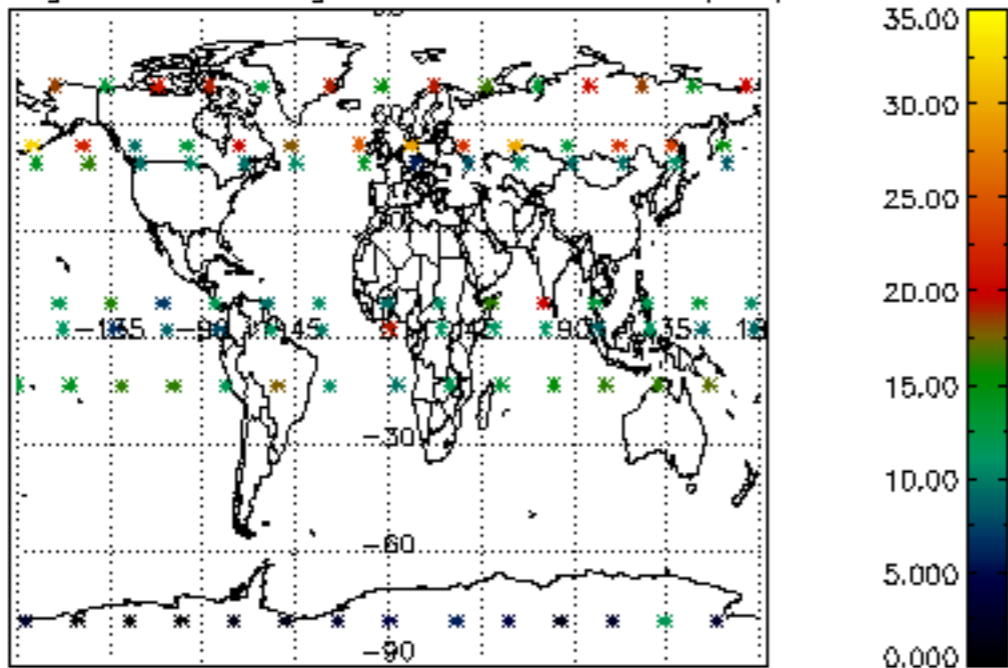
Percentage of cosmic ray hits per profile



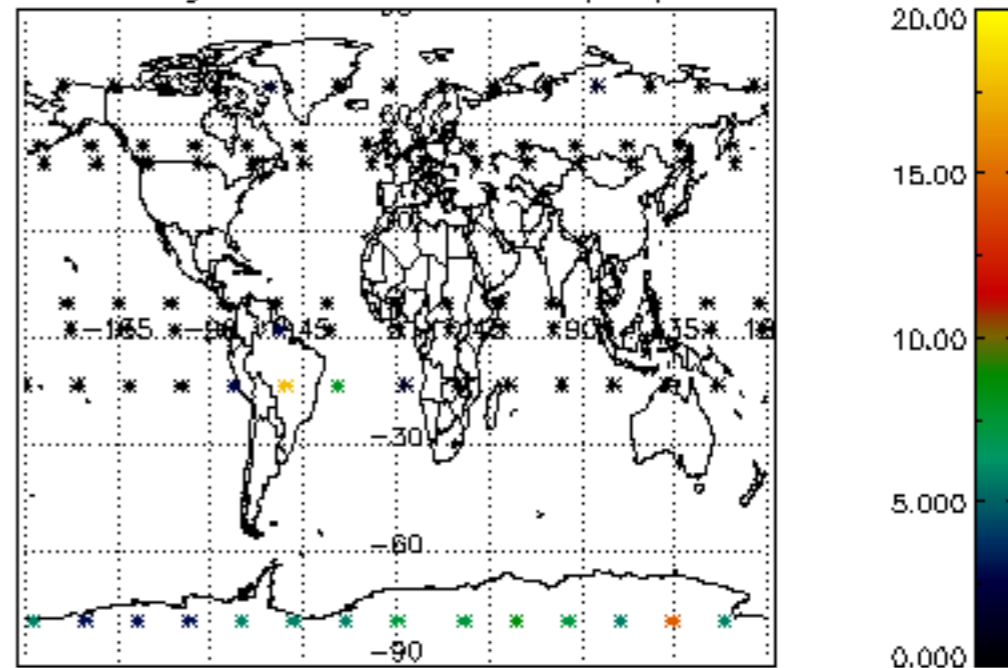
Percentage of datation errors per profile



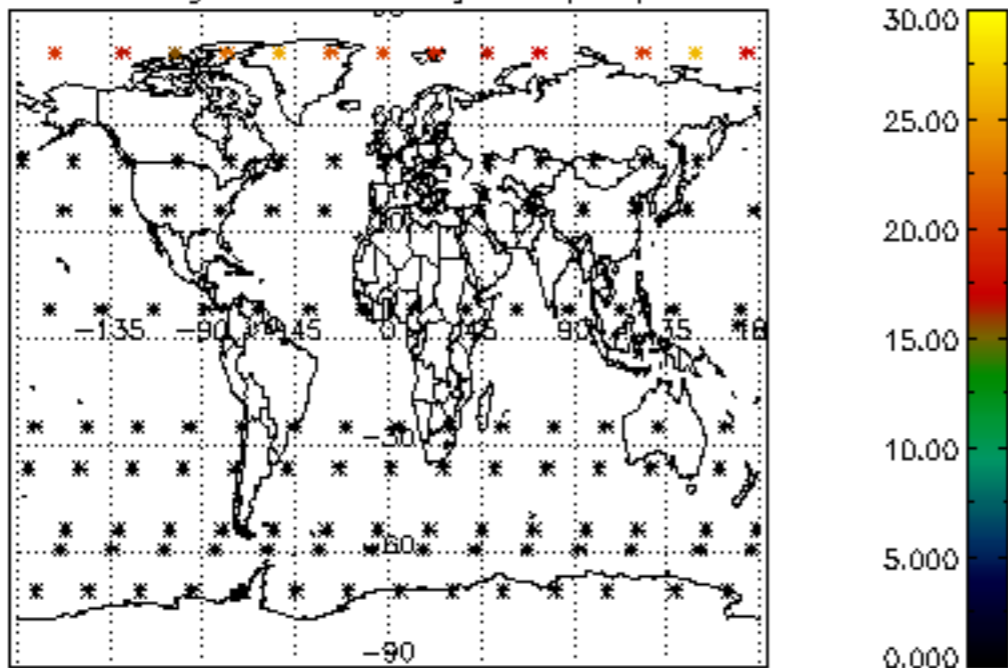
Percentage of star falling outside central band per profile



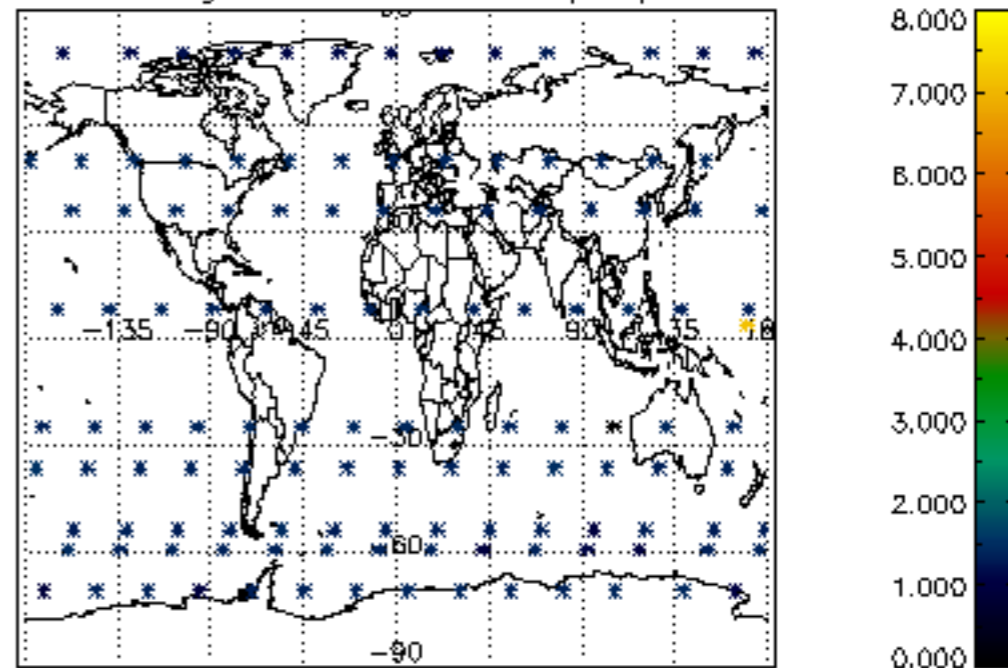
Percentage of saturation errors per profile



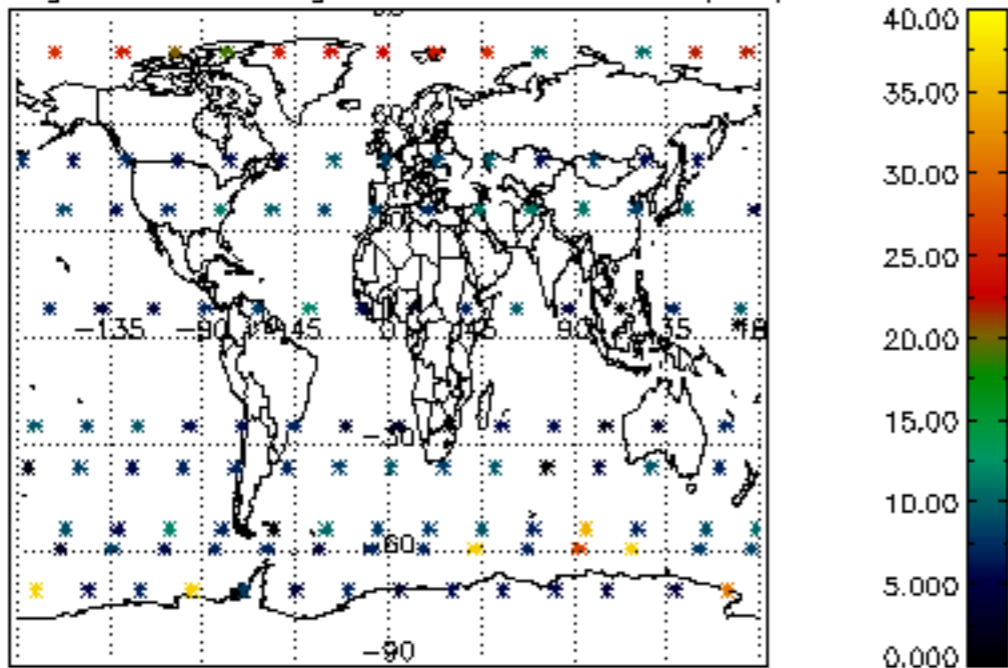
Percentage of cosmic ray hits per profile



Percentage of datation errors per profile



Percentage of star falling outside central band per profile



Percentage of saturation errors per profile

