

GOMOS Level 2 Daily Report

SUMMARY

[1. General Info](#)

[2. Summary of processed GOM_NL_2P products](#)

[3. Level 2 Quality information per product](#)

[3.1 Plot of level 2 quality information per product \(time dependant\)](#)

[3.2 Plot of level 2 quality information per product \(world map\)](#)

[4. Level 1 Quality information per product \(stored on level 2 products\)](#)

[4.1 Plot of level 1 quality information per product \(time dependant\)](#)

[4.1.1 Plot of level 1 quality information per product \(time dependant\): ASCENDING](#)

[4.1.2 Plot of level 1 quality information per product \(time dependant\): DESCENDING](#)

[4.2 Plot of level 1 quality information per product \(world map\)](#)

[4.2.1 Plot of level 1 quality information per product \(world map\): ASCENDING](#)

[4.2.2 Plot of level 1 quality information per product \(world map\): DESCENDING](#)

[5. Ozone profiles based on quality statistics and other trace gas profiles](#)

[5.1 Ozone statistics based on quality of products](#)

[5.2 Plot ozone profiles for all STD \(dark without errors\)](#)

[5.3 Plot ozone profiles where STD < 20% \(dark without errors\)](#)

[5.4. Plot ozone profiles where STD < 10% \(dark without errors\)](#)

[5.5. Plot ozone profiles where STD < 5% \(dark without errors\)](#)

[5.6 Plot NO2 profiles for all STD \(dark without errors\)](#)

[5.7 Plot NO3 profiles for all STD \(dark without errors\)](#)

[5.8 Plot H2O profiles \(only for occultations of stars 1,2,3,4,13,14,16,26,63 dark without errors\) for all STD](#)

[6. Auxiliary Data Files used for the production reported in section 2](#)

This report presents the daily analysis on parameters extracted from GOMOS level 2 data (GOM_NL__2P). It is intended to monitor some important parameters that will impact the quality of these products. A list of level 2 products (and content) that have arrived during the reporting day to the PCF is also given.

Item	Value
Time of report generation	18APR2013 11:58:11
Data source version	GOMOS/6.01
Start time of products	20-10-2005 (20OCT2005 00:00:00)
Stop time of products	21-10-2005 (21OCT2005 00:00:00)
Store outputs in DB	Yes
Nb of level 2 prods	226
Nb of prods with errors	0

2. Summary of processed GOM_NL__2P products.

Nr	Filename	UTC Start time	Limb	Duration	Star Id	Star Name	Star Mag	Star Temp	Nb Meas	Orbit	Prod. error
1	GOM_NL__2PRFIN20051020_000232_000000382041_00431_19022_7771.N1	20-OCT-2005 00:02:32	Bright	37.500	36	50Alp UMa	1.8000	6300.0	75	19022	No
2	GOM_NL__2PRFIN20051020_000406_000000532041_00431_19022_7772.N1	20-OCT-2005 00:04:06	Bright	53.000	82	48Bet UMa	2.3650	10600.	106	19022	No
3	GOM_NL__2PRFIN20051020_000733_000000532041_00431_19022_7773.N1	20-OCT-2005 00:07:33	Bright	53.000	174	52Psi UMa	3.0040	4400.0	106	19022	No
4	GOM_NL__2PRFIN20051020_001426_000000332041_00431_19022_7774.N1	20-OCT-2005 00:14:26	Bright	33.000	96	68Del Leo	2.5600	9300.0	66	19022	No
5	GOM_NL__2PRFIN20051020_003359_000000402041_00431_19022_7775.N1	20-OCT-2005 00:33:59	Dark	40.000	113	Mu Vel	2.6920	5000.0	80	19022	No
6	GOM_NL__2PRFIN20051020_003817_000000412041_00432_19023_7760.N1	20-OCT-2005 00:38:17	Dark	40.500	46	Del Vel	1.9540	10600.	81	19023	No
7	GOM_NL__2PRFIN20051020_004025_000000382041_00432_19023_7761.N1	20-OCT-2005 00:40:25	Dark	37.500	29	Bet Car	1.6720	10200.	75	19023	No
8	GOM_NL__2PRFIN20051020_005128_000000392041_00432_19023_7762.N1	20-OCT-2005 00:51:28	Dark	38.500	143	Alp Hyi	2.8570	7200.0	77	19023	No
9	GOM_NL__2PRFIN20051020_005254_000000472041_00432_19023_7763.N1	20-OCT-2005 00:52:54	Dark	46.500	9	Alp Eri	0.45300	24000.	93	19023	No
10	GOM_NL__2PRFIN20051020_005750_000000412041_00432_19023_7764.N1	20-OCT-2005 00:57:50	Straylight	41.000	84	Alp Phe	2.3970	4500.0	82	19023	No
11	GOM_NL__2PRFIN20051020_010424_000000412041_00432_19023_7765.N1	20-OCT-2005 01:04:24	Straylight	41.000	52	16Bet Cet	2.0370	4500.0	82	19023	No
12	GOM_NL__2PRFIN20051020_011356_000000342041_00432_19023_7766.N1	20-OCT-2005 01:13:56	Bright	34.000	140	88Gam Peg	2.8340	26000.	68	19023	No
13	GOM_NL__2PRFIN20051020_011751_000000352041_00432_19023_7767.N1	20-OCT-2005 01:17:51	Bright	34.500	58	21Alp And	2.0730	11000.	69	19023	No
14	GOM_NL__2PRFIN20051020_012544_000000392041_00432_19023_7768.N1	20-OCT-2005 01:25:44	Bright	39.000	68	18Alp Cas	2.2250	4500.0	78	19023	No
15	GOM_NL__2PRFIN20051020_013453_000000362041_00432_19023_7769.N1	20-OCT-2005 01:34:53	Bright	36.000	49	1Alp UMi	1.9900	6300.0	72	19023	No
16	GOM_NL__2PRFIN20051020_013807_000000372041_00432_19023_7770.N1	20-OCT-2005 01:38:07	Bright	36.500	60	7Bet UMi	2.0810	3950.0	73	19023	No
17	GOM_NL__2PRFIN20051020_014307_000000382041_00432_19023_7771.N1	20-OCT-2005 01:43:07	Bright	37.500	36	50Alp UMa	1.8000	6300.0	75	19023	No
18	GOM_NL__2PRFIN20051020_014442_000000372041_00432_19023_7772.N1	20-OCT-2005 01:44:42	Bright	36.500	82	48Bet UMa	2.3650	10600.	73	19023	No
19	GOM_NL__2PRFIN20051020_014809_000000532041_00432_19023_7773.N1	20-OCT-2005 01:48:09	Bright	53.000	174	52Psi UMa	3.0040	4400.0	106	19023	No
20	GOM_NL__2PRFIN20051020_015502_000000342041_00432_19023_7774.N1	20-OCT-2005 01:55:02	Bright	34.000	96	68Del Leo	2.5600	9300.0	68	19023	No
21	GOM_NL__2PRFIN20051020_021434_000000412041_00432_19023_7775.N1	20-OCT-2005 02:14:34	Dark	40.500	113	Mu Vel	2.6920	5000.0	81	19023	No
22	GOM_NL__2PRFIN20051020_021854_000000412041_00433_19024_7802.N1	20-OCT-2005 02:18:54	Dark	40.500	46	Del Vel	1.9540	10600.	81	19024	No
23	GOM_NL__2PRFIN20051020_022101_000000392041_00433_19024_7803.N1	20-OCT-2005 02:21:01	Dark	39.000	29	Bet Car	1.6720	10200.	78	19024	No
24	GOM_NL__2PRFIN20051020_023205_000000372041_00433_19024_7804.N1	20-OCT-2005 02:32:05	Dark	37.000	143	Alp Hyi	2.8570	7200.0	74	19024	No
25	GOM_NL__2PRFIN20051020_023330_000000402041_00433_19024_7805.N1	20-OCT-2005 02:33:30	Dark	39.500	9	Alp Eri	0.45300	24000.	79	19024	No
26	GOM_NL__2PRFIN20051020_023826_000000382041_00433_19024_7806.N1	20-OCT-2005 02:38:26	Straylight	38.000	84	Alp Phe	2.3970	4500.0	76	19024	No
27	GOM_NL__2PRFIN20051020_024500_000000412041_00433_19024_7807.N1	20-OCT-2005 02:45:00	Straylight	40.500	52	16Bet Cet	2.0370	4500.0	81	19024	No
28	GOM_NL__2PRFIN20051020_025432_000000352041_00433_19024_7808.N1	20-OCT-2005 02:54:32	Bright	35.000	140	88Gam Peg	2.8340	26000.	70	19024	No
29	GOM_NL__2PRFIN20051020_025827_000000372041_00433_19024_7809.N1	20-OCT-2005 02:58:27	Bright	36.500	58	21Alp And	2.0730	11000.	73	19024	No
30	GOM_NL__2PRFIN20051020_030620_000000372041_00433_19024_7810.N1	20-OCT-2005 03:06:20	Bright	36.500	68	18Alp Cas	2.2250	4500.0	73	19024	No
31	GOM_NL__2PRFIN20051020_031528_000000322041_00433_19024_7811.N1	20-OCT-2005 03:15:28	Bright	31.500	49	1Alp UMi	1.9900	6300.0	63	19024	No
32	GOM_NL__2PRFIN20051020_031843_000000362041_00433_19024_7812.N1	20-OCT-2005 03:18:43	Bright	35.500	60	7Bet UMi	2.0810	3950.0	71	19024	No
33	GOM_NL__2PRFIN20051020_032343_000000382041_00433_19024_7813.N1	20-OCT-2005 03:23:43	Bright	38.000	36	50Alp UMa	1.8000	6300.0	76	19024	No
34	GOM_NL__2PRFIN20051020_032518_000000532041_00433_19024_7814.N1	20-OCT-2005 03:25:18	Bright	53.000	82	48Bet UMa	2.3650	10600.	106	19024	No
35	GOM_NL__2PRFIN20051020_032845_000000362041_00433_19024_7815.N1	20-OCT-2005 03:28:45	Bright	35.500	174	52Psi UMa	3.0040	4400.0	71	19024	No
36	GOM_NL__2PRFIN20051020_033538_000000352041_00433_19024_7816.N1	20-OCT-2005 03:35:38	Bright	34.500	96	68Del Leo	2.5600	9300.0	69	19024	No
37	GOM_NL__2PRFIN20051020_035511_000000402041_00433_19024_7817.N1	20-OCT-2005 03:55:11	Dark	40.000	113	Mu Vel	2.6920	5000.0	80	19024	No
38	GOM_NL__2PRFIN20051020_035930_000000392041_00434_19025_7783.N1	20-OCT-2005 03:59:30	Dark	38.500	46	Del Vel	1.9540	10600.	77	19025	No
39	GOM_NL__2PRFIN20051020_040137_000000392041_00434_19025_7784.N1	20-OCT-2005 04:01:37	Dark	38.500	29	Bet Car	1.6720	10200.	77	19025	No
40	GOM_NL__2PRFIN20051020_041241_000000372041_00434_19025_7785.N1	20-OCT-2005 04:12:41	Dark	37.000	143	Alp Hyi	2.8570	7200.0	74	19025	No
41	GOM_NL__2PRFIN20051020_041407_000000502041_00434_19025_7786.N1	20-OCT-2005 04:14:07	Dark	50.000	9	Alp Eri	0.45300	24000.	100	19025	No
42	GOM_NL__2PRFIN20051020_041902_000000422041_00434_19025_7787.N1	20-OCT-2005 04:19:02	Straylight	41.500	84	Alp Phe	2.3970	4500.0	83	19025	No

43	GOM_NL__2PRFIN20051020_042536_000000432041_00434_19025_7788.N1	20-OCT-2005 04: 25: 36	Straylight	43.000	52	16Bet Cet	2.0370	4500.0	86	19025	No
44	GOM_NL__2PRFIN20051020_043508_000000362041_00434_19025_7789.N1	20-OCT-2005 04: 35: 08	Bright	35.500	140	88Gam Peg	2.8340	26000.	71	19025	No
45	GOM_NL__2PRFIN20051020_043903_000000362041_00434_19025_7790.N1	20-OCT-2005 04: 39: 03	Bright	36.000	58	21Alp And	2.0730	11000.	72	19025	No
46	GOM_NL__2PRFIN20051020_044656_000000392041_00434_19025_7791.N1	20-OCT-2005 04: 46: 56	Bright	38.500	68	18Alp Cas	2.2250	4500.0	77	19025	No
47	GOM_NL__2PRFIN20051020_045605_000000362041_00434_19025_7792.N1	20-OCT-2005 04: 56: 05	Bright	35.500	49	1Alp UMi	1.9900	6300.0	71	19025	No
48	GOM_NL__2PRFIN20051020_045920_000000362041_00434_19025_7793.N1	20-OCT-2005 04: 59: 20	Bright	36.000	60	7Bet UMi	2.0810	3950.0	72	19025	No
49	GOM_NL__2PRFIN20051020_050419_000000532041_00434_19025_7794.N1	20-OCT-2005 05: 04: 19	Bright	53.000	36	50Alp UMa	1.8000	6300.0	106	19025	No
50	GOM_NL__2PRFIN20051020_050554_000000362041_00434_19025_7795.N1	20-OCT-2005 05: 05: 54	Bright	35.500	82	48Bet UMa	2.3650	10600.	71	19025	No
51	GOM_NL__2PRFIN20051020_050921_000000372041_00434_19025_7796.N1	20-OCT-2005 05: 09: 21	Bright	36.500	174	52Psi UMa	3.0040	4400.0	73	19025	No
52	GOM_NL__2PRFIN20051020_051614_000000342041_00434_19025_7797.N1	20-OCT-2005 05: 16: 14	Bright	33.500	96	68Del Leo	2.5600	9300.0	67	19025	No
53	GOM_NL__2PRFIN20051020_053547_000000422041_00434_19025_7798.N1	20-OCT-2005 05: 35: 47	Dark	42.000	113	Mu Vel	2.6920	5000.0	84	19025	No
54	GOM_NL__2PRFIN20051020_054007_000000402041_00435_19026_7784.N1	20-OCT-2005 05: 40: 07	Dark	40.000	46	Del Vel	1.9540	10600.	80	19026	No
55	GOM_NL__2PRFIN20051020_054214_000000372041_00435_19026_7785.N1	20-OCT-2005 05: 42: 14	Dark	37.000	29	Bet Car	1.6720	10200.	74	19026	No
56	GOM_NL__2PRFIN20051020_055317_000000382041_00435_19026_7786.N1	20-OCT-2005 05: 53: 17	Dark	37.500	143	Alp Hyi	2.8570	7200.0	75	19026	No
57	GOM_NL__2PRFIN20051020_055443_000000442041_00435_19026_7787.N1	20-OCT-2005 05: 54: 43	Dark	44.000	9	Alp Eri	0.45300	24000.	88	19026	No
58	GOM_NL__2PRFIN20051020_055939_000000392041_00435_19026_7788.N1	20-OCT-2005 05: 59: 39	Straylight	39.000	84	Alp Phe	2.3970	4500.0	78	19026	No
59	GOM_NL__2PRFIN20051020_060612_000000422041_00435_19026_7789.N1	20-OCT-2005 06: 06: 12	Straylight	42.000	52	16Bet Cet	2.0370	4500.0	84	19026	No
60	GOM_NL__2PRFIN20051020_061545_000000362041_00435_19026_7790.N1	20-OCT-2005 06: 15: 45	Bright	36.000	140	88Gam Peg	2.8340	26000.	72	19026	No
61	GOM_NL__2PRFIN20051020_061940_000000382041_00435_19026_7791.N1	20-OCT-2005 06: 19: 40	Bright	37.500	58	21Alp And	2.0730	11000.	75	19026	No
62	GOM_NL__2PRFIN20051020_062732_000000362041_00435_19026_7792.N1	20-OCT-2005 06: 27: 32	Bright	36.000	68	18Alp Cas	2.2250	4500.0	72	19026	No
63	GOM_NL__2PRFIN20051020_063640_000000362041_00435_19026_7793.N1	20-OCT-2005 06: 36: 40	Bright	35.500	49	1Alp UMi	1.9900	6300.0	71	19026	No
64	GOM_NL__2PRFIN20051020_063956_000000362041_00435_19026_7794.N1	20-OCT-2005 06: 39: 56	Bright	36.000	60	7Bet UMi	2.0810	3950.0	72	19026	No
65	GOM_NL__2PRFIN20051020_064455_000000402041_00435_19026_7795.N1	20-OCT-2005 06: 44: 55	Bright	39.500	36	50Alp UMa	1.8000	6300.0	79	19026	No
66	GOM_NL__2PRFIN20051020_064630_000000342041_00435_19026_7796.N1	20-OCT-2005 06: 46: 30	Bright	34.000	82	48Bet UMa	2.3650	10600.	68	19026	No
67	GOM_NL__2PRFIN20051020_064957_000000342041_00435_19026_7797.N1	20-OCT-2005 06: 49: 57	Bright	34.000	174	52Psi UMa	3.0040	4400.0	68	19026	No
68	GOM_NL__2PRFIN20051020_065650_000000342041_00435_19026_7798.N1	20-OCT-2005 06: 56: 50	Bright	34.000	96	68Del Leo	2.5600	9300.0	68	19026	No
69	GOM_NL__2PRFIN20051020_071623_000000402041_00435_19026_7799.N1	20-OCT-2005 07: 16: 23	Dark	39.500	113	Mu Vel	2.6920	5000.0	79	19026	No
70	GOM_NL__2PRFIN20051020_072250_000000392041_00436_19027_7757.N1	20-OCT-2005 07: 22: 50	Dark	39.000	29	Bet Car	1.6720	10200.	78	19027	No
71	GOM_NL__2PRFIN20051020_073354_000000392041_00436_19027_7758.N1	20-OCT-2005 07: 33: 54	Dark	38.500	143	Alp Hyi	2.8570	7200.0	77	19027	No
72	GOM_NL__2PRFIN20051020_073519_000000432041_00436_19027_7759.N1	20-OCT-2005 07: 35: 19	Dark	42.500	9	Alp Eri	0.45300	24000.	85	19027	No
73	GOM_NL__2PRFIN20051020_074015_000000412041_00436_19027_7760.N1	20-OCT-2005 07: 40: 15	Straylight	41.000	84	Alp Phe	2.3970	4500.0	82	19027	No
74	GOM_NL__2PRFIN20051020_074648_000000402041_00436_19027_7761.N1	20-OCT-2005 07: 46: 48	Straylight	39.500	52	16Bet Cet	2.0370	4500.0	79	19027	No
75	GOM_NL__2PRFIN20051020_075621_000000362041_00436_19027_7762.N1	20-OCT-2005 07: 56: 21	Bright	35.500	140	88Gam Peg	2.8340	26000.	71	19027	No
76	GOM_NL__2PRFIN20051020_080016_000000362041_00436_19027_7763.N1	20-OCT-2005 08: 00: 16	Bright	35.500	58	21Alp And	2.0730	11000.	71	19027	No
77	GOM_NL__2PRFIN20051020_080808_000000382041_00436_19027_7764.N1	20-OCT-2005 08: 08: 08	Bright	37.500	68	18Alp Cas	2.2250	4500.0	75	19027	No
78	GOM_NL__2PRFIN20051020_081716_000000352041_00436_19027_7765.N1	20-OCT-2005 08: 17: 16	Bright	35.000	49	1Alp UMi	1.9900	6300.0	70	19027	No
79	GOM_NL__2PRFIN20051020_082032_000000352041_00436_19027_7766.N1	20-OCT-2005 08: 20: 32	Bright	34.500	60	7Bet UMi	2.0810	3950.0	69	19027	No
80	GOM_NL__2PRFIN20051020_082531_000000382041_00436_19027_7767.N1	20-OCT-2005 08: 25: 31	Bright	38.000	36	50Alp UMa	1.8000	6300.0	76	19027	No
81	GOM_NL__2PRFIN20051020_082706_000000372041_00436_19027_7768.N1	20-OCT-2005 08: 27: 06	Bright	37.000	82	48Bet UMa	2.3650	10600.	74	19027	No
82	GOM_NL__2PRFIN20051020_083033_000000352041_00436_19027_7769.N1	20-OCT-2005 08: 30: 33	Bright	35.000	174	52Psi UMa	3.0040	4400.0	70	19027	No
83	GOM_NL__2PRFIN20051020_083726_000000342041_00436_19027_7770.N1	20-OCT-2005 08: 37: 26	Bright	34.000	96	68Del Leo	2.5600	9300.0	68	19027	No
84	GOM_NL__2PRFIN20051020_085659_000000422041_00436_19027_7771.N1	20-OCT-2005 08: 56: 59	Dark	42.000	113	Mu Vel	2.6920	5000.0	84	19027	No
85	GOM_NL__2PRFIN20051020_090326_000000362041_00437_19028_7757.N1	20-OCT-2005 09: 03: 26	Dark	36.000	29	Bet Car	1.6720	10200.	72	19028	No
86	GOM_NL__2PRFIN20051020_091430_000000382041_00437_19028_7758.N1	20-OCT-2005 09: 14: 30	Dark	37.500	143	Alp Hyi	2.8570	7200.0	75	19028	No
87	GOM_NL__2PRFIN20051020_091555_000000392041_00437_19028_7759.N1	20-OCT-2005 09: 15: 55	Dark	38.500	9	Alp Eri	0.45300	24000.	77	19028	No
88	GOM_NL__2PRFIN20051020_092051_000000422041_00437_19028_7760.N1	20-OCT-2005 09: 20: 51	Straylight	42.000	84	Alp Phe	2.3970	4500.0	84	19028	No
89	GOM_NL__2PRFIN20051020_092724_000000422041_00437_19028_7761.N1	20-OCT-2005 09: 27: 24	Straylight	42.000	52	16Bet Cet	2.0370	4500.0	84	19028	No
90	GOM_NL__2PRFIN20051020_093657_000000352041_00437_19028_7762.N1	20-OCT-2005 09: 36: 57	Bright	35.000	140	88Gam Peg	2.8340	26000.	70	19028	No
91	GOM_NL__2PRFIN20051020_094052_000000352041_00437_19028_7763.N1	20-OCT-2005 09: 40: 52	Bright	35.000	58	21Alp And	2.0730	11000.	70	19028	No
92	GOM_NL__2PRFIN20051020_094843_000000372041_00437_19028_7764.N1	20-OCT-2005 09: 48: 43	Bright	37.000	68	18Alp Cas	2.2250	4500.0	74	19028	No
93	GOM_NL__2PRFIN20051020_095752_000000362041_00437_19028_7765.N1	20-OCT-2005 09: 57: 52	Bright	35.500	49	1Alp UMi	1.9900	6300.0	71	19028	No
94	GOM_NL__2PRFIN20051020_100108_000000352041_00437_19028_7766.N1	20-OCT-2005 10: 01: 08	Bright	35.000	60	7Bet UMi	2.0810	3950.0	70	19028	No
95	GOM_NL__2PRFIN20051020_100607_000000382041_00437_19028_7767.N1	20-OCT-2005 10: 06: 07	Bright	37.500	36	50Alp UMa	1.8000	6300.0	75	19028	No
96	GOM_NL__2PRFIN20051020_100742_000000362041_00437_19028_7768.N1	20-OCT-2005 10: 07: 42	Bright	35.500	82	48Bet UMa	2.3650	10600.	71	19028	No
97	GOM_NL__2PRFIN20051020_101109_000000422041_00437_19028_7769.N1	20-OCT-2005 10: 11: 09	Bright	42.000	174	52Psi UMa	3.0040	4400.0	84	19028	No
98	GOM_NL__2PRFIN20051020_101803_000000332041_00437_19028_7770.N1	20-OCT-2005 10: 18: 03	Bright	32.500	96	68Del Leo	2.5600	9300.0	65	19028	No
99	GOM_NL__2PRFIN20051020_103736_000000412041_00437_19028_7771.N1	20-OCT-2005 10: 37: 36	Dark	40.500	113	Mu Vel	2.6920	5000.0	81	19028	No
100	GOM_NL__2PRFIN20051020_104157_000000412041_00438_19029_7757.N1	20-OCT-2005 10: 41: 57	Dark	40.500	46	Del Vel	1.9540	10600.	81	19029	No
101	GOM_NL__2PRFIN20051020_104402_000000392041_00438_19029_7758.N1	20-OCT-2005 10: 44: 02	Dark	39.000	29	Bet Car	1.6720	10200.	78	19029	No

102	GOM_NL__2PRFIN20051020_105506_000000392041_00438_19029_7759.N1	20-OCT-2005 10:55:06	Dark	38.500	143	Alp Hyi	2.8570	7200.0	77	19029	No
103	GOM_NL__2PRFIN20051020_105631_000000402041_00438_19029_7760.N1	20-OCT-2005 10:56:31	Dark	40.000	9	Alp Eri	0.45300	24000.	80	19029	No
104	GOM_NL__2PRFIN20051020_110127_000000372041_00438_19029_7761.N1	20-OCT-2005 11:01:27	Straylight	37.000	84	Alp Phe	2.3970	4500.0	74	19029	No
105	GOM_NL__2PRFIN20051020_110800_000000452041_00438_19029_7762.N1	20-OCT-2005 11:08:00	Straylight	45.000	52	16Bet Cet	2.0370	4500.0	90	19029	No
106	GOM_NL__2PRFIN20051020_111732_000000362041_00438_19029_7763.N1	20-OCT-2005 11:17:32	Bright	35.500	140	88Gam Peg	2.8340	26000.	71	19029	No
107	GOM_NL__2PRFIN20051020_112127_000000362041_00438_19029_7764.N1	20-OCT-2005 11:21:27	Bright	35.500	58	21Alp And	2.0730	11000.	71	19029	No
108	GOM_NL__2PRFIN20051020_112919_000000362041_00438_19029_7765.N1	20-OCT-2005 11:29:19	Bright	36.000	68	18Alp Cas	2.2250	4500.0	72	19029	No
109	GOM_NL__2PRFIN20051020_113828_000000352041_00438_19029_7766.N1	20-OCT-2005 11:38:28	Bright	35.000	49	1Alp UMi	1.9900	6300.0	70	19029	No
110	GOM_NL__2PRFIN20051020_114144_000000362041_00438_19029_7767.N1	20-OCT-2005 11:41:44	Bright	35.500	60	7Bet UMi	2.0810	3950.0	71	19029	No
111	GOM_NL__2PRFIN20051020_114643_000000382041_00438_19029_7768.N1	20-OCT-2005 11:46:43	Bright	37.500	36	50Alp UMa	1.8000	6300.0	75	19029	No
112	GOM_NL__2PRFIN20051020_114817_000000362041_00438_19029_7769.N1	20-OCT-2005 11:48:17	Bright	35.500	82	48Bet UMa	2.3650	10600.	71	19029	No
113	GOM_NL__2PRFIN20051020_115145_000000352041_00438_19029_7770.N1	20-OCT-2005 11:51:45	Bright	35.000	174	52Psi UMa	3.0040	4400.0	70	19029	No
114	GOM_NL__2PRFIN20051020_115839_000000342041_00438_19029_7771.N1	20-OCT-2005 11:58:39	Bright	33.500	96	68Del Leo	2.5600	9300.0	67	19029	No
115	GOM_NL__2PRFIN20051020_121812_000000412041_00438_19029_7772.N1	20-OCT-2005 12:18:12	Dark	40.500	113	Mu Vel	2.6920	5000.0	81	19029	No
116	GOM_NL__2PRFIN20051020_122233_000000402041_00439_19030_7757.N1	20-OCT-2005 12:22:33	Dark	39.500	46	Del Vel	1.9540	10600.	79	19030	No
117	GOM_NL__2PRFIN20051020_122438_000000392041_00439_19030_7758.N1	20-OCT-2005 12:24:38	Dark	39.000	29	Bet Car	1.6720	10200.	78	19030	No
118	GOM_NL__2PRFIN20051020_123542_000000372041_00439_19030_7759.N1	20-OCT-2005 12:35:42	Dark	36.500	143	Alp Hyi	2.8570	7200.0	73	19030	No
119	GOM_NL__2PRFIN20051020_123707_000000432041_00439_19030_7760.N1	20-OCT-2005 12:37:07	Dark	43.000	9	Alp Eri	0.45300	24000.	86	19030	No
120	GOM_NL__2PRFIN20051020_124203_000000422041_00439_19030_7761.N1	20-OCT-2005 12:42:03	Straylight	41.500	84	Alp Phe	2.3970	4500.0	83	19030	No
121	GOM_NL__2PRFIN20051020_124836_000000432041_00439_19030_7762.N1	20-OCT-2005 12:48:36	Straylight	43.000	52	16Bet Cet	2.0370	4500.0	86	19030	No
122	GOM_NL__2PRFIN20051020_125809_000000362041_00439_19030_7763.N1	20-OCT-2005 12:58:09	Bright	35.500	140	88Gam Peg	2.8340	26000.	71	19030	No
123	GOM_NL__2PRFIN20051020_130203_000000362041_00439_19030_7764.N1	20-OCT-2005 13:02:03	Bright	35.500	58	21Alp And	2.0730	11000.	71	19030	No
124	GOM_NL__2PRFIN20051020_130955_000000372041_00439_19030_7765.N1	20-OCT-2005 13:09:55	Bright	36.500	68	18Alp Cas	2.2250	4500.0	73	19030	No
125	GOM_NL__2PRFIN20051020_131904_000000362041_00439_19030_7766.N1	20-OCT-2005 13:19:04	Bright	36.000	49	1Alp UMi	1.9900	6300.0	72	19030	No
126	GOM_NL__2PRFIN20051020_132220_000000352041_00439_19030_7767.N1	20-OCT-2005 13:22:20	Bright	34.500	60	7Bet UMi	2.0810	3950.0	69	19030	No
127	GOM_NL__2PRFIN20051020_132719_000000382041_00439_19030_7768.N1	20-OCT-2005 13:27:19	Bright	38.000	36	50Alp UMa	1.8000	6300.0	76	19030	No
128	GOM_NL__2PRFIN20051020_132853_000000372041_00439_19030_7769.N1	20-OCT-2005 13:28:53	Bright	36.500	82	48Bet UMa	2.3650	10600.	73	19030	No
129	GOM_NL__2PRFIN20051020_133221_000000352041_00439_19030_7770.N1	20-OCT-2005 13:32:21	Bright	35.000	174	52Psi UMa	3.0040	4400.0	70	19030	No
130	GOM_NL__2PRFIN20051020_133915_000000422041_00439_19030_7771.N1	20-OCT-2005 13:39:15	Bright	42.000	96	68Del Leo	2.5600	9300.0	84	19030	No
131	GOM_NL__2PRFIN20051020_135848_000000422041_00439_19030_7772.N1	20-OCT-2005 13:58:48	Dark	42.000	113	Mu Vel	2.6920	5000.0	84	19030	No
132	GOM_NL__2PRFIN20051020_140309_000000402041_00440_19031_7777.N1	20-OCT-2005 14:03:09	Dark	40.000	46	Del Vel	1.9540	10600.	80	19031	No
133	GOM_NL__2PRFIN20051020_140515_000000392041_00440_19031_7778.N1	20-OCT-2005 14:05:15	Dark	39.000	29	Bet Car	1.6720	10200.	78	19031	No
134	GOM_NL__2PRFIN20051020_141618_000000392041_00440_19031_7779.N1	20-OCT-2005 14:16:18	Dark	38.500	143	Alp Hyi	2.8570	7200.0	77	19031	No
135	GOM_NL__2PRFIN20051020_141744_000000412041_00440_19031_7780.N1	20-OCT-2005 14:17:44	Dark	41.000	9	Alp Eri	0.45300	24000.	82	19031	No
136	GOM_NL__2PRFIN20051020_142239_000000412041_00440_19031_7781.N1	20-OCT-2005 14:22:39	Straylight	40.500	84	Alp Phe	2.3970	4500.0	81	19031	No
137	GOM_NL__2PRFIN20051020_142913_000000412041_00440_19031_7782.N1	20-OCT-2005 14:29:13	Straylight	41.000	52	16Bet Cet	2.0370	4500.0	82	19031	No
138	GOM_NL__2PRFIN20051020_143845_000000352041_00440_19031_7783.N1	20-OCT-2005 14:38:45	Bright	34.500	140	88Gam Peg	2.8340	26000.	69	19031	No
139	GOM_NL__2PRFIN20051020_144239_000000352041_00440_19031_7784.N1	20-OCT-2005 14:42:39	Bright	34.500	58	21Alp And	2.0730	11000.	69	19031	No
140	GOM_NL__2PRFIN20051020_145031_000000382041_00440_19031_7785.N1	20-OCT-2005 14:50:31	Bright	37.500	68	18Alp Cas	2.2250	4500.0	75	19031	No
141	GOM_NL__2PRFIN20051020_145940_000000332041_00440_19031_7786.N1	20-OCT-2005 14:59:40	Bright	33.000	49	1Alp UMi	1.9900	6300.0	66	19031	No
142	GOM_NL__2PRFIN20051020_150257_000000352041_00440_19031_7787.N1	20-OCT-2005 15:02:57	Bright	35.000	60	7Bet UMi	2.0810	3950.0	70	19031	No
143	GOM_NL__2PRFIN20051020_150755_000000372041_00440_19031_7788.N1	20-OCT-2005 15:07:55	Bright	36.500	36	50Alp UMa	1.8000	6300.0	73	19031	No
144	GOM_NL__2PRFIN20051020_150929_000000372041_00440_19031_7789.N1	20-OCT-2005 15:09:29	Bright	36.500	82	48Bet UMa	2.3650	10600.	73	19031	No
145	GOM_NL__2PRFIN20051020_151257_000000372041_00440_19031_7790.N1	20-OCT-2005 15:12:57	Bright	37.000	174	52Psi UMa	3.0040	4400.0	74	19031	No
146	GOM_NL__2PRFIN20051020_151951_000000442041_00440_19031_7791.N1	20-OCT-2005 15:19:51	Bright	44.000	96	68Del Leo	2.5600	9300.0	88	19031	No
147	GOM_NL__2PRFIN20051020_153924_000000402041_00440_19031_7792.N1	20-OCT-2005 15:39:24	Dark	40.000	113	Mu Vel	2.6920	5000.0	80	19031	No
148	GOM_NL__2PRFIN20051020_154346_000000412041_00441_19032_7777.N1	20-OCT-2005 15:43:46	Dark	40.500	46	Del Vel	1.9540	10600.	81	19032	No
149	GOM_NL__2PRFIN20051020_154551_000000412041_00441_19032_7778.N1	20-OCT-2005 15:45:51	Dark	40.500	29	Bet Car	1.6720	10200.	81	19032	No
150	GOM_NL__2PRFIN20051020_155654_000000392041_00441_19032_7779.N1	20-OCT-2005 15:56:54	Dark	38.500	143	Alp Hyi	2.8570	7200.0	77	19032	No
151	GOM_NL__2PRFIN20051020_155820_000000462041_00441_19032_7780.N1	20-OCT-2005 15:58:20	Dark	45.500	9	Alp Eri	0.45300	24000.	91	19032	No
152	GOM_NL__2PRFIN20051020_160315_000000382041_00441_19032_7781.N1	20-OCT-2005 16:03:15	Straylight	38.000	84	Alp Phe	2.3970	4500.0	76	19032	No
153	GOM_NL__2PRFIN20051020_160949_000000452041_00441_19032_7782.N1	20-OCT-2005 16:09:49	Straylight	45.000	52	16Bet Cet	2.0370	4500.0	90	19032	No
154	GOM_NL__2PRFIN20051020_161920_000000352041_00441_19032_7783.N1	20-OCT-2005 16:19:20	Bright	35.000	140	88Gam Peg	2.8340	26000.	70	19032	No
155	GOM_NL__2PRFIN20051020_162316_000000372041_00441_19032_7784.N1	20-OCT-2005 16:23:16	Bright	36.500	58	21Alp And	2.0730	11000.	73	19032	No
156	GOM_NL__2PRFIN20051020_163107_000000382041_00441_19032_7785.N1	20-OCT-2005 16:31:07	Bright	38.000	68	18Alp Cas	2.2250	4500.0	76	19032	No
157	GOM_NL__2PRFIN20051020_164016_000000362041_00441_19032_7786.N1	20-OCT-2005 16:40:16	Bright	35.500	49	1Alp UMi	1.9900	6300.0	71	19032	No
158	GOM_NL__2PRFIN20051020_164333_000000362041_00441_19032_7787.N1	20-OCT-2005 16:43:33	Bright	36.000	60	7Bet UMi	2.0810	3950.0	72	19032	No
159	GOM_NL__2PRFIN20051020_164831_000000382041_00441_19032_7788.N1	20-OCT-2005 16:48:31	Bright	38.000	36	50Alp UMa	1.8000	6300.0	76	19032	No
160	GOM_NL__2PRFIN20051020_165005_000000352041_00441_19032_7789.N1	20-OCT-2005 16:50:05	Bright	35.000	82	48Bet UMa	2.3650	10600.	70	19032	No

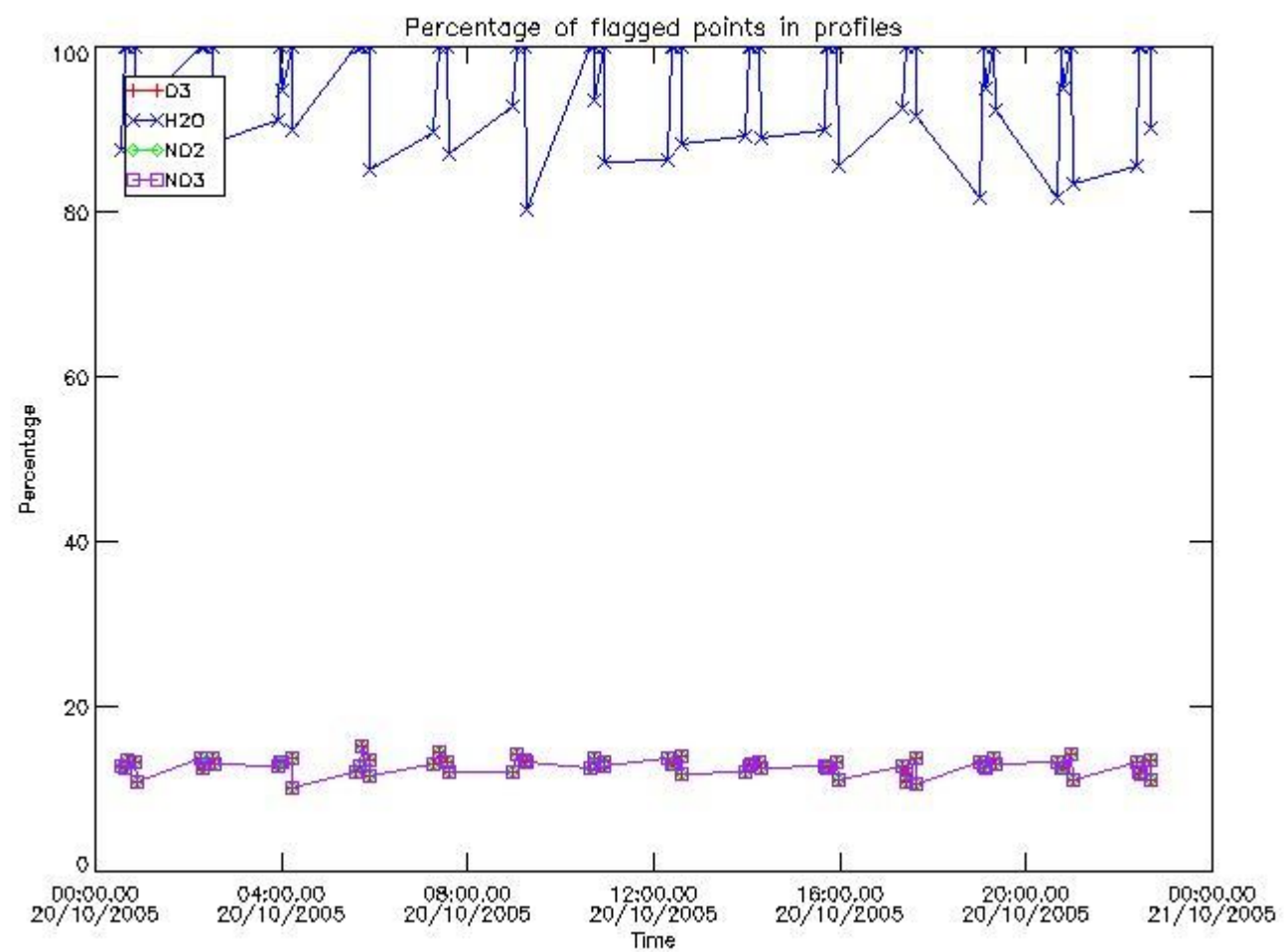
161	GOM_NL__2PRFIN20051020_165333_000000522041_00441_19032_7790.N1	20-OCT-2005 16:53:33	Bright	52.000	174	52Psi UMa	3.0040	4400.0	104	19032	No
162	GOM_NL__2PRFIN20051020_170027_000000532041_00441_19032_7791.N1	20-OCT-2005 17:00:27	Bright	53.000	96	68Del Leo	2.5600	9300.0	106	19032	No
163	GOM_NL__2PRFIN20051020_172000_000000402041_00441_19032_7792.N1	20-OCT-2005 17:20:00	Dark	40.000	113	Mu Vel	2.6920	5000.0	80	19032	No
164	GOM_NL__2PRFIN20051020_172422_000000472041_00442_19033_7777.N1	20-OCT-2005 17:24:22	Dark	47.000	46	Del Vel	1.9540	10600.	94	19033	No
165	GOM_NL__2PRFIN20051020_172627_000000442041_00442_19033_7778.N1	20-OCT-2005 17:26:27	Dark	43.500	29	Bet Car	1.6720	10200.	87	19033	No
166	GOM_NL__2PRFIN20051020_173731_000000372041_00442_19033_7779.N1	20-OCT-2005 17:37:31	Dark	37.000	143	Alp Hyi	2.8570	7200.0	74	19033	No
167	GOM_NL__2PRFIN20051020_173856_000000482041_00442_19033_7780.N1	20-OCT-2005 17:38:56	Dark	48.000	9	Alp Eri	0.45300	24000.	96	19033	No
168	GOM_NL__2PRFIN20051020_174351_000000432041_00442_19033_7781.N1	20-OCT-2005 17:43:51	Straylight	43.000	84	Alp Phe	2.3970	4500.0	86	19033	No
169	GOM_NL__2PRFIN20051020_175025_000000412041_00442_19033_7782.N1	20-OCT-2005 17:50:25	Straylight	41.000	52	16Bet Cet	2.0370	4500.0	82	19033	No
170	GOM_NL__2PRFIN20051020_175957_000000362041_00442_19033_7783.N1	20-OCT-2005 17:59:57	Bright	35.500	140	88Gam Peg	2.8340	26000.	71	19033	No
171	GOM_NL__2PRFIN20051020_180351_000000362041_00442_19033_7784.N1	20-OCT-2005 18:03:51	Bright	36.000	58	21Alp And	2.0730	11000.	72	19033	No
172	GOM_NL__2PRFIN20051020_181142_000000382041_00442_19033_7785.N1	20-OCT-2005 18:11:42	Bright	37.500	68	18Alp Cas	2.2250	4500.0	75	19033	No
173	GOM_NL__2PRFIN20051020_182052_000000362041_00442_19033_7786.N1	20-OCT-2005 18:20:52	Bright	35.500	49	1Alp UMi	1.9900	6300.0	71	19033	No
174	GOM_NL__2PRFIN20051020_182409_000000392041_00442_19033_7787.N1	20-OCT-2005 18:24:09	Bright	38.500	60	7Bet UMi	2.0810	3950.0	77	19033	No
175	GOM_NL__2PRFIN20051020_182907_000000342041_00442_19033_7788.N1	20-OCT-2005 18:29:07	Bright	34.000	36	50Alp UMa	1.8000	6300.0	68	19033	No
176	GOM_NL__2PRFIN20051020_183041_000000422041_00442_19033_7789.N1	20-OCT-2005 18:30:41	Bright	42.000	82	48Bet UMa	2.3650	10600.	84	19033	No
177	GOM_NL__2PRFIN20051020_183409_000000362041_00442_19033_7790.N1	20-OCT-2005 18:34:09	Bright	35.500	174	52Psi UMa	3.0040	4400.0	71	19033	No
178	GOM_NL__2PRFIN20051020_184103_000000422041_00442_19033_7791.N1	20-OCT-2005 18:41:03	Bright	42.000	96	68Del Leo	2.5600	9300.0	84	19033	No
179	GOM_NL__2PRFIN20051020_190037_000000392041_00442_19033_7792.N1	20-OCT-2005 19:00:37	Dark	38.500	113	Mu Vel	2.6920	5000.0	77	19033	No
180	GOM_NL__2PRFIN20051020_190459_000000402041_00443_19034_7777.N1	20-OCT-2005 19:04:59	Dark	40.000	46	Del Vel	1.9540	10600.	80	19034	No
181	GOM_NL__2PRFIN20051020_190703_000000412041_00443_19034_7778.N1	20-OCT-2005 19:07:03	Dark	40.500	29	Bet Car	1.6720	10200.	81	19034	No
182	GOM_NL__2PRFIN20051020_191807_000000372041_00443_19034_7779.N1	20-OCT-2005 19:18:07	Dark	37.000	143	Alp Hyi	2.8570	7200.0	74	19034	No
183	GOM_NL__2PRFIN20051020_191932_000000392041_00443_19034_7780.N1	20-OCT-2005 19:19:32	Dark	39.000	9	Alp Eri	0.45300	24000.	78	19034	No
184	GOM_NL__2PRFIN20051020_192427_000000402041_00443_19034_7781.N1	20-OCT-2005 19:24:27	Straylight	39.500	84	Alp Phe	2.3970	4500.0	79	19034	No
185	GOM_NL__2PRFIN20051020_193101_000000432041_00443_19034_7782.N1	20-OCT-2005 19:31:01	Straylight	42.500	52	16Bet Cet	2.0370	4500.0	85	19034	No
186	GOM_NL__2PRFIN20051020_194033_000000362041_00443_19034_7783.N1	20-OCT-2005 19:40:33	Bright	35.500	140	88Gam Peg	2.8340	26000.	71	19034	No
187	GOM_NL__2PRFIN20051020_194427_000000372041_00443_19034_7784.N1	20-OCT-2005 19:44:27	Bright	36.500	58	21Alp And	2.0730	11000.	73	19034	No
188	GOM_NL__2PRFIN20051020_195218_000000382041_00443_19034_7785.N1	20-OCT-2005 19:52:18	Bright	38.000	68	18Alp Cas	2.2250	4500.0	76	19034	No
189	GOM_NL__2PRFIN20051020_200128_000000372041_00443_19034_7786.N1	20-OCT-2005 20:01:28	Bright	36.500	49	1Alp UMi	1.9900	6300.0	73	19034	No
190	GOM_NL__2PRFIN20051020_200445_000000332041_00443_19034_7787.N1	20-OCT-2005 20:04:45	Bright	32.500	60	7Bet UMi	2.0810	3950.0	65	19034	No
191	GOM_NL__2PRFIN20051020_200943_000000362041_00443_19034_7788.N1	20-OCT-2005 20:09:43	Bright	35.500	36	50Alp UMa	1.8000	6300.0	71	19034	No
192	GOM_NL__2PRFIN20051020_201117_000000342041_00443_19034_7789.N1	20-OCT-2005 20:11:17	Bright	34.000	82	48Bet UMa	2.3650	10600.	68	19034	No
193	GOM_NL__2PRFIN20051020_201445_000000352041_00443_19034_7790.N1	20-OCT-2005 20:14:45	Bright	34.500	174	52Psi UMa	3.0040	4400.0	69	19034	No
194	GOM_NL__2PRFIN20051020_202139_000000352041_00443_19034_7791.N1	20-OCT-2005 20:21:39	Bright	34.500	96	68Del Leo	2.5600	9300.0	69	19034	No
195	GOM_NL__2PRFIN20051020_204113_000000392041_00443_19034_7792.N1	20-OCT-2005 20:41:13	Dark	38.500	113	Mu Vel	2.6920	5000.0	77	19034	No
196	GOM_NL__2PRFIN20051020_204535_000000412041_00444_19035_7777.N1	20-OCT-2005 20:45:35	Dark	41.000	46	Del Vel	1.9540	10600.	82	19035	No
197	GOM_NL__2PRFIN20051020_204740_000000412041_00444_19035_7778.N1	20-OCT-2005 20:47:40	Dark	40.500	29	Bet Car	1.6720	10200.	81	19035	No
198	GOM_NL__2PRFIN20051020_205843_000000362041_00444_19035_7779.N1	20-OCT-2005 20:58:43	Dark	36.000	143	Alp Hyi	2.8570	7200.0	72	19035	No
199	GOM_NL__2PRFIN20051020_210008_000000462041_00444_19035_7780.N1	20-OCT-2005 21:00:08	Dark	45.500	9	Alp Eri	0.45300	24000.	91	19035	No
200	GOM_NL__2PRFIN20051020_210503_000000422041_00444_19035_7781.N1	20-OCT-2005 21:05:03	Straylight	42.000	84	Alp Phe	2.3970	4500.0	84	19035	No
201	GOM_NL__2PRFIN20051020_211137_000000412041_00444_19035_7782.N1	20-OCT-2005 21:11:37	Straylight	41.000	52	16Bet Cet	2.0370	4500.0	82	19035	No
202	GOM_NL__2PRFIN20051020_212109_000000362041_00444_19035_7783.N1	20-OCT-2005 21:21:09	Bright	36.000	140	88Gam Peg	2.8340	26000.	72	19035	No
203	GOM_NL__2PRFIN20051020_212503_000000362041_00444_19035_7784.N1	20-OCT-2005 21:25:03	Bright	36.000	58	21Alp And	2.0730	11000.	72	19035	No
204	GOM_NL__2PRFIN20051020_213254_000000372041_00444_19035_7785.N1	20-OCT-2005 21:32:54	Bright	36.500	68	18Alp Cas	2.2250	4500.0	73	19035	No
205	GOM_NL__2PRFIN20051020_214204_000000372041_00444_19035_7786.N1	20-OCT-2005 21:42:04	Bright	36.500	49	1Alp UMi	1.9900	6300.0	73	19035	No
206	GOM_NL__2PRFIN20051020_214521_000000382041_00444_19035_7787.N1	20-OCT-2005 21:45:21	Bright	37.500	60	7Bet UMi	2.0810	3950.0	75	19035	No
207	GOM_NL__2PRFIN20051020_215019_000000382041_00444_19035_7788.N1	20-OCT-2005 21:50:19	Bright	38.000	36	50Alp UMa	1.8000	6300.0	76	19035	No
208	GOM_NL__2PRFIN20051020_215153_000000372041_00444_19035_7789.N1	20-OCT-2005 21:51:53	Bright	37.000	82	48Bet UMa	2.3650	10600.	74	19035	No
209	GOM_NL__2PRFIN20051020_215521_000000532041_00444_19035_7790.N1	20-OCT-2005 21:55:21	Bright	53.000	174	52Psi UMa	3.0040	4400.0	106	19035	No
210	GOM_NL__2PRFIN20051020_220215_000000342041_00444_19035_7791.N1	20-OCT-2005 22:02:15	Bright	34.000	96	68Del Leo	2.5600	9300.0	68	19035	No
211	GOM_NL__2PRFIN20051020_222149_000000392041_00444_19035_7792.N1	20-OCT-2005 22:21:49	Dark	38.500	113	Mu Vel	2.6920	5000.0	77	19035	No
212	GOM_NL__2PRFIN20051020_222612_000000422041_00445_19036_7777.N1	20-OCT-2005 22:26:12	Dark	42.000	46	Del Vel	1.9540	10600.	84	19036	No
213	GOM_NL__2PRFIN20051020_222816_000000432041_00445_19036_7778.N1	20-OCT-2005 22:28:16	Dark	43.000	29	Bet Car	1.6720	10200.	86	19036	No
214	GOM_NL__2PRFIN20051020_223919_000000382041_00445_19036_7779.N1	20-OCT-2005 22:39:19	Dark	37.500	143	Alp Hyi	2.8570	7200.0	75	19036	No
215	GOM_NL__2PRFIN20051020_224045_000000462041_00445_19036_7780.N1	20-OCT-2005 22:40:45	Dark	46.000	9	Alp Eri	0.45300	24000.	92	19036	No
216	GOM_NL__2PRFIN20051020_224539_000000422041_00445_19036_7781.N1	20-OCT-2005 22:45:39	Straylight	42.000	84	Alp Phe	2.3970	4500.0	84	19036	No
217	GOM_NL__2PRFIN20051020_225213_000000422041_00445_19036_7782.N1	20-OCT-2005 22:52:13	Straylight	42.000	52	16Bet Cet	2.0370	4500.0	84	19036	No
218	GOM_NL__2PRFIN20051020_230145_000000352041_00445_19036_7783.N1	20-OCT-2005 23:01:45	Bright	35.000	140	88Gam Peg	2.8340	26000.	70	19036	No
219	GOM_NL__2PRFIN20051020_230539_000000352041_00445_19036_7784.N1	20-OCT-2005 23:05:39	Bright	34.500	58	21Alp And	2.0730	11000.	69	19036	No

220	GOM_NL__2PRFIN20051020_231330_000000382041_00445_19036_7785.N1	20-OCT-2005 23:13:30	Bright	38.000	68	18Alp Cas	2.2250	4500.0	76	19036	No
221	GOM_NL__2PRFIN20051020_232240_000000362041_00445_19036_7786.N1	20-OCT-2005 23:22:40	Bright	35.500	49	1Alp UMi	1.9900	6300.0	71	19036	No
222	GOM_NL__2PRFIN20051020_232557_000000362041_00445_19036_7787.N1	20-OCT-2005 23:25:57	Bright	36.000	60	7Bet UMi	2.0810	3950.0	72	19036	No
223	GOM_NL__2PRFIN20051020_233055_000000382041_00445_19036_7788.N1	20-OCT-2005 23:30:55	Bright	38.000	36	50Alp UMa	1.8000	6300.0	76	19036	No
224	GOM_NL__2PRFIN20051020_233229_000000372041_00445_19036_7789.N1	20-OCT-2005 23:32:29	Bright	36.500	82	48Bet UMa	2.3650	10600.	73	19036	No
225	GOM_NL__2PRFIN20051020_233557_000000352041_00445_19036_7790.N1	20-OCT-2005 23:35:57	Bright	35.000	174	52Psi UMa	3.0040	4400.0	70	19036	No
226	GOM_NL__2PRFIN20051020_234252_000000342041_00445_19036_7791.N1	20-OCT-2005 23:42:52	Bright	34.000	96	68Del Leo	2.5600	9300.0	68	19036	No

3. Quality information per product

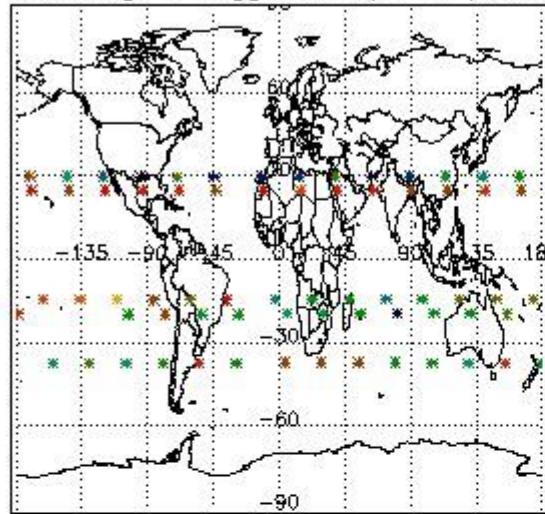
In this section it is plotted some information contained in the Quality Summary data set of the level 2 products. Only products in dark limb conditions and without errors (error flag in the MPH set to "0") are used.

3.1 Plot quality information per product (time dependant)

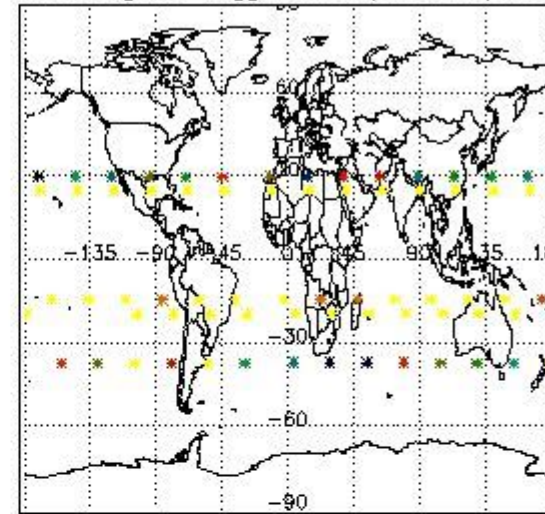


3.2 Plot quality information per product (world map)

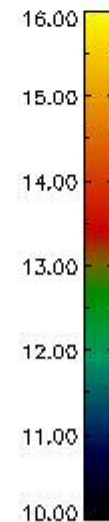
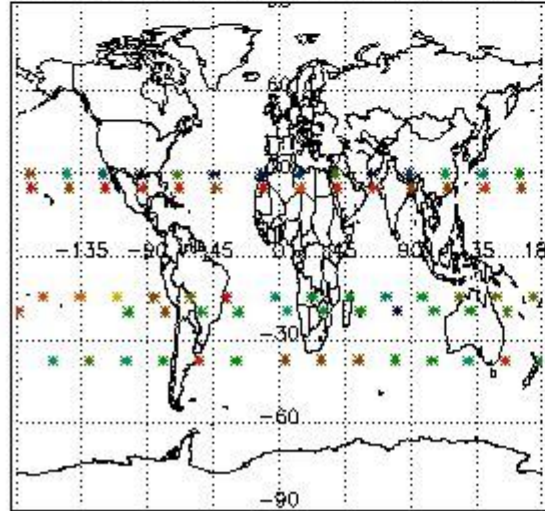
Percentage of flagged data per O3 profile



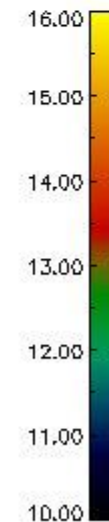
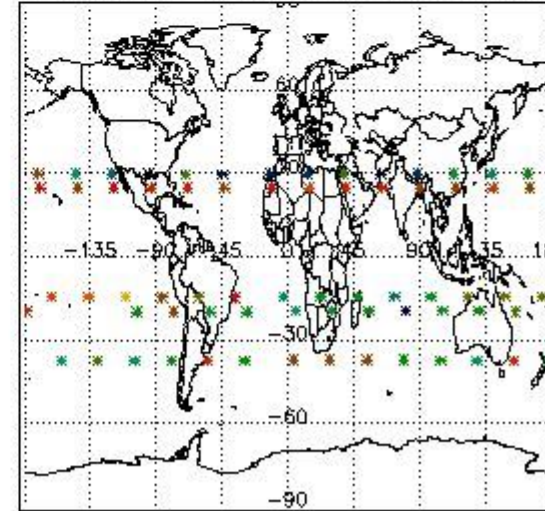
Percentage of flagged data per H2O profile



Percentage of flagged data per NO2 profile



Percentage of flagged data per NO3 profile

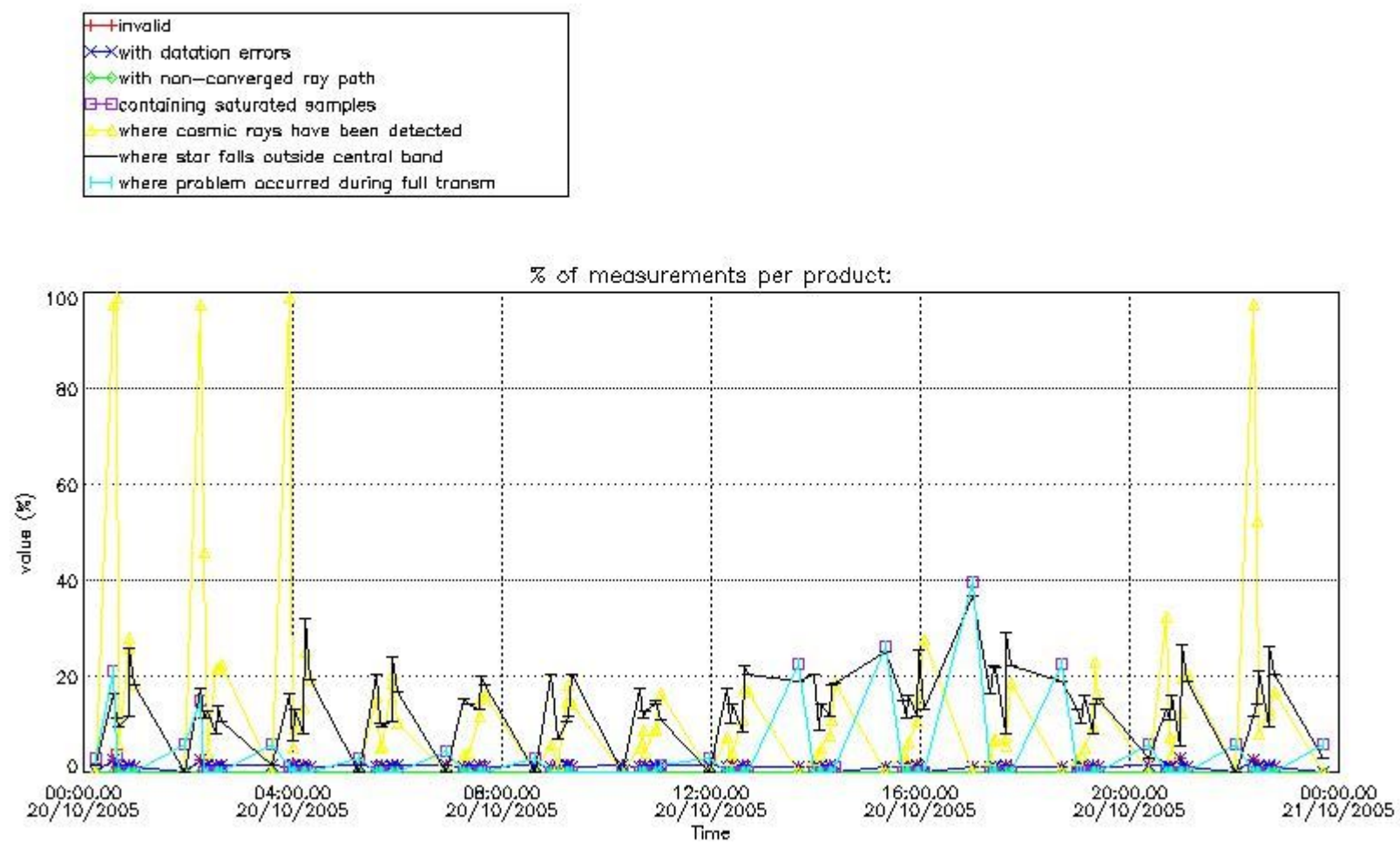


4. Level 1 quality information per product

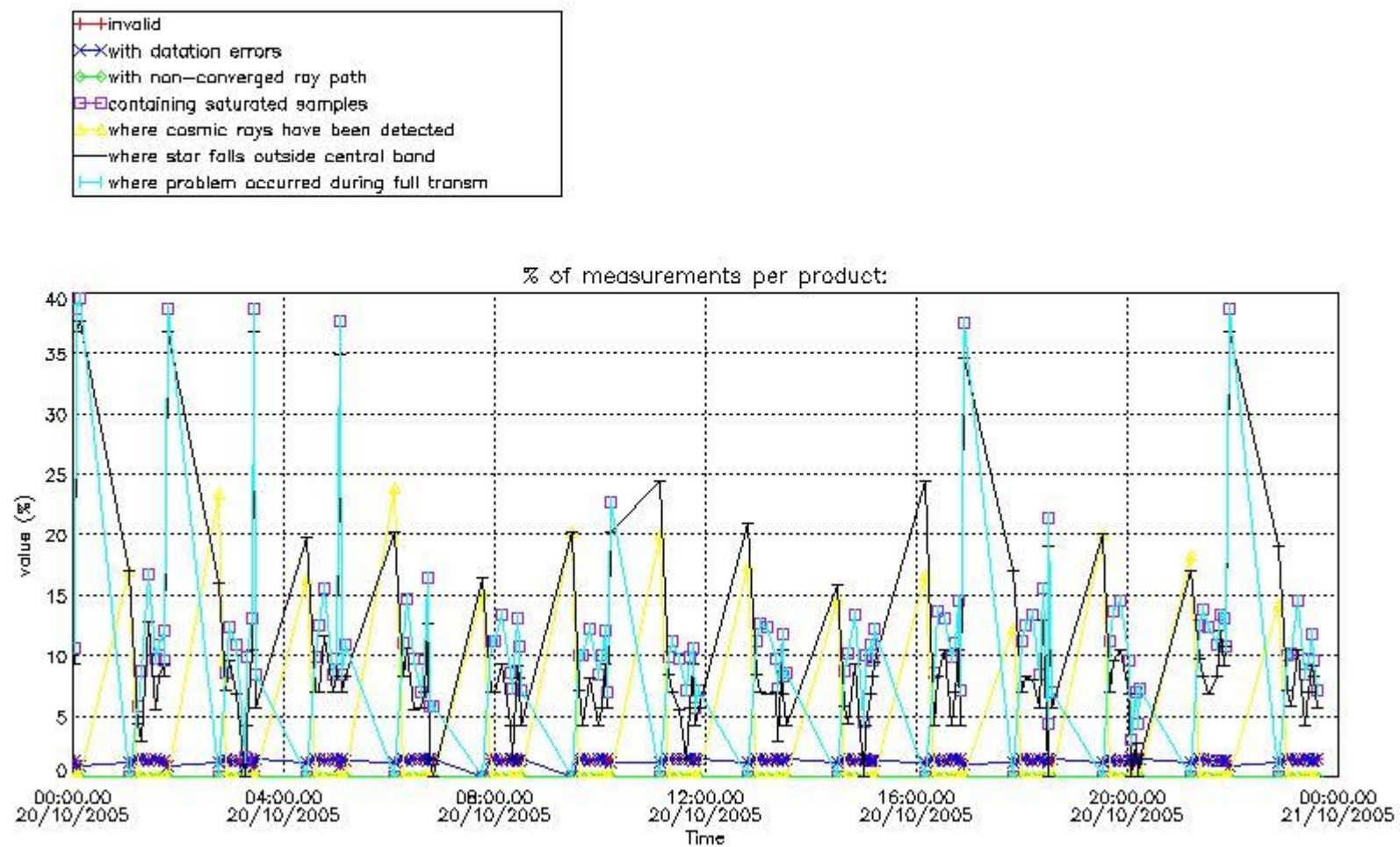
In this section it is plotted some information contained in the Quality Summary data set of the level 2 products that comes from the level 1b processing. Products without errors (error flag in the MPH set to "0") are used.

4.1 Plot quality information per product (time dependant) coming from level 1b processing

4.1.1 Plot level 1 quality information per product (time dependant): ENVISAT ASCENDING passes



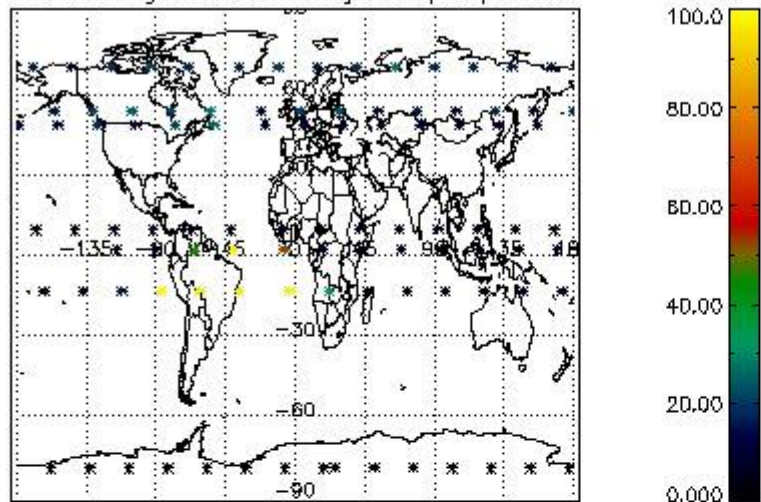
4.1.2 Plot level 1 quality information per product (time dependant): ENVI SAT DESCENDING passes



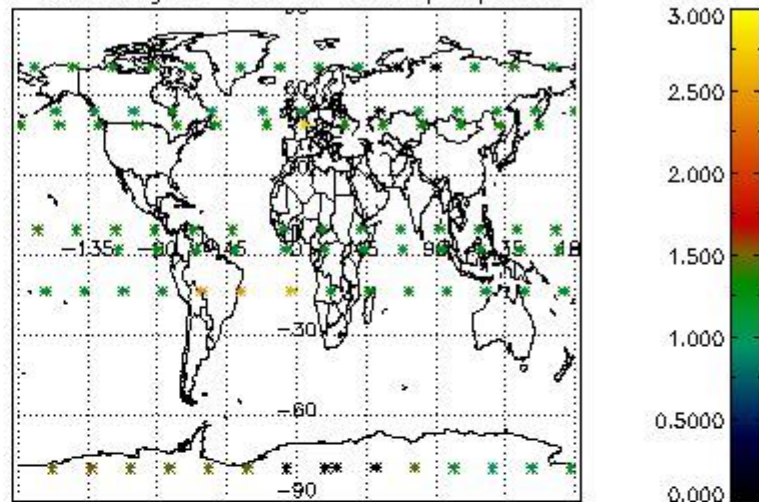
4.2 Plot quality information per product coming from level 1b processing (world map)

4.2.1 Plot level 1 quality information per product (world map): ENVISAT ASCENDING passes

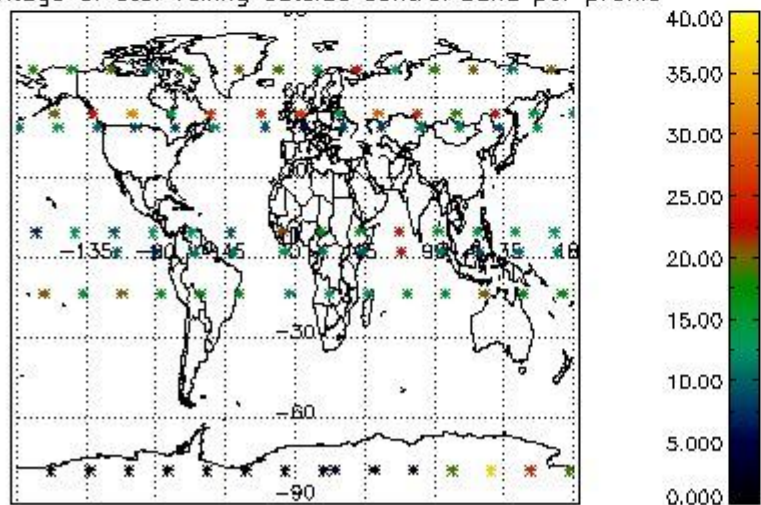
Percentage of cosmic ray hits per profile



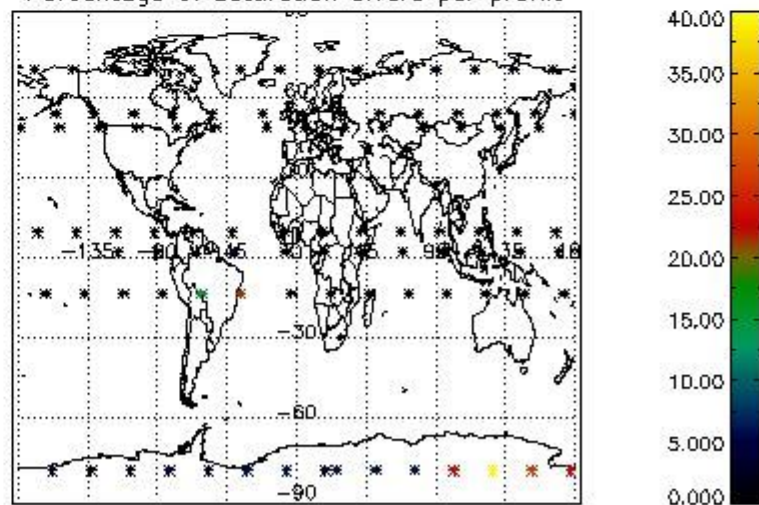
Percentage of datation errors per profile



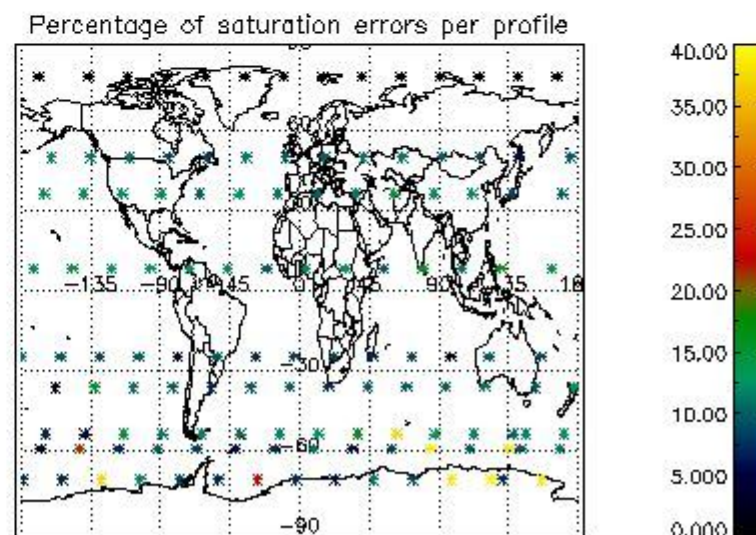
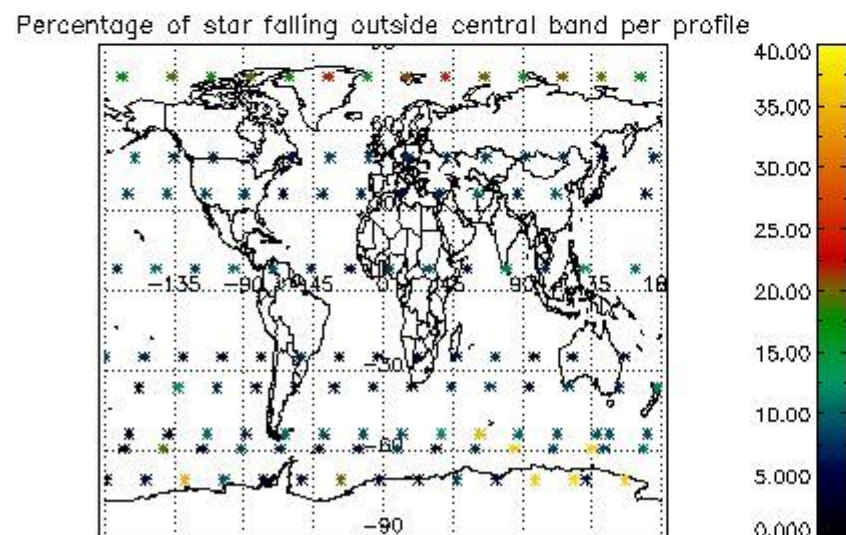
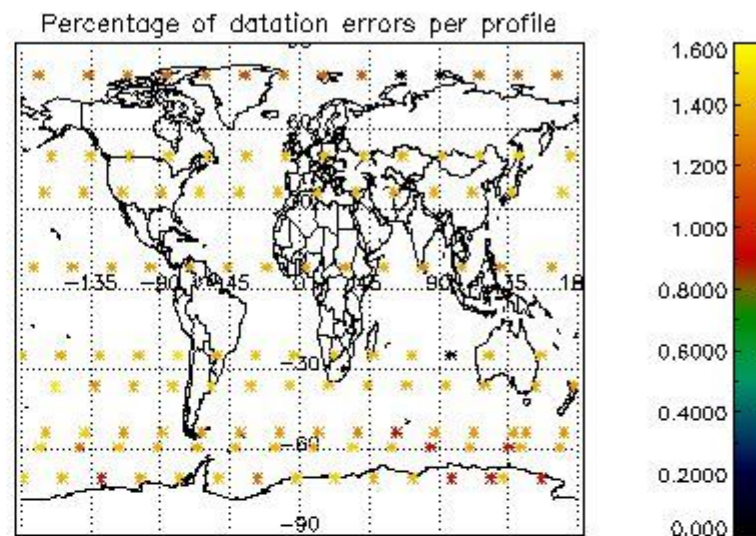
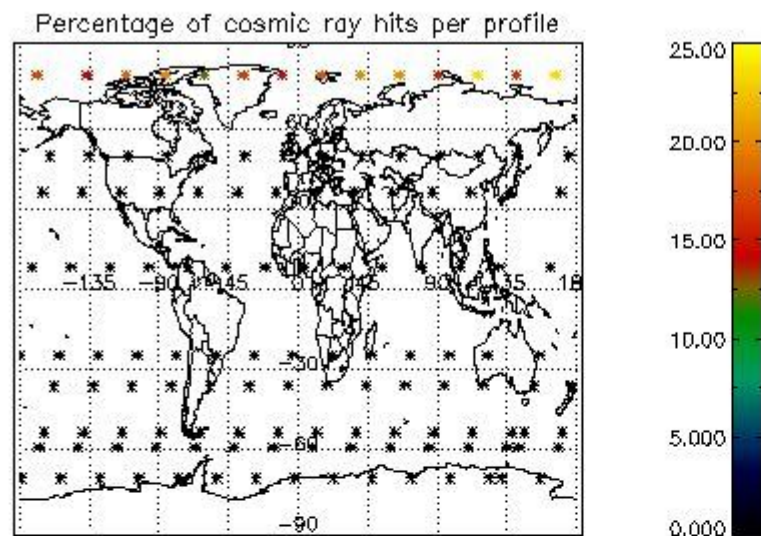
Percentage of star falling outside central band per profile



Percentage of saturation errors per profile



4.2.2 Plot level 1 quality information per product (world map): ENVISAT DESCENDING passes



5. Trace gas profiles

5.1 Ozone statistics based on quality of products

The final quality of the products can be "measured" using the STD (Standard Deviation) attached to every point profile. This information is written to the parameter GOM_NL__2P/NL_LOCAL_SPECIES_DENSITY/o3_std of the level 2 products. The table below shows the statistics for given STD ranges.

The statistics are given with respect to the overall valid production:

- Products without fatal errors: GOM_NL__2P/MPH/PRODUCT_ERR=0
- Valid point profile: GOM_NL__2P/NL_LOCAL_SPECIES_DENSITY/pcd(0)=0

The 'Criteria' is applied to valid points of dark limb products:

- Products in dark limb illumination condition: GOM_NL__2P/NL_SUMMARY_QUALITY/obs_ill_cond=0
- Products without fatal errors: GOM_NL__2P/MPH/PRODUCT_ERR=0
- Valid point profile: GOM_NL__2P/NL_LOCAL_SPECIES_DENSITY/pcd(0)=0

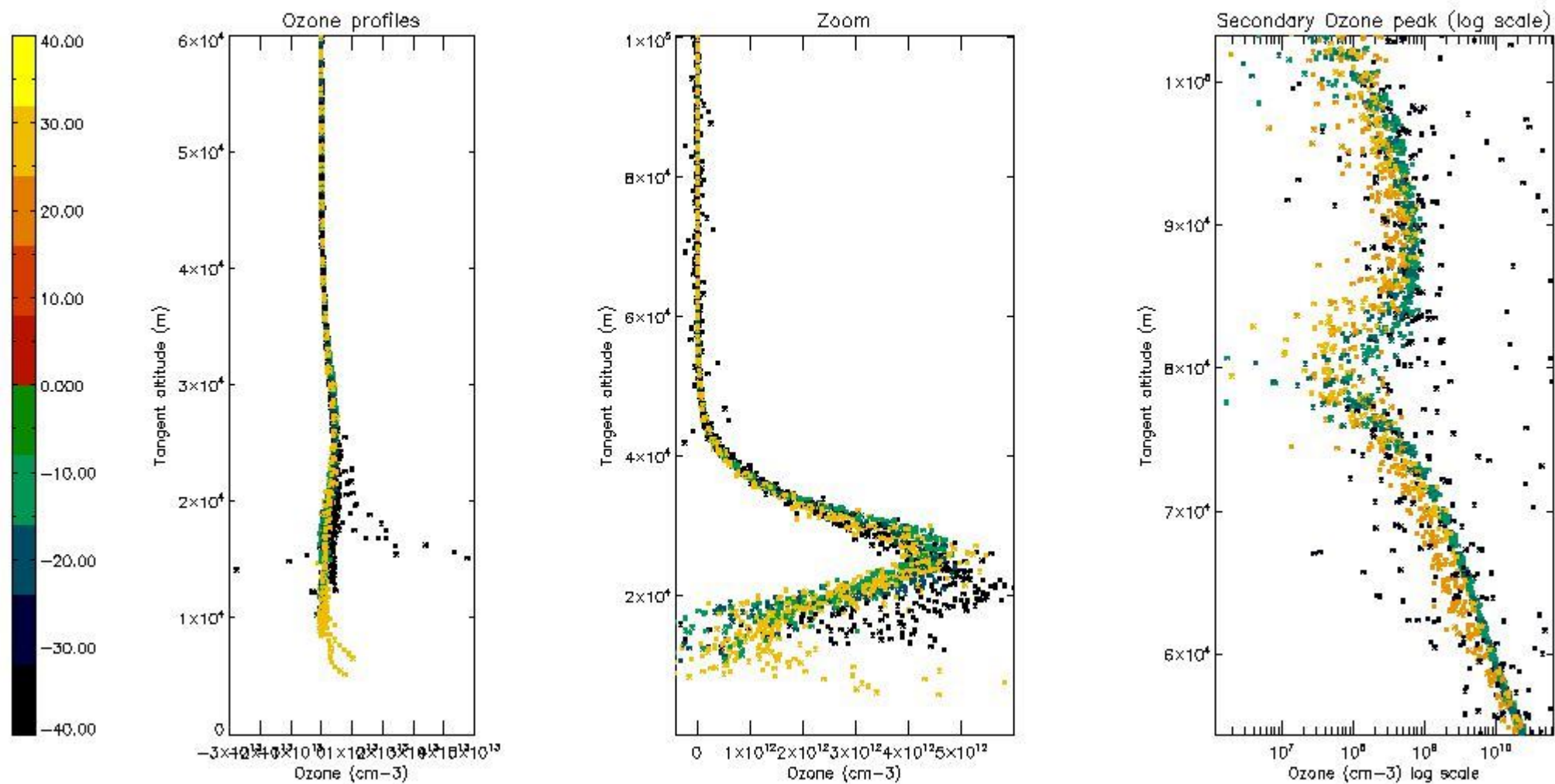
So, the table below shows the percentage of dark limb and valid observations for each criteria with respect to the overall valid daily observations.

Criteria	% of total production
All STD	32
STD < 20	19

STD < 10	15
STD < 5	9

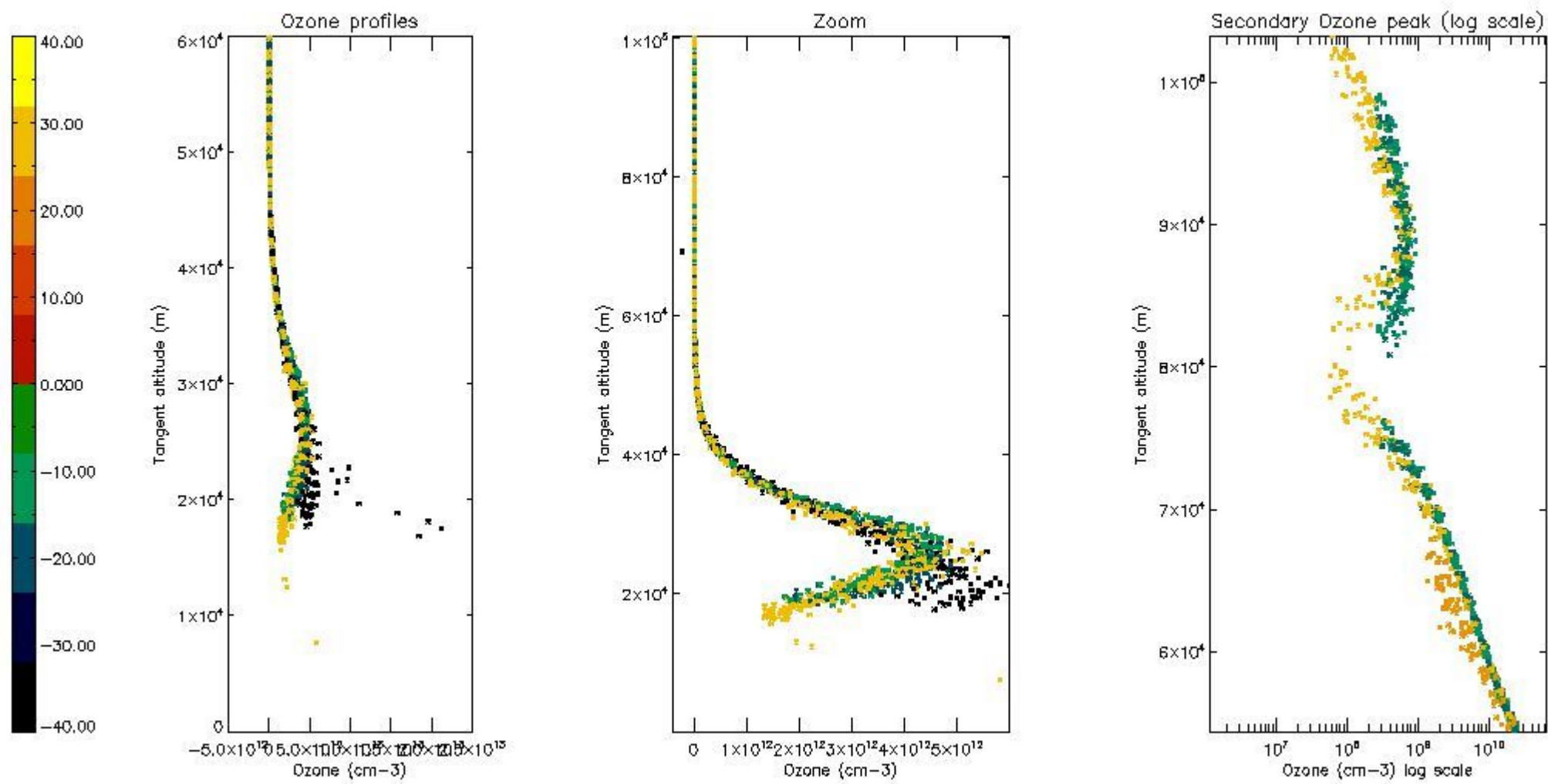
5.2 Plot ozone profiles for all STD (dark without errors)

The colorbar represents the latitude.



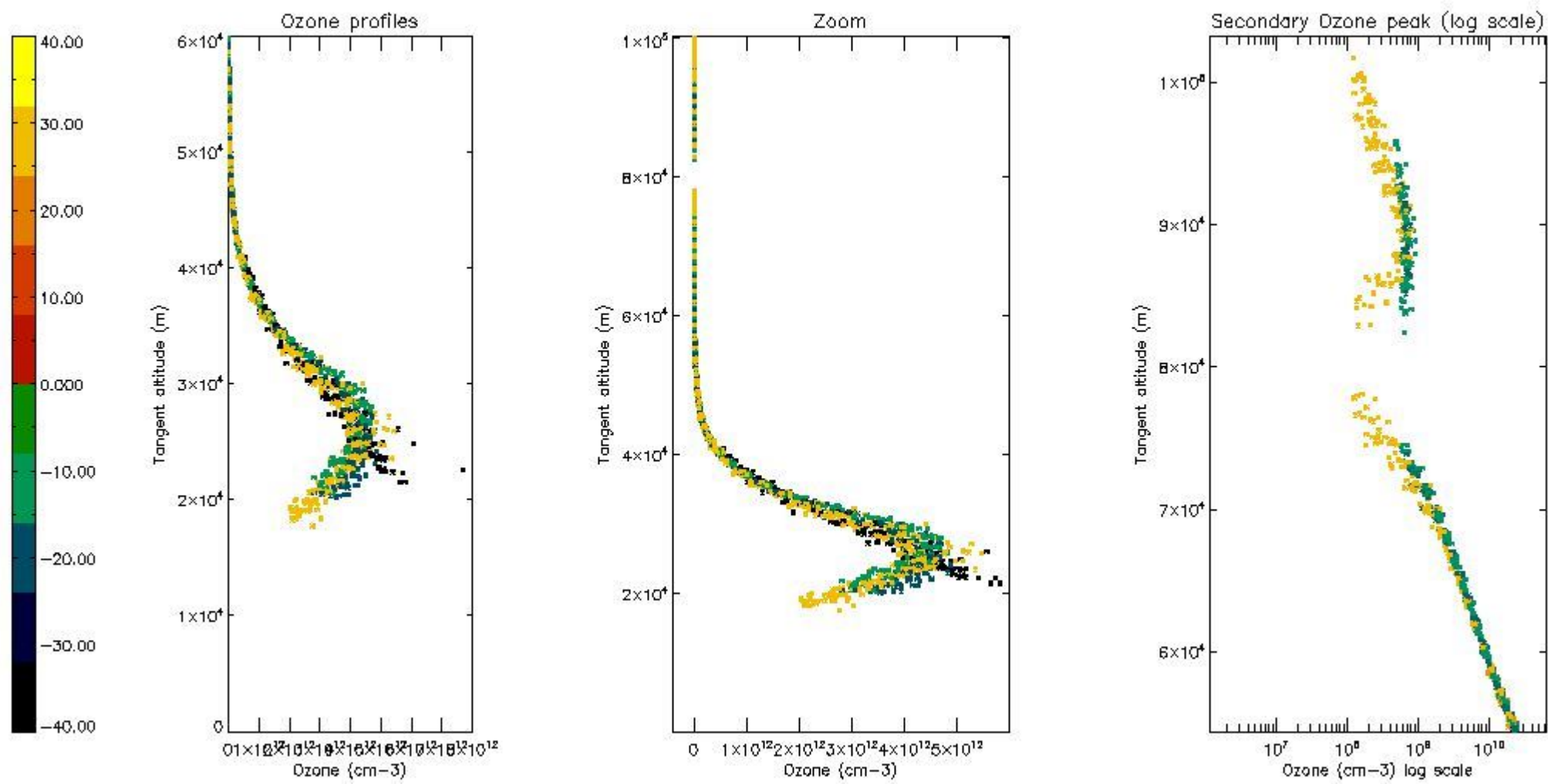
5.3 Plot ozone profiles where STD < 20% (dark without errors)

The colorbar represents the latitude.



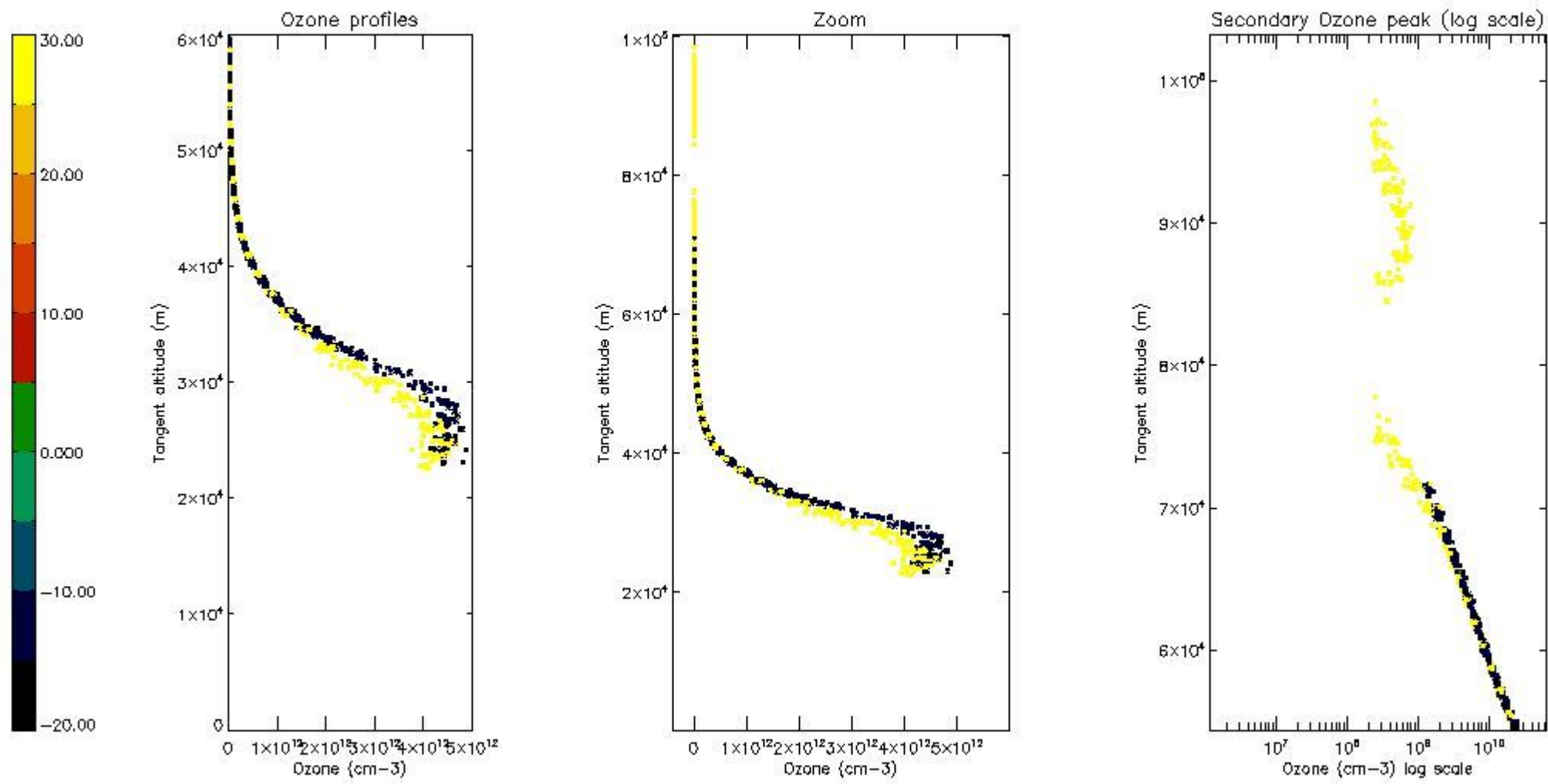
5.4 Plot ozone profiles where $STD < 10\%$ (dark without errors)

The colorbar represents the latitude.



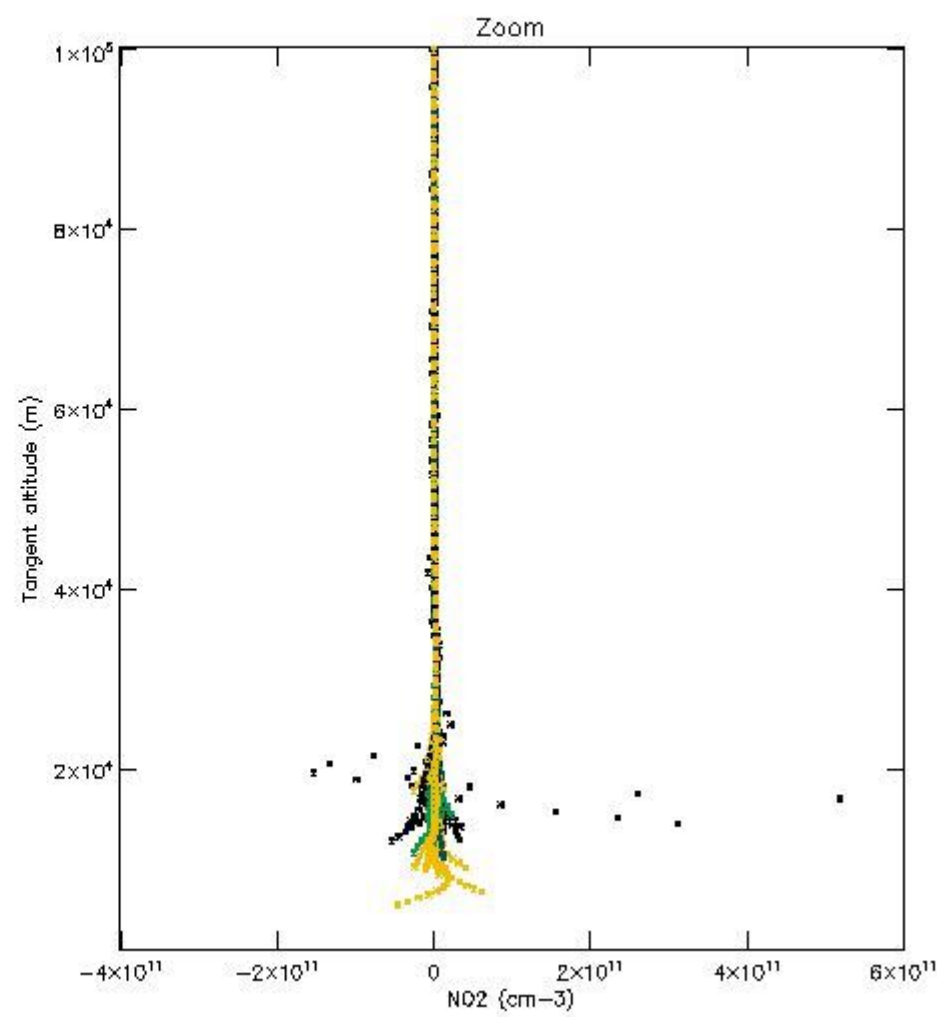
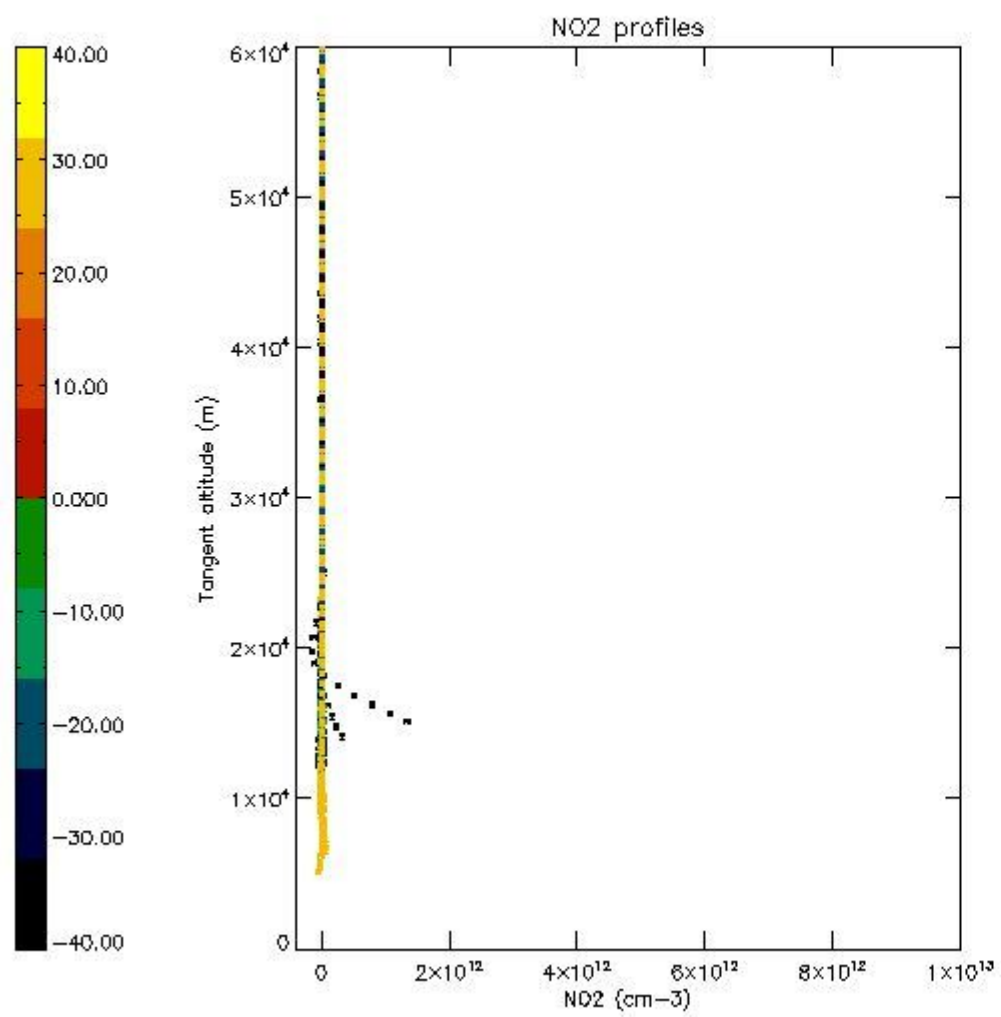
5.5 Plot ozone profiles where STD < 5% (dark without errors)

The colorbar represents the latitude.



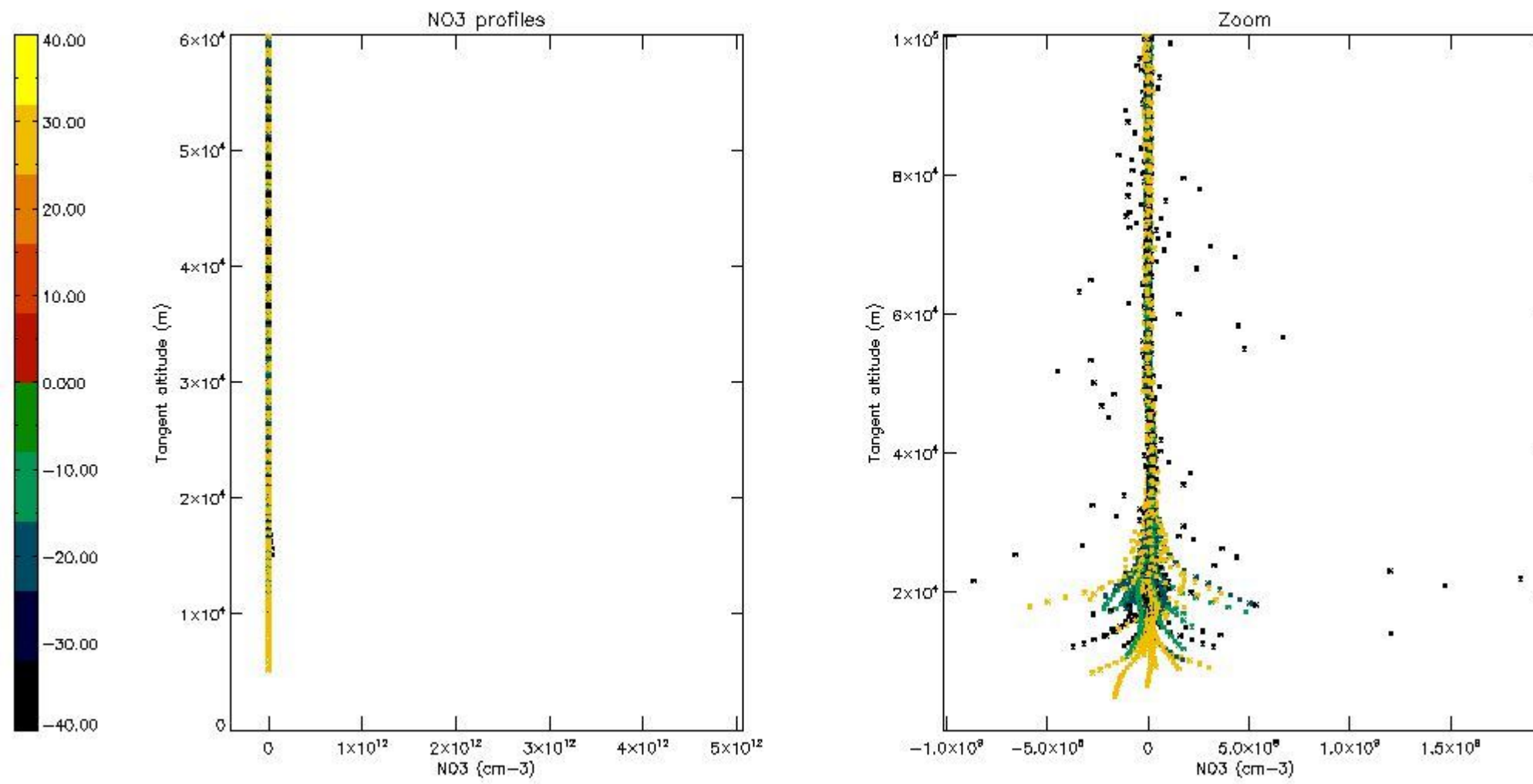
5.6 Plot NO₂ profiles for all STD (dark without errors)

The colorbar represents the latitude.



5.7 Plot NO3 profiles for all STD (dark without errors)

The colorbar represents the latitude.



6. Auxiliary Data Files used for the production reported in section 2

The number reported in the third column indicates since which file (see list in section 2) the corresponding auxiliary file has been used. The fourth column is the date of those product files.

Type	Auxiliary Filename	Used since product	Used since product date
INST_PHYS_CHARACTERISTICS	GOM_INS_AXVIEC20091111_143220_20030716_120000_20500101_000000	1	20-OCT-2005 00:02:32
LEVEL-2_PROC_CONFIG	GOM_PR2_AXVIEC20091111_152718_20020301_000000_20500101_000000	1	20-OCT-2005 00:02:32
CROSS_SECTIONS_FILE	GOM_CRS_AXVIEC20091111_154832_20020301_000000_20500101_000000	1	20-OCT-2005 00:02:32

GOMOS Level 2 Daily Report

SUMMARY

[1. General Info](#)

[2. Summary of processed GOM_NL_2P products](#)

[3. Level 2 Quality information per product](#)

[3.1 Plot of level 2 quality information per product \(time dependant\)](#)

[3.2 Plot of level 2 quality information per product \(world map\)](#)

[4. Level 1 Quality information per product \(stored on level 2 products\)](#)

[4.1 Plot of level 1 quality information per product \(time dependant\)](#)

[4.1.1 Plot of level 1 quality information per product \(time dependant\): ASCENDING](#)

[4.1.2 Plot of level 1 quality information per product \(time dependant\): DESCENDING](#)

[4.2 Plot of level 1 quality information per product \(world map\)](#)

[4.2.1 Plot of level 1 quality information per product \(world map\): ASCENDING](#)

[4.2.2 Plot of level 1 quality information per product \(world map\): DESCENDING](#)

[5. Ozone profiles based on quality statistics and other trace gas profiles](#)

[5.1 Ozone statistics based on quality of products](#)

[5.2 Plot ozone profiles for all STD \(dark without errors\)](#)

[5.3 Plot ozone profiles where STD < 20% \(dark without errors\)](#)

[5.4. Plot ozone profiles where STD < 10% \(dark without errors\)](#)

[5.5. Plot ozone profiles where STD < 5% \(dark without errors\)](#)

[5.6 Plot NO2 profiles for all STD \(dark without errors\)](#)

[5.7 Plot NO3 profiles for all STD \(dark without errors\)](#)

[5.8 Plot H2O profiles \(only for occultations of stars 1,2,3,4,13,14,16,26,63 dark without errors\) for all STD](#)

[6. Auxiliary Data Files used for the production reported in section 2](#)

This report presents the daily analysis on parameters extracted from GOMOS level 2 data (GOM_NL__2P). It is intended to monitor some important parameters that will impact the quality of these products. A list of level 2 products (and content) that have arrived during the reporting day to the PCF is also given.

Item	Value
Time of report generation	18APR2013 11:58:11
Data source version	GOMOS/6.01
Start time of products	20-10-2005 (20OCT2005 00:00:00)
Stop time of products	21-10-2005 (21OCT2005 00:00:00)
Store outputs in DB	Yes
Nb of level 2 prods	226
Nb of prods with errors	0

2. Summary of processed GOM_NL__2P products.

Nr	Filename	UTC Start time	Limb	Duration	Star Id	Star Name	Star Mag	Star Temp	Nb Meas	Orbit	Prod. error
1	GOM_NL__2PRFIN20051020_000232_000000382041_00431_19022_7771.N1	20-OCT-2005 00:02:32	Bright	37.500	36	50Alp UMa	1.8000	6300.0	75	19022	No
2	GOM_NL__2PRFIN20051020_000406_000000532041_00431_19022_7772.N1	20-OCT-2005 00:04:06	Bright	53.000	82	48Bet UMa	2.3650	10600.	106	19022	No
3	GOM_NL__2PRFIN20051020_000733_000000532041_00431_19022_7773.N1	20-OCT-2005 00:07:33	Bright	53.000	174	52Psi UMa	3.0040	4400.0	106	19022	No
4	GOM_NL__2PRFIN20051020_001426_000000332041_00431_19022_7774.N1	20-OCT-2005 00:14:26	Bright	33.000	96	68Del Leo	2.5600	9300.0	66	19022	No
5	GOM_NL__2PRFIN20051020_003359_000000402041_00431_19022_7775.N1	20-OCT-2005 00:33:59	Dark	40.000	113	Mu Vel	2.6920	5000.0	80	19022	No
6	GOM_NL__2PRFIN20051020_003817_000000412041_00432_19023_7760.N1	20-OCT-2005 00:38:17	Dark	40.500	46	Del Vel	1.9540	10600.	81	19023	No
7	GOM_NL__2PRFIN20051020_004025_000000382041_00432_19023_7761.N1	20-OCT-2005 00:40:25	Dark	37.500	29	Bet Car	1.6720	10200.	75	19023	No
8	GOM_NL__2PRFIN20051020_005128_000000392041_00432_19023_7762.N1	20-OCT-2005 00:51:28	Dark	38.500	143	Alp Hyi	2.8570	7200.0	77	19023	No
9	GOM_NL__2PRFIN20051020_005254_000000472041_00432_19023_7763.N1	20-OCT-2005 00:52:54	Dark	46.500	9	Alp Eri	0.45300	24000.	93	19023	No
10	GOM_NL__2PRFIN20051020_005750_000000412041_00432_19023_7764.N1	20-OCT-2005 00:57:50	Straylight	41.000	84	Alp Phe	2.3970	4500.0	82	19023	No
11	GOM_NL__2PRFIN20051020_010424_000000412041_00432_19023_7765.N1	20-OCT-2005 01:04:24	Straylight	41.000	52	16Bet Cet	2.0370	4500.0	82	19023	No
12	GOM_NL__2PRFIN20051020_011356_000000342041_00432_19023_7766.N1	20-OCT-2005 01:13:56	Bright	34.000	140	88Gam Peg	2.8340	26000.	68	19023	No
13	GOM_NL__2PRFIN20051020_011751_000000352041_00432_19023_7767.N1	20-OCT-2005 01:17:51	Bright	34.500	58	21Alp And	2.0730	11000.	69	19023	No
14	GOM_NL__2PRFIN20051020_012544_000000392041_00432_19023_7768.N1	20-OCT-2005 01:25:44	Bright	39.000	68	18Alp Cas	2.2250	4500.0	78	19023	No
15	GOM_NL__2PRFIN20051020_013453_000000362041_00432_19023_7769.N1	20-OCT-2005 01:34:53	Bright	36.000	49	1Alp UMi	1.9900	6300.0	72	19023	No
16	GOM_NL__2PRFIN20051020_013807_000000372041_00432_19023_7770.N1	20-OCT-2005 01:38:07	Bright	36.500	60	7Bet UMi	2.0810	3950.0	73	19023	No
17	GOM_NL__2PRFIN20051020_014307_000000382041_00432_19023_7771.N1	20-OCT-2005 01:43:07	Bright	37.500	36	50Alp UMa	1.8000	6300.0	75	19023	No
18	GOM_NL__2PRFIN20051020_014442_000000372041_00432_19023_7772.N1	20-OCT-2005 01:44:42	Bright	36.500	82	48Bet UMa	2.3650	10600.	73	19023	No
19	GOM_NL__2PRFIN20051020_014809_000000532041_00432_19023_7773.N1	20-OCT-2005 01:48:09	Bright	53.000	174	52Psi UMa	3.0040	4400.0	106	19023	No
20	GOM_NL__2PRFIN20051020_015502_000000342041_00432_19023_7774.N1	20-OCT-2005 01:55:02	Bright	34.000	96	68Del Leo	2.5600	9300.0	68	19023	No
21	GOM_NL__2PRFIN20051020_021434_000000412041_00432_19023_7775.N1	20-OCT-2005 02:14:34	Dark	40.500	113	Mu Vel	2.6920	5000.0	81	19023	No
22	GOM_NL__2PRFIN20051020_021854_000000412041_00433_19024_7802.N1	20-OCT-2005 02:18:54	Dark	40.500	46	Del Vel	1.9540	10600.	81	19024	No
23	GOM_NL__2PRFIN20051020_022101_000000392041_00433_19024_7803.N1	20-OCT-2005 02:21:01	Dark	39.000	29	Bet Car	1.6720	10200.	78	19024	No
24	GOM_NL__2PRFIN20051020_023205_000000372041_00433_19024_7804.N1	20-OCT-2005 02:32:05	Dark	37.000	143	Alp Hyi	2.8570	7200.0	74	19024	No
25	GOM_NL__2PRFIN20051020_023330_000000402041_00433_19024_7805.N1	20-OCT-2005 02:33:30	Dark	39.500	9	Alp Eri	0.45300	24000.	79	19024	No
26	GOM_NL__2PRFIN20051020_023826_000000382041_00433_19024_7806.N1	20-OCT-2005 02:38:26	Straylight	38.000	84	Alp Phe	2.3970	4500.0	76	19024	No
27	GOM_NL__2PRFIN20051020_024500_000000412041_00433_19024_7807.N1	20-OCT-2005 02:45:00	Straylight	40.500	52	16Bet Cet	2.0370	4500.0	81	19024	No
28	GOM_NL__2PRFIN20051020_025432_000000352041_00433_19024_7808.N1	20-OCT-2005 02:54:32	Bright	35.000	140	88Gam Peg	2.8340	26000.	70	19024	No
29	GOM_NL__2PRFIN20051020_025827_000000372041_00433_19024_7809.N1	20-OCT-2005 02:58:27	Bright	36.500	58	21Alp And	2.0730	11000.	73	19024	No
30	GOM_NL__2PRFIN20051020_030620_000000372041_00433_19024_7810.N1	20-OCT-2005 03:06:20	Bright	36.500	68	18Alp Cas	2.2250	4500.0	73	19024	No
31	GOM_NL__2PRFIN20051020_031528_000000322041_00433_19024_7811.N1	20-OCT-2005 03:15:28	Bright	31.500	49	1Alp UMi	1.9900	6300.0	63	19024	No
32	GOM_NL__2PRFIN20051020_031843_000000362041_00433_19024_7812.N1	20-OCT-2005 03:18:43	Bright	35.500	60	7Bet UMi	2.0810	3950.0	71	19024	No
33	GOM_NL__2PRFIN20051020_032343_000000382041_00433_19024_7813.N1	20-OCT-2005 03:23:43	Bright	38.000	36	50Alp UMa	1.8000	6300.0	76	19024	No
34	GOM_NL__2PRFIN20051020_032518_000000532041_00433_19024_7814.N1	20-OCT-2005 03:25:18	Bright	53.000	82	48Bet UMa	2.3650	10600.	106	19024	No
35	GOM_NL__2PRFIN20051020_032845_000000362041_00433_19024_7815.N1	20-OCT-2005 03:28:45	Bright	35.500	174	52Psi UMa	3.0040	4400.0	71	19024	No
36	GOM_NL__2PRFIN20051020_033538_000000352041_00433_19024_7816.N1	20-OCT-2005 03:35:38	Bright	34.500	96	68Del Leo	2.5600	9300.0	69	19024	No
37	GOM_NL__2PRFIN20051020_035511_000000402041_00433_19024_7817.N1	20-OCT-2005 03:55:11	Dark	40.000	113	Mu Vel	2.6920	5000.0	80	19024	No
38	GOM_NL__2PRFIN20051020_035930_000000392041_00434_19025_7783.N1	20-OCT-2005 03:59:30	Dark	38.500	46	Del Vel	1.9540	10600.	77	19025	No
39	GOM_NL__2PRFIN20051020_040137_000000392041_00434_19025_7784.N1	20-OCT-2005 04:01:37	Dark	38.500	29	Bet Car	1.6720	10200.	77	19025	No
40	GOM_NL__2PRFIN20051020_041241_000000372041_00434_19025_7785.N1	20-OCT-2005 04:12:41	Dark	37.000	143	Alp Hyi	2.8570	7200.0	74	19025	No
41	GOM_NL__2PRFIN20051020_041407_000000502041_00434_19025_7786.N1	20-OCT-2005 04:14:07	Dark	50.000	9	Alp Eri	0.45300	24000.	100	19025	No
42	GOM_NL__2PRFIN20051020_041902_000000422041_00434_19025_7787.N1	20-OCT-2005 04:19:02	Straylight	41.500	84	Alp Phe	2.3970	4500.0	83	19025	No

43	GOM_NL__2PRFIN20051020_042536_000000432041_00434_19025_7788.N1	20-OCT-2005 04:25:36	Straylight	43.000	52	16Bet Cet	2.0370	4500.0	86	19025	No
44	GOM_NL__2PRFIN20051020_043508_000000362041_00434_19025_7789.N1	20-OCT-2005 04:35:08	Bright	35.500	140	88Gam Peg	2.8340	26000.	71	19025	No
45	GOM_NL__2PRFIN20051020_043903_000000362041_00434_19025_7790.N1	20-OCT-2005 04:39:03	Bright	36.000	58	21Alp And	2.0730	11000.	72	19025	No
46	GOM_NL__2PRFIN20051020_044656_000000392041_00434_19025_7791.N1	20-OCT-2005 04:46:56	Bright	38.500	68	18Alp Cas	2.2250	4500.0	77	19025	No
47	GOM_NL__2PRFIN20051020_045605_000000362041_00434_19025_7792.N1	20-OCT-2005 04:56:05	Bright	35.500	49	1Alp UMi	1.9900	6300.0	71	19025	No
48	GOM_NL__2PRFIN20051020_045920_000000362041_00434_19025_7793.N1	20-OCT-2005 04:59:20	Bright	36.000	60	7Bet UMi	2.0810	3950.0	72	19025	No
49	GOM_NL__2PRFIN20051020_050419_000000532041_00434_19025_7794.N1	20-OCT-2005 05:04:19	Bright	53.000	36	50Alp UMa	1.8000	6300.0	106	19025	No
50	GOM_NL__2PRFIN20051020_050554_000000362041_00434_19025_7795.N1	20-OCT-2005 05:05:54	Bright	35.500	82	48Bet UMa	2.3650	10600.	71	19025	No
51	GOM_NL__2PRFIN20051020_050921_000000372041_00434_19025_7796.N1	20-OCT-2005 05:09:21	Bright	36.500	174	52Psi UMa	3.0040	4400.0	73	19025	No
52	GOM_NL__2PRFIN20051020_051614_000000342041_00434_19025_7797.N1	20-OCT-2005 05:16:14	Bright	33.500	96	68Del Leo	2.5600	9300.0	67	19025	No
53	GOM_NL__2PRFIN20051020_053547_000000422041_00434_19025_7798.N1	20-OCT-2005 05:35:47	Dark	42.000	113	Mu Vel	2.6920	5000.0	84	19025	No
54	GOM_NL__2PRFIN20051020_054007_000000402041_00435_19026_7784.N1	20-OCT-2005 05:40:07	Dark	40.000	46	Del Vel	1.9540	10600.	80	19026	No
55	GOM_NL__2PRFIN20051020_054214_000000372041_00435_19026_7785.N1	20-OCT-2005 05:42:14	Dark	37.000	29	Bet Car	1.6720	10200.	74	19026	No
56	GOM_NL__2PRFIN20051020_055317_000000382041_00435_19026_7786.N1	20-OCT-2005 05:53:17	Dark	37.500	143	Alp Hyi	2.8570	7200.0	75	19026	No
57	GOM_NL__2PRFIN20051020_055443_000000442041_00435_19026_7787.N1	20-OCT-2005 05:54:43	Dark	44.000	9	Alp Eri	0.45300	24000.	88	19026	No
58	GOM_NL__2PRFIN20051020_055939_000000392041_00435_19026_7788.N1	20-OCT-2005 05:59:39	Straylight	39.000	84	Alp Phe	2.3970	4500.0	78	19026	No
59	GOM_NL__2PRFIN20051020_060612_000000422041_00435_19026_7789.N1	20-OCT-2005 06:06:12	Straylight	42.000	52	16Bet Cet	2.0370	4500.0	84	19026	No
60	GOM_NL__2PRFIN20051020_061545_000000362041_00435_19026_7790.N1	20-OCT-2005 06:15:45	Bright	36.000	140	88Gam Peg	2.8340	26000.	72	19026	No
61	GOM_NL__2PRFIN20051020_061940_000000382041_00435_19026_7791.N1	20-OCT-2005 06:19:40	Bright	37.500	58	21Alp And	2.0730	11000.	75	19026	No
62	GOM_NL__2PRFIN20051020_062732_000000362041_00435_19026_7792.N1	20-OCT-2005 06:27:32	Bright	36.000	68	18Alp Cas	2.2250	4500.0	72	19026	No
63	GOM_NL__2PRFIN20051020_063640_000000362041_00435_19026_7793.N1	20-OCT-2005 06:36:40	Bright	35.500	49	1Alp UMi	1.9900	6300.0	71	19026	No
64	GOM_NL__2PRFIN20051020_063956_000000362041_00435_19026_7794.N1	20-OCT-2005 06:39:56	Bright	36.000	60	7Bet UMi	2.0810	3950.0	72	19026	No
65	GOM_NL__2PRFIN20051020_064455_000000402041_00435_19026_7795.N1	20-OCT-2005 06:44:55	Bright	39.500	36	50Alp UMa	1.8000	6300.0	79	19026	No
66	GOM_NL__2PRFIN20051020_064630_000000342041_00435_19026_7796.N1	20-OCT-2005 06:46:30	Bright	34.000	82	48Bet UMa	2.3650	10600.	68	19026	No
67	GOM_NL__2PRFIN20051020_064957_000000342041_00435_19026_7797.N1	20-OCT-2005 06:49:57	Bright	34.000	174	52Psi UMa	3.0040	4400.0	68	19026	No
68	GOM_NL__2PRFIN20051020_065650_000000342041_00435_19026_7798.N1	20-OCT-2005 06:56:50	Bright	34.000	96	68Del Leo	2.5600	9300.0	68	19026	No
69	GOM_NL__2PRFIN20051020_071623_000000402041_00435_19026_7799.N1	20-OCT-2005 07:16:23	Dark	39.500	113	Mu Vel	2.6920	5000.0	79	19026	No
70	GOM_NL__2PRFIN20051020_072250_000000392041_00436_19027_7757.N1	20-OCT-2005 07:22:50	Dark	39.000	29	Bet Car	1.6720	10200.	78	19027	No
71	GOM_NL__2PRFIN20051020_073354_000000392041_00436_19027_7758.N1	20-OCT-2005 07:33:54	Dark	38.500	143	Alp Hyi	2.8570	7200.0	77	19027	No
72	GOM_NL__2PRFIN20051020_073519_000000432041_00436_19027_7759.N1	20-OCT-2005 07:35:19	Dark	42.500	9	Alp Eri	0.45300	24000.	85	19027	No
73	GOM_NL__2PRFIN20051020_074015_000000412041_00436_19027_7760.N1	20-OCT-2005 07:40:15	Straylight	41.000	84	Alp Phe	2.3970	4500.0	82	19027	No
74	GOM_NL__2PRFIN20051020_074648_000000402041_00436_19027_7761.N1	20-OCT-2005 07:46:48	Straylight	39.500	52	16Bet Cet	2.0370	4500.0	79	19027	No
75	GOM_NL__2PRFIN20051020_075621_000000362041_00436_19027_7762.N1	20-OCT-2005 07:56:21	Bright	35.500	140	88Gam Peg	2.8340	26000.	71	19027	No
76	GOM_NL__2PRFIN20051020_080016_000000362041_00436_19027_7763.N1	20-OCT-2005 08:00:16	Bright	35.500	58	21Alp And	2.0730	11000.	71	19027	No
77	GOM_NL__2PRFIN20051020_080808_000000382041_00436_19027_7764.N1	20-OCT-2005 08:08:08	Bright	37.500	68	18Alp Cas	2.2250	4500.0	75	19027	No
78	GOM_NL__2PRFIN20051020_081716_000000352041_00436_19027_7765.N1	20-OCT-2005 08:17:16	Bright	35.000	49	1Alp UMi	1.9900	6300.0	70	19027	No
79	GOM_NL__2PRFIN20051020_082032_000000352041_00436_19027_7766.N1	20-OCT-2005 08:20:32	Bright	34.500	60	7Bet UMi	2.0810	3950.0	69	19027	No
80	GOM_NL__2PRFIN20051020_082531_000000382041_00436_19027_7767.N1	20-OCT-2005 08:25:31	Bright	38.000	36	50Alp UMa	1.8000	6300.0	76	19027	No
81	GOM_NL__2PRFIN20051020_082706_000000372041_00436_19027_7768.N1	20-OCT-2005 08:27:06	Bright	37.000	82	48Bet UMa	2.3650	10600.	74	19027	No
82	GOM_NL__2PRFIN20051020_083033_000000352041_00436_19027_7769.N1	20-OCT-2005 08:30:33	Bright	35.000	174	52Psi UMa	3.0040	4400.0	70	19027	No
83	GOM_NL__2PRFIN20051020_083726_000000342041_00436_19027_7770.N1	20-OCT-2005 08:37:26	Bright	34.000	96	68Del Leo	2.5600	9300.0	68	19027	No
84	GOM_NL__2PRFIN20051020_085659_000000422041_00436_19027_7771.N1	20-OCT-2005 08:56:59	Dark	42.000	113	Mu Vel	2.6920	5000.0	84	19027	No
85	GOM_NL__2PRFIN20051020_090326_000000362041_00437_19028_7757.N1	20-OCT-2005 09:03:26	Dark	36.000	29	Bet Car	1.6720	10200.	72	19028	No
86	GOM_NL__2PRFIN20051020_091430_000000382041_00437_19028_7758.N1	20-OCT-2005 09:14:30	Dark	37.500	143	Alp Hyi	2.8570	7200.0	75	19028	No
87	GOM_NL__2PRFIN20051020_091555_000000392041_00437_19028_7759.N1	20-OCT-2005 09:15:55	Dark	38.500	9	Alp Eri	0.45300	24000.	77	19028	No
88	GOM_NL__2PRFIN20051020_092051_000000422041_00437_19028_7760.N1	20-OCT-2005 09:20:51	Straylight	42.000	84	Alp Phe	2.3970	4500.0	84	19028	No
89	GOM_NL__2PRFIN20051020_092724_000000422041_00437_19028_7761.N1	20-OCT-2005 09:27:24	Straylight	42.000	52	16Bet Cet	2.0370	4500.0	84	19028	No
90	GOM_NL__2PRFIN20051020_093657_000000352041_00437_19028_7762.N1	20-OCT-2005 09:36:57	Bright	35.000	140	88Gam Peg	2.8340	26000.	70	19028	No
91	GOM_NL__2PRFIN20051020_094052_000000352041_00437_19028_7763.N1	20-OCT-2005 09:40:52	Bright	35.000	58	21Alp And	2.0730	11000.	70	19028	No
92	GOM_NL__2PRFIN20051020_094843_000000372041_00437_19028_7764.N1	20-OCT-2005 09:48:43	Bright	37.000	68	18Alp Cas	2.2250	4500.0	74	19028	No
93	GOM_NL__2PRFIN20051020_095752_000000362041_00437_19028_7765.N1	20-OCT-2005 09:57:52	Bright	35.500	49	1Alp UMi	1.9900	6300.0	71	19028	No
94	GOM_NL__2PRFIN20051020_100108_000000352041_00437_19028_7766.N1	20-OCT-2005 10:01:08	Bright	35.000	60	7Bet UMi	2.0810	3950.0	70	19028	No
95	GOM_NL__2PRFIN20051020_100607_000000382041_00437_19028_7767.N1	20-OCT-2005 10:06:07	Bright	37.500	36	50Alp UMa	1.8000	6300.0	75	19028	No
96	GOM_NL__2PRFIN20051020_100742_000000362041_00437_19028_7768.N1	20-OCT-2005 10:07:42	Bright	35.500	82	48Bet UMa	2.3650	10600.	71	19028	No
97	GOM_NL__2PRFIN20051020_101109_000000422041_00437_19028_7769.N1	20-OCT-2005 10:11:09	Bright	42.000	174	52Psi UMa	3.0040	4400.0	84	19028	No
98	GOM_NL__2PRFIN20051020_101803_000000332041_00437_19028_7770.N1	20-OCT-2005 10:18:03	Bright	32.500	96	68Del Leo	2.5600	9300.0	65	19028	No
99	GOM_NL__2PRFIN20051020_103736_000000412041_00437_19028_7771.N1	20-OCT-2005 10:37:36	Dark	40.500	113	Mu Vel	2.6920	5000.0	81	19028	No
100	GOM_NL__2PRFIN20051020_104157_000000412041_00438_19029_7757.N1	20-OCT-2005 10:41:57	Dark	40.500	46	Del Vel	1.9540	10600.	81	19029	No
101	GOM_NL__2PRFIN20051020_104402_000000392041_00438_19029_7758.N1	20-OCT-2005 10:44:02	Dark	39.000	29	Bet Car	1.6720	10200.	78	19029	No

102	GOM_NL__2PRFIN20051020_105506_000000392041_00438_19029_7759.N1	20-OCT-2005 10:55:06	Dark	38.500	143	Alp Hyi	2.8570	7200.0	77	19029	No
103	GOM_NL__2PRFIN20051020_105631_000000402041_00438_19029_7760.N1	20-OCT-2005 10:56:31	Dark	40.000	9	Alp Eri	0.45300	24000.	80	19029	No
104	GOM_NL__2PRFIN20051020_110127_000000372041_00438_19029_7761.N1	20-OCT-2005 11:01:27	Straylight	37.000	84	Alp Phe	2.3970	4500.0	74	19029	No
105	GOM_NL__2PRFIN20051020_110800_000000452041_00438_19029_7762.N1	20-OCT-2005 11:08:00	Straylight	45.000	52	16Bet Cet	2.0370	4500.0	90	19029	No
106	GOM_NL__2PRFIN20051020_111732_000000362041_00438_19029_7763.N1	20-OCT-2005 11:17:32	Bright	35.500	140	88Gam Peg	2.8340	26000.	71	19029	No
107	GOM_NL__2PRFIN20051020_112127_000000362041_00438_19029_7764.N1	20-OCT-2005 11:21:27	Bright	35.500	58	21Alp And	2.0730	11000.	71	19029	No
108	GOM_NL__2PRFIN20051020_112919_000000362041_00438_19029_7765.N1	20-OCT-2005 11:29:19	Bright	36.000	68	18Alp Cas	2.2250	4500.0	72	19029	No
109	GOM_NL__2PRFIN20051020_113828_000000352041_00438_19029_7766.N1	20-OCT-2005 11:38:28	Bright	35.000	49	1Alp UMi	1.9900	6300.0	70	19029	No
110	GOM_NL__2PRFIN20051020_114144_000000362041_00438_19029_7767.N1	20-OCT-2005 11:41:44	Bright	35.500	60	7Bet UMi	2.0810	3950.0	71	19029	No
111	GOM_NL__2PRFIN20051020_114643_000000382041_00438_19029_7768.N1	20-OCT-2005 11:46:43	Bright	37.500	36	50Alp UMa	1.8000	6300.0	75	19029	No
112	GOM_NL__2PRFIN20051020_114817_000000362041_00438_19029_7769.N1	20-OCT-2005 11:48:17	Bright	35.500	82	48Bet UMa	2.3650	10600.	71	19029	No
113	GOM_NL__2PRFIN20051020_115145_000000352041_00438_19029_7770.N1	20-OCT-2005 11:51:45	Bright	35.000	174	52Psi UMa	3.0040	4400.0	70	19029	No
114	GOM_NL__2PRFIN20051020_115839_000000342041_00438_19029_7771.N1	20-OCT-2005 11:58:39	Bright	33.500	96	68Del Leo	2.5600	9300.0	67	19029	No
115	GOM_NL__2PRFIN20051020_121812_000000412041_00438_19029_7772.N1	20-OCT-2005 12:18:12	Dark	40.500	113	Mu Vel	2.6920	5000.0	81	19029	No
116	GOM_NL__2PRFIN20051020_122233_000000402041_00439_19030_7757.N1	20-OCT-2005 12:22:33	Dark	39.500	46	Del Vel	1.9540	10600.	79	19030	No
117	GOM_NL__2PRFIN20051020_122438_000000392041_00439_19030_7758.N1	20-OCT-2005 12:24:38	Dark	39.000	29	Bet Car	1.6720	10200.	78	19030	No
118	GOM_NL__2PRFIN20051020_123542_000000372041_00439_19030_7759.N1	20-OCT-2005 12:35:42	Dark	36.500	143	Alp Hyi	2.8570	7200.0	73	19030	No
119	GOM_NL__2PRFIN20051020_123707_000000432041_00439_19030_7760.N1	20-OCT-2005 12:37:07	Dark	43.000	9	Alp Eri	0.45300	24000.	86	19030	No
120	GOM_NL__2PRFIN20051020_124203_000000422041_00439_19030_7761.N1	20-OCT-2005 12:42:03	Straylight	41.500	84	Alp Phe	2.3970	4500.0	83	19030	No
121	GOM_NL__2PRFIN20051020_124836_000000432041_00439_19030_7762.N1	20-OCT-2005 12:48:36	Straylight	43.000	52	16Bet Cet	2.0370	4500.0	86	19030	No
122	GOM_NL__2PRFIN20051020_125809_000000362041_00439_19030_7763.N1	20-OCT-2005 12:58:09	Bright	35.500	140	88Gam Peg	2.8340	26000.	71	19030	No
123	GOM_NL__2PRFIN20051020_130203_000000362041_00439_19030_7764.N1	20-OCT-2005 13:02:03	Bright	35.500	58	21Alp And	2.0730	11000.	71	19030	No
124	GOM_NL__2PRFIN20051020_130955_000000372041_00439_19030_7765.N1	20-OCT-2005 13:09:55	Bright	36.500	68	18Alp Cas	2.2250	4500.0	73	19030	No
125	GOM_NL__2PRFIN20051020_131904_000000362041_00439_19030_7766.N1	20-OCT-2005 13:19:04	Bright	36.000	49	1Alp UMi	1.9900	6300.0	72	19030	No
126	GOM_NL__2PRFIN20051020_132220_000000352041_00439_19030_7767.N1	20-OCT-2005 13:22:20	Bright	34.500	60	7Bet UMi	2.0810	3950.0	69	19030	No
127	GOM_NL__2PRFIN20051020_132719_000000382041_00439_19030_7768.N1	20-OCT-2005 13:27:19	Bright	38.000	36	50Alp UMa	1.8000	6300.0	76	19030	No
128	GOM_NL__2PRFIN20051020_132853_000000372041_00439_19030_7769.N1	20-OCT-2005 13:28:53	Bright	36.500	82	48Bet UMa	2.3650	10600.	73	19030	No
129	GOM_NL__2PRFIN20051020_133221_000000352041_00439_19030_7770.N1	20-OCT-2005 13:32:21	Bright	35.000	174	52Psi UMa	3.0040	4400.0	70	19030	No
130	GOM_NL__2PRFIN20051020_133915_000000422041_00439_19030_7771.N1	20-OCT-2005 13:39:15	Bright	42.000	96	68Del Leo	2.5600	9300.0	84	19030	No
131	GOM_NL__2PRFIN20051020_135848_000000422041_00439_19030_7772.N1	20-OCT-2005 13:58:48	Dark	42.000	113	Mu Vel	2.6920	5000.0	84	19030	No
132	GOM_NL__2PRFIN20051020_140309_000000402041_00440_19031_7777.N1	20-OCT-2005 14:03:09	Dark	40.000	46	Del Vel	1.9540	10600.	80	19031	No
133	GOM_NL__2PRFIN20051020_140515_000000392041_00440_19031_7778.N1	20-OCT-2005 14:05:15	Dark	39.000	29	Bet Car	1.6720	10200.	78	19031	No
134	GOM_NL__2PRFIN20051020_141618_000000392041_00440_19031_7779.N1	20-OCT-2005 14:16:18	Dark	38.500	143	Alp Hyi	2.8570	7200.0	77	19031	No
135	GOM_NL__2PRFIN20051020_141744_000000412041_00440_19031_7780.N1	20-OCT-2005 14:17:44	Dark	41.000	9	Alp Eri	0.45300	24000.	82	19031	No
136	GOM_NL__2PRFIN20051020_142239_000000412041_00440_19031_7781.N1	20-OCT-2005 14:22:39	Straylight	40.500	84	Alp Phe	2.3970	4500.0	81	19031	No
137	GOM_NL__2PRFIN20051020_142913_000000412041_00440_19031_7782.N1	20-OCT-2005 14:29:13	Straylight	41.000	52	16Bet Cet	2.0370	4500.0	82	19031	No
138	GOM_NL__2PRFIN20051020_143845_000000352041_00440_19031_7783.N1	20-OCT-2005 14:38:45	Bright	34.500	140	88Gam Peg	2.8340	26000.	69	19031	No
139	GOM_NL__2PRFIN20051020_144239_000000352041_00440_19031_7784.N1	20-OCT-2005 14:42:39	Bright	34.500	58	21Alp And	2.0730	11000.	69	19031	No
140	GOM_NL__2PRFIN20051020_145031_000000382041_00440_19031_7785.N1	20-OCT-2005 14:50:31	Bright	37.500	68	18Alp Cas	2.2250	4500.0	75	19031	No
141	GOM_NL__2PRFIN20051020_145940_000000332041_00440_19031_7786.N1	20-OCT-2005 14:59:40	Bright	33.000	49	1Alp UMi	1.9900	6300.0	66	19031	No
142	GOM_NL__2PRFIN20051020_150257_000000352041_00440_19031_7787.N1	20-OCT-2005 15:02:57	Bright	35.000	60	7Bet UMi	2.0810	3950.0	70	19031	No
143	GOM_NL__2PRFIN20051020_150755_000000372041_00440_19031_7788.N1	20-OCT-2005 15:07:55	Bright	36.500	36	50Alp UMa	1.8000	6300.0	73	19031	No
144	GOM_NL__2PRFIN20051020_150929_000000372041_00440_19031_7789.N1	20-OCT-2005 15:09:29	Bright	36.500	82	48Bet UMa	2.3650	10600.	73	19031	No
145	GOM_NL__2PRFIN20051020_151257_000000372041_00440_19031_7790.N1	20-OCT-2005 15:12:57	Bright	37.000	174	52Psi UMa	3.0040	4400.0	74	19031	No
146	GOM_NL__2PRFIN20051020_151951_000000442041_00440_19031_7791.N1	20-OCT-2005 15:19:51	Bright	44.000	96	68Del Leo	2.5600	9300.0	88	19031	No
147	GOM_NL__2PRFIN20051020_153924_000000402041_00440_19031_7792.N1	20-OCT-2005 15:39:24	Dark	40.000	113	Mu Vel	2.6920	5000.0	80	19031	No
148	GOM_NL__2PRFIN20051020_154346_000000412041_00441_19032_7777.N1	20-OCT-2005 15:43:46	Dark	40.500	46	Del Vel	1.9540	10600.	81	19032	No
149	GOM_NL__2PRFIN20051020_154551_000000412041_00441_19032_7778.N1	20-OCT-2005 15:45:51	Dark	40.500	29	Bet Car	1.6720	10200.	81	19032	No
150	GOM_NL__2PRFIN20051020_155654_000000392041_00441_19032_7779.N1	20-OCT-2005 15:56:54	Dark	38.500	143	Alp Hyi	2.8570	7200.0	77	19032	No
151	GOM_NL__2PRFIN20051020_155820_000000462041_00441_19032_7780.N1	20-OCT-2005 15:58:20	Dark	45.500	9	Alp Eri	0.45300	24000.	91	19032	No
152	GOM_NL__2PRFIN20051020_160315_000000382041_00441_19032_7781.N1	20-OCT-2005 16:03:15	Straylight	38.000	84	Alp Phe	2.3970	4500.0	76	19032	No
153	GOM_NL__2PRFIN20051020_160949_000000452041_00441_19032_7782.N1	20-OCT-2005 16:09:49	Straylight	45.000	52	16Bet Cet	2.0370	4500.0	90	19032	No
154	GOM_NL__2PRFIN20051020_161920_000000352041_00441_19032_7783.N1	20-OCT-2005 16:19:20	Bright	35.000	140	88Gam Peg	2.8340	26000.	70	19032	No
155	GOM_NL__2PRFIN20051020_162316_000000372041_00441_19032_7784.N1	20-OCT-2005 16:23:16	Bright	36.500	58	21Alp And	2.0730	11000.	73	19032	No
156	GOM_NL__2PRFIN20051020_163107_000000382041_00441_19032_7785.N1	20-OCT-2005 16:31:07	Bright	38.000	68	18Alp Cas	2.2250	4500.0	76	19032	No
157	GOM_NL__2PRFIN20051020_164016_000000362041_00441_19032_7786.N1	20-OCT-2005 16:40:16	Bright	35.500	49	1Alp UMi	1.9900	6300.0	71	19032	No
158	GOM_NL__2PRFIN20051020_164333_000000362041_00441_19032_7787.N1	20-OCT-2005 16:43:33	Bright	36.000	60	7Bet UMi	2.0810	3950.0	72	19032	No
159	GOM_NL__2PRFIN20051020_164831_000000382041_00441_19032_7788.N1	20-OCT-2005 16:48:31	Bright	38.000	36	50Alp UMa	1.8000	6300.0	76	19032	No
160	GOM_NL__2PRFIN20051020_165005_000000352041_00441_19032_7789.N1	20-OCT-2005 16:50:05	Bright	35.000	82	48Bet UMa	2.3650	10600.	70	19032	No

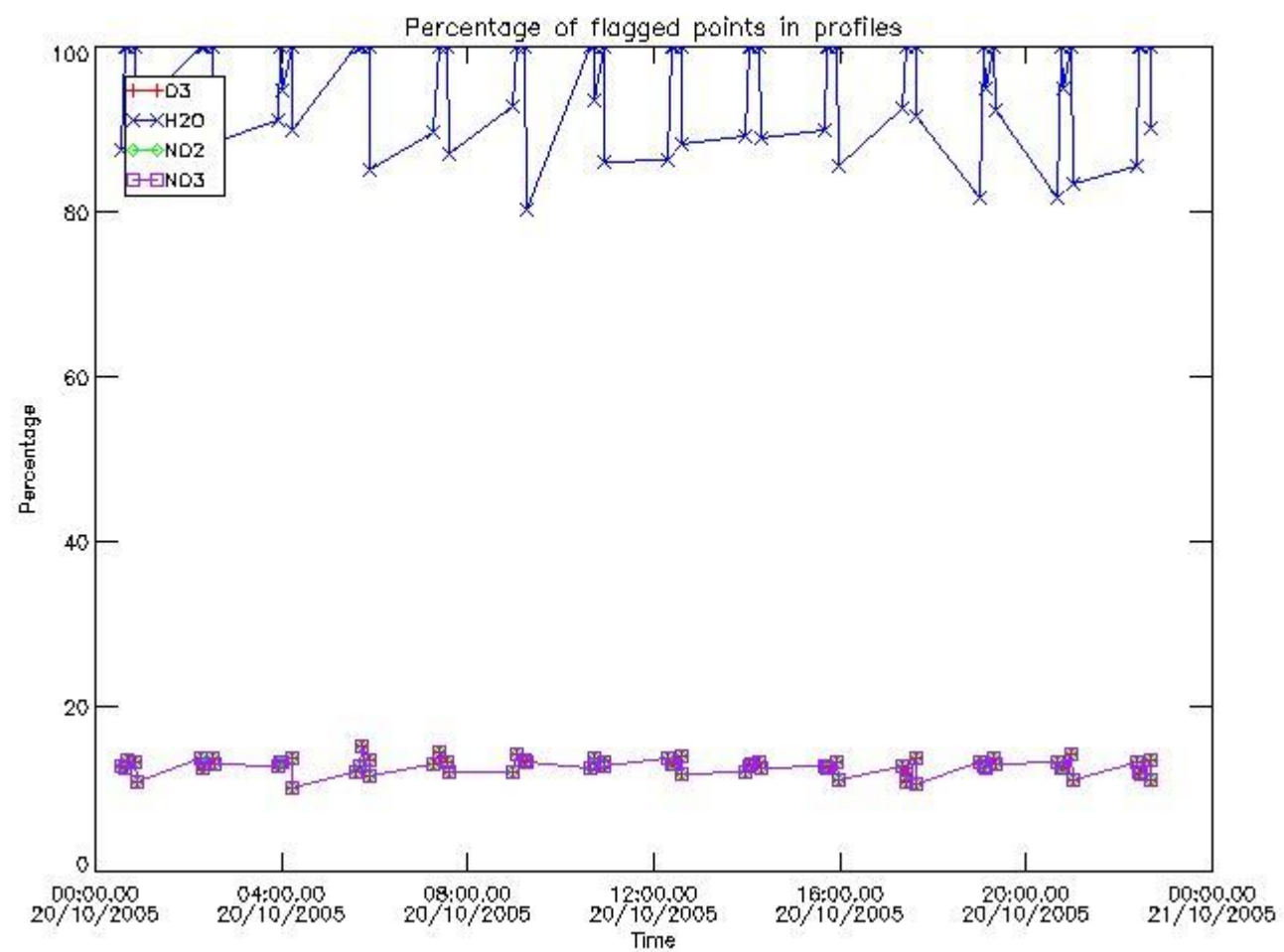
161	GOM_NL__2PRFIN20051020_165333_000000522041_00441_19032_7790.N1	20-OCT-2005 16:53:33	Bright	52.000	174	52Psi UMa	3.0040	4400.0	104	19032	No
162	GOM_NL__2PRFIN20051020_170027_000000532041_00441_19032_7791.N1	20-OCT-2005 17:00:27	Bright	53.000	96	68Del Leo	2.5600	9300.0	106	19032	No
163	GOM_NL__2PRFIN20051020_172000_000000402041_00441_19032_7792.N1	20-OCT-2005 17:20:00	Dark	40.000	113	Mu Vel	2.6920	5000.0	80	19032	No
164	GOM_NL__2PRFIN20051020_172422_000000472041_00442_19033_7777.N1	20-OCT-2005 17:24:22	Dark	47.000	46	Del Vel	1.9540	10600.	94	19033	No
165	GOM_NL__2PRFIN20051020_172627_000000442041_00442_19033_7778.N1	20-OCT-2005 17:26:27	Dark	43.500	29	Bet Car	1.6720	10200.	87	19033	No
166	GOM_NL__2PRFIN20051020_173731_000000372041_00442_19033_7779.N1	20-OCT-2005 17:37:31	Dark	37.000	143	Alp Hyi	2.8570	7200.0	74	19033	No
167	GOM_NL__2PRFIN20051020_173856_000000482041_00442_19033_7780.N1	20-OCT-2005 17:38:56	Dark	48.000	9	Alp Eri	0.45300	24000.	96	19033	No
168	GOM_NL__2PRFIN20051020_174351_000000432041_00442_19033_7781.N1	20-OCT-2005 17:43:51	Straylight	43.000	84	Alp Phe	2.3970	4500.0	86	19033	No
169	GOM_NL__2PRFIN20051020_175025_000000412041_00442_19033_7782.N1	20-OCT-2005 17:50:25	Straylight	41.000	52	16Bet Cet	2.0370	4500.0	82	19033	No
170	GOM_NL__2PRFIN20051020_175957_000000362041_00442_19033_7783.N1	20-OCT-2005 17:59:57	Bright	35.500	140	88Gam Peg	2.8340	26000.	71	19033	No
171	GOM_NL__2PRFIN20051020_180351_000000362041_00442_19033_7784.N1	20-OCT-2005 18:03:51	Bright	36.000	58	21Alp And	2.0730	11000.	72	19033	No
172	GOM_NL__2PRFIN20051020_181142_000000382041_00442_19033_7785.N1	20-OCT-2005 18:11:42	Bright	37.500	68	18Alp Cas	2.2250	4500.0	75	19033	No
173	GOM_NL__2PRFIN20051020_182052_000000362041_00442_19033_7786.N1	20-OCT-2005 18:20:52	Bright	35.500	49	1Alp UMi	1.9900	6300.0	71	19033	No
174	GOM_NL__2PRFIN20051020_182409_000000392041_00442_19033_7787.N1	20-OCT-2005 18:24:09	Bright	38.500	60	7Bet UMi	2.0810	3950.0	77	19033	No
175	GOM_NL__2PRFIN20051020_182907_000000342041_00442_19033_7788.N1	20-OCT-2005 18:29:07	Bright	34.000	36	50Alp UMa	1.8000	6300.0	68	19033	No
176	GOM_NL__2PRFIN20051020_183041_000000422041_00442_19033_7789.N1	20-OCT-2005 18:30:41	Bright	42.000	82	48Bet UMa	2.3650	10600.	84	19033	No
177	GOM_NL__2PRFIN20051020_183409_000000362041_00442_19033_7790.N1	20-OCT-2005 18:34:09	Bright	35.500	174	52Psi UMa	3.0040	4400.0	71	19033	No
178	GOM_NL__2PRFIN20051020_184103_000000422041_00442_19033_7791.N1	20-OCT-2005 18:41:03	Bright	42.000	96	68Del Leo	2.5600	9300.0	84	19033	No
179	GOM_NL__2PRFIN20051020_190037_000000392041_00442_19033_7792.N1	20-OCT-2005 19:00:37	Dark	38.500	113	Mu Vel	2.6920	5000.0	77	19033	No
180	GOM_NL__2PRFIN20051020_190459_000000402041_00443_19034_7777.N1	20-OCT-2005 19:04:59	Dark	40.000	46	Del Vel	1.9540	10600.	80	19034	No
181	GOM_NL__2PRFIN20051020_190703_000000412041_00443_19034_7778.N1	20-OCT-2005 19:07:03	Dark	40.500	29	Bet Car	1.6720	10200.	81	19034	No
182	GOM_NL__2PRFIN20051020_191807_000000372041_00443_19034_7779.N1	20-OCT-2005 19:18:07	Dark	37.000	143	Alp Hyi	2.8570	7200.0	74	19034	No
183	GOM_NL__2PRFIN20051020_191932_000000392041_00443_19034_7780.N1	20-OCT-2005 19:19:32	Dark	39.000	9	Alp Eri	0.45300	24000.	78	19034	No
184	GOM_NL__2PRFIN20051020_192427_000000402041_00443_19034_7781.N1	20-OCT-2005 19:24:27	Straylight	39.500	84	Alp Phe	2.3970	4500.0	79	19034	No
185	GOM_NL__2PRFIN20051020_193101_000000432041_00443_19034_7782.N1	20-OCT-2005 19:31:01	Straylight	42.500	52	16Bet Cet	2.0370	4500.0	85	19034	No
186	GOM_NL__2PRFIN20051020_194033_000000362041_00443_19034_7783.N1	20-OCT-2005 19:40:33	Bright	35.500	140	88Gam Peg	2.8340	26000.	71	19034	No
187	GOM_NL__2PRFIN20051020_194427_000000372041_00443_19034_7784.N1	20-OCT-2005 19:44:27	Bright	36.500	58	21Alp And	2.0730	11000.	73	19034	No
188	GOM_NL__2PRFIN20051020_195218_000000382041_00443_19034_7785.N1	20-OCT-2005 19:52:18	Bright	38.000	68	18Alp Cas	2.2250	4500.0	76	19034	No
189	GOM_NL__2PRFIN20051020_200128_000000372041_00443_19034_7786.N1	20-OCT-2005 20:01:28	Bright	36.500	49	1Alp UMi	1.9900	6300.0	73	19034	No
190	GOM_NL__2PRFIN20051020_200445_000000332041_00443_19034_7787.N1	20-OCT-2005 20:04:45	Bright	32.500	60	7Bet UMi	2.0810	3950.0	65	19034	No
191	GOM_NL__2PRFIN20051020_200943_000000362041_00443_19034_7788.N1	20-OCT-2005 20:09:43	Bright	35.500	36	50Alp UMa	1.8000	6300.0	71	19034	No
192	GOM_NL__2PRFIN20051020_201117_000000342041_00443_19034_7789.N1	20-OCT-2005 20:11:17	Bright	34.000	82	48Bet UMa	2.3650	10600.	68	19034	No
193	GOM_NL__2PRFIN20051020_201445_000000352041_00443_19034_7790.N1	20-OCT-2005 20:14:45	Bright	34.500	174	52Psi UMa	3.0040	4400.0	69	19034	No
194	GOM_NL__2PRFIN20051020_202139_000000352041_00443_19034_7791.N1	20-OCT-2005 20:21:39	Bright	34.500	96	68Del Leo	2.5600	9300.0	69	19034	No
195	GOM_NL__2PRFIN20051020_204113_000000392041_00443_19034_7792.N1	20-OCT-2005 20:41:13	Dark	38.500	113	Mu Vel	2.6920	5000.0	77	19034	No
196	GOM_NL__2PRFIN20051020_204535_000000412041_00444_19035_7777.N1	20-OCT-2005 20:45:35	Dark	41.000	46	Del Vel	1.9540	10600.	82	19035	No
197	GOM_NL__2PRFIN20051020_204740_000000412041_00444_19035_7778.N1	20-OCT-2005 20:47:40	Dark	40.500	29	Bet Car	1.6720	10200.	81	19035	No
198	GOM_NL__2PRFIN20051020_205843_000000362041_00444_19035_7779.N1	20-OCT-2005 20:58:43	Dark	36.000	143	Alp Hyi	2.8570	7200.0	72	19035	No
199	GOM_NL__2PRFIN20051020_210008_000000462041_00444_19035_7780.N1	20-OCT-2005 21:00:08	Dark	45.500	9	Alp Eri	0.45300	24000.	91	19035	No
200	GOM_NL__2PRFIN20051020_210503_000000422041_00444_19035_7781.N1	20-OCT-2005 21:05:03	Straylight	42.000	84	Alp Phe	2.3970	4500.0	84	19035	No
201	GOM_NL__2PRFIN20051020_211137_000000412041_00444_19035_7782.N1	20-OCT-2005 21:11:37	Straylight	41.000	52	16Bet Cet	2.0370	4500.0	82	19035	No
202	GOM_NL__2PRFIN20051020_212109_000000362041_00444_19035_7783.N1	20-OCT-2005 21:21:09	Bright	36.000	140	88Gam Peg	2.8340	26000.	72	19035	No
203	GOM_NL__2PRFIN20051020_212503_000000362041_00444_19035_7784.N1	20-OCT-2005 21:25:03	Bright	36.000	58	21Alp And	2.0730	11000.	72	19035	No
204	GOM_NL__2PRFIN20051020_213254_000000372041_00444_19035_7785.N1	20-OCT-2005 21:32:54	Bright	36.500	68	18Alp Cas	2.2250	4500.0	73	19035	No
205	GOM_NL__2PRFIN20051020_214204_000000372041_00444_19035_7786.N1	20-OCT-2005 21:42:04	Bright	36.500	49	1Alp UMi	1.9900	6300.0	73	19035	No
206	GOM_NL__2PRFIN20051020_214521_000000382041_00444_19035_7787.N1	20-OCT-2005 21:45:21	Bright	37.500	60	7Bet UMi	2.0810	3950.0	75	19035	No
207	GOM_NL__2PRFIN20051020_215019_000000382041_00444_19035_7788.N1	20-OCT-2005 21:50:19	Bright	38.000	36	50Alp UMa	1.8000	6300.0	76	19035	No
208	GOM_NL__2PRFIN20051020_215153_000000372041_00444_19035_7789.N1	20-OCT-2005 21:51:53	Bright	37.000	82	48Bet UMa	2.3650	10600.	74	19035	No
209	GOM_NL__2PRFIN20051020_215521_000000532041_00444_19035_7790.N1	20-OCT-2005 21:55:21	Bright	53.000	174	52Psi UMa	3.0040	4400.0	106	19035	No
210	GOM_NL__2PRFIN20051020_220215_000000342041_00444_19035_7791.N1	20-OCT-2005 22:02:15	Bright	34.000	96	68Del Leo	2.5600	9300.0	68	19035	No
211	GOM_NL__2PRFIN20051020_222149_000000392041_00444_19035_7792.N1	20-OCT-2005 22:21:49	Dark	38.500	113	Mu Vel	2.6920	5000.0	77	19035	No
212	GOM_NL__2PRFIN20051020_222612_000000422041_00445_19036_7777.N1	20-OCT-2005 22:26:12	Dark	42.000	46	Del Vel	1.9540	10600.	84	19036	No
213	GOM_NL__2PRFIN20051020_222816_000000432041_00445_19036_7778.N1	20-OCT-2005 22:28:16	Dark	43.000	29	Bet Car	1.6720	10200.	86	19036	No
214	GOM_NL__2PRFIN20051020_223919_000000382041_00445_19036_7779.N1	20-OCT-2005 22:39:19	Dark	37.500	143	Alp Hyi	2.8570	7200.0	75	19036	No
215	GOM_NL__2PRFIN20051020_224045_000000462041_00445_19036_7780.N1	20-OCT-2005 22:40:45	Dark	46.000	9	Alp Eri	0.45300	24000.	92	19036	No
216	GOM_NL__2PRFIN20051020_224539_000000422041_00445_19036_7781.N1	20-OCT-2005 22:45:39	Straylight	42.000	84	Alp Phe	2.3970	4500.0	84	19036	No
217	GOM_NL__2PRFIN20051020_225213_000000422041_00445_19036_7782.N1	20-OCT-2005 22:52:13	Straylight	42.000	52	16Bet Cet	2.0370	4500.0	84	19036	No
218	GOM_NL__2PRFIN20051020_230145_000000352041_00445_19036_7783.N1	20-OCT-2005 23:01:45	Bright	35.000	140	88Gam Peg	2.8340	26000.	70	19036	No
219	GOM_NL__2PRFIN20051020_230539_000000352041_00445_19036_7784.N1	20-OCT-2005 23:05:39	Bright	34.500	58	21Alp And	2.0730	11000.	69	19036	No

220	GOM_NL__2PRFIN20051020_231330_000000382041_00445_19036_7785.N1	20-OCT-2005 23:13:30	Bright	38.000	68	18Alp Cas	2.2250	4500.0	76	19036	No
221	GOM_NL__2PRFIN20051020_232240_000000362041_00445_19036_7786.N1	20-OCT-2005 23:22:40	Bright	35.500	49	1Alp UMi	1.9900	6300.0	71	19036	No
222	GOM_NL__2PRFIN20051020_232557_000000362041_00445_19036_7787.N1	20-OCT-2005 23:25:57	Bright	36.000	60	7Bet UMi	2.0810	3950.0	72	19036	No
223	GOM_NL__2PRFIN20051020_233055_000000382041_00445_19036_7788.N1	20-OCT-2005 23:30:55	Bright	38.000	36	50Alp UMa	1.8000	6300.0	76	19036	No
224	GOM_NL__2PRFIN20051020_233229_000000372041_00445_19036_7789.N1	20-OCT-2005 23:32:29	Bright	36.500	82	48Bet UMa	2.3650	10600.	73	19036	No
225	GOM_NL__2PRFIN20051020_233557_000000352041_00445_19036_7790.N1	20-OCT-2005 23:35:57	Bright	35.000	174	52Psi UMa	3.0040	4400.0	70	19036	No
226	GOM_NL__2PRFIN20051020_234252_000000342041_00445_19036_7791.N1	20-OCT-2005 23:42:52	Bright	34.000	96	68Del Leo	2.5600	9300.0	68	19036	No

3. Quality information per product

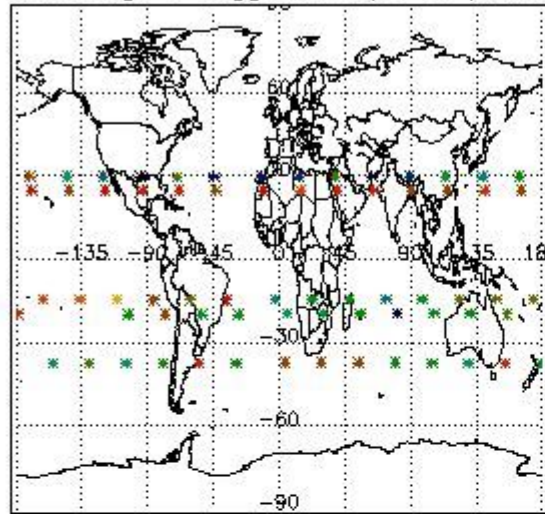
In this section it is plotted some information contained in the Quality Summary data set of the level 2 products. Only products in dark limb conditions and without errors (error flag in the MPH set to "0") are used.

3.1 Plot quality information per product (time dependant)

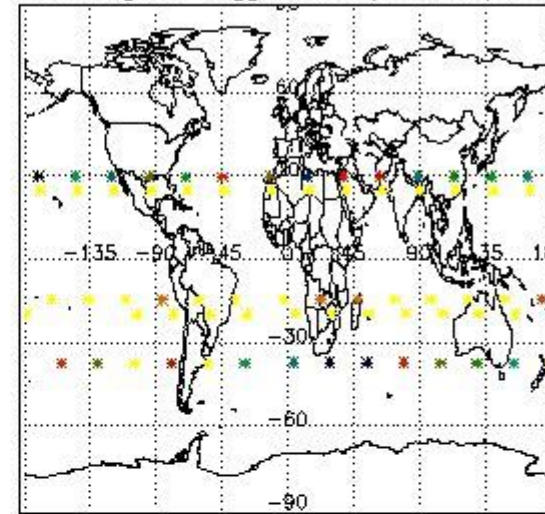


3.2 Plot quality information per product (world map)

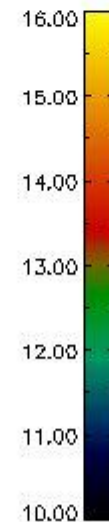
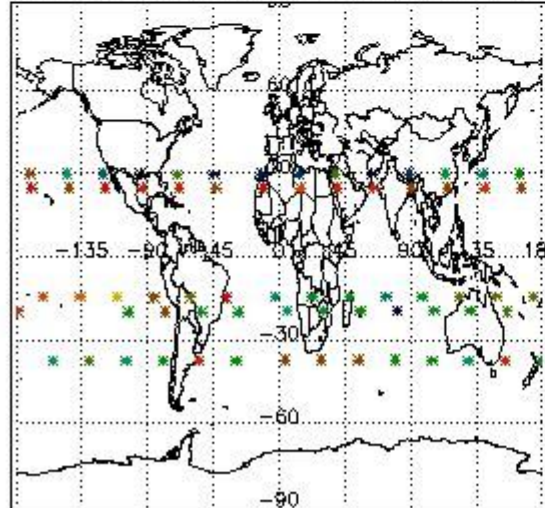
Percentage of flagged data per O3 profile



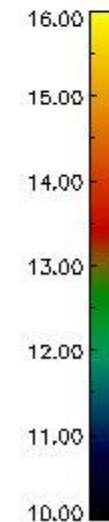
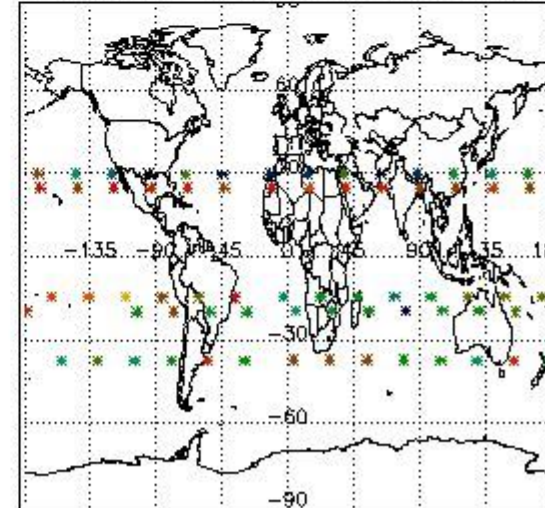
Percentage of flagged data per H2O profile



Percentage of flagged data per NO2 profile



Percentage of flagged data per NO3 profile

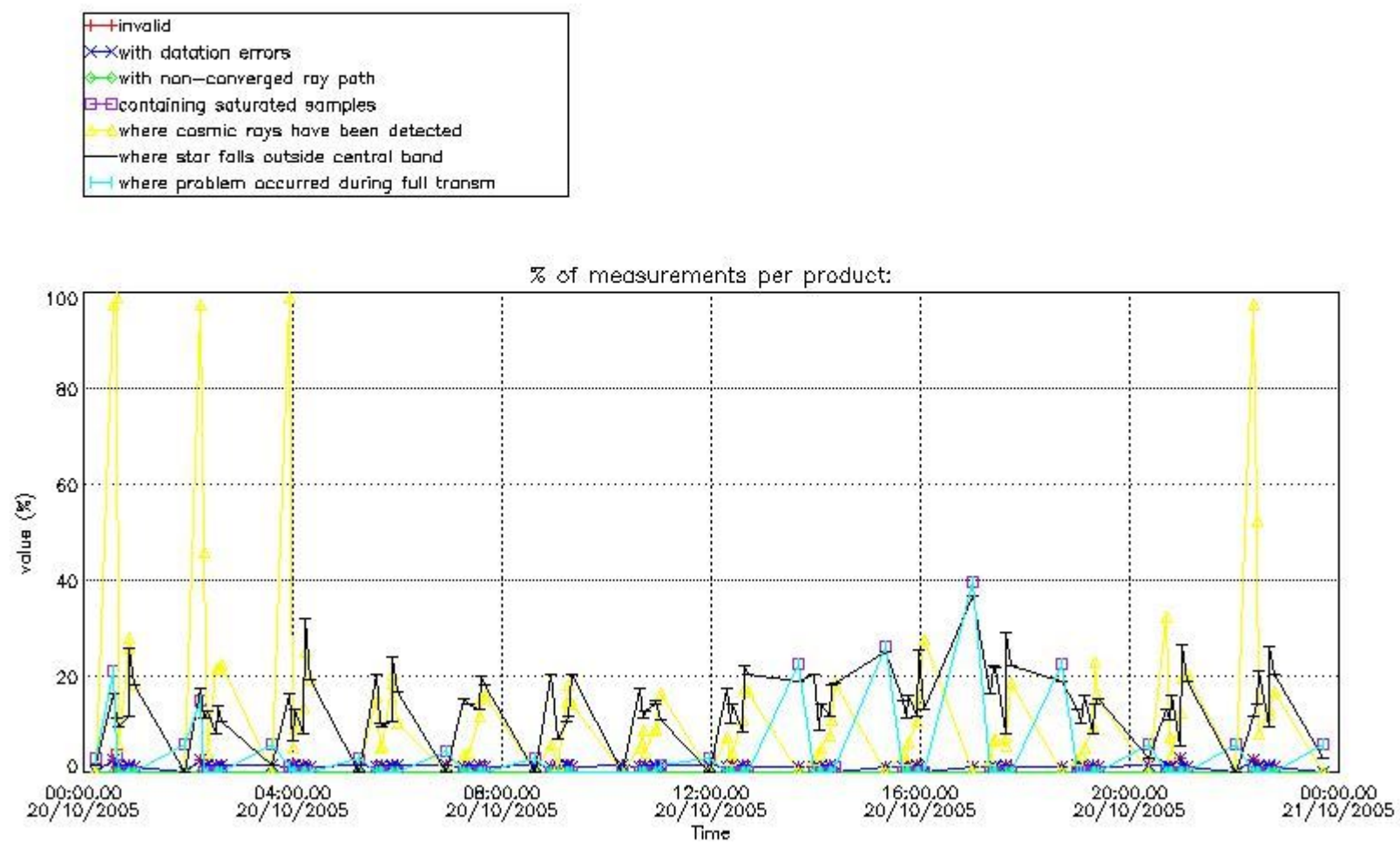


4. Level 1 quality information per product

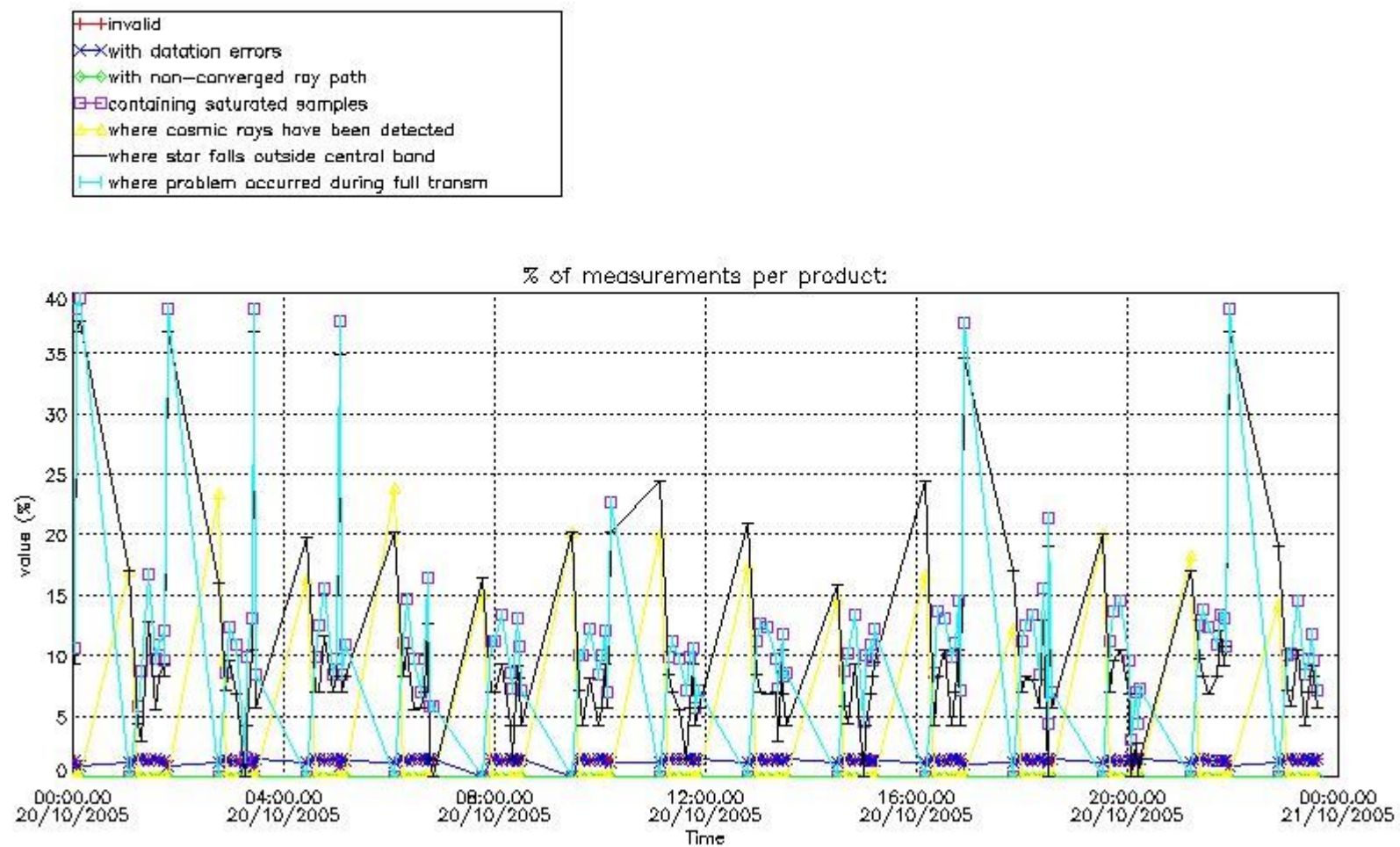
In this section it is plotted some information contained in the Quality Summary data set of the level 2 products that comes from the level 1b processing. Products without errors (error flag in the MPH set to "0") are used.

4.1 Plot quality information per product (time dependant) coming from level 1b processing

4.1.1 Plot level 1 quality information per product (time dependant): ENVISAT ASCENDING passes



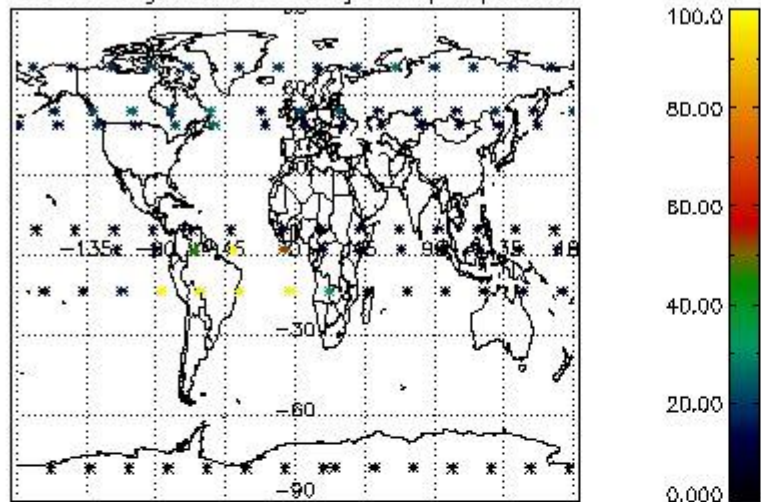
4.1.2 Plot level 1 quality information per product (time dependant): ENVI SAT DESCENDING passes



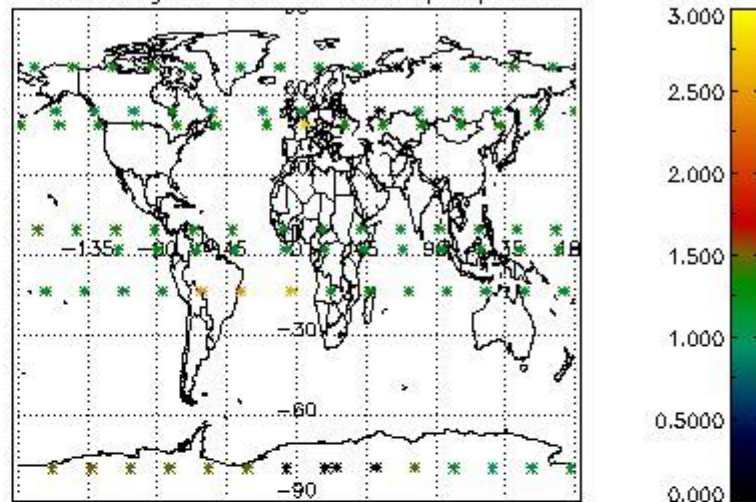
4.2 Plot quality information per product coming from level 1b processing (world map)

4.2.1 Plot level 1 quality information per product (world map): ENVISAT ASCENDING passes

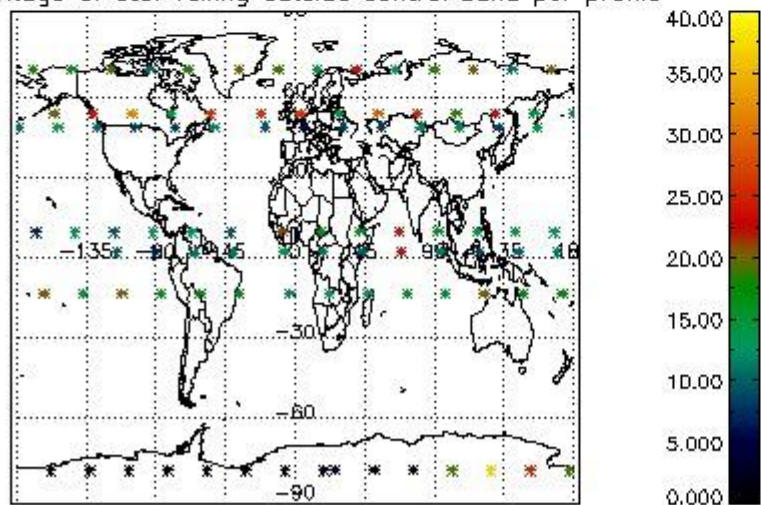
Percentage of cosmic ray hits per profile



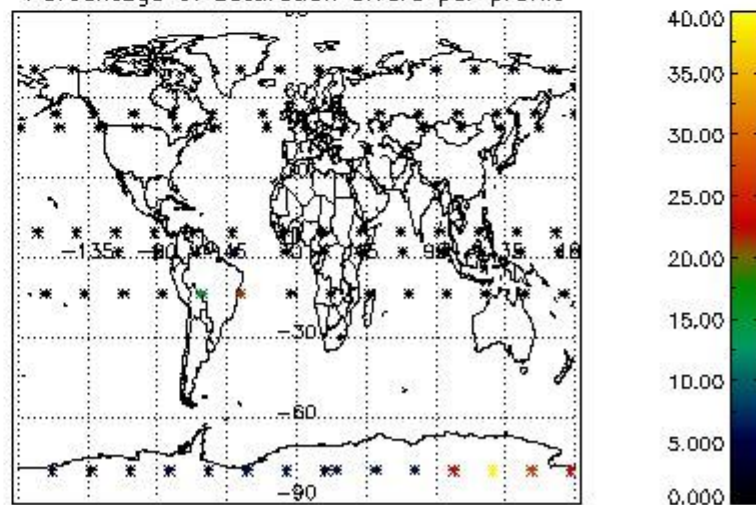
Percentage of datation errors per profile



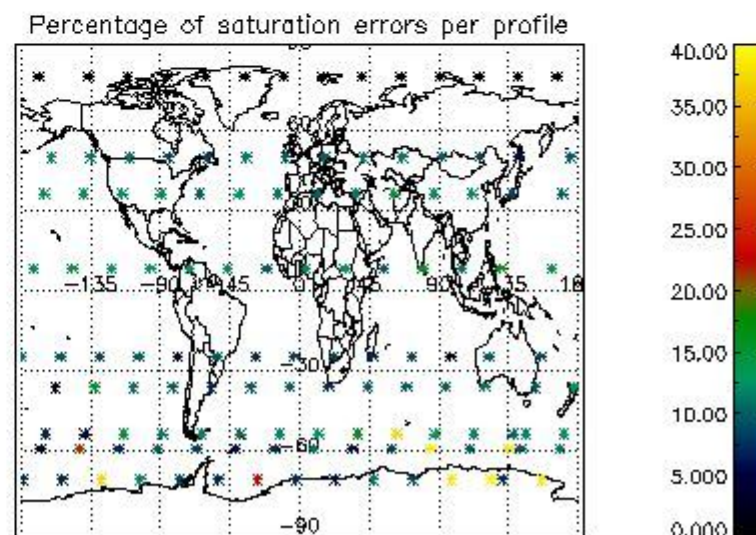
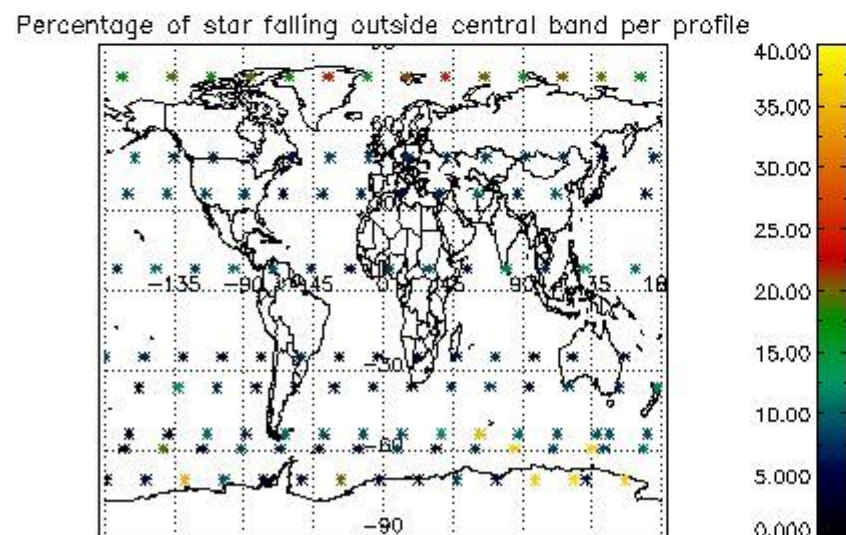
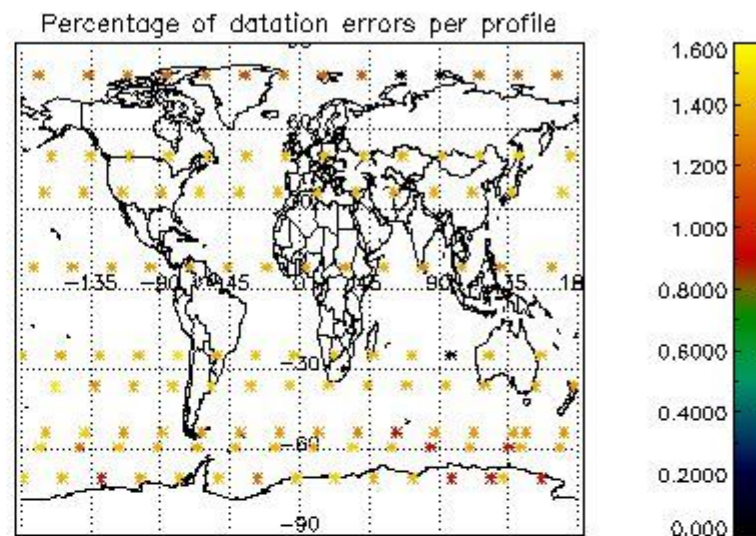
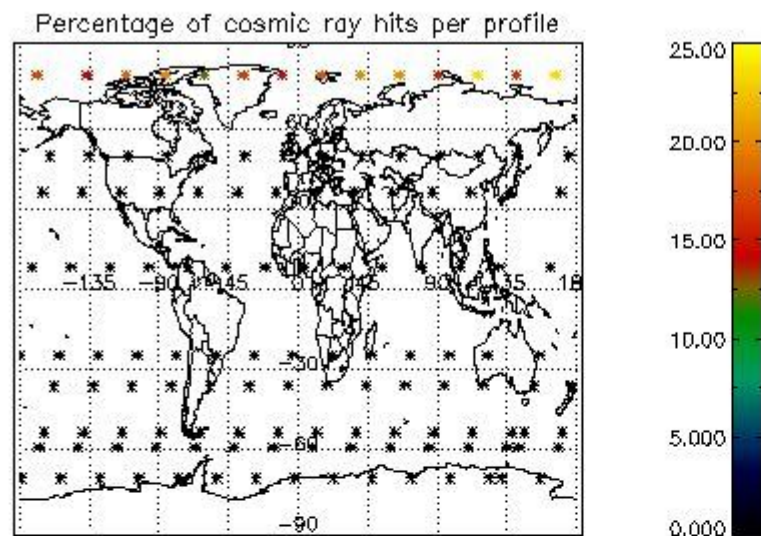
Percentage of star falling outside central band per profile



Percentage of saturation errors per profile



4.2.2 Plot level 1 quality information per product (world map): ENVISAT DESCENDING passes



5. Trace gas profiles

5.1 Ozone statistics based on quality of products

The final quality of the products can be "measured" using the STD (Standard Deviation) attached to every point profile. This information is written to the parameter GOM_NL__2P/NL_LOCAL_SPECIES_DENSITY/o3_std of the level 2 products. The table below shows the statistics for given STD ranges.

The statistics are given with respect to the overall valid production:

- Products without fatal errors: GOM_NL__2P/MPH/PRODUCT_ERR=0
- Valid point profile: GOM_NL__2P/NL_LOCAL_SPECIES_DENSITY/pcd(0)=0

The 'Criteria' is applied to valid points of dark limb products:

- Products in dark limb illumination condition: GOM_NL__2P/NL_SUMMARY_QUALITY/obs_ill_cond=0
- Products without fatal errors: GOM_NL__2P/MPH/PRODUCT_ERR=0
- Valid point profile: GOM_NL__2P/NL_LOCAL_SPECIES_DENSITY/pcd(0)=0

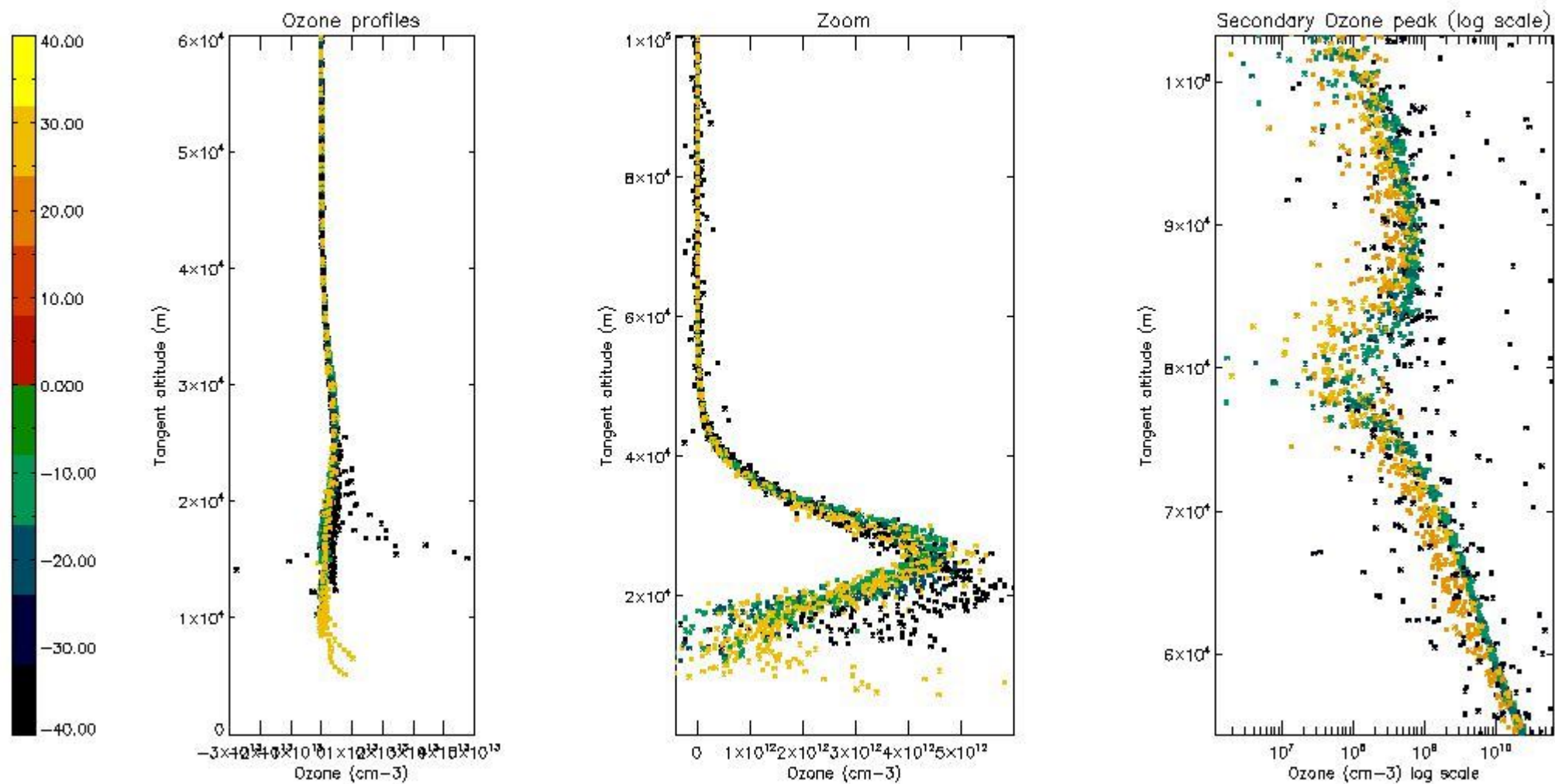
So, the table below shows the percentage of dark limb and valid observations for each criteria with respect to the overall valid daily observations.

Criteria	% of total production
All STD	32
STD < 20	19

STD < 10	15
STD < 5	9

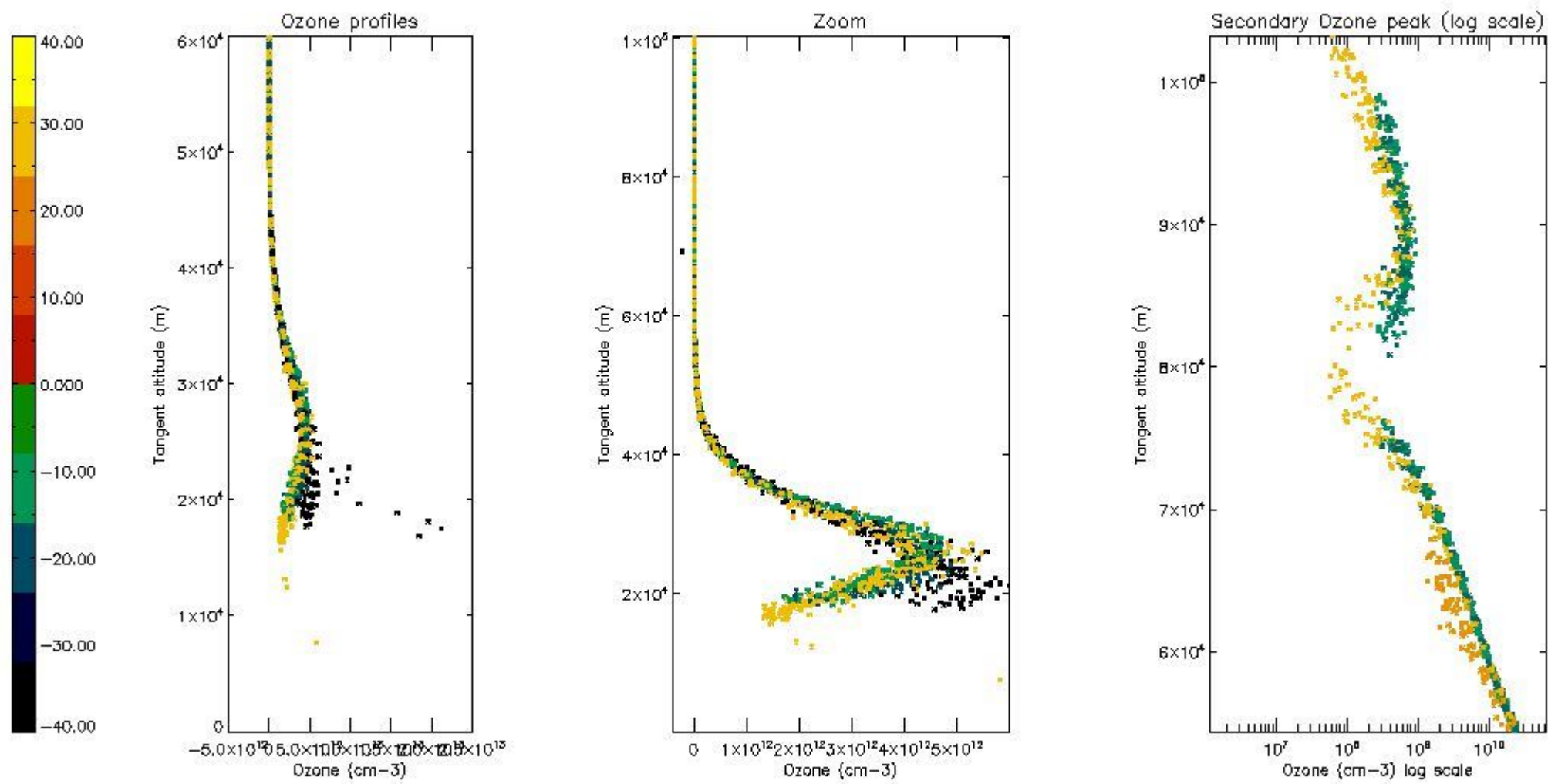
5.2 Plot ozone profiles for all STD (dark without errors)

The colorbar represents the latitude.



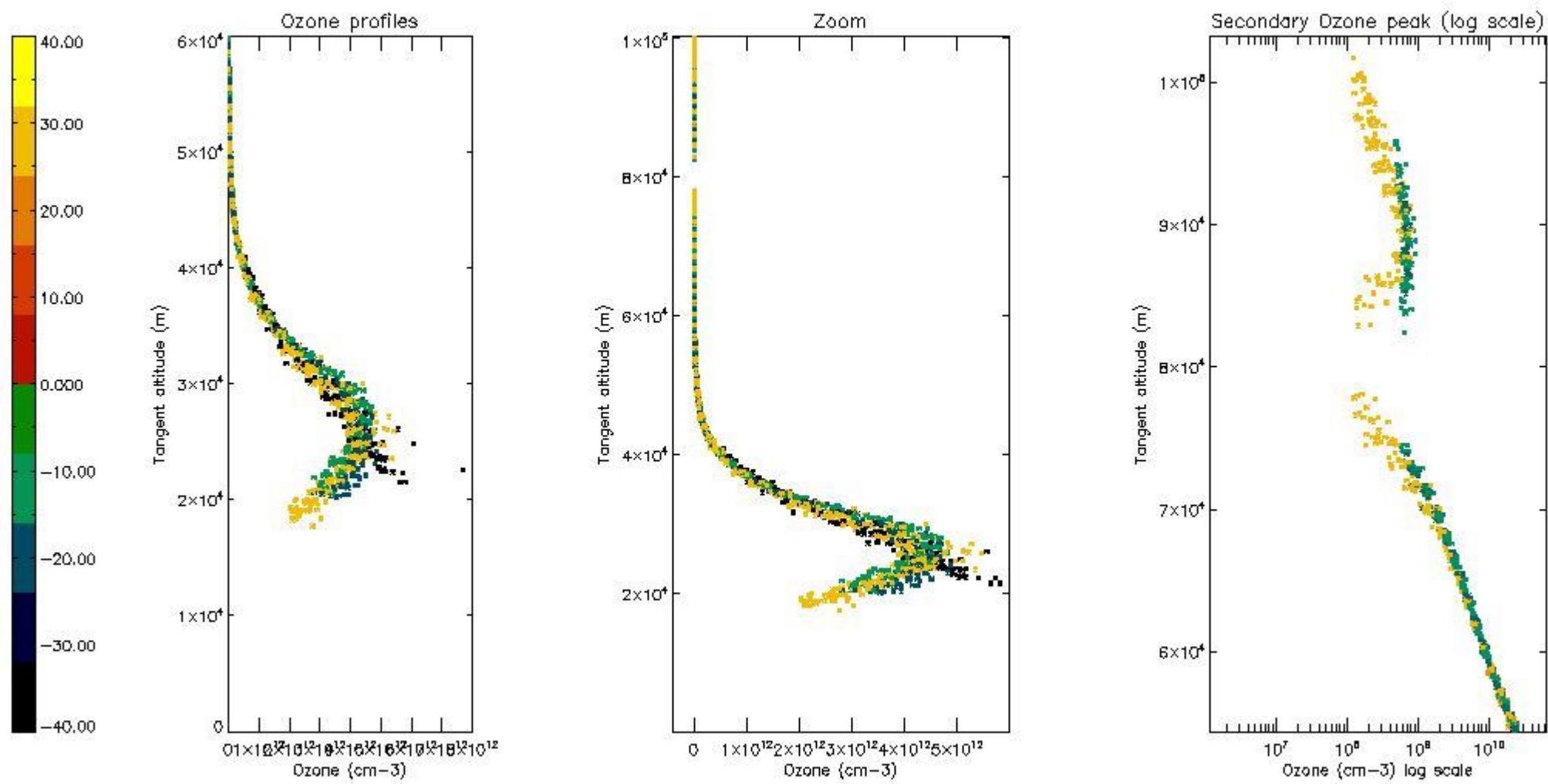
5.3 Plot ozone profiles where STD < 20% (dark without errors)

The colorbar represents the latitude.



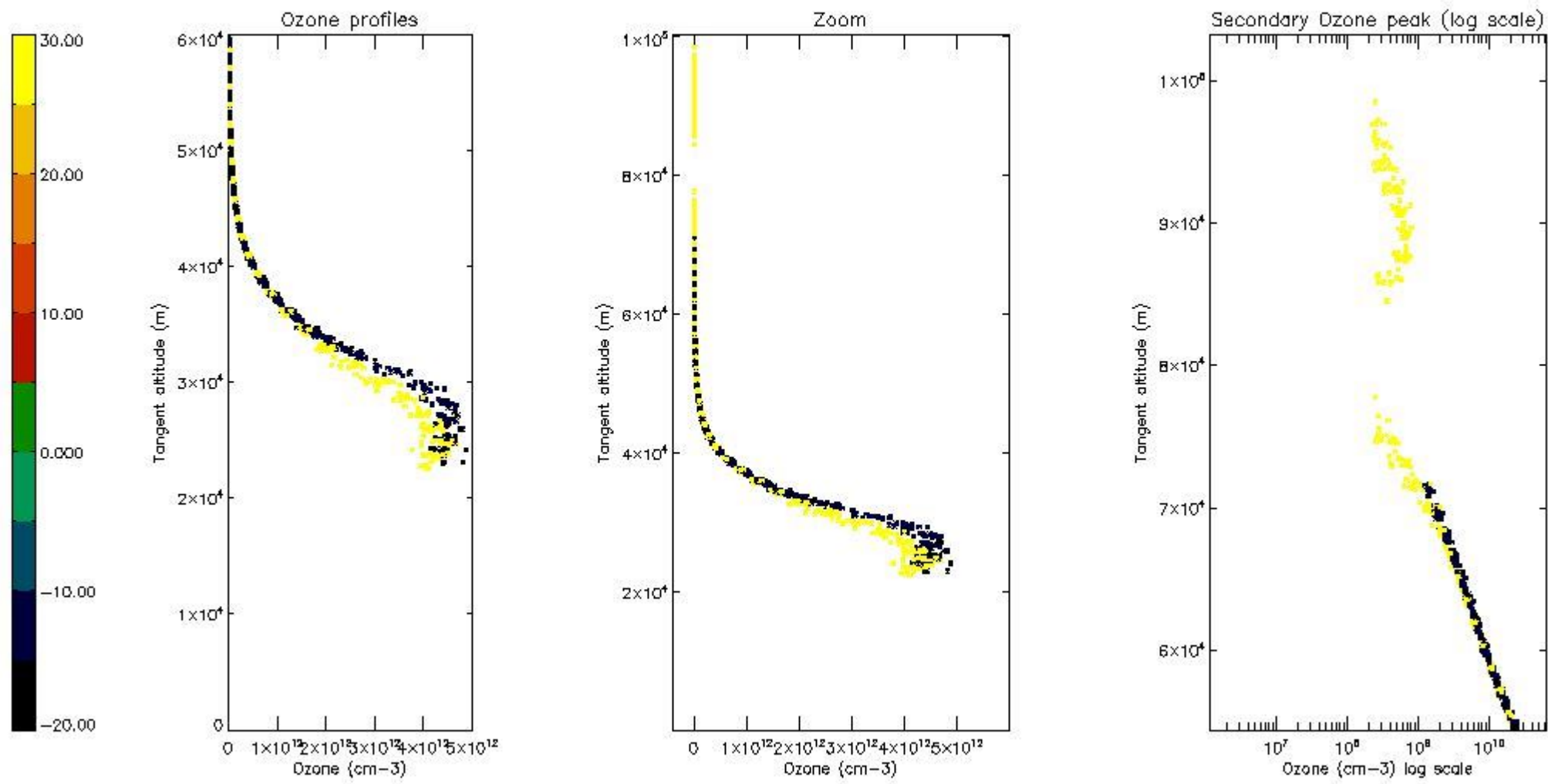
5.4 Plot ozone profiles where STD < 10% (dark without errors)

The colorbar represents the latitude.



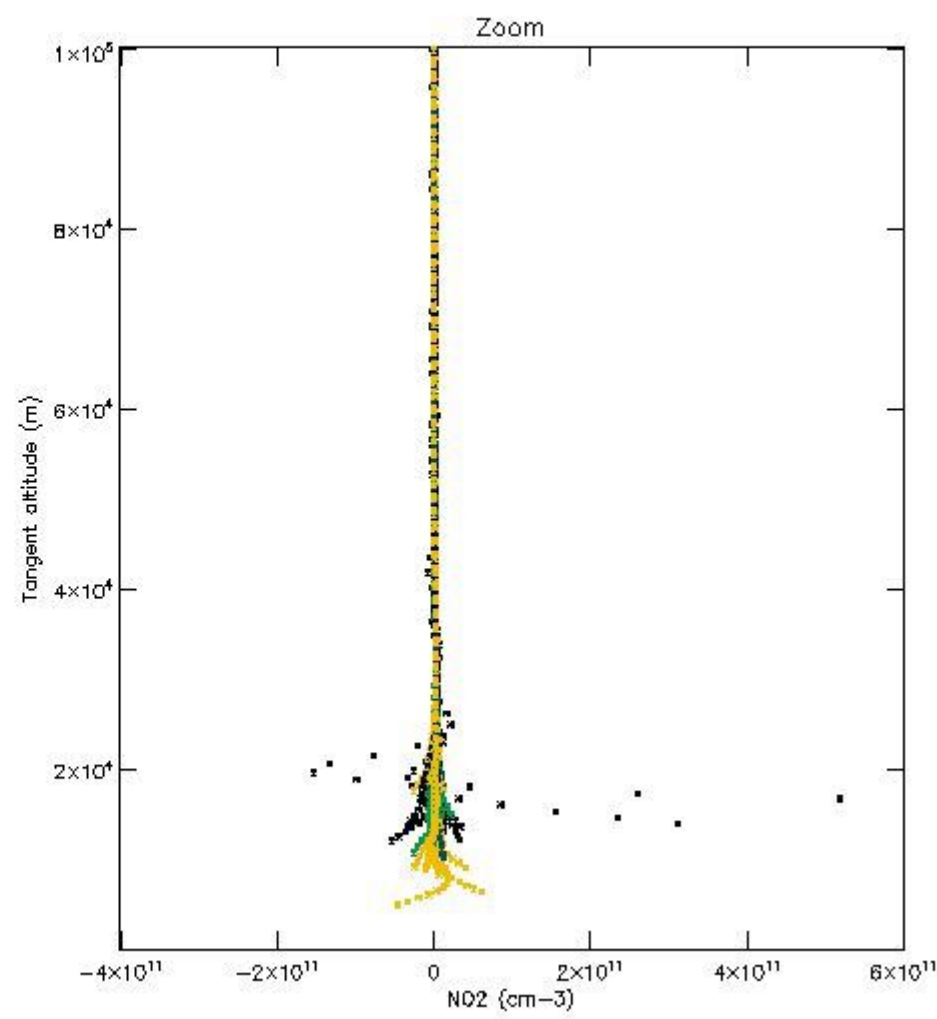
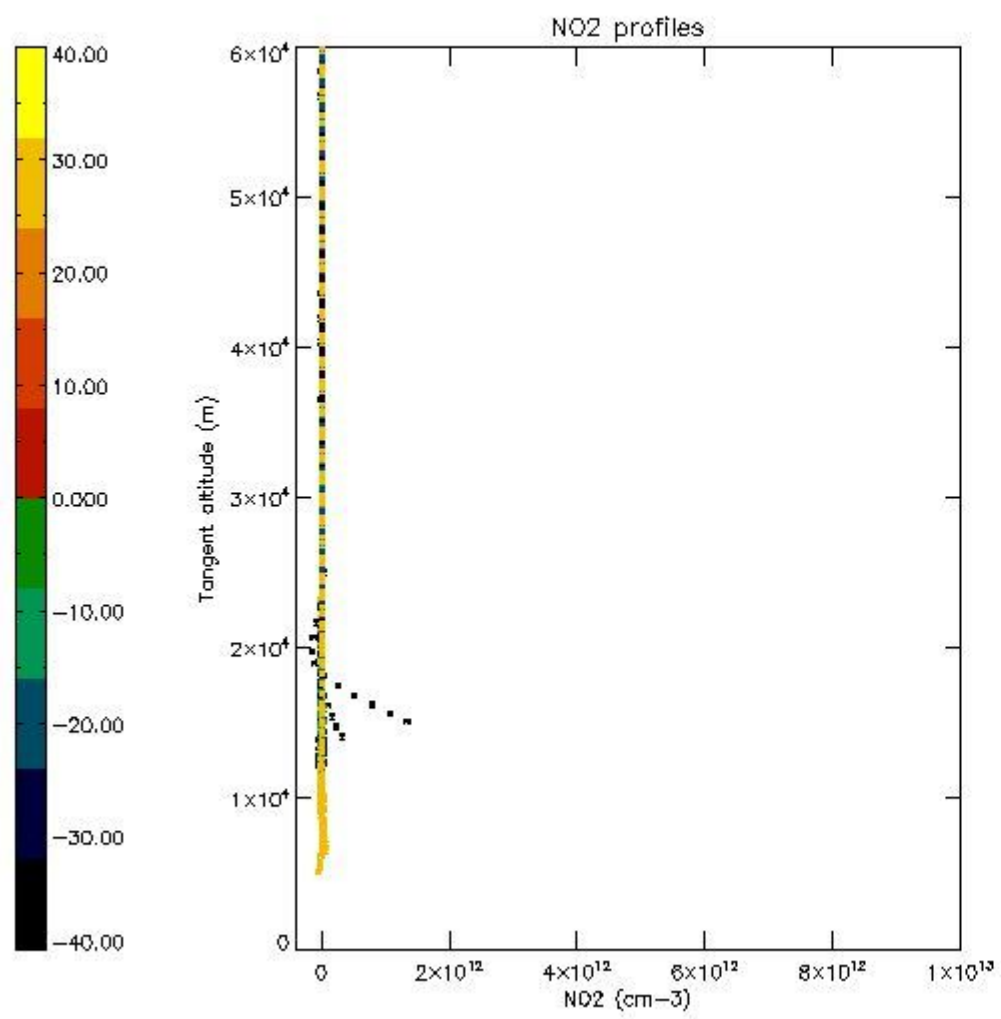
5.5 Plot ozone profiles where STD < 5% (dark without errors)

The colorbar represents the latitude.



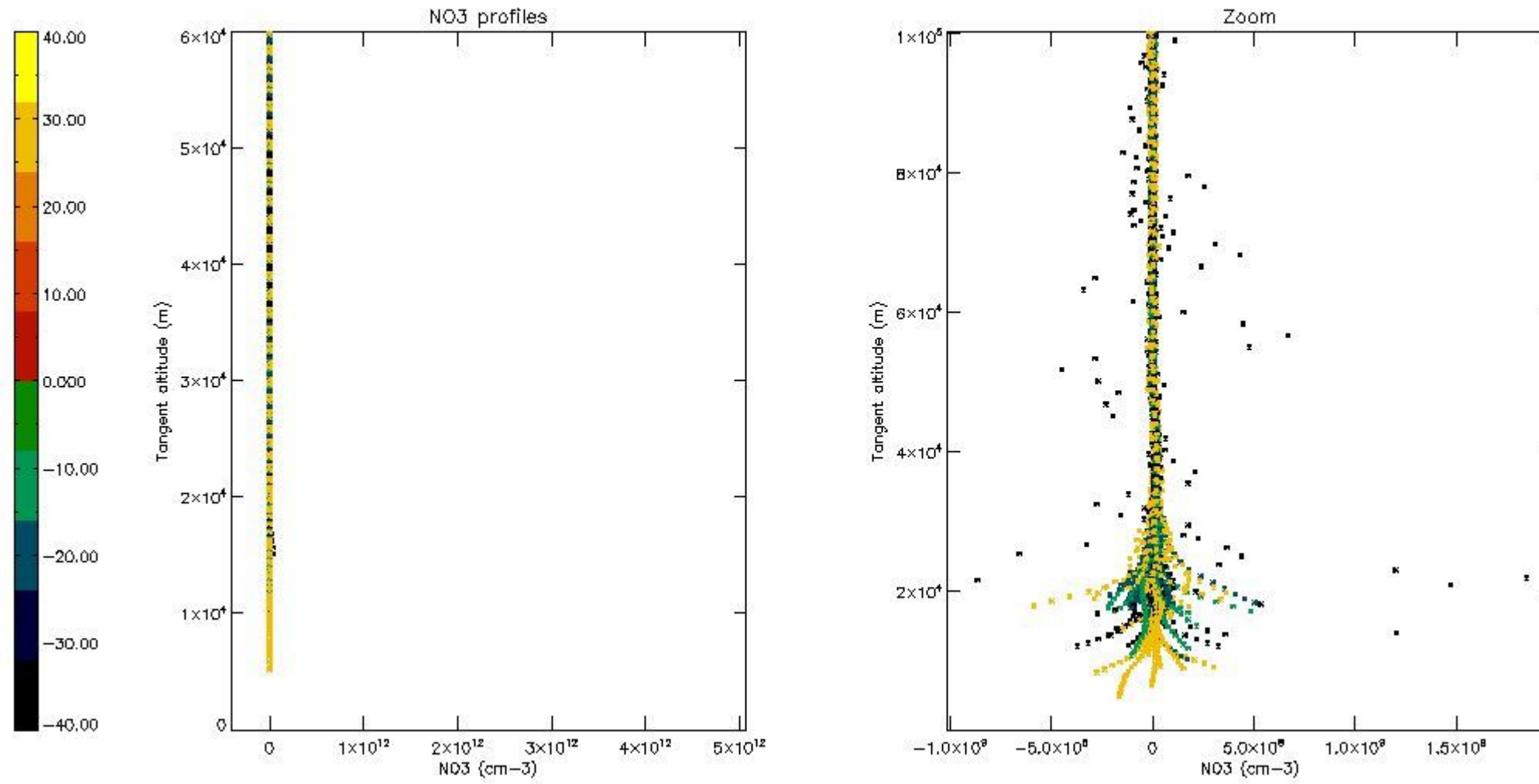
5.6 Plot NO₂ profiles for all STD (dark without errors)

The colorbar represents the latitude.



5.7 Plot NO3 profiles for all STD (dark without errors)

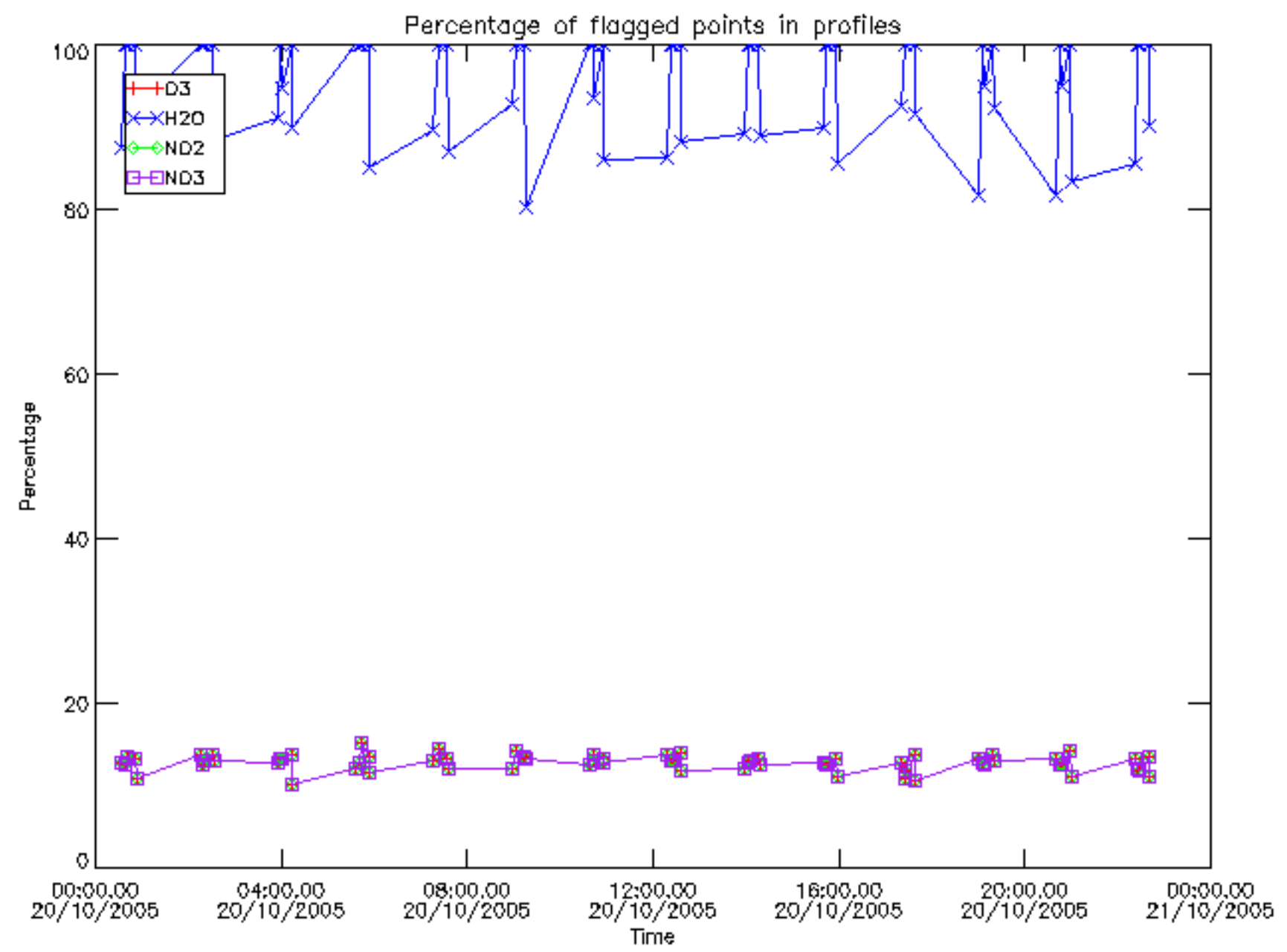
The colorbar represents the latitude.



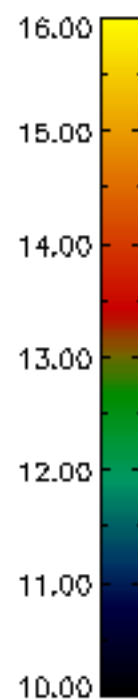
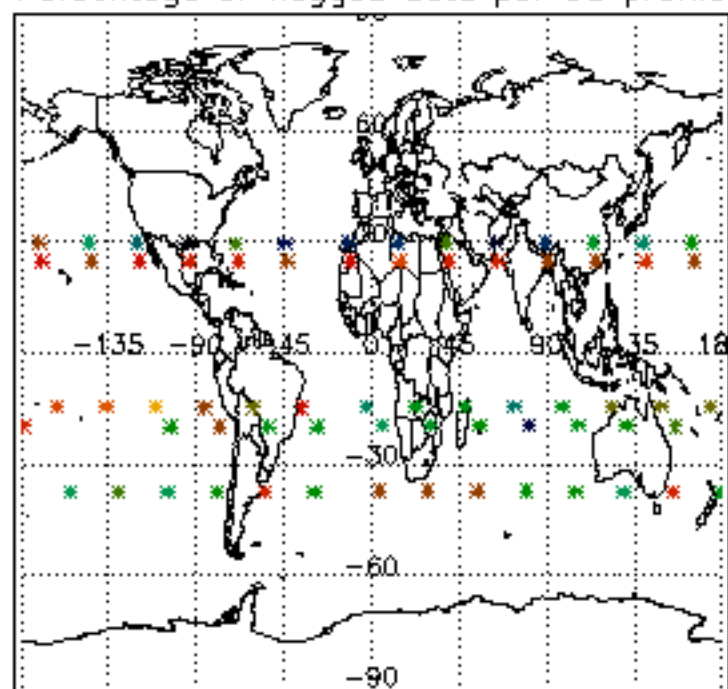
6. Auxiliary Data Files used for the production reported in section 2

The number reported in the third column indicates since which file (see list in section 2) the corresponding auxiliary file has been used. The fourth column is the date of those product files.

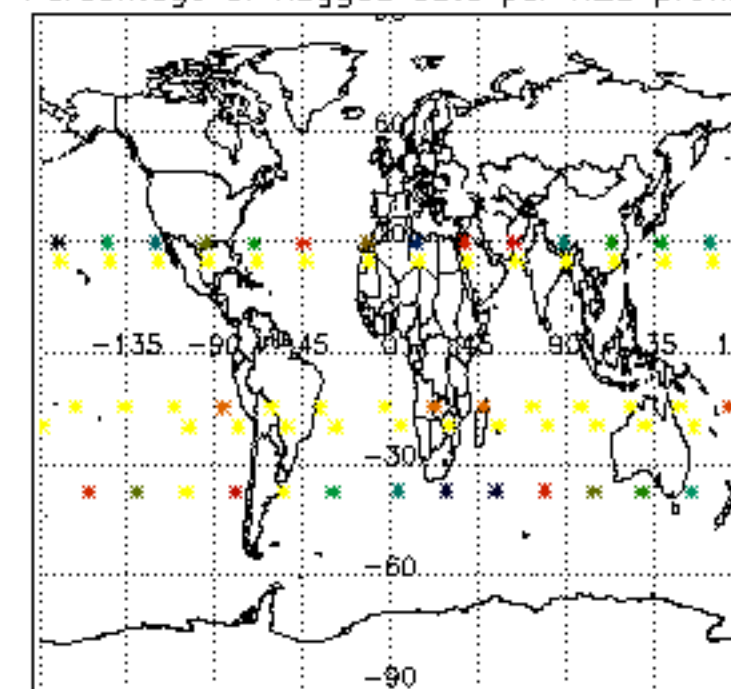
Type	Auxiliary Filename	Used since product	Used since product date
INST_PHYS_CHARACTERISTICS	GOM_INS_AXVIEC20091111_143220_20030716_120000_20500101_000000	1	20-OCT-2005 00:02:32
LEVEL-2_PROC_CONFIG	GOM_PR2_AXVIEC20091111_152718_20020301_000000_20500101_000000	1	20-OCT-2005 00:02:32
CROSS_SECTIONS_FILE	GOM_CRS_AXVIEC20091111_154832_20020301_000000_20500101_000000	1	20-OCT-2005 00:02:32



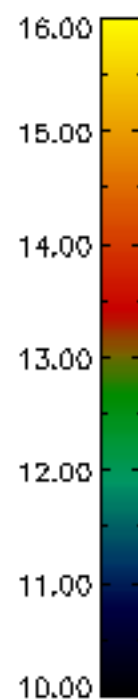
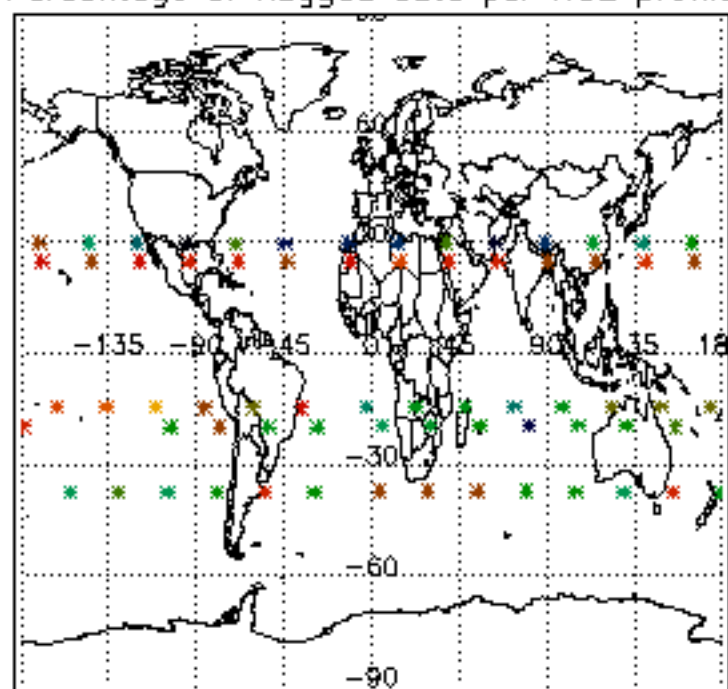
Percentage of flagged data per D3 profile



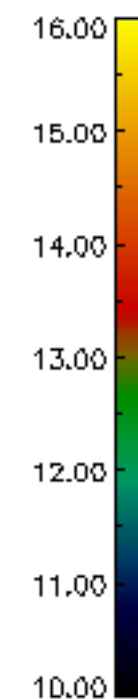
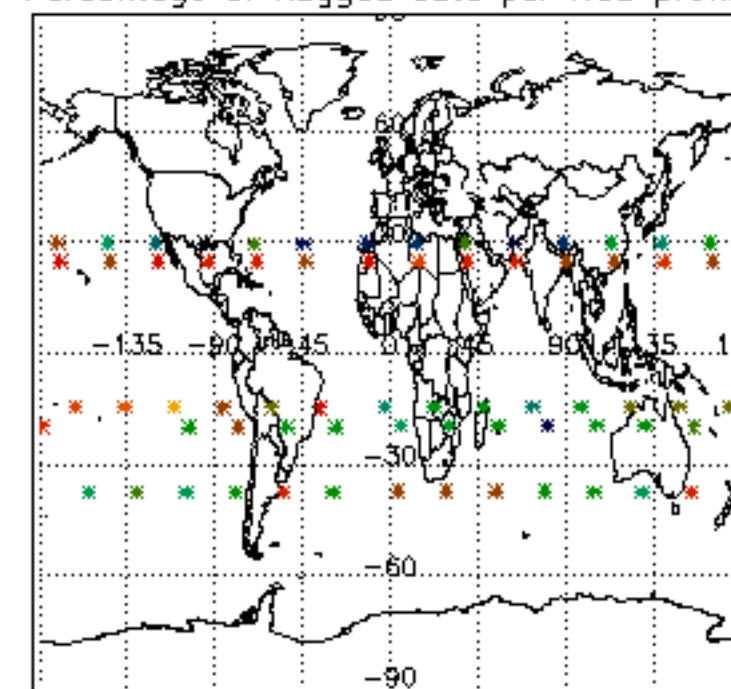
Percentage of flagged data per H2O profile

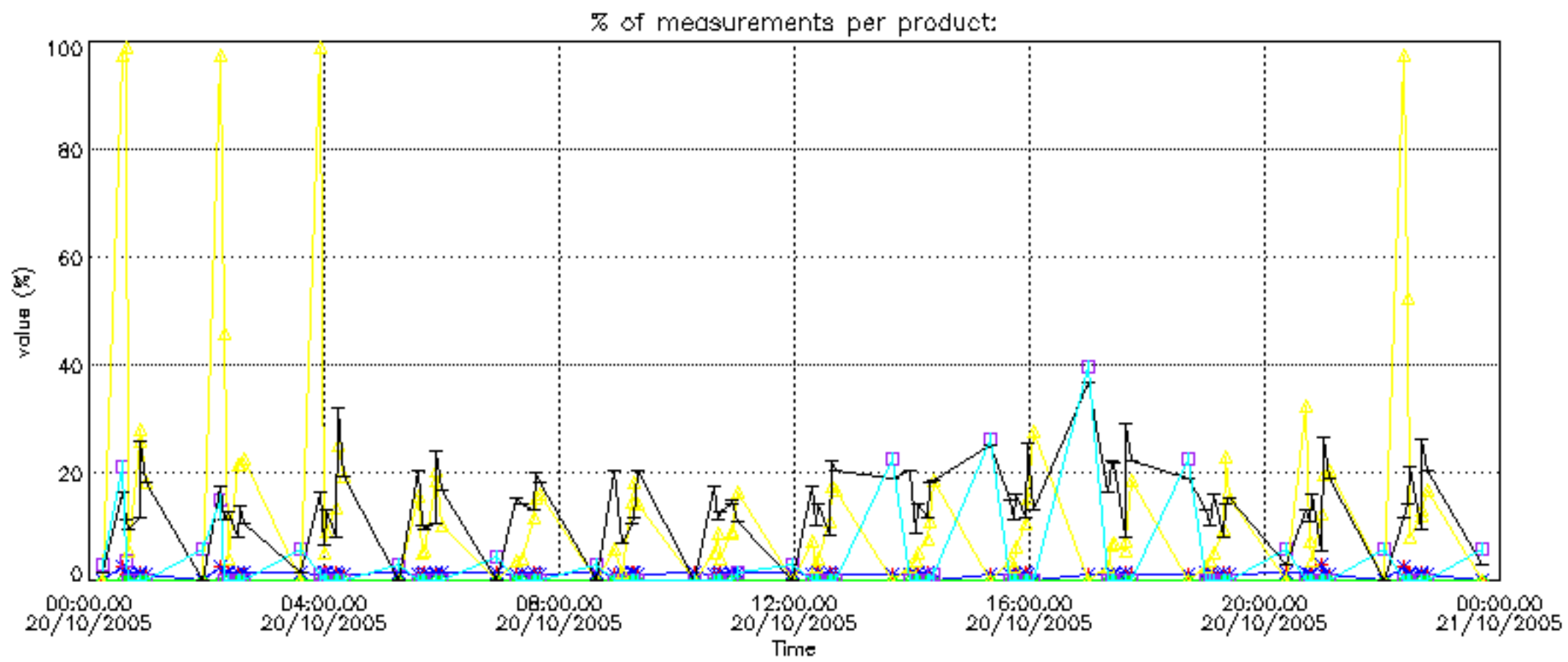


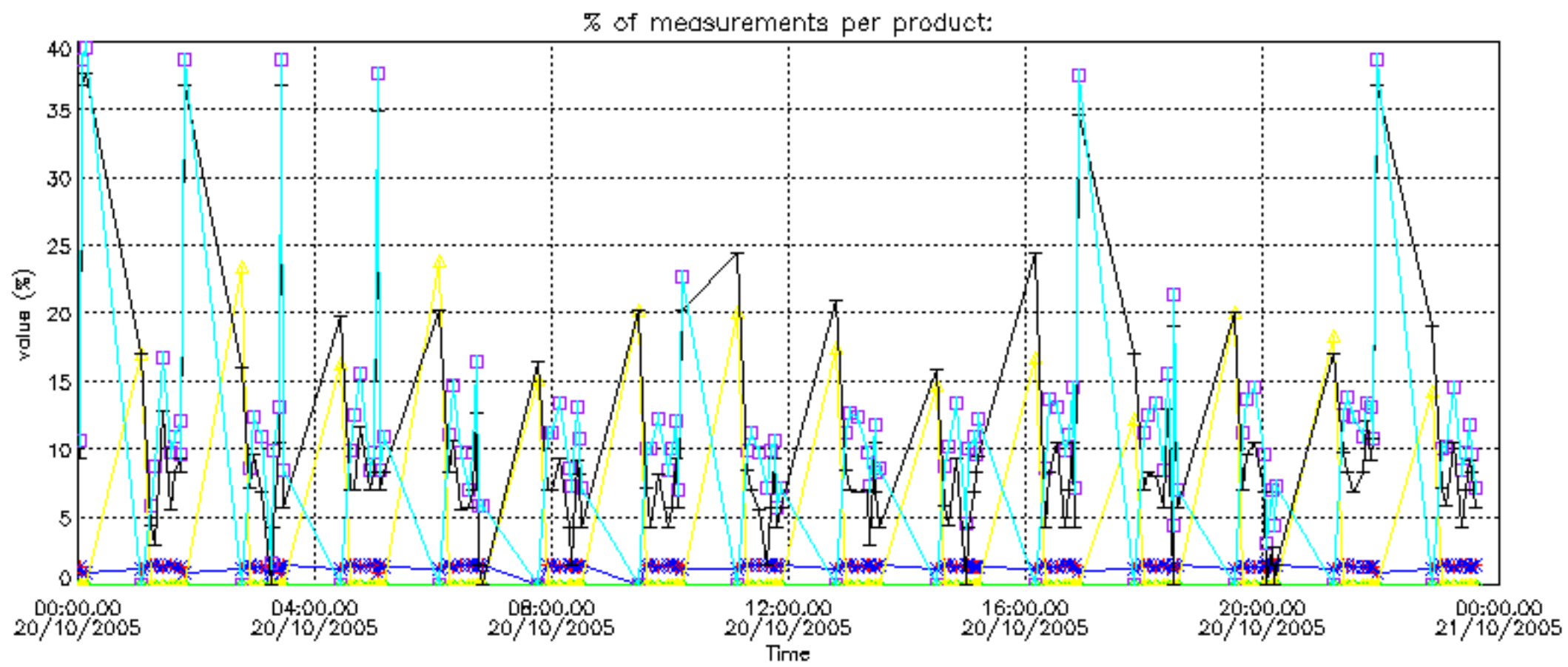
Percentage of flagged data per NO2 profile



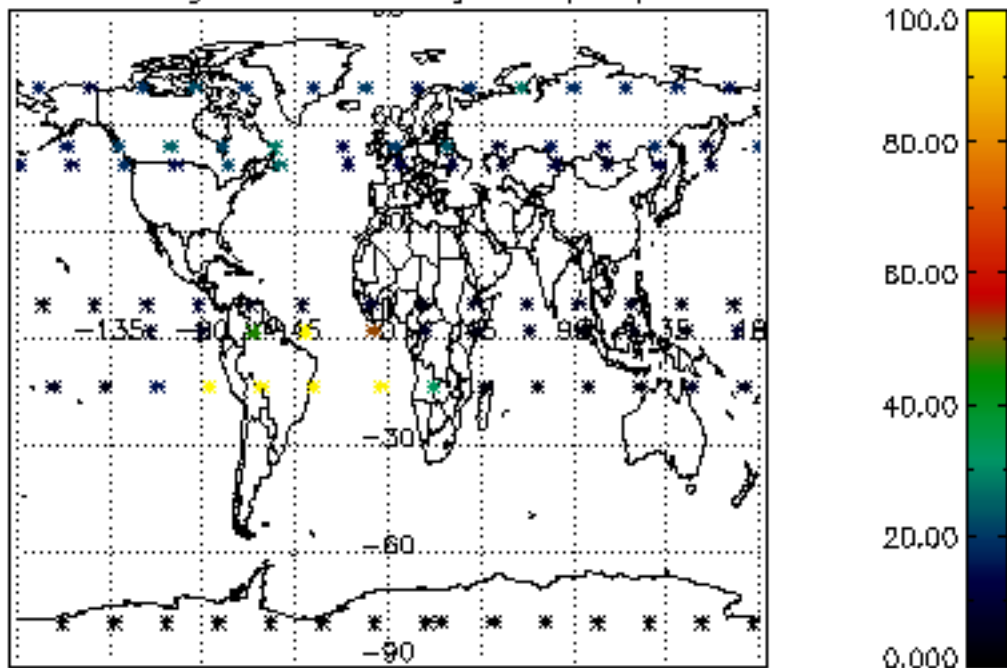
Percentage of flagged data per NO3 profile



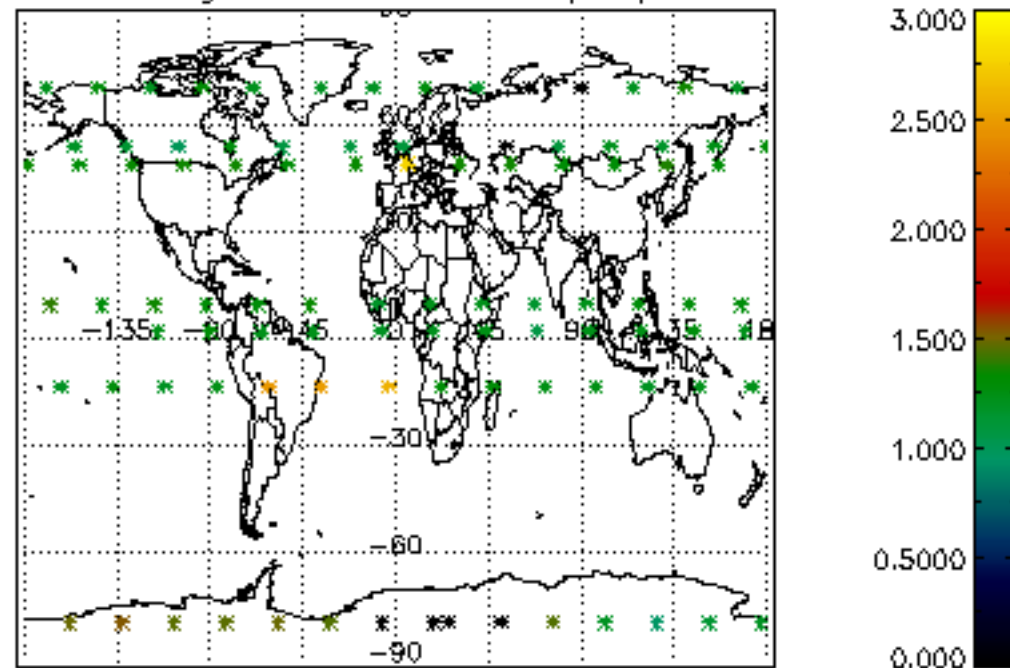




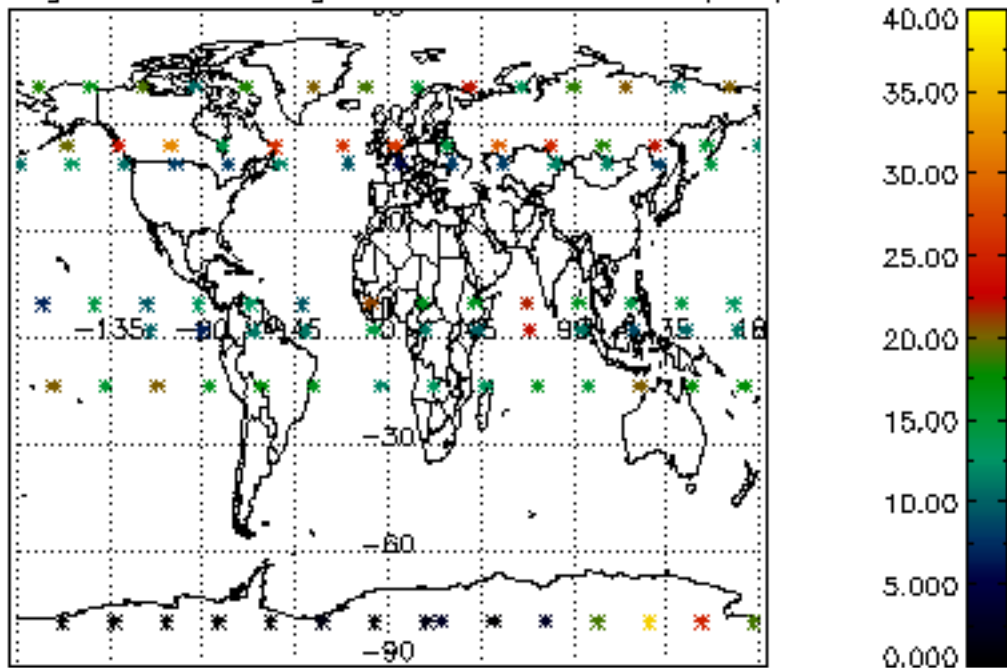
Percentage of cosmic ray hits per profile



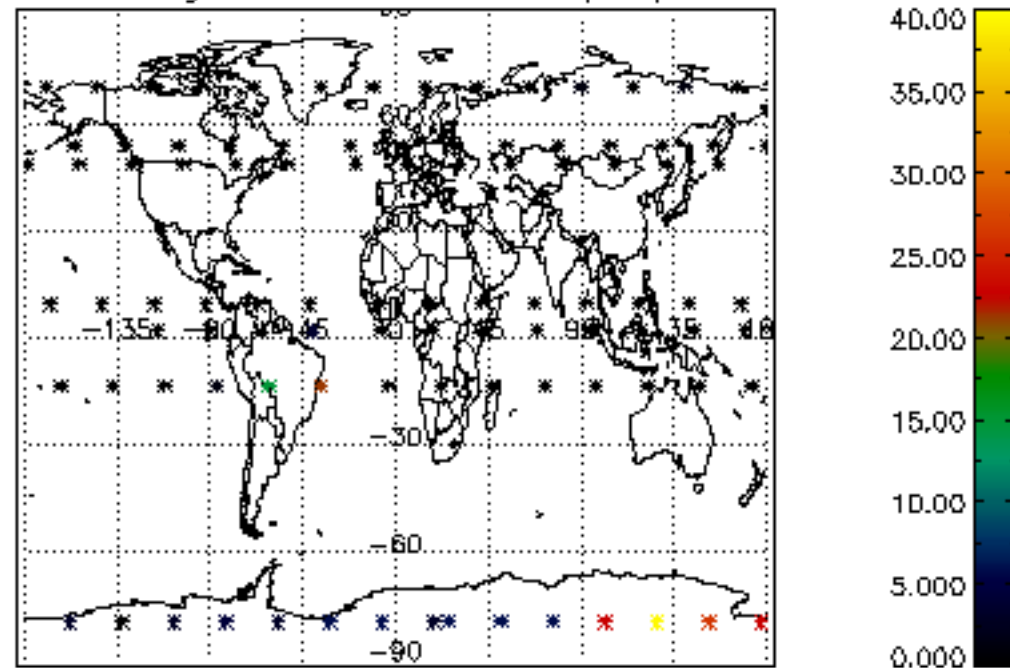
Percentage of datation errors per profile



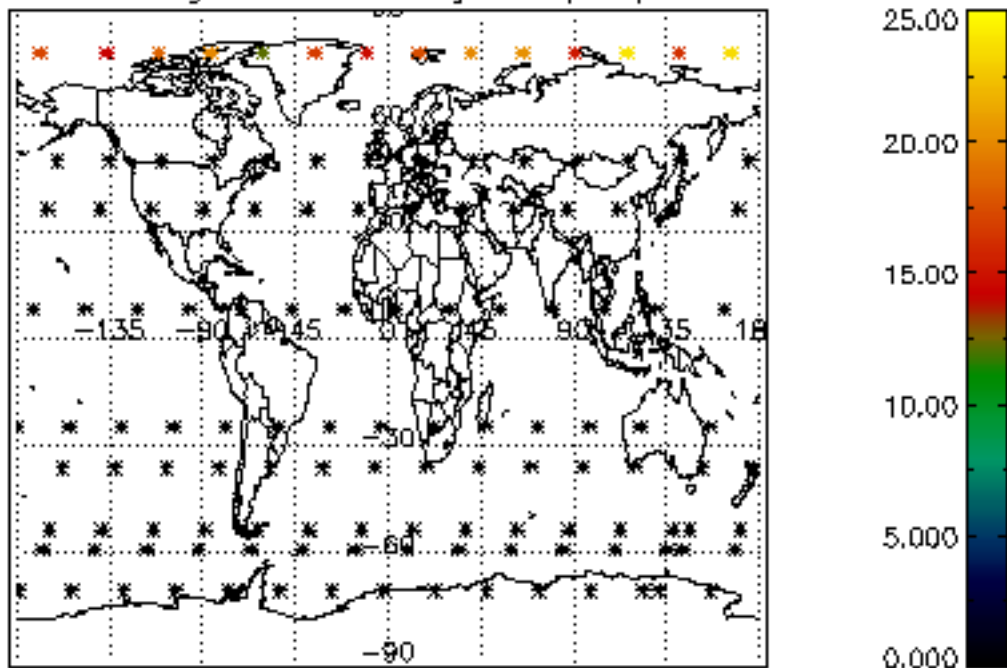
Percentage of star falling outside central band per profile



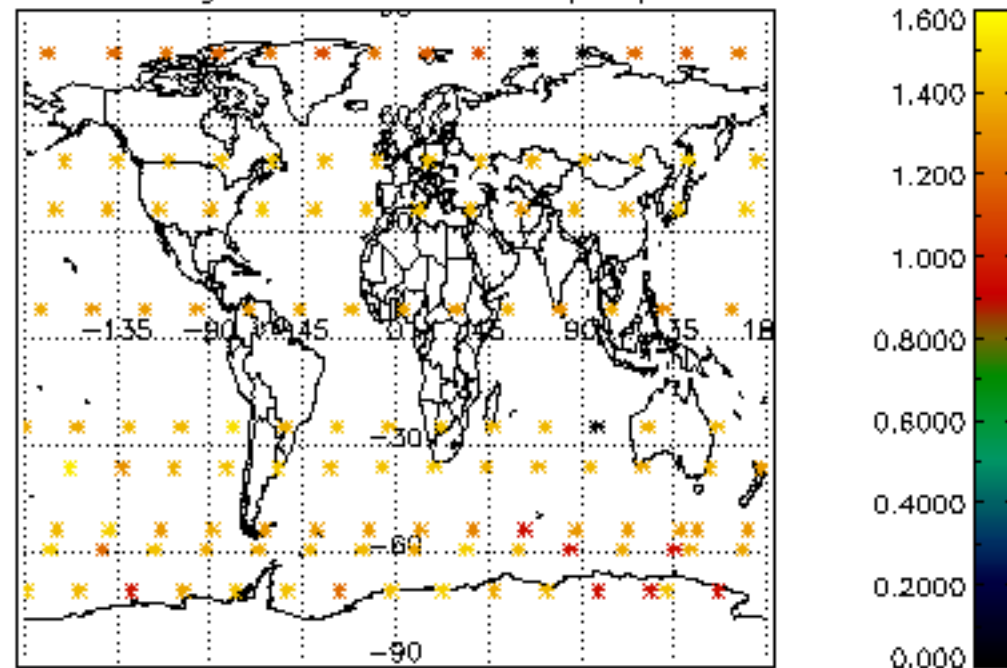
Percentage of saturation errors per profile



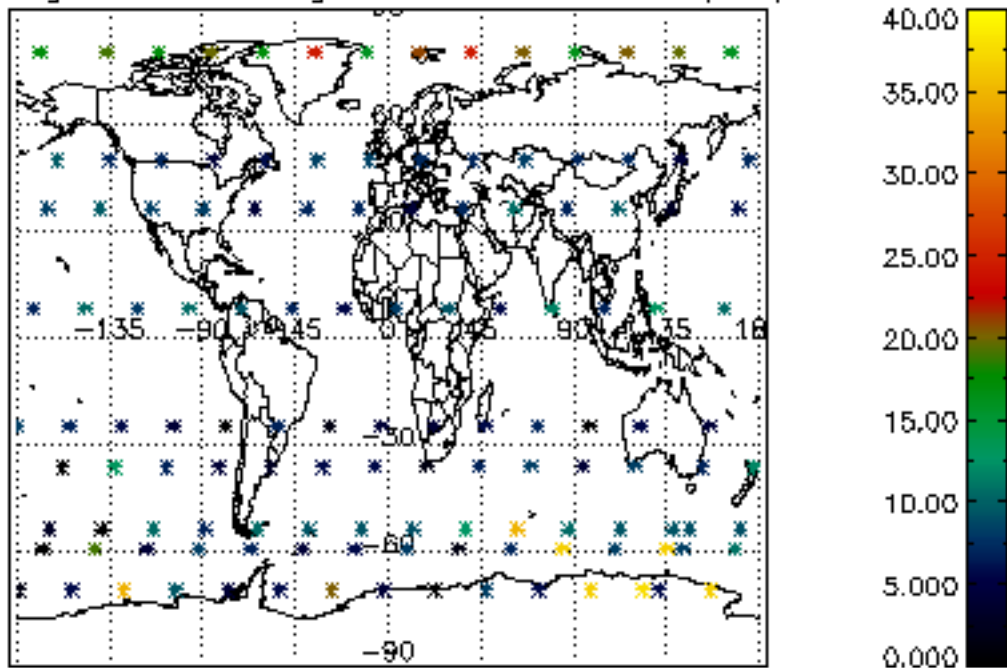
Percentage of cosmic ray hits per profile



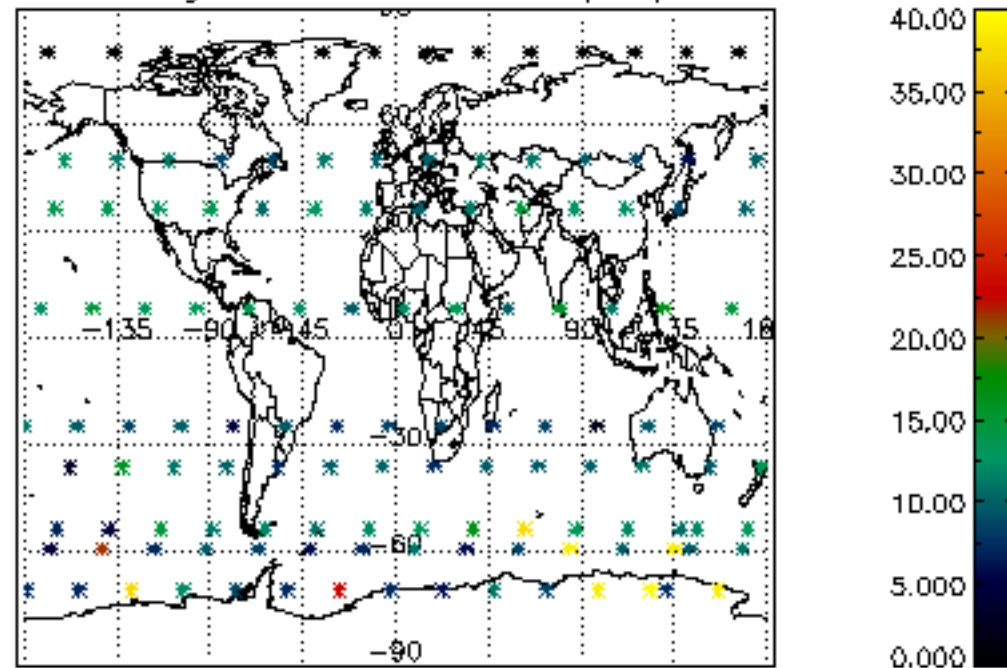
Percentage of datation errors per profile

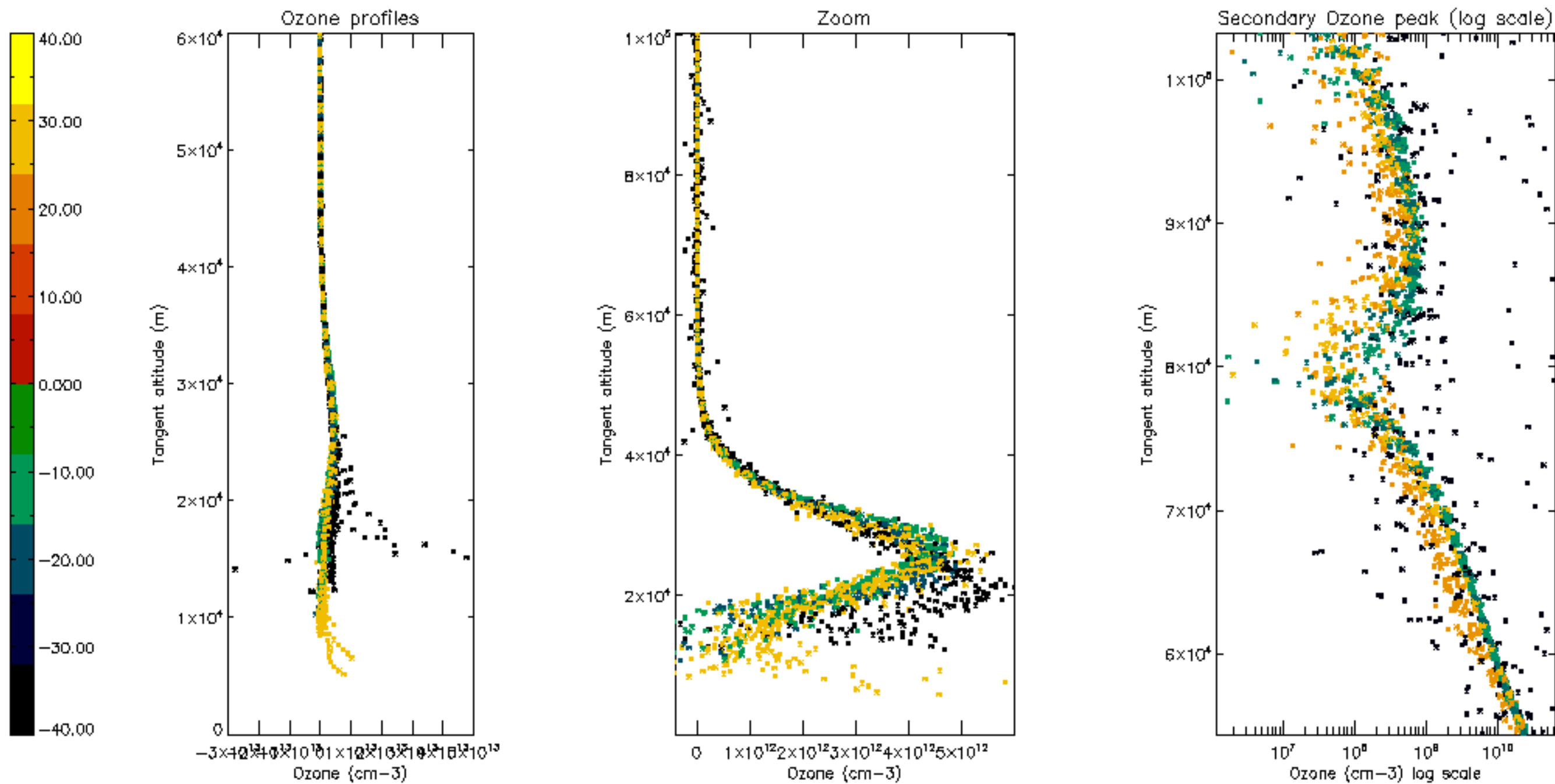


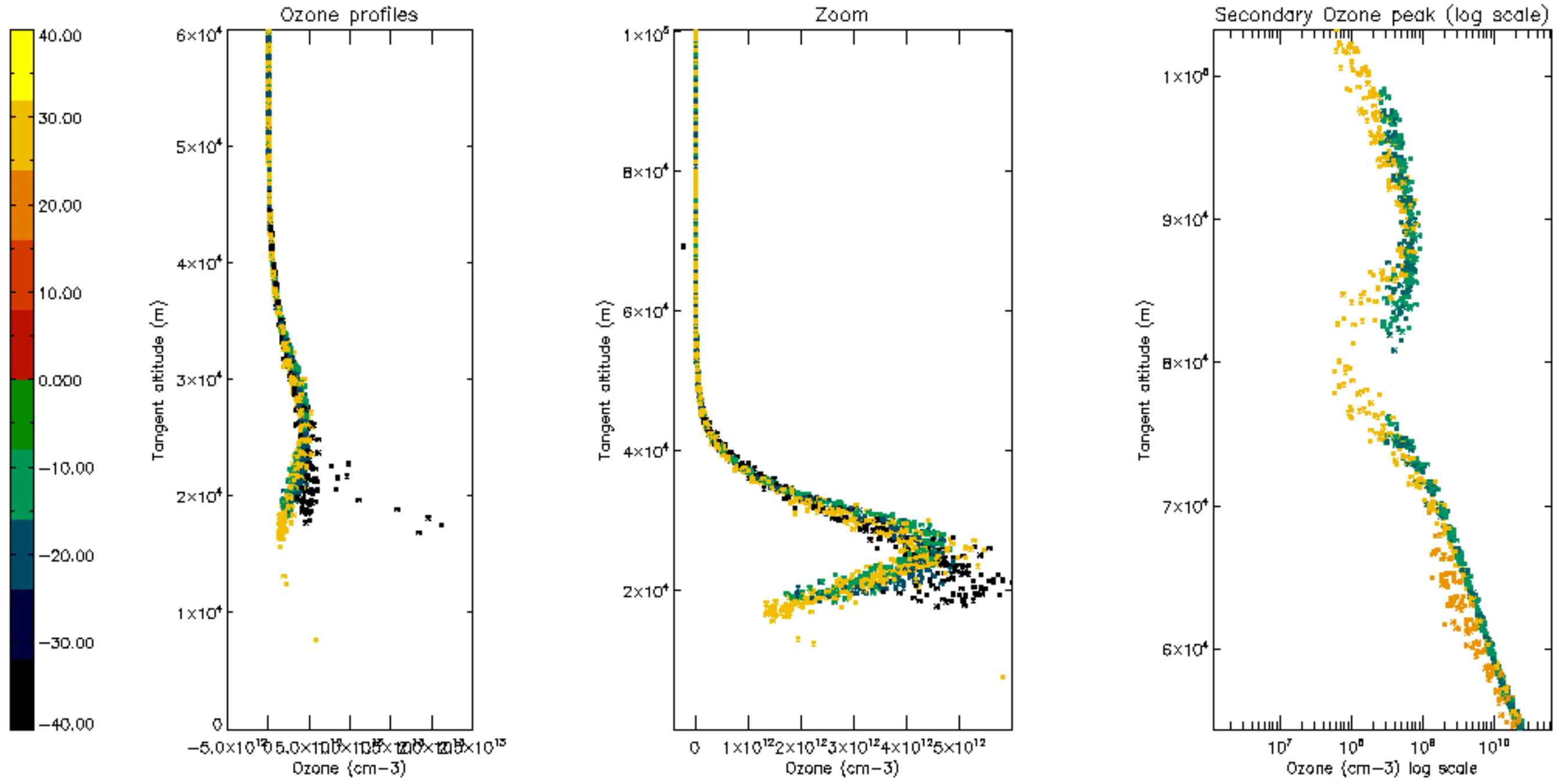
Percentage of star falling outside central band per profile

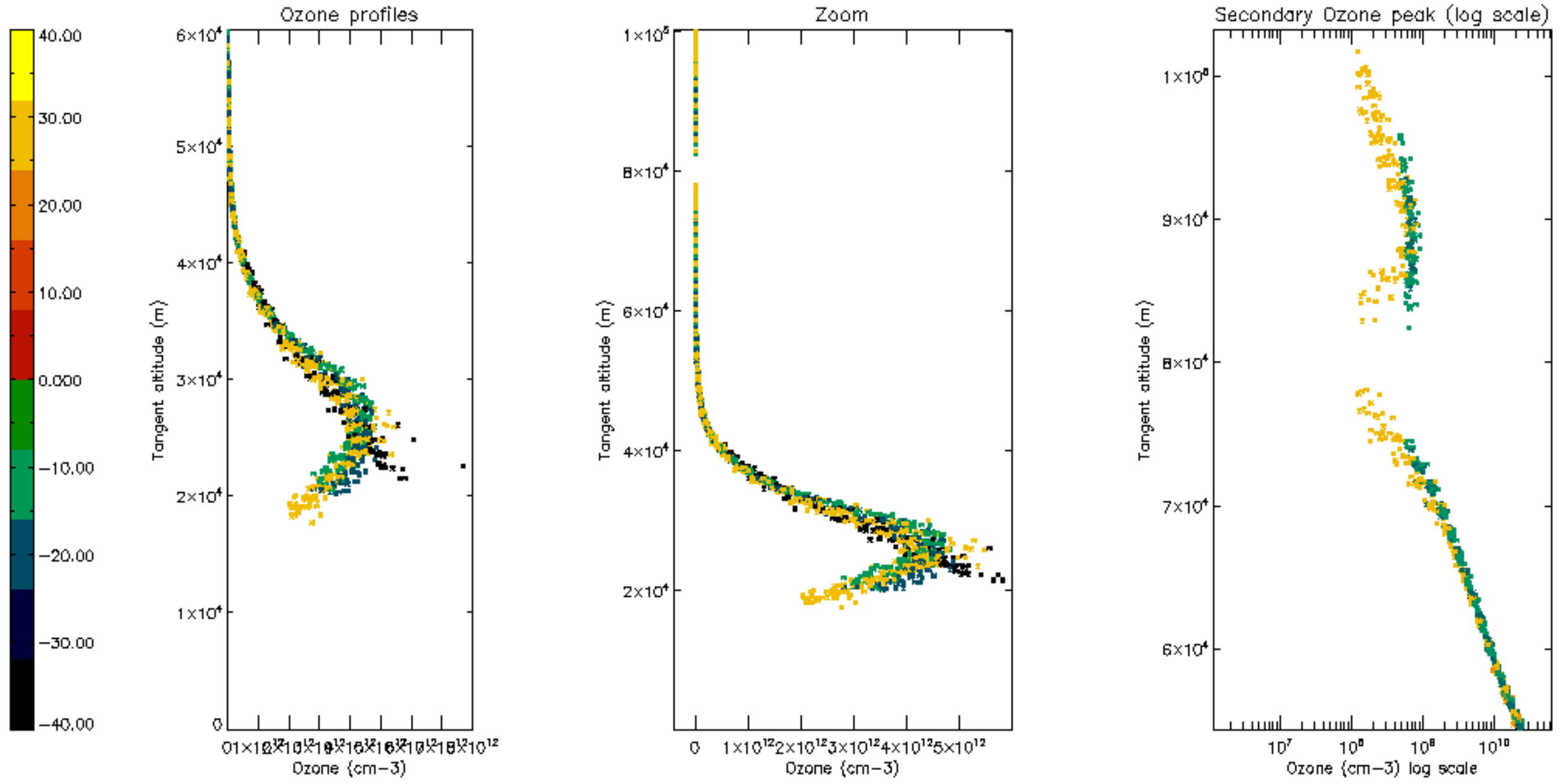


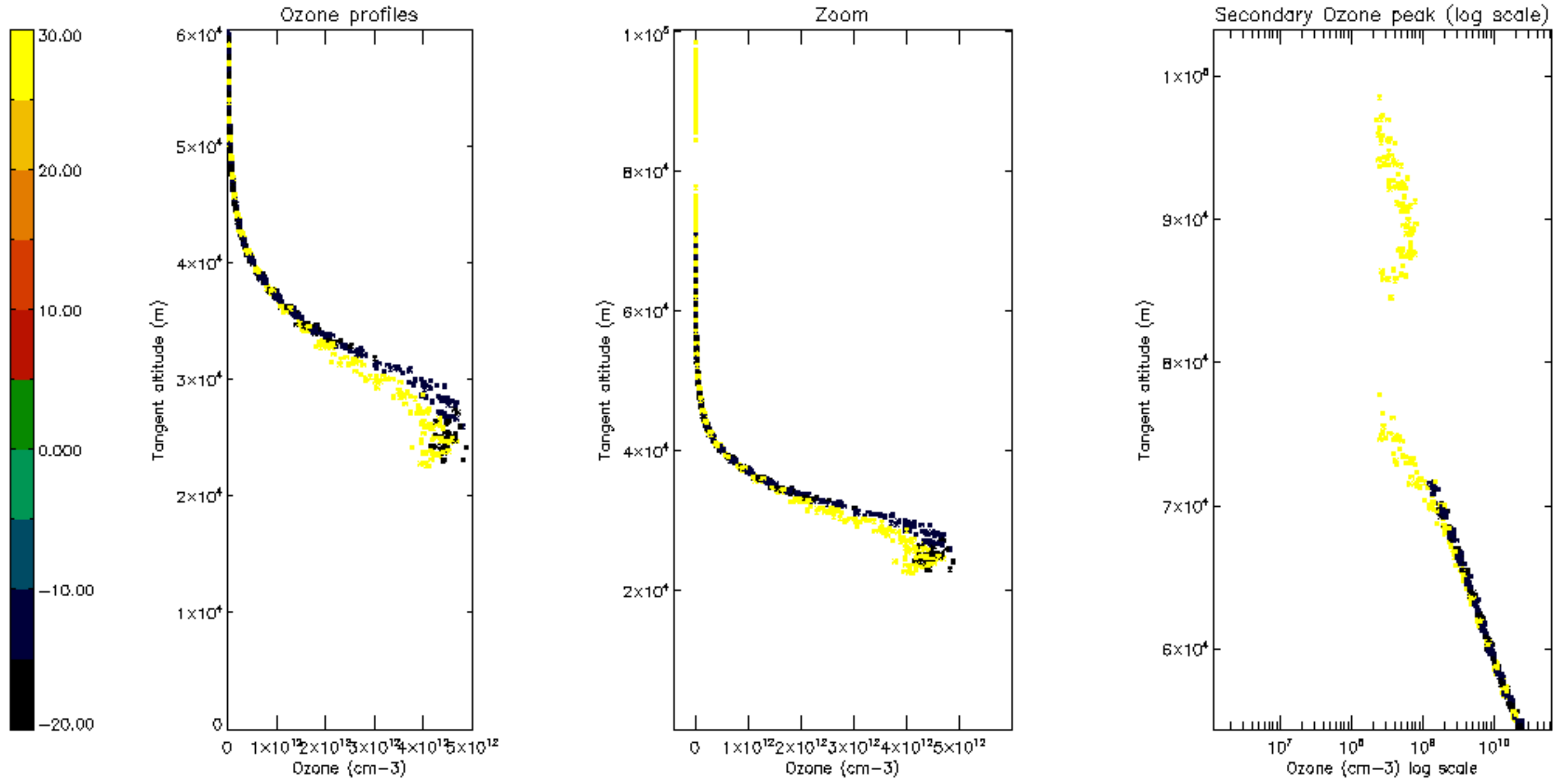
Percentage of saturation errors per profile

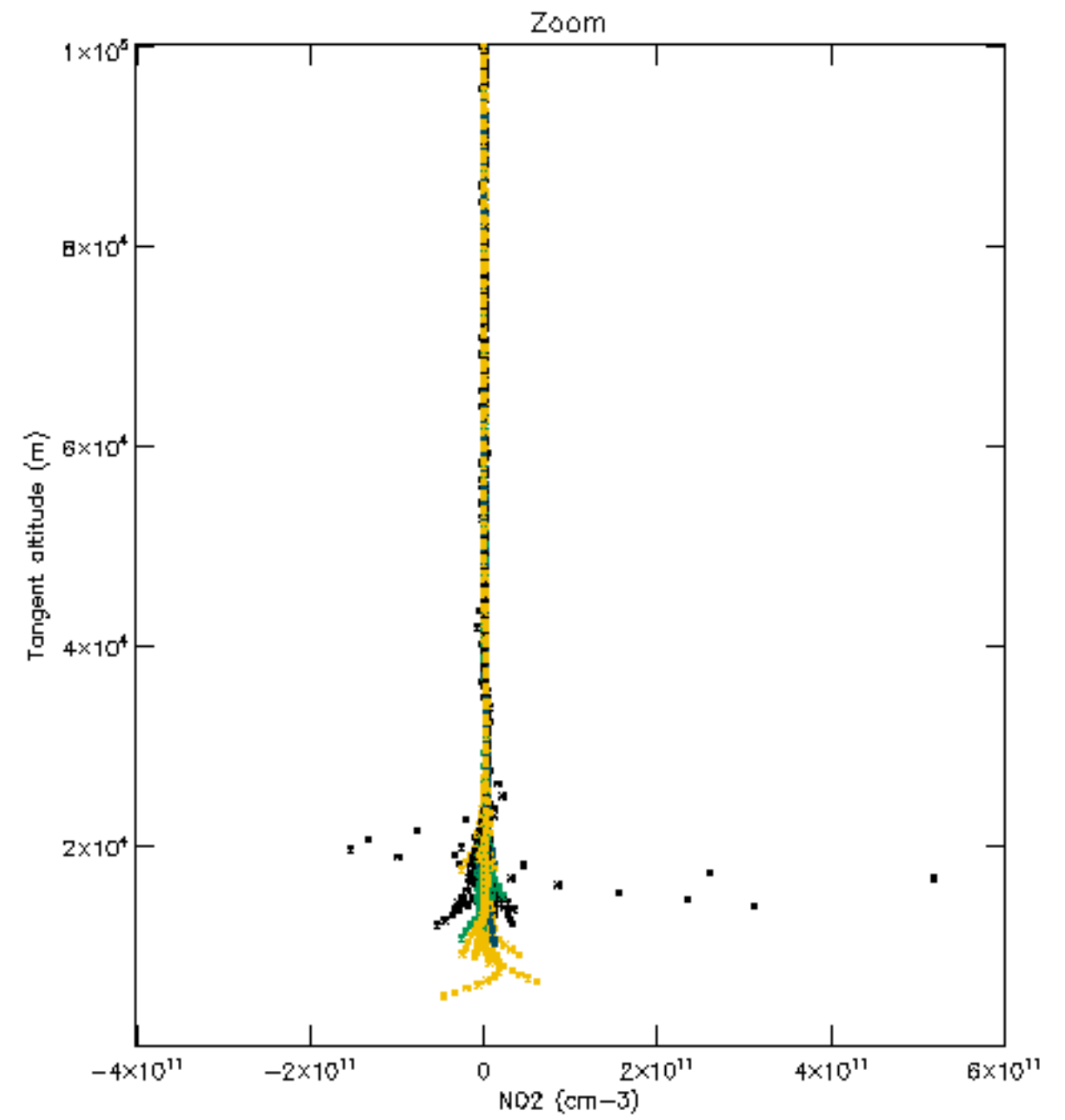
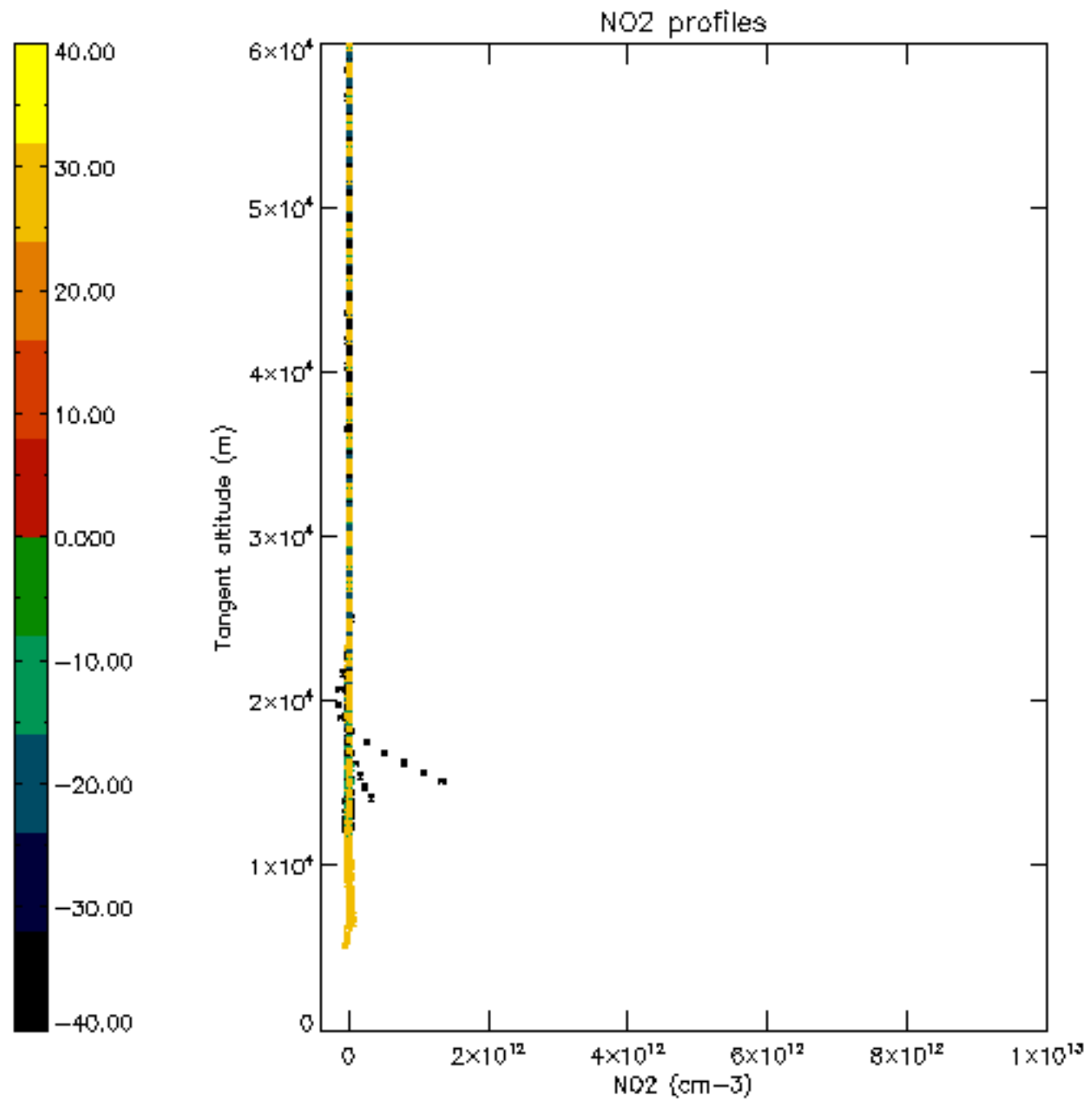


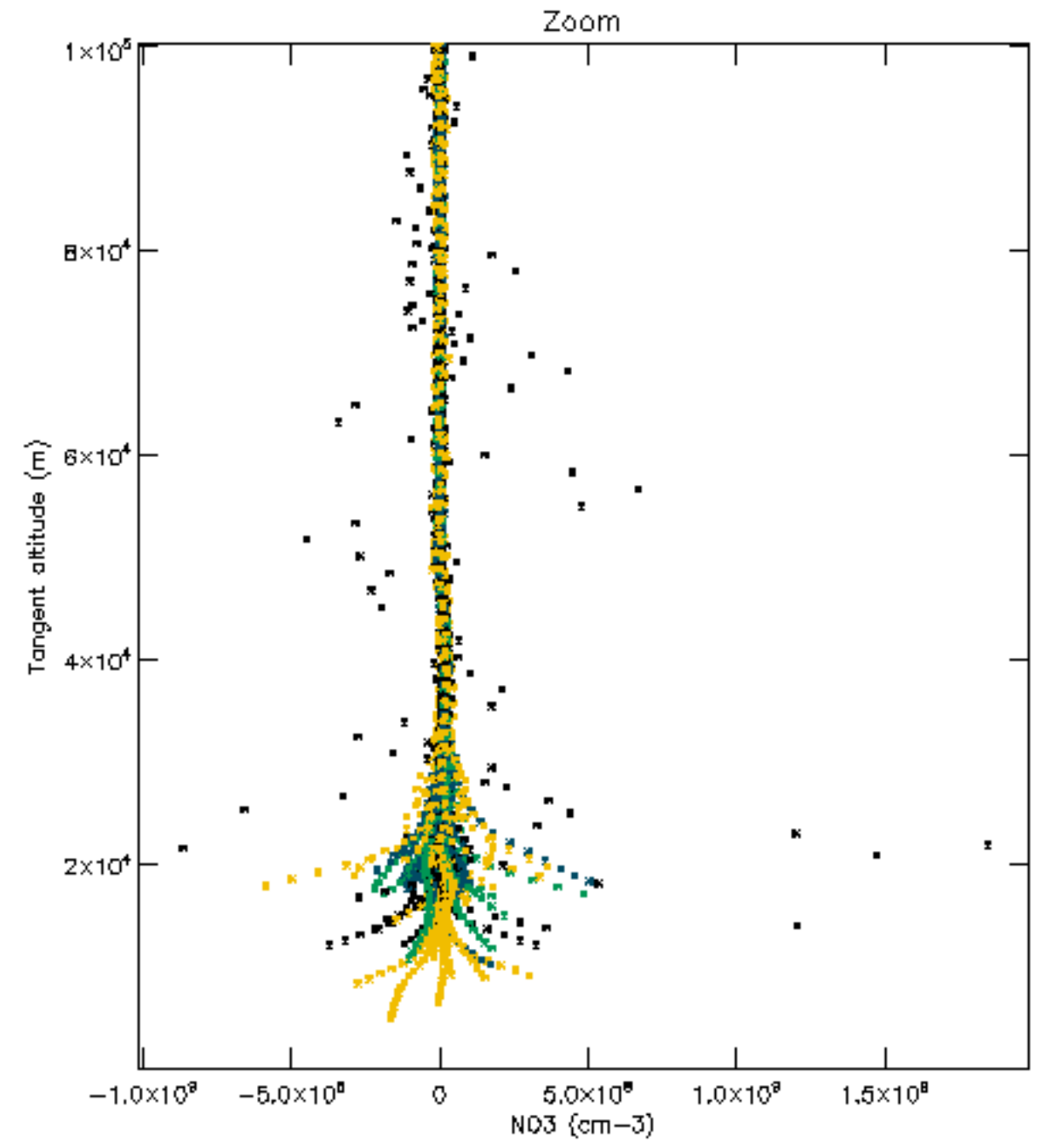
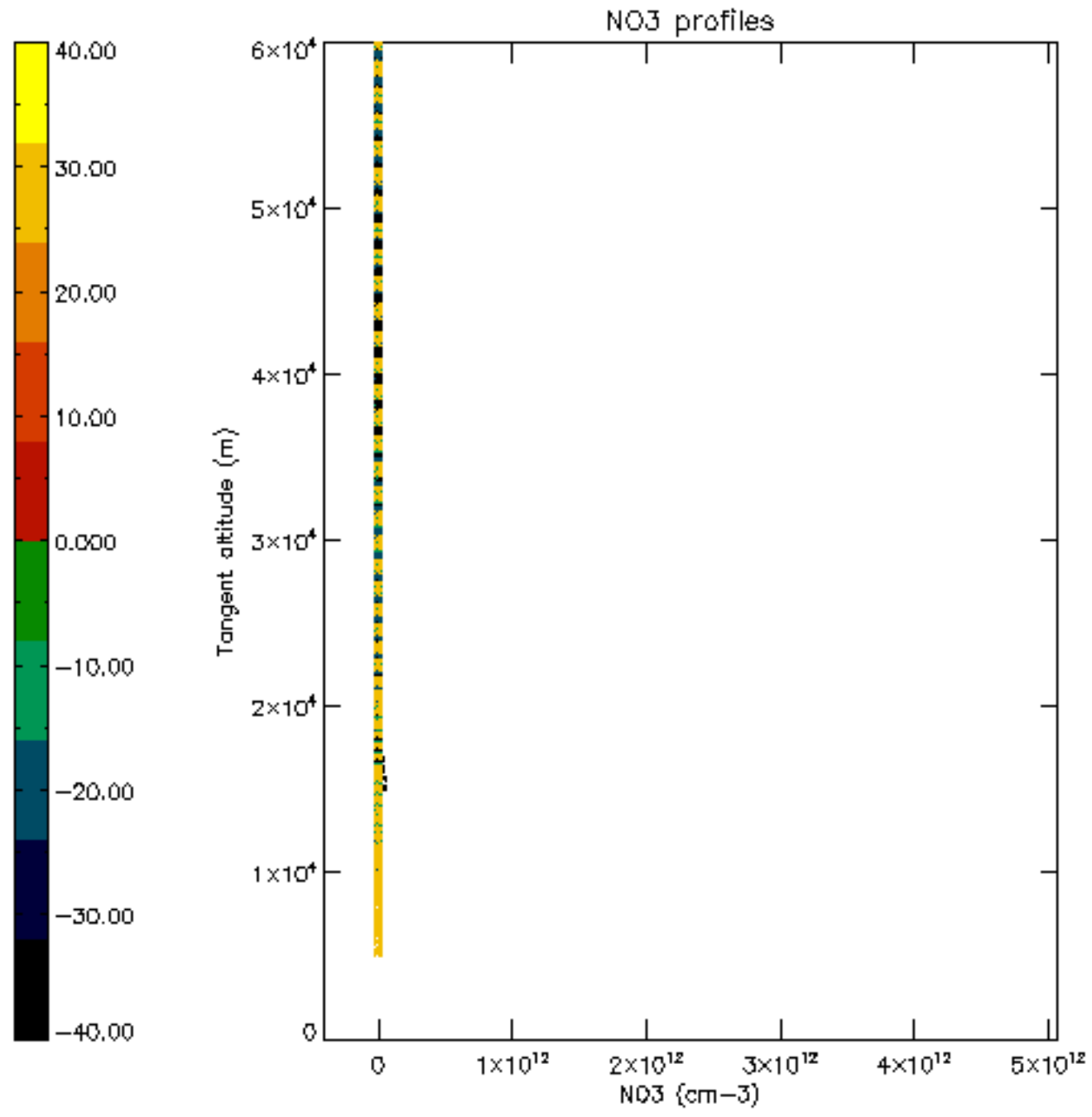


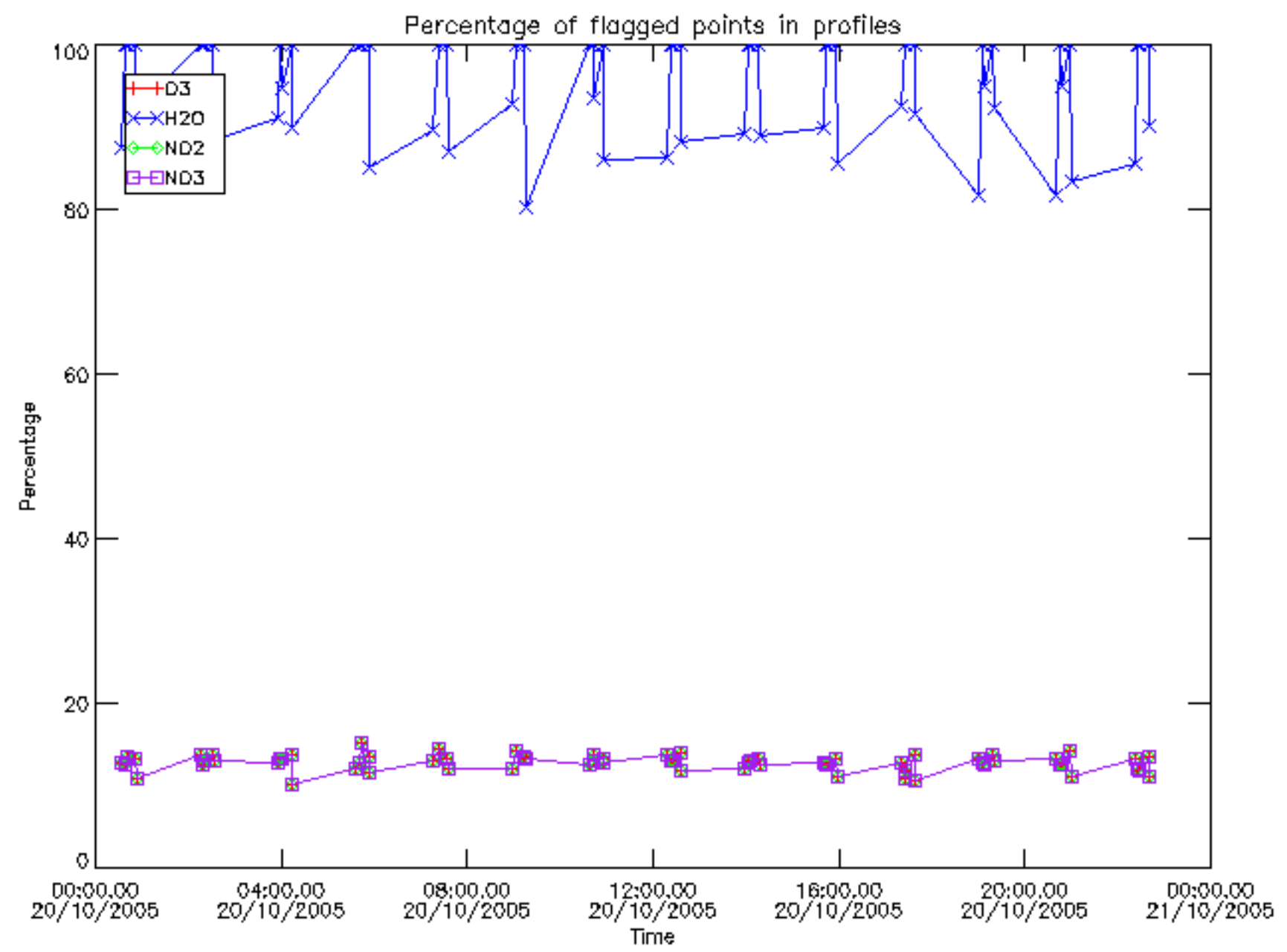




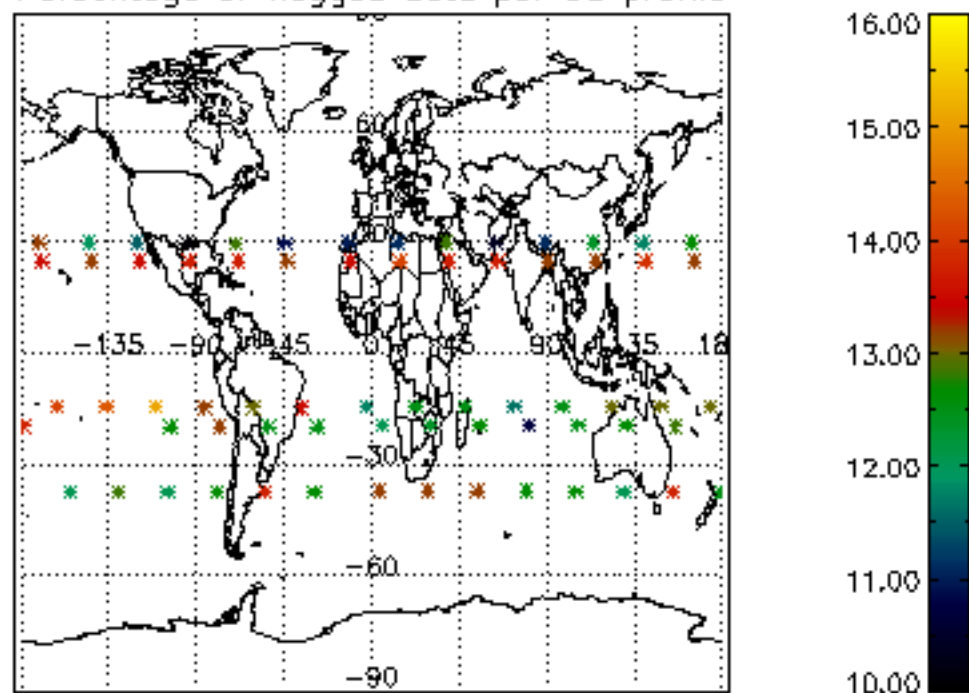




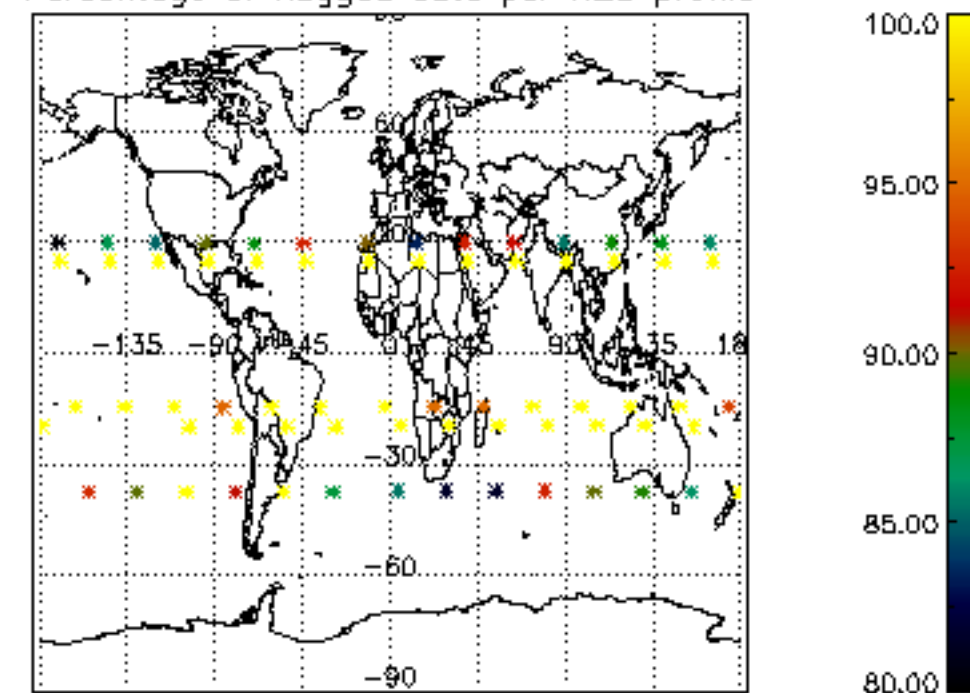




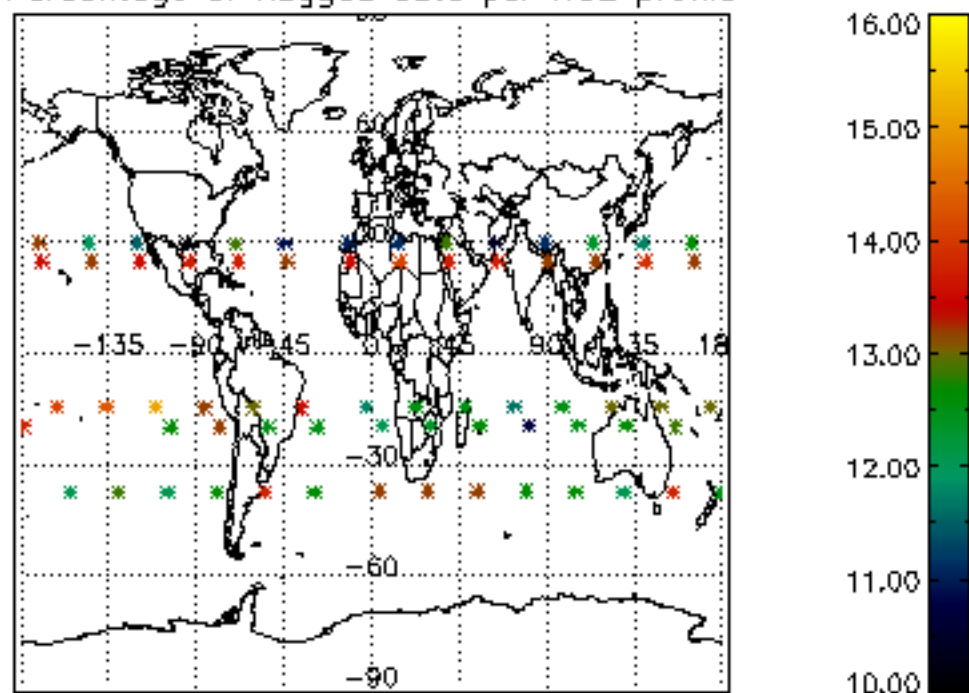
Percentage of flagged data per D3 profile



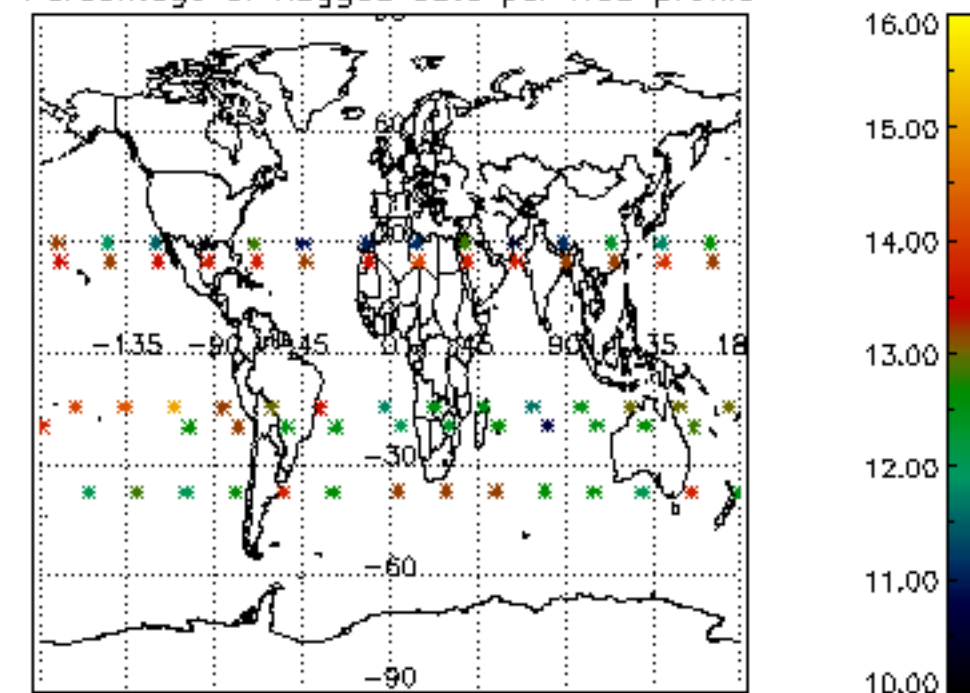
Percentage of flagged data per H2O profile

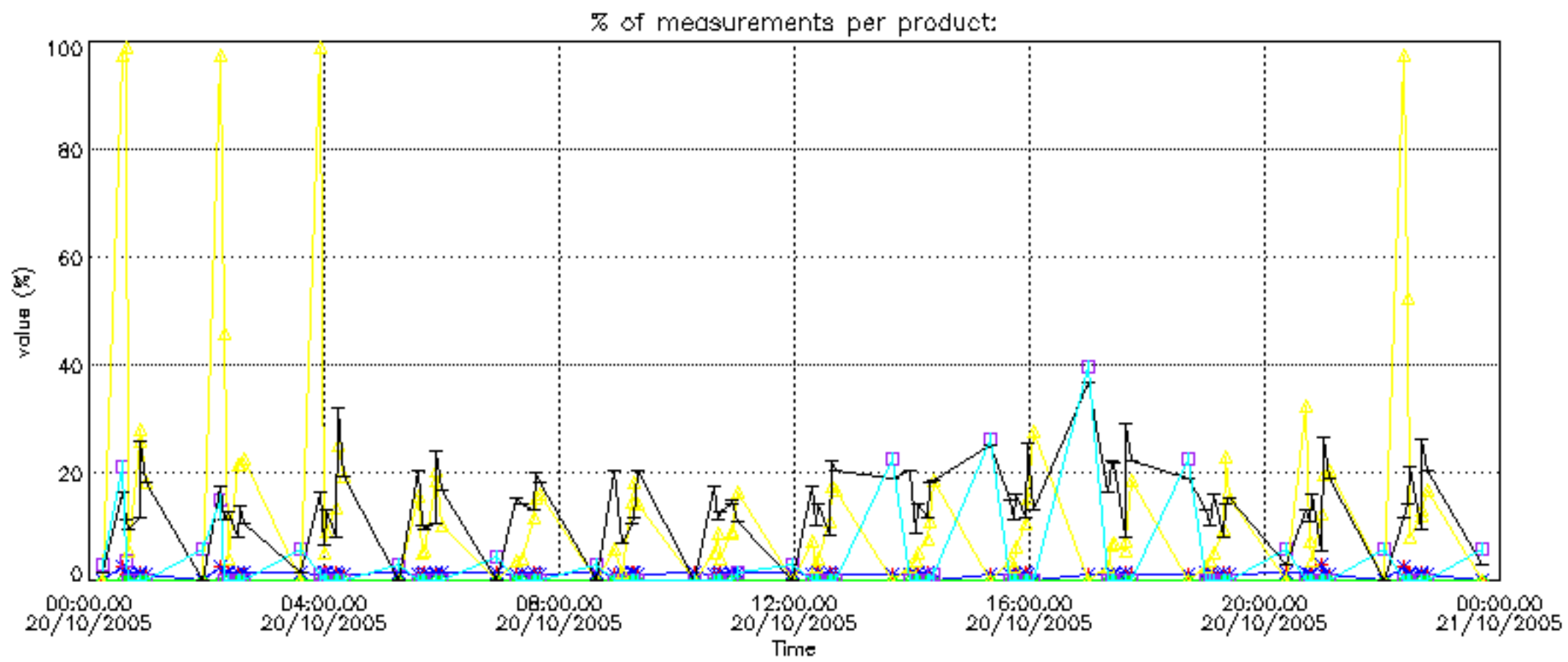


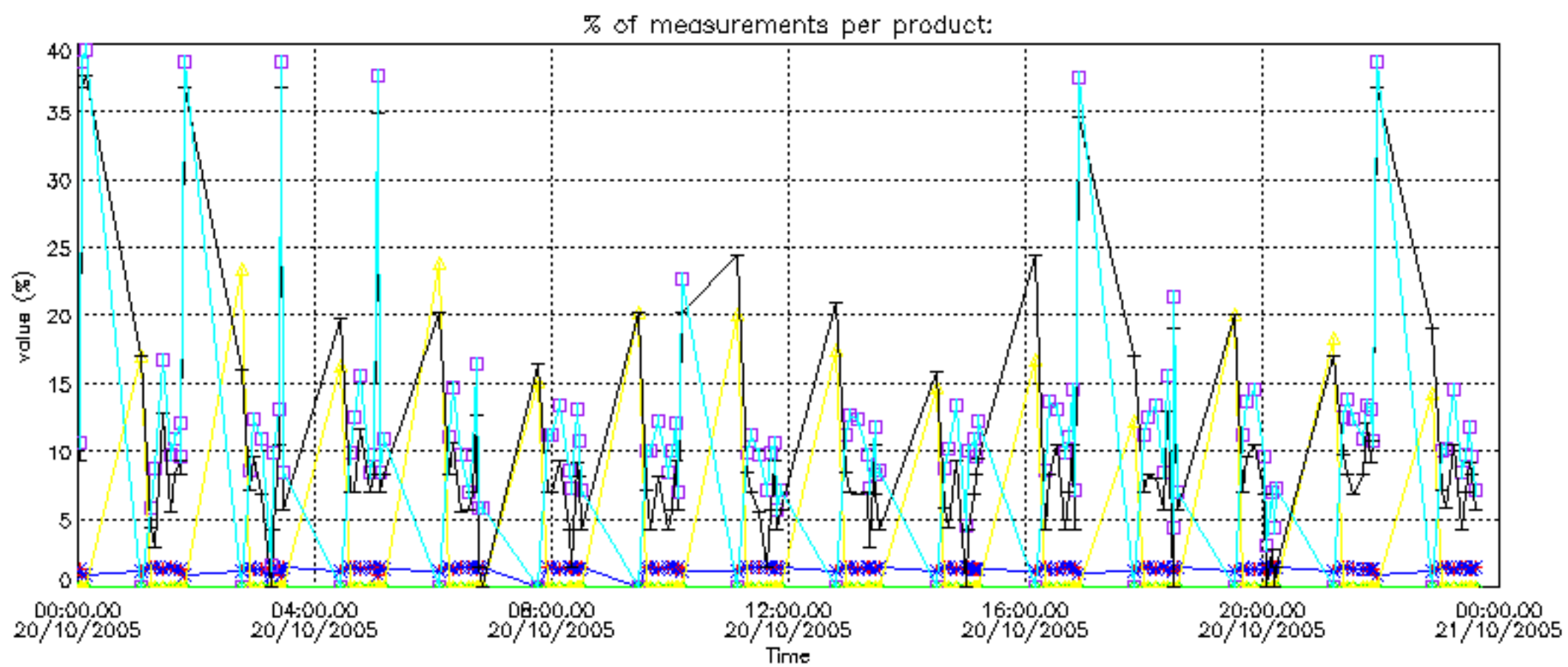
Percentage of flagged data per NO2 profile



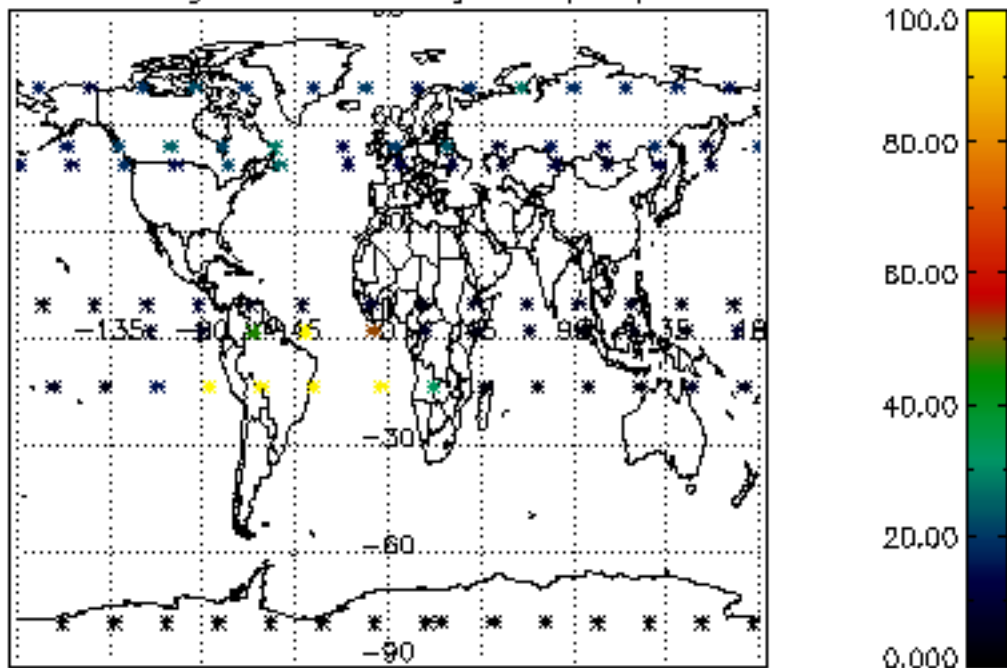
Percentage of flagged data per NO3 profile



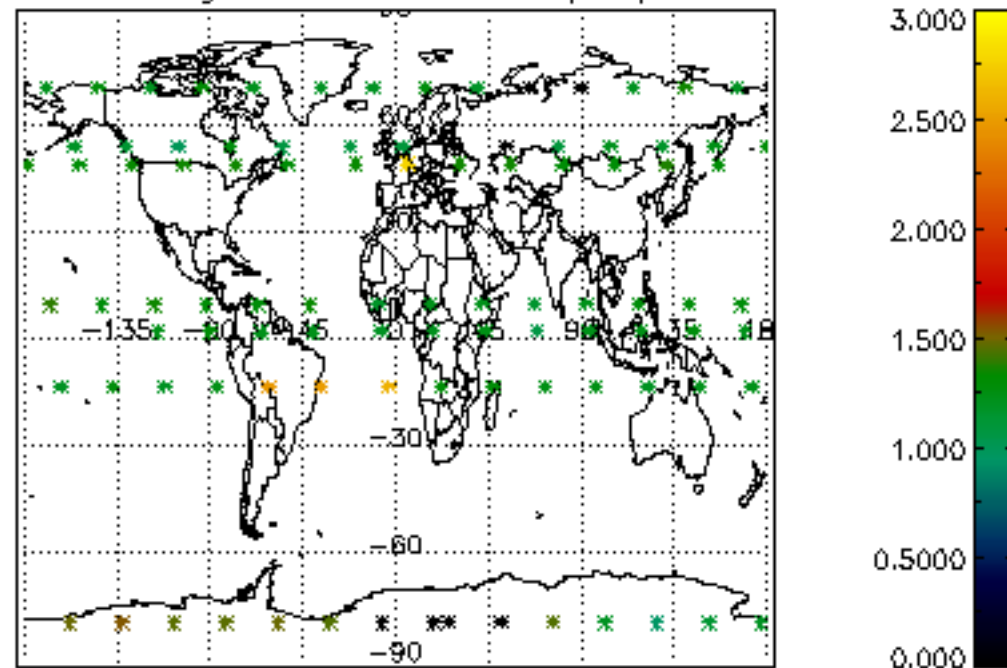




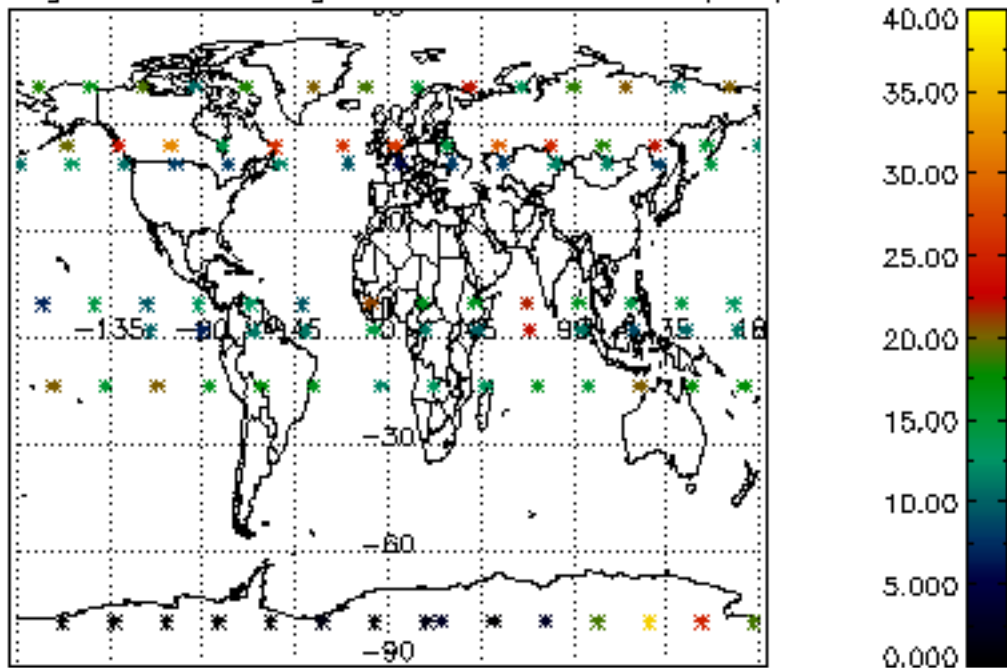
Percentage of cosmic ray hits per profile



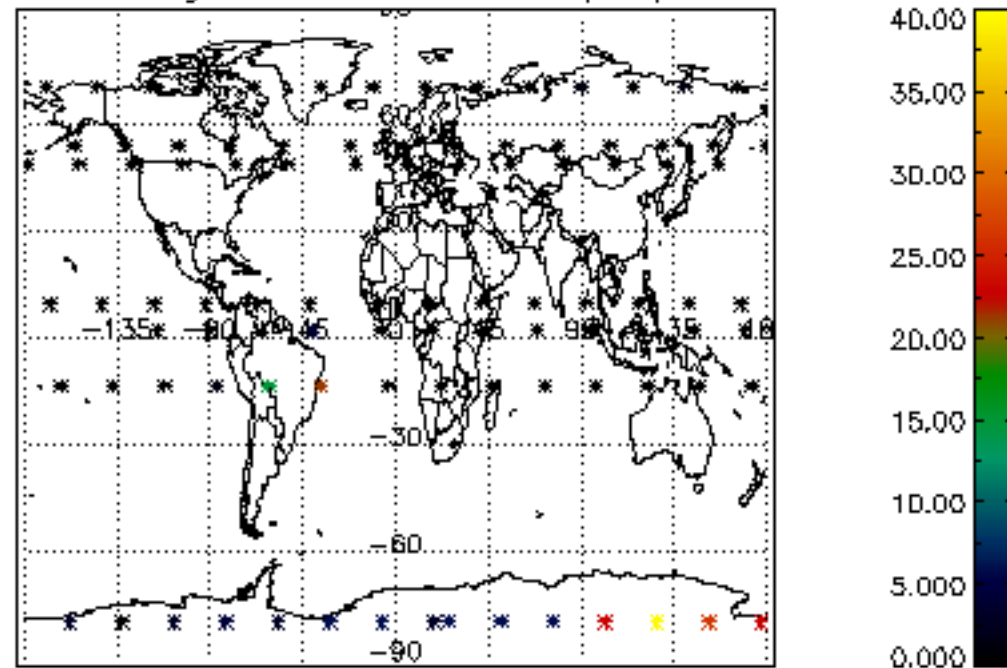
Percentage of datation errors per profile



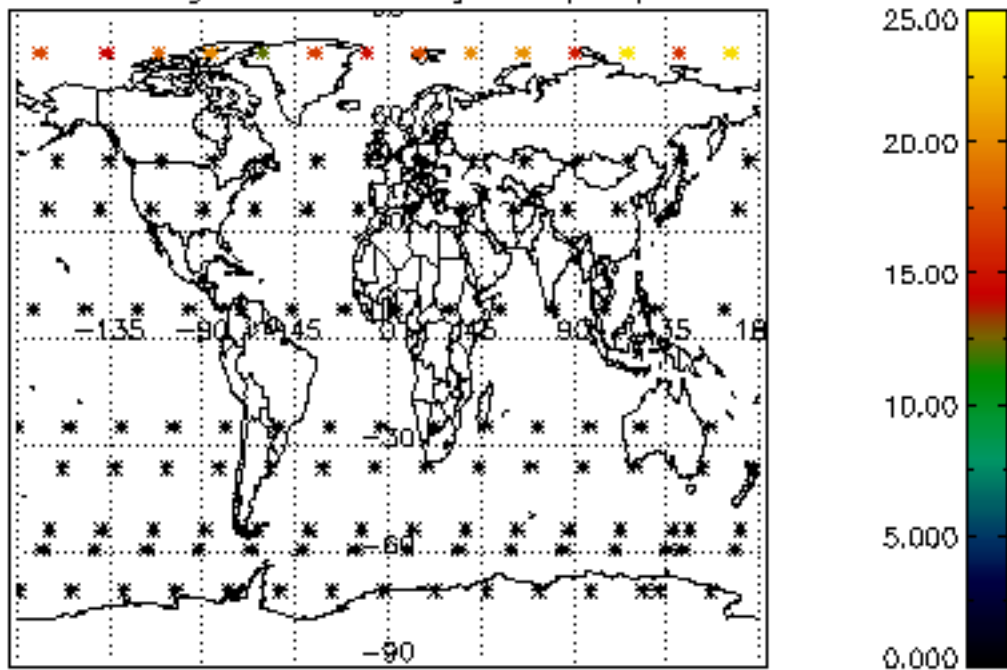
Percentage of star falling outside central band per profile



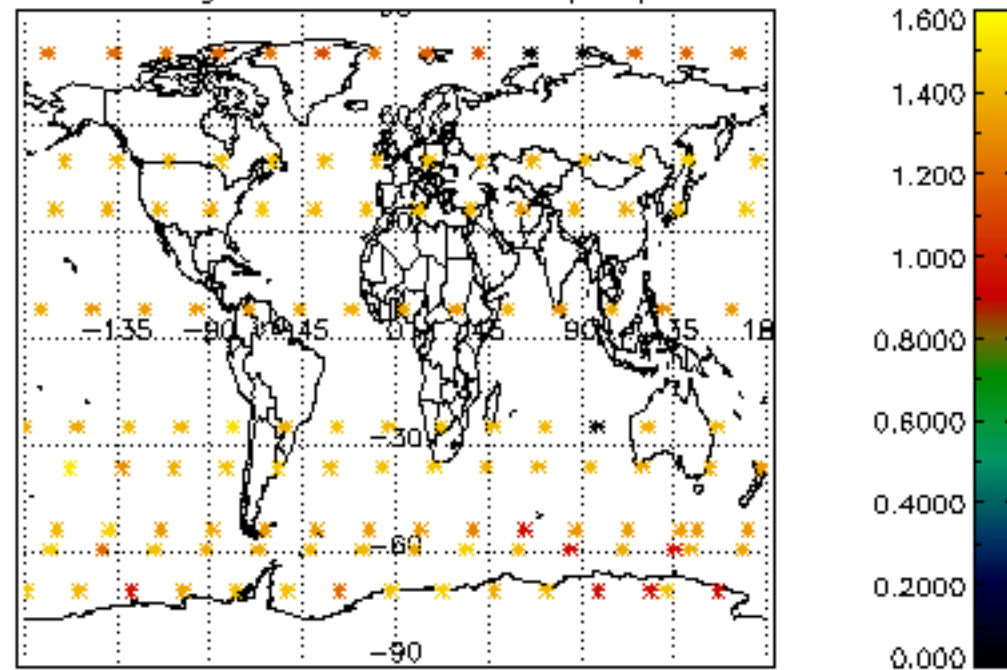
Percentage of saturation errors per profile



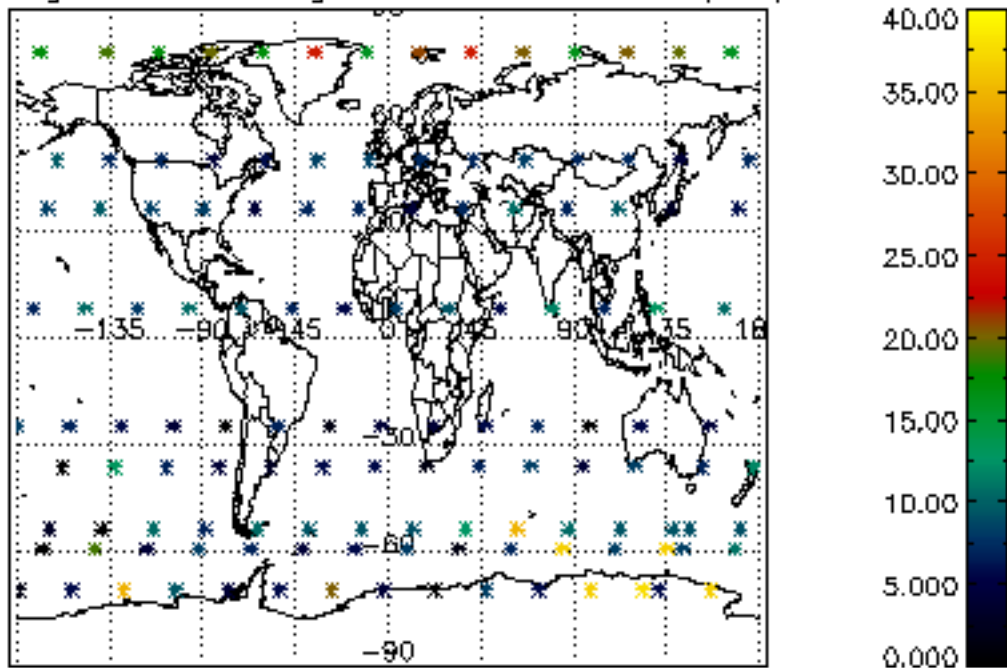
Percentage of cosmic ray hits per profile



Percentage of datation errors per profile



Percentage of star falling outside central band per profile



Percentage of saturation errors per profile

