

# GOMOS Level 2 Daily Report

## SUMMARY

### [1. General Info](#)

### [2. Summary of processed GOM\\_NL\\_2P products](#)

### [3. Level 2 Quality information per product](#)

#### [3.1 Plot of level 2 quality information per product \(time dependant\)](#)

#### [3.2 Plot of level 2 quality information per product \(world map\)](#)

### [4. Level 1 Quality information per product \(stored on level 2 products\)](#)

#### [4.1 Plot of level 1 quality information per product \(time dependant\)](#)

##### [4.1.1 Plot of level 1 quality information per product \(time dependant\): ASCENDING](#)

##### [4.1.2 Plot of level 1 quality information per product \(time dependant\): DESCENDING](#)

#### [4.2 Plot of level 1 quality information per product \(world map\)](#)

##### [4.2.1 Plot of level 1 quality information per product \(world map\): ASCENDING](#)

##### [4.2.2 Plot of level 1 quality information per product \(world map\): DESCENDING](#)

### [5. Ozone profiles based on quality statistics and other trace gas profiles](#)

#### [5.1 Ozone statistics based on quality of products](#)

#### [5.2 Plot ozone profiles for all STD \(dark without errors\)](#)

#### [5.3 Plot ozone profiles where STD < 20% \(dark without errors\)](#)

#### [5.4. Plot ozone profiles where STD < 10% \(dark without errors\)](#)

#### [5.5. Plot ozone profiles where STD < 5% \(dark without errors\)](#)

#### [5.6 Plot NO2 profiles for all STD \(dark without errors\)](#)

#### [5.7 Plot NO3 profiles for all STD \(dark without errors\)](#)

#### [5.8 Plot H2O profiles \(only for occultations of stars 1,2,3,4,13,14,16,26,63 dark without errors\) for all STD](#)

### [6. Auxiliary Data Files used for the production reported in section 2](#)

This report presents the daily analysis on parameters extracted from GOMOS level 2 data (GOM\_NL\_\_2P). It is intended to monitor some important parameters that will impact the quality of these products. A list of level 2 products (and content) that have arrived during the reporting day to the PCF is also given.

Item	Value
Time of report generation	18APR2013 11:56:54
Data source version	GOMOS/6.01
Start time of products	19-10-2005 (19OCT2005 00:00:00)
Stop time of products	20-10-2005 (20OCT2005 00:00:00)
Store outputs in DB	Yes
Nb of level 2 prods	218
Nb of prods with errors	0

## 2. Summary of processed GOM\_NL\_\_2P products.

Nr	Filename	UTC Start time	Limb	Duration	Star Id	Star Name	Star Mag	Star Temp	Nb Meas	Orbit	Prod. error
1	GOM_NL__2PRFIN20051019_000456_000000352041_00417_19008_7727.N1	19-OCT-2005 00:04:56	Bright	35.000	140	88Gam Peg	2.8340	26000.	70	19008	No
2	GOM_NL__2PRFIN20051019_000852_000000352041_00417_19008_7728.N1	19-OCT-2005 00:08:52	Bright	35.000	58	21Alp And	2.0730	11000.	70	19008	No
3	GOM_NL__2PRFIN20051019_001647_000000232041_00417_19008_7729.N1	19-OCT-2005 00:16:47	Twilight	23.000	68	18Alp Cas	2.2250	4500.0	46	19008	No
4	GOM_NL__2PRFIN20051019_002554_000000352041_00417_19008_7730.N1	19-OCT-2005 00:25:54	Bright	34.500	49	1Alp UMi	1.9900	6300.0	69	19008	No
5	GOM_NL__2PRFIN20051019_002905_000000352041_00417_19008_7731.N1	19-OCT-2005 00:29:05	Bright	35.000	60	7Bet UMi	2.0810	3950.0	70	19008	No
6	GOM_NL__2PRFIN20051019_003409_000000382041_00417_19008_7732.N1	19-OCT-2005 00:34:09	Bright	37.500	36	50Alp UMa	1.8000	6300.0	75	19008	No
7	GOM_NL__2PRFIN20051019_003543_000000362041_00417_19008_7733.N1	19-OCT-2005 00:35:43	Bright	36.000	82	48Bet UMa	2.3650	10600.	72	19008	No
8	GOM_NL__2PRFIN20051019_003909_000000532041_00417_19008_7734.N1	19-OCT-2005 00:39:09	Bright	53.000	174	52Psi UMa	3.0040	4400.0	106	19008	No
9	GOM_NL__2PRFIN20051019_004600_000000432041_00417_19008_7735.N1	19-OCT-2005 00:46:00	Bright	42.500	96	68Del Leo	2.5600	9300.0	85	19008	No
10	GOM_NL__2PRFIN20051019_010532_000000412041_00417_19008_7736.N1	19-OCT-2005 01:05:32	Dark	41.000	113	Mu Vel	2.6920	5000.0	82	19008	No
11	GOM_NL__2PRFIN20051019_010947_000000472041_00418_19009_7721.N1	19-OCT-2005 01:09:47	Dark	47.000	46	Del Vel	1.9540	10600.	94	19009	No
12	GOM_NL__2PRFIN20051019_011158_000000392041_00418_19009_7722.N1	19-OCT-2005 01:11:58	Dark	38.500	29	Bet Car	1.6720	10200.	77	19009	No
13	GOM_NL__2PRFIN20051019_012302_000000372041_00418_19009_7723.N1	19-OCT-2005 01:23:02	Dark	37.000	143	Alp Hyi	2.8570	7200.0	74	19009	No
14	GOM_NL__2PRFIN20051019_012427_000000392041_00418_19009_7724.N1	19-OCT-2005 01:24:27	Dark	39.000	9	Alp Eri	0.45300	24000.	78	19009	No
15	GOM_NL__2PRFIN20051019_012925_000000432041_00418_19009_7725.N1	19-OCT-2005 01:29:25	Straylight	42.500	84	Alp Phe	2.3970	4500.0	85	19009	No
16	GOM_NL__2PRFIN20051019_013559_000000432041_00418_19009_7726.N1	19-OCT-2005 01:35:59	Straylight	42.500	52	16Bet Cet	2.0370	4500.0	85	19009	No
17	GOM_NL__2PRFIN20051019_014532_000000372041_00418_19009_7727.N1	19-OCT-2005 01:45:32	Bright	36.500	140	88Gam Peg	2.8340	26000.	73	19009	No
18	GOM_NL__2PRFIN20051019_014928_000000362041_00418_19009_7728.N1	19-OCT-2005 01:49:28	Bright	35.500	58	21Alp And	2.0730	11000.	71	19009	No
19	GOM_NL__2PRFIN20051019_015723_000000232041_00418_19009_7729.N1	19-OCT-2005 01:57:23	Twilight	23.000	68	18Alp Cas	2.2250	4500.0	46	19009	No
20	GOM_NL__2PRFIN20051019_020630_000000322041_00418_19009_7730.N1	19-OCT-2005 02:06:30	Bright	32.000	49	1Alp UMi	1.9900	6300.0	64	19009	No
21	GOM_NL__2PRFIN20051019_020941_000000372041_00418_19009_7731.N1	19-OCT-2005 02:09:41	Bright	36.500	60	7Bet UMi	2.0810	3950.0	73	19009	No
22	GOM_NL__2PRFIN20051019_021445_000000372041_00418_19009_7732.N1	19-OCT-2005 02:14:45	Bright	37.000	36	50Alp UMa	1.8000	6300.0	74	19009	No
23	GOM_NL__2PRFIN20051019_021619_000000372041_00418_19009_7733.N1	19-OCT-2005 02:16:19	Bright	37.000	82	48Bet UMa	2.3650	10600.	74	19009	No
24	GOM_NL__2PRFIN20051019_021945_000000392041_00418_19009_7734.N1	19-OCT-2005 02:19:45	Bright	38.500	174	52Psi UMa	3.0040	4400.0	77	19009	No
25	GOM_NL__2PRFIN20051019_022636_000000342041_00418_19009_7735.N1	19-OCT-2005 02:26:36	Bright	34.000	96	68Del Leo	2.5600	9300.0	68	19009	No
26	GOM_NL__2PRFIN20051019_024608_000000392041_00418_19009_7736.N1	19-OCT-2005 02:46:08	Dark	39.000	113	Mu Vel	2.6920	5000.0	78	19009	No
27	GOM_NL__2PRFIN20051019_025023_000000402041_00419_19010_7721.N1	19-OCT-2005 02:50:23	Dark	39.500	46	Del Vel	1.9540	10600.	79	19010	No
28	GOM_NL__2PRFIN20051019_025234_000000372041_00419_19010_7722.N1	19-OCT-2005 02:52:34	Dark	36.500	29	Bet Car	1.6720	10200.	73	19010	No
29	GOM_NL__2PRFIN20051019_030338_000000372041_00419_19010_7723.N1	19-OCT-2005 03:03:38	Dark	36.500	143	Alp Hyi	2.8570	7200.0	73	19010	No
30	GOM_NL__2PRFIN20051019_030504_000000502041_00419_19010_7724.N1	19-OCT-2005 03:05:04	Dark	49.500	9	Alp Eri	0.45300	24000.	99	19010	No
31	GOM_NL__2PRFIN20051019_031001_000000382041_00419_19010_7725.N1	19-OCT-2005 03:10:01	Straylight	38.000	84	Alp Phe	2.3970	4500.0	76	19010	No
32	GOM_NL__2PRFIN20051019_031635_000000432041_00419_19010_7726.N1	19-OCT-2005 03:16:35	Straylight	42.500	52	16Bet Cet	2.0370	4500.0	85	19010	No
33	GOM_NL__2PRFIN20051019_032608_000000352041_00419_19010_7727.N1	19-OCT-2005 03:26:08	Bright	35.000	140	88Gam Peg	2.8340	26000.	70	19010	No
34	GOM_NL__2PRFIN20051019_033004_000000372041_00419_19010_7728.N1	19-OCT-2005 03:30:04	Bright	36.500	58	21Alp And	2.0730	11000.	73	19010	No
35	GOM_NL__2PRFIN20051019_033759_000000332041_00419_19010_7729.N1	19-OCT-2005 03:37:59	Bright	33.000	68	18Alp Cas	2.2250	4500.0	66	19010	No
36	GOM_NL__2PRFIN20051019_034706_000000362041_00419_19010_7730.N1	19-OCT-2005 03:47:06	Bright	35.500	49	1Alp UMi	1.9900	6300.0	71	19010	No
37	GOM_NL__2PRFIN20051019_035017_000000382041_00419_19010_7731.N1	19-OCT-2005 03:50:17	Bright	38.000	60	7Bet UMi	2.0810	3950.0	76	19010	No
38	GOM_NL__2PRFIN20051019_035521_000000532041_00419_19010_7732.N1	19-OCT-2005 03:55:21	Bright	53.000	36	50Alp UMa	1.8000	6300.0	106	19010	No
39	GOM_NL__2PRFIN20051019_035655_000000372041_00419_19010_7733.N1	19-OCT-2005 03:56:55	Bright	36.500	82	48Bet UMa	2.3650	10600.	73	19010	No
40	GOM_NL__2PRFIN20051019_040021_000000352041_00419_19010_7734.N1	19-OCT-2005 04:00:21	Bright	34.500	174	52Psi UMa	3.0040	4400.0	69	19010	No
41	GOM_NL__2PRFIN20051019_040712_000000352041_00419_19010_7735.N1	19-OCT-2005 04:07:12	Bright	34.500	96	68Del Leo	2.5600	9300.0	69	19010	No
42	GOM_NL__2PRFIN20051019_042644_000000402041_00419_19010_7736.N1	19-OCT-2005 04:26:44	Dark	39.500	113	Mu Vel	2.6920	5000.0	79	19010	No

43	GOM_NL__2PRFIN20051019_043059_000000402041_00420_19011_7741.N1	19-OCT-2005 04:30:59	Dark	39.500	46	Del Vel	1.9540	10600.	79	19011	No
44	GOM_NL__2PRFIN20051019_043311_000000372041_00420_19011_7742.N1	19-OCT-2005 04:33:11	Dark	37.000	29	Bet Car	1.6720	10200.	74	19011	No
45	GOM_NL__2PRFIN20051019_044414_000000382041_00420_19011_7743.N1	19-OCT-2005 04:44:14	Dark	37.500	143	Alp Hyi	2.8570	7200.0	75	19011	No
46	GOM_NL__2PRFIN20051019_044540_000000432041_00420_19011_7744.N1	19-OCT-2005 04:45:40	Dark	42.500	9	Alp Eri	0.45300	24000.	85	19011	No
47	GOM_NL__2PRFIN20051019_045037_000000432041_00420_19011_7745.N1	19-OCT-2005 04:50:37	Straylight	42.500	84	Alp Phe	2.3970	4500.0	85	19011	No
48	GOM_NL__2PRFIN20051019_045711_000000382041_00420_19011_7746.N1	19-OCT-2005 04:57:11	Straylight	38.000	52	16Bet Cet	2.0370	4500.0	76	19011	No
49	GOM_NL__2PRFIN20051019_050644_000000362041_00420_19011_7747.N1	19-OCT-2005 05:06:44	Bright	36.000	140	88Gam Peg	2.8340	26000.	72	19011	No
50	GOM_NL__2PRFIN20051019_051040_000000362041_00420_19011_7748.N1	19-OCT-2005 05:10:40	Bright	35.500	58	21Alp And	2.0730	11000.	71	19011	No
51	GOM_NL__2PRFIN20051019_051835_000000332041_00420_19011_7749.N1	19-OCT-2005 05:18:35	Bright	33.000	68	18Alp Cas	2.2250	4500.0	66	19011	No
52	GOM_NL__2PRFIN20051019_052742_000000362041_00420_19011_7750.N1	19-OCT-2005 05:27:42	Bright	35.500	49	1Alp UMi	1.9900	6300.0	71	19011	No
53	GOM_NL__2PRFIN20051019_053054_000000362041_00420_19011_7751.N1	19-OCT-2005 05:30:54	Bright	36.000	60	7Bet UMi	2.0810	3950.0	72	19011	No
54	GOM_NL__2PRFIN20051019_053557_000000362041_00420_19011_7752.N1	19-OCT-2005 05:35:57	Bright	36.000	36	50Alp UMa	1.8000	6300.0	72	19011	No
55	GOM_NL__2PRFIN20051019_053731_000000342041_00420_19011_7753.N1	19-OCT-2005 05:37:31	Bright	34.000	82	48Bet UMa	2.3650	10600.	68	19011	No
56	GOM_NL__2PRFIN20051019_054057_000000352041_00420_19011_7754.N1	19-OCT-2005 05:40:57	Bright	34.500	174	52Psi UMa	3.0040	4400.0	69	19011	No
57	GOM_NL__2PRFIN20051019_054748_000000342041_00420_19011_7755.N1	19-OCT-2005 05:47:48	Bright	34.000	96	68Del Leo	2.5600	9300.0	68	19011	No
58	GOM_NL__2PRFIN20051019_060720_000000382041_00420_19011_7756.N1	19-OCT-2005 06:07:20	Dark	38.000	113	Mu Vel	2.6920	5000.0	76	19011	No
59	GOM_NL__2PRFIN20051019_061136_000000402041_00421_19012_7785.N1	19-OCT-2005 06:11:36	Dark	40.000	46	Del Vel	1.9540	10600.	80	19012	No
60	GOM_NL__2PRFIN20051019_061347_000000372041_00421_19012_7786.N1	19-OCT-2005 06:13:47	Dark	37.000	29	Bet Car	1.6720	10200.	74	19012	No
61	GOM_NL__2PRFIN20051019_062450_000000382041_00421_19012_7787.N1	19-OCT-2005 06:24:50	Dark	37.500	143	Alp Hyi	2.8570	7200.0	75	19012	No
62	GOM_NL__2PRFIN20051019_062616_000000472041_00421_19012_7788.N1	19-OCT-2005 06:26:16	Dark	46.500	9	Alp Eri	0.45300	24000.	93	19012	No
63	GOM_NL__2PRFIN20051019_063113_000000422041_00421_19012_7789.N1	19-OCT-2005 06:31:13	Straylight	42.000	84	Alp Phe	2.3970	4500.0	84	19012	No
64	GOM_NL__2PRFIN20051019_063747_000000422041_00421_19012_7790.N1	19-OCT-2005 06:37:47	Straylight	42.000	52	16Bet Cet	2.0370	4500.0	84	19012	No
65	GOM_NL__2PRFIN20051019_064721_000000372041_00421_19012_7791.N1	19-OCT-2005 06:47:21	Bright	36.500	140	88Gam Peg	2.8340	26000.	73	19012	No
66	GOM_NL__2PRFIN20051019_065116_000000362041_00421_19012_7792.N1	19-OCT-2005 06:51:16	Bright	36.000	58	21Alp And	2.0730	11000.	72	19012	No
67	GOM_NL__2PRFIN20051019_065911_000000372041_00421_19012_7793.N1	19-OCT-2005 06:59:11	Bright	36.500	68	18Alp Cas	2.2250	4500.0	73	19012	No
68	GOM_NL__2PRFIN20051019_070818_000000362041_00421_19012_7794.N1	19-OCT-2005 07:08:18	Bright	35.500	49	1Alp UMi	1.9900	6300.0	71	19012	No
69	GOM_NL__2PRFIN20051019_071130_000000392041_00421_19012_7795.N1	19-OCT-2005 07:11:30	Bright	38.500	60	7Bet UMi	2.0810	3950.0	77	19012	No
70	GOM_NL__2PRFIN20051019_071633_000000342041_00421_19012_7796.N1	19-OCT-2005 07:16:33	Bright	34.000	36	50Alp UMa	1.8000	6300.0	68	19012	No
71	GOM_NL__2PRFIN20051019_071807_000000362041_00421_19012_7797.N1	19-OCT-2005 07:18:07	Bright	36.000	82	48Bet UMa	2.3650	10600.	72	19012	No
72	GOM_NL__2PRFIN20051019_072133_000000352041_00421_19012_7798.N1	19-OCT-2005 07:21:33	Bright	35.000	174	52Psi UMa	3.0040	4400.0	70	19012	No
73	GOM_NL__2PRFIN20051019_072825_000000342041_00421_19012_7799.N1	19-OCT-2005 07:28:25	Bright	33.500	96	68Del Leo	2.5600	9300.0	67	19012	No
74	GOM_NL__2PRFIN20051019_074757_000000412041_00421_19012_7800.N1	19-OCT-2005 07:47:57	Dark	40.500	113	Mu Vel	2.6920	5000.0	81	19012	No
75	GOM_NL__2PRFIN20051019_075213_000000422041_00422_19013_7740.N1	19-OCT-2005 07:52:13	Dark	41.500	46	Del Vel	1.9540	10600.	83	19013	No
76	GOM_NL__2PRFIN20051019_075423_000000392041_00422_19013_7741.N1	19-OCT-2005 07:54:23	Dark	38.500	29	Bet Car	1.6720	10200.	77	19013	No
77	GOM_NL__2PRFIN20051019_080527_000000402041_00422_19013_7742.N1	19-OCT-2005 08:05:27	Dark	40.000	143	Alp Hyi	2.8570	7200.0	80	19013	No
78	GOM_NL__2PRFIN20051019_080652_000000432041_00422_19013_7743.N1	19-OCT-2005 08:06:52	Dark	43.000	9	Alp Eri	0.45300	24000.	86	19013	No
79	GOM_NL__2PRFIN20051019_081149_000000432041_00422_19013_7744.N1	19-OCT-2005 08:11:49	Straylight	43.000	84	Alp Phe	2.3970	4500.0	86	19013	No
80	GOM_NL__2PRFIN20051019_081823_000000432041_00422_19013_7745.N1	19-OCT-2005 08:18:23	Straylight	43.000	52	16Bet Cet	2.0370	4500.0	86	19013	No
81	GOM_NL__2PRFIN20051019_082757_000000362041_00422_19013_7746.N1	19-OCT-2005 08:27:57	Bright	35.500	140	88Gam Peg	2.8340	26000.	71	19013	No
82	GOM_NL__2PRFIN20051019_083152_000000372041_00422_19013_7747.N1	19-OCT-2005 08:31:52	Bright	37.000	58	21Alp And	2.0730	11000.	74	19013	No
83	GOM_NL__2PRFIN20051019_083946_000000362041_00422_19013_7748.N1	19-OCT-2005 08:39:46	Bright	35.500	68	18Alp Cas	2.2250	4500.0	71	19013	No
84	GOM_NL__2PRFIN20051019_084854_000000342041_00422_19013_7749.N1	19-OCT-2005 08:48:54	Bright	34.000	49	1Alp UMi	1.9900	6300.0	68	19013	No
85	GOM_NL__2PRFIN20051019_085206_000000362041_00422_19013_7750.N1	19-OCT-2005 08:52:06	Bright	36.000	60	7Bet UMi	2.0810	3950.0	72	19013	No
86	GOM_NL__2PRFIN20051019_085708_000000382041_00422_19013_7751.N1	19-OCT-2005 08:57:08	Bright	37.500	36	50Alp UMa	1.8000	6300.0	75	19013	No
87	GOM_NL__2PRFIN20051019_085842_000000372041_00422_19013_7752.N1	19-OCT-2005 08:58:42	Bright	37.000	82	48Bet UMa	2.3650	10600.	74	19013	No
88	GOM_NL__2PRFIN20051019_090209_000000342041_00422_19013_7753.N1	19-OCT-2005 09:02:09	Bright	34.000	174	52Psi UMa	3.0040	4400.0	68	19013	No
89	GOM_NL__2PRFIN20051019_090901_000000332041_00422_19013_7754.N1	19-OCT-2005 09:09:01	Bright	33.000	96	68Del Leo	2.5600	9300.0	66	19013	No
90	GOM_NL__2PRFIN20051019_092833_000000392041_00422_19013_7755.N1	19-OCT-2005 09:28:33	Dark	38.500	113	Mu Vel	2.6920	5000.0	77	19013	No
91	GOM_NL__2PRFIN20051019_093249_000000402041_00423_19014_7740.N1	19-OCT-2005 09:32:49	Dark	39.500	46	Del Vel	1.9540	10600.	79	19014	No
92	GOM_NL__2PRFIN20051019_093459_000000372041_00423_19014_7741.N1	19-OCT-2005 09:34:59	Dark	37.000	29	Bet Car	1.6720	10200.	74	19014	No
93	GOM_NL__2PRFIN20051019_094603_000000382041_00423_19014_7742.N1	19-OCT-2005 09:46:03	Dark	38.000	143	Alp Hyi	2.8570	7200.0	76	19014	No
94	GOM_NL__2PRFIN20051019_094729_000000412041_00423_19014_7743.N1	19-OCT-2005 09:47:29	Dark	41.000	9	Alp Eri	0.45300	24000.	82	19014	No
95	GOM_NL__2PRFIN20051019_095225_000000432041_00423_19014_7744.N1	19-OCT-2005 09:52:25	Straylight	43.000	84	Alp Phe	2.3970	4500.0	86	19014	No
96	GOM_NL__2PRFIN20051019_095859_000000452041_00423_19014_7745.N1	19-OCT-2005 09:58:59	Straylight	45.000	52	16Bet Cet	2.0370	4500.0	90	19014	No
97	GOM_NL__2PRFIN20051019_100833_000000362041_00423_19014_7746.N1	19-OCT-2005 10:08:33	Bright	35.500	140	88Gam Peg	2.8340	26000.	71	19014	No
98	GOM_NL__2PRFIN20051019_101228_000000372041_00423_19014_7747.N1	19-OCT-2005 10:12:28	Bright	36.500	58	21Alp And	2.0730	11000.	73	19014	No
99	GOM_NL__2PRFIN20051019_102022_000000372041_00423_19014_7748.N1	19-OCT-2005 10:20:22	Bright	36.500	68	18Alp Cas	2.2250	4500.0	73	19014	No
100	GOM_NL__2PRFIN20051019_102929_000000362041_00423_19014_7749.N1	19-OCT-2005 10:29:29	Bright	36.000	49	1Alp UMi	1.9900	6300.0	72	19014	No
101	GOM_NL__2PRFIN20051019_103242_000000362041_00423_19014_7750.N1	19-OCT-2005 10:32:42	Bright	36.000	60	7Bet UMi	2.0810	3950.0	72	19014	No

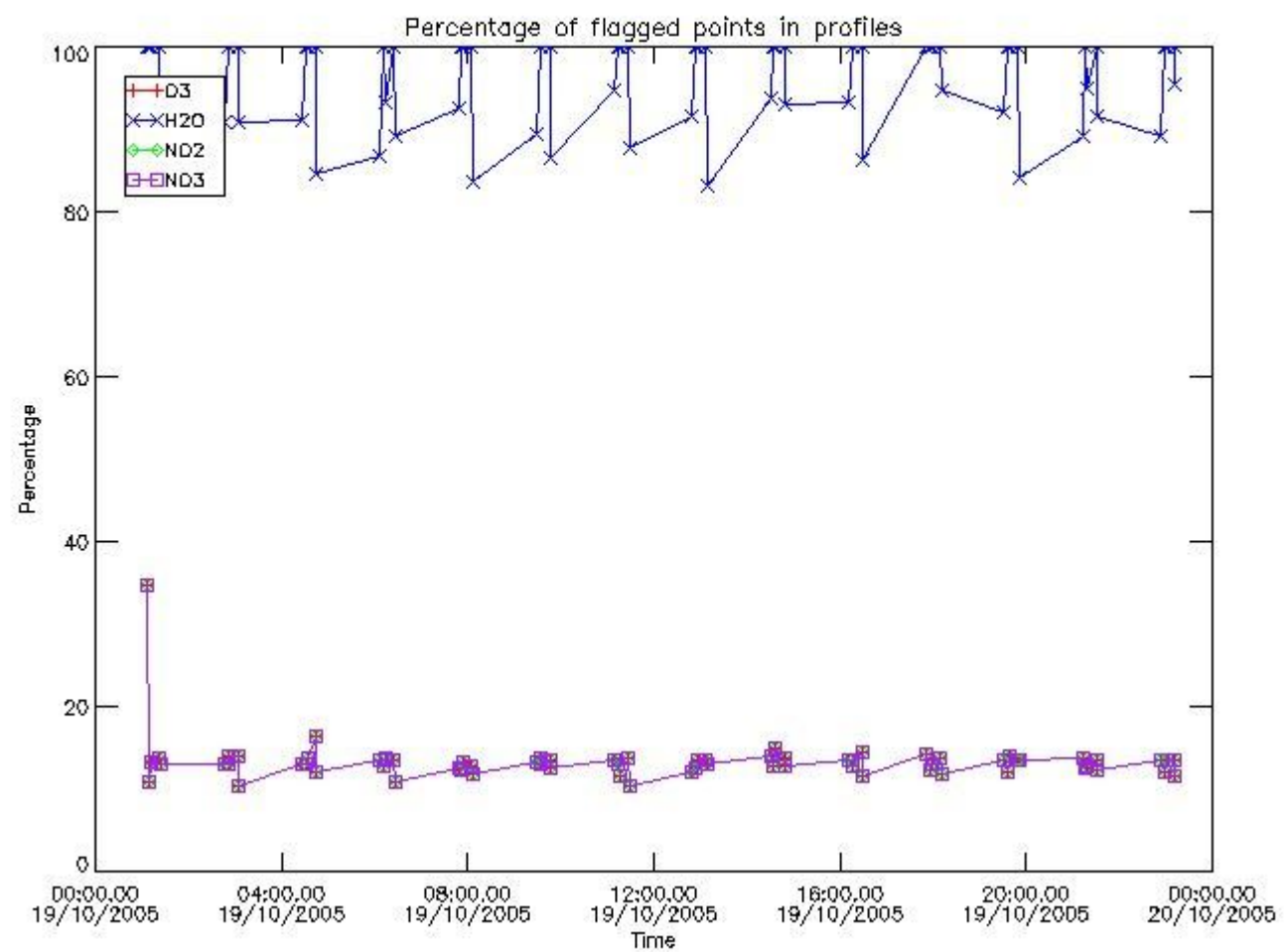
102	GOM_NL__2PRFIN20051019_103744_000000362041_00423_19014_7751.N1	19-OCT-2005 10:37:44	Bright	35.500	36	50Alp UMa	1.8000	6300.0	71	19014	No
103	GOM_NL__2PRFIN20051019_103918_000000342041_00423_19014_7752.N1	19-OCT-2005 10:39:18	Bright	34.000	82	48Bet UMa	2.3650	10600.	68	19014	No
104	GOM_NL__2PRFIN20051019_104245_000000352041_00423_19014_7753.N1	19-OCT-2005 10:42:45	Bright	34.500	174	52Psi UMa	3.0040	4400.0	69	19014	No
105	GOM_NL__2PRFIN20051019_104937_000000322041_00423_19014_7754.N1	19-OCT-2005 10:49:37	Bright	32.000	96	68Del Leo	2.5600	9300.0	64	19014	No
106	GOM_NL__2PRFIN20051019_110909_000000382041_00423_19014_7755.N1	19-OCT-2005 11:09:09	Dark	38.000	113	Mu Vel	2.6920	5000.0	76	19014	No
107	GOM_NL__2PRFIN20051019_111325_000000392041_00424_19015_7740.N1	19-OCT-2005 11:13:25	Dark	39.000	46	Del Vel	1.9540	10600.	78	19015	No
108	GOM_NL__2PRFIN20051019_111535_000000442041_00424_19015_7741.N1	19-OCT-2005 11:15:35	Dark	44.000	29	Bet Car	1.6720	10200.	88	19015	No
109	GOM_NL__2PRFIN20051019_112639_000000372041_00424_19015_7742.N1	19-OCT-2005 11:26:39	Dark	37.000	143	Alp Hyi	2.8570	7200.0	74	19015	No
110	GOM_NL__2PRFIN20051019_112805_000000492041_00424_19015_7743.N1	19-OCT-2005 11:28:05	Dark	49.000	9	Alp Eri	0.45300	24000.	98	19015	No
111	GOM_NL__2PRFIN20051019_113301_000000352041_00424_19015_7744.N1	19-OCT-2005 11:33:01	Straylight	35.000	84	Alp Phe	2.3970	4500.0	70	19015	No
112	GOM_NL__2PRFIN20051019_113935_000000392041_00424_19015_7745.N1	19-OCT-2005 11:39:35	Straylight	39.000	52	16Bet Cet	2.0370	4500.0	78	19015	No
113	GOM_NL__2PRFIN20051019_114909_000000362041_00424_19015_7746.N1	19-OCT-2005 11:49:09	Bright	35.500	140	88Gam Peg	2.8340	26000.	71	19015	No
114	GOM_NL__2PRFIN20051019_115304_000000362041_00424_19015_7747.N1	19-OCT-2005 11:53:04	Bright	36.000	58	21Alp And	2.0730	11000.	72	19015	No
115	GOM_NL__2PRFIN20051019_120058_000000372041_00424_19015_7748.N1	19-OCT-2005 12:00:58	Bright	37.000	68	18Alp Cas	2.2250	4500.0	74	19015	No
116	GOM_NL__2PRFIN20051019_121005_000000372041_00424_19015_7749.N1	19-OCT-2005 12:10:05	Bright	37.000	49	1Alp UMi	1.9900	6300.0	74	19015	No
117	GOM_NL__2PRFIN20051019_121318_000000382041_00424_19015_7750.N1	19-OCT-2005 12:13:18	Bright	37.500	60	7Bet UMi	2.0810	3950.0	75	19015	No
118	GOM_NL__2PRFIN20051019_121820_000000382041_00424_19015_7751.N1	19-OCT-2005 12:18:20	Bright	38.000	36	50Alp UMa	1.8000	6300.0	76	19015	No
119	GOM_NL__2PRFIN20051019_121954_000000362041_00424_19015_7752.N1	19-OCT-2005 12:19:54	Bright	36.000	82	48Bet UMa	2.3650	10600.	72	19015	No
120	GOM_NL__2PRFIN20051019_122321_000000342041_00424_19015_7753.N1	19-OCT-2005 12:23:21	Bright	34.000	174	52Psi UMa	3.0040	4400.0	68	19015	No
121	GOM_NL__2PRFIN20051019_123013_000000342041_00424_19015_7754.N1	19-OCT-2005 12:30:13	Bright	34.000	96	68Del Leo	2.5600	9300.0	68	19015	No
122	GOM_NL__2PRFIN20051019_124945_000000422041_00424_19015_7755.N1	19-OCT-2005 12:49:45	Dark	42.000	113	Mu Vel	2.6920	5000.0	84	19015	No
123	GOM_NL__2PRFIN20051019_125402_000000412041_00425_19016_7740.N1	19-OCT-2005 12:54:02	Dark	40.500	46	Del Vel	1.9540	10600.	81	19016	No
124	GOM_NL__2PRFIN20051019_125611_000000382041_00425_19016_7741.N1	19-OCT-2005 12:56:11	Dark	37.500	29	Bet Car	1.6720	10200.	75	19016	No
125	GOM_NL__2PRFIN20051019_130715_000000382041_00425_19016_7742.N1	19-OCT-2005 13:07:15	Dark	38.000	143	Alp Hyi	2.8570	7200.0	76	19016	No
126	GOM_NL__2PRFIN20051019_130841_000000392041_00425_19016_7743.N1	19-OCT-2005 13:08:41	Dark	39.000	9	Alp Eri	0.45300	24000.	78	19016	No
127	GOM_NL__2PRFIN20051019_131337_000000432041_00425_19016_7744.N1	19-OCT-2005 13:13:37	Straylight	42.500	84	Alp Phe	2.3970	4500.0	85	19016	No
128	GOM_NL__2PRFIN20051019_132011_000000482041_00425_19016_7745.N1	19-OCT-2005 13:20:11	Straylight	47.500	52	16Bet Cet	2.0370	4500.0	95	19016	No
129	GOM_NL__2PRFIN20051019_132944_000000352041_00425_19016_7746.N1	19-OCT-2005 13:29:44	Bright	35.000	140	88Gam Peg	2.8340	26000.	70	19016	No
130	GOM_NL__2PRFIN20051019_133340_000000362041_00425_19016_7747.N1	19-OCT-2005 13:33:40	Bright	36.000	58	21Alp And	2.0730	11000.	72	19016	No
131	GOM_NL__2PRFIN20051019_134134_000000352041_00425_19016_7748.N1	19-OCT-2005 13:41:34	Bright	34.500	68	18Alp Cas	2.2250	4500.0	69	19016	No
132	GOM_NL__2PRFIN20051019_135041_000000362041_00425_19016_7749.N1	19-OCT-2005 13:50:41	Bright	36.000	49	1Alp UMi	1.9900	6300.0	72	19016	No
133	GOM_NL__2PRFIN20051019_135354_000000322041_00425_19016_7750.N1	19-OCT-2005 13:53:54	Bright	32.000	60	7Bet UMi	2.0810	3950.0	64	19016	No
134	GOM_NL__2PRFIN20051019_135856_000000372041_00425_19016_7751.N1	19-OCT-2005 13:58:56	Bright	36.500	36	50Alp UMa	1.8000	6300.0	73	19016	No
135	GOM_NL__2PRFIN20051019_140030_000000372041_00425_19016_7752.N1	19-OCT-2005 14:00:30	Bright	36.500	82	48Bet UMa	2.3650	10600.	73	19016	No
136	GOM_NL__2PRFIN20051019_140357_000000352041_00425_19016_7753.N1	19-OCT-2005 14:03:57	Bright	34.500	174	52Psi UMa	3.0040	4400.0	69	19016	No
137	GOM_NL__2PRFIN20051019_141049_000000342041_00425_19016_7754.N1	19-OCT-2005 14:10:49	Bright	34.000	96	68Del Leo	2.5600	9300.0	68	19016	No
138	GOM_NL__2PRFIN20051019_143021_000000402041_00425_19016_7755.N1	19-OCT-2005 14:30:21	Dark	40.000	113	Mu Vel	2.6920	5000.0	80	19016	No
139	GOM_NL__2PRFIN20051019_143438_000000402041_00426_19017_7740.N1	19-OCT-2005 14:34:38	Dark	40.000	46	Del Vel	1.9540	10600.	80	19017	No
140	GOM_NL__2PRFIN20051019_143648_000000382041_00426_19017_7741.N1	19-OCT-2005 14:36:48	Dark	37.500	29	Bet Car	1.6720	10200.	75	19017	No
141	GOM_NL__2PRFIN20051019_144751_000000372041_00426_19017_7742.N1	19-OCT-2005 14:47:51	Dark	37.000	143	Alp Hyi	2.8570	7200.0	74	19017	No
142	GOM_NL__2PRFIN20051019_144917_000000442041_00426_19017_7743.N1	19-OCT-2005 14:49:17	Dark	44.000	9	Alp Eri	0.45300	24000.	88	19017	No
143	GOM_NL__2PRFIN20051019_145414_000000422041_00426_19017_7744.N1	19-OCT-2005 14:54:14	Straylight	41.500	84	Alp Phe	2.3970	4500.0	83	19017	No
144	GOM_NL__2PRFIN20051019_150047_000000442041_00426_19017_7745.N1	19-OCT-2005 15:00:47	Straylight	43.500	52	16Bet Cet	2.0370	4500.0	87	19017	No
145	GOM_NL__2PRFIN20051019_151020_000000362041_00426_19017_7746.N1	19-OCT-2005 15:10:20	Bright	35.500	140	88Gam Peg	2.8340	26000.	71	19017	No
146	GOM_NL__2PRFIN20051019_151416_000000352041_00426_19017_7747.N1	19-OCT-2005 15:14:16	Bright	35.000	58	21Alp And	2.0730	11000.	70	19017	No
147	GOM_NL__2PRFIN20051019_152209_000000372041_00426_19017_7748.N1	19-OCT-2005 15:22:09	Bright	37.000	68	18Alp Cas	2.2250	4500.0	74	19017	No
148	GOM_NL__2PRFIN20051019_153117_000000352041_00426_19017_7749.N1	19-OCT-2005 15:31:17	Bright	35.000	49	1Alp UMi	1.9900	6300.0	70	19017	No
149	GOM_NL__2PRFIN20051019_153430_000000522041_00426_19017_7750.N1	19-OCT-2005 15:34:30	Bright	52.000	60	7Bet UMi	2.0810	3950.0	104	19017	No
150	GOM_NL__2PRFIN20051019_153932_000000362041_00426_19017_7751.N1	19-OCT-2005 15:39:32	Bright	36.000	36	50Alp UMa	1.8000	6300.0	72	19017	No
151	GOM_NL__2PRFIN20051019_154106_000000372041_00426_19017_7752.N1	19-OCT-2005 15:41:06	Bright	37.000	82	48Bet UMa	2.3650	10600.	74	19017	No
152	GOM_NL__2PRFIN20051019_154433_000000372041_00426_19017_7753.N1	19-OCT-2005 15:44:33	Bright	37.000	174	52Psi UMa	3.0040	4400.0	74	19017	No
153	GOM_NL__2PRFIN20051019_155125_000000342041_00426_19017_7754.N1	19-OCT-2005 15:51:25	Bright	34.000	96	68Del Leo	2.5600	9300.0	68	19017	No
154	GOM_NL__2PRFIN20051019_161057_000000382041_00426_19017_7755.N1	19-OCT-2005 16:10:57	Dark	38.000	113	Mu Vel	2.6920	5000.0	76	19017	No
155	GOM_NL__2PRFIN20051019_161515_000000402041_00427_19018_7740.N1	19-OCT-2005 16:15:15	Dark	40.000	46	Del Vel	1.9540	10600.	80	19018	No
156	GOM_NL__2PRFIN20051019_161724_000000382041_00427_19018_7741.N1	19-OCT-2005 16:17:24	Dark	37.500	29	Bet Car	1.6720	10200.	75	19018	No
157	GOM_NL__2PRFIN20051019_162828_000000392041_00427_19018_7742.N1	19-OCT-2005 16:28:28	Dark	38.500	143	Alp Hyi	2.8570	7200.0	77	19018	No
158	GOM_NL__2PRFIN20051019_162953_000000442041_00427_19018_7743.N1	19-OCT-2005 16:29:53	Dark	44.000	9	Alp Eri	0.45300	24000.	88	19018	No
159	GOM_NL__2PRFIN20051019_163450_000000402041_00427_19018_7744.N1	19-OCT-2005 16:34:50	Straylight	39.500	84	Alp Phe	2.3970	4500.0	79	19018	No
160	GOM_NL__2PRFIN20051019_164123_000000482041_00427_19018_7745.N1	19-OCT-2005 16:41:23	Straylight	48.000	52	16Bet Cet	2.0370	4500.0	96	19018	No

161	GOM_NL__2PRFIN20051019_165056_000000362041_00427_19018_7746.N1	19-OCT-2005 16:50:56	Bright	36.000	140	88Gam Peg	2.8340	26000.	72	19018	No
162	GOM_NL__2PRFIN20051019_165452_000000362041_00427_19018_7747.N1	19-OCT-2005 16:54:52	Bright	35.500	58	21Alp And	2.0730	11000.	71	19018	No
163	GOM_NL__2PRFIN20051019_170245_000000382041_00427_19018_7748.N1	19-OCT-2005 17:02:45	Bright	37.500	68	18Alp Cas	2.2250	4500.0	75	19018	No
164	GOM_NL__2PRFIN20051019_171153_000000362041_00427_19018_7749.N1	19-OCT-2005 17:11:53	Bright	36.000	49	1Alp UMi	1.9900	6300.0	72	19018	No
165	GOM_NL__2PRFIN20051019_171507_000000362041_00427_19018_7750.N1	19-OCT-2005 17:15:07	Bright	36.000	60	7Bet UMi	2.0810	3950.0	72	19018	No
166	GOM_NL__2PRFIN20051019_172008_000000382041_00427_19018_7751.N1	19-OCT-2005 17:20:08	Bright	37.500	36	50Alp UMa	1.8000	6300.0	75	19018	No
167	GOM_NL__2PRFIN20051019_172142_000000532041_00427_19018_7752.N1	19-OCT-2005 17:21:42	Bright	53.000	82	48Bet UMa	2.3650	10600.	106	19018	No
168	GOM_NL__2PRFIN20051019_172509_000000342041_00427_19018_7753.N1	19-OCT-2005 17:25:09	Bright	33.500	174	52Psi UMa	3.0040	4400.0	67	19018	No
169	GOM_NL__2PRFIN20051019_173201_000000332041_00427_19018_7754.N1	19-OCT-2005 17:32:01	Bright	33.000	96	68Del Leo	2.5600	9300.0	66	19018	No
170	GOM_NL__2PRFIN20051019_175134_000000362041_00427_19018_7755.N1	19-OCT-2005 17:51:34	Dark	36.000	113	Mu Vel	2.6920	5000.0	72	19018	No
171	GOM_NL__2PRFIN20051019_175552_000000422041_00428_19019_7740.N1	19-OCT-2005 17:55:52	Dark	41.500	46	Del Vel	1.9540	10600.	83	19019	No
172	GOM_NL__2PRFIN20051019_175800_000000392041_00428_19019_7741.N1	19-OCT-2005 17:58:00	Dark	39.000	29	Bet Car	1.6720	10200.	78	19019	No
173	GOM_NL__2PRFIN20051019_180904_000000372041_00428_19019_7742.N1	19-OCT-2005 18:09:04	Dark	37.000	143	Alp Hyi	2.8570	7200.0	74	19019	No
174	GOM_NL__2PRFIN20051019_181030_000000472041_00428_19019_7743.N1	19-OCT-2005 18:10:30	Dark	47.000	9	Alp Eri	0.45300	24000.	94	19019	No
175	GOM_NL__2PRFIN20051019_181526_000000432041_00428_19019_7744.N1	19-OCT-2005 18:15:26	Straylight	42.500	84	Alp Phe	2.3970	4500.0	85	19019	No
176	GOM_NL__2PRFIN20051019_182200_000000442041_00428_19019_7745.N1	19-OCT-2005 18:22:00	Straylight	44.000	52	16Bet Cet	2.0370	4500.0	88	19019	No
177	GOM_NL__2PRFIN20051019_183132_000000352041_00428_19019_7746.N1	19-OCT-2005 18:31:32	Bright	35.000	140	88Gam Peg	2.8340	26000.	70	19019	No
178	GOM_NL__2PRFIN20051019_183528_000000352041_00428_19019_7747.N1	19-OCT-2005 18:35:28	Bright	34.500	58	21Alp And	2.0730	11000.	69	19019	No
179	GOM_NL__2PRFIN20051019_184321_000000382041_00428_19019_7748.N1	19-OCT-2005 18:43:21	Bright	37.500	68	18Alp Cas	2.2250	4500.0	75	19019	No
180	GOM_NL__2PRFIN20051019_185229_000000372041_00428_19019_7749.N1	19-OCT-2005 18:52:29	Bright	37.000	49	1Alp UMi	1.9900	6300.0	74	19019	No
181	GOM_NL__2PRFIN20051019_185543_000000372041_00428_19019_7750.N1	19-OCT-2005 18:55:43	Bright	36.500	60	7Bet UMi	2.0810	3950.0	73	19019	No
182	GOM_NL__2PRFIN20051019_190044_000000352041_00428_19019_7751.N1	19-OCT-2005 19:00:44	Bright	35.000	36	50Alp UMa	1.8000	6300.0	70	19019	No
183	GOM_NL__2PRFIN20051019_190218_000000362041_00428_19019_7752.N1	19-OCT-2005 19:02:18	Bright	35.500	82	48Bet UMa	2.3650	10600.	71	19019	No
184	GOM_NL__2PRFIN20051019_190545_000000372041_00428_19019_7753.N1	19-OCT-2005 19:05:45	Bright	37.000	174	52Psi UMa	3.0040	4400.0	74	19019	No
185	GOM_NL__2PRFIN20051019_191237_000000422041_00428_19019_7754.N1	19-OCT-2005 19:12:37	Bright	41.500	96	68Del Leo	2.5600	9300.0	83	19019	No
186	GOM_NL__2PRFIN20051019_193210_000000382041_00428_19019_7755.N1	19-OCT-2005 19:32:10	Dark	38.000	113	Mu Vel	2.6920	5000.0	76	19019	No
187	GOM_NL__2PRFIN20051019_193628_000000432041_00429_19020_7740.N1	19-OCT-2005 19:36:28	Dark	42.500	46	Del Vel	1.9540	10600.	85	19020	No
188	GOM_NL__2PRFIN20051019_193836_000000372041_00429_19020_7741.N1	19-OCT-2005 19:38:36	Dark	36.500	29	Bet Car	1.6720	10200.	73	19020	No
189	GOM_NL__2PRFIN20051019_194940_000000382041_00429_19020_7742.N1	19-OCT-2005 19:49:40	Dark	37.500	143	Alp Hyi	2.8570	7200.0	75	19020	No
190	GOM_NL__2PRFIN20051019_195106_000000382041_00429_19020_7743.N1	19-OCT-2005 19:51:06	Dark	37.500	9	Alp Eri	0.45300	24000.	75	19020	No
191	GOM_NL__2PRFIN20051019_211246_000000372041_00429_19020_7744.N1	19-OCT-2005 21:12:46	Dark	37.000	113	Mu Vel	2.6920	5000.0	74	19020	No
192	GOM_NL__2PRFIN20051019_211704_000000412041_00430_19021_7760.N1	19-OCT-2005 21:17:04	Dark	40.500	46	Del Vel	1.9540	10600.	81	19021	No
193	GOM_NL__2PRFIN20051019_211913_000000402041_00430_19021_7761.N1	19-OCT-2005 21:19:13	Dark	40.000	29	Bet Car	1.6720	10200.	80	19021	No
194	GOM_NL__2PRFIN20051019_213016_000000382041_00430_19021_7762.N1	19-OCT-2005 21:30:16	Dark	38.000	143	Alp Hyi	2.8570	7200.0	76	19021	No
195	GOM_NL__2PRFIN20051019_213142_000000422041_00430_19021_7763.N1	19-OCT-2005 21:31:42	Dark	41.500	9	Alp Eri	0.45300	24000.	83	19021	No
196	GOM_NL__2PRFIN20051019_213638_000000442041_00430_19021_7764.N1	19-OCT-2005 21:36:38	Straylight	43.500	84	Alp Phe	2.3970	4500.0	87	19021	No
197	GOM_NL__2PRFIN20051019_214312_000000412041_00430_19021_7765.N1	19-OCT-2005 21:43:12	Straylight	40.500	52	16Bet Cet	2.0370	4500.0	81	19021	No
198	GOM_NL__2PRFIN20051019_215244_000000362041_00430_19021_7766.N1	19-OCT-2005 21:52:44	Bright	35.500	140	88Gam Peg	2.8340	26000.	71	19021	No
199	GOM_NL__2PRFIN20051019_215640_000000362041_00430_19021_7767.N1	19-OCT-2005 21:56:40	Bright	36.000	58	21Alp And	2.0730	11000.	72	19021	No
200	GOM_NL__2PRFIN20051019_220433_000000362041_00430_19021_7768.N1	19-OCT-2005 22:04:33	Bright	36.000	68	18Alp Cas	2.2250	4500.0	72	19021	No
201	GOM_NL__2PRFIN20051019_221341_000000342041_00430_19021_7769.N1	19-OCT-2005 22:13:41	Bright	33.500	49	1Alp UMi	1.9900	6300.0	67	19021	No
202	GOM_NL__2PRFIN20051019_221655_000000372041_00430_19021_7770.N1	19-OCT-2005 22:16:55	Bright	37.000	60	7Bet UMi	2.0810	3950.0	74	19021	No
203	GOM_NL__2PRFIN20051019_222156_000000392041_00430_19021_7771.N1	19-OCT-2005 22:21:56	Bright	38.500	36	50Alp UMa	1.8000	6300.0	77	19021	No
204	GOM_NL__2PRFIN20051019_222330_000000372041_00430_19021_7772.N1	19-OCT-2005 22:23:30	Bright	36.500	82	48Bet UMa	2.3650	10600.	73	19021	No
205	GOM_NL__2PRFIN20051019_222657_000000372041_00430_19021_7773.N1	19-OCT-2005 22:26:57	Bright	36.500	174	52Psi UMa	3.0040	4400.0	73	19021	No
206	GOM_NL__2PRFIN20051019_223350_000000402041_00430_19021_7774.N1	19-OCT-2005 22:33:50	Bright	40.000	96	68Del Leo	2.5600	9300.0	80	19021	No
207	GOM_NL__2PRFIN20051019_225322_000000382041_00430_19021_7775.N1	19-OCT-2005 22:53:22	Dark	37.500	113	Mu Vel	2.6920	5000.0	75	19021	No
208	GOM_NL__2PRFIN20051019_225741_000000432041_00431_19022_7760.N1	19-OCT-2005 22:57:41	Dark	42.500	46	Del Vel	1.9540	10600.	85	19022	No
209	GOM_NL__2PRFIN20051019_225949_000000382041_00431_19022_7761.N1	19-OCT-2005 22:59:49	Dark	38.000	29	Bet Car	1.6720	10200.	76	19022	No
210	GOM_NL__2PRFIN20051019_231052_000000382041_00431_19022_7762.N1	19-OCT-2005 23:10:52	Dark	38.000	143	Alp Hyi	2.8570	7200.0	76	19022	No
211	GOM_NL__2PRFIN20051019_231218_000000452041_00431_19022_7763.N1	19-OCT-2005 23:12:18	Dark	44.500	9	Alp Eri	0.45300	24000.	89	19022	No
212	GOM_NL__2PRFIN20051019_231714_000000402041_00431_19022_7764.N1	19-OCT-2005 23:17:14	Straylight	40.000	84	Alp Phe	2.3970	4500.0	80	19022	No
213	GOM_NL__2PRFIN20051019_232348_000000422041_00431_19022_7765.N1	19-OCT-2005 23:23:48	Straylight	42.000	52	16Bet Cet	2.0370	4500.0	84	19022	No
214	GOM_NL__2PRFIN20051019_233320_000000352041_00431_19022_7766.N1	19-OCT-2005 23:33:20	Bright	35.000	140	88Gam Peg	2.8340	26000.	70	19022	No
215	GOM_NL__2PRFIN20051019_233716_000000362041_00431_19022_7767.N1	19-OCT-2005 23:37:16	Bright	35.500	58	21Alp And	2.0730	11000.	71	19022	No
216	GOM_NL__2PRFIN20051019_234508_000000382041_00431_19022_7768.N1	19-OCT-2005 23:45:08	Bright	37.500	68	18Alp Cas	2.2250	4500.0	75	19022	No
217	GOM_NL__2PRFIN20051019_235417_000000332041_00431_19022_7769.N1	19-OCT-2005 23:54:17	Bright	33.000	49	1Alp UMi	1.9900	6300.0	66	19022	No
218	GOM_NL__2PRFIN20051019_235731_000000372041_00431_19022_7770.N1	19-OCT-2005 23:57:31	Bright	37.000	60	7Bet UMi	2.0810	3950.0	74	19022	No

### 3. Quality information per product

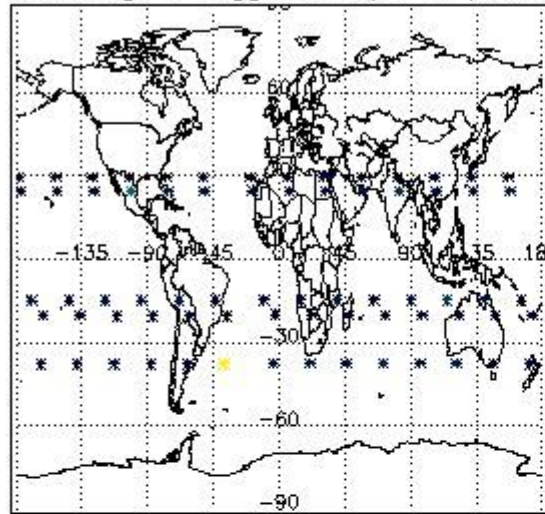
In this section it is plotted some information contained in the Quality Summary data set of the level 2 products. Only products in dark limb conditions and without errors (error flag in the MPH set to "0") are used.

#### 3.1 Plot quality information per product (time dependant)

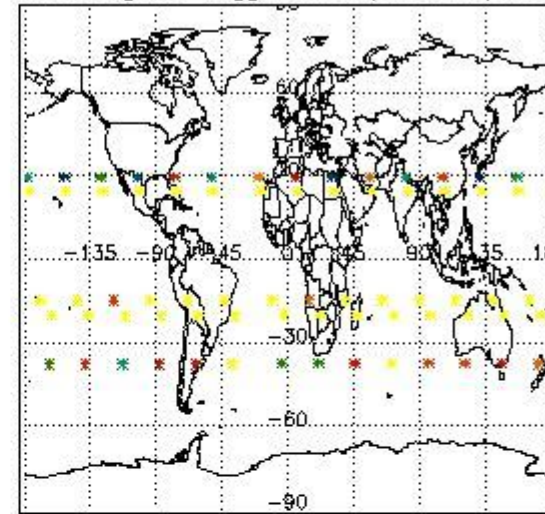


#### 3.2 Plot quality information per product (world map)

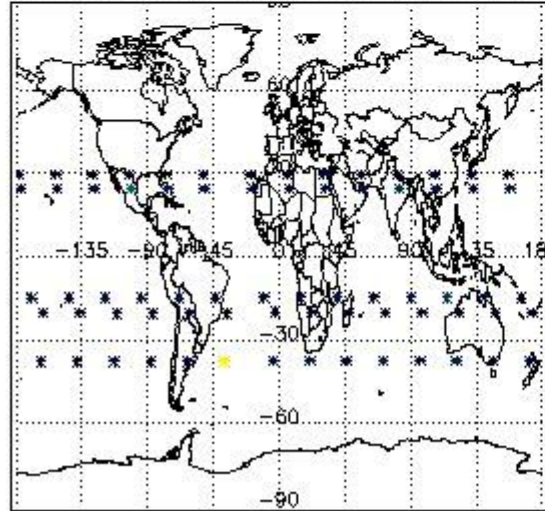
Percentage of flagged data per O3 profile



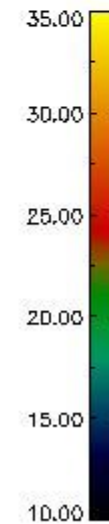
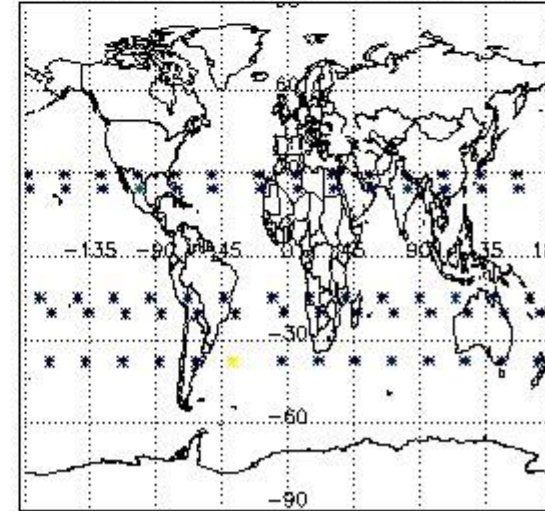
Percentage of flagged data per H2O profile



Percentage of flagged data per NO2 profile



Percentage of flagged data per NO3 profile

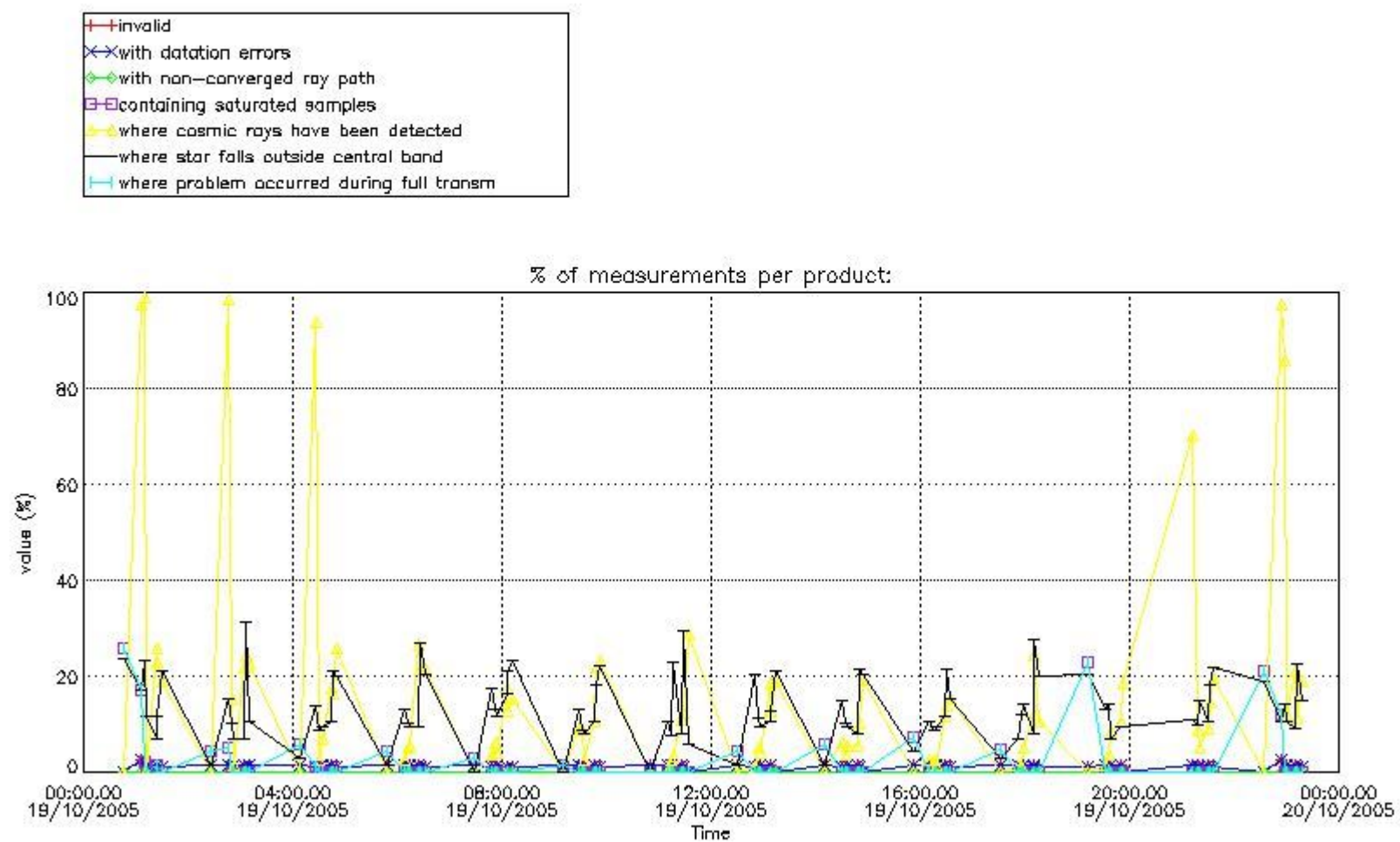


#### 4. Level 1 quality information per product

In this section it is plotted some information contained in the Quality Summary data set of the level 2 products that comes from the level 1b processing. Products without errors (error flag in the MPH set to "0") are used.

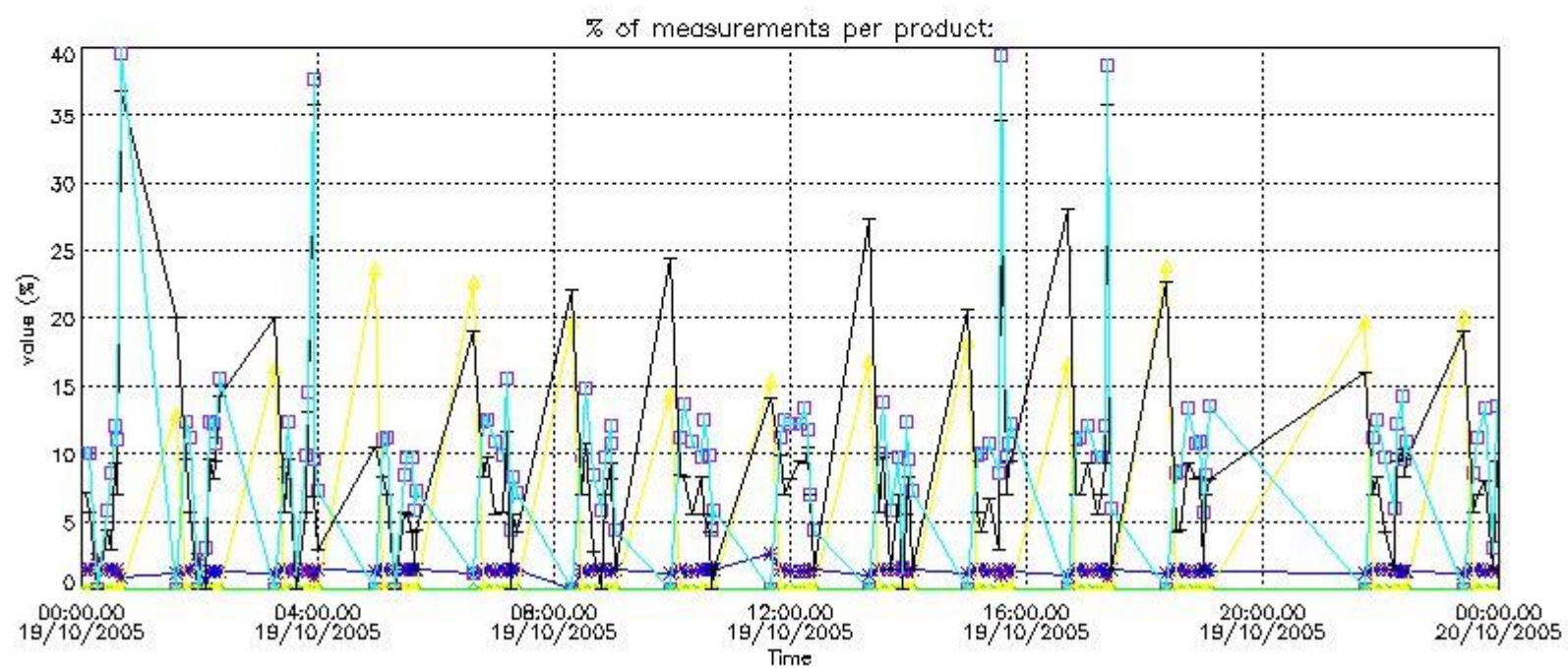
##### 4.1 Plot quality information per product (time dependant) coming from level 1b processing

##### 4.1.1 Plot level 1 quality information per product (time dependant): ENVISAT ASCENDING passes



4.1.2 Plot level 1 quality information per product (time dependant): ENVI SAT DESCENDING passes

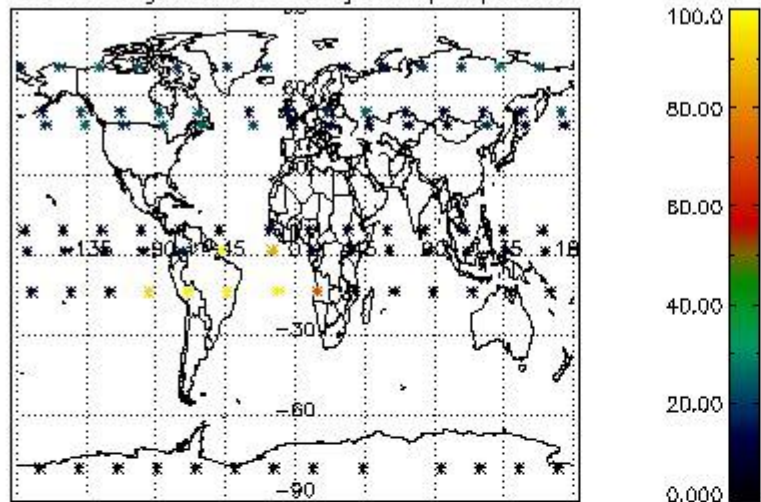




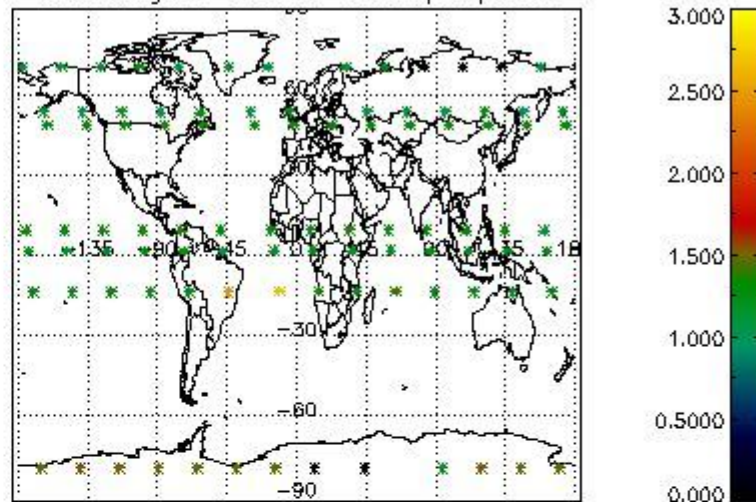
*4.2 Plot quality information per product coming from level 1b processing (world map)*

*4.2.1 Plot level 1 quality information per product (world map): ENVISAT ASCENDING passes*

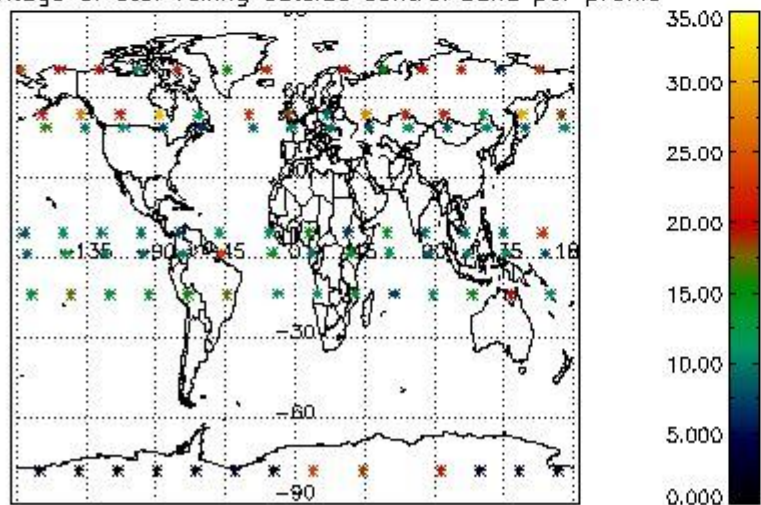
Percentage of cosmic ray hits per profile



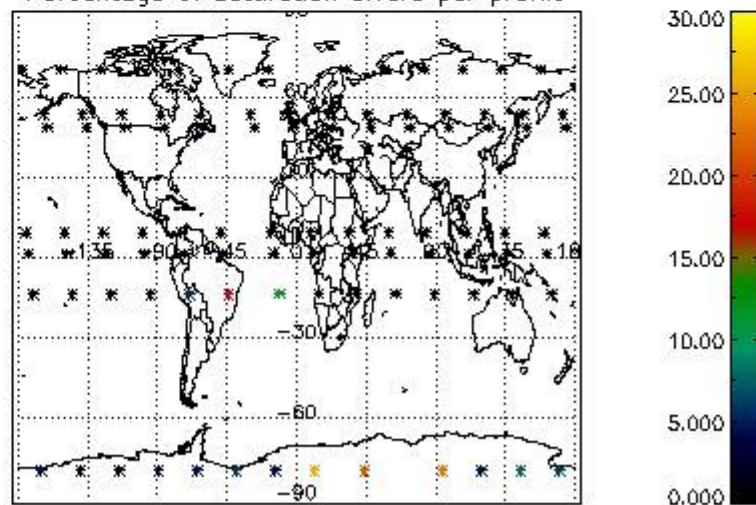
Percentage of datation errors per profile



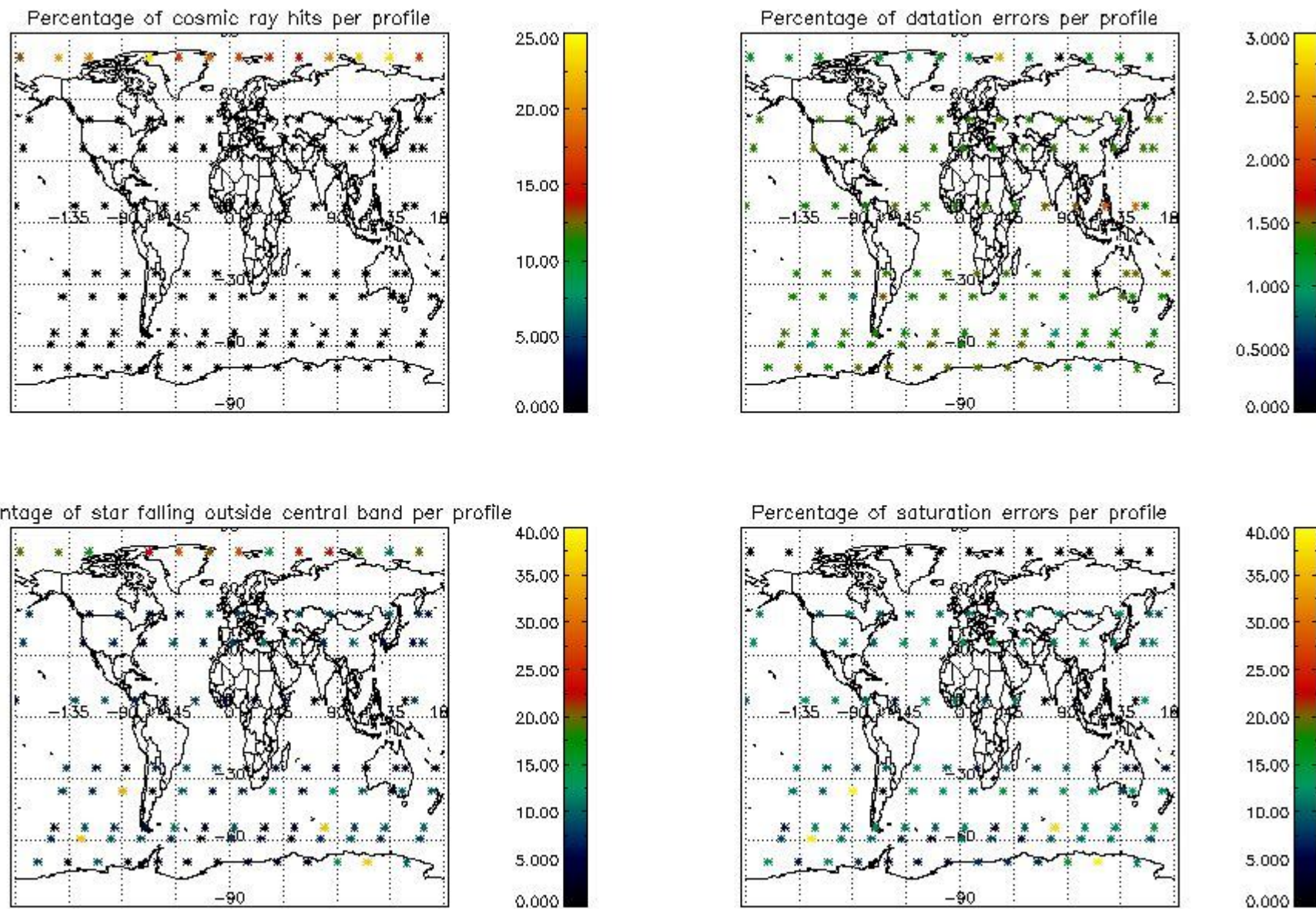
Percentage of star falling outside central band per profile



Percentage of saturation errors per profile



4.2.2 Plot level 1 quality information per product (world map): ENVISAT DESCENDING passes



## 5. Trace gas profiles

### 5.1 Ozone statistics based on quality of products

The final quality of the products can be "measured" using the STD (Standard Deviation) attached to every point profile. This information is written to the parameter GOM\_NL\_\_2P/NL\_LOCAL\_SPECIES\_DENSITY/o3\_std of the level 2 products. The table below shows the statistics for given STD ranges.

The statistics are given with respect to the overall valid production:

- Products without fatal errors: GOM\_NL\_\_2P/MPH/PRODUCT\_ERR=0
- Valid point profile: GOM\_NL\_\_2P/NL\_LOCAL\_SPECIES\_DENSITY/pcd(0)=0

The 'Criteria' is applied to valid points of dark limb products:

- Products in dark limb illumination condition: GOM\_NL\_\_2P/NL\_SUMMARY\_QUALITY/obs\_ill\_cond=0
- Products without fatal errors: GOM\_NL\_\_2P/MPH/PRODUCT\_ERR=0
- Valid point profile: GOM\_NL\_\_2P/NL\_LOCAL\_SPECIES\_DENSITY/pcd(0)=0

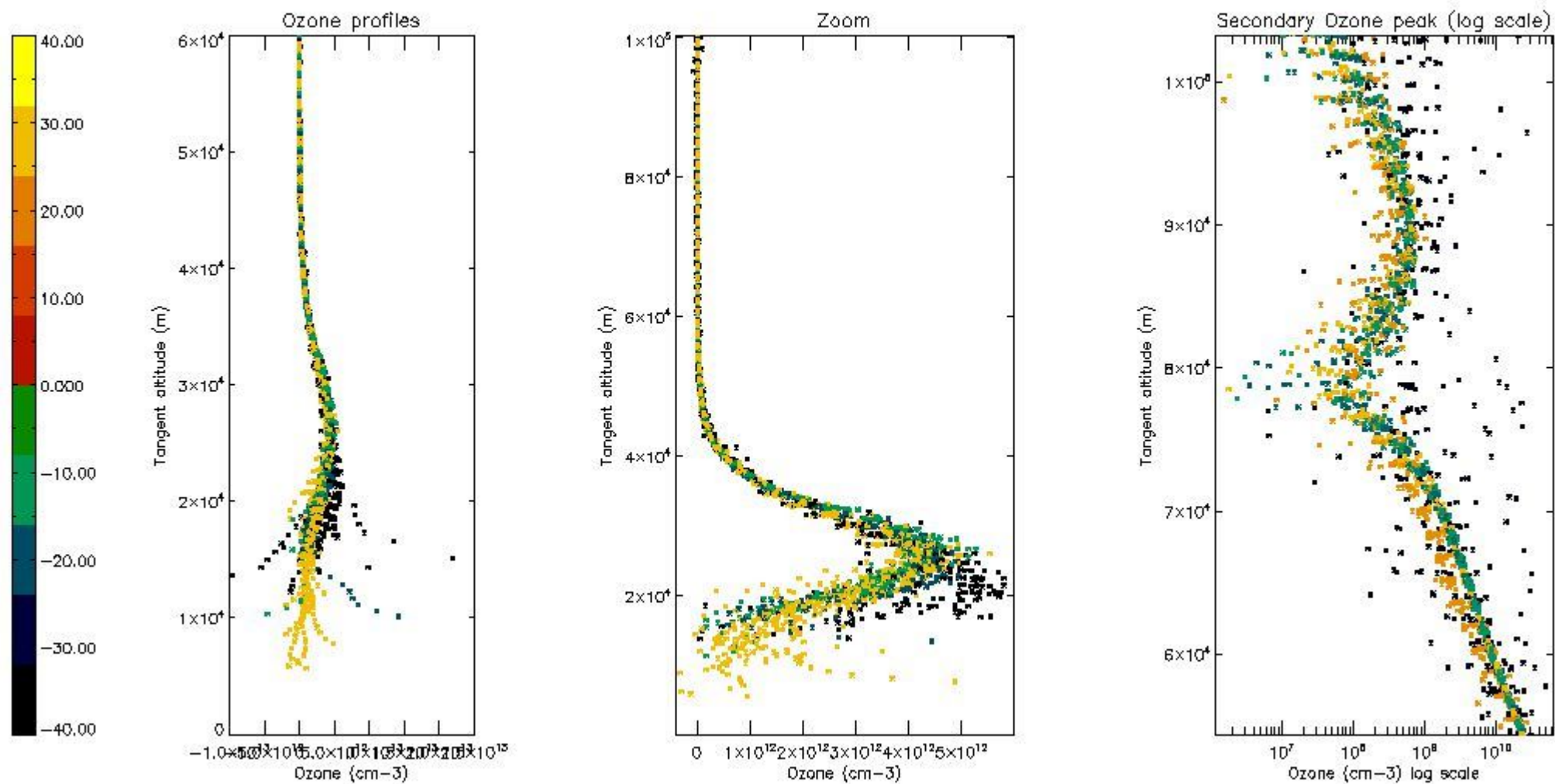
So, the table below shows the percentage of dark limb and valid observations for each criteria with respect to the overall valid daily observations.

Criteria	% of total production
All STD	34
STD < 20	20

STD < 10	16
STD < 5	10

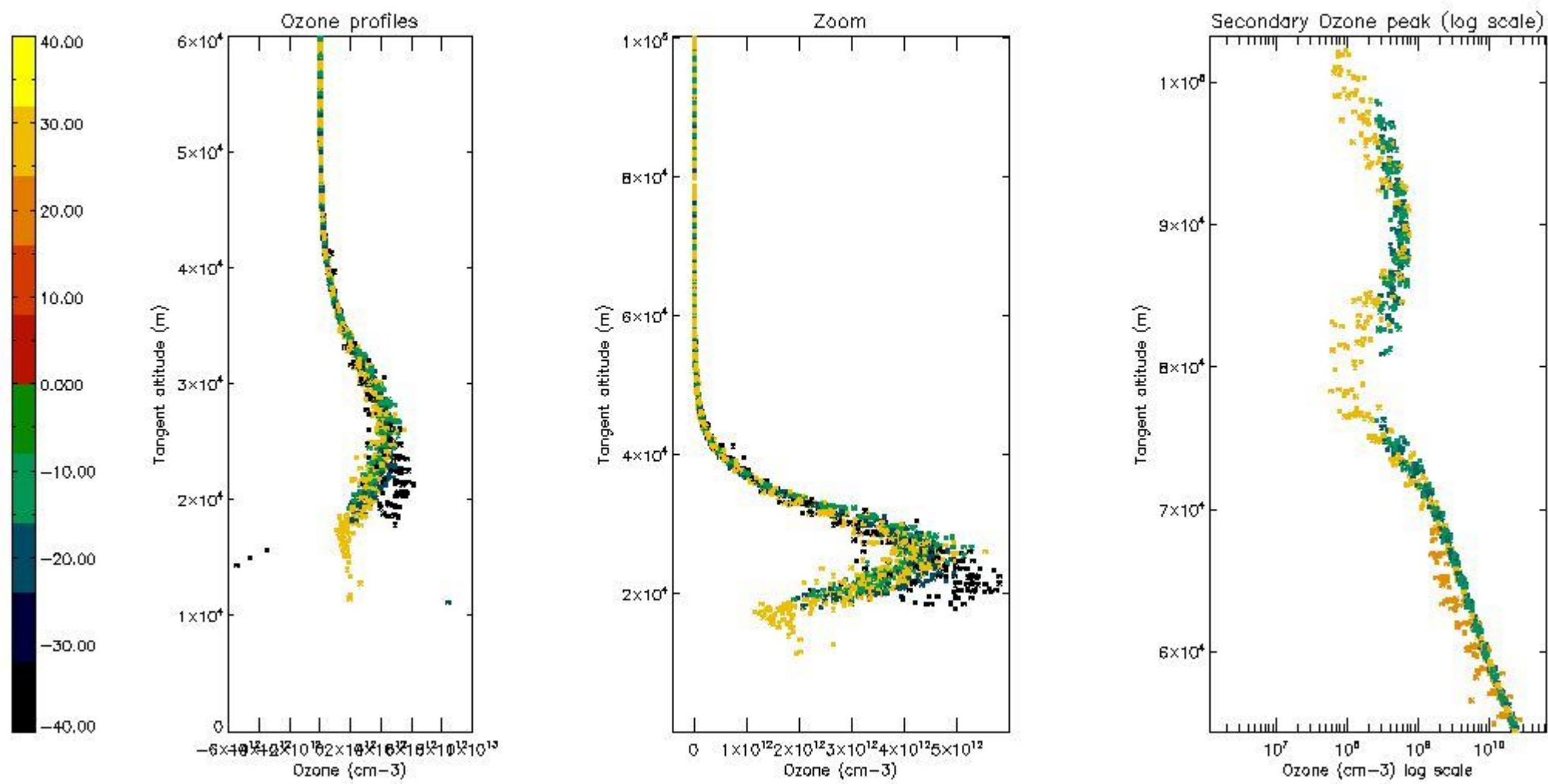
5.2 Plot ozone profiles for all STD (dark without errors)

The colorbar represents the latitude.



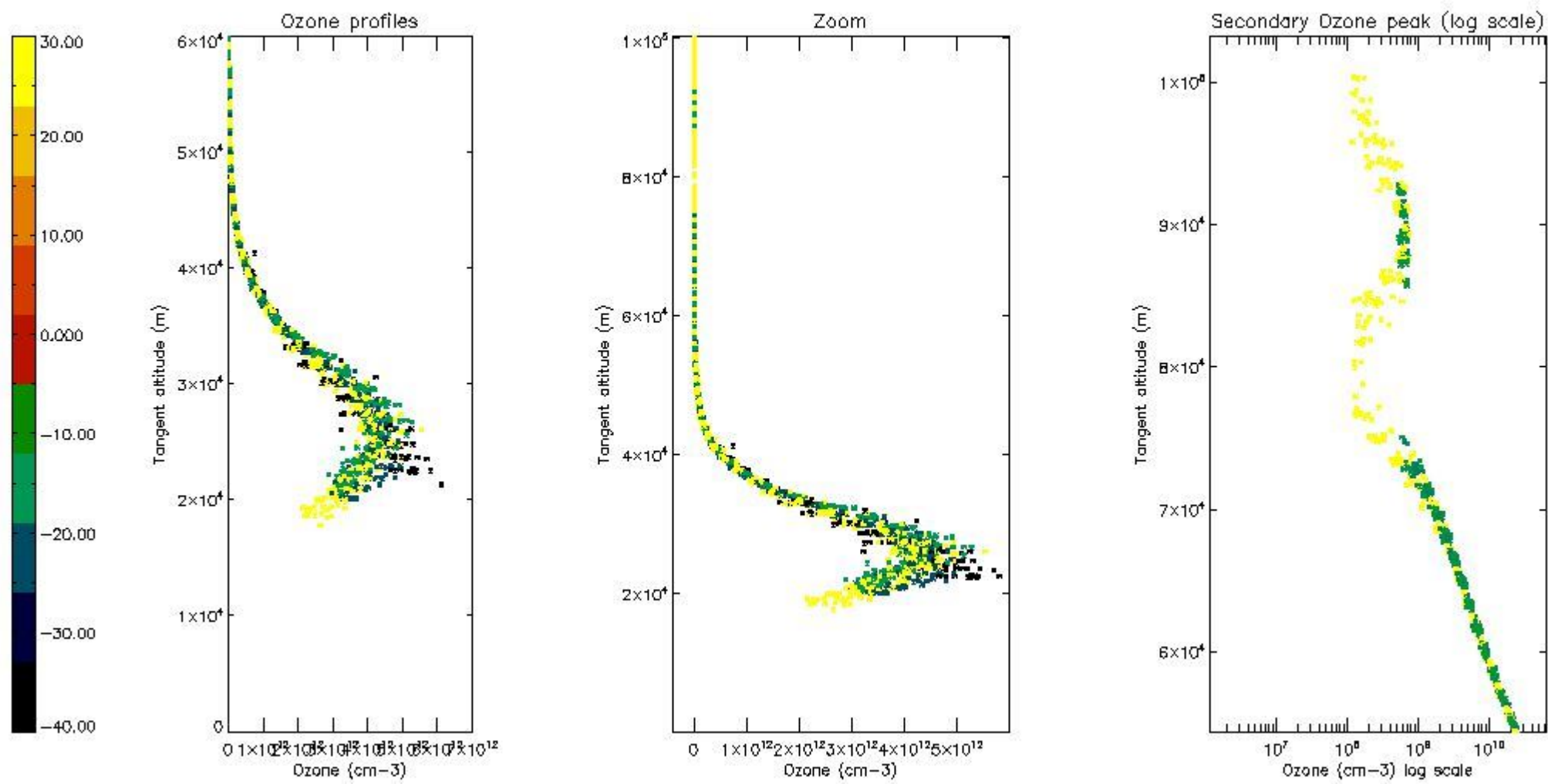
5.3 Plot ozone profiles where STD < 20% (dark without errors)

The colorbar represents the latitude.



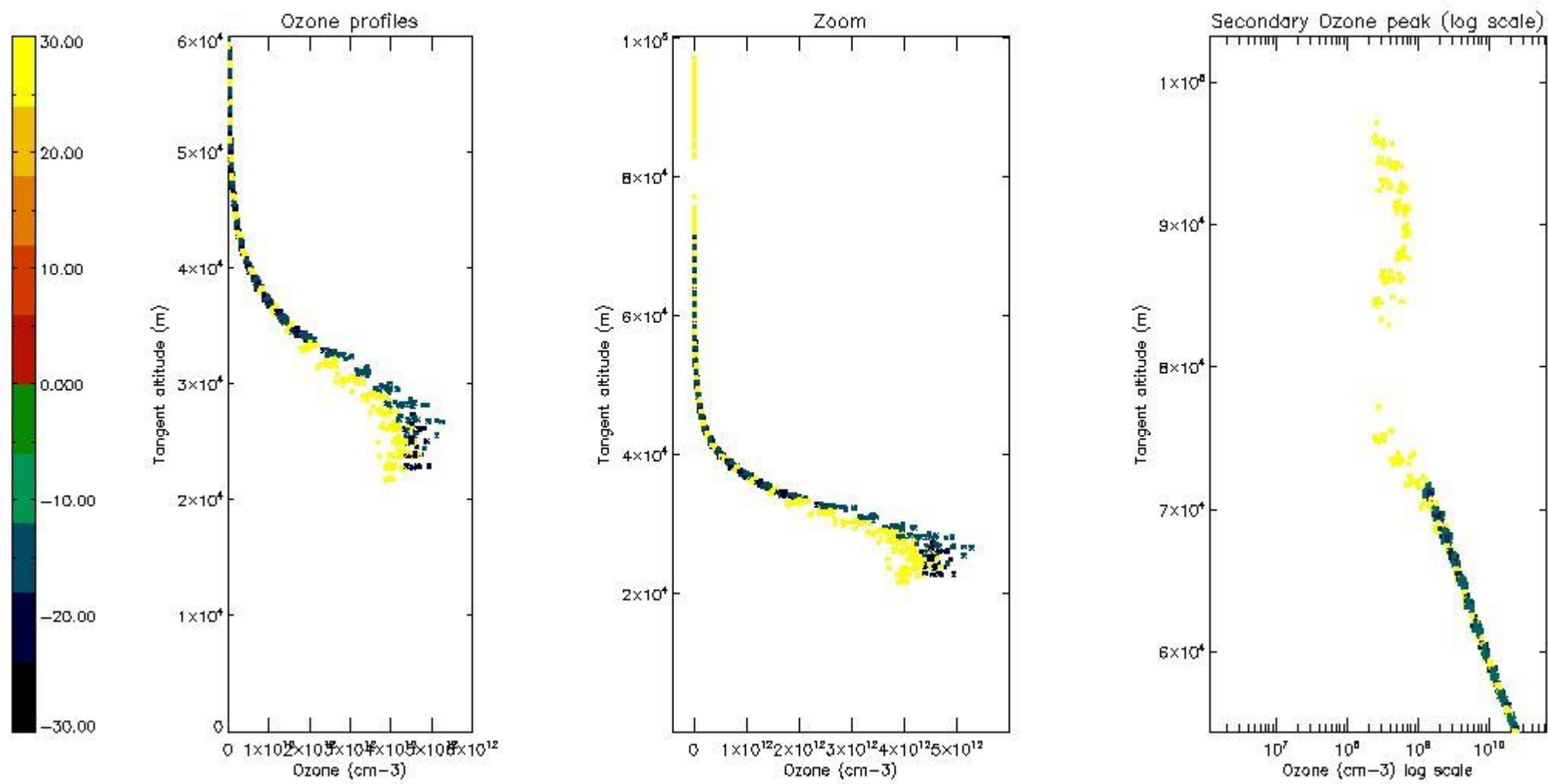
*5.4 Plot ozone profiles where STD < 10% (dark without errors)*

The colorbar represents the latitude.



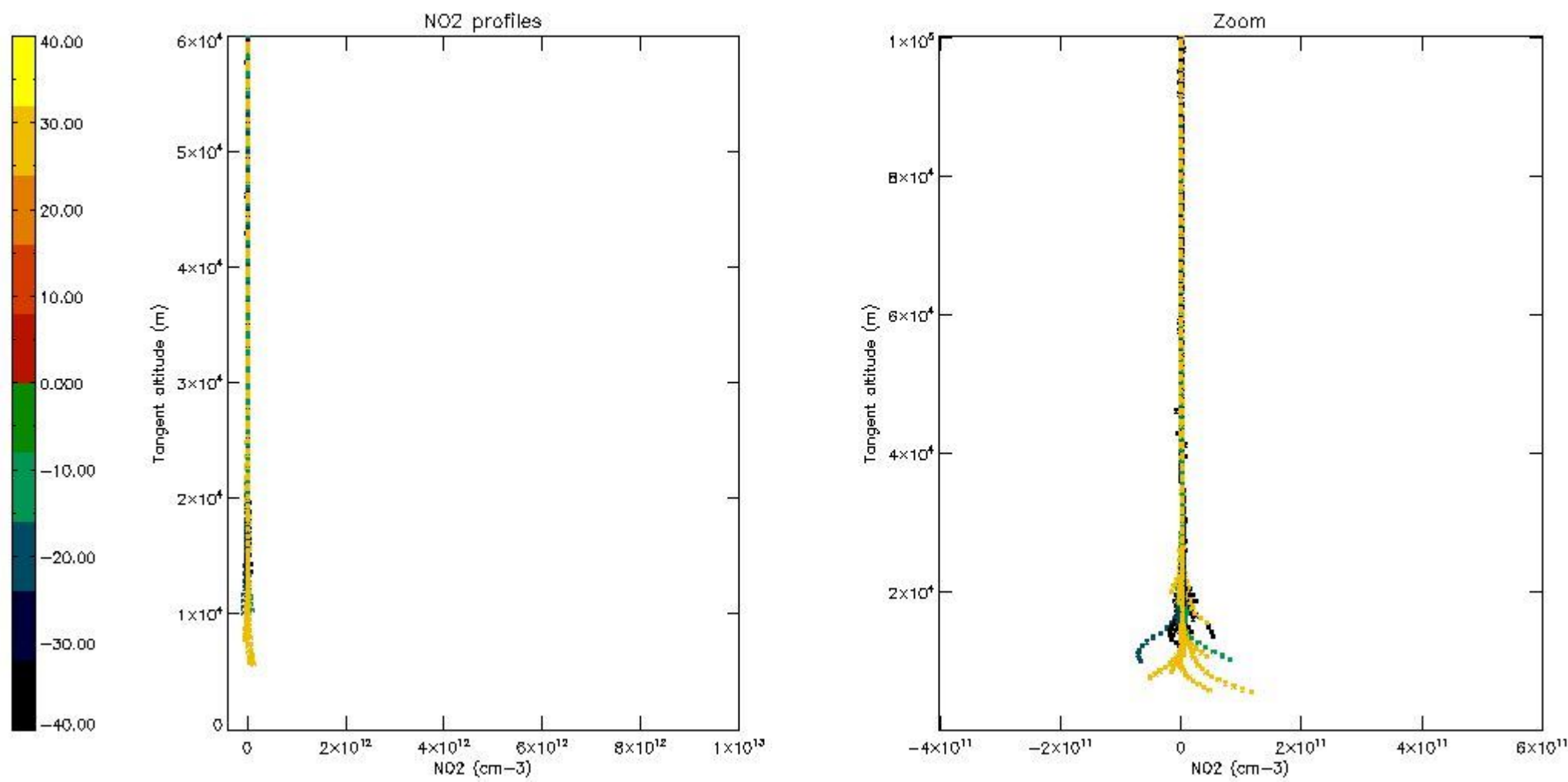
*5.5 Plot ozone profiles where  $STD < 5\%$  (dark without errors)*

The colorbar represents the latitude.



*5.6 Plot NO<sub>2</sub> profiles for all STD (dark without errors)*

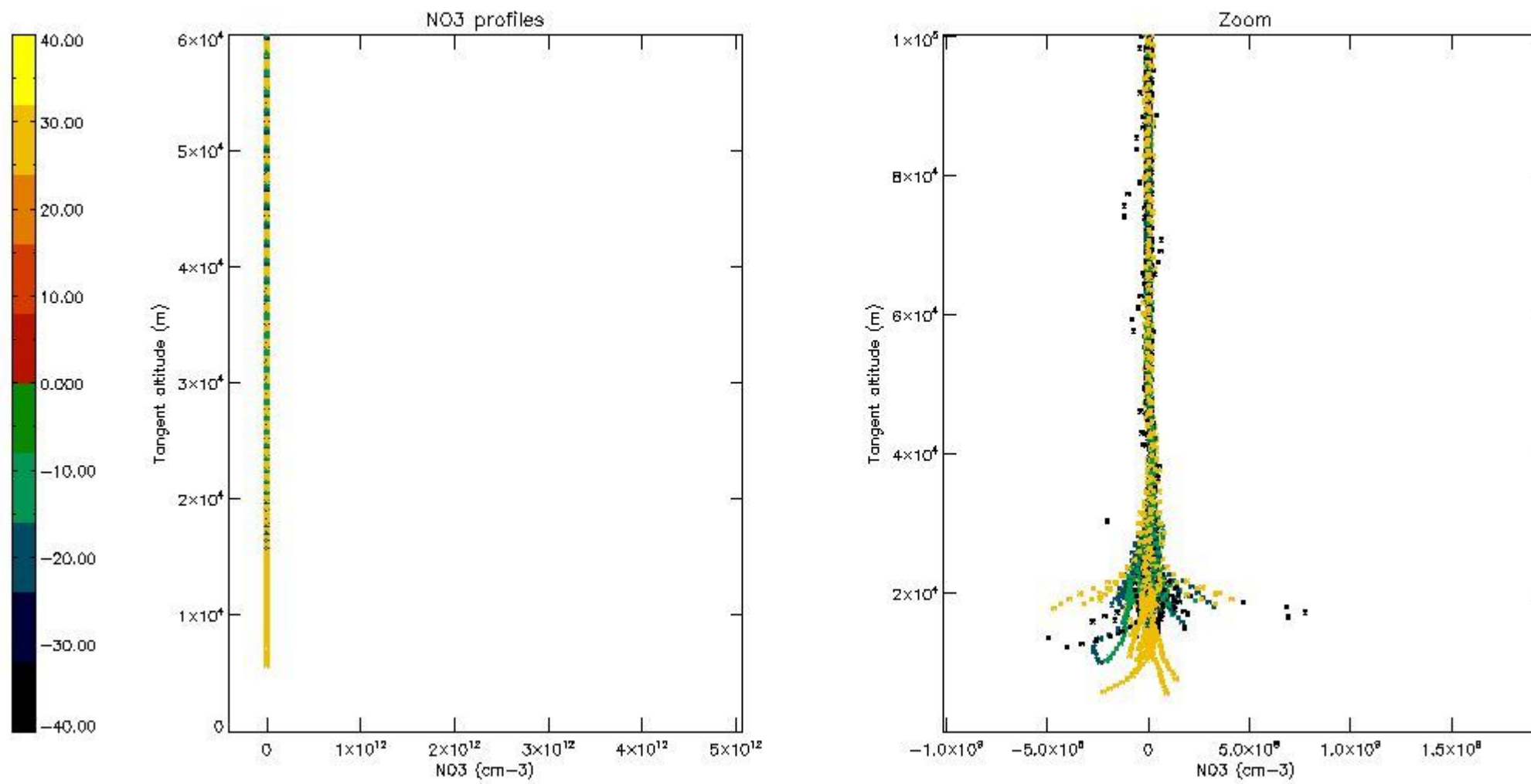
The colorbar represents the latitude.



*5.7 Plot NO3 profiles for all STD (dark without errors)*

The colorbar represents the latitude.





## 6. Auxiliary Data Files used for the production reported in section 2

The number reported in the third column indicates since which file (see list in section 2) the corresponding auxiliary file has been used. The fourth column is the date of those product files.

Type	Auxiliary Filename	Used since product	Used since product date
INST_PHYS_CHARACTERISTICS	GOM_INS_AXVIEC20091111_143220_20030716_120000_20500101_000000	1	19-OCT-2005 00:04:56
LEVEL-2_PROC_CONFIG	GOM_PR2_AXVIEC20091111_152718_20020301_000000_20500101_000000	1	19-OCT-2005 00:04:56
CROSS_SECTIONS_FILE	GOM_CRS_AXVIEC20091111_154832_20020301_000000_20500101_000000	1	19-OCT-2005 00:04:56

# GOMOS Level 2 Daily Report

## SUMMARY

### [1. General Info](#)

### [2. Summary of processed GOM\\_NL\\_2P products](#)

### [3. Level 2 Quality information per product](#)

#### [3.1 Plot of level 2 quality information per product \(time dependant\)](#)

#### [3.2 Plot of level 2 quality information per product \(world map\)](#)

### [4. Level 1 Quality information per product \(stored on level 2 products\)](#)

#### [4.1 Plot of level 1 quality information per product \(time dependant\)](#)

##### [4.1.1 Plot of level 1 quality information per product \(time dependant\): ASCENDING](#)

##### [4.1.2 Plot of level 1 quality information per product \(time dependant\): DESCENDING](#)

#### [4.2 Plot of level 1 quality information per product \(world map\)](#)

##### [4.2.1 Plot of level 1 quality information per product \(world map\): ASCENDING](#)

##### [4.2.2 Plot of level 1 quality information per product \(world map\): DESCENDING](#)

### [5. Ozone profiles based on quality statistics and other trace gas profiles](#)

#### [5.1 Ozone statistics based on quality of products](#)

#### [5.2 Plot ozone profiles for all STD \(dark without errors\)](#)

#### [5.3 Plot ozone profiles where STD < 20% \(dark without errors\)](#)

#### [5.4. Plot ozone profiles where STD < 10% \(dark without errors\)](#)

#### [5.5. Plot ozone profiles where STD < 5% \(dark without errors\)](#)

#### [5.6 Plot NO2 profiles for all STD \(dark without errors\)](#)

#### [5.7 Plot NO3 profiles for all STD \(dark without errors\)](#)

#### [5.8 Plot H2O profiles \(only for occultations of stars 1,2,3,4,13,14,16,26,63 dark without errors\) for all STD](#)

### [6. Auxiliary Data Files used for the production reported in section 2](#)

This report presents the daily analysis on parameters extracted from GOMOS level 2 data (GOM\_NL\_\_2P). It is intended to monitor some important parameters that will impact the quality of these products. A list of level 2 products (and content) that have arrived during the reporting day to the PCF is also given.

Item	Value
Time of report generation	18APR2013 11:56:54
Data source version	GOMOS/6.01
Start time of products	19-10-2005 (19OCT2005 00:00:00)
Stop time of products	20-10-2005 (20OCT2005 00:00:00)
Store outputs in DB	Yes
Nb of level 2 prods	218
Nb of prods with errors	0

## 2. Summary of processed GOM\_NL\_\_2P products.

Nr	Filename	UTC Start time	Limb	Duration	Star Id	Star Name	Star Mag	Star Temp	Nb Meas	Orbit	Prod. error
1	GOM_NL__2PRFIN20051019_000456_000000352041_00417_19008_7727.N1	19-OCT-2005 00:04:56	Bright	35.000	140	88Gam Peg	2.8340	26000.	70	19008	No
2	GOM_NL__2PRFIN20051019_000852_000000352041_00417_19008_7728.N1	19-OCT-2005 00:08:52	Bright	35.000	58	21Alp And	2.0730	11000.	70	19008	No
3	GOM_NL__2PRFIN20051019_001647_000000232041_00417_19008_7729.N1	19-OCT-2005 00:16:47	Twilight	23.000	68	18Alp Cas	2.2250	4500.0	46	19008	No
4	GOM_NL__2PRFIN20051019_002554_000000352041_00417_19008_7730.N1	19-OCT-2005 00:25:54	Bright	34.500	49	1Alp UMi	1.9900	6300.0	69	19008	No
5	GOM_NL__2PRFIN20051019_002905_000000352041_00417_19008_7731.N1	19-OCT-2005 00:29:05	Bright	35.000	60	7Bet UMi	2.0810	3950.0	70	19008	No
6	GOM_NL__2PRFIN20051019_003409_000000382041_00417_19008_7732.N1	19-OCT-2005 00:34:09	Bright	37.500	36	50Alp UMa	1.8000	6300.0	75	19008	No
7	GOM_NL__2PRFIN20051019_003543_000000362041_00417_19008_7733.N1	19-OCT-2005 00:35:43	Bright	36.000	82	48Bet UMa	2.3650	10600.	72	19008	No
8	GOM_NL__2PRFIN20051019_003909_000000532041_00417_19008_7734.N1	19-OCT-2005 00:39:09	Bright	53.000	174	52Psi UMa	3.0040	4400.0	106	19008	No
9	GOM_NL__2PRFIN20051019_004600_000000432041_00417_19008_7735.N1	19-OCT-2005 00:46:00	Bright	42.500	96	68Del Leo	2.5600	9300.0	85	19008	No
10	GOM_NL__2PRFIN20051019_010532_000000412041_00417_19008_7736.N1	19-OCT-2005 01:05:32	Dark	41.000	113	Mu Vel	2.6920	5000.0	82	19008	No
11	GOM_NL__2PRFIN20051019_010947_000000472041_00418_19009_7721.N1	19-OCT-2005 01:09:47	Dark	47.000	46	Del Vel	1.9540	10600.	94	19009	No
12	GOM_NL__2PRFIN20051019_011158_000000392041_00418_19009_7722.N1	19-OCT-2005 01:11:58	Dark	38.500	29	Bet Car	1.6720	10200.	77	19009	No
13	GOM_NL__2PRFIN20051019_012302_000000372041_00418_19009_7723.N1	19-OCT-2005 01:23:02	Dark	37.000	143	Alp Hyi	2.8570	7200.0	74	19009	No
14	GOM_NL__2PRFIN20051019_012427_000000392041_00418_19009_7724.N1	19-OCT-2005 01:24:27	Dark	39.000	9	Alp Eri	0.45300	24000.	78	19009	No
15	GOM_NL__2PRFIN20051019_012925_000000432041_00418_19009_7725.N1	19-OCT-2005 01:29:25	Straylight	42.500	84	Alp Phe	2.3970	4500.0	85	19009	No
16	GOM_NL__2PRFIN20051019_013559_000000432041_00418_19009_7726.N1	19-OCT-2005 01:35:59	Straylight	42.500	52	16Bet Cet	2.0370	4500.0	85	19009	No
17	GOM_NL__2PRFIN20051019_014532_000000372041_00418_19009_7727.N1	19-OCT-2005 01:45:32	Bright	36.500	140	88Gam Peg	2.8340	26000.	73	19009	No
18	GOM_NL__2PRFIN20051019_014928_000000362041_00418_19009_7728.N1	19-OCT-2005 01:49:28	Bright	35.500	58	21Alp And	2.0730	11000.	71	19009	No
19	GOM_NL__2PRFIN20051019_015723_000000232041_00418_19009_7729.N1	19-OCT-2005 01:57:23	Twilight	23.000	68	18Alp Cas	2.2250	4500.0	46	19009	No
20	GOM_NL__2PRFIN20051019_020630_000000322041_00418_19009_7730.N1	19-OCT-2005 02:06:30	Bright	32.000	49	1Alp UMi	1.9900	6300.0	64	19009	No
21	GOM_NL__2PRFIN20051019_020941_000000372041_00418_19009_7731.N1	19-OCT-2005 02:09:41	Bright	36.500	60	7Bet UMi	2.0810	3950.0	73	19009	No
22	GOM_NL__2PRFIN20051019_021445_000000372041_00418_19009_7732.N1	19-OCT-2005 02:14:45	Bright	37.000	36	50Alp UMa	1.8000	6300.0	74	19009	No
23	GOM_NL__2PRFIN20051019_021619_000000372041_00418_19009_7733.N1	19-OCT-2005 02:16:19	Bright	37.000	82	48Bet UMa	2.3650	10600.	74	19009	No
24	GOM_NL__2PRFIN20051019_021945_000000392041_00418_19009_7734.N1	19-OCT-2005 02:19:45	Bright	38.500	174	52Psi UMa	3.0040	4400.0	77	19009	No
25	GOM_NL__2PRFIN20051019_022636_000000342041_00418_19009_7735.N1	19-OCT-2005 02:26:36	Bright	34.000	96	68Del Leo	2.5600	9300.0	68	19009	No
26	GOM_NL__2PRFIN20051019_024608_000000392041_00418_19009_7736.N1	19-OCT-2005 02:46:08	Dark	39.000	113	Mu Vel	2.6920	5000.0	78	19009	No
27	GOM_NL__2PRFIN20051019_025023_000000402041_00419_19010_7721.N1	19-OCT-2005 02:50:23	Dark	39.500	46	Del Vel	1.9540	10600.	79	19010	No
28	GOM_NL__2PRFIN20051019_025234_000000372041_00419_19010_7722.N1	19-OCT-2005 02:52:34	Dark	36.500	29	Bet Car	1.6720	10200.	73	19010	No
29	GOM_NL__2PRFIN20051019_030338_000000372041_00419_19010_7723.N1	19-OCT-2005 03:03:38	Dark	36.500	143	Alp Hyi	2.8570	7200.0	73	19010	No
30	GOM_NL__2PRFIN20051019_030504_000000502041_00419_19010_7724.N1	19-OCT-2005 03:05:04	Dark	49.500	9	Alp Eri	0.45300	24000.	99	19010	No
31	GOM_NL__2PRFIN20051019_031001_000000382041_00419_19010_7725.N1	19-OCT-2005 03:10:01	Straylight	38.000	84	Alp Phe	2.3970	4500.0	76	19010	No
32	GOM_NL__2PRFIN20051019_031635_000000432041_00419_19010_7726.N1	19-OCT-2005 03:16:35	Straylight	42.500	52	16Bet Cet	2.0370	4500.0	85	19010	No
33	GOM_NL__2PRFIN20051019_032608_000000352041_00419_19010_7727.N1	19-OCT-2005 03:26:08	Bright	35.000	140	88Gam Peg	2.8340	26000.	70	19010	No
34	GOM_NL__2PRFIN20051019_033004_000000372041_00419_19010_7728.N1	19-OCT-2005 03:30:04	Bright	36.500	58	21Alp And	2.0730	11000.	73	19010	No
35	GOM_NL__2PRFIN20051019_033759_000000332041_00419_19010_7729.N1	19-OCT-2005 03:37:59	Bright	33.000	68	18Alp Cas	2.2250	4500.0	66	19010	No
36	GOM_NL__2PRFIN20051019_034706_000000362041_00419_19010_7730.N1	19-OCT-2005 03:47:06	Bright	35.500	49	1Alp UMi	1.9900	6300.0	71	19010	No
37	GOM_NL__2PRFIN20051019_035017_000000382041_00419_19010_7731.N1	19-OCT-2005 03:50:17	Bright	38.000	60	7Bet UMi	2.0810	3950.0	76	19010	No
38	GOM_NL__2PRFIN20051019_035521_000000532041_00419_19010_7732.N1	19-OCT-2005 03:55:21	Bright	53.000	36	50Alp UMa	1.8000	6300.0	106	19010	No
39	GOM_NL__2PRFIN20051019_035655_000000372041_00419_19010_7733.N1	19-OCT-2005 03:56:55	Bright	36.500	82	48Bet UMa	2.3650	10600.	73	19010	No
40	GOM_NL__2PRFIN20051019_040021_000000352041_00419_19010_7734.N1	19-OCT-2005 04:00:21	Bright	34.500	174	52Psi UMa	3.0040	4400.0	69	19010	No
41	GOM_NL__2PRFIN20051019_040712_000000352041_00419_19010_7735.N1	19-OCT-2005 04:07:12	Bright	34.500	96	68Del Leo	2.5600	9300.0	69	19010	No
42	GOM_NL__2PRFIN20051019_042644_000000402041_00419_19010_7736.N1	19-OCT-2005 04:26:44	Dark	39.500	113	Mu Vel	2.6920	5000.0	79	19010	No

43	GOM_NL__2PRFIN20051019_043059_000000402041_00420_19011_7741.N1	19-OCT-2005 04:30:59	Dark	39.500	46	Del Vel	1.9540	10600.	79	19011	No
44	GOM_NL__2PRFIN20051019_043311_000000372041_00420_19011_7742.N1	19-OCT-2005 04:33:11	Dark	37.000	29	Bet Car	1.6720	10200.	74	19011	No
45	GOM_NL__2PRFIN20051019_044414_000000382041_00420_19011_7743.N1	19-OCT-2005 04:44:14	Dark	37.500	143	Alp Hyi	2.8570	7200.0	75	19011	No
46	GOM_NL__2PRFIN20051019_044540_000000432041_00420_19011_7744.N1	19-OCT-2005 04:45:40	Dark	42.500	9	Alp Eri	0.45300	24000.	85	19011	No
47	GOM_NL__2PRFIN20051019_045037_000000432041_00420_19011_7745.N1	19-OCT-2005 04:50:37	Straylight	42.500	84	Alp Phe	2.3970	4500.0	85	19011	No
48	GOM_NL__2PRFIN20051019_045711_000000382041_00420_19011_7746.N1	19-OCT-2005 04:57:11	Straylight	38.000	52	16Bet Cet	2.0370	4500.0	76	19011	No
49	GOM_NL__2PRFIN20051019_050644_000000362041_00420_19011_7747.N1	19-OCT-2005 05:06:44	Bright	36.000	140	88Gam Peg	2.8340	26000.	72	19011	No
50	GOM_NL__2PRFIN20051019_051040_000000362041_00420_19011_7748.N1	19-OCT-2005 05:10:40	Bright	35.500	58	21Alp And	2.0730	11000.	71	19011	No
51	GOM_NL__2PRFIN20051019_051835_000000332041_00420_19011_7749.N1	19-OCT-2005 05:18:35	Bright	33.000	68	18Alp Cas	2.2250	4500.0	66	19011	No
52	GOM_NL__2PRFIN20051019_052742_000000362041_00420_19011_7750.N1	19-OCT-2005 05:27:42	Bright	35.500	49	1Alp UMi	1.9900	6300.0	71	19011	No
53	GOM_NL__2PRFIN20051019_053054_000000362041_00420_19011_7751.N1	19-OCT-2005 05:30:54	Bright	36.000	60	7Bet UMi	2.0810	3950.0	72	19011	No
54	GOM_NL__2PRFIN20051019_053557_000000362041_00420_19011_7752.N1	19-OCT-2005 05:35:57	Bright	36.000	36	50Alp UMa	1.8000	6300.0	72	19011	No
55	GOM_NL__2PRFIN20051019_053731_000000342041_00420_19011_7753.N1	19-OCT-2005 05:37:31	Bright	34.000	82	48Bet UMa	2.3650	10600.	68	19011	No
56	GOM_NL__2PRFIN20051019_054057_000000352041_00420_19011_7754.N1	19-OCT-2005 05:40:57	Bright	34.500	174	52Psi UMa	3.0040	4400.0	69	19011	No
57	GOM_NL__2PRFIN20051019_054748_000000342041_00420_19011_7755.N1	19-OCT-2005 05:47:48	Bright	34.000	96	68Del Leo	2.5600	9300.0	68	19011	No
58	GOM_NL__2PRFIN20051019_060720_000000382041_00420_19011_7756.N1	19-OCT-2005 06:07:20	Dark	38.000	113	Mu Vel	2.6920	5000.0	76	19011	No
59	GOM_NL__2PRFIN20051019_061136_000000402041_00421_19012_7785.N1	19-OCT-2005 06:11:36	Dark	40.000	46	Del Vel	1.9540	10600.	80	19012	No
60	GOM_NL__2PRFIN20051019_061347_000000372041_00421_19012_7786.N1	19-OCT-2005 06:13:47	Dark	37.000	29	Bet Car	1.6720	10200.	74	19012	No
61	GOM_NL__2PRFIN20051019_062450_000000382041_00421_19012_7787.N1	19-OCT-2005 06:24:50	Dark	37.500	143	Alp Hyi	2.8570	7200.0	75	19012	No
62	GOM_NL__2PRFIN20051019_062616_000000472041_00421_19012_7788.N1	19-OCT-2005 06:26:16	Dark	46.500	9	Alp Eri	0.45300	24000.	93	19012	No
63	GOM_NL__2PRFIN20051019_063113_000000422041_00421_19012_7789.N1	19-OCT-2005 06:31:13	Straylight	42.000	84	Alp Phe	2.3970	4500.0	84	19012	No
64	GOM_NL__2PRFIN20051019_063747_000000422041_00421_19012_7790.N1	19-OCT-2005 06:37:47	Straylight	42.000	52	16Bet Cet	2.0370	4500.0	84	19012	No
65	GOM_NL__2PRFIN20051019_064721_000000372041_00421_19012_7791.N1	19-OCT-2005 06:47:21	Bright	36.500	140	88Gam Peg	2.8340	26000.	73	19012	No
66	GOM_NL__2PRFIN20051019_065116_000000362041_00421_19012_7792.N1	19-OCT-2005 06:51:16	Bright	36.000	58	21Alp And	2.0730	11000.	72	19012	No
67	GOM_NL__2PRFIN20051019_065911_000000372041_00421_19012_7793.N1	19-OCT-2005 06:59:11	Bright	36.500	68	18Alp Cas	2.2250	4500.0	73	19012	No
68	GOM_NL__2PRFIN20051019_070818_000000362041_00421_19012_7794.N1	19-OCT-2005 07:08:18	Bright	35.500	49	1Alp UMi	1.9900	6300.0	71	19012	No
69	GOM_NL__2PRFIN20051019_071130_000000392041_00421_19012_7795.N1	19-OCT-2005 07:11:30	Bright	38.500	60	7Bet UMi	2.0810	3950.0	77	19012	No
70	GOM_NL__2PRFIN20051019_071633_000000342041_00421_19012_7796.N1	19-OCT-2005 07:16:33	Bright	34.000	36	50Alp UMa	1.8000	6300.0	68	19012	No
71	GOM_NL__2PRFIN20051019_071807_000000362041_00421_19012_7797.N1	19-OCT-2005 07:18:07	Bright	36.000	82	48Bet UMa	2.3650	10600.	72	19012	No
72	GOM_NL__2PRFIN20051019_072133_000000352041_00421_19012_7798.N1	19-OCT-2005 07:21:33	Bright	35.000	174	52Psi UMa	3.0040	4400.0	70	19012	No
73	GOM_NL__2PRFIN20051019_072825_000000342041_00421_19012_7799.N1	19-OCT-2005 07:28:25	Bright	33.500	96	68Del Leo	2.5600	9300.0	67	19012	No
74	GOM_NL__2PRFIN20051019_074757_000000412041_00421_19012_7800.N1	19-OCT-2005 07:47:57	Dark	40.500	113	Mu Vel	2.6920	5000.0	81	19012	No
75	GOM_NL__2PRFIN20051019_075213_000000422041_00422_19013_7740.N1	19-OCT-2005 07:52:13	Dark	41.500	46	Del Vel	1.9540	10600.	83	19013	No
76	GOM_NL__2PRFIN20051019_075423_000000392041_00422_19013_7741.N1	19-OCT-2005 07:54:23	Dark	38.500	29	Bet Car	1.6720	10200.	77	19013	No
77	GOM_NL__2PRFIN20051019_080527_000000402041_00422_19013_7742.N1	19-OCT-2005 08:05:27	Dark	40.000	143	Alp Hyi	2.8570	7200.0	80	19013	No
78	GOM_NL__2PRFIN20051019_080652_000000432041_00422_19013_7743.N1	19-OCT-2005 08:06:52	Dark	43.000	9	Alp Eri	0.45300	24000.	86	19013	No
79	GOM_NL__2PRFIN20051019_081149_000000432041_00422_19013_7744.N1	19-OCT-2005 08:11:49	Straylight	43.000	84	Alp Phe	2.3970	4500.0	86	19013	No
80	GOM_NL__2PRFIN20051019_081823_000000432041_00422_19013_7745.N1	19-OCT-2005 08:18:23	Straylight	43.000	52	16Bet Cet	2.0370	4500.0	86	19013	No
81	GOM_NL__2PRFIN20051019_082757_000000362041_00422_19013_7746.N1	19-OCT-2005 08:27:57	Bright	35.500	140	88Gam Peg	2.8340	26000.	71	19013	No
82	GOM_NL__2PRFIN20051019_083152_000000372041_00422_19013_7747.N1	19-OCT-2005 08:31:52	Bright	37.000	58	21Alp And	2.0730	11000.	74	19013	No
83	GOM_NL__2PRFIN20051019_083946_000000362041_00422_19013_7748.N1	19-OCT-2005 08:39:46	Bright	35.500	68	18Alp Cas	2.2250	4500.0	71	19013	No
84	GOM_NL__2PRFIN20051019_084854_000000342041_00422_19013_7749.N1	19-OCT-2005 08:48:54	Bright	34.000	49	1Alp UMi	1.9900	6300.0	68	19013	No
85	GOM_NL__2PRFIN20051019_085206_000000362041_00422_19013_7750.N1	19-OCT-2005 08:52:06	Bright	36.000	60	7Bet UMi	2.0810	3950.0	72	19013	No
86	GOM_NL__2PRFIN20051019_085708_000000382041_00422_19013_7751.N1	19-OCT-2005 08:57:08	Bright	37.500	36	50Alp UMa	1.8000	6300.0	75	19013	No
87	GOM_NL__2PRFIN20051019_085842_000000372041_00422_19013_7752.N1	19-OCT-2005 08:58:42	Bright	37.000	82	48Bet UMa	2.3650	10600.	74	19013	No
88	GOM_NL__2PRFIN20051019_090209_000000342041_00422_19013_7753.N1	19-OCT-2005 09:02:09	Bright	34.000	174	52Psi UMa	3.0040	4400.0	68	19013	No
89	GOM_NL__2PRFIN20051019_090901_000000332041_00422_19013_7754.N1	19-OCT-2005 09:09:01	Bright	33.000	96	68Del Leo	2.5600	9300.0	66	19013	No
90	GOM_NL__2PRFIN20051019_092833_000000392041_00422_19013_7755.N1	19-OCT-2005 09:28:33	Dark	38.500	113	Mu Vel	2.6920	5000.0	77	19013	No
91	GOM_NL__2PRFIN20051019_093249_000000402041_00423_19014_7740.N1	19-OCT-2005 09:32:49	Dark	39.500	46	Del Vel	1.9540	10600.	79	19014	No
92	GOM_NL__2PRFIN20051019_093459_000000372041_00423_19014_7741.N1	19-OCT-2005 09:34:59	Dark	37.000	29	Bet Car	1.6720	10200.	74	19014	No
93	GOM_NL__2PRFIN20051019_094603_000000382041_00423_19014_7742.N1	19-OCT-2005 09:46:03	Dark	38.000	143	Alp Hyi	2.8570	7200.0	76	19014	No
94	GOM_NL__2PRFIN20051019_094729_000000412041_00423_19014_7743.N1	19-OCT-2005 09:47:29	Dark	41.000	9	Alp Eri	0.45300	24000.	82	19014	No
95	GOM_NL__2PRFIN20051019_095225_000000432041_00423_19014_7744.N1	19-OCT-2005 09:52:25	Straylight	43.000	84	Alp Phe	2.3970	4500.0	86	19014	No
96	GOM_NL__2PRFIN20051019_095859_000000452041_00423_19014_7745.N1	19-OCT-2005 09:58:59	Straylight	45.000	52	16Bet Cet	2.0370	4500.0	90	19014	No
97	GOM_NL__2PRFIN20051019_100833_000000362041_00423_19014_7746.N1	19-OCT-2005 10:08:33	Bright	35.500	140	88Gam Peg	2.8340	26000.	71	19014	No
98	GOM_NL__2PRFIN20051019_101228_000000372041_00423_19014_7747.N1	19-OCT-2005 10:12:28	Bright	36.500	58	21Alp And	2.0730	11000.	73	19014	No
99	GOM_NL__2PRFIN20051019_102022_000000372041_00423_19014_7748.N1	19-OCT-2005 10:20:22	Bright	36.500	68	18Alp Cas	2.2250	4500.0	73	19014	No
100	GOM_NL__2PRFIN20051019_102929_000000362041_00423_19014_7749.N1	19-OCT-2005 10:29:29	Bright	36.000	49	1Alp UMi	1.9900	6300.0	72	19014	No
101	GOM_NL__2PRFIN20051019_103242_000000362041_00423_19014_7750.N1	19-OCT-2005 10:32:42	Bright	36.000	60	7Bet UMi	2.0810	3950.0	72	19014	No

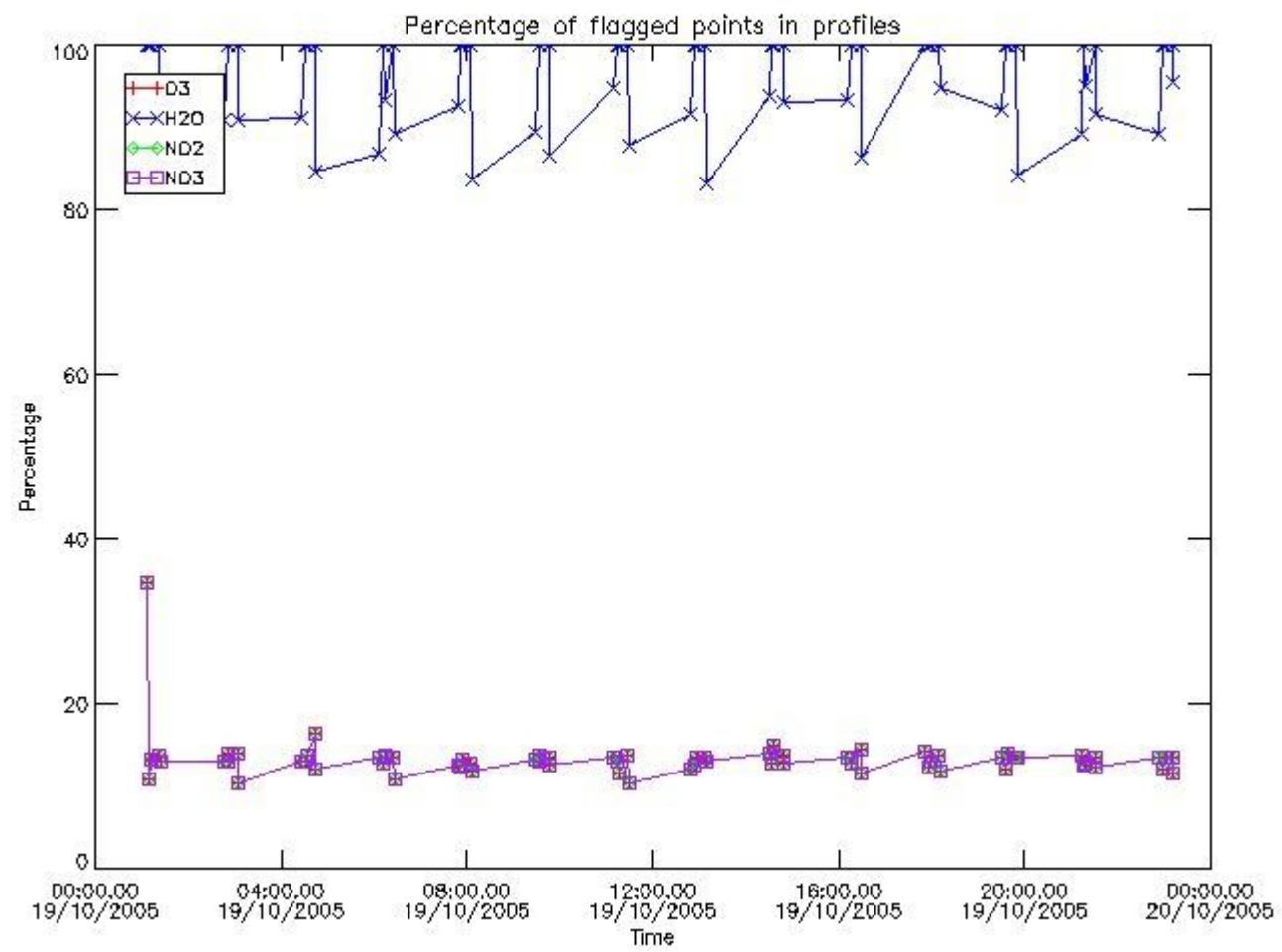
102	GOM_NL__2PRFIN20051019_103744_000000362041_00423_19014_7751.N1	19-OCT-2005 10:37:44	Bright	35.500	36	50Alp UMa	1.8000	6300.0	71	19014	No
103	GOM_NL__2PRFIN20051019_103918_000000342041_00423_19014_7752.N1	19-OCT-2005 10:39:18	Bright	34.000	82	48Bet UMa	2.3650	10600.	68	19014	No
104	GOM_NL__2PRFIN20051019_104245_000000352041_00423_19014_7753.N1	19-OCT-2005 10:42:45	Bright	34.500	174	52Psi UMa	3.0040	4400.0	69	19014	No
105	GOM_NL__2PRFIN20051019_104937_000000322041_00423_19014_7754.N1	19-OCT-2005 10:49:37	Bright	32.000	96	68Del Leo	2.5600	9300.0	64	19014	No
106	GOM_NL__2PRFIN20051019_110909_000000382041_00423_19014_7755.N1	19-OCT-2005 11:09:09	Dark	38.000	113	Mu Vel	2.6920	5000.0	76	19014	No
107	GOM_NL__2PRFIN20051019_111325_000000392041_00424_19015_7740.N1	19-OCT-2005 11:13:25	Dark	39.000	46	Del Vel	1.9540	10600.	78	19015	No
108	GOM_NL__2PRFIN20051019_111535_000000442041_00424_19015_7741.N1	19-OCT-2005 11:15:35	Dark	44.000	29	Bet Car	1.6720	10200.	88	19015	No
109	GOM_NL__2PRFIN20051019_112639_000000372041_00424_19015_7742.N1	19-OCT-2005 11:26:39	Dark	37.000	143	Alp Hyi	2.8570	7200.0	74	19015	No
110	GOM_NL__2PRFIN20051019_112805_000000492041_00424_19015_7743.N1	19-OCT-2005 11:28:05	Dark	49.000	9	Alp Eri	0.45300	24000.	98	19015	No
111	GOM_NL__2PRFIN20051019_113301_000000352041_00424_19015_7744.N1	19-OCT-2005 11:33:01	Straylight	35.000	84	Alp Phe	2.3970	4500.0	70	19015	No
112	GOM_NL__2PRFIN20051019_113935_000000392041_00424_19015_7745.N1	19-OCT-2005 11:39:35	Straylight	39.000	52	16Bet Cet	2.0370	4500.0	78	19015	No
113	GOM_NL__2PRFIN20051019_114909_000000362041_00424_19015_7746.N1	19-OCT-2005 11:49:09	Bright	35.500	140	88Gam Peg	2.8340	26000.	71	19015	No
114	GOM_NL__2PRFIN20051019_115304_000000362041_00424_19015_7747.N1	19-OCT-2005 11:53:04	Bright	36.000	58	21Alp And	2.0730	11000.	72	19015	No
115	GOM_NL__2PRFIN20051019_120058_000000372041_00424_19015_7748.N1	19-OCT-2005 12:00:58	Bright	37.000	68	18Alp Cas	2.2250	4500.0	74	19015	No
116	GOM_NL__2PRFIN20051019_121005_000000372041_00424_19015_7749.N1	19-OCT-2005 12:10:05	Bright	37.000	49	1Alp UMi	1.9900	6300.0	74	19015	No
117	GOM_NL__2PRFIN20051019_121318_000000382041_00424_19015_7750.N1	19-OCT-2005 12:13:18	Bright	37.500	60	7Bet UMi	2.0810	3950.0	75	19015	No
118	GOM_NL__2PRFIN20051019_121820_000000382041_00424_19015_7751.N1	19-OCT-2005 12:18:20	Bright	38.000	36	50Alp UMa	1.8000	6300.0	76	19015	No
119	GOM_NL__2PRFIN20051019_121954_000000362041_00424_19015_7752.N1	19-OCT-2005 12:19:54	Bright	36.000	82	48Bet UMa	2.3650	10600.	72	19015	No
120	GOM_NL__2PRFIN20051019_122321_000000342041_00424_19015_7753.N1	19-OCT-2005 12:23:21	Bright	34.000	174	52Psi UMa	3.0040	4400.0	68	19015	No
121	GOM_NL__2PRFIN20051019_123013_000000342041_00424_19015_7754.N1	19-OCT-2005 12:30:13	Bright	34.000	96	68Del Leo	2.5600	9300.0	68	19015	No
122	GOM_NL__2PRFIN20051019_124945_000000422041_00424_19015_7755.N1	19-OCT-2005 12:49:45	Dark	42.000	113	Mu Vel	2.6920	5000.0	84	19015	No
123	GOM_NL__2PRFIN20051019_125402_000000412041_00425_19016_7740.N1	19-OCT-2005 12:54:02	Dark	40.500	46	Del Vel	1.9540	10600.	81	19016	No
124	GOM_NL__2PRFIN20051019_125611_000000382041_00425_19016_7741.N1	19-OCT-2005 12:56:11	Dark	37.500	29	Bet Car	1.6720	10200.	75	19016	No
125	GOM_NL__2PRFIN20051019_130715_000000382041_00425_19016_7742.N1	19-OCT-2005 13:07:15	Dark	38.000	143	Alp Hyi	2.8570	7200.0	76	19016	No
126	GOM_NL__2PRFIN20051019_130841_000000392041_00425_19016_7743.N1	19-OCT-2005 13:08:41	Dark	39.000	9	Alp Eri	0.45300	24000.	78	19016	No
127	GOM_NL__2PRFIN20051019_131337_000000432041_00425_19016_7744.N1	19-OCT-2005 13:13:37	Straylight	42.500	84	Alp Phe	2.3970	4500.0	85	19016	No
128	GOM_NL__2PRFIN20051019_132011_000000482041_00425_19016_7745.N1	19-OCT-2005 13:20:11	Straylight	47.500	52	16Bet Cet	2.0370	4500.0	95	19016	No
129	GOM_NL__2PRFIN20051019_132944_000000352041_00425_19016_7746.N1	19-OCT-2005 13:29:44	Bright	35.000	140	88Gam Peg	2.8340	26000.	70	19016	No
130	GOM_NL__2PRFIN20051019_133340_000000362041_00425_19016_7747.N1	19-OCT-2005 13:33:40	Bright	36.000	58	21Alp And	2.0730	11000.	72	19016	No
131	GOM_NL__2PRFIN20051019_134134_000000352041_00425_19016_7748.N1	19-OCT-2005 13:41:34	Bright	34.500	68	18Alp Cas	2.2250	4500.0	69	19016	No
132	GOM_NL__2PRFIN20051019_135041_000000362041_00425_19016_7749.N1	19-OCT-2005 13:50:41	Bright	36.000	49	1Alp UMi	1.9900	6300.0	72	19016	No
133	GOM_NL__2PRFIN20051019_135354_000000322041_00425_19016_7750.N1	19-OCT-2005 13:53:54	Bright	32.000	60	7Bet UMi	2.0810	3950.0	64	19016	No
134	GOM_NL__2PRFIN20051019_135856_000000372041_00425_19016_7751.N1	19-OCT-2005 13:58:56	Bright	36.500	36	50Alp UMa	1.8000	6300.0	73	19016	No
135	GOM_NL__2PRFIN20051019_140030_000000372041_00425_19016_7752.N1	19-OCT-2005 14:00:30	Bright	36.500	82	48Bet UMa	2.3650	10600.	73	19016	No
136	GOM_NL__2PRFIN20051019_140357_000000352041_00425_19016_7753.N1	19-OCT-2005 14:03:57	Bright	34.500	174	52Psi UMa	3.0040	4400.0	69	19016	No
137	GOM_NL__2PRFIN20051019_141049_000000342041_00425_19016_7754.N1	19-OCT-2005 14:10:49	Bright	34.000	96	68Del Leo	2.5600	9300.0	68	19016	No
138	GOM_NL__2PRFIN20051019_143021_000000402041_00425_19016_7755.N1	19-OCT-2005 14:30:21	Dark	40.000	113	Mu Vel	2.6920	5000.0	80	19016	No
139	GOM_NL__2PRFIN20051019_143438_000000402041_00426_19017_7740.N1	19-OCT-2005 14:34:38	Dark	40.000	46	Del Vel	1.9540	10600.	80	19017	No
140	GOM_NL__2PRFIN20051019_143648_000000382041_00426_19017_7741.N1	19-OCT-2005 14:36:48	Dark	37.500	29	Bet Car	1.6720	10200.	75	19017	No
141	GOM_NL__2PRFIN20051019_144751_000000372041_00426_19017_7742.N1	19-OCT-2005 14:47:51	Dark	37.000	143	Alp Hyi	2.8570	7200.0	74	19017	No
142	GOM_NL__2PRFIN20051019_144917_000000442041_00426_19017_7743.N1	19-OCT-2005 14:49:17	Dark	44.000	9	Alp Eri	0.45300	24000.	88	19017	No
143	GOM_NL__2PRFIN20051019_145414_000000422041_00426_19017_7744.N1	19-OCT-2005 14:54:14	Straylight	41.500	84	Alp Phe	2.3970	4500.0	83	19017	No
144	GOM_NL__2PRFIN20051019_150047_000000442041_00426_19017_7745.N1	19-OCT-2005 15:00:47	Straylight	43.500	52	16Bet Cet	2.0370	4500.0	87	19017	No
145	GOM_NL__2PRFIN20051019_151020_000000362041_00426_19017_7746.N1	19-OCT-2005 15:10:20	Bright	35.500	140	88Gam Peg	2.8340	26000.	71	19017	No
146	GOM_NL__2PRFIN20051019_151416_000000352041_00426_19017_7747.N1	19-OCT-2005 15:14:16	Bright	35.000	58	21Alp And	2.0730	11000.	70	19017	No
147	GOM_NL__2PRFIN20051019_152209_000000372041_00426_19017_7748.N1	19-OCT-2005 15:22:09	Bright	37.000	68	18Alp Cas	2.2250	4500.0	74	19017	No
148	GOM_NL__2PRFIN20051019_153117_000000352041_00426_19017_7749.N1	19-OCT-2005 15:31:17	Bright	35.000	49	1Alp UMi	1.9900	6300.0	70	19017	No
149	GOM_NL__2PRFIN20051019_153430_000000522041_00426_19017_7750.N1	19-OCT-2005 15:34:30	Bright	52.000	60	7Bet UMi	2.0810	3950.0	104	19017	No
150	GOM_NL__2PRFIN20051019_153932_000000362041_00426_19017_7751.N1	19-OCT-2005 15:39:32	Bright	36.000	36	50Alp UMa	1.8000	6300.0	72	19017	No
151	GOM_NL__2PRFIN20051019_154106_000000372041_00426_19017_7752.N1	19-OCT-2005 15:41:06	Bright	37.000	82	48Bet UMa	2.3650	10600.	74	19017	No
152	GOM_NL__2PRFIN20051019_154433_000000372041_00426_19017_7753.N1	19-OCT-2005 15:44:33	Bright	37.000	174	52Psi UMa	3.0040	4400.0	74	19017	No
153	GOM_NL__2PRFIN20051019_155125_000000342041_00426_19017_7754.N1	19-OCT-2005 15:51:25	Bright	34.000	96	68Del Leo	2.5600	9300.0	68	19017	No
154	GOM_NL__2PRFIN20051019_161057_000000382041_00426_19017_7755.N1	19-OCT-2005 16:10:57	Dark	38.000	113	Mu Vel	2.6920	5000.0	76	19017	No
155	GOM_NL__2PRFIN20051019_161515_000000402041_00427_19018_7740.N1	19-OCT-2005 16:15:15	Dark	40.000	46	Del Vel	1.9540	10600.	80	19018	No
156	GOM_NL__2PRFIN20051019_161724_000000382041_00427_19018_7741.N1	19-OCT-2005 16:17:24	Dark	37.500	29	Bet Car	1.6720	10200.	75	19018	No
157	GOM_NL__2PRFIN20051019_162828_000000392041_00427_19018_7742.N1	19-OCT-2005 16:28:28	Dark	38.500	143	Alp Hyi	2.8570	7200.0	77	19018	No
158	GOM_NL__2PRFIN20051019_162953_000000442041_00427_19018_7743.N1	19-OCT-2005 16:29:53	Dark	44.000	9	Alp Eri	0.45300	24000.	88	19018	No
159	GOM_NL__2PRFIN20051019_163450_000000402041_00427_19018_7744.N1	19-OCT-2005 16:34:50	Straylight	39.500	84	Alp Phe	2.3970	4500.0	79	19018	No
160	GOM_NL__2PRFIN20051019_164123_000000482041_00427_19018_7745.N1	19-OCT-2005 16:41:23	Straylight	48.000	52	16Bet Cet	2.0370	4500.0	96	19018	No

161	GOM_NL__2PRFIN20051019_165056_000000362041_00427_19018_7746.N1	19-OCT-2005 16:50:56	Bright	36.000	140	88Gam Peg	2.8340	26000.	72	19018	No
162	GOM_NL__2PRFIN20051019_165452_000000362041_00427_19018_7747.N1	19-OCT-2005 16:54:52	Bright	35.500	58	21Alp And	2.0730	11000.	71	19018	No
163	GOM_NL__2PRFIN20051019_170245_000000382041_00427_19018_7748.N1	19-OCT-2005 17:02:45	Bright	37.500	68	18Alp Cas	2.2250	4500.0	75	19018	No
164	GOM_NL__2PRFIN20051019_171153_000000362041_00427_19018_7749.N1	19-OCT-2005 17:11:53	Bright	36.000	49	1Alp UMi	1.9900	6300.0	72	19018	No
165	GOM_NL__2PRFIN20051019_171507_000000362041_00427_19018_7750.N1	19-OCT-2005 17:15:07	Bright	36.000	60	7Bet UMi	2.0810	3950.0	72	19018	No
166	GOM_NL__2PRFIN20051019_172008_000000382041_00427_19018_7751.N1	19-OCT-2005 17:20:08	Bright	37.500	36	50Alp UMa	1.8000	6300.0	75	19018	No
167	GOM_NL__2PRFIN20051019_172142_000000532041_00427_19018_7752.N1	19-OCT-2005 17:21:42	Bright	53.000	82	48Bet UMa	2.3650	10600.	106	19018	No
168	GOM_NL__2PRFIN20051019_172509_000000342041_00427_19018_7753.N1	19-OCT-2005 17:25:09	Bright	33.500	174	52Psi UMa	3.0040	4400.0	67	19018	No
169	GOM_NL__2PRFIN20051019_173201_000000332041_00427_19018_7754.N1	19-OCT-2005 17:32:01	Bright	33.000	96	68Del Leo	2.5600	9300.0	66	19018	No
170	GOM_NL__2PRFIN20051019_175134_000000362041_00427_19018_7755.N1	19-OCT-2005 17:51:34	Dark	36.000	113	Mu Vel	2.6920	5000.0	72	19018	No
171	GOM_NL__2PRFIN20051019_175552_000000422041_00428_19019_7740.N1	19-OCT-2005 17:55:52	Dark	41.500	46	Del Vel	1.9540	10600.	83	19019	No
172	GOM_NL__2PRFIN20051019_175800_000000392041_00428_19019_7741.N1	19-OCT-2005 17:58:00	Dark	39.000	29	Bet Car	1.6720	10200.	78	19019	No
173	GOM_NL__2PRFIN20051019_180904_000000372041_00428_19019_7742.N1	19-OCT-2005 18:09:04	Dark	37.000	143	Alp Hyi	2.8570	7200.0	74	19019	No
174	GOM_NL__2PRFIN20051019_181030_000000472041_00428_19019_7743.N1	19-OCT-2005 18:10:30	Dark	47.000	9	Alp Eri	0.45300	24000.	94	19019	No
175	GOM_NL__2PRFIN20051019_181526_000000432041_00428_19019_7744.N1	19-OCT-2005 18:15:26	Straylight	42.500	84	Alp Phe	2.3970	4500.0	85	19019	No
176	GOM_NL__2PRFIN20051019_182200_000000442041_00428_19019_7745.N1	19-OCT-2005 18:22:00	Straylight	44.000	52	16Bet Cet	2.0370	4500.0	88	19019	No
177	GOM_NL__2PRFIN20051019_183132_000000352041_00428_19019_7746.N1	19-OCT-2005 18:31:32	Bright	35.000	140	88Gam Peg	2.8340	26000.	70	19019	No
178	GOM_NL__2PRFIN20051019_183528_000000352041_00428_19019_7747.N1	19-OCT-2005 18:35:28	Bright	34.500	58	21Alp And	2.0730	11000.	69	19019	No
179	GOM_NL__2PRFIN20051019_184321_000000382041_00428_19019_7748.N1	19-OCT-2005 18:43:21	Bright	37.500	68	18Alp Cas	2.2250	4500.0	75	19019	No
180	GOM_NL__2PRFIN20051019_185229_000000372041_00428_19019_7749.N1	19-OCT-2005 18:52:29	Bright	37.000	49	1Alp UMi	1.9900	6300.0	74	19019	No
181	GOM_NL__2PRFIN20051019_185543_000000372041_00428_19019_7750.N1	19-OCT-2005 18:55:43	Bright	36.500	60	7Bet UMi	2.0810	3950.0	73	19019	No
182	GOM_NL__2PRFIN20051019_190044_000000352041_00428_19019_7751.N1	19-OCT-2005 19:00:44	Bright	35.000	36	50Alp UMa	1.8000	6300.0	70	19019	No
183	GOM_NL__2PRFIN20051019_190218_000000362041_00428_19019_7752.N1	19-OCT-2005 19:02:18	Bright	35.500	82	48Bet UMa	2.3650	10600.	71	19019	No
184	GOM_NL__2PRFIN20051019_190545_000000372041_00428_19019_7753.N1	19-OCT-2005 19:05:45	Bright	37.000	174	52Psi UMa	3.0040	4400.0	74	19019	No
185	GOM_NL__2PRFIN20051019_191237_000000422041_00428_19019_7754.N1	19-OCT-2005 19:12:37	Bright	41.500	96	68Del Leo	2.5600	9300.0	83	19019	No
186	GOM_NL__2PRFIN20051019_193210_000000382041_00428_19019_7755.N1	19-OCT-2005 19:32:10	Dark	38.000	113	Mu Vel	2.6920	5000.0	76	19019	No
187	GOM_NL__2PRFIN20051019_193628_000000432041_00429_19020_7740.N1	19-OCT-2005 19:36:28	Dark	42.500	46	Del Vel	1.9540	10600.	85	19020	No
188	GOM_NL__2PRFIN20051019_193836_000000372041_00429_19020_7741.N1	19-OCT-2005 19:38:36	Dark	36.500	29	Bet Car	1.6720	10200.	73	19020	No
189	GOM_NL__2PRFIN20051019_194940_000000382041_00429_19020_7742.N1	19-OCT-2005 19:49:40	Dark	37.500	143	Alp Hyi	2.8570	7200.0	75	19020	No
190	GOM_NL__2PRFIN20051019_195106_000000382041_00429_19020_7743.N1	19-OCT-2005 19:51:06	Dark	37.500	9	Alp Eri	0.45300	24000.	75	19020	No
191	GOM_NL__2PRFIN20051019_211246_000000372041_00429_19020_7744.N1	19-OCT-2005 21:12:46	Dark	37.000	113	Mu Vel	2.6920	5000.0	74	19020	No
192	GOM_NL__2PRFIN20051019_211704_000000412041_00430_19021_7760.N1	19-OCT-2005 21:17:04	Dark	40.500	46	Del Vel	1.9540	10600.	81	19021	No
193	GOM_NL__2PRFIN20051019_211913_000000402041_00430_19021_7761.N1	19-OCT-2005 21:19:13	Dark	40.000	29	Bet Car	1.6720	10200.	80	19021	No
194	GOM_NL__2PRFIN20051019_213016_000000382041_00430_19021_7762.N1	19-OCT-2005 21:30:16	Dark	38.000	143	Alp Hyi	2.8570	7200.0	76	19021	No
195	GOM_NL__2PRFIN20051019_213142_000000422041_00430_19021_7763.N1	19-OCT-2005 21:31:42	Dark	41.500	9	Alp Eri	0.45300	24000.	83	19021	No
196	GOM_NL__2PRFIN20051019_213638_000000442041_00430_19021_7764.N1	19-OCT-2005 21:36:38	Straylight	43.500	84	Alp Phe	2.3970	4500.0	87	19021	No
197	GOM_NL__2PRFIN20051019_214312_000000412041_00430_19021_7765.N1	19-OCT-2005 21:43:12	Straylight	40.500	52	16Bet Cet	2.0370	4500.0	81	19021	No
198	GOM_NL__2PRFIN20051019_215244_000000362041_00430_19021_7766.N1	19-OCT-2005 21:52:44	Bright	35.500	140	88Gam Peg	2.8340	26000.	71	19021	No
199	GOM_NL__2PRFIN20051019_215640_000000362041_00430_19021_7767.N1	19-OCT-2005 21:56:40	Bright	36.000	58	21Alp And	2.0730	11000.	72	19021	No
200	GOM_NL__2PRFIN20051019_220433_000000362041_00430_19021_7768.N1	19-OCT-2005 22:04:33	Bright	36.000	68	18Alp Cas	2.2250	4500.0	72	19021	No
201	GOM_NL__2PRFIN20051019_221341_000000342041_00430_19021_7769.N1	19-OCT-2005 22:13:41	Bright	33.500	49	1Alp UMi	1.9900	6300.0	67	19021	No
202	GOM_NL__2PRFIN20051019_221655_000000372041_00430_19021_7770.N1	19-OCT-2005 22:16:55	Bright	37.000	60	7Bet UMi	2.0810	3950.0	74	19021	No
203	GOM_NL__2PRFIN20051019_222156_000000392041_00430_19021_7771.N1	19-OCT-2005 22:21:56	Bright	38.500	36	50Alp UMa	1.8000	6300.0	77	19021	No
204	GOM_NL__2PRFIN20051019_222330_000000372041_00430_19021_7772.N1	19-OCT-2005 22:23:30	Bright	36.500	82	48Bet UMa	2.3650	10600.	73	19021	No
205	GOM_NL__2PRFIN20051019_222657_000000372041_00430_19021_7773.N1	19-OCT-2005 22:26:57	Bright	36.500	174	52Psi UMa	3.0040	4400.0	73	19021	No
206	GOM_NL__2PRFIN20051019_223350_000000402041_00430_19021_7774.N1	19-OCT-2005 22:33:50	Bright	40.000	96	68Del Leo	2.5600	9300.0	80	19021	No
207	GOM_NL__2PRFIN20051019_225322_000000382041_00430_19021_7775.N1	19-OCT-2005 22:53:22	Dark	37.500	113	Mu Vel	2.6920	5000.0	75	19021	No
208	GOM_NL__2PRFIN20051019_225741_000000432041_00431_19022_7760.N1	19-OCT-2005 22:57:41	Dark	42.500	46	Del Vel	1.9540	10600.	85	19022	No
209	GOM_NL__2PRFIN20051019_225949_000000382041_00431_19022_7761.N1	19-OCT-2005 22:59:49	Dark	38.000	29	Bet Car	1.6720	10200.	76	19022	No
210	GOM_NL__2PRFIN20051019_231052_000000382041_00431_19022_7762.N1	19-OCT-2005 23:10:52	Dark	38.000	143	Alp Hyi	2.8570	7200.0	76	19022	No
211	GOM_NL__2PRFIN20051019_231218_000000452041_00431_19022_7763.N1	19-OCT-2005 23:12:18	Dark	44.500	9	Alp Eri	0.45300	24000.	89	19022	No
212	GOM_NL__2PRFIN20051019_231714_000000402041_00431_19022_7764.N1	19-OCT-2005 23:17:14	Straylight	40.000	84	Alp Phe	2.3970	4500.0	80	19022	No
213	GOM_NL__2PRFIN20051019_232348_000000422041_00431_19022_7765.N1	19-OCT-2005 23:23:48	Straylight	42.000	52	16Bet Cet	2.0370	4500.0	84	19022	No
214	GOM_NL__2PRFIN20051019_233320_000000352041_00431_19022_7766.N1	19-OCT-2005 23:33:20	Bright	35.000	140	88Gam Peg	2.8340	26000.	70	19022	No
215	GOM_NL__2PRFIN20051019_233716_000000362041_00431_19022_7767.N1	19-OCT-2005 23:37:16	Bright	35.500	58	21Alp And	2.0730	11000.	71	19022	No
216	GOM_NL__2PRFIN20051019_234508_000000382041_00431_19022_7768.N1	19-OCT-2005 23:45:08	Bright	37.500	68	18Alp Cas	2.2250	4500.0	75	19022	No
217	GOM_NL__2PRFIN20051019_235417_000000332041_00431_19022_7769.N1	19-OCT-2005 23:54:17	Bright	33.000	49	1Alp UMi	1.9900	6300.0	66	19022	No
218	GOM_NL__2PRFIN20051019_235731_000000372041_00431_19022_7770.N1	19-OCT-2005 23:57:31	Bright	37.000	60	7Bet UMi	2.0810	3950.0	74	19022	No

### 3. Quality information per product

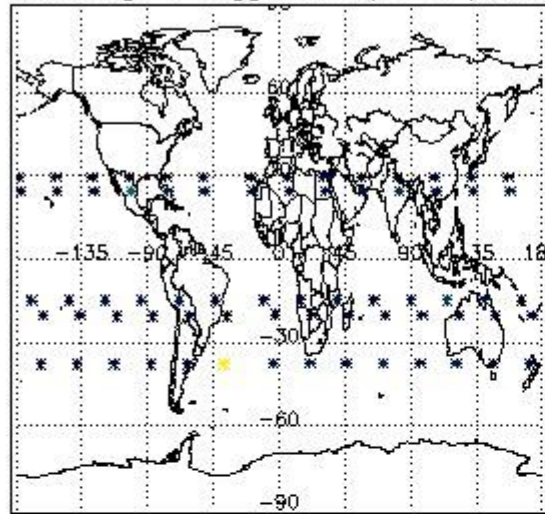
In this section it is plotted some information contained in the Quality Summary data set of the level 2 products. Only products in dark limb conditions and without errors (error flag in the MPH set to "0") are used.

#### 3.1 Plot quality information per product (time dependant)

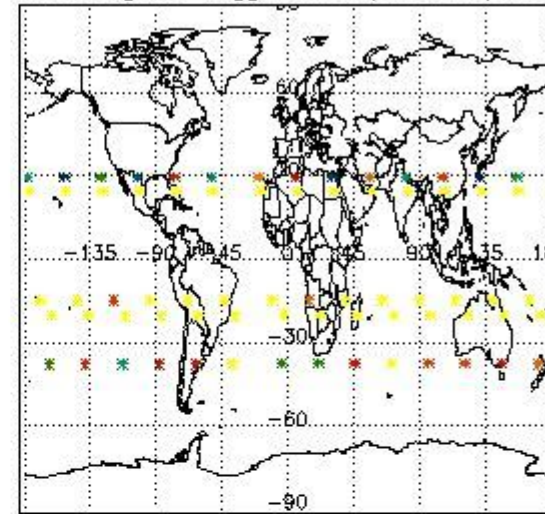


#### 3.2 Plot quality information per product (world map)


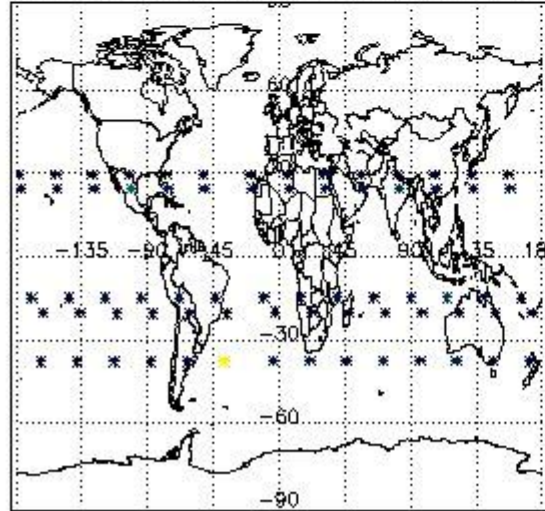
Percentage of flagged data per O3 profile



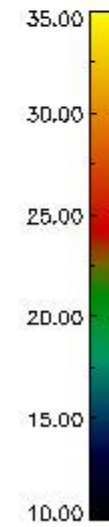
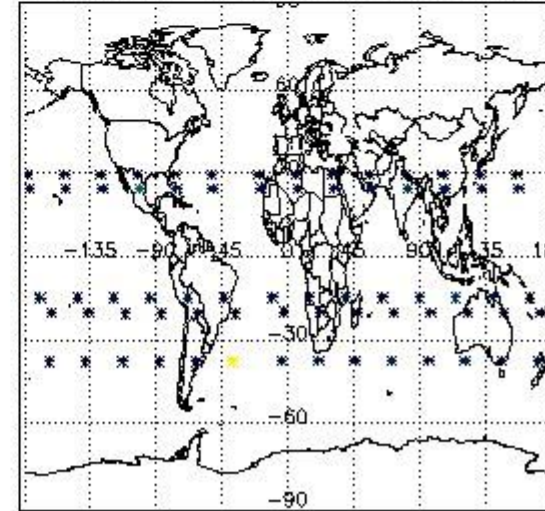
Percentage of flagged data per H2O profile



Percentage of flagged data per NO2 profile



Percentage of flagged data per NO3 profile



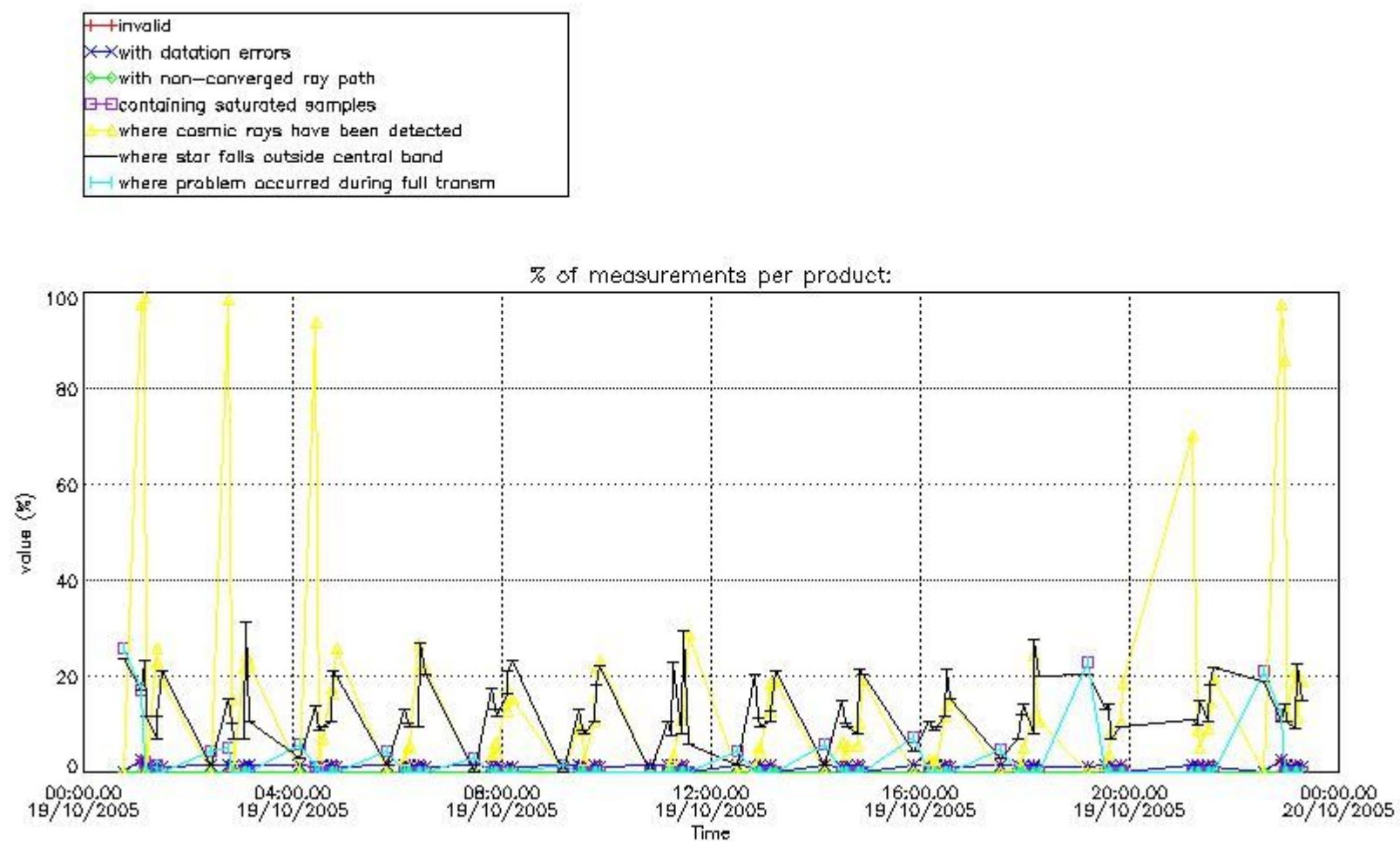
#### 4. Level 1 quality information per product

In this section it is plotted some information contained in the Quality Summary data set of the level 2 products that comes from the level 1b processing. Products without errors (error flag in the MPH set to "0") are used.

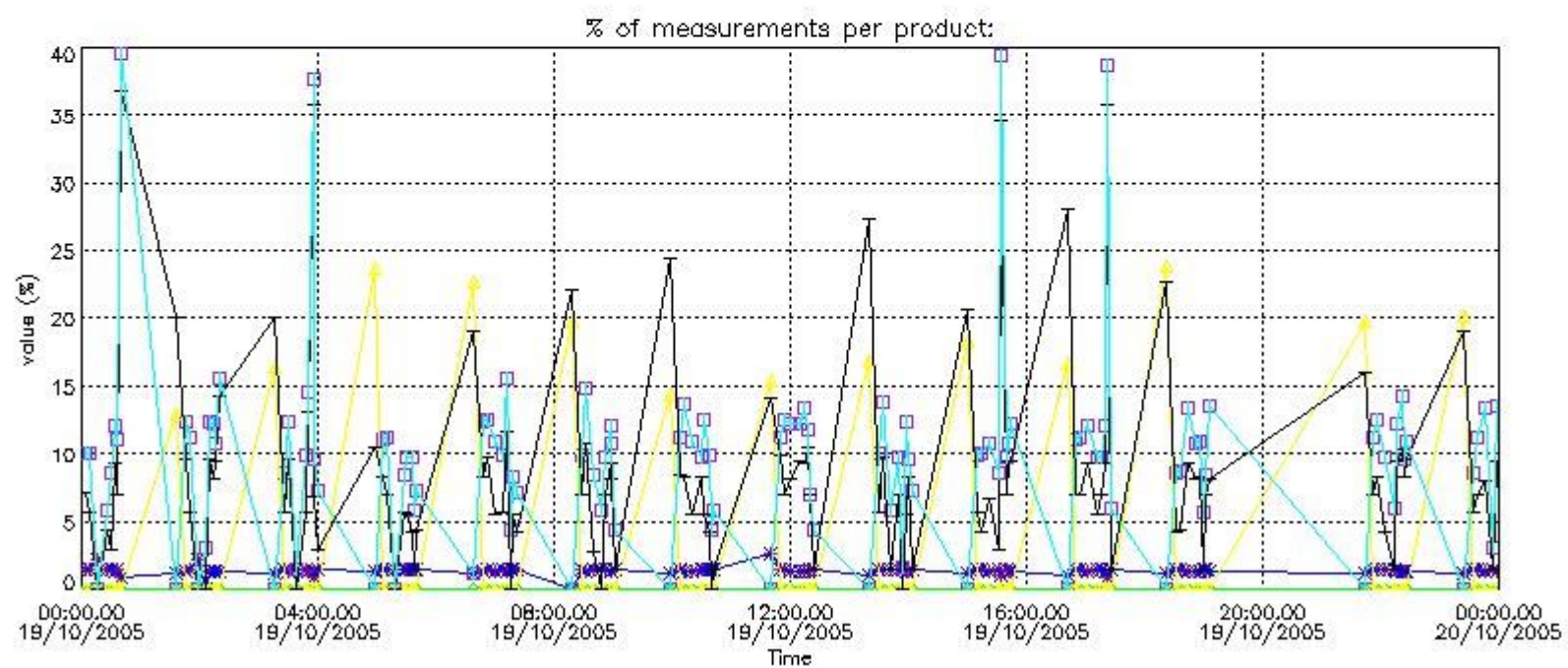
##### 4.1 Plot quality information per product (time dependant) coming from level 1b processing

##### 4.1.1 Plot level 1 quality information per product (time dependant): ENVISAT ASCENDING passes





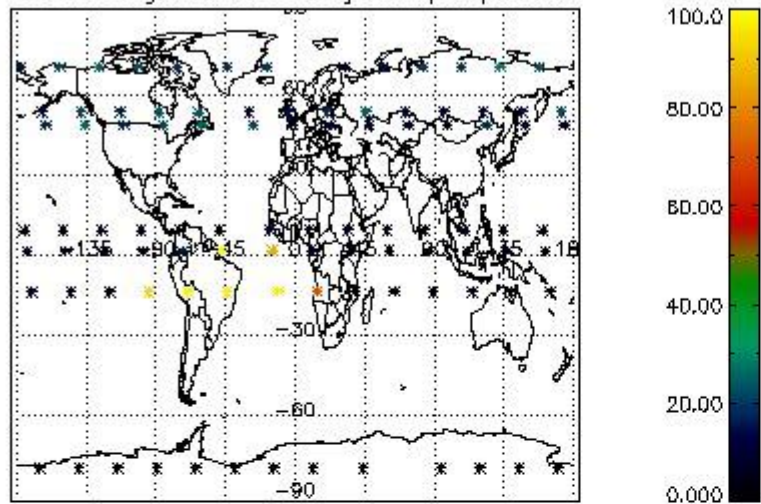
4.1.2 Plot level 1 quality information per product (time dependant): ENVI SAT DESCENDING passes



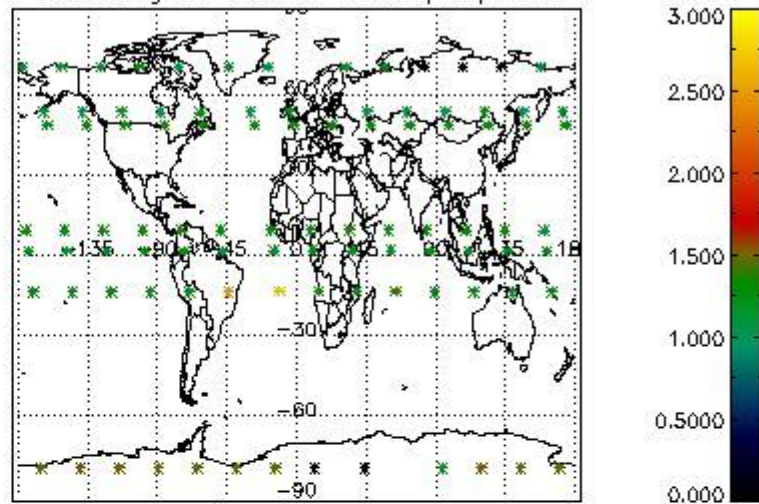
*4.2 Plot quality information per product coming from level 1b processing (world map)*

*4.2.1 Plot level 1 quality information per product (world map): ENVISAT ASCENDING passes*

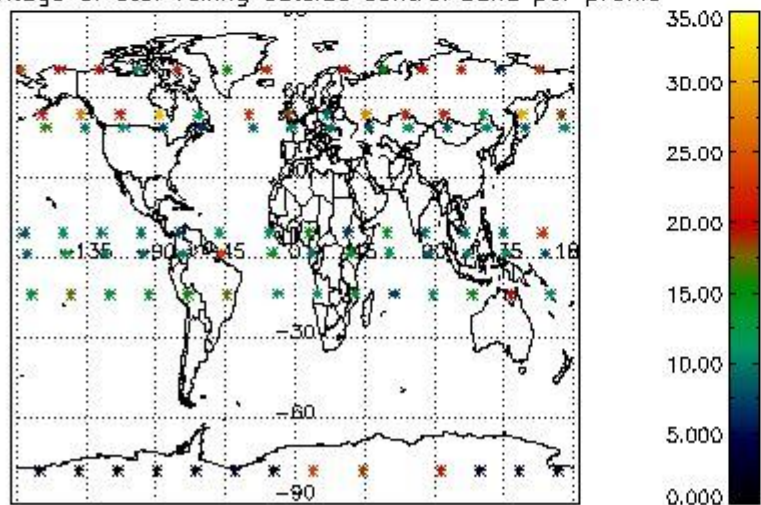
Percentage of cosmic ray hits per profile



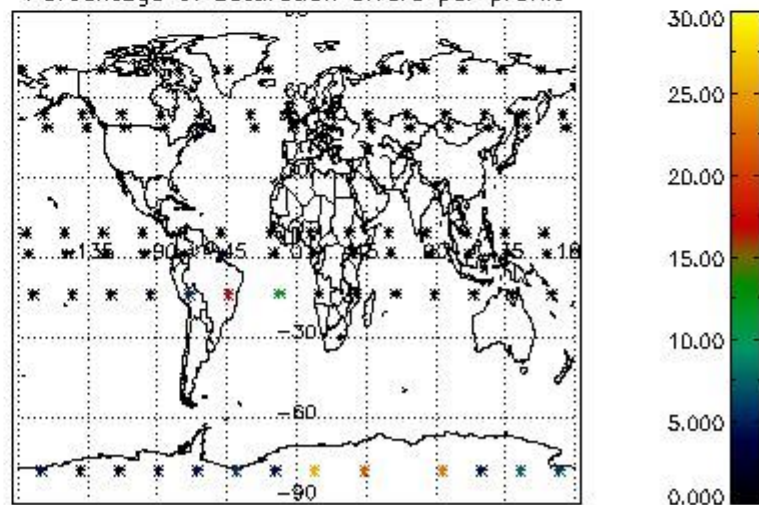
Percentage of datation errors per profile



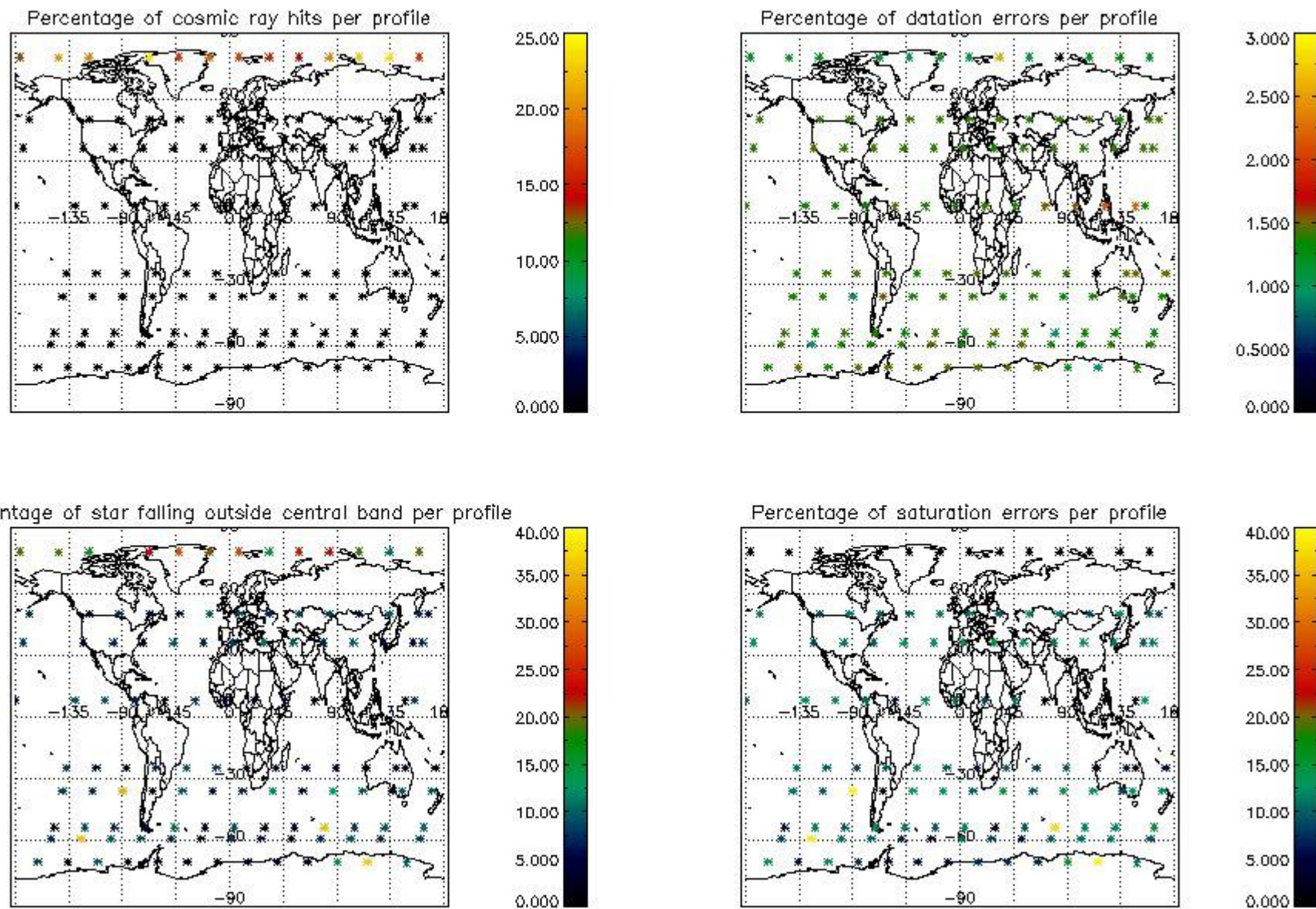
Percentage of star falling outside central band per profile



Percentage of saturation errors per profile



4.2.2 Plot level 1 quality information per product (world map): ENVISAT DESCENDING passes



## 5. Trace gas profiles

### 5.1 Ozone statistics based on quality of products

The final quality of the products can be "measured" using the STD (Standard Deviation) attached to every point profile. This information is written to the parameter GOM\_NL\_\_2P/NL\_LOCAL\_SPECIES\_DENSITY/o3\_std of the level 2 products. The table below shows the statistics for given STD ranges.

The statistics are given with respect to the overall valid production:

- Products without fatal errors: GOM\_NL\_\_2P/MPH/PRODUCT\_ERR=0
- Valid point profile: GOM\_NL\_\_2P/NL\_LOCAL\_SPECIES\_DENSITY/pcd(0)=0

The 'Criteria' is applied to valid points of dark limb products:

- Products in dark limb illumination condition: GOM\_NL\_\_2P/NL\_SUMMARY\_QUALITY/obs\_ill\_cond=0
- Products without fatal errors: GOM\_NL\_\_2P/MPH/PRODUCT\_ERR=0
- Valid point profile: GOM\_NL\_\_2P/NL\_LOCAL\_SPECIES\_DENSITY/pcd(0)=0

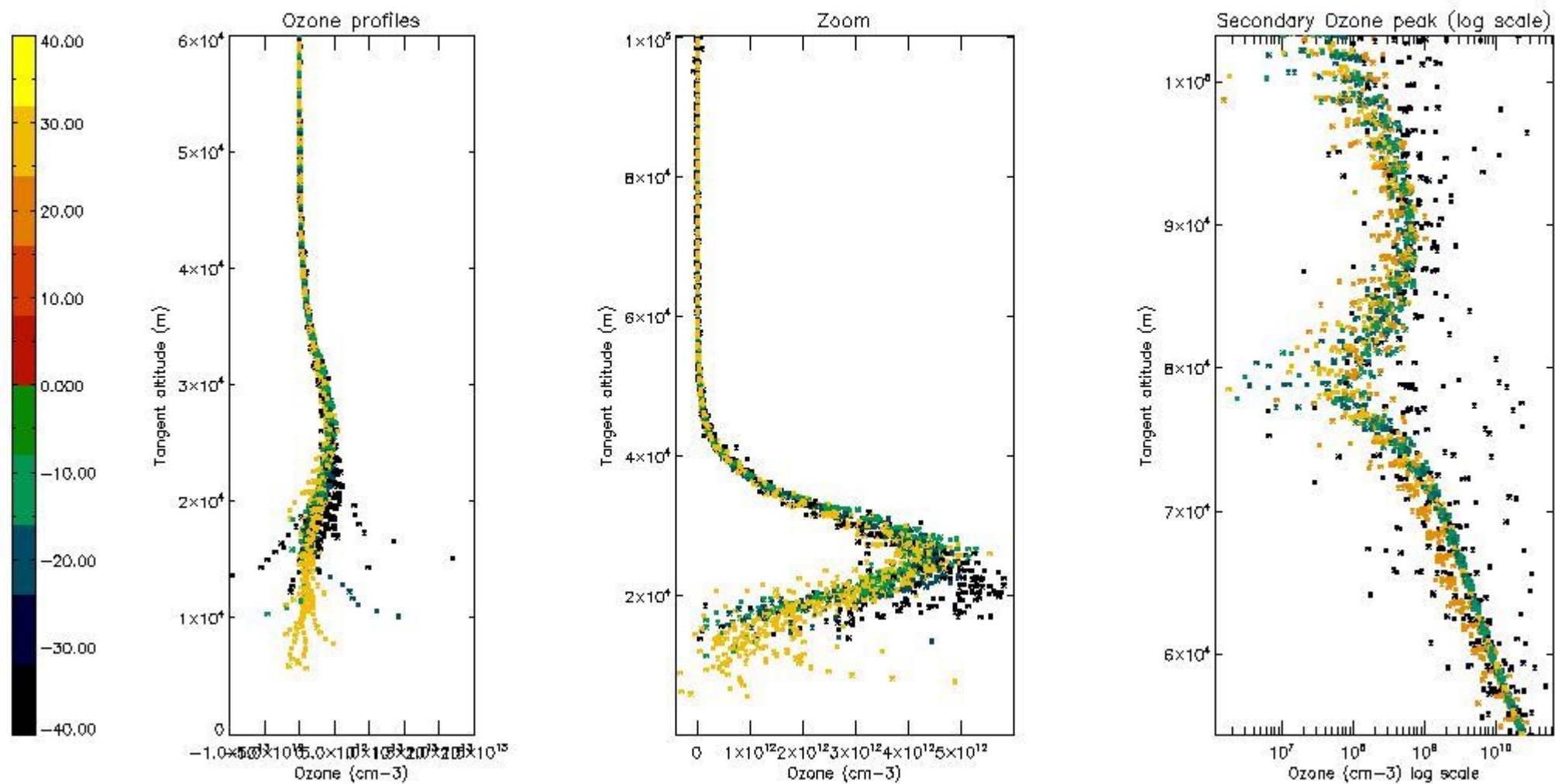
So, the table below shows the percentage of dark limb and valid observations for each criteria with respect to the overall valid daily observations.

Criteria	% of total production
All STD	34
STD < 20	20

STD < 10	16
STD < 5	10

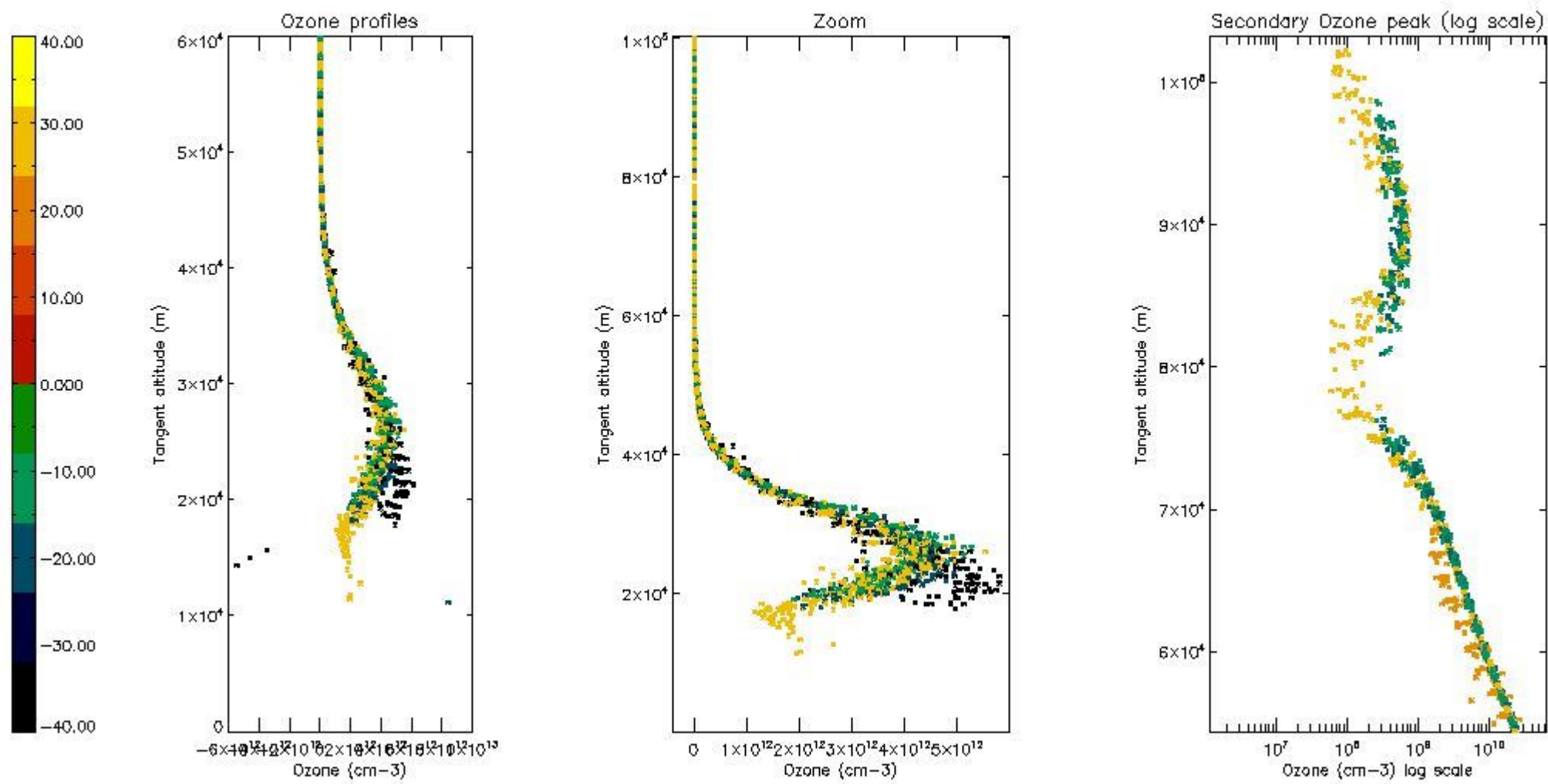
5.2 Plot ozone profiles for all STD (dark without errors)

The colorbar represents the latitude.



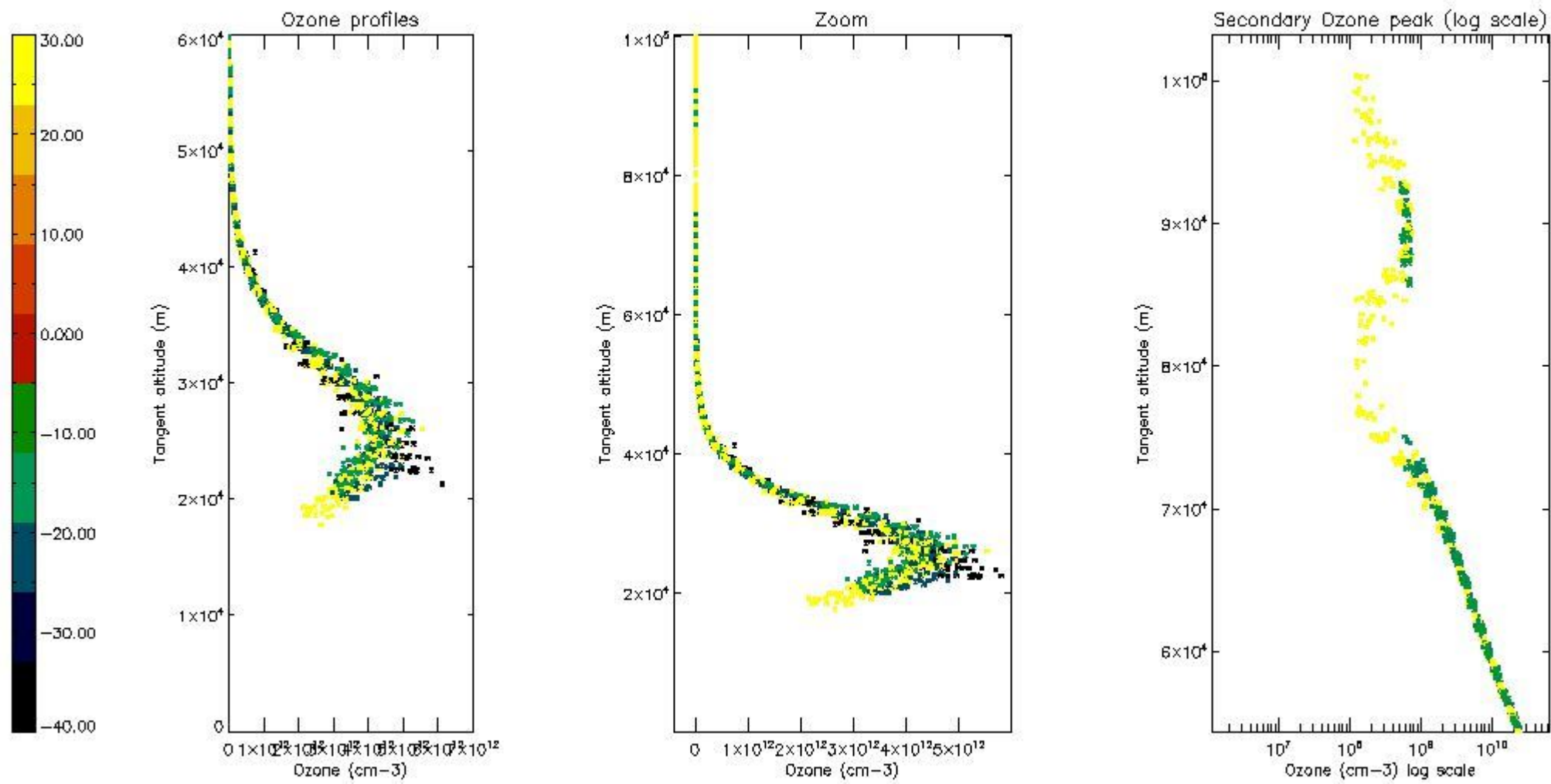
5.3 Plot ozone profiles where STD < 20% (dark without errors)

The colorbar represents the latitude.



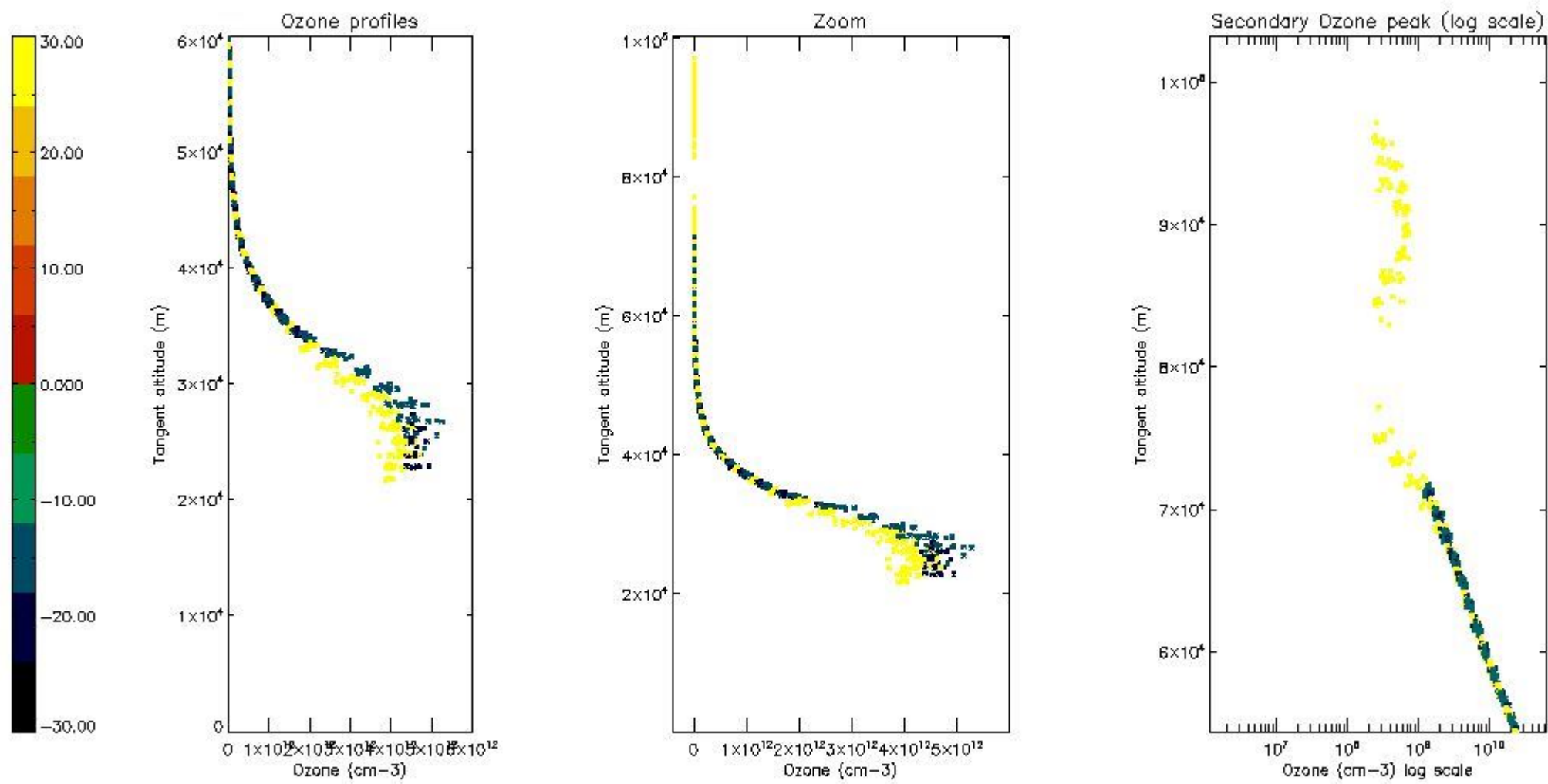
*5.4 Plot ozone profiles where STD < 10% (dark without errors)*

The colorbar represents the latitude.



*5.5 Plot ozone profiles where STD < 5% (dark without errors)*

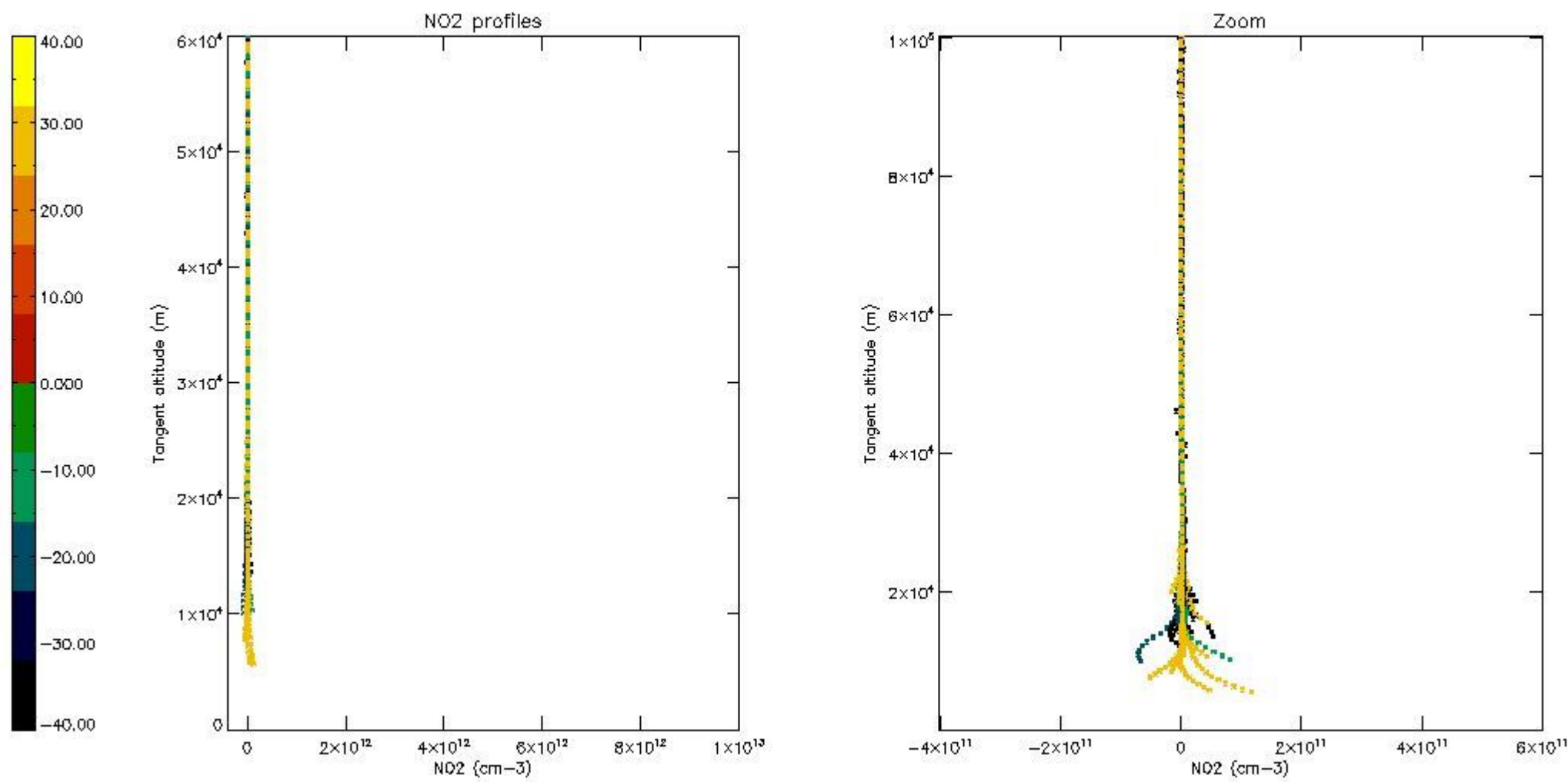
The colorbar represents the latitude.



*5.6 Plot NO<sub>2</sub> profiles for all STD (dark without errors)*

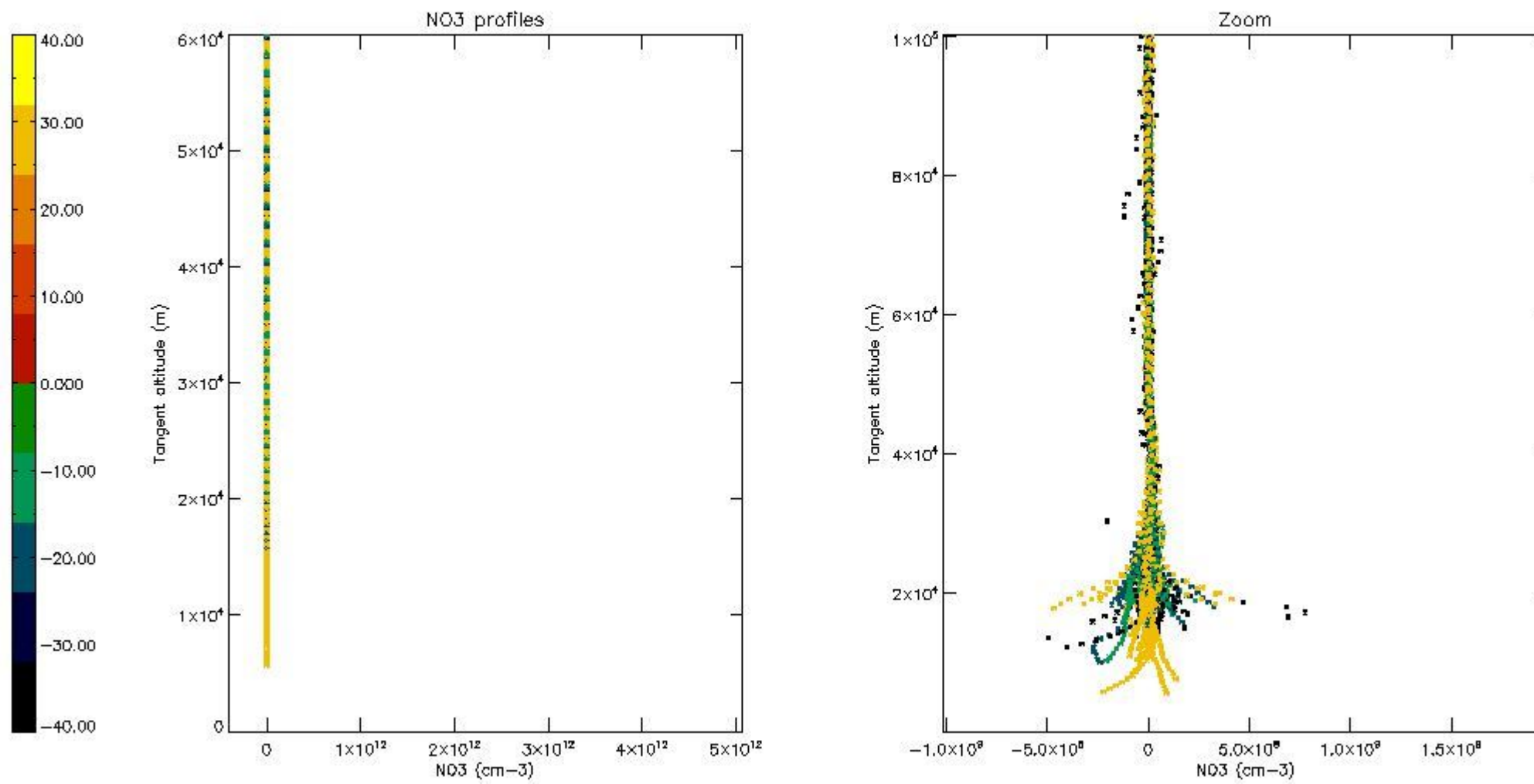
The colorbar represents the latitude.





*5.7 Plot NO3 profiles for all STD (dark without errors)*

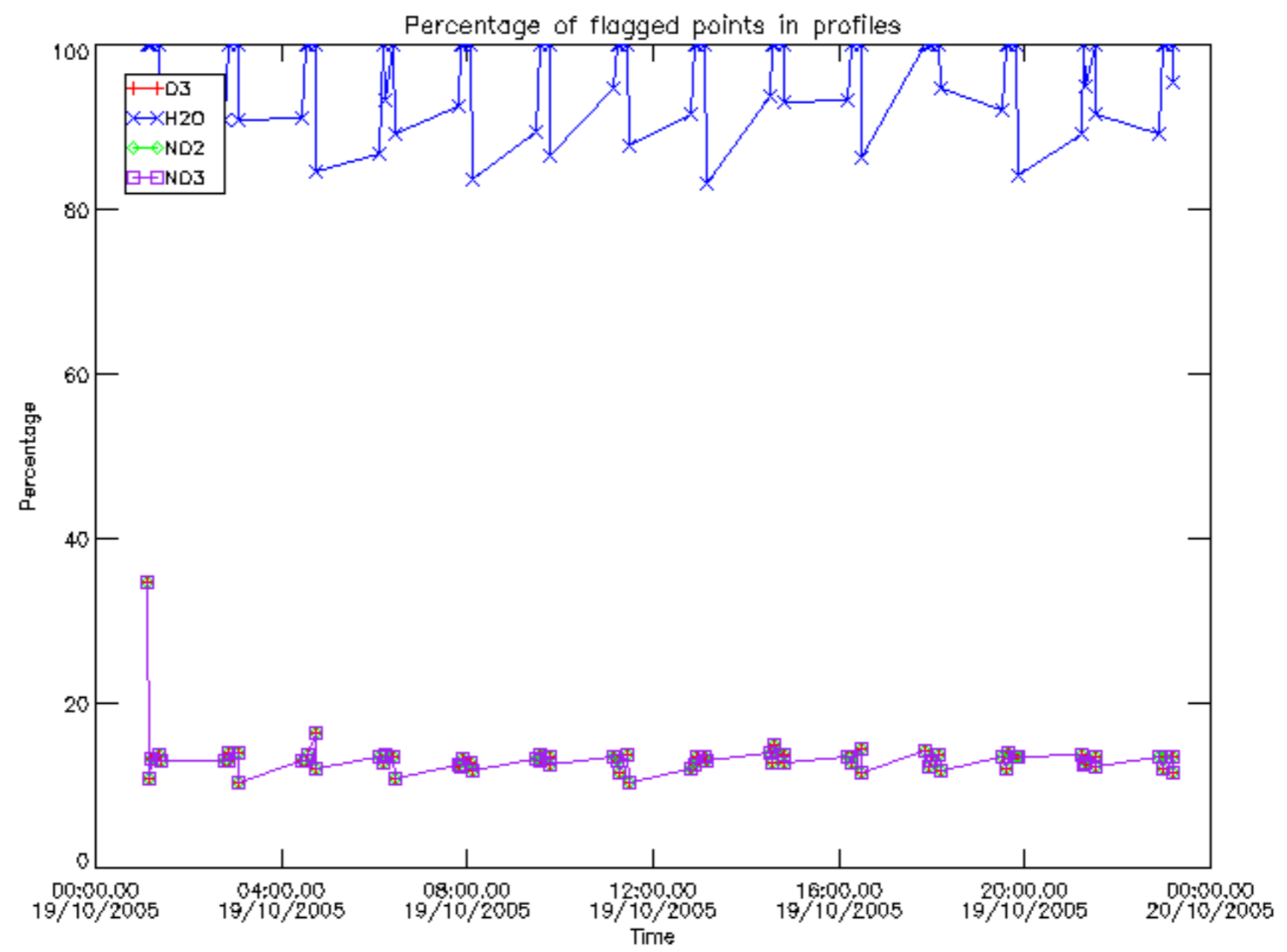
The colorbar represents the latitude.



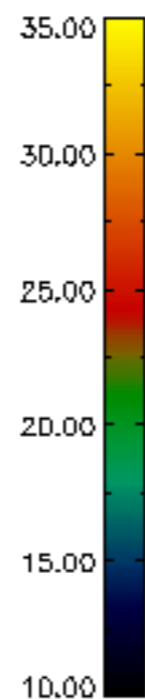
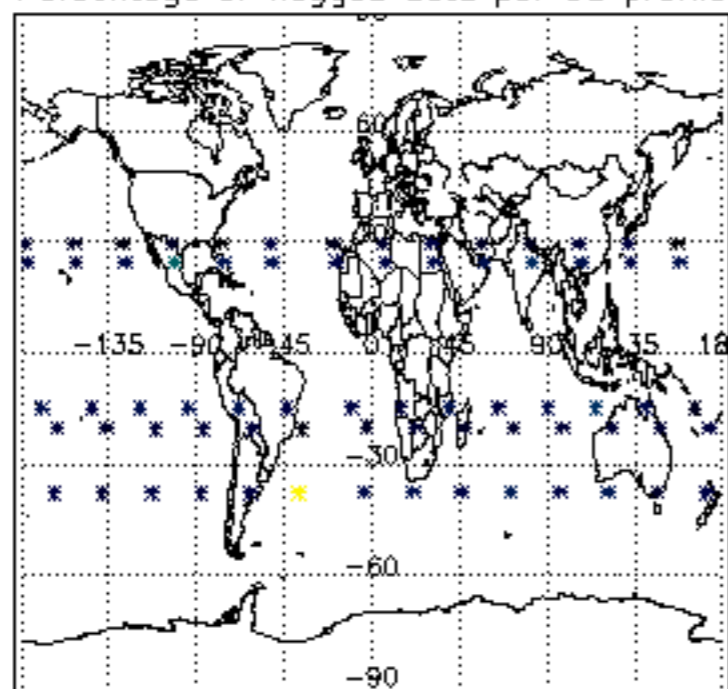
## 6. Auxiliary Data Files used for the production reported in section 2

The number reported in the third column indicates since which file (see list in section 2) the corresponding auxiliary file has been used. The fourth column is the date of those product files.

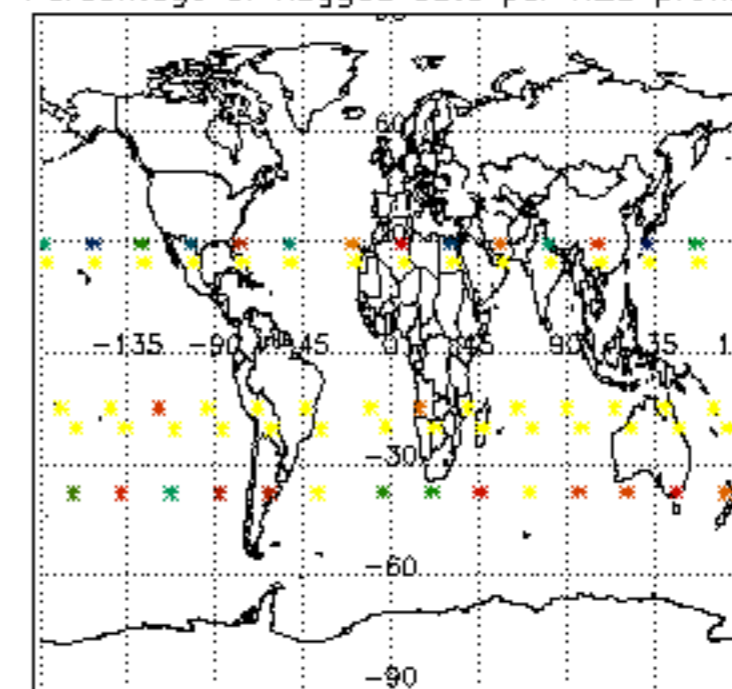
Type	Auxiliary Filename	Used since product	Used since product date
INST_PHYS_CHARACTERISTICS	GOM_INS_AXVIEC20091111_143220_20030716_120000_20500101_000000	1	19-OCT-2005 00:04:56
LEVEL-2_PROC_CONFIG	GOM_PR2_AXVIEC20091111_152718_20020301_000000_20500101_000000	1	19-OCT-2005 00:04:56
CROSS_SECTIONS_FILE	GOM_CRS_AXVIEC20091111_154832_20020301_000000_20500101_000000	1	19-OCT-2005 00:04:56



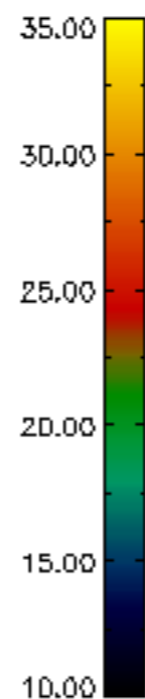
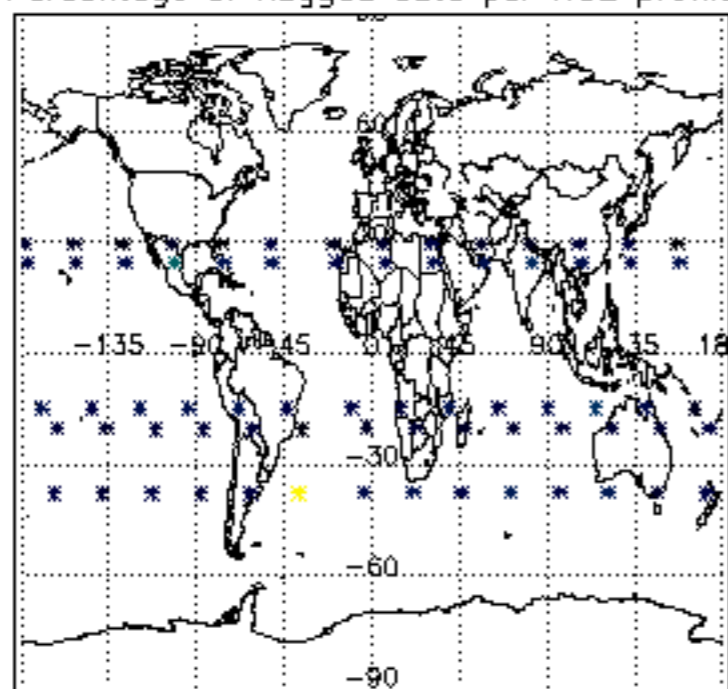
Percentage of flagged data per D3 profile



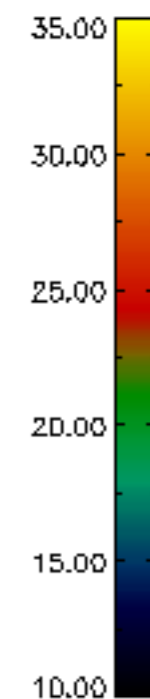
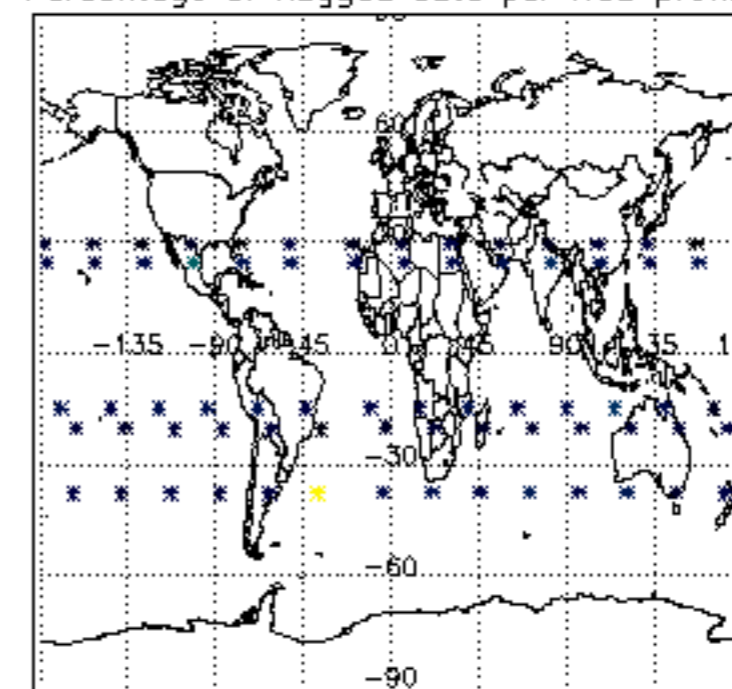
Percentage of flagged data per H2O profile

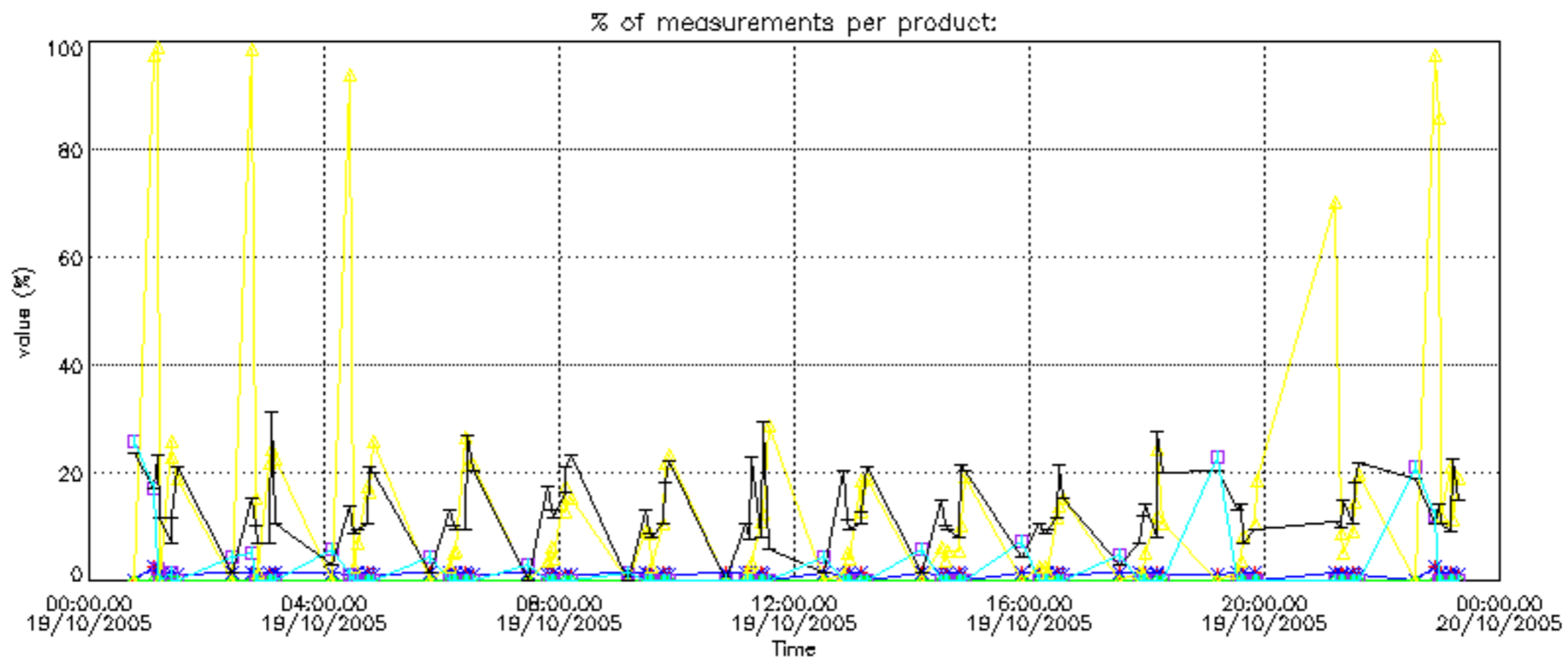


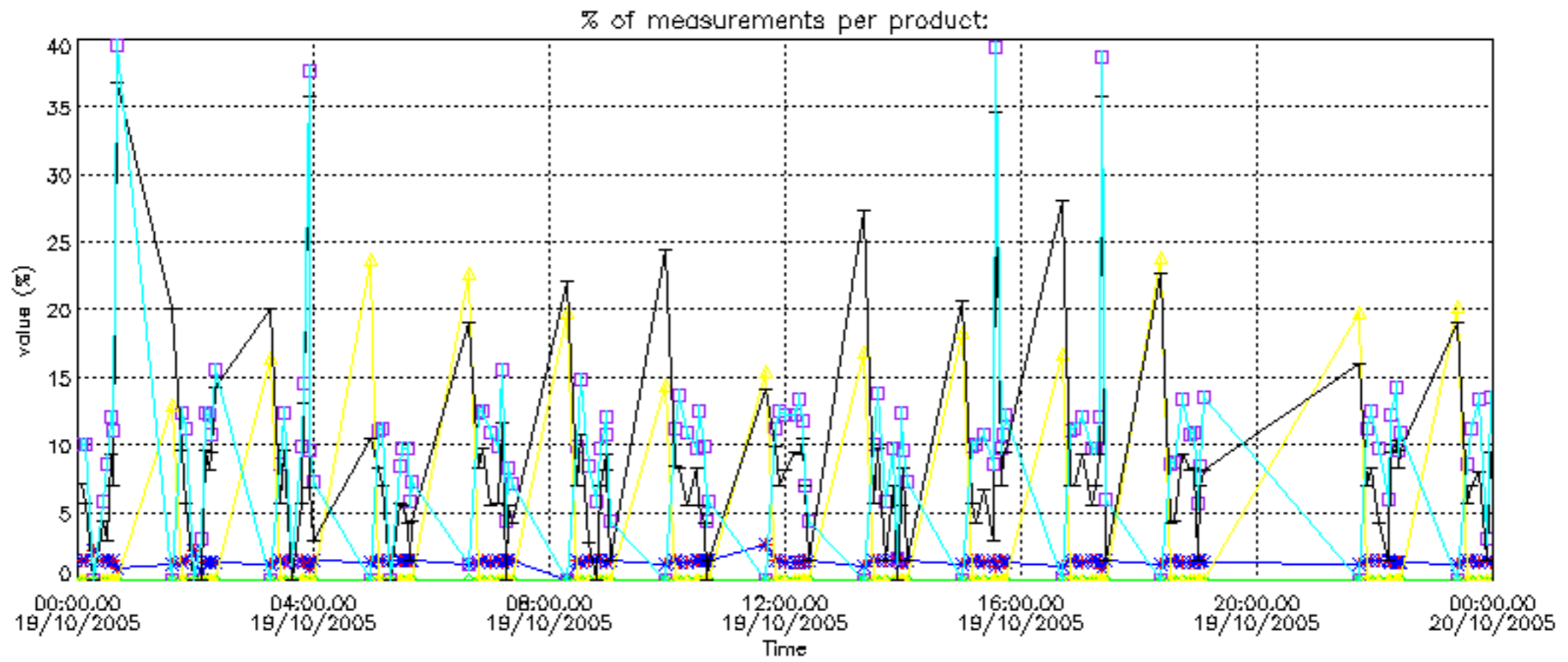
Percentage of flagged data per NO2 profile



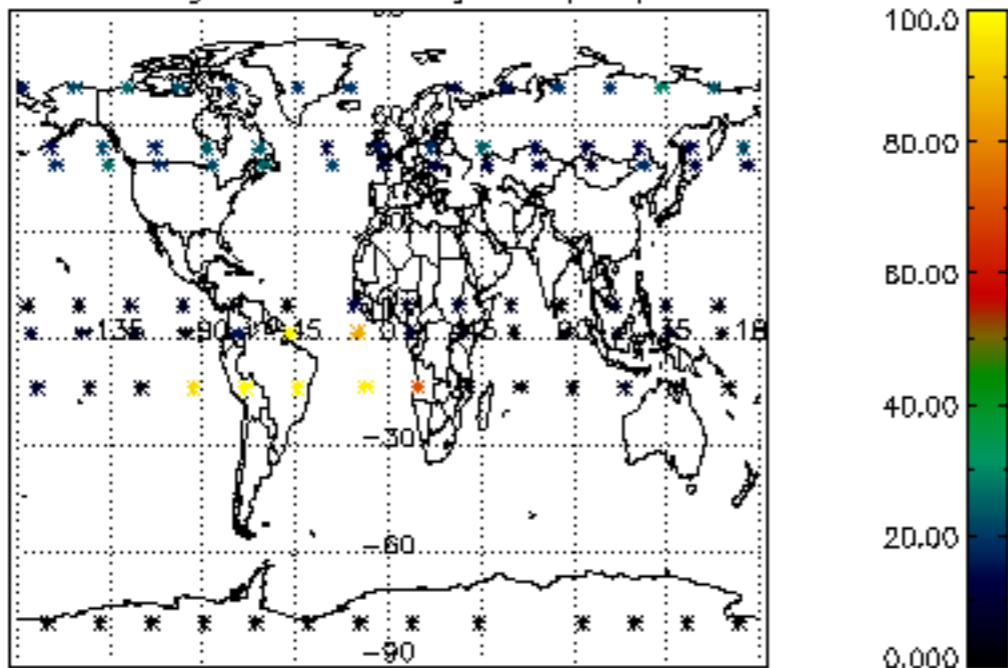
Percentage of flagged data per NO3 profile



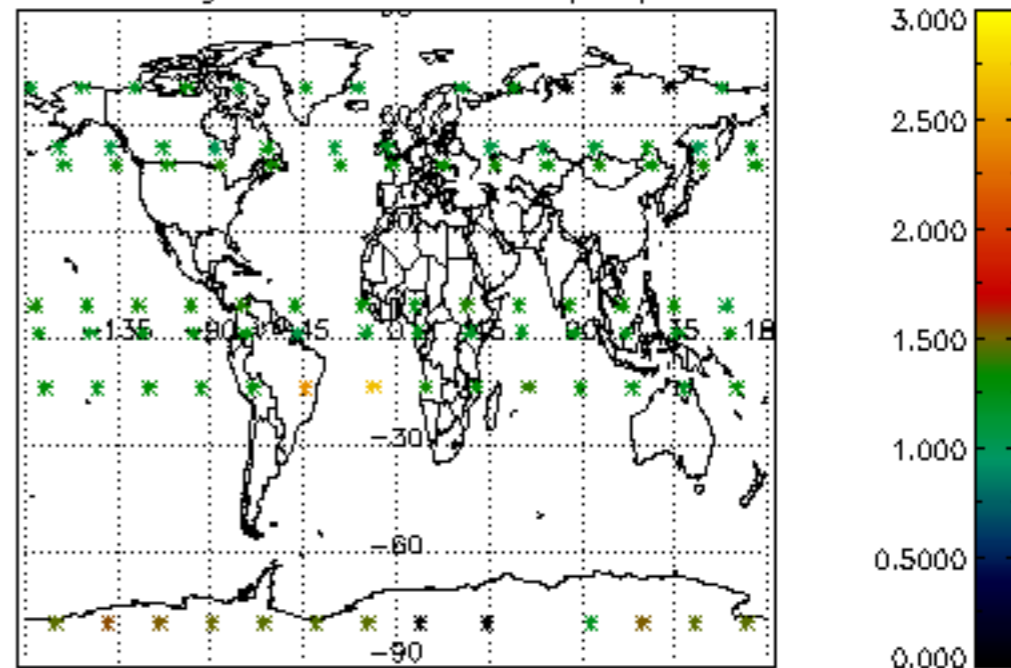




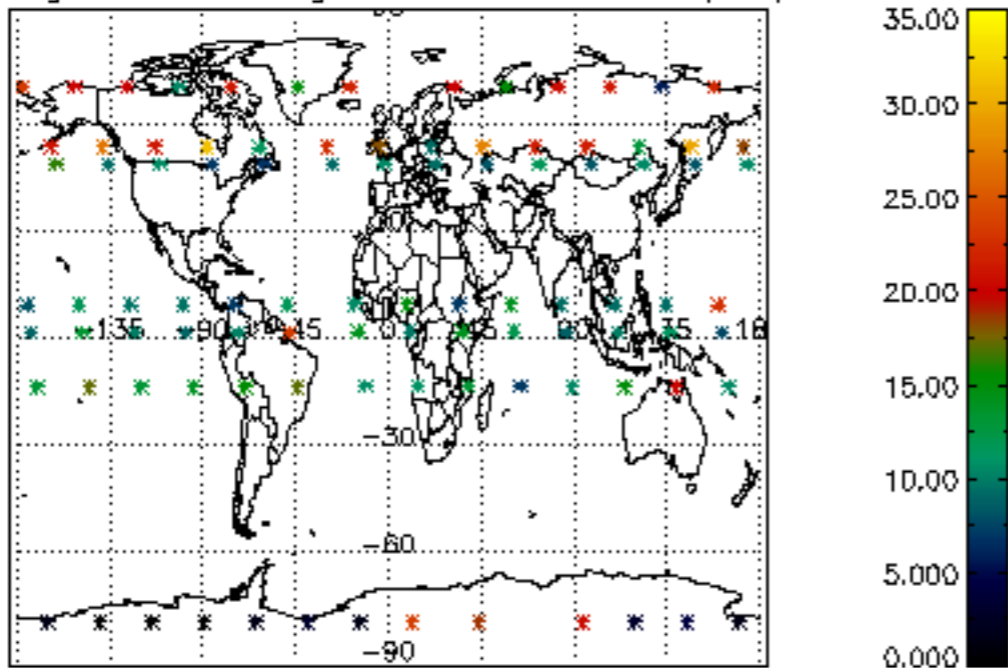
Percentage of cosmic ray hits per profile



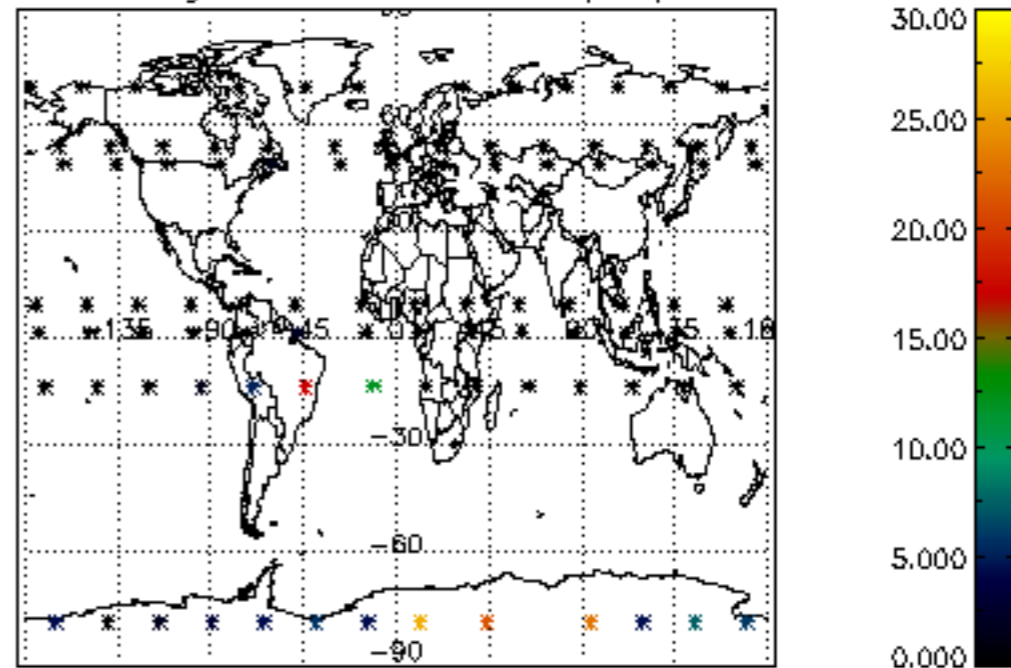
Percentage of datation errors per profile



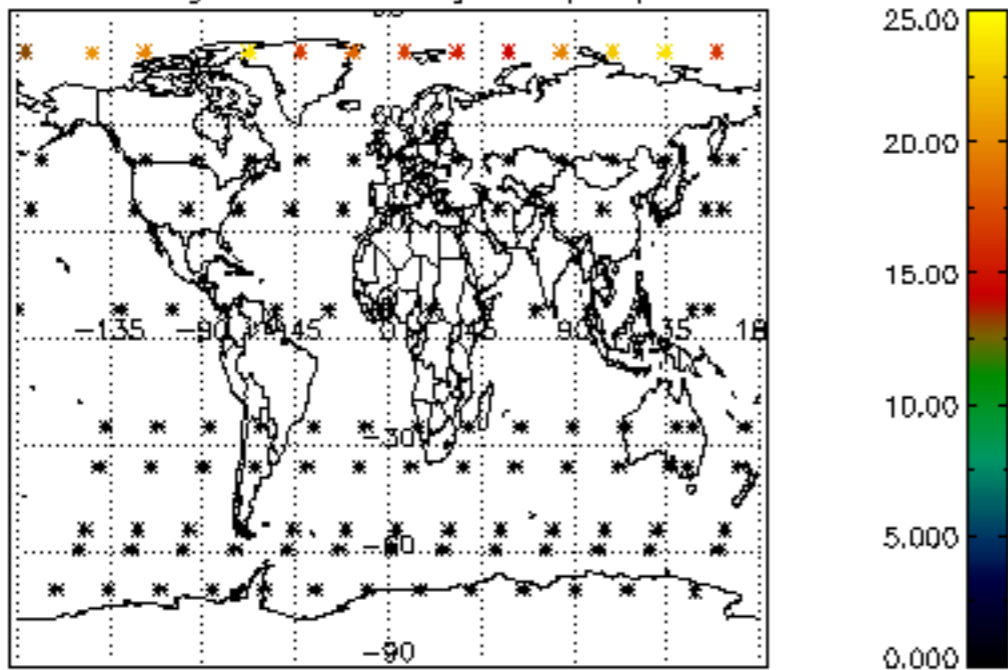
Percentage of star falling outside central band per profile



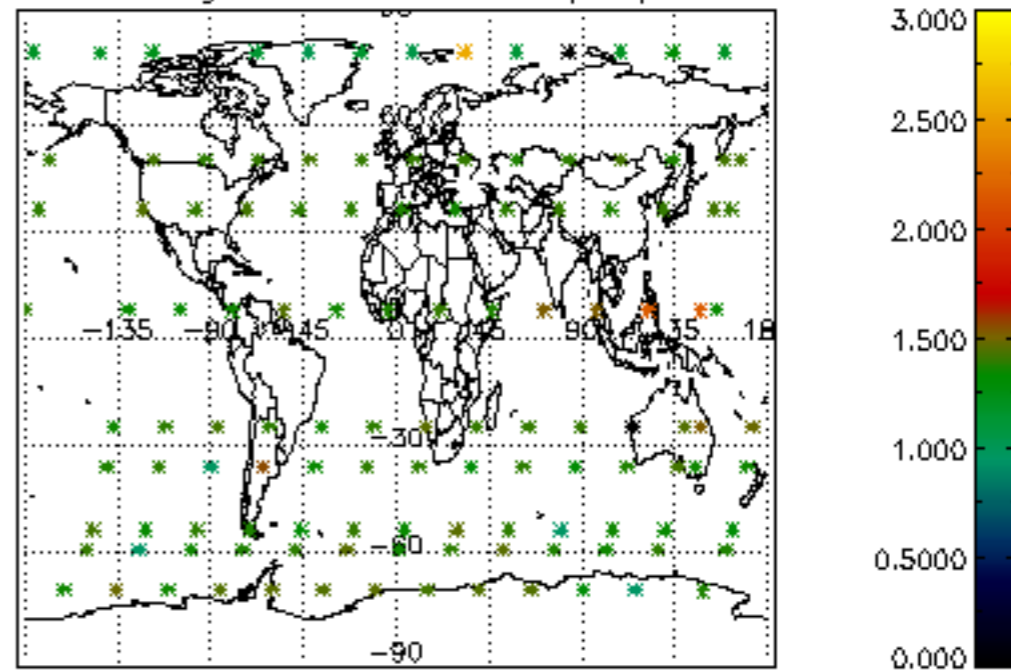
Percentage of saturation errors per profile



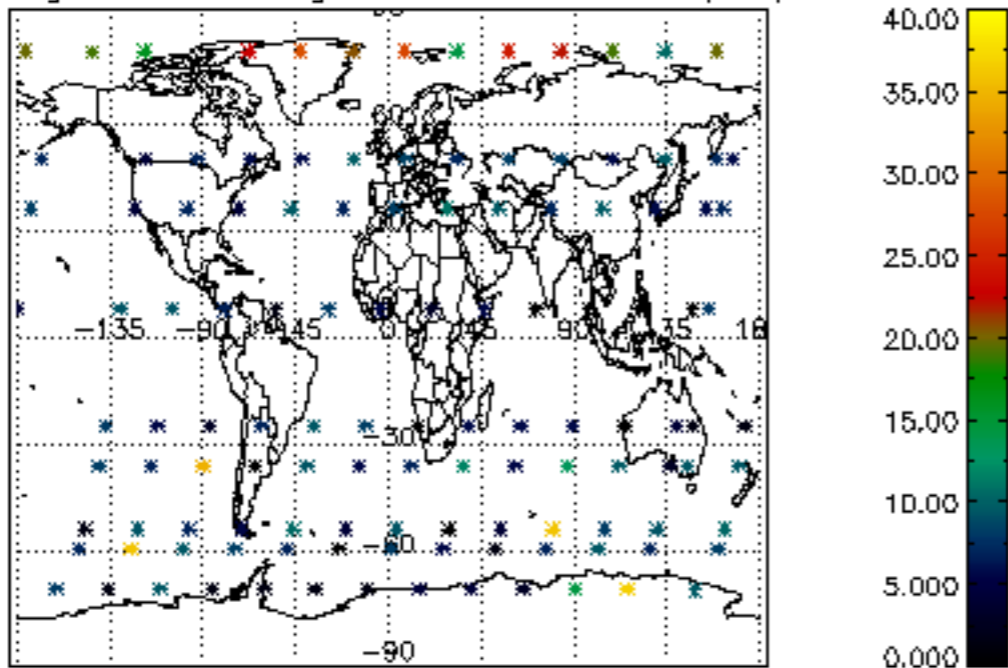
Percentage of cosmic ray hits per profile



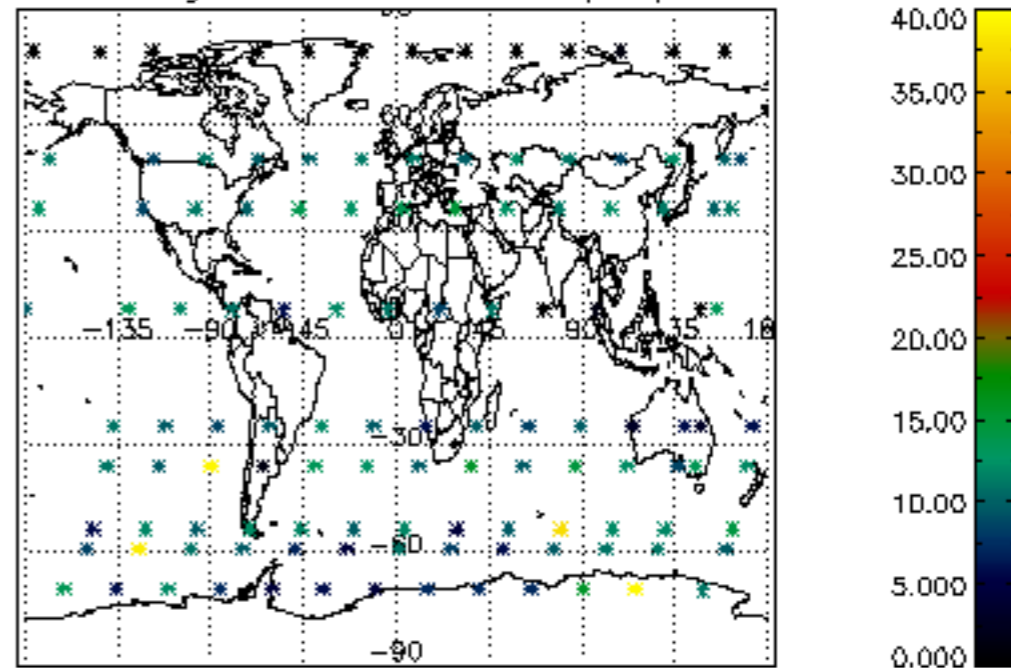
Percentage of datation errors per profile



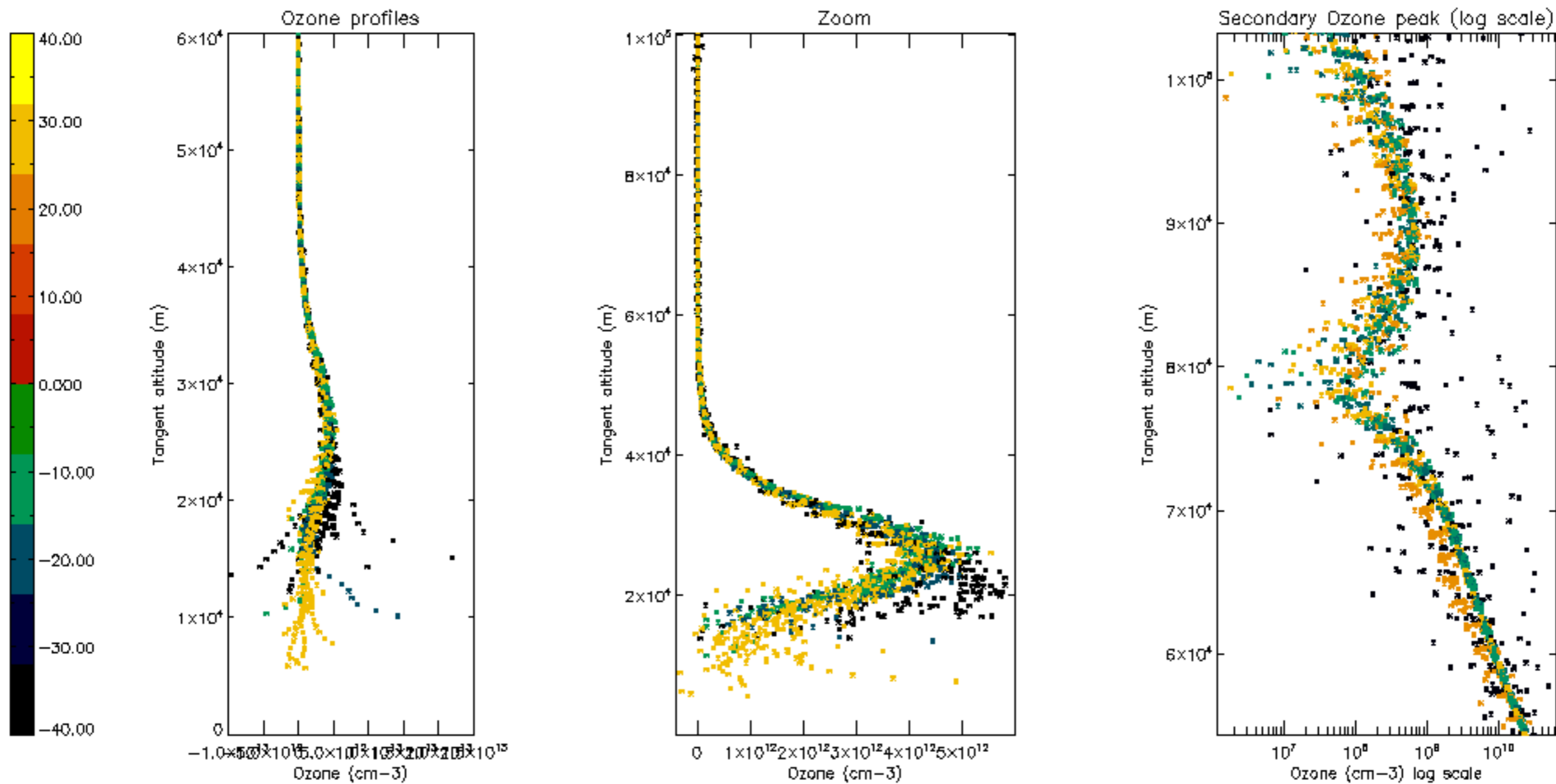
Percentage of star falling outside central band per profile

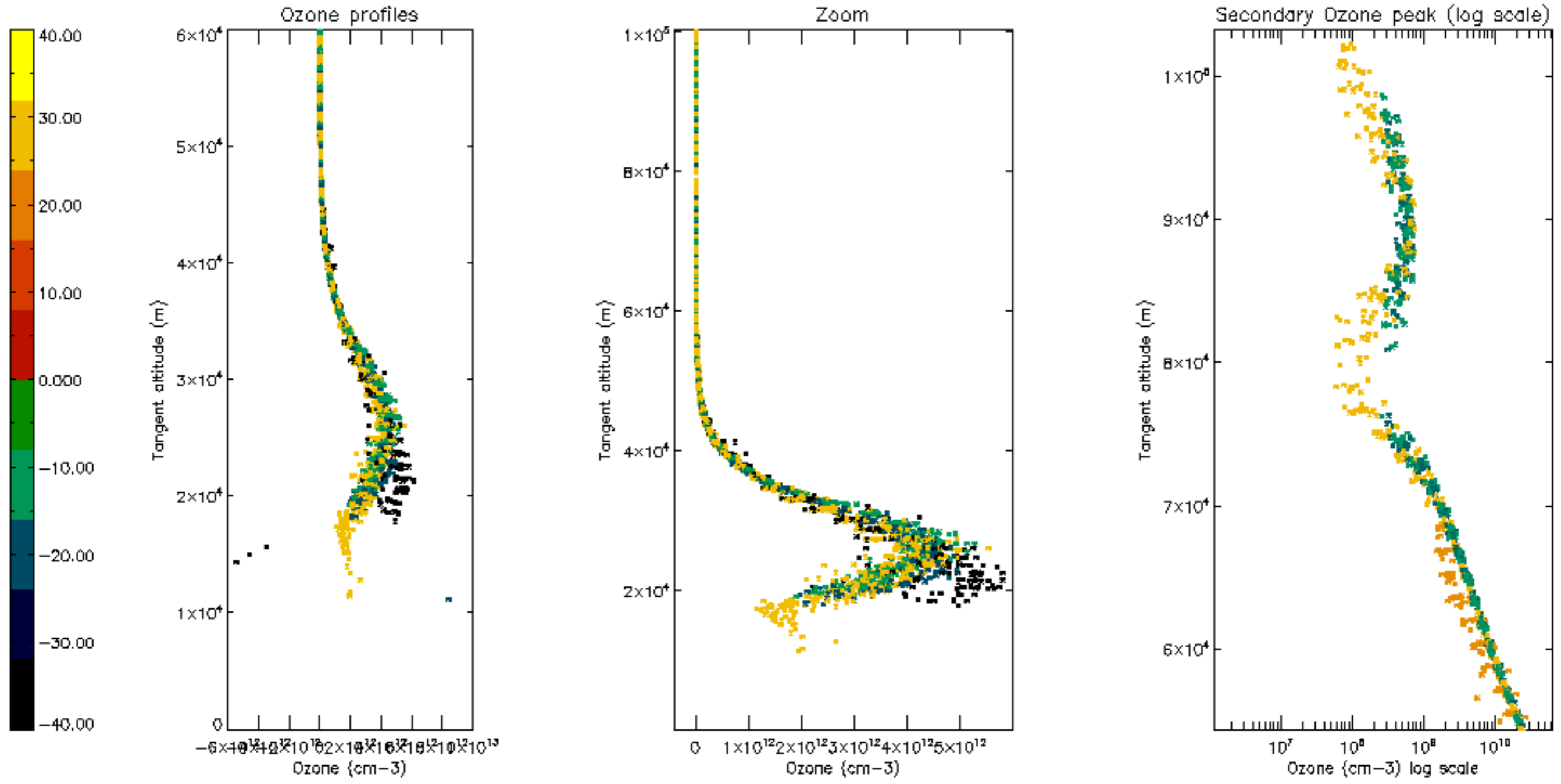


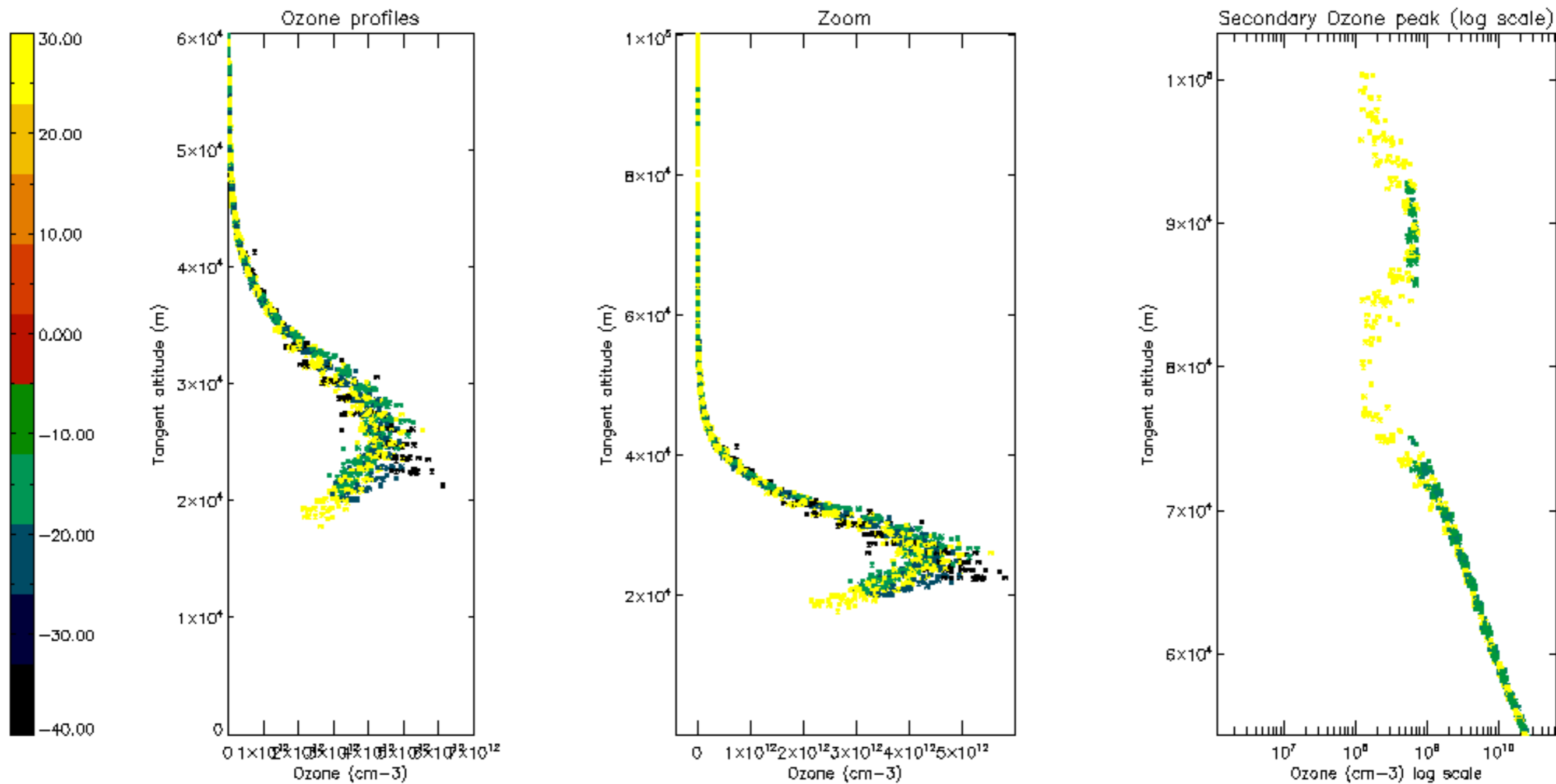
Percentage of saturation errors per profile

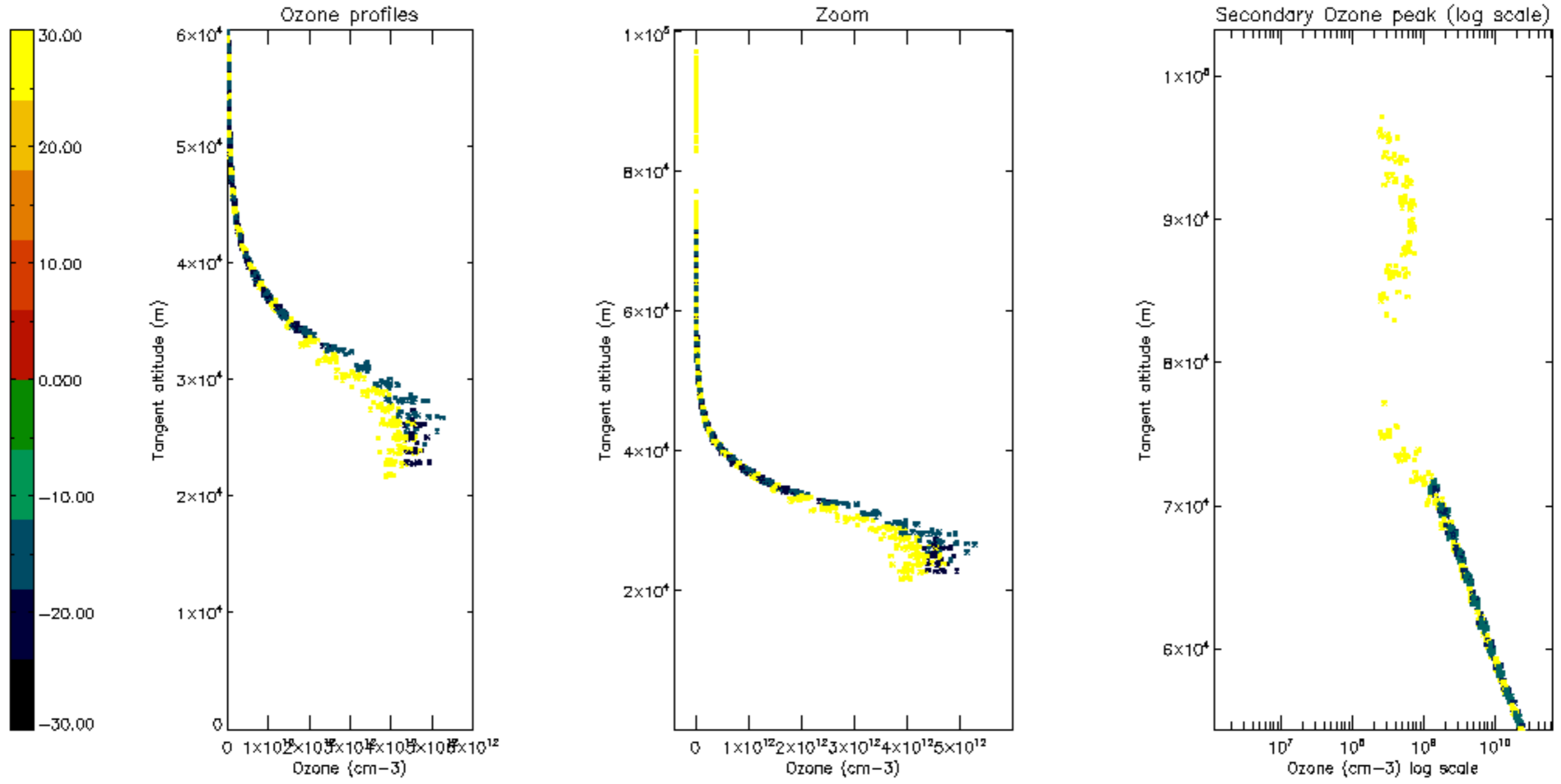


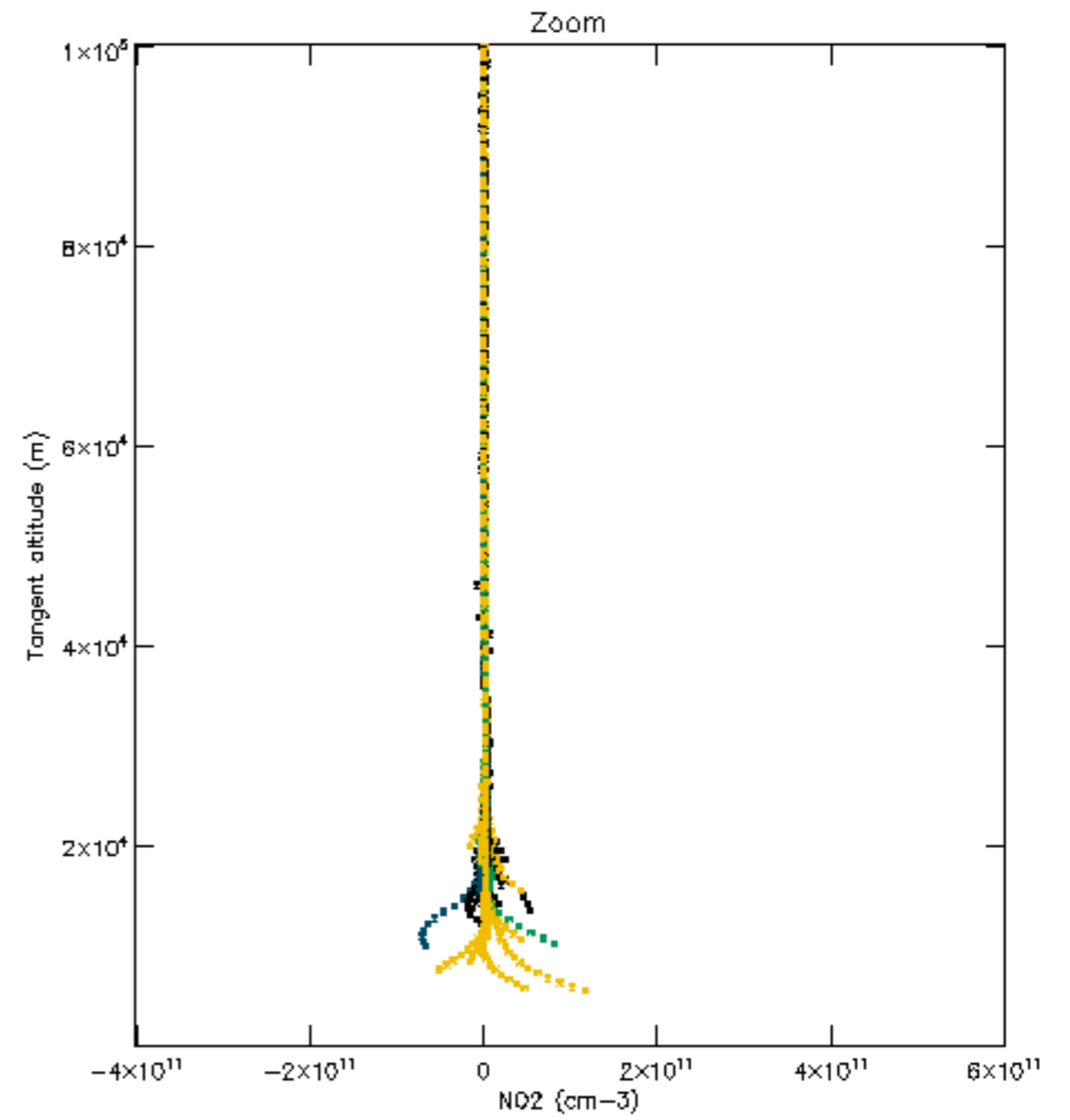
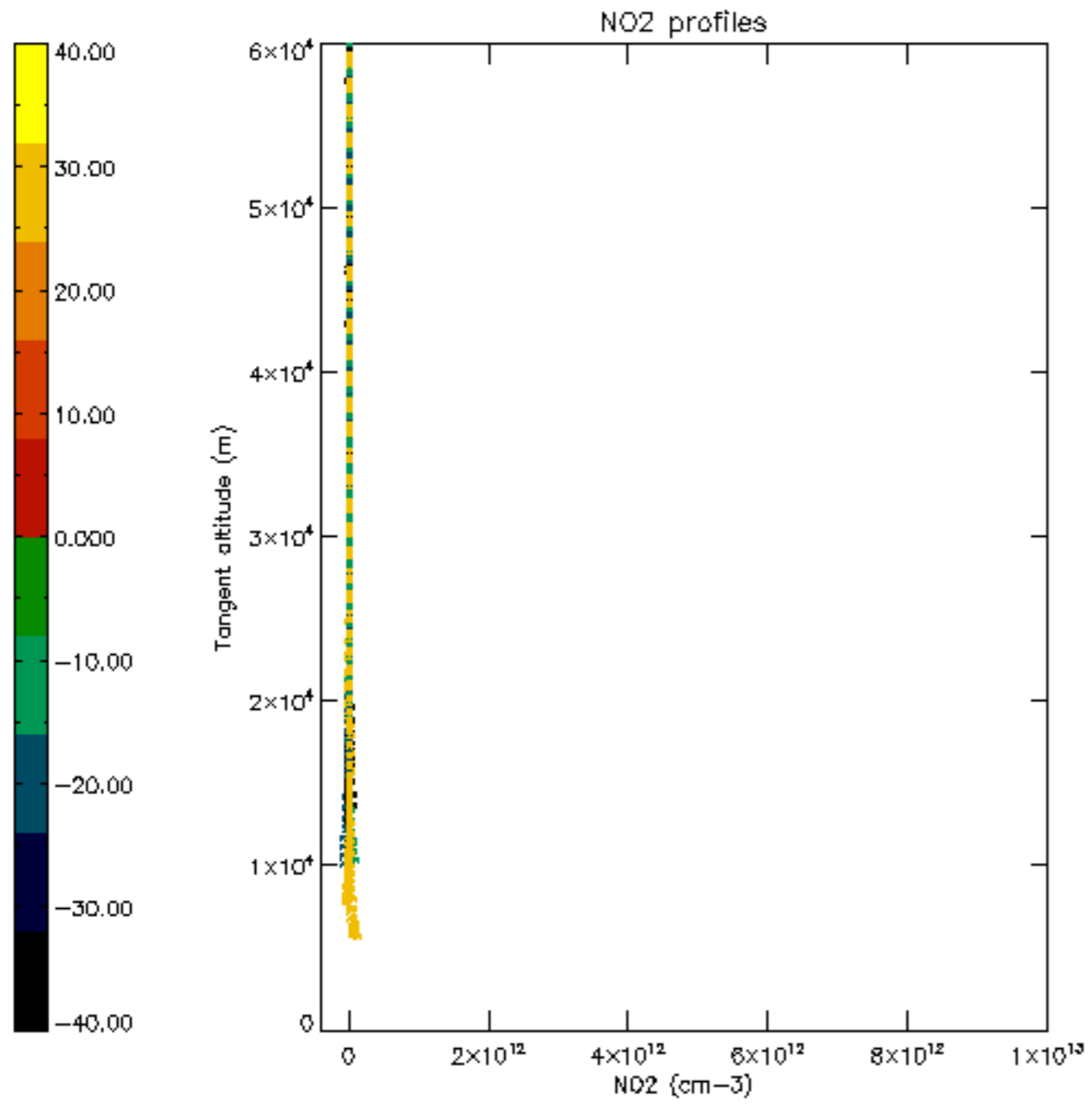


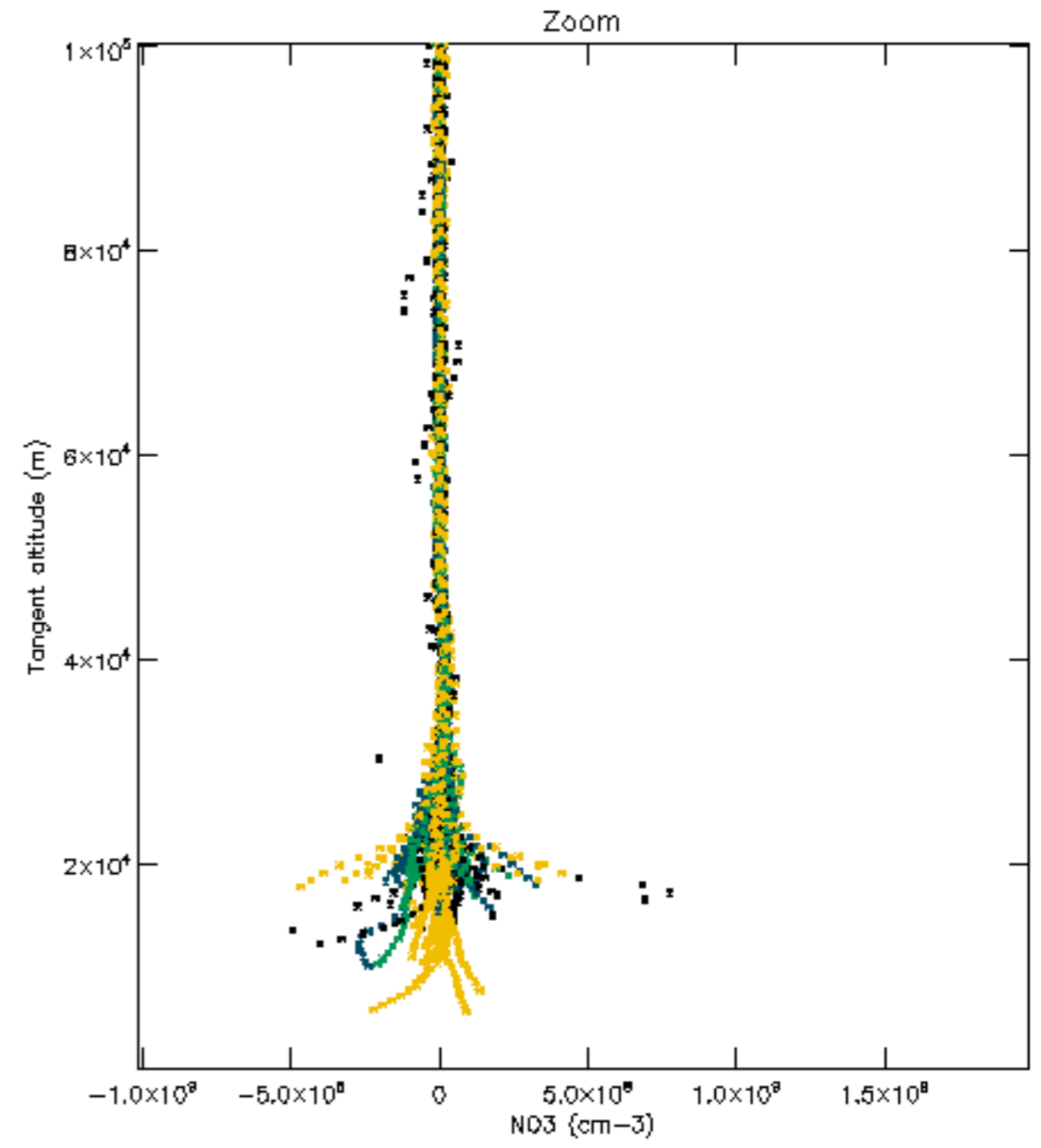
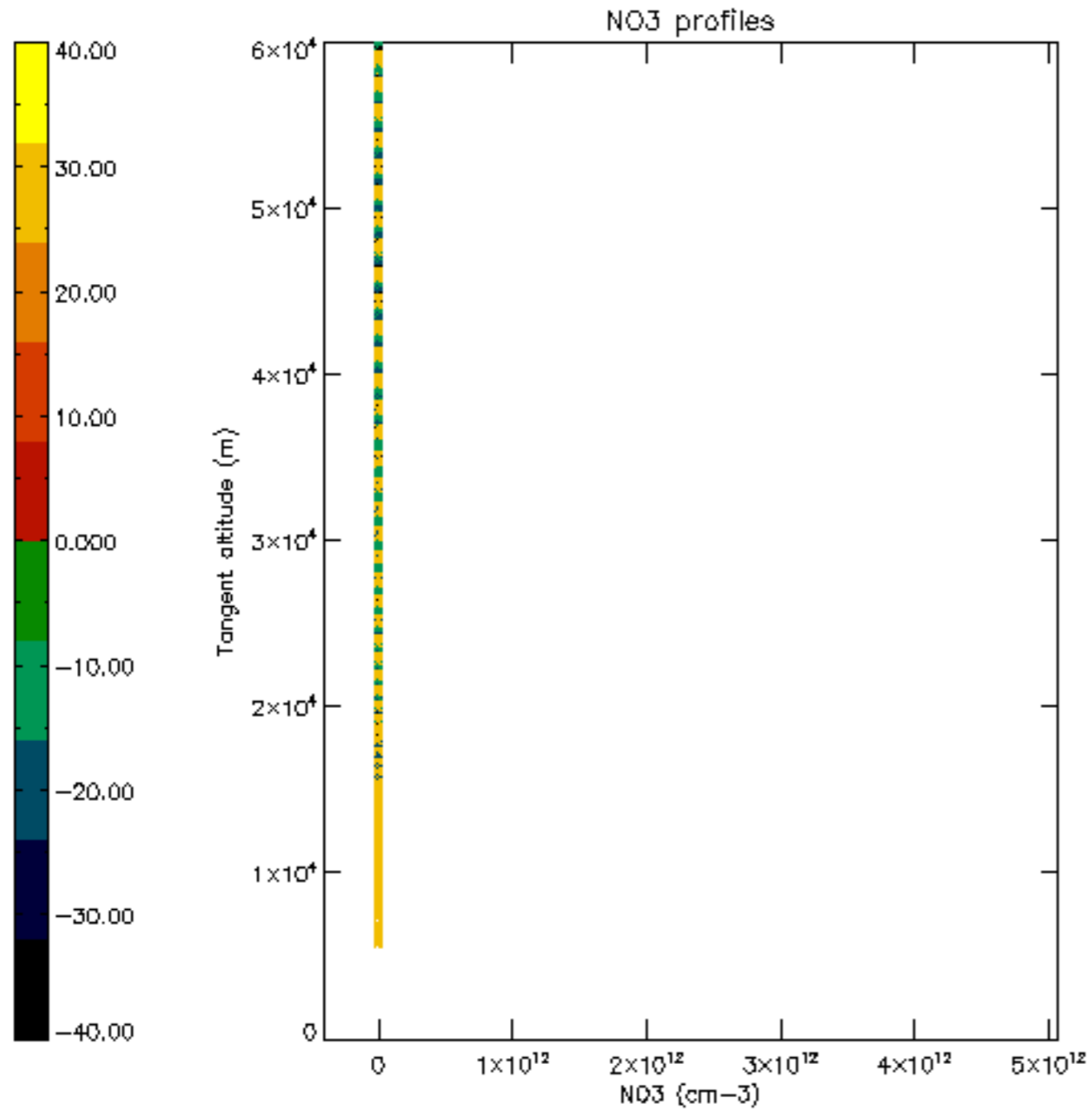


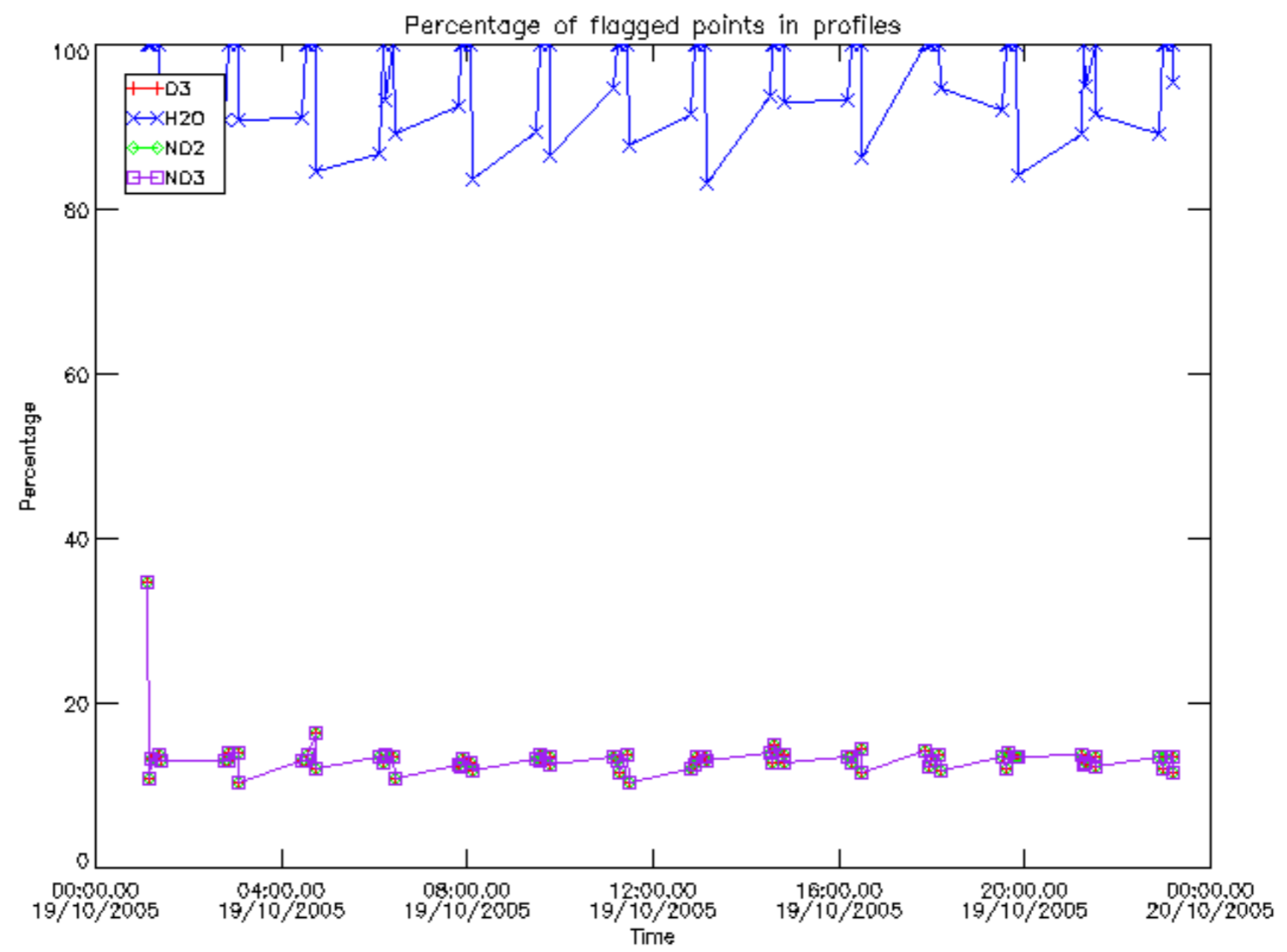




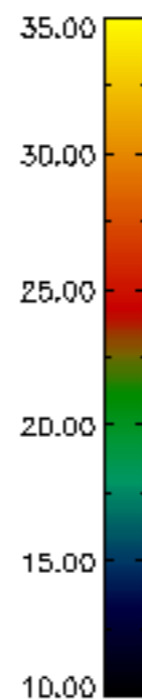
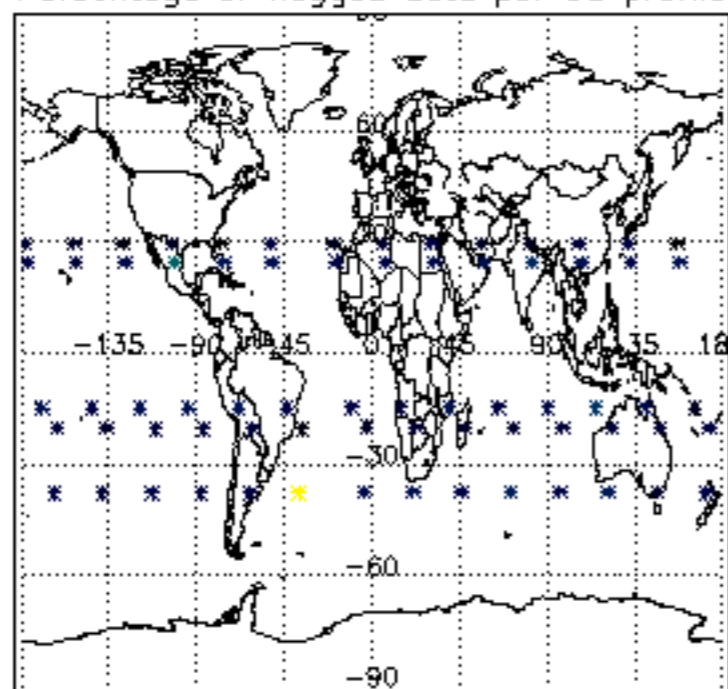




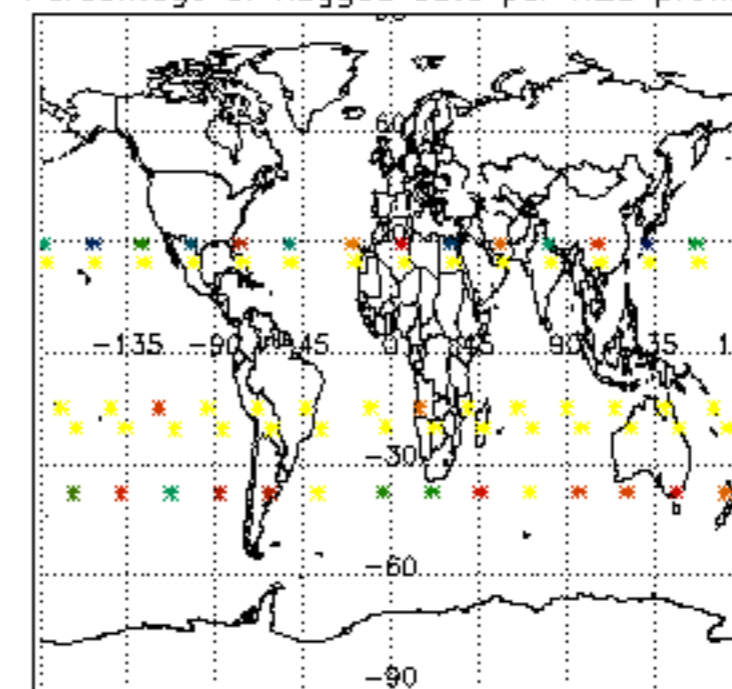




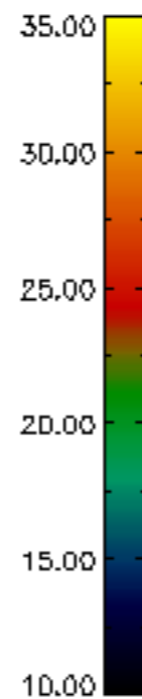
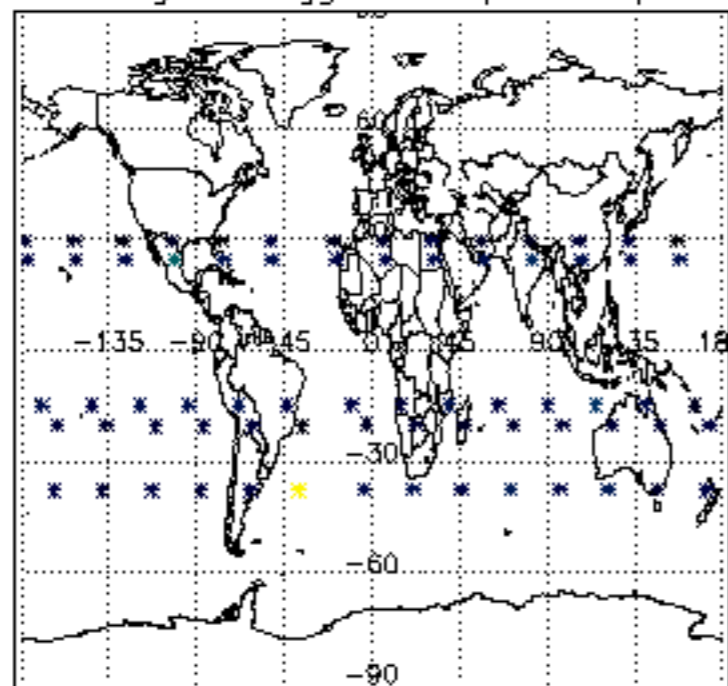
Percentage of flagged data per D3 profile



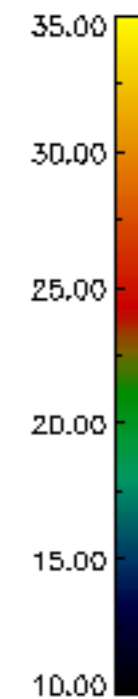
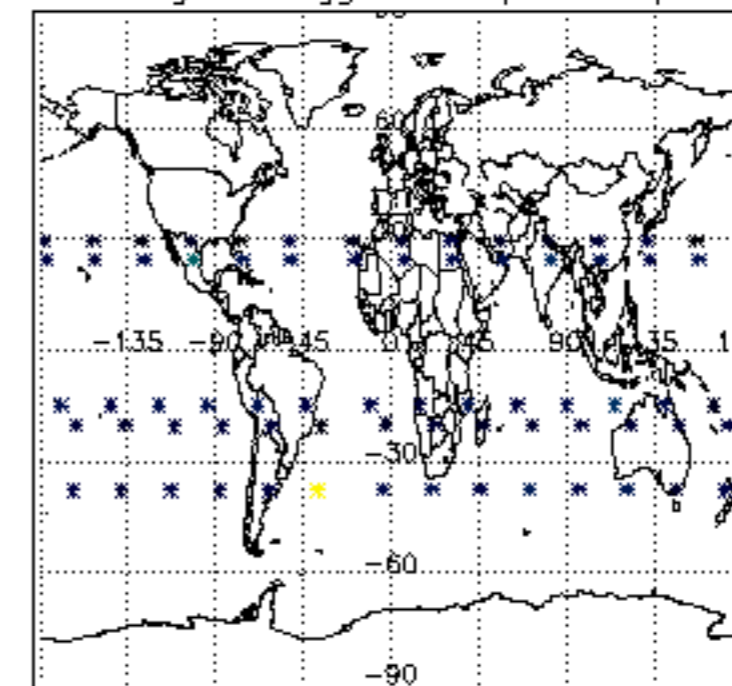
Percentage of flagged data per H2O profile



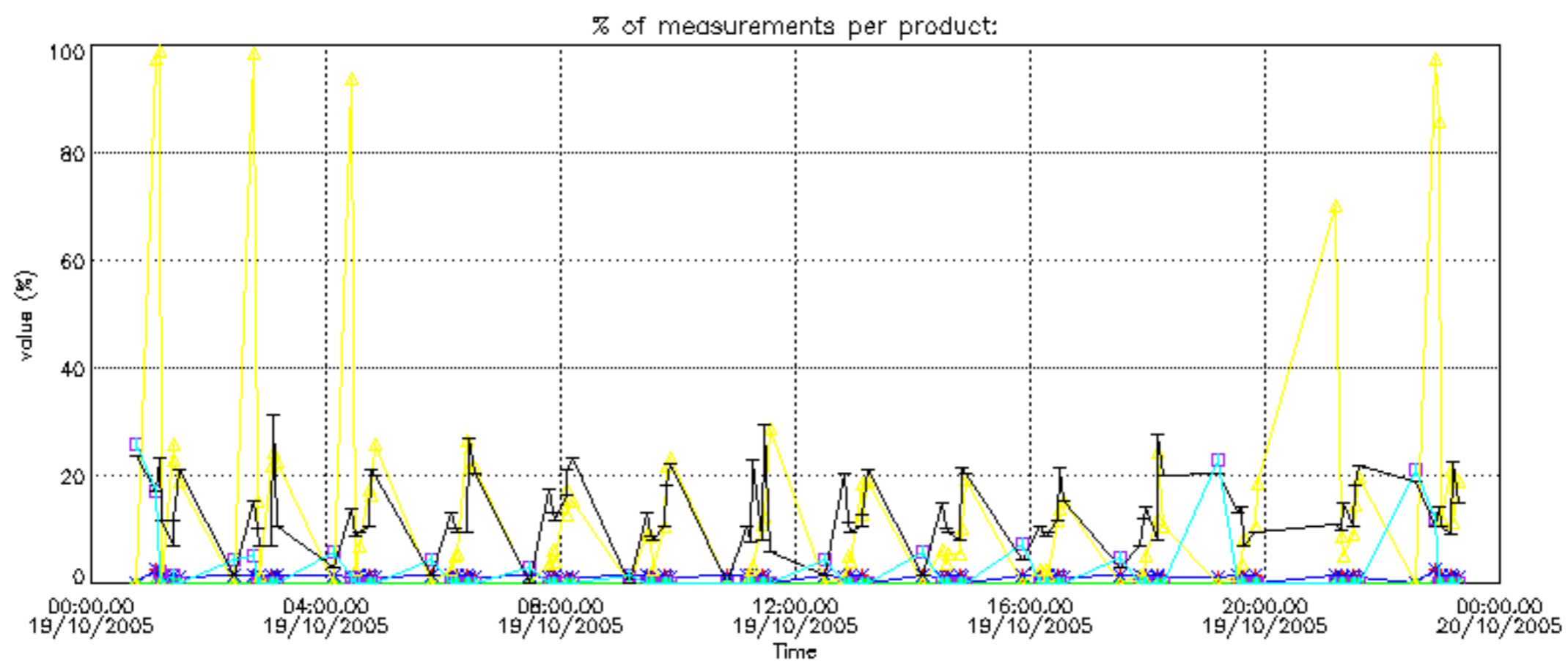
Percentage of flagged data per NO2 profile

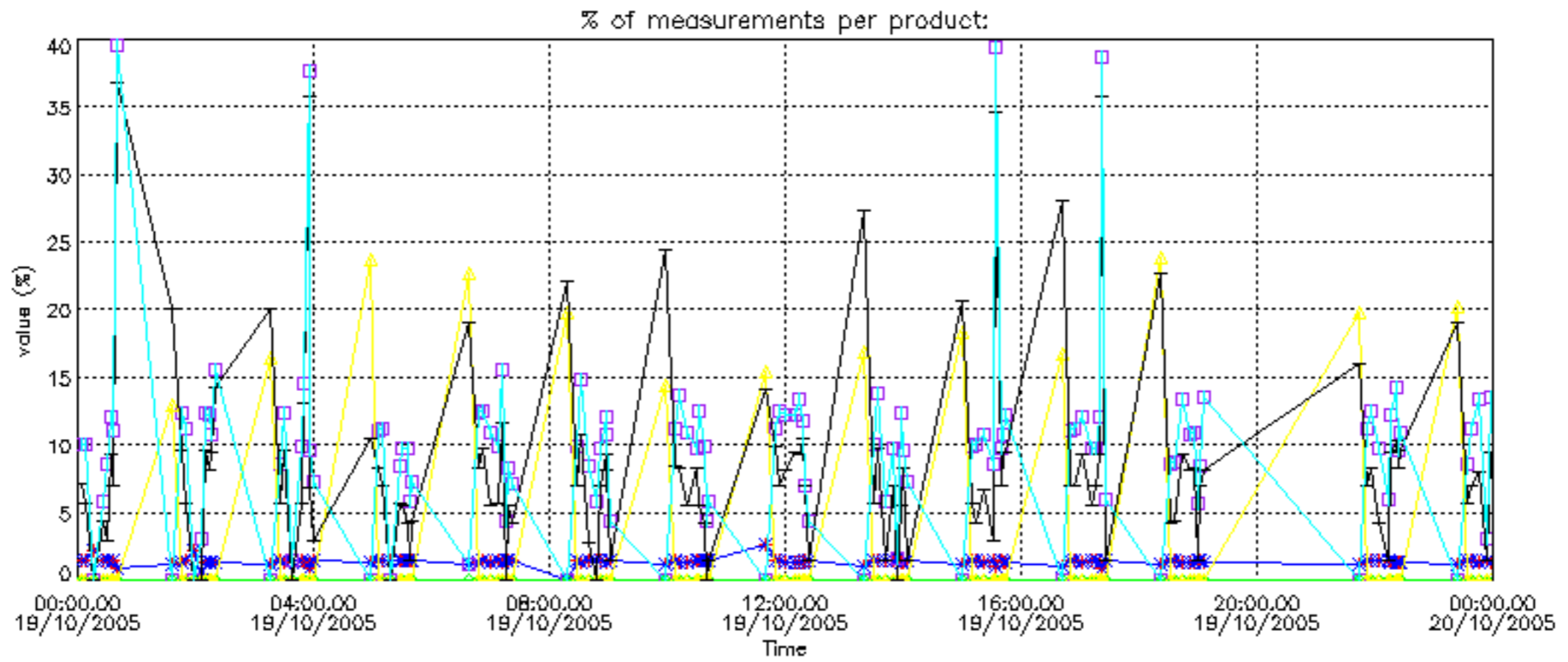


Percentage of flagged data per NO3 profile

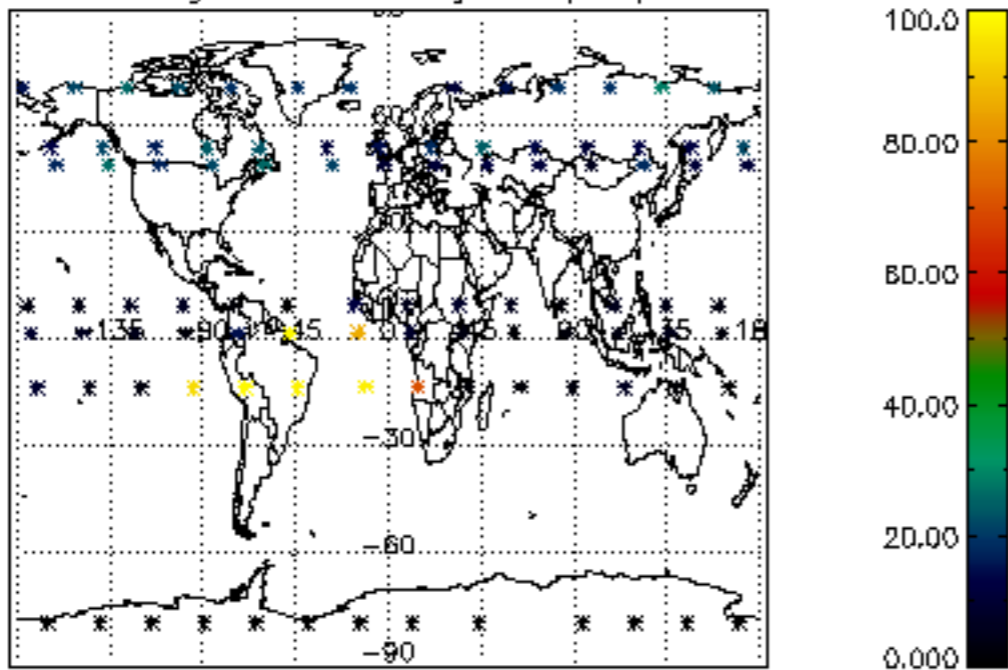




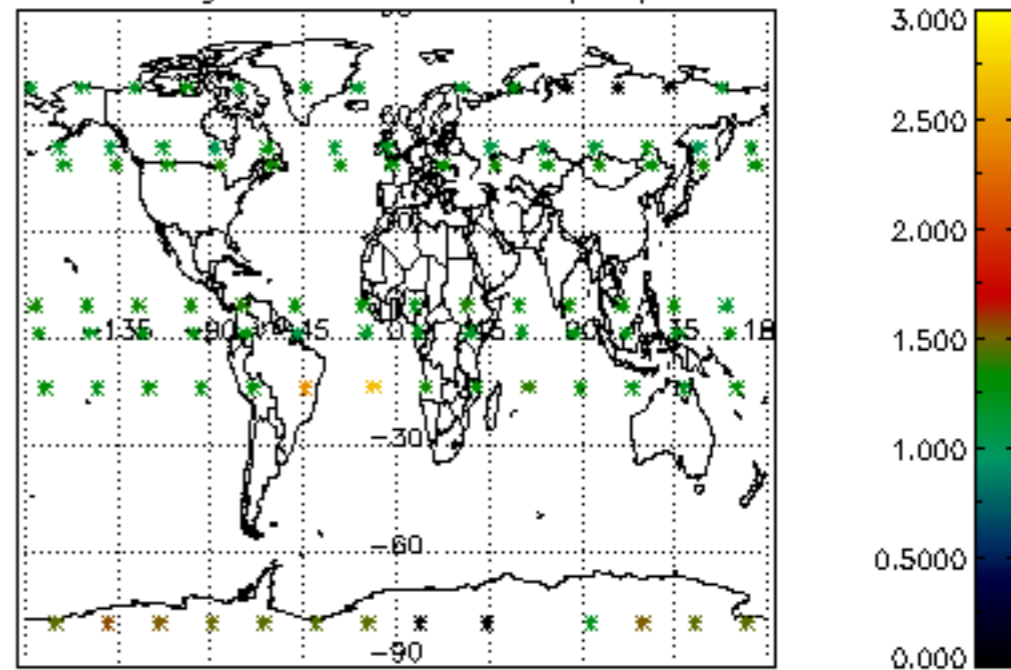




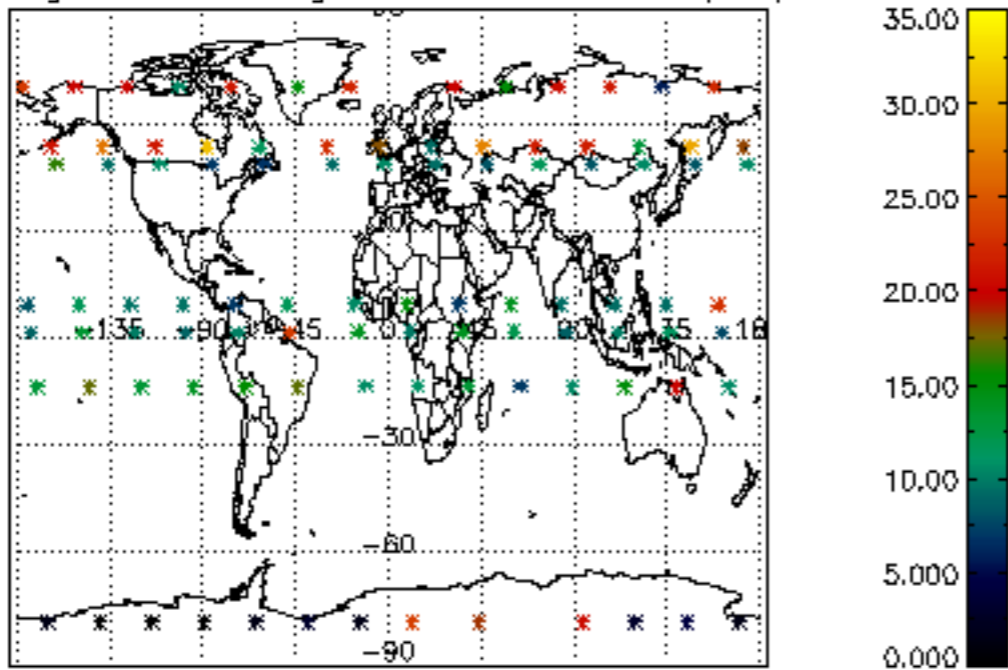
Percentage of cosmic ray hits per profile



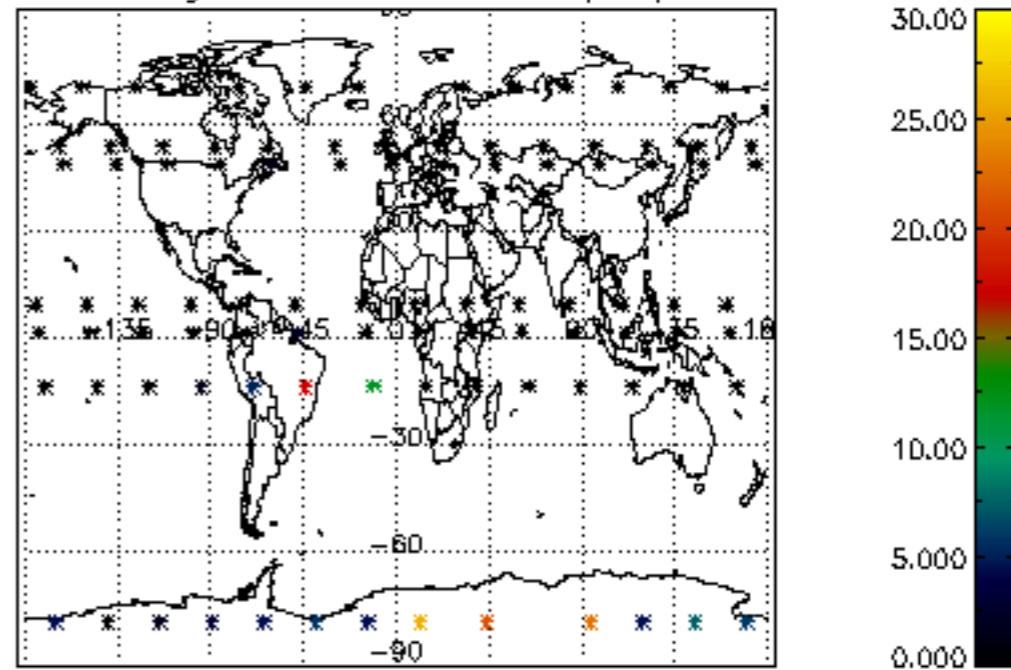
Percentage of datation errors per profile



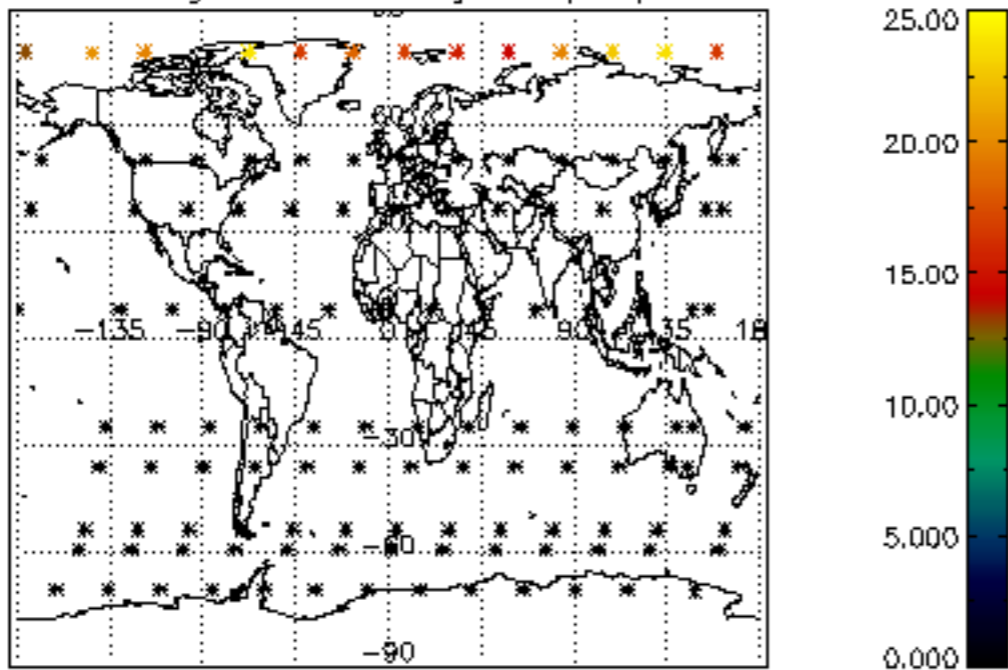
Percentage of star falling outside central band per profile



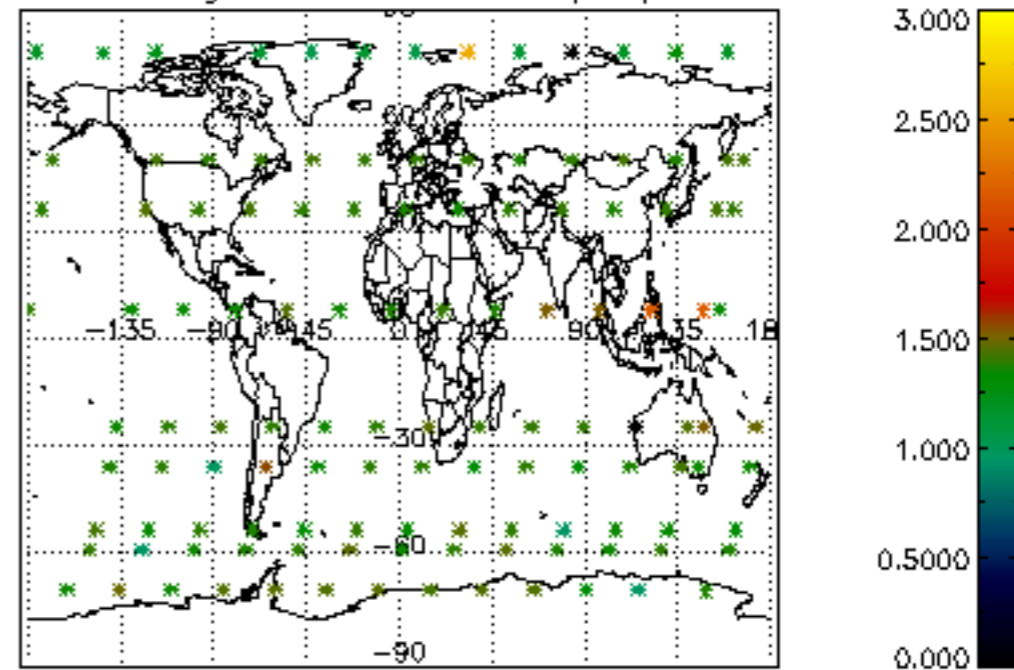
Percentage of saturation errors per profile



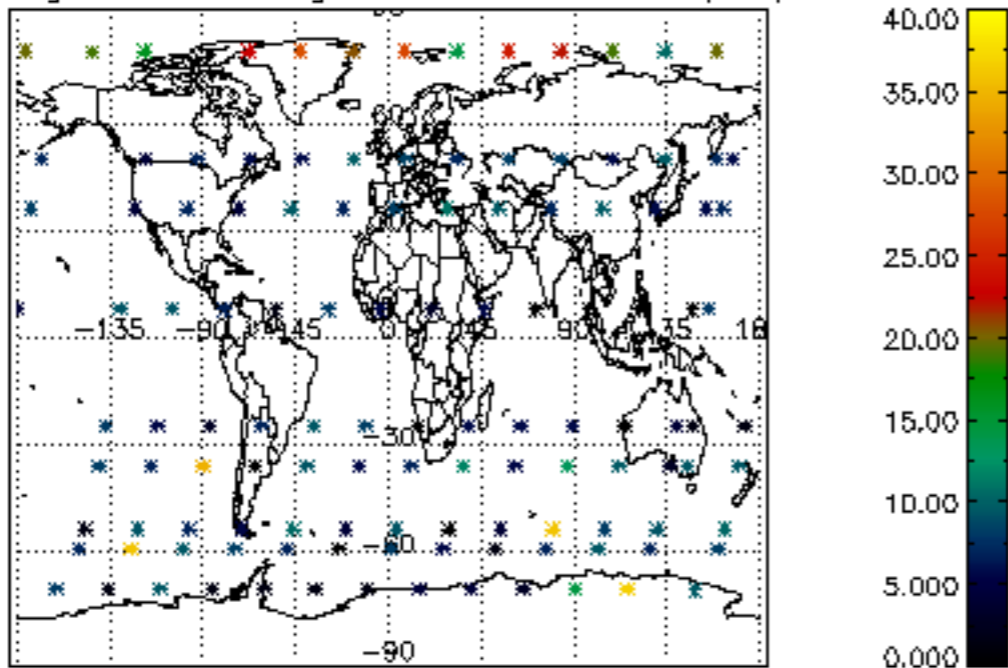
Percentage of cosmic ray hits per profile



Percentage of datation errors per profile



Percentage of star falling outside central band per profile



Percentage of saturation errors per profile

