

GOMOS Level 2 Daily Report

SUMMARY

[1. General Info](#)

[2. Summary of processed GOM_NL_2P products](#)

[3. Level 2 Quality information per product](#)

[3.1 Plot of level 2 quality information per product \(time dependant\)](#)

[3.2 Plot of level 2 quality information per product \(world map\)](#)

[4. Level 1 Quality information per product \(stored on level 2 products\)](#)

[4.1 Plot of level 1 quality information per product \(time dependant\)](#)

[4.1.1 Plot of level 1 quality information per product \(time dependant\): ASCENDING](#)

[4.1.2 Plot of level 1 quality information per product \(time dependant\): DESCENDING](#)

[4.2 Plot of level 1 quality information per product \(world map\)](#)

[4.2.1 Plot of level 1 quality information per product \(world map\): ASCENDING](#)

[4.2.2 Plot of level 1 quality information per product \(world map\): DESCENDING](#)

[5. Ozone profiles based on quality statistics and other trace gas profiles](#)

[5.1 Ozone statistics based on quality of products](#)

[5.2 Plot ozone profiles for all STD \(dark without errors\)](#)

[5.3 Plot ozone profiles where STD < 20% \(dark without errors\)](#)

[5.4. Plot ozone profiles where STD < 10% \(dark without errors\)](#)

[5.5. Plot ozone profiles where STD < 5% \(dark without errors\)](#)

[5.6 Plot NO2 profiles for all STD \(dark without errors\)](#)

[5.7 Plot NO3 profiles for all STD \(dark without errors\)](#)

[5.8 Plot H2O profiles \(only for occultations of stars 1,2,3,4,13,14,16,26,63 dark without errors\) for all STD](#)

[6. Auxiliary Data Files used for the production reported in section 2](#)

This report presents the daily analysis on parameters extracted from GOMOS level 2 data (GOM_NL__2P). It is intended to monitor some important parameters that will impact the quality of these products. A list of level 2 products (and content) that have arrived during the reporting day to the PCF is also given.

Item	Value
Time of report generation	18APR2013 11:55:39
Data source version	GOMOS/6.01
Start time of products	18-10-2005 (18OCT2005 00:00:00)
Stop time of products	19-10-2005 (19OCT2005 00:00:00)
Store outputs in DB	Yes
Nb of level 2 prods	230
Nb of prods with errors	0

2. Summary of processed GOM_NL__2P products.

Nr	Filename	UTC Start time	Limb	Duration	Star Id	Star Name	Star Mag	Star Temp	Nb Meas	Orbit	Prod. error
1	GOM_NL__2PRFIN20051018_000039_000000402041_00403_18994_7701.N1	18-OCT-2005 00:00:39	Dark	40.000	46	Del Vel	1.9540	10600.	80	18994	No
2	GOM_NL__2PRFIN20051018_000255_000000372041_00403_18994_7702.N1	18-OCT-2005 00:02:55	Dark	37.000	29	Bet Car	1.6720	10200.	74	18994	No
3	GOM_NL__2PRFIN20051018_001358_000000372041_00403_18994_7703.N1	18-OCT-2005 00:13:58	Dark	37.000	143	Alp Hyi	2.8570	7200.0	74	18994	No
4	GOM_NL__2PRFIN20051018_001524_000000482041_00403_18994_7704.N1	18-OCT-2005 00:15:24	Dark	48.000	9	Alp Eri	0.45300	24000.	96	18994	No
5	GOM_NL__2PRFIN20051018_002023_000000392041_00403_18994_7705.N1	18-OCT-2005 00:20:23	Straylight	39.000	84	Alp Phe	2.3970	4500.0	78	18994	No
6	GOM_NL__2PRFIN20051018_002657_000000422041_00403_18994_7706.N1	18-OCT-2005 00:26:57	Straylight	42.000	52	16Bet Cet	2.0370	4500.0	84	18994	No
7	GOM_NL__2PRFIN20051018_003633_000000362041_00403_18994_7707.N1	18-OCT-2005 00:36:33	Bright	36.000	140	88Gam Peg	2.8340	26000.	72	18994	No
8	GOM_NL__2PRFIN20051018_004029_000000342041_00403_18994_7708.N1	18-OCT-2005 00:40:29	Bright	34.000	58	21Alp And	2.0730	11000.	68	18994	No
9	GOM_NL__2PRFIN20051018_004859_000000332041_00403_18994_7709.N1	18-OCT-2005 00:48:59	Bright	32.500	74	11Bet Cas	2.2680	6600.0	65	18994	No
10	GOM_NL__2PRFIN20051018_005731_000000332041_00403_18994_7710.N1	18-OCT-2005 00:57:31	Bright	33.000	49	1Alp UMi	1.9900	6300.0	66	18994	No
11	GOM_NL__2PRFIN20051018_010039_000000372041_00403_18994_7711.N1	18-OCT-2005 01:00:39	Bright	36.500	60	7Bet UMi	2.0810	3950.0	73	18994	No
12	GOM_NL__2PRFIN20051018_010545_000000382041_00403_18994_7712.N1	18-OCT-2005 01:05:45	Bright	37.500	36	50Alp UMa	1.8000	6300.0	75	18994	No
13	GOM_NL__2PRFIN20051018_010719_000000372041_00403_18994_7713.N1	18-OCT-2005 01:07:19	Bright	36.500	82	48Bet UMa	2.3650	10600.	73	18994	No
14	GOM_NL__2PRFIN20051018_011045_000000362041_00403_18994_7714.N1	18-OCT-2005 01:10:45	Bright	36.000	174	52Psi UMa	3.0040	4400.0	72	18994	No
15	GOM_NL__2PRFIN20051018_011734_000000332041_00403_18994_7715.N1	18-OCT-2005 01:17:34	Bright	33.000	96	68Del Leo	2.5600	9300.0	66	18994	No
16	GOM_NL__2PRFIN20051018_013812_000000322041_00403_18994_7716.N1	18-OCT-2005 01:38:12	Dark	32.000	65	Lam Vel	2.2040	4400.0	64	18994	No
17	GOM_NL__2PRFIN20051018_014116_000000402041_00404_18995_7701.N1	18-OCT-2005 01:41:16	Dark	39.500	46	Del Vel	1.9540	10600.	79	18995	No
18	GOM_NL__2PRFIN20051018_014331_000000402041_00404_18995_7702.N1	18-OCT-2005 01:43:31	Dark	40.000	29	Bet Car	1.6720	10200.	80	18995	No
19	GOM_NL__2PRFIN20051018_015435_000000382041_00404_18995_7703.N1	18-OCT-2005 01:54:35	Dark	37.500	143	Alp Hyi	2.8570	7200.0	75	18995	No
20	GOM_NL__2PRFIN20051018_015601_000000432041_00404_18995_7704.N1	18-OCT-2005 01:56:01	Dark	43.000	9	Alp Eri	0.45300	24000.	86	18995	No
21	GOM_NL__2PRFIN20051018_020059_000000422041_00404_18995_7705.N1	18-OCT-2005 02:00:59	Straylight	41.500	84	Alp Phe	2.3970	4500.0	83	18995	No
22	GOM_NL__2PRFIN20051018_020733_000000452041_00404_18995_7706.N1	18-OCT-2005 02:07:33	Straylight	45.000	52	16Bet Cet	2.0370	4500.0	90	18995	No
23	GOM_NL__2PRFIN20051018_021708_000000362041_00404_18995_7707.N1	18-OCT-2005 02:17:08	Bright	35.500	140	88Gam Peg	2.8340	26000.	71	18995	No
24	GOM_NL__2PRFIN20051018_022105_000000372041_00404_18995_7708.N1	18-OCT-2005 02:21:05	Bright	36.500	58	21Alp And	2.0730	11000.	73	18995	No
25	GOM_NL__2PRFIN20051018_022935_000000362041_00404_18995_7709.N1	18-OCT-2005 02:29:35	Bright	36.000	74	11Bet Cas	2.2680	6600.0	72	18995	No
26	GOM_NL__2PRFIN20051018_023807_000000352041_00404_18995_7710.N1	18-OCT-2005 02:38:07	Bright	35.000	49	1Alp UMi	1.9900	6300.0	70	18995	No
27	GOM_NL__2PRFIN20051018_024115_000000362041_00404_18995_7711.N1	18-OCT-2005 02:41:15	Bright	35.500	60	7Bet UMi	2.0810	3950.0	71	18995	No
28	GOM_NL__2PRFIN20051018_024622_000000382041_00404_18995_7712.N1	18-OCT-2005 02:46:22	Bright	37.500	36	50Alp UMa	1.8000	6300.0	75	18995	No
29	GOM_NL__2PRFIN20051018_024755_000000362041_00404_18995_7713.N1	18-OCT-2005 02:47:55	Bright	36.000	82	48Bet UMa	2.3650	10600.	72	18995	No
30	GOM_NL__2PRFIN20051018_025121_000000352041_00404_18995_7714.N1	18-OCT-2005 02:51:21	Bright	34.500	174	52Psi UMa	3.0040	4400.0	69	18995	No
31	GOM_NL__2PRFIN20051018_025810_000000342041_00404_18995_7715.N1	18-OCT-2005 02:58:10	Bright	34.000	96	68Del Leo	2.5600	9300.0	68	18995	No
32	GOM_NL__2PRFIN20051018_031849_000000322041_00404_18995_7716.N1	18-OCT-2005 03:18:49	Dark	32.000	65	Lam Vel	2.2040	4400.0	64	18995	No
33	GOM_NL__2PRFIN20051018_032152_000000392041_00405_18996_7701.N1	18-OCT-2005 03:21:52	Dark	39.000	46	Del Vel	1.9540	10600.	78	18996	No
34	GOM_NL__2PRFIN20051018_032408_000000372041_00405_18996_7702.N1	18-OCT-2005 03:24:08	Dark	37.000	29	Bet Car	1.6720	10200.	74	18996	No
35	GOM_NL__2PRFIN20051018_033511_000000372041_00405_18996_7703.N1	18-OCT-2005 03:35:11	Dark	37.000	143	Alp Hyi	2.8570	7200.0	74	18996	No
36	GOM_NL__2PRFIN20051018_033637_000000472041_00405_18996_7704.N1	18-OCT-2005 03:36:37	Dark	47.000	9	Alp Eri	0.45300	24000.	94	18996	No
37	GOM_NL__2PRFIN20051018_034135_000000432041_00405_18996_7705.N1	18-OCT-2005 03:41:35	Straylight	43.000	84	Alp Phe	2.3970	4500.0	86	18996	No
38	GOM_NL__2PRFIN20051018_034810_000000432041_00405_18996_7706.N1	18-OCT-2005 03:48:10	Straylight	42.500	52	16Bet Cet	2.0370	4500.0	85	18996	No
39	GOM_NL__2PRFIN20051018_035745_000000372041_00405_18996_7707.N1	18-OCT-2005 03:57:45	Bright	36.500	140	88Gam Peg	2.8340	26000.	73	18996	No
40	GOM_NL__2PRFIN20051018_040141_000000362041_00405_18996_7708.N1	18-OCT-2005 04:01:41	Bright	36.000	58	21Alp And	2.0730	11000.	72	18996	No
41	GOM_NL__2PRFIN20051018_041011_000000372041_00405_18996_7709.N1	18-OCT-2005 04:10:11	Bright	36.500	74	11Bet Cas	2.2680	6600.0	73	18996	No
42	GOM_NL__2PRFIN20051018_041843_000000362041_00405_18996_7710.N1	18-OCT-2005 04:18:43	Bright	36.000	49	1Alp UMi	1.9900	6300.0	72	18996	No

43	GOM_NL__2PRFIN20051018_042151_000000332041_00405_18996_7711.N1	18-OCT-2005 04:21:51	Bright	32.500	60	7Bet UMi	2.0810	3950.0	65	18996	No
44	GOM_NL__2PRFIN20051018_042657_000000382041_00405_18996_7712.N1	18-OCT-2005 04:26:57	Bright	37.500	36	50Alp UMa	1.8000	6300.0	75	18996	No
45	GOM_NL__2PRFIN20051018_042831_000000362041_00405_18996_7713.N1	18-OCT-2005 04:28:31	Bright	35.500	82	48Bet UMa	2.3650	10600.	71	18996	No
46	GOM_NL__2PRFIN20051018_043157_000000352041_00405_18996_7714.N1	18-OCT-2005 04:31:57	Bright	35.000	174	52Psi UMa	3.0040	4400.0	70	18996	No
47	GOM_NL__2PRFIN20051018_043846_000000342041_00405_18996_7715.N1	18-OCT-2005 04:38:46	Bright	33.500	96	68Del Leo	2.5600	9300.0	67	18996	No
48	GOM_NL__2PRFIN20051018_045925_000000242041_00405_18996_7716.N1	18-OCT-2005 04:59:25	Dark	24.000	65	Lam Vel	2.2040	4400.0	48	18996	No
49	GOM_NL__2PRFIN20051018_050229_000000402041_00406_18997_7701.N1	18-OCT-2005 05:02:29	Dark	40.000	46	Del Vel	1.9540	10600.	80	18997	No
50	GOM_NL__2PRFIN20051018_050444_000000442041_00406_18997_7702.N1	18-OCT-2005 05:04:44	Dark	44.000	29	Bet Car	1.6720	10200.	88	18997	No
51	GOM_NL__2PRFIN20051018_051547_000000392041_00406_18997_7703.N1	18-OCT-2005 05:15:47	Dark	38.500	143	Alp Hyi	2.8570	7200.0	77	18997	No
52	GOM_NL__2PRFIN20051018_051713_000000452041_00406_18997_7704.N1	18-OCT-2005 05:17:13	Dark	45.000	9	Alp Eri	0.45300	24000.	90	18997	No
53	GOM_NL__2PRFIN20051018_052211_000000422041_00406_18997_7705.N1	18-OCT-2005 05:22:11	Straylight	42.000	84	Alp Phe	2.3970	4500.0	84	18997	No
54	GOM_NL__2PRFIN20051018_052846_000000462041_00406_18997_7706.N1	18-OCT-2005 05:28:46	Straylight	45.500	52	16Bet Cet	2.0370	4500.0	91	18997	No
55	GOM_NL__2PRFIN20051018_053821_000000362041_00406_18997_7707.N1	18-OCT-2005 05:38:21	Bright	35.500	140	88Gam Peg	2.8340	26000.	71	18997	No
56	GOM_NL__2PRFIN20051018_054217_000000352041_00406_18997_7708.N1	18-OCT-2005 05:42:17	Bright	35.000	58	21Alp And	2.0730	11000.	70	18997	No
57	GOM_NL__2PRFIN20051018_055047_000000372041_00406_18997_7709.N1	18-OCT-2005 05:50:47	Bright	37.000	74	11Bet Cas	2.2680	6600.0	74	18997	No
58	GOM_NL__2PRFIN20051018_055919_000000362041_00406_18997_7710.N1	18-OCT-2005 05:59:19	Bright	36.000	49	1Alp UMi	1.9900	6300.0	72	18997	No
59	GOM_NL__2PRFIN20051018_060227_000000362041_00406_18997_7711.N1	18-OCT-2005 06:02:27	Bright	35.500	60	7Bet UMi	2.0810	3950.0	71	18997	No
60	GOM_NL__2PRFIN20051018_060734_000000352041_00406_18997_7712.N1	18-OCT-2005 06:07:34	Bright	35.000	36	50Alp UMa	1.8000	6300.0	70	18997	No
61	GOM_NL__2PRFIN20051018_060907_000000362041_00406_18997_7713.N1	18-OCT-2005 06:09:07	Bright	36.000	82	48Bet UMa	2.3650	10600.	72	18997	No
62	GOM_NL__2PRFIN20051018_061233_000000482041_00406_18997_7714.N1	18-OCT-2005 06:12:33	Bright	47.500	174	52Psi UMa	3.0040	4400.0	95	18997	No
63	GOM_NL__2PRFIN20051018_061922_000000342041_00406_18997_7715.N1	18-OCT-2005 06:19:22	Bright	33.500	96	68Del Leo	2.5600	9300.0	67	18997	No
64	GOM_NL__2PRFIN20051018_064002_000000242041_00406_18997_7716.N1	18-OCT-2005 06:40:02	Dark	24.000	65	Lam Vel	2.2040	4400.0	48	18997	No
65	GOM_NL__2PRFIN20051018_064305_000000422041_00407_18998_7701.N1	18-OCT-2005 06:43:05	Dark	42.000	46	Del Vel	1.9540	10600.	84	18998	No
66	GOM_NL__2PRFIN20051018_064520_000000402041_00407_18998_7702.N1	18-OCT-2005 06:45:20	Dark	39.500	29	Bet Car	1.6720	10200.	79	18998	No
67	GOM_NL__2PRFIN20051018_065624_000000372041_00407_18998_7703.N1	18-OCT-2005 06:56:24	Dark	36.500	143	Alp Hyi	2.8570	7200.0	73	18998	No
68	GOM_NL__2PRFIN20051018_065750_000000462041_00407_18998_7704.N1	18-OCT-2005 06:57:50	Dark	45.500	9	Alp Eri	0.45300	24000.	91	18998	No
69	GOM_NL__2PRFIN20051018_070248_000000412041_00407_18998_7705.N1	18-OCT-2005 07:02:48	Straylight	41.000	84	Alp Phe	2.3970	4500.0	82	18998	No
70	GOM_NL__2PRFIN20051018_070922_000000402041_00407_18998_7706.N1	18-OCT-2005 07:09:22	Straylight	40.000	52	16Bet Cet	2.0370	4500.0	80	18998	No
71	GOM_NL__2PRFIN20051018_071857_000000362041_00407_18998_7707.N1	18-OCT-2005 07:18:57	Bright	35.500	140	88Gam Peg	2.8340	26000.	71	18998	No
72	GOM_NL__2PRFIN20051018_072253_000000362041_00407_18998_7708.N1	18-OCT-2005 07:22:53	Bright	35.500	58	21Alp And	2.0730	11000.	71	18998	No
73	GOM_NL__2PRFIN20051018_073123_000000362041_00407_18998_7709.N1	18-OCT-2005 07:31:23	Bright	35.500	74	11Bet Cas	2.2680	6600.0	71	18998	No
74	GOM_NL__2PRFIN20051018_073955_000000362041_00407_18998_7710.N1	18-OCT-2005 07:39:55	Bright	35.500	49	1Alp UMi	1.9900	6300.0	71	18998	No
75	GOM_NL__2PRFIN20051018_074304_000000362041_00407_18998_7711.N1	18-OCT-2005 07:43:04	Bright	36.000	60	7Bet UMi	2.0810	3950.0	72	18998	No
76	GOM_NL__2PRFIN20051018_074809_000000372041_00407_18998_7712.N1	18-OCT-2005 07:48:09	Bright	36.500	36	50Alp UMa	1.8000	6300.0	73	18998	No
77	GOM_NL__2PRFIN20051018_074943_000000352041_00407_18998_7713.N1	18-OCT-2005 07:49:43	Bright	35.000	82	48Bet UMa	2.3650	10600.	70	18998	No
78	GOM_NL__2PRFIN20051018_075309_000000502041_00407_18998_7714.N1	18-OCT-2005 07:53:09	Bright	49.500	174	52Psi UMa	3.0040	4400.0	99	18998	No
79	GOM_NL__2PRFIN20051018_075959_000000342041_00407_18998_7715.N1	18-OCT-2005 07:59:59	Bright	33.500	96	68Del Leo	2.5600	9300.0	67	18998	No
80	GOM_NL__2PRFIN20051018_082038_000000162041_00407_18998_7716.N1	18-OCT-2005 08:20:38	Dark	16.000	65	Lam Vel	2.2040	4400.0	32	18998	No
81	GOM_NL__2PRFIN20051018_082342_000000402041_00408_18999_7701.N1	18-OCT-2005 08:23:42	Dark	39.500	46	Del Vel	1.9540	10600.	79	18999	No
82	GOM_NL__2PRFIN20051018_082556_000000382041_00408_18999_7702.N1	18-OCT-2005 08:25:56	Dark	38.000	29	Bet Car	1.6720	10200.	76	18999	No
83	GOM_NL__2PRFIN20051018_083700_000000382041_00408_18999_7703.N1	18-OCT-2005 08:37:00	Dark	38.000	143	Alp Hyi	2.8570	7200.0	76	18999	No
84	GOM_NL__2PRFIN20051018_083826_000000422041_00408_18999_7704.N1	18-OCT-2005 08:38:26	Dark	41.500	9	Alp Eri	0.45300	24000.	83	18999	No
85	GOM_NL__2PRFIN20051018_084324_000000392041_00408_18999_7705.N1	18-OCT-2005 08:43:24	Straylight	38.500	84	Alp Phe	2.3970	4500.0	77	18999	No
86	GOM_NL__2PRFIN20051018_084958_000000442041_00408_18999_7706.N1	18-OCT-2005 08:49:58	Straylight	43.500	52	16Bet Cet	2.0370	4500.0	87	18999	No
87	GOM_NL__2PRFIN20051018_085933_000000352041_00408_18999_7707.N1	18-OCT-2005 08:59:33	Bright	35.000	140	88Gam Peg	2.8340	26000.	70	18999	No
88	GOM_NL__2PRFIN20051018_090329_000000372041_00408_18999_7708.N1	18-OCT-2005 09:03:29	Bright	36.500	58	21Alp And	2.0730	11000.	73	18999	No
89	GOM_NL__2PRFIN20051018_091158_000000362041_00408_18999_7709.N1	18-OCT-2005 09:11:58	Bright	35.500	74	11Bet Cas	2.2680	6600.0	71	18999	No
90	GOM_NL__2PRFIN20051018_092031_000000372041_00408_18999_7710.N1	18-OCT-2005 09:20:31	Bright	36.500	49	1Alp UMi	1.9900	6300.0	73	18999	No
91	GOM_NL__2PRFIN20051018_092340_000000362041_00408_18999_7711.N1	18-OCT-2005 09:23:40	Bright	36.000	60	7Bet UMi	2.0810	3950.0	72	18999	No
92	GOM_NL__2PRFIN20051018_092846_000000342041_00408_18999_7712.N1	18-OCT-2005 09:28:46	Bright	34.000	36	50Alp UMa	1.8000	6300.0	68	18999	No
93	GOM_NL__2PRFIN20051018_093019_000000362041_00408_18999_7713.N1	18-OCT-2005 09:30:19	Bright	36.000	82	48Bet UMa	2.3650	10600.	72	18999	No
94	GOM_NL__2PRFIN20051018_093345_000000412041_00408_18999_7714.N1	18-OCT-2005 09:33:45	Bright	41.000	174	52Psi UMa	3.0040	4400.0	82	18999	No
95	GOM_NL__2PRFIN20051018_094035_000000332041_00408_18999_7715.N1	18-OCT-2005 09:40:35	Bright	33.000	96	68Del Leo	2.5600	9300.0	66	18999	No
96	GOM_NL__2PRFIN20051018_100115_000000162041_00408_18999_7716.N1	18-OCT-2005 10:01:15	Dark	16.000	65	Lam Vel	2.2040	4400.0	32	18999	No
97	GOM_NL__2PRFIN20051018_100418_000000442041_00409_19000_7701.N1	18-OCT-2005 10:04:18	Dark	44.000	46	Del Vel	1.9540	10600.	88	19000	No
98	GOM_NL__2PRFIN20051018_100632_000000382041_00409_19000_7702.N1	18-OCT-2005 10:06:32	Dark	37.500	29	Bet Car	1.6720	10200.	75	19000	No
99	GOM_NL__2PRFIN20051018_101736_000000382041_00409_19000_7703.N1	18-OCT-2005 10:17:36	Dark	37.500	143	Alp Hyi	2.8570	7200.0	75	19000	No
100	GOM_NL__2PRFIN20051018_101902_000000432041_00409_19000_7704.N1	18-OCT-2005 10:19:02	Dark	42.500	9	Alp Eri	0.45300	24000.	85	19000	No
101	GOM_NL__2PRFIN20051018_102400_000000392041_00409_19000_7705.N1	18-OCT-2005 10:24:00	Straylight	38.500	84	Alp Phe	2.3970	4500.0	77	19000	No

102	GOM_NL__2PRFIN20051018_103034_000000422041_00409_19000_7706.N1	18-OCT-2005 10:30:34	Straylight	41.500	52	16Bet Cet	2.0370	4500.0	83	19000	No
103	GOM_NL__2PRFIN20051018_104009_000000362041_00409_19000_7707.N1	18-OCT-2005 10:40:09	Bright	35.500	140	88Gam Peg	2.8340	26000.	71	19000	No
104	GOM_NL__2PRFIN20051018_104405_000000362041_00409_19000_7708.N1	18-OCT-2005 10:44:05	Bright	36.000	58	21Alp And	2.0730	11000.	72	19000	No
105	GOM_NL__2PRFIN20051018_105234_000000372041_00409_19000_7709.N1	18-OCT-2005 10:52:34	Bright	36.500	74	11Bet Cas	2.2680	6600.0	73	19000	No
106	GOM_NL__2PRFIN20051018_110107_000000362041_00409_19000_7710.N1	18-OCT-2005 11:01:07	Bright	35.500	49	1Alp UMi	1.9900	6300.0	71	19000	No
107	GOM_NL__2PRFIN20051018_110416_000000392041_00409_19000_7711.N1	18-OCT-2005 11:04:16	Bright	39.000	60	7Bet UMi	2.0810	3950.0	78	19000	No
108	GOM_NL__2PRFIN20051018_110921_000000352041_00409_19000_7712.N1	18-OCT-2005 11:09:21	Bright	34.500	36	50Alp UMa	1.8000	6300.0	69	19000	No
109	GOM_NL__2PRFIN20051018_111055_000000342041_00409_19000_7713.N1	18-OCT-2005 11:10:55	Bright	34.000	82	48Bet UMa	2.3650	10600.	68	19000	No
110	GOM_NL__2PRFIN20051018_111421_000000342041_00409_19000_7714.N1	18-OCT-2005 11:14:21	Bright	34.000	174	52Psi UMa	3.0040	4400.0	68	19000	No
111	GOM_NL__2PRFIN20051018_112111_000000332041_00409_19000_7715.N1	18-OCT-2005 11:21:11	Bright	32.500	96	68Del Leo	2.5600	9300.0	65	19000	No
112	GOM_NL__2PRFIN20051018_114151_000000072041_00409_19000_7716.N1	18-OCT-2005 11:41:51	Dark	7.0000	65	Lam Vel	2.2040	4400.0	14	19000	No
113	GOM_NL__2PRFIN20051018_114709_000000382041_00410_19001_7721.N1	18-OCT-2005 11:47:09	Dark	38.000	29	Bet Car	1.6720	10200.	76	19001	No
114	GOM_NL__2PRFIN20051018_115812_000000372041_00410_19001_7722.N1	18-OCT-2005 11:58:12	Dark	37.000	143	Alp Hyi	2.8570	7200.0	74	19001	No
115	GOM_NL__2PRFIN20051018_115938_000000492041_00410_19001_7723.N1	18-OCT-2005 11:59:38	Dark	48.500	9	Alp Eri	0.45300	24000.	97	19001	No
116	GOM_NL__2PRFIN20051018_120436_000000402041_00410_19001_7724.N1	18-OCT-2005 12:04:36	Straylight	40.000	84	Alp Phe	2.3970	4500.0	80	19001	No
117	GOM_NL__2PRFIN20051018_121110_000000432041_00410_19001_7725.N1	18-OCT-2005 12:11:10	Straylight	42.500	52	16Bet Cet	2.0370	4500.0	85	19001	No
118	GOM_NL__2PRFIN20051018_122044_000000362041_00410_19001_7726.N1	18-OCT-2005 12:20:44	Bright	35.500	140	88Gam Peg	2.8340	26000.	71	19001	No
119	GOM_NL__2PRFIN20051018_122440_000000362041_00410_19001_7727.N1	18-OCT-2005 12:24:40	Bright	35.500	58	21Alp And	2.0730	11000.	71	19001	No
120	GOM_NL__2PRFIN20051018_123310_000000362041_00410_19001_7728.N1	18-OCT-2005 12:33:10	Bright	36.000	74	11Bet Cas	2.2680	6600.0	72	19001	No
121	GOM_NL__2PRFIN20051018_124452_000000372041_00410_19001_7729.N1	18-OCT-2005 12:44:52	Bright	36.500	60	7Bet UMi	2.0810	3950.0	73	19001	No
122	GOM_NL__2PRFIN20051018_124957_000000362041_00410_19001_7730.N1	18-OCT-2005 12:49:57	Bright	36.000	36	50Alp UMa	1.8000	6300.0	72	19001	No
123	GOM_NL__2PRFIN20051018_125131_000000352041_00410_19001_7731.N1	18-OCT-2005 12:51:31	Bright	35.000	82	48Bet UMa	2.3650	10600.	70	19001	No
124	GOM_NL__2PRFIN20051018_125457_000000362041_00410_19001_7732.N1	18-OCT-2005 12:54:57	Bright	36.000	174	52Psi UMa	3.0040	4400.0	72	19001	No
125	GOM_NL__2PRFIN20051018_130147_000000342041_00410_19001_7733.N1	18-OCT-2005 13:01:47	Bright	34.000	96	68Del Leo	2.5600	9300.0	68	19001	No
126	GOM_NL__2PRFIN20051018_132228_000000072041_00410_19001_7734.N1	18-OCT-2005 13:22:28	Dark	7.0000	65	Lam Vel	2.2040	4400.0	14	19001	No
127	GOM_NL__2PRFIN20051018_132745_000000382041_00411_19002_7721.N1	18-OCT-2005 13:27:45	Dark	37.500	29	Bet Car	1.6720	10200.	75	19002	No
128	GOM_NL__2PRFIN20051018_133848_000000392041_00411_19002_7722.N1	18-OCT-2005 13:38:48	Dark	38.500	143	Alp Hyi	2.8570	7200.0	77	19002	No
129	GOM_NL__2PRFIN20051018_134014_000000492041_00411_19002_7723.N1	18-OCT-2005 13:40:14	Dark	49.000	9	Alp Eri	0.45300	24000.	98	19002	No
130	GOM_NL__2PRFIN20051018_134512_000000422041_00411_19002_7724.N1	18-OCT-2005 13:45:12	Straylight	41.500	84	Alp Phe	2.3970	4500.0	83	19002	No
131	GOM_NL__2PRFIN20051018_135146_000000452041_00411_19002_7725.N1	18-OCT-2005 13:51:46	Straylight	45.000	52	16Bet Cet	2.0370	4500.0	90	19002	No
132	GOM_NL__2PRFIN20051018_140121_000000352041_00411_19002_7726.N1	18-OCT-2005 14:01:21	Bright	34.500	140	88Gam Peg	2.8340	26000.	69	19002	No
133	GOM_NL__2PRFIN20051018_140516_000000372041_00411_19002_7727.N1	18-OCT-2005 14:05:16	Bright	36.500	58	21Alp And	2.0730	11000.	73	19002	No
134	GOM_NL__2PRFIN20051018_141346_000000352041_00411_19002_7728.N1	18-OCT-2005 14:13:46	Bright	34.500	74	11Bet Cas	2.2680	6600.0	69	19002	No
135	GOM_NL__2PRFIN20051018_142218_000000362041_00411_19002_7729.N1	18-OCT-2005 14:22:18	Bright	35.500	49	1Alp UMi	1.9900	6300.0	71	19002	No
136	GOM_NL__2PRFIN20051018_142528_000000322041_00411_19002_7730.N1	18-OCT-2005 14:25:28	Bright	32.000	60	7Bet UMi	2.0810	3950.0	64	19002	No
137	GOM_NL__2PRFIN20051018_143033_000000372041_00411_19002_7731.N1	18-OCT-2005 14:30:33	Bright	36.500	36	50Alp UMa	1.8000	6300.0	73	19002	No
138	GOM_NL__2PRFIN20051018_143207_000000372041_00411_19002_7732.N1	18-OCT-2005 14:32:07	Bright	36.500	82	48Bet UMa	2.3650	10600.	73	19002	No
139	GOM_NL__2PRFIN20051018_143533_000000332041_00411_19002_7733.N1	18-OCT-2005 14:35:33	Bright	33.000	174	52Psi UMa	3.0040	4400.0	66	19002	No
140	GOM_NL__2PRFIN20051018_144223_000000342041_00411_19002_7734.N1	18-OCT-2005 14:42:23	Bright	34.000	96	68Del Leo	2.5600	9300.0	68	19002	No
141	GOM_NL__2PRFIN20051018_150155_000000402041_00411_19002_7735.N1	18-OCT-2005 15:01:55	Dark	40.000	113	Mu Vel	2.6920	5000.0	80	19002	No
142	GOM_NL__2PRFIN20051018_150608_000000412041_00412_19003_7721.N1	18-OCT-2005 15:06:08	Dark	41.000	46	Del Vel	1.9540	10600.	82	19003	No
143	GOM_NL__2PRFIN20051018_150821_000000392041_00412_19003_7722.N1	18-OCT-2005 15:08:21	Dark	39.000	29	Bet Car	1.6720	10200.	78	19003	No
144	GOM_NL__2PRFIN20051018_151925_000000362041_00412_19003_7723.N1	18-OCT-2005 15:19:25	Dark	36.000	143	Alp Hyi	2.8570	7200.0	72	19003	No
145	GOM_NL__2PRFIN20051018_152050_000000442041_00412_19003_7724.N1	18-OCT-2005 15:20:50	Dark	44.000	9	Alp Eri	0.45300	24000.	88	19003	No
146	GOM_NL__2PRFIN20051018_152548_000000442041_00412_19003_7725.N1	18-OCT-2005 15:25:48	Straylight	43.500	84	Alp Phe	2.3970	4500.0	87	19003	No
147	GOM_NL__2PRFIN20051018_153222_000000442041_00412_19003_7726.N1	18-OCT-2005 15:32:22	Straylight	44.000	52	16Bet Cet	2.0370	4500.0	88	19003	No
148	GOM_NL__2PRFIN20051018_154156_000000362041_00412_19003_7727.N1	18-OCT-2005 15:41:56	Bright	36.000	140	88Gam Peg	2.8340	26000.	72	19003	No
149	GOM_NL__2PRFIN20051018_154552_000000372041_00412_19003_7728.N1	18-OCT-2005 15:45:52	Bright	36.500	58	21Alp And	2.0730	11000.	73	19003	No
150	GOM_NL__2PRFIN20051018_155422_000000372041_00412_19003_7729.N1	18-OCT-2005 15:54:22	Bright	36.500	74	11Bet Cas	2.2680	6600.0	73	19003	No
151	GOM_NL__2PRFIN20051018_160254_000000362041_00412_19003_7730.N1	18-OCT-2005 16:02:54	Bright	35.500	49	1Alp UMi	1.9900	6300.0	71	19003	No
152	GOM_NL__2PRFIN20051018_160604_000000362041_00412_19003_7731.N1	18-OCT-2005 16:06:04	Bright	36.000	60	7Bet UMi	2.0810	3950.0	72	19003	No
153	GOM_NL__2PRFIN20051018_161109_000000352041_00412_19003_7732.N1	18-OCT-2005 16:11:09	Bright	35.000	36	50Alp UMa	1.8000	6300.0	70	19003	No
154	GOM_NL__2PRFIN20051018_161243_000000372041_00412_19003_7733.N1	18-OCT-2005 16:12:43	Bright	37.000	82	48Bet UMa	2.3650	10600.	74	19003	No
155	GOM_NL__2PRFIN20051018_161609_000000372041_00412_19003_7734.N1	18-OCT-2005 16:16:09	Bright	37.000	174	52Psi UMa	3.0040	4400.0	74	19003	No
156	GOM_NL__2PRFIN20051018_162259_000000472041_00412_19003_7735.N1	18-OCT-2005 16:22:59	Bright	46.500	96	68Del Leo	2.5600	9300.0	93	19003	No
157	GOM_NL__2PRFIN20051018_164231_000000382041_00412_19003_7736.N1	18-OCT-2005 16:42:31	Dark	37.500	113	Mu Vel	2.6920	5000.0	75	19003	No
158	GOM_NL__2PRFIN20051018_164644_000000402041_00413_19004_7721.N1	18-OCT-2005 16:46:44	Dark	39.500	46	Del Vel	1.9540	10600.	79	19004	No
159	GOM_NL__2PRFIN20051018_164857_000000392041_00413_19004_7722.N1	18-OCT-2005 16:48:57	Dark	39.000	29	Bet Car	1.6720	10200.	78	19004	No
160	GOM_NL__2PRFIN20051018_170001_000000372041_00413_19004_7723.N1	18-OCT-2005 17:00:01	Dark	37.000	143	Alp Hyi	2.8570	7200.0	74	19004	No

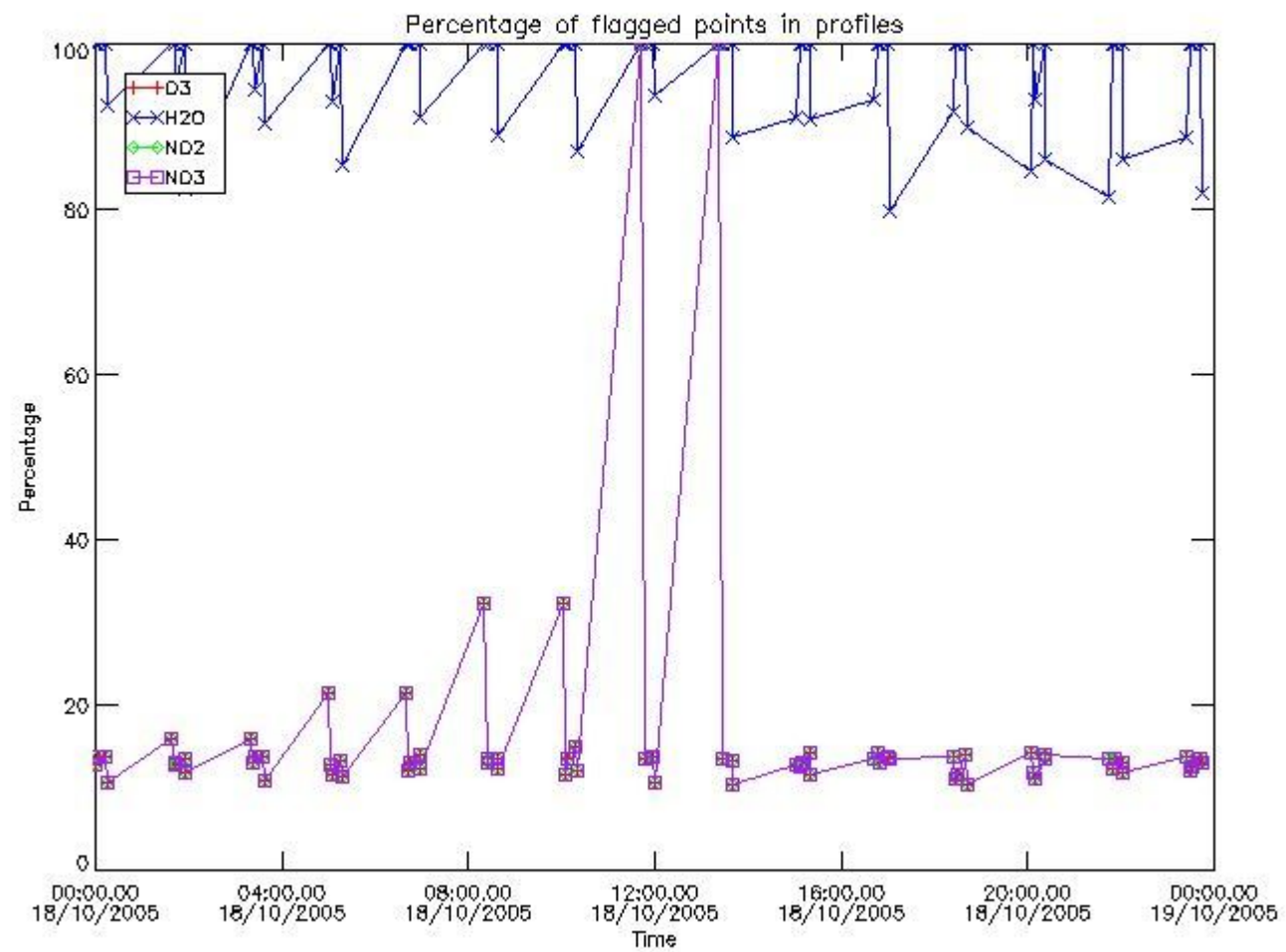
161	GOM_NL__2PRFIN20051018_170127_000000372041_00413_19004_7724.N1	18-OCT-2005 17:01:27	Dark	37.000	9	Alp Eri	0.45300	24000.	74	19004	No
162	GOM_NL__2PRFIN20051018_170624_000000412041_00413_19004_7725.N1	18-OCT-2005 17:06:24	Straylight	40.500	84	Alp Phe	2.3970	4500.0	81	19004	No
163	GOM_NL__2PRFIN20051018_171258_000000442041_00413_19004_7726.N1	18-OCT-2005 17:12:58	Straylight	44.000	52	16Bet Cet	2.0370	4500.0	88	19004	No
164	GOM_NL__2PRFIN20051018_172233_000000362041_00413_19004_7727.N1	18-OCT-2005 17:22:33	Bright	35.500	140	88Gam Peg	2.8340	26000.	71	19004	No
165	GOM_NL__2PRFIN20051018_172628_000000372041_00413_19004_7728.N1	18-OCT-2005 17:26:28	Bright	36.500	58	21Alp And	2.0730	11000.	73	19004	No
166	GOM_NL__2PRFIN20051018_173424_000000032041_00413_19004_7729.N1	18-OCT-2005 17:34:24	Straylight	3.0000	68	18Alp Cas	2.2250	4500.0	6	19004	No
167	GOM_NL__2PRFIN20051018_173458_000000372041_00413_19004_7730.N1	18-OCT-2005 17:34:58	Bright	36.500	74	11Bet Cas	2.2680	6600.0	73	19004	No
168	GOM_NL__2PRFIN20051018_174330_000000362041_00413_19004_7731.N1	18-OCT-2005 17:43:30	Bright	35.500	49	1Alp UMi	1.9900	6300.0	71	19004	No
169	GOM_NL__2PRFIN20051018_174640_000000372041_00413_19004_7732.N1	18-OCT-2005 17:46:40	Bright	37.000	60	7Bet UMi	2.0810	3950.0	74	19004	No
170	GOM_NL__2PRFIN20051018_175145_000000342041_00413_19004_7733.N1	18-OCT-2005 17:51:45	Bright	34.000	36	50Alp UMa	1.8000	6300.0	68	19004	No
171	GOM_NL__2PRFIN20051018_175319_000000532041_00413_19004_7734.N1	18-OCT-2005 17:53:19	Bright	53.000	82	48Bet UMa	2.3650	10600.	106	19004	No
172	GOM_NL__2PRFIN20051018_175645_000000362041_00413_19004_7735.N1	18-OCT-2005 17:56:45	Bright	35.500	174	52Psi UMa	3.0040	4400.0	71	19004	No
173	GOM_NL__2PRFIN20051018_180335_000000352041_00413_19004_7736.N1	18-OCT-2005 18:03:35	Bright	34.500	96	68Del Leo	2.5600	9300.0	69	19004	No
174	GOM_NL__2PRFIN20051018_182307_000000372041_00413_19004_7737.N1	18-OCT-2005 18:23:07	Dark	37.000	113	Mu Vel	2.6920	5000.0	74	19004	No
175	GOM_NL__2PRFIN20051018_182721_000000462041_00414_19005_7721.N1	18-OCT-2005 18:27:21	Dark	46.000	46	Del Vel	1.9540	10600.	92	19005	No
176	GOM_NL__2PRFIN20051018_182933_000000452041_00414_19005_7722.N1	18-OCT-2005 18:29:33	Dark	44.500	29	Bet Car	1.6720	10200.	89	19005	No
177	GOM_NL__2PRFIN20051018_184037_000000372041_00414_19005_7723.N1	18-OCT-2005 18:40:37	Dark	36.500	143	Alp Hyi	2.8570	7200.0	73	19005	No
178	GOM_NL__2PRFIN20051018_184203_000000502041_00414_19005_7724.N1	18-OCT-2005 18:42:03	Dark	49.500	9	Alp Eri	0.45300	24000.	99	19005	No
179	GOM_NL__2PRFIN20051018_184700_000000442041_00414_19005_7725.N1	18-OCT-2005 18:47:00	Straylight	43.500	84	Alp Phe	2.3970	4500.0	87	19005	No
180	GOM_NL__2PRFIN20051018_185334_000000432041_00414_19005_7726.N1	18-OCT-2005 18:53:34	Straylight	43.000	52	16Bet Cet	2.0370	4500.0	86	19005	No
181	GOM_NL__2PRFIN20051018_190308_000000362041_00414_19005_7727.N1	18-OCT-2005 19:03:08	Bright	36.000	140	88Gam Peg	2.8340	26000.	72	19005	No
182	GOM_NL__2PRFIN20051018_190704_000000362041_00414_19005_7728.N1	18-OCT-2005 19:07:04	Bright	36.000	58	21Alp And	2.0730	11000.	72	19005	No
183	GOM_NL__2PRFIN20051018_191500_000000032041_00414_19005_7729.N1	18-OCT-2005 19:15:00	Straylight	3.0000	68	18Alp Cas	2.2250	4500.0	6	19005	No
184	GOM_NL__2PRFIN20051018_191534_000000362041_00414_19005_7730.N1	18-OCT-2005 19:15:34	Bright	36.000	74	11Bet Cas	2.2680	6600.0	72	19005	No
185	GOM_NL__2PRFIN20051018_192406_000000372041_00414_19005_7731.N1	18-OCT-2005 19:24:06	Bright	36.500	49	1Alp UMi	1.9900	6300.0	73	19005	No
186	GOM_NL__2PRFIN20051018_192717_000000382041_00414_19005_7732.N1	18-OCT-2005 19:27:17	Bright	37.500	60	7Bet UMi	2.0810	3950.0	75	19005	No
187	GOM_NL__2PRFIN20051018_193221_000000382041_00414_19005_7733.N1	18-OCT-2005 19:32:21	Bright	37.500	36	50Alp UMa	1.8000	6300.0	75	19005	No
188	GOM_NL__2PRFIN20051018_193355_000000422041_00414_19005_7734.N1	18-OCT-2005 19:33:55	Bright	41.500	82	48Bet UMa	2.3650	10600.	83	19005	No
189	GOM_NL__2PRFIN20051018_193721_000000532041_00414_19005_7735.N1	18-OCT-2005 19:37:21	Bright	53.000	174	52Psi UMa	3.0040	4400.0	106	19005	No
190	GOM_NL__2PRFIN20051018_194412_000000342041_00414_19005_7736.N1	18-OCT-2005 19:44:12	Bright	34.000	96	68Del Leo	2.5600	9300.0	68	19005	No
191	GOM_NL__2PRFIN20051018_200343_000000402041_00414_19005_7737.N1	18-OCT-2005 20:03:43	Dark	39.500	113	Mu Vel	2.6920	5000.0	79	19005	No
192	GOM_NL__2PRFIN20051018_200757_000000432041_00415_19006_7721.N1	18-OCT-2005 20:07:57	Dark	43.000	46	Del Vel	1.9540	10600.	86	19006	No
193	GOM_NL__2PRFIN20051018_201010_000000462041_00415_19006_7722.N1	18-OCT-2005 20:10:10	Dark	45.500	29	Bet Car	1.6720	10200.	91	19006	No
194	GOM_NL__2PRFIN20051018_202113_000000382041_00415_19006_7723.N1	18-OCT-2005 20:21:13	Dark	38.000	143	Alp Hyi	2.8570	7200.0	76	19006	No
195	GOM_NL__2PRFIN20051018_202239_000000362041_00415_19006_7724.N1	18-OCT-2005 20:22:39	Dark	36.000	9	Alp Eri	0.45300	24000.	72	19006	No
196	GOM_NL__2PRFIN20051018_203411_000000432041_00415_19006_7725.N1	18-OCT-2005 20:34:11	Straylight	43.000	52	16Bet Cet	2.0370	4500.0	86	19006	No
197	GOM_NL__2PRFIN20051018_204345_000000362041_00415_19006_7726.N1	18-OCT-2005 20:43:45	Bright	35.500	140	88Gam Peg	2.8340	26000.	71	19006	No
198	GOM_NL__2PRFIN20051018_204740_000000352041_00415_19006_7727.N1	18-OCT-2005 20:47:40	Bright	35.000	58	21Alp And	2.0730	11000.	70	19006	No
199	GOM_NL__2PRFIN20051018_205536_000000132041_00415_19006_7728.N1	18-OCT-2005 20:55:36	Tw_i_and_stray	13.000	68	18Alp Cas	2.2250	4500.0	26	19006	No
200	GOM_NL__2PRFIN20051018_205610_000000362041_00415_19006_7729.N1	18-OCT-2005 20:56:10	Bright	35.500	74	11Bet Cas	2.2680	6600.0	71	19006	No
201	GOM_NL__2PRFIN20051018_210442_000000372041_00415_19006_7730.N1	18-OCT-2005 21:04:42	Bright	36.500	49	1Alp UMi	1.9900	6300.0	73	19006	No
202	GOM_NL__2PRFIN20051018_210753_000000342041_00415_19006_7731.N1	18-OCT-2005 21:07:53	Bright	33.500	60	7Bet UMi	2.0810	3950.0	67	19006	No
203	GOM_NL__2PRFIN20051018_211257_000000342041_00415_19006_7732.N1	18-OCT-2005 21:12:57	Bright	34.000	36	50Alp UMa	1.8000	6300.0	68	19006	No
204	GOM_NL__2PRFIN20051018_211431_000000352041_00415_19006_7733.N1	18-OCT-2005 21:14:31	Bright	35.000	82	48Bet UMa	2.3650	10600.	70	19006	No
205	GOM_NL__2PRFIN20051018_211757_000000372041_00415_19006_7734.N1	18-OCT-2005 21:17:57	Bright	37.000	174	52Psi UMa	3.0040	4400.0	74	19006	No
206	GOM_NL__2PRFIN20051018_212448_000000482041_00415_19006_7735.N1	18-OCT-2005 21:24:48	Bright	47.500	96	68Del Leo	2.5600	9300.0	95	19006	No
207	GOM_NL__2PRFIN20051018_214419_000000382041_00415_19006_7736.N1	18-OCT-2005 21:44:19	Dark	38.000	113	Mu Vel	2.6920	5000.0	76	19006	No
208	GOM_NL__2PRFIN20051018_214834_000000422041_00416_19007_7721.N1	18-OCT-2005 21:48:34	Dark	41.500	46	Del Vel	1.9540	10600.	83	19007	No
209	GOM_NL__2PRFIN20051018_215046_000000382041_00416_19007_7722.N1	18-OCT-2005 21:50:46	Dark	38.000	29	Bet Car	1.6720	10200.	76	19007	No
210	GOM_NL__2PRFIN20051018_220149_000000392041_00416_19007_7723.N1	18-OCT-2005 22:01:49	Dark	39.000	143	Alp Hyi	2.8570	7200.0	78	19007	No
211	GOM_NL__2PRFIN20051018_220315_000000442041_00416_19007_7724.N1	18-OCT-2005 22:03:15	Dark	43.500	9	Alp Eri	0.45300	24000.	87	19007	No
212	GOM_NL__2PRFIN20051018_220813_000000432041_00416_19007_7725.N1	18-OCT-2005 22:08:13	Straylight	43.000	84	Alp Phe	2.3970	4500.0	86	19007	No
213	GOM_NL__2PRFIN20051018_221447_000000442041_00416_19007_7726.N1	18-OCT-2005 22:14:47	Straylight	44.000	52	16Bet Cet	2.0370	4500.0	88	19007	No
214	GOM_NL__2PRFIN20051018_222421_000000372041_00416_19007_7727.N1	18-OCT-2005 22:24:21	Bright	36.500	140	88Gam Peg	2.8340	26000.	73	19007	No
215	GOM_NL__2PRFIN20051018_222816_000000352041_00416_19007_7728.N1	18-OCT-2005 22:28:16	Bright	35.000	58	21Alp And	2.0730	11000.	70	19007	No
216	GOM_NL__2PRFIN20051018_223612_000000132041_00416_19007_7729.N1	18-OCT-2005 22:36:12	Tw_i_and_stray	13.000	68	18Alp Cas	2.2250	4500.0	26	19007	No
217	GOM_NL__2PRFIN20051018_223645_000000362041_00416_19007_7730.N1	18-OCT-2005 22:36:45	Bright	36.000	74	11Bet Cas	2.2680	6600.0	72	19007	No
218	GOM_NL__2PRFIN20051018_224518_000000362041_00416_19007_7731.N1	18-OCT-2005 22:45:18	Bright	36.000	49	1Alp UMi	1.9900	6300.0	72	19007	No
219	GOM_NL__2PRFIN20051018_224829_000000372041_00416_19007_7732.N1	18-OCT-2005 22:48:29	Bright	36.500	60	7Bet UMi	2.0810	3950.0	73	19007	No

220	GOM_NL__2PRFIN20051018_225333_000000372041_00416_19007_7733.N1	18-OCT-2005 22:53:33	Bright	37.000	36	50Alp UMa	1.8000	6300.0	74	19007	No
221	GOM_NL__2PRFIN20051018_225507_000000362041_00416_19007_7734.N1	18-OCT-2005 22:55:07	Bright	35.500	82	48Bet UMa	2.3650	10600.	71	19007	No
222	GOM_NL__2PRFIN20051018_225833_000000372041_00416_19007_7735.N1	18-OCT-2005 22:58:33	Bright	37.000	174	52Psi UMa	3.0040	4400.0	74	19007	No
223	GOM_NL__2PRFIN20051018_230524_000000392041_00416_19007_7736.N1	18-OCT-2005 23:05:24	Bright	38.500	96	68Del Leo	2.5600	9300.0	77	19007	No
224	GOM_NL__2PRFIN20051018_232455_000000452041_00416_19007_7737.N1	18-OCT-2005 23:24:55	Dark	44.500	113	Mu Vel	2.6920	5000.0	89	19007	No
225	GOM_NL__2PRFIN20051018_232910_000000422041_00417_19008_7721.N1	18-OCT-2005 23:29:10	Dark	42.000	46	Del Vel	1.9540	10600.	84	19008	No
226	GOM_NL__2PRFIN20051018_233122_000000412041_00417_19008_7722.N1	18-OCT-2005 23:31:22	Dark	40.500	29	Bet Car	1.6720	10200.	81	19008	No
227	GOM_NL__2PRFIN20051018_234226_000000382041_00417_19008_7723.N1	18-OCT-2005 23:42:26	Dark	38.000	143	Alp Hyi	2.8570	7200.0	76	19008	No
228	GOM_NL__2PRFIN20051018_234351_000000392041_00417_19008_7724.N1	18-OCT-2005 23:43:51	Dark	39.000	9	Alp Eri	0.45300	24000.	78	19008	No
229	GOM_NL__2PRFIN20051018_234849_000000392041_00417_19008_7725.N1	18-OCT-2005 23:48:49	Straylight	38.500	84	Alp Phe	2.3970	4500.0	77	19008	No
230	GOM_NL__2PRFIN20051018_235523_000000422041_00417_19008_7726.N1	18-OCT-2005 23:55:23	Straylight	42.000	52	16Bet Cet	2.0370	4500.0	84	19008	No

3. Quality information per product

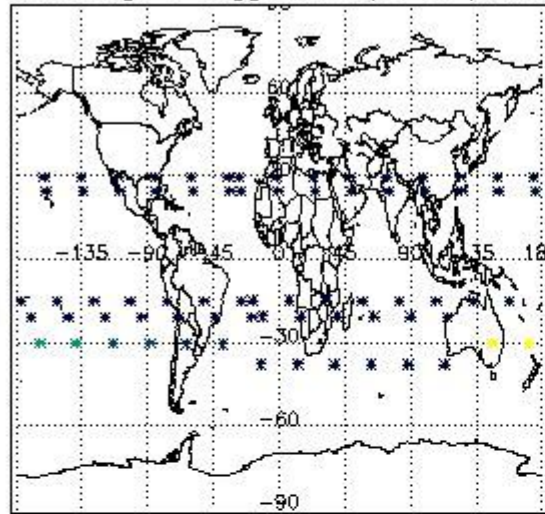
In this section it is plotted some information contained in the Quality Summary data set of the level 2 products. Only products in dark limb conditions and without errors (error flag in the MPH set to "0") are used.

3.1 Plot quality information per product (time dependant)

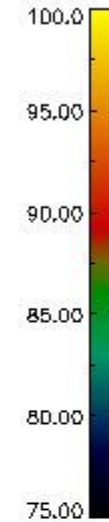
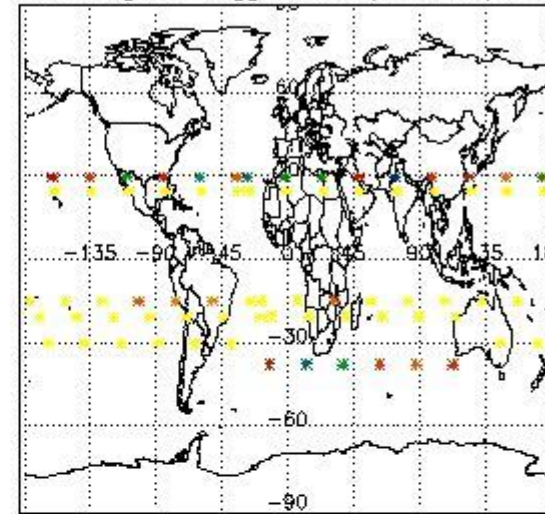


3.2 Plot quality information per product (world map)

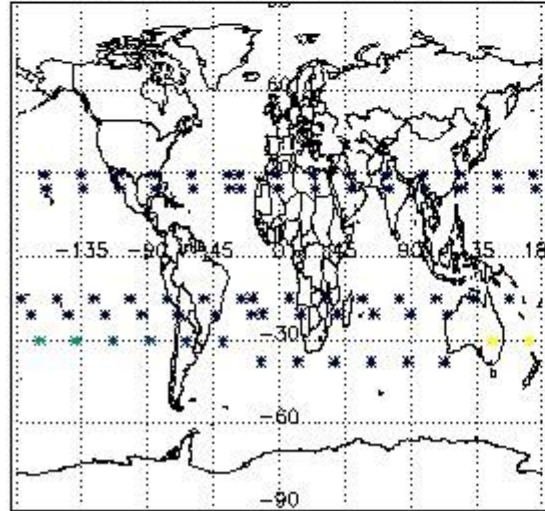
Percentage of flagged data per O3 profile



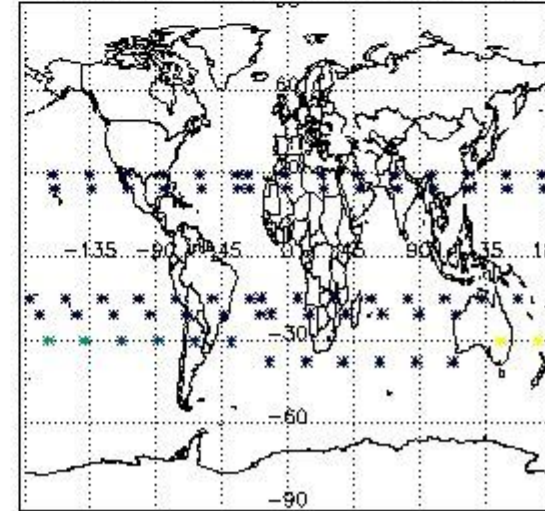
Percentage of flagged data per H2O profile



Percentage of flagged data per NO2 profile



Percentage of flagged data per NO3 profile

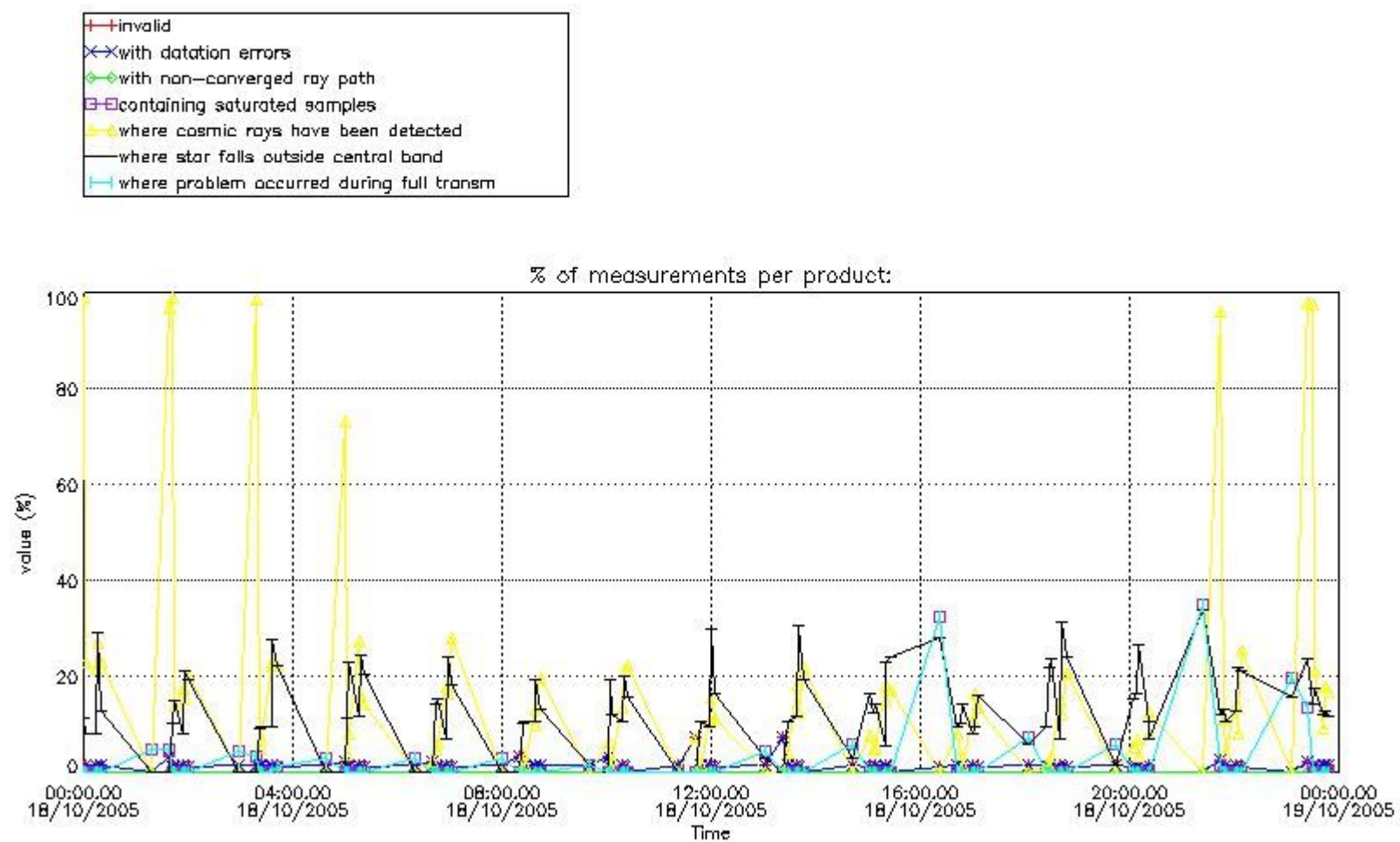


4. Level 1 quality information per product

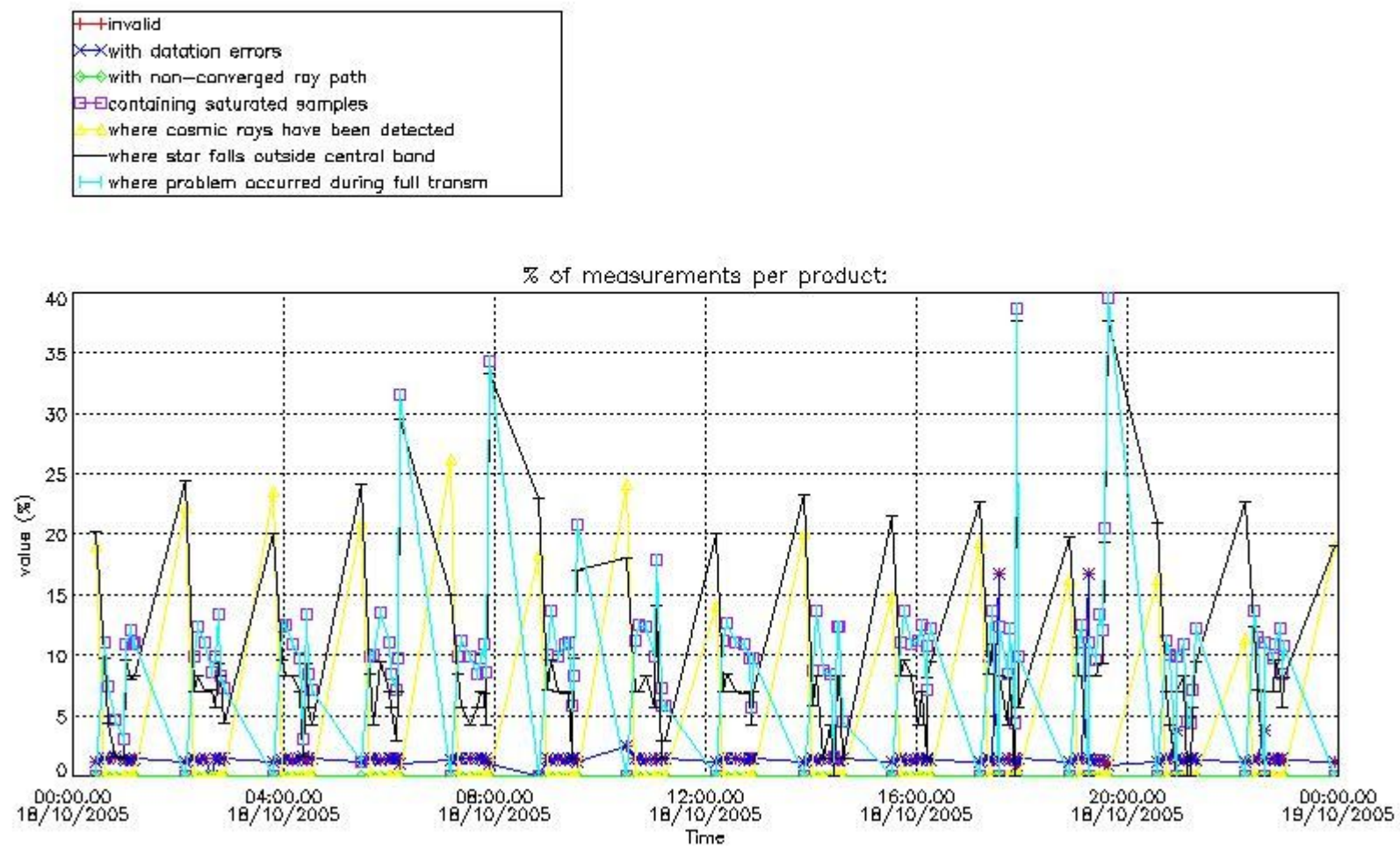
In this section it is plotted some information contained in the Quality Summary data set of the level 2 products that comes from the level 1b processing. Products without errors (error flag in the MPH set to "0") are used.

4.1 Plot quality information per product (time dependant) coming from level 1b processing

4.1.1 Plot level 1 quality information per product (time dependant): ENVISAT ASCENDING passes



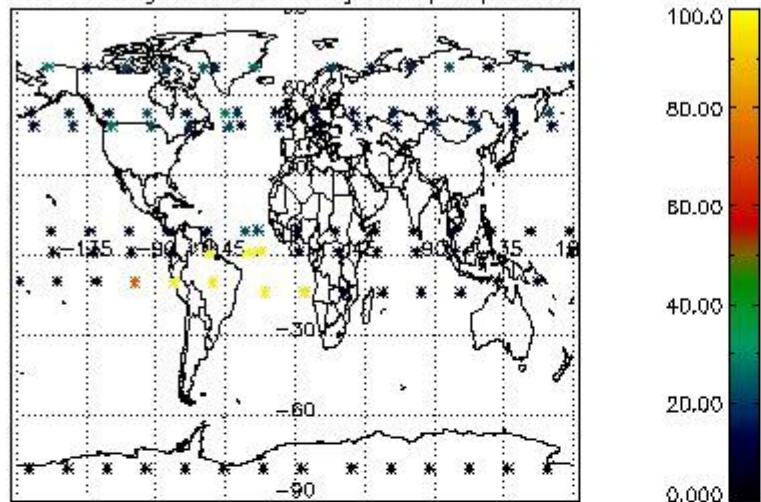
4.1.2 Plot level 1 quality information per product (time dependant): ENVI SAT DESCENDING passes



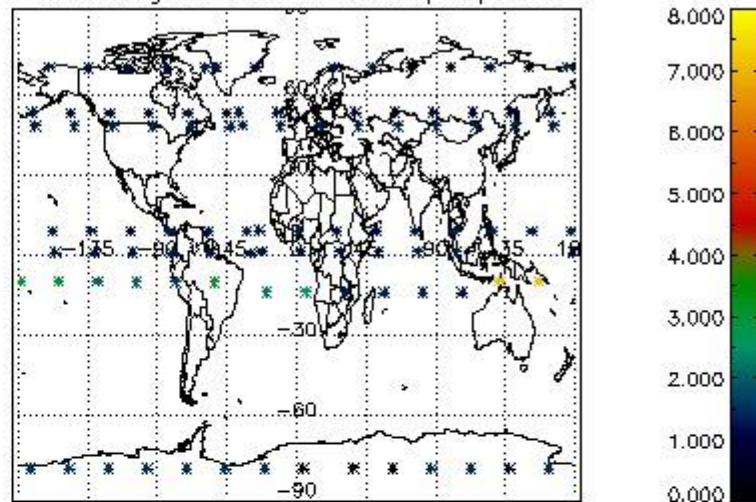
4.2 Plot quality information per product coming from level 1b processing (world map)

4.2.1 Plot level 1 quality information per product (world map): ENVISAT ASCENDING passes

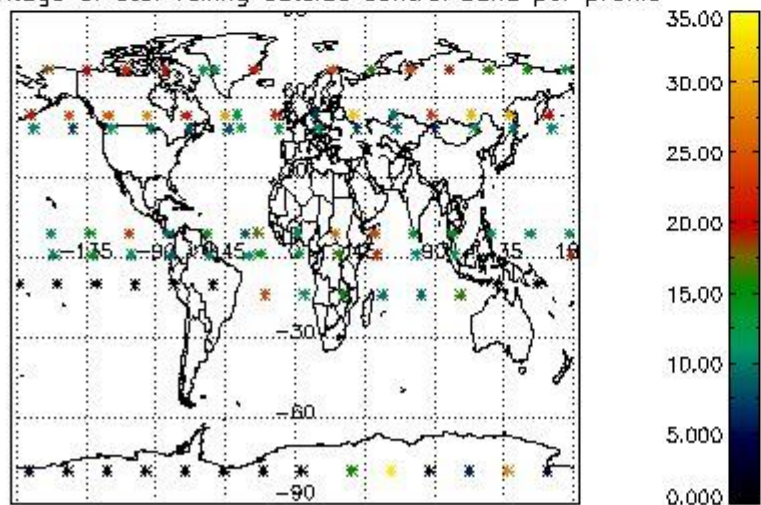
Percentage of cosmic ray hits per profile



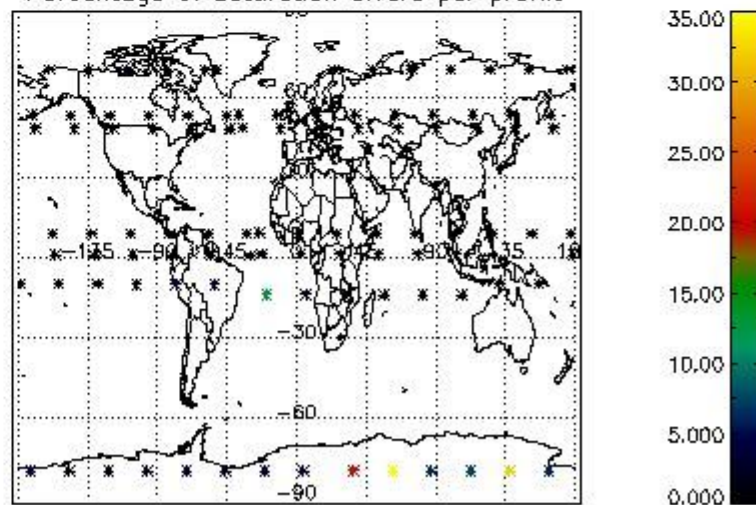
Percentage of datation errors per profile



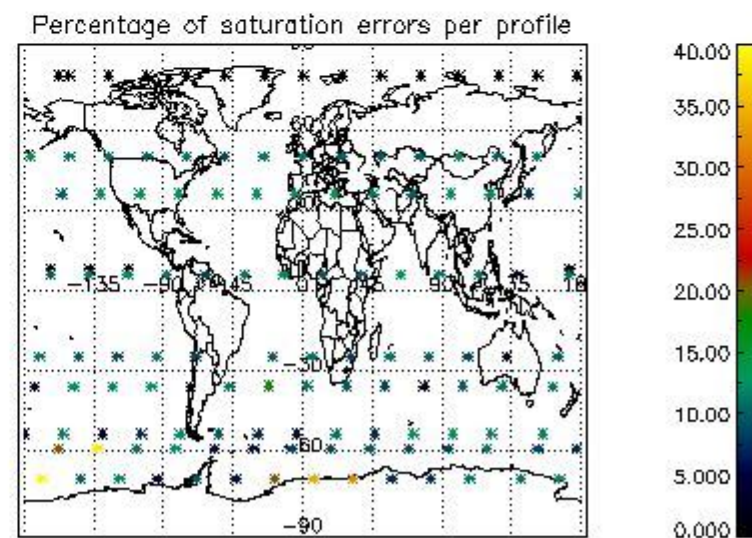
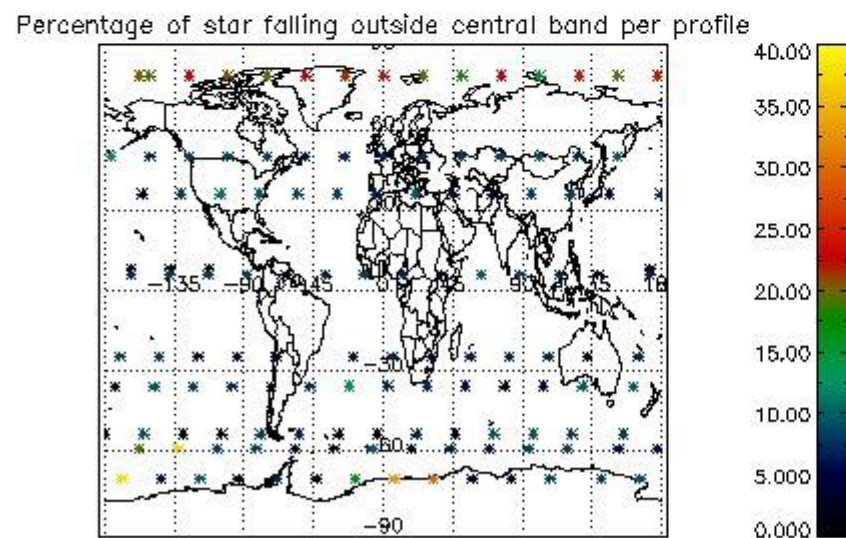
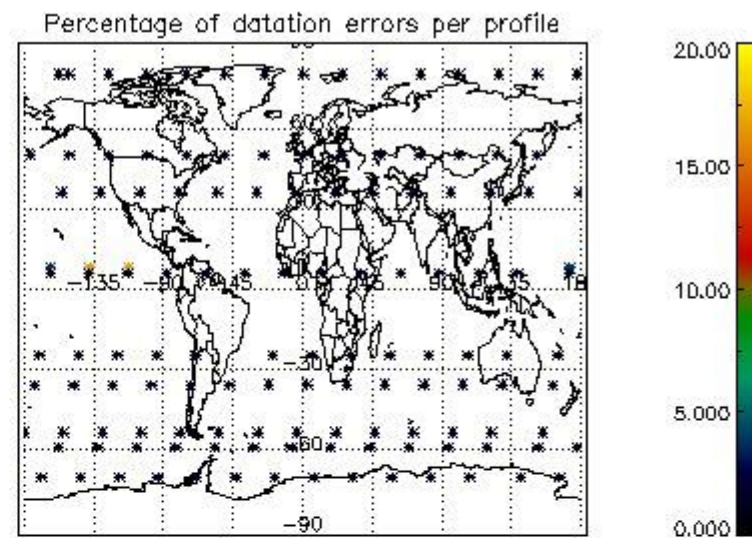
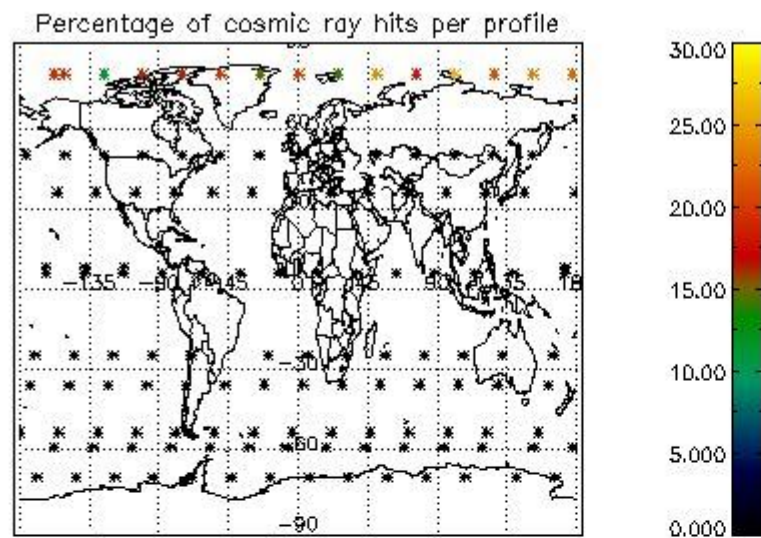
Percentage of star falling outside central band per profile



Percentage of saturation errors per profile



4.2.2 Plot level 1 quality information per product (world map): ENVISAT DESCENDING passes



5. Trace gas profiles

5.1 Ozone statistics based on quality of products

The final quality of the products can be "measured" using the STD (Standard Deviation) attached to every point profile. This information is written to the parameter GOM_NL__2P/NL_LOCAL_SPECIES_DENSITY/o3_std of the level 2 products. The table below shows the statistics for given STD ranges.

The statistics are given with respect to the overall valid production:

- Products without fatal errors: GOM_NL__2P/MPH/PRODUCT_ERR=0
- Valid point profile: GOM_NL__2P/NL_LOCAL_SPECIES_DENSITY/pcd(0)=0

The 'Criteria' is applied to valid points of dark limb products:

- Products in dark limb illumination condition: GOM_NL__2P/NL_SUMMARY_QUALITY/obs_ill_cond=0
- Products without fatal errors: GOM_NL__2P/MPH/PRODUCT_ERR=0
- Valid point profile: GOM_NL__2P/NL_LOCAL_SPECIES_DENSITY/pcd(0)=0

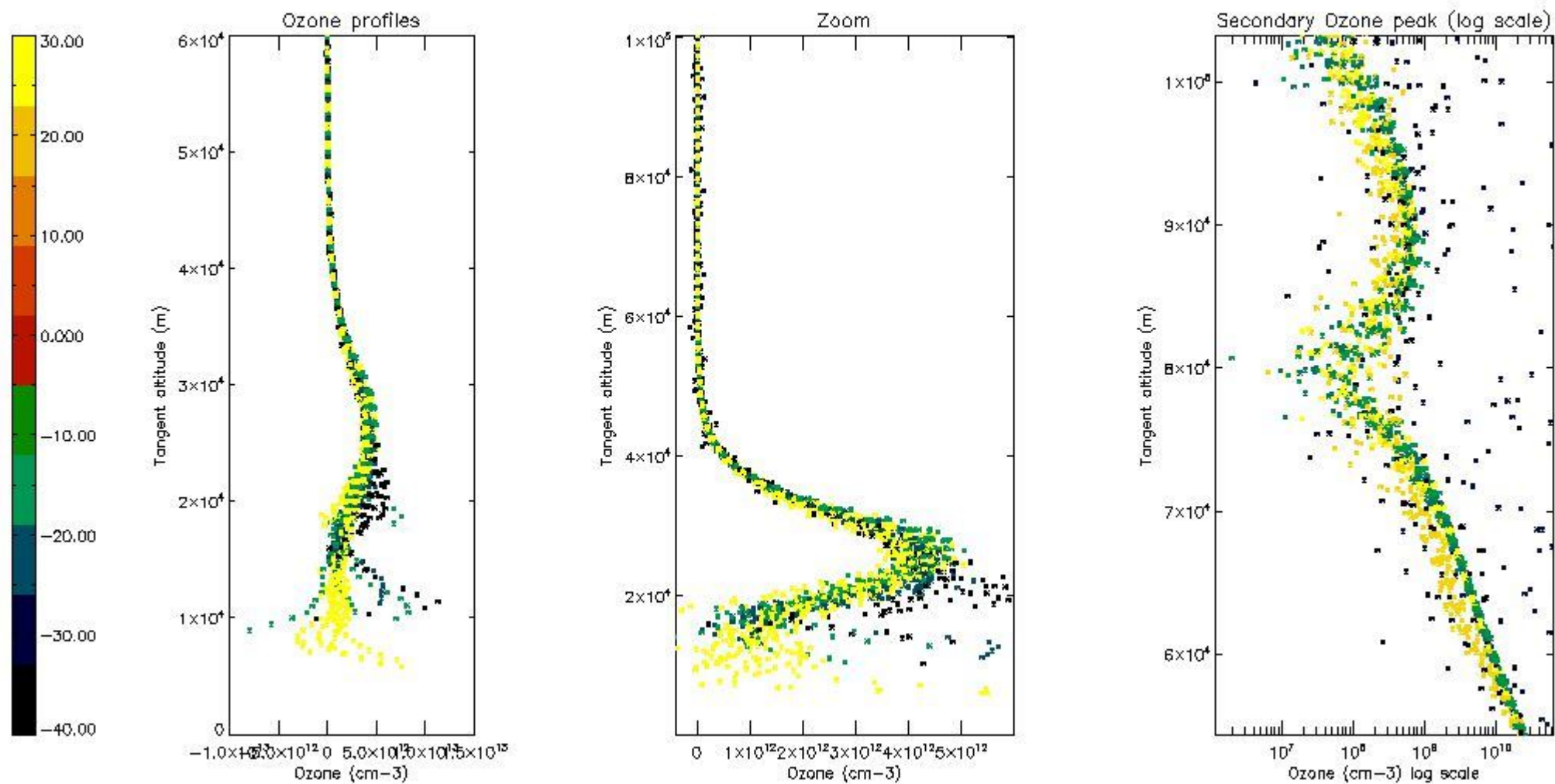
So, the table below shows the percentage of dark limb and valid observations for each criteria with respect to the overall valid daily observations.

Criteria	% of total production
All STD	33
STD < 20	20

STD < 10	16
STD < 5	10

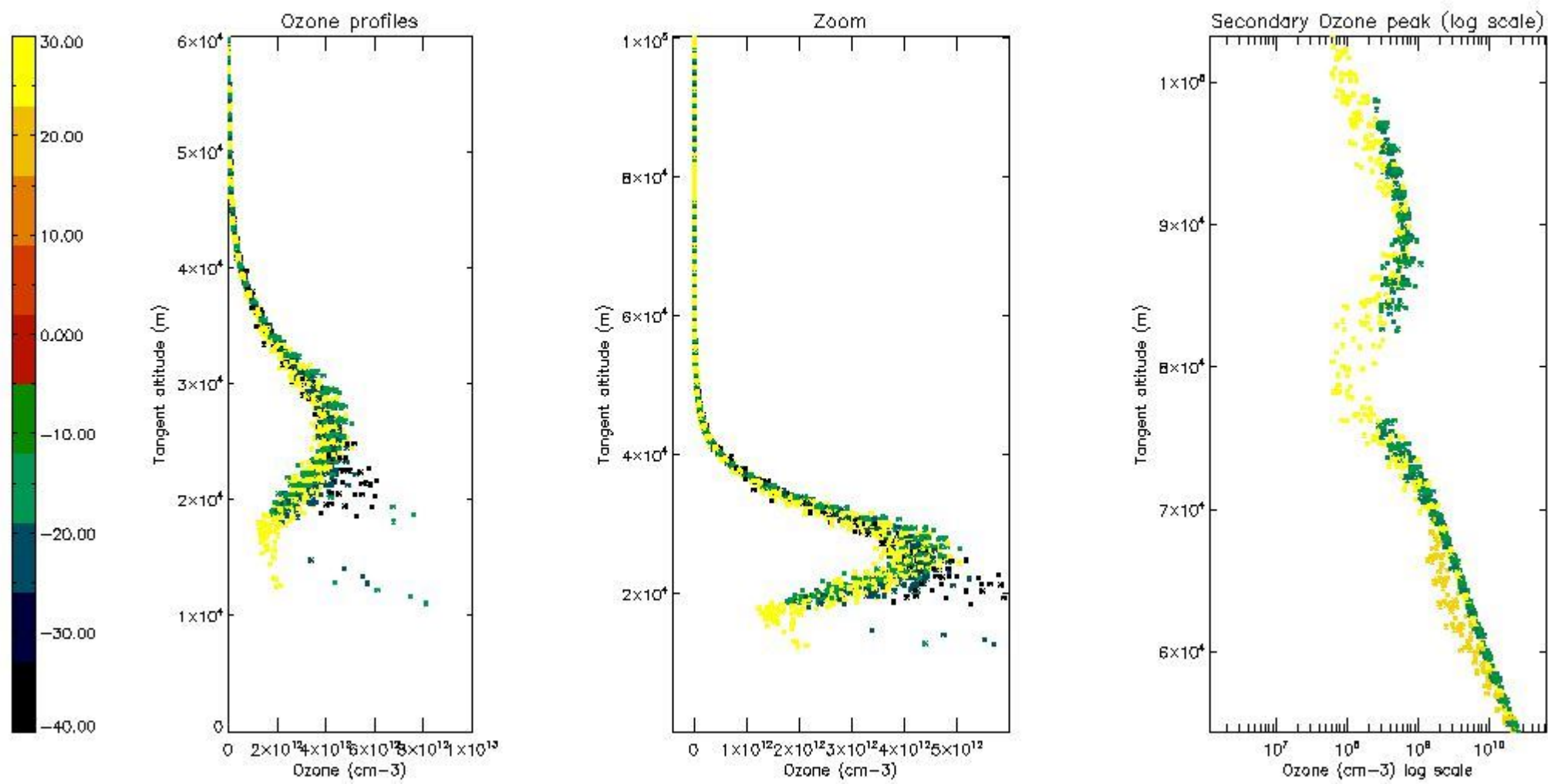
5.2 Plot ozone profiles for all STD (dark without errors)

The colorbar represents the latitude.



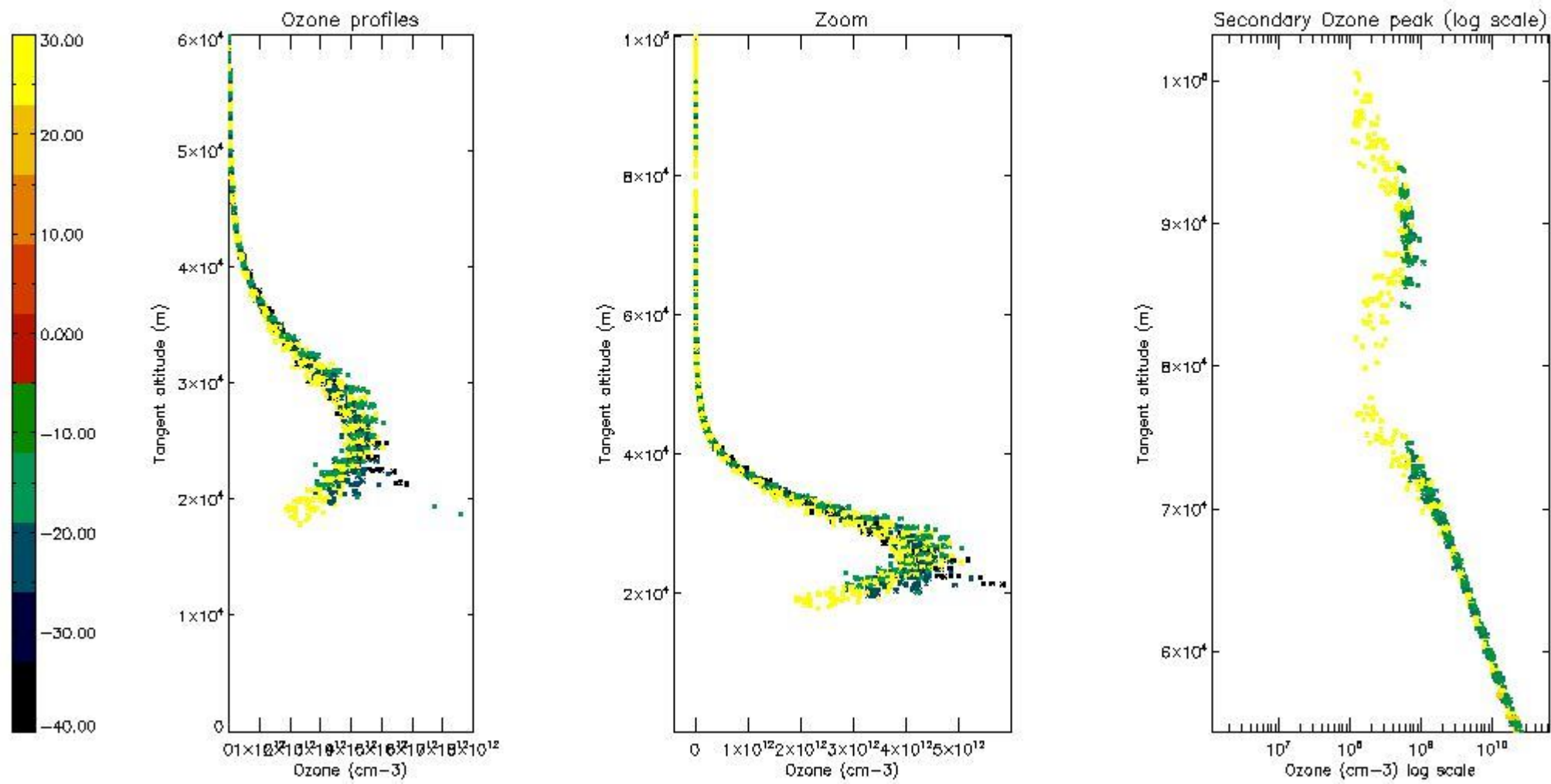
5.3 Plot ozone profiles where STD < 20% (dark without errors)

The colorbar represents the latitude.



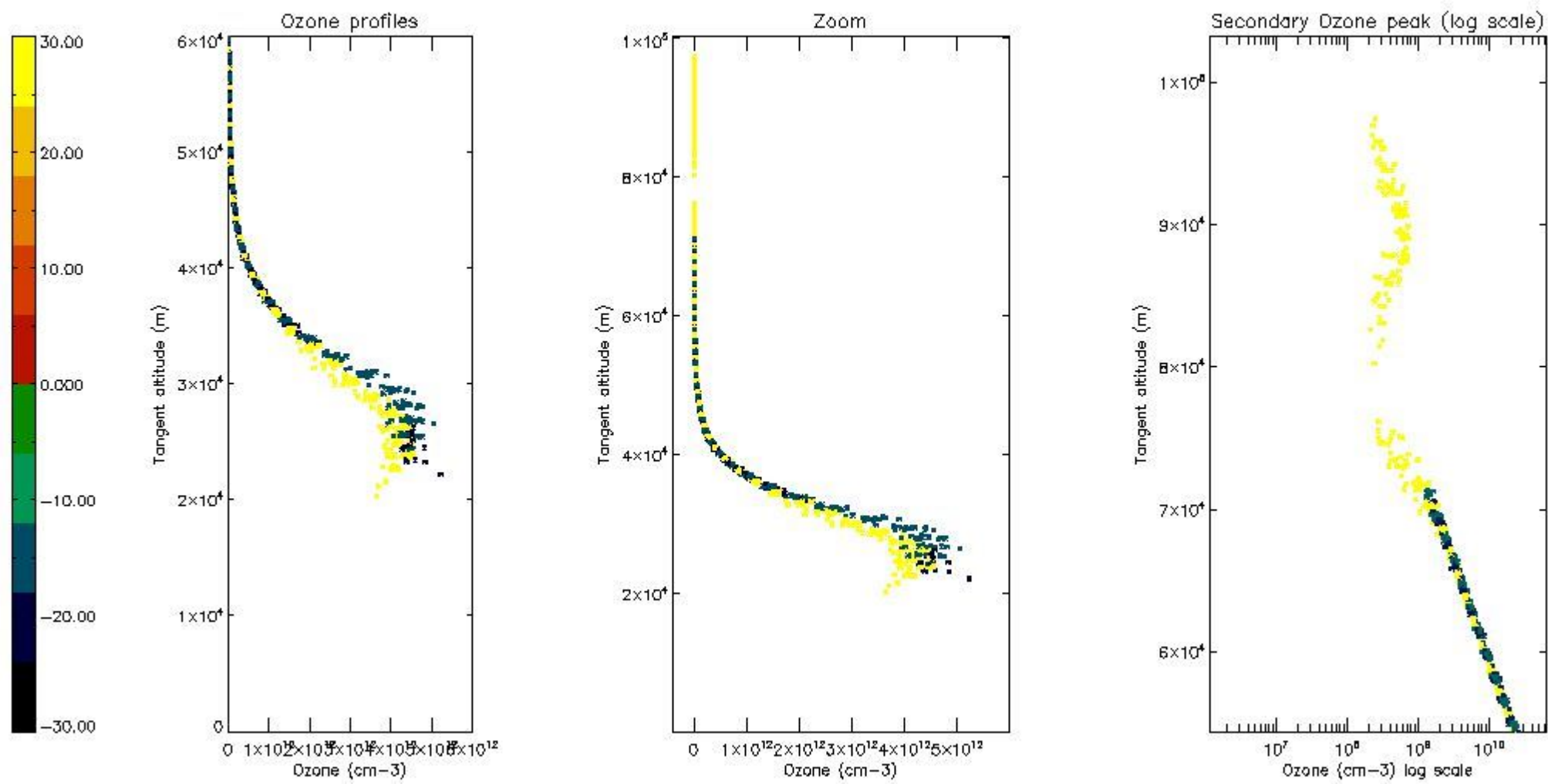
5.4 Plot ozone profiles where $STD < 10\%$ (dark without errors)

The colorbar represents the latitude.



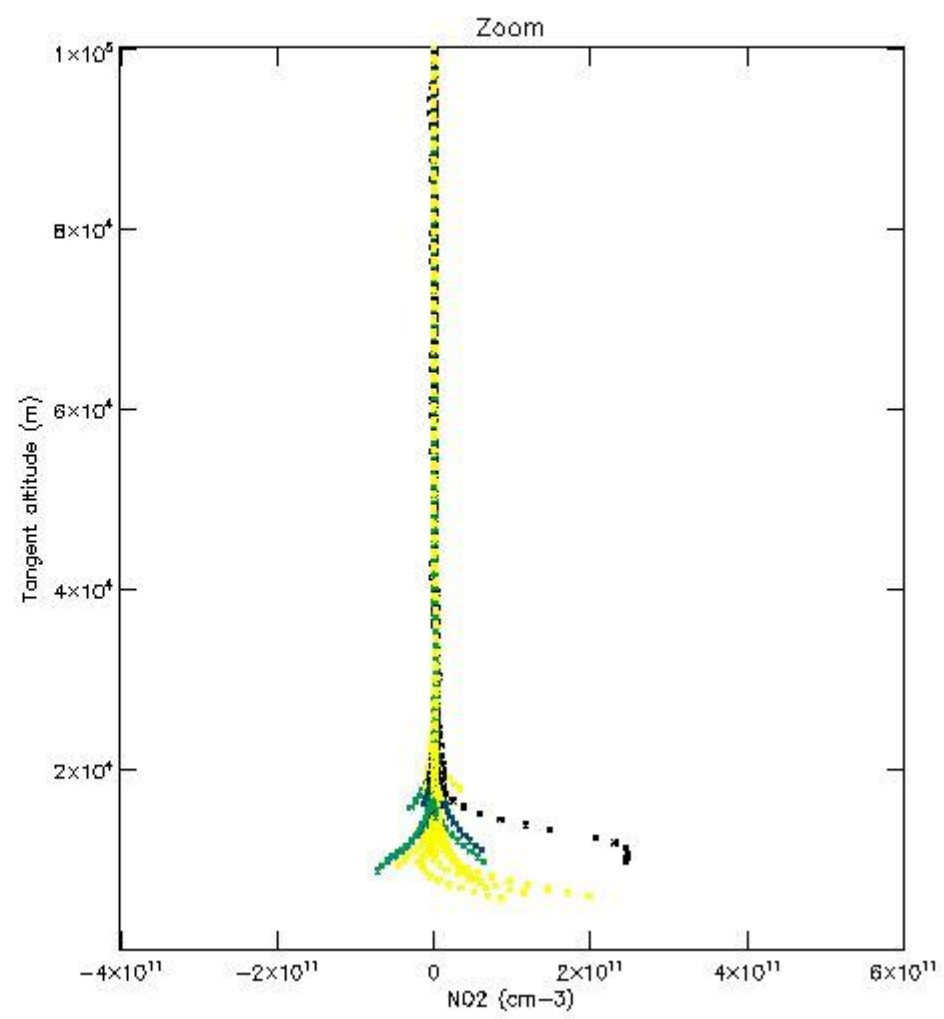
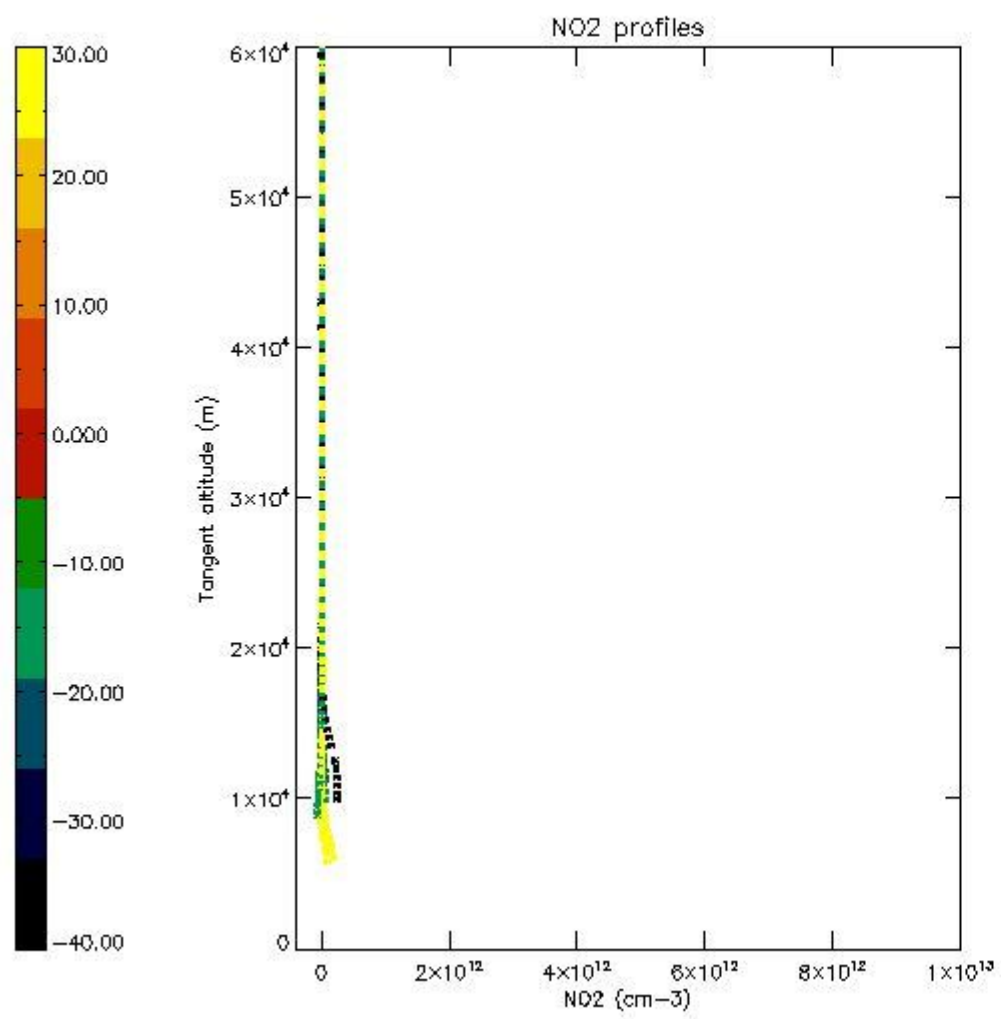
5.5 Plot ozone profiles where STD < 5% (dark without errors)

The colorbar represents the latitude.



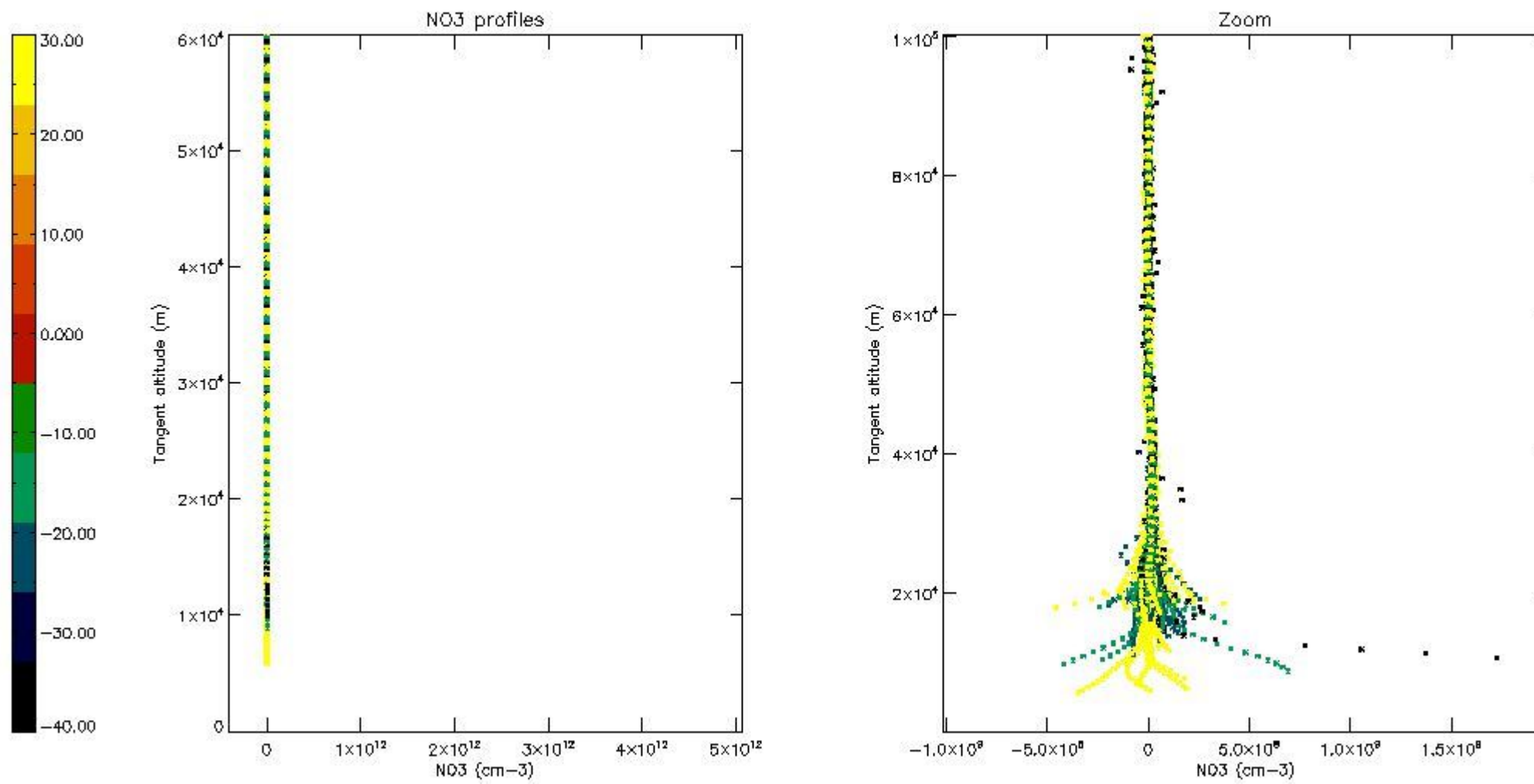
5.6 Plot NO₂ profiles for all STD (dark without errors)

The colorbar represents the latitude.



5.7 Plot NO3 profiles for all STD (dark without errors)

The colorbar represents the latitude.



6. Auxiliary Data Files used for the production reported in section 2

The number reported in the third column indicates since which file (see list in section 2) the corresponding auxiliary file has been used. The fourth column is the date of those product files.

Type	Auxiliary Filename	Used since product	Used since product date
INST_PHYS_CHARACTERISTICS	GOM_INS_AXVIEC20091111_143220_20030716_120000_20500101_000000	1	18-OCT-2005 00:00:39
LEVEL-2_PROC_CONFIG	GOM_PR2_AXVIEC20091111_152718_20020301_000000_20500101_000000	1	18-OCT-2005 00:00:39
CROSS_SECTIONS_FILE	GOM_CRS_AXVIEC20091111_154832_20020301_000000_20500101_000000	1	18-OCT-2005 00:00:39

GOMOS Level 2 Daily Report

SUMMARY

[1. General Info](#)

[2. Summary of processed GOM_NL_2P products](#)

[3. Level 2 Quality information per product](#)

[3.1 Plot of level 2 quality information per product \(time dependant\)](#)

[3.2 Plot of level 2 quality information per product \(world map\)](#)

[4. Level 1 Quality information per product \(stored on level 2 products\)](#)

[4.1 Plot of level 1 quality information per product \(time dependant\)](#)

[4.1.1 Plot of level 1 quality information per product \(time dependant\): ASCENDING](#)

[4.1.2 Plot of level 1 quality information per product \(time dependant\): DESCENDING](#)

[4.2 Plot of level 1 quality information per product \(world map\)](#)

[4.2.1 Plot of level 1 quality information per product \(world map\): ASCENDING](#)

[4.2.2 Plot of level 1 quality information per product \(world map\): DESCENDING](#)

[5. Ozone profiles based on quality statistics and other trace gas profiles](#)

[5.1 Ozone statistics based on quality of products](#)

[5.2 Plot ozone profiles for all STD \(dark without errors\)](#)

[5.3 Plot ozone profiles where STD < 20% \(dark without errors\)](#)

[5.4. Plot ozone profiles where STD < 10% \(dark without errors\)](#)

[5.5. Plot ozone profiles where STD < 5% \(dark without errors\)](#)

[5.6 Plot NO2 profiles for all STD \(dark without errors\)](#)

[5.7 Plot NO3 profiles for all STD \(dark without errors\)](#)

[5.8 Plot H2O profiles \(only for occultations of stars 1,2,3,4,13,14,16,26,63 dark without errors\) for all STD](#)

[6. Auxiliary Data Files used for the production reported in section 2](#)

This report presents the daily analysis on parameters extracted from GOMOS level 2 data (GOM_NL__2P). It is intended to monitor some important parameters that will impact the quality of these products. A list of level 2 products (and content) that have arrived during the reporting day to the PCF is also given.

Item	Value
Time of report generation	18APR2013 11:55:39
Data source version	GOMOS/6.01
Start time of products	18-10-2005 (18OCT2005 00:00:00)
Stop time of products	19-10-2005 (19OCT2005 00:00:00)
Store outputs in DB	Yes
Nb of level 2 prods	230
Nb of prods with errors	0

2. Summary of processed GOM_NL__2P products.

Nr	Filename	UTC Start time	Limb	Duration	Star Id	Star Name	Star Mag	Star Temp	Nb Meas	Orbit	Prod. error
1	GOM_NL__2PRFIN20051018_000039_000000402041_00403_18994_7701.N1	18-OCT-2005 00:00:39	Dark	40.000	46	Del Vel	1.9540	10600.	80	18994	No
2	GOM_NL__2PRFIN20051018_000255_000000372041_00403_18994_7702.N1	18-OCT-2005 00:02:55	Dark	37.000	29	Bet Car	1.6720	10200.	74	18994	No
3	GOM_NL__2PRFIN20051018_001358_000000372041_00403_18994_7703.N1	18-OCT-2005 00:13:58	Dark	37.000	143	Alp Hyi	2.8570	7200.0	74	18994	No
4	GOM_NL__2PRFIN20051018_001524_000000482041_00403_18994_7704.N1	18-OCT-2005 00:15:24	Dark	48.000	9	Alp Eri	0.45300	24000.	96	18994	No
5	GOM_NL__2PRFIN20051018_002023_000000392041_00403_18994_7705.N1	18-OCT-2005 00:20:23	Straylight	39.000	84	Alp Phe	2.3970	4500.0	78	18994	No
6	GOM_NL__2PRFIN20051018_002657_000000422041_00403_18994_7706.N1	18-OCT-2005 00:26:57	Straylight	42.000	52	16Bet Cet	2.0370	4500.0	84	18994	No
7	GOM_NL__2PRFIN20051018_003633_000000362041_00403_18994_7707.N1	18-OCT-2005 00:36:33	Bright	36.000	140	88Gam Peg	2.8340	26000.	72	18994	No
8	GOM_NL__2PRFIN20051018_004029_000000342041_00403_18994_7708.N1	18-OCT-2005 00:40:29	Bright	34.000	58	21Alp And	2.0730	11000.	68	18994	No
9	GOM_NL__2PRFIN20051018_004859_000000332041_00403_18994_7709.N1	18-OCT-2005 00:48:59	Bright	32.500	74	11Bet Cas	2.2680	6600.0	65	18994	No
10	GOM_NL__2PRFIN20051018_005731_000000332041_00403_18994_7710.N1	18-OCT-2005 00:57:31	Bright	33.000	49	1Alp UMi	1.9900	6300.0	66	18994	No
11	GOM_NL__2PRFIN20051018_010039_000000372041_00403_18994_7711.N1	18-OCT-2005 01:00:39	Bright	36.500	60	7Bet UMi	2.0810	3950.0	73	18994	No
12	GOM_NL__2PRFIN20051018_010545_000000382041_00403_18994_7712.N1	18-OCT-2005 01:05:45	Bright	37.500	36	50Alp UMa	1.8000	6300.0	75	18994	No
13	GOM_NL__2PRFIN20051018_010719_000000372041_00403_18994_7713.N1	18-OCT-2005 01:07:19	Bright	36.500	82	48Bet UMa	2.3650	10600.	73	18994	No
14	GOM_NL__2PRFIN20051018_011045_000000362041_00403_18994_7714.N1	18-OCT-2005 01:10:45	Bright	36.000	174	52Psi UMa	3.0040	4400.0	72	18994	No
15	GOM_NL__2PRFIN20051018_011734_000000332041_00403_18994_7715.N1	18-OCT-2005 01:17:34	Bright	33.000	96	68Del Leo	2.5600	9300.0	66	18994	No
16	GOM_NL__2PRFIN20051018_013812_000000322041_00403_18994_7716.N1	18-OCT-2005 01:38:12	Dark	32.000	65	Lam Vel	2.2040	4400.0	64	18994	No
17	GOM_NL__2PRFIN20051018_014116_000000402041_00404_18995_7701.N1	18-OCT-2005 01:41:16	Dark	39.500	46	Del Vel	1.9540	10600.	79	18995	No
18	GOM_NL__2PRFIN20051018_014331_000000402041_00404_18995_7702.N1	18-OCT-2005 01:43:31	Dark	40.000	29	Bet Car	1.6720	10200.	80	18995	No
19	GOM_NL__2PRFIN20051018_015435_000000382041_00404_18995_7703.N1	18-OCT-2005 01:54:35	Dark	37.500	143	Alp Hyi	2.8570	7200.0	75	18995	No
20	GOM_NL__2PRFIN20051018_015601_000000432041_00404_18995_7704.N1	18-OCT-2005 01:56:01	Dark	43.000	9	Alp Eri	0.45300	24000.	86	18995	No
21	GOM_NL__2PRFIN20051018_020059_000000422041_00404_18995_7705.N1	18-OCT-2005 02:00:59	Straylight	41.500	84	Alp Phe	2.3970	4500.0	83	18995	No
22	GOM_NL__2PRFIN20051018_020733_000000452041_00404_18995_7706.N1	18-OCT-2005 02:07:33	Straylight	45.000	52	16Bet Cet	2.0370	4500.0	90	18995	No
23	GOM_NL__2PRFIN20051018_021708_000000362041_00404_18995_7707.N1	18-OCT-2005 02:17:08	Bright	35.500	140	88Gam Peg	2.8340	26000.	71	18995	No
24	GOM_NL__2PRFIN20051018_022105_000000372041_00404_18995_7708.N1	18-OCT-2005 02:21:05	Bright	36.500	58	21Alp And	2.0730	11000.	73	18995	No
25	GOM_NL__2PRFIN20051018_022935_000000362041_00404_18995_7709.N1	18-OCT-2005 02:29:35	Bright	36.000	74	11Bet Cas	2.2680	6600.0	72	18995	No
26	GOM_NL__2PRFIN20051018_023807_000000352041_00404_18995_7710.N1	18-OCT-2005 02:38:07	Bright	35.000	49	1Alp UMi	1.9900	6300.0	70	18995	No
27	GOM_NL__2PRFIN20051018_024115_000000362041_00404_18995_7711.N1	18-OCT-2005 02:41:15	Bright	35.500	60	7Bet UMi	2.0810	3950.0	71	18995	No
28	GOM_NL__2PRFIN20051018_024622_000000382041_00404_18995_7712.N1	18-OCT-2005 02:46:22	Bright	37.500	36	50Alp UMa	1.8000	6300.0	75	18995	No
29	GOM_NL__2PRFIN20051018_024755_000000362041_00404_18995_7713.N1	18-OCT-2005 02:47:55	Bright	36.000	82	48Bet UMa	2.3650	10600.	72	18995	No
30	GOM_NL__2PRFIN20051018_025121_000000352041_00404_18995_7714.N1	18-OCT-2005 02:51:21	Bright	34.500	174	52Psi UMa	3.0040	4400.0	69	18995	No
31	GOM_NL__2PRFIN20051018_025810_000000342041_00404_18995_7715.N1	18-OCT-2005 02:58:10	Bright	34.000	96	68Del Leo	2.5600	9300.0	68	18995	No
32	GOM_NL__2PRFIN20051018_031849_000000322041_00404_18995_7716.N1	18-OCT-2005 03:18:49	Dark	32.000	65	Lam Vel	2.2040	4400.0	64	18995	No
33	GOM_NL__2PRFIN20051018_032152_000000392041_00405_18996_7701.N1	18-OCT-2005 03:21:52	Dark	39.000	46	Del Vel	1.9540	10600.	78	18996	No
34	GOM_NL__2PRFIN20051018_032408_000000372041_00405_18996_7702.N1	18-OCT-2005 03:24:08	Dark	37.000	29	Bet Car	1.6720	10200.	74	18996	No
35	GOM_NL__2PRFIN20051018_033511_000000372041_00405_18996_7703.N1	18-OCT-2005 03:35:11	Dark	37.000	143	Alp Hyi	2.8570	7200.0	74	18996	No
36	GOM_NL__2PRFIN20051018_033637_000000472041_00405_18996_7704.N1	18-OCT-2005 03:36:37	Dark	47.000	9	Alp Eri	0.45300	24000.	94	18996	No
37	GOM_NL__2PRFIN20051018_034135_000000432041_00405_18996_7705.N1	18-OCT-2005 03:41:35	Straylight	43.000	84	Alp Phe	2.3970	4500.0	86	18996	No
38	GOM_NL__2PRFIN20051018_034810_000000432041_00405_18996_7706.N1	18-OCT-2005 03:48:10	Straylight	42.500	52	16Bet Cet	2.0370	4500.0	85	18996	No
39	GOM_NL__2PRFIN20051018_035745_000000372041_00405_18996_7707.N1	18-OCT-2005 03:57:45	Bright	36.500	140	88Gam Peg	2.8340	26000.	73	18996	No
40	GOM_NL__2PRFIN20051018_040141_000000362041_00405_18996_7708.N1	18-OCT-2005 04:01:41	Bright	36.000	58	21Alp And	2.0730	11000.	72	18996	No
41	GOM_NL__2PRFIN20051018_041011_000000372041_00405_18996_7709.N1	18-OCT-2005 04:10:11	Bright	36.500	74	11Bet Cas	2.2680	6600.0	73	18996	No
42	GOM_NL__2PRFIN20051018_041843_000000362041_00405_18996_7710.N1	18-OCT-2005 04:18:43	Bright	36.000	49	1Alp UMi	1.9900	6300.0	72	18996	No

43	GOM_NL__2PRFIN20051018_042151_000000332041_00405_18996_7711.N1	18-OCT-2005 04:21:51	Bright	32.500	60	7Bet UMi	2.0810	3950.0	65	18996	No
44	GOM_NL__2PRFIN20051018_042657_000000382041_00405_18996_7712.N1	18-OCT-2005 04:26:57	Bright	37.500	36	50Alp UMa	1.8000	6300.0	75	18996	No
45	GOM_NL__2PRFIN20051018_042831_000000362041_00405_18996_7713.N1	18-OCT-2005 04:28:31	Bright	35.500	82	48Bet UMa	2.3650	10600.	71	18996	No
46	GOM_NL__2PRFIN20051018_043157_000000352041_00405_18996_7714.N1	18-OCT-2005 04:31:57	Bright	35.000	174	52Psi UMa	3.0040	4400.0	70	18996	No
47	GOM_NL__2PRFIN20051018_043846_000000342041_00405_18996_7715.N1	18-OCT-2005 04:38:46	Bright	33.500	96	68Del Leo	2.5600	9300.0	67	18996	No
48	GOM_NL__2PRFIN20051018_045925_000000242041_00405_18996_7716.N1	18-OCT-2005 04:59:25	Dark	24.000	65	Lam Vel	2.2040	4400.0	48	18996	No
49	GOM_NL__2PRFIN20051018_050229_000000402041_00406_18997_7701.N1	18-OCT-2005 05:02:29	Dark	40.000	46	Del Vel	1.9540	10600.	80	18997	No
50	GOM_NL__2PRFIN20051018_050444_000000442041_00406_18997_7702.N1	18-OCT-2005 05:04:44	Dark	44.000	29	Bet Car	1.6720	10200.	88	18997	No
51	GOM_NL__2PRFIN20051018_051547_000000392041_00406_18997_7703.N1	18-OCT-2005 05:15:47	Dark	38.500	143	Alp Hyi	2.8570	7200.0	77	18997	No
52	GOM_NL__2PRFIN20051018_051713_000000452041_00406_18997_7704.N1	18-OCT-2005 05:17:13	Dark	45.000	9	Alp Eri	0.45300	24000.	90	18997	No
53	GOM_NL__2PRFIN20051018_052211_000000422041_00406_18997_7705.N1	18-OCT-2005 05:22:11	Straylight	42.000	84	Alp Phe	2.3970	4500.0	84	18997	No
54	GOM_NL__2PRFIN20051018_052846_000000462041_00406_18997_7706.N1	18-OCT-2005 05:28:46	Straylight	45.500	52	16Bet Cet	2.0370	4500.0	91	18997	No
55	GOM_NL__2PRFIN20051018_053821_000000362041_00406_18997_7707.N1	18-OCT-2005 05:38:21	Bright	35.500	140	88Gam Peg	2.8340	26000.	71	18997	No
56	GOM_NL__2PRFIN20051018_054217_000000352041_00406_18997_7708.N1	18-OCT-2005 05:42:17	Bright	35.000	58	21Alp And	2.0730	11000.	70	18997	No
57	GOM_NL__2PRFIN20051018_055047_000000372041_00406_18997_7709.N1	18-OCT-2005 05:50:47	Bright	37.000	74	11Bet Cas	2.2680	6600.0	74	18997	No
58	GOM_NL__2PRFIN20051018_055919_000000362041_00406_18997_7710.N1	18-OCT-2005 05:59:19	Bright	36.000	49	1Alp UMi	1.9900	6300.0	72	18997	No
59	GOM_NL__2PRFIN20051018_060227_000000362041_00406_18997_7711.N1	18-OCT-2005 06:02:27	Bright	35.500	60	7Bet UMi	2.0810	3950.0	71	18997	No
60	GOM_NL__2PRFIN20051018_060734_000000352041_00406_18997_7712.N1	18-OCT-2005 06:07:34	Bright	35.000	36	50Alp UMa	1.8000	6300.0	70	18997	No
61	GOM_NL__2PRFIN20051018_060907_000000362041_00406_18997_7713.N1	18-OCT-2005 06:09:07	Bright	36.000	82	48Bet UMa	2.3650	10600.	72	18997	No
62	GOM_NL__2PRFIN20051018_061233_000000482041_00406_18997_7714.N1	18-OCT-2005 06:12:33	Bright	47.500	174	52Psi UMa	3.0040	4400.0	95	18997	No
63	GOM_NL__2PRFIN20051018_061922_000000342041_00406_18997_7715.N1	18-OCT-2005 06:19:22	Bright	33.500	96	68Del Leo	2.5600	9300.0	67	18997	No
64	GOM_NL__2PRFIN20051018_064002_000000242041_00406_18997_7716.N1	18-OCT-2005 06:40:02	Dark	24.000	65	Lam Vel	2.2040	4400.0	48	18997	No
65	GOM_NL__2PRFIN20051018_064305_000000422041_00407_18998_7701.N1	18-OCT-2005 06:43:05	Dark	42.000	46	Del Vel	1.9540	10600.	84	18998	No
66	GOM_NL__2PRFIN20051018_064520_000000402041_00407_18998_7702.N1	18-OCT-2005 06:45:20	Dark	39.500	29	Bet Car	1.6720	10200.	79	18998	No
67	GOM_NL__2PRFIN20051018_065624_000000372041_00407_18998_7703.N1	18-OCT-2005 06:56:24	Dark	36.500	143	Alp Hyi	2.8570	7200.0	73	18998	No
68	GOM_NL__2PRFIN20051018_065750_000000462041_00407_18998_7704.N1	18-OCT-2005 06:57:50	Dark	45.500	9	Alp Eri	0.45300	24000.	91	18998	No
69	GOM_NL__2PRFIN20051018_070248_000000412041_00407_18998_7705.N1	18-OCT-2005 07:02:48	Straylight	41.000	84	Alp Phe	2.3970	4500.0	82	18998	No
70	GOM_NL__2PRFIN20051018_070922_000000402041_00407_18998_7706.N1	18-OCT-2005 07:09:22	Straylight	40.000	52	16Bet Cet	2.0370	4500.0	80	18998	No
71	GOM_NL__2PRFIN20051018_071857_000000362041_00407_18998_7707.N1	18-OCT-2005 07:18:57	Bright	35.500	140	88Gam Peg	2.8340	26000.	71	18998	No
72	GOM_NL__2PRFIN20051018_072253_000000362041_00407_18998_7708.N1	18-OCT-2005 07:22:53	Bright	35.500	58	21Alp And	2.0730	11000.	71	18998	No
73	GOM_NL__2PRFIN20051018_073123_000000362041_00407_18998_7709.N1	18-OCT-2005 07:31:23	Bright	35.500	74	11Bet Cas	2.2680	6600.0	71	18998	No
74	GOM_NL__2PRFIN20051018_073955_000000362041_00407_18998_7710.N1	18-OCT-2005 07:39:55	Bright	35.500	49	1Alp UMi	1.9900	6300.0	71	18998	No
75	GOM_NL__2PRFIN20051018_074304_000000362041_00407_18998_7711.N1	18-OCT-2005 07:43:04	Bright	36.000	60	7Bet UMi	2.0810	3950.0	72	18998	No
76	GOM_NL__2PRFIN20051018_074809_000000372041_00407_18998_7712.N1	18-OCT-2005 07:48:09	Bright	36.500	36	50Alp UMa	1.8000	6300.0	73	18998	No
77	GOM_NL__2PRFIN20051018_074943_000000352041_00407_18998_7713.N1	18-OCT-2005 07:49:43	Bright	35.000	82	48Bet UMa	2.3650	10600.	70	18998	No
78	GOM_NL__2PRFIN20051018_075309_000000502041_00407_18998_7714.N1	18-OCT-2005 07:53:09	Bright	49.500	174	52Psi UMa	3.0040	4400.0	99	18998	No
79	GOM_NL__2PRFIN20051018_075959_000000342041_00407_18998_7715.N1	18-OCT-2005 07:59:59	Bright	33.500	96	68Del Leo	2.5600	9300.0	67	18998	No
80	GOM_NL__2PRFIN20051018_082038_000000162041_00407_18998_7716.N1	18-OCT-2005 08:20:38	Dark	16.000	65	Lam Vel	2.2040	4400.0	32	18998	No
81	GOM_NL__2PRFIN20051018_082342_000000402041_00408_18999_7701.N1	18-OCT-2005 08:23:42	Dark	39.500	46	Del Vel	1.9540	10600.	79	18999	No
82	GOM_NL__2PRFIN20051018_082556_000000382041_00408_18999_7702.N1	18-OCT-2005 08:25:56	Dark	38.000	29	Bet Car	1.6720	10200.	76	18999	No
83	GOM_NL__2PRFIN20051018_083700_000000382041_00408_18999_7703.N1	18-OCT-2005 08:37:00	Dark	38.000	143	Alp Hyi	2.8570	7200.0	76	18999	No
84	GOM_NL__2PRFIN20051018_083826_000000422041_00408_18999_7704.N1	18-OCT-2005 08:38:26	Dark	41.500	9	Alp Eri	0.45300	24000.	83	18999	No
85	GOM_NL__2PRFIN20051018_084324_000000392041_00408_18999_7705.N1	18-OCT-2005 08:43:24	Straylight	38.500	84	Alp Phe	2.3970	4500.0	77	18999	No
86	GOM_NL__2PRFIN20051018_084958_000000442041_00408_18999_7706.N1	18-OCT-2005 08:49:58	Straylight	43.500	52	16Bet Cet	2.0370	4500.0	87	18999	No
87	GOM_NL__2PRFIN20051018_085933_000000352041_00408_18999_7707.N1	18-OCT-2005 08:59:33	Bright	35.000	140	88Gam Peg	2.8340	26000.	70	18999	No
88	GOM_NL__2PRFIN20051018_090329_000000372041_00408_18999_7708.N1	18-OCT-2005 09:03:29	Bright	36.500	58	21Alp And	2.0730	11000.	73	18999	No
89	GOM_NL__2PRFIN20051018_091158_000000362041_00408_18999_7709.N1	18-OCT-2005 09:11:58	Bright	35.500	74	11Bet Cas	2.2680	6600.0	71	18999	No
90	GOM_NL__2PRFIN20051018_092031_000000372041_00408_18999_7710.N1	18-OCT-2005 09:20:31	Bright	36.500	49	1Alp UMi	1.9900	6300.0	73	18999	No
91	GOM_NL__2PRFIN20051018_092340_000000362041_00408_18999_7711.N1	18-OCT-2005 09:23:40	Bright	36.000	60	7Bet UMi	2.0810	3950.0	72	18999	No
92	GOM_NL__2PRFIN20051018_092846_000000342041_00408_18999_7712.N1	18-OCT-2005 09:28:46	Bright	34.000	36	50Alp UMa	1.8000	6300.0	68	18999	No
93	GOM_NL__2PRFIN20051018_093019_000000362041_00408_18999_7713.N1	18-OCT-2005 09:30:19	Bright	36.000	82	48Bet UMa	2.3650	10600.	72	18999	No
94	GOM_NL__2PRFIN20051018_093345_000000412041_00408_18999_7714.N1	18-OCT-2005 09:33:45	Bright	41.000	174	52Psi UMa	3.0040	4400.0	82	18999	No
95	GOM_NL__2PRFIN20051018_094035_000000332041_00408_18999_7715.N1	18-OCT-2005 09:40:35	Bright	33.000	96	68Del Leo	2.5600	9300.0	66	18999	No
96	GOM_NL__2PRFIN20051018_100115_000000162041_00408_18999_7716.N1	18-OCT-2005 10:01:15	Dark	16.000	65	Lam Vel	2.2040	4400.0	32	18999	No
97	GOM_NL__2PRFIN20051018_100418_000000442041_00409_19000_7701.N1	18-OCT-2005 10:04:18	Dark	44.000	46	Del Vel	1.9540	10600.	88	19000	No
98	GOM_NL__2PRFIN20051018_100632_000000382041_00409_19000_7702.N1	18-OCT-2005 10:06:32	Dark	37.500	29	Bet Car	1.6720	10200.	75	19000	No
99	GOM_NL__2PRFIN20051018_101736_000000382041_00409_19000_7703.N1	18-OCT-2005 10:17:36	Dark	37.500	143	Alp Hyi	2.8570	7200.0	75	19000	No
100	GOM_NL__2PRFIN20051018_101902_000000432041_00409_19000_7704.N1	18-OCT-2005 10:19:02	Dark	42.500	9	Alp Eri	0.45300	24000.	85	19000	No
101	GOM_NL__2PRFIN20051018_102400_000000392041_00409_19000_7705.N1	18-OCT-2005 10:24:00	Straylight	38.500	84	Alp Phe	2.3970	4500.0	77	19000	No

102	GOM_NL__2PRFIN20051018_103034_000000422041_00409_19000_7706.N1	18-OCT-2005 10:30:34	Straylight	41.500	52	16Bet Cet	2.0370	4500.0	83	19000	No
103	GOM_NL__2PRFIN20051018_104009_000000362041_00409_19000_7707.N1	18-OCT-2005 10:40:09	Bright	35.500	140	88Gam Peg	2.8340	26000.	71	19000	No
104	GOM_NL__2PRFIN20051018_104405_000000362041_00409_19000_7708.N1	18-OCT-2005 10:44:05	Bright	36.000	58	21Alp And	2.0730	11000.	72	19000	No
105	GOM_NL__2PRFIN20051018_105234_000000372041_00409_19000_7709.N1	18-OCT-2005 10:52:34	Bright	36.500	74	11Bet Cas	2.2680	6600.0	73	19000	No
106	GOM_NL__2PRFIN20051018_110107_000000362041_00409_19000_7710.N1	18-OCT-2005 11:01:07	Bright	35.500	49	1Alp UMi	1.9900	6300.0	71	19000	No
107	GOM_NL__2PRFIN20051018_110416_000000392041_00409_19000_7711.N1	18-OCT-2005 11:04:16	Bright	39.000	60	7Bet UMi	2.0810	3950.0	78	19000	No
108	GOM_NL__2PRFIN20051018_110921_000000352041_00409_19000_7712.N1	18-OCT-2005 11:09:21	Bright	34.500	36	50Alp UMa	1.8000	6300.0	69	19000	No
109	GOM_NL__2PRFIN20051018_111055_000000342041_00409_19000_7713.N1	18-OCT-2005 11:10:55	Bright	34.000	82	48Bet UMa	2.3650	10600.	68	19000	No
110	GOM_NL__2PRFIN20051018_111421_000000342041_00409_19000_7714.N1	18-OCT-2005 11:14:21	Bright	34.000	174	52Psi UMa	3.0040	4400.0	68	19000	No
111	GOM_NL__2PRFIN20051018_112111_000000332041_00409_19000_7715.N1	18-OCT-2005 11:21:11	Bright	32.500	96	68Del Leo	2.5600	9300.0	65	19000	No
112	GOM_NL__2PRFIN20051018_114151_000000072041_00409_19000_7716.N1	18-OCT-2005 11:41:51	Dark	7.0000	65	Lam Vel	2.2040	4400.0	14	19000	No
113	GOM_NL__2PRFIN20051018_114709_000000382041_00410_19001_7721.N1	18-OCT-2005 11:47:09	Dark	38.000	29	Bet Car	1.6720	10200.	76	19001	No
114	GOM_NL__2PRFIN20051018_115812_000000372041_00410_19001_7722.N1	18-OCT-2005 11:58:12	Dark	37.000	143	Alp Hyi	2.8570	7200.0	74	19001	No
115	GOM_NL__2PRFIN20051018_115938_000000492041_00410_19001_7723.N1	18-OCT-2005 11:59:38	Dark	48.500	9	Alp Eri	0.45300	24000.	97	19001	No
116	GOM_NL__2PRFIN20051018_120436_000000402041_00410_19001_7724.N1	18-OCT-2005 12:04:36	Straylight	40.000	84	Alp Phe	2.3970	4500.0	80	19001	No
117	GOM_NL__2PRFIN20051018_121110_000000432041_00410_19001_7725.N1	18-OCT-2005 12:11:10	Straylight	42.500	52	16Bet Cet	2.0370	4500.0	85	19001	No
118	GOM_NL__2PRFIN20051018_122044_000000362041_00410_19001_7726.N1	18-OCT-2005 12:20:44	Bright	35.500	140	88Gam Peg	2.8340	26000.	71	19001	No
119	GOM_NL__2PRFIN20051018_122440_000000362041_00410_19001_7727.N1	18-OCT-2005 12:24:40	Bright	35.500	58	21Alp And	2.0730	11000.	71	19001	No
120	GOM_NL__2PRFIN20051018_123310_000000362041_00410_19001_7728.N1	18-OCT-2005 12:33:10	Bright	36.000	74	11Bet Cas	2.2680	6600.0	72	19001	No
121	GOM_NL__2PRFIN20051018_124452_000000372041_00410_19001_7729.N1	18-OCT-2005 12:44:52	Bright	36.500	60	7Bet UMi	2.0810	3950.0	73	19001	No
122	GOM_NL__2PRFIN20051018_124957_000000362041_00410_19001_7730.N1	18-OCT-2005 12:49:57	Bright	36.000	36	50Alp UMa	1.8000	6300.0	72	19001	No
123	GOM_NL__2PRFIN20051018_125131_000000352041_00410_19001_7731.N1	18-OCT-2005 12:51:31	Bright	35.000	82	48Bet UMa	2.3650	10600.	70	19001	No
124	GOM_NL__2PRFIN20051018_125457_000000362041_00410_19001_7732.N1	18-OCT-2005 12:54:57	Bright	36.000	174	52Psi UMa	3.0040	4400.0	72	19001	No
125	GOM_NL__2PRFIN20051018_130147_000000342041_00410_19001_7733.N1	18-OCT-2005 13:01:47	Bright	34.000	96	68Del Leo	2.5600	9300.0	68	19001	No
126	GOM_NL__2PRFIN20051018_132228_000000072041_00410_19001_7734.N1	18-OCT-2005 13:22:28	Dark	7.0000	65	Lam Vel	2.2040	4400.0	14	19001	No
127	GOM_NL__2PRFIN20051018_132745_000000382041_00411_19002_7721.N1	18-OCT-2005 13:27:45	Dark	37.500	29	Bet Car	1.6720	10200.	75	19002	No
128	GOM_NL__2PRFIN20051018_133848_000000392041_00411_19002_7722.N1	18-OCT-2005 13:38:48	Dark	38.500	143	Alp Hyi	2.8570	7200.0	77	19002	No
129	GOM_NL__2PRFIN20051018_134014_000000492041_00411_19002_7723.N1	18-OCT-2005 13:40:14	Dark	49.000	9	Alp Eri	0.45300	24000.	98	19002	No
130	GOM_NL__2PRFIN20051018_134512_000000422041_00411_19002_7724.N1	18-OCT-2005 13:45:12	Straylight	41.500	84	Alp Phe	2.3970	4500.0	83	19002	No
131	GOM_NL__2PRFIN20051018_135146_000000452041_00411_19002_7725.N1	18-OCT-2005 13:51:46	Straylight	45.000	52	16Bet Cet	2.0370	4500.0	90	19002	No
132	GOM_NL__2PRFIN20051018_140121_000000352041_00411_19002_7726.N1	18-OCT-2005 14:01:21	Bright	34.500	140	88Gam Peg	2.8340	26000.	69	19002	No
133	GOM_NL__2PRFIN20051018_140516_000000372041_00411_19002_7727.N1	18-OCT-2005 14:05:16	Bright	36.500	58	21Alp And	2.0730	11000.	73	19002	No
134	GOM_NL__2PRFIN20051018_141346_000000352041_00411_19002_7728.N1	18-OCT-2005 14:13:46	Bright	34.500	74	11Bet Cas	2.2680	6600.0	69	19002	No
135	GOM_NL__2PRFIN20051018_142218_000000362041_00411_19002_7729.N1	18-OCT-2005 14:22:18	Bright	35.500	49	1Alp UMi	1.9900	6300.0	71	19002	No
136	GOM_NL__2PRFIN20051018_142528_000000322041_00411_19002_7730.N1	18-OCT-2005 14:25:28	Bright	32.000	60	7Bet UMi	2.0810	3950.0	64	19002	No
137	GOM_NL__2PRFIN20051018_143033_000000372041_00411_19002_7731.N1	18-OCT-2005 14:30:33	Bright	36.500	36	50Alp UMa	1.8000	6300.0	73	19002	No
138	GOM_NL__2PRFIN20051018_143207_000000372041_00411_19002_7732.N1	18-OCT-2005 14:32:07	Bright	36.500	82	48Bet UMa	2.3650	10600.	73	19002	No
139	GOM_NL__2PRFIN20051018_143533_000000332041_00411_19002_7733.N1	18-OCT-2005 14:35:33	Bright	33.000	174	52Psi UMa	3.0040	4400.0	66	19002	No
140	GOM_NL__2PRFIN20051018_144223_000000342041_00411_19002_7734.N1	18-OCT-2005 14:42:23	Bright	34.000	96	68Del Leo	2.5600	9300.0	68	19002	No
141	GOM_NL__2PRFIN20051018_150155_000000402041_00411_19002_7735.N1	18-OCT-2005 15:01:55	Dark	40.000	113	Mu Vel	2.6920	5000.0	80	19002	No
142	GOM_NL__2PRFIN20051018_150608_000000412041_00412_19003_7721.N1	18-OCT-2005 15:06:08	Dark	41.000	46	Del Vel	1.9540	10600.	82	19003	No
143	GOM_NL__2PRFIN20051018_150821_000000392041_00412_19003_7722.N1	18-OCT-2005 15:08:21	Dark	39.000	29	Bet Car	1.6720	10200.	78	19003	No
144	GOM_NL__2PRFIN20051018_151925_000000362041_00412_19003_7723.N1	18-OCT-2005 15:19:25	Dark	36.000	143	Alp Hyi	2.8570	7200.0	72	19003	No
145	GOM_NL__2PRFIN20051018_152050_000000442041_00412_19003_7724.N1	18-OCT-2005 15:20:50	Dark	44.000	9	Alp Eri	0.45300	24000.	88	19003	No
146	GOM_NL__2PRFIN20051018_152548_000000442041_00412_19003_7725.N1	18-OCT-2005 15:25:48	Straylight	43.500	84	Alp Phe	2.3970	4500.0	87	19003	No
147	GOM_NL__2PRFIN20051018_153222_000000442041_00412_19003_7726.N1	18-OCT-2005 15:32:22	Straylight	44.000	52	16Bet Cet	2.0370	4500.0	88	19003	No
148	GOM_NL__2PRFIN20051018_154156_000000362041_00412_19003_7727.N1	18-OCT-2005 15:41:56	Bright	36.000	140	88Gam Peg	2.8340	26000.	72	19003	No
149	GOM_NL__2PRFIN20051018_154552_000000372041_00412_19003_7728.N1	18-OCT-2005 15:45:52	Bright	36.500	58	21Alp And	2.0730	11000.	73	19003	No
150	GOM_NL__2PRFIN20051018_155422_000000372041_00412_19003_7729.N1	18-OCT-2005 15:54:22	Bright	36.500	74	11Bet Cas	2.2680	6600.0	73	19003	No
151	GOM_NL__2PRFIN20051018_160254_000000362041_00412_19003_7730.N1	18-OCT-2005 16:02:54	Bright	35.500	49	1Alp UMi	1.9900	6300.0	71	19003	No
152	GOM_NL__2PRFIN20051018_160604_000000362041_00412_19003_7731.N1	18-OCT-2005 16:06:04	Bright	36.000	60	7Bet UMi	2.0810	3950.0	72	19003	No
153	GOM_NL__2PRFIN20051018_161109_000000352041_00412_19003_7732.N1	18-OCT-2005 16:11:09	Bright	35.000	36	50Alp UMa	1.8000	6300.0	70	19003	No
154	GOM_NL__2PRFIN20051018_161243_000000372041_00412_19003_7733.N1	18-OCT-2005 16:12:43	Bright	37.000	82	48Bet UMa	2.3650	10600.	74	19003	No
155	GOM_NL__2PRFIN20051018_161609_000000372041_00412_19003_7734.N1	18-OCT-2005 16:16:09	Bright	37.000	174	52Psi UMa	3.0040	4400.0	74	19003	No
156	GOM_NL__2PRFIN20051018_162259_000000472041_00412_19003_7735.N1	18-OCT-2005 16:22:59	Bright	46.500	96	68Del Leo	2.5600	9300.0	93	19003	No
157	GOM_NL__2PRFIN20051018_164231_000000382041_00412_19003_7736.N1	18-OCT-2005 16:42:31	Dark	37.500	113	Mu Vel	2.6920	5000.0	75	19003	No
158	GOM_NL__2PRFIN20051018_164644_000000402041_00413_19004_7721.N1	18-OCT-2005 16:46:44	Dark	39.500	46	Del Vel	1.9540	10600.	79	19004	No
159	GOM_NL__2PRFIN20051018_164857_000000392041_00413_19004_7722.N1	18-OCT-2005 16:48:57	Dark	39.000	29	Bet Car	1.6720	10200.	78	19004	No
160	GOM_NL__2PRFIN20051018_170001_000000372041_00413_19004_7723.N1	18-OCT-2005 17:00:01	Dark	37.000	143	Alp Hyi	2.8570	7200.0	74	19004	No

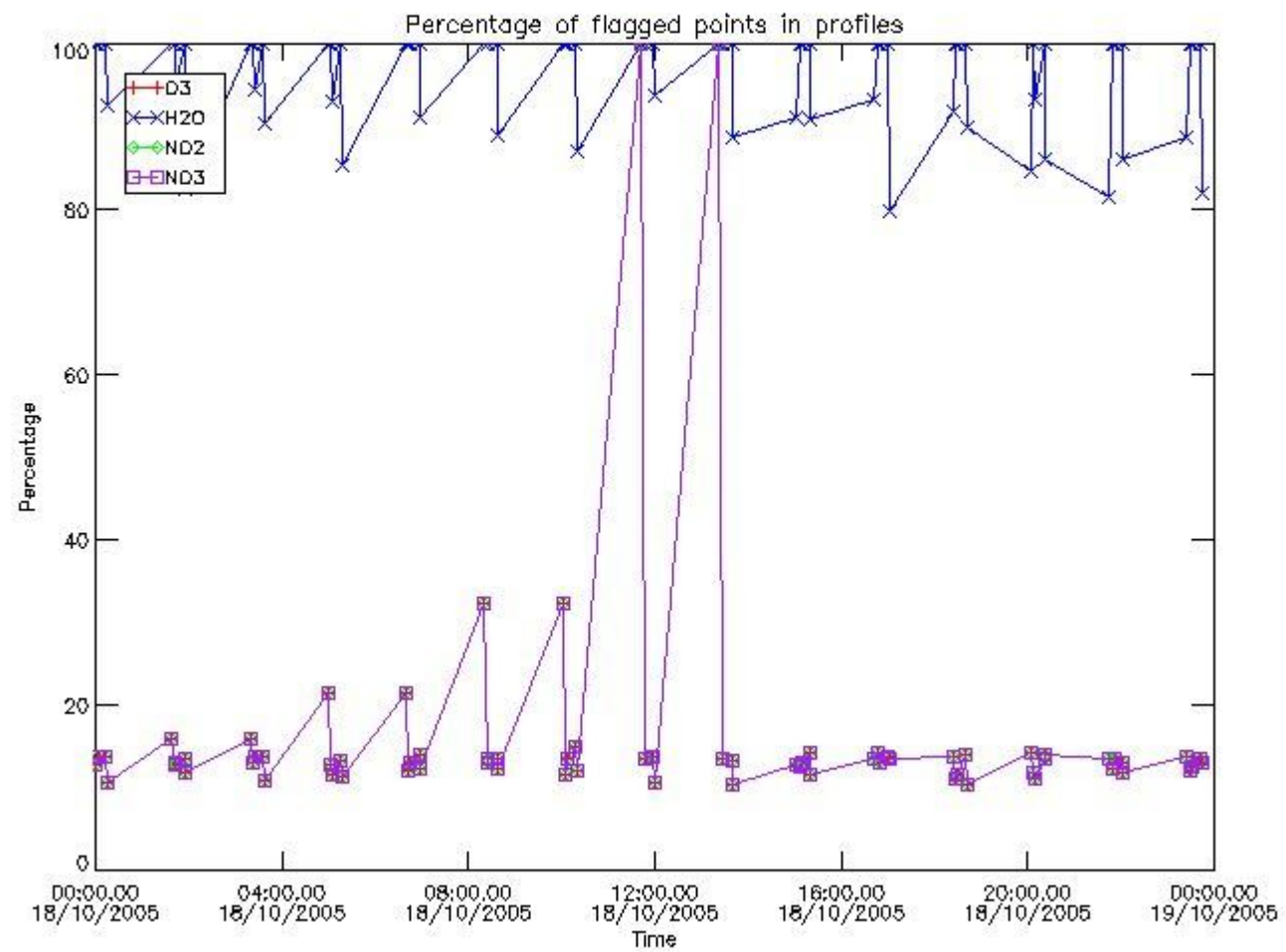
161	GOM_NL__2PRFIN20051018_170127_000000372041_00413_19004_7724.N1	18-OCT-2005 17:01:27	Dark	37.000	9	Alp Eri	0.45300	24000.	74	19004	No
162	GOM_NL__2PRFIN20051018_170624_000000412041_00413_19004_7725.N1	18-OCT-2005 17:06:24	Straylight	40.500	84	Alp Phe	2.3970	4500.0	81	19004	No
163	GOM_NL__2PRFIN20051018_171258_000000442041_00413_19004_7726.N1	18-OCT-2005 17:12:58	Straylight	44.000	52	16Bet Cet	2.0370	4500.0	88	19004	No
164	GOM_NL__2PRFIN20051018_172233_000000362041_00413_19004_7727.N1	18-OCT-2005 17:22:33	Bright	35.500	140	88Gam Peg	2.8340	26000.	71	19004	No
165	GOM_NL__2PRFIN20051018_172628_000000372041_00413_19004_7728.N1	18-OCT-2005 17:26:28	Bright	36.500	58	21Alp And	2.0730	11000.	73	19004	No
166	GOM_NL__2PRFIN20051018_173424_000000032041_00413_19004_7729.N1	18-OCT-2005 17:34:24	Straylight	3.0000	68	18Alp Cas	2.2250	4500.0	6	19004	No
167	GOM_NL__2PRFIN20051018_173458_000000372041_00413_19004_7730.N1	18-OCT-2005 17:34:58	Bright	36.500	74	11Bet Cas	2.2680	6600.0	73	19004	No
168	GOM_NL__2PRFIN20051018_174330_000000362041_00413_19004_7731.N1	18-OCT-2005 17:43:30	Bright	35.500	49	1Alp UMi	1.9900	6300.0	71	19004	No
169	GOM_NL__2PRFIN20051018_174640_000000372041_00413_19004_7732.N1	18-OCT-2005 17:46:40	Bright	37.000	60	7Bet UMi	2.0810	3950.0	74	19004	No
170	GOM_NL__2PRFIN20051018_175145_000000342041_00413_19004_7733.N1	18-OCT-2005 17:51:45	Bright	34.000	36	50Alp UMa	1.8000	6300.0	68	19004	No
171	GOM_NL__2PRFIN20051018_175319_000000532041_00413_19004_7734.N1	18-OCT-2005 17:53:19	Bright	53.000	82	48Bet UMa	2.3650	10600.	106	19004	No
172	GOM_NL__2PRFIN20051018_175645_000000362041_00413_19004_7735.N1	18-OCT-2005 17:56:45	Bright	35.500	174	52Psi UMa	3.0040	4400.0	71	19004	No
173	GOM_NL__2PRFIN20051018_180335_000000352041_00413_19004_7736.N1	18-OCT-2005 18:03:35	Bright	34.500	96	68Del Leo	2.5600	9300.0	69	19004	No
174	GOM_NL__2PRFIN20051018_182307_000000372041_00413_19004_7737.N1	18-OCT-2005 18:23:07	Dark	37.000	113	Mu Vel	2.6920	5000.0	74	19004	No
175	GOM_NL__2PRFIN20051018_182721_000000462041_00414_19005_7721.N1	18-OCT-2005 18:27:21	Dark	46.000	46	Del Vel	1.9540	10600.	92	19005	No
176	GOM_NL__2PRFIN20051018_182933_000000452041_00414_19005_7722.N1	18-OCT-2005 18:29:33	Dark	44.500	29	Bet Car	1.6720	10200.	89	19005	No
177	GOM_NL__2PRFIN20051018_184037_000000372041_00414_19005_7723.N1	18-OCT-2005 18:40:37	Dark	36.500	143	Alp Hyi	2.8570	7200.0	73	19005	No
178	GOM_NL__2PRFIN20051018_184203_000000502041_00414_19005_7724.N1	18-OCT-2005 18:42:03	Dark	49.500	9	Alp Eri	0.45300	24000.	99	19005	No
179	GOM_NL__2PRFIN20051018_184700_000000442041_00414_19005_7725.N1	18-OCT-2005 18:47:00	Straylight	43.500	84	Alp Phe	2.3970	4500.0	87	19005	No
180	GOM_NL__2PRFIN20051018_185334_000000432041_00414_19005_7726.N1	18-OCT-2005 18:53:34	Straylight	43.000	52	16Bet Cet	2.0370	4500.0	86	19005	No
181	GOM_NL__2PRFIN20051018_190308_000000362041_00414_19005_7727.N1	18-OCT-2005 19:03:08	Bright	36.000	140	88Gam Peg	2.8340	26000.	72	19005	No
182	GOM_NL__2PRFIN20051018_190704_000000362041_00414_19005_7728.N1	18-OCT-2005 19:07:04	Bright	36.000	58	21Alp And	2.0730	11000.	72	19005	No
183	GOM_NL__2PRFIN20051018_191500_000000032041_00414_19005_7729.N1	18-OCT-2005 19:15:00	Straylight	3.0000	68	18Alp Cas	2.2250	4500.0	6	19005	No
184	GOM_NL__2PRFIN20051018_191534_000000362041_00414_19005_7730.N1	18-OCT-2005 19:15:34	Bright	36.000	74	11Bet Cas	2.2680	6600.0	72	19005	No
185	GOM_NL__2PRFIN20051018_192406_000000372041_00414_19005_7731.N1	18-OCT-2005 19:24:06	Bright	36.500	49	1Alp UMi	1.9900	6300.0	73	19005	No
186	GOM_NL__2PRFIN20051018_192717_000000382041_00414_19005_7732.N1	18-OCT-2005 19:27:17	Bright	37.500	60	7Bet UMi	2.0810	3950.0	75	19005	No
187	GOM_NL__2PRFIN20051018_193221_000000382041_00414_19005_7733.N1	18-OCT-2005 19:32:21	Bright	37.500	36	50Alp UMa	1.8000	6300.0	75	19005	No
188	GOM_NL__2PRFIN20051018_193355_000000422041_00414_19005_7734.N1	18-OCT-2005 19:33:55	Bright	41.500	82	48Bet UMa	2.3650	10600.	83	19005	No
189	GOM_NL__2PRFIN20051018_193721_000000532041_00414_19005_7735.N1	18-OCT-2005 19:37:21	Bright	53.000	174	52Psi UMa	3.0040	4400.0	106	19005	No
190	GOM_NL__2PRFIN20051018_194412_000000342041_00414_19005_7736.N1	18-OCT-2005 19:44:12	Bright	34.000	96	68Del Leo	2.5600	9300.0	68	19005	No
191	GOM_NL__2PRFIN20051018_200343_000000402041_00414_19005_7737.N1	18-OCT-2005 20:03:43	Dark	39.500	113	Mu Vel	2.6920	5000.0	79	19005	No
192	GOM_NL__2PRFIN20051018_200757_000000432041_00415_19006_7721.N1	18-OCT-2005 20:07:57	Dark	43.000	46	Del Vel	1.9540	10600.	86	19006	No
193	GOM_NL__2PRFIN20051018_201010_000000462041_00415_19006_7722.N1	18-OCT-2005 20:10:10	Dark	45.500	29	Bet Car	1.6720	10200.	91	19006	No
194	GOM_NL__2PRFIN20051018_202113_000000382041_00415_19006_7723.N1	18-OCT-2005 20:21:13	Dark	38.000	143	Alp Hyi	2.8570	7200.0	76	19006	No
195	GOM_NL__2PRFIN20051018_202239_000000362041_00415_19006_7724.N1	18-OCT-2005 20:22:39	Dark	36.000	9	Alp Eri	0.45300	24000.	72	19006	No
196	GOM_NL__2PRFIN20051018_203411_000000432041_00415_19006_7725.N1	18-OCT-2005 20:34:11	Straylight	43.000	52	16Bet Cet	2.0370	4500.0	86	19006	No
197	GOM_NL__2PRFIN20051018_204345_000000362041_00415_19006_7726.N1	18-OCT-2005 20:43:45	Bright	35.500	140	88Gam Peg	2.8340	26000.	71	19006	No
198	GOM_NL__2PRFIN20051018_204740_000000352041_00415_19006_7727.N1	18-OCT-2005 20:47:40	Bright	35.000	58	21Alp And	2.0730	11000.	70	19006	No
199	GOM_NL__2PRFIN20051018_205536_000000132041_00415_19006_7728.N1	18-OCT-2005 20:55:36	Tw_i_and_stray	13.000	68	18Alp Cas	2.2250	4500.0	26	19006	No
200	GOM_NL__2PRFIN20051018_205610_000000362041_00415_19006_7729.N1	18-OCT-2005 20:56:10	Bright	35.500	74	11Bet Cas	2.2680	6600.0	71	19006	No
201	GOM_NL__2PRFIN20051018_210442_000000372041_00415_19006_7730.N1	18-OCT-2005 21:04:42	Bright	36.500	49	1Alp UMi	1.9900	6300.0	73	19006	No
202	GOM_NL__2PRFIN20051018_210753_000000342041_00415_19006_7731.N1	18-OCT-2005 21:07:53	Bright	33.500	60	7Bet UMi	2.0810	3950.0	67	19006	No
203	GOM_NL__2PRFIN20051018_211257_000000342041_00415_19006_7732.N1	18-OCT-2005 21:12:57	Bright	34.000	36	50Alp UMa	1.8000	6300.0	68	19006	No
204	GOM_NL__2PRFIN20051018_211431_000000352041_00415_19006_7733.N1	18-OCT-2005 21:14:31	Bright	35.000	82	48Bet UMa	2.3650	10600.	70	19006	No
205	GOM_NL__2PRFIN20051018_211757_000000372041_00415_19006_7734.N1	18-OCT-2005 21:17:57	Bright	37.000	174	52Psi UMa	3.0040	4400.0	74	19006	No
206	GOM_NL__2PRFIN20051018_212448_000000482041_00415_19006_7735.N1	18-OCT-2005 21:24:48	Bright	47.500	96	68Del Leo	2.5600	9300.0	95	19006	No
207	GOM_NL__2PRFIN20051018_214419_000000382041_00415_19006_7736.N1	18-OCT-2005 21:44:19	Dark	38.000	113	Mu Vel	2.6920	5000.0	76	19006	No
208	GOM_NL__2PRFIN20051018_214834_000000422041_00416_19007_7721.N1	18-OCT-2005 21:48:34	Dark	41.500	46	Del Vel	1.9540	10600.	83	19007	No
209	GOM_NL__2PRFIN20051018_215046_000000382041_00416_19007_7722.N1	18-OCT-2005 21:50:46	Dark	38.000	29	Bet Car	1.6720	10200.	76	19007	No
210	GOM_NL__2PRFIN20051018_220149_000000392041_00416_19007_7723.N1	18-OCT-2005 22:01:49	Dark	39.000	143	Alp Hyi	2.8570	7200.0	78	19007	No
211	GOM_NL__2PRFIN20051018_220315_000000442041_00416_19007_7724.N1	18-OCT-2005 22:03:15	Dark	43.500	9	Alp Eri	0.45300	24000.	87	19007	No
212	GOM_NL__2PRFIN20051018_220813_000000432041_00416_19007_7725.N1	18-OCT-2005 22:08:13	Straylight	43.000	84	Alp Phe	2.3970	4500.0	86	19007	No
213	GOM_NL__2PRFIN20051018_221447_000000442041_00416_19007_7726.N1	18-OCT-2005 22:14:47	Straylight	44.000	52	16Bet Cet	2.0370	4500.0	88	19007	No
214	GOM_NL__2PRFIN20051018_222421_000000372041_00416_19007_7727.N1	18-OCT-2005 22:24:21	Bright	36.500	140	88Gam Peg	2.8340	26000.	73	19007	No
215	GOM_NL__2PRFIN20051018_222816_000000352041_00416_19007_7728.N1	18-OCT-2005 22:28:16	Bright	35.000	58	21Alp And	2.0730	11000.	70	19007	No
216	GOM_NL__2PRFIN20051018_223612_000000132041_00416_19007_7729.N1	18-OCT-2005 22:36:12	Tw_i_and_stray	13.000	68	18Alp Cas	2.2250	4500.0	26	19007	No
217	GOM_NL__2PRFIN20051018_223645_000000362041_00416_19007_7730.N1	18-OCT-2005 22:36:45	Bright	36.000	74	11Bet Cas	2.2680	6600.0	72	19007	No
218	GOM_NL__2PRFIN20051018_224518_000000362041_00416_19007_7731.N1	18-OCT-2005 22:45:18	Bright	36.000	49	1Alp UMi	1.9900	6300.0	72	19007	No
219	GOM_NL__2PRFIN20051018_224829_000000372041_00416_19007_7732.N1	18-OCT-2005 22:48:29	Bright	36.500	60	7Bet UMi	2.0810	3950.0	73	19007	No

220	GOM_NL__2PRFIN20051018_225333_000000372041_00416_19007_7733.N1	18-OCT-2005 22:53:33	Bright	37.000	36	50Alp UMa	1.8000	6300.0	74	19007	No
221	GOM_NL__2PRFIN20051018_225507_000000362041_00416_19007_7734.N1	18-OCT-2005 22:55:07	Bright	35.500	82	48Bet UMa	2.3650	10600.	71	19007	No
222	GOM_NL__2PRFIN20051018_225833_000000372041_00416_19007_7735.N1	18-OCT-2005 22:58:33	Bright	37.000	174	52Psi UMa	3.0040	4400.0	74	19007	No
223	GOM_NL__2PRFIN20051018_230524_000000392041_00416_19007_7736.N1	18-OCT-2005 23:05:24	Bright	38.500	96	68Del Leo	2.5600	9300.0	77	19007	No
224	GOM_NL__2PRFIN20051018_232455_000000452041_00416_19007_7737.N1	18-OCT-2005 23:24:55	Dark	44.500	113	Mu Vel	2.6920	5000.0	89	19007	No
225	GOM_NL__2PRFIN20051018_232910_000000422041_00417_19008_7721.N1	18-OCT-2005 23:29:10	Dark	42.000	46	Del Vel	1.9540	10600.	84	19008	No
226	GOM_NL__2PRFIN20051018_233122_000000412041_00417_19008_7722.N1	18-OCT-2005 23:31:22	Dark	40.500	29	Bet Car	1.6720	10200.	81	19008	No
227	GOM_NL__2PRFIN20051018_234226_000000382041_00417_19008_7723.N1	18-OCT-2005 23:42:26	Dark	38.000	143	Alp Hyi	2.8570	7200.0	76	19008	No
228	GOM_NL__2PRFIN20051018_234351_000000392041_00417_19008_7724.N1	18-OCT-2005 23:43:51	Dark	39.000	9	Alp Eri	0.45300	24000.	78	19008	No
229	GOM_NL__2PRFIN20051018_234849_000000392041_00417_19008_7725.N1	18-OCT-2005 23:48:49	Straylight	38.500	84	Alp Phe	2.3970	4500.0	77	19008	No
230	GOM_NL__2PRFIN20051018_235523_000000422041_00417_19008_7726.N1	18-OCT-2005 23:55:23	Straylight	42.000	52	16Bet Cet	2.0370	4500.0	84	19008	No

3. Quality information per product

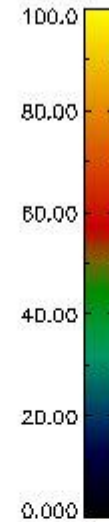
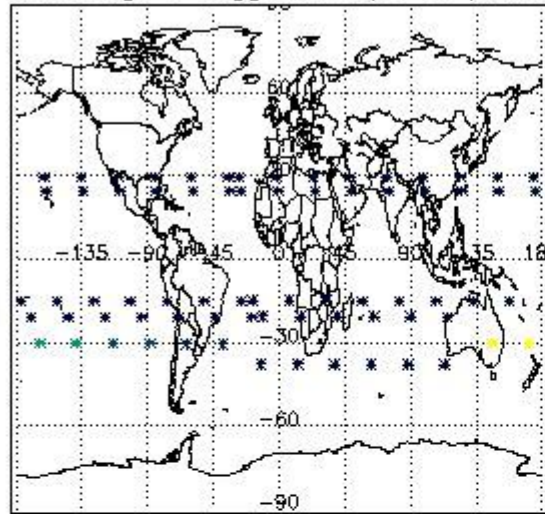
In this section it is plotted some information contained in the Quality Summary data set of the level 2 products. Only products in dark limb conditions and without errors (error flag in the MPH set to "0") are used.

3.1 Plot quality information per product (time dependant)

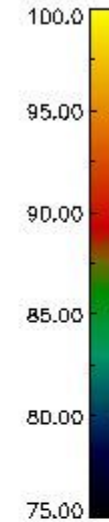
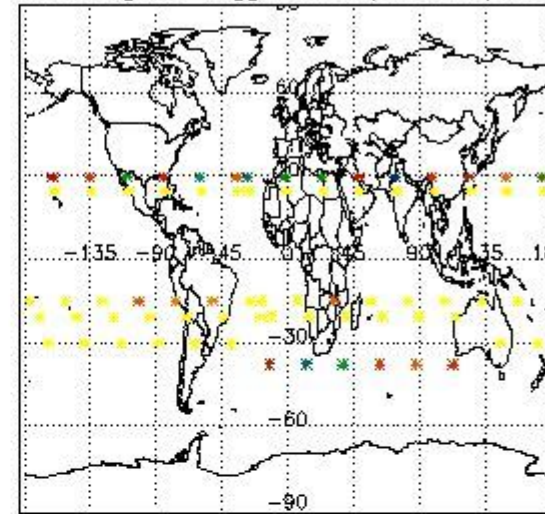


3.2 Plot quality information per product (world map)


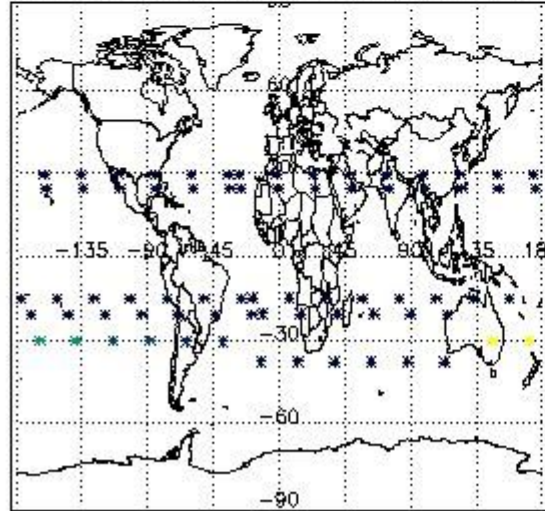
Percentage of flagged data per O3 profile



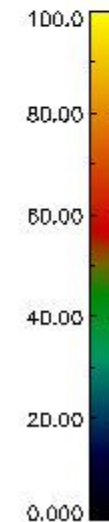
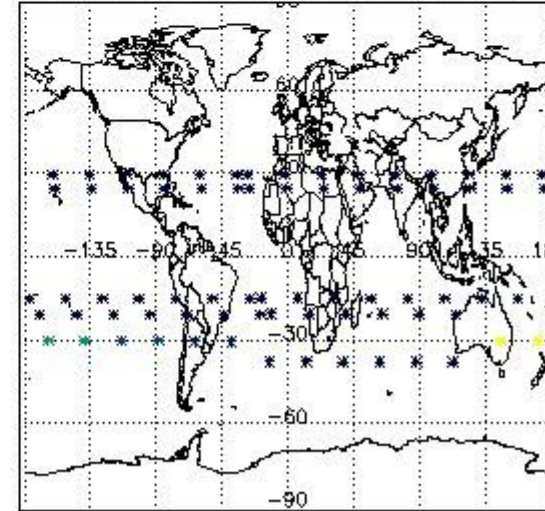
Percentage of flagged data per H2O profile



Percentage of flagged data per NO2 profile



Percentage of flagged data per NO3 profile

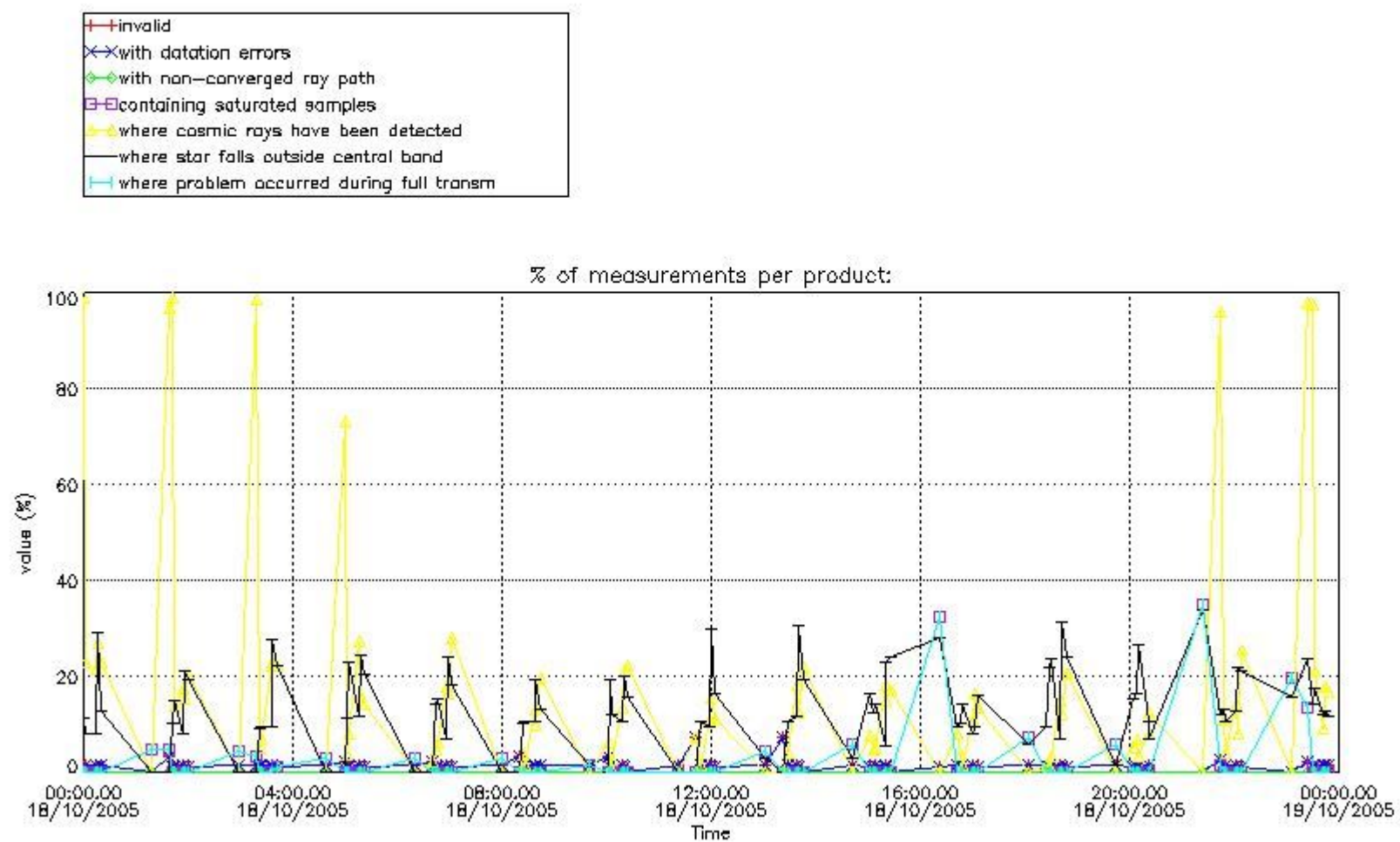


4. Level 1 quality information per product

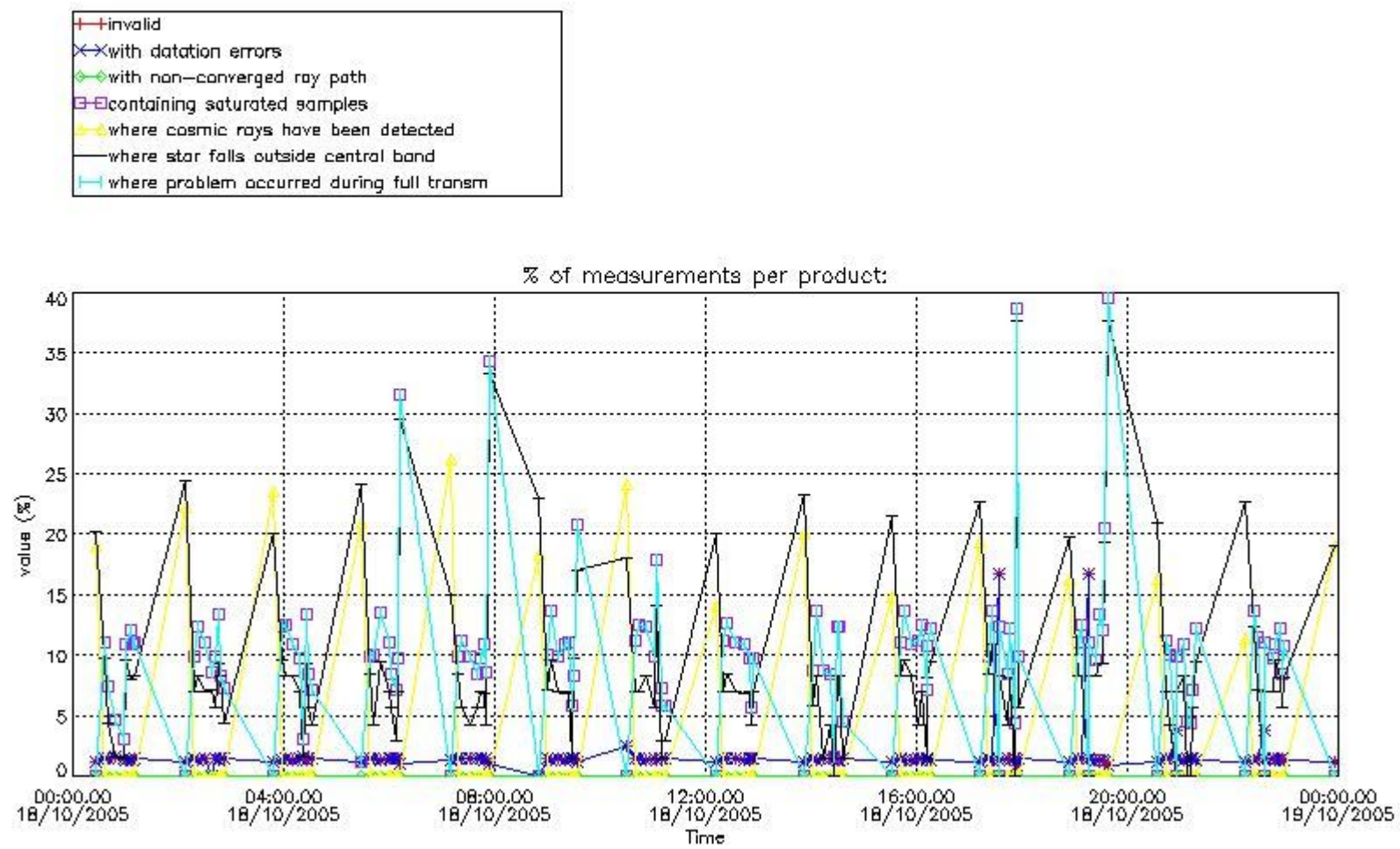
In this section it is plotted some information contained in the Quality Summary data set of the level 2 products that comes from the level 1b processing. Products without errors (error flag in the MPH set to "0") are used.

4.1 Plot quality information per product (time dependant) coming from level 1b processing

4.1.1 Plot level 1 quality information per product (time dependant): ENVISAT ASCENDING passes



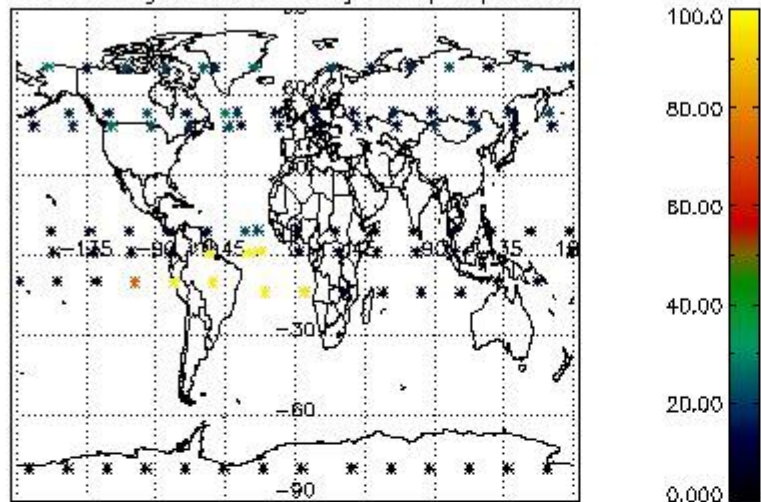
4.1.2 Plot level 1 quality information per product (time dependant): ENVI SAT DESCENDING passes



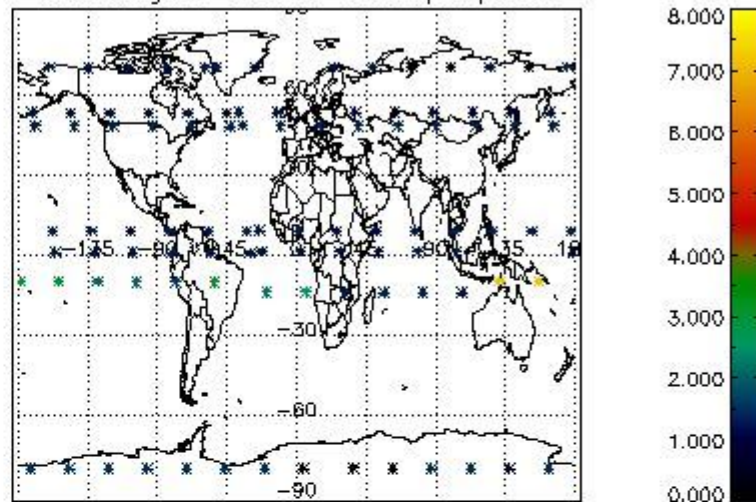
4.2 Plot quality information per product coming from level 1b processing (world map)

4.2.1 Plot level 1 quality information per product (world map): ENVISAT ASCENDING passes

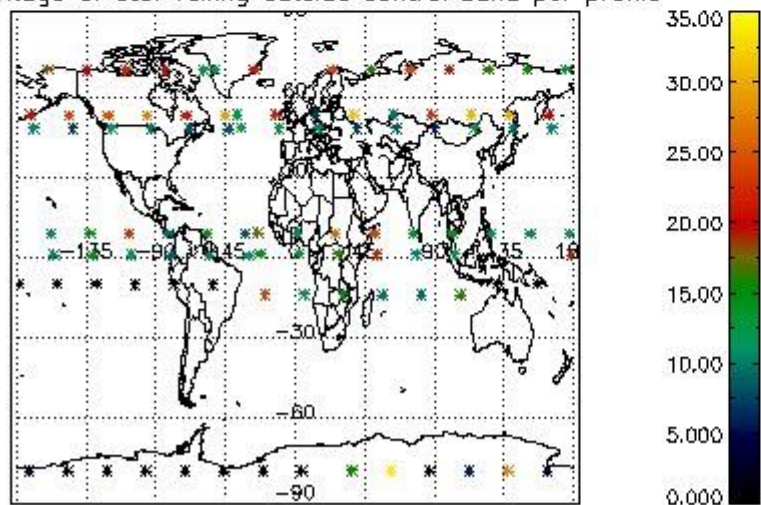
Percentage of cosmic ray hits per profile



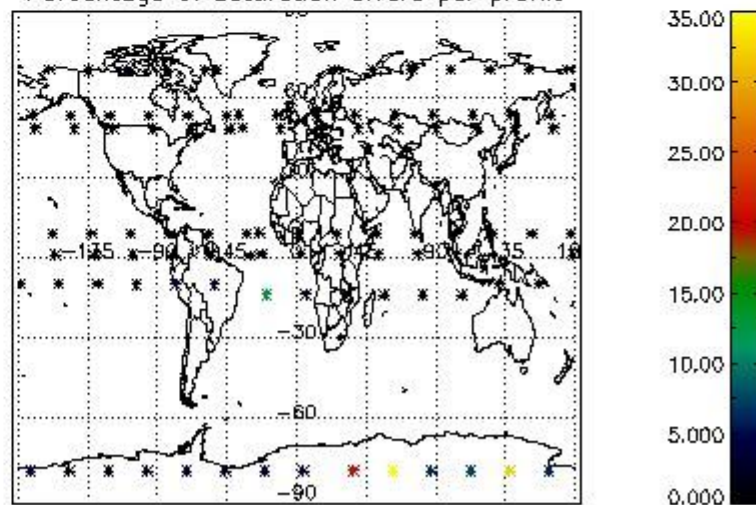
Percentage of datation errors per profile



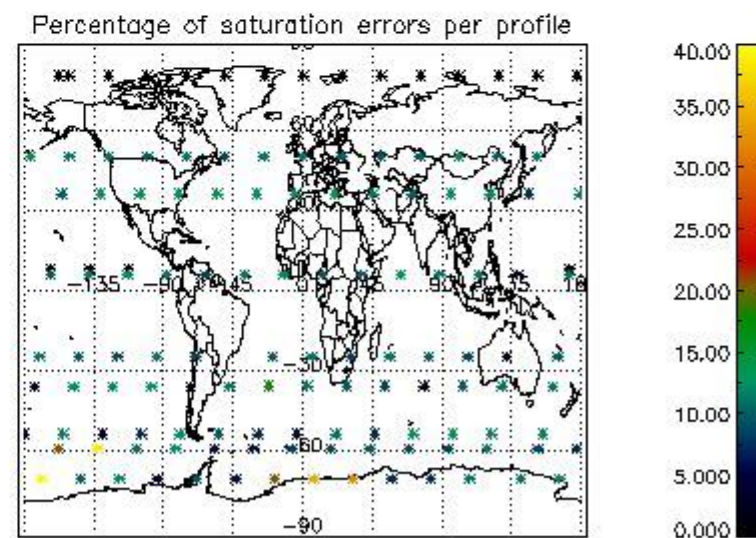
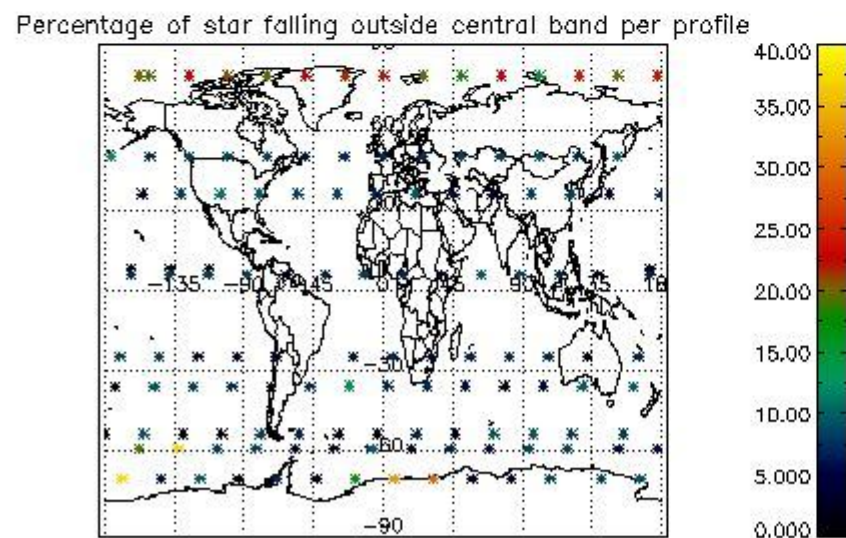
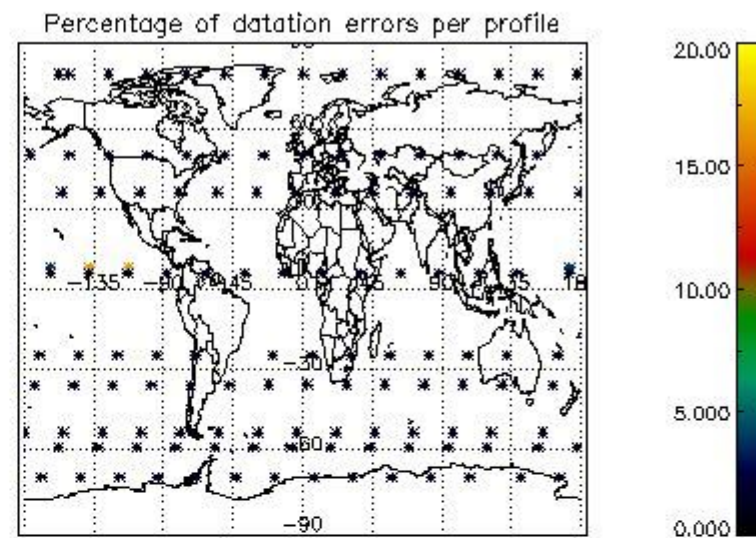
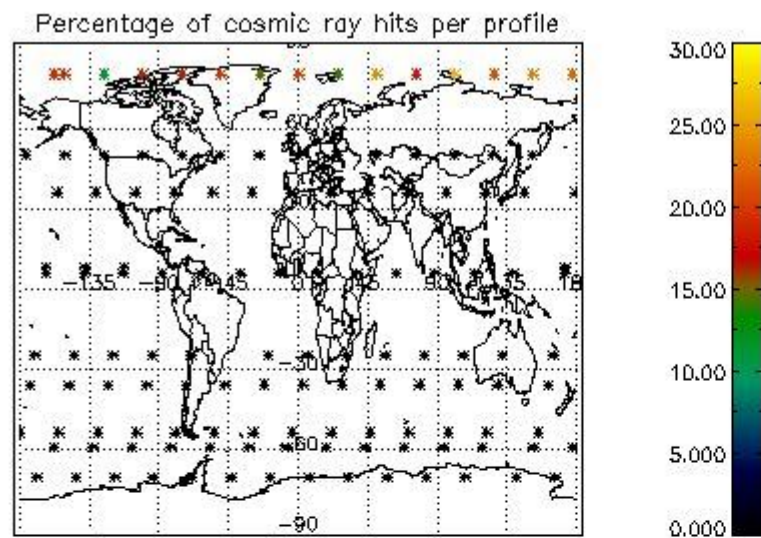
Percentage of star falling outside central band per profile



Percentage of saturation errors per profile



4.2.2 Plot level 1 quality information per product (world map): ENVISAT DESCENDING passes



5. Trace gas profiles

5.1 Ozone statistics based on quality of products

The final quality of the products can be "measured" using the STD (Standard Deviation) attached to every point profile. This information is written to the parameter GOM_NL__2P/NL_LOCAL_SPECIES_DENSITY/o3_std of the level 2 products. The table below shows the statistics for given STD ranges.

The statistics are given with respect to the overall valid production:

- Products without fatal errors: GOM_NL__2P/MPH/PRODUCT_ERR=0
- Valid point profile: GOM_NL__2P/NL_LOCAL_SPECIES_DENSITY/pcd(0)=0

The 'Criteria' is applied to valid points of dark limb products:

- Products in dark limb illumination condition: GOM_NL__2P/NL_SUMMARY_QUALITY/obs_ill_cond=0
- Products without fatal errors: GOM_NL__2P/MPH/PRODUCT_ERR=0
- Valid point profile: GOM_NL__2P/NL_LOCAL_SPECIES_DENSITY/pcd(0)=0

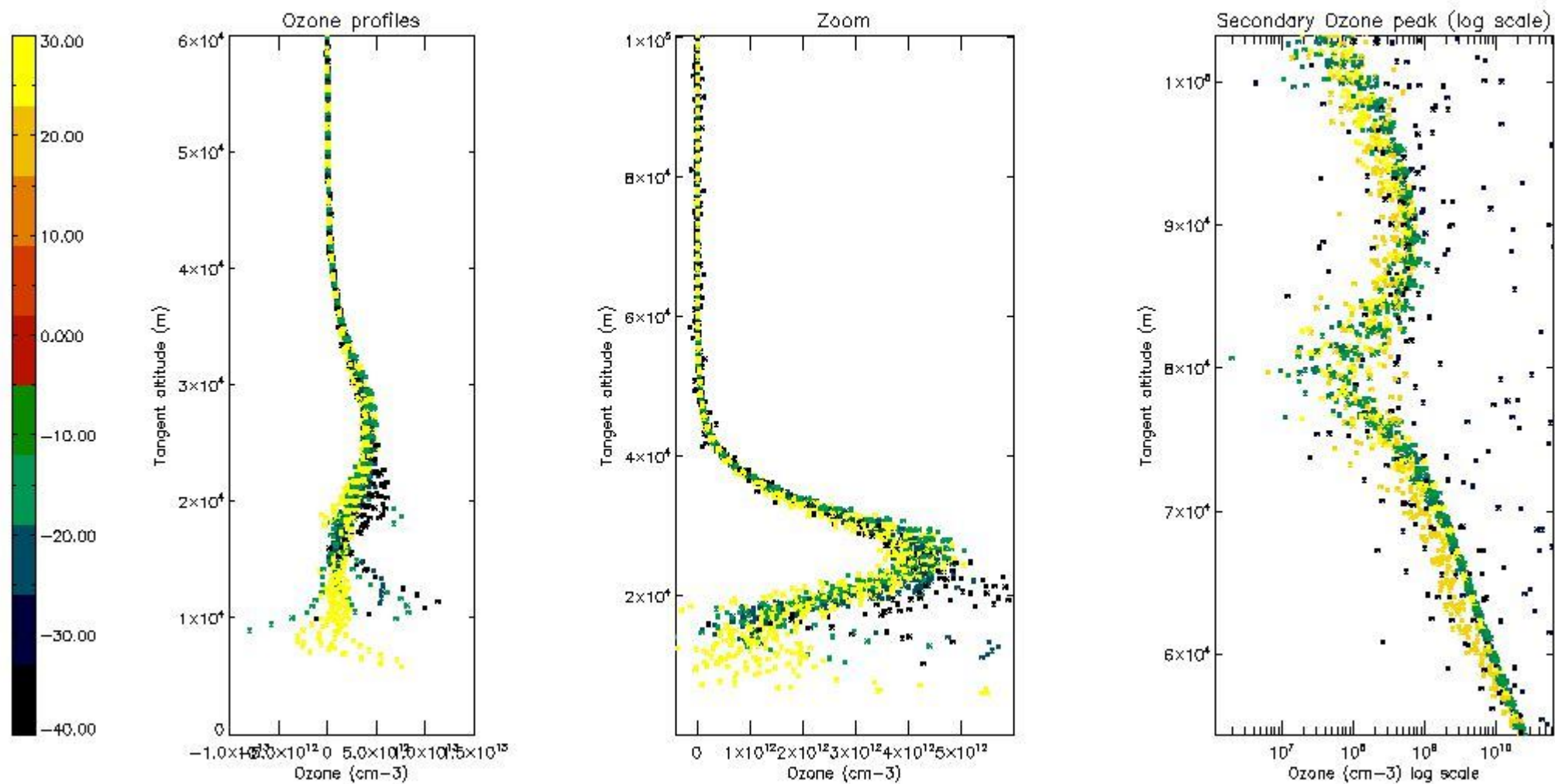
So, the table below shows the percentage of dark limb and valid observations for each criteria with respect to the overall valid daily observations.

Criteria	% of total production
All STD	33
STD < 20	20

STD < 10	16
STD < 5	10

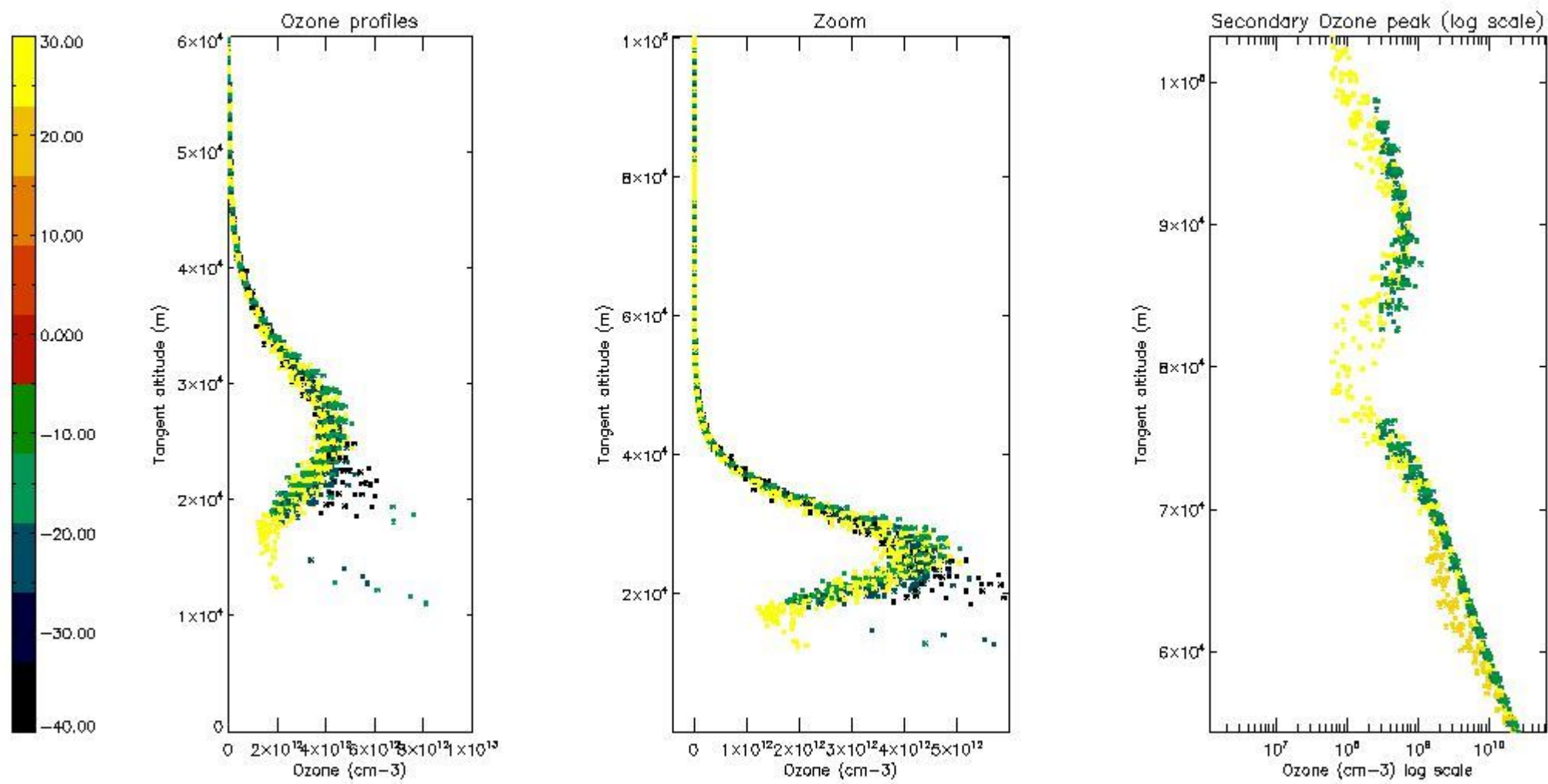
5.2 Plot ozone profiles for all STD (dark without errors)

The colorbar represents the latitude.



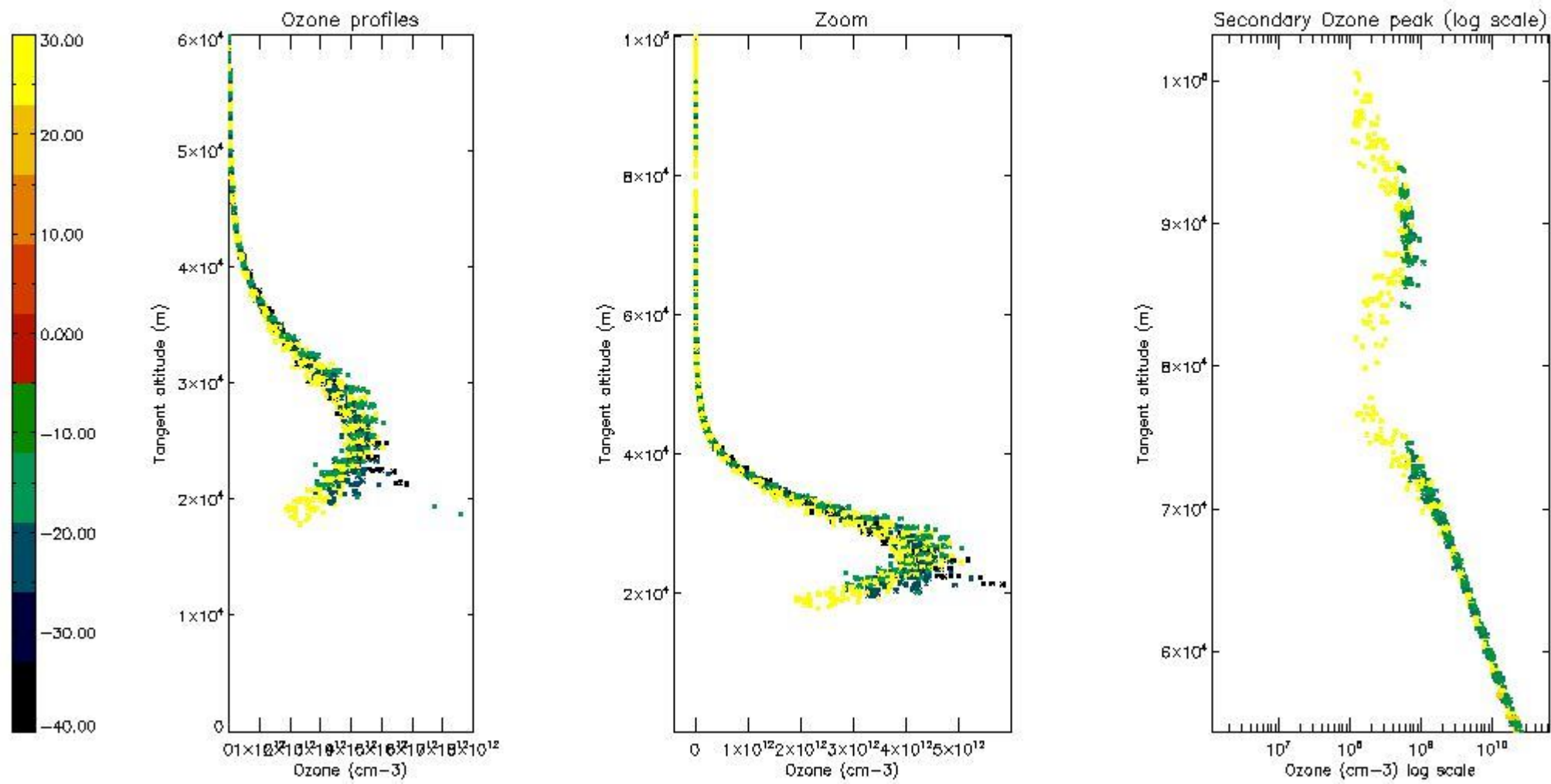
5.3 Plot ozone profiles where STD < 20% (dark without errors)

The colorbar represents the latitude.



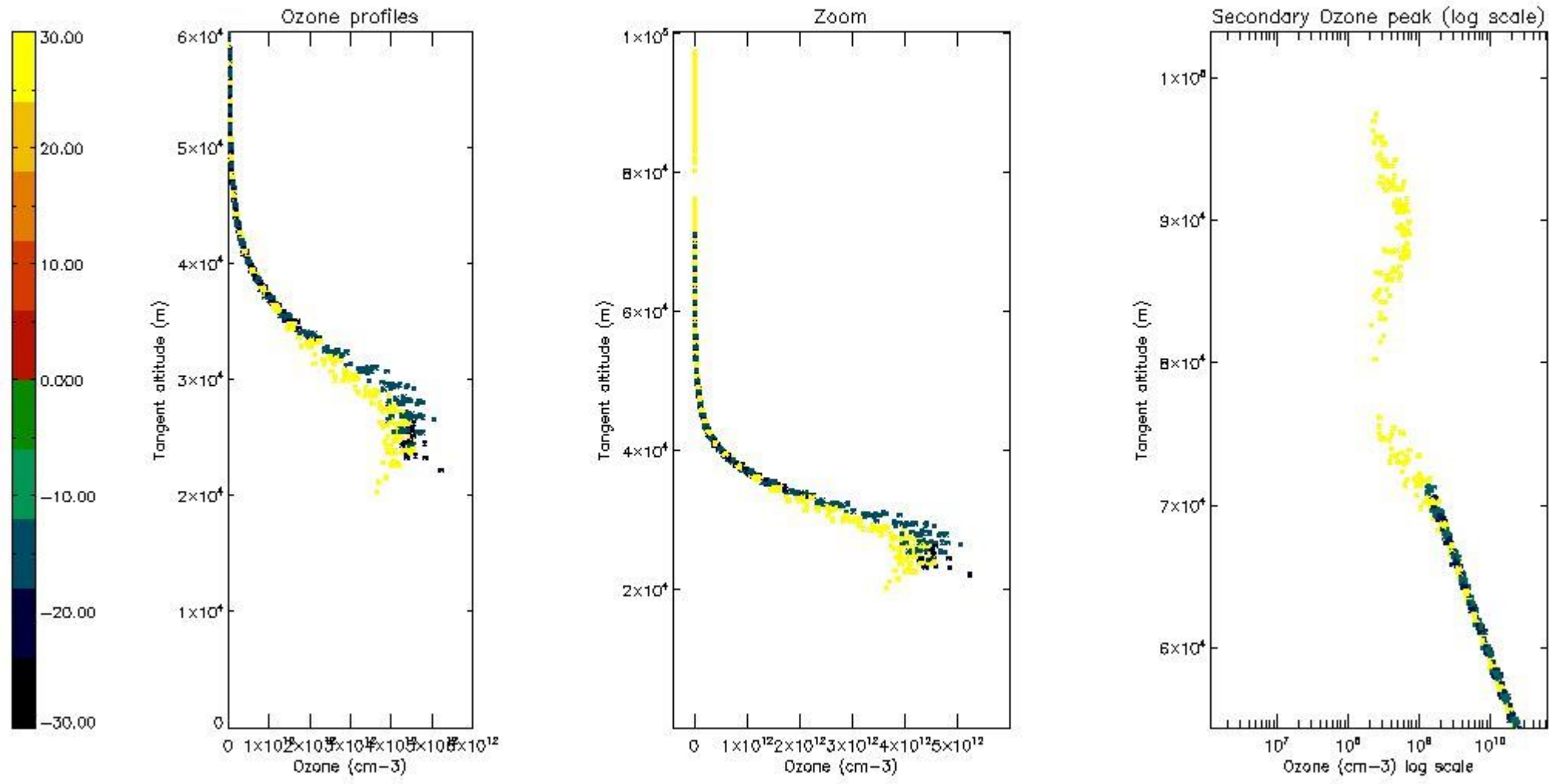
5.4 Plot ozone profiles where STD < 10% (dark without errors)

The colorbar represents the latitude.



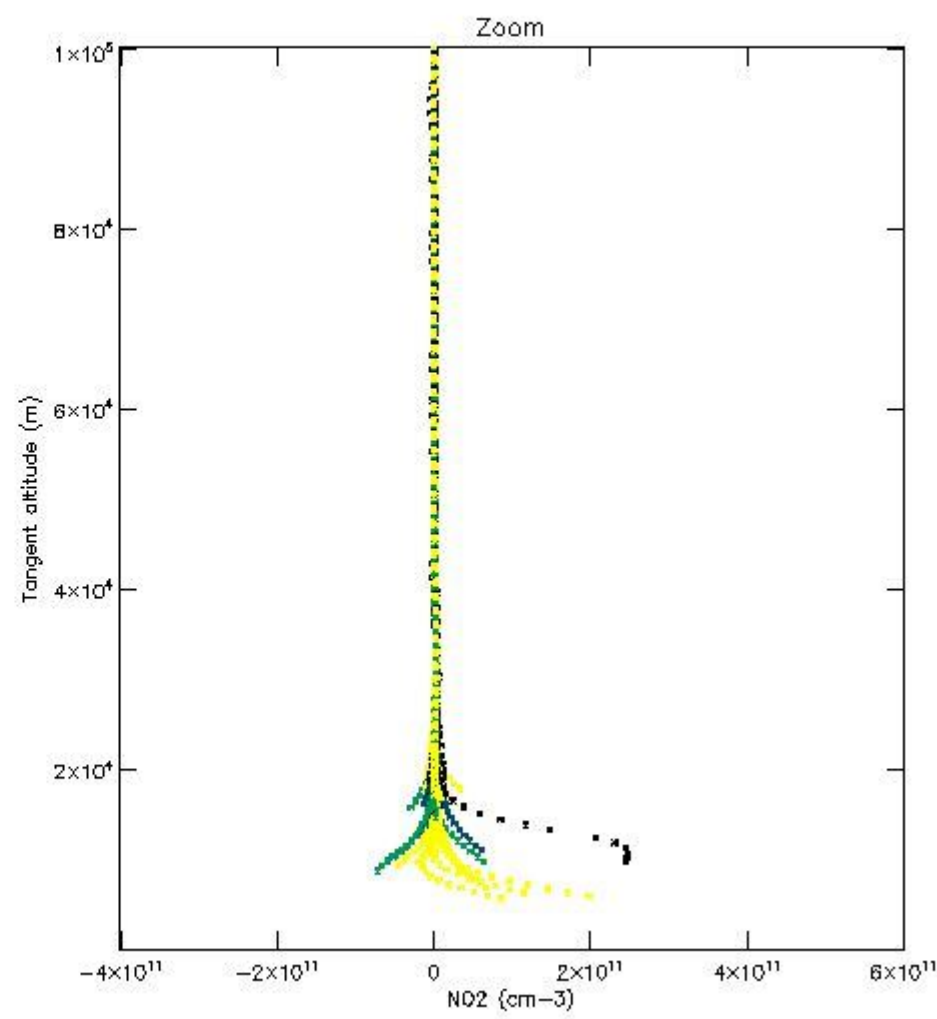
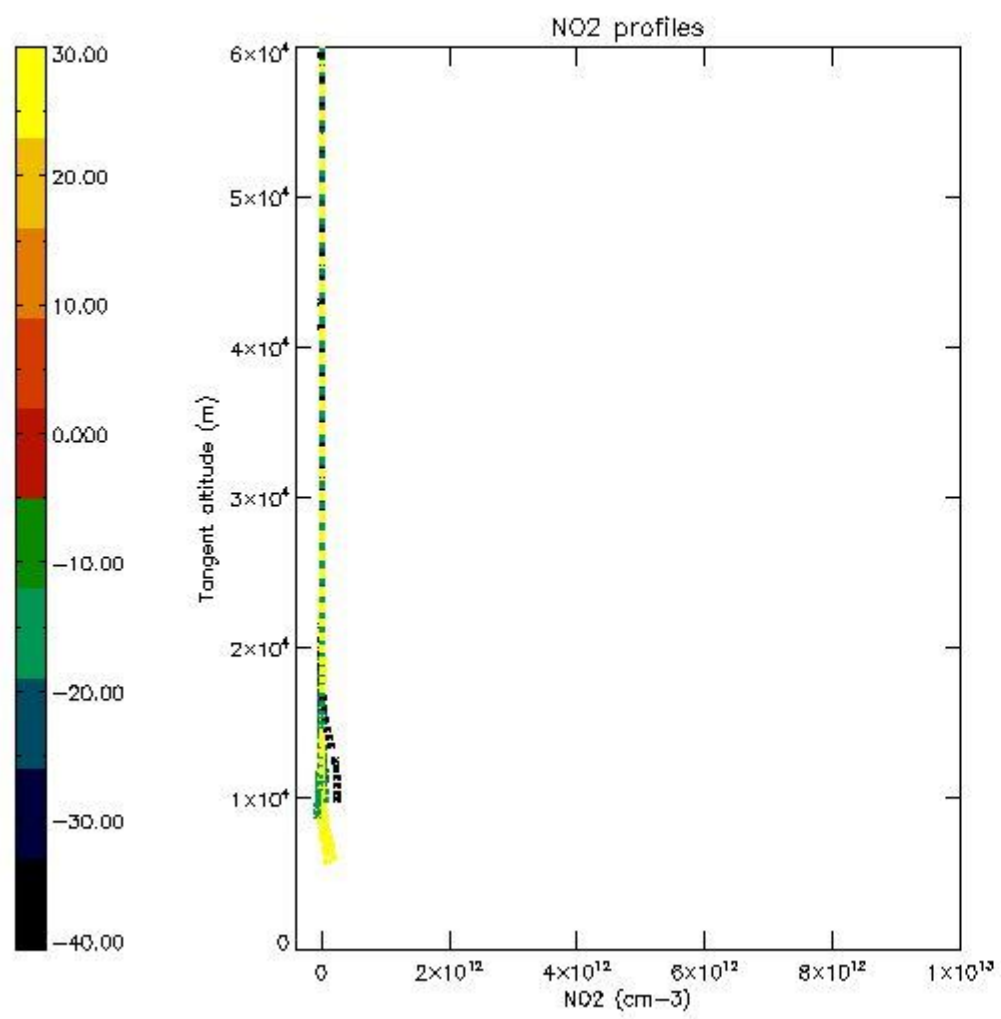
5.5 Plot ozone profiles where $STD < 5\%$ (dark without errors)

The colorbar represents the latitude.



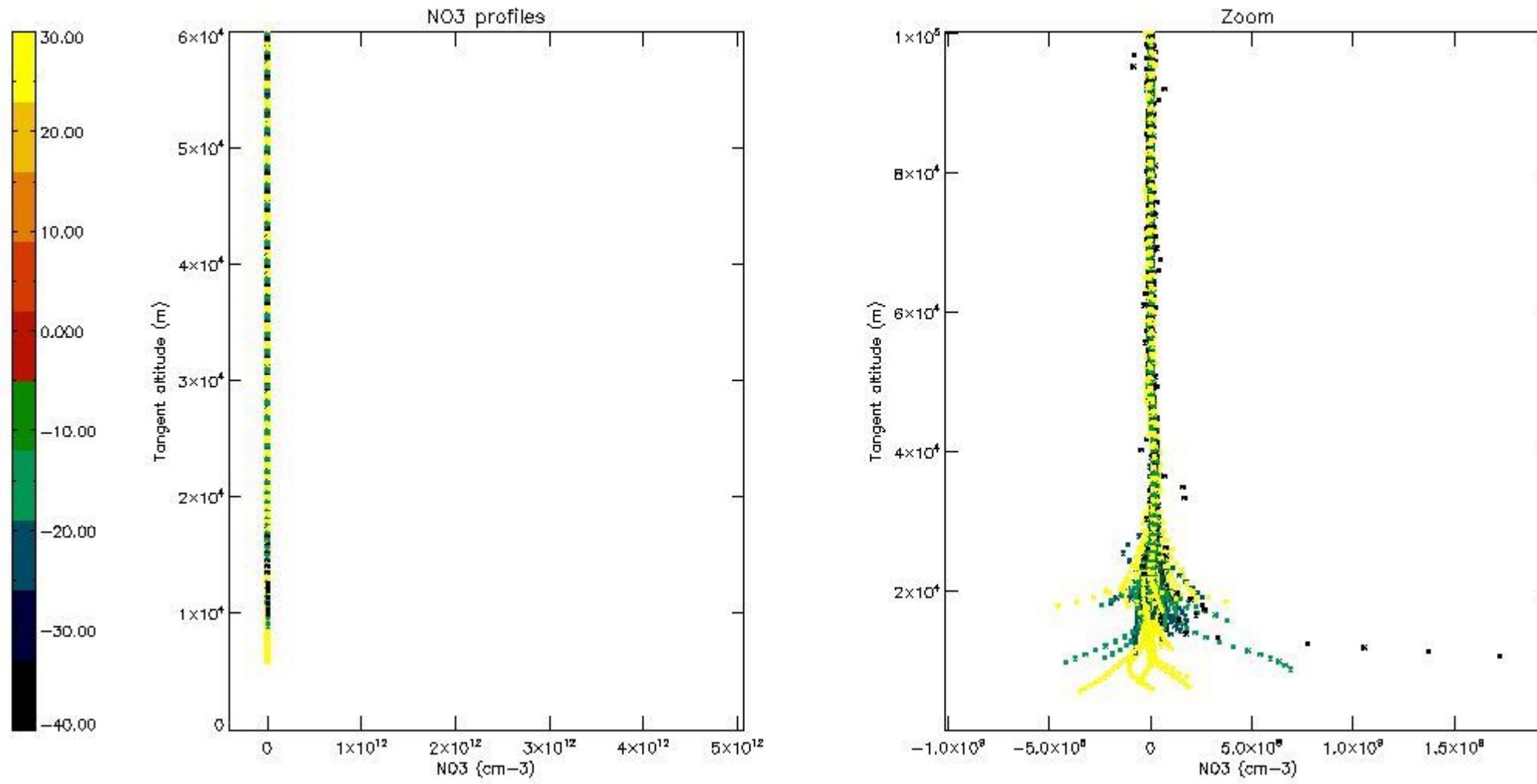
5.6 Plot NO₂ profiles for all STD (dark without errors)

The colorbar represents the latitude.



5.7 Plot NO3 profiles for all STD (dark without errors)

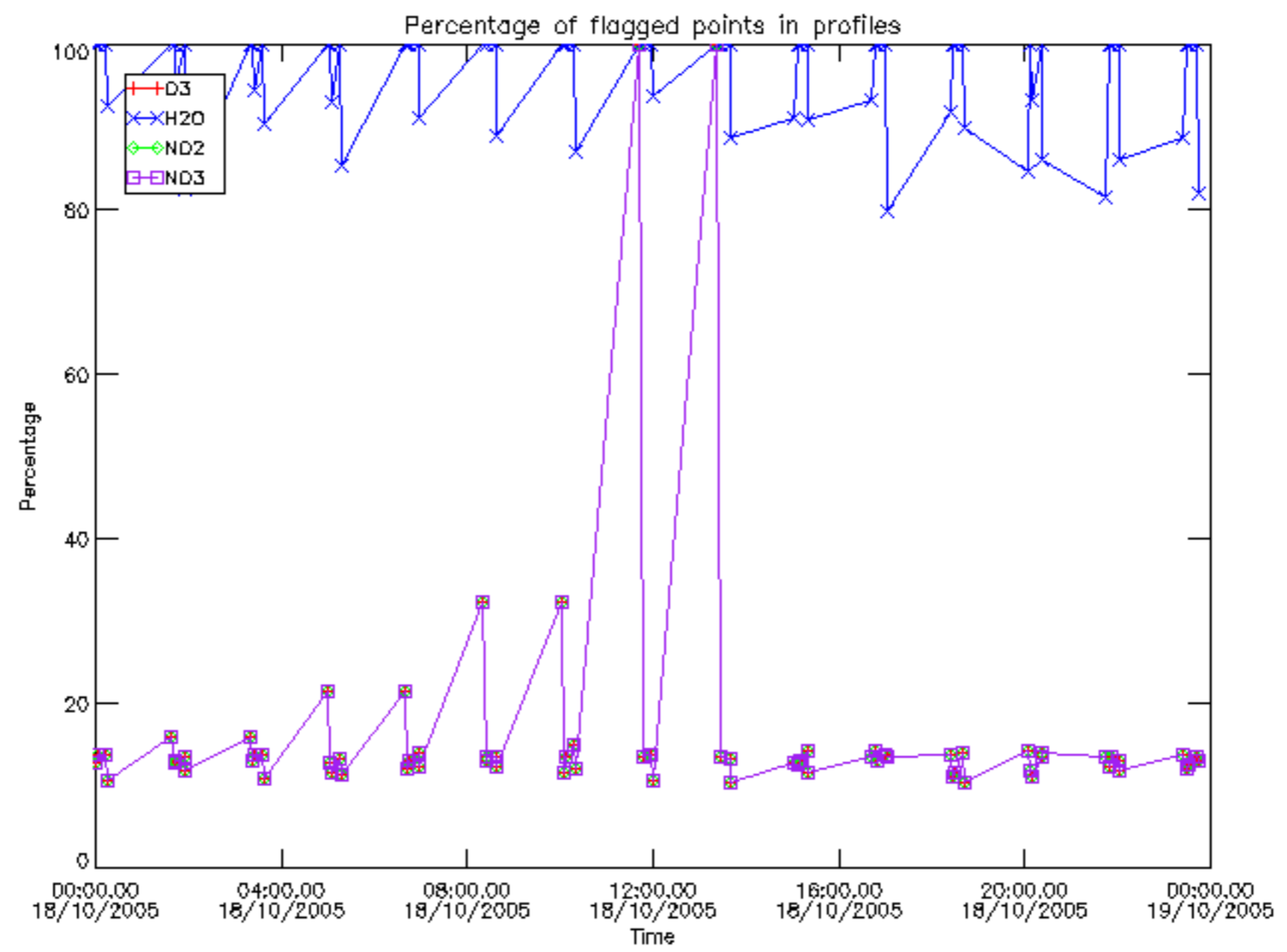
The colorbar represents the latitude.



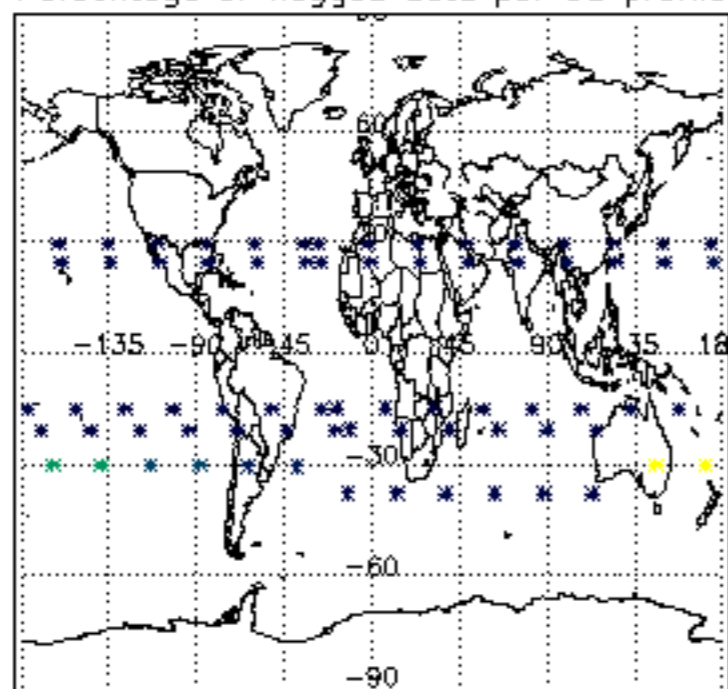
6. Auxiliary Data Files used for the production reported in section 2

The number reported in the third column indicates since which file (see list in section 2) the corresponding auxiliary file has been used. The fourth column is the date of those product files.

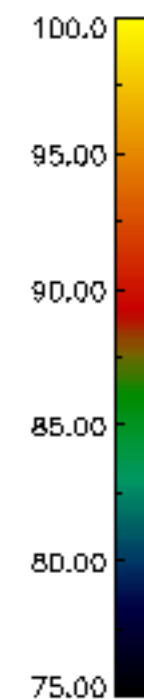
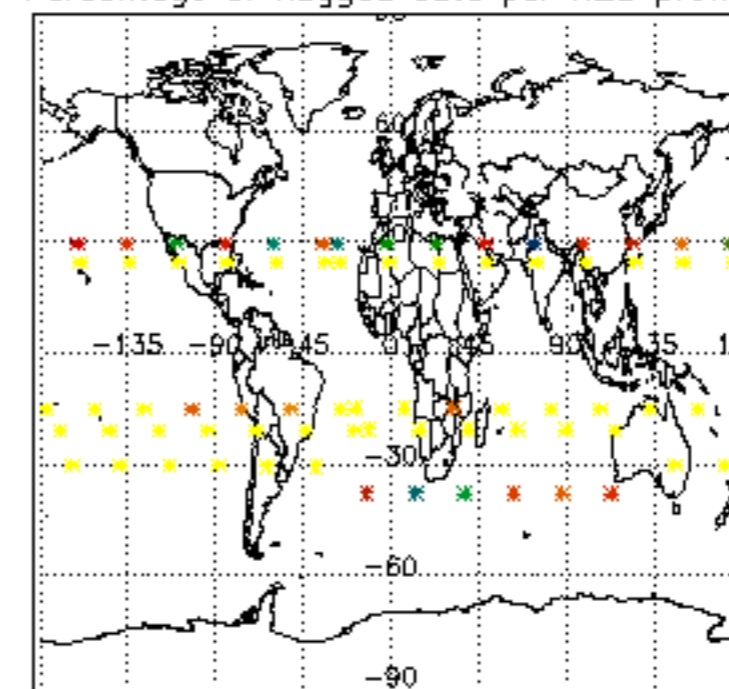
Type	Auxiliary Filename	Used since product	Used since product date
INST_PHYS_CHARACTERISTICS	GOM_INS_AXVIEC20091111_143220_20030716_120000_20500101_000000	1	18-OCT-2005 00:00:39
LEVEL-2_PROC_CONFIG	GOM_PR2_AXVIEC20091111_152718_20020301_000000_20500101_000000	1	18-OCT-2005 00:00:39
CROSS_SECTIONS_FILE	GOM_CRS_AXVIEC20091111_154832_20020301_000000_20500101_000000	1	18-OCT-2005 00:00:39



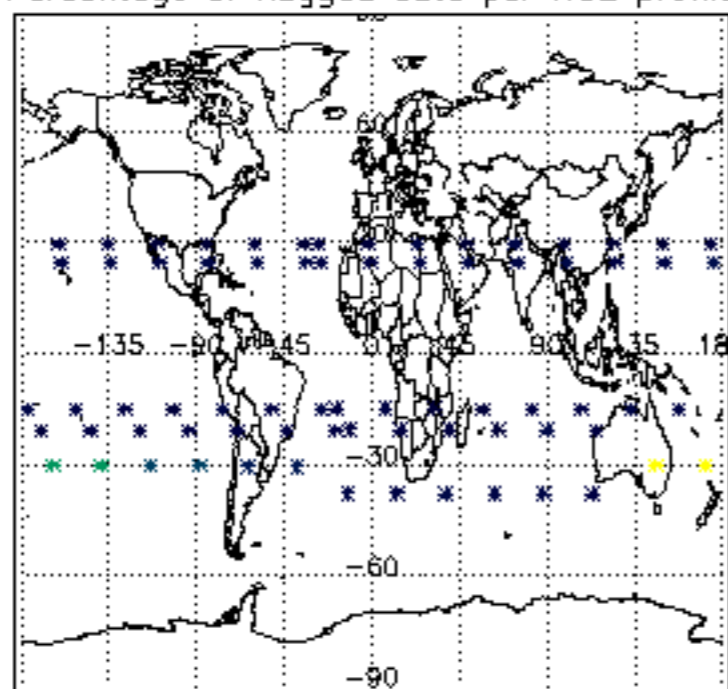
Percentage of flagged data per D3 profile



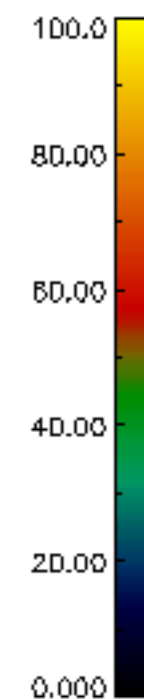
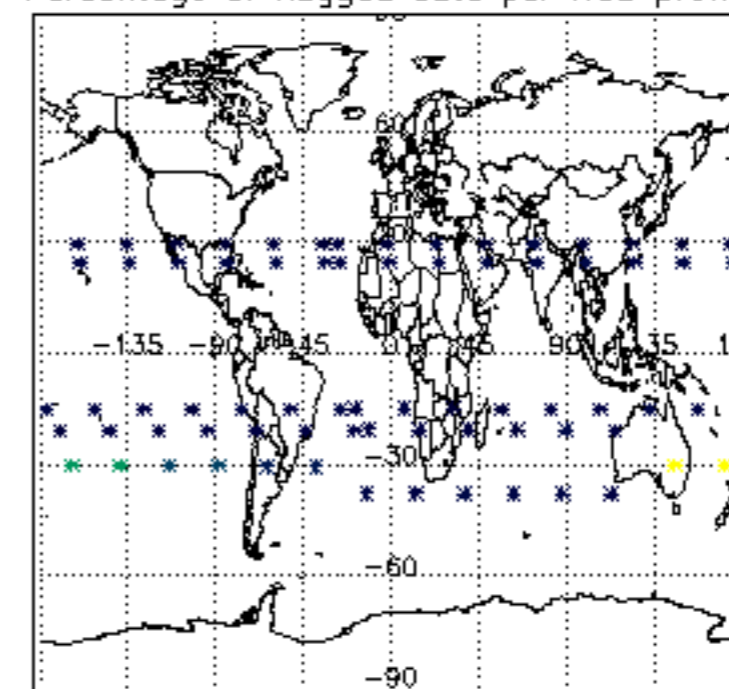
Percentage of flagged data per H2O profile

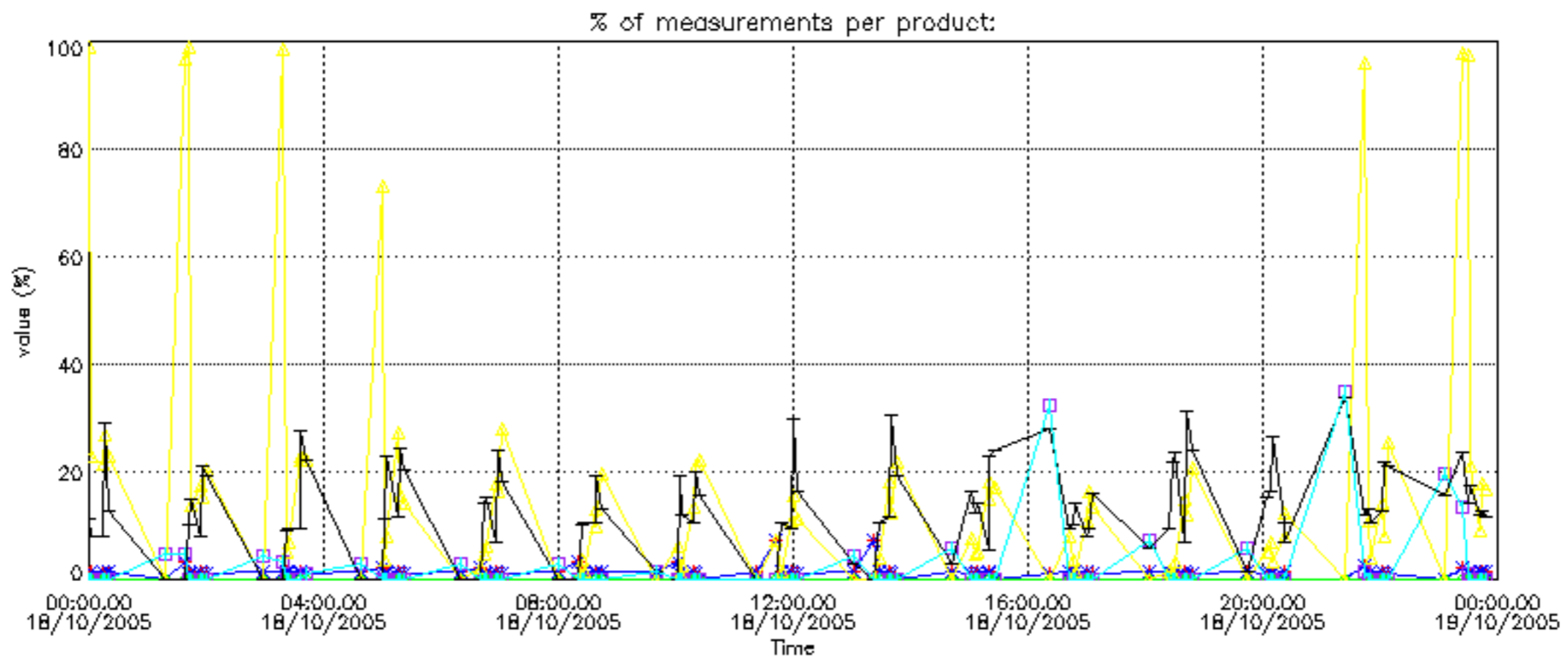


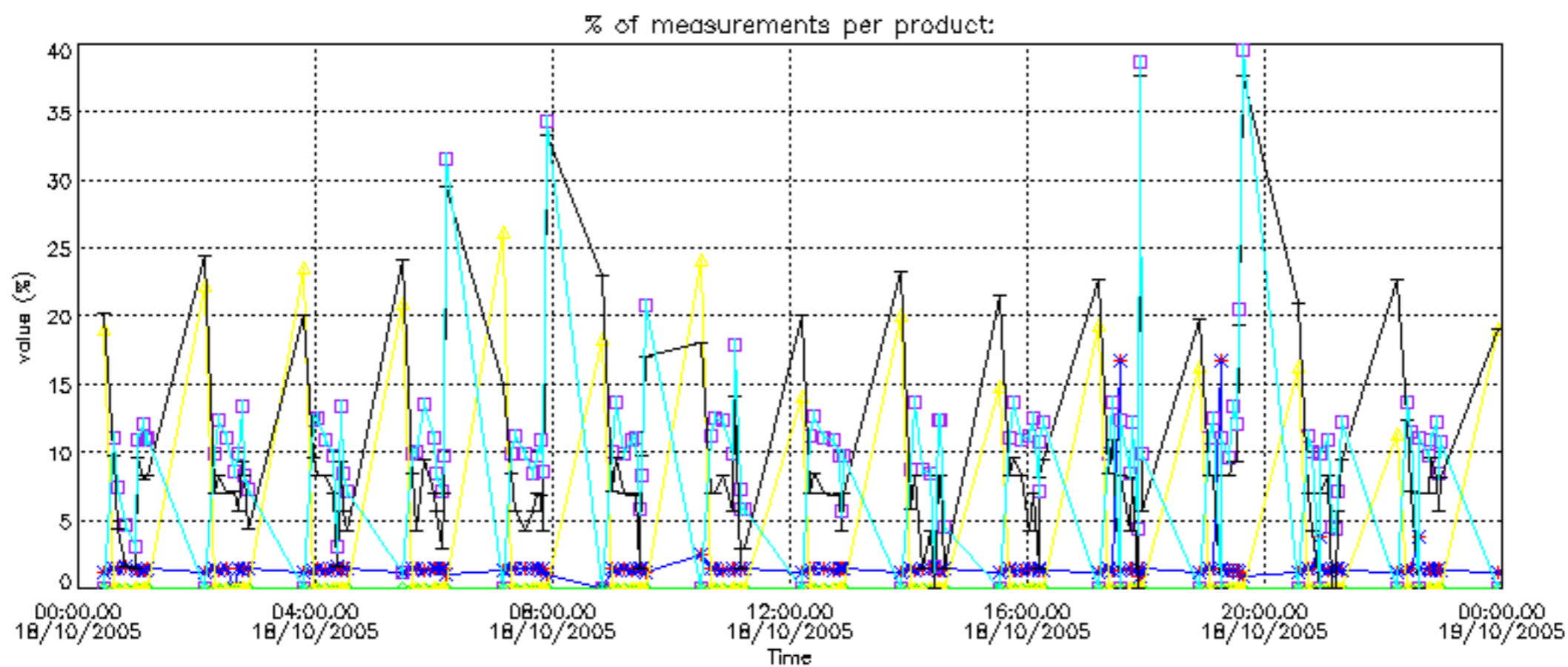
Percentage of flagged data per NO2 profile



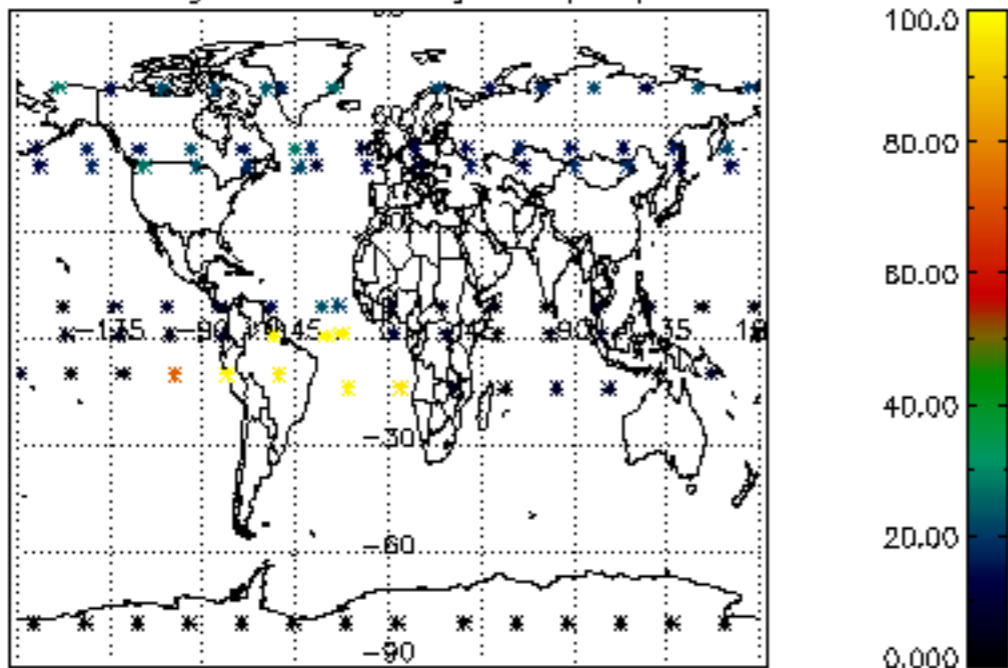
Percentage of flagged data per NO3 profile



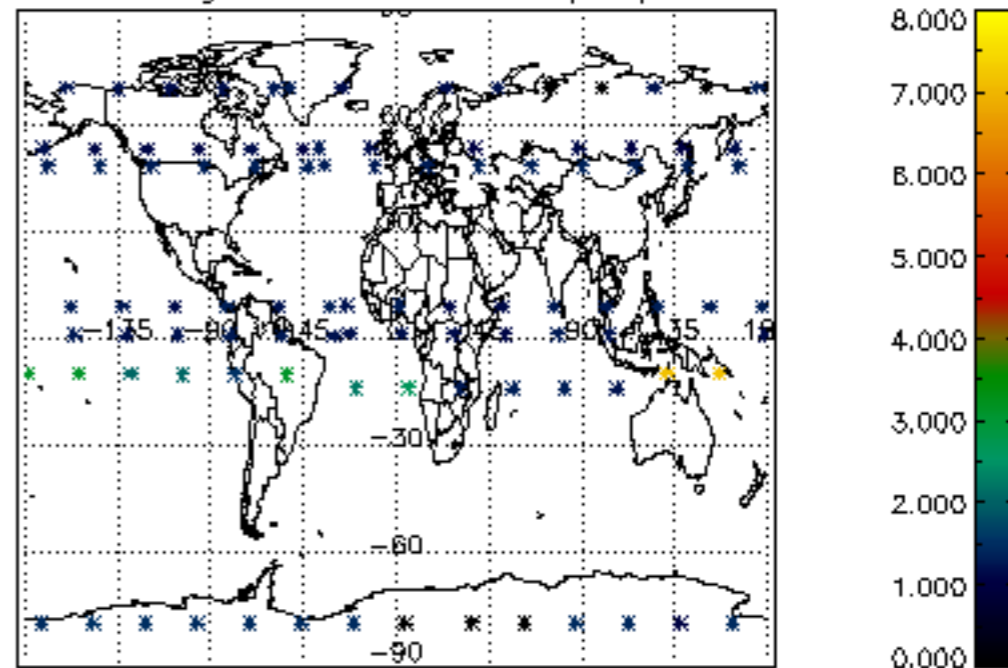




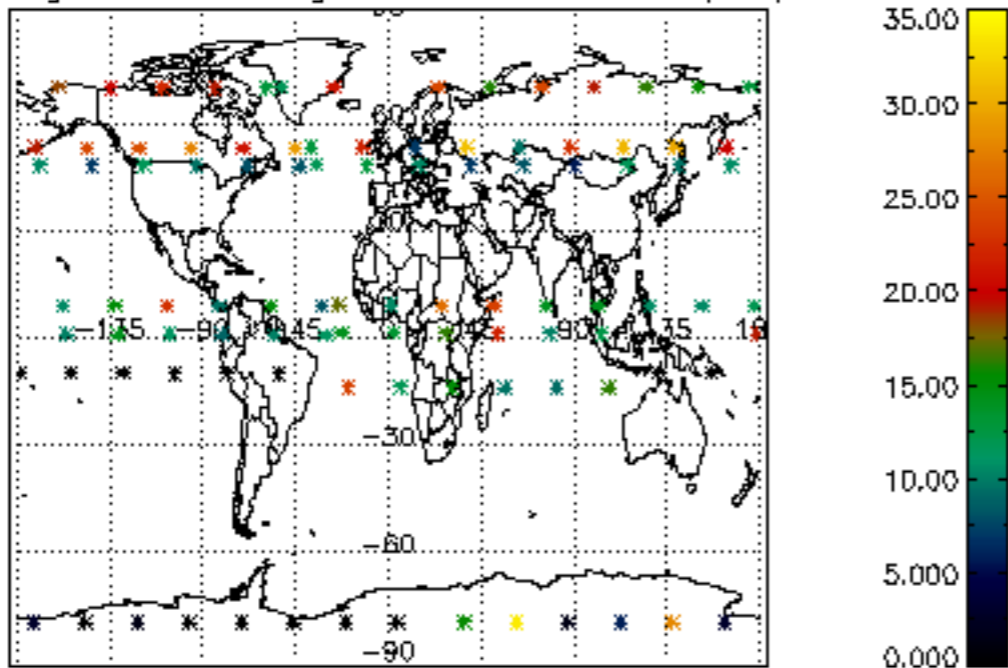
Percentage of cosmic ray hits per profile



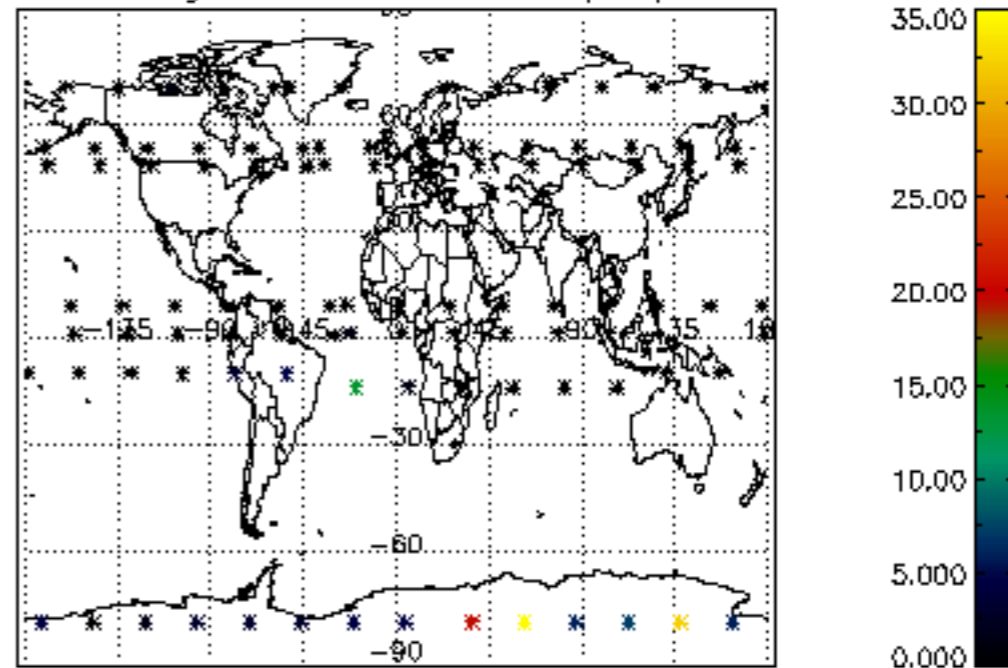
Percentage of datation errors per profile



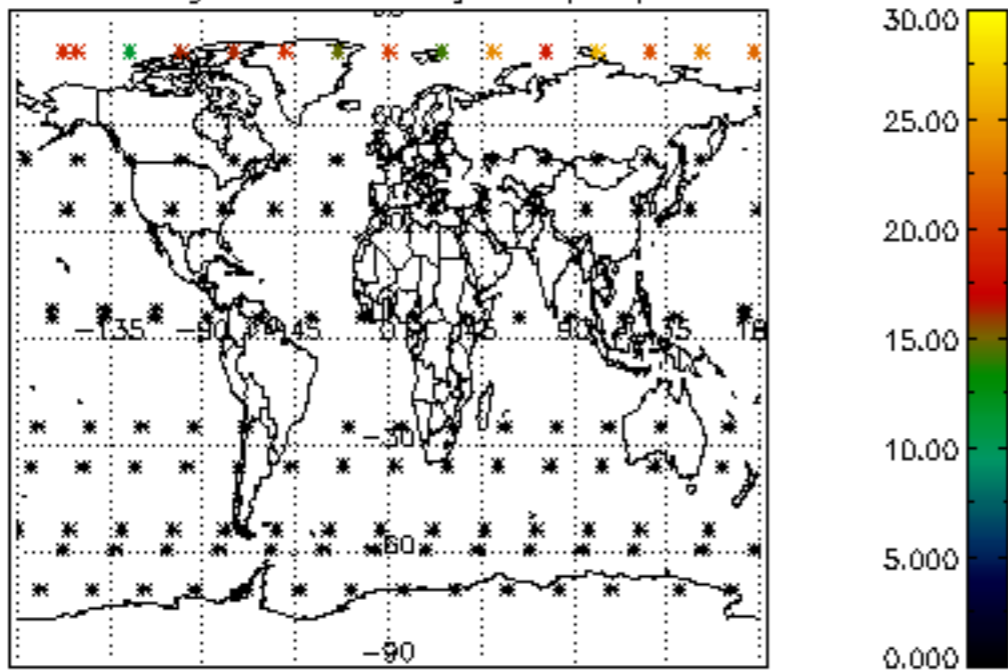
Percentage of star falling outside central band per profile



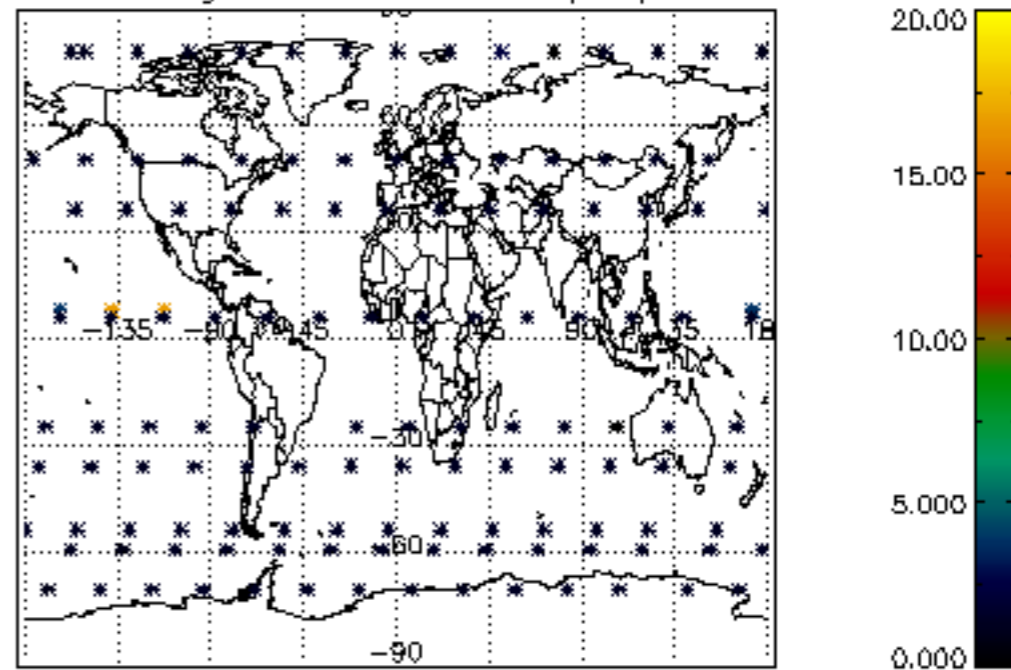
Percentage of saturation errors per profile



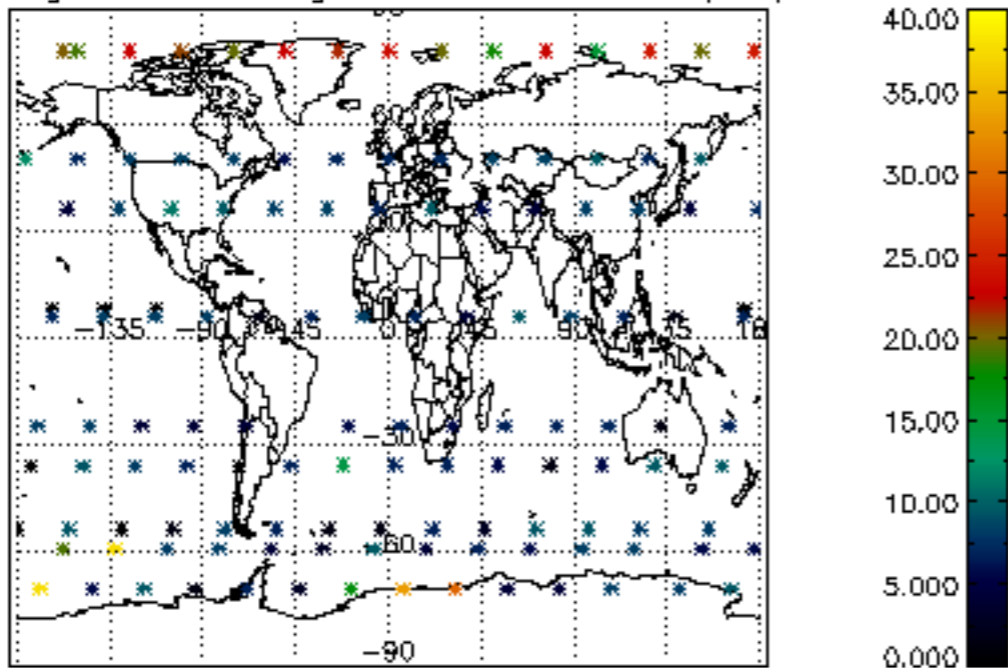
Percentage of cosmic ray hits per profile



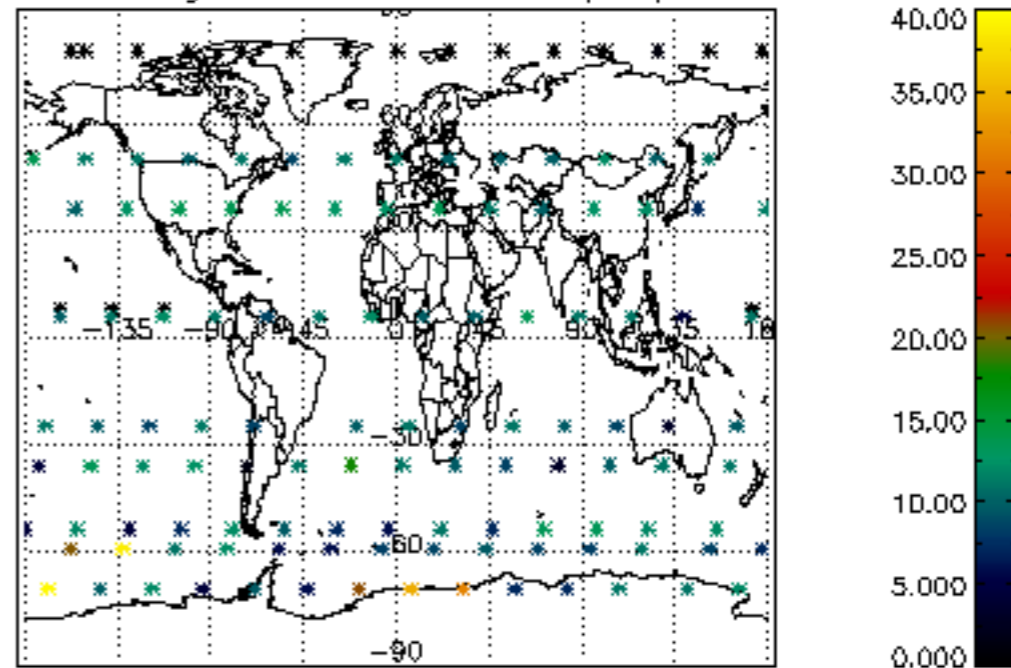
Percentage of datation errors per profile

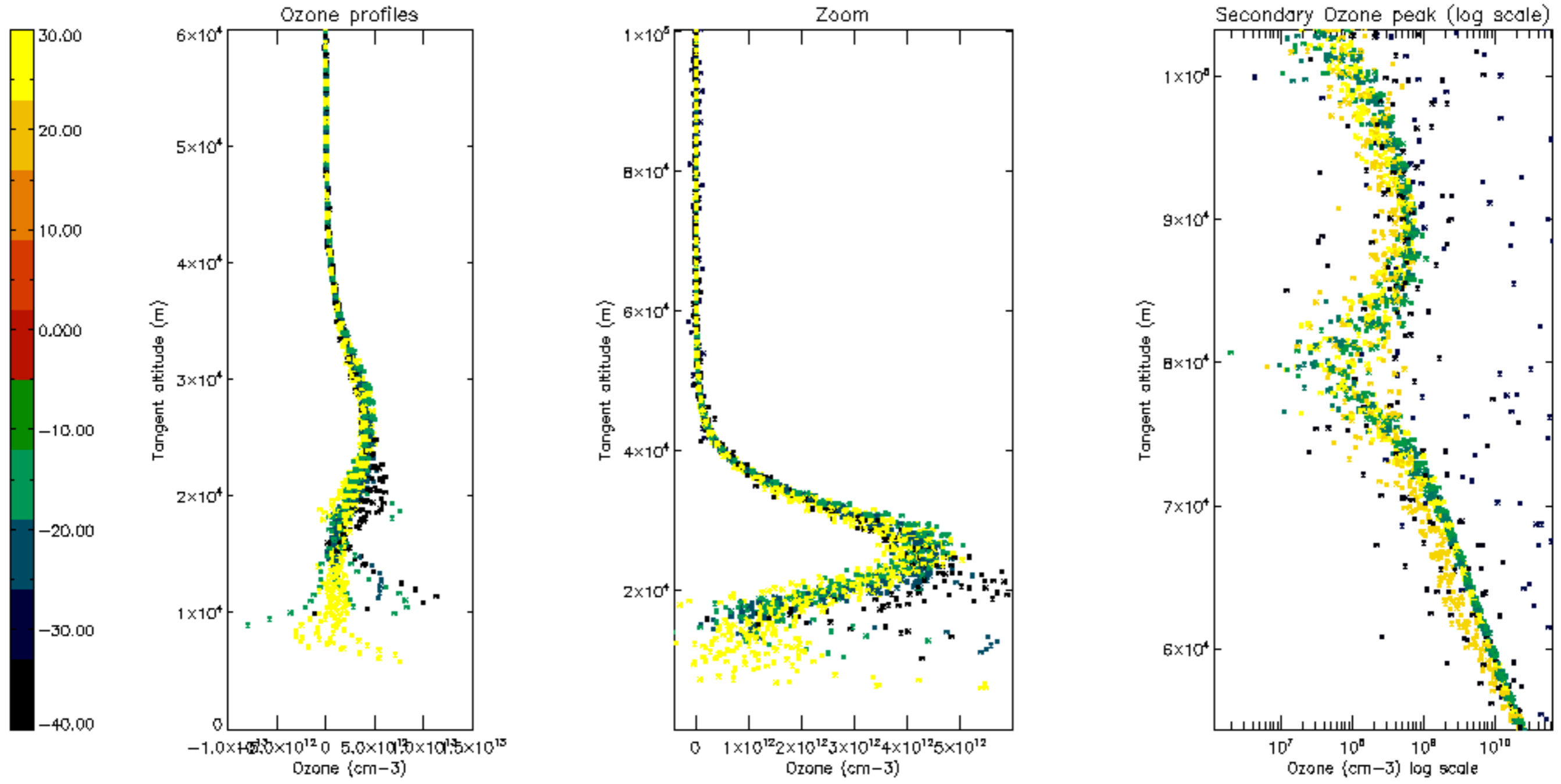


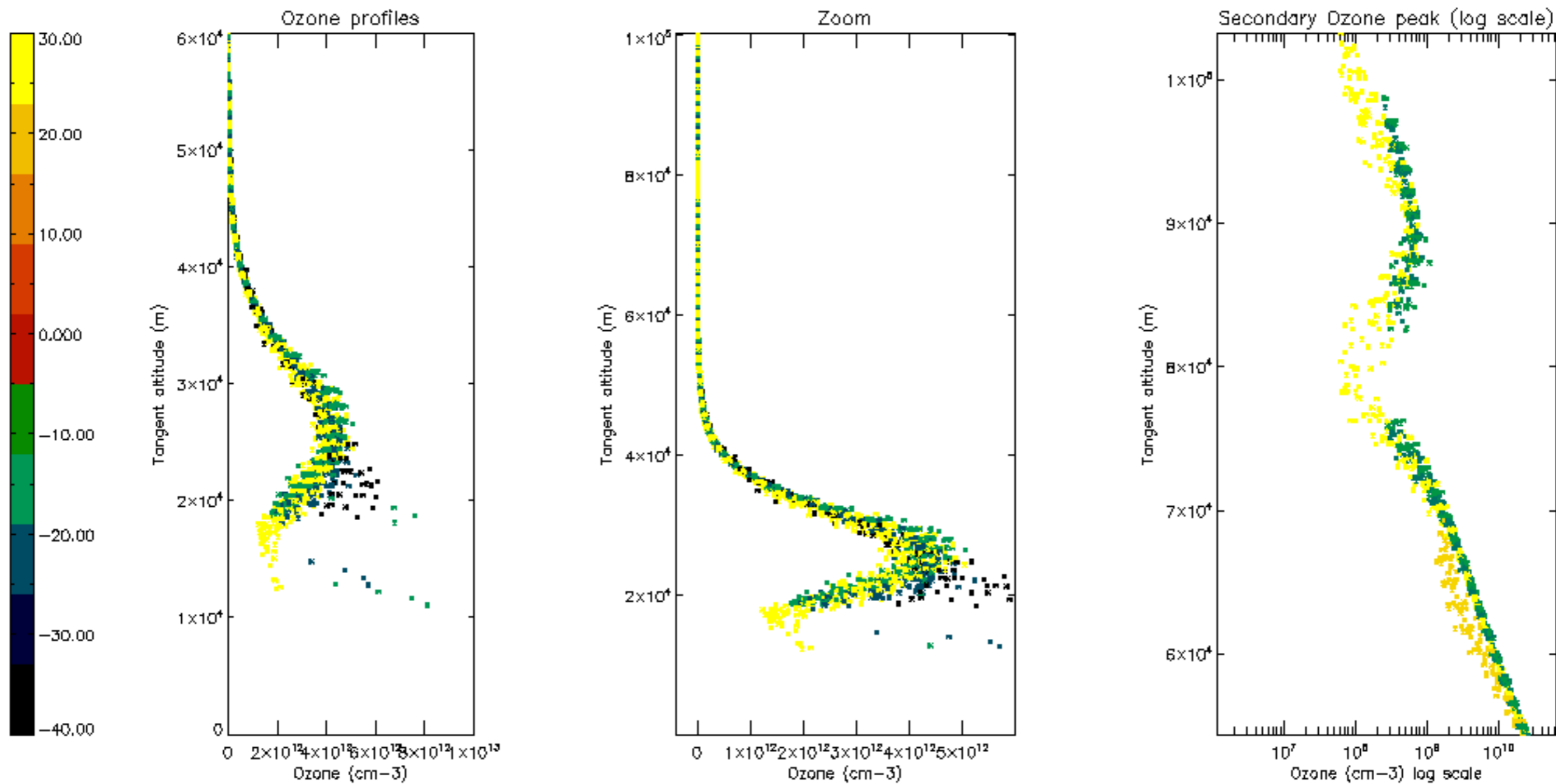
Percentage of star falling outside central band per profile

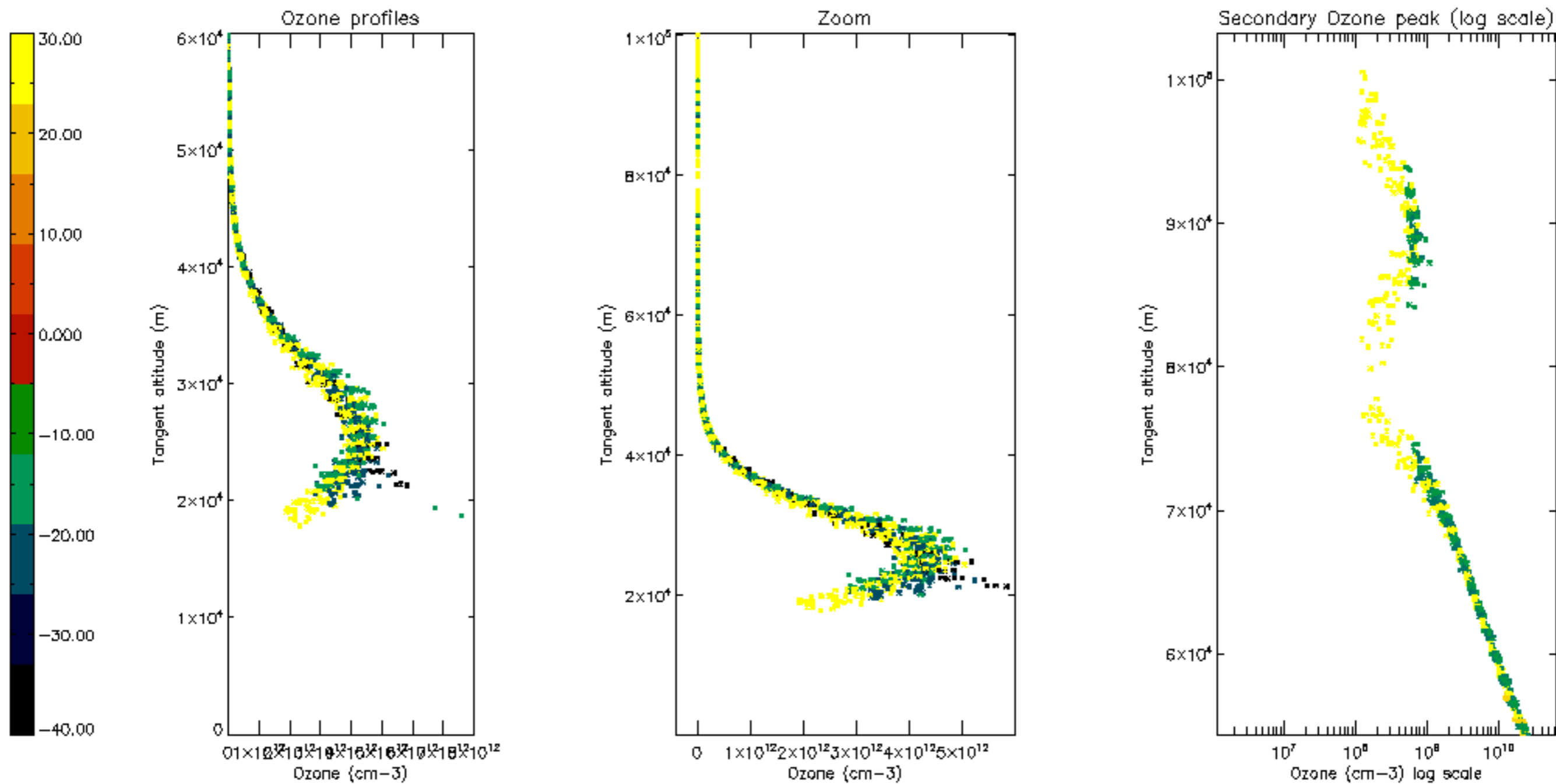


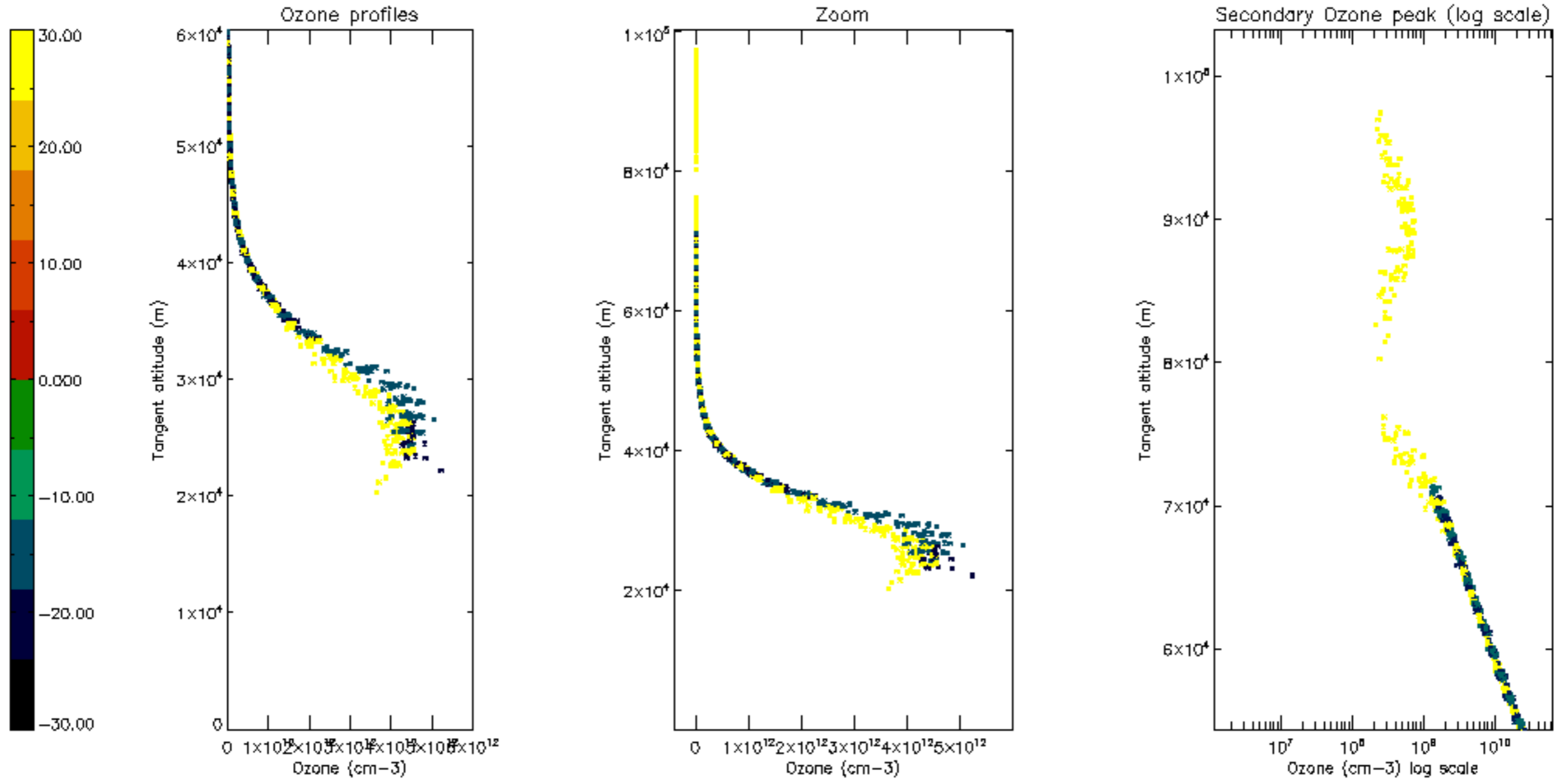
Percentage of saturation errors per profile

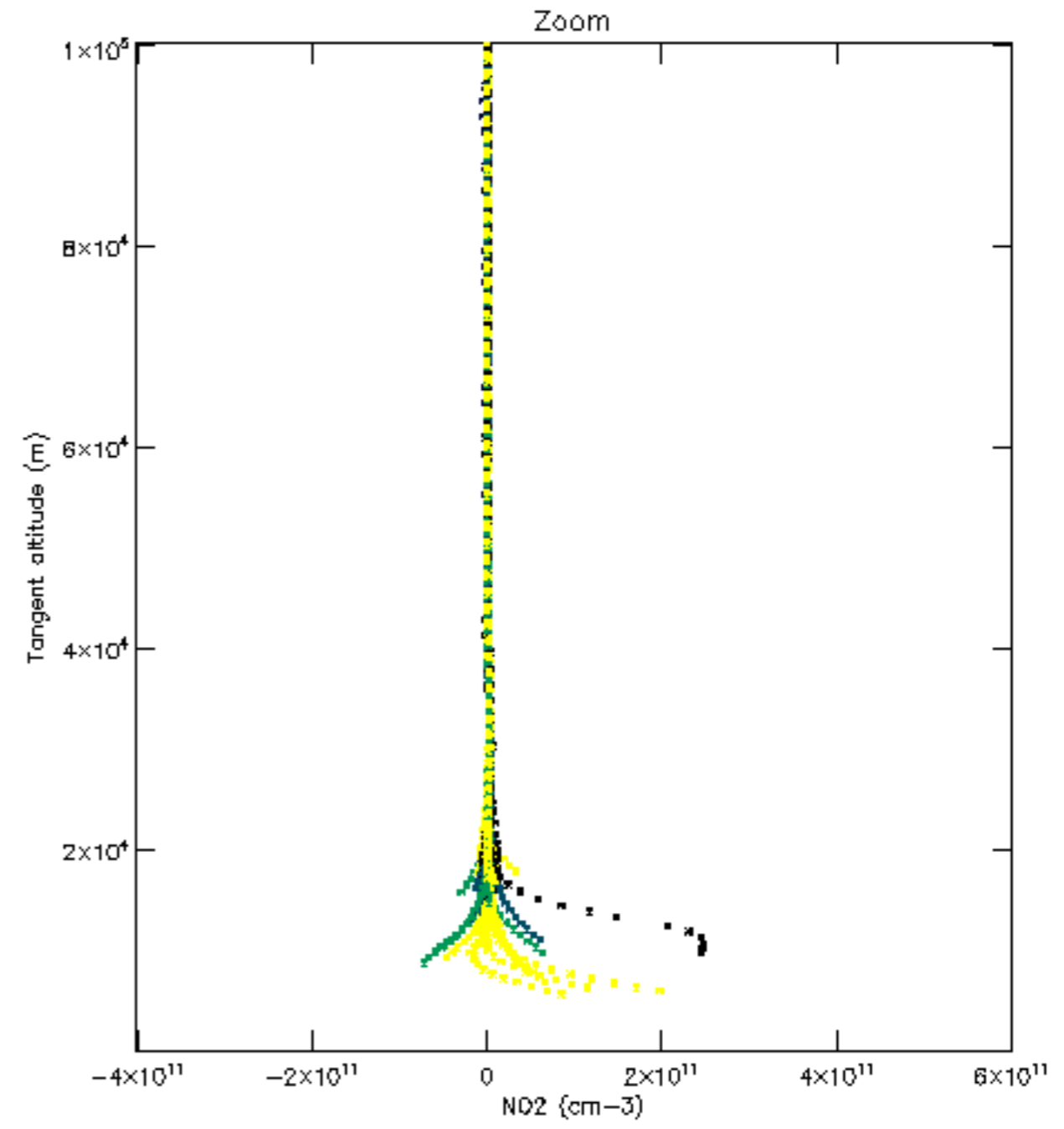
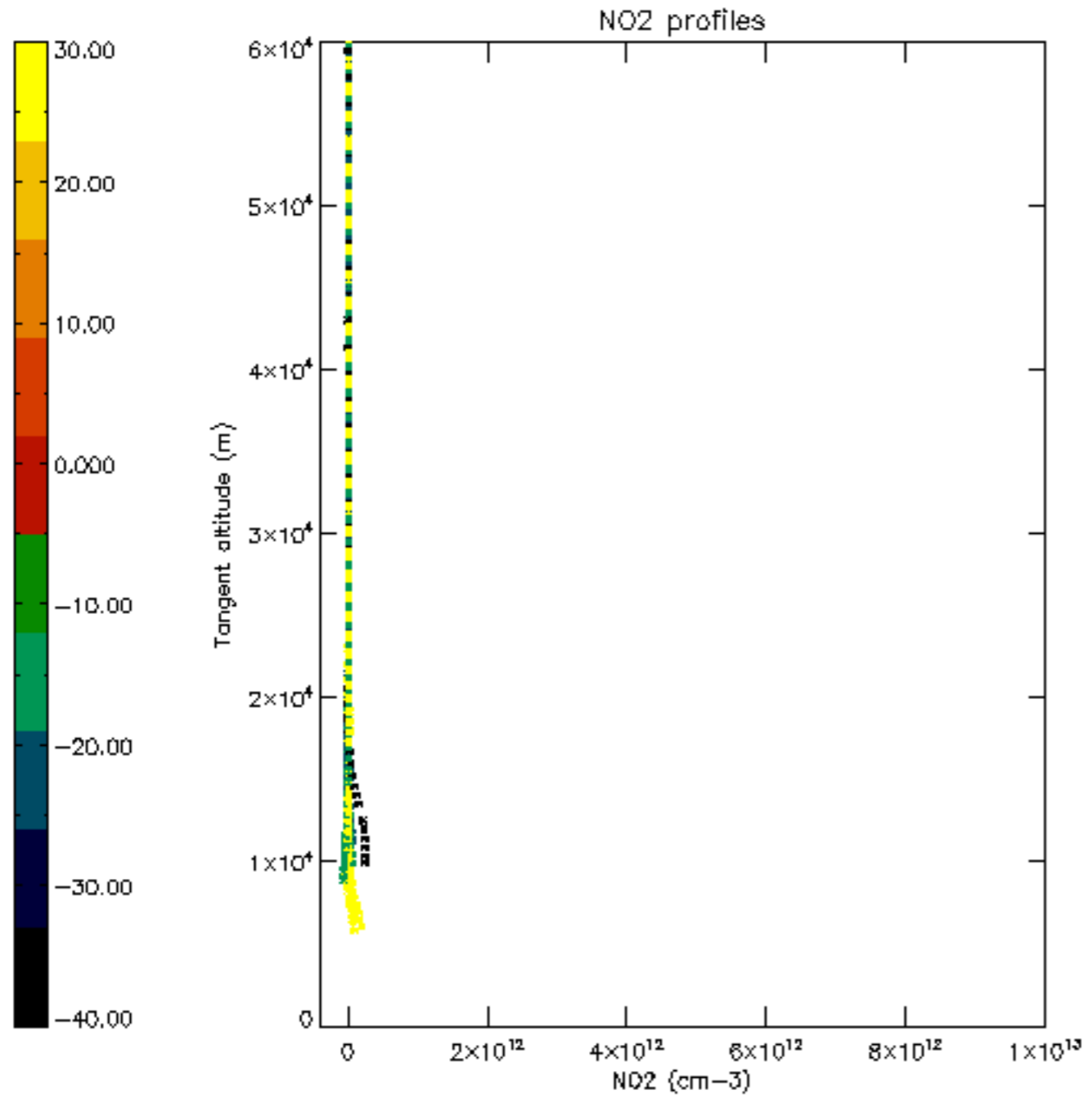


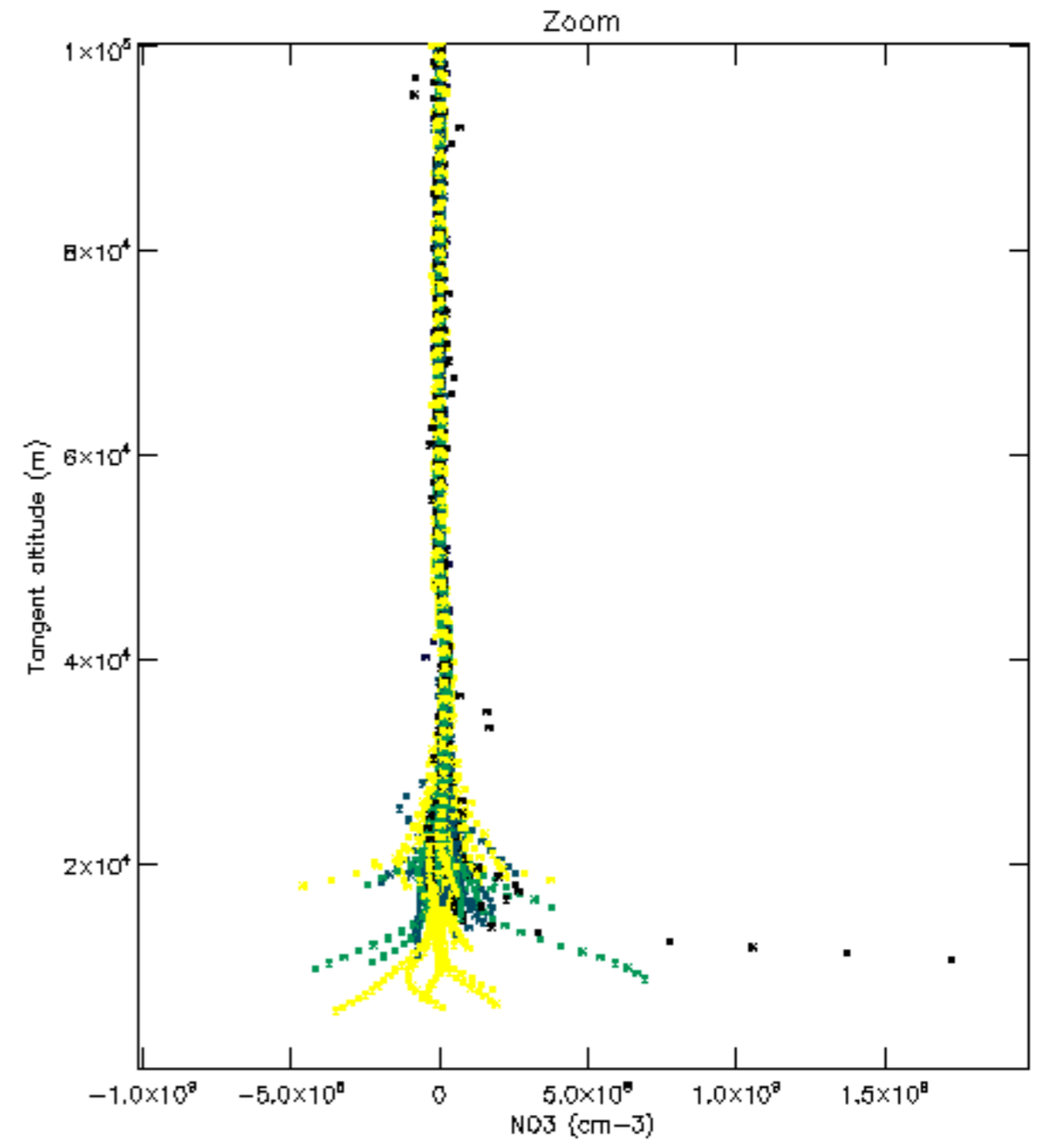
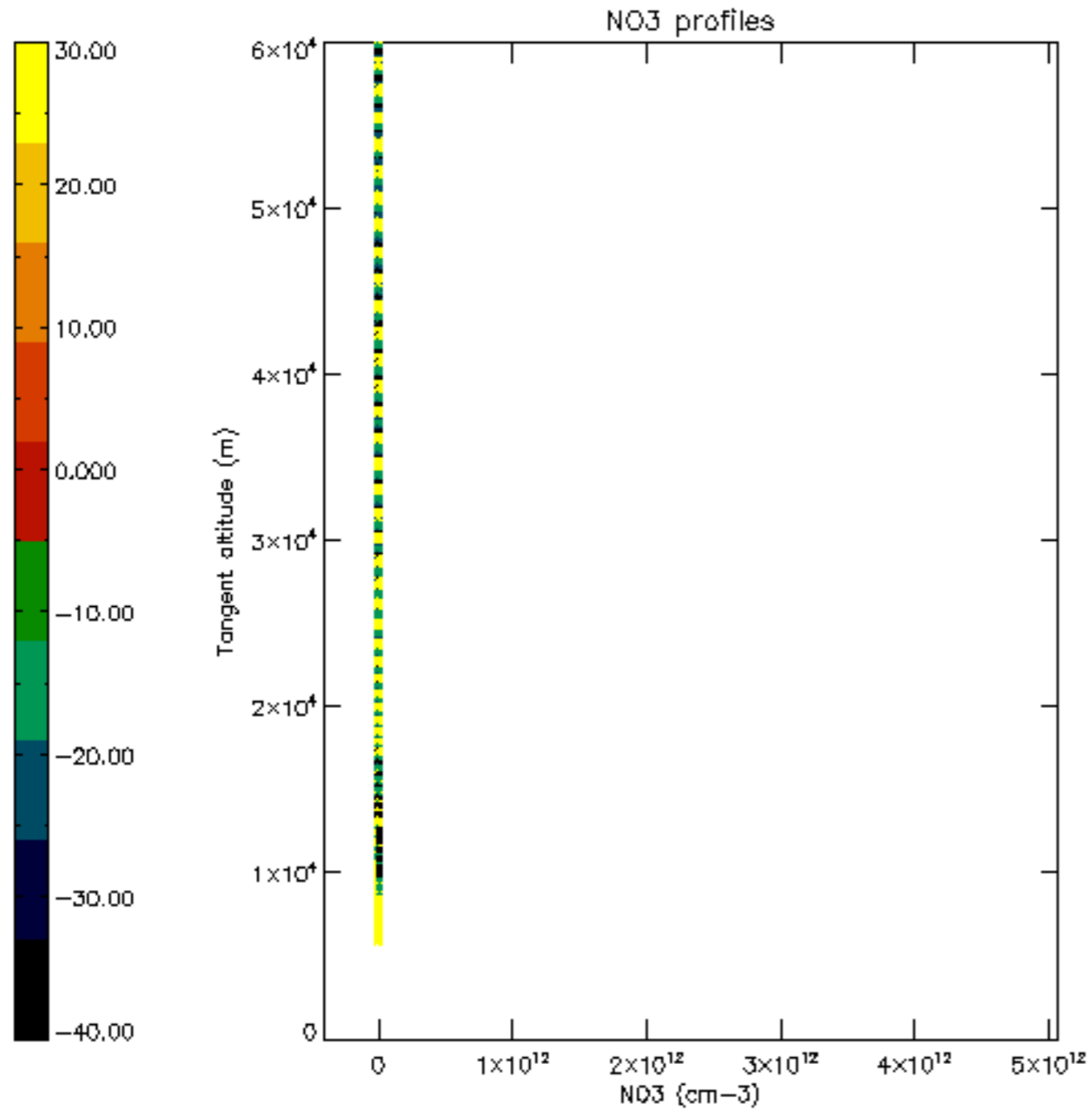


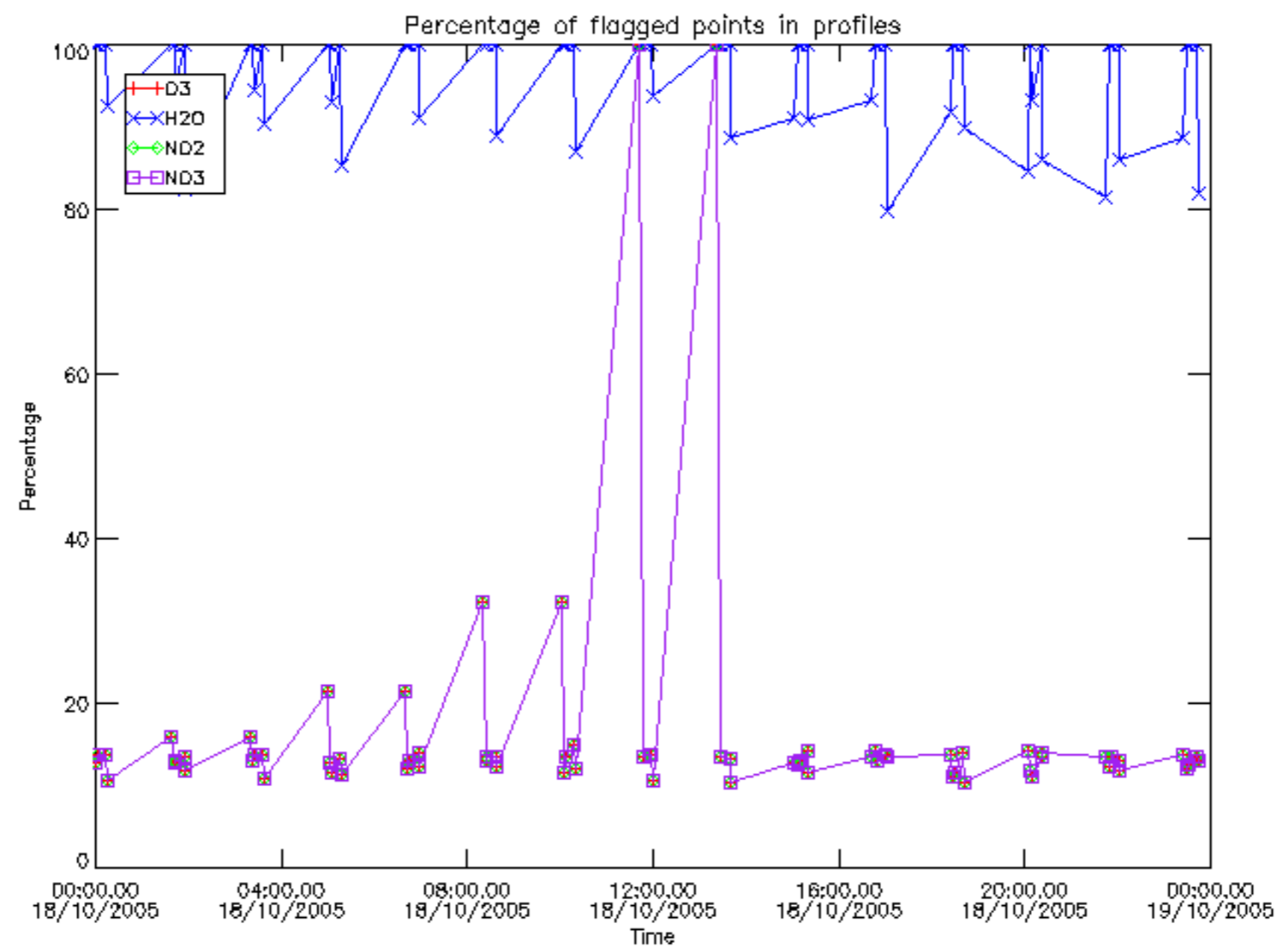




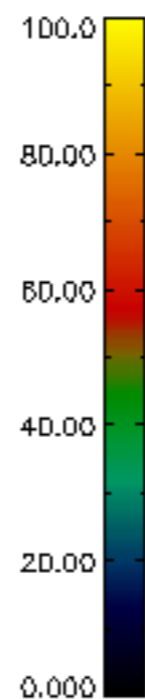
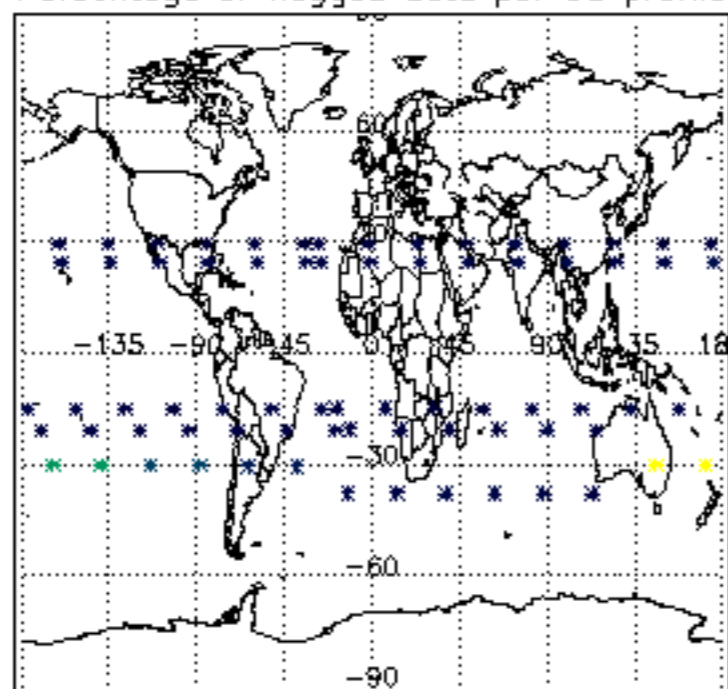




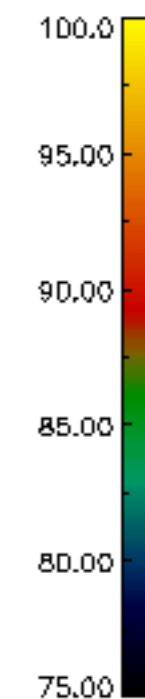
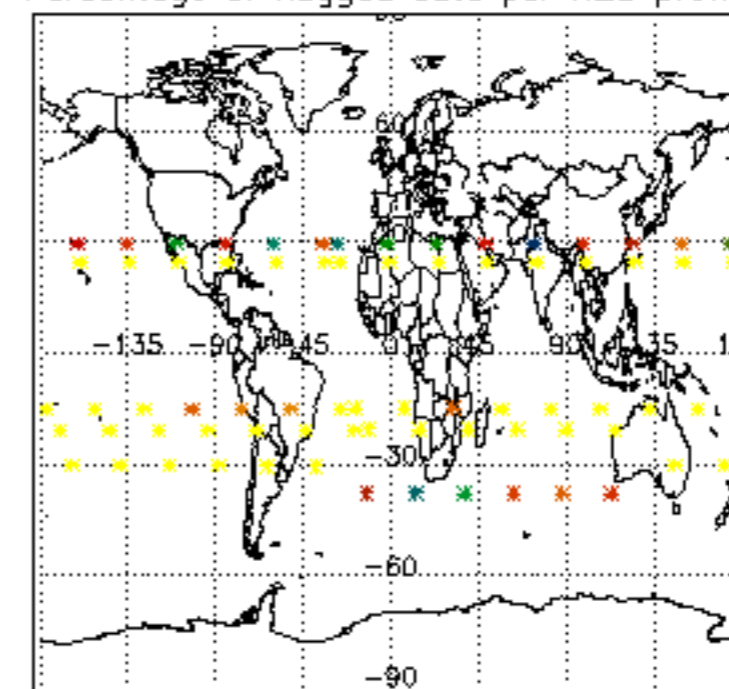




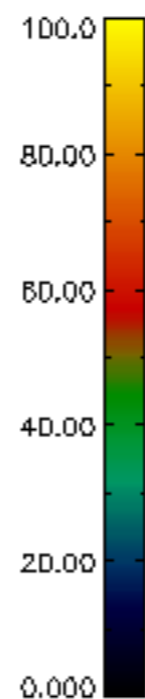
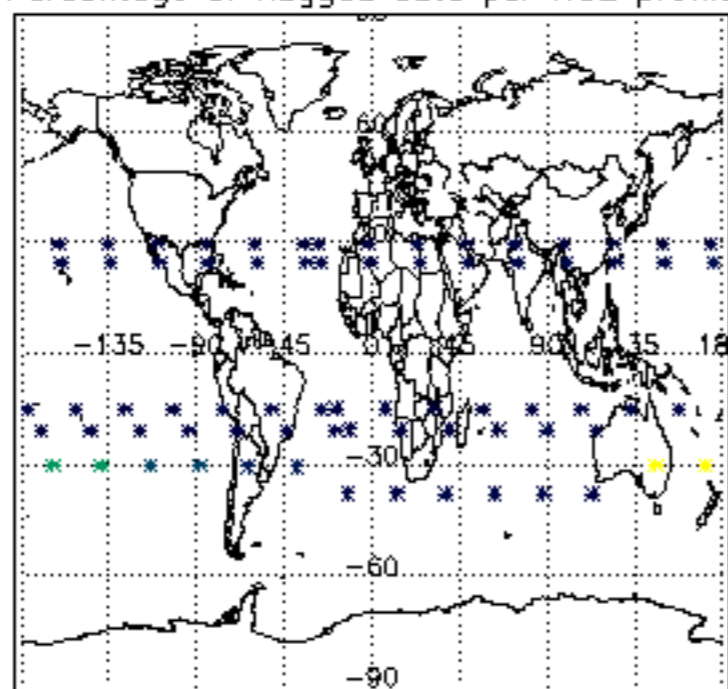
Percentage of flagged data per D3 profile



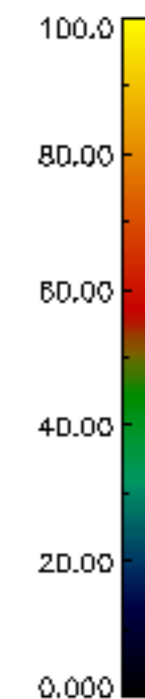
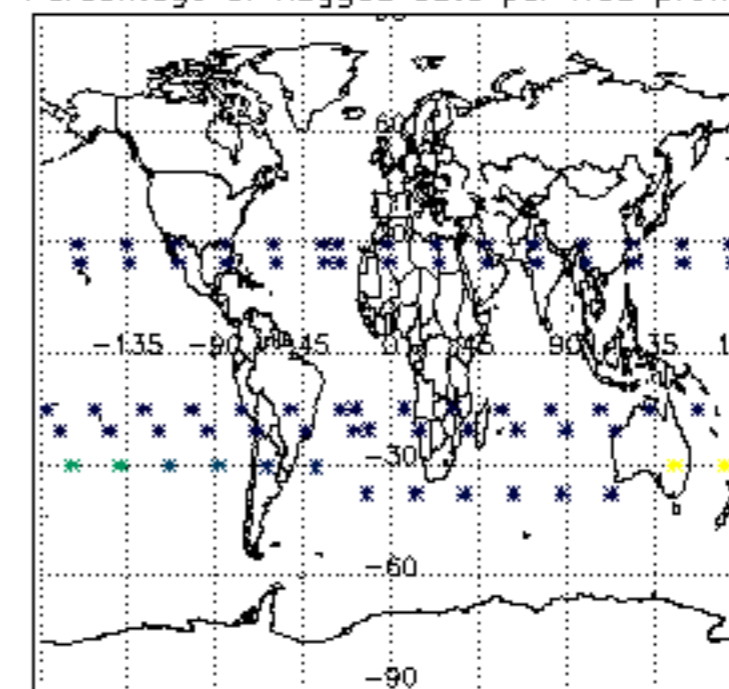
Percentage of flagged data per H2O profile

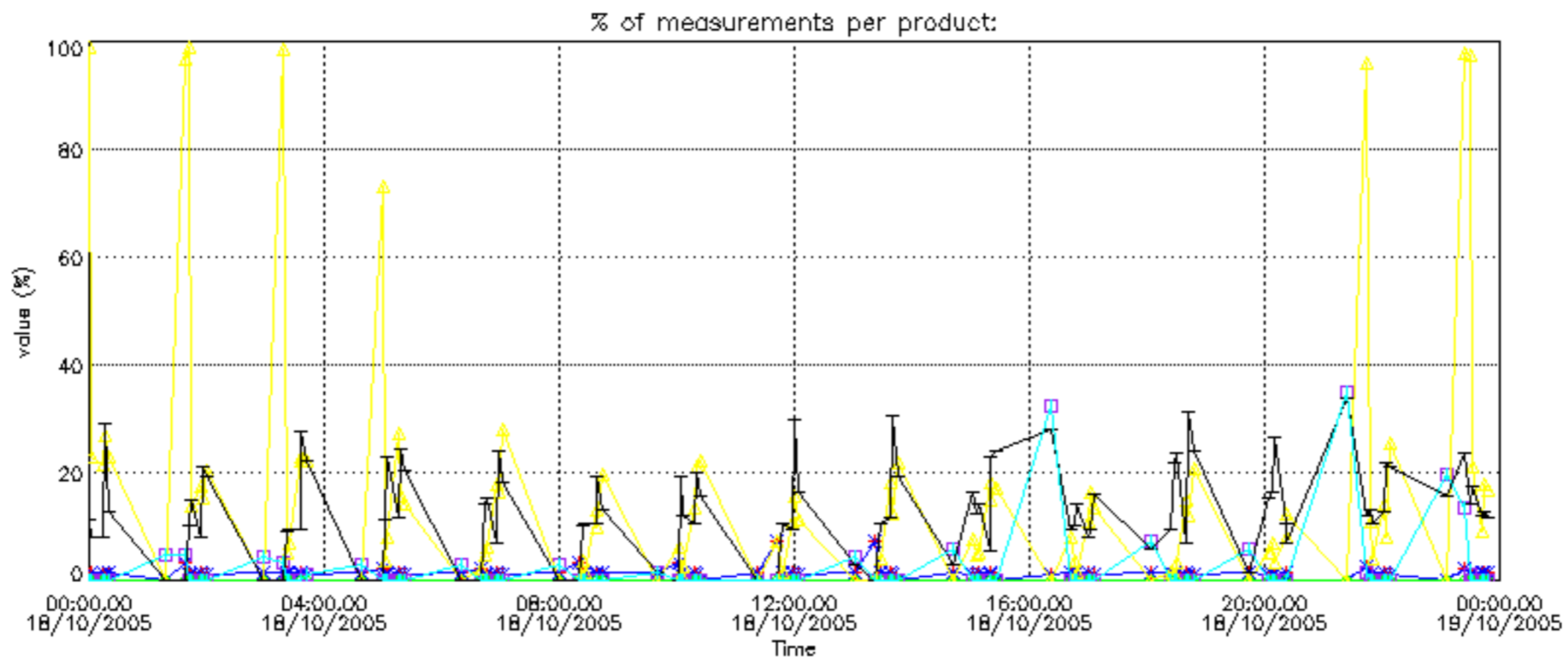


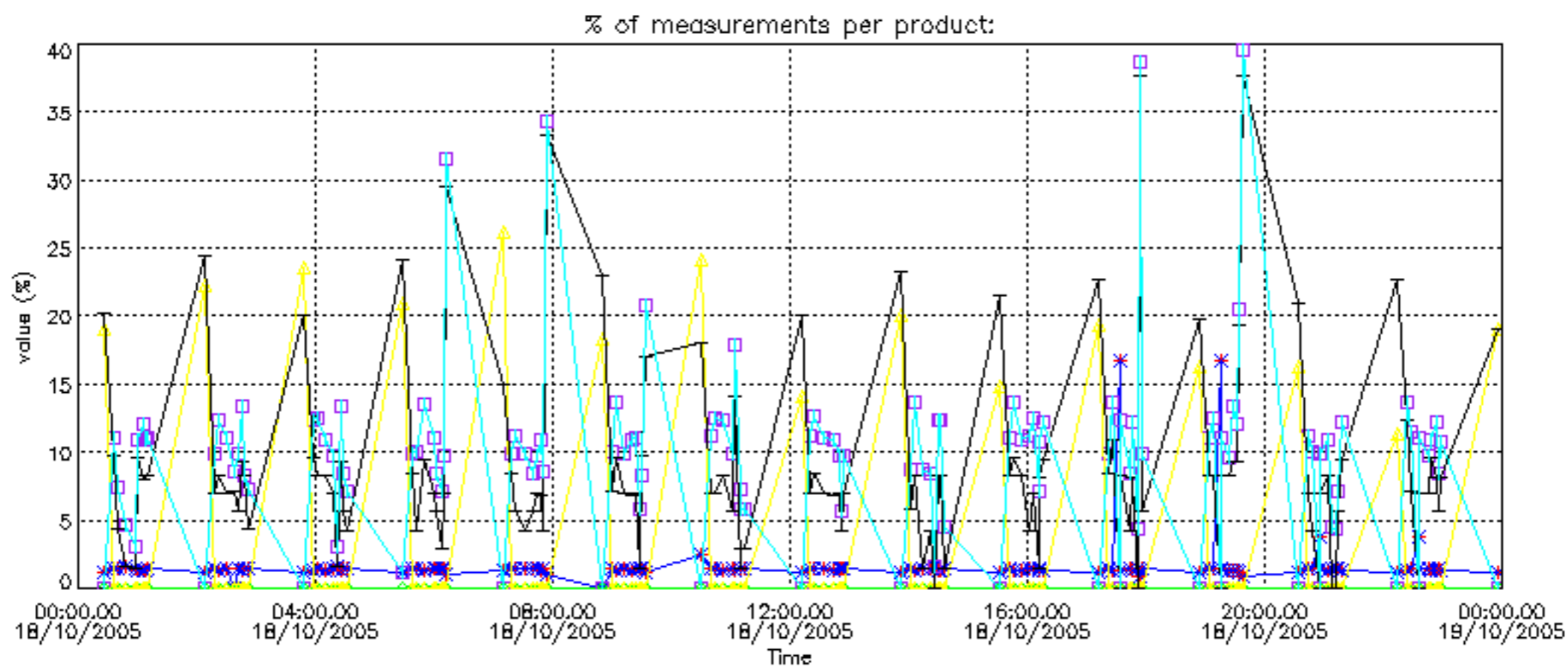
Percentage of flagged data per NO2 profile



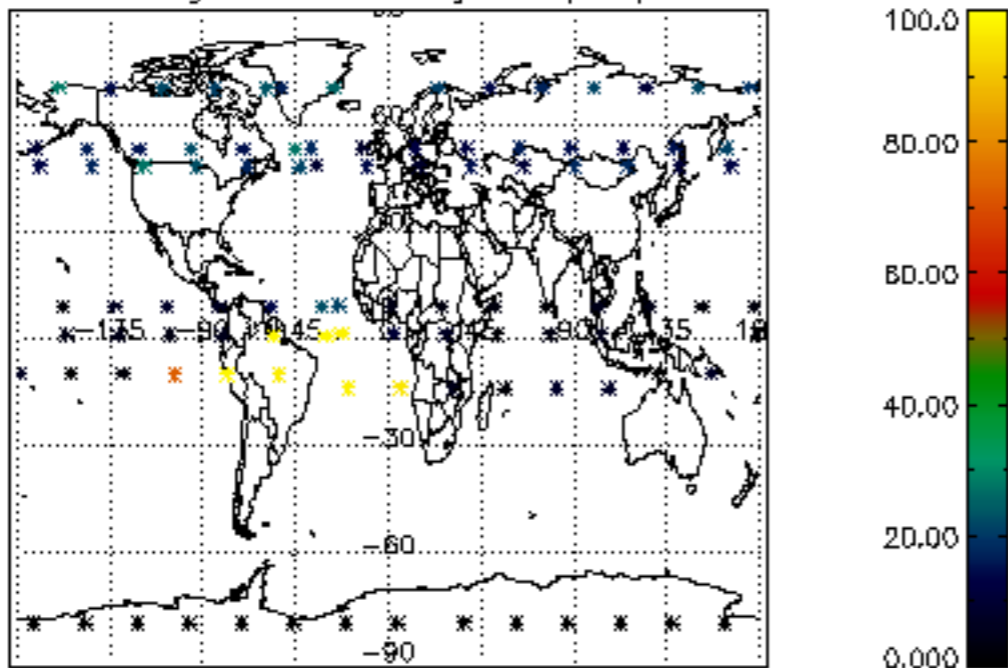
Percentage of flagged data per NO3 profile



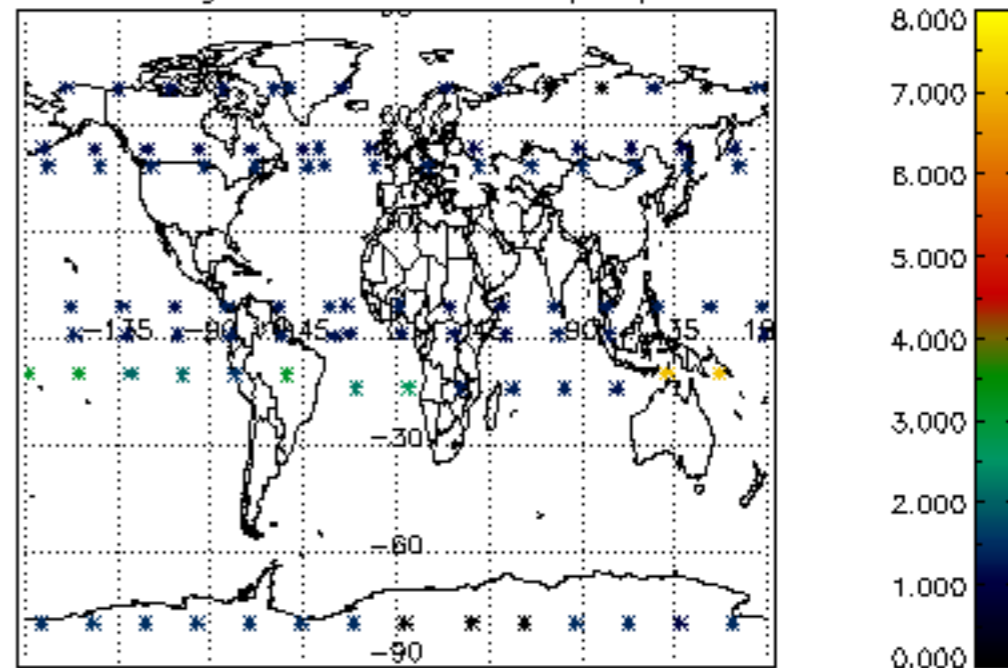




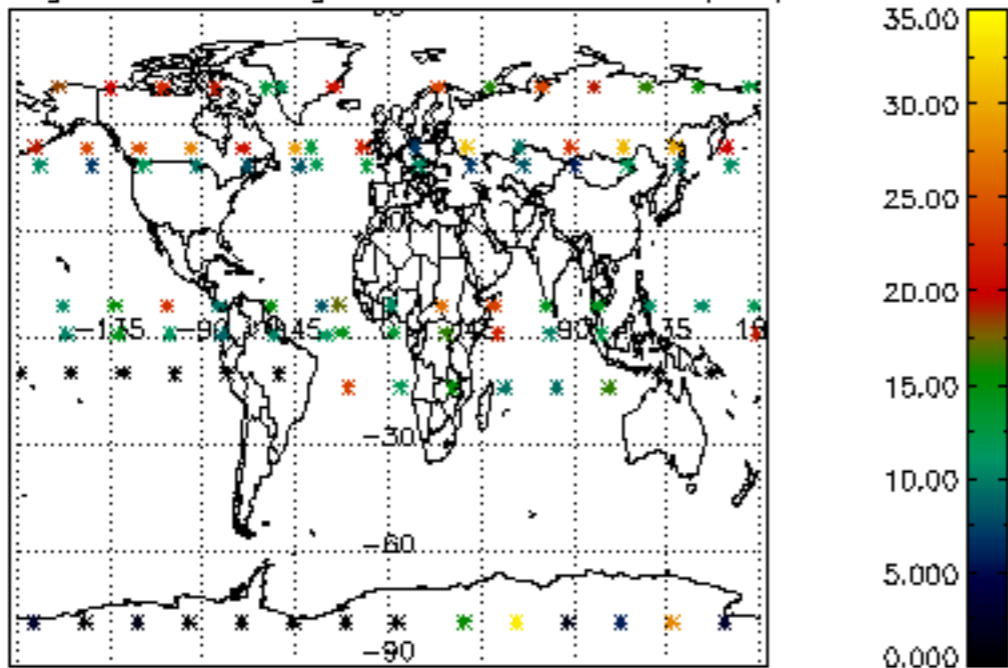
Percentage of cosmic ray hits per profile



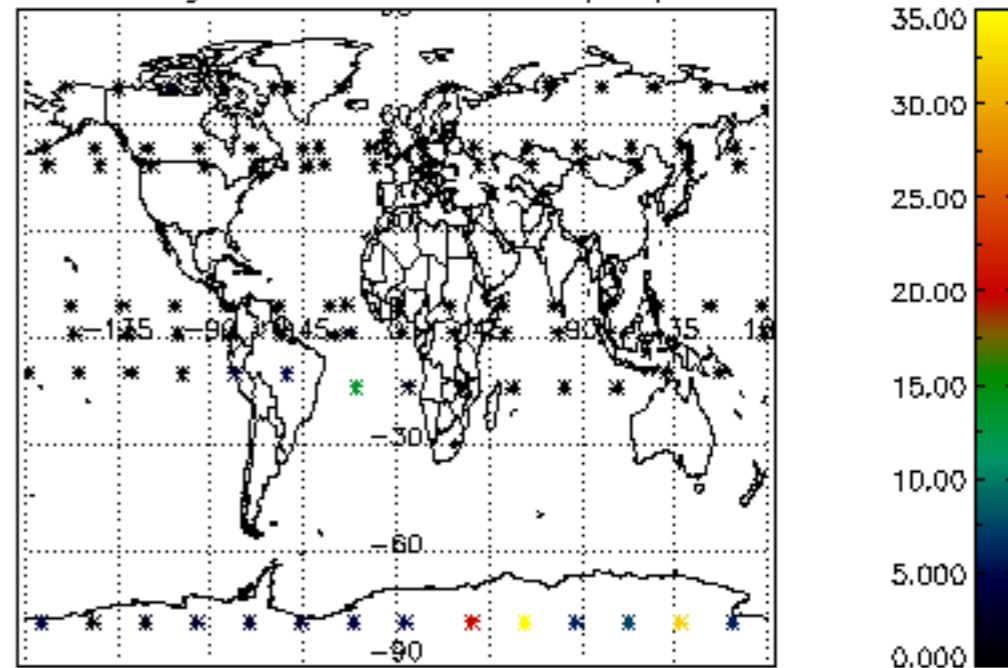
Percentage of datation errors per profile



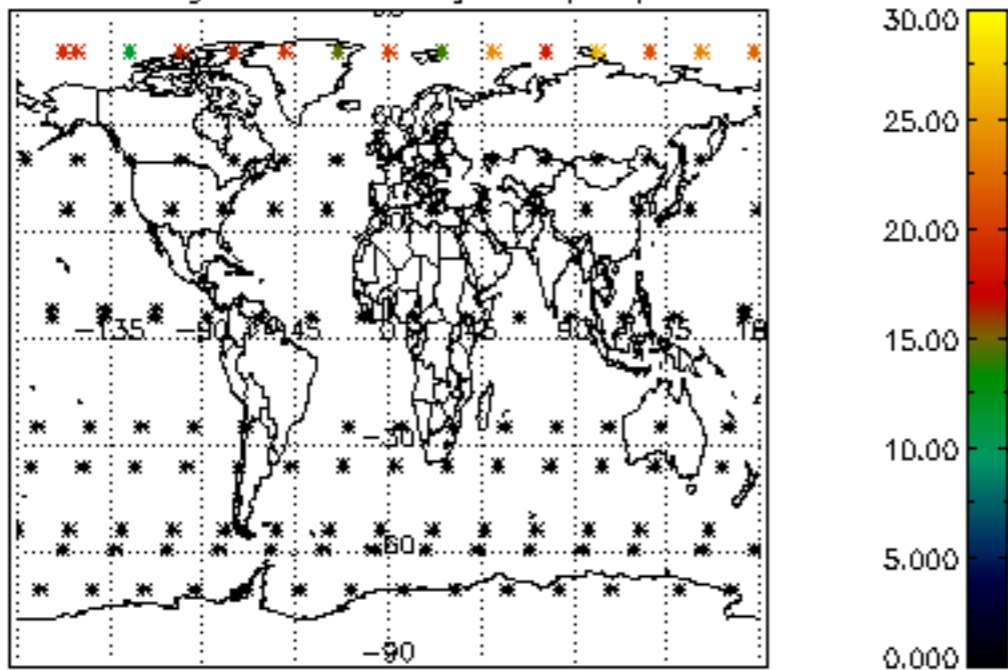
Percentage of star falling outside central band per profile



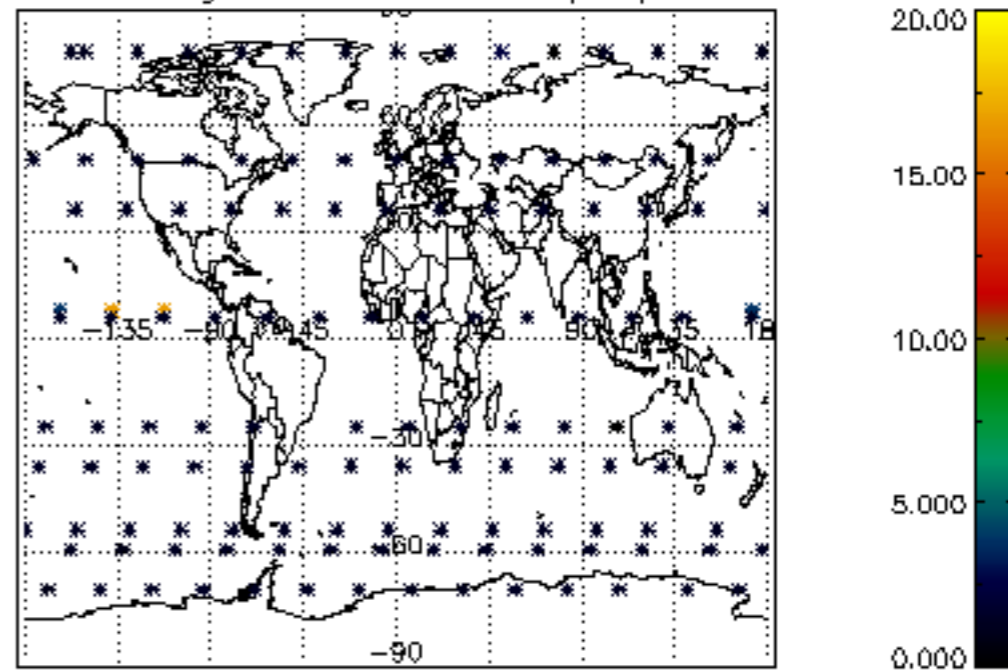
Percentage of saturation errors per profile



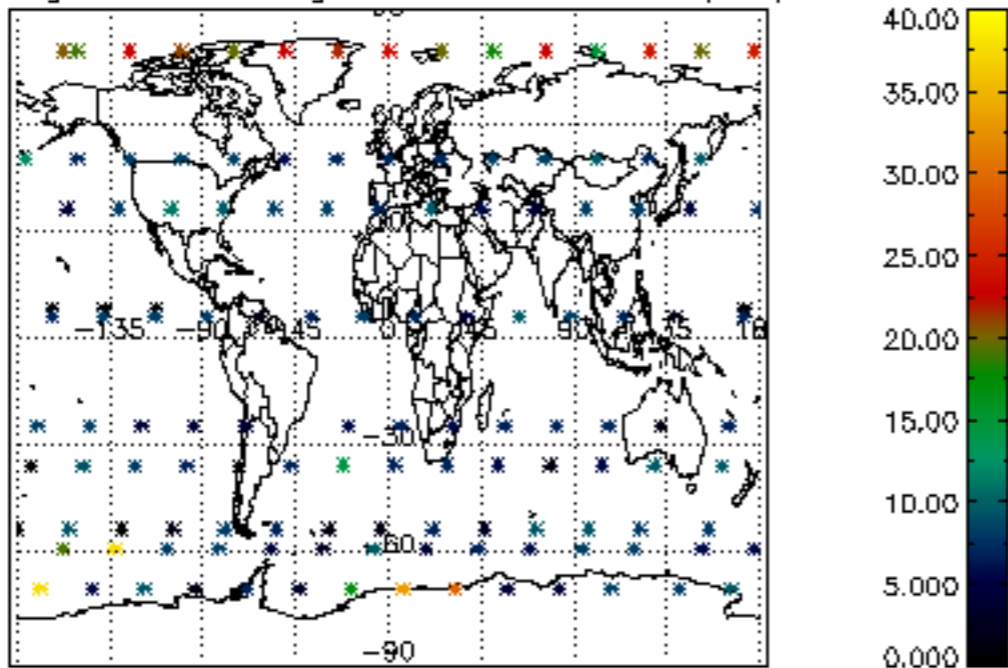
Percentage of cosmic ray hits per profile



Percentage of datation errors per profile



Percentage of star falling outside central band per profile



Percentage of saturation errors per profile

