

# GOMOS Level 2 Daily Report

## SUMMARY

### [1. General Info](#)

### [2. Summary of processed GOM\\_NL\\_2P products](#)

### [3. Level 2 Quality information per product](#)

#### [3.1 Plot of level 2 quality information per product \(time dependant\)](#)

#### [3.2 Plot of level 2 quality information per product \(world map\)](#)

### [4. Level 1 Quality information per product \(stored on level 2 products\)](#)

#### [4.1 Plot of level 1 quality information per product \(time dependant\)](#)

##### [4.1.1 Plot of level 1 quality information per product \(time dependant\): ASCENDING](#)

##### [4.1.2 Plot of level 1 quality information per product \(time dependant\): DESCENDING](#)

#### [4.2 Plot of level 1 quality information per product \(world map\)](#)

##### [4.2.1 Plot of level 1 quality information per product \(world map\): ASCENDING](#)

##### [4.2.2 Plot of level 1 quality information per product \(world map\): DESCENDING](#)

### [5. Ozone profiles based on quality statistics and other trace gas profiles](#)

#### [5.1 Ozone statistics based on quality of products](#)

#### [5.2 Plot ozone profiles for all STD \(dark without errors\)](#)

#### [5.3 Plot ozone profiles where STD < 20% \(dark without errors\)](#)

#### [5.4. Plot ozone profiles where STD < 10% \(dark without errors\)](#)

#### [5.5. Plot ozone profiles where STD < 5% \(dark without errors\)](#)

#### [5.6 Plot NO2 profiles for all STD \(dark without errors\)](#)

#### [5.7 Plot NO3 profiles for all STD \(dark without errors\)](#)

#### [5.8 Plot H2O profiles \(only for occultations of stars 1,2,3,4,13,14,16,26,63 dark without errors\) for all STD](#)

### [6. Auxiliary Data Files used for the production reported in section 2](#)

This report presents the daily analysis on parameters extracted from GOMOS level 2 data (GOM\_NL\_\_2P). It is intended to monitor some important parameters that will impact the quality of these products. A list of level 2 products (and content) that have arrived during the reporting day to the PCF is also given.

Item	Value
Time of report generation	18APR2013 11:54:22
Data source version	GOMOS/6.01
Start time of products	17-10-2005 (17OCT2005 00:00:00)
Stop time of products	18-10-2005 (18OCT2005 00:00:00)
Store outputs in DB	Yes
Nb of level 2 prods	224
Nb of prods with errors	2

## 2. Summary of processed GOM\_NL\_\_2P products.

Nr	Filename	UTC Start time	Limb	Duration	Star Id	Star Name	Star Mag	Star Temp	Nb Meas	Orbit	Prod. error
1	GOM_NL__2PRFIN20051017_003428_000000372041_00389_18980_7661.N1	17-OCT-2005 00:34:28	Dark	37.000	29	Bet Car	1.6720	10200.	74	18980	No
2	GOM_NL__2PRFIN20051017_004532_000000382041_00389_18980_7662.N1	17-OCT-2005 00:45:32	Dark	37.500	143	Alp Hyi	2.8570	7200.0	75	18980	No
3	GOM_NL__2PRFIN20051017_004658_000000452041_00389_18980_7663.N1	17-OCT-2005 00:46:58	Dark	45.000	9	Alp Eri	0.45300	24000.	90	18980	No
4	GOM_NL__2PRFIN20051017_005157_000000392041_00389_18980_7664.N1	17-OCT-2005 00:51:57	Straylight	38.500	84	Alp Phe	2.3970	4500.0	77	18980	No
5	GOM_NL__2PRFIN20051017_005832_000000442041_00389_18980_7665.N1	17-OCT-2005 00:58:32	Straylight	44.000	52	16Bet Cet	2.0370	4500.0	88	18980	No
6	GOM_NL__2PRFIN20051017_010809_000000362041_00389_18980_7666.N1	17-OCT-2005 01:08:09	Bright	35.500	140	88Gam Peg	2.8340	26000.	71	18980	No
7	GOM_NL__2PRFIN20051017_011206_000000372041_00389_18980_7667.N1	17-OCT-2005 01:12:06	Bright	36.500	58	21Alp And	2.0730	11000.	73	18980	No
8	GOM_NL__2PRFIN20051017_012036_000000372041_00389_18980_7668.N1	17-OCT-2005 01:20:36	Bright	36.500	74	11Bet Cas	2.2680	6600.0	73	18980	No
9	GOM_NL__2PRFIN20051017_012305_00000012041_00389_18980_7669.N1	17-OCT-2005 01:23:05	Dark	1.0000	89	5Alp Cep	2.4510	8000.0	2	18980	Yes
10	GOM_NL__2PRFIN20051017_012908_000000342041_00389_18980_7670.N1	17-OCT-2005 01:29:08	Bright	33.500	49	1Alp UMi	1.9900	6300.0	67	18980	No
11	GOM_NL__2PRFIN20051017_013212_000000362041_00389_18980_7671.N1	17-OCT-2005 01:32:12	Bright	36.000	60	7Bet UMi	2.0810	3950.0	72	18980	No
12	GOM_NL__2PRFIN20051017_013722_000000462041_00389_18980_7672.N1	17-OCT-2005 01:37:22	Bright	45.500	36	50Alp UMa	1.8000	6300.0	91	18980	No
13	GOM_NL__2PRFIN20051017_013856_000000362041_00389_18980_7673.N1	17-OCT-2005 01:38:56	Bright	35.500	82	48Bet UMa	2.3650	10600.	71	18980	No
14	GOM_NL__2PRFIN20051017_014220_000000342041_00389_18980_7674.N1	17-OCT-2005 01:42:20	Bright	34.000	174	52Psi UMa	3.0040	4400.0	68	18980	No
15	GOM_NL__2PRFIN20051017_014908_000000342041_00389_18980_7675.N1	17-OCT-2005 01:49:08	Bright	33.500	96	68Del Leo	2.5600	9300.0	67	18980	No
16	GOM_NL__2PRFIN20051017_020940_000000452041_00389_18980_7676.N1	17-OCT-2005 02:09:40	Dark	45.000	65	Lam Vel	2.2040	4400.0	90	18980	No
17	GOM_NL__2PRFIN20051017_021245_000000402041_00390_18981_7681.N1	17-OCT-2005 02:12:45	Dark	40.000	46	Del Vel	1.9540	10600.	80	18981	No
18	GOM_NL__2PRFIN20051017_021504_000000402041_00390_18981_7682.N1	17-OCT-2005 02:15:04	Dark	40.000	29	Bet Car	1.6720	10200.	80	18981	No
19	GOM_NL__2PRFIN20051017_022608_000000372041_00390_18981_7683.N1	17-OCT-2005 02:26:08	Dark	37.000	143	Alp Hyi	2.8570	7200.0	74	18981	No
20	GOM_NL__2PRFIN20051017_022734_000000492041_00390_18981_7684.N1	17-OCT-2005 02:27:34	Dark	48.500	9	Alp Eri	0.45300	24000.	97	18981	No
21	GOM_NL__2PRFIN20051017_023233_000000422041_00390_18981_7685.N1	17-OCT-2005 02:32:33	Straylight	41.500	84	Alp Phe	2.3970	4500.0	83	18981	No
22	GOM_NL__2PRFIN20051017_023908_000000452041_00390_18981_7686.N1	17-OCT-2005 02:39:08	Straylight	44.500	52	16Bet Cet	2.0370	4500.0	89	18981	No
23	GOM_NL__2PRFIN20051017_024845_000000362041_00390_18981_7687.N1	17-OCT-2005 02:48:45	Bright	35.500	140	88Gam Peg	2.8340	26000.	71	18981	No
24	GOM_NL__2PRFIN20051017_025242_000000372041_00390_18981_7688.N1	17-OCT-2005 02:52:42	Bright	36.500	58	21Alp And	2.0730	11000.	73	18981	No
25	GOM_NL__2PRFIN20051017_030112_000000362041_00390_18981_7689.N1	17-OCT-2005 03:01:12	Bright	35.500	74	11Bet Cas	2.2680	6600.0	71	18981	No
26	GOM_NL__2PRFIN20051017_030341_00000012041_00390_18981_7690.N1	17-OCT-2005 03:03:41	Dark	1.0000	89	5Alp Cep	2.4510	8000.0	2	18981	Yes
27	GOM_NL__2PRFIN20051017_030944_000000352041_00390_18981_7691.N1	17-OCT-2005 03:09:44	Bright	35.000	49	1Alp UMi	1.9900	6300.0	70	18981	No
28	GOM_NL__2PRFIN20051017_031249_000000372041_00390_18981_7692.N1	17-OCT-2005 03:12:49	Bright	36.500	60	7Bet UMi	2.0810	3950.0	73	18981	No
29	GOM_NL__2PRFIN20051017_031758_000000382041_00390_18981_7693.N1	17-OCT-2005 03:17:58	Bright	37.500	36	50Alp UMa	1.8000	6300.0	75	18981	No
30	GOM_NL__2PRFIN20051017_031932_000000362041_00390_18981_7694.N1	17-OCT-2005 03:19:32	Bright	36.000	82	48Bet UMa	2.3650	10600.	72	18981	No
31	GOM_NL__2PRFIN20051017_032256_000000352041_00390_18981_7695.N1	17-OCT-2005 03:22:56	Bright	35.000	174	52Psi UMa	3.0040	4400.0	70	18981	No
32	GOM_NL__2PRFIN20051017_032944_000000342041_00390_18981_7696.N1	17-OCT-2005 03:29:44	Bright	33.500	96	68Del Leo	2.5600	9300.0	67	18981	No
33	GOM_NL__2PRFIN20051017_035017_000000422041_00390_18981_7697.N1	17-OCT-2005 03:50:17	Dark	42.000	65	Lam Vel	2.2040	4400.0	84	18981	No
34	GOM_NL__2PRFIN20051017_035322_000000392041_00391_18982_7681.N1	17-OCT-2005 03:53:22	Dark	38.500	46	Del Vel	1.9540	10600.	77	18982	No
35	GOM_NL__2PRFIN20051017_035541_000000372041_00391_18982_7682.N1	17-OCT-2005 03:55:41	Dark	37.000	29	Bet Car	1.6720	10200.	74	18982	No
36	GOM_NL__2PRFIN20051017_040644_000000382041_00391_18982_7683.N1	17-OCT-2005 04:06:44	Dark	38.000	143	Alp Hyi	2.8570	7200.0	76	18982	No
37	GOM_NL__2PRFIN20051017_040810_000000502041_00391_18982_7684.N1	17-OCT-2005 04:08:10	Dark	49.500	9	Alp Eri	0.45300	24000.	99	18982	No
38	GOM_NL__2PRFIN20051017_041309_000000402041_00391_18982_7685.N1	17-OCT-2005 04:13:09	Straylight	40.000	84	Alp Phe	2.3970	4500.0	80	18982	No
39	GOM_NL__2PRFIN20051017_041944_000000452041_00391_18982_7686.N1	17-OCT-2005 04:19:44	Straylight	44.500	52	16Bet Cet	2.0370	4500.0	89	18982	No
40	GOM_NL__2PRFIN20051017_042921_000000352041_00391_18982_7687.N1	17-OCT-2005 04:29:21	Bright	34.500	140	88Gam Peg	2.8340	26000.	69	18982	No
41	GOM_NL__2PRFIN20051017_043318_000000362041_00391_18982_7688.N1	17-OCT-2005 04:33:18	Bright	35.500	58	21Alp And	2.0730	11000.	71	18982	No
42	GOM_NL__2PRFIN20051017_044148_000000352041_00391_18982_7689.N1	17-OCT-2005 04:41:48	Bright	34.500	74	11Bet Cas	2.2680	6600.0	69	18982	No

43	GOM_NL__2PRFIN20051017_045020_000000352041_00391_18982_7690.N1	17-OCT-2005 04:50:20	Bright	35.000	49	1Alp UMi	1.9900	6300.0	70	18982	No
44	GOM_NL__2PRFIN20051017_045325_000000382041_00391_18982_7691.N1	17-OCT-2005 04:53:25	Bright	37.500	60	7Bet UMi	2.0810	3950.0	75	18982	No
45	GOM_NL__2PRFIN20051017_045834_000000382041_00391_18982_7692.N1	17-OCT-2005 04:58:34	Bright	37.500	36	50Alp UMa	1.8000	6300.0	75	18982	No
46	GOM_NL__2PRFIN20051017_050008_000000352041_00391_18982_7693.N1	17-OCT-2005 05:00:08	Bright	35.000	82	48Bet UMa	2.3650	10600.	70	18982	No
47	GOM_NL__2PRFIN20051017_050333_000000342041_00391_18982_7694.N1	17-OCT-2005 05:03:33	Bright	34.000	174	52Psi UMa	3.0040	4400.0	68	18982	No
48	GOM_NL__2PRFIN20051017_051020_000000332041_00391_18982_7695.N1	17-OCT-2005 05:10:20	Bright	33.000	96	68Del Leo	2.5600	9300.0	66	18982	No
49	GOM_NL__2PRFIN20051017_053053_000000512041_00391_18982_7696.N1	17-OCT-2005 05:30:53	Dark	51.000	65	Lam Vel	2.2040	4400.0	102	18982	No
50	GOM_NL__2PRFIN20051017_053358_000000482041_00392_18983_7681.N1	17-OCT-2005 05:33:58	Dark	47.500	46	Del Vel	1.9540	10600.	95	18983	No
51	GOM_NL__2PRFIN20051017_053617_000000372041_00392_18983_7682.N1	17-OCT-2005 05:36:17	Dark	37.000	29	Bet Car	1.6720	10200.	74	18983	No
52	GOM_NL__2PRFIN20051017_054720_000000372041_00392_18983_7683.N1	17-OCT-2005 05:47:20	Dark	37.000	143	Alp Hyi	2.8570	7200.0	74	18983	No
53	GOM_NL__2PRFIN20051017_054846_000000462041_00392_18983_7684.N1	17-OCT-2005 05:48:46	Dark	46.000	9	Alp Eri	0.45300	24000.	92	18983	No
54	GOM_NL__2PRFIN20051017_055346_000000412041_00392_18983_7685.N1	17-OCT-2005 05:53:46	Straylight	40.500	84	Alp Phe	2.3970	4500.0	81	18983	No
55	GOM_NL__2PRFIN20051017_060021_000000452041_00392_18983_7686.N1	17-OCT-2005 06:00:21	Straylight	45.000	52	16Bet Cet	2.0370	4500.0	90	18983	No
56	GOM_NL__2PRFIN20051017_060957_000000362041_00392_18983_7687.N1	17-OCT-2005 06:09:57	Bright	35.500	140	88Gam Peg	2.8340	26000.	71	18983	No
57	GOM_NL__2PRFIN20051017_061354_000000362041_00392_18983_7688.N1	17-OCT-2005 06:13:54	Bright	35.500	58	21Alp And	2.0730	11000.	71	18983	No
58	GOM_NL__2PRFIN20051017_062224_000000352041_00392_18983_7689.N1	17-OCT-2005 06:22:24	Bright	34.500	74	11Bet Cas	2.2680	6600.0	69	18983	No
59	GOM_NL__2PRFIN20051017_063056_000000352041_00392_18983_7690.N1	17-OCT-2005 06:30:56	Bright	35.000	49	1Alp UMi	1.9900	6300.0	70	18983	No
60	GOM_NL__2PRFIN20051017_063401_000000362041_00392_18983_7691.N1	17-OCT-2005 06:34:01	Bright	35.500	60	7Bet UMi	2.0810	3950.0	71	18983	No
61	GOM_NL__2PRFIN20051017_063910_000000362041_00392_18983_7692.N1	17-OCT-2005 06:39:10	Bright	36.000	36	50Alp UMa	1.8000	6300.0	72	18983	No
62	GOM_NL__2PRFIN20051017_064044_000000372041_00392_18983_7693.N1	17-OCT-2005 06:40:44	Bright	36.500	82	48Bet UMa	2.3650	10600.	73	18983	No
63	GOM_NL__2PRFIN20051017_064409_000000342041_00392_18983_7694.N1	17-OCT-2005 06:44:09	Bright	34.000	174	52Psi UMa	3.0040	4400.0	68	18983	No
64	GOM_NL__2PRFIN20051017_065057_000000342041_00392_18983_7695.N1	17-OCT-2005 06:50:57	Bright	33.500	96	68Del Leo	2.5600	9300.0	67	18983	No
65	GOM_NL__2PRFIN20051017_071130_000000512041_00392_18983_7696.N1	17-OCT-2005 07:11:30	Dark	50.500	65	Lam Vel	2.2040	4400.0	101	18983	No
66	GOM_NL__2PRFIN20051017_071435_000000392041_00393_18984_7681.N1	17-OCT-2005 07:14:35	Dark	39.000	46	Del Vel	1.9540	10600.	78	18984	No
67	GOM_NL__2PRFIN20051017_071653_000000482041_00393_18984_7682.N1	17-OCT-2005 07:16:53	Dark	47.500	29	Bet Car	1.6720	10200.	95	18984	No
68	GOM_NL__2PRFIN20051017_072757_000000382041_00393_18984_7683.N1	17-OCT-2005 07:27:57	Dark	37.500	143	Alp Hyi	2.8570	7200.0	75	18984	No
69	GOM_NL__2PRFIN20051017_072923_000000442041_00393_18984_7684.N1	17-OCT-2005 07:29:23	Dark	43.500	9	Alp Eri	0.45300	24000.	87	18984	No
70	GOM_NL__2PRFIN20051017_073422_000000432041_00393_18984_7685.N1	17-OCT-2005 07:34:22	Straylight	42.500	84	Alp Phe	2.3970	4500.0	85	18984	No
71	GOM_NL__2PRFIN20051017_074057_000000422041_00393_18984_7686.N1	17-OCT-2005 07:40:57	Straylight	42.000	52	16Bet Cet	2.0370	4500.0	84	18984	No
72	GOM_NL__2PRFIN20051017_075033_000000352041_00393_18984_7687.N1	17-OCT-2005 07:50:33	Bright	34.500	140	88Gam Peg	2.8340	26000.	69	18984	No
73	GOM_NL__2PRFIN20051017_075430_000000352041_00393_18984_7688.N1	17-OCT-2005 07:54:30	Bright	34.500	58	21Alp And	2.0730	11000.	69	18984	No
74	GOM_NL__2PRFIN20051017_080300_000000372041_00393_18984_7689.N1	17-OCT-2005 08:03:00	Bright	36.500	74	11Bet Cas	2.2680	6600.0	73	18984	No
75	GOM_NL__2PRFIN20051017_081132_000000352041_00393_18984_7690.N1	17-OCT-2005 08:11:32	Bright	35.000	49	1Alp UMi	1.9900	6300.0	70	18984	No
76	GOM_NL__2PRFIN20051017_081437_000000362041_00393_18984_7691.N1	17-OCT-2005 08:14:37	Bright	36.000	60	7Bet UMi	2.0810	3950.0	72	18984	No
77	GOM_NL__2PRFIN20051017_081946_000000382041_00393_18984_7692.N1	17-OCT-2005 08:19:46	Bright	37.500	36	50Alp UMa	1.8000	6300.0	75	18984	No
78	GOM_NL__2PRFIN20051017_082120_000000362041_00393_18984_7693.N1	17-OCT-2005 08:21:20	Bright	35.500	82	48Bet UMa	2.3650	10600.	71	18984	No
79	GOM_NL__2PRFIN20051017_082445_000000372041_00393_18984_7694.N1	17-OCT-2005 08:24:45	Bright	36.500	174	52Psi UMa	3.0040	4400.0	73	18984	No
80	GOM_NL__2PRFIN20051017_083133_000000332041_00393_18984_7695.N1	17-OCT-2005 08:31:33	Bright	33.000	96	68Del Leo	2.5600	9300.0	66	18984	No
81	GOM_NL__2PRFIN20051017_085206_000000452041_00393_18984_7696.N1	17-OCT-2005 08:52:06	Dark	45.000	65	Lam Vel	2.2040	4400.0	90	18984	No
82	GOM_NL__2PRFIN20051017_085511_000000412041_00394_18985_7681.N1	17-OCT-2005 08:55:11	Dark	40.500	46	Del Vel	1.9540	10600.	81	18985	No
83	GOM_NL__2PRFIN20051017_085730_000000372041_00394_18985_7682.N1	17-OCT-2005 08:57:30	Dark	37.000	29	Bet Car	1.6720	10200.	74	18985	No
84	GOM_NL__2PRFIN20051017_090833_000000372041_00394_18985_7683.N1	17-OCT-2005 09:08:33	Dark	36.500	143	Alp Hyi	2.8570	7200.0	73	18985	No
85	GOM_NL__2PRFIN20051017_090959_000000412041_00394_18985_7684.N1	17-OCT-2005 09:09:59	Dark	41.000	9	Alp Eri	0.45300	24000.	82	18985	No
86	GOM_NL__2PRFIN20051017_091458_000000412041_00394_18985_7685.N1	17-OCT-2005 09:14:58	Straylight	41.000	84	Alp Phe	2.3970	4500.0	82	18985	No
87	GOM_NL__2PRFIN20051017_092133_000000442041_00394_18985_7686.N1	17-OCT-2005 09:21:33	Straylight	44.000	52	16Bet Cet	2.0370	4500.0	88	18985	No
88	GOM_NL__2PRFIN20051017_093109_000000362041_00394_18985_7687.N1	17-OCT-2005 09:31:09	Bright	36.000	140	88Gam Peg	2.8340	26000.	72	18985	No
89	GOM_NL__2PRFIN20051017_093505_000000372041_00394_18985_7688.N1	17-OCT-2005 09:35:05	Bright	36.500	58	21Alp And	2.0730	11000.	73	18985	No
90	GOM_NL__2PRFIN20051017_094336_000000362041_00394_18985_7689.N1	17-OCT-2005 09:43:36	Bright	35.500	74	11Bet Cas	2.2680	6600.0	71	18985	No
91	GOM_NL__2PRFIN20051017_095208_000000352041_00394_18985_7690.N1	17-OCT-2005 09:52:08	Bright	35.000	49	1Alp UMi	1.9900	6300.0	70	18985	No
92	GOM_NL__2PRFIN20051017_095513_000000362041_00394_18985_7691.N1	17-OCT-2005 09:55:13	Bright	35.500	60	7Bet UMi	2.0810	3950.0	71	18985	No
93	GOM_NL__2PRFIN20051017_100022_000000342041_00394_18985_7692.N1	17-OCT-2005 10:00:22	Bright	33.500	36	50Alp UMa	1.8000	6300.0	67	18985	No
94	GOM_NL__2PRFIN20051017_100156_000000352041_00394_18985_7693.N1	17-OCT-2005 10:01:56	Bright	34.500	82	48Bet UMa	2.3650	10600.	69	18985	No
95	GOM_NL__2PRFIN20051017_100521_000000532041_00394_18985_7694.N1	17-OCT-2005 10:05:21	Bright	53.000	174	52Psi UMa	3.0040	4400.0	106	18985	No
96	GOM_NL__2PRFIN20051017_101209_000000332041_00394_18985_7695.N1	17-OCT-2005 10:12:09	Bright	33.000	96	68Del Leo	2.5600	9300.0	66	18985	No
97	GOM_NL__2PRFIN20051017_103243_000000472041_00394_18985_7696.N1	17-OCT-2005 10:32:43	Dark	47.000	65	Lam Vel	2.2040	4400.0	94	18985	No
98	GOM_NL__2PRFIN20051017_103548_000000402041_00395_18986_7681.N1	17-OCT-2005 10:35:48	Dark	40.000	46	Del Vel	1.9540	10600.	80	18986	No
99	GOM_NL__2PRFIN20051017_103806_000000372041_00395_18986_7682.N1	17-OCT-2005 10:38:06	Dark	37.000	29	Bet Car	1.6720	10200.	74	18986	No
100	GOM_NL__2PRFIN20051017_104909_000000382041_00395_18986_7683.N1	17-OCT-2005 10:49:09	Dark	37.500	143	Alp Hyi	2.8570	7200.0	75	18986	No
101	GOM_NL__2PRFIN20051017_105035_000000492041_00395_18986_7684.N1	17-OCT-2005 10:50:35	Dark	48.500	9	Alp Eri	0.45300	24000.	97	18986	No

102	GOM_NL__2PRFIN20051017_105534_000000392041_00395_18986_7685.N1	17-OCT-2005 10:55:34	Straylight	38.500	84	Alp Phe	2.3970	4500.0	77	18986	No
103	GOM_NL__2PRFIN20051017_110209_000000442041_00395_18986_7686.N1	17-OCT-2005 11:02:09	Straylight	43.500	52	16Bet Cet	2.0370	4500.0	87	18986	No
104	GOM_NL__2PRFIN20051017_111145_000000352041_00395_18986_7687.N1	17-OCT-2005 11:11:45	Bright	35.000	140	88Gam Peg	2.8340	26000.	70	18986	No
105	GOM_NL__2PRFIN20051017_111541_000000352041_00395_18986_7688.N1	17-OCT-2005 11:15:41	Bright	35.000	58	21Alp And	2.0730	11000.	70	18986	No
106	GOM_NL__2PRFIN20051017_112412_000000372041_00395_18986_7689.N1	17-OCT-2005 11:24:12	Bright	37.000	74	11Bet Cas	2.2680	6600.0	74	18986	No
107	GOM_NL__2PRFIN20051017_113244_000000362041_00395_18986_7690.N1	17-OCT-2005 11:32:44	Bright	35.500	49	1Alp UMi	1.9900	6300.0	71	18986	No
108	GOM_NL__2PRFIN20051017_113550_000000362041_00395_18986_7691.N1	17-OCT-2005 11:35:50	Bright	35.500	60	7Bet UMi	2.0810	3950.0	71	18986	No
109	GOM_NL__2PRFIN20051017_114058_000000342041_00395_18986_7692.N1	17-OCT-2005 11:40:58	Bright	33.500	36	50Alp UMa	1.8000	6300.0	67	18986	No
110	GOM_NL__2PRFIN20051017_114232_000000362041_00395_18986_7693.N1	17-OCT-2005 11:42:32	Bright	36.000	82	48Bet UMa	2.3650	10600.	72	18986	No
111	GOM_NL__2PRFIN20051017_114557_000000532041_00395_18986_7694.N1	17-OCT-2005 11:45:57	Bright	53.000	174	52Psi UMa	3.0040	4400.0	106	18986	No
112	GOM_NL__2PRFIN20051017_115245_000000342041_00395_18986_7695.N1	17-OCT-2005 11:52:45	Bright	33.500	96	68Del Leo	2.5600	9300.0	67	18986	No
113	GOM_NL__2PRFIN20051017_121319_000000482041_00395_18986_7696.N1	17-OCT-2005 12:13:19	Dark	48.000	65	Lam Vel	2.2040	4400.0	96	18986	No
114	GOM_NL__2PRFIN20051017_121624_000000412041_00396_18987_7681.N1	17-OCT-2005 12:16:24	Dark	41.000	46	Del Vel	1.9540	10600.	82	18987	No
115	GOM_NL__2PRFIN20051017_121842_000000402041_00396_18987_7682.N1	17-OCT-2005 12:18:42	Dark	39.500	29	Bet Car	1.6720	10200.	79	18987	No
116	GOM_NL__2PRFIN20051017_122945_000000402041_00396_18987_7683.N1	17-OCT-2005 12:29:45	Dark	39.500	143	Alp Hyi	2.8570	7200.0	79	18987	No
117	GOM_NL__2PRFIN20051017_123111_000000492041_00396_18987_7684.N1	17-OCT-2005 12:31:11	Dark	48.500	9	Alp Eri	0.45300	24000.	97	18987	No
118	GOM_NL__2PRFIN20051017_123610_000000372041_00396_18987_7685.N1	17-OCT-2005 12:36:10	Straylight	37.000	84	Alp Phe	2.3970	4500.0	74	18987	No
119	GOM_NL__2PRFIN20051017_124245_000000452041_00396_18987_7686.N1	17-OCT-2005 12:42:45	Straylight	44.500	52	16Bet Cet	2.0370	4500.0	89	18987	No
120	GOM_NL__2PRFIN20051017_125221_000000372041_00396_18987_7687.N1	17-OCT-2005 12:52:21	Bright	36.500	140	88Gam Peg	2.8340	26000.	73	18987	No
121	GOM_NL__2PRFIN20051017_125617_000000362041_00396_18987_7688.N1	17-OCT-2005 12:56:17	Bright	36.000	58	21Alp And	2.0730	11000.	72	18987	No
122	GOM_NL__2PRFIN20051017_130448_000000372041_00396_18987_7689.N1	17-OCT-2005 13:04:48	Bright	36.500	74	11Bet Cas	2.2680	6600.0	73	18987	No
123	GOM_NL__2PRFIN20051017_131319_000000362041_00396_18987_7690.N1	17-OCT-2005 13:13:19	Bright	36.000	49	1Alp UMi	1.9900	6300.0	72	18987	No
124	GOM_NL__2PRFIN20051017_131626_000000382041_00396_18987_7691.N1	17-OCT-2005 13:16:26	Bright	38.000	60	7Bet UMi	2.0810	3950.0	76	18987	No
125	GOM_NL__2PRFIN20051017_132134_000000382041_00396_18987_7692.N1	17-OCT-2005 13:21:34	Bright	37.500	36	50Alp UMa	1.8000	6300.0	75	18987	No
126	GOM_NL__2PRFIN20051017_132308_000000532041_00396_18987_7693.N1	17-OCT-2005 13:23:08	Bright	53.000	82	48Bet UMa	2.3650	10600.	106	18987	No
127	GOM_NL__2PRFIN20051017_132633_000000352041_00396_18987_7694.N1	17-OCT-2005 13:26:33	Bright	35.000	174	52Psi UMa	3.0040	4400.0	70	18987	No
128	GOM_NL__2PRFIN20051017_133321_000000342041_00396_18987_7695.N1	17-OCT-2005 13:33:21	Bright	34.000	96	68Del Leo	2.5600	9300.0	68	18987	No
129	GOM_NL__2PRFIN20051017_135356_000000422041_00396_18987_7696.N1	17-OCT-2005 13:53:56	Dark	42.000	65	Lam Vel	2.2040	4400.0	84	18987	No
130	GOM_NL__2PRFIN20051017_135700_000000402041_00397_18988_7681.N1	17-OCT-2005 13:57:00	Dark	39.500	46	Del Vel	1.9540	10600.	79	18988	No
131	GOM_NL__2PRFIN20051017_135918_000000402041_00397_18988_7682.N1	17-OCT-2005 13:59:18	Dark	39.500	29	Bet Car	1.6720	10200.	79	18988	No
132	GOM_NL__2PRFIN20051017_141021_000000382041_00397_18988_7683.N1	17-OCT-2005 14:10:21	Dark	38.000	143	Alp Hyi	2.8570	7200.0	76	18988	No
133	GOM_NL__2PRFIN20051017_141147_000000462041_00397_18988_7684.N1	17-OCT-2005 14:11:47	Dark	46.000	9	Alp Eri	0.45300	24000.	92	18988	No
134	GOM_NL__2PRFIN20051017_141646_000000412041_00397_18988_7685.N1	17-OCT-2005 14:16:46	Straylight	41.000	84	Alp Phe	2.3970	4500.0	82	18988	No
135	GOM_NL__2PRFIN20051017_142321_000000452041_00397_18988_7686.N1	17-OCT-2005 14:23:21	Straylight	44.500	52	16Bet Cet	2.0370	4500.0	89	18988	No
136	GOM_NL__2PRFIN20051017_143257_000000362041_00397_18988_7687.N1	17-OCT-2005 14:32:57	Bright	35.500	140	88Gam Peg	2.8340	26000.	71	18988	No
137	GOM_NL__2PRFIN20051017_143653_000000362041_00397_18988_7688.N1	17-OCT-2005 14:36:53	Bright	36.000	58	21Alp And	2.0730	11000.	72	18988	No
138	GOM_NL__2PRFIN20051017_144524_000000372041_00397_18988_7689.N1	17-OCT-2005 14:45:24	Bright	37.000	74	11Bet Cas	2.2680	6600.0	74	18988	No
139	GOM_NL__2PRFIN20051017_145356_000000332041_00397_18988_7690.N1	17-OCT-2005 14:53:56	Bright	33.000	49	1Alp UMi	1.9900	6300.0	66	18988	No
140	GOM_NL__2PRFIN20051017_145702_000000342041_00397_18988_7691.N1	17-OCT-2005 14:57:02	Bright	34.000	60	7Bet UMi	2.0810	3950.0	68	18988	No
141	GOM_NL__2PRFIN20051017_150210_000000392041_00397_18988_7692.N1	17-OCT-2005 15:02:10	Bright	39.000	36	50Alp UMa	1.8000	6300.0	78	18988	No
142	GOM_NL__2PRFIN20051017_150344_000000372041_00397_18988_7693.N1	17-OCT-2005 15:03:44	Bright	37.000	82	48Bet UMa	2.3650	10600.	74	18988	No
143	GOM_NL__2PRFIN20051017_150709_000000342041_00397_18988_7694.N1	17-OCT-2005 15:07:09	Bright	33.500	174	52Psi UMa	3.0040	4400.0	67	18988	No
144	GOM_NL__2PRFIN20051017_151357_000000342041_00397_18988_7695.N1	17-OCT-2005 15:13:57	Bright	33.500	96	68Del Leo	2.5600	9300.0	67	18988	No
145	GOM_NL__2PRFIN20051017_153433_000000532041_00397_18988_7696.N1	17-OCT-2005 15:34:33	Dark	53.000	65	Lam Vel	2.2040	4400.0	106	18988	No
146	GOM_NL__2PRFIN20051017_153737_000000412041_00398_18989_7681.N1	17-OCT-2005 15:37:37	Dark	41.000	46	Del Vel	1.9540	10600.	82	18989	No
147	GOM_NL__2PRFIN20051017_153954_000000372041_00398_18989_7682.N1	17-OCT-2005 15:39:54	Dark	36.500	29	Bet Car	1.6720	10200.	73	18989	No
148	GOM_NL__2PRFIN20051017_155058_000000382041_00398_18989_7683.N1	17-OCT-2005 15:50:58	Dark	38.000	143	Alp Hyi	2.8570	7200.0	76	18989	No
149	GOM_NL__2PRFIN20051017_155224_000000442041_00398_18989_7684.N1	17-OCT-2005 15:52:24	Dark	43.500	9	Alp Eri	0.45300	24000.	87	18989	No
150	GOM_NL__2PRFIN20051017_155722_000000422041_00398_18989_7685.N1	17-OCT-2005 15:57:22	Straylight	41.500	84	Alp Phe	2.3970	4500.0	83	18989	No
151	GOM_NL__2PRFIN20051017_160357_000000432041_00398_18989_7686.N1	17-OCT-2005 16:03:57	Straylight	43.000	52	16Bet Cet	2.0370	4500.0	86	18989	No
152	GOM_NL__2PRFIN20051017_161333_000000352041_00398_18989_7687.N1	17-OCT-2005 16:13:33	Bright	35.000	140	88Gam Peg	2.8340	26000.	70	18989	No
153	GOM_NL__2PRFIN20051017_161729_000000352041_00398_18989_7688.N1	17-OCT-2005 16:17:29	Bright	35.000	58	21Alp And	2.0730	11000.	70	18989	No
154	GOM_NL__2PRFIN20051017_162559_000000372041_00398_18989_7689.N1	17-OCT-2005 16:25:59	Bright	36.500	74	11Bet Cas	2.2680	6600.0	73	18989	No
155	GOM_NL__2PRFIN20051017_163431_000000362041_00398_18989_7690.N1	17-OCT-2005 16:34:31	Bright	36.000	49	1Alp UMi	1.9900	6300.0	72	18989	No
156	GOM_NL__2PRFIN20051017_163738_000000372041_00398_18989_7691.N1	17-OCT-2005 16:37:38	Bright	36.500	60	7Bet UMi	2.0810	3950.0	73	18989	No
157	GOM_NL__2PRFIN20051017_164246_000000372041_00398_18989_7692.N1	17-OCT-2005 16:42:46	Bright	37.000	36	50Alp UMa	1.8000	6300.0	74	18989	No
158	GOM_NL__2PRFIN20051017_164419_000000362041_00398_18989_7693.N1	17-OCT-2005 16:44:19	Bright	36.000	82	48Bet UMa	2.3650	10600.	72	18989	No
159	GOM_NL__2PRFIN20051017_164745_000000532041_00398_18989_7694.N1	17-OCT-2005 16:47:45	Bright	53.000	174	52Psi UMa	3.0040	4400.0	106	18989	No
160	GOM_NL__2PRFIN20051017_165433_000000342041_00398_18989_7695.N1	17-OCT-2005 16:54:33	Bright	34.000	96	68Del Leo	2.5600	9300.0	68	18989	No



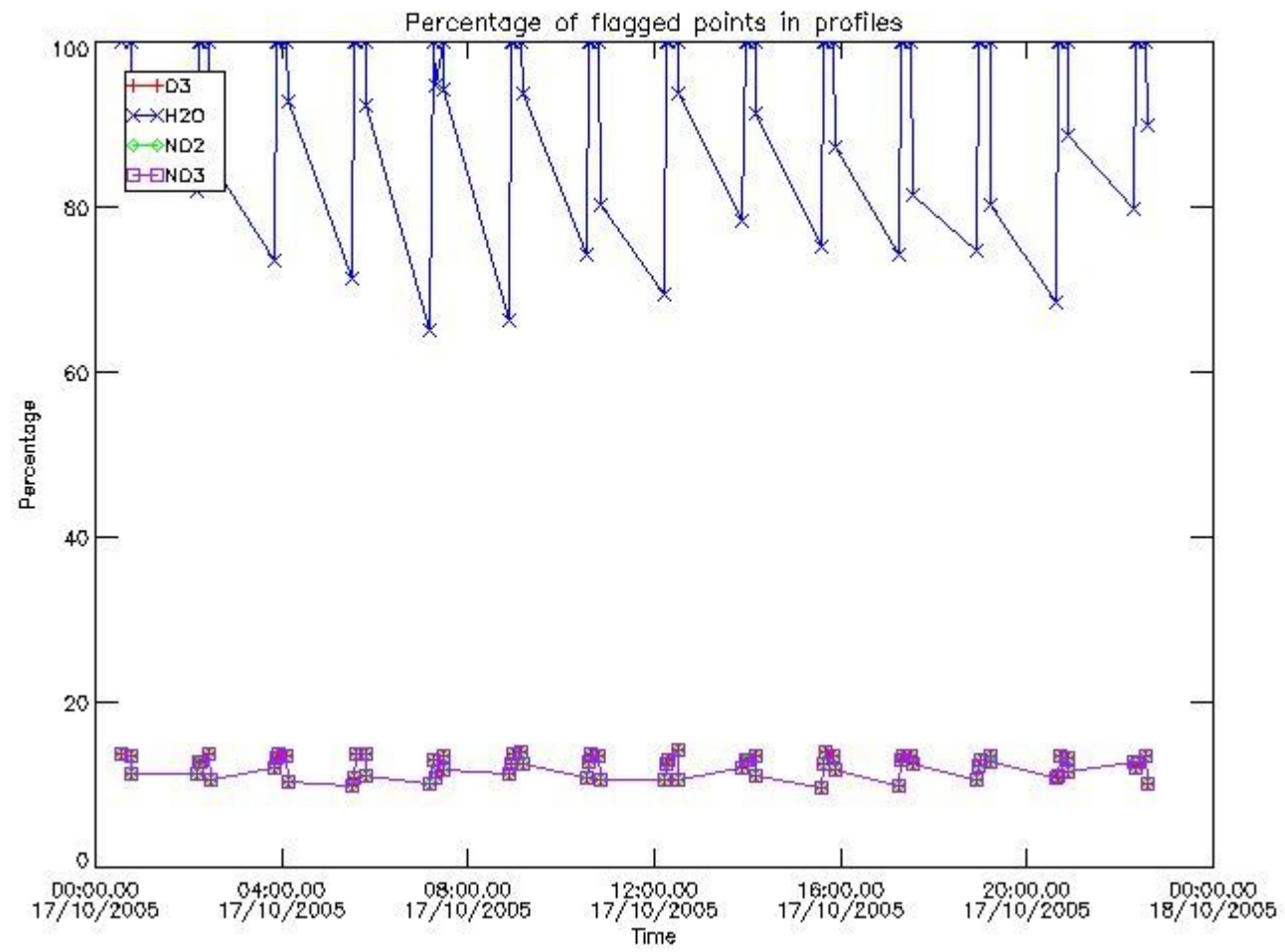
161	GOM_NL__2PRFIN20051017_171509_000000512041_00398_18989_7696.N1	17-OCT-2005 17:15:09	Dark	51.000	65	Lam Vel	2.2040	4400.0	102	18989	No
162	GOM_NL__2PRFIN20051017_171814_000000402041_00399_18990_7681.N1	17-OCT-2005 17:18:14	Dark	39.500	46	Del Vel	1.9540	10600.	79	18990	No
163	GOM_NL__2PRFIN20051017_172031_000000382041_00399_18990_7682.N1	17-OCT-2005 17:20:31	Dark	37.500	29	Bet Car	1.6720	10200.	75	18990	No
164	GOM_NL__2PRFIN20051017_173134_000000382041_00399_18990_7683.N1	17-OCT-2005 17:31:34	Dark	38.000	143	Alp Hyi	2.8570	7200.0	76	18990	No
165	GOM_NL__2PRFIN20051017_173300_000000412041_00399_18990_7684.N1	17-OCT-2005 17:33:00	Dark	41.000	9	Alp Eri	0.45300	24000.	82	18990	No
166	GOM_NL__2PRFIN20051017_173759_000000402041_00399_18990_7685.N1	17-OCT-2005 17:37:59	Straylight	39.500	84	Alp Phe	2.3970	4500.0	79	18990	No
167	GOM_NL__2PRFIN20051017_174433_000000432041_00399_18990_7686.N1	17-OCT-2005 17:44:33	Straylight	43.000	52	16Bet Cet	2.0370	4500.0	86	18990	No
168	GOM_NL__2PRFIN20051017_175409_000000362041_00399_18990_7687.N1	17-OCT-2005 17:54:09	Bright	35.500	140	88Gam Peg	2.8340	26000.	71	18990	No
169	GOM_NL__2PRFIN20051017_175805_000000372041_00399_18990_7688.N1	17-OCT-2005 17:58:05	Bright	36.500	58	21Alp And	2.0730	11000.	73	18990	No
170	GOM_NL__2PRFIN20051017_180635_000000382041_00399_18990_7689.N1	17-OCT-2005 18:06:35	Bright	37.500	74	11Bet Cas	2.2680	6600.0	75	18990	No
171	GOM_NL__2PRFIN20051017_181507_000000372041_00399_18990_7690.N1	17-OCT-2005 18:15:07	Bright	36.500	49	1Alp UMi	1.9900	6300.0	73	18990	No
172	GOM_NL__2PRFIN20051017_181814_000000372041_00399_18990_7691.N1	17-OCT-2005 18:18:14	Bright	36.500	60	7Bet UMi	2.0810	3950.0	73	18990	No
173	GOM_NL__2PRFIN20051017_182322_000000362041_00399_18990_7692.N1	17-OCT-2005 18:23:22	Bright	35.500	36	50Alp UMa	1.8000	6300.0	71	18990	No
174	GOM_NL__2PRFIN20051017_182456_000000532041_00399_18990_7693.N1	17-OCT-2005 18:24:56	Bright	53.000	82	48Bet UMa	2.3650	10600.	106	18990	No
175	GOM_NL__2PRFIN20051017_182821_000000422041_00399_18990_7694.N1	17-OCT-2005 18:28:21	Bright	42.000	174	52Psi UMa	3.0040	4400.0	84	18990	No
176	GOM_NL__2PRFIN20051017_183510_000000352041_00399_18990_7695.N1	17-OCT-2005 18:35:10	Bright	34.500	96	68Del Leo	2.5600	9300.0	69	18990	No
177	GOM_NL__2PRFIN20051017_185546_000000482041_00399_18990_7696.N1	17-OCT-2005 18:55:46	Dark	48.000	65	Lam Vel	2.2040	4400.0	96	18990	No
178	GOM_NL__2PRFIN20051017_185850_000000422041_00400_18991_7701.N1	17-OCT-2005 18:58:50	Dark	41.500	46	Del Vel	1.9540	10600.	83	18991	No
179	GOM_NL__2PRFIN20051017_190107_000000392041_00400_18991_7702.N1	17-OCT-2005 19:01:07	Dark	39.000	29	Bet Car	1.6720	10200.	78	18991	No
180	GOM_NL__2PRFIN20051017_191210_000000382041_00400_18991_7703.N1	17-OCT-2005 19:12:10	Dark	38.000	143	Alp Hyi	2.8570	7200.0	76	18991	No
181	GOM_NL__2PRFIN20051017_191336_000000432041_00400_18991_7704.N1	17-OCT-2005 19:13:36	Dark	43.000	9	Alp Eri	0.45300	24000.	86	18991	No
182	GOM_NL__2PRFIN20051017_191835_000000402041_00400_18991_7705.N1	17-OCT-2005 19:18:35	Straylight	39.500	84	Alp Phe	2.3970	4500.0	79	18991	No
183	GOM_NL__2PRFIN20051017_192509_000000442041_00400_18991_7706.N1	17-OCT-2005 19:25:09	Straylight	44.000	52	16Bet Cet	2.0370	4500.0	88	18991	No
184	GOM_NL__2PRFIN20051017_193445_000000362041_00400_18991_7707.N1	17-OCT-2005 19:34:45	Bright	35.500	140	88Gam Peg	2.8340	26000.	71	18991	No
185	GOM_NL__2PRFIN20051017_193841_000000372041_00400_18991_7708.N1	17-OCT-2005 19:38:41	Bright	36.500	58	21Alp And	2.0730	11000.	73	18991	No
186	GOM_NL__2PRFIN20051017_194711_000000372041_00400_18991_7709.N1	17-OCT-2005 19:47:11	Bright	37.000	74	11Bet Cas	2.2680	6600.0	74	18991	No
187	GOM_NL__2PRFIN20051017_195543_000000372041_00400_18991_7710.N1	17-OCT-2005 19:55:43	Bright	36.500	49	1Alp UMi	1.9900	6300.0	73	18991	No
188	GOM_NL__2PRFIN20051017_195850_000000382041_00400_18991_7711.N1	17-OCT-2005 19:58:50	Bright	38.000	60	7Bet UMi	2.0810	3950.0	76	18991	No
189	GOM_NL__2PRFIN20051017_200358_000000382041_00400_18991_7712.N1	17-OCT-2005 20:03:58	Bright	37.500	36	50Alp UMa	1.8000	6300.0	75	18991	No
190	GOM_NL__2PRFIN20051017_200532_000000372041_00400_18991_7713.N1	17-OCT-2005 20:05:32	Bright	36.500	82	48Bet UMa	2.3650	10600.	73	18991	No
191	GOM_NL__2PRFIN20051017_200857_000000372041_00400_18991_7714.N1	17-OCT-2005 20:08:57	Bright	36.500	174	52Psi UMa	3.0040	4400.0	73	18991	No
192	GOM_NL__2PRFIN20051017_201546_000000452041_00400_18991_7715.N1	17-OCT-2005 20:15:46	Bright	45.000	96	68Del Leo	2.5600	9300.0	90	18991	No
193	GOM_NL__2PRFIN20051017_203622_000000472041_00400_18991_7716.N1	17-OCT-2005 20:36:22	Dark	46.500	65	Lam Vel	2.2040	4400.0	93	18991	No
194	GOM_NL__2PRFIN20051017_203927_000000462041_00401_18992_7701.N1	17-OCT-2005 20:39:27	Dark	45.500	46	Del Vel	1.9540	10600.	91	18992	No
195	GOM_NL__2PRFIN20051017_204143_000000382041_00401_18992_7702.N1	17-OCT-2005 20:41:43	Dark	37.500	29	Bet Car	1.6720	10200.	75	18992	No
196	GOM_NL__2PRFIN20051017_205246_000000392041_00401_18992_7703.N1	17-OCT-2005 20:52:46	Dark	38.500	143	Alp Hyi	2.8570	7200.0	77	18992	No
197	GOM_NL__2PRFIN20051017_205412_000000452041_00401_18992_7704.N1	17-OCT-2005 20:54:12	Dark	44.500	9	Alp Eri	0.45300	24000.	89	18992	No
198	GOM_NL__2PRFIN20051017_205911_000000382041_00401_18992_7705.N1	17-OCT-2005 20:59:11	Straylight	38.000	84	Alp Phe	2.3970	4500.0	76	18992	No
199	GOM_NL__2PRFIN20051017_210545_000000432041_00401_18992_7706.N1	17-OCT-2005 21:05:45	Straylight	42.500	52	16Bet Cet	2.0370	4500.0	85	18992	No
200	GOM_NL__2PRFIN20051017_211521_000000352041_00401_18992_7707.N1	17-OCT-2005 21:15:21	Bright	34.500	140	88Gam Peg	2.8340	26000.	69	18992	No
201	GOM_NL__2PRFIN20051017_211917_000000352041_00401_18992_7708.N1	17-OCT-2005 21:19:17	Bright	35.000	58	21Alp And	2.0730	11000.	70	18992	No
202	GOM_NL__2PRFIN20051017_212747_000000362041_00401_18992_7709.N1	17-OCT-2005 21:27:47	Bright	35.500	74	11Bet Cas	2.2680	6600.0	71	18992	No
203	GOM_NL__2PRFIN20051017_213619_000000362041_00401_18992_7710.N1	17-OCT-2005 21:36:19	Bright	36.000	49	1Alp UMi	1.9900	6300.0	72	18992	No
204	GOM_NL__2PRFIN20051017_213927_000000362041_00401_18992_7711.N1	17-OCT-2005 21:39:27	Bright	36.000	60	7Bet UMi	2.0810	3950.0	72	18992	No
205	GOM_NL__2PRFIN20051017_214434_000000382041_00401_18992_7712.N1	17-OCT-2005 21:44:34	Bright	37.500	36	50Alp UMa	1.8000	6300.0	75	18992	No
206	GOM_NL__2PRFIN20051017_214607_000000352041_00401_18992_7713.N1	17-OCT-2005 21:46:07	Bright	35.000	82	48Bet UMa	2.3650	10600.	70	18992	No
207	GOM_NL__2PRFIN20051017_214933_000000372041_00401_18992_7714.N1	17-OCT-2005 21:49:33	Bright	37.000	174	52Psi UMa	3.0040	4400.0	74	18992	No
208	GOM_NL__2PRFIN20051017_215622_000000332041_00401_18992_7715.N1	17-OCT-2005 21:56:22	Bright	33.000	96	68Del Leo	2.5600	9300.0	66	18992	No
209	GOM_NL__2PRFIN20051017_221659_000000402041_00401_18992_7716.N1	17-OCT-2005 22:16:59	Dark	40.000	65	Lam Vel	2.2040	4400.0	80	18992	No
210	GOM_NL__2PRFIN20051017_222003_000000422041_00402_18993_7701.N1	17-OCT-2005 22:20:03	Dark	42.000	46	Del Vel	1.9540	10600.	84	18993	No
211	GOM_NL__2PRFIN20051017_222219_000000402041_00402_18993_7702.N1	17-OCT-2005 22:22:19	Dark	40.000	29	Bet Car	1.6720	10200.	80	18993	No
212	GOM_NL__2PRFIN20051017_223322_000000382041_00402_18993_7703.N1	17-OCT-2005 22:33:22	Dark	37.500	143	Alp Hyi	2.8570	7200.0	75	18993	No
213	GOM_NL__2PRFIN20051017_223448_000000502041_00402_18993_7704.N1	17-OCT-2005 22:34:48	Dark	50.000	9	Alp Eri	0.45300	24000.	100	18993	No
214	GOM_NL__2PRFIN20051017_223947_000000392041_00402_18993_7705.N1	17-OCT-2005 22:39:47	Straylight	39.000	84	Alp Phe	2.3970	4500.0	78	18993	No
215	GOM_NL__2PRFIN20051017_224621_000000442041_00402_18993_7706.N1	17-OCT-2005 22:46:21	Straylight	43.500	52	16Bet Cet	2.0370	4500.0	87	18993	No
216	GOM_NL__2PRFIN20051017_225557_000000352041_00402_18993_7707.N1	17-OCT-2005 22:55:57	Bright	34.500	140	88Gam Peg	2.8340	26000.	69	18993	No
217	GOM_NL__2PRFIN20051017_225953_000000362041_00402_18993_7708.N1	17-OCT-2005 22:59:53	Bright	35.500	58	21Alp And	2.0730	11000.	71	18993	No
218	GOM_NL__2PRFIN20051017_230823_000000372041_00402_18993_7709.N1	17-OCT-2005 23:08:23	Bright	36.500	74	11Bet Cas	2.2680	6600.0	73	18993	No
219	GOM_NL__2PRFIN20051017_231655_000000362041_00402_18993_7710.N1	17-OCT-2005 23:16:55	Bright	35.500	49	1Alp UMi	1.9900	6300.0	71	18993	No

220	GOM_NL__2PRFIN20051017_232003_000000362041_00402_18993_7711.N1	17-OCT-2005 23:20:03	Bright	35.500	60	7Bet UMi	2.0810	3950.0	71	18993	No
221	GOM_NL__2PRFIN20051017_232510_000000362041_00402_18993_7712.N1	17-OCT-2005 23:25:10	Bright	35.500	36	50Alp UMa	1.8000	6300.0	71	18993	No
222	GOM_NL__2PRFIN20051017_232643_000000352041_00402_18993_7713.N1	17-OCT-2005 23:26:43	Bright	35.000	82	48Bet UMa	2.3650	10600.	70	18993	No
223	GOM_NL__2PRFIN20051017_233009_000000342041_00402_18993_7714.N1	17-OCT-2005 23:30:09	Bright	34.000	174	52Psi UMa	3.0040	4400.0	68	18993	No
224	GOM_NL__2PRFIN20051017_233658_000000332041_00402_18993_7715.N1	17-OCT-2005 23:36:58	Bright	33.000	96	68Del Leo	2.5600	9300.0	66	18993	No

### 3. Quality information per product

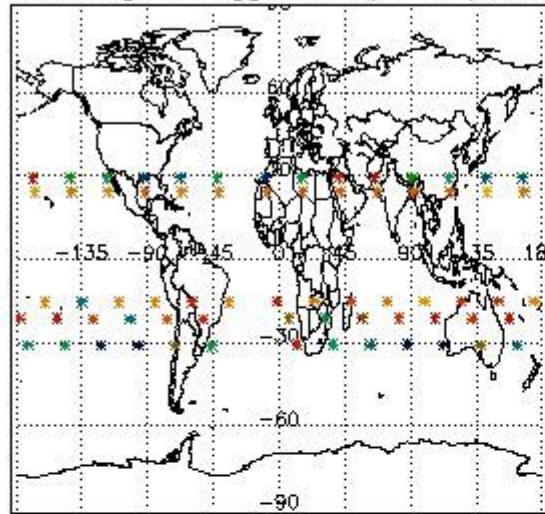
In this section it is plotted some information contained in the Quality Summary data set of the level 2 products. Only products in dark limb conditions and without errors (error flag in the MPH set to "0") are used.

#### 3.1 Plot quality information per product (time dependant)

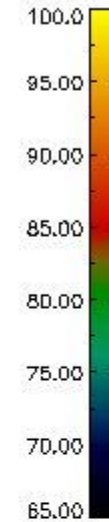
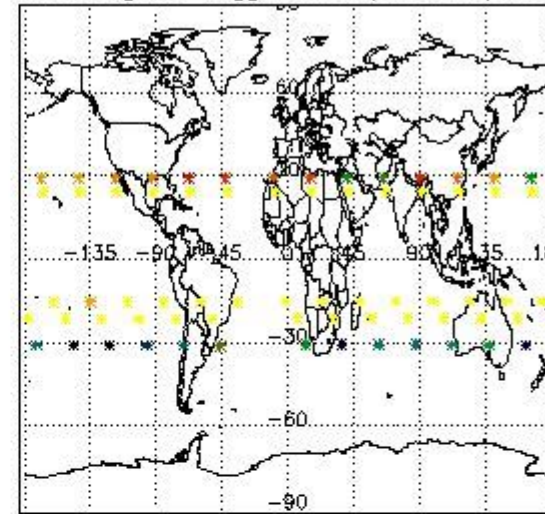


#### 3.2 Plot quality information per product (world map)


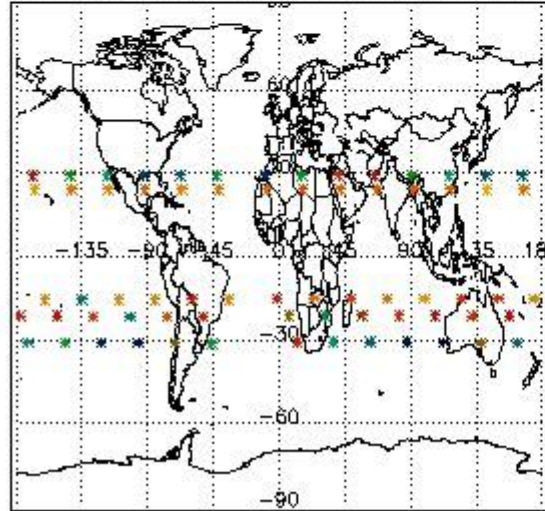
Percentage of flagged data per O3 profile



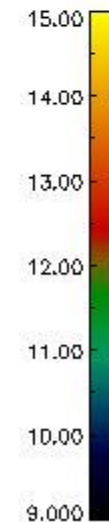
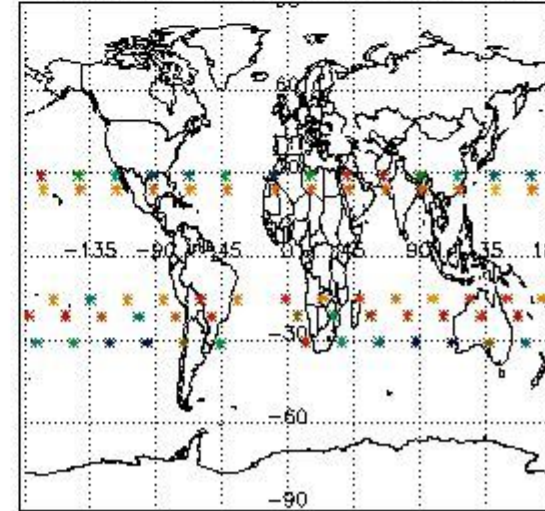
Percentage of flagged data per H2O profile



Percentage of flagged data per NO2 profile



Percentage of flagged data per NO3 profile



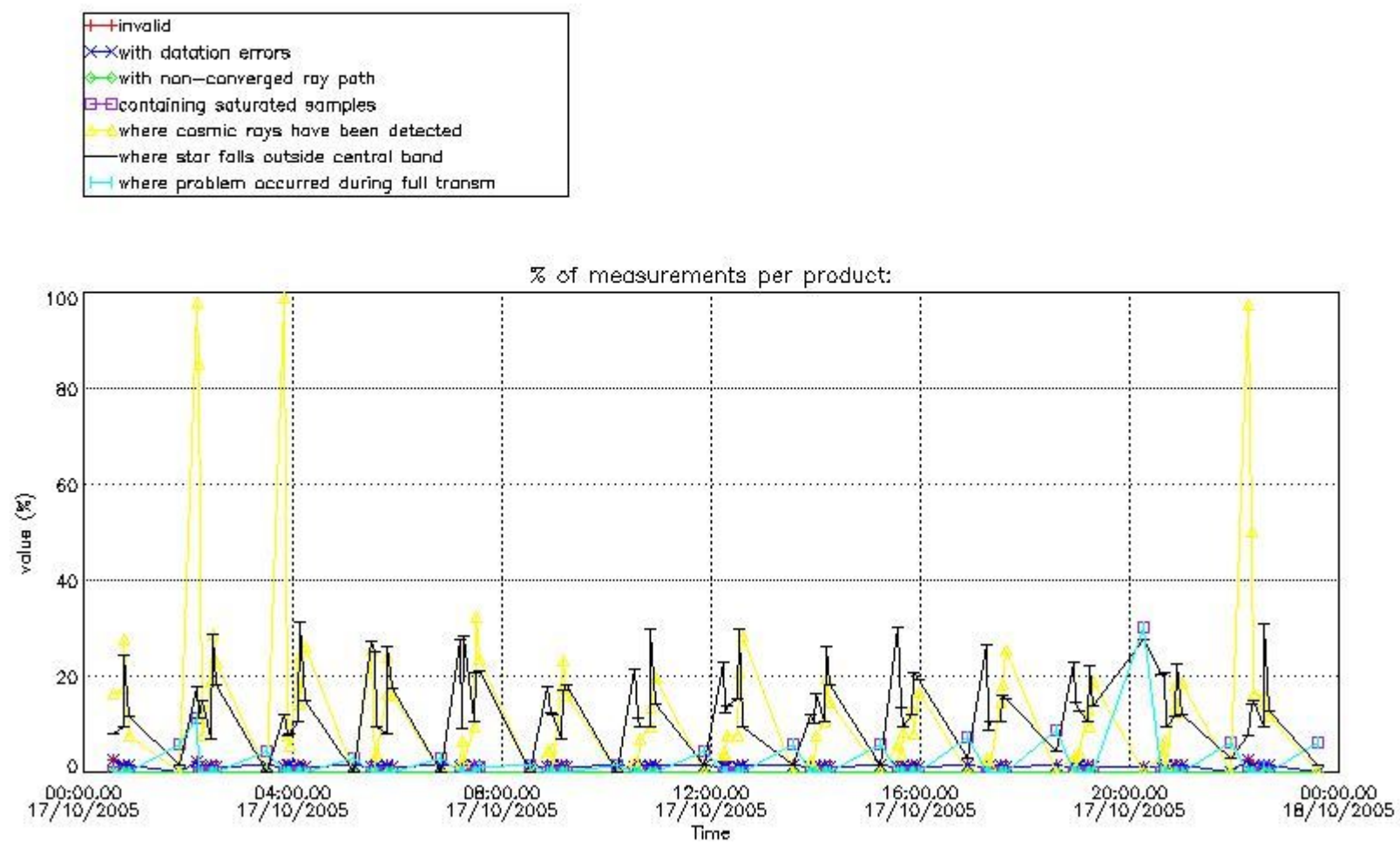
#### 4. Level 1 quality information per product

In this section it is plotted some information contained in the Quality Summary data set of the level 2 products that comes from the level 1b processing. Products without errors (error flag in the MPH set to "0") are used.

##### 4.1 Plot quality information per product (time dependant) coming from level 1b processing

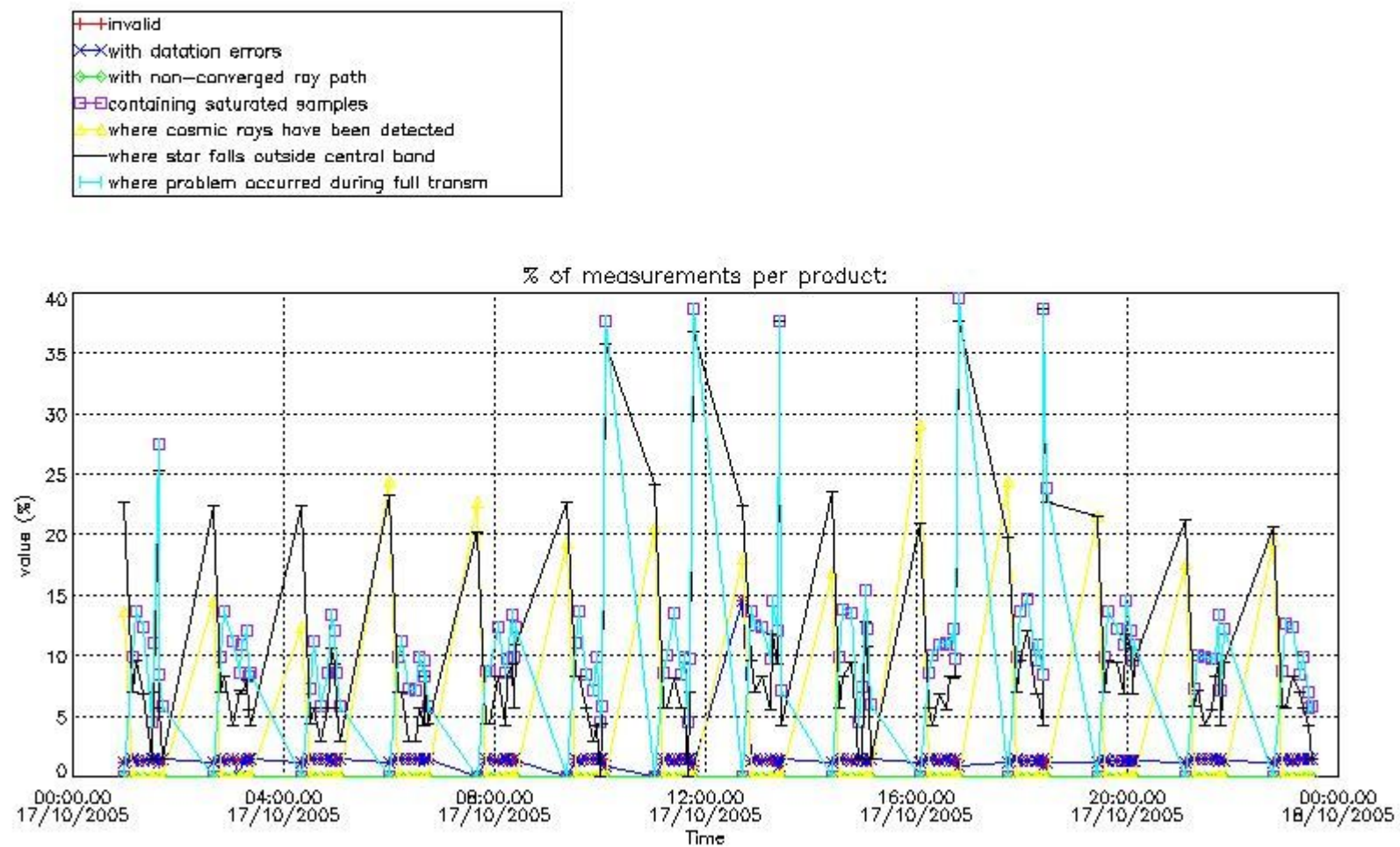
###### 4.1.1 Plot level 1 quality information per product (time dependant): ENVISAT ASCENDING passes





4.1.2 Plot level 1 quality information per product (time dependant): ENVI SAT DESCENDING passes

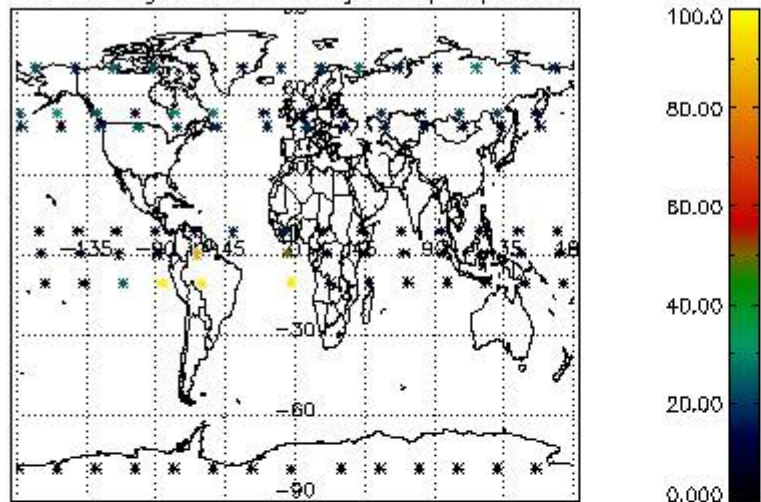




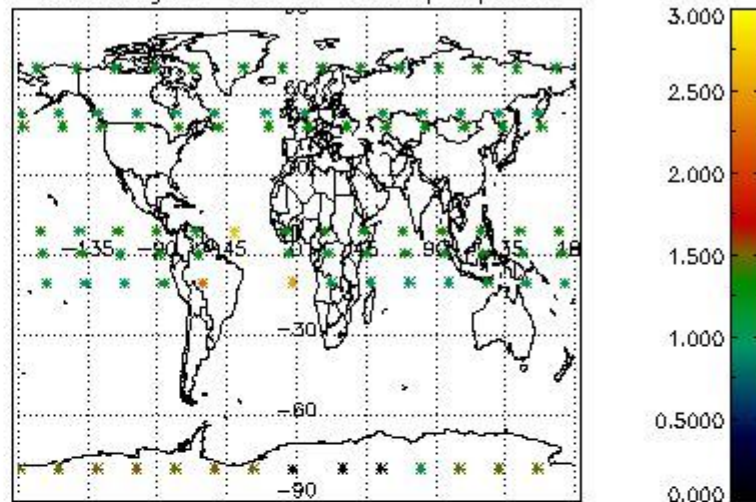
*4.2 Plot quality information per product coming from level 1b processing (world map)*

*4.2.1 Plot level 1 quality information per product (world map): ENVISAT ASCENDING passes*

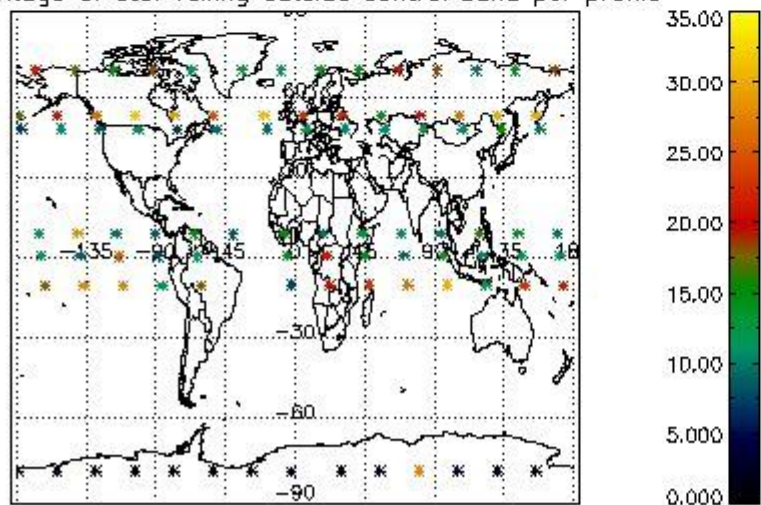
Percentage of cosmic ray hits per profile



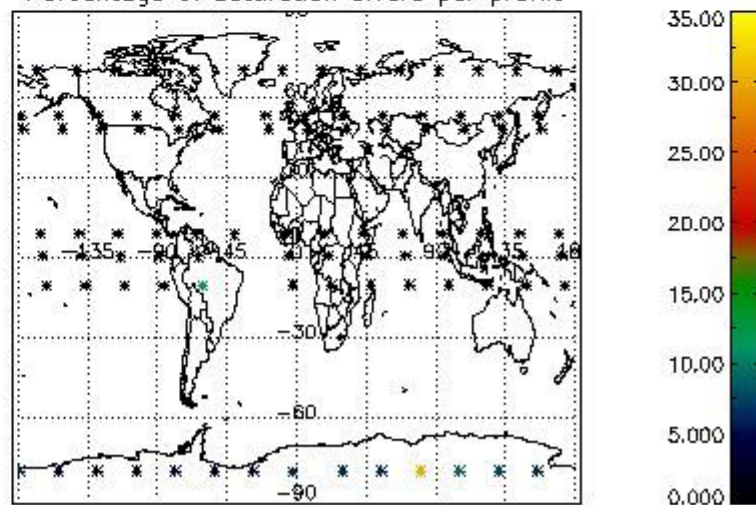
Percentage of datation errors per profile



Percentage of star falling outside central band per profile

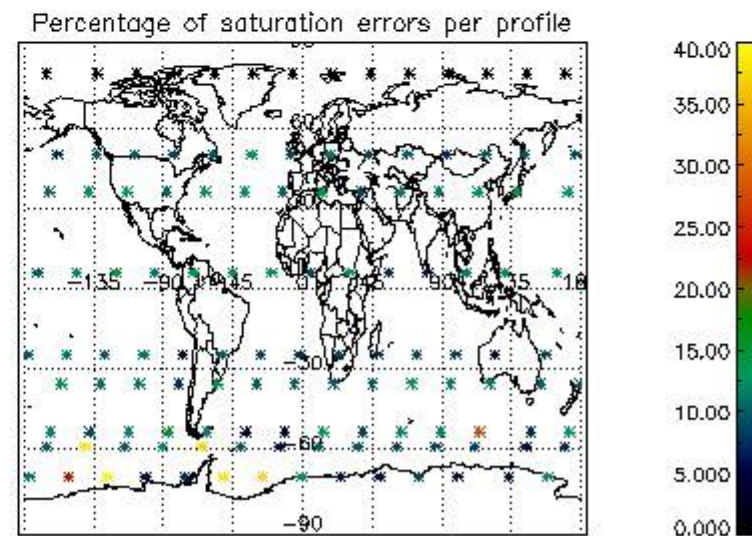
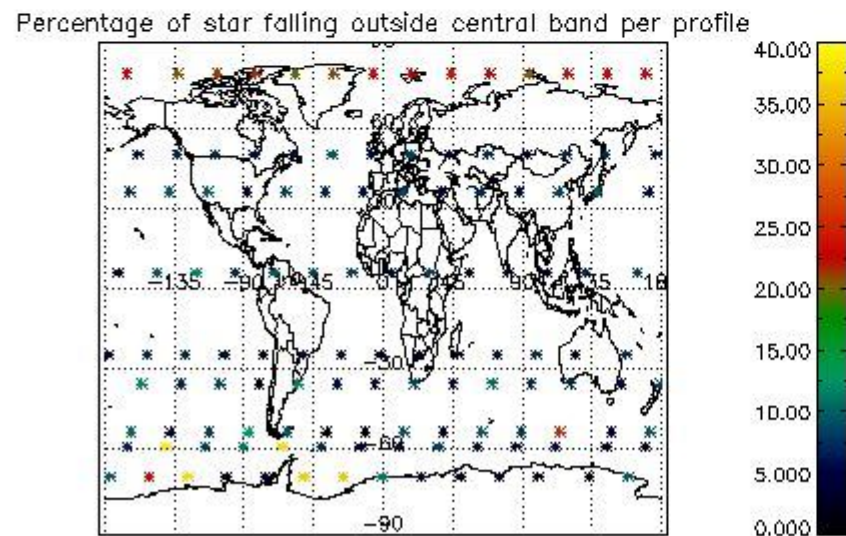
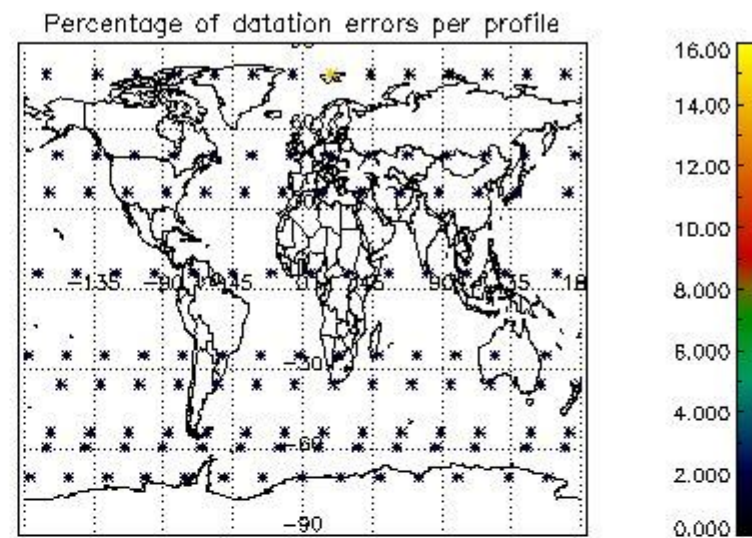
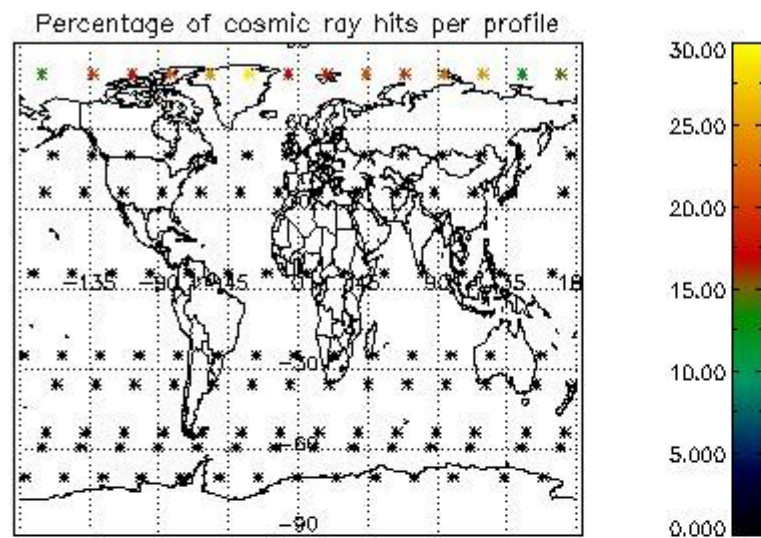


Percentage of saturation errors per profile



4.2.2 Plot level 1 quality information per product (world map): ENVISAT DESCENDING passes





## 5. Trace gas profiles

### 5.1 Ozone statistics based on quality of products

The final quality of the products can be "measured" using the STD (Standard Deviation) attached to every point profile. This information is written to the parameter GOM\_NL\_\_2P/NL\_LOCAL\_SPECIES\_DENSITY/o3\_std of the level 2 products. The table below shows the statistics for given STD ranges.

The statistics are given with respect to the overall valid production:

- Products without fatal errors: GOM\_NL\_\_2P/MPH/PRODUCT\_ERR=0
- Valid point profile: GOM\_NL\_\_2P/NL\_LOCAL\_SPECIES\_DENSITY/pcd(0)=0

The 'Criteria' is applied to valid points of dark limb products:

- Products in dark limb illumination condition: GOM\_NL\_\_2P/NL\_SUMMARY\_QUALITY/obs\_ill\_cond=0
- Products without fatal errors: GOM\_NL\_\_2P/MPH/PRODUCT\_ERR=0
- Valid point profile: GOM\_NL\_\_2P/NL\_LOCAL\_SPECIES\_DENSITY/pcd(0)=0

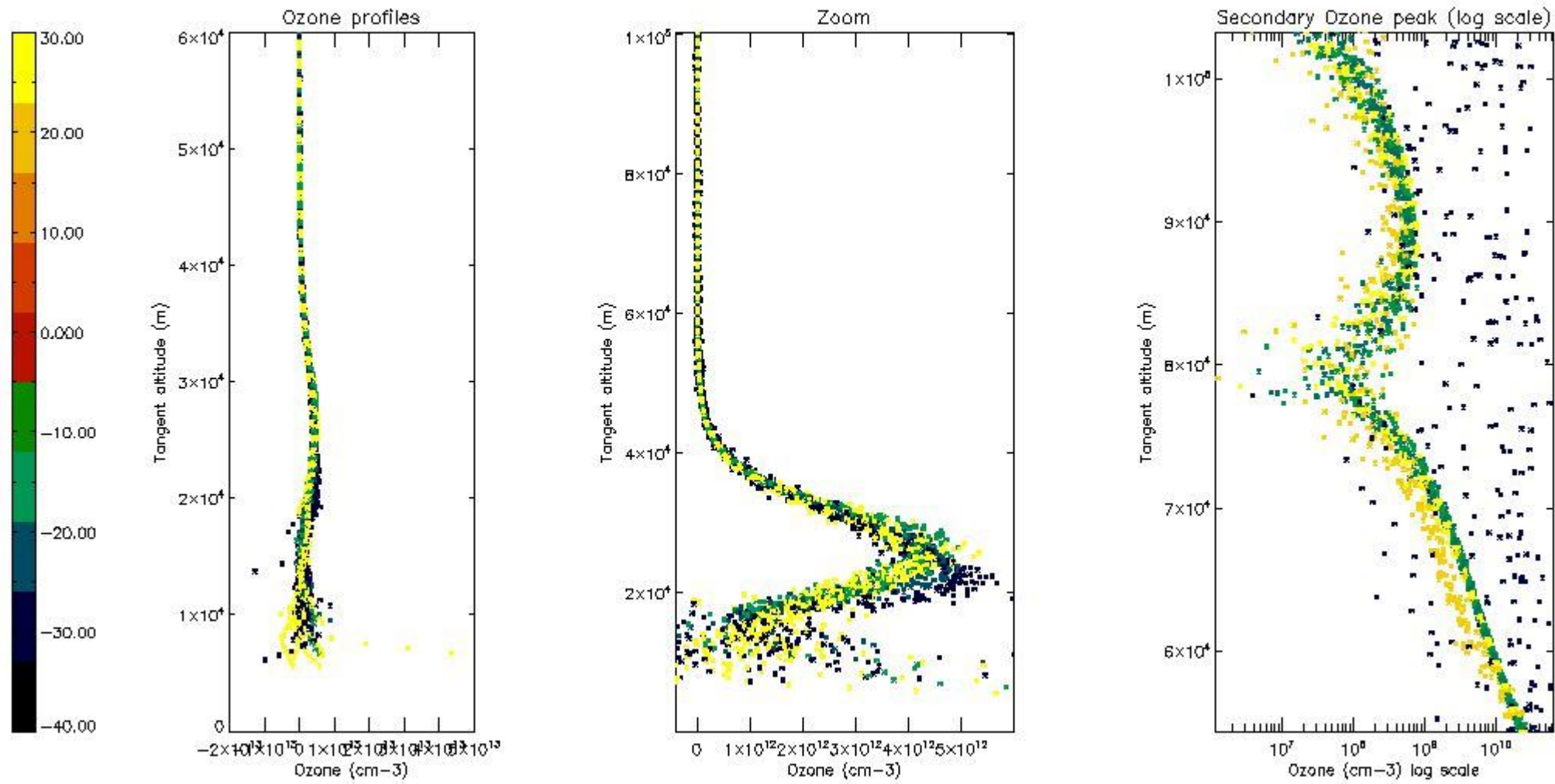
So, the table below shows the percentage of dark limb and valid observations for each criteria with respect to the overall valid daily observations.

Criteria	% of total production
All STD	34
STD < 20	20

STD < 10	15
STD < 5	9

5.2 Plot ozone profiles for all STD (dark without errors)

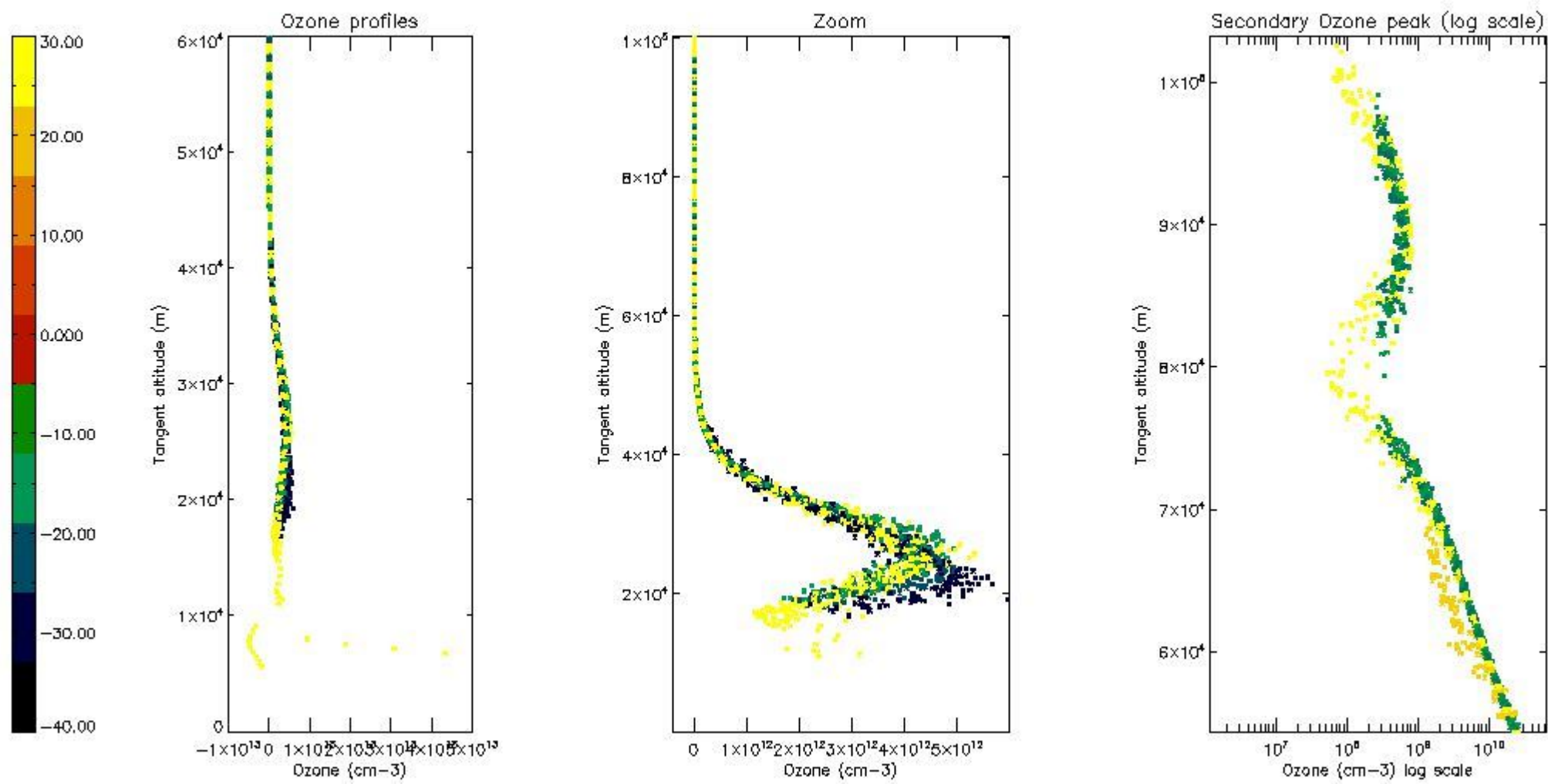
The colorbar represents the latitude.



5.3 Plot ozone profiles where STD < 20% (dark without errors)

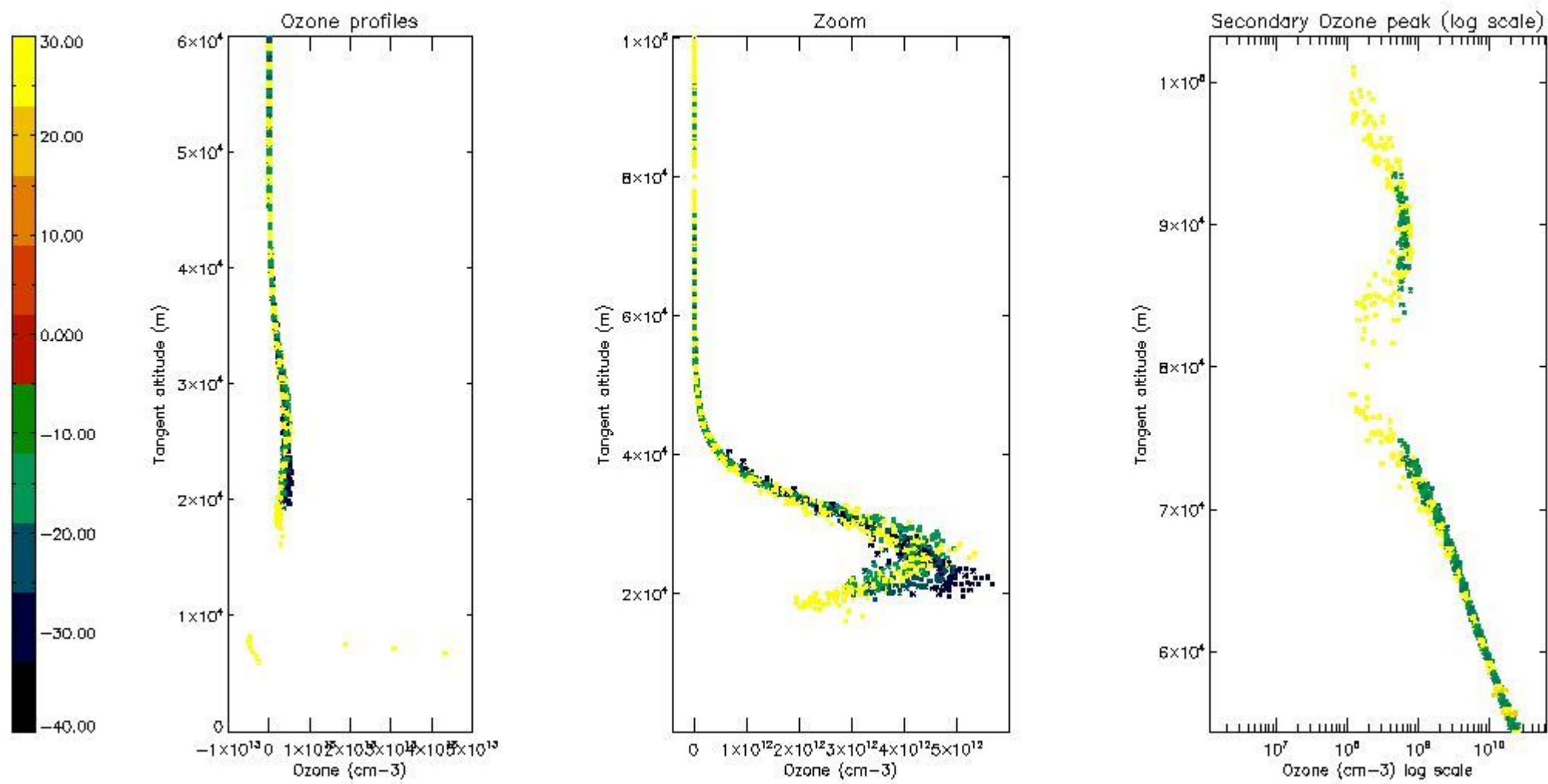
The colorbar represents the latitude.





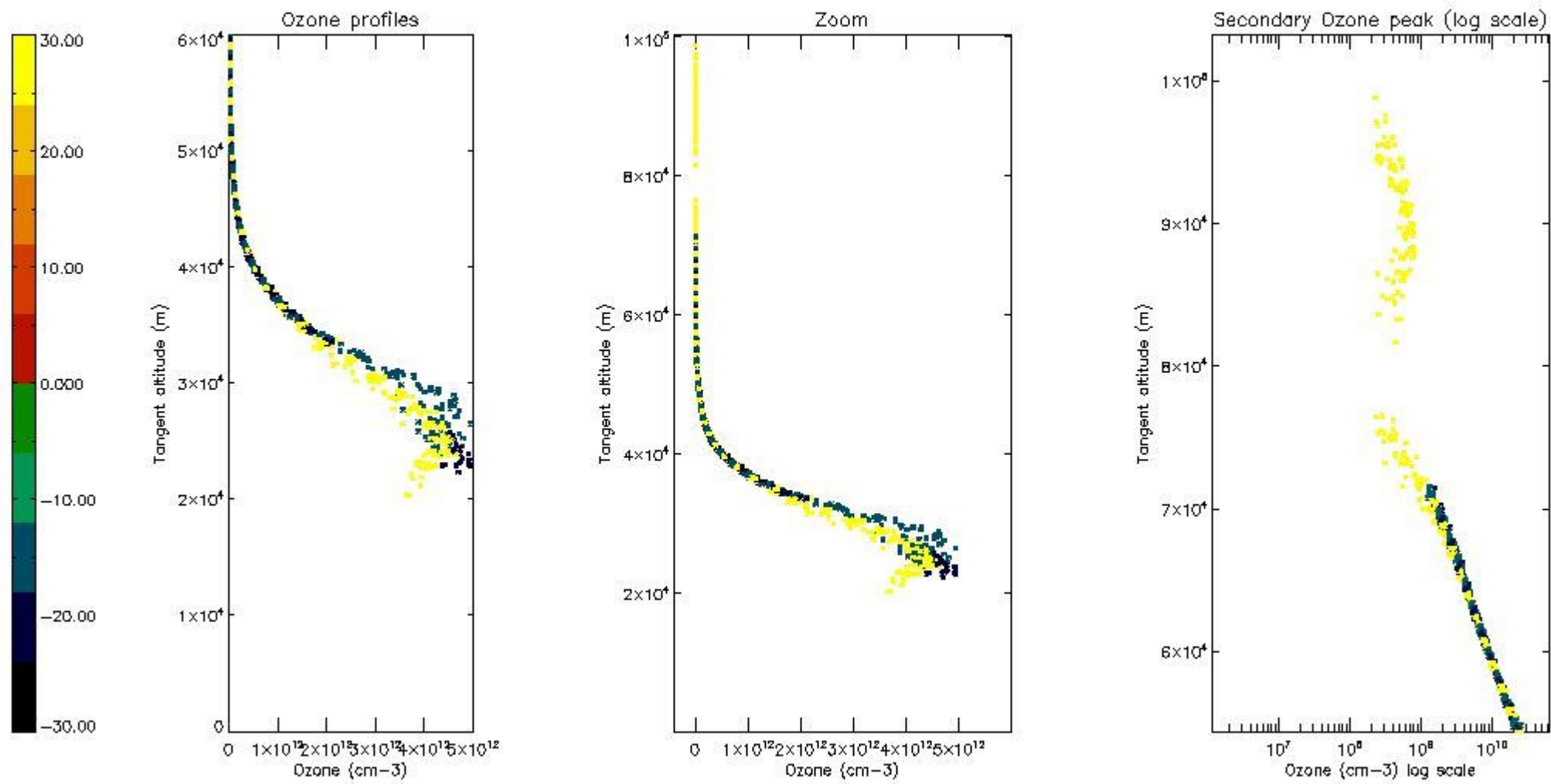
5.4 Plot ozone profiles where  $STD < 10\%$  (dark without errors)

The colorbar represents the latitude.



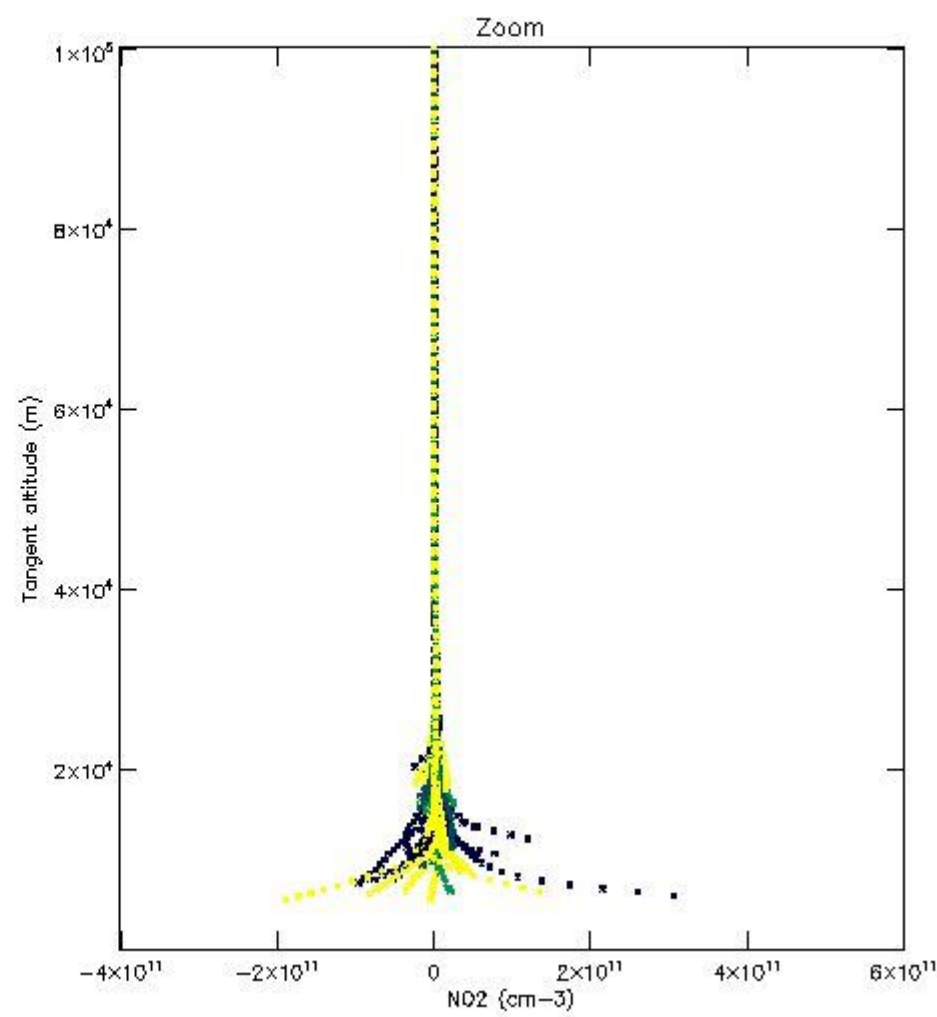
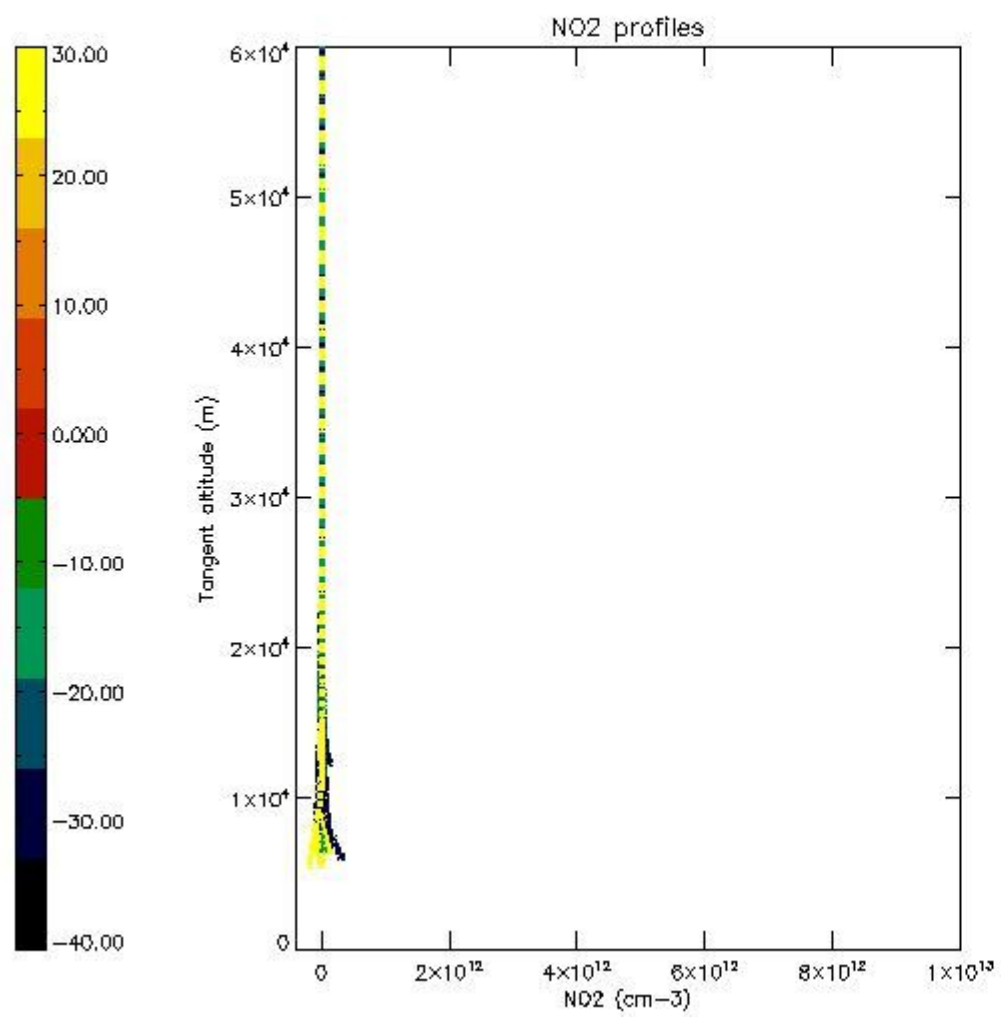
*5.5 Plot ozone profiles where STD < 5% (dark without errors)*

The colorbar represents the latitude.



*5.6 Plot NO<sub>2</sub> profiles for all STD (dark without errors)*

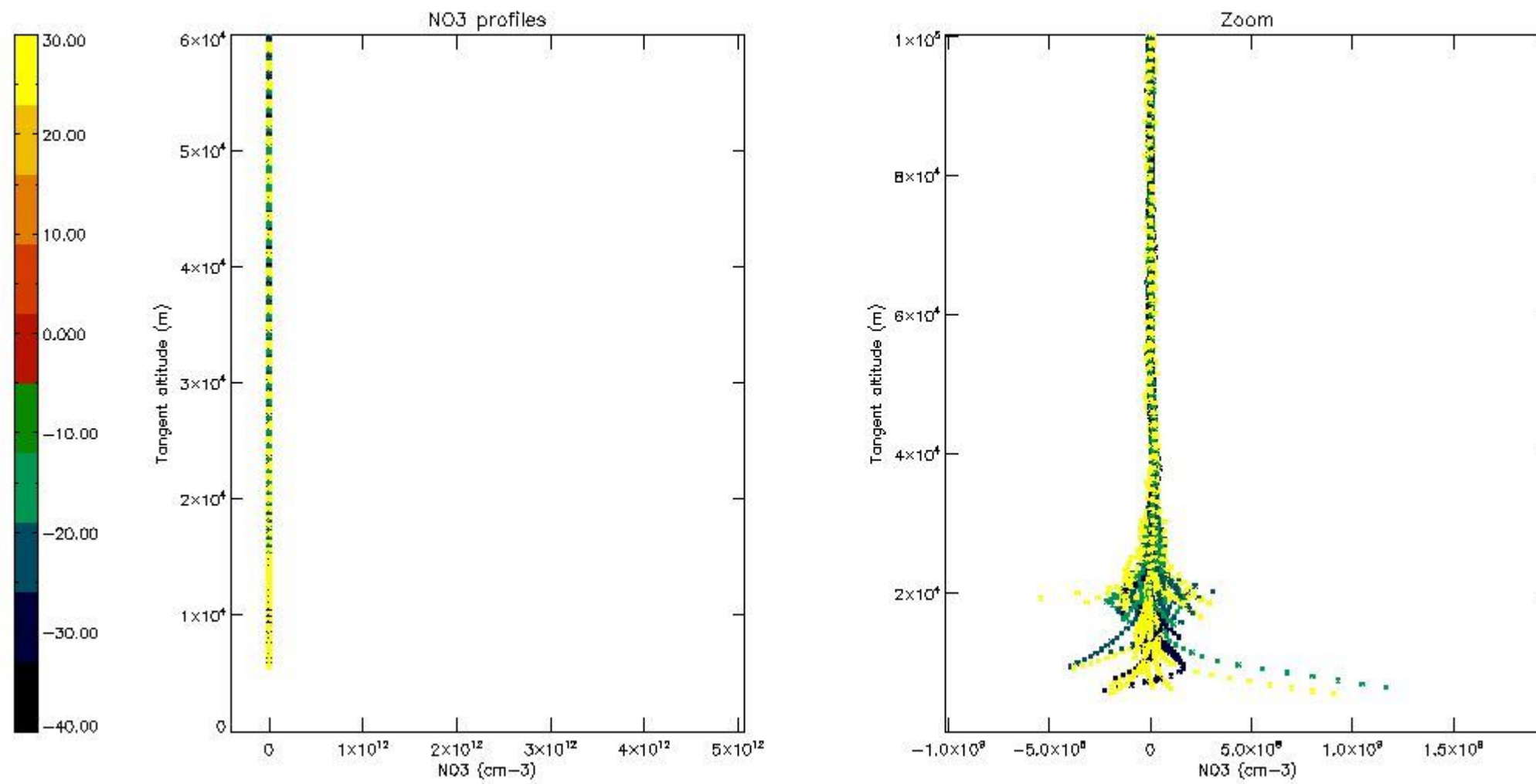
The colorbar represents the latitude.



*5.7 Plot NO3 profiles for all STD (dark without errors)*

The colorbar represents the latitude.





## 6. Auxiliary Data Files used for the production reported in section 2

The number reported in the third column indicates since which file (see list in section 2) the corresponding auxiliary file has been used. The fourth column is the date of those product files.

Type	Auxiliary Filename	Used since product	Used since product date
INST_PHYS_CHARACTERISTICS	GOM_INS_AXVIEC20091111_143220_20030716_120000_20500101_000000	1	17-OCT-2005 00:34:28
LEVEL-2_PROC_CONFIG	GOM_PR2_AXVIEC20091111_152718_20020301_000000_20500101_000000	1	17-OCT-2005 00:34:28
CROSS_SECTIONS_FILE	GOM_CRS_AXVIEC20091111_154832_20020301_000000_20500101_000000	1	17-OCT-2005 00:34:28

# GOMOS Level 2 Daily Report

## SUMMARY

### [1. General Info](#)

### [2. Summary of processed GOM\\_NL\\_2P products](#)

### [3. Level 2 Quality information per product](#)

#### [3.1 Plot of level 2 quality information per product \(time dependant\)](#)

#### [3.2 Plot of level 2 quality information per product \(world map\)](#)

### [4. Level 1 Quality information per product \(stored on level 2 products\)](#)

#### [4.1 Plot of level 1 quality information per product \(time dependant\)](#)

##### [4.1.1 Plot of level 1 quality information per product \(time dependant\): ASCENDING](#)

##### [4.1.2 Plot of level 1 quality information per product \(time dependant\): DESCENDING](#)

#### [4.2 Plot of level 1 quality information per product \(world map\)](#)

##### [4.2.1 Plot of level 1 quality information per product \(world map\): ASCENDING](#)

##### [4.2.2 Plot of level 1 quality information per product \(world map\): DESCENDING](#)

### [5. Ozone profiles based on quality statistics and other trace gas profiles](#)

#### [5.1 Ozone statistics based on quality of products](#)

#### [5.2 Plot ozone profiles for all STD \(dark without errors\)](#)

#### [5.3 Plot ozone profiles where STD < 20% \(dark without errors\)](#)

#### [5.4. Plot ozone profiles where STD < 10% \(dark without errors\)](#)

#### [5.5. Plot ozone profiles where STD < 5% \(dark without errors\)](#)

#### [5.6 Plot NO2 profiles for all STD \(dark without errors\)](#)

#### [5.7 Plot NO3 profiles for all STD \(dark without errors\)](#)

#### [5.8 Plot H2O profiles \(only for occultations of stars 1,2,3,4,13,14,16,26,63 dark without errors\) for all STD](#)

### [6. Auxiliary Data Files used for the production reported in section 2](#)

This report presents the daily analysis on parameters extracted from GOMOS level 2 data (GOM\_NL\_\_2P). It is intended to monitor some important parameters that will impact the quality of these products. A list of level 2 products (and content) that have arrived during the reporting day to the PCF is also given.

Item	Value
Time of report generation	18APR2013 11:54:22
Data source version	GOMOS/6.01
Start time of products	17-10-2005 (17OCT2005 00:00:00)
Stop time of products	18-10-2005 (18OCT2005 00:00:00)
Store outputs in DB	Yes
Nb of level 2 prods	224
Nb of prods with errors	2

## 2. Summary of processed GOM\_NL\_\_2P products.

Nr	Filename	UTC Start time	Limb	Duration	Star Id	Star Name	Star Mag	Star Temp	Nb Meas	Orbit	Prod. error
1	GOM_NL__2PRFIN20051017_003428_000000372041_00389_18980_7661.N1	17-OCT-2005 00:34:28	Dark	37.000	29	Bet Car	1.6720	10200.	74	18980	No
2	GOM_NL__2PRFIN20051017_004532_000000382041_00389_18980_7662.N1	17-OCT-2005 00:45:32	Dark	37.500	143	Alp Hyi	2.8570	7200.0	75	18980	No
3	GOM_NL__2PRFIN20051017_004658_000000452041_00389_18980_7663.N1	17-OCT-2005 00:46:58	Dark	45.000	9	Alp Eri	0.45300	24000.	90	18980	No
4	GOM_NL__2PRFIN20051017_005157_000000392041_00389_18980_7664.N1	17-OCT-2005 00:51:57	Straylight	38.500	84	Alp Phe	2.3970	4500.0	77	18980	No
5	GOM_NL__2PRFIN20051017_005832_000000442041_00389_18980_7665.N1	17-OCT-2005 00:58:32	Straylight	44.000	52	16Bet Cet	2.0370	4500.0	88	18980	No
6	GOM_NL__2PRFIN20051017_010809_000000362041_00389_18980_7666.N1	17-OCT-2005 01:08:09	Bright	35.500	140	88Gam Peg	2.8340	26000.	71	18980	No
7	GOM_NL__2PRFIN20051017_011206_000000372041_00389_18980_7667.N1	17-OCT-2005 01:12:06	Bright	36.500	58	21Alp And	2.0730	11000.	73	18980	No
8	GOM_NL__2PRFIN20051017_012036_000000372041_00389_18980_7668.N1	17-OCT-2005 01:20:36	Bright	36.500	74	11Bet Cas	2.2680	6600.0	73	18980	No
9	GOM_NL__2PRFIN20051017_012305_00000012041_00389_18980_7669.N1	17-OCT-2005 01:23:05	Dark	1.0000	89	5Alp Cep	2.4510	8000.0	2	18980	Yes
10	GOM_NL__2PRFIN20051017_012908_000000342041_00389_18980_7670.N1	17-OCT-2005 01:29:08	Bright	33.500	49	1Alp UMi	1.9900	6300.0	67	18980	No
11	GOM_NL__2PRFIN20051017_013212_000000362041_00389_18980_7671.N1	17-OCT-2005 01:32:12	Bright	36.000	60	7Bet UMi	2.0810	3950.0	72	18980	No
12	GOM_NL__2PRFIN20051017_013722_000000462041_00389_18980_7672.N1	17-OCT-2005 01:37:22	Bright	45.500	36	50Alp UMa	1.8000	6300.0	91	18980	No
13	GOM_NL__2PRFIN20051017_013856_000000362041_00389_18980_7673.N1	17-OCT-2005 01:38:56	Bright	35.500	82	48Bet UMa	2.3650	10600.	71	18980	No
14	GOM_NL__2PRFIN20051017_014220_000000342041_00389_18980_7674.N1	17-OCT-2005 01:42:20	Bright	34.000	174	52Psi UMa	3.0040	4400.0	68	18980	No
15	GOM_NL__2PRFIN20051017_014908_000000342041_00389_18980_7675.N1	17-OCT-2005 01:49:08	Bright	33.500	96	68Del Leo	2.5600	9300.0	67	18980	No
16	GOM_NL__2PRFIN20051017_020940_000000452041_00389_18980_7676.N1	17-OCT-2005 02:09:40	Dark	45.000	65	Lam Vel	2.2040	4400.0	90	18980	No
17	GOM_NL__2PRFIN20051017_021245_000000402041_00390_18981_7681.N1	17-OCT-2005 02:12:45	Dark	40.000	46	Del Vel	1.9540	10600.	80	18981	No
18	GOM_NL__2PRFIN20051017_021504_000000402041_00390_18981_7682.N1	17-OCT-2005 02:15:04	Dark	40.000	29	Bet Car	1.6720	10200.	80	18981	No
19	GOM_NL__2PRFIN20051017_022608_000000372041_00390_18981_7683.N1	17-OCT-2005 02:26:08	Dark	37.000	143	Alp Hyi	2.8570	7200.0	74	18981	No
20	GOM_NL__2PRFIN20051017_022734_000000492041_00390_18981_7684.N1	17-OCT-2005 02:27:34	Dark	48.500	9	Alp Eri	0.45300	24000.	97	18981	No
21	GOM_NL__2PRFIN20051017_023233_000000422041_00390_18981_7685.N1	17-OCT-2005 02:32:33	Straylight	41.500	84	Alp Phe	2.3970	4500.0	83	18981	No
22	GOM_NL__2PRFIN20051017_023908_000000452041_00390_18981_7686.N1	17-OCT-2005 02:39:08	Straylight	44.500	52	16Bet Cet	2.0370	4500.0	89	18981	No
23	GOM_NL__2PRFIN20051017_024845_000000362041_00390_18981_7687.N1	17-OCT-2005 02:48:45	Bright	35.500	140	88Gam Peg	2.8340	26000.	71	18981	No
24	GOM_NL__2PRFIN20051017_025242_000000372041_00390_18981_7688.N1	17-OCT-2005 02:52:42	Bright	36.500	58	21Alp And	2.0730	11000.	73	18981	No
25	GOM_NL__2PRFIN20051017_030112_000000362041_00390_18981_7689.N1	17-OCT-2005 03:01:12	Bright	35.500	74	11Bet Cas	2.2680	6600.0	71	18981	No
26	GOM_NL__2PRFIN20051017_030341_00000012041_00390_18981_7690.N1	17-OCT-2005 03:03:41	Dark	1.0000	89	5Alp Cep	2.4510	8000.0	2	18981	Yes
27	GOM_NL__2PRFIN20051017_030944_000000352041_00390_18981_7691.N1	17-OCT-2005 03:09:44	Bright	35.000	49	1Alp UMi	1.9900	6300.0	70	18981	No
28	GOM_NL__2PRFIN20051017_031249_000000372041_00390_18981_7692.N1	17-OCT-2005 03:12:49	Bright	36.500	60	7Bet UMi	2.0810	3950.0	73	18981	No
29	GOM_NL__2PRFIN20051017_031758_000000382041_00390_18981_7693.N1	17-OCT-2005 03:17:58	Bright	37.500	36	50Alp UMa	1.8000	6300.0	75	18981	No
30	GOM_NL__2PRFIN20051017_031932_000000362041_00390_18981_7694.N1	17-OCT-2005 03:19:32	Bright	36.000	82	48Bet UMa	2.3650	10600.	72	18981	No
31	GOM_NL__2PRFIN20051017_032256_000000352041_00390_18981_7695.N1	17-OCT-2005 03:22:56	Bright	35.000	174	52Psi UMa	3.0040	4400.0	70	18981	No
32	GOM_NL__2PRFIN20051017_032944_000000342041_00390_18981_7696.N1	17-OCT-2005 03:29:44	Bright	33.500	96	68Del Leo	2.5600	9300.0	67	18981	No
33	GOM_NL__2PRFIN20051017_035017_000000422041_00390_18981_7697.N1	17-OCT-2005 03:50:17	Dark	42.000	65	Lam Vel	2.2040	4400.0	84	18981	No
34	GOM_NL__2PRFIN20051017_035322_000000392041_00391_18982_7681.N1	17-OCT-2005 03:53:22	Dark	38.500	46	Del Vel	1.9540	10600.	77	18982	No
35	GOM_NL__2PRFIN20051017_035541_000000372041_00391_18982_7682.N1	17-OCT-2005 03:55:41	Dark	37.000	29	Bet Car	1.6720	10200.	74	18982	No
36	GOM_NL__2PRFIN20051017_040644_000000382041_00391_18982_7683.N1	17-OCT-2005 04:06:44	Dark	38.000	143	Alp Hyi	2.8570	7200.0	76	18982	No
37	GOM_NL__2PRFIN20051017_040810_000000502041_00391_18982_7684.N1	17-OCT-2005 04:08:10	Dark	49.500	9	Alp Eri	0.45300	24000.	99	18982	No
38	GOM_NL__2PRFIN20051017_041309_000000402041_00391_18982_7685.N1	17-OCT-2005 04:13:09	Straylight	40.000	84	Alp Phe	2.3970	4500.0	80	18982	No
39	GOM_NL__2PRFIN20051017_041944_000000452041_00391_18982_7686.N1	17-OCT-2005 04:19:44	Straylight	44.500	52	16Bet Cet	2.0370	4500.0	89	18982	No
40	GOM_NL__2PRFIN20051017_042921_000000352041_00391_18982_7687.N1	17-OCT-2005 04:29:21	Bright	34.500	140	88Gam Peg	2.8340	26000.	69	18982	No
41	GOM_NL__2PRFIN20051017_043318_000000362041_00391_18982_7688.N1	17-OCT-2005 04:33:18	Bright	35.500	58	21Alp And	2.0730	11000.	71	18982	No
42	GOM_NL__2PRFIN20051017_044148_000000352041_00391_18982_7689.N1	17-OCT-2005 04:41:48	Bright	34.500	74	11Bet Cas	2.2680	6600.0	69	18982	No

43	GOM_NL__2PRFIN20051017_045020_000000352041_00391_18982_7690.N1	17-OCT-2005 04:50:20	Bright	35.000	49	1Alp UMi	1.9900	6300.0	70	18982	No
44	GOM_NL__2PRFIN20051017_045325_000000382041_00391_18982_7691.N1	17-OCT-2005 04:53:25	Bright	37.500	60	7Bet UMi	2.0810	3950.0	75	18982	No
45	GOM_NL__2PRFIN20051017_045834_000000382041_00391_18982_7692.N1	17-OCT-2005 04:58:34	Bright	37.500	36	50Alp UMa	1.8000	6300.0	75	18982	No
46	GOM_NL__2PRFIN20051017_050008_000000352041_00391_18982_7693.N1	17-OCT-2005 05:00:08	Bright	35.000	82	48Bet UMa	2.3650	10600.	70	18982	No
47	GOM_NL__2PRFIN20051017_050333_000000342041_00391_18982_7694.N1	17-OCT-2005 05:03:33	Bright	34.000	174	52Psi UMa	3.0040	4400.0	68	18982	No
48	GOM_NL__2PRFIN20051017_051020_000000332041_00391_18982_7695.N1	17-OCT-2005 05:10:20	Bright	33.000	96	68Del Leo	2.5600	9300.0	66	18982	No
49	GOM_NL__2PRFIN20051017_053053_000000512041_00391_18982_7696.N1	17-OCT-2005 05:30:53	Dark	51.000	65	Lam Vel	2.2040	4400.0	102	18982	No
50	GOM_NL__2PRFIN20051017_053358_000000482041_00392_18983_7681.N1	17-OCT-2005 05:33:58	Dark	47.500	46	Del Vel	1.9540	10600.	95	18983	No
51	GOM_NL__2PRFIN20051017_053617_000000372041_00392_18983_7682.N1	17-OCT-2005 05:36:17	Dark	37.000	29	Bet Car	1.6720	10200.	74	18983	No
52	GOM_NL__2PRFIN20051017_054720_000000372041_00392_18983_7683.N1	17-OCT-2005 05:47:20	Dark	37.000	143	Alp Hyi	2.8570	7200.0	74	18983	No
53	GOM_NL__2PRFIN20051017_054846_000000462041_00392_18983_7684.N1	17-OCT-2005 05:48:46	Dark	46.000	9	Alp Eri	0.45300	24000.	92	18983	No
54	GOM_NL__2PRFIN20051017_055346_000000412041_00392_18983_7685.N1	17-OCT-2005 05:53:46	Straylight	40.500	84	Alp Phe	2.3970	4500.0	81	18983	No
55	GOM_NL__2PRFIN20051017_060021_000000452041_00392_18983_7686.N1	17-OCT-2005 06:00:21	Straylight	45.000	52	16Bet Cet	2.0370	4500.0	90	18983	No
56	GOM_NL__2PRFIN20051017_060957_000000362041_00392_18983_7687.N1	17-OCT-2005 06:09:57	Bright	35.500	140	88Gam Peg	2.8340	26000.	71	18983	No
57	GOM_NL__2PRFIN20051017_061354_000000362041_00392_18983_7688.N1	17-OCT-2005 06:13:54	Bright	35.500	58	21Alp And	2.0730	11000.	71	18983	No
58	GOM_NL__2PRFIN20051017_062224_000000352041_00392_18983_7689.N1	17-OCT-2005 06:22:24	Bright	34.500	74	11Bet Cas	2.2680	6600.0	69	18983	No
59	GOM_NL__2PRFIN20051017_063056_000000352041_00392_18983_7690.N1	17-OCT-2005 06:30:56	Bright	35.000	49	1Alp UMi	1.9900	6300.0	70	18983	No
60	GOM_NL__2PRFIN20051017_063401_000000362041_00392_18983_7691.N1	17-OCT-2005 06:34:01	Bright	35.500	60	7Bet UMi	2.0810	3950.0	71	18983	No
61	GOM_NL__2PRFIN20051017_063910_000000362041_00392_18983_7692.N1	17-OCT-2005 06:39:10	Bright	36.000	36	50Alp UMa	1.8000	6300.0	72	18983	No
62	GOM_NL__2PRFIN20051017_064044_000000372041_00392_18983_7693.N1	17-OCT-2005 06:40:44	Bright	36.500	82	48Bet UMa	2.3650	10600.	73	18983	No
63	GOM_NL__2PRFIN20051017_064409_000000342041_00392_18983_7694.N1	17-OCT-2005 06:44:09	Bright	34.000	174	52Psi UMa	3.0040	4400.0	68	18983	No
64	GOM_NL__2PRFIN20051017_065057_000000342041_00392_18983_7695.N1	17-OCT-2005 06:50:57	Bright	33.500	96	68Del Leo	2.5600	9300.0	67	18983	No
65	GOM_NL__2PRFIN20051017_071130_000000512041_00392_18983_7696.N1	17-OCT-2005 07:11:30	Dark	50.500	65	Lam Vel	2.2040	4400.0	101	18983	No
66	GOM_NL__2PRFIN20051017_071435_000000392041_00393_18984_7681.N1	17-OCT-2005 07:14:35	Dark	39.000	46	Del Vel	1.9540	10600.	78	18984	No
67	GOM_NL__2PRFIN20051017_071653_000000482041_00393_18984_7682.N1	17-OCT-2005 07:16:53	Dark	47.500	29	Bet Car	1.6720	10200.	95	18984	No
68	GOM_NL__2PRFIN20051017_072757_000000382041_00393_18984_7683.N1	17-OCT-2005 07:27:57	Dark	37.500	143	Alp Hyi	2.8570	7200.0	75	18984	No
69	GOM_NL__2PRFIN20051017_072923_000000442041_00393_18984_7684.N1	17-OCT-2005 07:29:23	Dark	43.500	9	Alp Eri	0.45300	24000.	87	18984	No
70	GOM_NL__2PRFIN20051017_073422_000000432041_00393_18984_7685.N1	17-OCT-2005 07:34:22	Straylight	42.500	84	Alp Phe	2.3970	4500.0	85	18984	No
71	GOM_NL__2PRFIN20051017_074057_000000422041_00393_18984_7686.N1	17-OCT-2005 07:40:57	Straylight	42.000	52	16Bet Cet	2.0370	4500.0	84	18984	No
72	GOM_NL__2PRFIN20051017_075033_000000352041_00393_18984_7687.N1	17-OCT-2005 07:50:33	Bright	34.500	140	88Gam Peg	2.8340	26000.	69	18984	No
73	GOM_NL__2PRFIN20051017_075430_000000352041_00393_18984_7688.N1	17-OCT-2005 07:54:30	Bright	34.500	58	21Alp And	2.0730	11000.	69	18984	No
74	GOM_NL__2PRFIN20051017_080300_000000372041_00393_18984_7689.N1	17-OCT-2005 08:03:00	Bright	36.500	74	11Bet Cas	2.2680	6600.0	73	18984	No
75	GOM_NL__2PRFIN20051017_081132_000000352041_00393_18984_7690.N1	17-OCT-2005 08:11:32	Bright	35.000	49	1Alp UMi	1.9900	6300.0	70	18984	No
76	GOM_NL__2PRFIN20051017_081437_000000362041_00393_18984_7691.N1	17-OCT-2005 08:14:37	Bright	36.000	60	7Bet UMi	2.0810	3950.0	72	18984	No
77	GOM_NL__2PRFIN20051017_081946_000000382041_00393_18984_7692.N1	17-OCT-2005 08:19:46	Bright	37.500	36	50Alp UMa	1.8000	6300.0	75	18984	No
78	GOM_NL__2PRFIN20051017_082120_000000362041_00393_18984_7693.N1	17-OCT-2005 08:21:20	Bright	35.500	82	48Bet UMa	2.3650	10600.	71	18984	No
79	GOM_NL__2PRFIN20051017_082445_000000372041_00393_18984_7694.N1	17-OCT-2005 08:24:45	Bright	36.500	174	52Psi UMa	3.0040	4400.0	73	18984	No
80	GOM_NL__2PRFIN20051017_083133_000000332041_00393_18984_7695.N1	17-OCT-2005 08:31:33	Bright	33.000	96	68Del Leo	2.5600	9300.0	66	18984	No
81	GOM_NL__2PRFIN20051017_085206_000000452041_00393_18984_7696.N1	17-OCT-2005 08:52:06	Dark	45.000	65	Lam Vel	2.2040	4400.0	90	18984	No
82	GOM_NL__2PRFIN20051017_085511_000000412041_00394_18985_7681.N1	17-OCT-2005 08:55:11	Dark	40.500	46	Del Vel	1.9540	10600.	81	18985	No
83	GOM_NL__2PRFIN20051017_085730_000000372041_00394_18985_7682.N1	17-OCT-2005 08:57:30	Dark	37.000	29	Bet Car	1.6720	10200.	74	18985	No
84	GOM_NL__2PRFIN20051017_090833_000000372041_00394_18985_7683.N1	17-OCT-2005 09:08:33	Dark	36.500	143	Alp Hyi	2.8570	7200.0	73	18985	No
85	GOM_NL__2PRFIN20051017_090959_000000412041_00394_18985_7684.N1	17-OCT-2005 09:09:59	Dark	41.000	9	Alp Eri	0.45300	24000.	82	18985	No
86	GOM_NL__2PRFIN20051017_091458_000000412041_00394_18985_7685.N1	17-OCT-2005 09:14:58	Straylight	41.000	84	Alp Phe	2.3970	4500.0	82	18985	No
87	GOM_NL__2PRFIN20051017_092133_000000442041_00394_18985_7686.N1	17-OCT-2005 09:21:33	Straylight	44.000	52	16Bet Cet	2.0370	4500.0	88	18985	No
88	GOM_NL__2PRFIN20051017_093109_000000362041_00394_18985_7687.N1	17-OCT-2005 09:31:09	Bright	36.000	140	88Gam Peg	2.8340	26000.	72	18985	No
89	GOM_NL__2PRFIN20051017_093505_000000372041_00394_18985_7688.N1	17-OCT-2005 09:35:05	Bright	36.500	58	21Alp And	2.0730	11000.	73	18985	No
90	GOM_NL__2PRFIN20051017_094336_000000362041_00394_18985_7689.N1	17-OCT-2005 09:43:36	Bright	35.500	74	11Bet Cas	2.2680	6600.0	71	18985	No
91	GOM_NL__2PRFIN20051017_095208_000000352041_00394_18985_7690.N1	17-OCT-2005 09:52:08	Bright	35.000	49	1Alp UMi	1.9900	6300.0	70	18985	No
92	GOM_NL__2PRFIN20051017_095513_000000362041_00394_18985_7691.N1	17-OCT-2005 09:55:13	Bright	35.500	60	7Bet UMi	2.0810	3950.0	71	18985	No
93	GOM_NL__2PRFIN20051017_100022_000000342041_00394_18985_7692.N1	17-OCT-2005 10:00:22	Bright	33.500	36	50Alp UMa	1.8000	6300.0	67	18985	No
94	GOM_NL__2PRFIN20051017_100156_000000352041_00394_18985_7693.N1	17-OCT-2005 10:01:56	Bright	34.500	82	48Bet UMa	2.3650	10600.	69	18985	No
95	GOM_NL__2PRFIN20051017_100521_000000532041_00394_18985_7694.N1	17-OCT-2005 10:05:21	Bright	53.000	174	52Psi UMa	3.0040	4400.0	106	18985	No
96	GOM_NL__2PRFIN20051017_101209_000000332041_00394_18985_7695.N1	17-OCT-2005 10:12:09	Bright	33.000	96	68Del Leo	2.5600	9300.0	66	18985	No
97	GOM_NL__2PRFIN20051017_103243_000000472041_00394_18985_7696.N1	17-OCT-2005 10:32:43	Dark	47.000	65	Lam Vel	2.2040	4400.0	94	18985	No
98	GOM_NL__2PRFIN20051017_103548_000000402041_00395_18986_7681.N1	17-OCT-2005 10:35:48	Dark	40.000	46	Del Vel	1.9540	10600.	80	18986	No
99	GOM_NL__2PRFIN20051017_103806_000000372041_00395_18986_7682.N1	17-OCT-2005 10:38:06	Dark	37.000	29	Bet Car	1.6720	10200.	74	18986	No
100	GOM_NL__2PRFIN20051017_104909_000000382041_00395_18986_7683.N1	17-OCT-2005 10:49:09	Dark	37.500	143	Alp Hyi	2.8570	7200.0	75	18986	No
101	GOM_NL__2PRFIN20051017_105035_000000492041_00395_18986_7684.N1	17-OCT-2005 10:50:35	Dark	48.500	9	Alp Eri	0.45300	24000.	97	18986	No



102	GOM_NL__2PRFIN20051017_105534_000000392041_00395_18986_7685.N1	17-OCT-2005 10:55:34	Straylight	38.500	84	Alp Phe	2.3970	4500.0	77	18986	No
103	GOM_NL__2PRFIN20051017_110209_000000442041_00395_18986_7686.N1	17-OCT-2005 11:02:09	Straylight	43.500	52	16Bet Cet	2.0370	4500.0	87	18986	No
104	GOM_NL__2PRFIN20051017_111145_000000352041_00395_18986_7687.N1	17-OCT-2005 11:11:45	Bright	35.000	140	88Gam Peg	2.8340	26000.	70	18986	No
105	GOM_NL__2PRFIN20051017_111541_000000352041_00395_18986_7688.N1	17-OCT-2005 11:15:41	Bright	35.000	58	21Alp And	2.0730	11000.	70	18986	No
106	GOM_NL__2PRFIN20051017_112412_000000372041_00395_18986_7689.N1	17-OCT-2005 11:24:12	Bright	37.000	74	11Bet Cas	2.2680	6600.0	74	18986	No
107	GOM_NL__2PRFIN20051017_113244_000000362041_00395_18986_7690.N1	17-OCT-2005 11:32:44	Bright	35.500	49	1Alp UMi	1.9900	6300.0	71	18986	No
108	GOM_NL__2PRFIN20051017_113550_000000362041_00395_18986_7691.N1	17-OCT-2005 11:35:50	Bright	35.500	60	7Bet UMi	2.0810	3950.0	71	18986	No
109	GOM_NL__2PRFIN20051017_114058_000000342041_00395_18986_7692.N1	17-OCT-2005 11:40:58	Bright	33.500	36	50Alp UMa	1.8000	6300.0	67	18986	No
110	GOM_NL__2PRFIN20051017_114232_000000362041_00395_18986_7693.N1	17-OCT-2005 11:42:32	Bright	36.000	82	48Bet UMa	2.3650	10600.	72	18986	No
111	GOM_NL__2PRFIN20051017_114557_000000532041_00395_18986_7694.N1	17-OCT-2005 11:45:57	Bright	53.000	174	52Psi UMa	3.0040	4400.0	106	18986	No
112	GOM_NL__2PRFIN20051017_115245_000000342041_00395_18986_7695.N1	17-OCT-2005 11:52:45	Bright	33.500	96	68Del Leo	2.5600	9300.0	67	18986	No
113	GOM_NL__2PRFIN20051017_121319_000000482041_00395_18986_7696.N1	17-OCT-2005 12:13:19	Dark	48.000	65	Lam Vel	2.2040	4400.0	96	18986	No
114	GOM_NL__2PRFIN20051017_121624_000000412041_00396_18987_7681.N1	17-OCT-2005 12:16:24	Dark	41.000	46	Del Vel	1.9540	10600.	82	18987	No
115	GOM_NL__2PRFIN20051017_121842_000000402041_00396_18987_7682.N1	17-OCT-2005 12:18:42	Dark	39.500	29	Bet Car	1.6720	10200.	79	18987	No
116	GOM_NL__2PRFIN20051017_122945_000000402041_00396_18987_7683.N1	17-OCT-2005 12:29:45	Dark	39.500	143	Alp Hyi	2.8570	7200.0	79	18987	No
117	GOM_NL__2PRFIN20051017_123111_000000492041_00396_18987_7684.N1	17-OCT-2005 12:31:11	Dark	48.500	9	Alp Eri	0.45300	24000.	97	18987	No
118	GOM_NL__2PRFIN20051017_123610_000000372041_00396_18987_7685.N1	17-OCT-2005 12:36:10	Straylight	37.000	84	Alp Phe	2.3970	4500.0	74	18987	No
119	GOM_NL__2PRFIN20051017_124245_000000452041_00396_18987_7686.N1	17-OCT-2005 12:42:45	Straylight	44.500	52	16Bet Cet	2.0370	4500.0	89	18987	No
120	GOM_NL__2PRFIN20051017_125221_000000372041_00396_18987_7687.N1	17-OCT-2005 12:52:21	Bright	36.500	140	88Gam Peg	2.8340	26000.	73	18987	No
121	GOM_NL__2PRFIN20051017_125617_000000362041_00396_18987_7688.N1	17-OCT-2005 12:56:17	Bright	36.000	58	21Alp And	2.0730	11000.	72	18987	No
122	GOM_NL__2PRFIN20051017_130448_000000372041_00396_18987_7689.N1	17-OCT-2005 13:04:48	Bright	36.500	74	11Bet Cas	2.2680	6600.0	73	18987	No
123	GOM_NL__2PRFIN20051017_131319_000000362041_00396_18987_7690.N1	17-OCT-2005 13:13:19	Bright	36.000	49	1Alp UMi	1.9900	6300.0	72	18987	No
124	GOM_NL__2PRFIN20051017_131626_000000382041_00396_18987_7691.N1	17-OCT-2005 13:16:26	Bright	38.000	60	7Bet UMi	2.0810	3950.0	76	18987	No
125	GOM_NL__2PRFIN20051017_132134_000000382041_00396_18987_7692.N1	17-OCT-2005 13:21:34	Bright	37.500	36	50Alp UMa	1.8000	6300.0	75	18987	No
126	GOM_NL__2PRFIN20051017_132308_000000532041_00396_18987_7693.N1	17-OCT-2005 13:23:08	Bright	53.000	82	48Bet UMa	2.3650	10600.	106	18987	No
127	GOM_NL__2PRFIN20051017_132633_000000352041_00396_18987_7694.N1	17-OCT-2005 13:26:33	Bright	35.000	174	52Psi UMa	3.0040	4400.0	70	18987	No
128	GOM_NL__2PRFIN20051017_133321_000000342041_00396_18987_7695.N1	17-OCT-2005 13:33:21	Bright	34.000	96	68Del Leo	2.5600	9300.0	68	18987	No
129	GOM_NL__2PRFIN20051017_135356_000000422041_00396_18987_7696.N1	17-OCT-2005 13:53:56	Dark	42.000	65	Lam Vel	2.2040	4400.0	84	18987	No
130	GOM_NL__2PRFIN20051017_135700_000000402041_00397_18988_7681.N1	17-OCT-2005 13:57:00	Dark	39.500	46	Del Vel	1.9540	10600.	79	18988	No
131	GOM_NL__2PRFIN20051017_135918_000000402041_00397_18988_7682.N1	17-OCT-2005 13:59:18	Dark	39.500	29	Bet Car	1.6720	10200.	79	18988	No
132	GOM_NL__2PRFIN20051017_141021_000000382041_00397_18988_7683.N1	17-OCT-2005 14:10:21	Dark	38.000	143	Alp Hyi	2.8570	7200.0	76	18988	No
133	GOM_NL__2PRFIN20051017_141147_000000462041_00397_18988_7684.N1	17-OCT-2005 14:11:47	Dark	46.000	9	Alp Eri	0.45300	24000.	92	18988	No
134	GOM_NL__2PRFIN20051017_141646_000000412041_00397_18988_7685.N1	17-OCT-2005 14:16:46	Straylight	41.000	84	Alp Phe	2.3970	4500.0	82	18988	No
135	GOM_NL__2PRFIN20051017_142321_000000452041_00397_18988_7686.N1	17-OCT-2005 14:23:21	Straylight	44.500	52	16Bet Cet	2.0370	4500.0	89	18988	No
136	GOM_NL__2PRFIN20051017_143257_000000362041_00397_18988_7687.N1	17-OCT-2005 14:32:57	Bright	35.500	140	88Gam Peg	2.8340	26000.	71	18988	No
137	GOM_NL__2PRFIN20051017_143653_000000362041_00397_18988_7688.N1	17-OCT-2005 14:36:53	Bright	36.000	58	21Alp And	2.0730	11000.	72	18988	No
138	GOM_NL__2PRFIN20051017_144524_000000372041_00397_18988_7689.N1	17-OCT-2005 14:45:24	Bright	37.000	74	11Bet Cas	2.2680	6600.0	74	18988	No
139	GOM_NL__2PRFIN20051017_145356_000000332041_00397_18988_7690.N1	17-OCT-2005 14:53:56	Bright	33.000	49	1Alp UMi	1.9900	6300.0	66	18988	No
140	GOM_NL__2PRFIN20051017_145702_000000342041_00397_18988_7691.N1	17-OCT-2005 14:57:02	Bright	34.000	60	7Bet UMi	2.0810	3950.0	68	18988	No
141	GOM_NL__2PRFIN20051017_150210_000000392041_00397_18988_7692.N1	17-OCT-2005 15:02:10	Bright	39.000	36	50Alp UMa	1.8000	6300.0	78	18988	No
142	GOM_NL__2PRFIN20051017_150344_000000372041_00397_18988_7693.N1	17-OCT-2005 15:03:44	Bright	37.000	82	48Bet UMa	2.3650	10600.	74	18988	No
143	GOM_NL__2PRFIN20051017_150709_000000342041_00397_18988_7694.N1	17-OCT-2005 15:07:09	Bright	33.500	174	52Psi UMa	3.0040	4400.0	67	18988	No
144	GOM_NL__2PRFIN20051017_151357_000000342041_00397_18988_7695.N1	17-OCT-2005 15:13:57	Bright	33.500	96	68Del Leo	2.5600	9300.0	67	18988	No
145	GOM_NL__2PRFIN20051017_153433_000000532041_00397_18988_7696.N1	17-OCT-2005 15:34:33	Dark	53.000	65	Lam Vel	2.2040	4400.0	106	18988	No
146	GOM_NL__2PRFIN20051017_153737_000000412041_00398_18989_7681.N1	17-OCT-2005 15:37:37	Dark	41.000	46	Del Vel	1.9540	10600.	82	18989	No
147	GOM_NL__2PRFIN20051017_153954_000000372041_00398_18989_7682.N1	17-OCT-2005 15:39:54	Dark	36.500	29	Bet Car	1.6720	10200.	73	18989	No
148	GOM_NL__2PRFIN20051017_155058_000000382041_00398_18989_7683.N1	17-OCT-2005 15:50:58	Dark	38.000	143	Alp Hyi	2.8570	7200.0	76	18989	No
149	GOM_NL__2PRFIN20051017_155224_000000442041_00398_18989_7684.N1	17-OCT-2005 15:52:24	Dark	43.500	9	Alp Eri	0.45300	24000.	87	18989	No
150	GOM_NL__2PRFIN20051017_155722_000000422041_00398_18989_7685.N1	17-OCT-2005 15:57:22	Straylight	41.500	84	Alp Phe	2.3970	4500.0	83	18989	No
151	GOM_NL__2PRFIN20051017_160357_000000432041_00398_18989_7686.N1	17-OCT-2005 16:03:57	Straylight	43.000	52	16Bet Cet	2.0370	4500.0	86	18989	No
152	GOM_NL__2PRFIN20051017_161333_000000352041_00398_18989_7687.N1	17-OCT-2005 16:13:33	Bright	35.000	140	88Gam Peg	2.8340	26000.	70	18989	No
153	GOM_NL__2PRFIN20051017_161729_000000352041_00398_18989_7688.N1	17-OCT-2005 16:17:29	Bright	35.000	58	21Alp And	2.0730	11000.	70	18989	No
154	GOM_NL__2PRFIN20051017_162559_000000372041_00398_18989_7689.N1	17-OCT-2005 16:25:59	Bright	36.500	74	11Bet Cas	2.2680	6600.0	73	18989	No
155	GOM_NL__2PRFIN20051017_163431_000000362041_00398_18989_7690.N1	17-OCT-2005 16:34:31	Bright	36.000	49	1Alp UMi	1.9900	6300.0	72	18989	No
156	GOM_NL__2PRFIN20051017_163738_000000372041_00398_18989_7691.N1	17-OCT-2005 16:37:38	Bright	36.500	60	7Bet UMi	2.0810	3950.0	73	18989	No
157	GOM_NL__2PRFIN20051017_164246_000000372041_00398_18989_7692.N1	17-OCT-2005 16:42:46	Bright	37.000	36	50Alp UMa	1.8000	6300.0	74	18989	No
158	GOM_NL__2PRFIN20051017_164419_000000362041_00398_18989_7693.N1	17-OCT-2005 16:44:19	Bright	36.000	82	48Bet UMa	2.3650	10600.	72	18989	No
159	GOM_NL__2PRFIN20051017_164745_000000532041_00398_18989_7694.N1	17-OCT-2005 16:47:45	Bright	53.000	174	52Psi UMa	3.0040	4400.0	106	18989	No
160	GOM_NL__2PRFIN20051017_165433_000000342041_00398_18989_7695.N1	17-OCT-2005 16:54:33	Bright	34.000	96	68Del Leo	2.5600	9300.0	68	18989	No

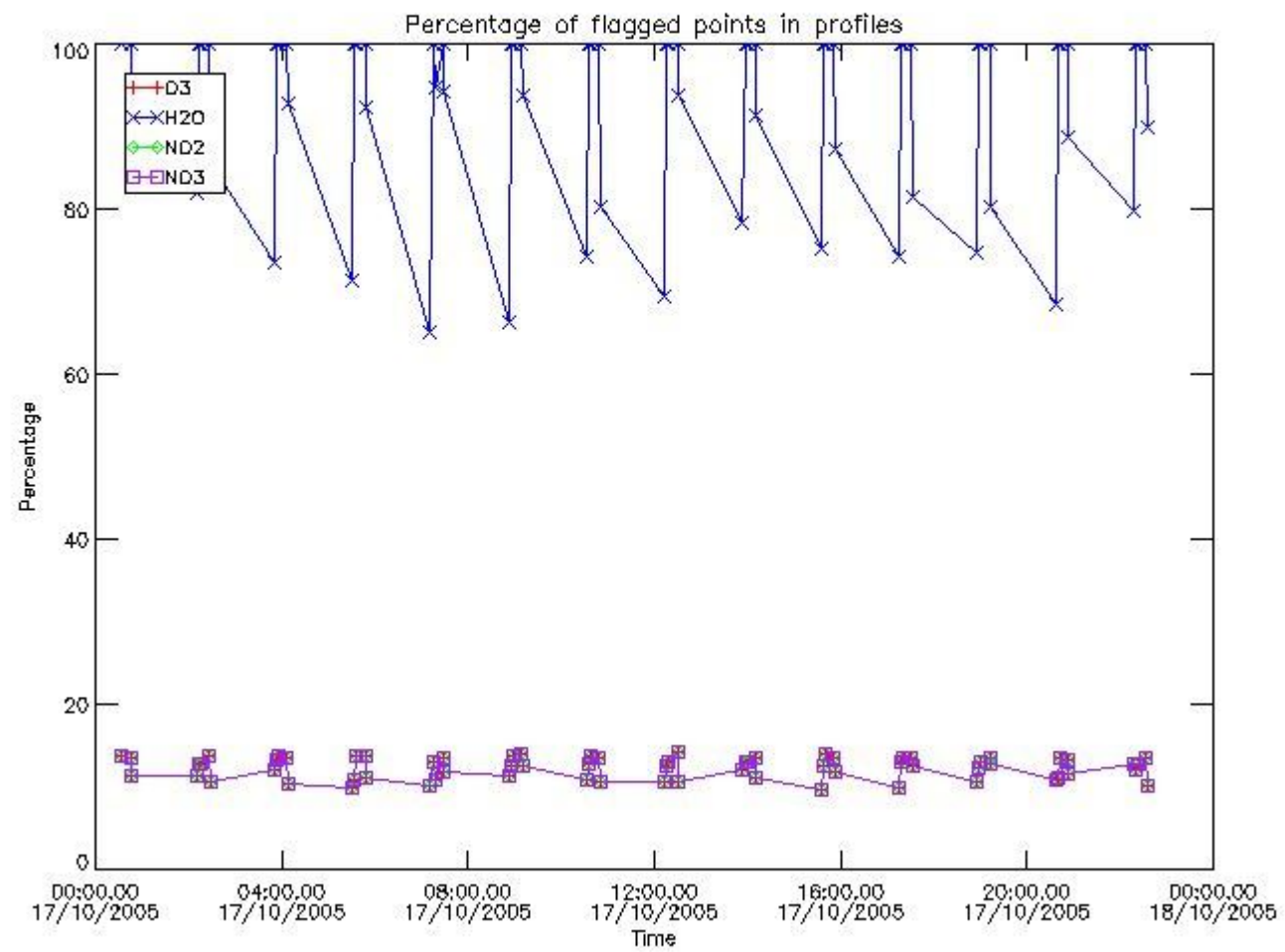
161	GOM_NL__2PRFIN20051017_171509_000000512041_00398_18989_7696.N1	17-OCT-2005 17:15:09	Dark	51.000	65	Lam Vel	2.2040	4400.0	102	18989	No
162	GOM_NL__2PRFIN20051017_171814_000000402041_00399_18990_7681.N1	17-OCT-2005 17:18:14	Dark	39.500	46	Del Vel	1.9540	10600.	79	18990	No
163	GOM_NL__2PRFIN20051017_172031_000000382041_00399_18990_7682.N1	17-OCT-2005 17:20:31	Dark	37.500	29	Bet Car	1.6720	10200.	75	18990	No
164	GOM_NL__2PRFIN20051017_173134_000000382041_00399_18990_7683.N1	17-OCT-2005 17:31:34	Dark	38.000	143	Alp Hyi	2.8570	7200.0	76	18990	No
165	GOM_NL__2PRFIN20051017_173300_000000412041_00399_18990_7684.N1	17-OCT-2005 17:33:00	Dark	41.000	9	Alp Eri	0.45300	24000.	82	18990	No
166	GOM_NL__2PRFIN20051017_173759_000000402041_00399_18990_7685.N1	17-OCT-2005 17:37:59	Straylight	39.500	84	Alp Phe	2.3970	4500.0	79	18990	No
167	GOM_NL__2PRFIN20051017_174433_000000432041_00399_18990_7686.N1	17-OCT-2005 17:44:33	Straylight	43.000	52	16Bet Cet	2.0370	4500.0	86	18990	No
168	GOM_NL__2PRFIN20051017_175409_000000362041_00399_18990_7687.N1	17-OCT-2005 17:54:09	Bright	35.500	140	88Gam Peg	2.8340	26000.	71	18990	No
169	GOM_NL__2PRFIN20051017_175805_000000372041_00399_18990_7688.N1	17-OCT-2005 17:58:05	Bright	36.500	58	21Alp And	2.0730	11000.	73	18990	No
170	GOM_NL__2PRFIN20051017_180635_000000382041_00399_18990_7689.N1	17-OCT-2005 18:06:35	Bright	37.500	74	11Bet Cas	2.2680	6600.0	75	18990	No
171	GOM_NL__2PRFIN20051017_181507_000000372041_00399_18990_7690.N1	17-OCT-2005 18:15:07	Bright	36.500	49	1Alp UMi	1.9900	6300.0	73	18990	No
172	GOM_NL__2PRFIN20051017_181814_000000372041_00399_18990_7691.N1	17-OCT-2005 18:18:14	Bright	36.500	60	7Bet UMi	2.0810	3950.0	73	18990	No
173	GOM_NL__2PRFIN20051017_182322_000000362041_00399_18990_7692.N1	17-OCT-2005 18:23:22	Bright	35.500	36	50Alp UMa	1.8000	6300.0	71	18990	No
174	GOM_NL__2PRFIN20051017_182456_000000532041_00399_18990_7693.N1	17-OCT-2005 18:24:56	Bright	53.000	82	48Bet UMa	2.3650	10600.	106	18990	No
175	GOM_NL__2PRFIN20051017_182821_000000422041_00399_18990_7694.N1	17-OCT-2005 18:28:21	Bright	42.000	174	52Psi UMa	3.0040	4400.0	84	18990	No
176	GOM_NL__2PRFIN20051017_183510_000000352041_00399_18990_7695.N1	17-OCT-2005 18:35:10	Bright	34.500	96	68Del Leo	2.5600	9300.0	69	18990	No
177	GOM_NL__2PRFIN20051017_185546_000000482041_00399_18990_7696.N1	17-OCT-2005 18:55:46	Dark	48.000	65	Lam Vel	2.2040	4400.0	96	18990	No
178	GOM_NL__2PRFIN20051017_185850_000000422041_00400_18991_7701.N1	17-OCT-2005 18:58:50	Dark	41.500	46	Del Vel	1.9540	10600.	83	18991	No
179	GOM_NL__2PRFIN20051017_190107_000000392041_00400_18991_7702.N1	17-OCT-2005 19:01:07	Dark	39.000	29	Bet Car	1.6720	10200.	78	18991	No
180	GOM_NL__2PRFIN20051017_191210_000000382041_00400_18991_7703.N1	17-OCT-2005 19:12:10	Dark	38.000	143	Alp Hyi	2.8570	7200.0	76	18991	No
181	GOM_NL__2PRFIN20051017_191336_000000432041_00400_18991_7704.N1	17-OCT-2005 19:13:36	Dark	43.000	9	Alp Eri	0.45300	24000.	86	18991	No
182	GOM_NL__2PRFIN20051017_191835_000000402041_00400_18991_7705.N1	17-OCT-2005 19:18:35	Straylight	39.500	84	Alp Phe	2.3970	4500.0	79	18991	No
183	GOM_NL__2PRFIN20051017_192509_000000442041_00400_18991_7706.N1	17-OCT-2005 19:25:09	Straylight	44.000	52	16Bet Cet	2.0370	4500.0	88	18991	No
184	GOM_NL__2PRFIN20051017_193445_000000362041_00400_18991_7707.N1	17-OCT-2005 19:34:45	Bright	35.500	140	88Gam Peg	2.8340	26000.	71	18991	No
185	GOM_NL__2PRFIN20051017_193841_000000372041_00400_18991_7708.N1	17-OCT-2005 19:38:41	Bright	36.500	58	21Alp And	2.0730	11000.	73	18991	No
186	GOM_NL__2PRFIN20051017_194711_000000372041_00400_18991_7709.N1	17-OCT-2005 19:47:11	Bright	37.000	74	11Bet Cas	2.2680	6600.0	74	18991	No
187	GOM_NL__2PRFIN20051017_195543_000000372041_00400_18991_7710.N1	17-OCT-2005 19:55:43	Bright	36.500	49	1Alp UMi	1.9900	6300.0	73	18991	No
188	GOM_NL__2PRFIN20051017_195850_000000382041_00400_18991_7711.N1	17-OCT-2005 19:58:50	Bright	38.000	60	7Bet UMi	2.0810	3950.0	76	18991	No
189	GOM_NL__2PRFIN20051017_200358_000000382041_00400_18991_7712.N1	17-OCT-2005 20:03:58	Bright	37.500	36	50Alp UMa	1.8000	6300.0	75	18991	No
190	GOM_NL__2PRFIN20051017_200532_000000372041_00400_18991_7713.N1	17-OCT-2005 20:05:32	Bright	36.500	82	48Bet UMa	2.3650	10600.	73	18991	No
191	GOM_NL__2PRFIN20051017_200857_000000372041_00400_18991_7714.N1	17-OCT-2005 20:08:57	Bright	36.500	174	52Psi UMa	3.0040	4400.0	73	18991	No
192	GOM_NL__2PRFIN20051017_201546_000000452041_00400_18991_7715.N1	17-OCT-2005 20:15:46	Bright	45.000	96	68Del Leo	2.5600	9300.0	90	18991	No
193	GOM_NL__2PRFIN20051017_203622_000000472041_00400_18991_7716.N1	17-OCT-2005 20:36:22	Dark	46.500	65	Lam Vel	2.2040	4400.0	93	18991	No
194	GOM_NL__2PRFIN20051017_203927_000000462041_00401_18992_7701.N1	17-OCT-2005 20:39:27	Dark	45.500	46	Del Vel	1.9540	10600.	91	18992	No
195	GOM_NL__2PRFIN20051017_204143_000000382041_00401_18992_7702.N1	17-OCT-2005 20:41:43	Dark	37.500	29	Bet Car	1.6720	10200.	75	18992	No
196	GOM_NL__2PRFIN20051017_205246_000000392041_00401_18992_7703.N1	17-OCT-2005 20:52:46	Dark	38.500	143	Alp Hyi	2.8570	7200.0	77	18992	No
197	GOM_NL__2PRFIN20051017_205412_000000452041_00401_18992_7704.N1	17-OCT-2005 20:54:12	Dark	44.500	9	Alp Eri	0.45300	24000.	89	18992	No
198	GOM_NL__2PRFIN20051017_205911_000000382041_00401_18992_7705.N1	17-OCT-2005 20:59:11	Straylight	38.000	84	Alp Phe	2.3970	4500.0	76	18992	No
199	GOM_NL__2PRFIN20051017_210545_000000432041_00401_18992_7706.N1	17-OCT-2005 21:05:45	Straylight	42.500	52	16Bet Cet	2.0370	4500.0	85	18992	No
200	GOM_NL__2PRFIN20051017_211521_000000352041_00401_18992_7707.N1	17-OCT-2005 21:15:21	Bright	34.500	140	88Gam Peg	2.8340	26000.	69	18992	No
201	GOM_NL__2PRFIN20051017_211917_000000352041_00401_18992_7708.N1	17-OCT-2005 21:19:17	Bright	35.000	58	21Alp And	2.0730	11000.	70	18992	No
202	GOM_NL__2PRFIN20051017_212747_000000362041_00401_18992_7709.N1	17-OCT-2005 21:27:47	Bright	35.500	74	11Bet Cas	2.2680	6600.0	71	18992	No
203	GOM_NL__2PRFIN20051017_213619_000000362041_00401_18992_7710.N1	17-OCT-2005 21:36:19	Bright	36.000	49	1Alp UMi	1.9900	6300.0	72	18992	No
204	GOM_NL__2PRFIN20051017_213927_000000362041_00401_18992_7711.N1	17-OCT-2005 21:39:27	Bright	36.000	60	7Bet UMi	2.0810	3950.0	72	18992	No
205	GOM_NL__2PRFIN20051017_214434_000000382041_00401_18992_7712.N1	17-OCT-2005 21:44:34	Bright	37.500	36	50Alp UMa	1.8000	6300.0	75	18992	No
206	GOM_NL__2PRFIN20051017_214607_000000352041_00401_18992_7713.N1	17-OCT-2005 21:46:07	Bright	35.000	82	48Bet UMa	2.3650	10600.	70	18992	No
207	GOM_NL__2PRFIN20051017_214933_000000372041_00401_18992_7714.N1	17-OCT-2005 21:49:33	Bright	37.000	174	52Psi UMa	3.0040	4400.0	74	18992	No
208	GOM_NL__2PRFIN20051017_215622_000000332041_00401_18992_7715.N1	17-OCT-2005 21:56:22	Bright	33.000	96	68Del Leo	2.5600	9300.0	66	18992	No
209	GOM_NL__2PRFIN20051017_221659_000000402041_00401_18992_7716.N1	17-OCT-2005 22:16:59	Dark	40.000	65	Lam Vel	2.2040	4400.0	80	18992	No
210	GOM_NL__2PRFIN20051017_222003_000000422041_00402_18993_7701.N1	17-OCT-2005 22:20:03	Dark	42.000	46	Del Vel	1.9540	10600.	84	18993	No
211	GOM_NL__2PRFIN20051017_222219_000000402041_00402_18993_7702.N1	17-OCT-2005 22:22:19	Dark	40.000	29	Bet Car	1.6720	10200.	80	18993	No
212	GOM_NL__2PRFIN20051017_223322_000000382041_00402_18993_7703.N1	17-OCT-2005 22:33:22	Dark	37.500	143	Alp Hyi	2.8570	7200.0	75	18993	No
213	GOM_NL__2PRFIN20051017_223448_000000502041_00402_18993_7704.N1	17-OCT-2005 22:34:48	Dark	50.000	9	Alp Eri	0.45300	24000.	100	18993	No
214	GOM_NL__2PRFIN20051017_223947_000000392041_00402_18993_7705.N1	17-OCT-2005 22:39:47	Straylight	39.000	84	Alp Phe	2.3970	4500.0	78	18993	No
215	GOM_NL__2PRFIN20051017_224621_000000442041_00402_18993_7706.N1	17-OCT-2005 22:46:21	Straylight	43.500	52	16Bet Cet	2.0370	4500.0	87	18993	No
216	GOM_NL__2PRFIN20051017_225557_000000352041_00402_18993_7707.N1	17-OCT-2005 22:55:57	Bright	34.500	140	88Gam Peg	2.8340	26000.	69	18993	No
217	GOM_NL__2PRFIN20051017_225953_000000362041_00402_18993_7708.N1	17-OCT-2005 22:59:53	Bright	35.500	58	21Alp And	2.0730	11000.	71	18993	No
218	GOM_NL__2PRFIN20051017_230823_000000372041_00402_18993_7709.N1	17-OCT-2005 23:08:23	Bright	36.500	74	11Bet Cas	2.2680	6600.0	73	18993	No
219	GOM_NL__2PRFIN20051017_231655_000000362041_00402_18993_7710.N1	17-OCT-2005 23:16:55	Bright	35.500	49	1Alp UMi	1.9900	6300.0	71	18993	No

220	GOM_NL__2PRFIN20051017_232003_000000362041_00402_18993_7711.N1	17-OCT-2005 23:20:03	Bright	35.500	60	7Bet UMi	2.0810	3950.0	71	18993	No
221	GOM_NL__2PRFIN20051017_232510_000000362041_00402_18993_7712.N1	17-OCT-2005 23:25:10	Bright	35.500	36	50Alp UMa	1.8000	6300.0	71	18993	No
222	GOM_NL__2PRFIN20051017_232643_000000352041_00402_18993_7713.N1	17-OCT-2005 23:26:43	Bright	35.000	82	48Bet UMa	2.3650	10600.	70	18993	No
223	GOM_NL__2PRFIN20051017_233009_000000342041_00402_18993_7714.N1	17-OCT-2005 23:30:09	Bright	34.000	174	52Psi UMa	3.0040	4400.0	68	18993	No
224	GOM_NL__2PRFIN20051017_233658_000000332041_00402_18993_7715.N1	17-OCT-2005 23:36:58	Bright	33.000	96	68Del Leo	2.5600	9300.0	66	18993	No

### 3. Quality information per product

In this section it is plotted some information contained in the Quality Summary data set of the level 2 products. Only products in dark limb conditions and without errors (error flag in the MPH set to "0") are used.

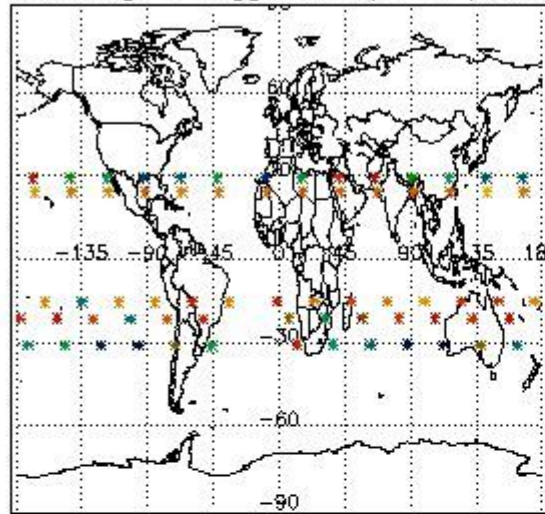
#### 3.1 Plot quality information per product (time dependant)



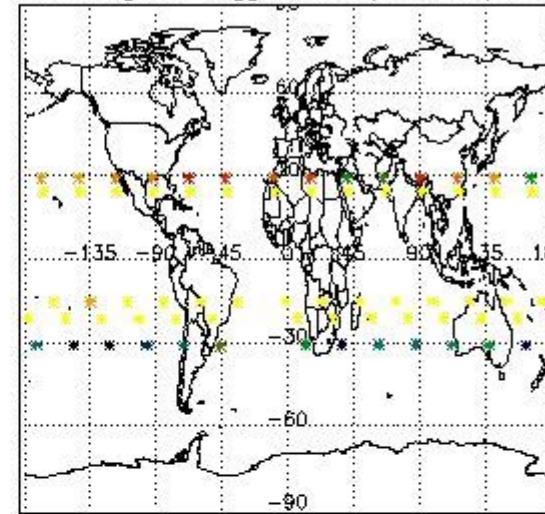
#### 3.2 Plot quality information per product (world map)




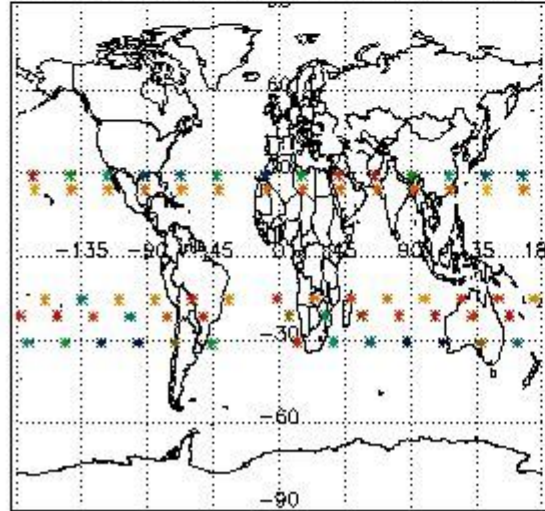
Percentage of flagged data per O3 profile



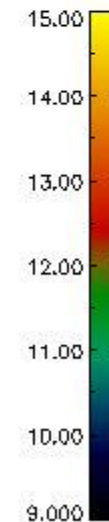
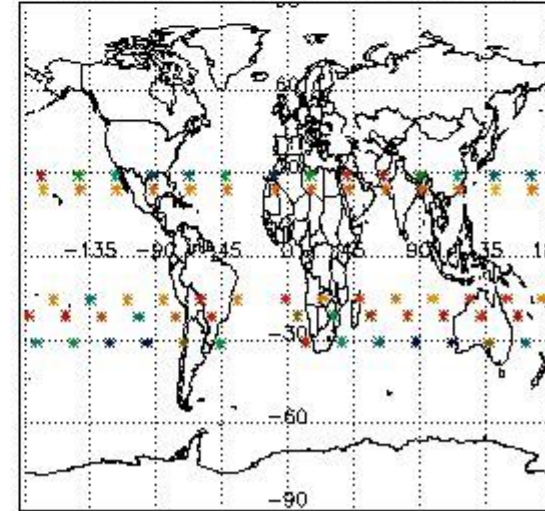
Percentage of flagged data per H2O profile



Percentage of flagged data per NO2 profile



Percentage of flagged data per NO3 profile



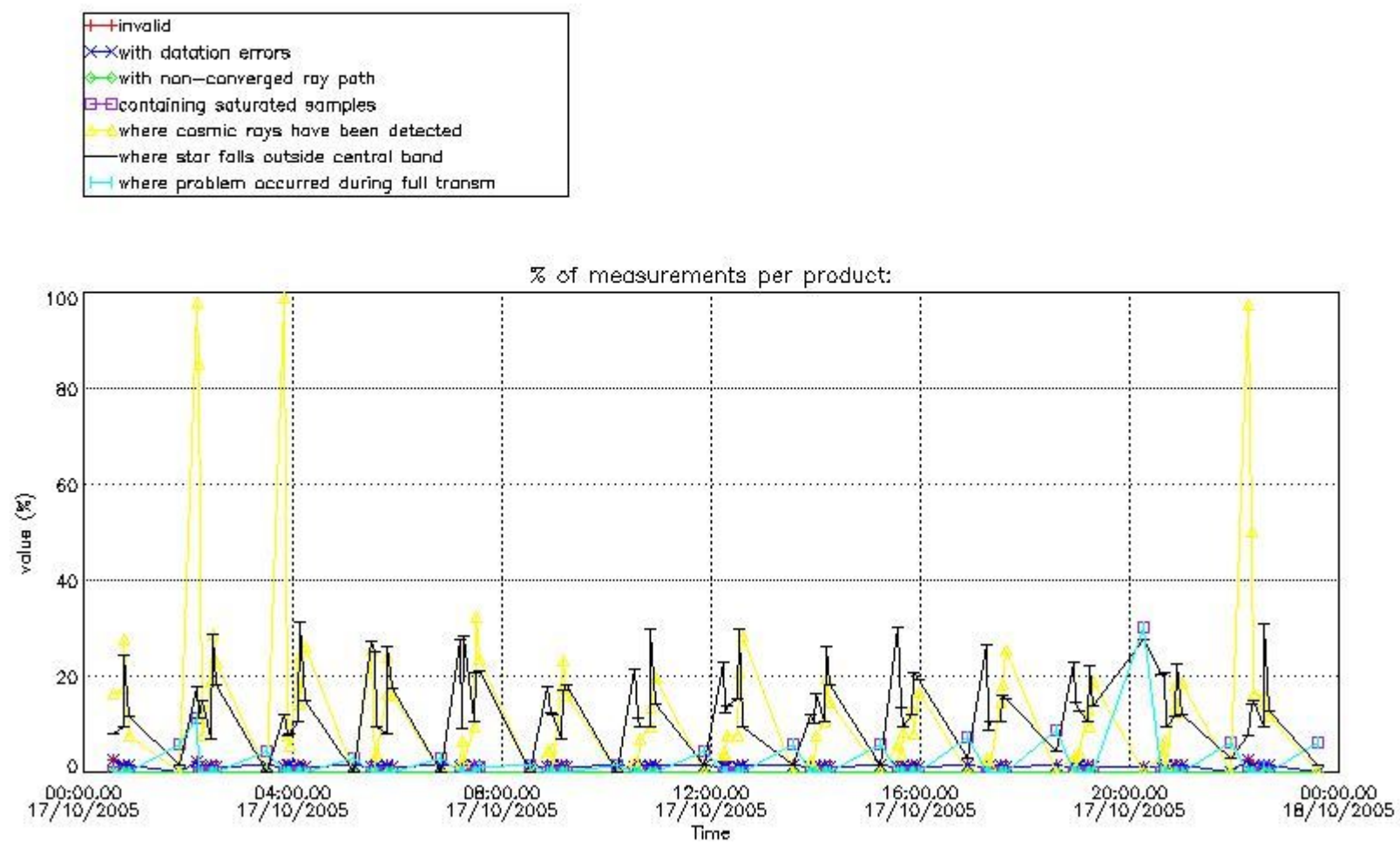
#### 4. Level 1 quality information per product

In this section it is plotted some information contained in the Quality Summary data set of the level 2 products that comes from the level 1b processing. Products without errors (error flag in the MPH set to "0") are used.

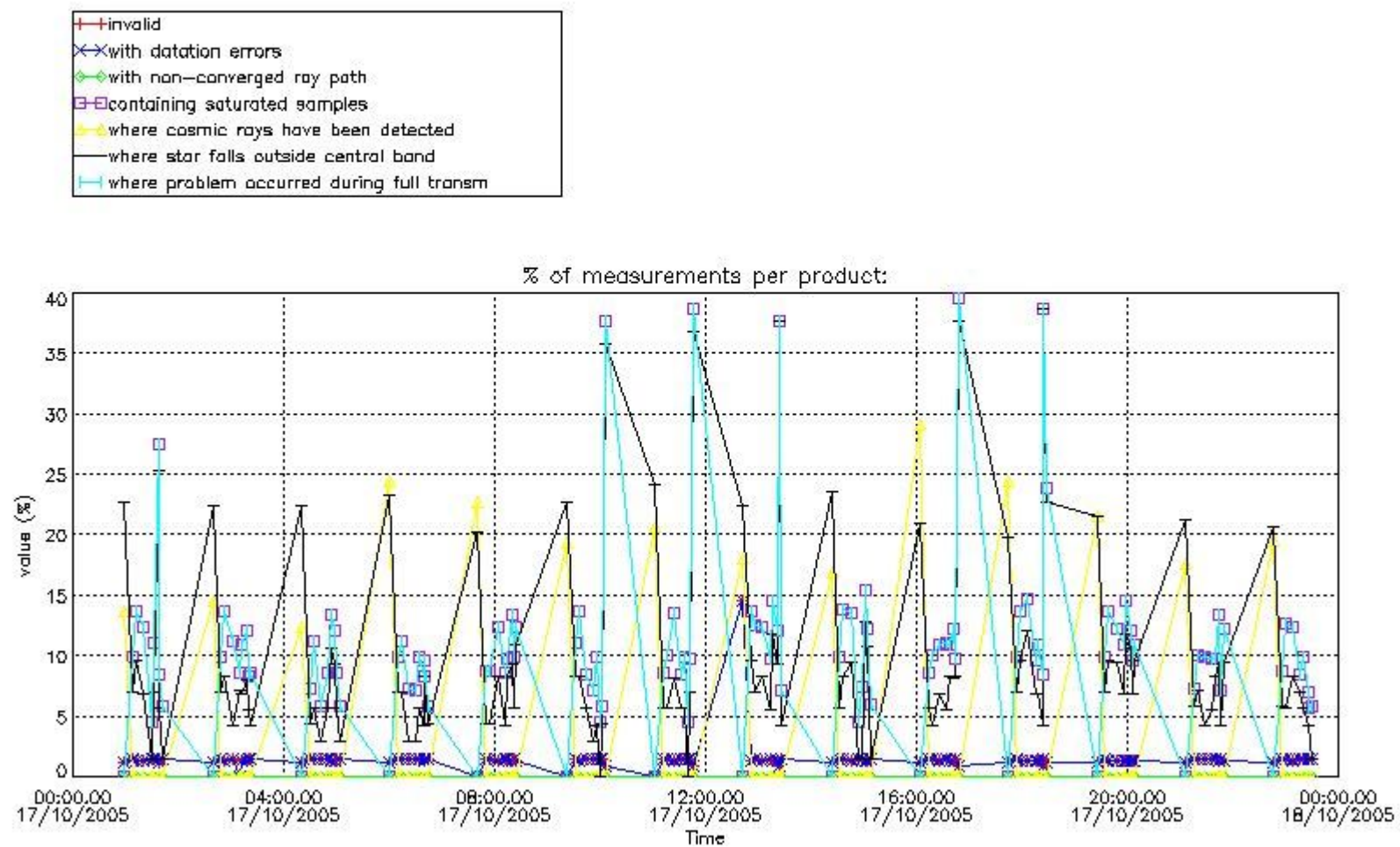
##### 4.1 Plot quality information per product (time dependant) coming from level 1b processing

###### 4.1.1 Plot level 1 quality information per product (time dependant): ENVISAT ASCENDING passes





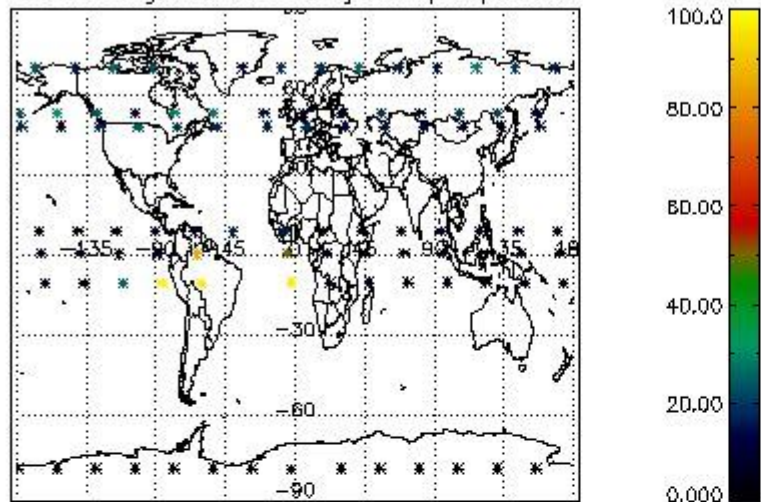
4.1.2 Plot level 1 quality information per product (time dependant): ENVI SAT DESCENDING passes



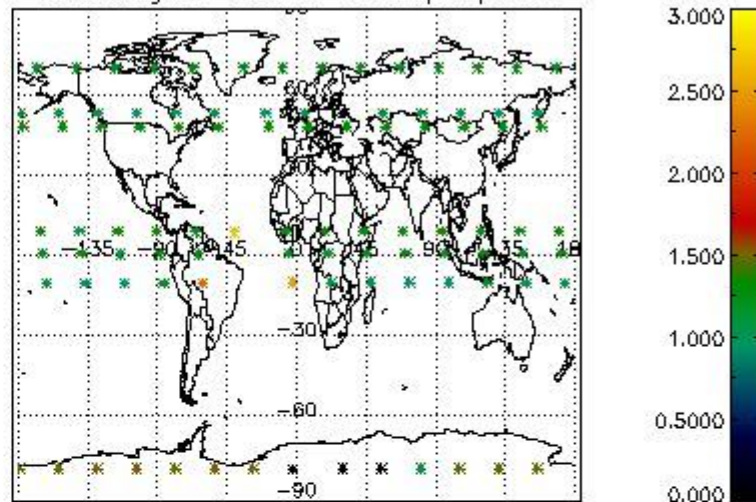
*4.2 Plot quality information per product coming from level 1b processing (world map)*

*4.2.1 Plot level 1 quality information per product (world map): ENVISAT ASCENDING passes*

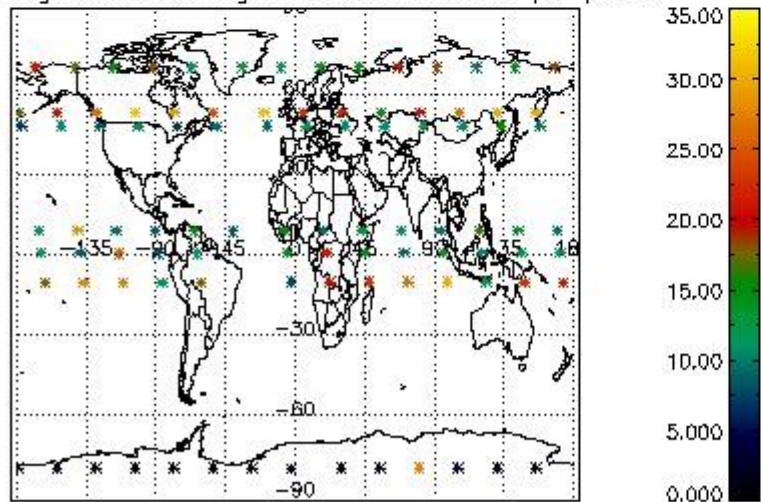
Percentage of cosmic ray hits per profile



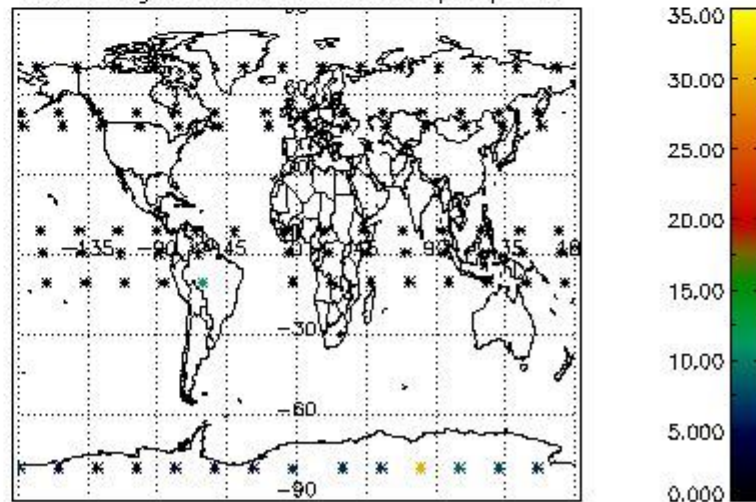
Percentage of datation errors per profile



Percentage of star falling outside central band per profile

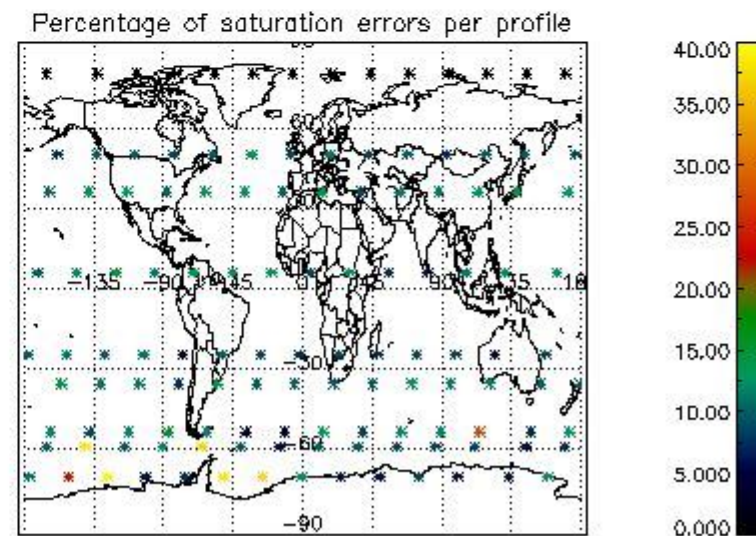
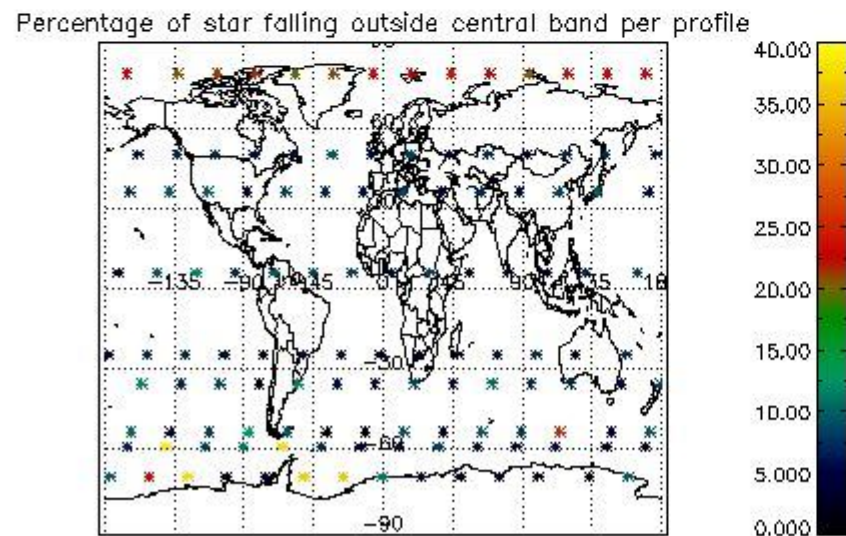
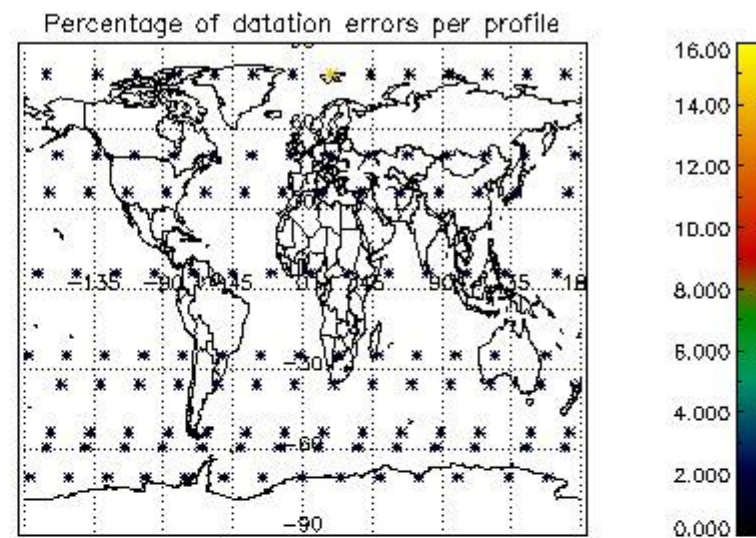
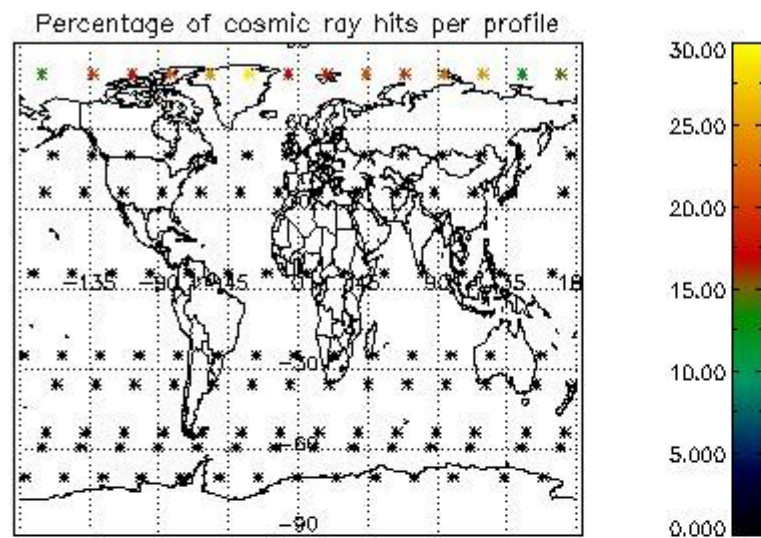


Percentage of saturation errors per profile



4.2.2 Plot level 1 quality information per product (world map): ENVISAT DESCENDING passes





## 5. Trace gas profiles

### 5.1 Ozone statistics based on quality of products

The final quality of the products can be "measured" using the STD (Standard Deviation) attached to every point profile. This information is written to the parameter GOM\_NL\_\_2P/NL\_LOCAL\_SPECIES\_DENSITY/o3\_std of the level 2 products. The table below shows the statistics for given STD ranges.

The statistics are given with respect to the overall valid production:

- Products without fatal errors: GOM\_NL\_\_2P/MPH/PRODUCT\_ERR=0
- Valid point profile: GOM\_NL\_\_2P/NL\_LOCAL\_SPECIES\_DENSITY/pcd(0)=0

The 'Criteria' is applied to valid points of dark limb products:

- Products in dark limb illumination condition: GOM\_NL\_\_2P/NL\_SUMMARY\_QUALITY/obs\_ill\_cond=0
- Products without fatal errors: GOM\_NL\_\_2P/MPH/PRODUCT\_ERR=0
- Valid point profile: GOM\_NL\_\_2P/NL\_LOCAL\_SPECIES\_DENSITY/pcd(0)=0

So, the table below shows the percentage of dark limb and valid observations for each criteria with respect to the overall valid daily observations.

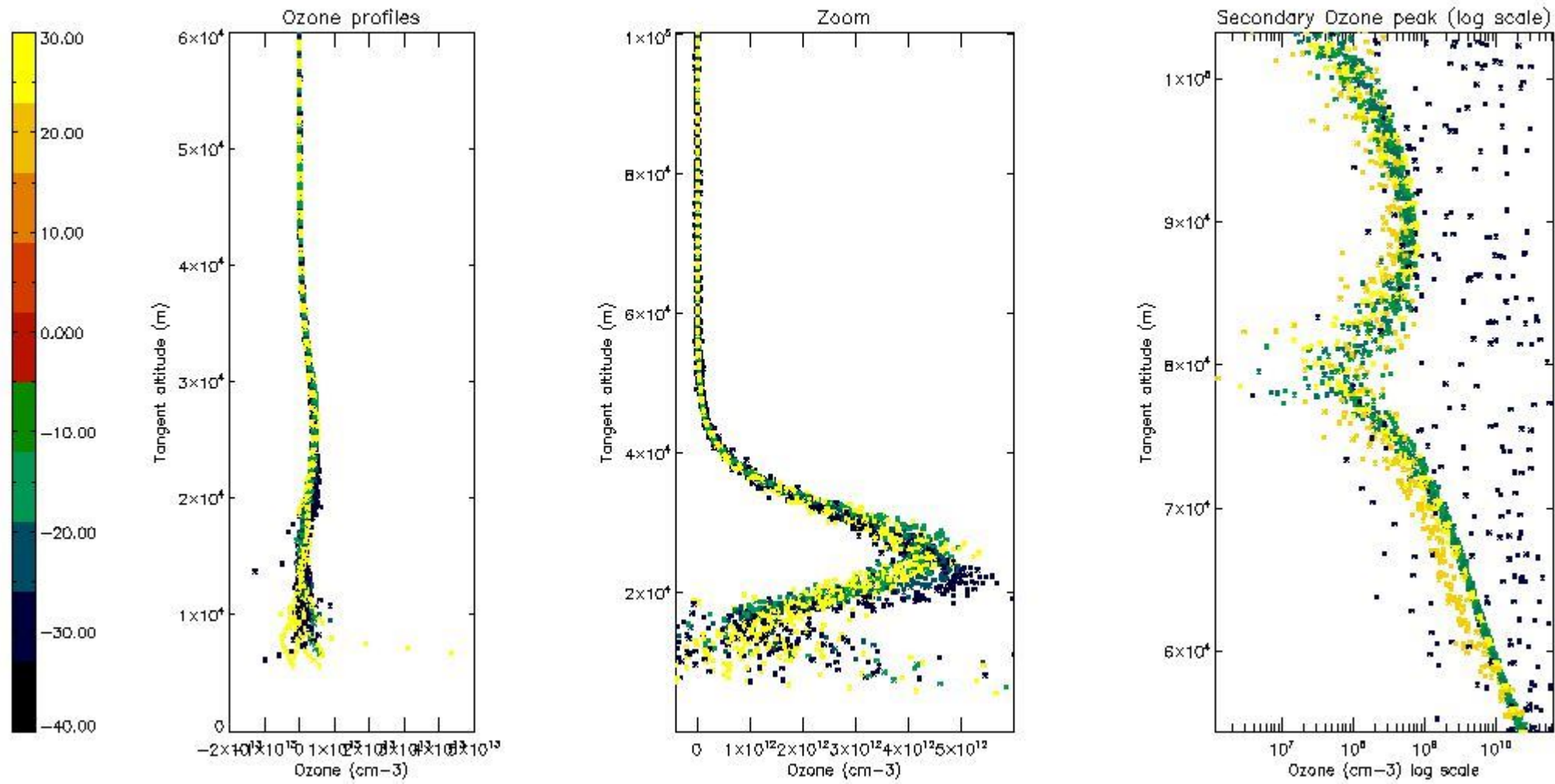
Criteria	% of total production
All STD	34
STD < 20	20



STD < 10	15
STD < 5	9

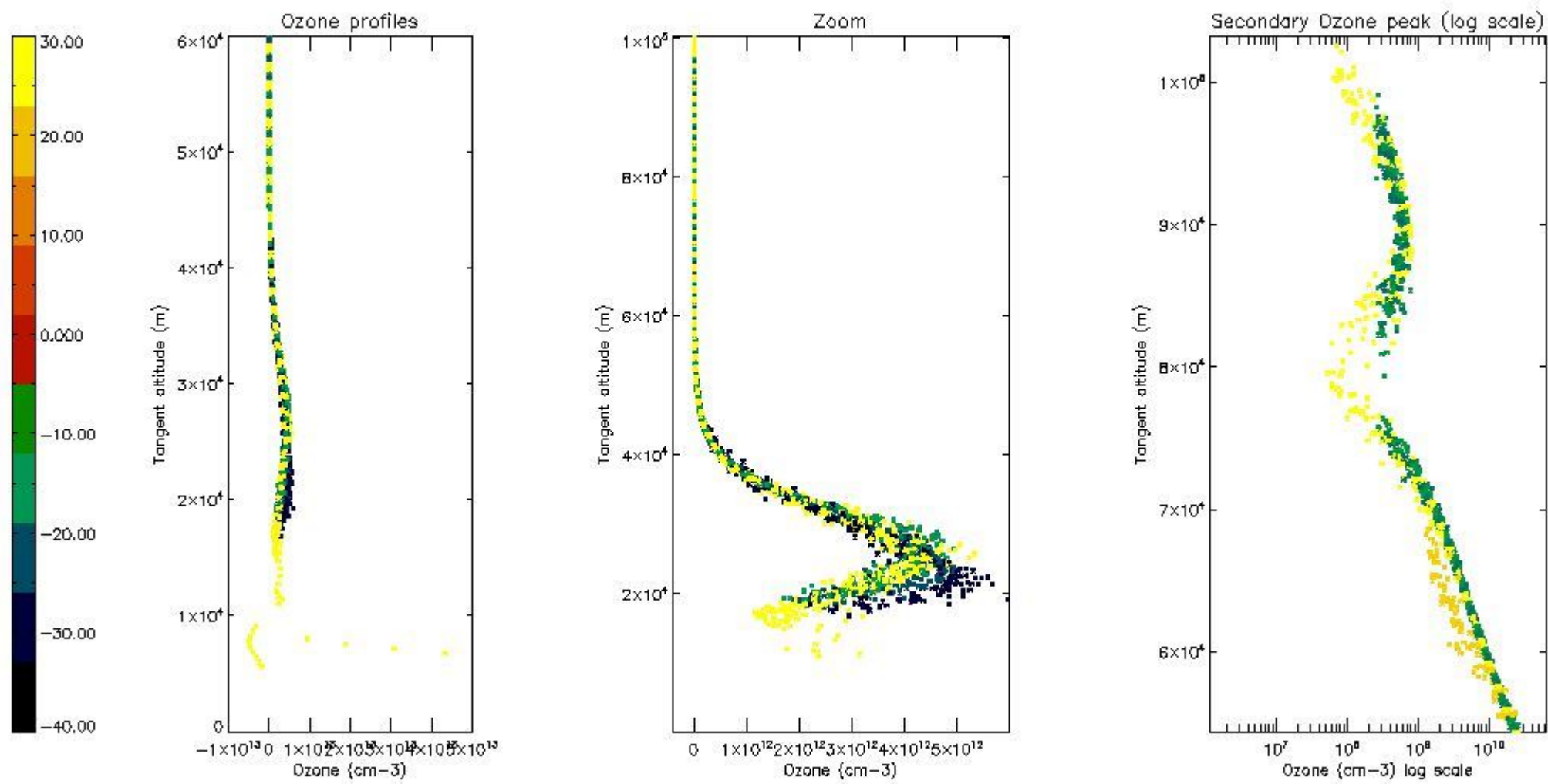
5.2 Plot ozone profiles for all STD (dark without errors)

The colorbar represents the latitude.



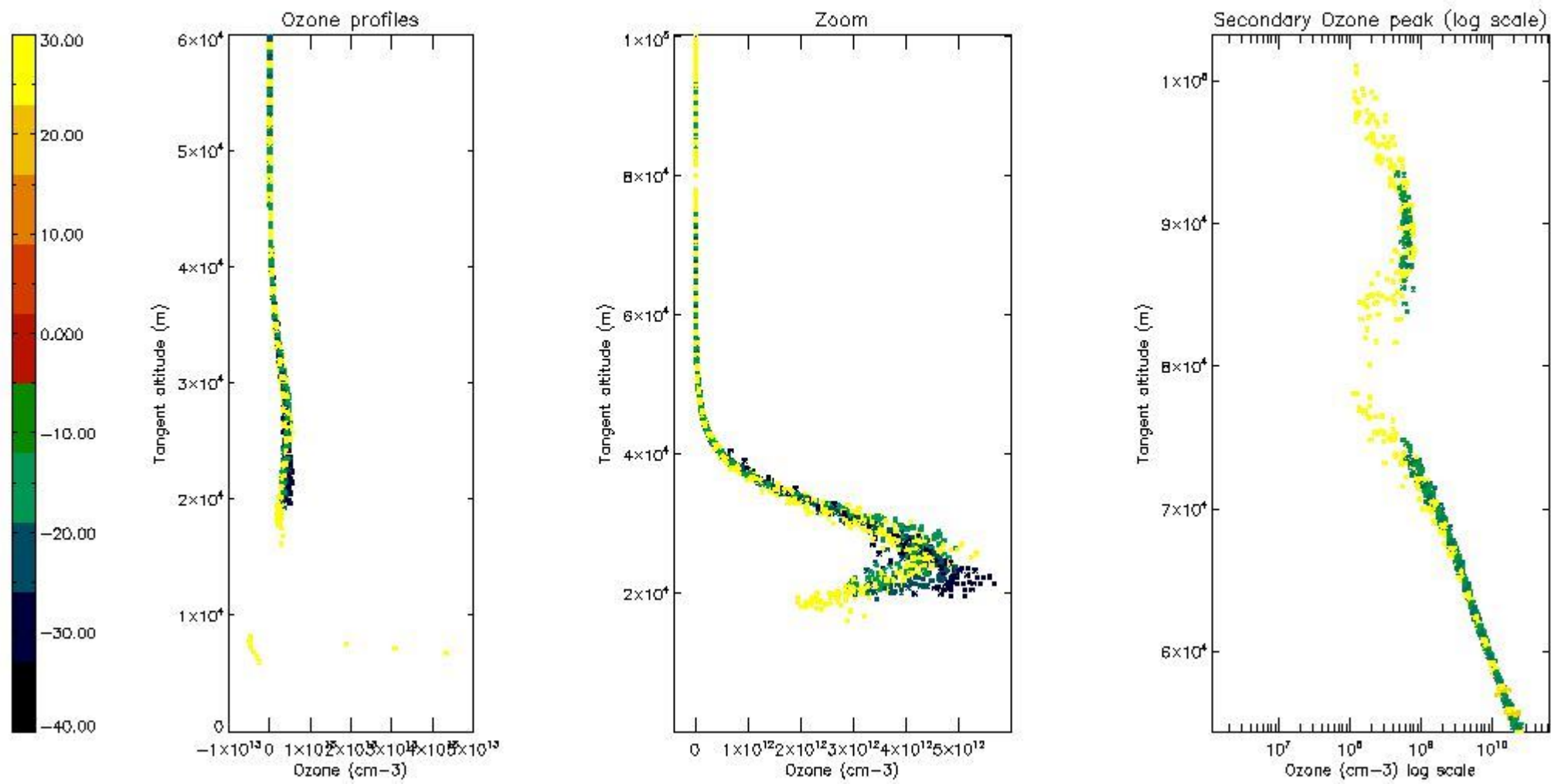
5.3 Plot ozone profiles where STD < 20% (dark without errors)

The colorbar represents the latitude.



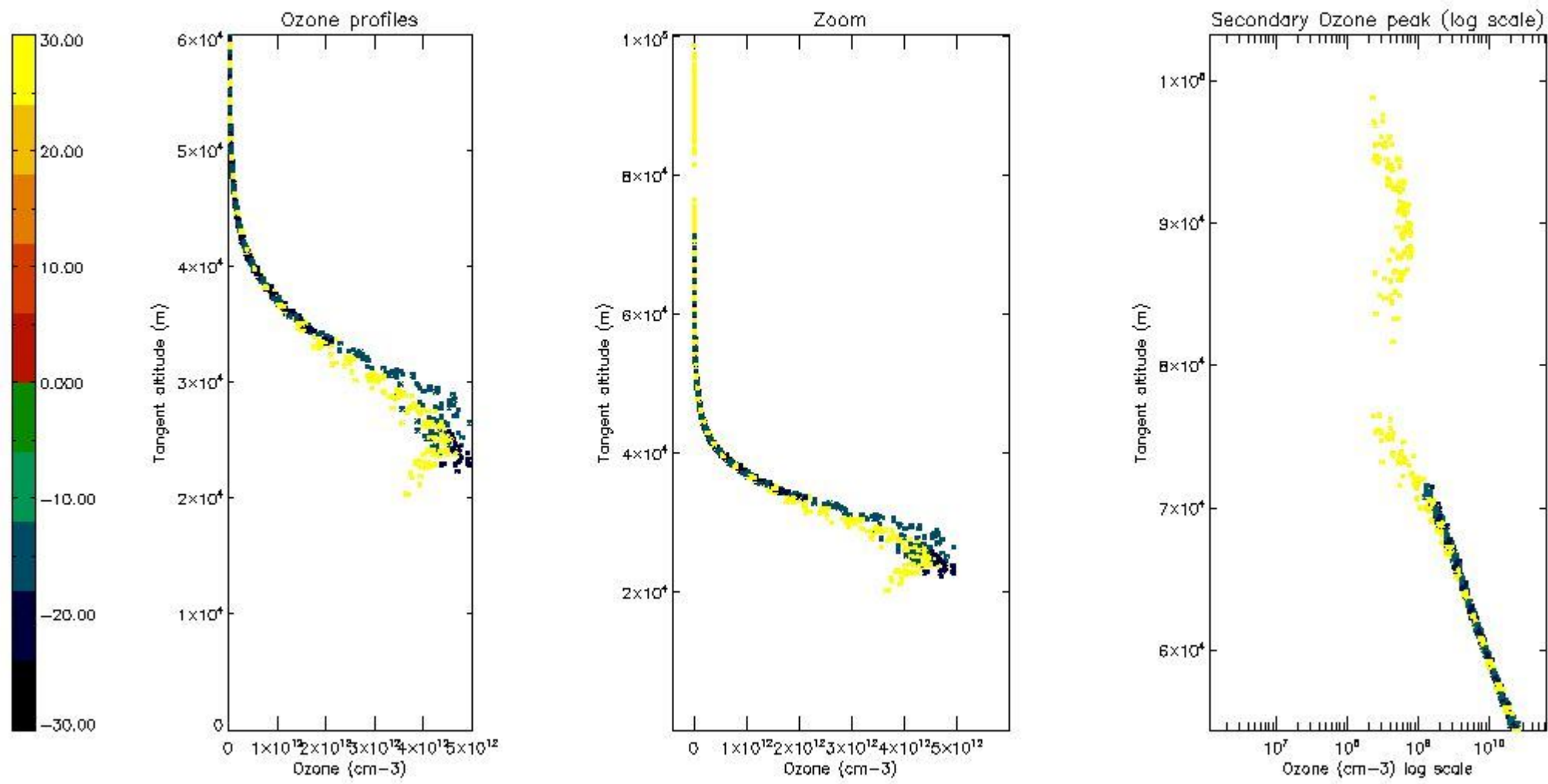
5.4 Plot ozone profiles where  $STD < 10\%$  (dark without errors)

The colorbar represents the latitude.



*5.5 Plot ozone profiles where STD < 5% (dark without errors)*

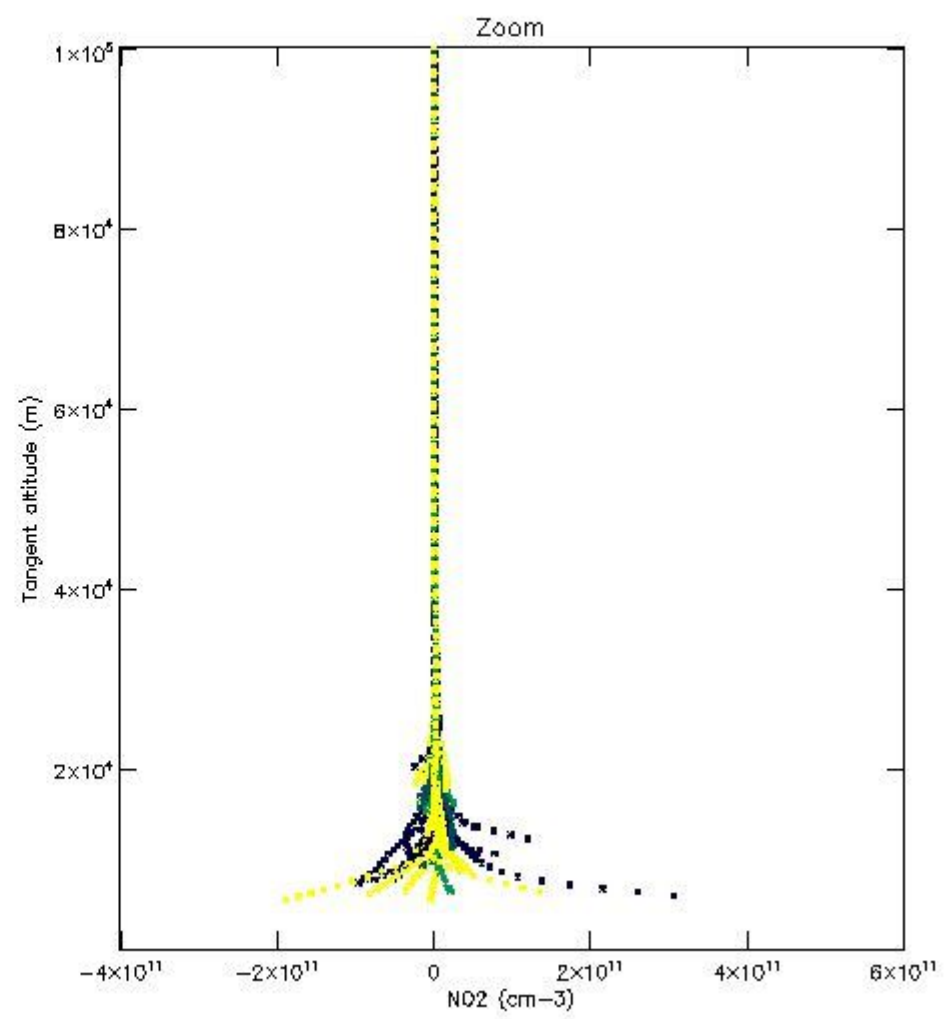
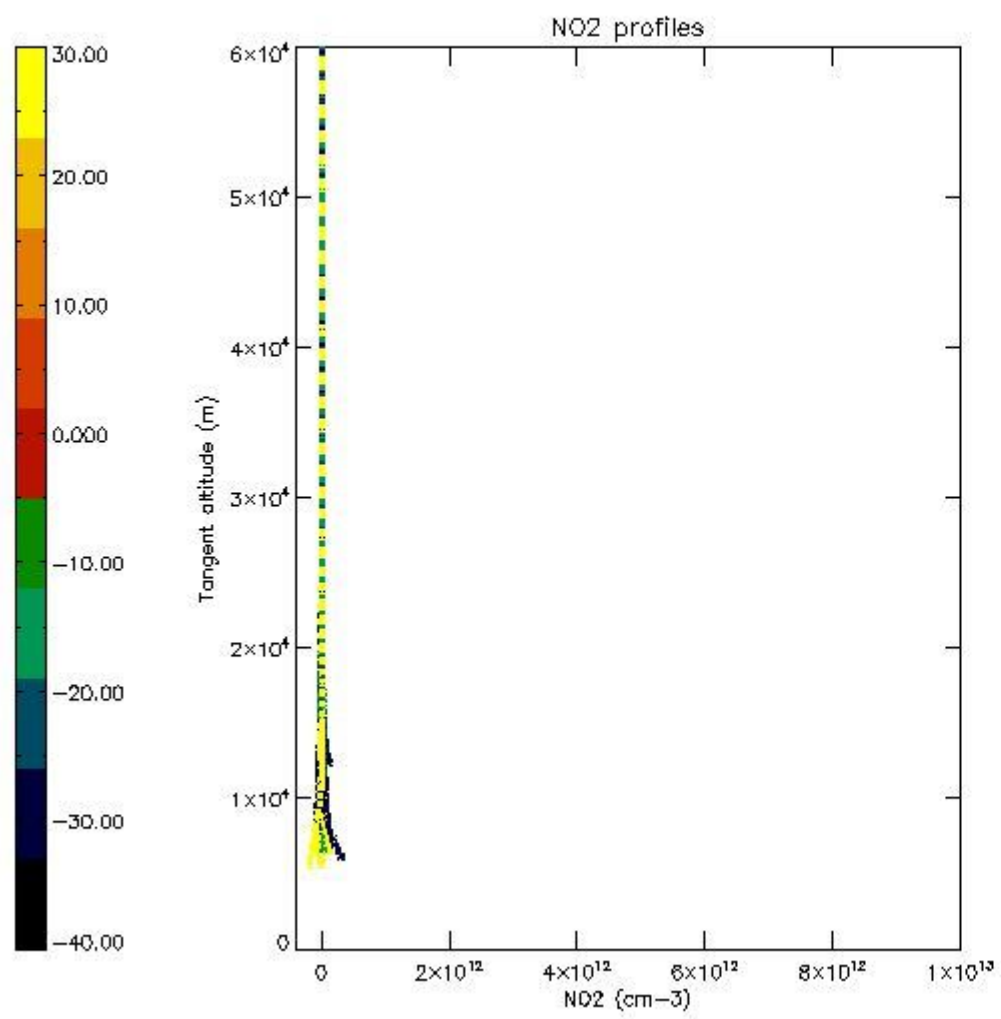
The colorbar represents the latitude.



*5.6 Plot NO<sub>2</sub> profiles for all STD (dark without errors)*

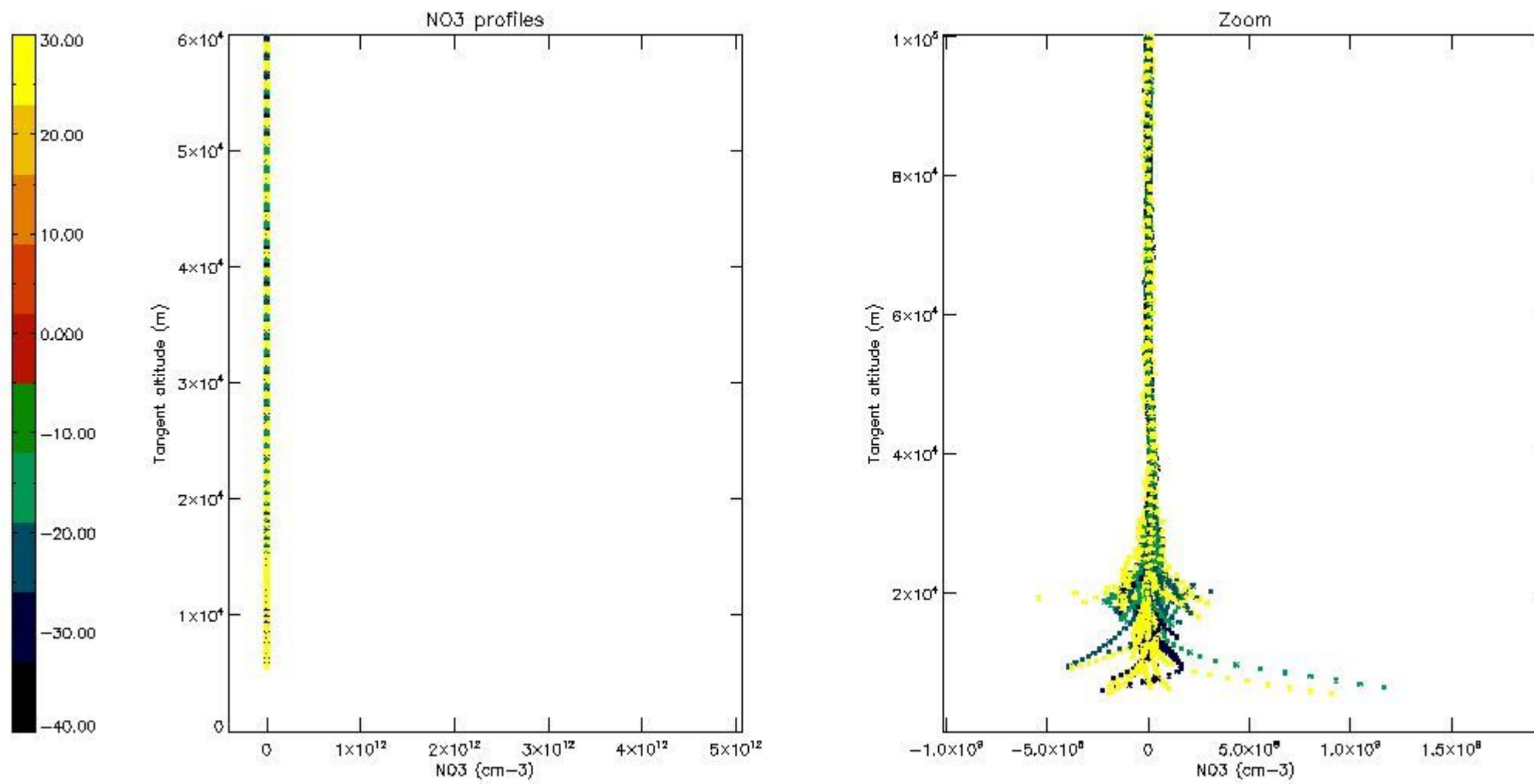
The colorbar represents the latitude.





*5.7 Plot NO3 profiles for all STD (dark without errors)*

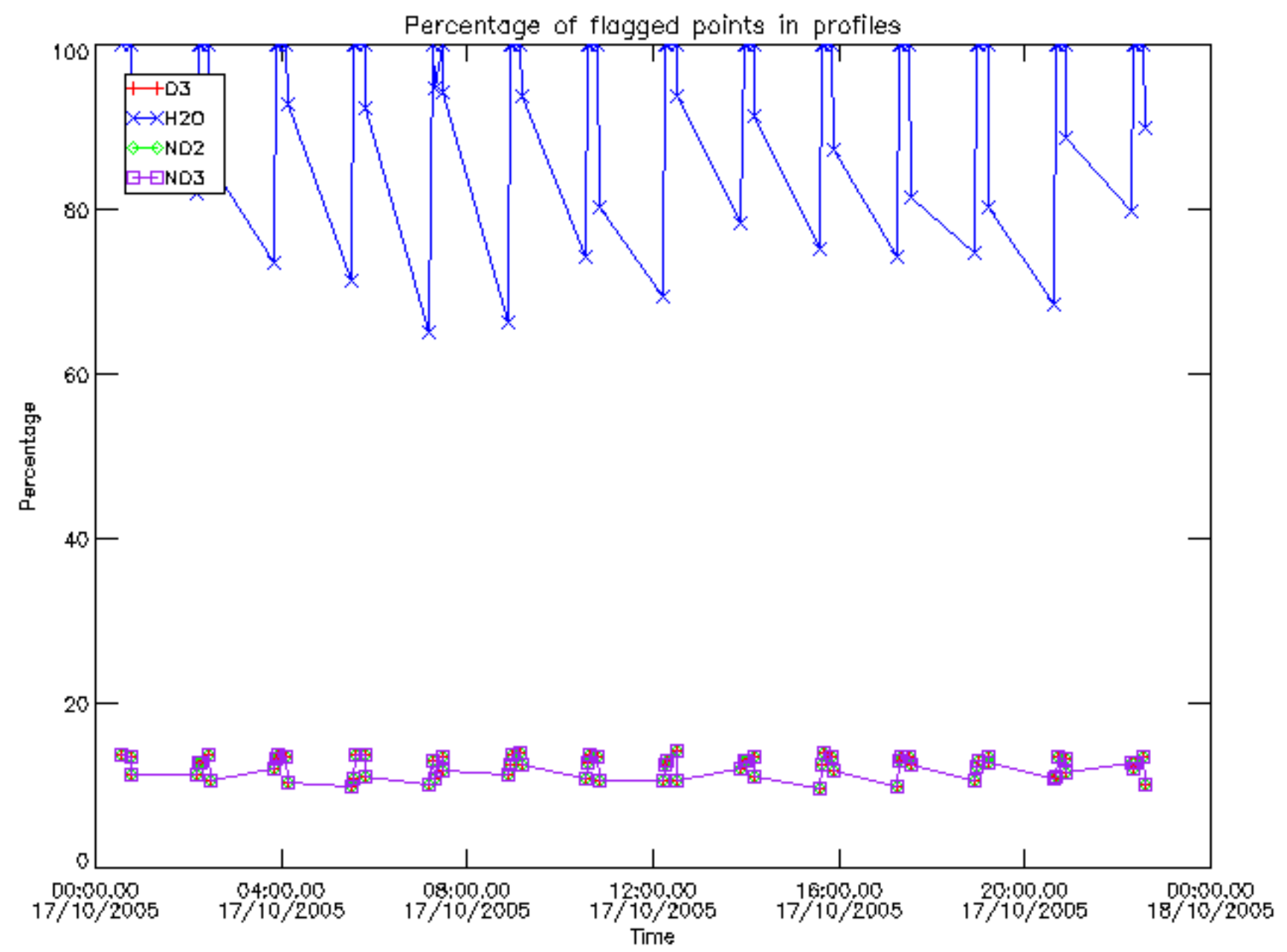
The colorbar represents the latitude.



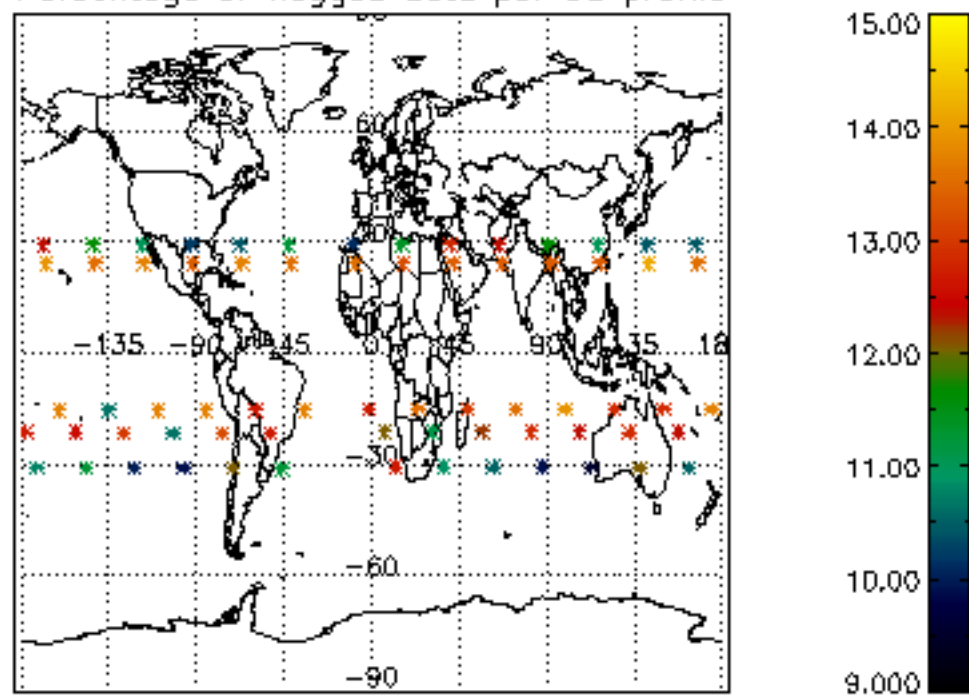
## 6. Auxiliary Data Files used for the production reported in section 2

The number reported in the third column indicates since which file (see list in section 2) the corresponding auxiliary file has been used. The fourth column is the date of those product files.

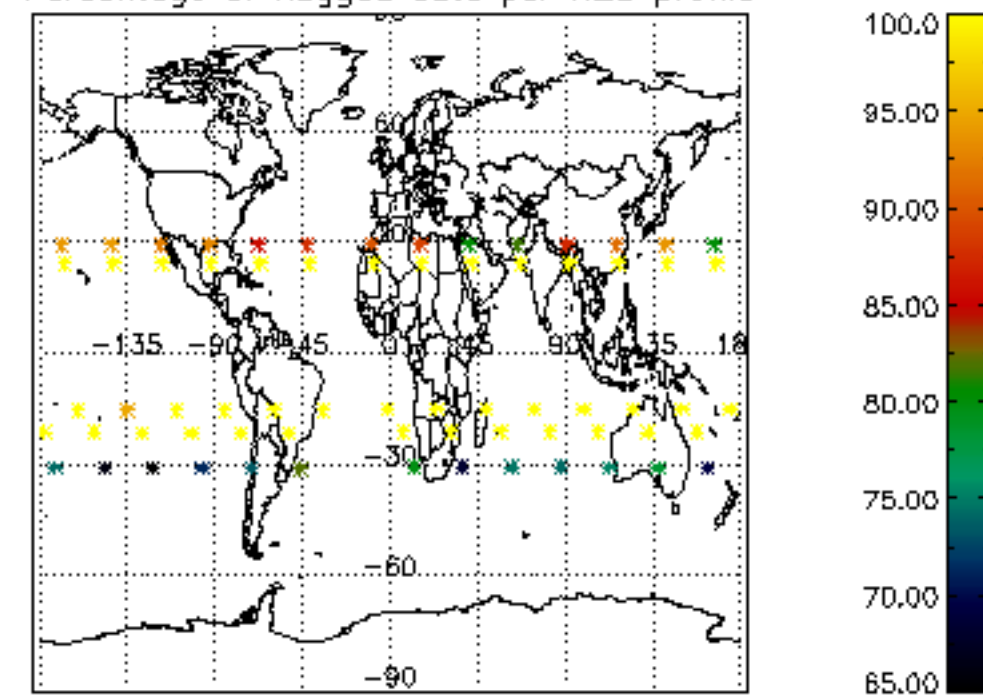
Type	Auxiliary Filename	Used since product	Used since product date
INST_PHYS_CHARACTERISTICS	GOM_INS_AXVIEC20091111_143220_20030716_120000_20500101_000000	1	17-OCT-2005 00:34:28
LEVEL-2_PROC_CONFIG	GOM_PR2_AXVIEC20091111_152718_20020301_000000_20500101_000000	1	17-OCT-2005 00:34:28
CROSS_SECTIONS_FILE	GOM_CRS_AXVIEC20091111_154832_20020301_000000_20500101_000000	1	17-OCT-2005 00:34:28



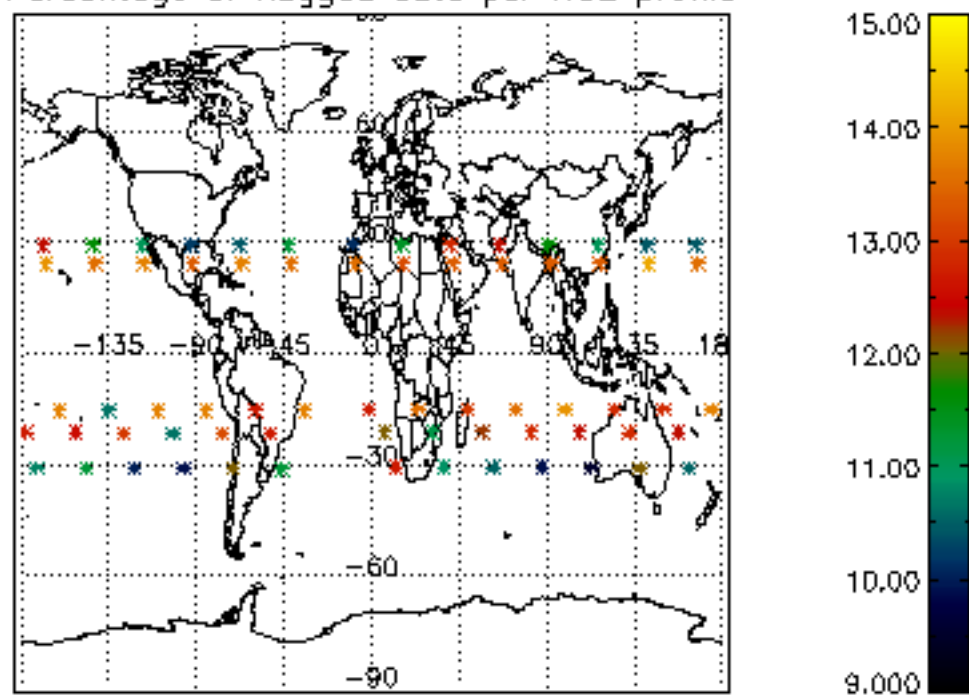
Percentage of flagged data per D3 profile



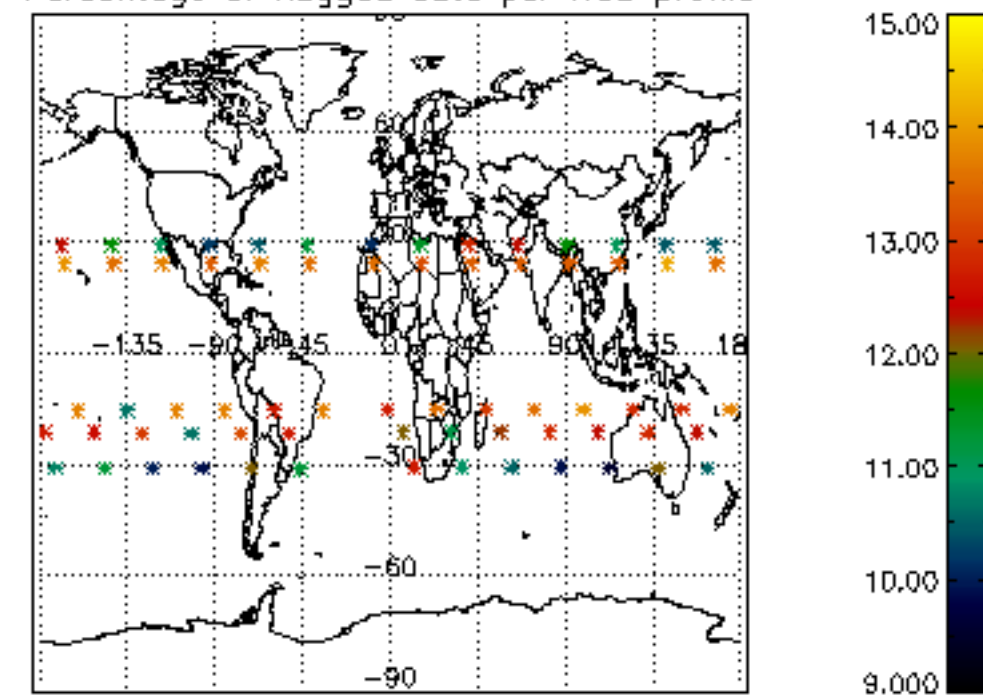
Percentage of flagged data per H2O profile



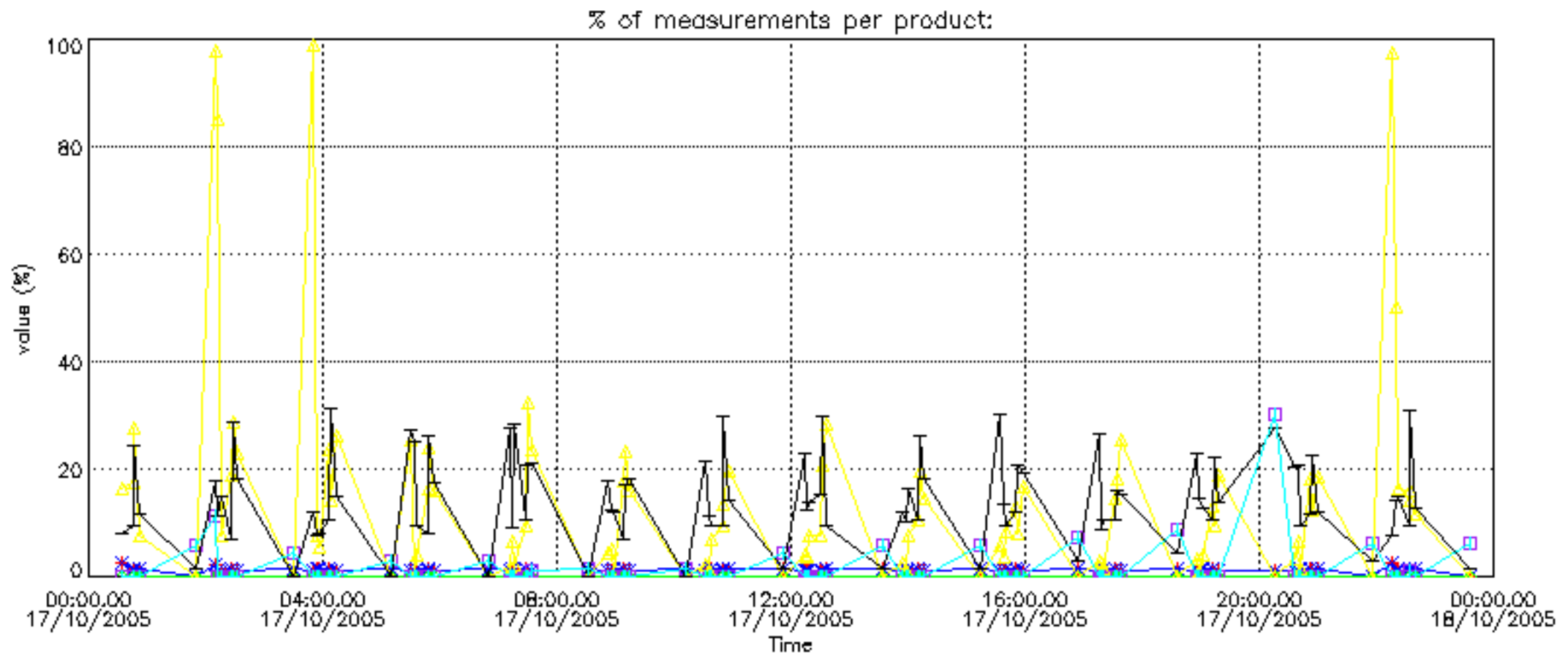
Percentage of flagged data per NO2 profile

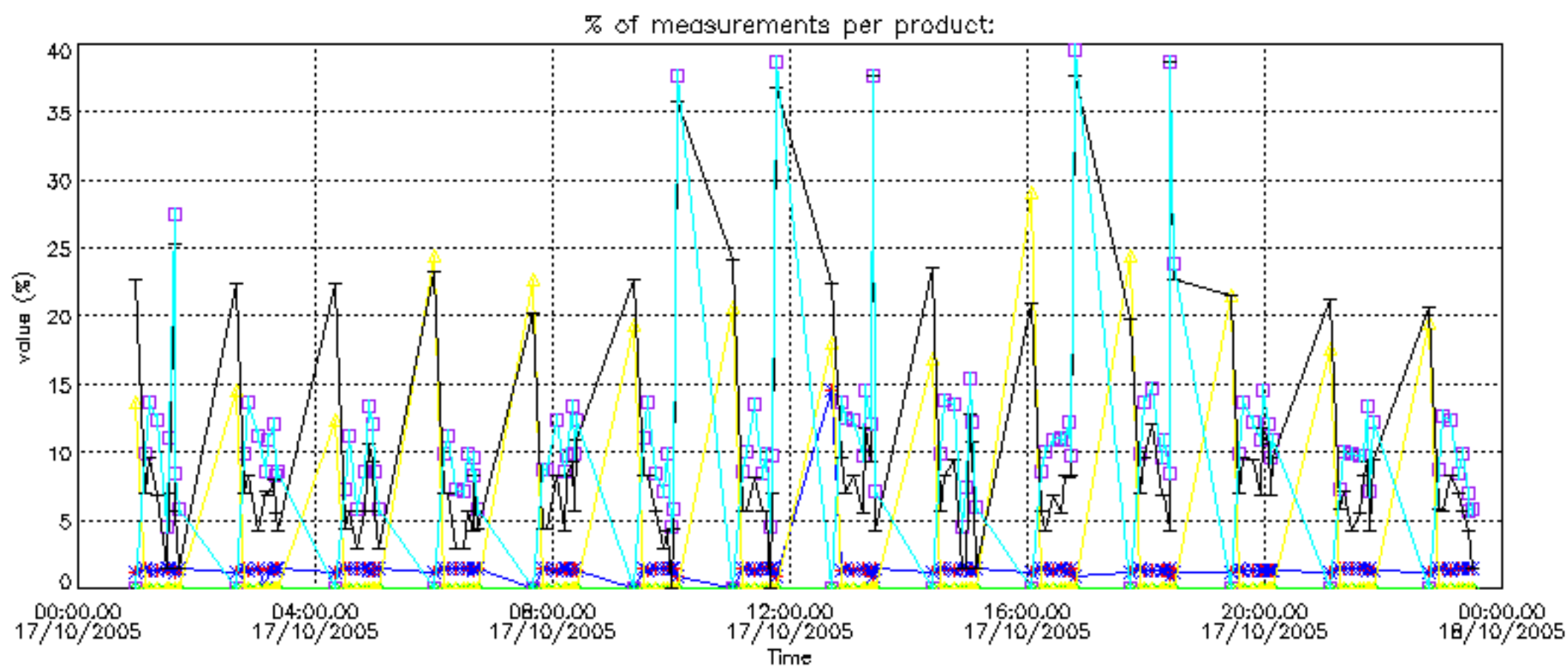


Percentage of flagged data per NO3 profile

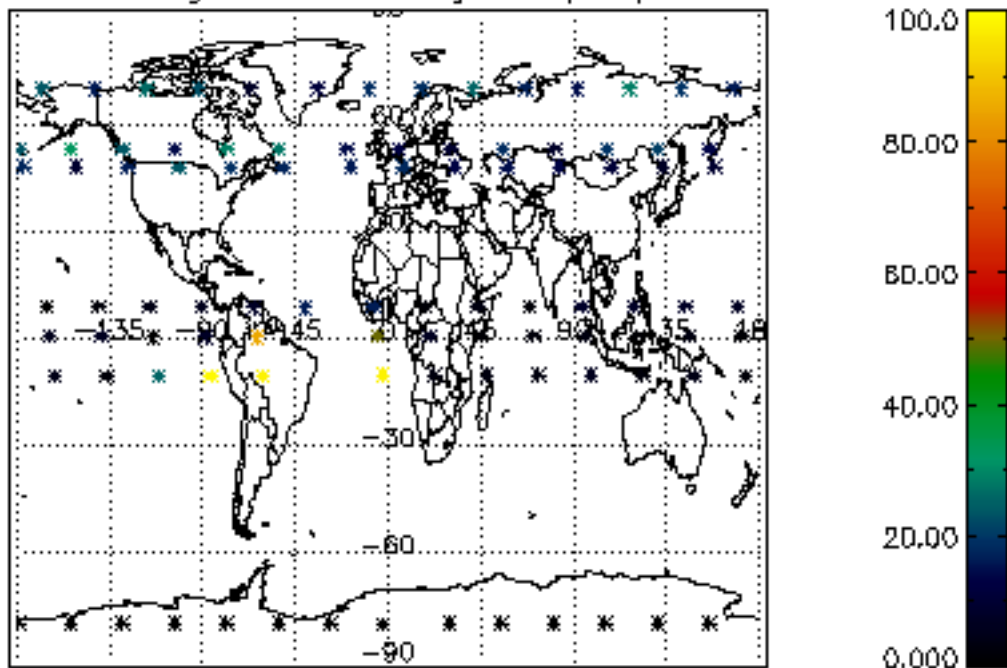




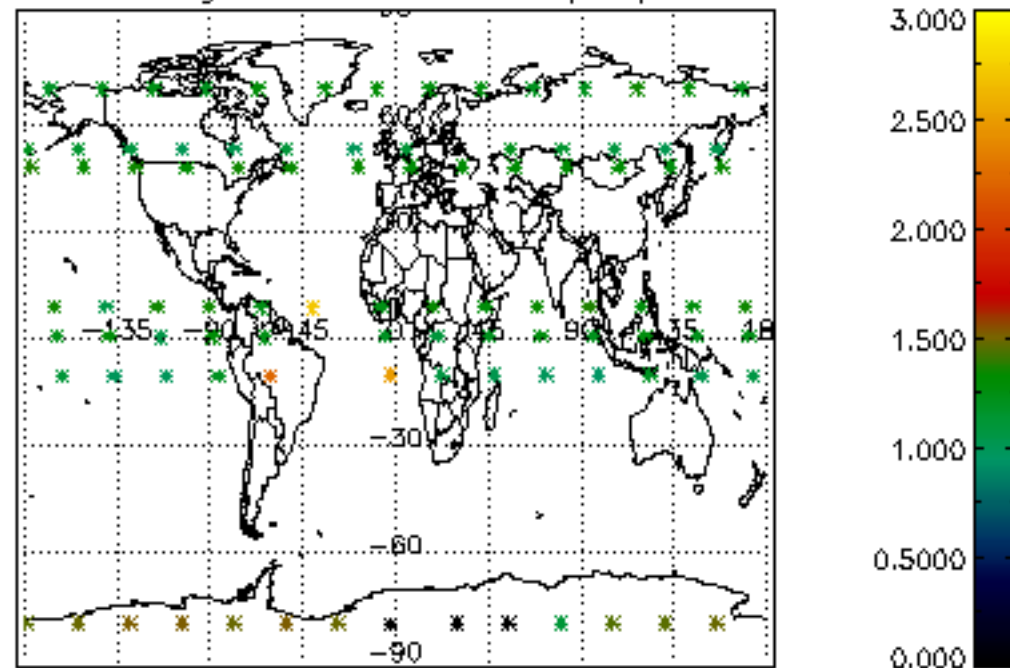




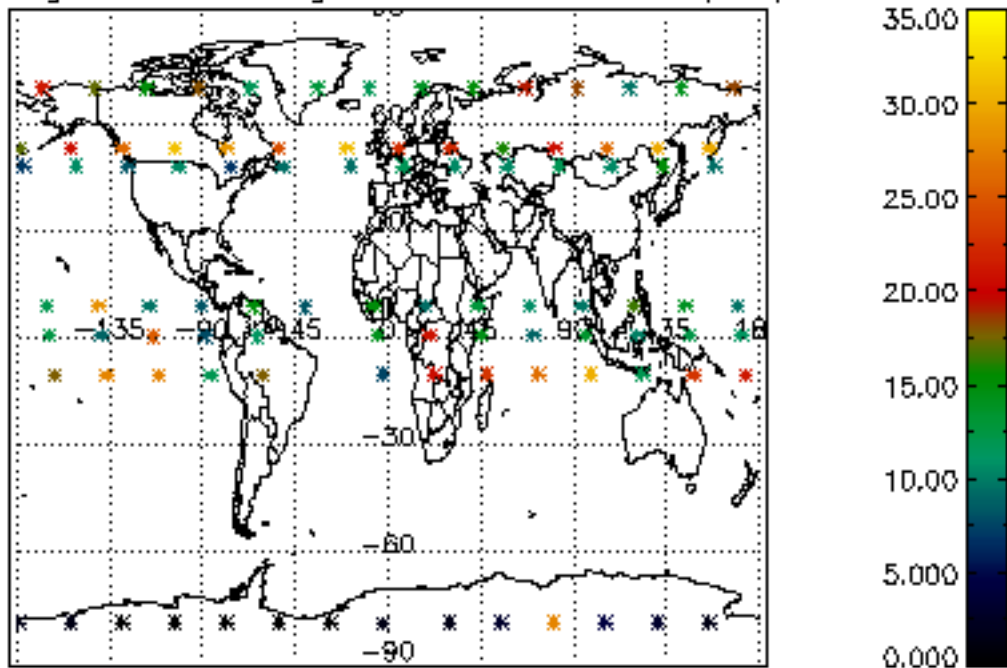
Percentage of cosmic ray hits per profile



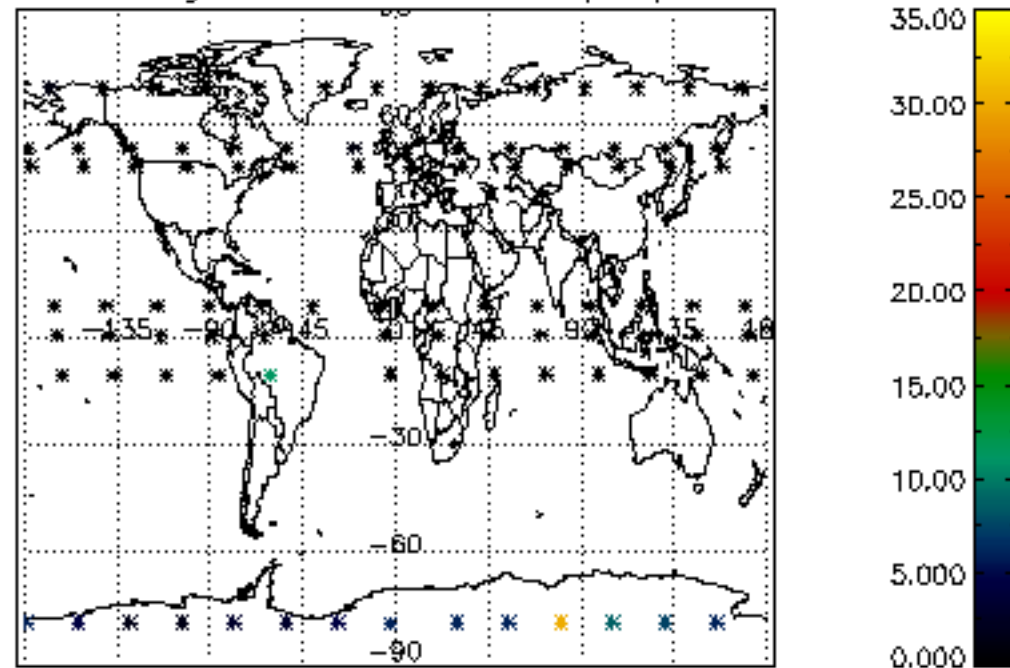
Percentage of datation errors per profile



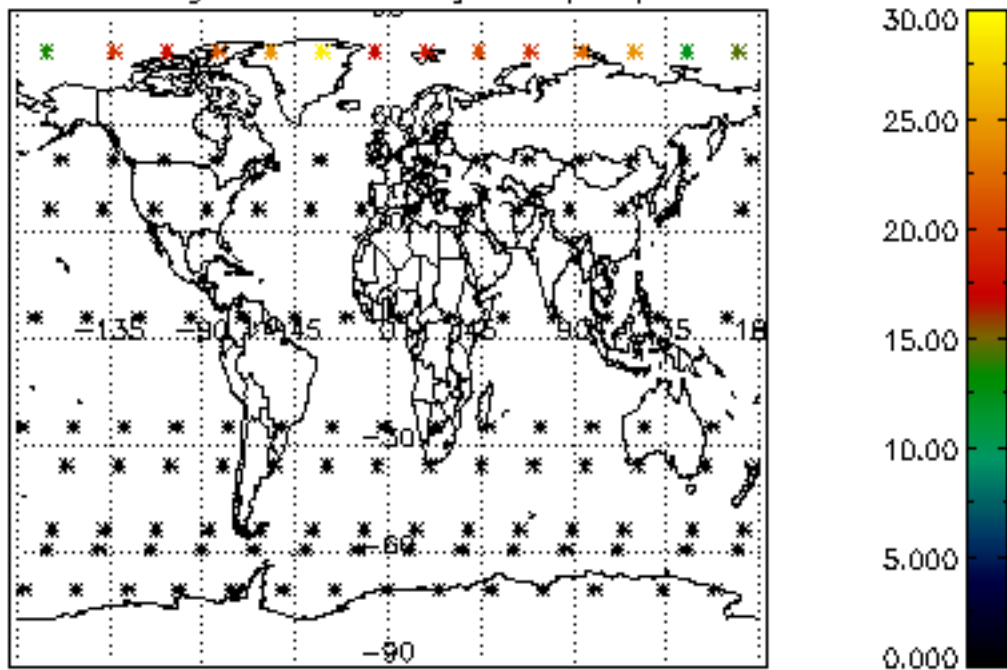
Percentage of star falling outside central band per profile



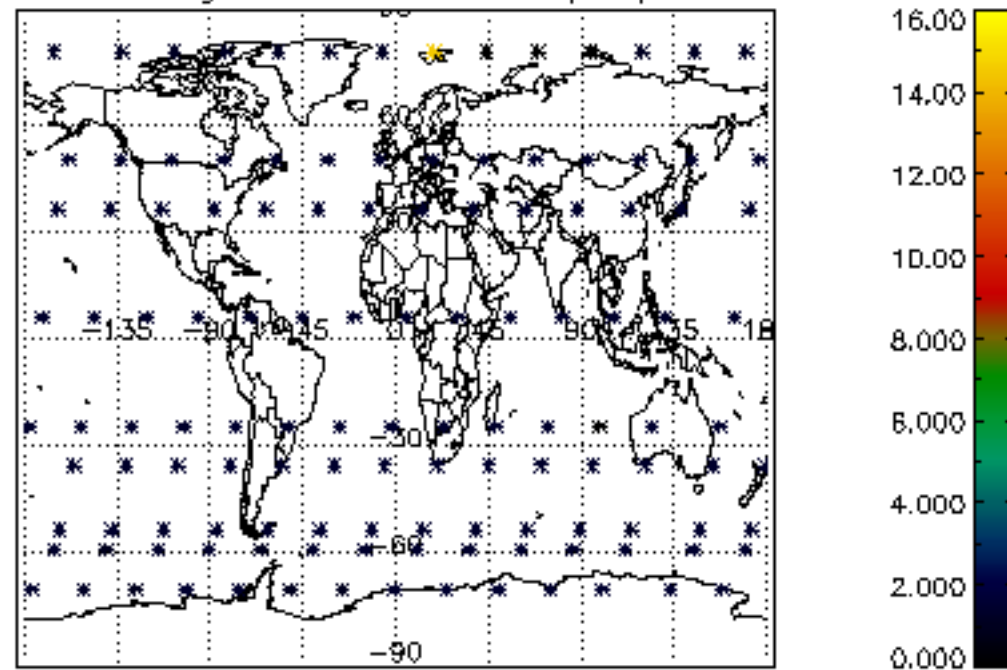
Percentage of saturation errors per profile



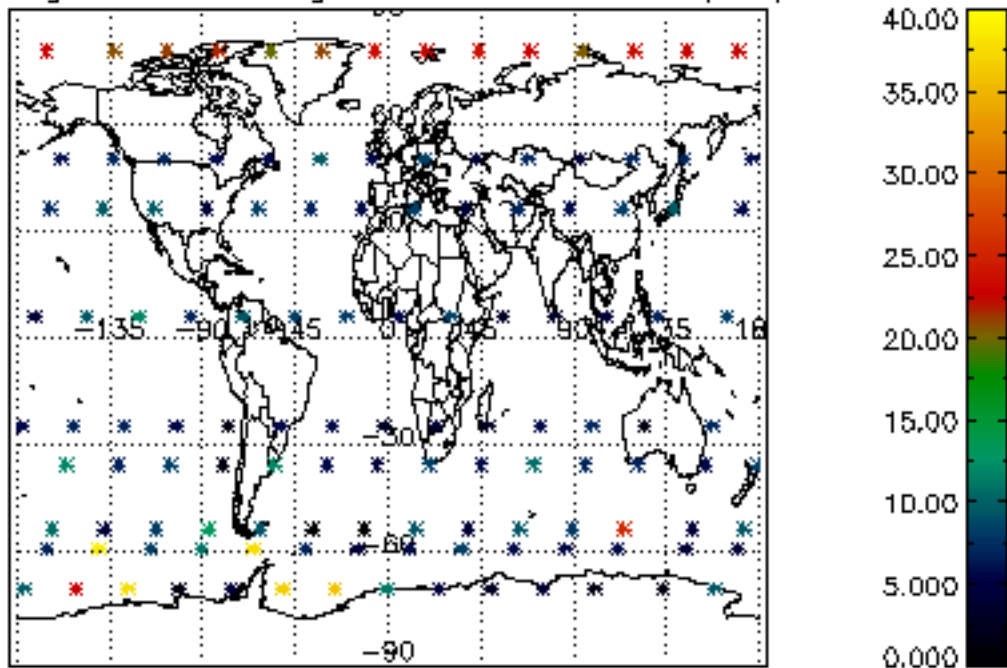
Percentage of cosmic ray hits per profile



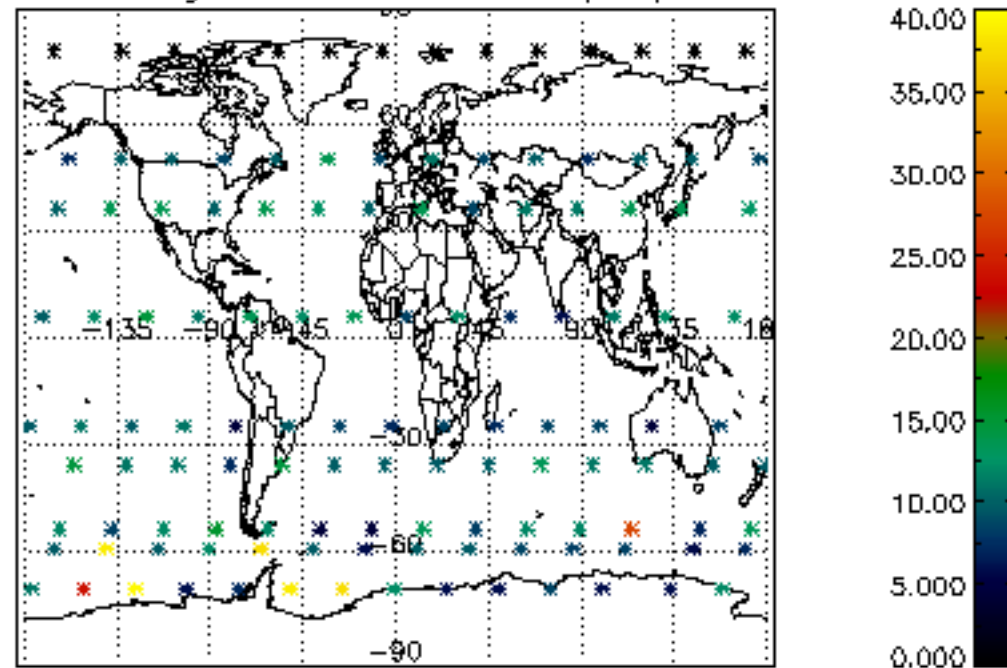
Percentage of datation errors per profile



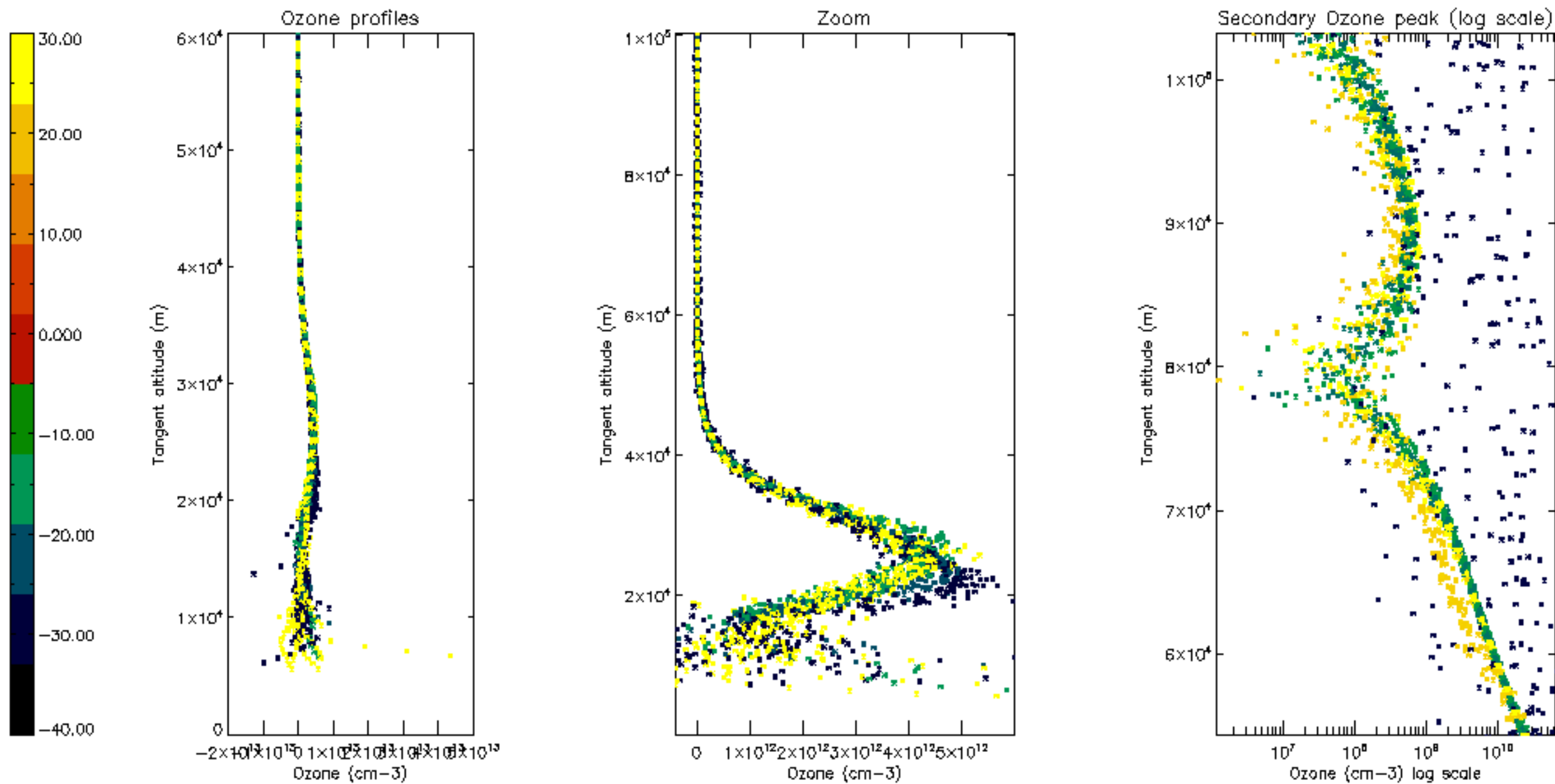
Percentage of star falling outside central band per profile

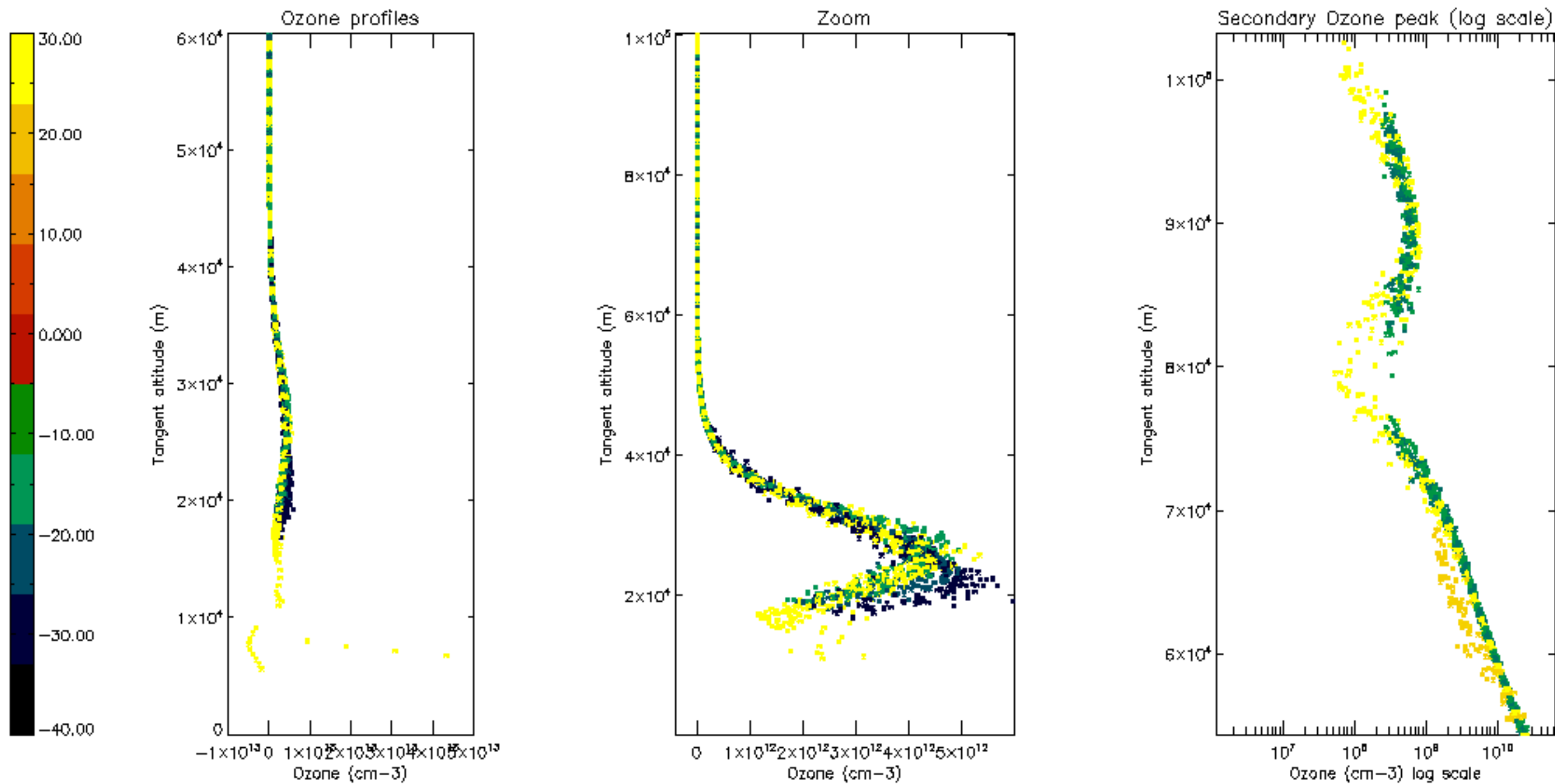


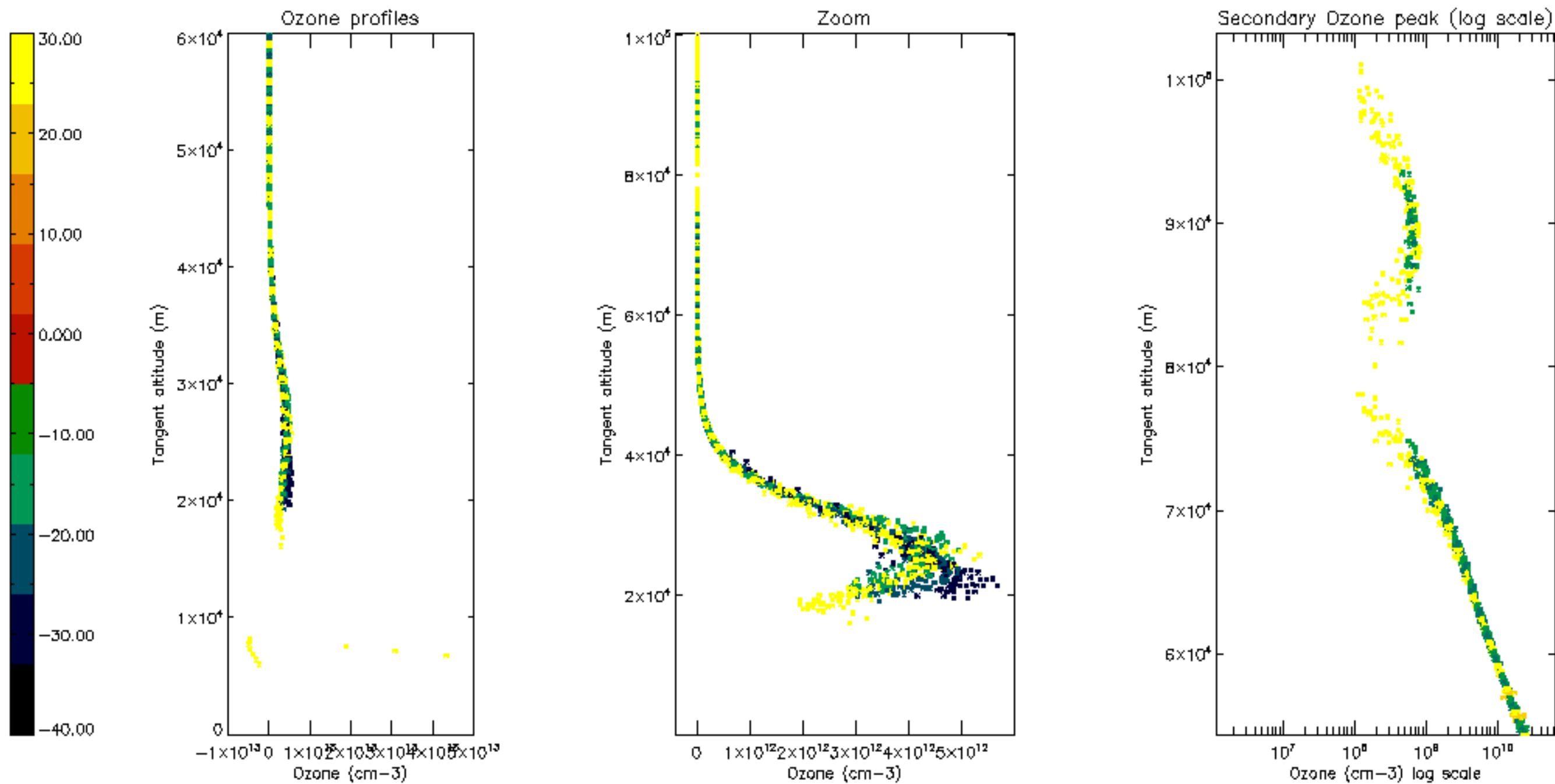
Percentage of saturation errors per profile

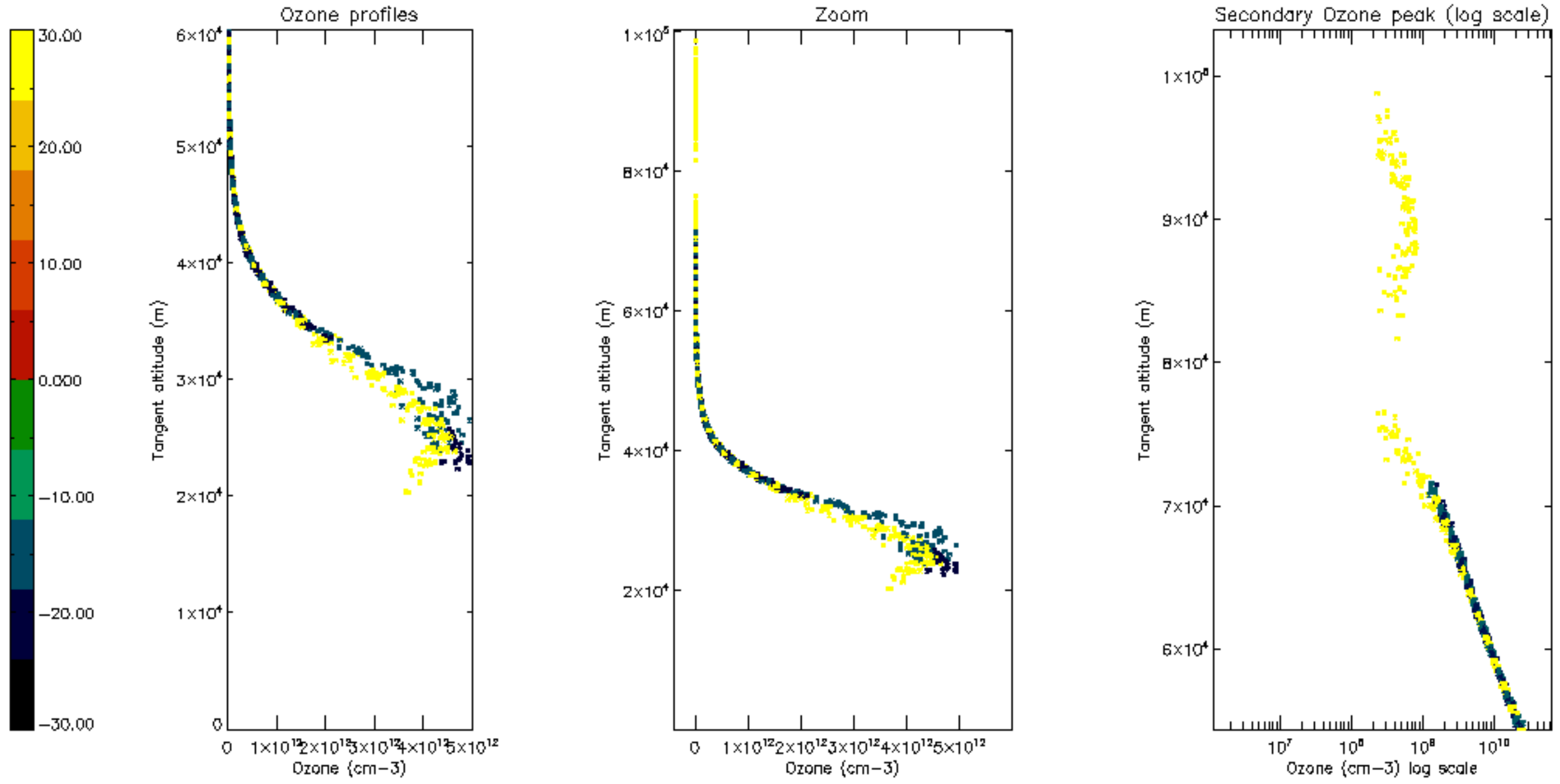




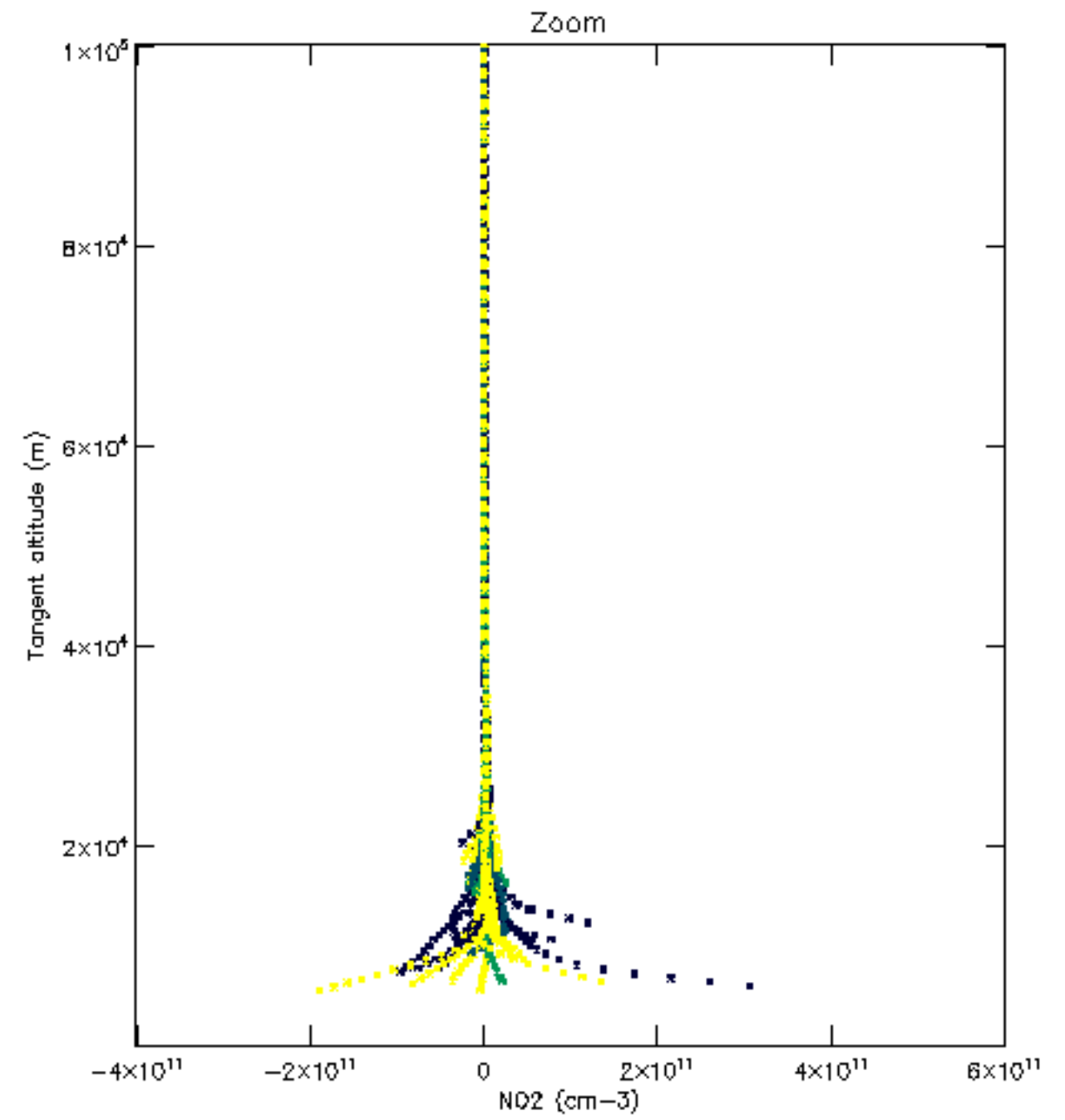
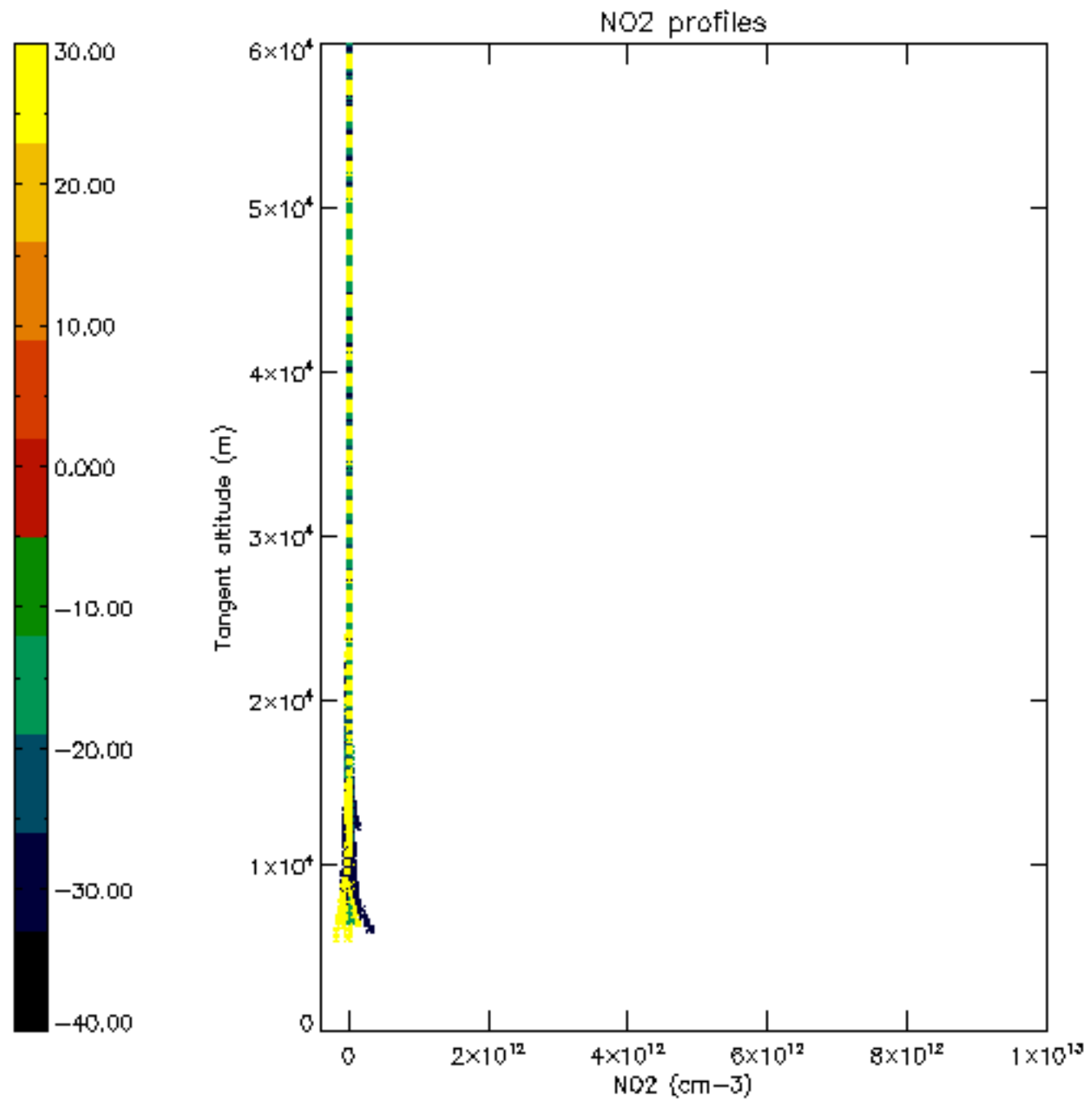


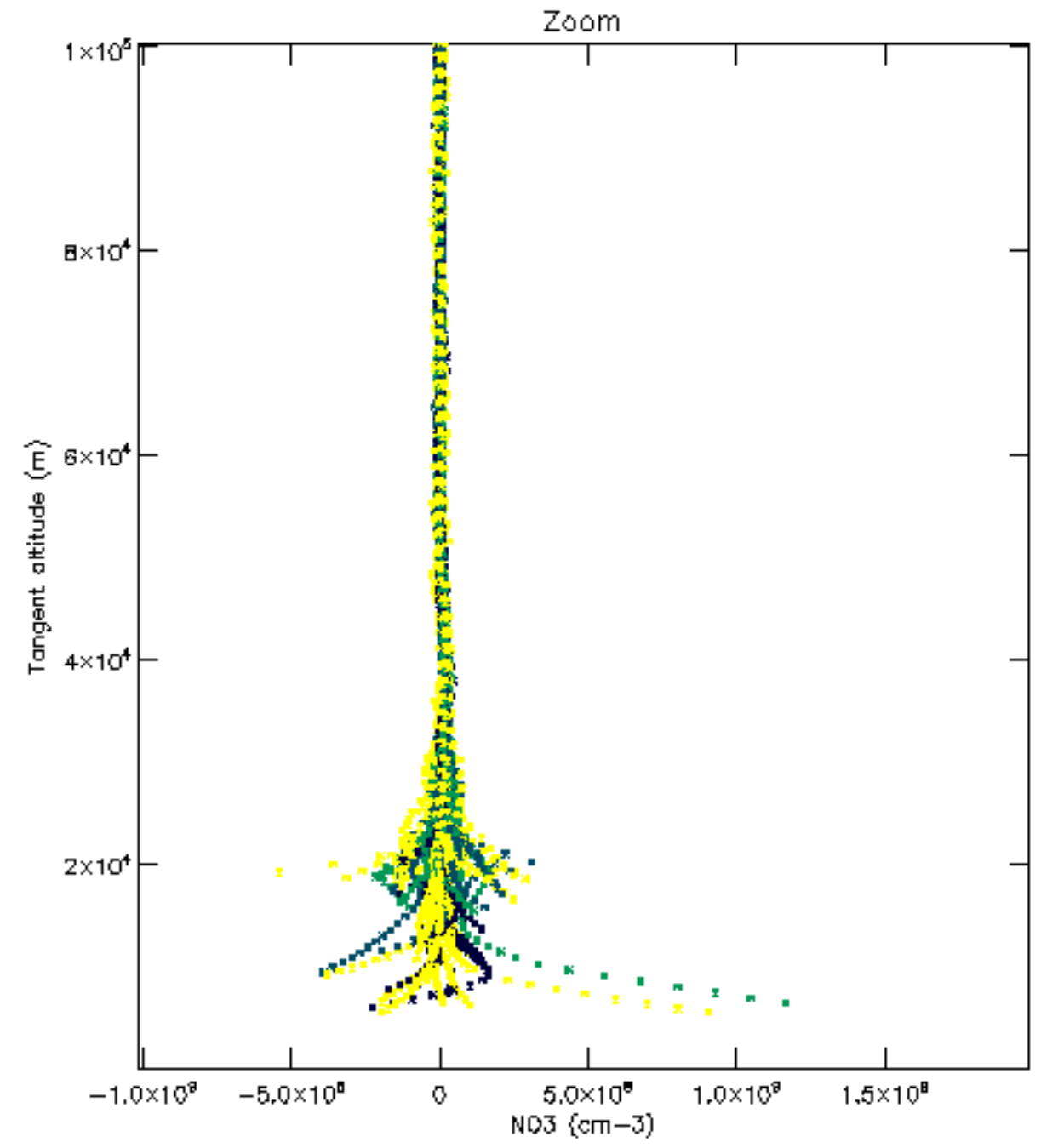
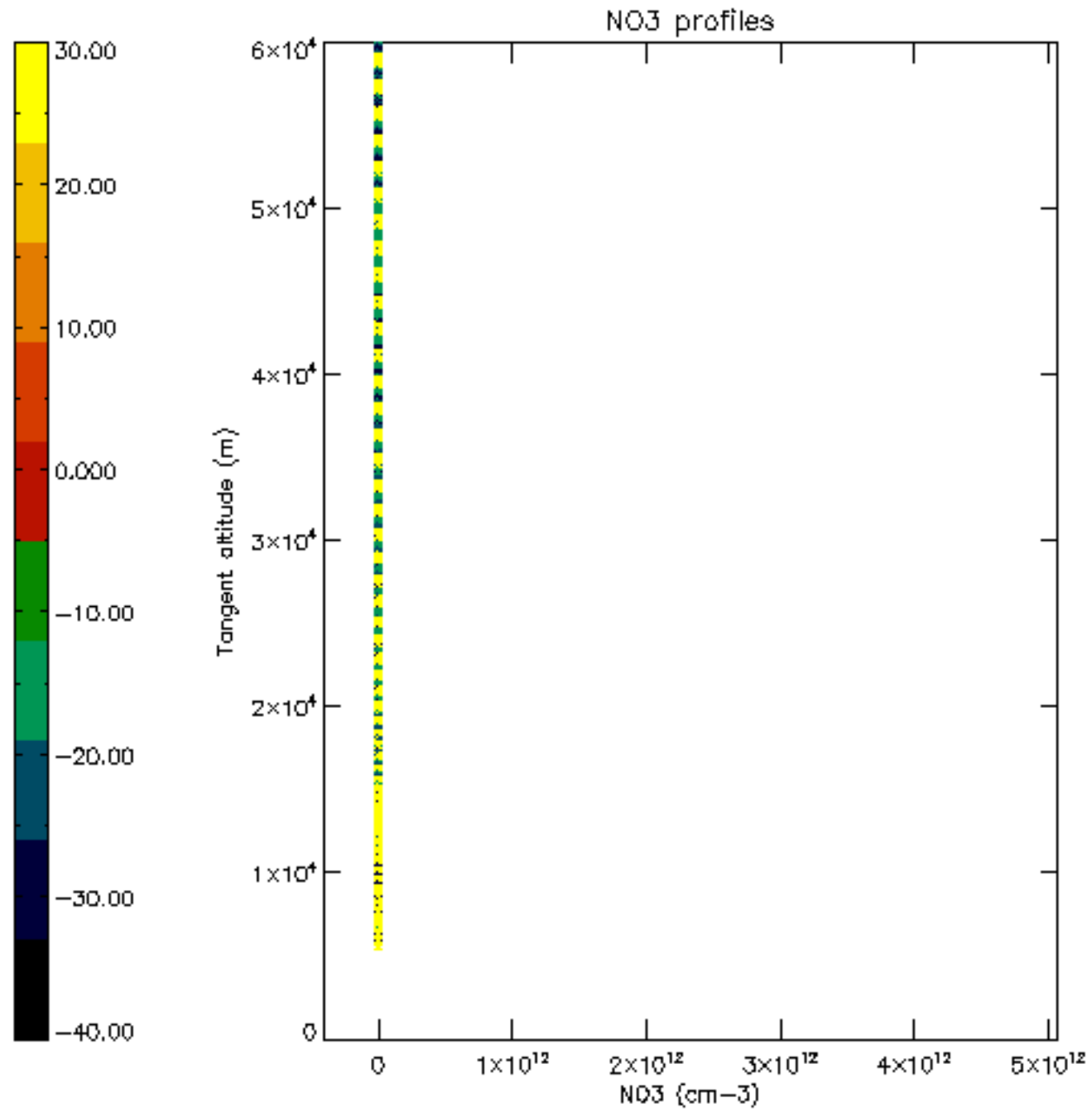


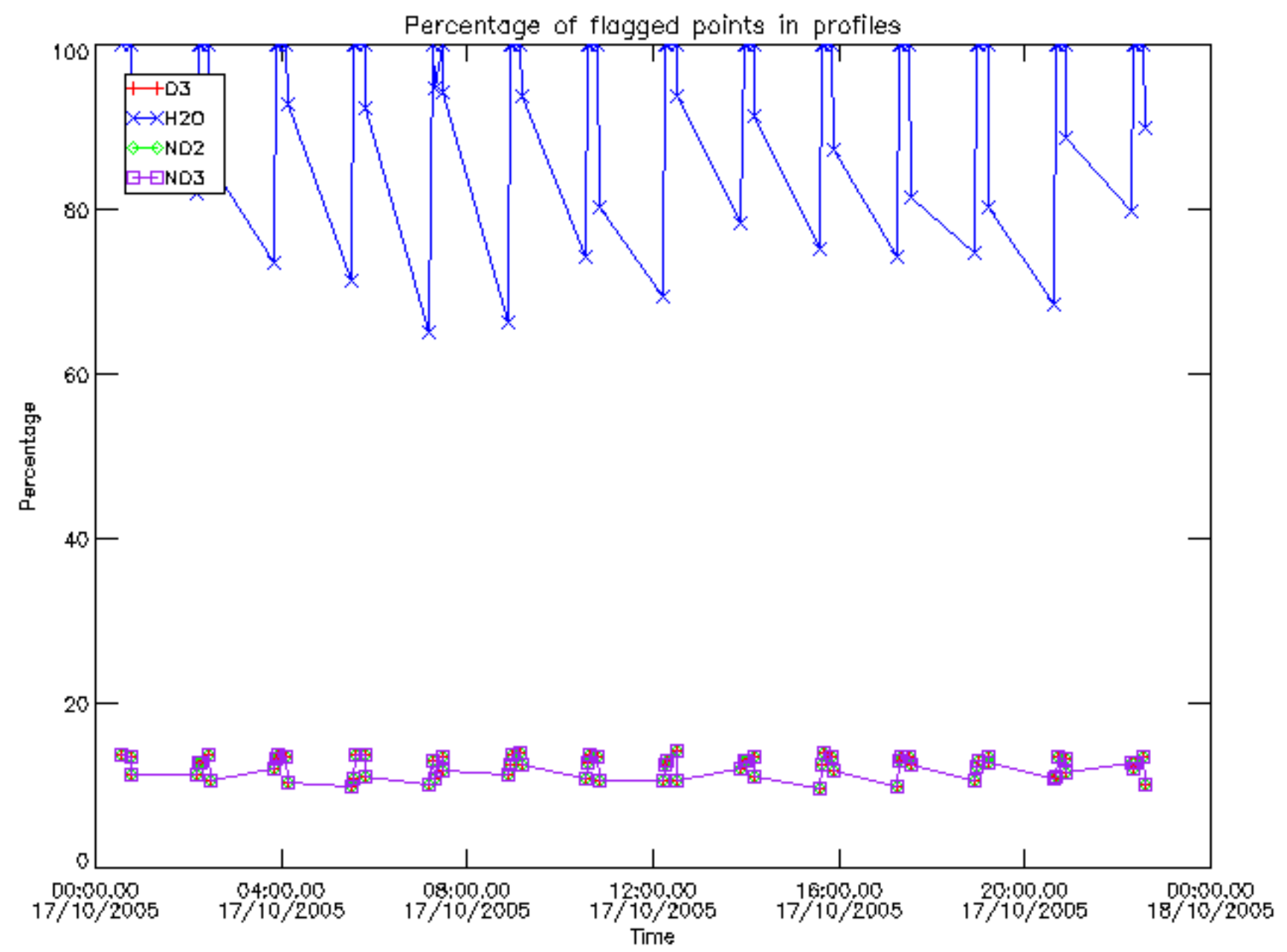




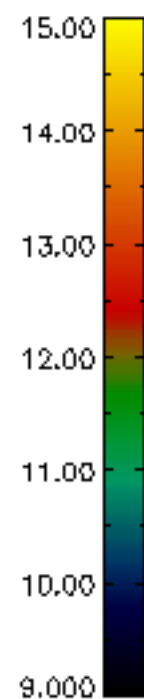
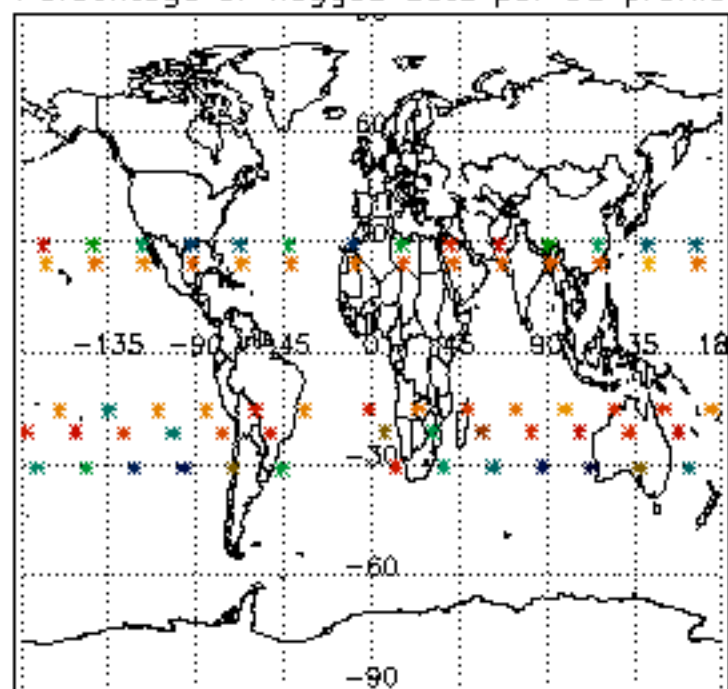




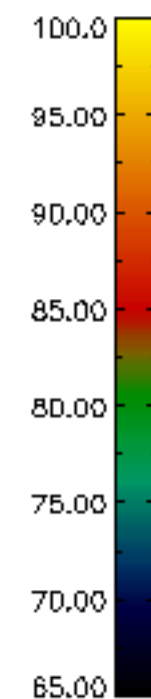
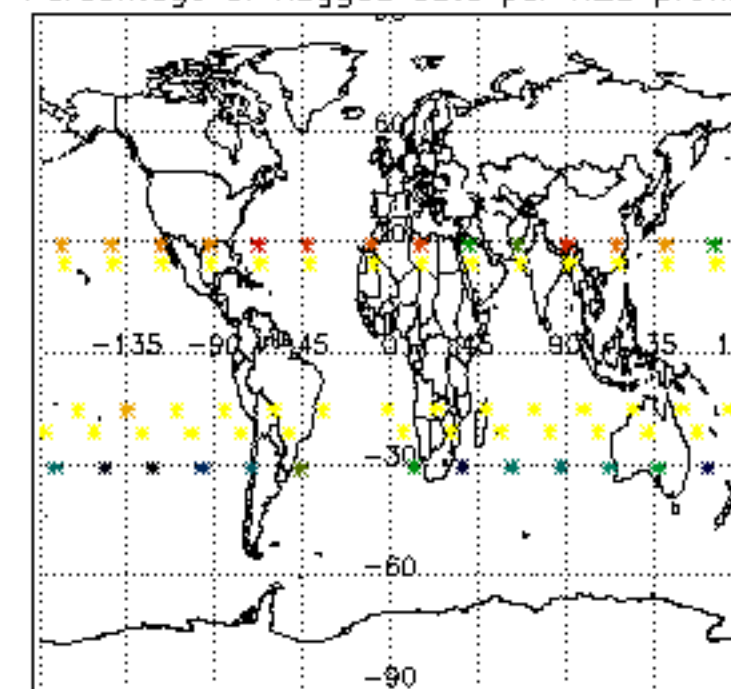




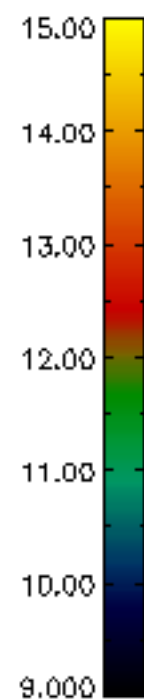
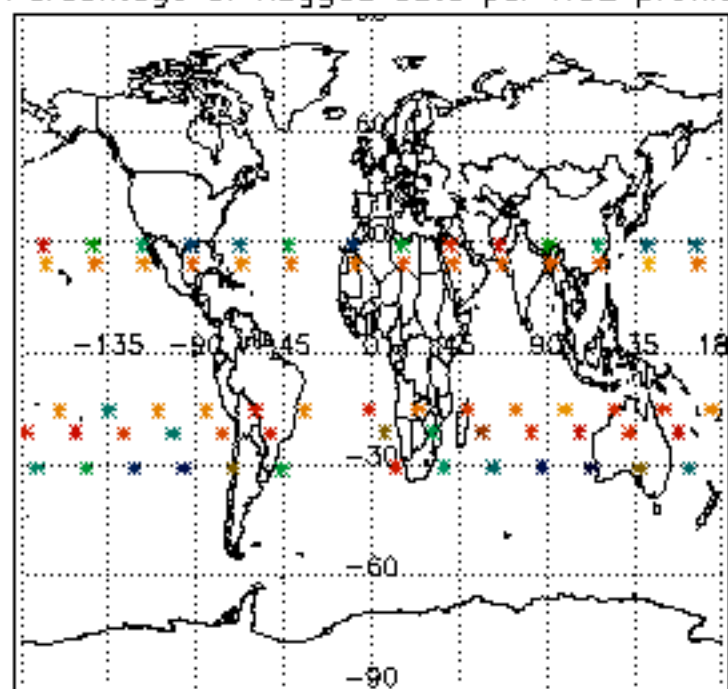
Percentage of flagged data per D3 profile



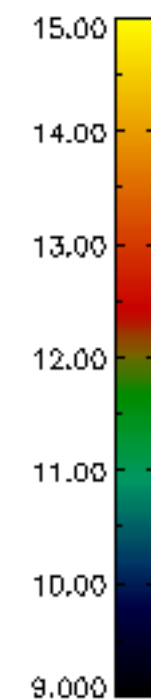
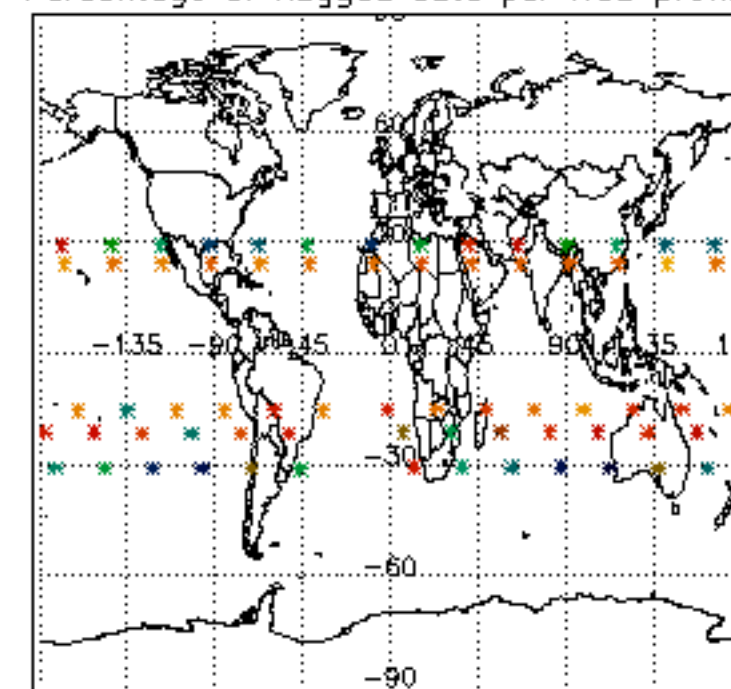
Percentage of flagged data per H2O profile



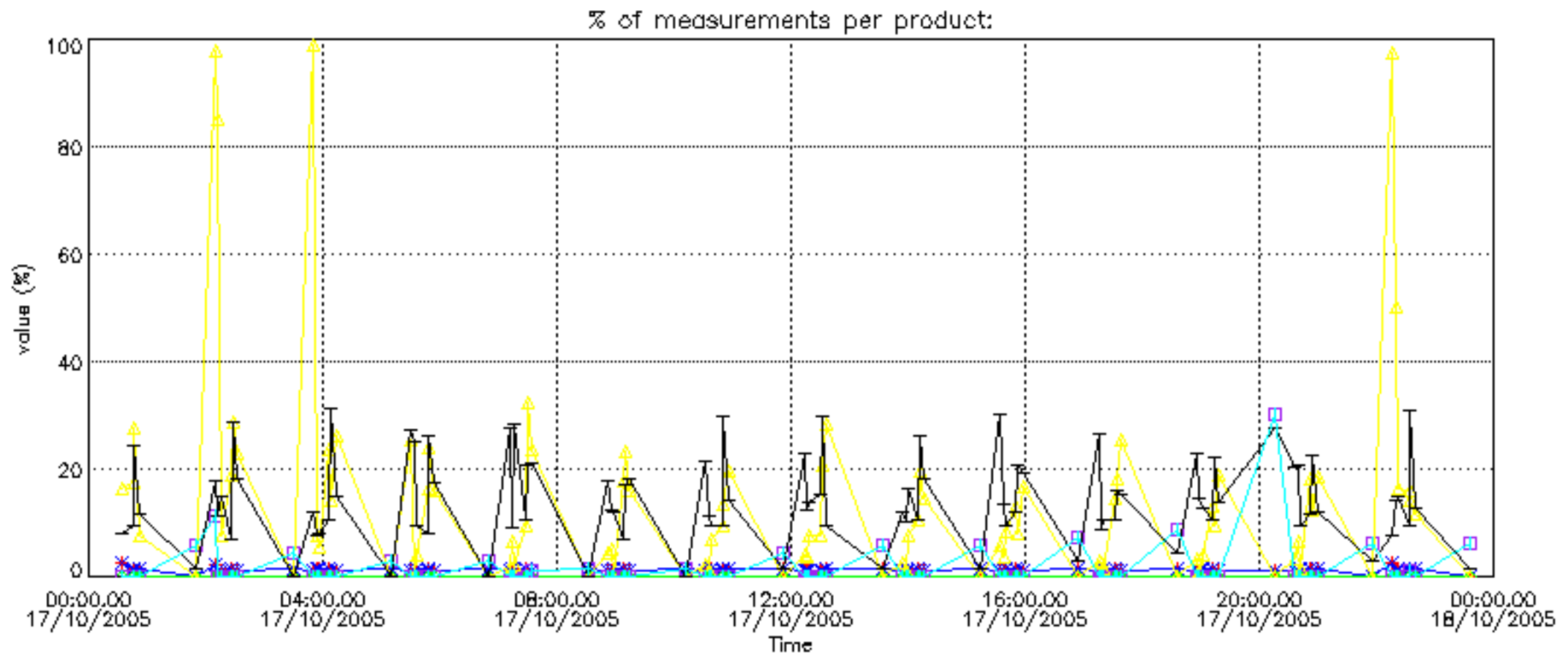
Percentage of flagged data per NO2 profile

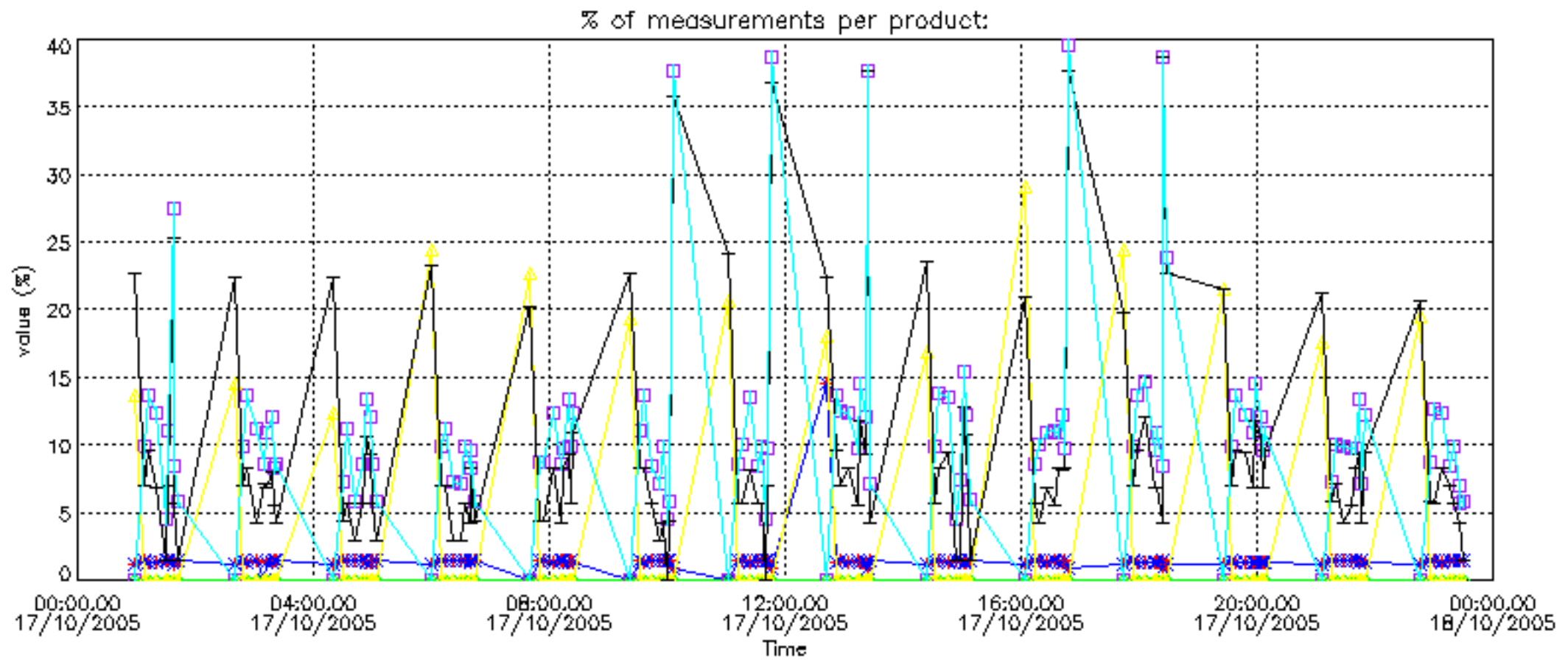


Percentage of flagged data per NO3 profile

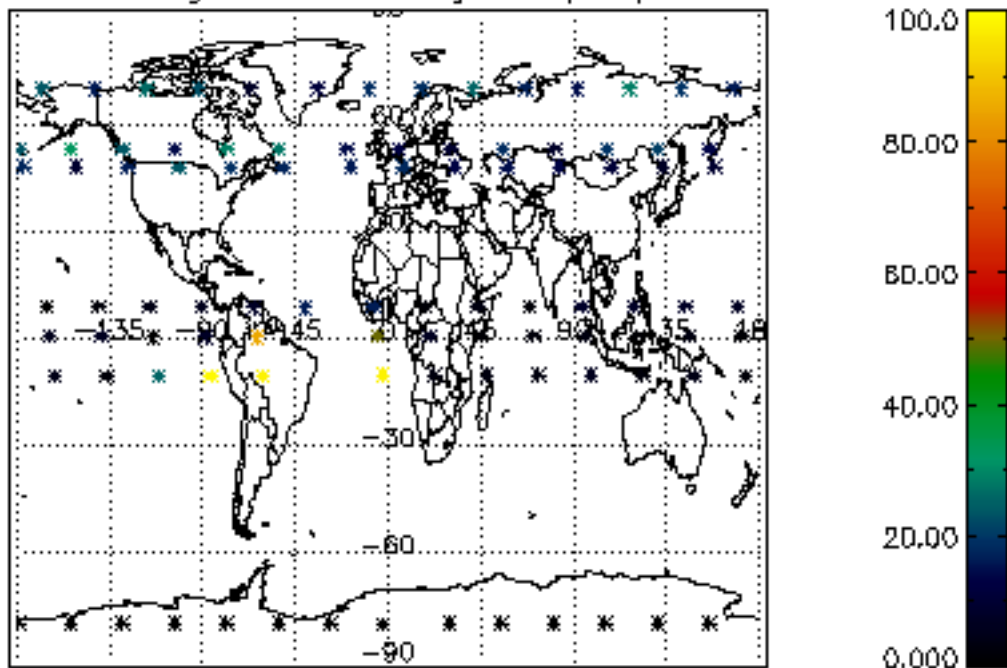




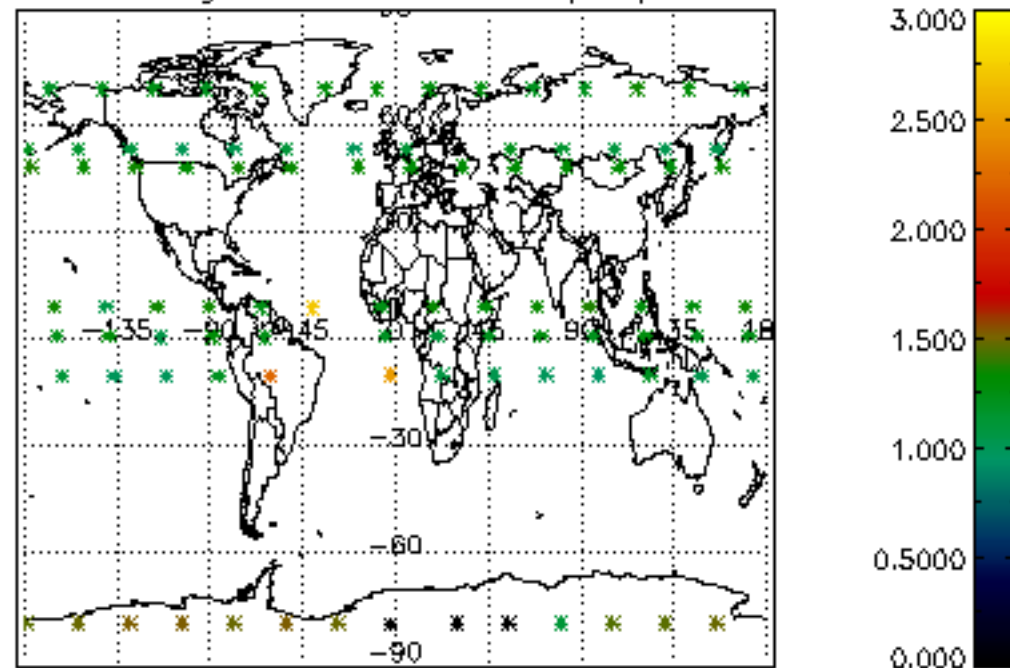




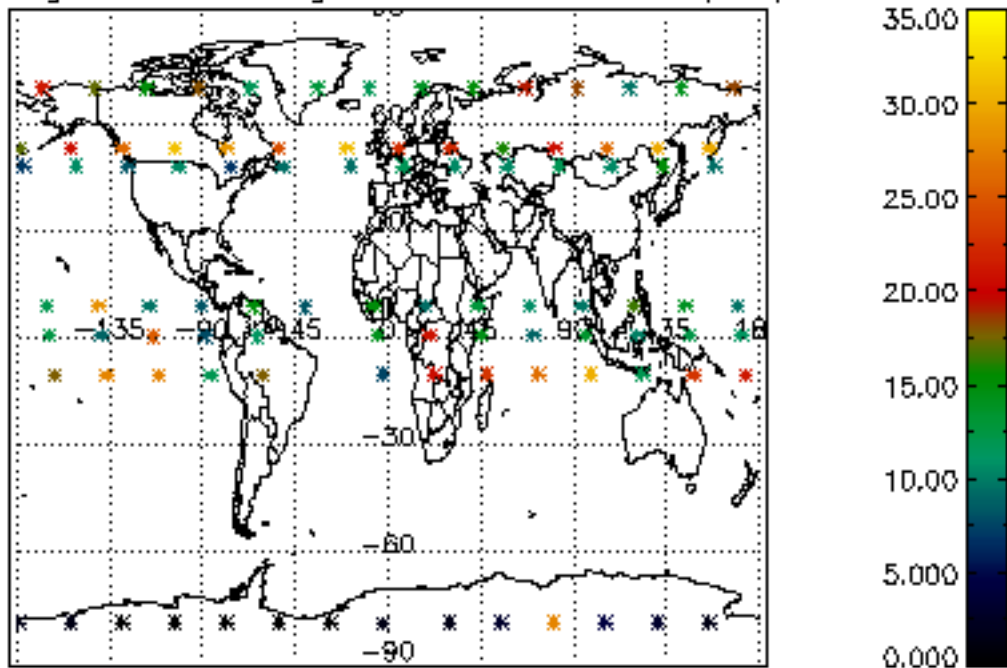
Percentage of cosmic ray hits per profile



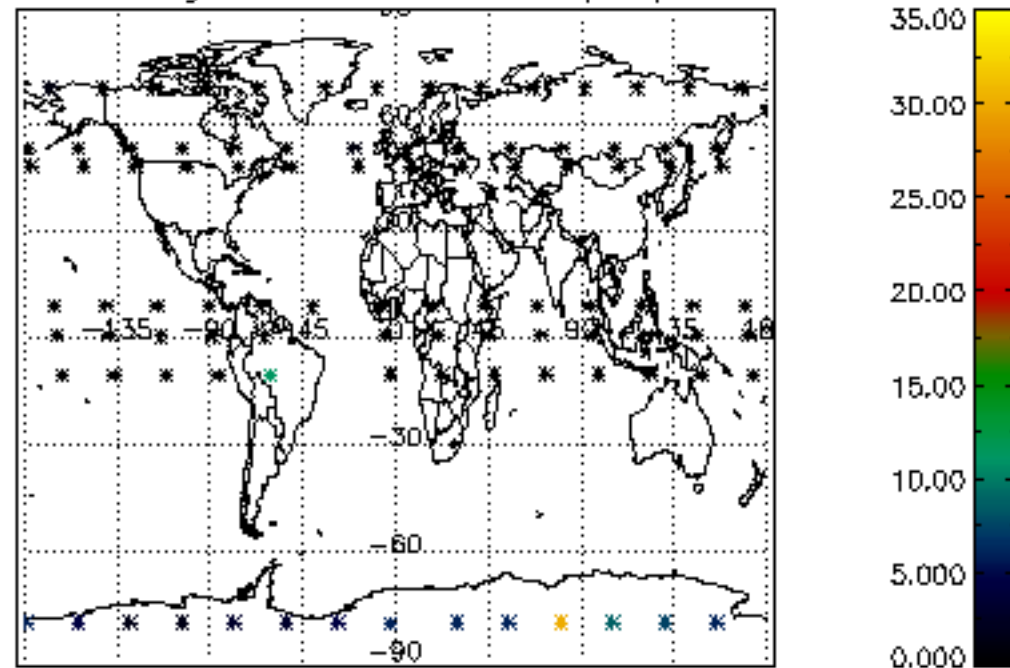
Percentage of datation errors per profile



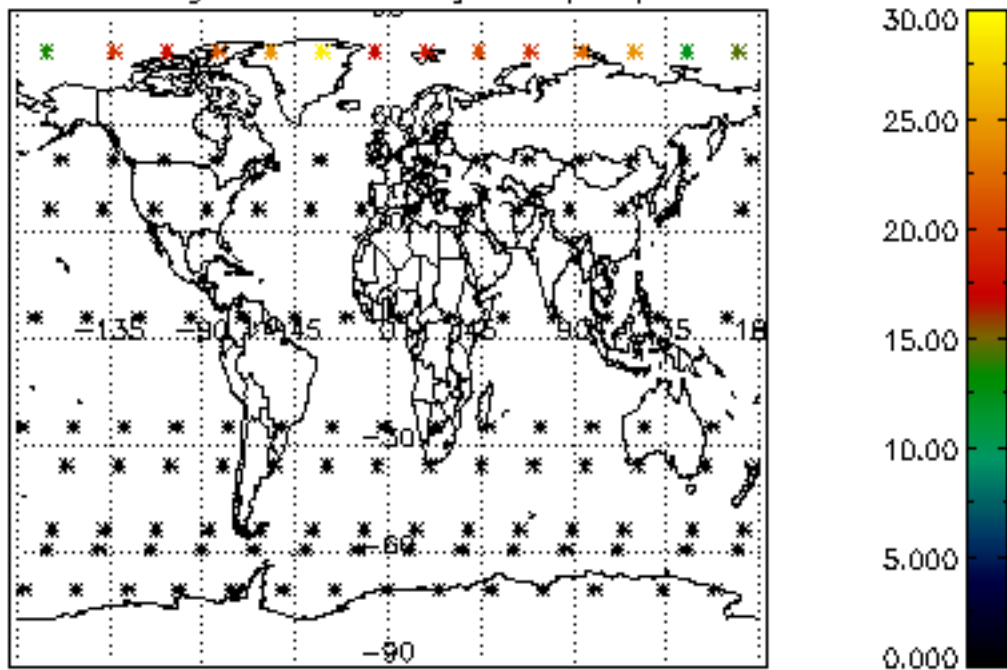
Percentage of star falling outside central band per profile



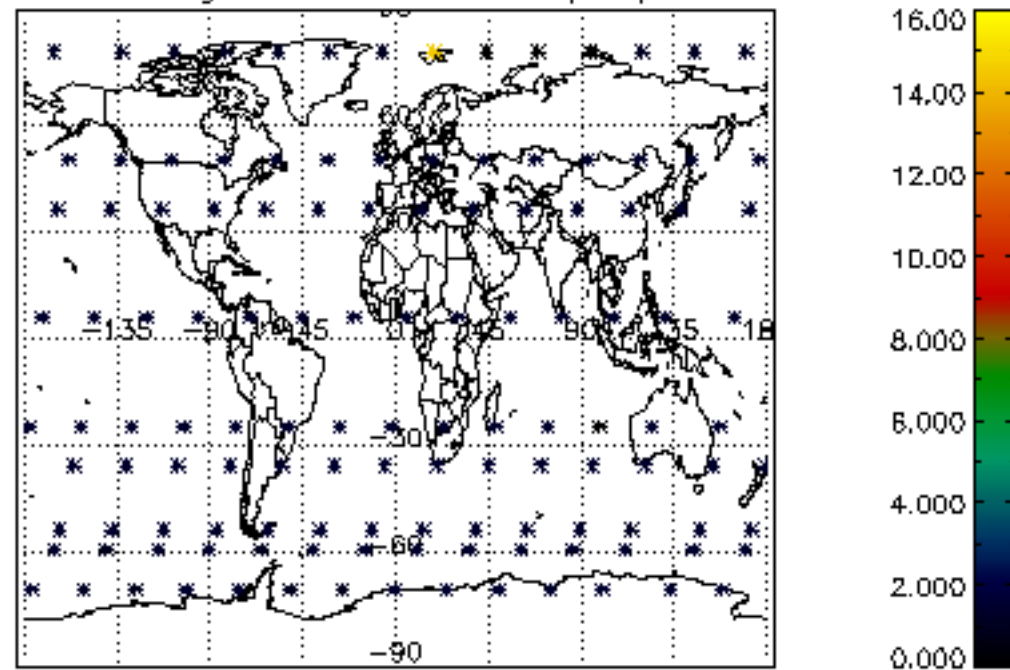
Percentage of saturation errors per profile



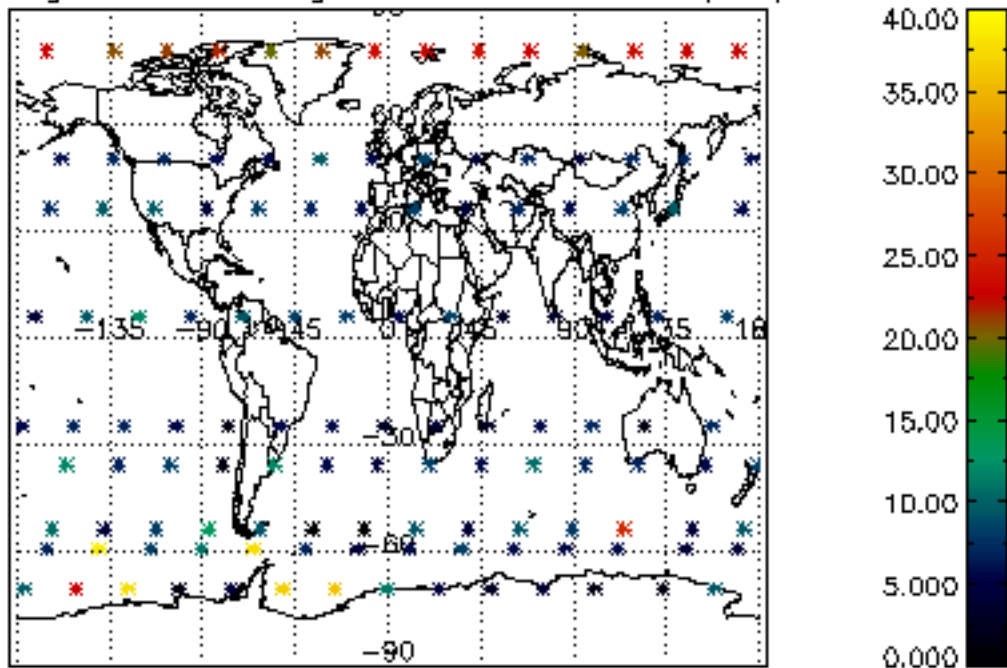
Percentage of cosmic ray hits per profile



Percentage of datation errors per profile



Percentage of star falling outside central band per profile



Percentage of saturation errors per profile

