

GOMOS Level 2 Daily Report

SUMMARY

[1. General Info](#)

[2. Summary of processed GOM_NL_2P products](#)

[3. Level 2 Quality information per product](#)

[3.1 Plot of level 2 quality information per product \(time dependant\)](#)

[3.2 Plot of level 2 quality information per product \(world map\)](#)

[4. Level 1 Quality information per product \(stored on level 2 products\)](#)

[4.1 Plot of level 1 quality information per product \(time dependant\)](#)

[4.1.1 Plot of level 1 quality information per product \(time dependant\): ASCENDING](#)

[4.1.2 Plot of level 1 quality information per product \(time dependant\): DESCENDING](#)

[4.2 Plot of level 1 quality information per product \(world map\)](#)

[4.2.1 Plot of level 1 quality information per product \(world map\): ASCENDING](#)

[4.2.2 Plot of level 1 quality information per product \(world map\): DESCENDING](#)

[5. Ozone profiles based on quality statistics and other trace gas profiles](#)

[5.1 Ozone statistics based on quality of products](#)

[5.2 Plot ozone profiles for all STD \(dark without errors\)](#)

[5.3 Plot ozone profiles where STD < 20% \(dark without errors\)](#)

[5.4. Plot ozone profiles where STD < 10% \(dark without errors\)](#)

[5.5. Plot ozone profiles where STD < 5% \(dark without errors\)](#)

[5.6 Plot NO2 profiles for all STD \(dark without errors\)](#)

[5.7 Plot NO3 profiles for all STD \(dark without errors\)](#)

[5.8 Plot H2O profiles \(only for occultations of stars 1,2,3,4,13,14,16,26,63 dark without errors\) for all STD](#)

[6. Auxiliary Data Files used for the production reported in section 2](#)

This report presents the daily analysis on parameters extracted from GOMOS level 2 data (GOM_NL__2P). It is intended to monitor some important parameters that will impact the quality of these products. A list of level 2 products (and content) that have arrived during the reporting day to the PCF is also given.

Item	Value
Time of report generation	18APR2013 11:35:46
Data source version	GOMOS/6.01
Start time of products	13-10-2005 (13OCT2005 00:00:00)
Stop time of products	14-10-2005 (14OCT2005 00:00:00)
Store outputs in DB	Yes
Nb of level 2 prods	245
Nb of prods with errors	0

2. Summary of processed GOM_NL__2P products.

Nr	Filename	UTC Start time	Limb	Duration	Star Id	Star Name	Star Mag	Star Temp	Nb Meas	Orbit	Prod. error
1	GOM_NL__2PRFIN20051013_000557_000000372041_00331_18922_7567.N1	13-OCT-2005 00:05:57	Bright	36.500	74	11Bet Cas	2.2680	6600.0	73	18922	No
2	GOM_NL__2PRFIN20051013_000802_000000362041_00331_18922_7568.N1	13-OCT-2005 00:08:02	Bright	36.000	89	5Alp Cep	2.4510	8000.0	72	18922	No
3	GOM_NL__2PRFIN20051013_001424_000000322041_00331_18922_7569.N1	13-OCT-2005 00:14:24	Bright	32.000	49	1Alp UMi	1.9900	6300.0	64	18922	No
4	GOM_NL__2PRFIN20051013_001715_000000362041_00331_18922_7570.N1	13-OCT-2005 00:17:15	Bright	36.000	60	7Bet UMi	2.0810	3950.0	72	18922	No
5	GOM_NL__2PRFIN20051013_002236_000000352041_00331_18922_7571.N1	13-OCT-2005 00:22:36	Bright	34.500	36	50Alp UMa	1.8000	6300.0	69	18922	No
6	GOM_NL__2PRFIN20051013_002409_000000362041_00331_18922_7572.N1	13-OCT-2005 00:24:09	Bright	35.500	82	48Bet UMa	2.3650	10600.	71	18922	No
7	GOM_NL__2PRFIN20051013_002730_000000502041_00331_18922_7573.N1	13-OCT-2005 00:27:30	Bright	50.000	174	52Psi UMa	3.0040	4400.0	100	18922	No
8	GOM_NL__2PRFIN20051013_003413_000000522041_00331_18922_7574.N1	13-OCT-2005 00:34:13	Bright	51.500	96	68Del Leo	2.5600	9300.0	103	18922	No
9	GOM_NL__2PRFIN20051013_005421_000000452041_00331_18922_7575.N1	13-OCT-2005 00:54:21	Dark	45.000	65	Lam Vel	2.2040	4400.0	90	18922	No
10	GOM_NL__2PRFIN20051013_005731_000000392041_00331_18922_7576.N1	13-OCT-2005 00:57:31	Dark	39.000	46	Del Vel	1.9540	10600.	78	18922	No
11	GOM_NL__2PRFIN20051013_010006_000000372041_00332_18923_7606.N1	13-OCT-2005 01:00:06	Dark	37.000	29	Bet Car	1.6720	10200.	74	18923	No
12	GOM_NL__2PRFIN20051013_011106_000000392041_00332_18923_7607.N1	13-OCT-2005 01:11:06	Dark	38.500	143	Alp Hyi	2.8570	7200.0	77	18923	No
13	GOM_NL__2PRFIN20051013_011233_000000462041_00332_18923_7608.N1	13-OCT-2005 01:12:33	Dark	45.500	9	Alp Eri	0.45300	24000.	91	18923	No
14	GOM_NL__2PRFIN20051013_011738_000000432041_00332_18923_7609.N1	13-OCT-2005 01:17:38	Straylight	42.500	84	Alp Phe	2.3970	4500.0	85	18923	No
15	GOM_NL__2PRFIN20051013_012416_000000482041_00332_18923_7610.N1	13-OCT-2005 01:24:16	Straylight	47.500	52	16Bet Cet	2.0370	4500.0	95	18923	No
16	GOM_NL__2PRFIN20051013_013400_000000372041_00332_18923_7611.N1	13-OCT-2005 01:34:00	Bright	37.000	140	88Gam Peg	2.8340	26000.	74	18923	No
17	GOM_NL__2PRFIN20051013_013759_000000362041_00332_18923_7612.N1	13-OCT-2005 01:37:59	Bright	35.500	58	21Alp And	2.0730	11000.	71	18923	No
18	GOM_NL__2PRFIN20051013_014633_000000372041_00332_18923_7613.N1	13-OCT-2005 01:46:33	Bright	36.500	74	11Bet Cas	2.2680	6600.0	73	18923	No
19	GOM_NL__2PRFIN20051013_014838_000000362041_00332_18923_7614.N1	13-OCT-2005 01:48:38	Bright	36.000	89	5Alp Cep	2.4510	8000.0	72	18923	No
20	GOM_NL__2PRFIN20051013_015500_000000352041_00332_18923_7615.N1	13-OCT-2005 01:55:00	Bright	35.000	49	1Alp UMi	1.9900	6300.0	70	18923	No
21	GOM_NL__2PRFIN20051013_015751_000000362041_00332_18923_7616.N1	13-OCT-2005 01:57:51	Bright	36.000	60	7Bet UMi	2.0810	3950.0	72	18923	No
22	GOM_NL__2PRFIN20051013_020312_000000382041_00332_18923_7617.N1	13-OCT-2005 02:03:12	Bright	38.000	36	50Alp UMa	1.8000	6300.0	76	18923	No
23	GOM_NL__2PRFIN20051013_020445_000000392041_00332_18923_7618.N1	13-OCT-2005 02:04:45	Bright	39.000	82	48Bet UMa	2.3650	10600.	78	18923	No
24	GOM_NL__2PRFIN20051013_020806_000000352041_00332_18923_7619.N1	13-OCT-2005 02:08:06	Bright	35.000	174	52Psi UMa	3.0040	4400.0	70	18923	No
25	GOM_NL__2PRFIN20051013_021449_000000332041_00332_18923_7620.N1	13-OCT-2005 02:14:49	Bright	32.500	96	68Del Leo	2.5600	9300.0	65	18923	No
26	GOM_NL__2PRFIN20051013_023458_000000402041_00332_18923_7621.N1	13-OCT-2005 02:34:58	Dark	40.000	65	Lam Vel	2.2040	4400.0	80	18923	No
27	GOM_NL__2PRFIN20051013_023808_000000402041_00332_18923_7622.N1	13-OCT-2005 02:38:08	Dark	40.000	46	Del Vel	1.9540	10600.	80	18923	No
28	GOM_NL__2PRFIN20051013_024043_000000392041_00333_18924_7559.N1	13-OCT-2005 02:40:43	Dark	38.500	29	Bet Car	1.6720	10200.	77	18924	No
29	GOM_NL__2PRFIN20051013_025143_000000392041_00333_18924_7560.N1	13-OCT-2005 02:51:43	Dark	38.500	143	Alp Hyi	2.8570	7200.0	77	18924	No
30	GOM_NL__2PRFIN20051013_025309_000000512041_00333_18924_7561.N1	13-OCT-2005 02:53:09	Dark	50.500	9	Alp Eri	0.45300	24000.	101	18924	No
31	GOM_NL__2PRFIN20051013_025814_000000402041_00333_18924_7562.N1	13-OCT-2005 02:58:14	Straylight	39.500	84	Alp Phe	2.3970	4500.0	79	18924	No
32	GOM_NL__2PRFIN20051013_030452_000000452041_00333_18924_7563.N1	13-OCT-2005 03:04:52	Straylight	44.500	52	16Bet Cet	2.0370	4500.0	89	18924	No
33	GOM_NL__2PRFIN20051013_031436_000000372041_00333_18924_7564.N1	13-OCT-2005 03:14:36	Bright	37.000	140	88Gam Peg	2.8340	26000.	74	18924	No
34	GOM_NL__2PRFIN20051013_031835_000000372041_00333_18924_7565.N1	13-OCT-2005 03:18:35	Bright	36.500	58	21Alp And	2.0730	11000.	73	18924	No
35	GOM_NL__2PRFIN20051013_032709_000000372041_00333_18924_7566.N1	13-OCT-2005 03:27:09	Bright	37.000	74	11Bet Cas	2.2680	6600.0	74	18924	No
36	GOM_NL__2PRFIN20051013_032914_000000362041_00333_18924_7567.N1	13-OCT-2005 03:29:14	Bright	36.000	89	5Alp Cep	2.4510	8000.0	72	18924	No
37	GOM_NL__2PRFIN20051013_033536_000000352041_00333_18924_7568.N1	13-OCT-2005 03:35:36	Bright	34.500	49	1Alp UMi	1.9900	6300.0	69	18924	No
38	GOM_NL__2PRFIN20051013_033827_000000362041_00333_18924_7569.N1	13-OCT-2005 03:38:27	Bright	35.500	60	7Bet UMi	2.0810	3950.0	71	18924	No
39	GOM_NL__2PRFIN20051013_034348_000000382041_00333_18924_7570.N1	13-OCT-2005 03:43:48	Bright	37.500	36	50Alp UMa	1.8000	6300.0	75	18924	No
40	GOM_NL__2PRFIN20051013_034521_000000362041_00333_18924_7571.N1	13-OCT-2005 03:45:21	Bright	36.000	82	48Bet UMa	2.3650	10600.	72	18924	No
41	GOM_NL__2PRFIN20051013_034843_000000362041_00333_18924_7572.N1	13-OCT-2005 03:48:43	Bright	35.500	174	52Psi UMa	3.0040	4400.0	71	18924	No
42	GOM_NL__2PRFIN20051013_035525_000000332041_00333_18924_7573.N1	13-OCT-2005 03:55:25	Bright	33.000	96	68Del Leo	2.5600	9300.0	66	18924	No

43	GOM_NL__2PRFIN20051013_041534_000000532041_00333_18924_7574.N1	13-OCT-2005 04:15:34	Dark	52.500	65	Lam Vel	2.2040	4400.0	105	18924	No
44	GOM_NL__2PRFIN20051013_041844_000000392041_00333_18924_7575.N1	13-OCT-2005 04:18:44	Dark	38.500	46	Del Vel	1.9540	10600.	77	18924	No
45	GOM_NL__2PRFIN20051013_042119_000000392041_00334_18925_7559.N1	13-OCT-2005 04:21:19	Dark	38.500	29	Bet Car	1.6720	10200.	77	18925	No
46	GOM_NL__2PRFIN20051013_043219_000000382041_00334_18925_7560.N1	13-OCT-2005 04:32:19	Dark	38.000	143	Alp Hyi	2.8570	7200.0	76	18925	No
47	GOM_NL__2PRFIN20051013_043345_000000392041_00334_18925_7561.N1	13-OCT-2005 04:33:45	Dark	39.000	9	Alp Eri	0.45300	24000.	78	18925	No
48	GOM_NL__2PRFIN20051013_043850_000000392041_00334_18925_7562.N1	13-OCT-2005 04:38:50	Straylight	38.500	84	Alp Phe	2.3970	4500.0	77	18925	No
49	GOM_NL__2PRFIN20051013_044528_000000432041_00334_18925_7563.N1	13-OCT-2005 04:45:28	Straylight	43.000	52	16Bet Cet	2.0370	4500.0	86	18925	No
50	GOM_NL__2PRFIN20051013_045512_000000362041_00334_18925_7564.N1	13-OCT-2005 04:55:12	Bright	36.000	140	88Gam Peg	2.8340	26000.	72	18925	No
51	GOM_NL__2PRFIN20051013_045911_000000362041_00334_18925_7565.N1	13-OCT-2005 04:59:11	Bright	36.000	58	21Alp And	2.0730	11000.	72	18925	No
52	GOM_NL__2PRFIN20051013_050745_000000372041_00334_18925_7566.N1	13-OCT-2005 05:07:45	Bright	37.000	74	11Bet Cas	2.2680	6600.0	74	18925	No
53	GOM_NL__2PRFIN20051013_050950_000000362041_00334_18925_7567.N1	13-OCT-2005 05:09:50	Bright	36.000	89	5Alp Cep	2.4510	8000.0	72	18925	No
54	GOM_NL__2PRFIN20051013_051612_000000362041_00334_18925_7568.N1	13-OCT-2005 05:16:12	Bright	35.500	49	1Alp UMi	1.9900	6300.0	71	18925	No
55	GOM_NL__2PRFIN20051013_051903_000000362041_00334_18925_7569.N1	13-OCT-2005 05:19:03	Bright	36.000	60	7Bet UMi	2.0810	3950.0	72	18925	No
56	GOM_NL__2PRFIN20051013_052424_000000372041_00334_18925_7570.N1	13-OCT-2005 05:24:24	Bright	37.000	36	50Alp UMa	1.8000	6300.0	74	18925	No
57	GOM_NL__2PRFIN20051013_052557_000000362041_00334_18925_7571.N1	13-OCT-2005 05:25:57	Bright	35.500	82	48Bet UMa	2.3650	10600.	71	18925	No
58	GOM_NL__2PRFIN20051013_052919_000000332041_00334_18925_7572.N1	13-OCT-2005 05:29:19	Bright	33.000	174	52Psi UMa	3.0040	4400.0	66	18925	No
59	GOM_NL__2PRFIN20051013_053601_000000332041_00334_18925_7573.N1	13-OCT-2005 05:36:01	Bright	33.000	96	68Del Leo	2.5600	9300.0	66	18925	No
60	GOM_NL__2PRFIN20051013_055611_000000482041_00334_18925_7574.N1	13-OCT-2005 05:56:11	Dark	48.000	65	Lam Vel	2.2040	4400.0	96	18925	No
61	GOM_NL__2PRFIN20051013_055920_000000392041_00334_18925_7575.N1	13-OCT-2005 05:59:20	Dark	39.000	46	Del Vel	1.9540	10600.	78	18925	No
62	GOM_NL__2PRFIN20051013_060155_000000372041_00335_18926_7559.N1	13-OCT-2005 06:01:55	Dark	37.000	29	Bet Car	1.6720	10200.	74	18926	No
63	GOM_NL__2PRFIN20051013_061255_000000392041_00335_18926_7560.N1	13-OCT-2005 06:12:55	Dark	38.500	143	Alp Hyi	2.8570	7200.0	77	18926	No
64	GOM_NL__2PRFIN20051013_061422_000000522041_00335_18926_7561.N1	13-OCT-2005 06:14:22	Dark	52.000	9	Alp Eri	0.45300	24000.	104	18926	No
65	GOM_NL__2PRFIN20051013_061926_000000392041_00335_18926_7562.N1	13-OCT-2005 06:19:26	Straylight	39.000	84	Alp Phe	2.3970	4500.0	78	18926	No
66	GOM_NL__2PRFIN20051013_062604_000000442041_00335_18926_7563.N1	13-OCT-2005 06:26:04	Straylight	43.500	52	16Bet Cet	2.0370	4500.0	87	18926	No
67	GOM_NL__2PRFIN20051013_063548_000000362041_00335_18926_7564.N1	13-OCT-2005 06:35:48	Bright	35.500	140	88Gam Peg	2.8340	26000.	71	18926	No
68	GOM_NL__2PRFIN20051013_063947_000000362041_00335_18926_7565.N1	13-OCT-2005 06:39:47	Bright	36.000	58	21Alp And	2.0730	11000.	72	18926	No
69	GOM_NL__2PRFIN20051013_064821_000000382041_00335_18926_7566.N1	13-OCT-2005 06:48:21	Bright	37.500	74	11Bet Cas	2.2680	6600.0	75	18926	No
70	GOM_NL__2PRFIN20051013_065027_000000362041_00335_18926_7567.N1	13-OCT-2005 06:50:27	Bright	35.500	89	5Alp Cep	2.4510	8000.0	71	18926	No
71	GOM_NL__2PRFIN20051013_065648_000000372041_00335_18926_7568.N1	13-OCT-2005 06:56:48	Bright	36.500	49	1Alp UMi	1.9900	6300.0	73	18926	No
72	GOM_NL__2PRFIN20051013_065939_000000372041_00335_18926_7569.N1	13-OCT-2005 06:59:39	Bright	37.000	60	7Bet UMi	2.0810	3950.0	74	18926	No
73	GOM_NL__2PRFIN20051013_070500_000000372041_00335_18926_7570.N1	13-OCT-2005 07:05:00	Bright	37.000	36	50Alp UMa	1.8000	6300.0	74	18926	No
74	GOM_NL__2PRFIN20051013_070633_000000362041_00335_18926_7571.N1	13-OCT-2005 07:06:33	Bright	36.000	82	48Bet UMa	2.3650	10600.	72	18926	No
75	GOM_NL__2PRFIN20051013_070955_000000352041_00335_18926_7572.N1	13-OCT-2005 07:09:55	Bright	35.000	174	52Psi UMa	3.0040	4400.0	70	18926	No
76	GOM_NL__2PRFIN20051013_071638_000000322041_00335_18926_7573.N1	13-OCT-2005 07:16:38	Bright	32.000	96	68Del Leo	2.5600	9300.0	64	18926	No
77	GOM_NL__2PRFIN20051013_073647_000000472041_00335_18926_7574.N1	13-OCT-2005 07:36:47	Dark	46.500	65	Lam Vel	2.2040	4400.0	93	18926	No
78	GOM_NL__2PRFIN20051013_074231_000000392041_00336_18927_7559.N1	13-OCT-2005 07:42:31	Dark	39.000	29	Bet Car	1.6720	10200.	78	18927	No
79	GOM_NL__2PRFIN20051013_075331_000000382041_00336_18927_7560.N1	13-OCT-2005 07:53:31	Dark	38.000	143	Alp Hyi	2.8570	7200.0	76	18927	No
80	GOM_NL__2PRFIN20051013_075458_000000502041_00336_18927_7561.N1	13-OCT-2005 07:54:58	Dark	49.500	9	Alp Eri	0.45300	24000.	99	18927	No
81	GOM_NL__2PRFIN20051013_080002_000000422041_00336_18927_7562.N1	13-OCT-2005 08:00:02	Straylight	41.500	84	Alp Phe	2.3970	4500.0	83	18927	No
82	GOM_NL__2PRFIN20051013_080640_000000432041_00336_18927_7563.N1	13-OCT-2005 08:06:40	Straylight	43.000	52	16Bet Cet	2.0370	4500.0	86	18927	No
83	GOM_NL__2PRFIN20051013_081624_000000352041_00336_18927_7564.N1	13-OCT-2005 08:16:24	Bright	35.000	140	88Gam Peg	2.8340	26000.	70	18927	No
84	GOM_NL__2PRFIN20051013_082023_000000362041_00336_18927_7565.N1	13-OCT-2005 08:20:23	Bright	36.000	58	21Alp And	2.0730	11000.	72	18927	No
85	GOM_NL__2PRFIN20051013_082857_000000362041_00336_18927_7566.N1	13-OCT-2005 08:28:57	Bright	35.500	74	11Bet Cas	2.2680	6600.0	71	18927	No
86	GOM_NL__2PRFIN20051013_083103_000000372041_00336_18927_7567.N1	13-OCT-2005 08:31:03	Bright	36.500	89	5Alp Cep	2.4510	8000.0	73	18927	No
87	GOM_NL__2PRFIN20051013_083724_000000372041_00336_18927_7568.N1	13-OCT-2005 08:37:24	Bright	36.500	49	1Alp UMi	1.9900	6300.0	73	18927	No
88	GOM_NL__2PRFIN20051013_084016_000000372041_00336_18927_7569.N1	13-OCT-2005 08:40:16	Bright	36.500	60	7Bet UMi	2.0810	3950.0	73	18927	No
89	GOM_NL__2PRFIN20051013_084536_000000362041_00336_18927_7570.N1	13-OCT-2005 08:45:36	Bright	35.500	36	50Alp UMa	1.8000	6300.0	71	18927	No
90	GOM_NL__2PRFIN20051013_084709_000000342041_00336_18927_7571.N1	13-OCT-2005 08:47:09	Bright	34.000	82	48Bet UMa	2.3650	10600.	68	18927	No
91	GOM_NL__2PRFIN20051013_085031_000000332041_00336_18927_7572.N1	13-OCT-2005 08:50:31	Bright	33.000	174	52Psi UMa	3.0040	4400.0	66	18927	No
92	GOM_NL__2PRFIN20051013_085714_000000312041_00336_18927_7573.N1	13-OCT-2005 08:57:14	Bright	31.000	96	68Del Leo	2.5600	9300.0	62	18927	No
93	GOM_NL__2PRFIN20051013_091724_000000462041_00336_18927_7574.N1	13-OCT-2005 09:17:24	Dark	45.500	65	Lam Vel	2.2040	4400.0	91	18927	No
94	GOM_NL__2PRFIN20051013_092307_000000372041_00337_18928_7559.N1	13-OCT-2005 09:23:07	Dark	36.500	29	Bet Car	1.6720	10200.	73	18928	No
95	GOM_NL__2PRFIN20051013_093408_000000382041_00337_18928_7560.N1	13-OCT-2005 09:34:08	Dark	38.000	143	Alp Hyi	2.8570	7200.0	76	18928	No
96	GOM_NL__2PRFIN20051013_093534_000000422041_00337_18928_7561.N1	13-OCT-2005 09:35:34	Dark	41.500	9	Alp Eri	0.45300	24000.	83	18928	No
97	GOM_NL__2PRFIN20051013_094038_000000432041_00337_18928_7562.N1	13-OCT-2005 09:40:38	Straylight	43.000	84	Alp Phe	2.3970	4500.0	86	18928	No
98	GOM_NL__2PRFIN20051013_094716_000000452041_00337_18928_7563.N1	13-OCT-2005 09:47:16	Straylight	44.500	52	16Bet Cet	2.0370	4500.0	89	18928	No
99	GOM_NL__2PRFIN20051013_095700_000000372041_00337_18928_7564.N1	13-OCT-2005 09:57:00	Bright	36.500	140	88Gam Peg	2.8340	26000.	73	18928	No
100	GOM_NL__2PRFIN20051013_100059_000000362041_00337_18928_7565.N1	13-OCT-2005 10:00:59	Bright	35.500	58	21Alp And	2.0730	11000.	71	18928	No
101	GOM_NL__2PRFIN20051013_100933_000000362041_00337_18928_7566.N1	13-OCT-2005 10:09:33	Bright	35.500	74	11Bet Cas	2.2680	6600.0	71	18928	No

102	GOM_NL__2PRFIN20051013_101139_000000372041_00337_18928_7567.N1	13-OCT-2005 10:11:39	Bright	36.500	89	5Alp Cep	2.4510	8000.0	73	18928	No
103	GOM_NL__2PRFIN20051013_101800_000000372041_00337_18928_7568.N1	13-OCT-2005 10:18:00	Bright	36.500	49	1Alp UMi	1.9900	6300.0	73	18928	No
104	GOM_NL__2PRFIN20051013_102052_000000372041_00337_18928_7569.N1	13-OCT-2005 10:20:52	Bright	37.000	60	7Bet UMi	2.0810	3950.0	74	18928	No
105	GOM_NL__2PRFIN20051013_102612_000000352041_00337_18928_7570.N1	13-OCT-2005 10:26:12	Bright	34.500	36	50Alp UMa	1.8000	6300.0	69	18928	No
106	GOM_NL__2PRFIN20051013_102745_000000362041_00337_18928_7571.N1	13-OCT-2005 10:27:45	Bright	35.500	82	48Bet UMa	2.3650	10600.	71	18928	No
107	GOM_NL__2PRFIN20051013_103107_000000342041_00337_18928_7572.N1	13-OCT-2005 10:31:07	Bright	33.500	174	52Psi UMa	3.0040	4400.0	67	18928	No
108	GOM_NL__2PRFIN20051013_103750_000000322041_00337_18928_7573.N1	13-OCT-2005 10:37:50	Bright	32.000	96	68Del Leo	2.5600	9300.0	64	18928	No
109	GOM_NL__2PRFIN20051013_105800_000000452041_00337_18928_7574.N1	13-OCT-2005 10:58:00	Dark	44.500	65	Lam Vel	2.2040	4400.0	89	18928	No
110	GOM_NL__2PRFIN20051013_110013_000000402041_00337_18928_7575.N1	13-OCT-2005 11:00:13	Dark	39.500	91	Kap Vel	2.4900	26000.	79	18928	No
111	GOM_NL__2PRFIN20051013_110209_000000372041_00338_18929_7559.N1	13-OCT-2005 11:02:09	Dark	36.500	159	Ups Car	2.9200	7200.0	73	18929	No
112	GOM_NL__2PRFIN20051013_110343_000000392041_00338_18929_7560.N1	13-OCT-2005 11:03:43	Dark	38.500	29	Bet Car	1.6720	10200.	77	18929	No
113	GOM_NL__2PRFIN20051013_111444_000000392041_00338_18929_7561.N1	13-OCT-2005 11:14:44	Dark	38.500	143	Alp Hyi	2.8570	7200.0	77	18929	No
114	GOM_NL__2PRFIN20051013_111610_000000422041_00338_18929_7562.N1	13-OCT-2005 11:16:10	Dark	42.000	9	Alp Eri	0.45300	24000.	84	18929	No
115	GOM_NL__2PRFIN20051013_112114_000000422041_00338_18929_7563.N1	13-OCT-2005 11:21:14	Straylight	42.000	84	Alp Phe	2.3970	4500.0	84	18929	No
116	GOM_NL__2PRFIN20051013_112752_000000432041_00338_18929_7564.N1	13-OCT-2005 11:27:52	Straylight	42.500	52	16Bet Cet	2.0370	4500.0	85	18929	No
117	GOM_NL__2PRFIN20051013_113736_000000362041_00338_18929_7565.N1	13-OCT-2005 11:37:36	Bright	35.500	140	88Gam Peg	2.8340	26000.	71	18929	No
118	GOM_NL__2PRFIN20051013_114135_000000372041_00338_18929_7566.N1	13-OCT-2005 11:41:35	Bright	37.000	58	21Alp And	2.0730	11000.	74	18929	No
119	GOM_NL__2PRFIN20051013_115008_000000372041_00338_18929_7567.N1	13-OCT-2005 11:50:08	Bright	36.500	74	11Bet Cas	2.2680	6600.0	73	18929	No
120	GOM_NL__2PRFIN20051013_115215_000000352041_00338_18929_7568.N1	13-OCT-2005 11:52:15	Bright	35.000	89	5Alp Cep	2.4510	8000.0	70	18929	No
121	GOM_NL__2PRFIN20051013_115836_000000362041_00338_18929_7569.N1	13-OCT-2005 11:58:36	Bright	35.500	49	1Alp UMi	1.9900	6300.0	71	18929	No
122	GOM_NL__2PRFIN20051013_120128_000000382041_00338_18929_7570.N1	13-OCT-2005 12:01:28	Bright	37.500	60	7Bet UMi	2.0810	3950.0	75	18929	No
123	GOM_NL__2PRFIN20051013_120648_000000372041_00338_18929_7571.N1	13-OCT-2005 12:06:48	Bright	36.500	36	50Alp UMa	1.8000	6300.0	73	18929	No
124	GOM_NL__2PRFIN20051013_120821_000000362041_00338_18929_7572.N1	13-OCT-2005 12:08:21	Bright	35.500	82	48Bet UMa	2.3650	10600.	71	18929	No
125	GOM_NL__2PRFIN20051013_121143_000000342041_00338_18929_7573.N1	13-OCT-2005 12:11:43	Bright	34.000	174	52Psi UMa	3.0040	4400.0	68	18929	No
126	GOM_NL__2PRFIN20051013_121826_000000342041_00338_18929_7574.N1	13-OCT-2005 12:18:26	Bright	33.500	96	68Del Leo	2.5600	9300.0	67	18929	No
127	GOM_NL__2PRFIN20051013_123837_000000452041_00338_18929_7575.N1	13-OCT-2005 12:38:37	Dark	45.000	65	Lam Vel	2.2040	4400.0	90	18929	No
128	GOM_NL__2PRFIN20051013_124050_000000382041_00338_18929_7576.N1	13-OCT-2005 12:40:50	Dark	37.500	91	Kap Vel	2.4900	26000.	75	18929	No
129	GOM_NL__2PRFIN20051013_124245_000000382041_00339_18930_7579.N1	13-OCT-2005 12:42:45	Dark	37.500	159	Ups Car	2.9200	7200.0	75	18930	No
130	GOM_NL__2PRFIN20051013_124420_000000372041_00339_18930_7580.N1	13-OCT-2005 12:44:20	Dark	37.000	29	Bet Car	1.6720	10200.	74	18930	No
131	GOM_NL__2PRFIN20051013_125520_000000372041_00339_18930_7581.N1	13-OCT-2005 12:55:20	Dark	36.500	143	Alp Hyi	2.8570	7200.0	73	18930	No
132	GOM_NL__2PRFIN20051013_125647_000000452041_00339_18930_7582.N1	13-OCT-2005 12:56:47	Dark	45.000	9	Alp Eri	0.45300	24000.	90	18930	No
133	GOM_NL__2PRFIN20051013_130150_000000432041_00339_18930_7583.N1	13-OCT-2005 13:01:50	Straylight	42.500	84	Alp Phe	2.3970	4500.0	85	18930	No
134	GOM_NL__2PRFIN20051013_130828_000000432041_00339_18930_7584.N1	13-OCT-2005 13:08:28	Straylight	42.500	52	16Bet Cet	2.0370	4500.0	85	18930	No
135	GOM_NL__2PRFIN20051013_131812_000000362041_00339_18930_7585.N1	13-OCT-2005 13:18:12	Bright	36.000	140	88Gam Peg	2.8340	26000.	72	18930	No
136	GOM_NL__2PRFIN20051013_132210_000000362041_00339_18930_7586.N1	13-OCT-2005 13:22:10	Bright	36.000	58	21Alp And	2.0730	11000.	72	18930	No
137	GOM_NL__2PRFIN20051013_133044_000000362041_00339_18930_7587.N1	13-OCT-2005 13:30:44	Bright	36.000	74	11Bet Cas	2.2680	6600.0	72	18930	No
138	GOM_NL__2PRFIN20051013_133252_000000362041_00339_18930_7588.N1	13-OCT-2005 13:32:52	Bright	36.000	89	5Alp Cep	2.4510	8000.0	72	18930	No
139	GOM_NL__2PRFIN20051013_133912_000000352041_00339_18930_7589.N1	13-OCT-2005 13:39:12	Bright	35.000	49	1Alp UMi	1.9900	6300.0	70	18930	No
140	GOM_NL__2PRFIN20051013_134204_000000332041_00339_18930_7590.N1	13-OCT-2005 13:42:04	Bright	33.000	60	7Bet UMi	2.0810	3950.0	66	18930	No
141	GOM_NL__2PRFIN20051013_134724_000000352041_00339_18930_7591.N1	13-OCT-2005 13:47:24	Bright	35.000	36	50Alp UMa	1.8000	6300.0	70	18930	No
142	GOM_NL__2PRFIN20051013_134857_000000352041_00339_18930_7592.N1	13-OCT-2005 13:48:57	Bright	35.000	82	48Bet UMa	2.3650	10600.	70	18930	No
143	GOM_NL__2PRFIN20051013_135219_000000362041_00339_18930_7593.N1	13-OCT-2005 13:52:19	Bright	35.500	174	52Psi UMa	3.0040	4400.0	71	18930	No
144	GOM_NL__2PRFIN20051013_135902_000000332041_00339_18930_7594.N1	13-OCT-2005 13:59:02	Bright	33.000	96	68Del Leo	2.5600	9300.0	66	18930	No
145	GOM_NL__2PRFIN20051013_141913_000000492041_00339_18930_7595.N1	13-OCT-2005 14:19:13	Dark	49.000	65	Lam Vel	2.2040	4400.0	98	18930	No
146	GOM_NL__2PRFIN20051013_142222_000000402041_00339_18930_7596.N1	13-OCT-2005 14:22:22	Dark	40.000	46	Del Vel	1.9540	10600.	80	18930	No
147	GOM_NL__2PRFIN20051013_142456_000000392041_00340_18931_7579.N1	13-OCT-2005 14:24:56	Dark	38.500	29	Bet Car	1.6720	10200.	77	18931	No
148	GOM_NL__2PRFIN20051013_143556_000000372041_00340_18931_7580.N1	13-OCT-2005 14:35:56	Dark	37.000	143	Alp Hyi	2.8570	7200.0	74	18931	No
149	GOM_NL__2PRFIN20051013_143723_000000492041_00340_18931_7581.N1	13-OCT-2005 14:37:23	Dark	48.500	9	Alp Eri	0.45300	24000.	97	18931	No
150	GOM_NL__2PRFIN20051013_144227_000000402041_00340_18931_7582.N1	13-OCT-2005 14:42:27	Straylight	39.500	84	Alp Phe	2.3970	4500.0	79	18931	No
151	GOM_NL__2PRFIN20051013_144904_000000452041_00340_18931_7583.N1	13-OCT-2005 14:49:04	Straylight	45.000	52	16Bet Cet	2.0370	4500.0	90	18931	No
152	GOM_NL__2PRFIN20051013_145848_000000362041_00340_18931_7584.N1	13-OCT-2005 14:58:48	Bright	35.500	140	88Gam Peg	2.8340	26000.	71	18931	No
153	GOM_NL__2PRFIN20051013_150246_000000372041_00340_18931_7585.N1	13-OCT-2005 15:02:46	Bright	36.500	58	21Alp And	2.0730	11000.	73	18931	No
154	GOM_NL__2PRFIN20051013_151120_000000382041_00340_18931_7586.N1	13-OCT-2005 15:11:20	Bright	37.500	74	11Bet Cas	2.2680	6600.0	75	18931	No
155	GOM_NL__2PRFIN20051013_151328_000000352041_00340_18931_7587.N1	13-OCT-2005 15:13:28	Bright	35.000	89	5Alp Cep	2.4510	8000.0	70	18931	No
156	GOM_NL__2PRFIN20051013_151948_000000352041_00340_18931_7588.N1	13-OCT-2005 15:19:48	Bright	34.500	49	1Alp UMi	1.9900	6300.0	69	18931	No
157	GOM_NL__2PRFIN20051013_152240_000000362041_00340_18931_7589.N1	13-OCT-2005 15:22:40	Bright	36.000	60	7Bet UMi	2.0810	3950.0	72	18931	No
158	GOM_NL__2PRFIN20051013_152800_000000382041_00340_18931_7590.N1	13-OCT-2005 15:28:00	Bright	37.500	36	50Alp UMa	1.8000	6300.0	75	18931	No
159	GOM_NL__2PRFIN20051013_152933_000000342041_00340_18931_7591.N1	13-OCT-2005 15:29:33	Bright	34.000	82	48Bet UMa	2.3650	10600.	68	18931	No
160	GOM_NL__2PRFIN20051013_153255_000000362041_00340_18931_7592.N1	13-OCT-2005 15:32:55	Bright	35.500	174	52Psi UMa	3.0040	4400.0	71	18931	No

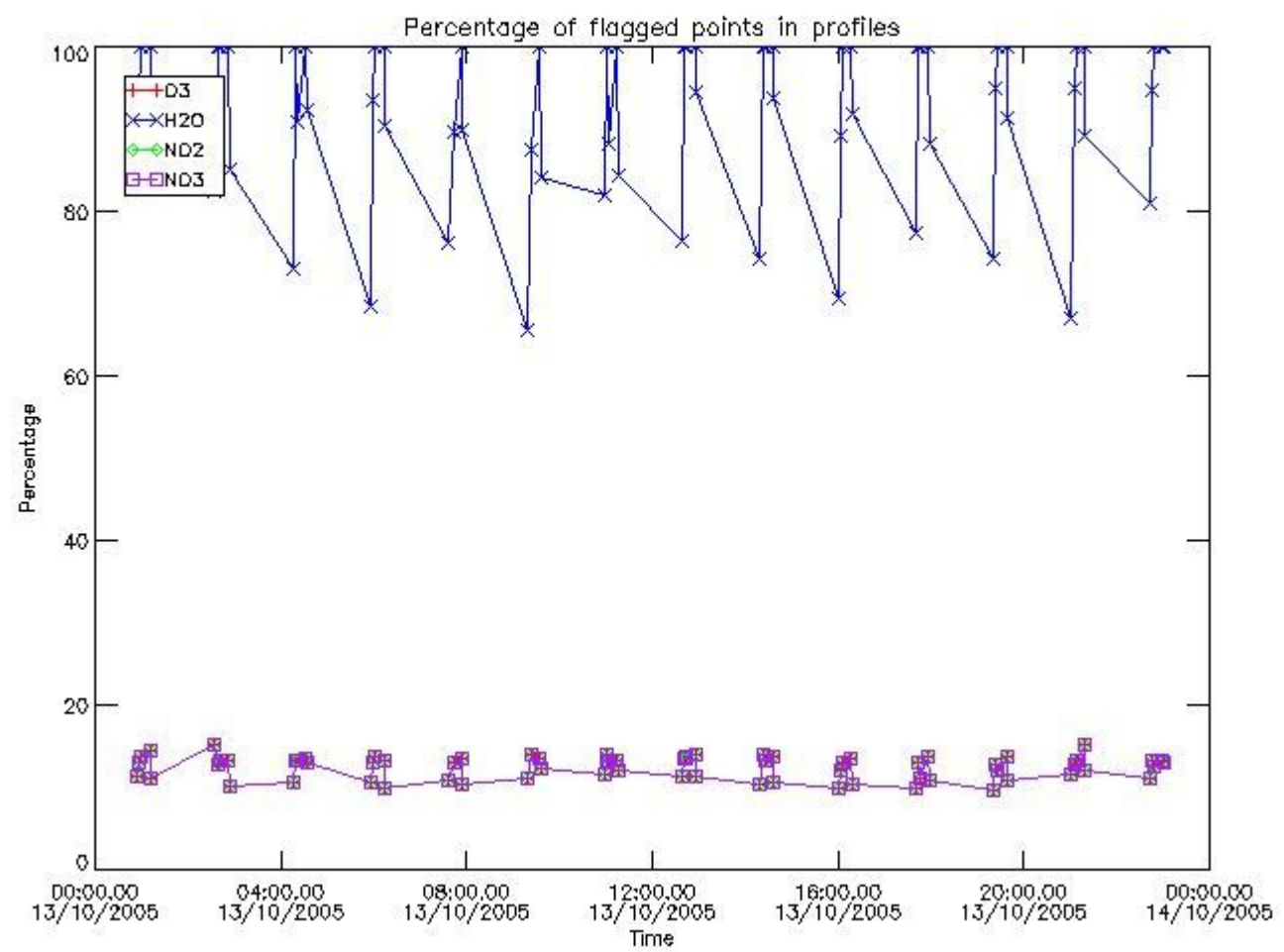
161	GOM_NL__2PRFIN20051013_153938_000000342041_00340_18931_7593.N1	13-OCT-2005 15:39:38	Bright	33.500	96	68Del Leo	2.5600	9300.0	67	18931	No
162	GOM_NL__2PRFIN20051013_155950_000000512041_00340_18931_7594.N1	13-OCT-2005 15:59:50	Dark	51.000	65	Lam Vel	2.2040	4400.0	102	18931	No
163	GOM_NL__2PRFIN20051013_160259_000000422041_00340_18931_7595.N1	13-OCT-2005 16:02:59	Dark	42.000	46	Del Vel	1.9540	10600.	84	18931	No
164	GOM_NL__2PRFIN20051013_160532_000000392041_00341_18932_7579.N1	13-OCT-2005 16:05:32	Dark	39.000	29	Bet Car	1.6720	10200.	78	18932	No
165	GOM_NL__2PRFIN20051013_161632_000000382041_00341_18932_7580.N1	13-OCT-2005 16:16:32	Dark	38.000	143	Alp Hyi	2.8570	7200.0	76	18932	No
166	GOM_NL__2PRFIN20051013_161759_000000492041_00341_18932_7581.N1	13-OCT-2005 16:17:59	Dark	48.500	9	Alp Eri	0.45300	24000.	97	18932	No
167	GOM_NL__2PRFIN20051013_162303_000000432041_00341_18932_7582.N1	13-OCT-2005 16:23:03	Straylight	43.000	84	Alp Phe	2.3970	4500.0	86	18932	No
168	GOM_NL__2PRFIN20051013_162940_000000442041_00341_18932_7583.N1	13-OCT-2005 16:29:40	Straylight	44.000	52	16Bet Cet	2.0370	4500.0	88	18932	No
169	GOM_NL__2PRFIN20051013_163923_000000362041_00341_18932_7584.N1	13-OCT-2005 16:39:23	Bright	36.000	140	88Gam Peg	2.8340	26000.	72	18932	No
170	GOM_NL__2PRFIN20051013_164322_000000362041_00341_18932_7585.N1	13-OCT-2005 16:43:22	Bright	36.000	58	21Alp And	2.0730	11000.	72	18932	No
171	GOM_NL__2PRFIN20051013_165156_000000352041_00341_18932_7586.N1	13-OCT-2005 16:51:56	Bright	35.000	74	11Bet Cas	2.2680	6600.0	70	18932	No
172	GOM_NL__2PRFIN20051013_165404_000000372041_00341_18932_7587.N1	13-OCT-2005 16:54:04	Bright	36.500	89	5Alp Cep	2.4510	8000.0	73	18932	No
173	GOM_NL__2PRFIN20051013_170024_000000372041_00341_18932_7588.N1	13-OCT-2005 17:00:24	Bright	36.500	49	1Alp UMi	1.9900	6300.0	73	18932	No
174	GOM_NL__2PRFIN20051013_170316_000000372041_00341_18932_7589.N1	13-OCT-2005 17:03:16	Bright	37.000	60	7Bet UMi	2.0810	3950.0	74	18932	No
175	GOM_NL__2PRFIN20051013_170836_000000382041_00341_18932_7590.N1	13-OCT-2005 17:08:36	Bright	37.500	36	50Alp UMa	1.8000	6300.0	75	18932	No
176	GOM_NL__2PRFIN20051013_171009_000000522041_00341_18932_7591.N1	13-OCT-2005 17:10:09	Bright	52.000	82	48Bet UMa	2.3650	10600.	104	18932	No
177	GOM_NL__2PRFIN20051013_171331_000000372041_00341_18932_7592.N1	13-OCT-2005 17:13:31	Bright	36.500	174	52Psi UMa	3.0040	4400.0	73	18932	No
178	GOM_NL__2PRFIN20051013_172014_000000402041_00341_18932_7593.N1	13-OCT-2005 17:20:14	Bright	39.500	96	68Del Leo	2.5600	9300.0	79	18932	No
179	GOM_NL__2PRFIN20051013_174026_000000512041_00341_18932_7594.N1	13-OCT-2005 17:40:26	Dark	51.000	65	Lam Vel	2.2040	4400.0	102	18932	No
180	GOM_NL__2PRFIN20051013_174335_000000402041_00341_18932_7595.N1	13-OCT-2005 17:43:35	Dark	39.500	46	Del Vel	1.9540	10600.	79	18932	No
181	GOM_NL__2PRFIN20051013_174608_000000462041_00342_18933_7579.N1	13-OCT-2005 17:46:08	Dark	45.500	29	Bet Car	1.6720	10200.	91	18933	No
182	GOM_NL__2PRFIN20051013_175709_000000372041_00342_18933_7580.N1	13-OCT-2005 17:57:09	Dark	37.000	143	Alp Hyi	2.8570	7200.0	74	18933	No
183	GOM_NL__2PRFIN20051013_175835_000000482041_00342_18933_7581.N1	13-OCT-2005 17:58:35	Dark	47.500	9	Alp Eri	0.45300	24000.	95	18933	No
184	GOM_NL__2PRFIN20051013_180339_000000432041_00342_18933_7582.N1	13-OCT-2005 18:03:39	Straylight	43.000	84	Alp Phe	2.3970	4500.0	86	18933	No
185	GOM_NL__2PRFIN20051013_181016_000000442041_00342_18933_7583.N1	13-OCT-2005 18:10:16	Straylight	43.500	52	16Bet Cet	2.0370	4500.0	87	18933	No
186	GOM_NL__2PRFIN20051013_181959_000000362041_00342_18933_7584.N1	13-OCT-2005 18:19:59	Bright	36.000	140	88Gam Peg	2.8340	26000.	72	18933	No
187	GOM_NL__2PRFIN20051013_182358_000000382041_00342_18933_7585.N1	13-OCT-2005 18:23:58	Bright	37.500	58	21Alp And	2.0730	11000.	75	18933	No
188	GOM_NL__2PRFIN20051013_183232_000000372041_00342_18933_7586.N1	13-OCT-2005 18:32:32	Bright	36.500	74	11Bet Cas	2.2680	6600.0	73	18933	No
189	GOM_NL__2PRFIN20051013_183440_000000372041_00342_18933_7587.N1	13-OCT-2005 18:34:40	Bright	36.500	89	5Alp Cep	2.4510	8000.0	73	18933	No
190	GOM_NL__2PRFIN20051013_184100_000000362041_00342_18933_7588.N1	13-OCT-2005 18:41:00	Bright	36.000	49	1Alp UMi	1.9900	6300.0	72	18933	No
191	GOM_NL__2PRFIN20051013_184353_000000372041_00342_18933_7589.N1	13-OCT-2005 18:43:53	Bright	37.000	60	7Bet UMi	2.0810	3950.0	74	18933	No
192	GOM_NL__2PRFIN20051013_184912_000000342041_00342_18933_7590.N1	13-OCT-2005 18:49:12	Bright	34.000	36	50Alp UMa	1.8000	6300.0	68	18933	No
193	GOM_NL__2PRFIN20051013_185045_000000522041_00342_18933_7591.N1	13-OCT-2005 18:50:45	Bright	52.000	82	48Bet UMa	2.3650	10600.	104	18933	No
194	GOM_NL__2PRFIN20051013_185407_000000352041_00342_18933_7592.N1	13-OCT-2005 18:54:07	Bright	35.000	174	52Psi UMa	3.0040	4400.0	70	18933	No
195	GOM_NL__2PRFIN20051013_190050_000000342041_00342_18933_7593.N1	13-OCT-2005 19:00:50	Bright	33.500	96	68Del Leo	2.5600	9300.0	67	18933	No
196	GOM_NL__2PRFIN20051013_192103_000000532041_00342_18933_7594.N1	13-OCT-2005 19:21:03	Dark	53.000	65	Lam Vel	2.2040	4400.0	106	18933	No
197	GOM_NL__2PRFIN20051013_192412_000000402041_00342_18933_7595.N1	13-OCT-2005 19:24:12	Dark	40.000	46	Del Vel	1.9540	10600.	80	18933	No
198	GOM_NL__2PRFIN20051013_192644_000000432041_00343_18934_7579.N1	13-OCT-2005 19:26:44	Dark	42.500	29	Bet Car	1.6720	10200.	85	18934	No
199	GOM_NL__2PRFIN20051013_193745_000000372041_00343_18934_7580.N1	13-OCT-2005 19:37:45	Dark	37.000	143	Alp Hyi	2.8570	7200.0	74	18934	No
200	GOM_NL__2PRFIN20051013_193912_000000472041_00343_18934_7581.N1	13-OCT-2005 19:39:12	Dark	47.000	9	Alp Eri	0.45300	24000.	94	18934	No
201	GOM_NL__2PRFIN20051013_194415_000000402041_00343_18934_7582.N1	13-OCT-2005 19:44:15	Straylight	40.000	84	Alp Phe	2.3970	4500.0	80	18934	No
202	GOM_NL__2PRFIN20051013_195053_000000442041_00343_18934_7583.N1	13-OCT-2005 19:50:53	Straylight	44.000	52	16Bet Cet	2.0370	4500.0	88	18934	No
203	GOM_NL__2PRFIN20051013_200036_000000372041_00343_18934_7584.N1	13-OCT-2005 20:00:36	Bright	36.500	140	88Gam Peg	2.8340	26000.	73	18934	No
204	GOM_NL__2PRFIN20051013_200434_000000382041_00343_18934_7585.N1	13-OCT-2005 20:04:34	Bright	38.000	58	21Alp And	2.0730	11000.	76	18934	No
205	GOM_NL__2PRFIN20051013_201308_000000372041_00343_18934_7586.N1	13-OCT-2005 20:13:08	Bright	36.500	74	11Bet Cas	2.2680	6600.0	73	18934	No
206	GOM_NL__2PRFIN20051013_201517_000000372041_00343_18934_7587.N1	13-OCT-2005 20:15:17	Bright	36.500	89	5Alp Cep	2.4510	8000.0	73	18934	No
207	GOM_NL__2PRFIN20051013_202136_000000352041_00343_18934_7588.N1	13-OCT-2005 20:21:36	Bright	34.500	49	1Alp UMi	1.9900	6300.0	69	18934	No
208	GOM_NL__2PRFIN20051013_202429_000000332041_00343_18934_7589.N1	13-OCT-2005 20:24:29	Bright	33.000	60	7Bet UMi	2.0810	3950.0	66	18934	No
209	GOM_NL__2PRFIN20051013_202948_000000382041_00343_18934_7590.N1	13-OCT-2005 20:29:48	Bright	37.500	36	50Alp UMa	1.8000	6300.0	75	18934	No
210	GOM_NL__2PRFIN20051013_203121_000000362041_00343_18934_7591.N1	13-OCT-2005 20:31:21	Bright	36.000	82	48Bet UMa	2.3650	10600.	72	18934	No
211	GOM_NL__2PRFIN20051013_203443_000000352041_00343_18934_7592.N1	13-OCT-2005 20:34:43	Bright	34.500	174	52Psi UMa	3.0040	4400.0	69	18934	No
212	GOM_NL__2PRFIN20051013_204126_000000332041_00343_18934_7593.N1	13-OCT-2005 20:41:26	Bright	32.500	96	68Del Leo	2.5600	9300.0	65	18934	No
213	GOM_NL__2PRFIN20051013_210139_000000452041_00343_18934_7594.N1	13-OCT-2005 21:01:39	Dark	44.500	65	Lam Vel	2.2040	4400.0	89	18934	No
214	GOM_NL__2PRFIN20051013_210448_000000402041_00343_18934_7595.N1	13-OCT-2005 21:04:48	Dark	40.000	46	Del Vel	1.9540	10600.	80	18934	No
215	GOM_NL__2PRFIN20051013_210720_000000392041_00344_18935_7579.N1	13-OCT-2005 21:07:20	Dark	38.500	29	Bet Car	1.6720	10200.	77	18935	No
216	GOM_NL__2PRFIN20051013_211821_000000372041_00344_18935_7580.N1	13-OCT-2005 21:18:21	Dark	37.000	143	Alp Hyi	2.8570	7200.0	74	18935	No
217	GOM_NL__2PRFIN20051013_211948_000000422041_00344_18935_7581.N1	13-OCT-2005 21:19:48	Dark	42.000	9	Alp Eri	0.45300	24000.	84	18935	No
218	GOM_NL__2PRFIN20051013_212451_000000432041_00344_18935_7582.N1	13-OCT-2005 21:24:51	Straylight	42.500	84	Alp Phe	2.3970	4500.0	85	18935	No
219	GOM_NL__2PRFIN20051013_213129_000000452041_00344_18935_7583.N1	13-OCT-2005 21:31:29	Straylight	44.500	52	16Bet Cet	2.0370	4500.0	89	18935	No

220	GOM_NL__2PRFIN20051013_214111_000000372041_00344_18935_7584.N1	13-OCT-2005 21:41:11	Bright	36.500	140	88Gam Peg	2.8340	26000.	73	18935	No
221	GOM_NL__2PRFIN20051013_214510_000000352041_00344_18935_7585.N1	13-OCT-2005 21:45:10	Bright	35.000	58	21Alp And	2.0730	11000.	70	18935	No
222	GOM_NL__2PRFIN20051013_215343_000000362041_00344_18935_7586.N1	13-OCT-2005 21:53:43	Bright	36.000	74	11Bet Cas	2.2680	6600.0	72	18935	No
223	GOM_NL__2PRFIN20051013_215553_000000372041_00344_18935_7587.N1	13-OCT-2005 21:55:53	Bright	36.500	89	5Alp Cep	2.4510	8000.0	73	18935	No
224	GOM_NL__2PRFIN20051013_220211_000000372041_00344_18935_7588.N1	13-OCT-2005 22:02:11	Bright	36.500	49	1Alp UMi	1.9900	6300.0	73	18935	No
225	GOM_NL__2PRFIN20051013_220505_000000372041_00344_18935_7589.N1	13-OCT-2005 22:05:05	Bright	37.000	60	7Bet UMi	2.0810	3950.0	74	18935	No
226	GOM_NL__2PRFIN20051013_221024_000000382041_00344_18935_7590.N1	13-OCT-2005 22:10:24	Bright	37.500	36	50Alp UMa	1.8000	6300.0	75	18935	No
227	GOM_NL__2PRFIN20051013_221157_000000362041_00344_18935_7591.N1	13-OCT-2005 22:11:57	Bright	36.000	82	48Bet UMa	2.3650	10600.	72	18935	No
228	GOM_NL__2PRFIN20051013_221519_000000402041_00344_18935_7592.N1	13-OCT-2005 22:15:19	Bright	40.000	174	52Psi UMa	3.0040	4400.0	80	18935	No
229	GOM_NL__2PRFIN20051013_222203_000000522041_00344_18935_7593.N1	13-OCT-2005 22:22:03	Bright	51.500	96	68Del Leo	2.5600	9300.0	103	18935	No
230	GOM_NL__2PRFIN20051013_224216_000000512041_00344_18935_7594.N1	13-OCT-2005 22:42:16	Dark	50.500	65	Lam Vel	2.2040	4400.0	101	18935	No
231	GOM_NL__2PRFIN20051013_224525_000000392041_00344_18935_7595.N1	13-OCT-2005 22:45:25	Dark	38.500	46	Del Vel	1.9540	10600.	77	18935	No
232	GOM_NL__2PRFIN20051013_224757_000000412041_00345_18936_7579.N1	13-OCT-2005 22:47:57	Dark	41.000	29	Bet Car	1.6720	10200.	82	18936	No
233	GOM_NL__2PRFIN20051013_225857_000000392041_00345_18936_7580.N1	13-OCT-2005 22:58:57	Dark	38.500	143	Alp Hyi	2.8570	7200.0	77	18936	No
234	GOM_NL__2PRFIN20051013_230024_000000402041_00345_18936_7581.N1	13-OCT-2005 23:00:24	Dark	39.500	9	Alp Eri	0.45300	24000.	79	18936	No
235	GOM_NL__2PRFIN20051013_230527_000000382041_00345_18936_7582.N1	13-OCT-2005 23:05:27	Straylight	37.500	84	Alp Phe	2.3970	4500.0	75	18936	No
236	GOM_NL__2PRFIN20051013_231205_000000432041_00345_18936_7583.N1	13-OCT-2005 23:12:05	Straylight	42.500	52	16Bet Cet	2.0370	4500.0	85	18936	No
237	GOM_NL__2PRFIN20051013_232147_000000362041_00345_18936_7584.N1	13-OCT-2005 23:21:47	Bright	36.000	140	88Gam Peg	2.8340	26000.	72	18936	No
238	GOM_NL__2PRFIN20051013_232546_000000372041_00345_18936_7585.N1	13-OCT-2005 23:25:46	Bright	36.500	58	21Alp And	2.0730	11000.	73	18936	No
239	GOM_NL__2PRFIN20051013_233419_000000342041_00345_18936_7586.N1	13-OCT-2005 23:34:19	Bright	33.500	74	11Bet Cas	2.2680	6600.0	67	18936	No
240	GOM_NL__2PRFIN20051013_233629_000000362041_00345_18936_7587.N1	13-OCT-2005 23:36:29	Bright	36.000	89	5Alp Cep	2.4510	8000.0	72	18936	No
241	GOM_NL__2PRFIN20051013_234247_000000332041_00345_18936_7588.N1	13-OCT-2005 23:42:47	Bright	33.000	49	1Alp UMi	1.9900	6300.0	66	18936	No
242	GOM_NL__2PRFIN20051013_234541_000000372041_00345_18936_7589.N1	13-OCT-2005 23:45:41	Bright	37.000	60	7Bet UMi	2.0810	3950.0	74	18936	No
243	GOM_NL__2PRFIN20051013_235100_000000342041_00345_18936_7590.N1	13-OCT-2005 23:51:00	Bright	33.500	36	50Alp UMa	1.8000	6300.0	67	18936	No
244	GOM_NL__2PRFIN20051013_235233_000000362041_00345_18936_7591.N1	13-OCT-2005 23:52:33	Bright	36.000	82	48Bet UMa	2.3650	10600.	72	18936	No
245	GOM_NL__2PRFIN20051013_235555_000000402041_00345_18936_7592.N1	13-OCT-2005 23:55:55	Bright	40.000	174	52Psi UMa	3.0040	4400.0	80	18936	No

3. Quality information per product

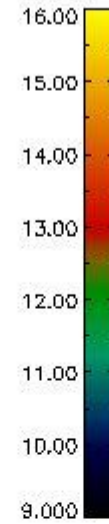
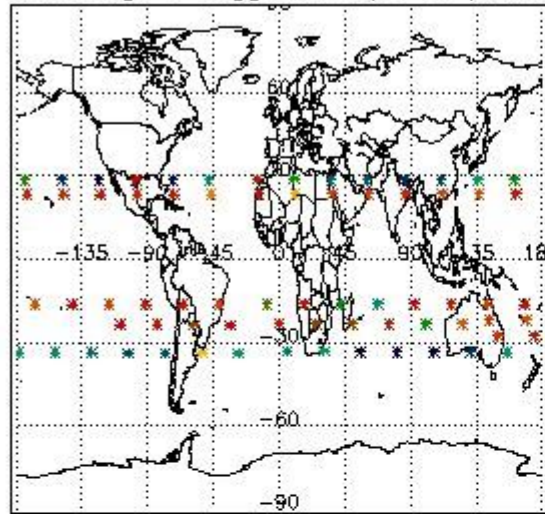
In this section it is plotted some information contained in the Quality Summary data set of the level 2 products. Only products in dark limb conditions and without errors (error flag in the MPH set to "0") are used.

3.1 Plot quality information per product (time dependant)

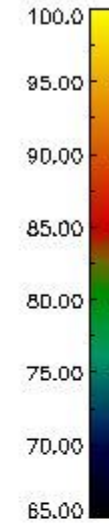
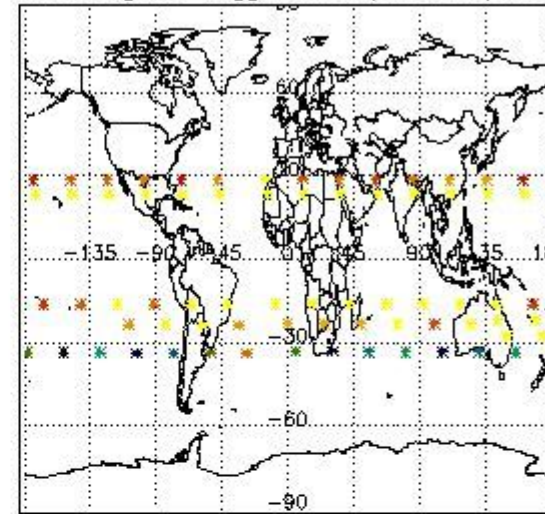


3.2 Plot quality information per product (world map)

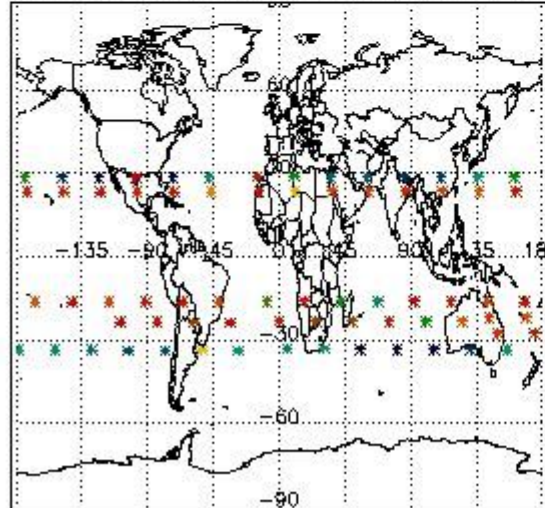
Percentage of flagged data per O3 profile



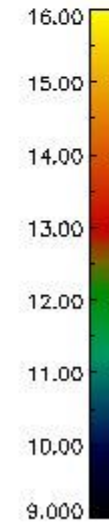
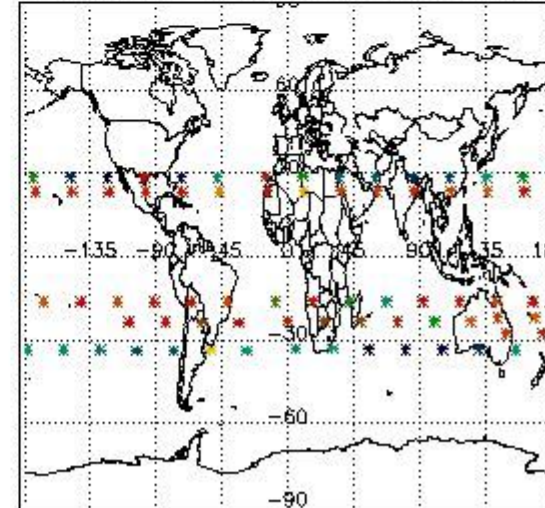
Percentage of flagged data per H2O profile



Percentage of flagged data per NO2 profile



Percentage of flagged data per NO3 profile

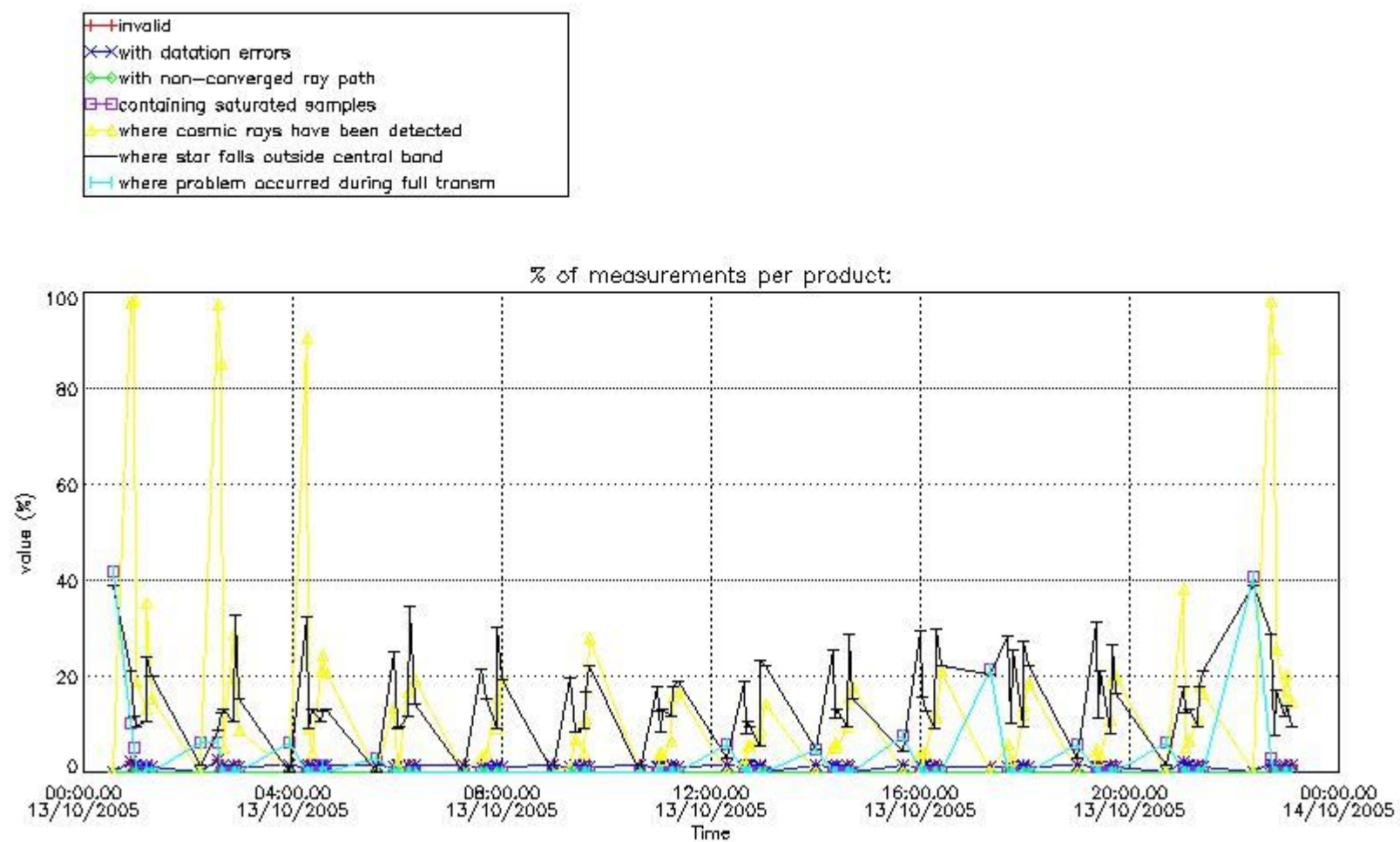


4. Level 1 quality information per product

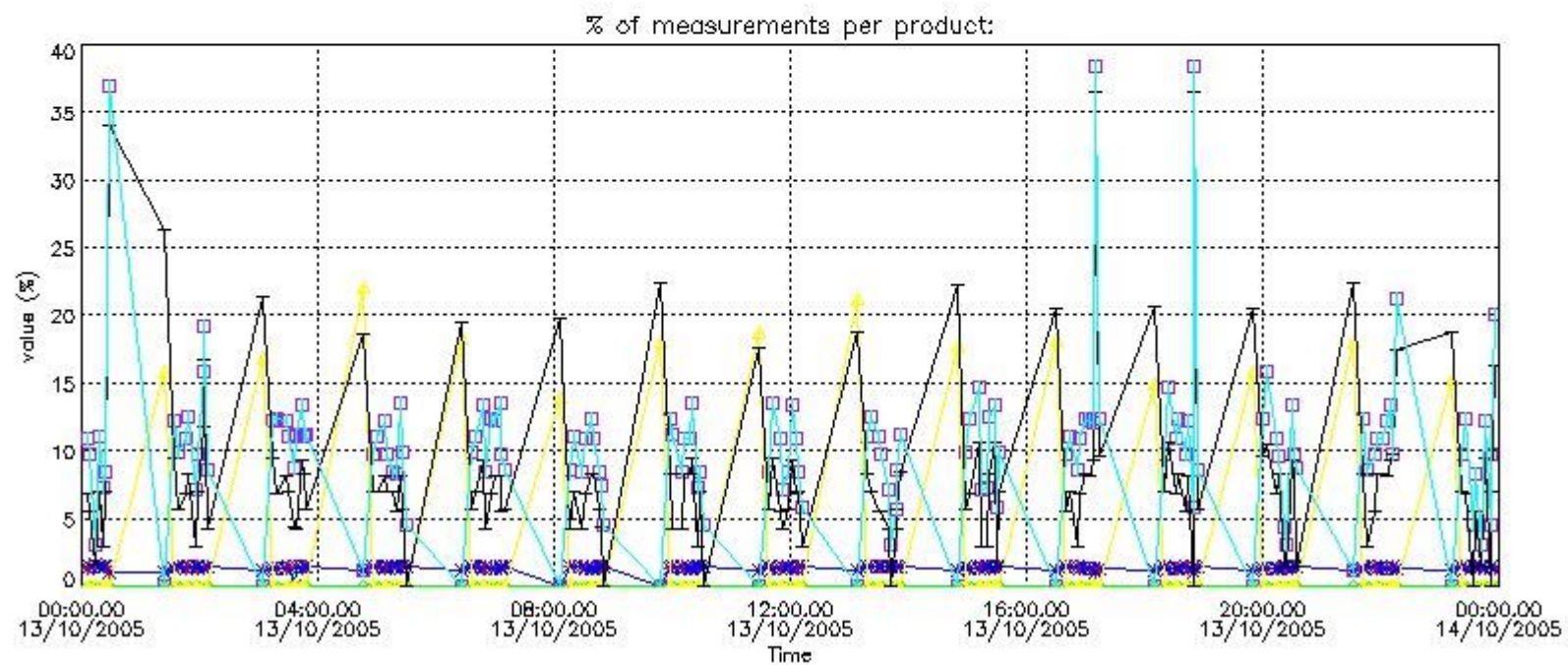
In this section it is plotted some information contained in the Quality Summary data set of the level 2 products that comes from the level 1b processing. Products without errors (error flag in the MPH set to "0") are used.

4.1 Plot quality information per product (time dependant) coming from level 1b processing

4.1.1 Plot level 1 quality information per product (time dependant): ENVISAT ASCENDING passes



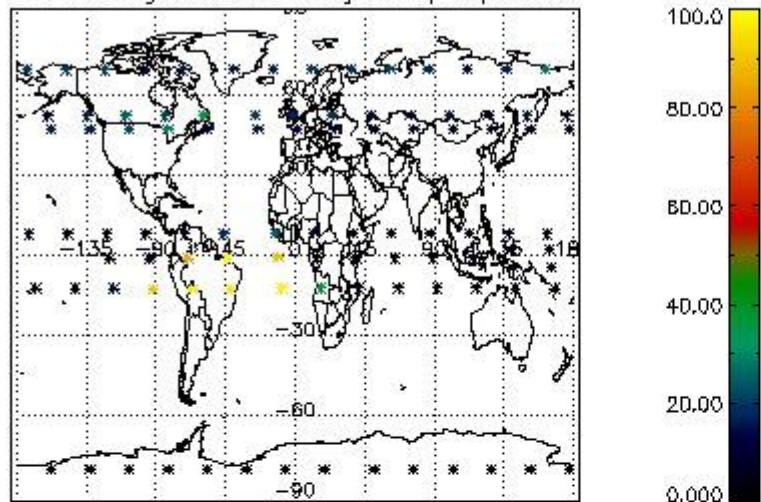
4.1.2 Plot level 1 quality information per product (time dependant): ENVI SAT DESCENDING passes



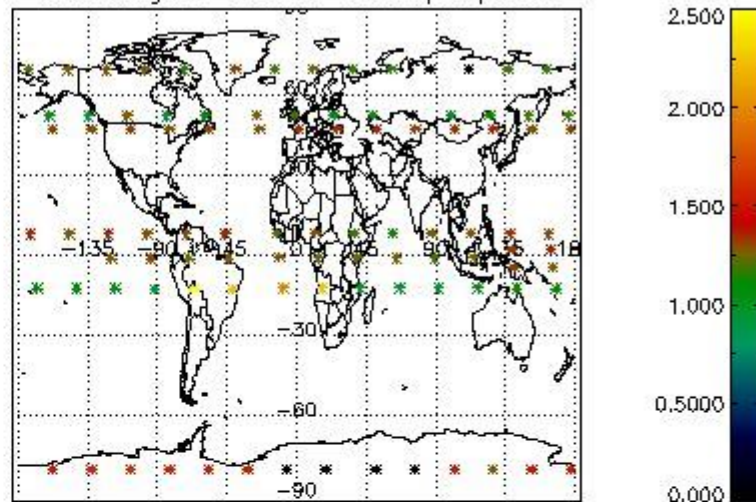
4.2 Plot quality information per product coming from level 1b processing (world map)

4.2.1 Plot level 1 quality information per product (world map): ENVISAT ASCENDING passes

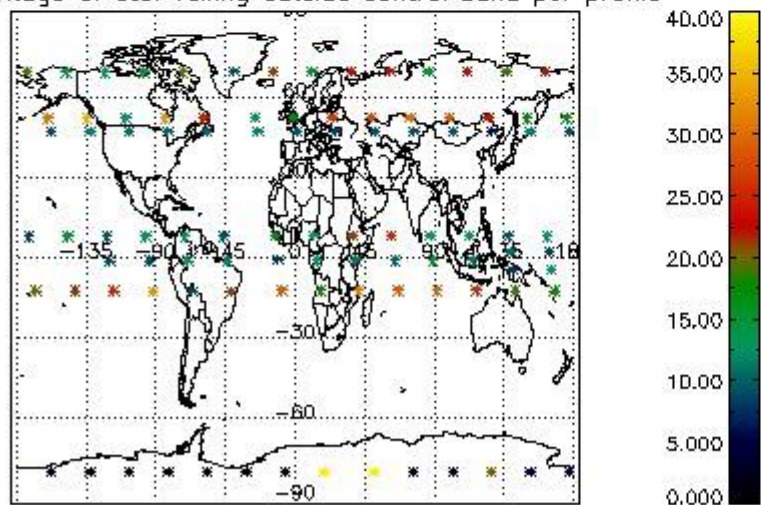
Percentage of cosmic ray hits per profile



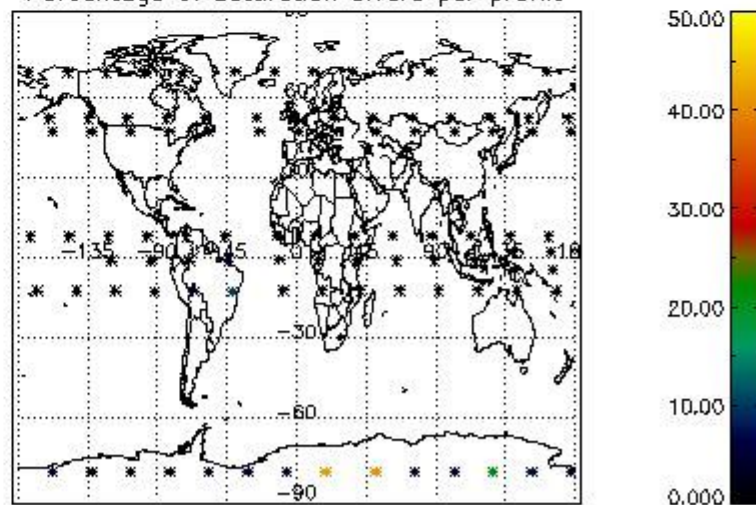
Percentage of datation errors per profile



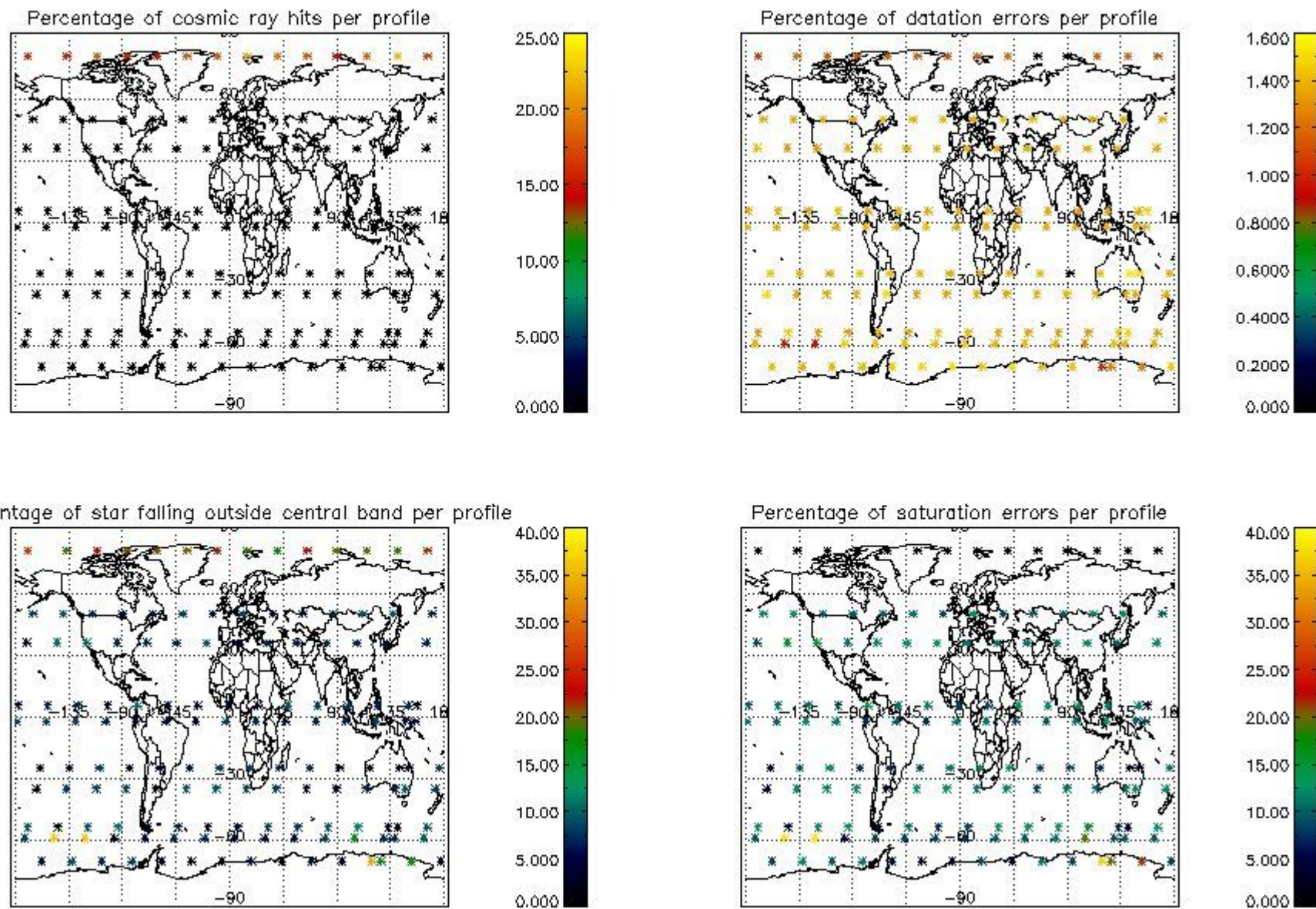
Percentage of star falling outside central band per profile



Percentage of saturation errors per profile



4.2.2 Plot level 1 quality information per product (world map): ENVISAT DESCENDING passes



5. Trace gas profiles

5.1 Ozone statistics based on quality of products

The final quality of the products can be "measured" using the STD (Standard Deviation) attached to every point profile. This information is written to the parameter GOM_NL__2P/NL_LOCAL_SPECIES_DENSITY/o3_std of the level 2 products. The table below shows the statistics for given STD ranges.

The statistics are given with respect to the overall valid production:

- Products without fatal errors: GOM_NL__2P/MPH/PRODUCT_ERR=0
- Valid point profile: GOM_NL__2P/NL_LOCAL_SPECIES_DENSITY/pcd(0)=0

The 'Criteria' is applied to valid points of dark limb products:

- Products in dark limb illumination condition: GOM_NL__2P/NL_SUMMARY_QUALITY/obs_ill_cond=0
- Products without fatal errors: GOM_NL__2P/MPH/PRODUCT_ERR=0
- Valid point profile: GOM_NL__2P/NL_LOCAL_SPECIES_DENSITY/pcd(0)=0

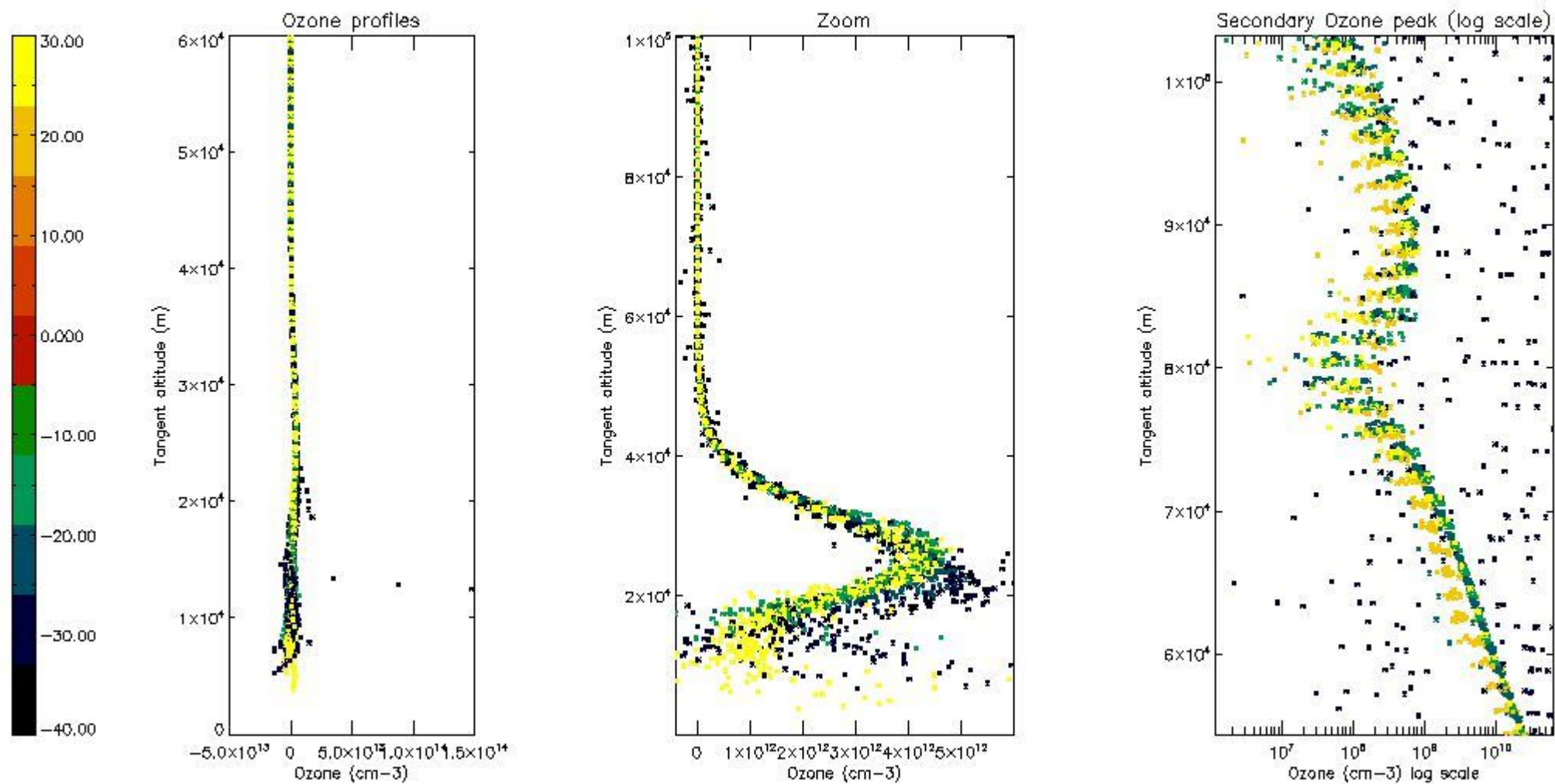
So, the table below shows the percentage of dark limb and valid observations for each criteria with respect to the overall valid daily observations.

Criteria	% of total production
All STD	32
STD < 20	18

STD < 10	14
STD < 5	9

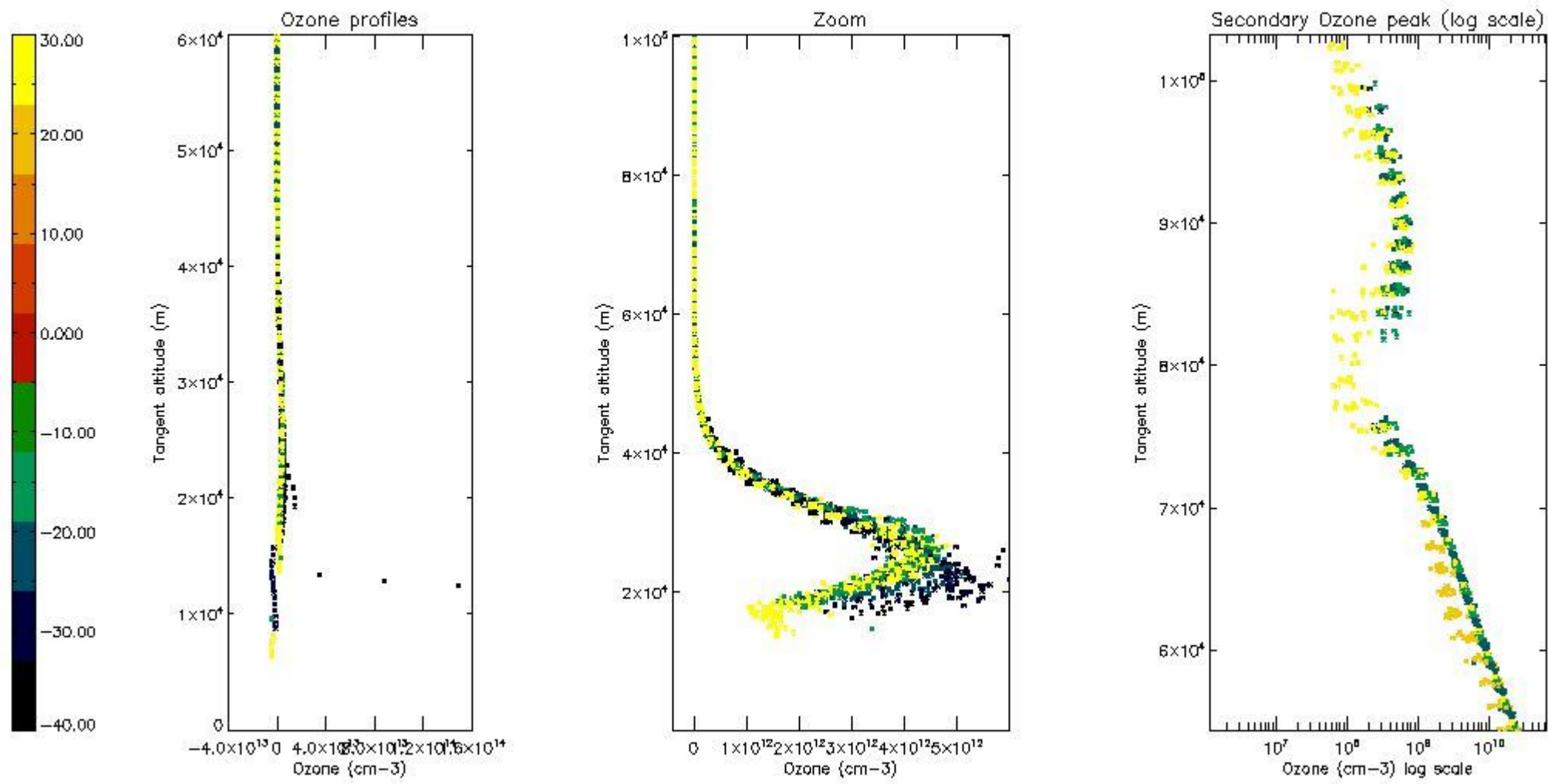
5.2 Plot ozone profiles for all STD (dark without errors)

The colorbar represents the latitude.



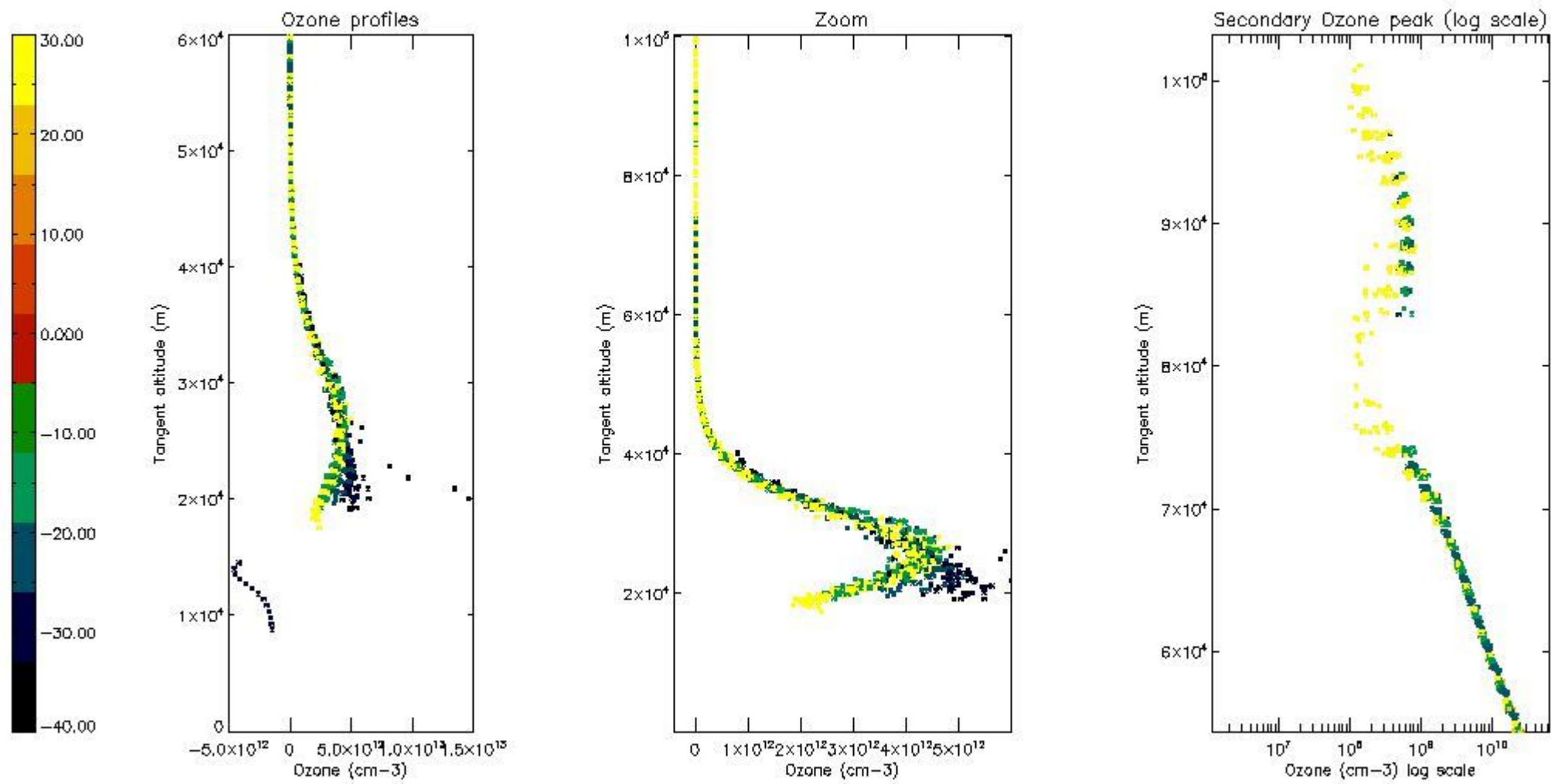
5.3 Plot ozone profiles where STD < 20% (dark without errors)

The colorbar represents the latitude.



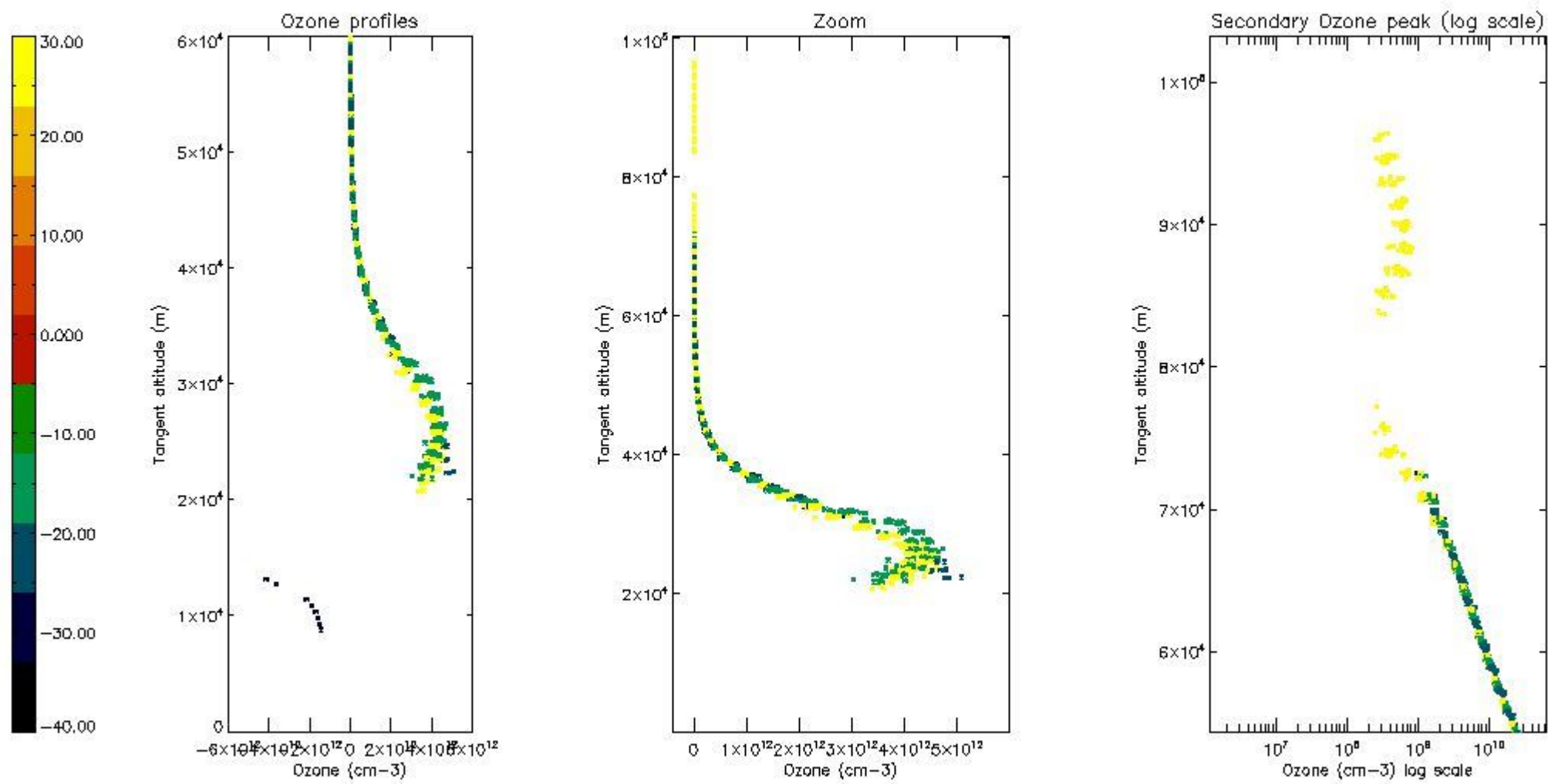
5.4 Plot ozone profiles where $STD < 10\%$ (dark without errors)

The colorbar represents the latitude.



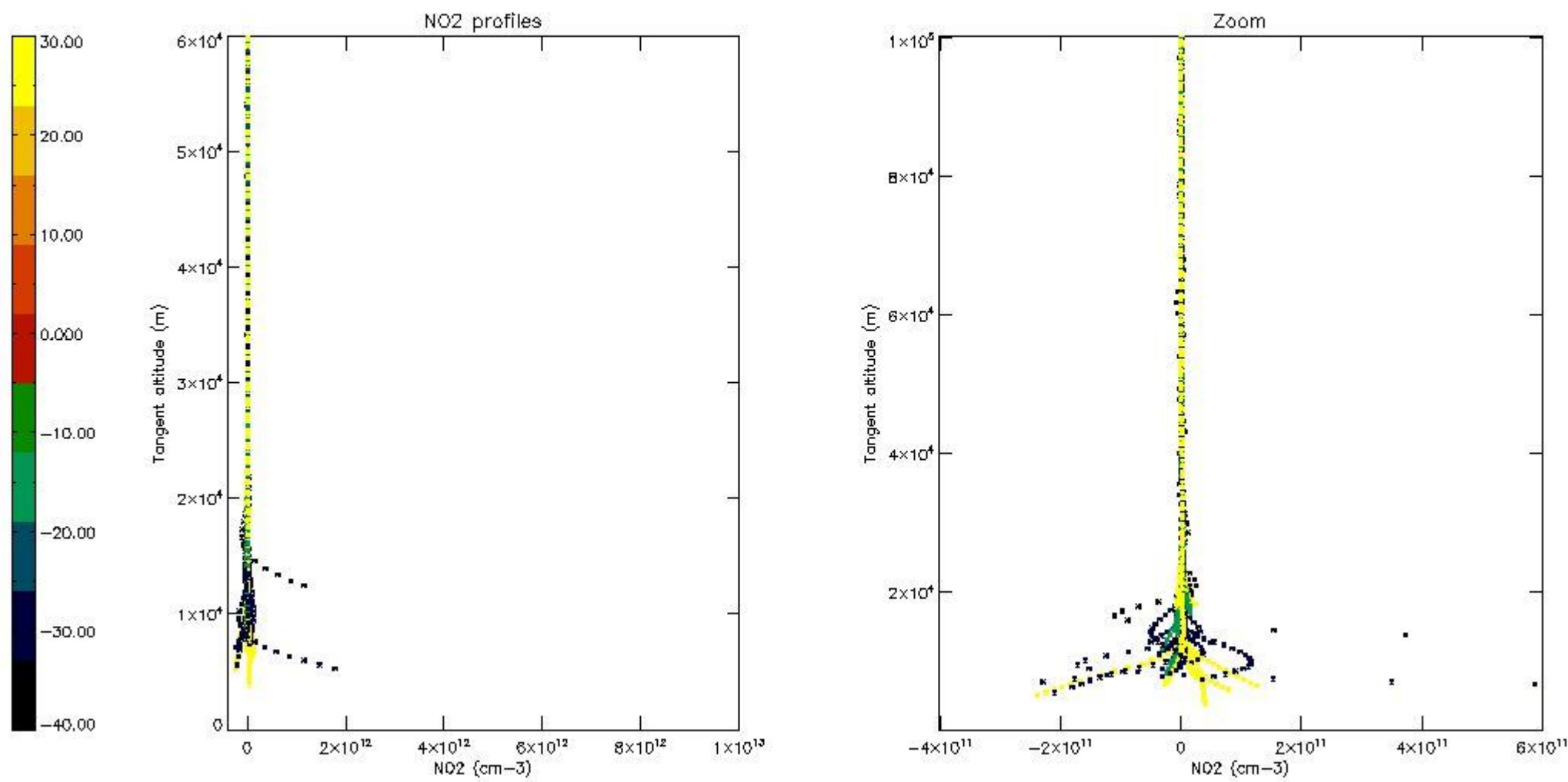
5.5 Plot ozone profiles where STD < 5% (dark without errors)

The colorbar represents the latitude.



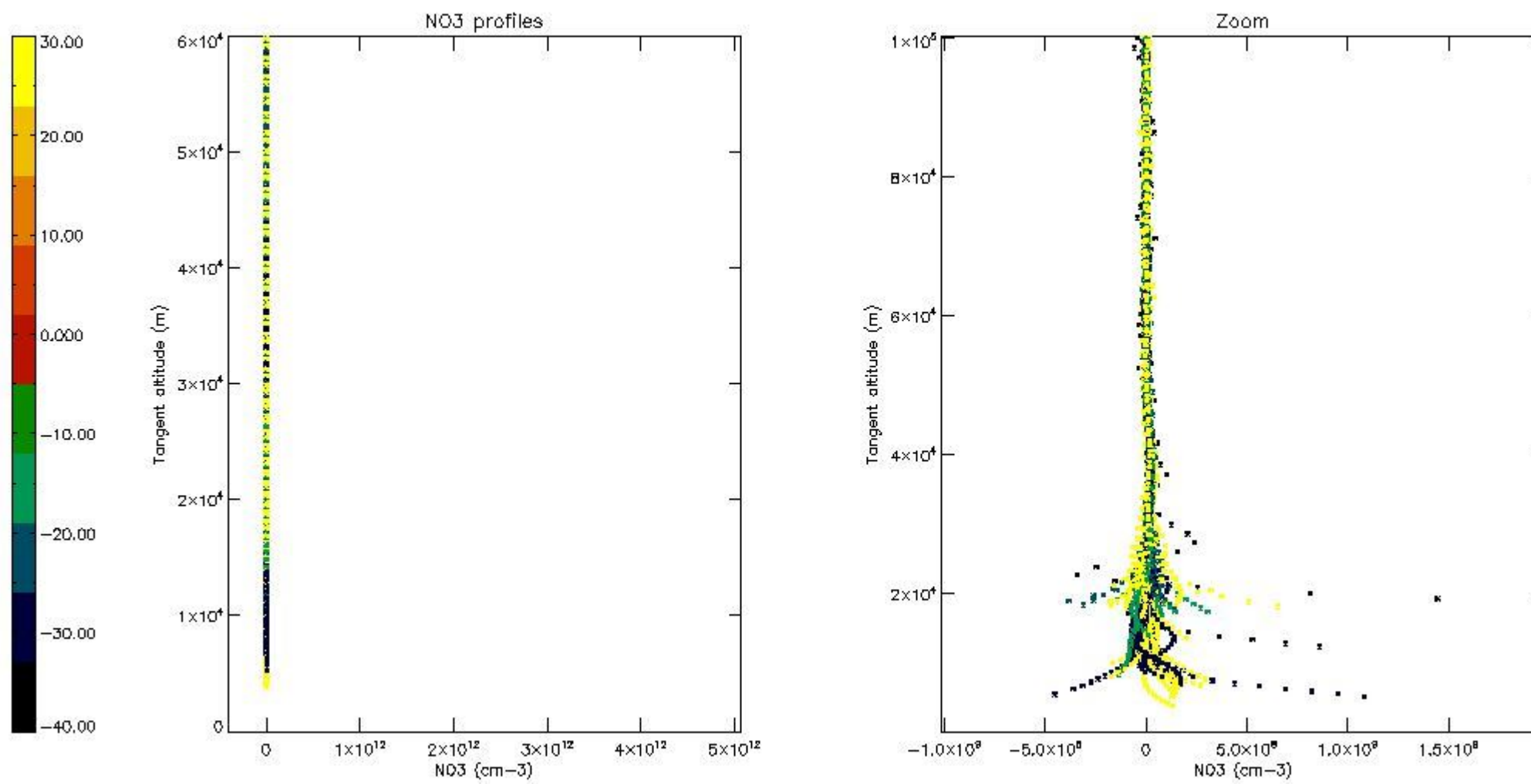
5.6 Plot NO₂ profiles for all STD (dark without errors)

The colorbar represents the latitude.



5.7 Plot NO3 profiles for all STD (dark without errors)

The colorbar represents the latitude.



6. Auxiliary Data Files used for the production reported in section 2

The number reported in the third column indicates since which file (see list in section 2) the corresponding auxiliary file has been used. The fourth column is the date of those product files.

Type	Auxiliary Filename	Used since product	Used since product date
INST_PHYS_CHARACTERISTICS	GOM_INS_AXVIEC20091111_143220_20030716_120000_20500101_000000	1	13-OCT-2005 00:05:57
LEVEL-2_PROC_CONFIG	GOM_PR2_AXVIEC20091111_152718_20020301_000000_20500101_000000	1	13-OCT-2005 00:05:57
CROSS_SECTIONS_FILE	GOM_CRS_AXVIEC20091111_154832_20020301_000000_20500101_000000	1	13-OCT-2005 00:05:57

GOMOS Level 2 Daily Report

SUMMARY

[1. General Info](#)

[2. Summary of processed GOM_NL_2P products](#)

[3. Level 2 Quality information per product](#)

[3.1 Plot of level 2 quality information per product \(time dependant\)](#)

[3.2 Plot of level 2 quality information per product \(world map\)](#)

[4. Level 1 Quality information per product \(stored on level 2 products\)](#)

[4.1 Plot of level 1 quality information per product \(time dependant\)](#)

[4.1.1 Plot of level 1 quality information per product \(time dependant\): ASCENDING](#)

[4.1.2 Plot of level 1 quality information per product \(time dependant\): DESCENDING](#)

[4.2 Plot of level 1 quality information per product \(world map\)](#)

[4.2.1 Plot of level 1 quality information per product \(world map\): ASCENDING](#)

[4.2.2 Plot of level 1 quality information per product \(world map\): DESCENDING](#)

[5. Ozone profiles based on quality statistics and other trace gas profiles](#)

[5.1 Ozone statistics based on quality of products](#)

[5.2 Plot ozone profiles for all STD \(dark without errors\)](#)

[5.3 Plot ozone profiles where STD < 20% \(dark without errors\)](#)

[5.4. Plot ozone profiles where STD < 10% \(dark without errors\)](#)

[5.5. Plot ozone profiles where STD < 5% \(dark without errors\)](#)

[5.6 Plot NO2 profiles for all STD \(dark without errors\)](#)

[5.7 Plot NO3 profiles for all STD \(dark without errors\)](#)

[5.8 Plot H2O profiles \(only for occultations of stars 1,2,3,4,13,14,16,26,63 dark without errors\) for all STD](#)

[6. Auxiliary Data Files used for the production reported in section 2](#)

This report presents the daily analysis on parameters extracted from GOMOS level 2 data (GOM_NL__2P). It is intended to monitor some important parameters that will impact the quality of these products. A list of level 2 products (and content) that have arrived during the reporting day to the PCF is also given.

Item	Value
Time of report generation	18APR2013 11:35:46
Data source version	GOMOS/6.01
Start time of products	13-10-2005 (13OCT2005 00:00:00)
Stop time of products	14-10-2005 (14OCT2005 00:00:00)
Store outputs in DB	Yes
Nb of level 2 prods	245
Nb of prods with errors	0

2. Summary of processed GOM_NL__2P products.

Nr	Filename	UTC Start time	Limb	Duration	Star Id	Star Name	Star Mag	Star Temp	Nb Meas	Orbit	Prod. error
1	GOM_NL__2PRFIN20051013_000557_000000372041_00331_18922_7567.N1	13-OCT-2005 00:05:57	Bright	36.500	74	11Bet Cas	2.2680	6600.0	73	18922	No
2	GOM_NL__2PRFIN20051013_000802_000000362041_00331_18922_7568.N1	13-OCT-2005 00:08:02	Bright	36.000	89	5Alp Cep	2.4510	8000.0	72	18922	No
3	GOM_NL__2PRFIN20051013_001424_000000322041_00331_18922_7569.N1	13-OCT-2005 00:14:24	Bright	32.000	49	1Alp UMi	1.9900	6300.0	64	18922	No
4	GOM_NL__2PRFIN20051013_001715_000000362041_00331_18922_7570.N1	13-OCT-2005 00:17:15	Bright	36.000	60	7Bet UMi	2.0810	3950.0	72	18922	No
5	GOM_NL__2PRFIN20051013_002236_000000352041_00331_18922_7571.N1	13-OCT-2005 00:22:36	Bright	34.500	36	50Alp UMa	1.8000	6300.0	69	18922	No
6	GOM_NL__2PRFIN20051013_002409_000000362041_00331_18922_7572.N1	13-OCT-2005 00:24:09	Bright	35.500	82	48Bet UMa	2.3650	10600.	71	18922	No
7	GOM_NL__2PRFIN20051013_002730_000000502041_00331_18922_7573.N1	13-OCT-2005 00:27:30	Bright	50.000	174	52Psi UMa	3.0040	4400.0	100	18922	No
8	GOM_NL__2PRFIN20051013_003413_000000522041_00331_18922_7574.N1	13-OCT-2005 00:34:13	Bright	51.500	96	68Del Leo	2.5600	9300.0	103	18922	No
9	GOM_NL__2PRFIN20051013_005421_000000452041_00331_18922_7575.N1	13-OCT-2005 00:54:21	Dark	45.000	65	Lam Vel	2.2040	4400.0	90	18922	No
10	GOM_NL__2PRFIN20051013_005731_000000392041_00331_18922_7576.N1	13-OCT-2005 00:57:31	Dark	39.000	46	Del Vel	1.9540	10600.	78	18922	No
11	GOM_NL__2PRFIN20051013_010006_000000372041_00332_18923_7606.N1	13-OCT-2005 01:00:06	Dark	37.000	29	Bet Car	1.6720	10200.	74	18923	No
12	GOM_NL__2PRFIN20051013_011106_000000392041_00332_18923_7607.N1	13-OCT-2005 01:11:06	Dark	38.500	143	Alp Hyi	2.8570	7200.0	77	18923	No
13	GOM_NL__2PRFIN20051013_011233_000000462041_00332_18923_7608.N1	13-OCT-2005 01:12:33	Dark	45.500	9	Alp Eri	0.45300	24000.	91	18923	No
14	GOM_NL__2PRFIN20051013_011738_000000432041_00332_18923_7609.N1	13-OCT-2005 01:17:38	Straylight	42.500	84	Alp Phe	2.3970	4500.0	85	18923	No
15	GOM_NL__2PRFIN20051013_012416_000000482041_00332_18923_7610.N1	13-OCT-2005 01:24:16	Straylight	47.500	52	16Bet Cet	2.0370	4500.0	95	18923	No
16	GOM_NL__2PRFIN20051013_013400_000000372041_00332_18923_7611.N1	13-OCT-2005 01:34:00	Bright	37.000	140	88Gam Peg	2.8340	26000.	74	18923	No
17	GOM_NL__2PRFIN20051013_013759_000000362041_00332_18923_7612.N1	13-OCT-2005 01:37:59	Bright	35.500	58	21Alp And	2.0730	11000.	71	18923	No
18	GOM_NL__2PRFIN20051013_014633_000000372041_00332_18923_7613.N1	13-OCT-2005 01:46:33	Bright	36.500	74	11Bet Cas	2.2680	6600.0	73	18923	No
19	GOM_NL__2PRFIN20051013_014838_000000362041_00332_18923_7614.N1	13-OCT-2005 01:48:38	Bright	36.000	89	5Alp Cep	2.4510	8000.0	72	18923	No
20	GOM_NL__2PRFIN20051013_015500_000000352041_00332_18923_7615.N1	13-OCT-2005 01:55:00	Bright	35.000	49	1Alp UMi	1.9900	6300.0	70	18923	No
21	GOM_NL__2PRFIN20051013_015751_000000362041_00332_18923_7616.N1	13-OCT-2005 01:57:51	Bright	36.000	60	7Bet UMi	2.0810	3950.0	72	18923	No
22	GOM_NL__2PRFIN20051013_020312_000000382041_00332_18923_7617.N1	13-OCT-2005 02:03:12	Bright	38.000	36	50Alp UMa	1.8000	6300.0	76	18923	No
23	GOM_NL__2PRFIN20051013_020445_000000392041_00332_18923_7618.N1	13-OCT-2005 02:04:45	Bright	39.000	82	48Bet UMa	2.3650	10600.	78	18923	No
24	GOM_NL__2PRFIN20051013_020806_000000352041_00332_18923_7619.N1	13-OCT-2005 02:08:06	Bright	35.000	174	52Psi UMa	3.0040	4400.0	70	18923	No
25	GOM_NL__2PRFIN20051013_021449_000000332041_00332_18923_7620.N1	13-OCT-2005 02:14:49	Bright	32.500	96	68Del Leo	2.5600	9300.0	65	18923	No
26	GOM_NL__2PRFIN20051013_023458_000000402041_00332_18923_7621.N1	13-OCT-2005 02:34:58	Dark	40.000	65	Lam Vel	2.2040	4400.0	80	18923	No
27	GOM_NL__2PRFIN20051013_023808_000000402041_00332_18923_7622.N1	13-OCT-2005 02:38:08	Dark	40.000	46	Del Vel	1.9540	10600.	80	18923	No
28	GOM_NL__2PRFIN20051013_024043_000000392041_00333_18924_7559.N1	13-OCT-2005 02:40:43	Dark	38.500	29	Bet Car	1.6720	10200.	77	18924	No
29	GOM_NL__2PRFIN20051013_025143_000000392041_00333_18924_7560.N1	13-OCT-2005 02:51:43	Dark	38.500	143	Alp Hyi	2.8570	7200.0	77	18924	No
30	GOM_NL__2PRFIN20051013_025309_000000512041_00333_18924_7561.N1	13-OCT-2005 02:53:09	Dark	50.500	9	Alp Eri	0.45300	24000.	101	18924	No
31	GOM_NL__2PRFIN20051013_025814_000000402041_00333_18924_7562.N1	13-OCT-2005 02:58:14	Straylight	39.500	84	Alp Phe	2.3970	4500.0	79	18924	No
32	GOM_NL__2PRFIN20051013_030452_000000452041_00333_18924_7563.N1	13-OCT-2005 03:04:52	Straylight	44.500	52	16Bet Cet	2.0370	4500.0	89	18924	No
33	GOM_NL__2PRFIN20051013_031436_000000372041_00333_18924_7564.N1	13-OCT-2005 03:14:36	Bright	37.000	140	88Gam Peg	2.8340	26000.	74	18924	No
34	GOM_NL__2PRFIN20051013_031835_000000372041_00333_18924_7565.N1	13-OCT-2005 03:18:35	Bright	36.500	58	21Alp And	2.0730	11000.	73	18924	No
35	GOM_NL__2PRFIN20051013_032709_000000372041_00333_18924_7566.N1	13-OCT-2005 03:27:09	Bright	37.000	74	11Bet Cas	2.2680	6600.0	74	18924	No
36	GOM_NL__2PRFIN20051013_032914_000000362041_00333_18924_7567.N1	13-OCT-2005 03:29:14	Bright	36.000	89	5Alp Cep	2.4510	8000.0	72	18924	No
37	GOM_NL__2PRFIN20051013_033536_000000352041_00333_18924_7568.N1	13-OCT-2005 03:35:36	Bright	34.500	49	1Alp UMi	1.9900	6300.0	69	18924	No
38	GOM_NL__2PRFIN20051013_033827_000000362041_00333_18924_7569.N1	13-OCT-2005 03:38:27	Bright	35.500	60	7Bet UMi	2.0810	3950.0	71	18924	No
39	GOM_NL__2PRFIN20051013_034348_000000382041_00333_18924_7570.N1	13-OCT-2005 03:43:48	Bright	37.500	36	50Alp UMa	1.8000	6300.0	75	18924	No
40	GOM_NL__2PRFIN20051013_034521_000000362041_00333_18924_7571.N1	13-OCT-2005 03:45:21	Bright	36.000	82	48Bet UMa	2.3650	10600.	72	18924	No
41	GOM_NL__2PRFIN20051013_034843_000000362041_00333_18924_7572.N1	13-OCT-2005 03:48:43	Bright	35.500	174	52Psi UMa	3.0040	4400.0	71	18924	No
42	GOM_NL__2PRFIN20051013_035525_000000332041_00333_18924_7573.N1	13-OCT-2005 03:55:25	Bright	33.000	96	68Del Leo	2.5600	9300.0	66	18924	No

43	GOM_NL__2PRFIN20051013_041534_000000532041_00333_18924_7574.N1	13-OCT-2005 04:15:34	Dark	52.500	65	Lam Vel	2.2040	4400.0	105	18924	No
44	GOM_NL__2PRFIN20051013_041844_000000392041_00333_18924_7575.N1	13-OCT-2005 04:18:44	Dark	38.500	46	Del Vel	1.9540	10600.	77	18924	No
45	GOM_NL__2PRFIN20051013_042119_000000392041_00334_18925_7559.N1	13-OCT-2005 04:21:19	Dark	38.500	29	Bet Car	1.6720	10200.	77	18925	No
46	GOM_NL__2PRFIN20051013_043219_000000382041_00334_18925_7560.N1	13-OCT-2005 04:32:19	Dark	38.000	143	Alp Hyi	2.8570	7200.0	76	18925	No
47	GOM_NL__2PRFIN20051013_043345_000000392041_00334_18925_7561.N1	13-OCT-2005 04:33:45	Dark	39.000	9	Alp Eri	0.45300	24000.	78	18925	No
48	GOM_NL__2PRFIN20051013_043850_000000392041_00334_18925_7562.N1	13-OCT-2005 04:38:50	Straylight	38.500	84	Alp Phe	2.3970	4500.0	77	18925	No
49	GOM_NL__2PRFIN20051013_044528_000000432041_00334_18925_7563.N1	13-OCT-2005 04:45:28	Straylight	43.000	52	16Bet Cet	2.0370	4500.0	86	18925	No
50	GOM_NL__2PRFIN20051013_045512_000000362041_00334_18925_7564.N1	13-OCT-2005 04:55:12	Bright	36.000	140	88Gam Peg	2.8340	26000.	72	18925	No
51	GOM_NL__2PRFIN20051013_045911_000000362041_00334_18925_7565.N1	13-OCT-2005 04:59:11	Bright	36.000	58	21Alp And	2.0730	11000.	72	18925	No
52	GOM_NL__2PRFIN20051013_050745_000000372041_00334_18925_7566.N1	13-OCT-2005 05:07:45	Bright	37.000	74	11Bet Cas	2.2680	6600.0	74	18925	No
53	GOM_NL__2PRFIN20051013_050950_000000362041_00334_18925_7567.N1	13-OCT-2005 05:09:50	Bright	36.000	89	5Alp Cep	2.4510	8000.0	72	18925	No
54	GOM_NL__2PRFIN20051013_051612_000000362041_00334_18925_7568.N1	13-OCT-2005 05:16:12	Bright	35.500	49	1Alp UMi	1.9900	6300.0	71	18925	No
55	GOM_NL__2PRFIN20051013_051903_000000362041_00334_18925_7569.N1	13-OCT-2005 05:19:03	Bright	36.000	60	7Bet UMi	2.0810	3950.0	72	18925	No
56	GOM_NL__2PRFIN20051013_052424_000000372041_00334_18925_7570.N1	13-OCT-2005 05:24:24	Bright	37.000	36	50Alp UMa	1.8000	6300.0	74	18925	No
57	GOM_NL__2PRFIN20051013_052557_000000362041_00334_18925_7571.N1	13-OCT-2005 05:25:57	Bright	35.500	82	48Bet UMa	2.3650	10600.	71	18925	No
58	GOM_NL__2PRFIN20051013_052919_000000332041_00334_18925_7572.N1	13-OCT-2005 05:29:19	Bright	33.000	174	52Psi UMa	3.0040	4400.0	66	18925	No
59	GOM_NL__2PRFIN20051013_053601_000000332041_00334_18925_7573.N1	13-OCT-2005 05:36:01	Bright	33.000	96	68Del Leo	2.5600	9300.0	66	18925	No
60	GOM_NL__2PRFIN20051013_055611_000000482041_00334_18925_7574.N1	13-OCT-2005 05:56:11	Dark	48.000	65	Lam Vel	2.2040	4400.0	96	18925	No
61	GOM_NL__2PRFIN20051013_055920_000000392041_00334_18925_7575.N1	13-OCT-2005 05:59:20	Dark	39.000	46	Del Vel	1.9540	10600.	78	18925	No
62	GOM_NL__2PRFIN20051013_060155_000000372041_00335_18926_7559.N1	13-OCT-2005 06:01:55	Dark	37.000	29	Bet Car	1.6720	10200.	74	18926	No
63	GOM_NL__2PRFIN20051013_061255_000000392041_00335_18926_7560.N1	13-OCT-2005 06:12:55	Dark	38.500	143	Alp Hyi	2.8570	7200.0	77	18926	No
64	GOM_NL__2PRFIN20051013_061422_000000522041_00335_18926_7561.N1	13-OCT-2005 06:14:22	Dark	52.000	9	Alp Eri	0.45300	24000.	104	18926	No
65	GOM_NL__2PRFIN20051013_061926_000000392041_00335_18926_7562.N1	13-OCT-2005 06:19:26	Straylight	39.000	84	Alp Phe	2.3970	4500.0	78	18926	No
66	GOM_NL__2PRFIN20051013_062604_000000442041_00335_18926_7563.N1	13-OCT-2005 06:26:04	Straylight	43.500	52	16Bet Cet	2.0370	4500.0	87	18926	No
67	GOM_NL__2PRFIN20051013_063548_000000362041_00335_18926_7564.N1	13-OCT-2005 06:35:48	Bright	35.500	140	88Gam Peg	2.8340	26000.	71	18926	No
68	GOM_NL__2PRFIN20051013_063947_000000362041_00335_18926_7565.N1	13-OCT-2005 06:39:47	Bright	36.000	58	21Alp And	2.0730	11000.	72	18926	No
69	GOM_NL__2PRFIN20051013_064821_000000382041_00335_18926_7566.N1	13-OCT-2005 06:48:21	Bright	37.500	74	11Bet Cas	2.2680	6600.0	75	18926	No
70	GOM_NL__2PRFIN20051013_065027_000000362041_00335_18926_7567.N1	13-OCT-2005 06:50:27	Bright	35.500	89	5Alp Cep	2.4510	8000.0	71	18926	No
71	GOM_NL__2PRFIN20051013_065648_000000372041_00335_18926_7568.N1	13-OCT-2005 06:56:48	Bright	36.500	49	1Alp UMi	1.9900	6300.0	73	18926	No
72	GOM_NL__2PRFIN20051013_065939_000000372041_00335_18926_7569.N1	13-OCT-2005 06:59:39	Bright	37.000	60	7Bet UMi	2.0810	3950.0	74	18926	No
73	GOM_NL__2PRFIN20051013_070500_000000372041_00335_18926_7570.N1	13-OCT-2005 07:05:00	Bright	37.000	36	50Alp UMa	1.8000	6300.0	74	18926	No
74	GOM_NL__2PRFIN20051013_070633_000000362041_00335_18926_7571.N1	13-OCT-2005 07:06:33	Bright	36.000	82	48Bet UMa	2.3650	10600.	72	18926	No
75	GOM_NL__2PRFIN20051013_070955_000000352041_00335_18926_7572.N1	13-OCT-2005 07:09:55	Bright	35.000	174	52Psi UMa	3.0040	4400.0	70	18926	No
76	GOM_NL__2PRFIN20051013_071638_000000322041_00335_18926_7573.N1	13-OCT-2005 07:16:38	Bright	32.000	96	68Del Leo	2.5600	9300.0	64	18926	No
77	GOM_NL__2PRFIN20051013_073647_000000472041_00335_18926_7574.N1	13-OCT-2005 07:36:47	Dark	46.500	65	Lam Vel	2.2040	4400.0	93	18926	No
78	GOM_NL__2PRFIN20051013_074231_000000392041_00336_18927_7559.N1	13-OCT-2005 07:42:31	Dark	39.000	29	Bet Car	1.6720	10200.	78	18927	No
79	GOM_NL__2PRFIN20051013_075331_000000382041_00336_18927_7560.N1	13-OCT-2005 07:53:31	Dark	38.000	143	Alp Hyi	2.8570	7200.0	76	18927	No
80	GOM_NL__2PRFIN20051013_075458_000000502041_00336_18927_7561.N1	13-OCT-2005 07:54:58	Dark	49.500	9	Alp Eri	0.45300	24000.	99	18927	No
81	GOM_NL__2PRFIN20051013_080002_000000422041_00336_18927_7562.N1	13-OCT-2005 08:00:02	Straylight	41.500	84	Alp Phe	2.3970	4500.0	83	18927	No
82	GOM_NL__2PRFIN20051013_080640_000000432041_00336_18927_7563.N1	13-OCT-2005 08:06:40	Straylight	43.000	52	16Bet Cet	2.0370	4500.0	86	18927	No
83	GOM_NL__2PRFIN20051013_081624_000000352041_00336_18927_7564.N1	13-OCT-2005 08:16:24	Bright	35.000	140	88Gam Peg	2.8340	26000.	70	18927	No
84	GOM_NL__2PRFIN20051013_082023_000000362041_00336_18927_7565.N1	13-OCT-2005 08:20:23	Bright	36.000	58	21Alp And	2.0730	11000.	72	18927	No
85	GOM_NL__2PRFIN20051013_082857_000000362041_00336_18927_7566.N1	13-OCT-2005 08:28:57	Bright	35.500	74	11Bet Cas	2.2680	6600.0	71	18927	No
86	GOM_NL__2PRFIN20051013_083103_000000372041_00336_18927_7567.N1	13-OCT-2005 08:31:03	Bright	36.500	89	5Alp Cep	2.4510	8000.0	73	18927	No
87	GOM_NL__2PRFIN20051013_083724_000000372041_00336_18927_7568.N1	13-OCT-2005 08:37:24	Bright	36.500	49	1Alp UMi	1.9900	6300.0	73	18927	No
88	GOM_NL__2PRFIN20051013_084016_000000372041_00336_18927_7569.N1	13-OCT-2005 08:40:16	Bright	36.500	60	7Bet UMi	2.0810	3950.0	73	18927	No
89	GOM_NL__2PRFIN20051013_084536_000000362041_00336_18927_7570.N1	13-OCT-2005 08:45:36	Bright	35.500	36	50Alp UMa	1.8000	6300.0	71	18927	No
90	GOM_NL__2PRFIN20051013_084709_000000342041_00336_18927_7571.N1	13-OCT-2005 08:47:09	Bright	34.000	82	48Bet UMa	2.3650	10600.	68	18927	No
91	GOM_NL__2PRFIN20051013_085031_000000332041_00336_18927_7572.N1	13-OCT-2005 08:50:31	Bright	33.000	174	52Psi UMa	3.0040	4400.0	66	18927	No
92	GOM_NL__2PRFIN20051013_085714_000000312041_00336_18927_7573.N1	13-OCT-2005 08:57:14	Bright	31.000	96	68Del Leo	2.5600	9300.0	62	18927	No
93	GOM_NL__2PRFIN20051013_091724_000000462041_00336_18927_7574.N1	13-OCT-2005 09:17:24	Dark	45.500	65	Lam Vel	2.2040	4400.0	91	18927	No
94	GOM_NL__2PRFIN20051013_092307_000000372041_00337_18928_7559.N1	13-OCT-2005 09:23:07	Dark	36.500	29	Bet Car	1.6720	10200.	73	18928	No
95	GOM_NL__2PRFIN20051013_093408_000000382041_00337_18928_7560.N1	13-OCT-2005 09:34:08	Dark	38.000	143	Alp Hyi	2.8570	7200.0	76	18928	No
96	GOM_NL__2PRFIN20051013_093534_000000422041_00337_18928_7561.N1	13-OCT-2005 09:35:34	Dark	41.500	9	Alp Eri	0.45300	24000.	83	18928	No
97	GOM_NL__2PRFIN20051013_094038_000000432041_00337_18928_7562.N1	13-OCT-2005 09:40:38	Straylight	43.000	84	Alp Phe	2.3970	4500.0	86	18928	No
98	GOM_NL__2PRFIN20051013_094716_000000452041_00337_18928_7563.N1	13-OCT-2005 09:47:16	Straylight	44.500	52	16Bet Cet	2.0370	4500.0	89	18928	No
99	GOM_NL__2PRFIN20051013_095700_000000372041_00337_18928_7564.N1	13-OCT-2005 09:57:00	Bright	36.500	140	88Gam Peg	2.8340	26000.	73	18928	No
100	GOM_NL__2PRFIN20051013_100059_000000362041_00337_18928_7565.N1	13-OCT-2005 10:00:59	Bright	35.500	58	21Alp And	2.0730	11000.	71	18928	No
101	GOM_NL__2PRFIN20051013_100933_000000362041_00337_18928_7566.N1	13-OCT-2005 10:09:33	Bright	35.500	74	11Bet Cas	2.2680	6600.0	71	18928	No

102	GOM_NL__2PRFIN20051013_101139_000000372041_00337_18928_7567.N1	13-OCT-2005 10:11:39	Bright	36.500	89	5Alp Cep	2.4510	8000.0	73	18928	No
103	GOM_NL__2PRFIN20051013_101800_000000372041_00337_18928_7568.N1	13-OCT-2005 10:18:00	Bright	36.500	49	1Alp UMi	1.9900	6300.0	73	18928	No
104	GOM_NL__2PRFIN20051013_102052_000000372041_00337_18928_7569.N1	13-OCT-2005 10:20:52	Bright	37.000	60	7Bet UMi	2.0810	3950.0	74	18928	No
105	GOM_NL__2PRFIN20051013_102612_000000352041_00337_18928_7570.N1	13-OCT-2005 10:26:12	Bright	34.500	36	50Alp UMa	1.8000	6300.0	69	18928	No
106	GOM_NL__2PRFIN20051013_102745_000000362041_00337_18928_7571.N1	13-OCT-2005 10:27:45	Bright	35.500	82	48Bet UMa	2.3650	10600.	71	18928	No
107	GOM_NL__2PRFIN20051013_103107_000000342041_00337_18928_7572.N1	13-OCT-2005 10:31:07	Bright	33.500	174	52Psi UMa	3.0040	4400.0	67	18928	No
108	GOM_NL__2PRFIN20051013_103750_000000322041_00337_18928_7573.N1	13-OCT-2005 10:37:50	Bright	32.000	96	68Del Leo	2.5600	9300.0	64	18928	No
109	GOM_NL__2PRFIN20051013_105800_000000452041_00337_18928_7574.N1	13-OCT-2005 10:58:00	Dark	44.500	65	Lam Vel	2.2040	4400.0	89	18928	No
110	GOM_NL__2PRFIN20051013_110013_000000402041_00337_18928_7575.N1	13-OCT-2005 11:00:13	Dark	39.500	91	Kap Vel	2.4900	26000.	79	18928	No
111	GOM_NL__2PRFIN20051013_110209_000000372041_00338_18929_7559.N1	13-OCT-2005 11:02:09	Dark	36.500	159	Ups Car	2.9200	7200.0	73	18929	No
112	GOM_NL__2PRFIN20051013_110343_000000392041_00338_18929_7560.N1	13-OCT-2005 11:03:43	Dark	38.500	29	Bet Car	1.6720	10200.	77	18929	No
113	GOM_NL__2PRFIN20051013_111444_000000392041_00338_18929_7561.N1	13-OCT-2005 11:14:44	Dark	38.500	143	Alp Hyi	2.8570	7200.0	77	18929	No
114	GOM_NL__2PRFIN20051013_111610_000000422041_00338_18929_7562.N1	13-OCT-2005 11:16:10	Dark	42.000	9	Alp Eri	0.45300	24000.	84	18929	No
115	GOM_NL__2PRFIN20051013_112114_000000422041_00338_18929_7563.N1	13-OCT-2005 11:21:14	Straylight	42.000	84	Alp Phe	2.3970	4500.0	84	18929	No
116	GOM_NL__2PRFIN20051013_112752_000000432041_00338_18929_7564.N1	13-OCT-2005 11:27:52	Straylight	42.500	52	16Bet Cet	2.0370	4500.0	85	18929	No
117	GOM_NL__2PRFIN20051013_113736_000000362041_00338_18929_7565.N1	13-OCT-2005 11:37:36	Bright	35.500	140	88Gam Peg	2.8340	26000.	71	18929	No
118	GOM_NL__2PRFIN20051013_114135_000000372041_00338_18929_7566.N1	13-OCT-2005 11:41:35	Bright	37.000	58	21Alp And	2.0730	11000.	74	18929	No
119	GOM_NL__2PRFIN20051013_115008_000000372041_00338_18929_7567.N1	13-OCT-2005 11:50:08	Bright	36.500	74	11Bet Cas	2.2680	6600.0	73	18929	No
120	GOM_NL__2PRFIN20051013_115215_000000352041_00338_18929_7568.N1	13-OCT-2005 11:52:15	Bright	35.000	89	5Alp Cep	2.4510	8000.0	70	18929	No
121	GOM_NL__2PRFIN20051013_115836_000000362041_00338_18929_7569.N1	13-OCT-2005 11:58:36	Bright	35.500	49	1Alp UMi	1.9900	6300.0	71	18929	No
122	GOM_NL__2PRFIN20051013_120128_000000382041_00338_18929_7570.N1	13-OCT-2005 12:01:28	Bright	37.500	60	7Bet UMi	2.0810	3950.0	75	18929	No
123	GOM_NL__2PRFIN20051013_120648_000000372041_00338_18929_7571.N1	13-OCT-2005 12:06:48	Bright	36.500	36	50Alp UMa	1.8000	6300.0	73	18929	No
124	GOM_NL__2PRFIN20051013_120821_000000362041_00338_18929_7572.N1	13-OCT-2005 12:08:21	Bright	35.500	82	48Bet UMa	2.3650	10600.	71	18929	No
125	GOM_NL__2PRFIN20051013_121143_000000342041_00338_18929_7573.N1	13-OCT-2005 12:11:43	Bright	34.000	174	52Psi UMa	3.0040	4400.0	68	18929	No
126	GOM_NL__2PRFIN20051013_121826_000000342041_00338_18929_7574.N1	13-OCT-2005 12:18:26	Bright	33.500	96	68Del Leo	2.5600	9300.0	67	18929	No
127	GOM_NL__2PRFIN20051013_123837_000000452041_00338_18929_7575.N1	13-OCT-2005 12:38:37	Dark	45.000	65	Lam Vel	2.2040	4400.0	90	18929	No
128	GOM_NL__2PRFIN20051013_124050_000000382041_00338_18929_7576.N1	13-OCT-2005 12:40:50	Dark	37.500	91	Kap Vel	2.4900	26000.	75	18929	No
129	GOM_NL__2PRFIN20051013_124245_000000382041_00339_18930_7579.N1	13-OCT-2005 12:42:45	Dark	37.500	159	Ups Car	2.9200	7200.0	75	18930	No
130	GOM_NL__2PRFIN20051013_124420_000000372041_00339_18930_7580.N1	13-OCT-2005 12:44:20	Dark	37.000	29	Bet Car	1.6720	10200.	74	18930	No
131	GOM_NL__2PRFIN20051013_125520_000000372041_00339_18930_7581.N1	13-OCT-2005 12:55:20	Dark	36.500	143	Alp Hyi	2.8570	7200.0	73	18930	No
132	GOM_NL__2PRFIN20051013_125647_000000452041_00339_18930_7582.N1	13-OCT-2005 12:56:47	Dark	45.000	9	Alp Eri	0.45300	24000.	90	18930	No
133	GOM_NL__2PRFIN20051013_130150_000000432041_00339_18930_7583.N1	13-OCT-2005 13:01:50	Straylight	42.500	84	Alp Phe	2.3970	4500.0	85	18930	No
134	GOM_NL__2PRFIN20051013_130828_000000432041_00339_18930_7584.N1	13-OCT-2005 13:08:28	Straylight	42.500	52	16Bet Cet	2.0370	4500.0	85	18930	No
135	GOM_NL__2PRFIN20051013_131812_000000362041_00339_18930_7585.N1	13-OCT-2005 13:18:12	Bright	36.000	140	88Gam Peg	2.8340	26000.	72	18930	No
136	GOM_NL__2PRFIN20051013_132210_000000362041_00339_18930_7586.N1	13-OCT-2005 13:22:10	Bright	36.000	58	21Alp And	2.0730	11000.	72	18930	No
137	GOM_NL__2PRFIN20051013_133044_000000362041_00339_18930_7587.N1	13-OCT-2005 13:30:44	Bright	36.000	74	11Bet Cas	2.2680	6600.0	72	18930	No
138	GOM_NL__2PRFIN20051013_133252_000000362041_00339_18930_7588.N1	13-OCT-2005 13:32:52	Bright	36.000	89	5Alp Cep	2.4510	8000.0	72	18930	No
139	GOM_NL__2PRFIN20051013_133912_000000352041_00339_18930_7589.N1	13-OCT-2005 13:39:12	Bright	35.000	49	1Alp UMi	1.9900	6300.0	70	18930	No
140	GOM_NL__2PRFIN20051013_134204_000000332041_00339_18930_7590.N1	13-OCT-2005 13:42:04	Bright	33.000	60	7Bet UMi	2.0810	3950.0	66	18930	No
141	GOM_NL__2PRFIN20051013_134724_000000352041_00339_18930_7591.N1	13-OCT-2005 13:47:24	Bright	35.000	36	50Alp UMa	1.8000	6300.0	70	18930	No
142	GOM_NL__2PRFIN20051013_134857_000000352041_00339_18930_7592.N1	13-OCT-2005 13:48:57	Bright	35.000	82	48Bet UMa	2.3650	10600.	70	18930	No
143	GOM_NL__2PRFIN20051013_135219_000000362041_00339_18930_7593.N1	13-OCT-2005 13:52:19	Bright	35.500	174	52Psi UMa	3.0040	4400.0	71	18930	No
144	GOM_NL__2PRFIN20051013_135902_000000332041_00339_18930_7594.N1	13-OCT-2005 13:59:02	Bright	33.000	96	68Del Leo	2.5600	9300.0	66	18930	No
145	GOM_NL__2PRFIN20051013_141913_000000492041_00339_18930_7595.N1	13-OCT-2005 14:19:13	Dark	49.000	65	Lam Vel	2.2040	4400.0	98	18930	No
146	GOM_NL__2PRFIN20051013_142222_000000402041_00339_18930_7596.N1	13-OCT-2005 14:22:22	Dark	40.000	46	Del Vel	1.9540	10600.	80	18930	No
147	GOM_NL__2PRFIN20051013_142456_000000392041_00340_18931_7579.N1	13-OCT-2005 14:24:56	Dark	38.500	29	Bet Car	1.6720	10200.	77	18931	No
148	GOM_NL__2PRFIN20051013_143556_000000372041_00340_18931_7580.N1	13-OCT-2005 14:35:56	Dark	37.000	143	Alp Hyi	2.8570	7200.0	74	18931	No
149	GOM_NL__2PRFIN20051013_143723_000000492041_00340_18931_7581.N1	13-OCT-2005 14:37:23	Dark	48.500	9	Alp Eri	0.45300	24000.	97	18931	No
150	GOM_NL__2PRFIN20051013_144227_000000402041_00340_18931_7582.N1	13-OCT-2005 14:42:27	Straylight	39.500	84	Alp Phe	2.3970	4500.0	79	18931	No
151	GOM_NL__2PRFIN20051013_144904_000000452041_00340_18931_7583.N1	13-OCT-2005 14:49:04	Straylight	45.000	52	16Bet Cet	2.0370	4500.0	90	18931	No
152	GOM_NL__2PRFIN20051013_145848_000000362041_00340_18931_7584.N1	13-OCT-2005 14:58:48	Bright	35.500	140	88Gam Peg	2.8340	26000.	71	18931	No
153	GOM_NL__2PRFIN20051013_150246_000000372041_00340_18931_7585.N1	13-OCT-2005 15:02:46	Bright	36.500	58	21Alp And	2.0730	11000.	73	18931	No
154	GOM_NL__2PRFIN20051013_151120_000000382041_00340_18931_7586.N1	13-OCT-2005 15:11:20	Bright	37.500	74	11Bet Cas	2.2680	6600.0	75	18931	No
155	GOM_NL__2PRFIN20051013_151328_000000352041_00340_18931_7587.N1	13-OCT-2005 15:13:28	Bright	35.000	89	5Alp Cep	2.4510	8000.0	70	18931	No
156	GOM_NL__2PRFIN20051013_151948_000000352041_00340_18931_7588.N1	13-OCT-2005 15:19:48	Bright	34.500	49	1Alp UMi	1.9900	6300.0	69	18931	No
157	GOM_NL__2PRFIN20051013_152240_000000362041_00340_18931_7589.N1	13-OCT-2005 15:22:40	Bright	36.000	60	7Bet UMi	2.0810	3950.0	72	18931	No
158	GOM_NL__2PRFIN20051013_152800_000000382041_00340_18931_7590.N1	13-OCT-2005 15:28:00	Bright	37.500	36	50Alp UMa	1.8000	6300.0	75	18931	No
159	GOM_NL__2PRFIN20051013_152933_000000342041_00340_18931_7591.N1	13-OCT-2005 15:29:33	Bright	34.000	82	48Bet UMa	2.3650	10600.	68	18931	No
160	GOM_NL__2PRFIN20051013_153255_000000362041_00340_18931_7592.N1	13-OCT-2005 15:32:55	Bright	35.500	174	52Psi UMa	3.0040	4400.0	71	18931	No

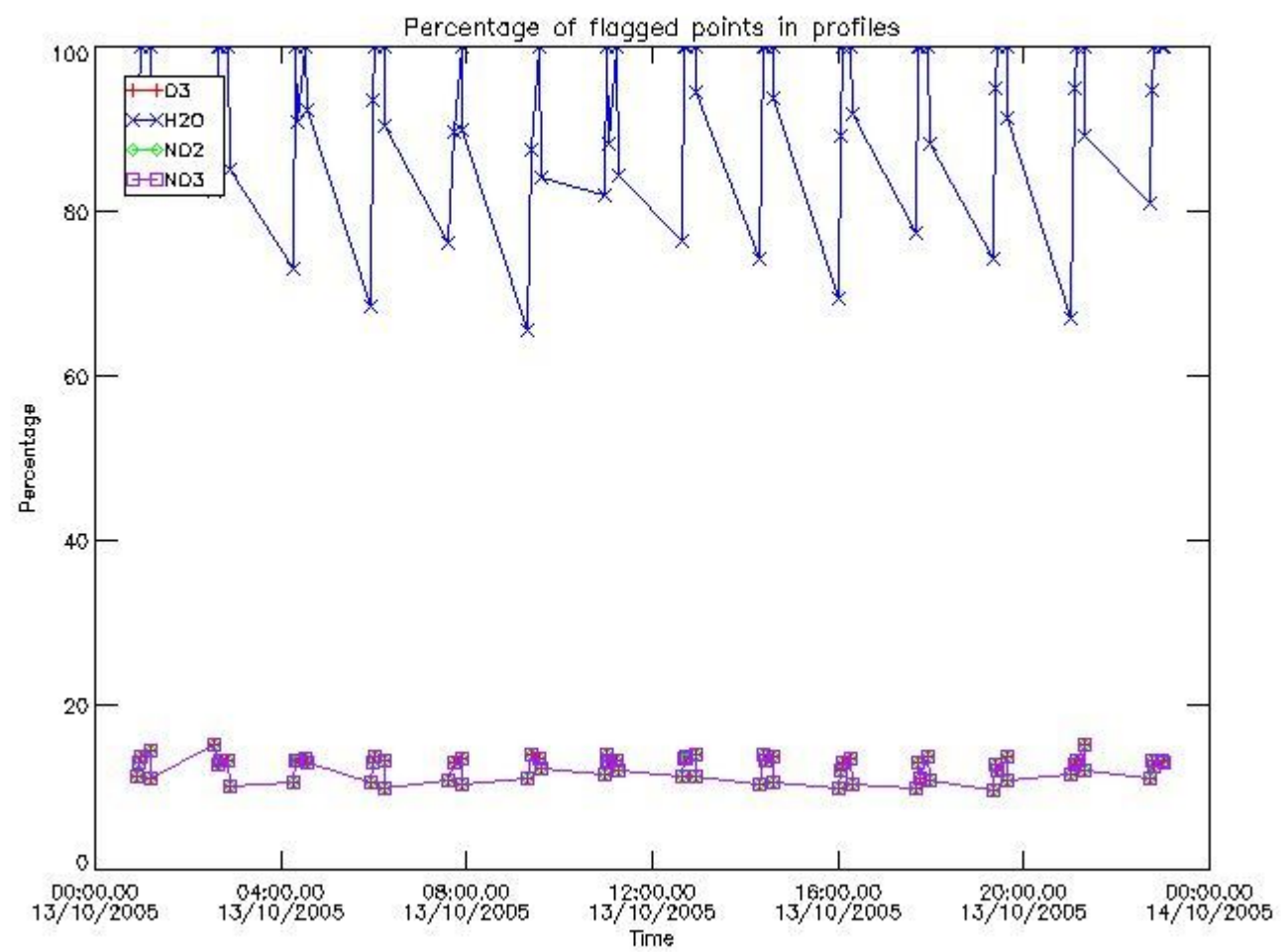
161	GOM_NL__2PRFIN20051013_153938_000000342041_00340_18931_7593.N1	13-OCT-2005 15:39:38	Bright	33.500	96	68Del Leo	2.5600	9300.0	67	18931	No
162	GOM_NL__2PRFIN20051013_155950_000000512041_00340_18931_7594.N1	13-OCT-2005 15:59:50	Dark	51.000	65	Lam Vel	2.2040	4400.0	102	18931	No
163	GOM_NL__2PRFIN20051013_160259_000000422041_00340_18931_7595.N1	13-OCT-2005 16:02:59	Dark	42.000	46	Del Vel	1.9540	10600.	84	18931	No
164	GOM_NL__2PRFIN20051013_160532_000000392041_00341_18932_7579.N1	13-OCT-2005 16:05:32	Dark	39.000	29	Bet Car	1.6720	10200.	78	18932	No
165	GOM_NL__2PRFIN20051013_161632_000000382041_00341_18932_7580.N1	13-OCT-2005 16:16:32	Dark	38.000	143	Alp Hyi	2.8570	7200.0	76	18932	No
166	GOM_NL__2PRFIN20051013_161759_000000492041_00341_18932_7581.N1	13-OCT-2005 16:17:59	Dark	48.500	9	Alp Eri	0.45300	24000.	97	18932	No
167	GOM_NL__2PRFIN20051013_162303_000000432041_00341_18932_7582.N1	13-OCT-2005 16:23:03	Straylight	43.000	84	Alp Phe	2.3970	4500.0	86	18932	No
168	GOM_NL__2PRFIN20051013_162940_000000442041_00341_18932_7583.N1	13-OCT-2005 16:29:40	Straylight	44.000	52	16Bet Cet	2.0370	4500.0	88	18932	No
169	GOM_NL__2PRFIN20051013_163923_000000362041_00341_18932_7584.N1	13-OCT-2005 16:39:23	Bright	36.000	140	88Gam Peg	2.8340	26000.	72	18932	No
170	GOM_NL__2PRFIN20051013_164322_000000362041_00341_18932_7585.N1	13-OCT-2005 16:43:22	Bright	36.000	58	21Alp And	2.0730	11000.	72	18932	No
171	GOM_NL__2PRFIN20051013_165156_000000352041_00341_18932_7586.N1	13-OCT-2005 16:51:56	Bright	35.000	74	11Bet Cas	2.2680	6600.0	70	18932	No
172	GOM_NL__2PRFIN20051013_165404_000000372041_00341_18932_7587.N1	13-OCT-2005 16:54:04	Bright	36.500	89	5Alp Cep	2.4510	8000.0	73	18932	No
173	GOM_NL__2PRFIN20051013_170024_000000372041_00341_18932_7588.N1	13-OCT-2005 17:00:24	Bright	36.500	49	1Alp UMi	1.9900	6300.0	73	18932	No
174	GOM_NL__2PRFIN20051013_170316_000000372041_00341_18932_7589.N1	13-OCT-2005 17:03:16	Bright	37.000	60	7Bet UMi	2.0810	3950.0	74	18932	No
175	GOM_NL__2PRFIN20051013_170836_000000382041_00341_18932_7590.N1	13-OCT-2005 17:08:36	Bright	37.500	36	50Alp UMa	1.8000	6300.0	75	18932	No
176	GOM_NL__2PRFIN20051013_171009_000000522041_00341_18932_7591.N1	13-OCT-2005 17:10:09	Bright	52.000	82	48Bet UMa	2.3650	10600.	104	18932	No
177	GOM_NL__2PRFIN20051013_171331_000000372041_00341_18932_7592.N1	13-OCT-2005 17:13:31	Bright	36.500	174	52Psi UMa	3.0040	4400.0	73	18932	No
178	GOM_NL__2PRFIN20051013_172014_000000402041_00341_18932_7593.N1	13-OCT-2005 17:20:14	Bright	39.500	96	68Del Leo	2.5600	9300.0	79	18932	No
179	GOM_NL__2PRFIN20051013_174026_000000512041_00341_18932_7594.N1	13-OCT-2005 17:40:26	Dark	51.000	65	Lam Vel	2.2040	4400.0	102	18932	No
180	GOM_NL__2PRFIN20051013_174335_000000402041_00341_18932_7595.N1	13-OCT-2005 17:43:35	Dark	39.500	46	Del Vel	1.9540	10600.	79	18932	No
181	GOM_NL__2PRFIN20051013_174608_000000462041_00342_18933_7579.N1	13-OCT-2005 17:46:08	Dark	45.500	29	Bet Car	1.6720	10200.	91	18933	No
182	GOM_NL__2PRFIN20051013_175709_000000372041_00342_18933_7580.N1	13-OCT-2005 17:57:09	Dark	37.000	143	Alp Hyi	2.8570	7200.0	74	18933	No
183	GOM_NL__2PRFIN20051013_175835_000000482041_00342_18933_7581.N1	13-OCT-2005 17:58:35	Dark	47.500	9	Alp Eri	0.45300	24000.	95	18933	No
184	GOM_NL__2PRFIN20051013_180339_000000432041_00342_18933_7582.N1	13-OCT-2005 18:03:39	Straylight	43.000	84	Alp Phe	2.3970	4500.0	86	18933	No
185	GOM_NL__2PRFIN20051013_181016_000000442041_00342_18933_7583.N1	13-OCT-2005 18:10:16	Straylight	43.500	52	16Bet Cet	2.0370	4500.0	87	18933	No
186	GOM_NL__2PRFIN20051013_181959_000000362041_00342_18933_7584.N1	13-OCT-2005 18:19:59	Bright	36.000	140	88Gam Peg	2.8340	26000.	72	18933	No
187	GOM_NL__2PRFIN20051013_182358_000000382041_00342_18933_7585.N1	13-OCT-2005 18:23:58	Bright	37.500	58	21Alp And	2.0730	11000.	75	18933	No
188	GOM_NL__2PRFIN20051013_183232_000000372041_00342_18933_7586.N1	13-OCT-2005 18:32:32	Bright	36.500	74	11Bet Cas	2.2680	6600.0	73	18933	No
189	GOM_NL__2PRFIN20051013_183440_000000372041_00342_18933_7587.N1	13-OCT-2005 18:34:40	Bright	36.500	89	5Alp Cep	2.4510	8000.0	73	18933	No
190	GOM_NL__2PRFIN20051013_184100_000000362041_00342_18933_7588.N1	13-OCT-2005 18:41:00	Bright	36.000	49	1Alp UMi	1.9900	6300.0	72	18933	No
191	GOM_NL__2PRFIN20051013_184353_000000372041_00342_18933_7589.N1	13-OCT-2005 18:43:53	Bright	37.000	60	7Bet UMi	2.0810	3950.0	74	18933	No
192	GOM_NL__2PRFIN20051013_184912_000000342041_00342_18933_7590.N1	13-OCT-2005 18:49:12	Bright	34.000	36	50Alp UMa	1.8000	6300.0	68	18933	No
193	GOM_NL__2PRFIN20051013_185045_000000522041_00342_18933_7591.N1	13-OCT-2005 18:50:45	Bright	52.000	82	48Bet UMa	2.3650	10600.	104	18933	No
194	GOM_NL__2PRFIN20051013_185407_000000352041_00342_18933_7592.N1	13-OCT-2005 18:54:07	Bright	35.000	174	52Psi UMa	3.0040	4400.0	70	18933	No
195	GOM_NL__2PRFIN20051013_190050_000000342041_00342_18933_7593.N1	13-OCT-2005 19:00:50	Bright	33.500	96	68Del Leo	2.5600	9300.0	67	18933	No
196	GOM_NL__2PRFIN20051013_192103_000000532041_00342_18933_7594.N1	13-OCT-2005 19:21:03	Dark	53.000	65	Lam Vel	2.2040	4400.0	106	18933	No
197	GOM_NL__2PRFIN20051013_192412_000000402041_00342_18933_7595.N1	13-OCT-2005 19:24:12	Dark	40.000	46	Del Vel	1.9540	10600.	80	18933	No
198	GOM_NL__2PRFIN20051013_192644_000000432041_00343_18934_7579.N1	13-OCT-2005 19:26:44	Dark	42.500	29	Bet Car	1.6720	10200.	85	18934	No
199	GOM_NL__2PRFIN20051013_193745_000000372041_00343_18934_7580.N1	13-OCT-2005 19:37:45	Dark	37.000	143	Alp Hyi	2.8570	7200.0	74	18934	No
200	GOM_NL__2PRFIN20051013_193912_000000472041_00343_18934_7581.N1	13-OCT-2005 19:39:12	Dark	47.000	9	Alp Eri	0.45300	24000.	94	18934	No
201	GOM_NL__2PRFIN20051013_194415_000000402041_00343_18934_7582.N1	13-OCT-2005 19:44:15	Straylight	40.000	84	Alp Phe	2.3970	4500.0	80	18934	No
202	GOM_NL__2PRFIN20051013_195053_000000442041_00343_18934_7583.N1	13-OCT-2005 19:50:53	Straylight	44.000	52	16Bet Cet	2.0370	4500.0	88	18934	No
203	GOM_NL__2PRFIN20051013_200036_000000372041_00343_18934_7584.N1	13-OCT-2005 20:00:36	Bright	36.500	140	88Gam Peg	2.8340	26000.	73	18934	No
204	GOM_NL__2PRFIN20051013_200434_000000382041_00343_18934_7585.N1	13-OCT-2005 20:04:34	Bright	38.000	58	21Alp And	2.0730	11000.	76	18934	No
205	GOM_NL__2PRFIN20051013_201308_000000372041_00343_18934_7586.N1	13-OCT-2005 20:13:08	Bright	36.500	74	11Bet Cas	2.2680	6600.0	73	18934	No
206	GOM_NL__2PRFIN20051013_201517_000000372041_00343_18934_7587.N1	13-OCT-2005 20:15:17	Bright	36.500	89	5Alp Cep	2.4510	8000.0	73	18934	No
207	GOM_NL__2PRFIN20051013_202136_000000352041_00343_18934_7588.N1	13-OCT-2005 20:21:36	Bright	34.500	49	1Alp UMi	1.9900	6300.0	69	18934	No
208	GOM_NL__2PRFIN20051013_202429_000000332041_00343_18934_7589.N1	13-OCT-2005 20:24:29	Bright	33.000	60	7Bet UMi	2.0810	3950.0	66	18934	No
209	GOM_NL__2PRFIN20051013_202948_000000382041_00343_18934_7590.N1	13-OCT-2005 20:29:48	Bright	37.500	36	50Alp UMa	1.8000	6300.0	75	18934	No
210	GOM_NL__2PRFIN20051013_203121_000000362041_00343_18934_7591.N1	13-OCT-2005 20:31:21	Bright	36.000	82	48Bet UMa	2.3650	10600.	72	18934	No
211	GOM_NL__2PRFIN20051013_203443_000000352041_00343_18934_7592.N1	13-OCT-2005 20:34:43	Bright	34.500	174	52Psi UMa	3.0040	4400.0	69	18934	No
212	GOM_NL__2PRFIN20051013_204126_000000332041_00343_18934_7593.N1	13-OCT-2005 20:41:26	Bright	32.500	96	68Del Leo	2.5600	9300.0	65	18934	No
213	GOM_NL__2PRFIN20051013_210139_000000452041_00343_18934_7594.N1	13-OCT-2005 21:01:39	Dark	44.500	65	Lam Vel	2.2040	4400.0	89	18934	No
214	GOM_NL__2PRFIN20051013_210448_000000402041_00343_18934_7595.N1	13-OCT-2005 21:04:48	Dark	40.000	46	Del Vel	1.9540	10600.	80	18934	No
215	GOM_NL__2PRFIN20051013_210720_000000392041_00344_18935_7579.N1	13-OCT-2005 21:07:20	Dark	38.500	29	Bet Car	1.6720	10200.	77	18935	No
216	GOM_NL__2PRFIN20051013_211821_000000372041_00344_18935_7580.N1	13-OCT-2005 21:18:21	Dark	37.000	143	Alp Hyi	2.8570	7200.0	74	18935	No
217	GOM_NL__2PRFIN20051013_211948_000000422041_00344_18935_7581.N1	13-OCT-2005 21:19:48	Dark	42.000	9	Alp Eri	0.45300	24000.	84	18935	No
218	GOM_NL__2PRFIN20051013_212451_000000432041_00344_18935_7582.N1	13-OCT-2005 21:24:51	Straylight	42.500	84	Alp Phe	2.3970	4500.0	85	18935	No
219	GOM_NL__2PRFIN20051013_213129_000000452041_00344_18935_7583.N1	13-OCT-2005 21:31:29	Straylight	44.500	52	16Bet Cet	2.0370	4500.0	89	18935	No

220	GOM_NL__2PRFIN20051013_214111_000000372041_00344_18935_7584.N1	13-OCT-2005 21:41:11	Bright	36.500	140	88Gam Peg	2.8340	26000.	73	18935	No
221	GOM_NL__2PRFIN20051013_214510_000000352041_00344_18935_7585.N1	13-OCT-2005 21:45:10	Bright	35.000	58	21Alp And	2.0730	11000.	70	18935	No
222	GOM_NL__2PRFIN20051013_215343_000000362041_00344_18935_7586.N1	13-OCT-2005 21:53:43	Bright	36.000	74	11Bet Cas	2.2680	6600.0	72	18935	No
223	GOM_NL__2PRFIN20051013_215553_000000372041_00344_18935_7587.N1	13-OCT-2005 21:55:53	Bright	36.500	89	5Alp Cep	2.4510	8000.0	73	18935	No
224	GOM_NL__2PRFIN20051013_220211_000000372041_00344_18935_7588.N1	13-OCT-2005 22:02:11	Bright	36.500	49	1Alp UMi	1.9900	6300.0	73	18935	No
225	GOM_NL__2PRFIN20051013_220505_000000372041_00344_18935_7589.N1	13-OCT-2005 22:05:05	Bright	37.000	60	7Bet UMi	2.0810	3950.0	74	18935	No
226	GOM_NL__2PRFIN20051013_221024_000000382041_00344_18935_7590.N1	13-OCT-2005 22:10:24	Bright	37.500	36	50Alp UMa	1.8000	6300.0	75	18935	No
227	GOM_NL__2PRFIN20051013_221157_000000362041_00344_18935_7591.N1	13-OCT-2005 22:11:57	Bright	36.000	82	48Bet UMa	2.3650	10600.	72	18935	No
228	GOM_NL__2PRFIN20051013_221519_000000402041_00344_18935_7592.N1	13-OCT-2005 22:15:19	Bright	40.000	174	52Psi UMa	3.0040	4400.0	80	18935	No
229	GOM_NL__2PRFIN20051013_222203_000000522041_00344_18935_7593.N1	13-OCT-2005 22:22:03	Bright	51.500	96	68Del Leo	2.5600	9300.0	103	18935	No
230	GOM_NL__2PRFIN20051013_224216_000000512041_00344_18935_7594.N1	13-OCT-2005 22:42:16	Dark	50.500	65	Lam Vel	2.2040	4400.0	101	18935	No
231	GOM_NL__2PRFIN20051013_224525_000000392041_00344_18935_7595.N1	13-OCT-2005 22:45:25	Dark	38.500	46	Del Vel	1.9540	10600.	77	18935	No
232	GOM_NL__2PRFIN20051013_224757_000000412041_00345_18936_7579.N1	13-OCT-2005 22:47:57	Dark	41.000	29	Bet Car	1.6720	10200.	82	18936	No
233	GOM_NL__2PRFIN20051013_225857_000000392041_00345_18936_7580.N1	13-OCT-2005 22:58:57	Dark	38.500	143	Alp Hyi	2.8570	7200.0	77	18936	No
234	GOM_NL__2PRFIN20051013_230024_000000402041_00345_18936_7581.N1	13-OCT-2005 23:00:24	Dark	39.500	9	Alp Eri	0.45300	24000.	79	18936	No
235	GOM_NL__2PRFIN20051013_230527_000000382041_00345_18936_7582.N1	13-OCT-2005 23:05:27	Straylight	37.500	84	Alp Phe	2.3970	4500.0	75	18936	No
236	GOM_NL__2PRFIN20051013_231205_000000432041_00345_18936_7583.N1	13-OCT-2005 23:12:05	Straylight	42.500	52	16Bet Cet	2.0370	4500.0	85	18936	No
237	GOM_NL__2PRFIN20051013_232147_000000362041_00345_18936_7584.N1	13-OCT-2005 23:21:47	Bright	36.000	140	88Gam Peg	2.8340	26000.	72	18936	No
238	GOM_NL__2PRFIN20051013_232546_000000372041_00345_18936_7585.N1	13-OCT-2005 23:25:46	Bright	36.500	58	21Alp And	2.0730	11000.	73	18936	No
239	GOM_NL__2PRFIN20051013_233419_000000342041_00345_18936_7586.N1	13-OCT-2005 23:34:19	Bright	33.500	74	11Bet Cas	2.2680	6600.0	67	18936	No
240	GOM_NL__2PRFIN20051013_233629_000000362041_00345_18936_7587.N1	13-OCT-2005 23:36:29	Bright	36.000	89	5Alp Cep	2.4510	8000.0	72	18936	No
241	GOM_NL__2PRFIN20051013_234247_000000332041_00345_18936_7588.N1	13-OCT-2005 23:42:47	Bright	33.000	49	1Alp UMi	1.9900	6300.0	66	18936	No
242	GOM_NL__2PRFIN20051013_234541_000000372041_00345_18936_7589.N1	13-OCT-2005 23:45:41	Bright	37.000	60	7Bet UMi	2.0810	3950.0	74	18936	No
243	GOM_NL__2PRFIN20051013_235100_000000342041_00345_18936_7590.N1	13-OCT-2005 23:51:00	Bright	33.500	36	50Alp UMa	1.8000	6300.0	67	18936	No
244	GOM_NL__2PRFIN20051013_235233_000000362041_00345_18936_7591.N1	13-OCT-2005 23:52:33	Bright	36.000	82	48Bet UMa	2.3650	10600.	72	18936	No
245	GOM_NL__2PRFIN20051013_235555_000000402041_00345_18936_7592.N1	13-OCT-2005 23:55:55	Bright	40.000	174	52Psi UMa	3.0040	4400.0	80	18936	No

3. Quality information per product

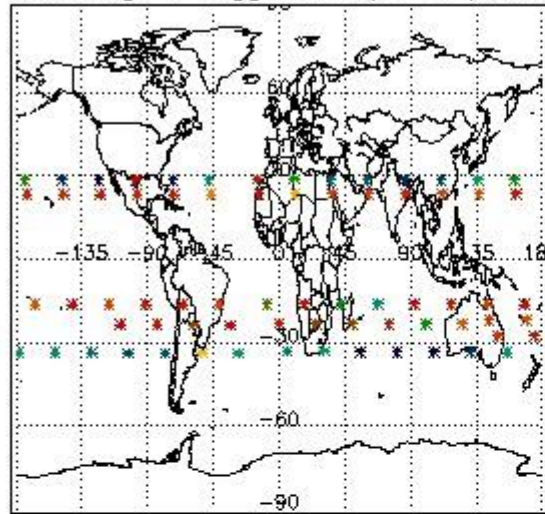
In this section it is plotted some information contained in the Quality Summary data set of the level 2 products. Only products in dark limb conditions and without errors (error flag in the MPH set to "0") are used.

3.1 Plot quality information per product (time dependant)

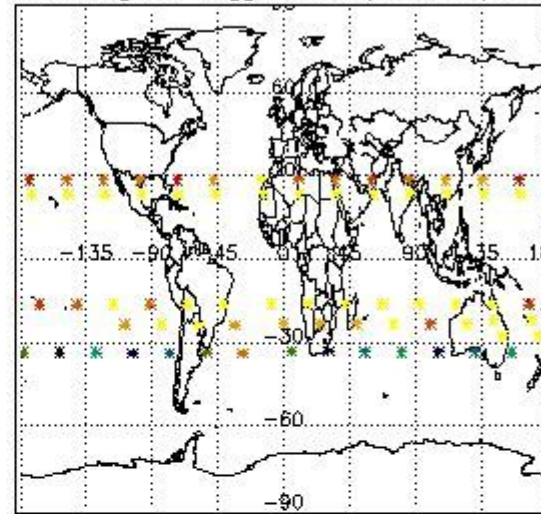


3.2 Plot quality information per product (world map)

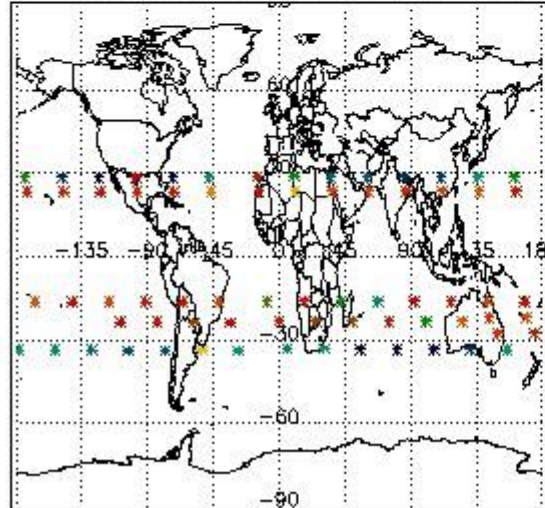
Percentage of flagged data per O3 profile



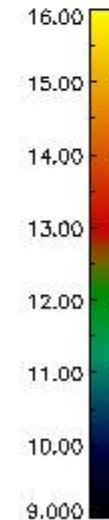
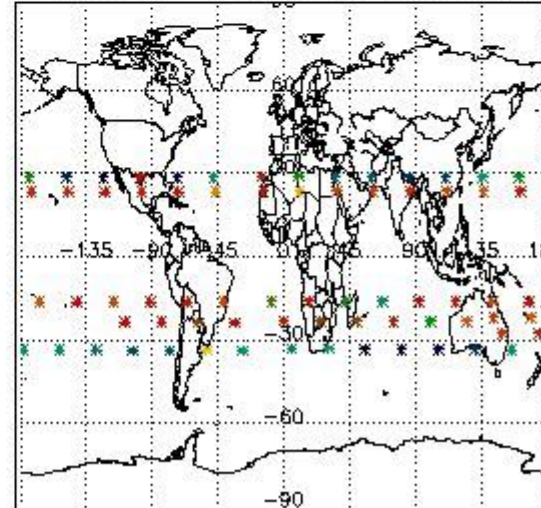
Percentage of flagged data per H2O profile



Percentage of flagged data per NO2 profile



Percentage of flagged data per NO3 profile

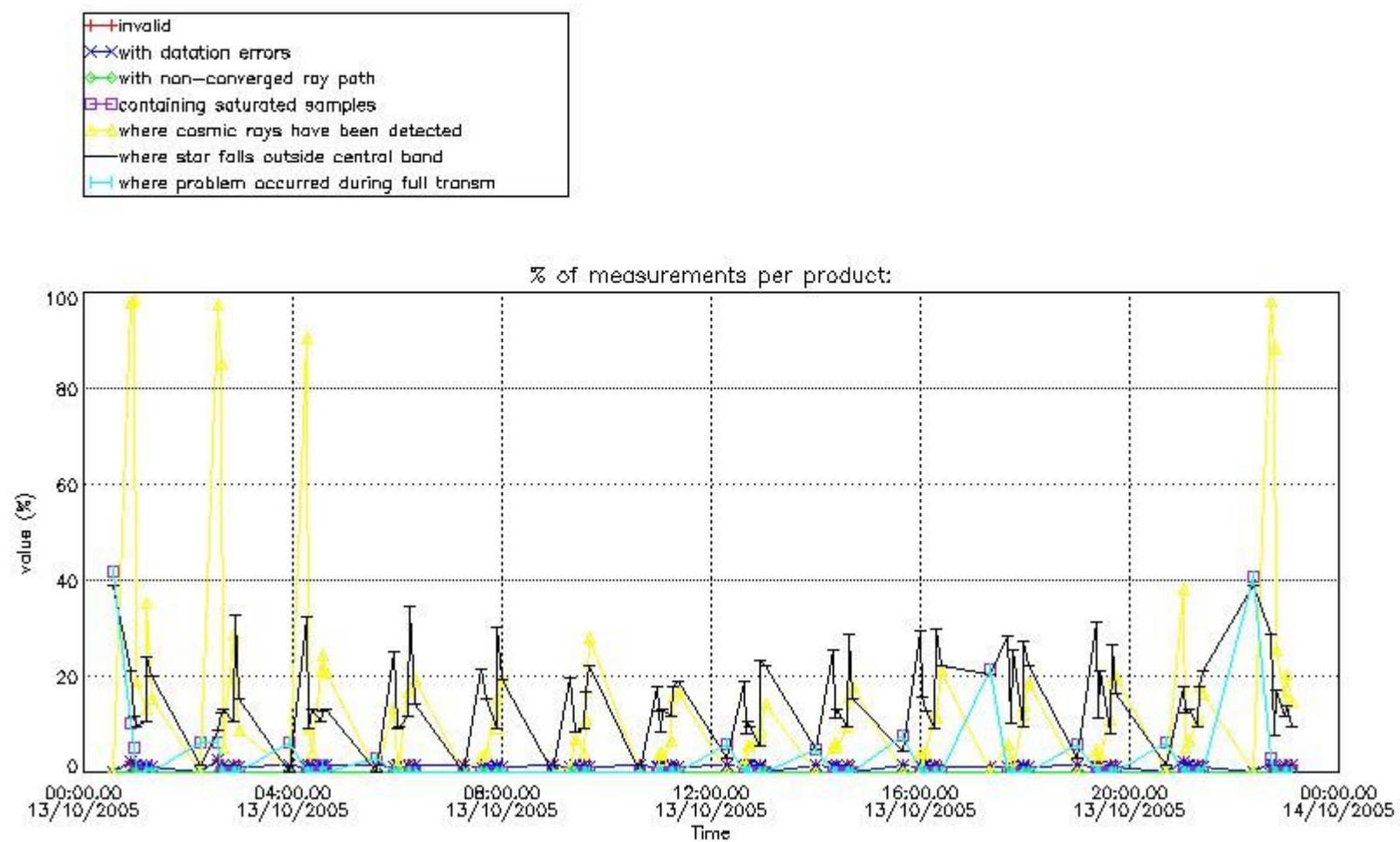


4. Level 1 quality information per product

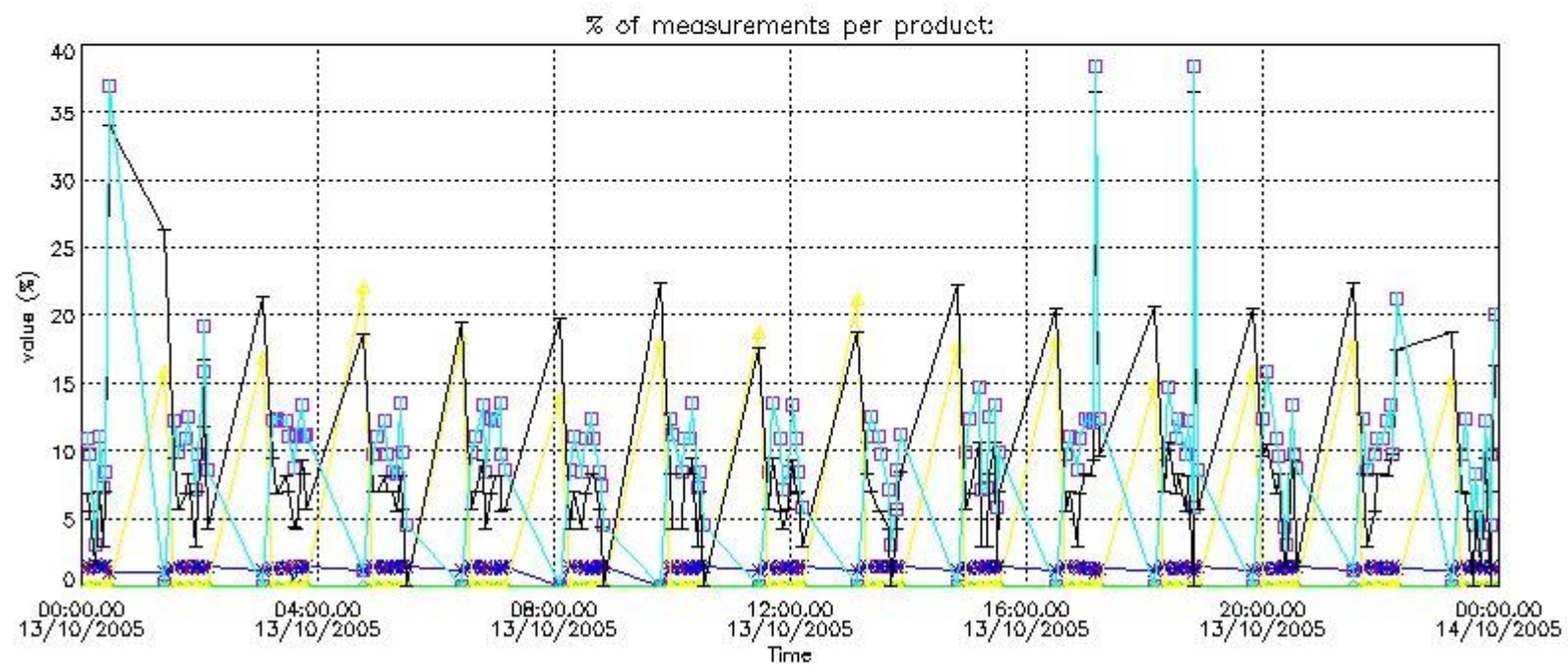
In this section it is plotted some information contained in the Quality Summary data set of the level 2 products that comes from the level 1b processing. Products without errors (error flag in the MPH set to "0") are used.

4.1 Plot quality information per product (time dependant) coming from level 1b processing

4.1.1 Plot level 1 quality information per product (time dependant): ENVISAT ASCENDING passes



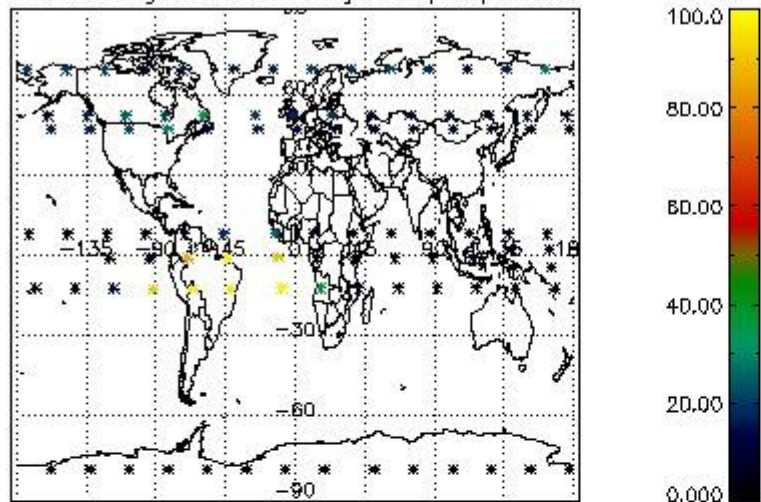
4.1.2 Plot level 1 quality information per product (time dependant): ENVI SAT DESCENDING passes



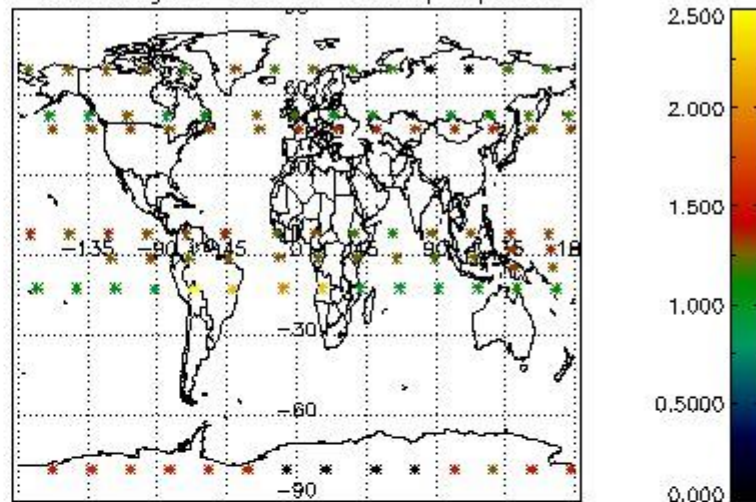
4.2 Plot quality information per product coming from level 1b processing (world map)

4.2.1 Plot level 1 quality information per product (world map): ENVISAT ASCENDING passes

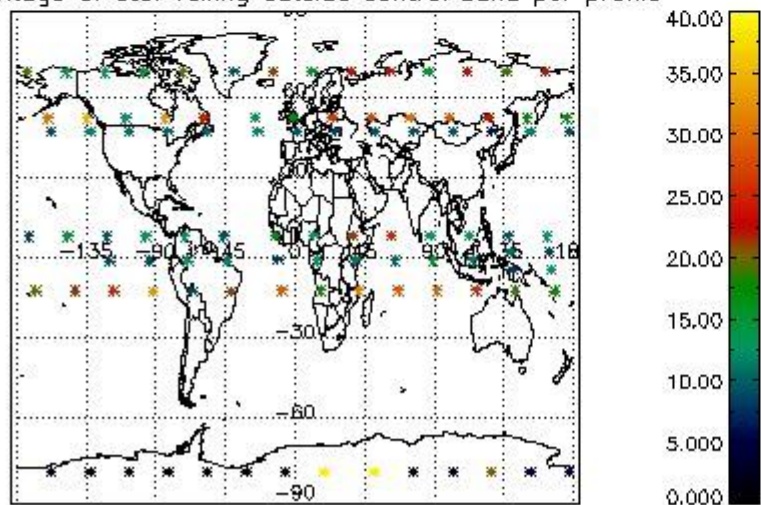
Percentage of cosmic ray hits per profile



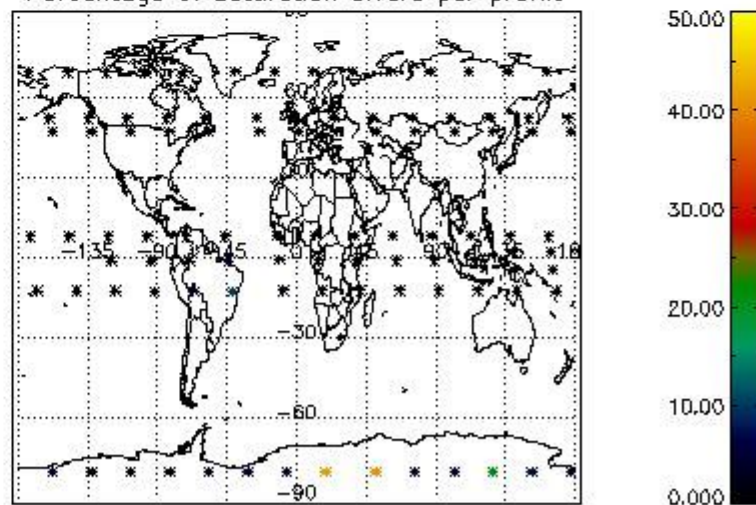
Percentage of datation errors per profile



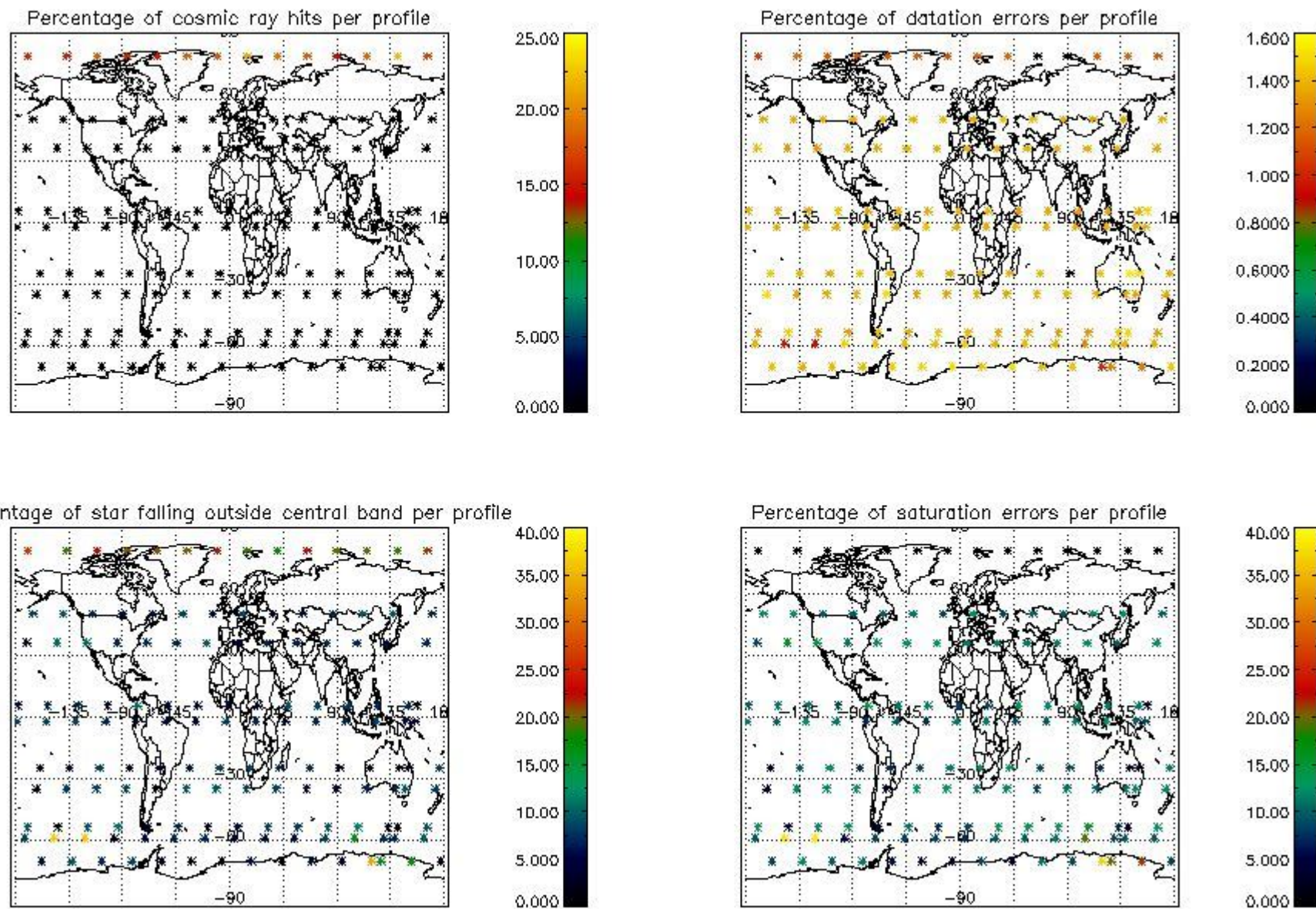
Percentage of star falling outside central band per profile



Percentage of saturation errors per profile



4.2.2 Plot level 1 quality information per product (world map): ENVISAT DESCENDING passes



5. Trace gas profiles

5.1 Ozone statistics based on quality of products

The final quality of the products can be "measured" using the STD (Standard Deviation) attached to every point profile. This information is written to the parameter GOM_NL__2P/NL_LOCAL_SPECIES_DENSITY/o3_std of the level 2 products. The table below shows the statistics for given STD ranges.

The statistics are given with respect to the overall valid production:

- Products without fatal errors: GOM_NL__2P/MPH/PRODUCT_ERR=0
- Valid point profile: GOM_NL__2P/NL_LOCAL_SPECIES_DENSITY/pcd(0)=0

The 'Criteria' is applied to valid points of dark limb products:

- Products in dark limb illumination condition: GOM_NL__2P/NL_SUMMARY_QUALITY/obs_ill_cond=0
- Products without fatal errors: GOM_NL__2P/MPH/PRODUCT_ERR=0
- Valid point profile: GOM_NL__2P/NL_LOCAL_SPECIES_DENSITY/pcd(0)=0

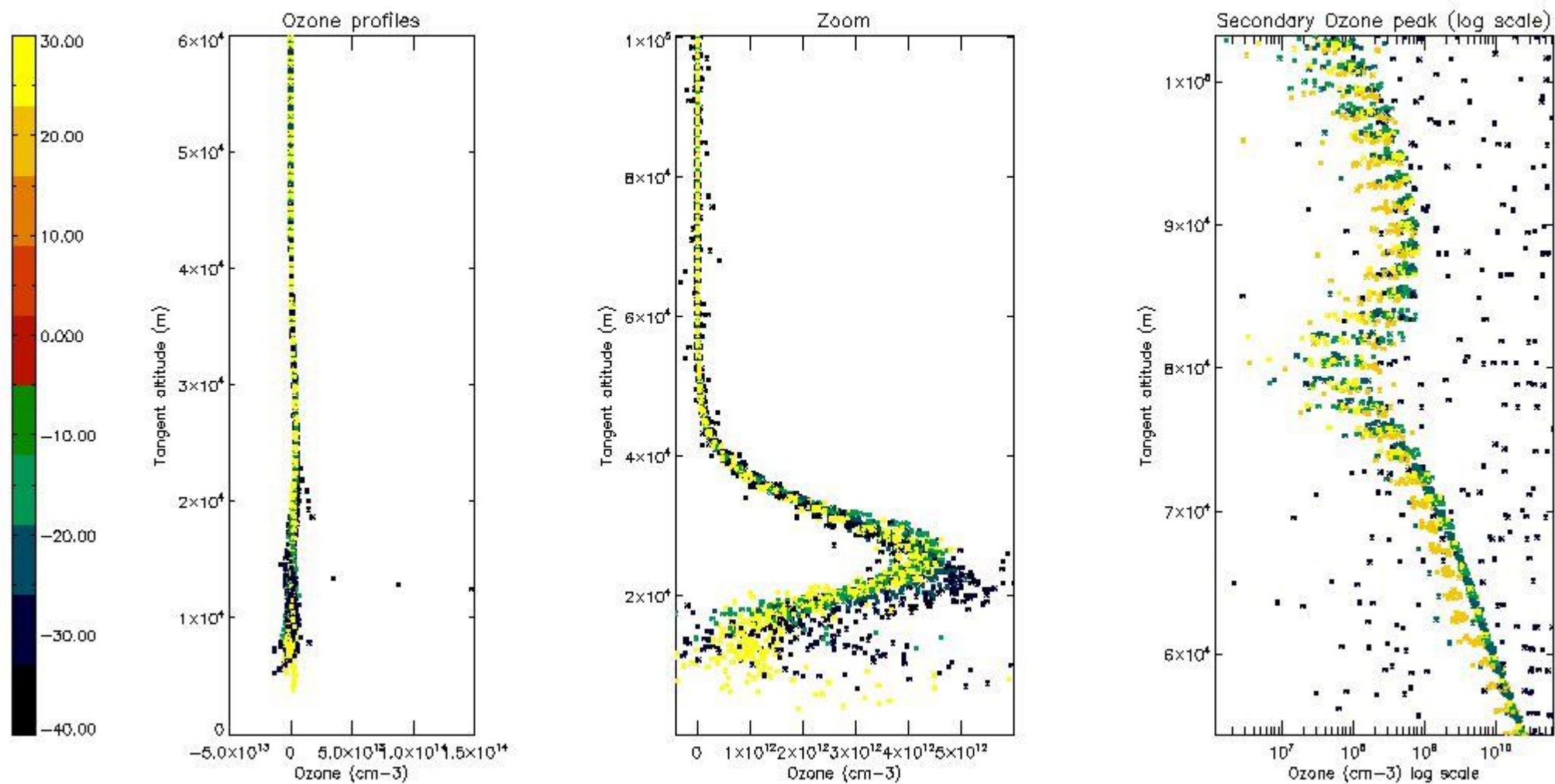
So, the table below shows the percentage of dark limb and valid observations for each criteria with respect to the overall valid daily observations.

Criteria	% of total production
All STD	32
STD < 20	18

STD < 10	14
STD < 5	9

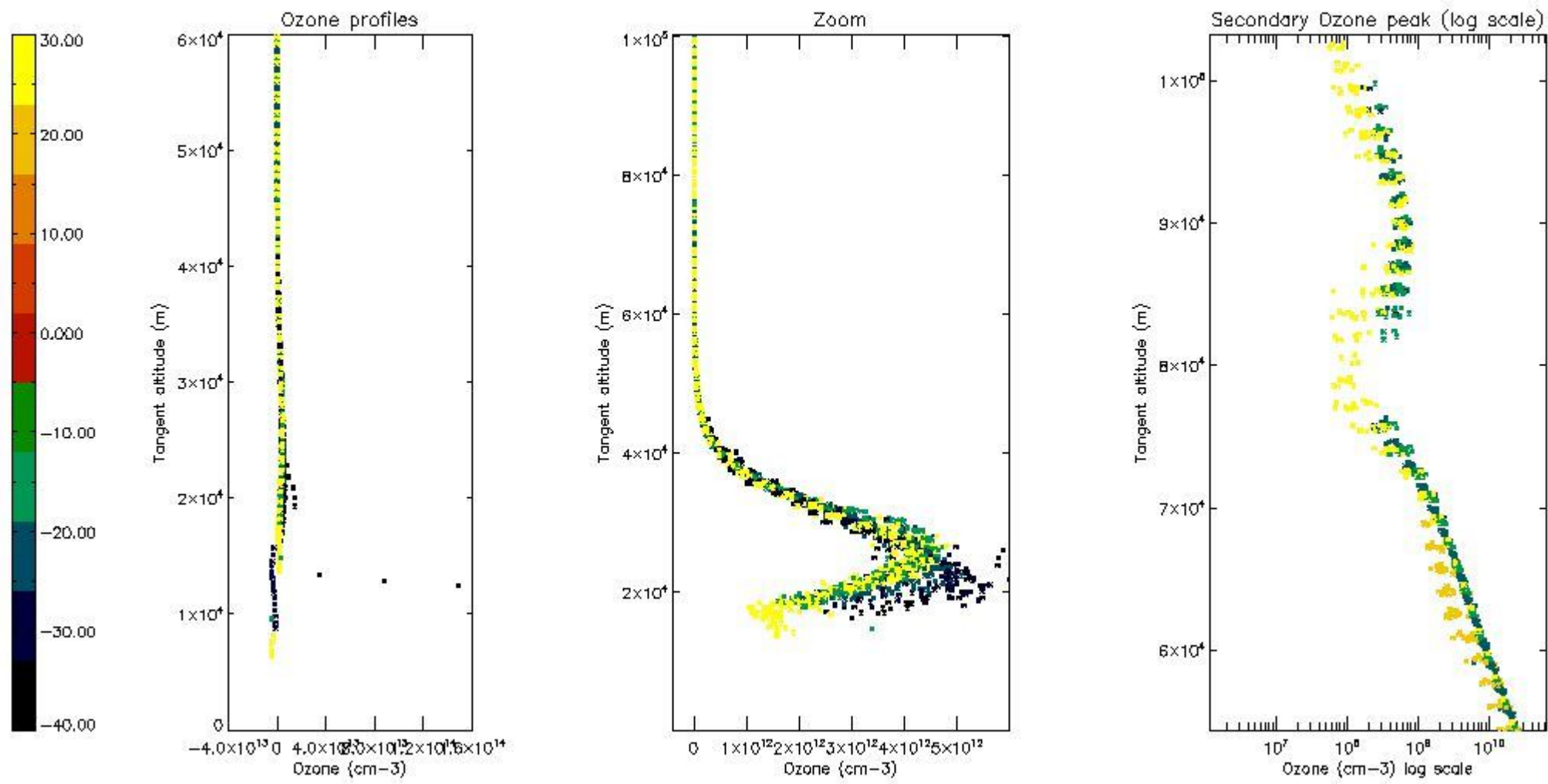
5.2 Plot ozone profiles for all STD (dark without errors)

The colorbar represents the latitude.



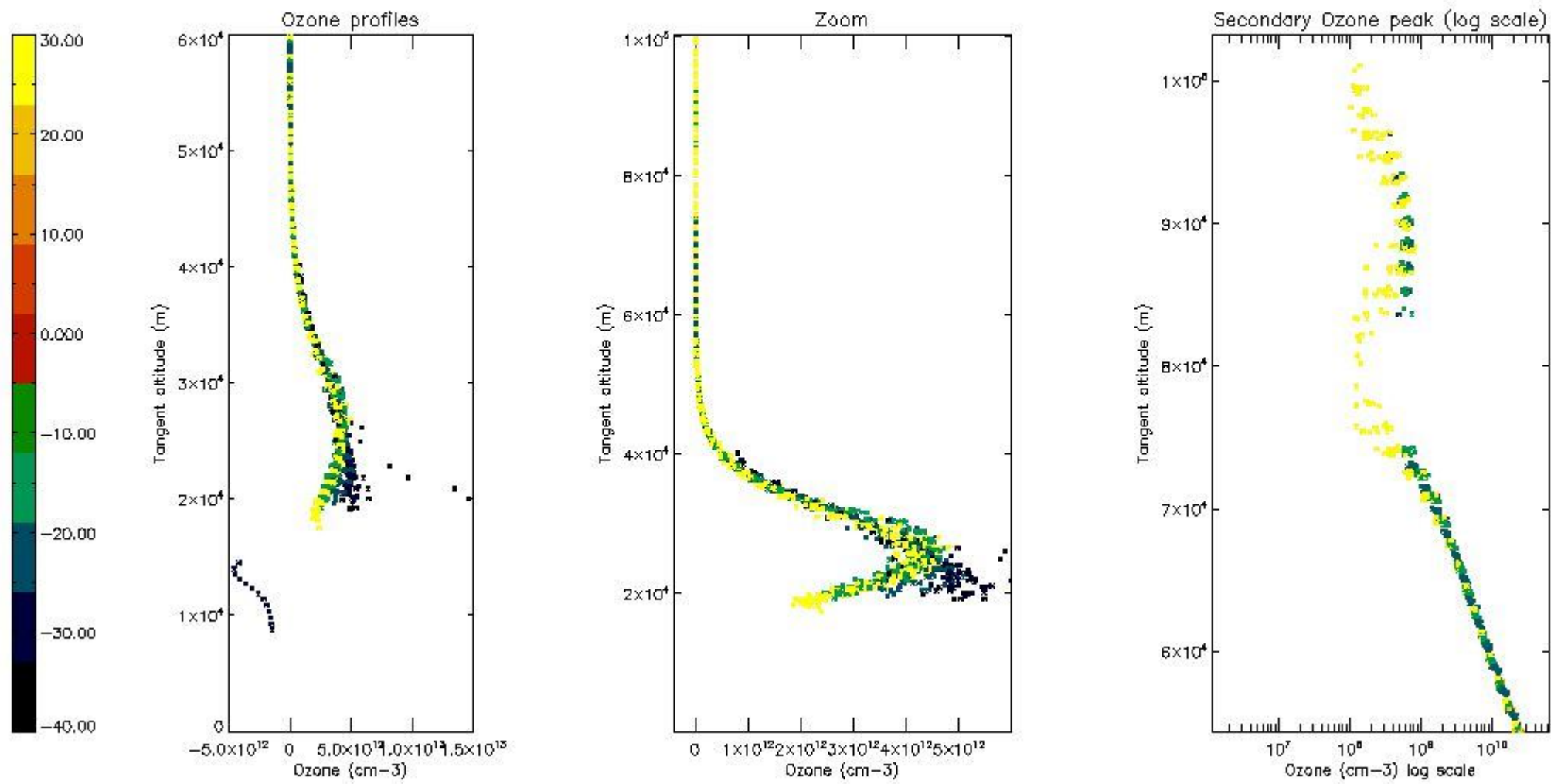
5.3 Plot ozone profiles where STD < 20% (dark without errors)

The colorbar represents the latitude.



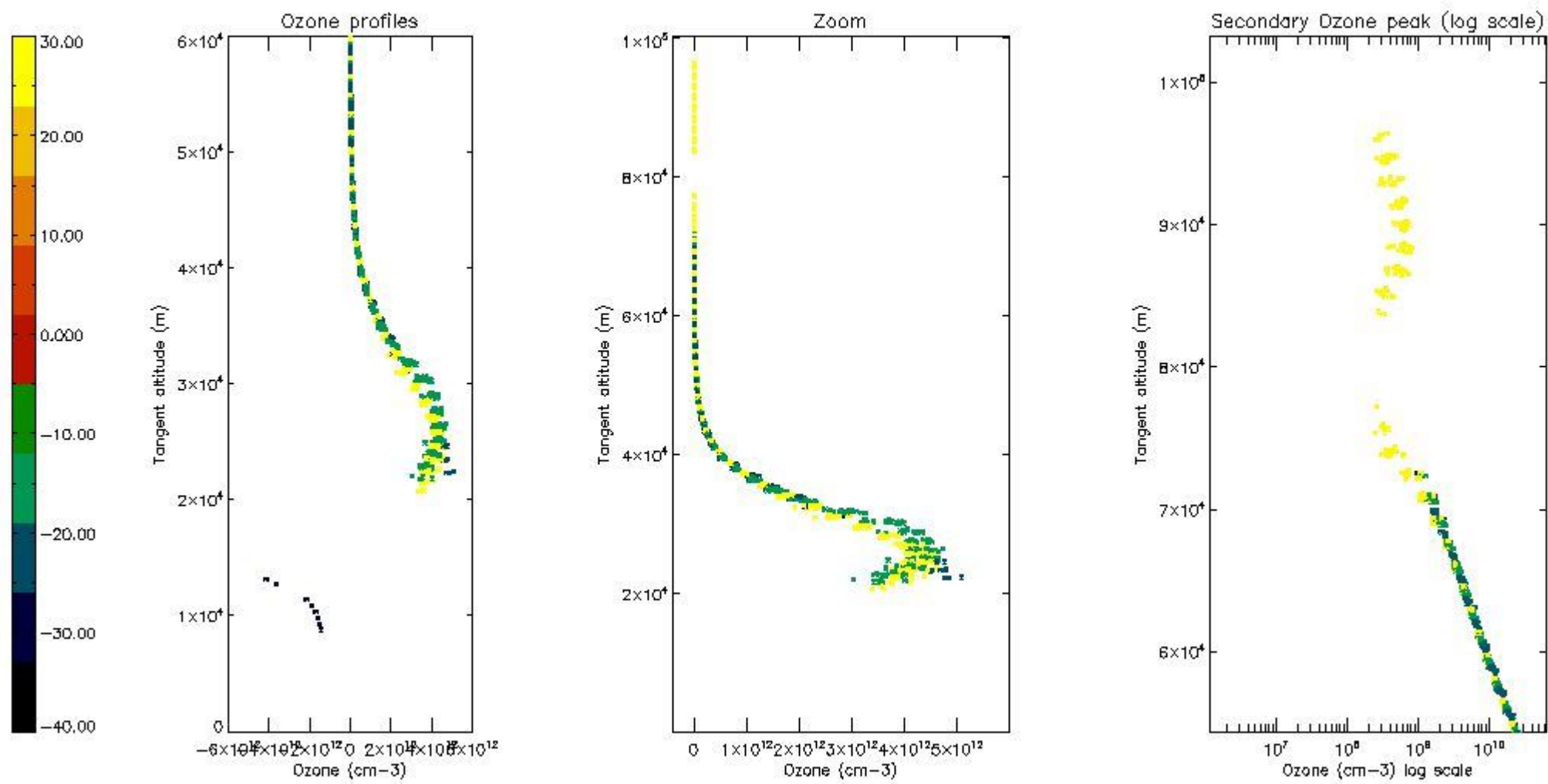
5.4 Plot ozone profiles where STD < 10% (dark without errors)

The colorbar represents the latitude.



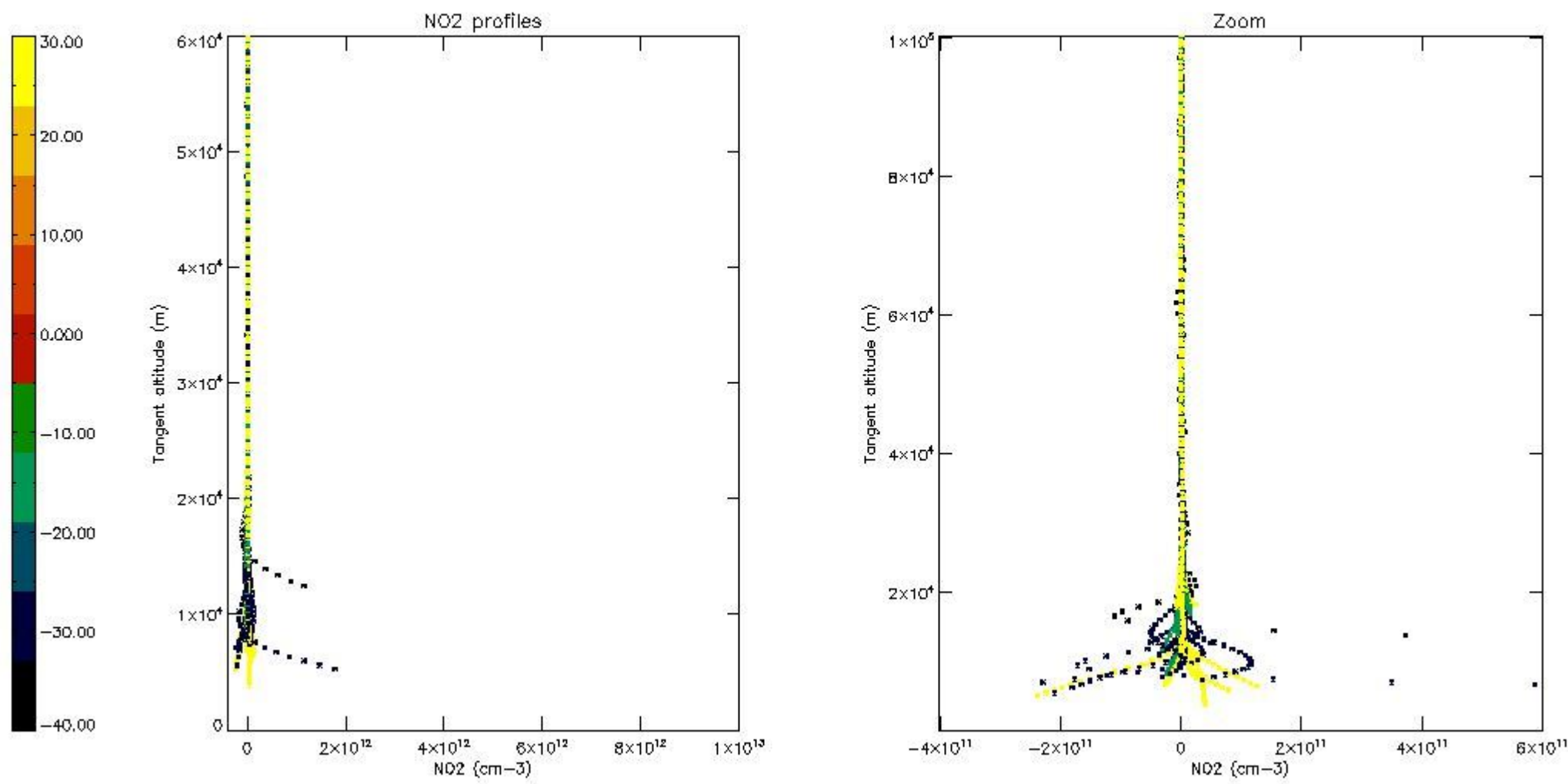
5.5 Plot ozone profiles where STD < 5% (dark without errors)

The colorbar represents the latitude.



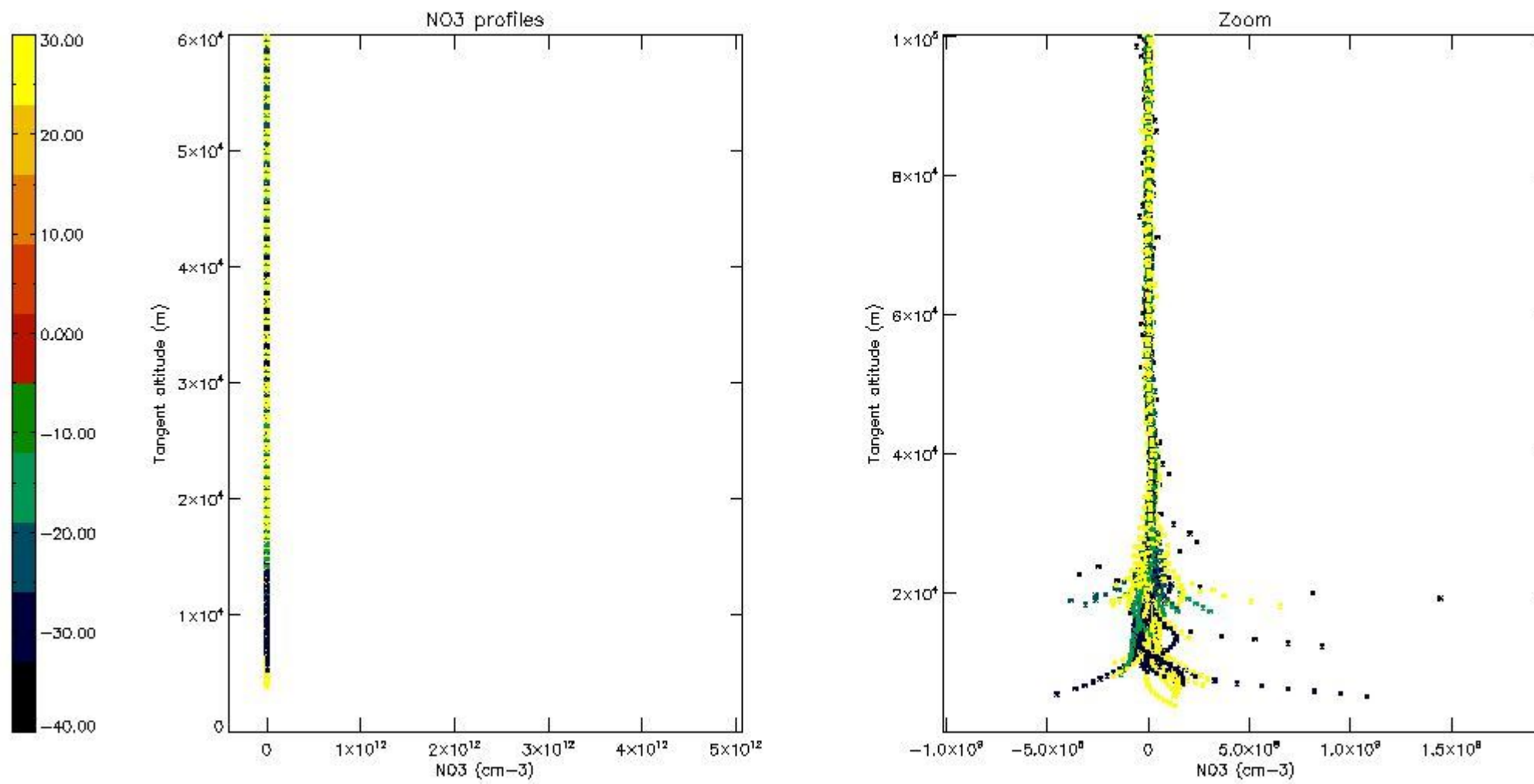
5.6 Plot NO₂ profiles for all STD (dark without errors)

The colorbar represents the latitude.



5.7 Plot NO3 profiles for all STD (dark without errors)

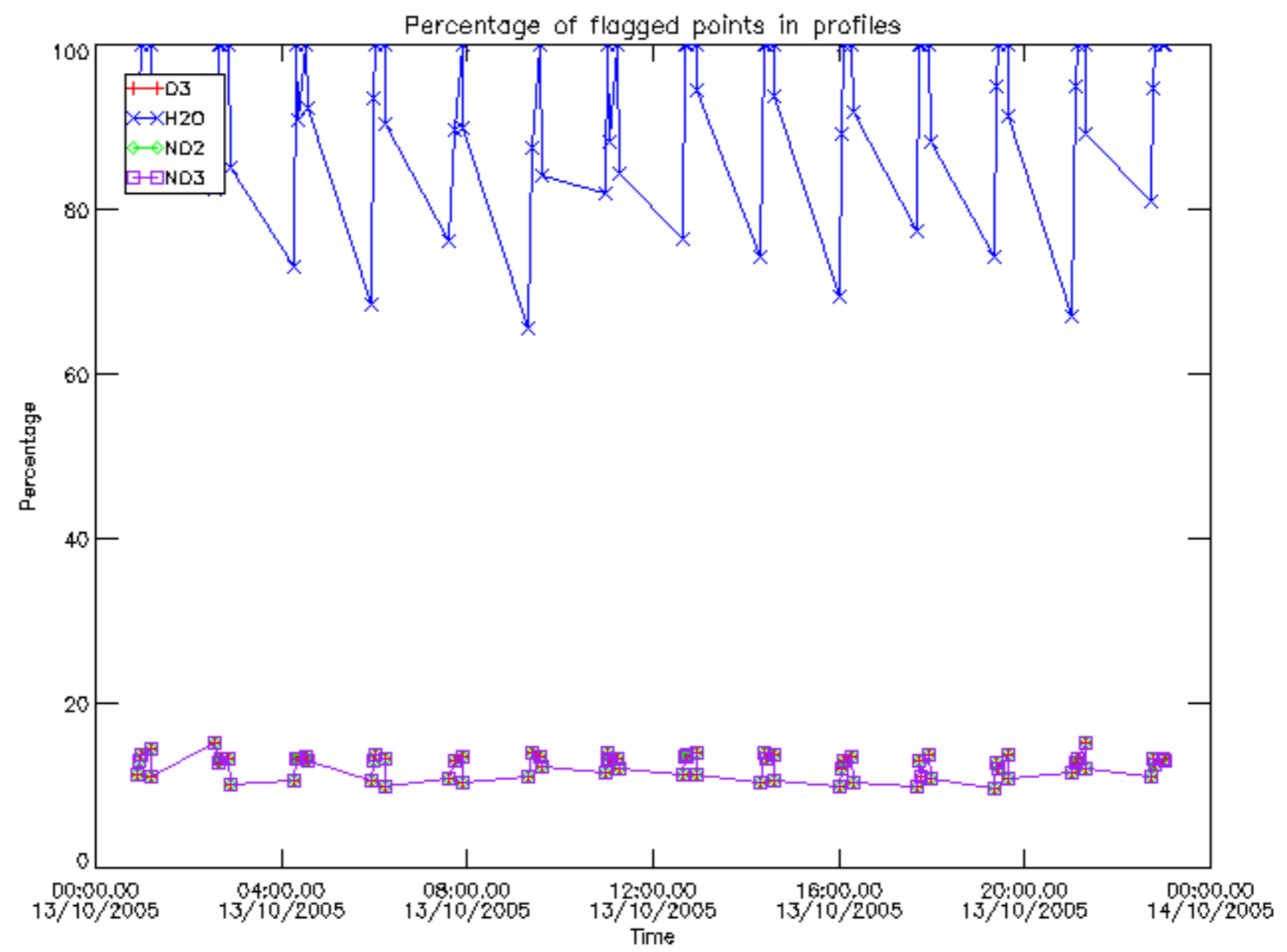
The colorbar represents the latitude.



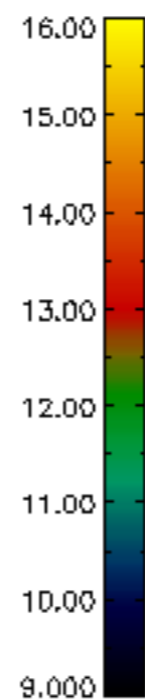
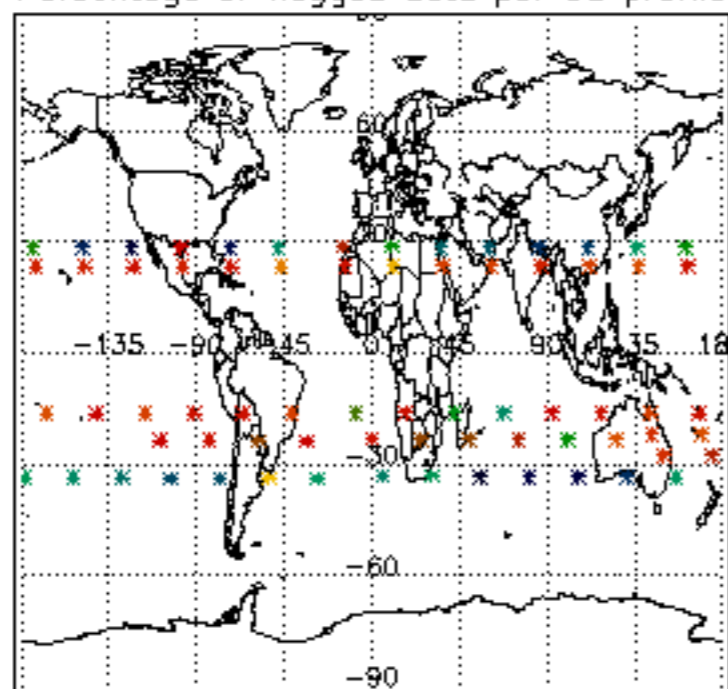
6. Auxiliary Data Files used for the production reported in section 2

The number reported in the third column indicates since which file (see list in section 2) the corresponding auxiliary file has been used. The fourth column is the date of those product files.

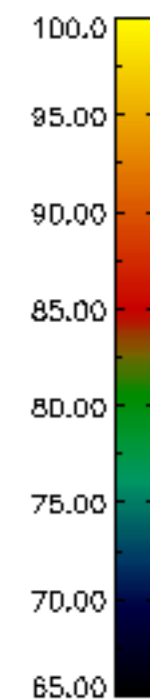
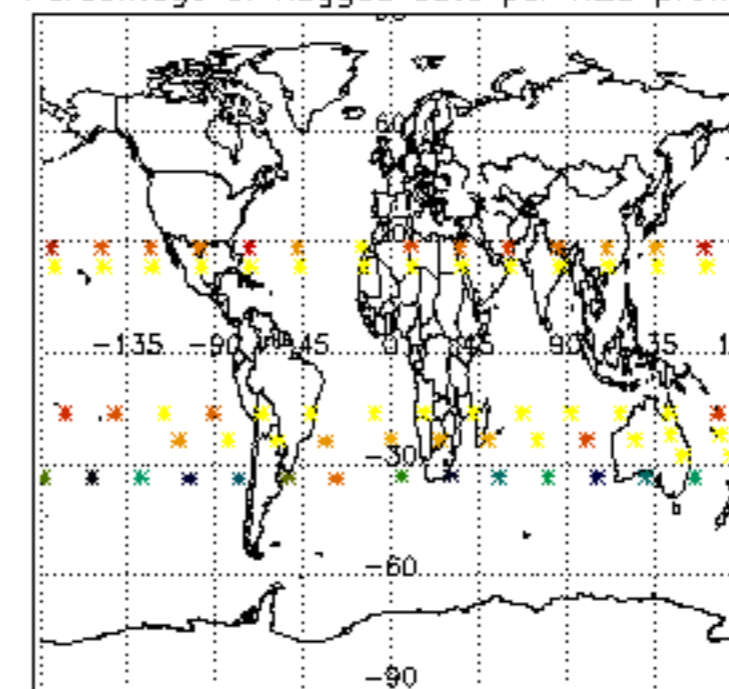
Type	Auxiliary Filename	Used since product	Used since product date
INST_PHYS_CHARACTERISTICS	GOM_INS_AXVIEC20091111_143220_20030716_120000_20500101_000000	1	13-OCT-2005 00:05:57
LEVEL-2_PROC_CONFIG	GOM_PR2_AXVIEC20091111_152718_20020301_000000_20500101_000000	1	13-OCT-2005 00:05:57
CROSS_SECTIONS_FILE	GOM_CRS_AXVIEC20091111_154832_20020301_000000_20500101_000000	1	13-OCT-2005 00:05:57



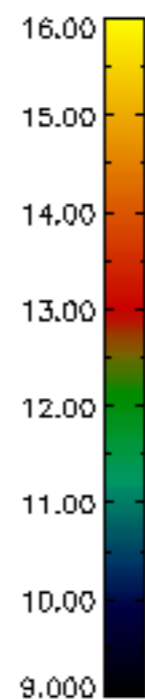
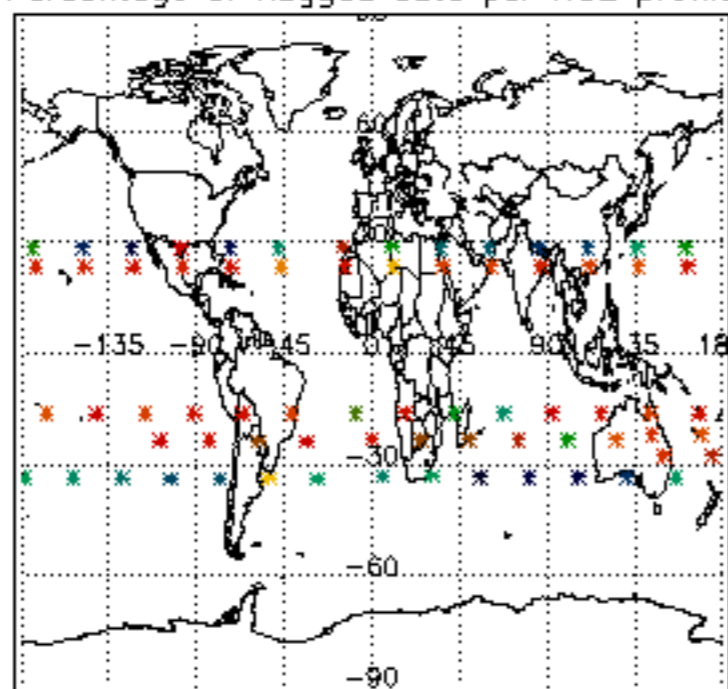
Percentage of flagged data per D3 profile



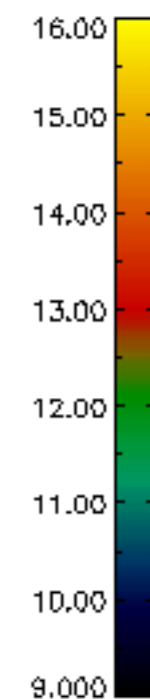
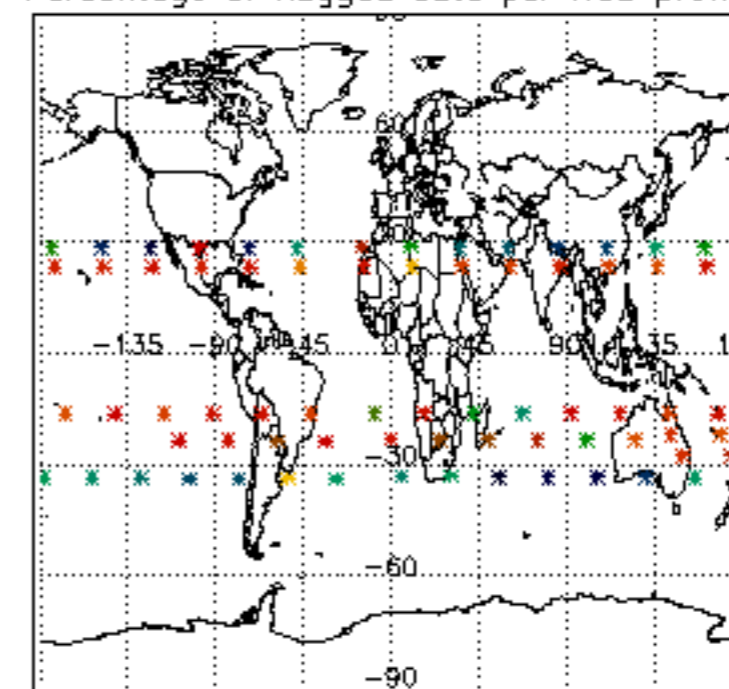
Percentage of flagged data per H2O profile

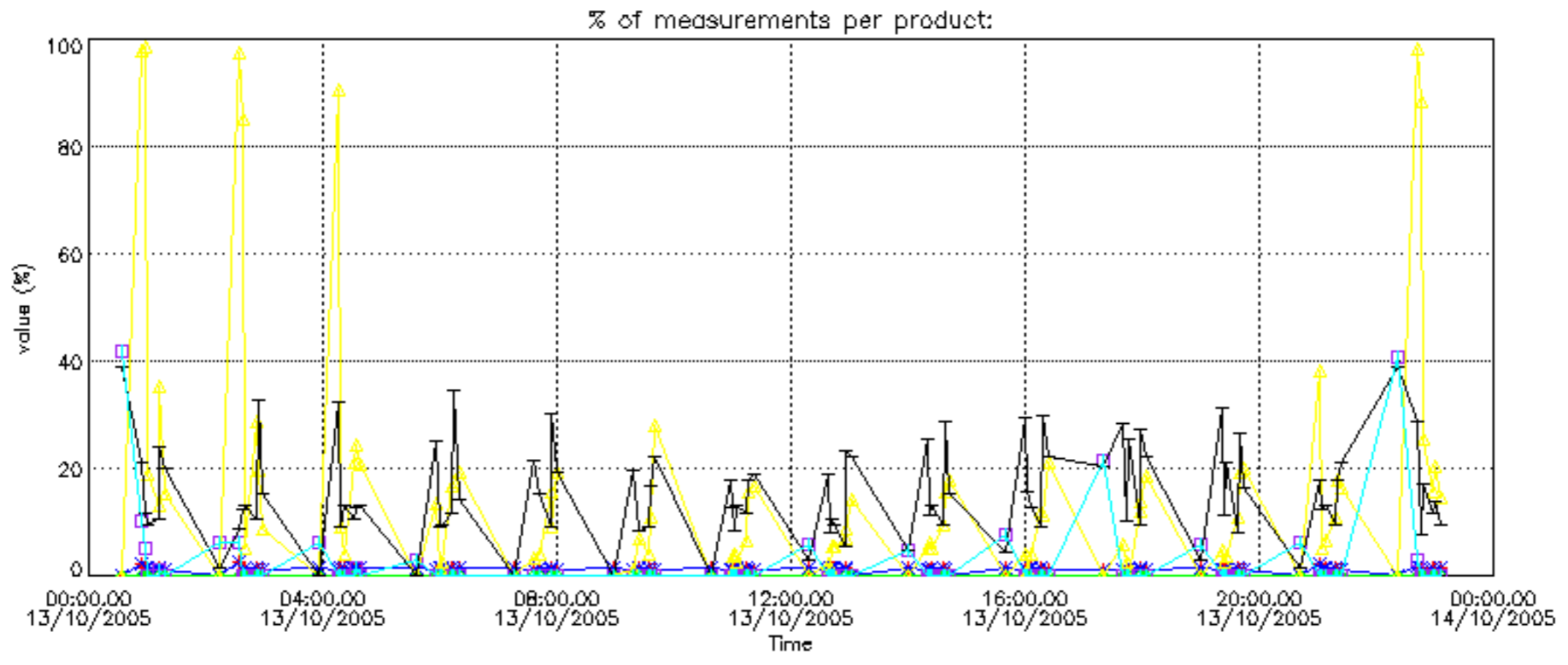


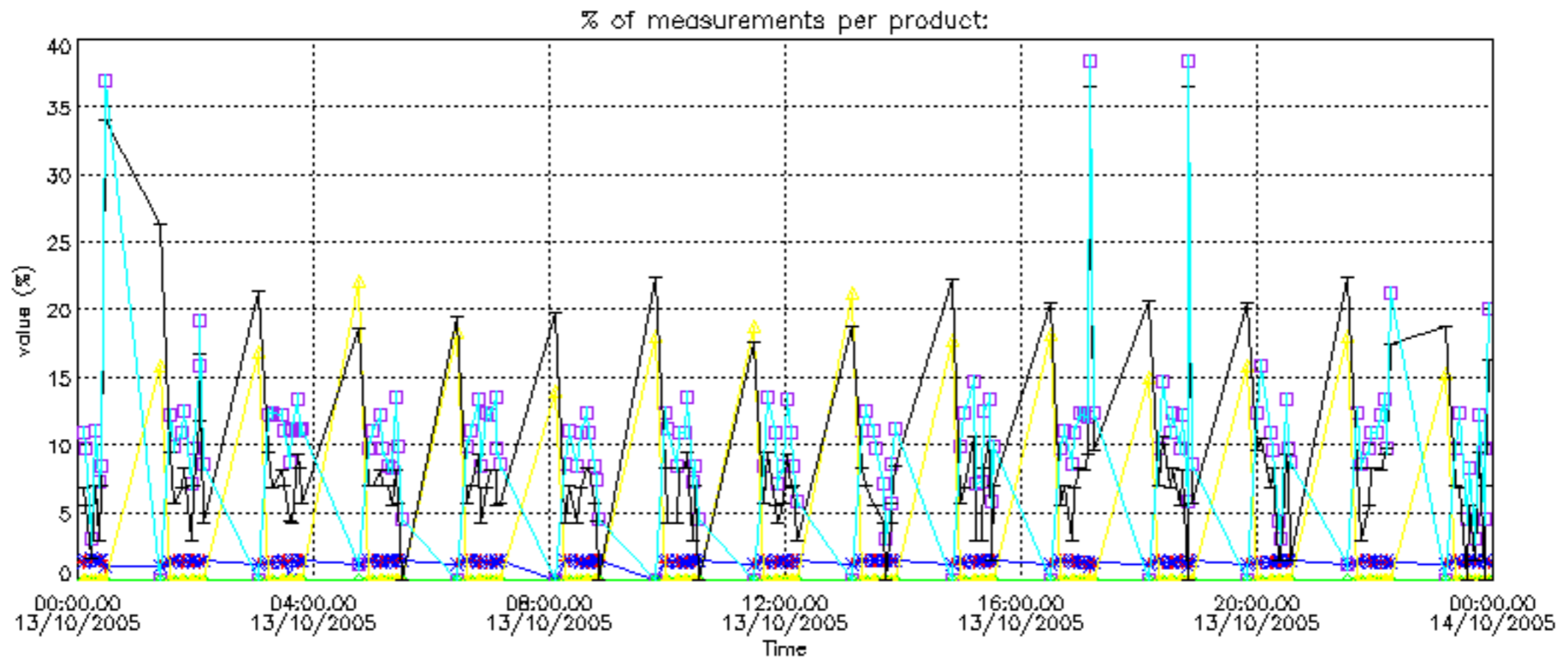
Percentage of flagged data per NO2 profile



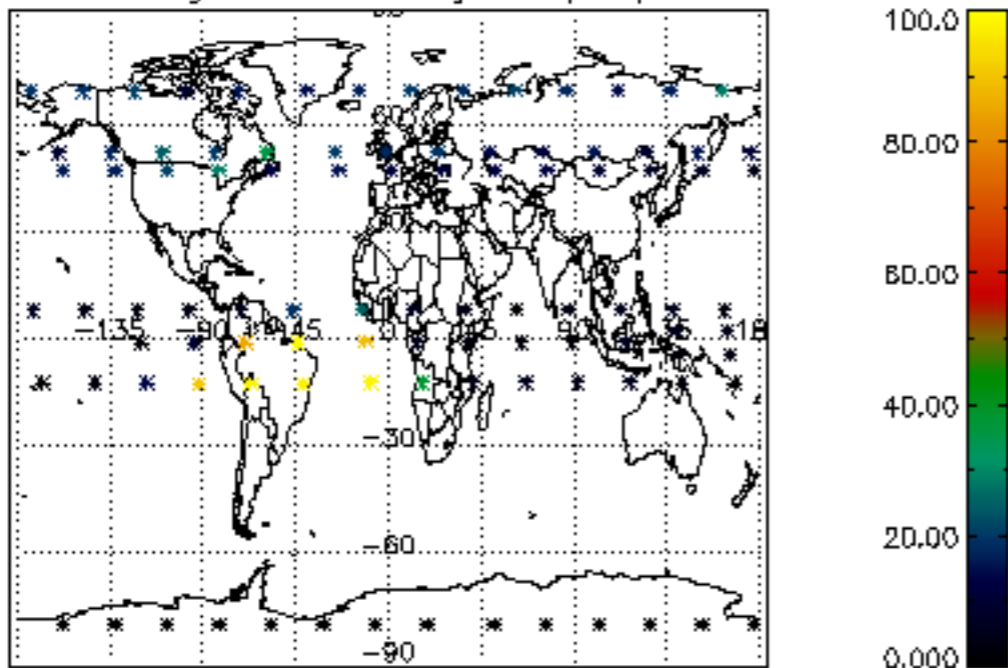
Percentage of flagged data per NO3 profile



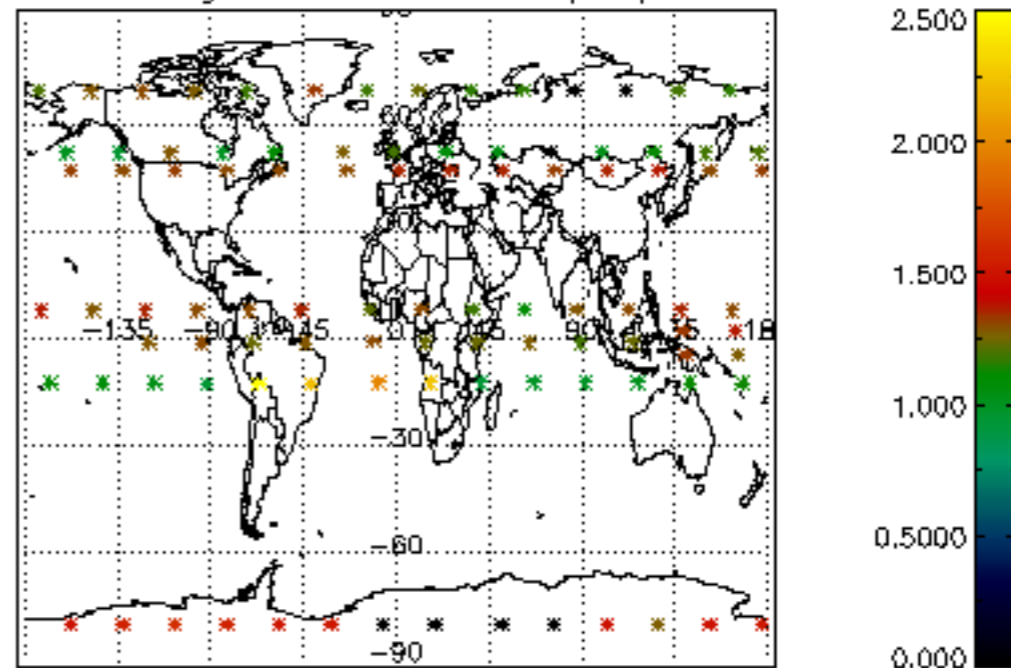




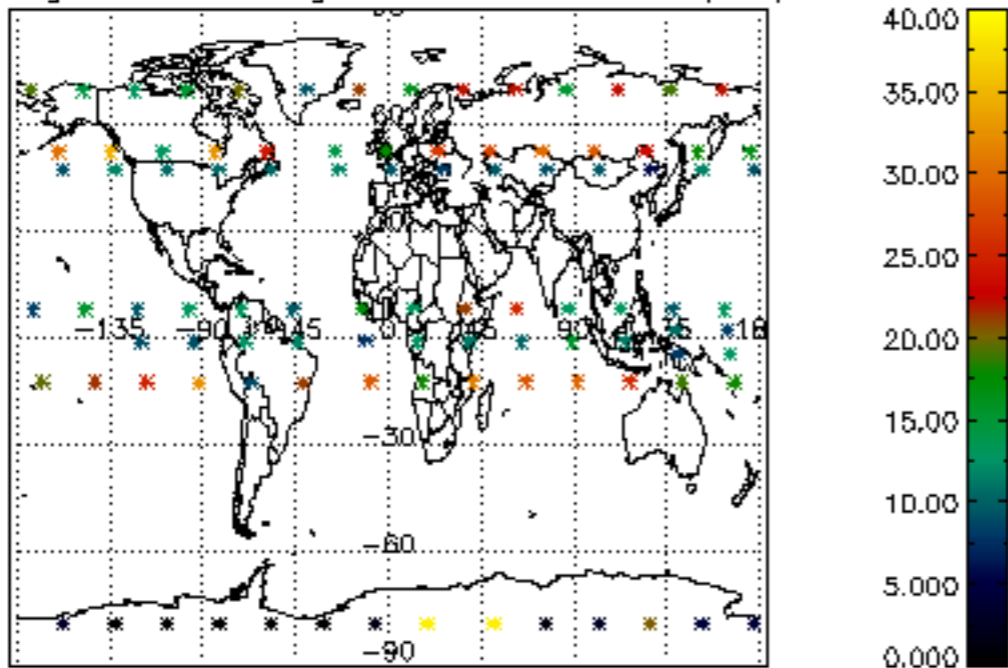
Percentage of cosmic ray hits per profile



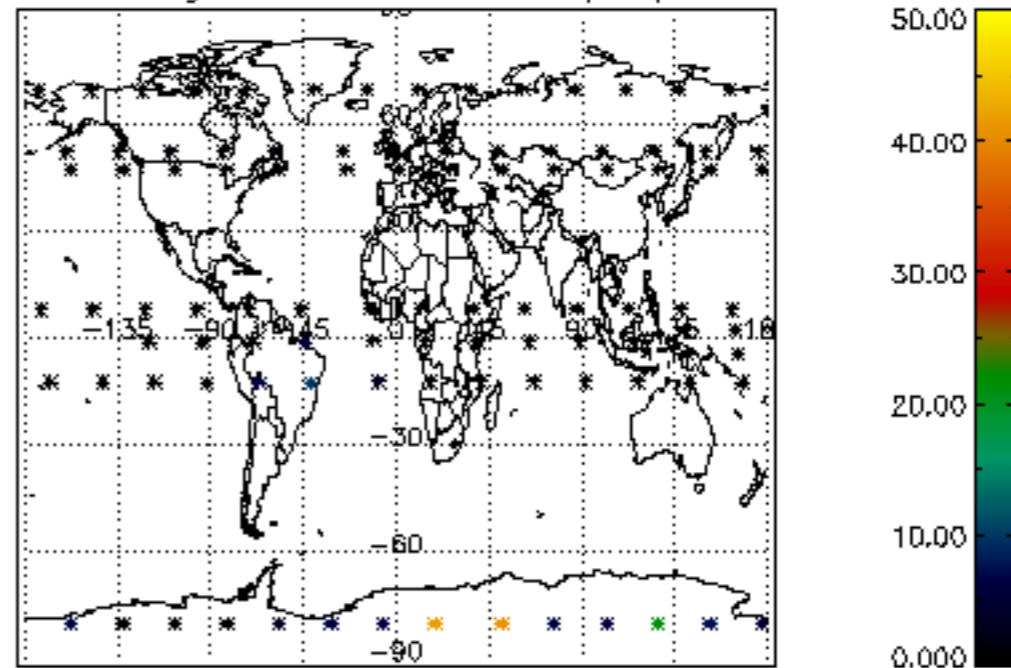
Percentage of datation errors per profile



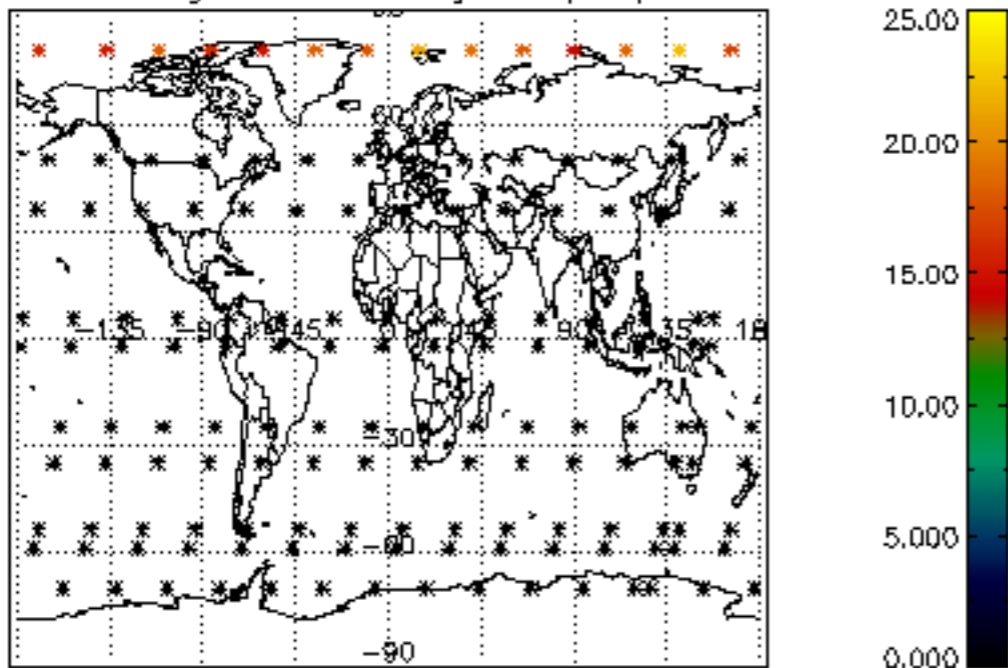
Percentage of star falling outside central band per profile



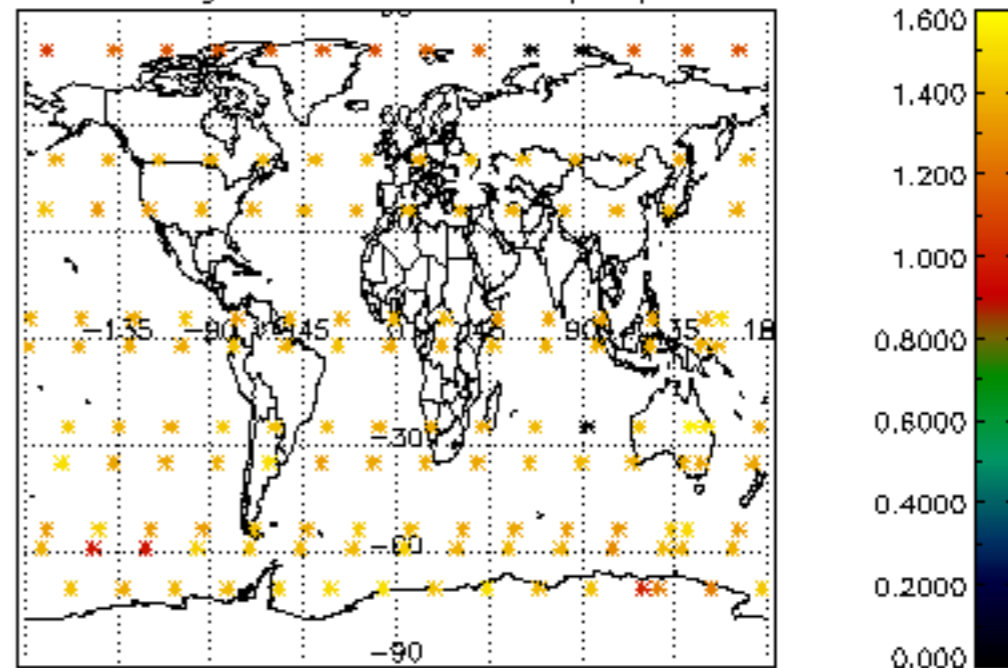
Percentage of saturation errors per profile



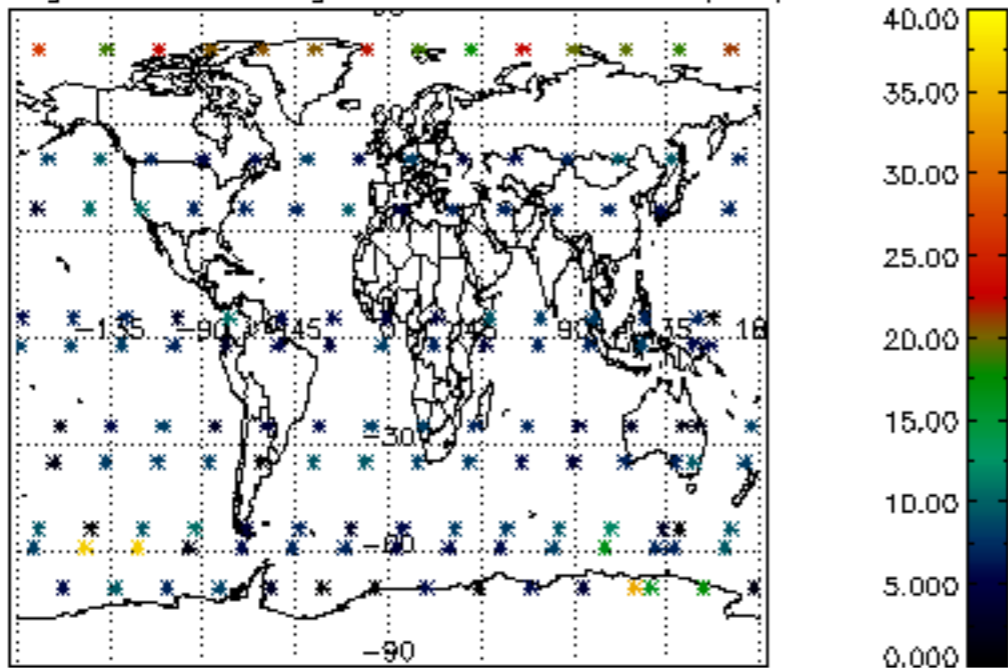
Percentage of cosmic ray hits per profile



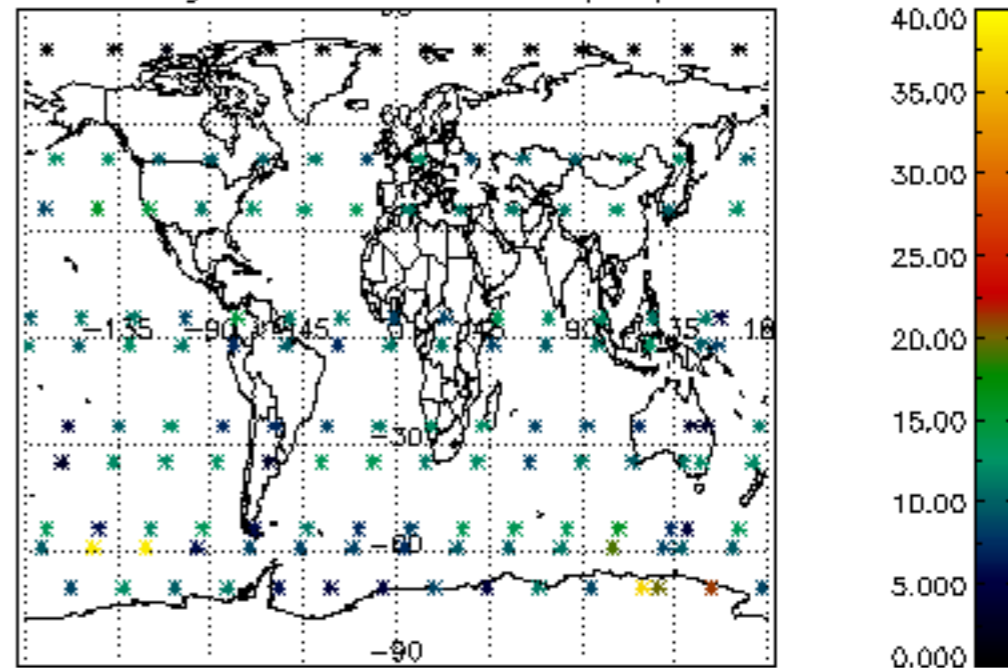
Percentage of datation errors per profile

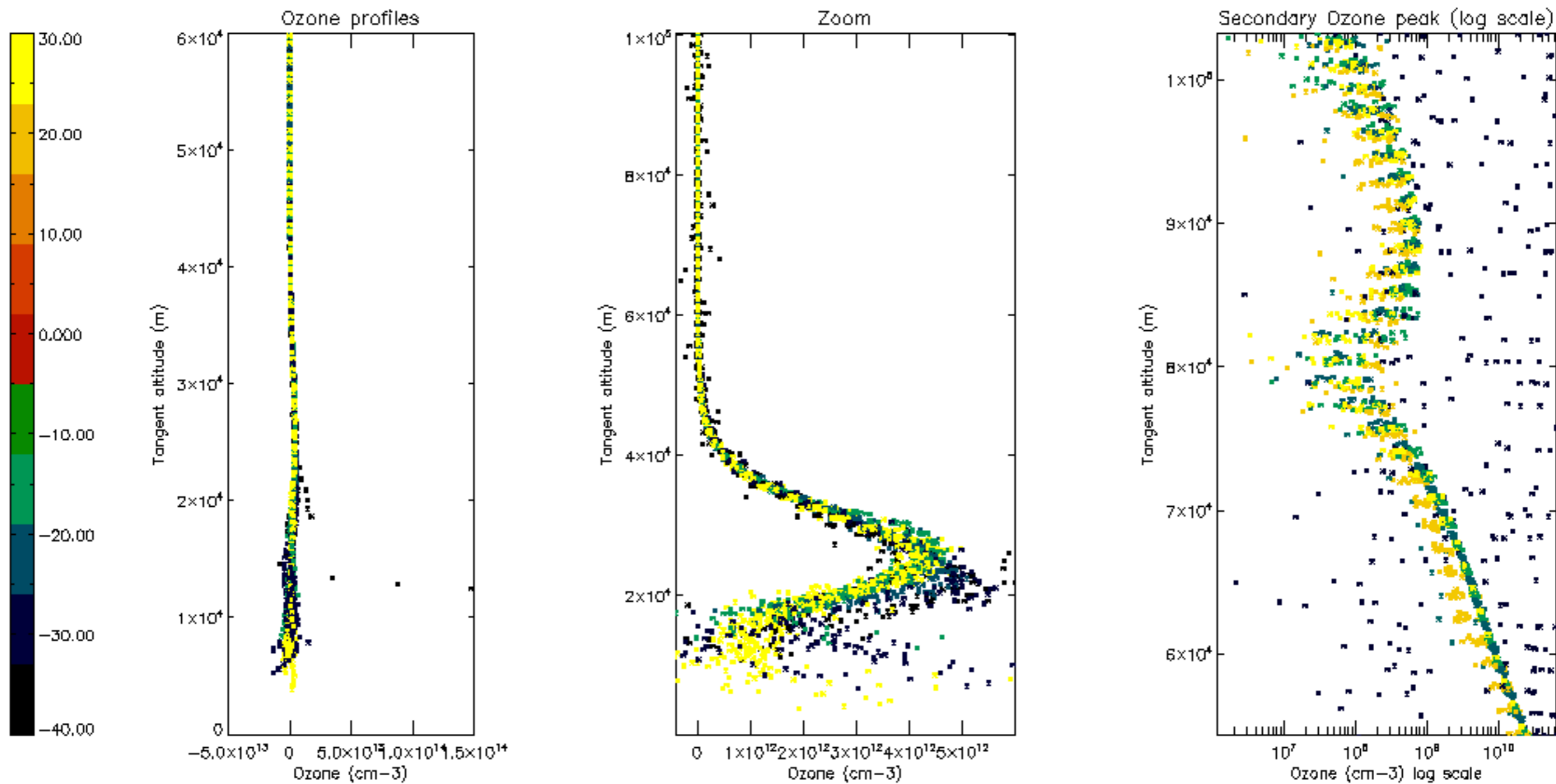


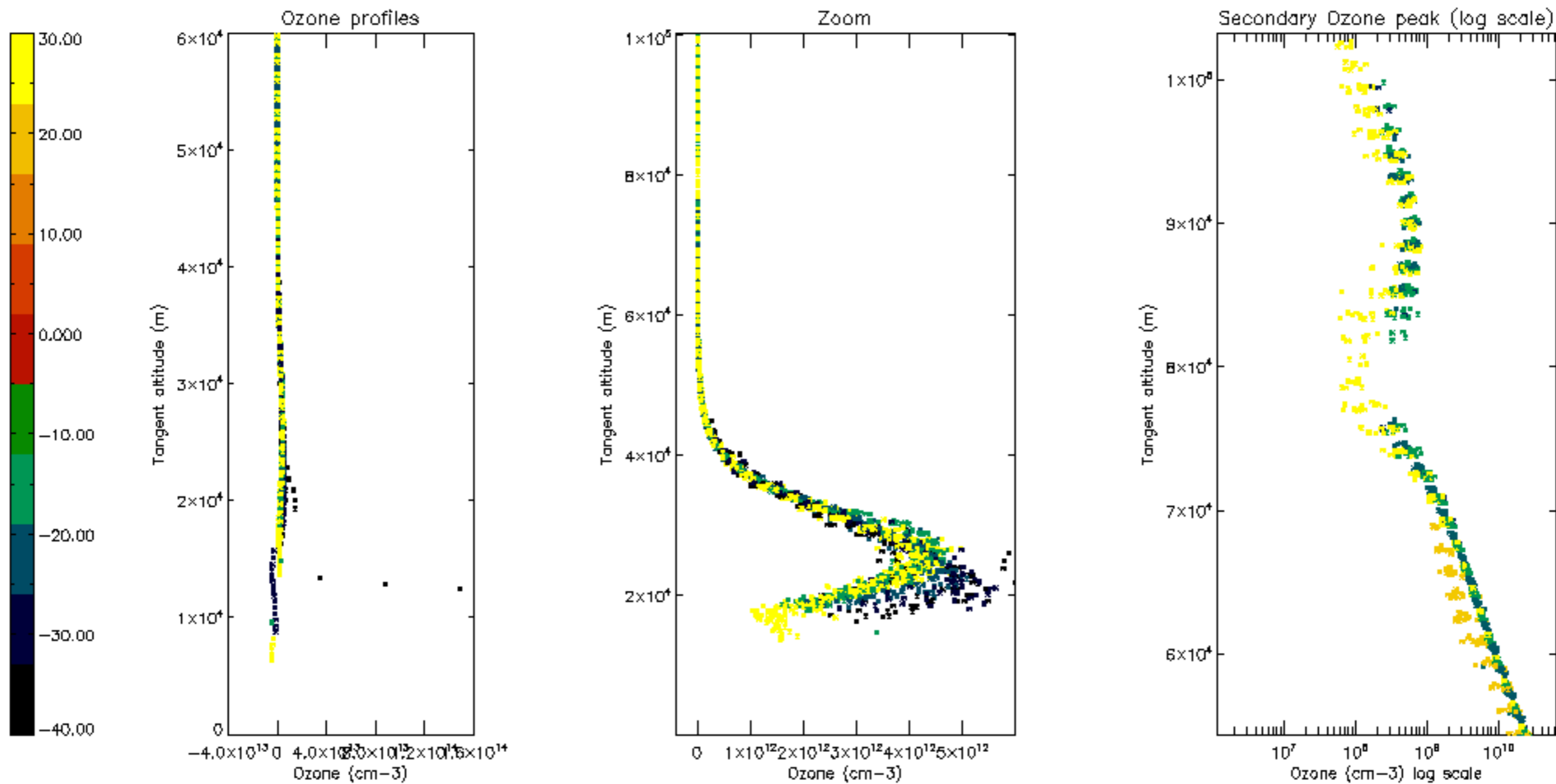
Percentage of star falling outside central band per profile

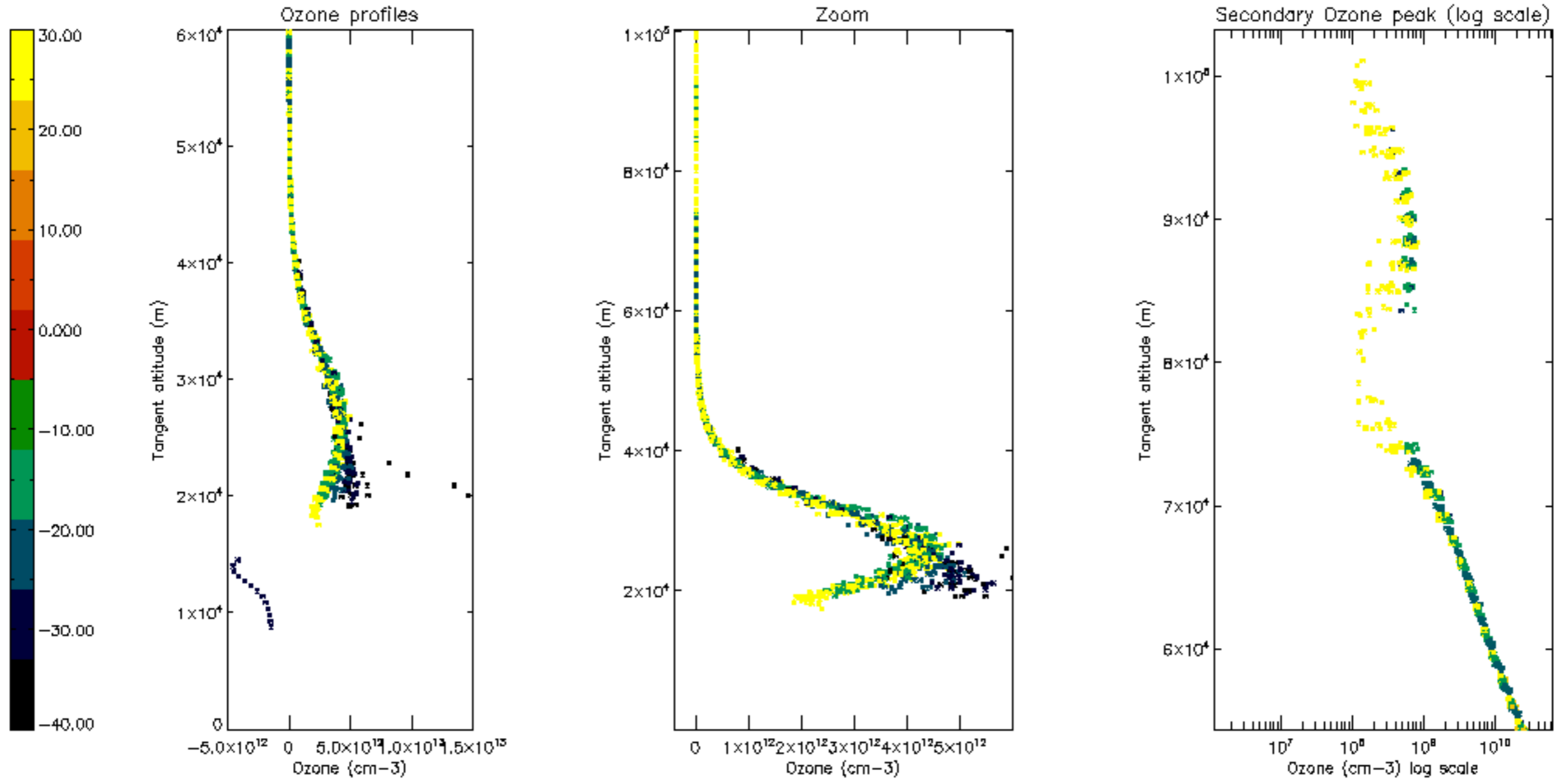


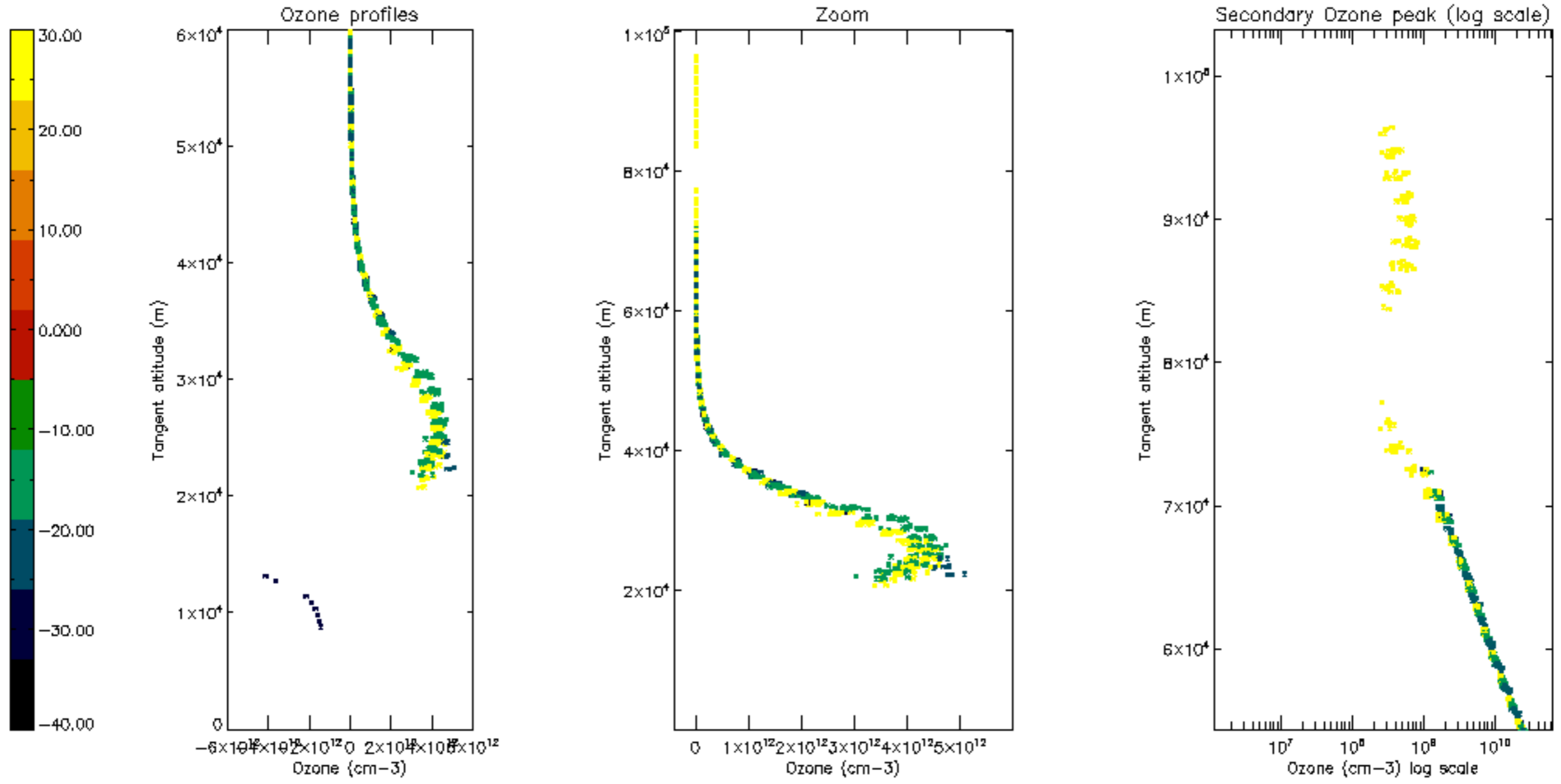
Percentage of saturation errors per profile

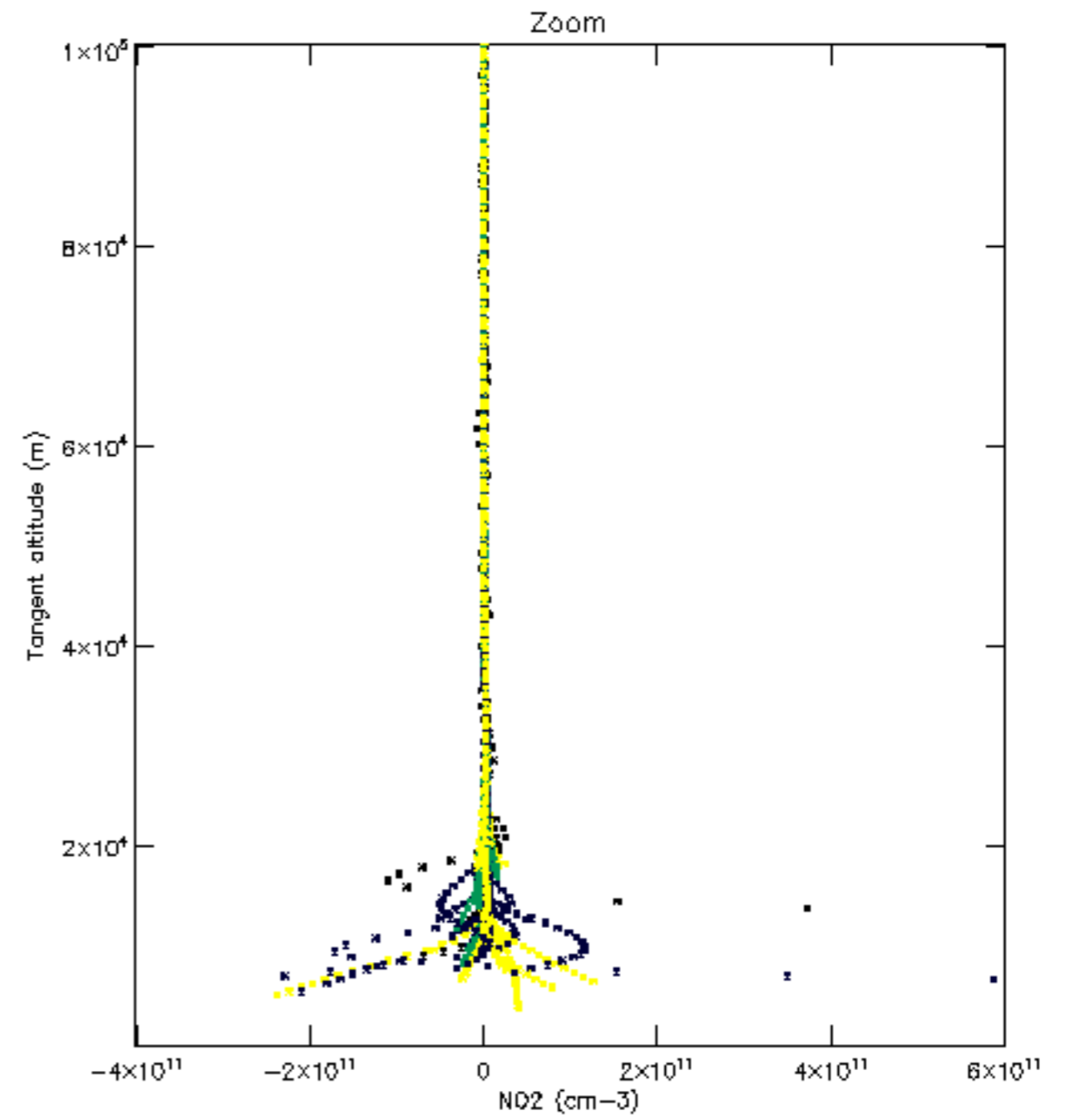
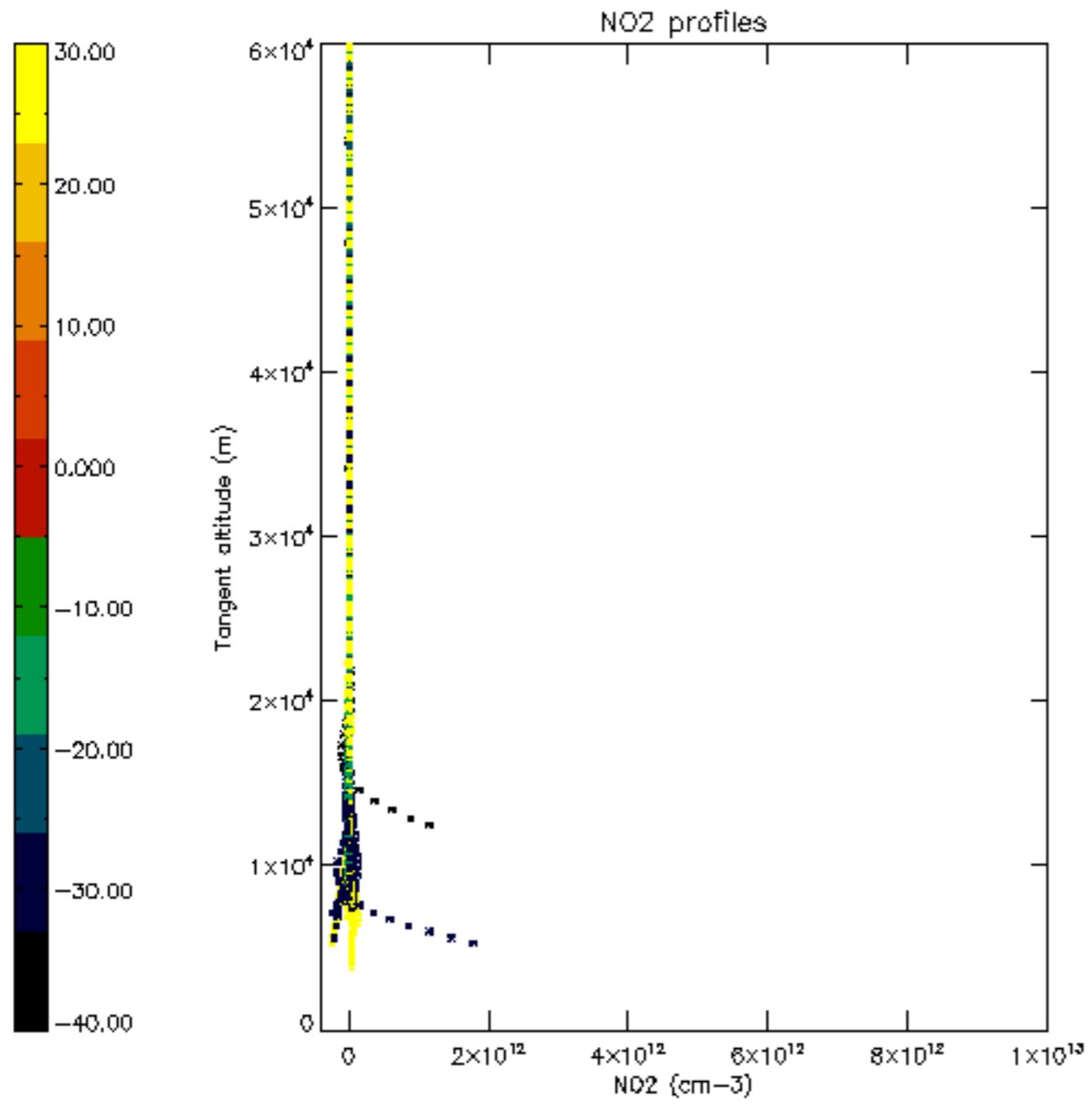


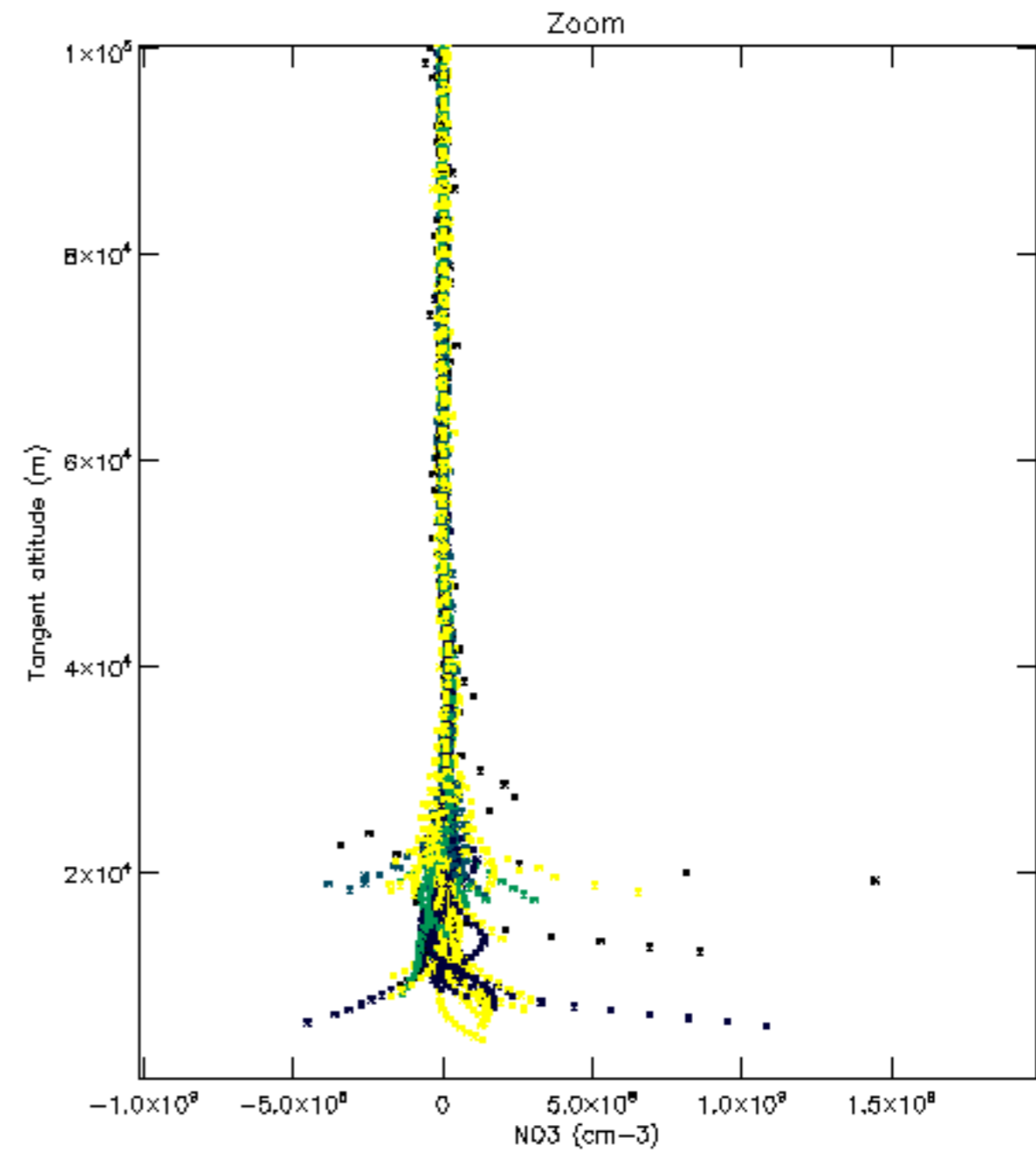
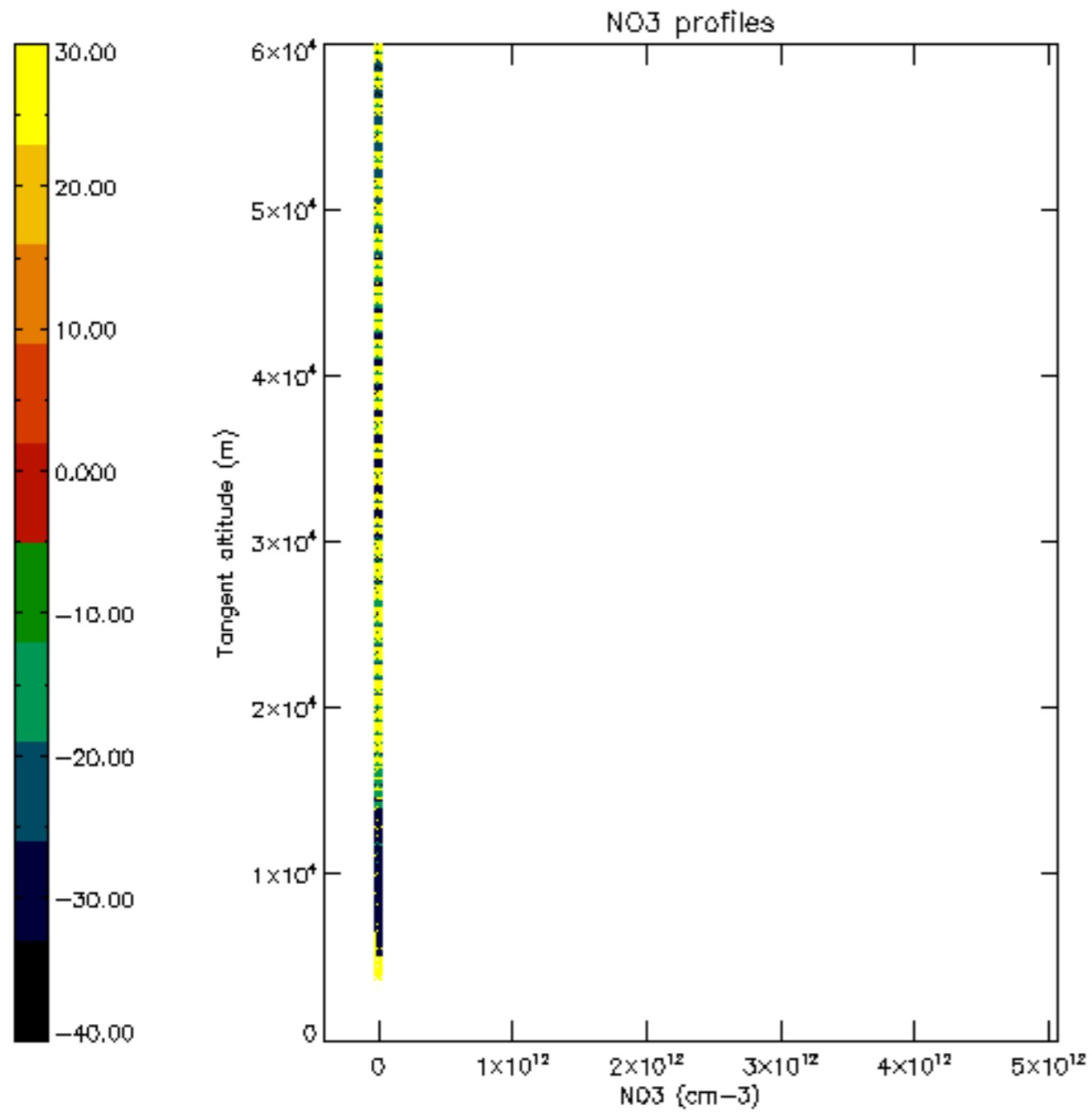


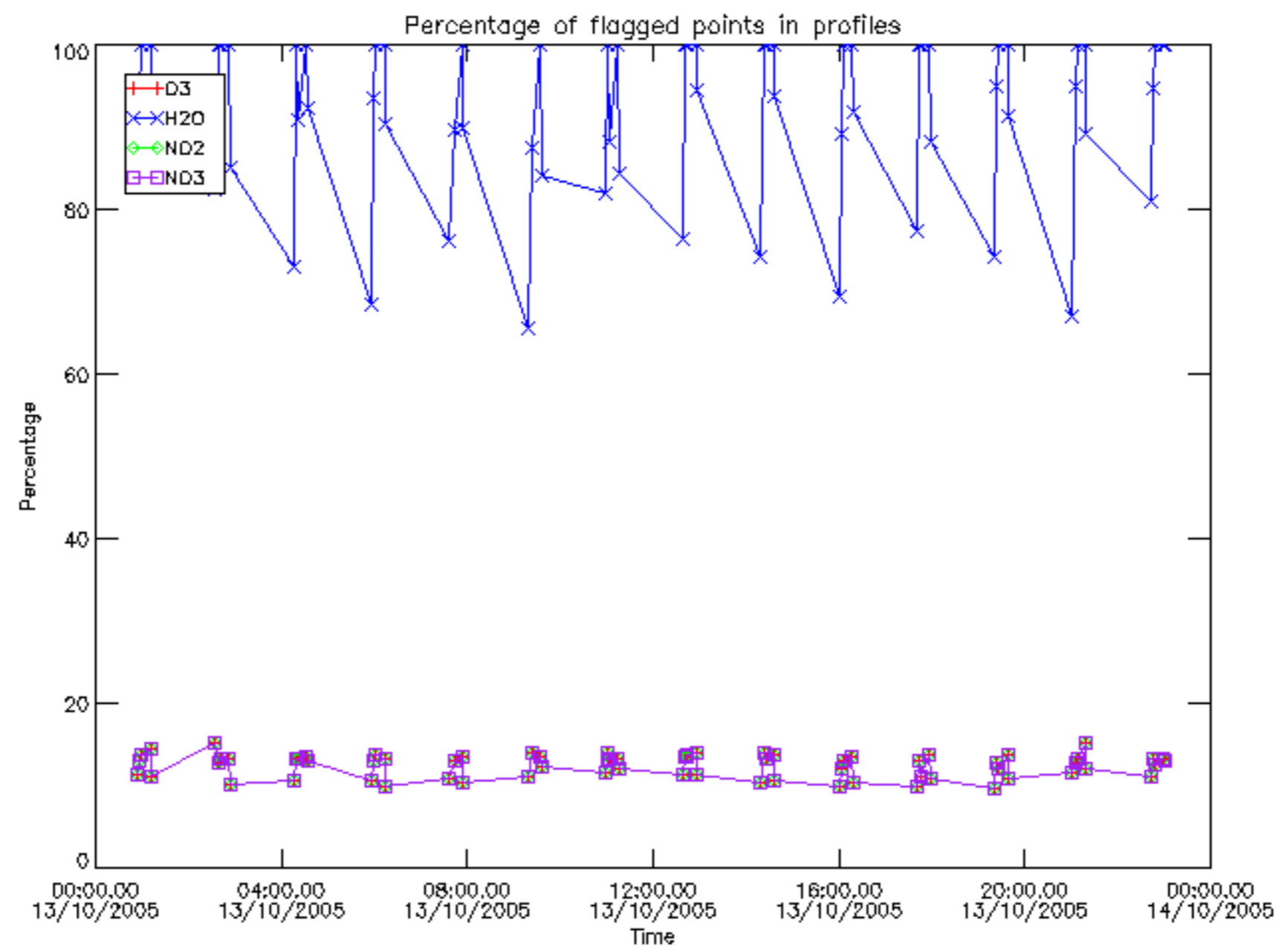




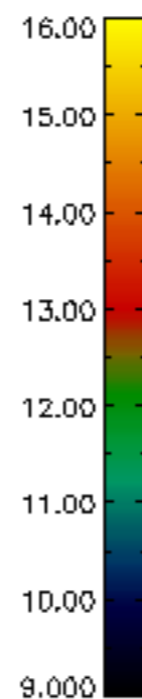
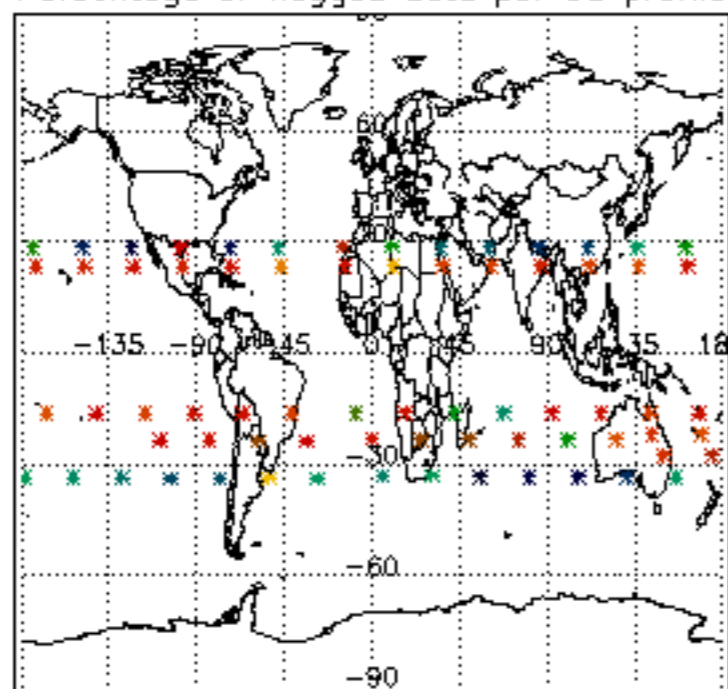




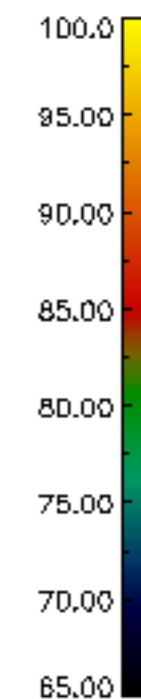
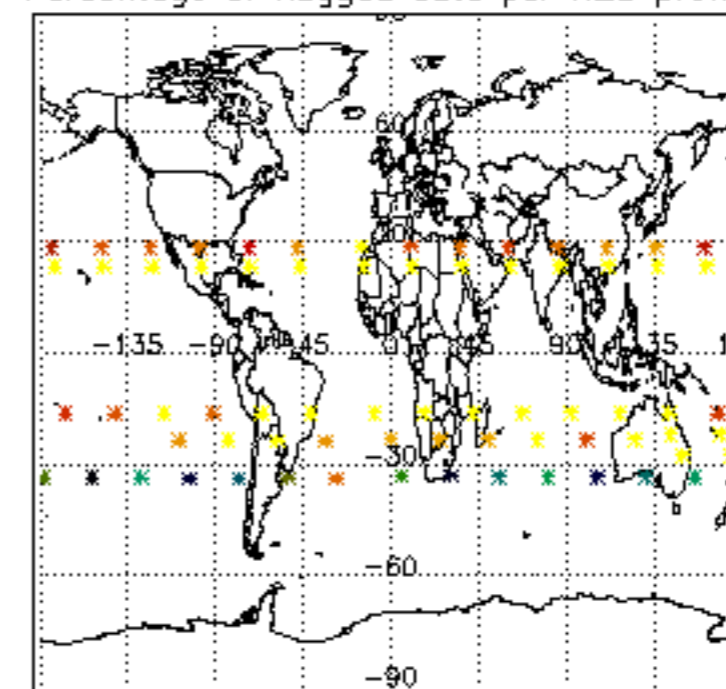




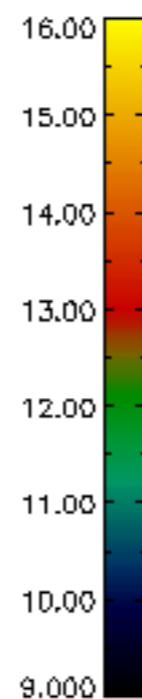
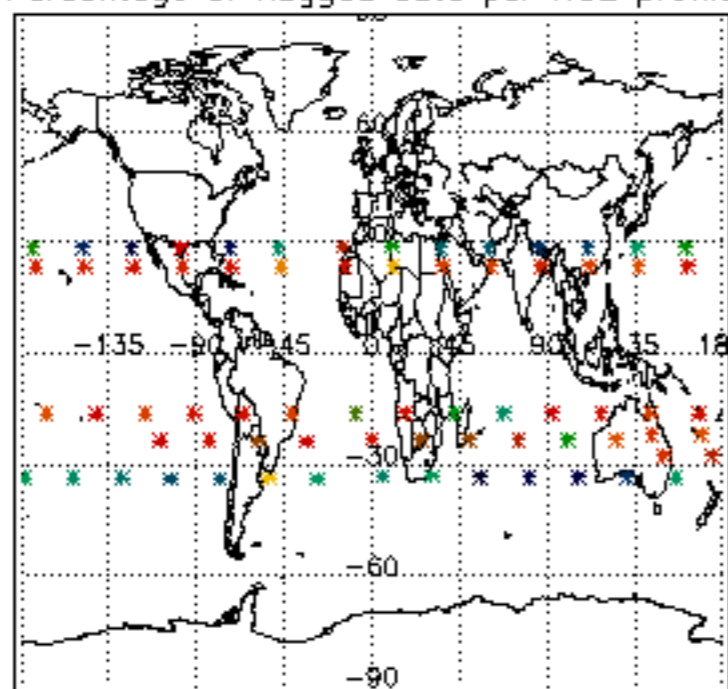
Percentage of flagged data per D3 profile



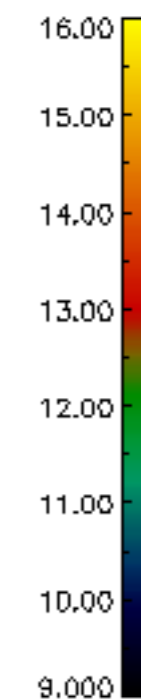
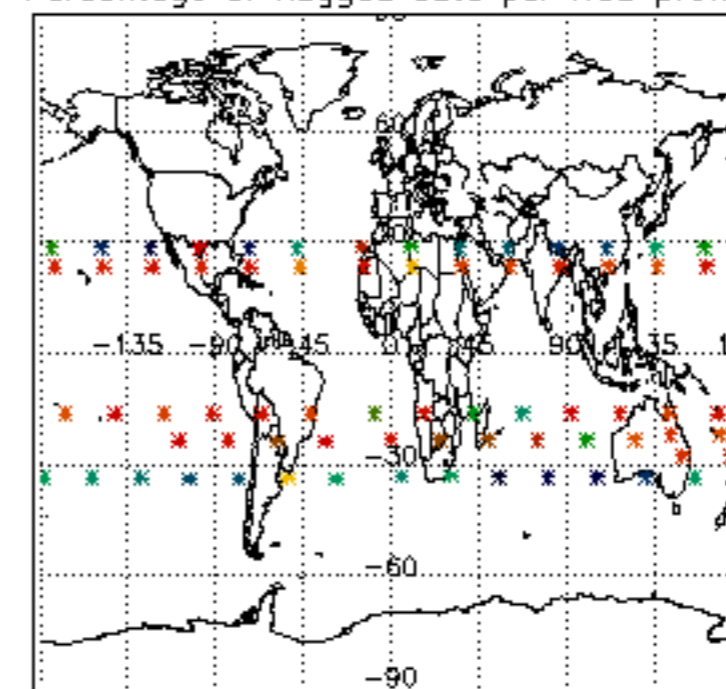
Percentage of flagged data per H2O profile

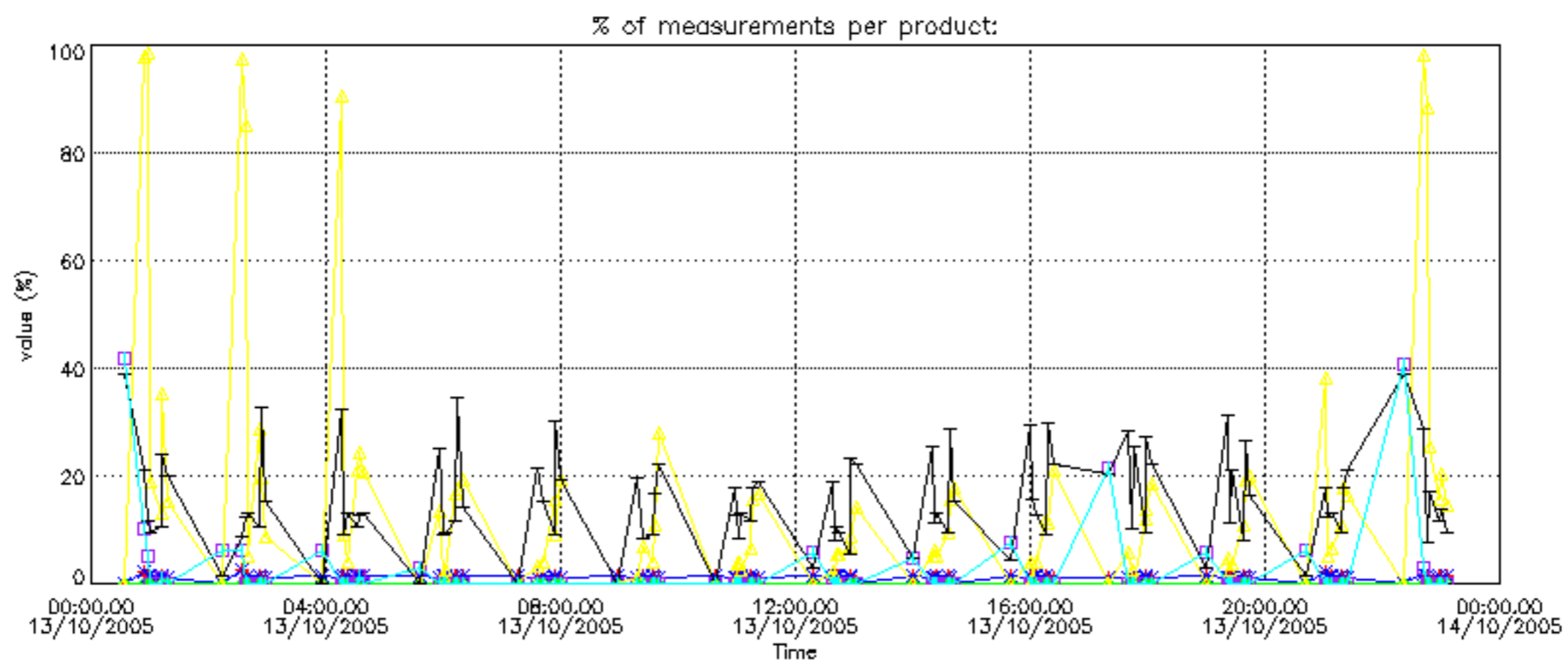


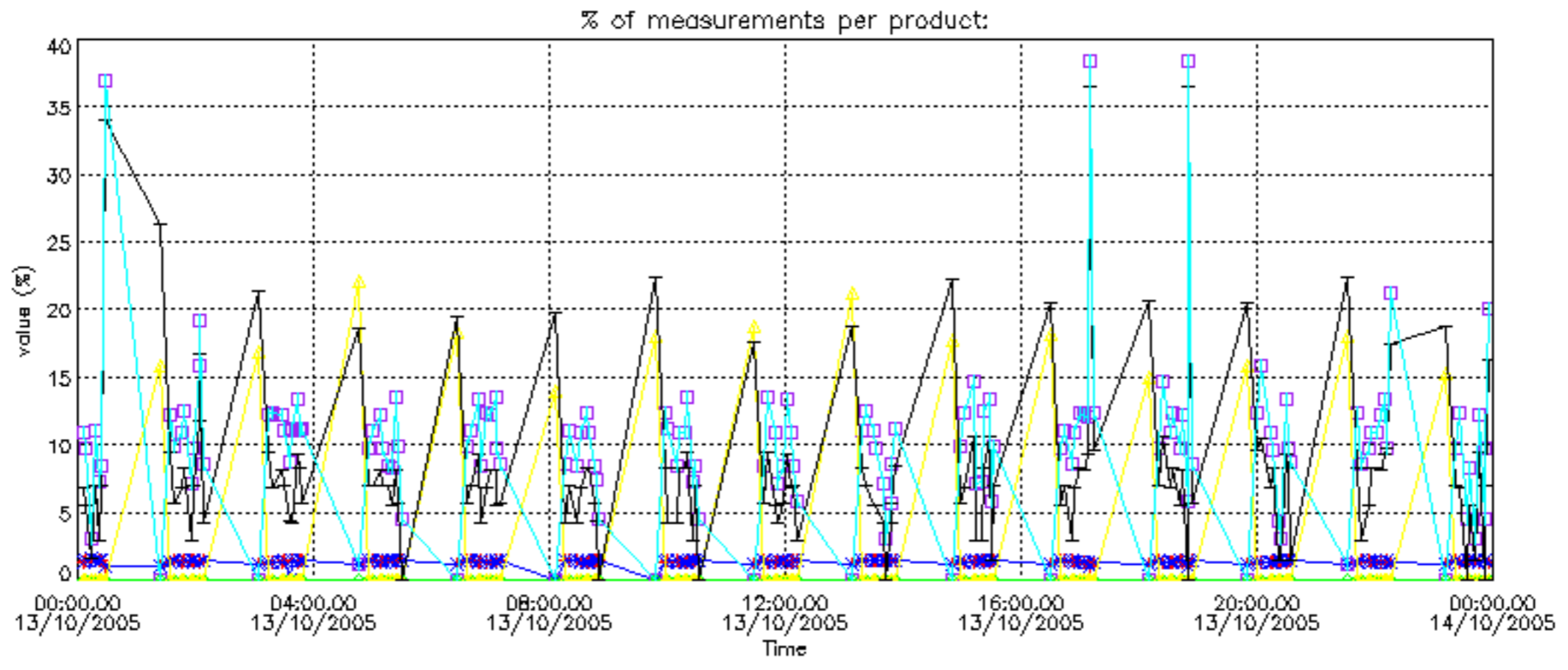
Percentage of flagged data per NO2 profile



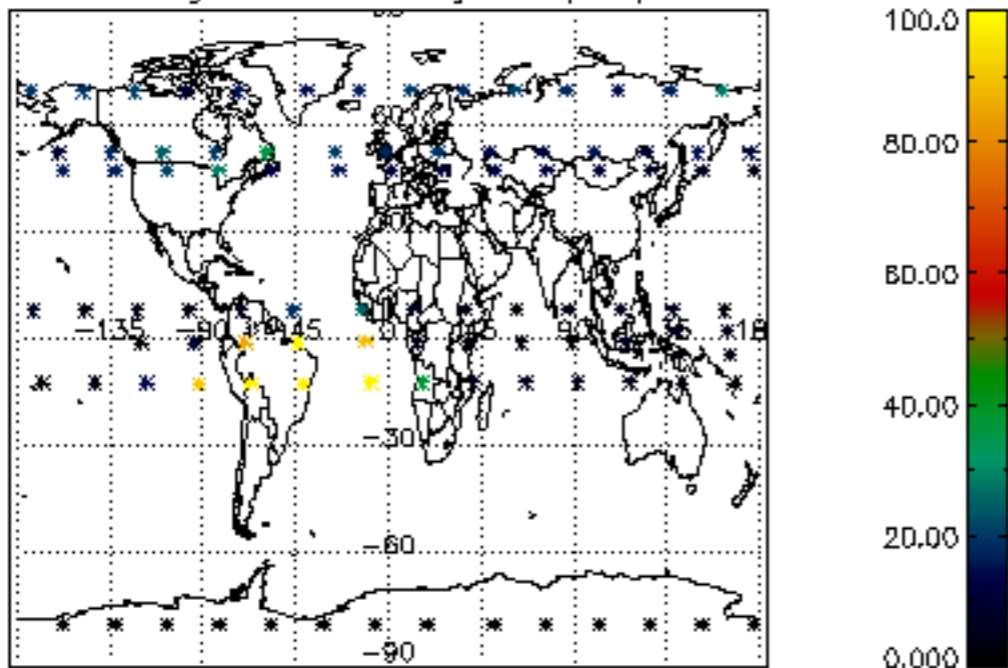
Percentage of flagged data per NO3 profile



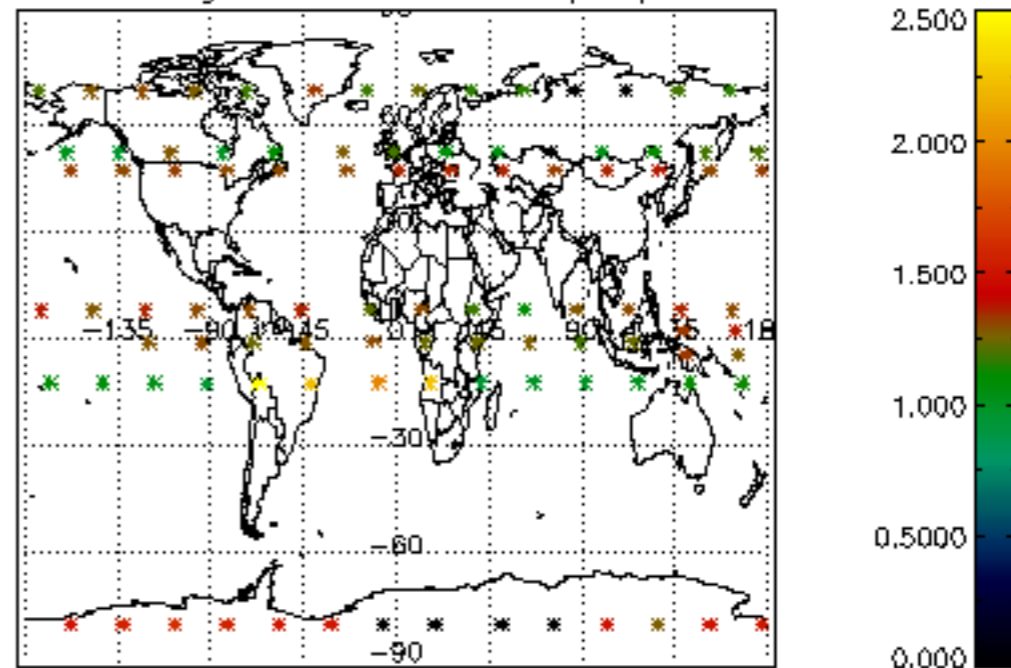




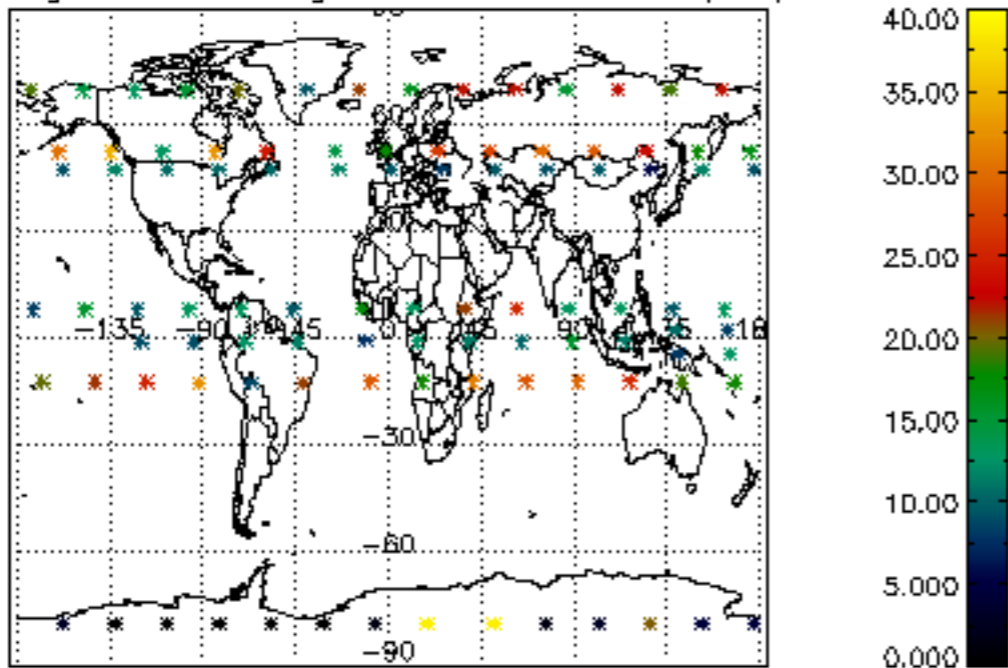
Percentage of cosmic ray hits per profile



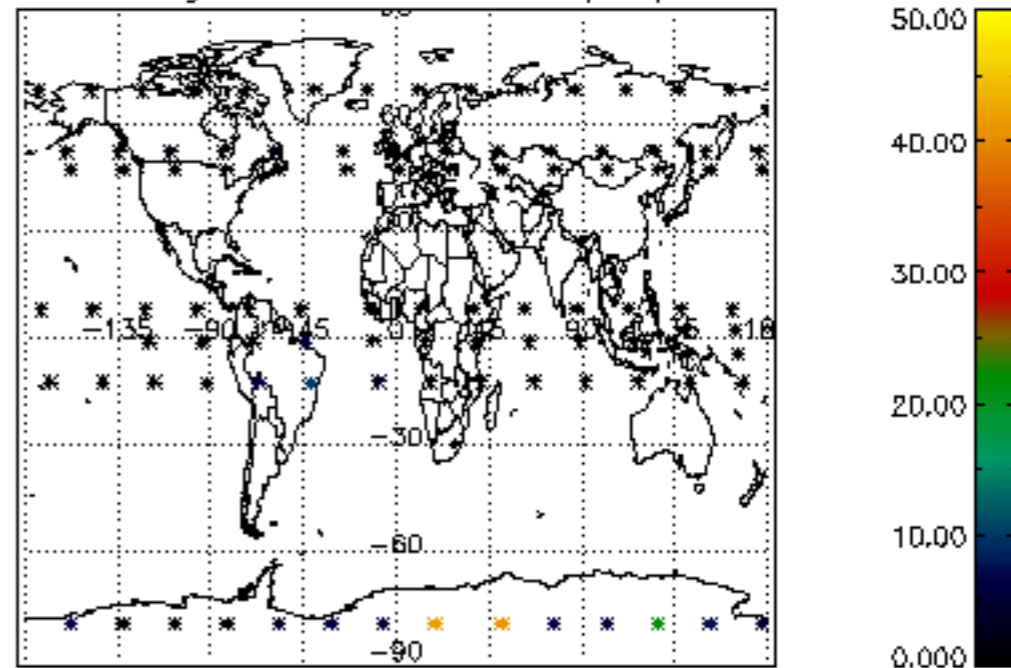
Percentage of datation errors per profile



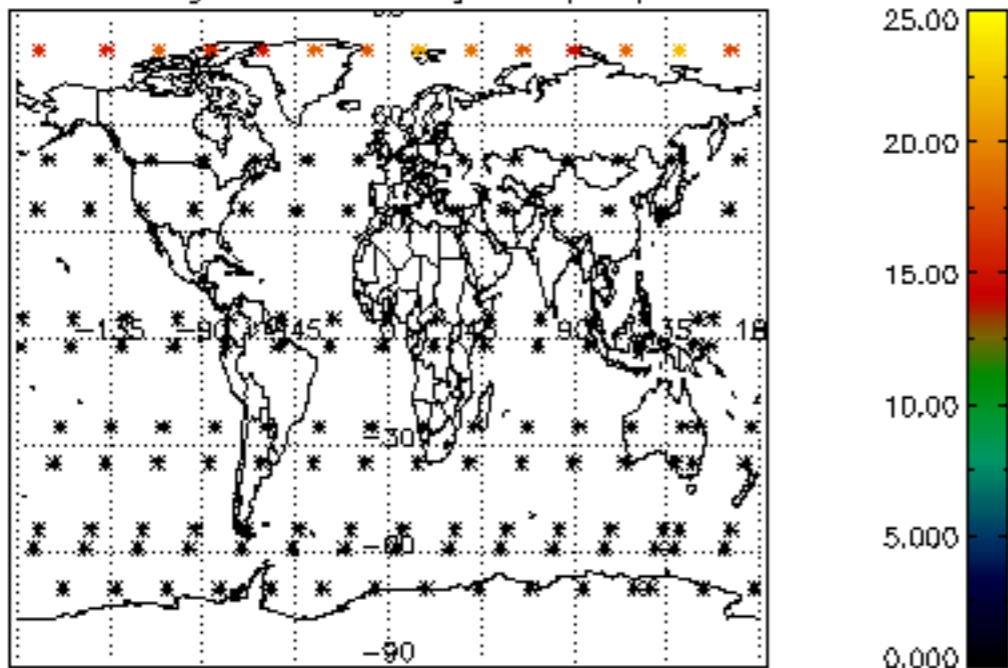
Percentage of star falling outside central band per profile



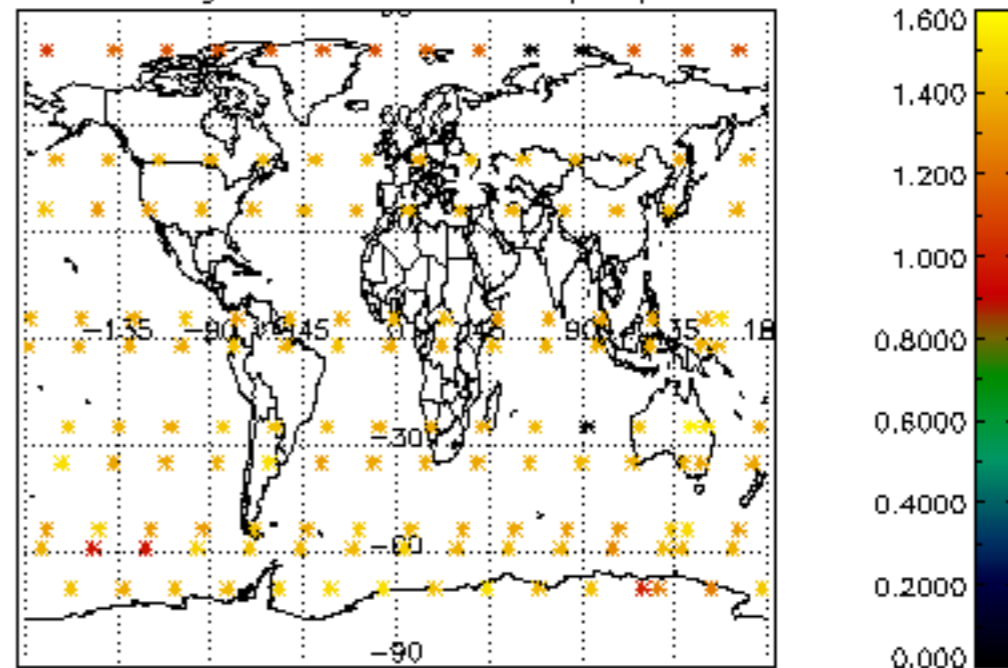
Percentage of saturation errors per profile



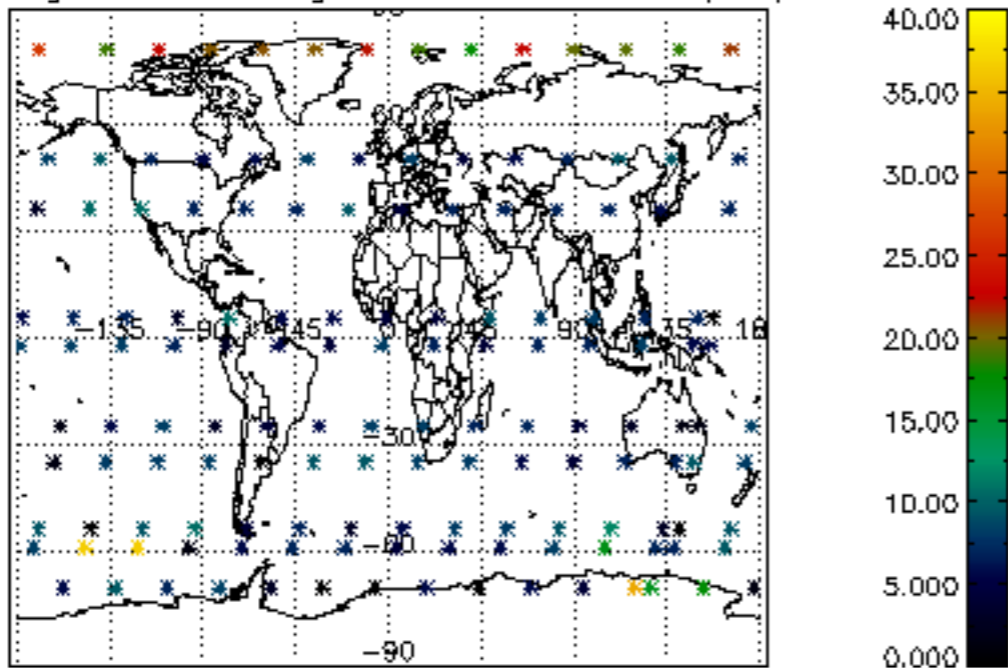
Percentage of cosmic ray hits per profile



Percentage of datation errors per profile



Percentage of star falling outside central band per profile



Percentage of saturation errors per profile

