

GOMOS Level 2 Daily Report

SUMMARY

[1. General Info](#)

[2. Summary of processed GOM_NL_2P products](#)

[3. Level 2 Quality information per product](#)

[3.1 Plot of level 2 quality information per product \(time dependant\)](#)

[3.2 Plot of level 2 quality information per product \(world map\)](#)

[4. Level 1 Quality information per product \(stored on level 2 products\)](#)

[4.1 Plot of level 1 quality information per product \(time dependant\)](#)

[4.1.1 Plot of level 1 quality information per product \(time dependant\): ASCENDING](#)

[4.1.2 Plot of level 1 quality information per product \(time dependant\): DESCENDING](#)

[4.2 Plot of level 1 quality information per product \(world map\)](#)

[4.2.1 Plot of level 1 quality information per product \(world map\): ASCENDING](#)

[4.2.2 Plot of level 1 quality information per product \(world map\): DESCENDING](#)

[5. Ozone profiles based on quality statistics and other trace gas profiles](#)

[5.1 Ozone statistics based on quality of products](#)

[5.2 Plot ozone profiles for all STD \(dark without errors\)](#)

[5.3 Plot ozone profiles where STD < 20% \(dark without errors\)](#)

[5.4. Plot ozone profiles where STD < 10% \(dark without errors\)](#)

[5.5. Plot ozone profiles where STD < 5% \(dark without errors\)](#)

[5.6 Plot NO2 profiles for all STD \(dark without errors\)](#)

[5.7 Plot NO3 profiles for all STD \(dark without errors\)](#)

[5.8 Plot H2O profiles \(only for occultations of stars 1,2,3,4,13,14,16,26,63 dark without errors\) for all STD](#)

[6. Auxiliary Data Files used for the production reported in section 2](#)

This report presents the daily analysis on parameters extracted from GOMOS level 2 data (GOM_NL__2P). It is intended to monitor some important parameters that will impact the quality of these products. A list of level 2 products (and content) that have arrived during the reporting day to the PCF is also given.

Item	Value
Time of report generation	18APR2013 11:33:00
Data source version	GOMOS/6.01
Start time of products	11-10-2005 (11OCT2005 00:00:00)
Stop time of products	12-10-2005 (12OCT2005 00:00:00)
Store outputs in DB	Yes
Nb of level 2 prods	238
Nb of prods with errors	0

2. Summary of processed GOM_NL__2P products.

Nr	Filename	UTC Start time	Limb	Duration	Star Id	Star Name	Star Mag	Star Temp	Nb Meas	Orbit	Prod. error
1	GOM_NL__2PRFIN20051011_001643_000000462041_00302_18893_7511.N1	11-OCT-2005 00:16:43	Dark	46.000	65	Lam Vel	2.2040	4400.0	92	18893	No
2	GOM_NL__2PRFIN20051011_001955_000000412041_00302_18893_7512.N1	11-OCT-2005 00:19:55	Dark	40.500	46	Del Vel	1.9540	10600.	81	18893	No
3	GOM_NL__2PRFIN20051011_002238_000000382041_00303_18894_7496.N1	11-OCT-2005 00:22:38	Dark	37.500	29	Bet Car	1.6720	10200.	75	18894	No
4	GOM_NL__2PRFIN20051011_003335_000000392041_00303_18894_7497.N1	11-OCT-2005 00:33:35	Dark	38.500	143	Alp Hyi	2.8570	7200.0	77	18894	No
5	GOM_NL__2PRFIN20051011_003502_000000412041_00303_18894_7498.N1	11-OCT-2005 00:35:02	Dark	41.000	9	Alp Eri	0.45300	24000.	82	18894	No
6	GOM_NL__2PRFIN20051011_004009_000000422041_00303_18894_7499.N1	11-OCT-2005 00:40:09	Straylight	42.000	84	Alp Phe	2.3970	4500.0	84	18894	No
7	GOM_NL__2PRFIN20051011_004649_000000192041_00303_18894_7500.N1	11-OCT-2005 00:46:49	Straylight	19.000	52	16Bet Cet	2.0370	4500.0	38	18894	No
8	GOM_NL__2PRFIN20051011_005639_000000102041_00303_18894_7501.N1	11-OCT-2005 00:56:39	Tw_i_and_stray	10.000	140	88Gam Peg	2.8340	26000.	20	18894	No
9	GOM_NL__2PRFIN20051011_010029_000000392041_00303_18894_7502.N1	11-OCT-2005 01:00:29	Bright	39.000	93	53Bet Peg	2.5200	3100.0	78	18894	No
10	GOM_NL__2PRFIN20051011_010915_000000382041_00303_18894_7503.N1	11-OCT-2005 01:09:15	Bright	37.500	74	11Bet Cas	2.2680	6600.0	75	18894	No
11	GOM_NL__2PRFIN20051011_011107_000000362041_00303_18894_7504.N1	11-OCT-2005 01:11:07	Bright	36.000	89	5Alp Cep	2.4510	8000.0	72	18894	No
12	GOM_NL__2PRFIN20051011_011738_000000362041_00303_18894_7505.N1	11-OCT-2005 01:17:38	Bright	36.000	49	1Alp UMi	1.9900	6300.0	72	18894	No
13	GOM_NL__2PRFIN20051011_012021_000000372041_00303_18894_7506.N1	11-OCT-2005 01:20:21	Bright	37.000	60	7Bet UMi	2.0810	3950.0	74	18894	No
14	GOM_NL__2PRFIN20051011_012549_000000382041_00303_18894_7507.N1	11-OCT-2005 01:25:49	Bright	38.000	36	50Alp UMa	1.8000	6300.0	76	18894	No
15	GOM_NL__2PRFIN20051011_012721_000000522041_00303_18894_7508.N1	11-OCT-2005 01:27:21	Bright	52.000	82	48Bet UMa	2.3650	10600.	104	18894	No
16	GOM_NL__2PRFIN20051011_013041_000000352041_00303_18894_7509.N1	11-OCT-2005 01:30:41	Bright	34.500	174	52Psi UMa	3.0040	4400.0	69	18894	No
17	GOM_NL__2PRFIN20051011_013812_000000362041_00303_18894_7510.N1	11-OCT-2005 01:38:12	Bright	35.500	51	41Gam1Leo	2.0100	4500.0	71	18894	No
18	GOM_NL__2PRFIN20051011_015720_000000472041_00303_18894_7511.N1	11-OCT-2005 01:57:20	Dark	46.500	65	Lam Vel	2.2040	4400.0	93	18894	No
19	GOM_NL__2PRFIN20051011_020031_000000442041_00303_18894_7512.N1	11-OCT-2005 02:00:31	Dark	44.000	46	Del Vel	1.9540	10600.	88	18894	No
20	GOM_NL__2PRFIN20051011_020314_000000372041_00304_18895_7496.N1	11-OCT-2005 02:03:14	Dark	37.000	29	Bet Car	1.6720	10200.	74	18895	No
21	GOM_NL__2PRFIN20051011_021411_000000392041_00304_18895_7497.N1	11-OCT-2005 02:14:11	Dark	39.000	143	Alp Hyi	2.8570	7200.0	78	18895	No
22	GOM_NL__2PRFIN20051011_021538_000000432041_00304_18895_7498.N1	11-OCT-2005 02:15:38	Dark	42.500	9	Alp Eri	0.45300	24000.	85	18895	No
23	GOM_NL__2PRFIN20051011_022045_000000432041_00304_18895_7499.N1	11-OCT-2005 02:20:45	Straylight	42.500	84	Alp Phe	2.3970	4500.0	85	18895	No
24	GOM_NL__2PRFIN20051011_022725_000000192041_00304_18895_7500.N1	11-OCT-2005 02:27:25	Straylight	19.000	52	16Bet Cet	2.0370	4500.0	38	18895	No
25	GOM_NL__2PRFIN20051011_023715_000000102041_00304_18895_7501.N1	11-OCT-2005 02:37:15	Tw_i_and_stray	10.000	140	88Gam Peg	2.8340	26000.	20	18895	No
26	GOM_NL__2PRFIN20051011_024105_000000382041_00304_18895_7502.N1	11-OCT-2005 02:41:05	Bright	38.000	93	53Bet Peg	2.5200	3100.0	76	18895	No
27	GOM_NL__2PRFIN20051011_024950_000000372041_00304_18895_7503.N1	11-OCT-2005 02:49:50	Bright	36.500	74	11Bet Cas	2.2680	6600.0	73	18895	No
28	GOM_NL__2PRFIN20051011_025143_000000352041_00304_18895_7504.N1	11-OCT-2005 02:51:43	Bright	35.000	89	5Alp Cep	2.4510	8000.0	70	18895	No
29	GOM_NL__2PRFIN20051011_025814_000000352041_00304_18895_7505.N1	11-OCT-2005 02:58:14	Bright	35.000	49	1Alp UMi	1.9900	6300.0	70	18895	No
30	GOM_NL__2PRFIN20051011_030057_000000362041_00304_18895_7506.N1	11-OCT-2005 03:00:57	Bright	36.000	60	7Bet UMi	2.0810	3950.0	72	18895	No
31	GOM_NL__2PRFIN20051011_030625_000000372041_00304_18895_7507.N1	11-OCT-2005 03:06:25	Bright	37.000	36	50Alp UMa	1.8000	6300.0	74	18895	No
32	GOM_NL__2PRFIN20051011_030757_000000362041_00304_18895_7508.N1	11-OCT-2005 03:07:57	Bright	35.500	82	48Bet UMa	2.3650	10600.	71	18895	No
33	GOM_NL__2PRFIN20051011_031117_000000352041_00304_18895_7509.N1	11-OCT-2005 03:11:17	Bright	34.500	174	52Psi UMa	3.0040	4400.0	69	18895	No
34	GOM_NL__2PRFIN20051011_031848_000000362041_00304_18895_7510.N1	11-OCT-2005 03:18:48	Bright	36.000	51	41Gam1Leo	2.0100	4500.0	72	18895	No
35	GOM_NL__2PRFIN20051011_033756_000000402041_00304_18895_7511.N1	11-OCT-2005 03:37:56	Dark	39.500	65	Lam Vel	2.2040	4400.0	79	18895	No
36	GOM_NL__2PRFIN20051011_034108_000000392041_00304_18895_7512.N1	11-OCT-2005 03:41:08	Dark	39.000	46	Del Vel	1.9540	10600.	78	18895	No
37	GOM_NL__2PRFIN20051011_034350_000000352041_00305_18896_7496.N1	11-OCT-2005 03:43:50	Dark	35.000	29	Bet Car	1.6720	10200.	70	18896	No
38	GOM_NL__2PRFIN20051011_035447_000000372041_00305_18896_7497.N1	11-OCT-2005 03:54:47	Dark	37.000	143	Alp Hyi	2.8570	7200.0	74	18896	No
39	GOM_NL__2PRFIN20051011_035614_000000422041_00305_18896_7498.N1	11-OCT-2005 03:56:14	Dark	42.000	9	Alp Eri	0.45300	24000.	84	18896	No
40	GOM_NL__2PRFIN20051011_040122_000000382041_00305_18896_7499.N1	11-OCT-2005 04:01:22	Straylight	38.000	84	Alp Phe	2.3970	4500.0	76	18896	No
41	GOM_NL__2PRFIN20051011_040801_000000292041_00305_18896_7500.N1	11-OCT-2005 04:08:01	Straylight	29.000	52	16Bet Cet	2.0370	4500.0	58	18896	No
42	GOM_NL__2PRFIN20051011_041751_000000232041_00305_18896_7501.N1	11-OCT-2005 04:17:51	Tw_i_and_stray	23.000	140	88Gam Peg	2.8340	26000.	46	18896	No

43	GOM_NL__2PRFIN20051011_042142_000000362041_00305_18896_7502.N1	11-OCT-2005 04:21:42	Bright	35.500	93	53Bet Peg	2.5200	3100.0	71	18896	No
44	GOM_NL__2PRFIN20051011_043026_000000372041_00305_18896_7503.N1	11-OCT-2005 04:30:26	Bright	37.000	74	11Bet Cas	2.2680	6600.0	74	18896	No
45	GOM_NL__2PRFIN20051011_043219_000000352041_00305_18896_7504.N1	11-OCT-2005 04:32:19	Bright	35.000	89	5Alp Cep	2.4510	8000.0	70	18896	No
46	GOM_NL__2PRFIN20051011_043850_000000332041_00305_18896_7505.N1	11-OCT-2005 04:38:50	Bright	32.500	49	1Alp UMi	1.9900	6300.0	65	18896	No
47	GOM_NL__2PRFIN20051011_044134_000000362041_00305_18896_7506.N1	11-OCT-2005 04:41:34	Bright	35.500	60	7Bet UMi	2.0810	3950.0	71	18896	No
48	GOM_NL__2PRFIN20051011_044701_000000372041_00305_18896_7507.N1	11-OCT-2005 04:47:01	Bright	36.500	36	50Alp UMa	1.8000	6300.0	73	18896	No
49	GOM_NL__2PRFIN20051011_044833_000000352041_00305_18896_7508.N1	11-OCT-2005 04:48:33	Bright	35.000	82	48Bet UMa	2.3650	10600.	70	18896	No
50	GOM_NL__2PRFIN20051011_045153_000000342041_00305_18896_7509.N1	11-OCT-2005 04:51:53	Bright	34.000	174	52Psi UMa	3.0040	4400.0	68	18896	No
51	GOM_NL__2PRFIN20051011_045924_000000372041_00305_18896_7510.N1	11-OCT-2005 04:59:24	Bright	36.500	51	41Gam1Leo	2.0100	4500.0	73	18896	No
52	GOM_NL__2PRFIN20051011_051833_000000462041_00305_18896_7511.N1	11-OCT-2005 05:18:33	Dark	45.500	65	Lam Vel	2.2040	4400.0	91	18896	No
53	GOM_NL__2PRFIN20051011_052144_000000392041_00305_18896_7512.N1	11-OCT-2005 05:21:44	Dark	39.000	46	Del Vel	1.9540	10600.	78	18896	No
54	GOM_NL__2PRFIN20051011_052426_000000382041_00306_18897_7496.N1	11-OCT-2005 05:24:26	Dark	38.000	29	Bet Car	1.6720	10200.	76	18897	No
55	GOM_NL__2PRFIN20051011_053524_000000372041_00306_18897_7497.N1	11-OCT-2005 05:35:24	Dark	37.000	143	Alp Hyi	2.8570	7200.0	74	18897	No
56	GOM_NL__2PRFIN20051011_053651_000000452041_00306_18897_7498.N1	11-OCT-2005 05:36:51	Dark	44.500	9	Alp Eri	0.45300	24000.	89	18897	No
57	GOM_NL__2PRFIN20051011_054158_000000452041_00306_18897_7499.N1	11-OCT-2005 05:41:58	Straylight	44.500	84	Alp Phe	2.3970	4500.0	89	18897	No
58	GOM_NL__2PRFIN20051011_054838_000000292041_00306_18897_7500.N1	11-OCT-2005 05:48:38	Straylight	29.000	52	16Bet Cet	2.0370	4500.0	58	18897	No
59	GOM_NL__2PRFIN20051011_055827_000000232041_00306_18897_7501.N1	11-OCT-2005 05:58:27	Twi_and_stray	23.000	140	88Gam Peg	2.8340	26000.	46	18897	No
60	GOM_NL__2PRFIN20051011_060218_000000372041_00306_18897_7502.N1	11-OCT-2005 06:02:18	Bright	37.000	93	53Bet Peg	2.5200	3100.0	74	18897	No
61	GOM_NL__2PRFIN20051011_061102_000000372041_00306_18897_7503.N1	11-OCT-2005 06:11:02	Bright	36.500	74	11Bet Cas	2.2680	6600.0	73	18897	No
62	GOM_NL__2PRFIN20051011_061256_000000372041_00306_18897_7504.N1	11-OCT-2005 06:12:56	Bright	36.500	89	5Alp Cep	2.4510	8000.0	73	18897	No
63	GOM_NL__2PRFIN20051011_061926_000000362041_00306_18897_7505.N1	11-OCT-2005 06:19:26	Bright	35.500	49	1Alp UMi	1.9900	6300.0	71	18897	No
64	GOM_NL__2PRFIN20051011_062210_000000362041_00306_18897_7506.N1	11-OCT-2005 06:22:10	Bright	35.500	60	7Bet UMi	2.0810	3950.0	71	18897	No
65	GOM_NL__2PRFIN20051011_062737_000000382041_00306_18897_7507.N1	11-OCT-2005 06:27:37	Bright	37.500	36	50Alp UMa	1.8000	6300.0	75	18897	No
66	GOM_NL__2PRFIN20051011_062909_000000382041_00306_18897_7508.N1	11-OCT-2005 06:29:09	Bright	37.500	82	48Bet UMa	2.3650	10600.	75	18897	No
67	GOM_NL__2PRFIN20051011_063229_000000342041_00306_18897_7509.N1	11-OCT-2005 06:32:29	Bright	33.500	174	52Psi UMa	3.0040	4400.0	67	18897	No
68	GOM_NL__2PRFIN20051011_064001_000000342041_00306_18897_7510.N1	11-OCT-2005 06:40:01	Bright	33.500	51	41Gam1Leo	2.0100	4500.0	67	18897	No
69	GOM_NL__2PRFIN20051011_065909_000000452041_00306_18897_7511.N1	11-OCT-2005 06:59:09	Dark	45.000	65	Lam Vel	2.2040	4400.0	90	18897	No
70	GOM_NL__2PRFIN20051011_070221_000000402041_00306_18897_7512.N1	11-OCT-2005 07:02:21	Dark	39.500	46	Del Vel	1.9540	10600.	79	18897	No
71	GOM_NL__2PRFIN20051011_070502_000000372041_00307_18898_7496.N1	11-OCT-2005 07:05:02	Dark	37.000	29	Bet Car	1.6720	10200.	74	18898	No
72	GOM_NL__2PRFIN20051011_071600_000000372041_00307_18898_7497.N1	11-OCT-2005 07:16:00	Dark	37.000	143	Alp Hyi	2.8570	7200.0	74	18898	No
73	GOM_NL__2PRFIN20051011_071727_000000512041_00307_18898_7498.N1	11-OCT-2005 07:17:27	Dark	50.500	9	Alp Eri	0.45300	24000.	101	18898	No
74	GOM_NL__2PRFIN20051011_072234_000000382041_00307_18898_7499.N1	11-OCT-2005 07:22:34	Straylight	38.000	84	Alp Phe	2.3970	4500.0	76	18898	No
75	GOM_NL__2PRFIN20051011_072914_000000402041_00307_18898_7500.N1	11-OCT-2005 07:29:14	Straylight	39.500	52	16Bet Cet	2.0370	4500.0	79	18898	No
76	GOM_NL__2PRFIN20051011_073903_000000362041_00307_18898_7501.N1	11-OCT-2005 07:39:03	Bright	35.500	140	88Gam Peg	2.8340	26000.	71	18898	No
77	GOM_NL__2PRFIN20051011_074254_000000382041_00307_18898_7502.N1	11-OCT-2005 07:42:54	Bright	37.500	93	53Bet Peg	2.5200	3100.0	75	18898	No
78	GOM_NL__2PRFIN20051011_075138_000000372041_00307_18898_7503.N1	11-OCT-2005 07:51:38	Bright	36.500	74	11Bet Cas	2.2680	6600.0	73	18898	No
79	GOM_NL__2PRFIN20051011_075332_000000362041_00307_18898_7504.N1	11-OCT-2005 07:53:32	Bright	36.000	89	5Alp Cep	2.4510	8000.0	72	18898	No
80	GOM_NL__2PRFIN20051011_080002_000000362041_00307_18898_7505.N1	11-OCT-2005 08:00:02	Bright	35.500	49	1Alp UMi	1.9900	6300.0	71	18898	No
81	GOM_NL__2PRFIN20051011_080246_000000362041_00307_18898_7506.N1	11-OCT-2005 08:02:46	Bright	36.000	60	7Bet UMi	2.0810	3950.0	72	18898	No
82	GOM_NL__2PRFIN20051011_080813_000000372041_00307_18898_7507.N1	11-OCT-2005 08:08:13	Bright	37.000	36	50Alp UMa	1.8000	6300.0	74	18898	No
83	GOM_NL__2PRFIN20051011_080945_000000342041_00307_18898_7508.N1	11-OCT-2005 08:09:45	Bright	34.000	82	48Bet UMa	2.3650	10600.	68	18898	No
84	GOM_NL__2PRFIN20051011_081305_000000512041_00307_18898_7509.N1	11-OCT-2005 08:13:05	Bright	51.000	174	52Psi UMa	3.0040	4400.0	102	18898	No
85	GOM_NL__2PRFIN20051011_082037_000000352041_00307_18898_7510.N1	11-OCT-2005 08:20:37	Bright	34.500	51	41Gam1Leo	2.0100	4500.0	69	18898	No
86	GOM_NL__2PRFIN20051011_083946_000000452041_00307_18898_7511.N1	11-OCT-2005 08:39:46	Dark	44.500	65	Lam Vel	2.2040	4400.0	89	18898	No
87	GOM_NL__2PRFIN20051011_084257_000000432041_00307_18898_7512.N1	11-OCT-2005 08:42:57	Dark	43.000	46	Del Vel	1.9540	10600.	86	18898	No
88	GOM_NL__2PRFIN20051011_084539_000000382041_00308_18899_7498.N1	11-OCT-2005 08:45:39	Dark	37.500	29	Bet Car	1.6720	10200.	75	18899	No
89	GOM_NL__2PRFIN20051011_085636_000000382041_00308_18899_7499.N1	11-OCT-2005 08:56:36	Dark	38.000	143	Alp Hyi	2.8570	7200.0	76	18899	No
90	GOM_NL__2PRFIN20051011_085803_000000502041_00308_18899_7500.N1	11-OCT-2005 08:58:03	Dark	49.500	9	Alp Eri	0.45300	24000.	99	18899	No
91	GOM_NL__2PRFIN20051011_090310_000000392041_00308_18899_7501.N1	11-OCT-2005 09:03:10	Straylight	38.500	84	Alp Phe	2.3970	4500.0	77	18899	No
92	GOM_NL__2PRFIN20051011_090950_000000402041_00308_18899_7502.N1	11-OCT-2005 09:09:50	Straylight	39.500	52	16Bet Cet	2.0370	4500.0	79	18899	No
93	GOM_NL__2PRFIN20051011_091938_000000352041_00308_18899_7503.N1	11-OCT-2005 09:19:38	Bright	34.500	140	88Gam Peg	2.8340	26000.	69	18899	No
94	GOM_NL__2PRFIN20051011_092330_000000382041_00308_18899_7504.N1	11-OCT-2005 09:23:30	Bright	38.000	93	53Bet Peg	2.5200	3100.0	76	18899	No
95	GOM_NL__2PRFIN20051011_093214_000000372041_00308_18899_7505.N1	11-OCT-2005 09:32:14	Bright	36.500	74	11Bet Cas	2.2680	6600.0	73	18899	No
96	GOM_NL__2PRFIN20051011_093408_000000362041_00308_18899_7506.N1	11-OCT-2005 09:34:08	Bright	36.000	89	5Alp Cep	2.4510	8000.0	72	18899	No
97	GOM_NL__2PRFIN20051011_094038_000000362041_00308_18899_7507.N1	11-OCT-2005 09:40:38	Bright	35.500	49	1Alp UMi	1.9900	6300.0	71	18899	No
98	GOM_NL__2PRFIN20051011_094322_000000362041_00308_18899_7508.N1	11-OCT-2005 09:43:22	Bright	35.500	60	7Bet UMi	2.0810	3950.0	71	18899	No
99	GOM_NL__2PRFIN20051011_094849_000000352041_00308_18899_7509.N1	11-OCT-2005 09:48:49	Bright	35.000	36	50Alp UMa	1.8000	6300.0	70	18899	No
100	GOM_NL__2PRFIN20051011_095021_000000362041_00308_18899_7510.N1	11-OCT-2005 09:50:21	Bright	35.500	82	48Bet UMa	2.3650	10600.	71	18899	No
101	GOM_NL__2PRFIN20051011_095341_000000522041_00308_18899_7511.N1	11-OCT-2005 09:53:41	Bright	52.000	174	52Psi UMa	3.0040	4400.0	104	18899	No

102	GOM_NL__2PRFIN20051011_100113_000000362041_00308_18899_7512.N1	11-OCT-2005 10:01:13	Bright	35.500	51	41Gam1Leo	2.0100	4500.0	71	18899	No
103	GOM_NL__2PRFIN20051011_102022_000000422041_00308_18899_7513.N1	11-OCT-2005 10:20:22	Dark	42.000	65	Lam Vel	2.2040	4400.0	84	18899	No
104	GOM_NL__2PRFIN20051011_102334_000000432041_00308_18899_7514.N1	11-OCT-2005 10:23:34	Dark	42.500	46	Del Vel	1.9540	10600.	85	18899	No
105	GOM_NL__2PRFIN20051011_102615_000000392041_00309_18900_7518.N1	11-OCT-2005 10:26:15	Dark	38.500	29	Bet Car	1.6720	10200.	77	18900	No
106	GOM_NL__2PRFIN20051011_103712_000000432041_00309_18900_7519.N1	11-OCT-2005 10:37:12	Dark	42.500	143	Alp Hyi	2.8570	7200.0	85	18900	No
107	GOM_NL__2PRFIN20051011_103839_000000402041_00309_18900_7520.N1	11-OCT-2005 10:38:39	Dark	40.000	9	Alp Eri	0.45300	24000.	80	18900	No
108	GOM_NL__2PRFIN20051011_104346_000000422041_00309_18900_7521.N1	11-OCT-2005 10:43:46	Straylight	41.500	84	Alp Phe	2.3970	4500.0	83	18900	No
109	GOM_NL__2PRFIN20051011_105026_000000462041_00309_18900_7522.N1	11-OCT-2005 10:50:26	Straylight	45.500	52	16Bet Cet	2.0370	4500.0	91	18900	No
110	GOM_NL__2PRFIN20051011_110014_000000362041_00309_18900_7523.N1	11-OCT-2005 11:00:14	Bright	36.000	140	88Gam Peg	2.8340	26000.	72	18900	No
111	GOM_NL__2PRFIN20051011_110406_000000352041_00309_18900_7524.N1	11-OCT-2005 11:04:06	Bright	34.500	93	53Bet Peg	2.5200	3100.0	69	18900	No
112	GOM_NL__2PRFIN20051011_111250_000000372041_00309_18900_7525.N1	11-OCT-2005 11:12:50	Bright	36.500	74	11Bet Cas	2.2680	6600.0	73	18900	No
113	GOM_NL__2PRFIN20051011_112114_000000362041_00309_18900_7526.N1	11-OCT-2005 11:21:14	Bright	35.500	49	1Alp UMi	1.9900	6300.0	71	18900	No
114	GOM_NL__2PRFIN20051011_112359_000000372041_00309_18900_7527.N1	11-OCT-2005 11:23:59	Bright	37.000	60	7Bet UMi	2.0810	3950.0	74	18900	No
115	GOM_NL__2PRFIN20051011_112925_000000342041_00309_18900_7528.N1	11-OCT-2005 11:29:25	Bright	33.500	36	50Alp UMa	1.8000	6300.0	67	18900	No
116	GOM_NL__2PRFIN20051011_113057_000000352041_00309_18900_7529.N1	11-OCT-2005 11:30:57	Bright	35.000	82	48Bet UMa	2.3650	10600.	70	18900	No
117	GOM_NL__2PRFIN20051011_113417_000000332041_00309_18900_7530.N1	11-OCT-2005 11:34:17	Bright	32.500	174	52Psi UMa	3.0040	4400.0	65	18900	No
118	GOM_NL__2PRFIN20051011_114149_000000362041_00309_18900_7531.N1	11-OCT-2005 11:41:49	Bright	36.000	51	41Gam1Leo	2.0100	4500.0	72	18900	No
119	GOM_NL__2PRFIN20051011_120058_000000472041_00309_18900_7532.N1	11-OCT-2005 12:00:58	Dark	46.500	65	Lam Vel	2.2040	4400.0	93	18900	No
120	GOM_NL__2PRFIN20051011_120651_000000372041_00310_18901_7518.N1	11-OCT-2005 12:06:51	Dark	36.500	29	Bet Car	1.6720	10200.	73	18901	No
121	GOM_NL__2PRFIN20051011_121749_000000382041_00310_18901_7519.N1	11-OCT-2005 12:17:49	Dark	37.500	143	Alp Hyi	2.8570	7200.0	75	18901	No
122	GOM_NL__2PRFIN20051011_121916_000000482041_00310_18901_7520.N1	11-OCT-2005 12:19:16	Dark	47.500	9	Alp Eri	0.45300	24000.	95	18901	No
123	GOM_NL__2PRFIN20051011_122422_000000422041_00310_18901_7521.N1	11-OCT-2005 12:24:22	Straylight	42.000	84	Alp Phe	2.3970	4500.0	84	18901	No
124	GOM_NL__2PRFIN20051011_123102_000000452041_00310_18901_7522.N1	11-OCT-2005 12:31:02	Straylight	44.500	52	16Bet Cet	2.0370	4500.0	89	18901	No
125	GOM_NL__2PRFIN20051011_124050_000000362041_00310_18901_7523.N1	11-OCT-2005 12:40:50	Bright	36.000	140	88Gam Peg	2.8340	26000.	72	18901	No
126	GOM_NL__2PRFIN20051011_124442_000000362041_00310_18901_7524.N1	11-OCT-2005 12:44:42	Bright	36.000	93	53Bet Peg	2.5200	3100.0	72	18901	No
127	GOM_NL__2PRFIN20051011_125325_000000372041_00310_18901_7525.N1	11-OCT-2005 12:53:25	Bright	37.000	74	11Bet Cas	2.2680	6600.0	74	18901	No
128	GOM_NL__2PRFIN20051011_125521_000000372041_00310_18901_7526.N1	11-OCT-2005 12:55:21	Bright	37.000	89	5Alp Cep	2.4510	8000.0	74	18901	No
129	GOM_NL__2PRFIN20051011_130150_000000352041_00310_18901_7527.N1	11-OCT-2005 13:01:50	Bright	35.000	49	1Alp UMi	1.9900	6300.0	70	18901	No
130	GOM_NL__2PRFIN20051011_130435_000000362041_00310_18901_7528.N1	11-OCT-2005 13:04:35	Bright	35.500	60	7Bet UMi	2.0810	3950.0	71	18901	No
131	GOM_NL__2PRFIN20051011_131001_000000372041_00310_18901_7529.N1	11-OCT-2005 13:10:01	Bright	37.000	36	50Alp UMa	1.8000	6300.0	74	18901	No
132	GOM_NL__2PRFIN20051011_131133_000000352041_00310_18901_7530.N1	11-OCT-2005 13:11:33	Bright	34.500	82	48Bet UMa	2.3650	10600.	69	18901	No
133	GOM_NL__2PRFIN20051011_131453_000000352041_00310_18901_7531.N1	11-OCT-2005 13:14:53	Bright	35.000	174	52Psi UMa	3.0040	4400.0	70	18901	No
134	GOM_NL__2PRFIN20051011_132225_000000362041_00310_18901_7532.N1	11-OCT-2005 13:22:25	Bright	35.500	51	41Gam1Leo	2.0100	4500.0	71	18901	No
135	GOM_NL__2PRFIN20051011_134135_000000542041_00310_18901_7533.N1	11-OCT-2005 13:41:35	Dark	54.000	65	Lam Vel	2.2040	4400.0	108	18901	No
136	GOM_NL__2PRFIN20051011_134727_000000382041_00311_18902_7518.N1	11-OCT-2005 13:47:27	Dark	38.000	29	Bet Car	1.6720	10200.	76	18902	No
137	GOM_NL__2PRFIN20051011_135825_000000372041_00311_18902_7519.N1	11-OCT-2005 13:58:25	Dark	37.000	143	Alp Hyi	2.8570	7200.0	74	18902	No
138	GOM_NL__2PRFIN20051011_135952_000000502041_00311_18902_7520.N1	11-OCT-2005 13:59:52	Dark	50.000	9	Alp Eri	0.45300	24000.	100	18902	No
139	GOM_NL__2PRFIN20051011_140458_000000412041_00311_18902_7521.N1	11-OCT-2005 14:04:58	Straylight	41.000	84	Alp Phe	2.3970	4500.0	82	18902	No
140	GOM_NL__2PRFIN20051011_141138_000000452041_00311_18902_7522.N1	11-OCT-2005 14:11:38	Straylight	44.500	52	16Bet Cet	2.0370	4500.0	89	18902	No
141	GOM_NL__2PRFIN20051011_142126_000000372041_00311_18902_7523.N1	11-OCT-2005 14:21:26	Bright	36.500	140	88Gam Peg	2.8340	26000.	73	18902	No
142	GOM_NL__2PRFIN20051011_142518_000000372041_00311_18902_7524.N1	11-OCT-2005 14:25:18	Bright	36.500	93	53Bet Peg	2.5200	3100.0	73	18902	No
143	GOM_NL__2PRFIN20051011_143401_000000372041_00311_18902_7525.N1	11-OCT-2005 14:34:01	Bright	36.500	74	11Bet Cas	2.2680	6600.0	73	18902	No
144	GOM_NL__2PRFIN20051011_143557_000000332041_00311_18902_7526.N1	11-OCT-2005 14:35:57	Bright	32.500	89	5Alp Cep	2.4510	8000.0	65	18902	No
145	GOM_NL__2PRFIN20051011_144226_000000352041_00311_18902_7527.N1	11-OCT-2005 14:42:26	Bright	34.500	49	1Alp UMi	1.9900	6300.0	69	18902	No
146	GOM_NL__2PRFIN20051011_144511_000000362041_00311_18902_7528.N1	11-OCT-2005 14:45:11	Bright	36.000	60	7Bet UMi	2.0810	3950.0	72	18902	No
147	GOM_NL__2PRFIN20051011_145037_000000522041_00311_18902_7529.N1	11-OCT-2005 14:50:37	Bright	52.000	36	50Alp UMa	1.8000	6300.0	104	18902	No
148	GOM_NL__2PRFIN20051011_145209_000000362041_00311_18902_7530.N1	11-OCT-2005 14:52:09	Bright	35.500	82	48Bet UMa	2.3650	10600.	71	18902	No
149	GOM_NL__2PRFIN20051011_145530_000000362041_00311_18902_7531.N1	11-OCT-2005 14:55:30	Bright	36.000	174	52Psi UMa	3.0040	4400.0	72	18902	No
150	GOM_NL__2PRFIN20051011_150302_000000352041_00311_18902_7532.N1	11-OCT-2005 15:03:02	Bright	35.000	51	41Gam1Leo	2.0100	4500.0	70	18902	No
151	GOM_NL__2PRFIN20051011_152211_000000552041_00311_18902_7533.N1	11-OCT-2005 15:22:11	Dark	54.500	65	Lam Vel	2.2040	4400.0	109	18902	No
152	GOM_NL__2PRFIN20051011_152523_000000402041_00311_18902_7534.N1	11-OCT-2005 15:25:23	Dark	40.000	46	Del Vel	1.9540	10600.	80	18902	No
153	GOM_NL__2PRFIN20051011_152803_000000402041_00312_18903_7518.N1	11-OCT-2005 15:28:03	Dark	40.000	29	Bet Car	1.6720	10200.	80	18903	No
154	GOM_NL__2PRFIN20051011_153901_000000382041_00312_18903_7519.N1	11-OCT-2005 15:39:01	Dark	38.000	143	Alp Hyi	2.8570	7200.0	76	18903	No
155	GOM_NL__2PRFIN20051011_154028_000000482041_00312_18903_7520.N1	11-OCT-2005 15:40:28	Dark	48.000	9	Alp Eri	0.45300	24000.	96	18903	No
156	GOM_NL__2PRFIN20051011_154535_000000412041_00312_18903_7521.N1	11-OCT-2005 15:45:35	Straylight	41.000	84	Alp Phe	2.3970	4500.0	82	18903	No
157	GOM_NL__2PRFIN20051011_155214_000000472041_00312_18903_7522.N1	11-OCT-2005 15:52:14	Straylight	47.000	52	16Bet Cet	2.0370	4500.0	94	18903	No
158	GOM_NL__2PRFIN20051011_160202_000000372041_00312_18903_7523.N1	11-OCT-2005 16:02:02	Bright	37.000	140	88Gam Peg	2.8340	26000.	74	18903	No
159	GOM_NL__2PRFIN20051011_160554_000000362041_00312_18903_7524.N1	11-OCT-2005 16:05:54	Bright	36.000	93	53Bet Peg	2.5200	3100.0	72	18903	No
160	GOM_NL__2PRFIN20051011_161437_000000352041_00312_18903_7525.N1	11-OCT-2005 16:14:37	Bright	34.500	74	11Bet Cas	2.2680	6600.0	69	18903	No

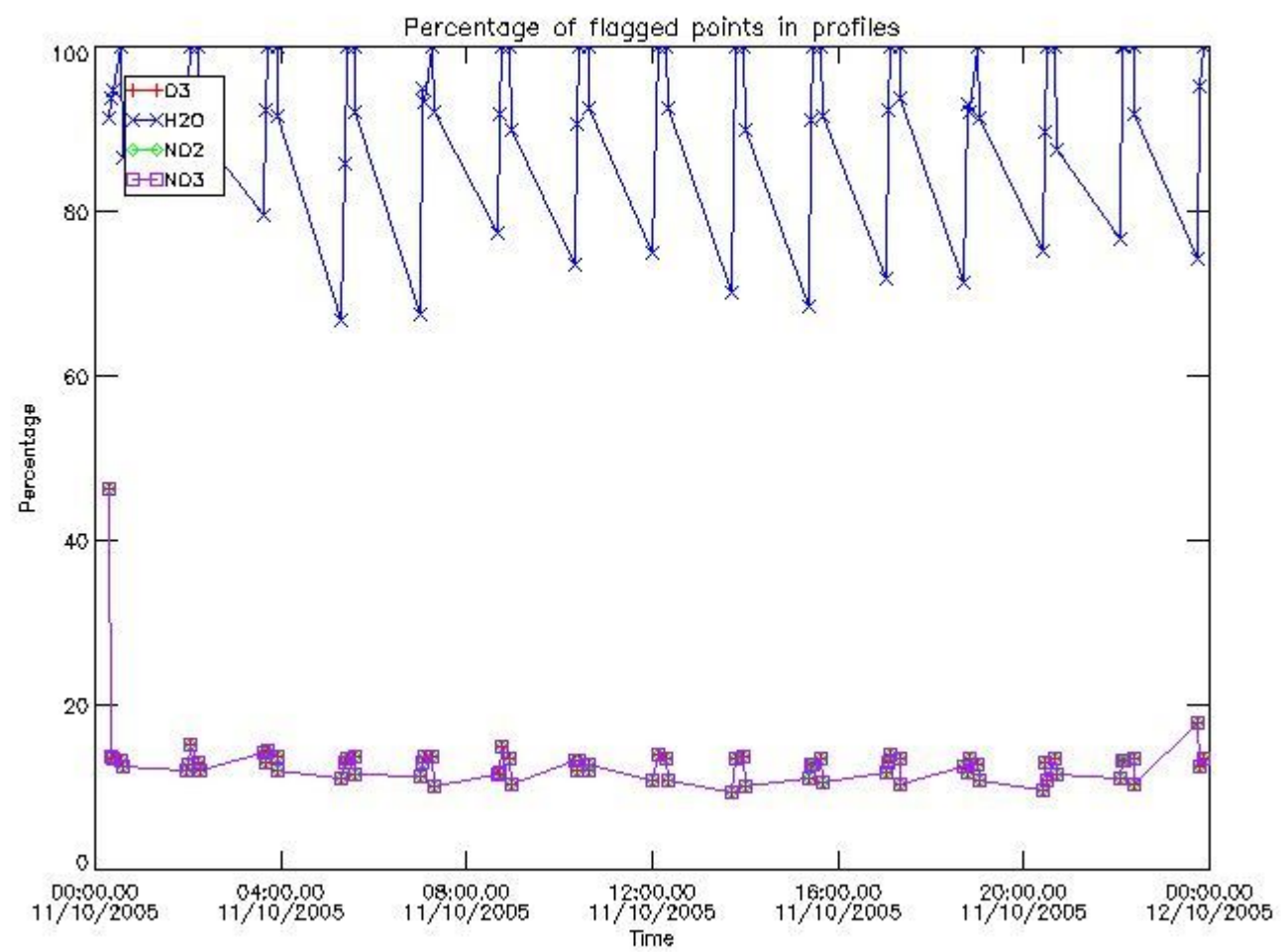
161	GOM_NL__2PRFIN20051011_161633_000000362041_00312_18903_7526.N1	11-OCT-2005 16:16:33	Bright	35.500	89	5Alp Cep	2.4510	8000.0	71	18903	No
162	GOM_NL__2PRFIN20051011_162302_000000362041_00312_18903_7527.N1	11-OCT-2005 16:23:02	Bright	36.000	49	1Alp UMi	1.9900	6300.0	72	18903	No
163	GOM_NL__2PRFIN20051011_162547_000000352041_00312_18903_7528.N1	11-OCT-2005 16:25:47	Bright	35.000	60	7Bet UMi	2.0810	3950.0	70	18903	No
164	GOM_NL__2PRFIN20051011_163113_000000382041_00312_18903_7529.N1	11-OCT-2005 16:31:13	Bright	37.500	36	50Alp UMa	1.8000	6300.0	75	18903	No
165	GOM_NL__2PRFIN20051011_163245_000000362041_00312_18903_7530.N1	11-OCT-2005 16:32:45	Bright	35.500	82	48Bet UMa	2.3650	10600.	71	18903	No
166	GOM_NL__2PRFIN20051011_163606_000000362041_00312_18903_7531.N1	11-OCT-2005 16:36:06	Bright	35.500	174	52Psi UMa	3.0040	4400.0	71	18903	No
167	GOM_NL__2PRFIN20051011_164338_000000372041_00312_18903_7532.N1	11-OCT-2005 16:43:38	Bright	37.000	51	41Gam1Leo	2.0100	4500.0	74	18903	No
168	GOM_NL__2PRFIN20051011_170248_000000432041_00312_18903_7533.N1	11-OCT-2005 17:02:48	Dark	43.000	65	Lam Vel	2.2040	4400.0	86	18903	No
169	GOM_NL__2PRFIN20051011_170559_000000392041_00312_18903_7534.N1	11-OCT-2005 17:05:59	Dark	39.000	46	Del Vel	1.9540	10600.	78	18903	No
170	GOM_NL__2PRFIN20051011_170839_000000372041_00313_18904_7518.N1	11-OCT-2005 17:08:39	Dark	36.500	29	Bet Car	1.6720	10200.	73	18904	No
171	GOM_NL__2PRFIN20051011_171937_000000382041_00313_18904_7519.N1	11-OCT-2005 17:19:37	Dark	37.500	143	Alp Hyi	2.8570	7200.0	75	18904	No
172	GOM_NL__2PRFIN20051011_172105_000000492041_00313_18904_7520.N1	11-OCT-2005 17:21:05	Dark	48.500	9	Alp Eri	0.45300	24000.	97	18904	No
173	GOM_NL__2PRFIN20051011_172611_000000482041_00313_18904_7521.N1	11-OCT-2005 17:26:11	Straylight	47.500	84	Alp Phe	2.3970	4500.0	95	18904	No
174	GOM_NL__2PRFIN20051011_173250_000000502041_00313_18904_7522.N1	11-OCT-2005 17:32:50	Straylight	49.500	52	16Bet Cet	2.0370	4500.0	99	18904	No
175	GOM_NL__2PRFIN20051011_174238_000000362041_00313_18904_7523.N1	11-OCT-2005 17:42:38	Bright	36.000	140	88Gam Peg	2.8340	26000.	72	18904	No
176	GOM_NL__2PRFIN20051011_174630_000000362041_00313_18904_7524.N1	11-OCT-2005 17:46:30	Bright	36.000	93	53Bet Peg	2.5200	3100.0	72	18904	No
177	GOM_NL__2PRFIN20051011_175513_000000372041_00313_18904_7525.N1	11-OCT-2005 17:55:13	Bright	36.500	74	11Bet Cas	2.2680	6600.0	73	18904	No
178	GOM_NL__2PRFIN20051011_175709_000000362041_00313_18904_7526.N1	11-OCT-2005 17:57:09	Bright	35.500	89	5Alp Cep	2.4510	8000.0	71	18904	No
179	GOM_NL__2PRFIN20051011_180338_000000362041_00313_18904_7527.N1	11-OCT-2005 18:03:38	Bright	36.000	49	1Alp UMi	1.9900	6300.0	72	18904	No
180	GOM_NL__2PRFIN20051011_180623_000000372041_00313_18904_7528.N1	11-OCT-2005 18:06:23	Bright	36.500	60	7Bet UMi	2.0810	3950.0	73	18904	No
181	GOM_NL__2PRFIN20051011_181149_000000382041_00313_18904_7529.N1	11-OCT-2005 18:11:49	Bright	37.500	36	50Alp UMa	1.8000	6300.0	75	18904	No
182	GOM_NL__2PRFIN20051011_181321_000000372041_00313_18904_7530.N1	11-OCT-2005 18:13:21	Bright	36.500	82	48Bet UMa	2.3650	10600.	73	18904	No
183	GOM_NL__2PRFIN20051011_181642_000000352041_00313_18904_7531.N1	11-OCT-2005 18:16:42	Bright	35.000	174	52Psi UMa	3.0040	4400.0	70	18904	No
184	GOM_NL__2PRFIN20051011_182414_000000382041_00313_18904_7532.N1	11-OCT-2005 18:24:14	Bright	37.500	51	41Gam1Leo	2.0100	4500.0	75	18904	No
185	GOM_NL__2PRFIN20051011_184325_000000412041_00313_18904_7533.N1	11-OCT-2005 18:43:25	Dark	40.500	65	Lam Vel	2.2040	4400.0	81	18904	No
186	GOM_NL__2PRFIN20051011_184636_000000432041_00313_18904_7534.N1	11-OCT-2005 18:46:36	Dark	43.000	46	Del Vel	1.9540	10600.	86	18904	No
187	GOM_NL__2PRFIN20051011_184916_000000382041_00314_18905_7518.N1	11-OCT-2005 18:49:16	Dark	38.000	29	Bet Car	1.6720	10200.	76	18905	No
188	GOM_NL__2PRFIN20051011_190014_000000402041_00314_18905_7519.N1	11-OCT-2005 19:00:14	Dark	40.000	143	Alp Hyi	2.8570	7200.0	80	18905	No
189	GOM_NL__2PRFIN20051011_190141_000000472041_00314_18905_7520.N1	11-OCT-2005 19:01:41	Dark	46.500	9	Alp Eri	0.45300	24000.	93	18905	No
190	GOM_NL__2PRFIN20051011_190647_000000432041_00314_18905_7521.N1	11-OCT-2005 19:06:47	Straylight	42.500	84	Alp Phe	2.3970	4500.0	85	18905	No
191	GOM_NL__2PRFIN20051011_191326_000000442041_00314_18905_7522.N1	11-OCT-2005 19:13:26	Straylight	43.500	52	16Bet Cet	2.0370	4500.0	87	18905	No
192	GOM_NL__2PRFIN20051011_192314_000000372041_00314_18905_7523.N1	11-OCT-2005 19:23:14	Bright	37.000	140	88Gam Peg	2.8340	26000.	74	18905	No
193	GOM_NL__2PRFIN20051011_192707_000000362041_00314_18905_7524.N1	11-OCT-2005 19:27:07	Bright	35.500	93	53Bet Peg	2.5200	3100.0	71	18905	No
194	GOM_NL__2PRFIN20051011_193549_000000382041_00314_18905_7525.N1	11-OCT-2005 19:35:49	Bright	38.000	74	11Bet Cas	2.2680	6600.0	76	18905	No
195	GOM_NL__2PRFIN20051011_193746_000000362041_00314_18905_7526.N1	11-OCT-2005 19:37:46	Bright	36.000	89	5Alp Cep	2.4510	8000.0	72	18905	No
196	GOM_NL__2PRFIN20051011_194414_000000362041_00314_18905_7527.N1	11-OCT-2005 19:44:14	Bright	35.500	49	1Alp UMi	1.9900	6300.0	71	18905	No
197	GOM_NL__2PRFIN20051011_194700_000000372041_00314_18905_7528.N1	11-OCT-2005 19:47:00	Bright	37.000	60	7Bet UMi	2.0810	3950.0	74	18905	No
198	GOM_NL__2PRFIN20051011_195225_000000352041_00314_18905_7529.N1	11-OCT-2005 19:52:25	Bright	35.000	36	50Alp UMa	1.8000	6300.0	70	18905	No
199	GOM_NL__2PRFIN20051011_195357_000000342041_00314_18905_7530.N1	11-OCT-2005 19:53:57	Bright	34.000	82	48Bet UMa	2.3650	10600.	68	18905	No
200	GOM_NL__2PRFIN20051011_195718_000000352041_00314_18905_7531.N1	11-OCT-2005 19:57:18	Bright	35.000	174	52Psi UMa	3.0040	4400.0	70	18905	No
201	GOM_NL__2PRFIN20051011_200450_000000362041_00314_18905_7532.N1	11-OCT-2005 20:04:50	Bright	36.000	51	41Gam1Leo	2.0100	4500.0	72	18905	No
202	GOM_NL__2PRFIN20051011_202401_000000532041_00314_18905_7533.N1	11-OCT-2005 20:24:01	Dark	53.000	65	Lam Vel	2.2040	4400.0	106	18905	No
203	GOM_NL__2PRFIN20051011_202712_000000402041_00314_18905_7534.N1	11-OCT-2005 20:27:12	Dark	39.500	46	Del Vel	1.9540	10600.	79	18905	No
204	GOM_NL__2PRFIN20051011_202952_000000472041_00315_18906_7518.N1	11-OCT-2005 20:29:52	Dark	46.500	29	Bet Car	1.6720	10200.	93	18906	No
205	GOM_NL__2PRFIN20051011_204050_000000382041_00315_18906_7519.N1	11-OCT-2005 20:40:50	Dark	38.000	143	Alp Hyi	2.8570	7200.0	76	18906	No
206	GOM_NL__2PRFIN20051011_204217_000000442041_00315_18906_7520.N1	11-OCT-2005 20:42:17	Dark	44.000	9	Alp Eri	0.45300	24000.	88	18906	No
207	GOM_NL__2PRFIN20051011_204723_000000442041_00315_18906_7521.N1	11-OCT-2005 20:47:23	Straylight	43.500	84	Alp Phe	2.3970	4500.0	87	18906	No
208	GOM_NL__2PRFIN20051011_205402_000000452041_00315_18906_7522.N1	11-OCT-2005 20:54:02	Straylight	45.000	52	16Bet Cet	2.0370	4500.0	90	18906	No
209	GOM_NL__2PRFIN20051011_210350_000000362041_00315_18906_7523.N1	11-OCT-2005 21:03:50	Bright	35.500	140	88Gam Peg	2.8340	26000.	71	18906	No
210	GOM_NL__2PRFIN20051011_210750_000000372041_00315_18906_7524.N1	11-OCT-2005 21:07:50	Bright	37.000	58	21Alp And	2.0730	11000.	74	18906	No
211	GOM_NL__2PRFIN20051011_211625_000000382041_00315_18906_7525.N1	11-OCT-2005 21:16:25	Bright	37.500	74	11Bet Cas	2.2680	6600.0	75	18906	No
212	GOM_NL__2PRFIN20051011_211822_000000372041_00315_18906_7526.N1	11-OCT-2005 21:18:22	Bright	36.500	89	5Alp Cep	2.4510	8000.0	73	18906	No
213	GOM_NL__2PRFIN20051011_212450_000000362041_00315_18906_7527.N1	11-OCT-2005 21:24:50	Bright	36.000	49	1Alp UMi	1.9900	6300.0	72	18906	No
214	GOM_NL__2PRFIN20051011_212736_000000362041_00315_18906_7528.N1	11-OCT-2005 21:27:36	Bright	36.000	60	7Bet UMi	2.0810	3950.0	72	18906	No
215	GOM_NL__2PRFIN20051011_213301_000000382041_00315_18906_7529.N1	11-OCT-2005 21:33:01	Bright	37.500	36	50Alp UMa	1.8000	6300.0	75	18906	No
216	GOM_NL__2PRFIN20051011_213433_000000372041_00315_18906_7530.N1	11-OCT-2005 21:34:33	Bright	36.500	82	48Bet UMa	2.3650	10600.	73	18906	No
217	GOM_NL__2PRFIN20051011_213754_000000342041_00315_18906_7531.N1	11-OCT-2005 21:37:54	Bright	34.000	174	52Psi UMa	3.0040	4400.0	68	18906	No
218	GOM_NL__2PRFIN20051011_214526_000000362041_00315_18906_7532.N1	11-OCT-2005 21:45:26	Bright	36.000	51	41Gam1Leo	2.0100	4500.0	72	18906	No
219	GOM_NL__2PRFIN20051011_220437_000000462041_00315_18906_7533.N1	11-OCT-2005 22:04:37	Dark	45.500	65	Lam Vel	2.2040	4400.0	91	18906	No

220	GOM_NL__2PRFIN20051011_220748_000000392041_00315_18906_7534.N1	11-OCT-2005 22:07:48	Dark	38.500	46	Del Vel	1.9540	10600.	77	18906	No
221	GOM_NL__2PRFIN20051011_221028_000000392041_00316_18907_7518.N1	11-OCT-2005 22:10:28	Dark	38.500	29	Bet Car	1.6720	10200.	77	18907	No
222	GOM_NL__2PRFIN20051011_222126_000000382041_00316_18907_7519.N1	11-OCT-2005 22:21:26	Dark	37.500	143	Alp Hyi	2.8570	7200.0	75	18907	No
223	GOM_NL__2PRFIN20051011_222253_000000492041_00316_18907_7520.N1	11-OCT-2005 22:22:53	Dark	49.000	9	Alp Eri	0.45300	24000.	98	18907	No
224	GOM_NL__2PRFIN20051011_222759_000000392041_00316_18907_7521.N1	11-OCT-2005 22:27:59	Straylight	39.000	84	Alp Phe	2.3970	4500.0	78	18907	No
225	GOM_NL__2PRFIN20051011_223438_000000452041_00316_18907_7522.N1	11-OCT-2005 22:34:38	Straylight	45.000	52	16Bet Cet	2.0370	4500.0	90	18907	No
226	GOM_NL__2PRFIN20051011_224426_000000372041_00316_18907_7523.N1	11-OCT-2005 22:44:26	Bright	36.500	140	88Gam Peg	2.8340	26000.	73	18907	No
227	GOM_NL__2PRFIN20051011_224826_000000362041_00316_18907_7524.N1	11-OCT-2005 22:48:26	Bright	36.000	58	21Alp And	2.0730	11000.	72	18907	No
228	GOM_NL__2PRFIN20051011_225700_000000362041_00316_18907_7525.N1	11-OCT-2005 22:57:00	Bright	36.000	74	11Bet Cas	2.2680	6600.0	72	18907	No
229	GOM_NL__2PRFIN20051011_225858_000000362041_00316_18907_7526.N1	11-OCT-2005 22:58:58	Bright	36.000	89	5Alp Cep	2.4510	8000.0	72	18907	No
230	GOM_NL__2PRFIN20051011_230525_000000362041_00316_18907_7527.N1	11-OCT-2005 23:05:25	Bright	36.000	49	1Alp UMi	1.9900	6300.0	72	18907	No
231	GOM_NL__2PRFIN20051011_230812_000000362041_00316_18907_7528.N1	11-OCT-2005 23:08:12	Bright	36.000	60	7Bet UMi	2.0810	3950.0	72	18907	No
232	GOM_NL__2PRFIN20051011_231337_000000372041_00316_18907_7529.N1	11-OCT-2005 23:13:37	Bright	37.000	36	50Alp UMa	1.8000	6300.0	74	18907	No
233	GOM_NL__2PRFIN20051011_231509_000000362041_00316_18907_7530.N1	11-OCT-2005 23:15:09	Bright	35.500	82	48Bet UMa	2.3650	10600.	71	18907	No
234	GOM_NL__2PRFIN20051011_231830_000000352041_00316_18907_7531.N1	11-OCT-2005 23:18:30	Bright	34.500	174	52Psi UMa	3.0040	4400.0	69	18907	No
235	GOM_NL__2PRFIN20051011_232602_000000362041_00316_18907_7532.N1	11-OCT-2005 23:26:02	Bright	35.500	51	41Gam1Leo	2.0100	4500.0	71	18907	No
236	GOM_NL__2PRFIN20051011_234514_000000512041_00316_18907_7533.N1	11-OCT-2005 23:45:14	Dark	51.000	65	Lam Vel	2.2040	4400.0	102	18907	No
237	GOM_NL__2PRFIN20051011_234825_000000412041_00316_18907_7534.N1	11-OCT-2005 23:48:25	Dark	41.000	46	Del Vel	1.9540	10600.	82	18907	No
238	GOM_NL__2PRFIN20051011_235104_000000382041_00317_18908_7519.N1	11-OCT-2005 23:51:04	Dark	37.500	29	Bet Car	1.6720	10200.	75	18908	No

3. Quality information per product


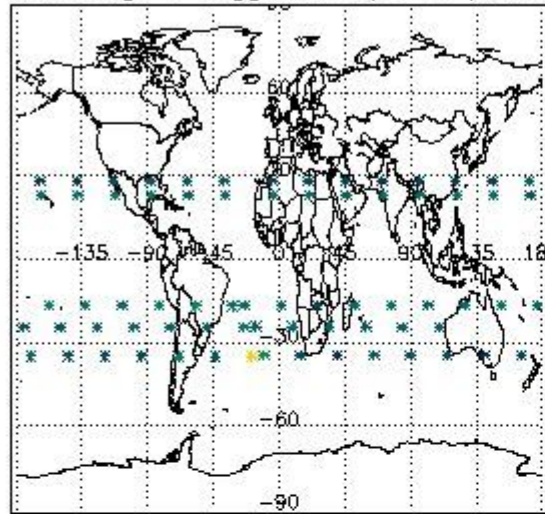
In this section it is plotted some information contained in the Quality Summary data set of the level 2 products. Only products in dark limb conditions and without errors (error flag in the MPH set to "0") are used.

3.1 Plot quality information per product (time dependant)

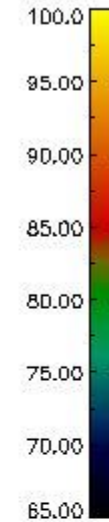
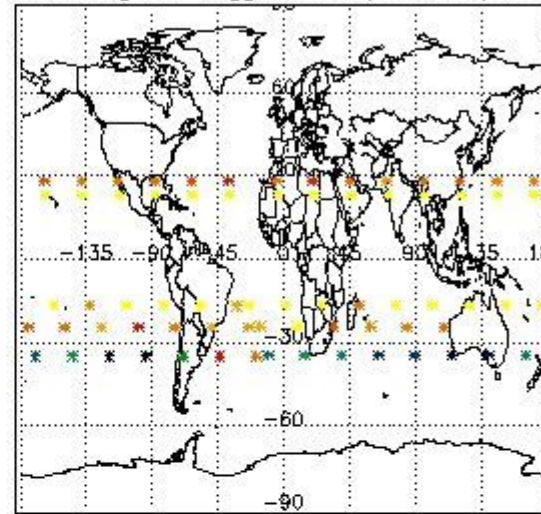


3.2 Plot quality information per product (world map)


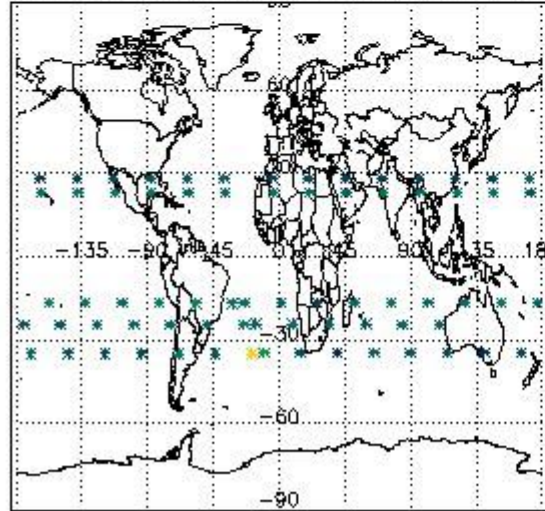
Percentage of flagged data per O3 profile



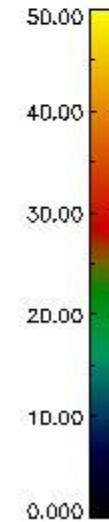
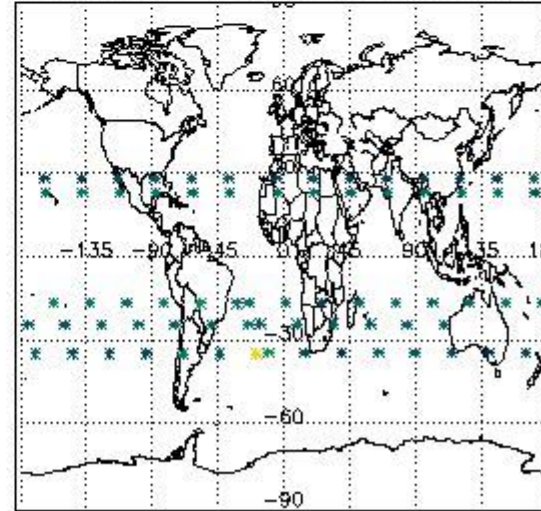
Percentage of flagged data per H2O profile



Percentage of flagged data per NO2 profile



Percentage of flagged data per NO3 profile

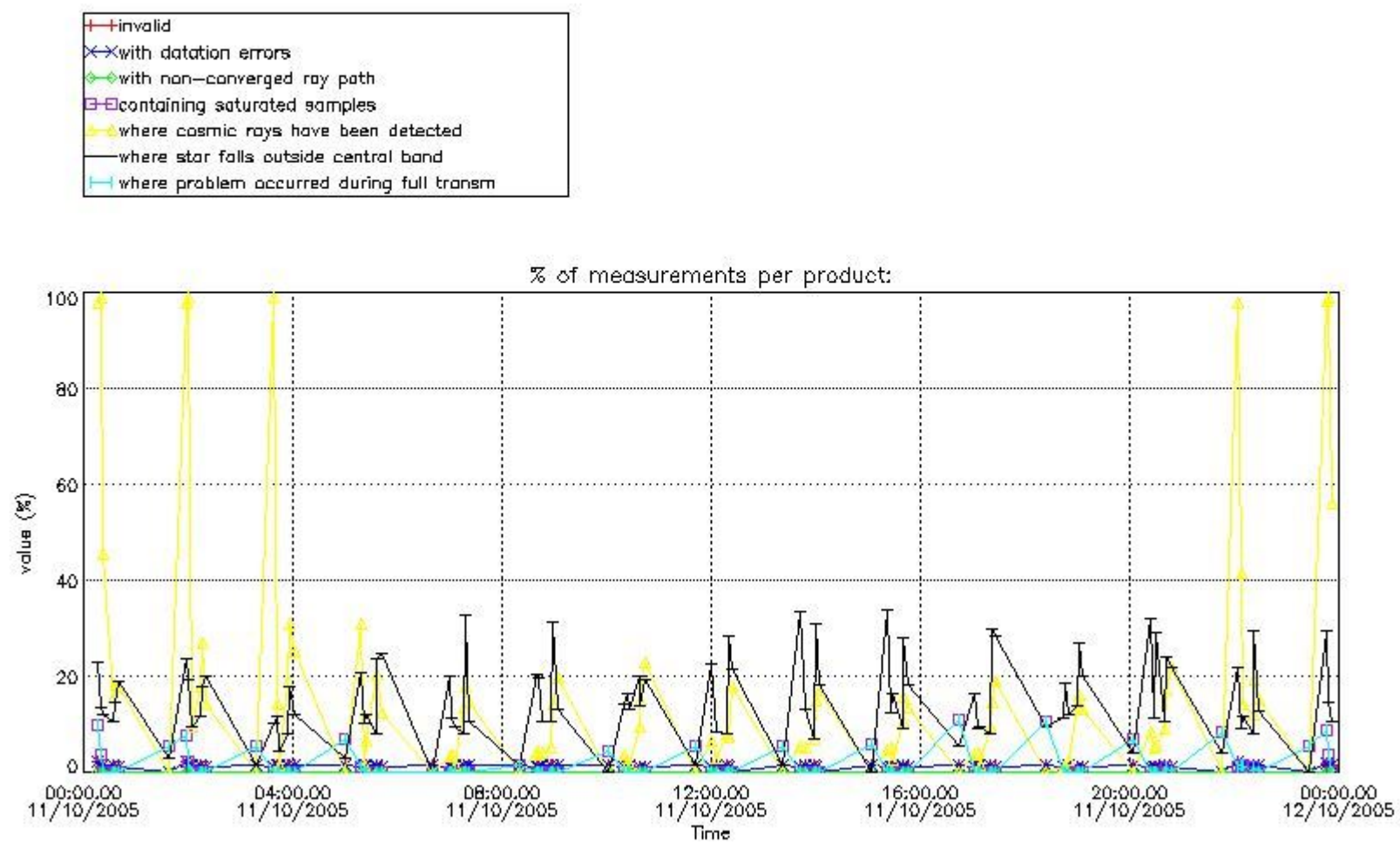


4. Level 1 quality information per product

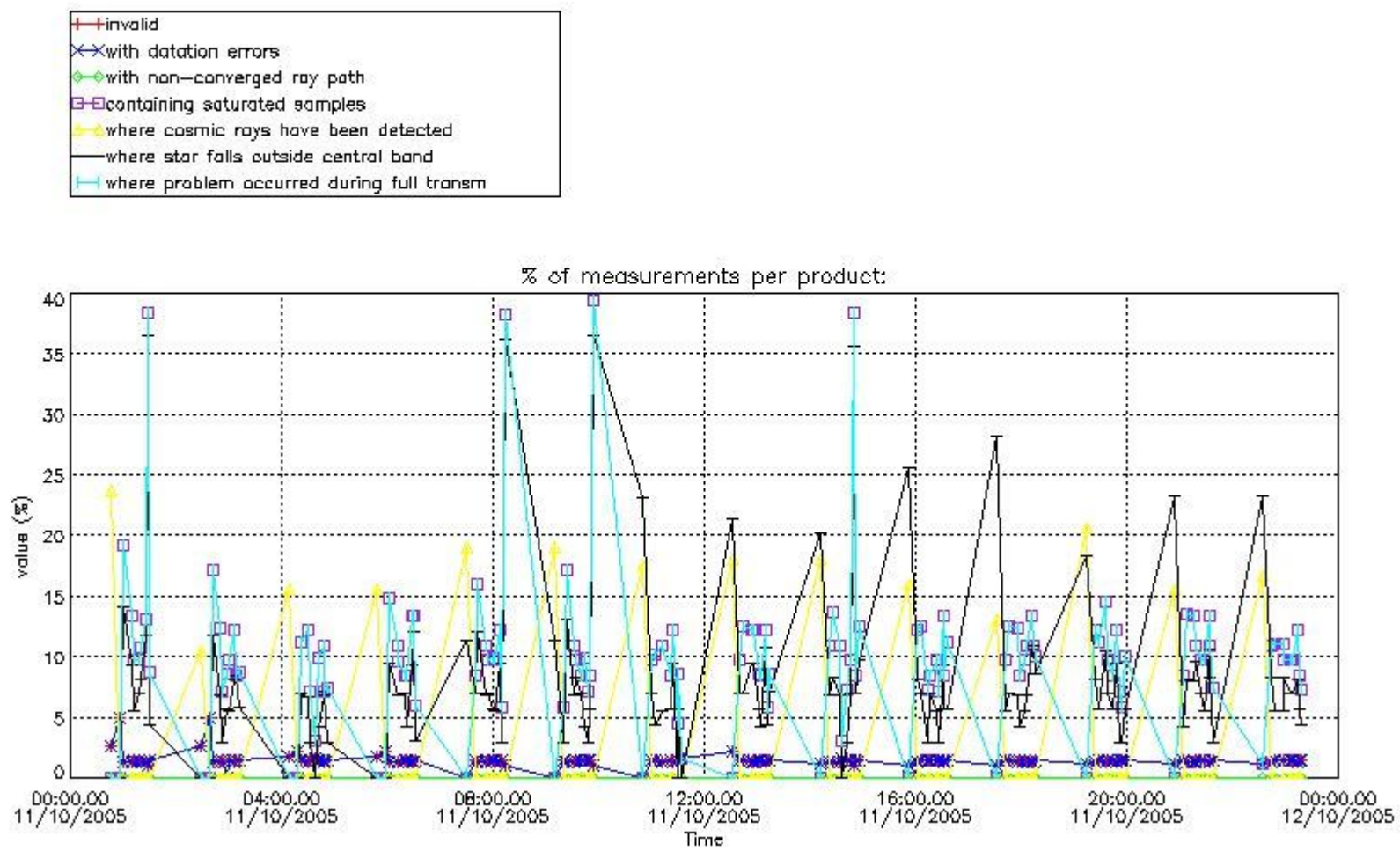
In this section it is plotted some information contained in the Quality Summary data set of the level 2 products that comes from the level 1b processing. Products without errors (error flag in the MPH set to "0") are used.

4.1 Plot quality information per product (time dependant) coming from level 1b processing

4.1.1 Plot level 1 quality information per product (time dependant): ENVISAT ASCENDING passes

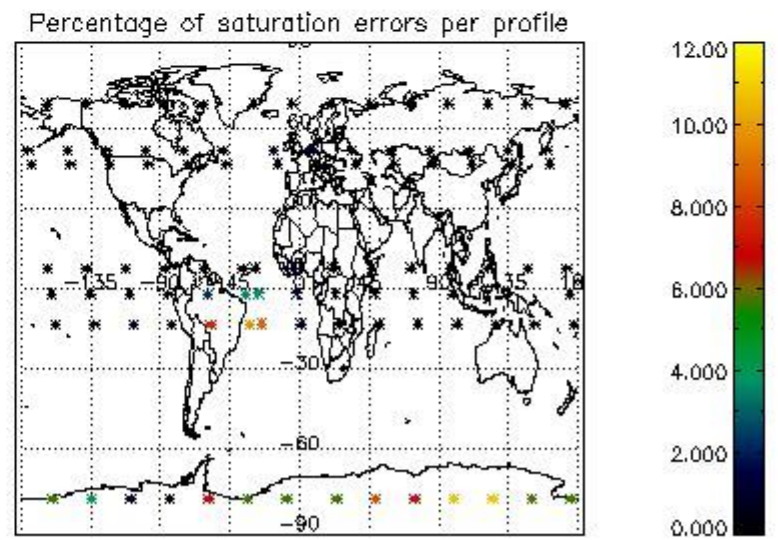
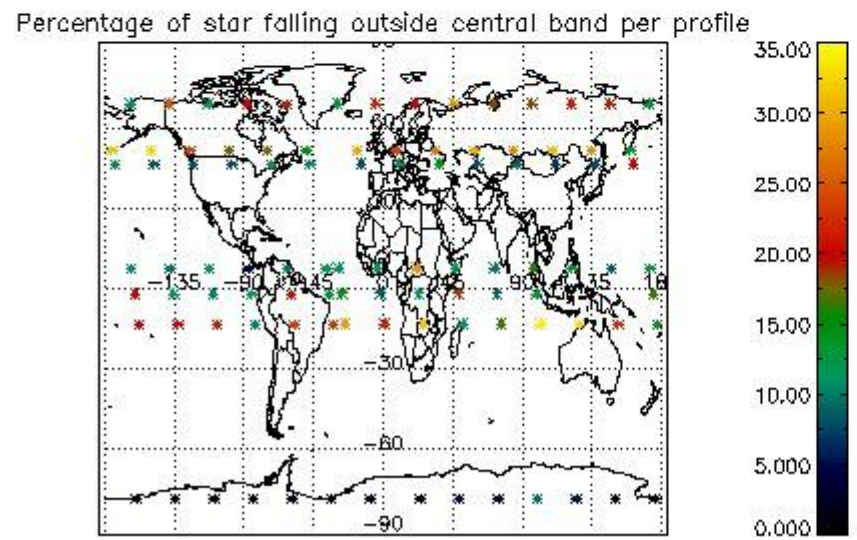
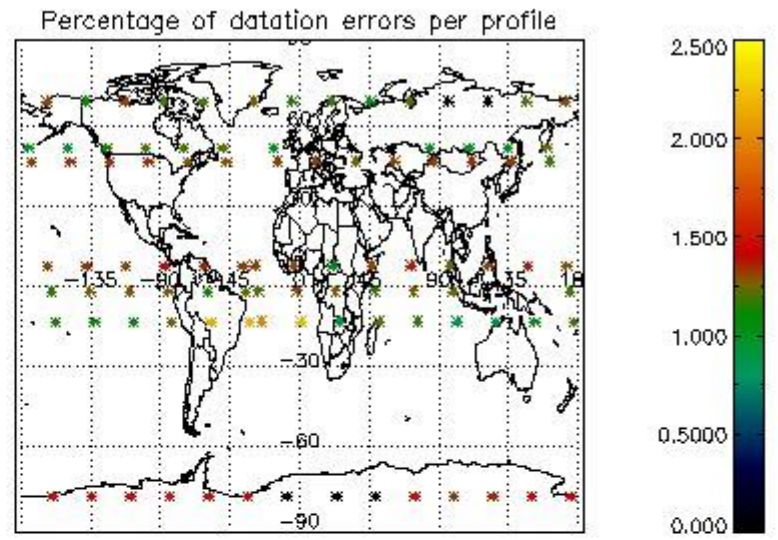
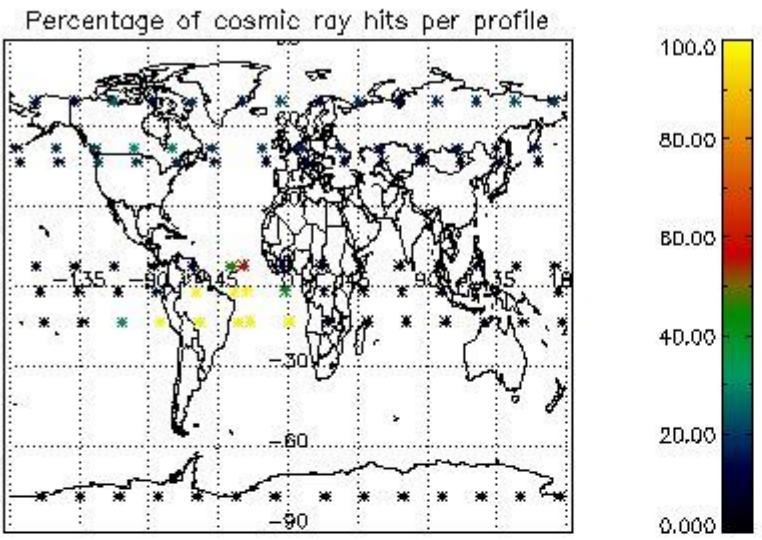


4.1.2 Plot level 1 quality information per product (time dependant): ENVI SAT DESCENDING passes

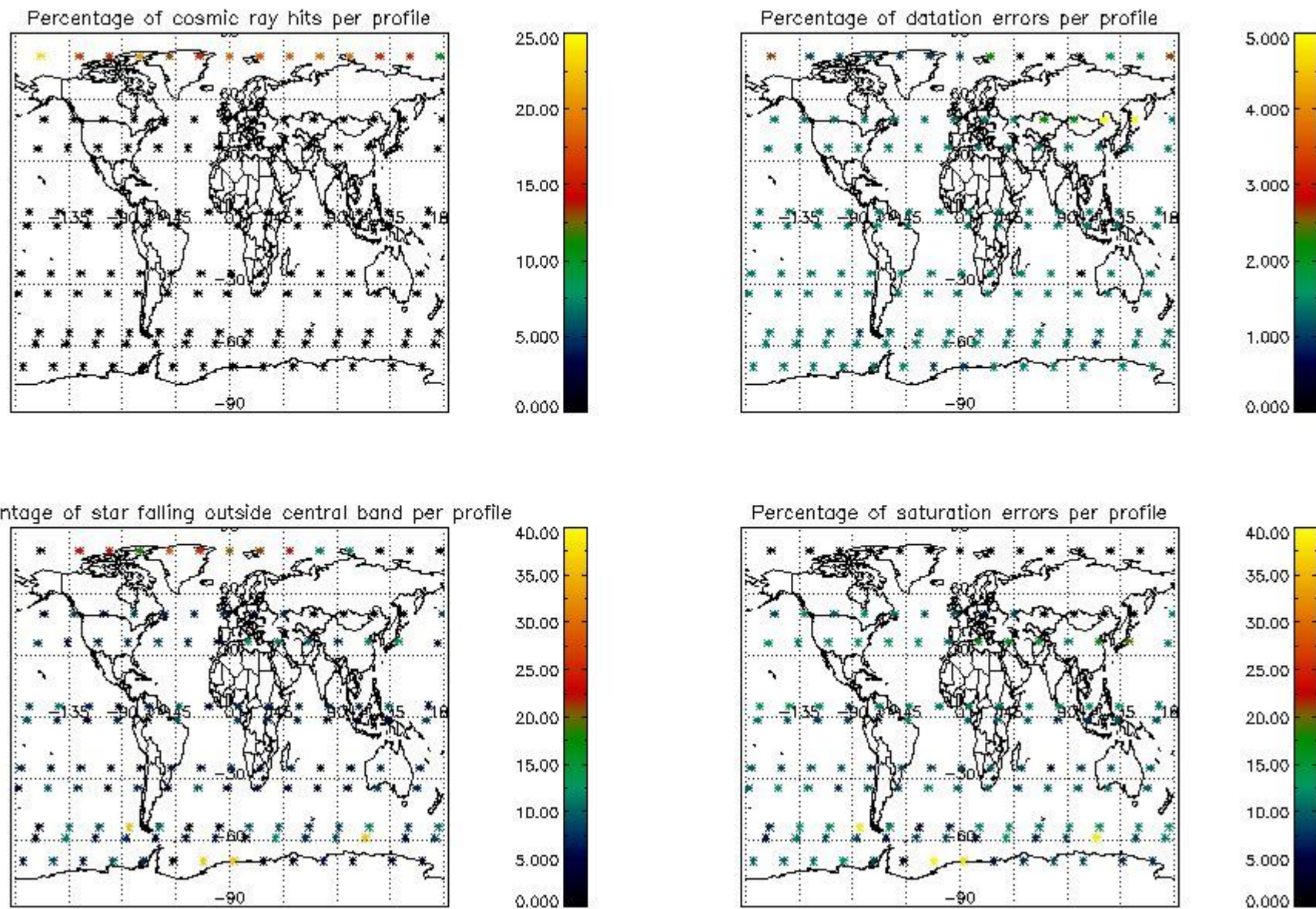


4.2 Plot quality information per product coming from level 1b processing (world map)

4.2.1 Plot level 1 quality information per product (world map): ENVISAT ASCENDING passes



4.2.2 Plot level 1 quality information per product (world map): ENVISAT DESCENDING passes



5. Trace gas profiles

5.1 Ozone statistics based on quality of products

The final quality of the products can be "measured" using the STD (Standard Deviation) attached to every point profile. This information is written to the parameter GOM_NL__2P/NL_LOCAL_SPECIES_DENSITY/o3_std of the level 2 products. The table below shows the statistics for given STD ranges.

The statistics are given with respect to the overall valid production:

- Products without fatal errors: GOM_NL__2P/MPH/PRODUCT_ERR=0
- Valid point profile: GOM_NL__2P/NL_LOCAL_SPECIES_DENSITY/pcd(0)=0

The 'Criteria' is applied to valid points of dark limb products:

- Products in dark limb illumination condition: GOM_NL__2P/NL_SUMMARY_QUALITY/obs_ill_cond=0
- Products without fatal errors: GOM_NL__2P/MPH/PRODUCT_ERR=0
- Valid point profile: GOM_NL__2P/NL_LOCAL_SPECIES_DENSITY/pcd(0)=0

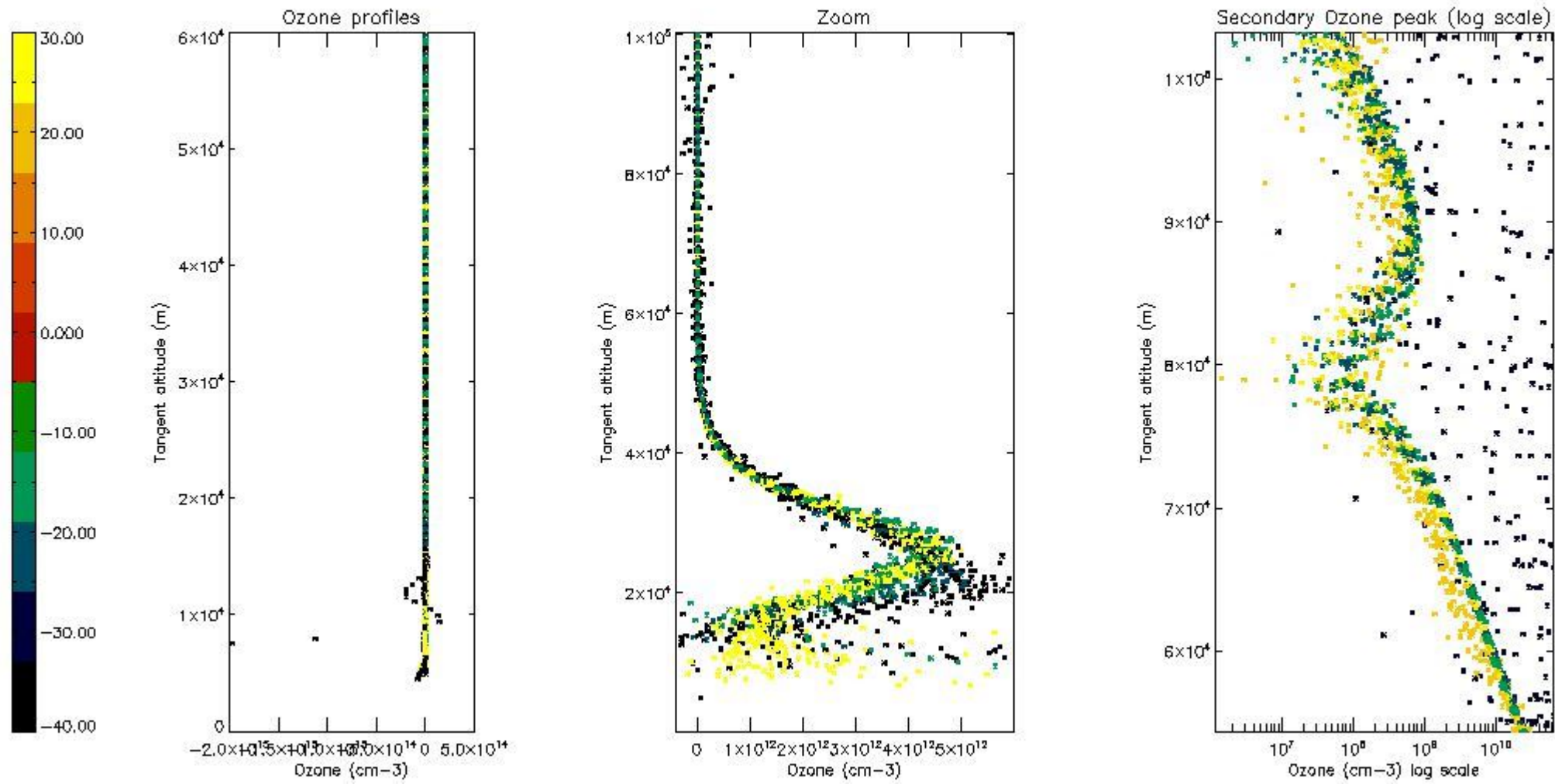
So, the table below shows the percentage of dark limb and valid observations for each criteria with respect to the overall valid daily observations.

Criteria	% of total production
All STD	34
STD < 20	19

STD < 10	15
STD < 5	9

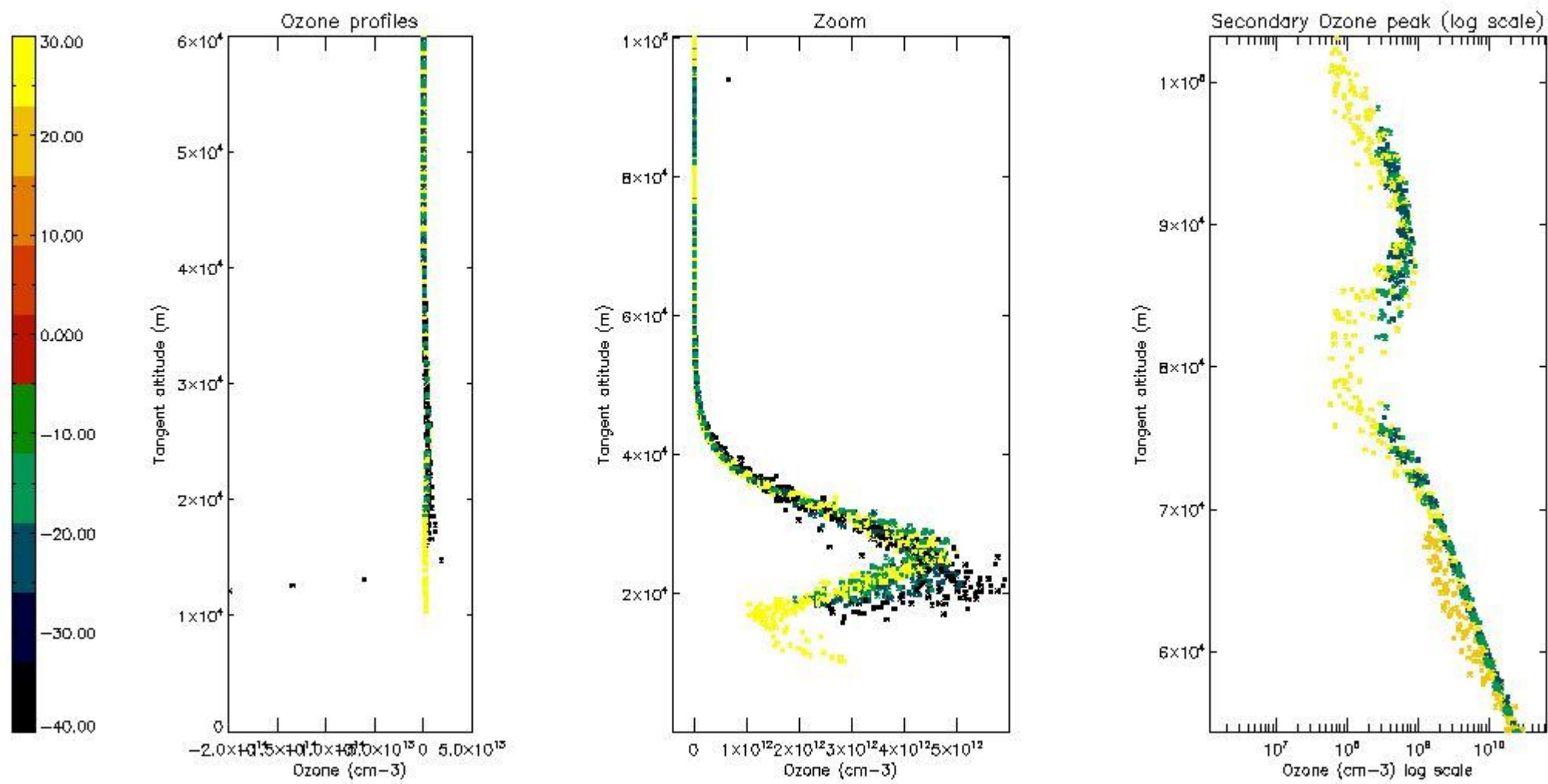
5.2 Plot ozone profiles for all STD (dark without errors)

The colorbar represents the latitude.



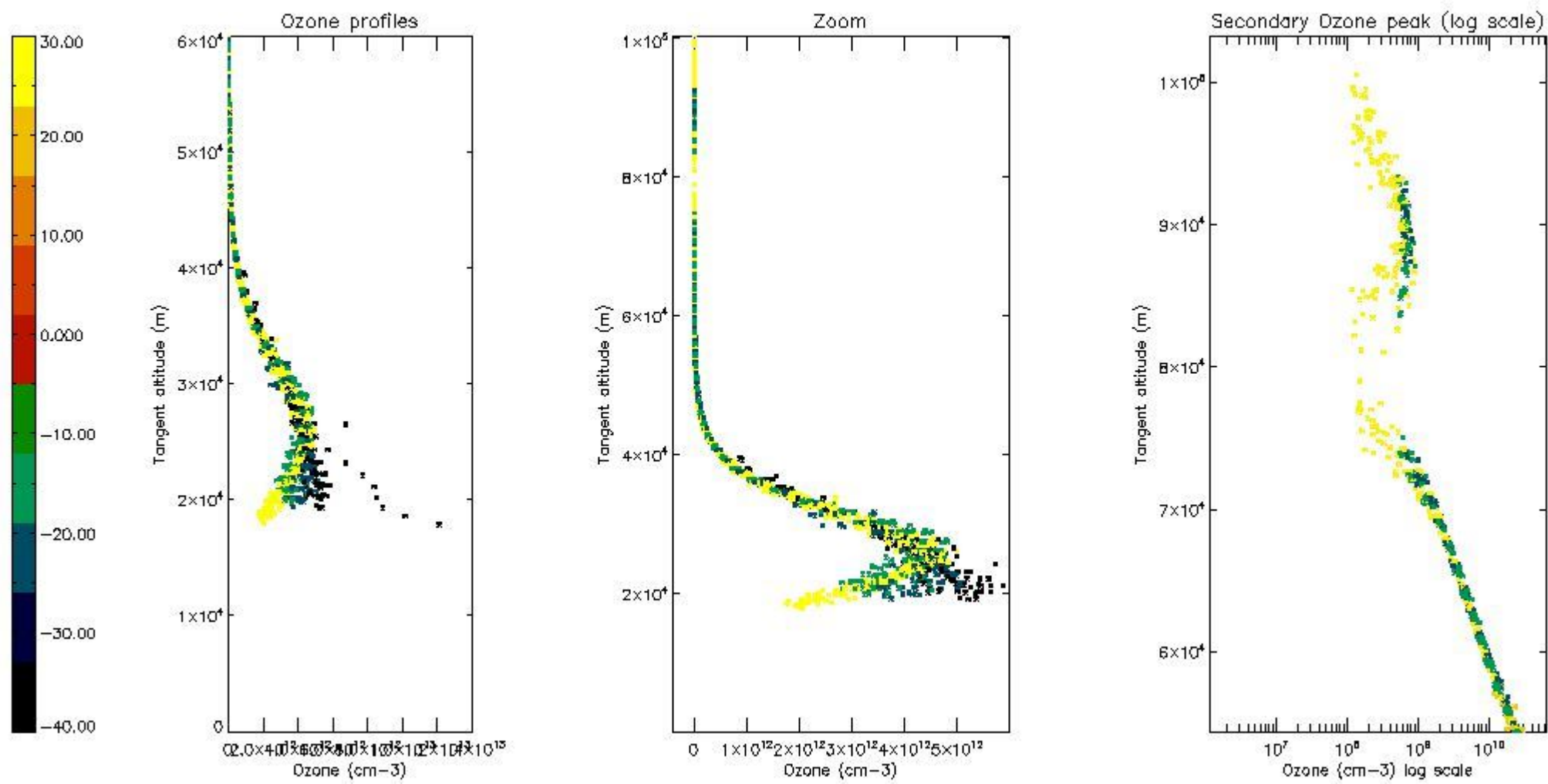
5.3 Plot ozone profiles where STD < 20% (dark without errors)

The colorbar represents the latitude.



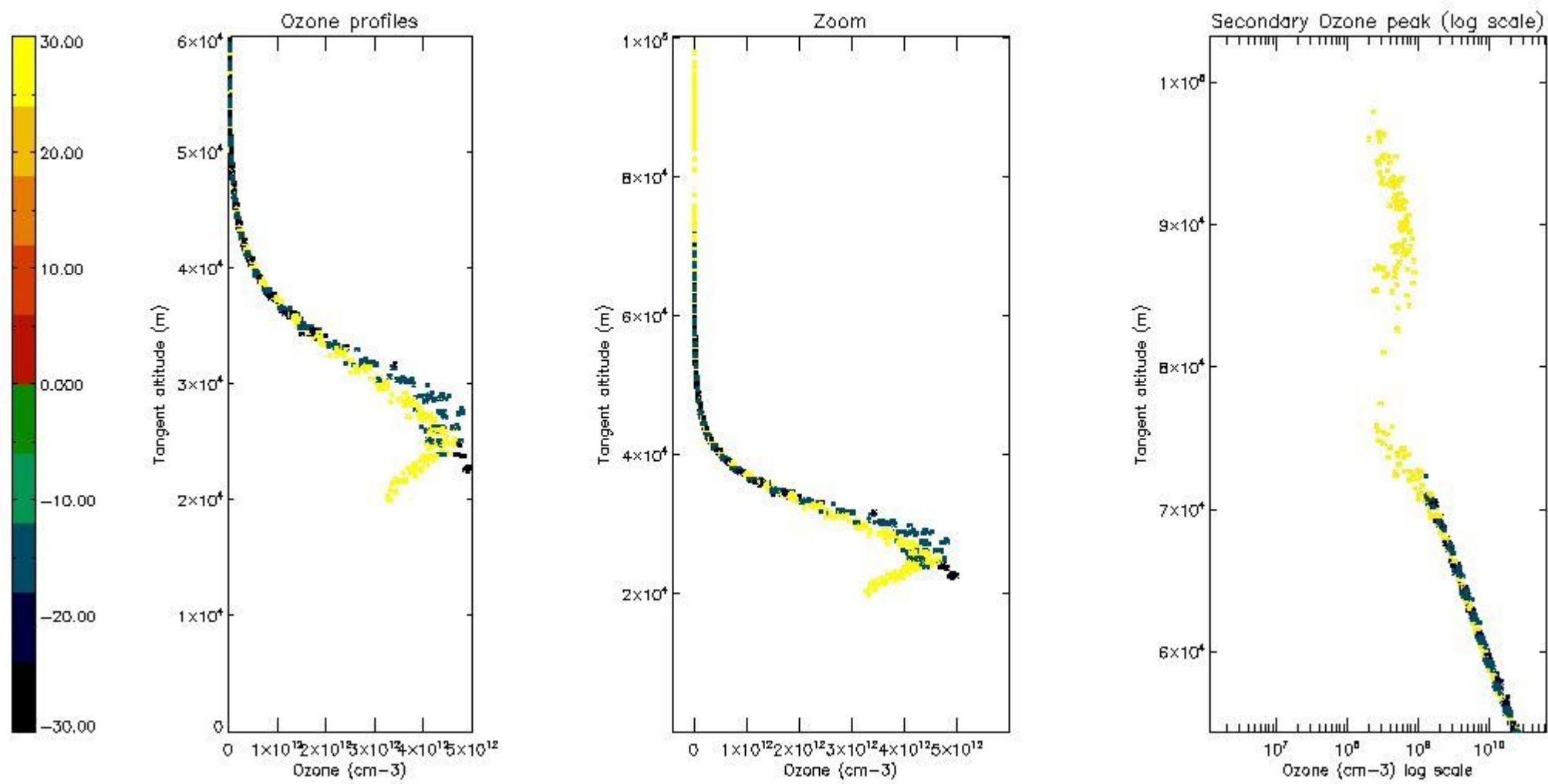
5.4 Plot ozone profiles where STD < 10% (dark without errors)

The colorbar represents the latitude.



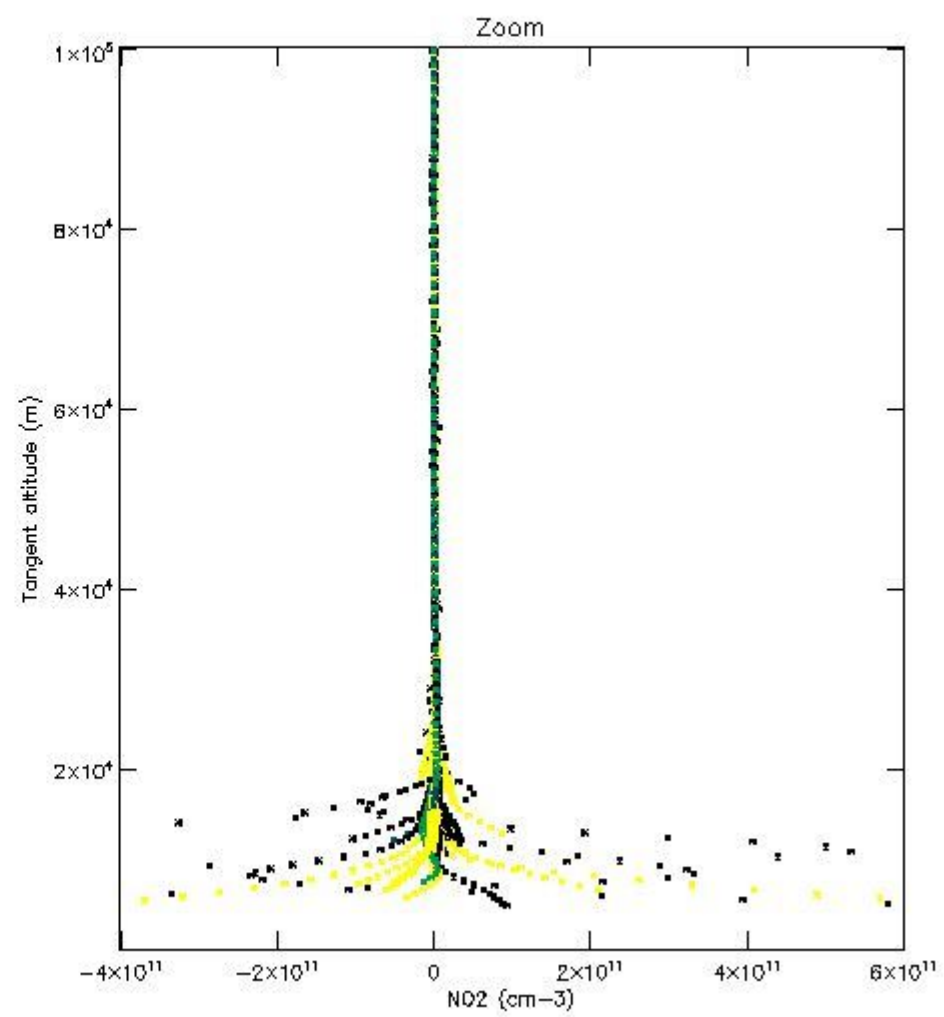
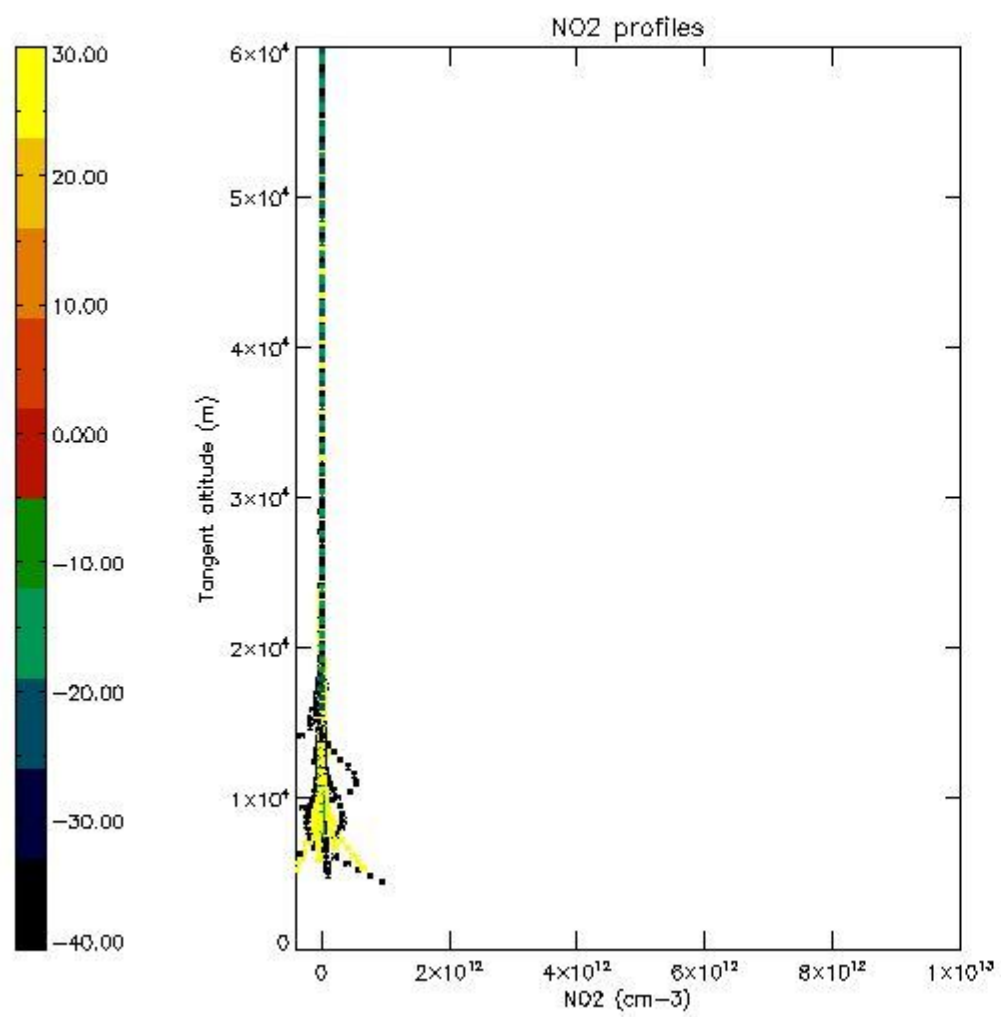
5.5 Plot ozone profiles where STD < 5% (dark without errors)

The colorbar represents the latitude.



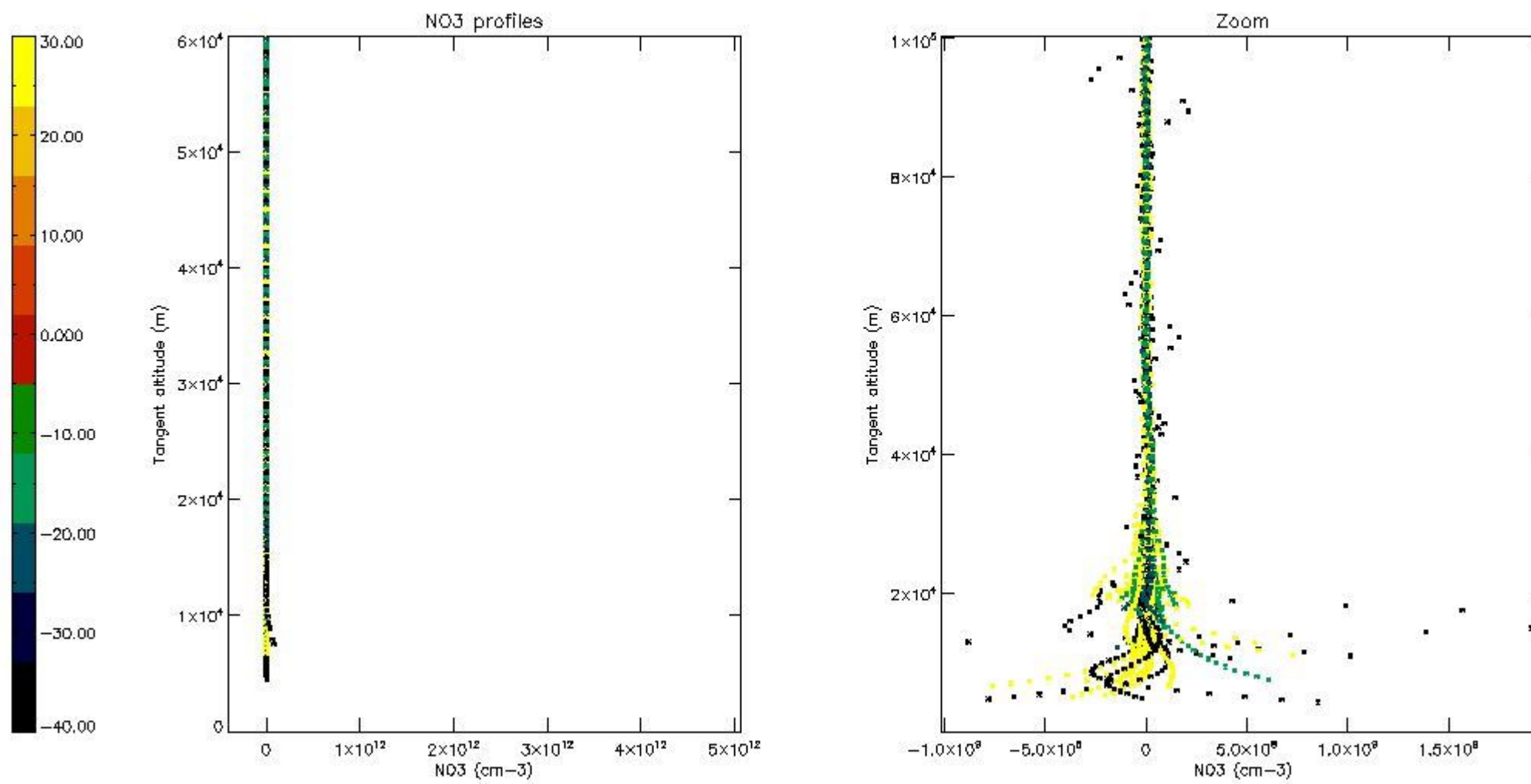
5.6 Plot NO₂ profiles for all STD (dark without errors)

The colorbar represents the latitude.



5.7 Plot NO3 profiles for all STD (dark without errors)

The colorbar represents the latitude.



6. Auxiliary Data Files used for the production reported in section 2

The number reported in the third column indicates since which file (see list in section 2) the corresponding auxiliary file has been used. The fourth column is the date of those product files.

Type	Auxiliary Filename	Used since product	Used since product date
INST_PHYS_CHARACTERISTICS	GOM_INS_AXVIEC20091111_143220_20030716_120000_20500101_000000	1	11-OCT-2005 00:16:43
LEVEL-2_PROC_CONFIG	GOM_PR2_AXVIEC20091111_152718_20020301_000000_20500101_000000	1	11-OCT-2005 00:16:43
CROSS_SECTIONS_FILE	GOM_CRS_AXVIEC20091111_154832_20020301_000000_20500101_000000	1	11-OCT-2005 00:16:43

GOMOS Level 2 Daily Report

SUMMARY

[1. General Info](#)

[2. Summary of processed GOM_NL_2P products](#)

[3. Level 2 Quality information per product](#)

[3.1 Plot of level 2 quality information per product \(time dependant\)](#)

[3.2 Plot of level 2 quality information per product \(world map\)](#)

[4. Level 1 Quality information per product \(stored on level 2 products\)](#)

[4.1 Plot of level 1 quality information per product \(time dependant\)](#)

[4.1.1 Plot of level 1 quality information per product \(time dependant\): ASCENDING](#)

[4.1.2 Plot of level 1 quality information per product \(time dependant\): DESCENDING](#)

[4.2 Plot of level 1 quality information per product \(world map\)](#)

[4.2.1 Plot of level 1 quality information per product \(world map\): ASCENDING](#)

[4.2.2 Plot of level 1 quality information per product \(world map\): DESCENDING](#)

[5. Ozone profiles based on quality statistics and other trace gas profiles](#)

[5.1 Ozone statistics based on quality of products](#)

[5.2 Plot ozone profiles for all STD \(dark without errors\)](#)

[5.3 Plot ozone profiles where STD < 20% \(dark without errors\)](#)

[5.4. Plot ozone profiles where STD < 10% \(dark without errors\)](#)

[5.5. Plot ozone profiles where STD < 5% \(dark without errors\)](#)

[5.6 Plot NO2 profiles for all STD \(dark without errors\)](#)

[5.7 Plot NO3 profiles for all STD \(dark without errors\)](#)

[5.8 Plot H2O profiles \(only for occultations of stars 1,2,3,4,13,14,16,26,63 dark without errors\) for all STD](#)

[6. Auxiliary Data Files used for the production reported in section 2](#)

This report presents the daily analysis on parameters extracted from GOMOS level 2 data (GOM_NL__2P). It is intended to monitor some important parameters that will impact the quality of these products. A list of level 2 products (and content) that have arrived during the reporting day to the PCF is also given.

Item	Value
Time of report generation	18APR2013 11:33:00
Data source version	GOMOS/6.01
Start time of products	11-10-2005 (11OCT2005 00:00:00)
Stop time of products	12-10-2005 (12OCT2005 00:00:00)
Store outputs in DB	Yes
Nb of level 2 prods	238
Nb of prods with errors	0

2. Summary of processed GOM_NL__2P products.

Nr	Filename	UTC Start time	Limb	Duration	Star Id	Star Name	Star Mag	Star Temp	Nb Meas	Orbit	Prod. error
1	GOM_NL__2PRFIN20051011_001643_000000462041_00302_18893_7511.N1	11-OCT-2005 00:16:43	Dark	46.000	65	Lam Vel	2.2040	4400.0	92	18893	No
2	GOM_NL__2PRFIN20051011_001955_000000412041_00302_18893_7512.N1	11-OCT-2005 00:19:55	Dark	40.500	46	Del Vel	1.9540	10600.	81	18893	No
3	GOM_NL__2PRFIN20051011_002238_000000382041_00303_18894_7496.N1	11-OCT-2005 00:22:38	Dark	37.500	29	Bet Car	1.6720	10200.	75	18894	No
4	GOM_NL__2PRFIN20051011_003335_000000392041_00303_18894_7497.N1	11-OCT-2005 00:33:35	Dark	38.500	143	Alp Hyi	2.8570	7200.0	77	18894	No
5	GOM_NL__2PRFIN20051011_003502_000000412041_00303_18894_7498.N1	11-OCT-2005 00:35:02	Dark	41.000	9	Alp Eri	0.45300	24000.	82	18894	No
6	GOM_NL__2PRFIN20051011_004009_000000422041_00303_18894_7499.N1	11-OCT-2005 00:40:09	Straylight	42.000	84	Alp Phe	2.3970	4500.0	84	18894	No
7	GOM_NL__2PRFIN20051011_004649_000000192041_00303_18894_7500.N1	11-OCT-2005 00:46:49	Straylight	19.000	52	16Bet Cet	2.0370	4500.0	38	18894	No
8	GOM_NL__2PRFIN20051011_005639_000000102041_00303_18894_7501.N1	11-OCT-2005 00:56:39	Tw_i_and_stray	10.000	140	88Gam Peg	2.8340	26000.	20	18894	No
9	GOM_NL__2PRFIN20051011_010029_000000392041_00303_18894_7502.N1	11-OCT-2005 01:00:29	Bright	39.000	93	53Bet Peg	2.5200	3100.0	78	18894	No
10	GOM_NL__2PRFIN20051011_010915_000000382041_00303_18894_7503.N1	11-OCT-2005 01:09:15	Bright	37.500	74	11Bet Cas	2.2680	6600.0	75	18894	No
11	GOM_NL__2PRFIN20051011_011107_000000362041_00303_18894_7504.N1	11-OCT-2005 01:11:07	Bright	36.000	89	5Alp Cep	2.4510	8000.0	72	18894	No
12	GOM_NL__2PRFIN20051011_011738_000000362041_00303_18894_7505.N1	11-OCT-2005 01:17:38	Bright	36.000	49	1Alp UMi	1.9900	6300.0	72	18894	No
13	GOM_NL__2PRFIN20051011_012021_000000372041_00303_18894_7506.N1	11-OCT-2005 01:20:21	Bright	37.000	60	7Bet UMi	2.0810	3950.0	74	18894	No
14	GOM_NL__2PRFIN20051011_012549_000000382041_00303_18894_7507.N1	11-OCT-2005 01:25:49	Bright	38.000	36	50Alp UMa	1.8000	6300.0	76	18894	No
15	GOM_NL__2PRFIN20051011_012721_000000522041_00303_18894_7508.N1	11-OCT-2005 01:27:21	Bright	52.000	82	48Bet UMa	2.3650	10600.	104	18894	No
16	GOM_NL__2PRFIN20051011_013041_000000352041_00303_18894_7509.N1	11-OCT-2005 01:30:41	Bright	34.500	174	52Psi UMa	3.0040	4400.0	69	18894	No
17	GOM_NL__2PRFIN20051011_013812_000000362041_00303_18894_7510.N1	11-OCT-2005 01:38:12	Bright	35.500	51	41Gam1Leo	2.0100	4500.0	71	18894	No
18	GOM_NL__2PRFIN20051011_015720_000000472041_00303_18894_7511.N1	11-OCT-2005 01:57:20	Dark	46.500	65	Lam Vel	2.2040	4400.0	93	18894	No
19	GOM_NL__2PRFIN20051011_020031_000000442041_00303_18894_7512.N1	11-OCT-2005 02:00:31	Dark	44.000	46	Del Vel	1.9540	10600.	88	18894	No
20	GOM_NL__2PRFIN20051011_020314_000000372041_00304_18895_7496.N1	11-OCT-2005 02:03:14	Dark	37.000	29	Bet Car	1.6720	10200.	74	18895	No
21	GOM_NL__2PRFIN20051011_021411_000000392041_00304_18895_7497.N1	11-OCT-2005 02:14:11	Dark	39.000	143	Alp Hyi	2.8570	7200.0	78	18895	No
22	GOM_NL__2PRFIN20051011_021538_000000432041_00304_18895_7498.N1	11-OCT-2005 02:15:38	Dark	42.500	9	Alp Eri	0.45300	24000.	85	18895	No
23	GOM_NL__2PRFIN20051011_022045_000000432041_00304_18895_7499.N1	11-OCT-2005 02:20:45	Straylight	42.500	84	Alp Phe	2.3970	4500.0	85	18895	No
24	GOM_NL__2PRFIN20051011_022725_000000192041_00304_18895_7500.N1	11-OCT-2005 02:27:25	Straylight	19.000	52	16Bet Cet	2.0370	4500.0	38	18895	No
25	GOM_NL__2PRFIN20051011_023715_000000102041_00304_18895_7501.N1	11-OCT-2005 02:37:15	Tw_i_and_stray	10.000	140	88Gam Peg	2.8340	26000.	20	18895	No
26	GOM_NL__2PRFIN20051011_024105_000000382041_00304_18895_7502.N1	11-OCT-2005 02:41:05	Bright	38.000	93	53Bet Peg	2.5200	3100.0	76	18895	No
27	GOM_NL__2PRFIN20051011_024950_000000372041_00304_18895_7503.N1	11-OCT-2005 02:49:50	Bright	36.500	74	11Bet Cas	2.2680	6600.0	73	18895	No
28	GOM_NL__2PRFIN20051011_025143_000000352041_00304_18895_7504.N1	11-OCT-2005 02:51:43	Bright	35.000	89	5Alp Cep	2.4510	8000.0	70	18895	No
29	GOM_NL__2PRFIN20051011_025814_000000352041_00304_18895_7505.N1	11-OCT-2005 02:58:14	Bright	35.000	49	1Alp UMi	1.9900	6300.0	70	18895	No
30	GOM_NL__2PRFIN20051011_030057_000000362041_00304_18895_7506.N1	11-OCT-2005 03:00:57	Bright	36.000	60	7Bet UMi	2.0810	3950.0	72	18895	No
31	GOM_NL__2PRFIN20051011_030625_000000372041_00304_18895_7507.N1	11-OCT-2005 03:06:25	Bright	37.000	36	50Alp UMa	1.8000	6300.0	74	18895	No
32	GOM_NL__2PRFIN20051011_030757_000000362041_00304_18895_7508.N1	11-OCT-2005 03:07:57	Bright	35.500	82	48Bet UMa	2.3650	10600.	71	18895	No
33	GOM_NL__2PRFIN20051011_031117_000000352041_00304_18895_7509.N1	11-OCT-2005 03:11:17	Bright	34.500	174	52Psi UMa	3.0040	4400.0	69	18895	No
34	GOM_NL__2PRFIN20051011_031848_000000362041_00304_18895_7510.N1	11-OCT-2005 03:18:48	Bright	36.000	51	41Gam1Leo	2.0100	4500.0	72	18895	No
35	GOM_NL__2PRFIN20051011_033756_000000402041_00304_18895_7511.N1	11-OCT-2005 03:37:56	Dark	39.500	65	Lam Vel	2.2040	4400.0	79	18895	No
36	GOM_NL__2PRFIN20051011_034108_000000392041_00304_18895_7512.N1	11-OCT-2005 03:41:08	Dark	39.000	46	Del Vel	1.9540	10600.	78	18895	No
37	GOM_NL__2PRFIN20051011_034350_000000352041_00305_18896_7496.N1	11-OCT-2005 03:43:50	Dark	35.000	29	Bet Car	1.6720	10200.	70	18896	No
38	GOM_NL__2PRFIN20051011_035447_000000372041_00305_18896_7497.N1	11-OCT-2005 03:54:47	Dark	37.000	143	Alp Hyi	2.8570	7200.0	74	18896	No
39	GOM_NL__2PRFIN20051011_035614_000000422041_00305_18896_7498.N1	11-OCT-2005 03:56:14	Dark	42.000	9	Alp Eri	0.45300	24000.	84	18896	No
40	GOM_NL__2PRFIN20051011_040122_000000382041_00305_18896_7499.N1	11-OCT-2005 04:01:22	Straylight	38.000	84	Alp Phe	2.3970	4500.0	76	18896	No
41	GOM_NL__2PRFIN20051011_040801_000000292041_00305_18896_7500.N1	11-OCT-2005 04:08:01	Straylight	29.000	52	16Bet Cet	2.0370	4500.0	58	18896	No
42	GOM_NL__2PRFIN20051011_041751_000000232041_00305_18896_7501.N1	11-OCT-2005 04:17:51	Tw_i_and_stray	23.000	140	88Gam Peg	2.8340	26000.	46	18896	No

43	GOM_NL__2PRFIN20051011_042142_000000362041_00305_18896_7502.N1	11-OCT-2005 04:21:42	Bright	35.500	93	53Bet Peg	2.5200	3100.0	71	18896	No
44	GOM_NL__2PRFIN20051011_043026_000000372041_00305_18896_7503.N1	11-OCT-2005 04:30:26	Bright	37.000	74	11Bet Cas	2.2680	6600.0	74	18896	No
45	GOM_NL__2PRFIN20051011_043219_000000352041_00305_18896_7504.N1	11-OCT-2005 04:32:19	Bright	35.000	89	5Alp Cep	2.4510	8000.0	70	18896	No
46	GOM_NL__2PRFIN20051011_043850_000000332041_00305_18896_7505.N1	11-OCT-2005 04:38:50	Bright	32.500	49	1Alp UMi	1.9900	6300.0	65	18896	No
47	GOM_NL__2PRFIN20051011_044134_000000362041_00305_18896_7506.N1	11-OCT-2005 04:41:34	Bright	35.500	60	7Bet UMi	2.0810	3950.0	71	18896	No
48	GOM_NL__2PRFIN20051011_044701_000000372041_00305_18896_7507.N1	11-OCT-2005 04:47:01	Bright	36.500	36	50Alp UMa	1.8000	6300.0	73	18896	No
49	GOM_NL__2PRFIN20051011_044833_000000352041_00305_18896_7508.N1	11-OCT-2005 04:48:33	Bright	35.000	82	48Bet UMa	2.3650	10600.	70	18896	No
50	GOM_NL__2PRFIN20051011_045153_000000342041_00305_18896_7509.N1	11-OCT-2005 04:51:53	Bright	34.000	174	52Psi UMa	3.0040	4400.0	68	18896	No
51	GOM_NL__2PRFIN20051011_045924_000000372041_00305_18896_7510.N1	11-OCT-2005 04:59:24	Bright	36.500	51	41Gam1Leo	2.0100	4500.0	73	18896	No
52	GOM_NL__2PRFIN20051011_051833_000000462041_00305_18896_7511.N1	11-OCT-2005 05:18:33	Dark	45.500	65	Lam Vel	2.2040	4400.0	91	18896	No
53	GOM_NL__2PRFIN20051011_052144_000000392041_00305_18896_7512.N1	11-OCT-2005 05:21:44	Dark	39.000	46	Del Vel	1.9540	10600.	78	18896	No
54	GOM_NL__2PRFIN20051011_052426_000000382041_00306_18897_7496.N1	11-OCT-2005 05:24:26	Dark	38.000	29	Bet Car	1.6720	10200.	76	18897	No
55	GOM_NL__2PRFIN20051011_053524_000000372041_00306_18897_7497.N1	11-OCT-2005 05:35:24	Dark	37.000	143	Alp Hyi	2.8570	7200.0	74	18897	No
56	GOM_NL__2PRFIN20051011_053651_000000452041_00306_18897_7498.N1	11-OCT-2005 05:36:51	Dark	44.500	9	Alp Eri	0.45300	24000.	89	18897	No
57	GOM_NL__2PRFIN20051011_054158_000000452041_00306_18897_7499.N1	11-OCT-2005 05:41:58	Straylight	44.500	84	Alp Phe	2.3970	4500.0	89	18897	No
58	GOM_NL__2PRFIN20051011_054838_000000292041_00306_18897_7500.N1	11-OCT-2005 05:48:38	Straylight	29.000	52	16Bet Cet	2.0370	4500.0	58	18897	No
59	GOM_NL__2PRFIN20051011_055827_000000232041_00306_18897_7501.N1	11-OCT-2005 05:58:27	Tw_i_and_stray	23.000	140	88Gam Peg	2.8340	26000.	46	18897	No
60	GOM_NL__2PRFIN20051011_060218_000000372041_00306_18897_7502.N1	11-OCT-2005 06:02:18	Bright	37.000	93	53Bet Peg	2.5200	3100.0	74	18897	No
61	GOM_NL__2PRFIN20051011_061102_000000372041_00306_18897_7503.N1	11-OCT-2005 06:11:02	Bright	36.500	74	11Bet Cas	2.2680	6600.0	73	18897	No
62	GOM_NL__2PRFIN20051011_061256_000000372041_00306_18897_7504.N1	11-OCT-2005 06:12:56	Bright	36.500	89	5Alp Cep	2.4510	8000.0	73	18897	No
63	GOM_NL__2PRFIN20051011_061926_000000362041_00306_18897_7505.N1	11-OCT-2005 06:19:26	Bright	35.500	49	1Alp UMi	1.9900	6300.0	71	18897	No
64	GOM_NL__2PRFIN20051011_062210_000000362041_00306_18897_7506.N1	11-OCT-2005 06:22:10	Bright	35.500	60	7Bet UMi	2.0810	3950.0	71	18897	No
65	GOM_NL__2PRFIN20051011_062737_000000382041_00306_18897_7507.N1	11-OCT-2005 06:27:37	Bright	37.500	36	50Alp UMa	1.8000	6300.0	75	18897	No
66	GOM_NL__2PRFIN20051011_062909_000000382041_00306_18897_7508.N1	11-OCT-2005 06:29:09	Bright	37.500	82	48Bet UMa	2.3650	10600.	75	18897	No
67	GOM_NL__2PRFIN20051011_063229_000000342041_00306_18897_7509.N1	11-OCT-2005 06:32:29	Bright	33.500	174	52Psi UMa	3.0040	4400.0	67	18897	No
68	GOM_NL__2PRFIN20051011_064001_000000342041_00306_18897_7510.N1	11-OCT-2005 06:40:01	Bright	33.500	51	41Gam1Leo	2.0100	4500.0	67	18897	No
69	GOM_NL__2PRFIN20051011_065909_000000452041_00306_18897_7511.N1	11-OCT-2005 06:59:09	Dark	45.000	65	Lam Vel	2.2040	4400.0	90	18897	No
70	GOM_NL__2PRFIN20051011_070221_000000402041_00306_18897_7512.N1	11-OCT-2005 07:02:21	Dark	39.500	46	Del Vel	1.9540	10600.	79	18897	No
71	GOM_NL__2PRFIN20051011_070502_000000372041_00307_18898_7496.N1	11-OCT-2005 07:05:02	Dark	37.000	29	Bet Car	1.6720	10200.	74	18898	No
72	GOM_NL__2PRFIN20051011_071600_000000372041_00307_18898_7497.N1	11-OCT-2005 07:16:00	Dark	37.000	143	Alp Hyi	2.8570	7200.0	74	18898	No
73	GOM_NL__2PRFIN20051011_071727_000000512041_00307_18898_7498.N1	11-OCT-2005 07:17:27	Dark	50.500	9	Alp Eri	0.45300	24000.	101	18898	No
74	GOM_NL__2PRFIN20051011_072234_000000382041_00307_18898_7499.N1	11-OCT-2005 07:22:34	Straylight	38.000	84	Alp Phe	2.3970	4500.0	76	18898	No
75	GOM_NL__2PRFIN20051011_072914_000000402041_00307_18898_7500.N1	11-OCT-2005 07:29:14	Straylight	39.500	52	16Bet Cet	2.0370	4500.0	79	18898	No
76	GOM_NL__2PRFIN20051011_073903_000000362041_00307_18898_7501.N1	11-OCT-2005 07:39:03	Bright	35.500	140	88Gam Peg	2.8340	26000.	71	18898	No
77	GOM_NL__2PRFIN20051011_074254_000000382041_00307_18898_7502.N1	11-OCT-2005 07:42:54	Bright	37.500	93	53Bet Peg	2.5200	3100.0	75	18898	No
78	GOM_NL__2PRFIN20051011_075138_000000372041_00307_18898_7503.N1	11-OCT-2005 07:51:38	Bright	36.500	74	11Bet Cas	2.2680	6600.0	73	18898	No
79	GOM_NL__2PRFIN20051011_075332_000000362041_00307_18898_7504.N1	11-OCT-2005 07:53:32	Bright	36.000	89	5Alp Cep	2.4510	8000.0	72	18898	No
80	GOM_NL__2PRFIN20051011_080002_000000362041_00307_18898_7505.N1	11-OCT-2005 08:00:02	Bright	35.500	49	1Alp UMi	1.9900	6300.0	71	18898	No
81	GOM_NL__2PRFIN20051011_080246_000000362041_00307_18898_7506.N1	11-OCT-2005 08:02:46	Bright	36.000	60	7Bet UMi	2.0810	3950.0	72	18898	No
82	GOM_NL__2PRFIN20051011_080813_000000372041_00307_18898_7507.N1	11-OCT-2005 08:08:13	Bright	37.000	36	50Alp UMa	1.8000	6300.0	74	18898	No
83	GOM_NL__2PRFIN20051011_080945_000000342041_00307_18898_7508.N1	11-OCT-2005 08:09:45	Bright	34.000	82	48Bet UMa	2.3650	10600.	68	18898	No
84	GOM_NL__2PRFIN20051011_081305_000000512041_00307_18898_7509.N1	11-OCT-2005 08:13:05	Bright	51.000	174	52Psi UMa	3.0040	4400.0	102	18898	No
85	GOM_NL__2PRFIN20051011_082037_000000352041_00307_18898_7510.N1	11-OCT-2005 08:20:37	Bright	34.500	51	41Gam1Leo	2.0100	4500.0	69	18898	No
86	GOM_NL__2PRFIN20051011_083946_000000452041_00307_18898_7511.N1	11-OCT-2005 08:39:46	Dark	44.500	65	Lam Vel	2.2040	4400.0	89	18898	No
87	GOM_NL__2PRFIN20051011_084257_000000432041_00307_18898_7512.N1	11-OCT-2005 08:42:57	Dark	43.000	46	Del Vel	1.9540	10600.	86	18898	No
88	GOM_NL__2PRFIN20051011_084539_000000382041_00308_18899_7498.N1	11-OCT-2005 08:45:39	Dark	37.500	29	Bet Car	1.6720	10200.	75	18899	No
89	GOM_NL__2PRFIN20051011_085636_000000382041_00308_18899_7499.N1	11-OCT-2005 08:56:36	Dark	38.000	143	Alp Hyi	2.8570	7200.0	76	18899	No
90	GOM_NL__2PRFIN20051011_085803_000000502041_00308_18899_7500.N1	11-OCT-2005 08:58:03	Dark	49.500	9	Alp Eri	0.45300	24000.	99	18899	No
91	GOM_NL__2PRFIN20051011_090310_000000392041_00308_18899_7501.N1	11-OCT-2005 09:03:10	Straylight	38.500	84	Alp Phe	2.3970	4500.0	77	18899	No
92	GOM_NL__2PRFIN20051011_090950_000000402041_00308_18899_7502.N1	11-OCT-2005 09:09:50	Straylight	39.500	52	16Bet Cet	2.0370	4500.0	79	18899	No
93	GOM_NL__2PRFIN20051011_091938_000000352041_00308_18899_7503.N1	11-OCT-2005 09:19:38	Bright	34.500	140	88Gam Peg	2.8340	26000.	69	18899	No
94	GOM_NL__2PRFIN20051011_092330_000000382041_00308_18899_7504.N1	11-OCT-2005 09:23:30	Bright	38.000	93	53Bet Peg	2.5200	3100.0	76	18899	No
95	GOM_NL__2PRFIN20051011_093214_000000372041_00308_18899_7505.N1	11-OCT-2005 09:32:14	Bright	36.500	74	11Bet Cas	2.2680	6600.0	73	18899	No
96	GOM_NL__2PRFIN20051011_093408_000000362041_00308_18899_7506.N1	11-OCT-2005 09:34:08	Bright	36.000	89	5Alp Cep	2.4510	8000.0	72	18899	No
97	GOM_NL__2PRFIN20051011_094038_000000362041_00308_18899_7507.N1	11-OCT-2005 09:40:38	Bright	35.500	49	1Alp UMi	1.9900	6300.0	71	18899	No
98	GOM_NL__2PRFIN20051011_094322_000000362041_00308_18899_7508.N1	11-OCT-2005 09:43:22	Bright	35.500	60	7Bet UMi	2.0810	3950.0	71	18899	No
99	GOM_NL__2PRFIN20051011_094849_000000352041_00308_18899_7509.N1	11-OCT-2005 09:48:49	Bright	35.000	36	50Alp UMa	1.8000	6300.0	70	18899	No
100	GOM_NL__2PRFIN20051011_095021_000000362041_00308_18899_7510.N1	11-OCT-2005 09:50:21	Bright	35.500	82	48Bet UMa	2.3650	10600.	71	18899	No
101	GOM_NL__2PRFIN20051011_095341_000000522041_00308_18899_7511.N1	11-OCT-2005 09:53:41	Bright	52.000	174	52Psi UMa	3.0040	4400.0	104	18899	No

102	GOM_NL__2PRFIN20051011_100113_000000362041_00308_18899_7512.N1	11-OCT-2005 10:01:13	Bright	35.500	51	41Gam1Leo	2.0100	4500.0	71	18899	No
103	GOM_NL__2PRFIN20051011_102022_000000422041_00308_18899_7513.N1	11-OCT-2005 10:20:22	Dark	42.000	65	Lam Vel	2.2040	4400.0	84	18899	No
104	GOM_NL__2PRFIN20051011_102334_000000432041_00308_18899_7514.N1	11-OCT-2005 10:23:34	Dark	42.500	46	Del Vel	1.9540	10600.	85	18899	No
105	GOM_NL__2PRFIN20051011_102615_000000392041_00309_18900_7518.N1	11-OCT-2005 10:26:15	Dark	38.500	29	Bet Car	1.6720	10200.	77	18900	No
106	GOM_NL__2PRFIN20051011_103712_000000432041_00309_18900_7519.N1	11-OCT-2005 10:37:12	Dark	42.500	143	Alp Hyi	2.8570	7200.0	85	18900	No
107	GOM_NL__2PRFIN20051011_103839_000000402041_00309_18900_7520.N1	11-OCT-2005 10:38:39	Dark	40.000	9	Alp Eri	0.45300	24000.	80	18900	No
108	GOM_NL__2PRFIN20051011_104346_000000422041_00309_18900_7521.N1	11-OCT-2005 10:43:46	Straylight	41.500	84	Alp Phe	2.3970	4500.0	83	18900	No
109	GOM_NL__2PRFIN20051011_105026_000000462041_00309_18900_7522.N1	11-OCT-2005 10:50:26	Straylight	45.500	52	16Bet Cet	2.0370	4500.0	91	18900	No
110	GOM_NL__2PRFIN20051011_110014_000000362041_00309_18900_7523.N1	11-OCT-2005 11:00:14	Bright	36.000	140	88Gam Peg	2.8340	26000.	72	18900	No
111	GOM_NL__2PRFIN20051011_110406_000000352041_00309_18900_7524.N1	11-OCT-2005 11:04:06	Bright	34.500	93	53Bet Peg	2.5200	3100.0	69	18900	No
112	GOM_NL__2PRFIN20051011_111250_000000372041_00309_18900_7525.N1	11-OCT-2005 11:12:50	Bright	36.500	74	11Bet Cas	2.2680	6600.0	73	18900	No
113	GOM_NL__2PRFIN20051011_112114_000000362041_00309_18900_7526.N1	11-OCT-2005 11:21:14	Bright	35.500	49	1Alp UMi	1.9900	6300.0	71	18900	No
114	GOM_NL__2PRFIN20051011_112359_000000372041_00309_18900_7527.N1	11-OCT-2005 11:23:59	Bright	37.000	60	7Bet UMi	2.0810	3950.0	74	18900	No
115	GOM_NL__2PRFIN20051011_112925_000000342041_00309_18900_7528.N1	11-OCT-2005 11:29:25	Bright	33.500	36	50Alp UMa	1.8000	6300.0	67	18900	No
116	GOM_NL__2PRFIN20051011_113057_000000352041_00309_18900_7529.N1	11-OCT-2005 11:30:57	Bright	35.000	82	48Bet UMa	2.3650	10600.	70	18900	No
117	GOM_NL__2PRFIN20051011_113417_000000332041_00309_18900_7530.N1	11-OCT-2005 11:34:17	Bright	32.500	174	52Psi UMa	3.0040	4400.0	65	18900	No
118	GOM_NL__2PRFIN20051011_114149_000000362041_00309_18900_7531.N1	11-OCT-2005 11:41:49	Bright	36.000	51	41Gam1Leo	2.0100	4500.0	72	18900	No
119	GOM_NL__2PRFIN20051011_120058_000000472041_00309_18900_7532.N1	11-OCT-2005 12:00:58	Dark	46.500	65	Lam Vel	2.2040	4400.0	93	18900	No
120	GOM_NL__2PRFIN20051011_120651_000000372041_00310_18901_7518.N1	11-OCT-2005 12:06:51	Dark	36.500	29	Bet Car	1.6720	10200.	73	18901	No
121	GOM_NL__2PRFIN20051011_121749_000000382041_00310_18901_7519.N1	11-OCT-2005 12:17:49	Dark	37.500	143	Alp Hyi	2.8570	7200.0	75	18901	No
122	GOM_NL__2PRFIN20051011_121916_000000482041_00310_18901_7520.N1	11-OCT-2005 12:19:16	Dark	47.500	9	Alp Eri	0.45300	24000.	95	18901	No
123	GOM_NL__2PRFIN20051011_122422_000000422041_00310_18901_7521.N1	11-OCT-2005 12:24:22	Straylight	42.000	84	Alp Phe	2.3970	4500.0	84	18901	No
124	GOM_NL__2PRFIN20051011_123102_000000452041_00310_18901_7522.N1	11-OCT-2005 12:31:02	Straylight	44.500	52	16Bet Cet	2.0370	4500.0	89	18901	No
125	GOM_NL__2PRFIN20051011_124050_000000362041_00310_18901_7523.N1	11-OCT-2005 12:40:50	Bright	36.000	140	88Gam Peg	2.8340	26000.	72	18901	No
126	GOM_NL__2PRFIN20051011_124442_000000362041_00310_18901_7524.N1	11-OCT-2005 12:44:42	Bright	36.000	93	53Bet Peg	2.5200	3100.0	72	18901	No
127	GOM_NL__2PRFIN20051011_125325_000000372041_00310_18901_7525.N1	11-OCT-2005 12:53:25	Bright	37.000	74	11Bet Cas	2.2680	6600.0	74	18901	No
128	GOM_NL__2PRFIN20051011_125521_000000372041_00310_18901_7526.N1	11-OCT-2005 12:55:21	Bright	37.000	89	5Alp Cep	2.4510	8000.0	74	18901	No
129	GOM_NL__2PRFIN20051011_130150_000000352041_00310_18901_7527.N1	11-OCT-2005 13:01:50	Bright	35.000	49	1Alp UMi	1.9900	6300.0	70	18901	No
130	GOM_NL__2PRFIN20051011_130435_000000362041_00310_18901_7528.N1	11-OCT-2005 13:04:35	Bright	35.500	60	7Bet UMi	2.0810	3950.0	71	18901	No
131	GOM_NL__2PRFIN20051011_131001_000000372041_00310_18901_7529.N1	11-OCT-2005 13:10:01	Bright	37.000	36	50Alp UMa	1.8000	6300.0	74	18901	No
132	GOM_NL__2PRFIN20051011_131133_000000352041_00310_18901_7530.N1	11-OCT-2005 13:11:33	Bright	34.500	82	48Bet UMa	2.3650	10600.	69	18901	No
133	GOM_NL__2PRFIN20051011_131453_000000352041_00310_18901_7531.N1	11-OCT-2005 13:14:53	Bright	35.000	174	52Psi UMa	3.0040	4400.0	70	18901	No
134	GOM_NL__2PRFIN20051011_132225_000000362041_00310_18901_7532.N1	11-OCT-2005 13:22:25	Bright	35.500	51	41Gam1Leo	2.0100	4500.0	71	18901	No
135	GOM_NL__2PRFIN20051011_134135_000000542041_00310_18901_7533.N1	11-OCT-2005 13:41:35	Dark	54.000	65	Lam Vel	2.2040	4400.0	108	18901	No
136	GOM_NL__2PRFIN20051011_134727_000000382041_00311_18902_7518.N1	11-OCT-2005 13:47:27	Dark	38.000	29	Bet Car	1.6720	10200.	76	18902	No
137	GOM_NL__2PRFIN20051011_135825_000000372041_00311_18902_7519.N1	11-OCT-2005 13:58:25	Dark	37.000	143	Alp Hyi	2.8570	7200.0	74	18902	No
138	GOM_NL__2PRFIN20051011_135952_000000502041_00311_18902_7520.N1	11-OCT-2005 13:59:52	Dark	50.000	9	Alp Eri	0.45300	24000.	100	18902	No
139	GOM_NL__2PRFIN20051011_140458_000000412041_00311_18902_7521.N1	11-OCT-2005 14:04:58	Straylight	41.000	84	Alp Phe	2.3970	4500.0	82	18902	No
140	GOM_NL__2PRFIN20051011_141138_000000452041_00311_18902_7522.N1	11-OCT-2005 14:11:38	Straylight	44.500	52	16Bet Cet	2.0370	4500.0	89	18902	No
141	GOM_NL__2PRFIN20051011_142126_000000372041_00311_18902_7523.N1	11-OCT-2005 14:21:26	Bright	36.500	140	88Gam Peg	2.8340	26000.	73	18902	No
142	GOM_NL__2PRFIN20051011_142518_000000372041_00311_18902_7524.N1	11-OCT-2005 14:25:18	Bright	36.500	93	53Bet Peg	2.5200	3100.0	73	18902	No
143	GOM_NL__2PRFIN20051011_143401_000000372041_00311_18902_7525.N1	11-OCT-2005 14:34:01	Bright	36.500	74	11Bet Cas	2.2680	6600.0	73	18902	No
144	GOM_NL__2PRFIN20051011_143557_000000332041_00311_18902_7526.N1	11-OCT-2005 14:35:57	Bright	32.500	89	5Alp Cep	2.4510	8000.0	65	18902	No
145	GOM_NL__2PRFIN20051011_144226_000000352041_00311_18902_7527.N1	11-OCT-2005 14:42:26	Bright	34.500	49	1Alp UMi	1.9900	6300.0	69	18902	No
146	GOM_NL__2PRFIN20051011_144511_000000362041_00311_18902_7528.N1	11-OCT-2005 14:45:11	Bright	36.000	60	7Bet UMi	2.0810	3950.0	72	18902	No
147	GOM_NL__2PRFIN20051011_145037_000000522041_00311_18902_7529.N1	11-OCT-2005 14:50:37	Bright	52.000	36	50Alp UMa	1.8000	6300.0	104	18902	No
148	GOM_NL__2PRFIN20051011_145209_000000362041_00311_18902_7530.N1	11-OCT-2005 14:52:09	Bright	35.500	82	48Bet UMa	2.3650	10600.	71	18902	No
149	GOM_NL__2PRFIN20051011_145530_000000362041_00311_18902_7531.N1	11-OCT-2005 14:55:30	Bright	36.000	174	52Psi UMa	3.0040	4400.0	72	18902	No
150	GOM_NL__2PRFIN20051011_150302_000000352041_00311_18902_7532.N1	11-OCT-2005 15:03:02	Bright	35.000	51	41Gam1Leo	2.0100	4500.0	70	18902	No
151	GOM_NL__2PRFIN20051011_152211_000000552041_00311_18902_7533.N1	11-OCT-2005 15:22:11	Dark	54.500	65	Lam Vel	2.2040	4400.0	109	18902	No
152	GOM_NL__2PRFIN20051011_152523_000000402041_00311_18902_7534.N1	11-OCT-2005 15:25:23	Dark	40.000	46	Del Vel	1.9540	10600.	80	18902	No
153	GOM_NL__2PRFIN20051011_152803_000000402041_00312_18903_7518.N1	11-OCT-2005 15:28:03	Dark	40.000	29	Bet Car	1.6720	10200.	80	18903	No
154	GOM_NL__2PRFIN20051011_153901_000000382041_00312_18903_7519.N1	11-OCT-2005 15:39:01	Dark	38.000	143	Alp Hyi	2.8570	7200.0	76	18903	No
155	GOM_NL__2PRFIN20051011_154028_000000482041_00312_18903_7520.N1	11-OCT-2005 15:40:28	Dark	48.000	9	Alp Eri	0.45300	24000.	96	18903	No
156	GOM_NL__2PRFIN20051011_154535_000000412041_00312_18903_7521.N1	11-OCT-2005 15:45:35	Straylight	41.000	84	Alp Phe	2.3970	4500.0	82	18903	No
157	GOM_NL__2PRFIN20051011_155214_000000472041_00312_18903_7522.N1	11-OCT-2005 15:52:14	Straylight	47.000	52	16Bet Cet	2.0370	4500.0	94	18903	No
158	GOM_NL__2PRFIN20051011_160202_000000372041_00312_18903_7523.N1	11-OCT-2005 16:02:02	Bright	37.000	140	88Gam Peg	2.8340	26000.	74	18903	No
159	GOM_NL__2PRFIN20051011_160554_000000362041_00312_18903_7524.N1	11-OCT-2005 16:05:54	Bright	36.000	93	53Bet Peg	2.5200	3100.0	72	18903	No
160	GOM_NL__2PRFIN20051011_161437_000000352041_00312_18903_7525.N1	11-OCT-2005 16:14:37	Bright	34.500	74	11Bet Cas	2.2680	6600.0	69	18903	No

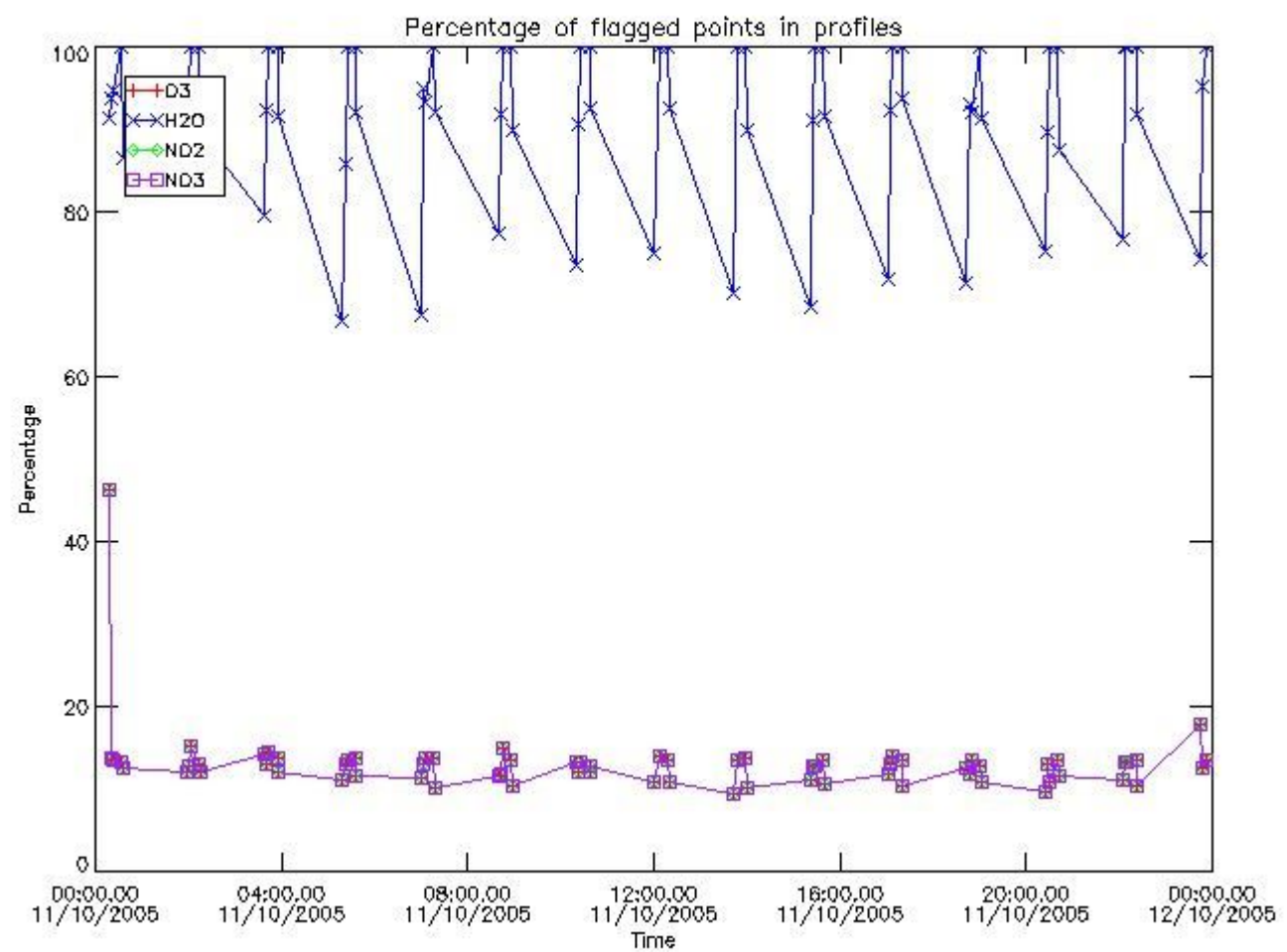
161	GOM_NL__2PRFIN20051011_161633_000000362041_00312_18903_7526.N1	11-OCT-2005 16:16:33	Bright	35.500	89	5Alp Cep	2.4510	8000.0	71	18903	No
162	GOM_NL__2PRFIN20051011_162302_000000362041_00312_18903_7527.N1	11-OCT-2005 16:23:02	Bright	36.000	49	1Alp UMi	1.9900	6300.0	72	18903	No
163	GOM_NL__2PRFIN20051011_162547_000000352041_00312_18903_7528.N1	11-OCT-2005 16:25:47	Bright	35.000	60	7Bet UMi	2.0810	3950.0	70	18903	No
164	GOM_NL__2PRFIN20051011_163113_000000382041_00312_18903_7529.N1	11-OCT-2005 16:31:13	Bright	37.500	36	50Alp UMa	1.8000	6300.0	75	18903	No
165	GOM_NL__2PRFIN20051011_163245_000000362041_00312_18903_7530.N1	11-OCT-2005 16:32:45	Bright	35.500	82	48Bet UMa	2.3650	10600.	71	18903	No
166	GOM_NL__2PRFIN20051011_163606_000000362041_00312_18903_7531.N1	11-OCT-2005 16:36:06	Bright	35.500	174	52Psi UMa	3.0040	4400.0	71	18903	No
167	GOM_NL__2PRFIN20051011_164338_000000372041_00312_18903_7532.N1	11-OCT-2005 16:43:38	Bright	37.000	51	41Gam1Leo	2.0100	4500.0	74	18903	No
168	GOM_NL__2PRFIN20051011_170248_000000432041_00312_18903_7533.N1	11-OCT-2005 17:02:48	Dark	43.000	65	Lam Vel	2.2040	4400.0	86	18903	No
169	GOM_NL__2PRFIN20051011_170559_000000392041_00312_18903_7534.N1	11-OCT-2005 17:05:59	Dark	39.000	46	Del Vel	1.9540	10600.	78	18903	No
170	GOM_NL__2PRFIN20051011_170839_000000372041_00313_18904_7518.N1	11-OCT-2005 17:08:39	Dark	36.500	29	Bet Car	1.6720	10200.	73	18904	No
171	GOM_NL__2PRFIN20051011_171937_000000382041_00313_18904_7519.N1	11-OCT-2005 17:19:37	Dark	37.500	143	Alp Hyi	2.8570	7200.0	75	18904	No
172	GOM_NL__2PRFIN20051011_172105_000000492041_00313_18904_7520.N1	11-OCT-2005 17:21:05	Dark	48.500	9	Alp Eri	0.45300	24000.	97	18904	No
173	GOM_NL__2PRFIN20051011_172611_000000482041_00313_18904_7521.N1	11-OCT-2005 17:26:11	Straylight	47.500	84	Alp Phe	2.3970	4500.0	95	18904	No
174	GOM_NL__2PRFIN20051011_173250_000000502041_00313_18904_7522.N1	11-OCT-2005 17:32:50	Straylight	49.500	52	16Bet Cet	2.0370	4500.0	99	18904	No
175	GOM_NL__2PRFIN20051011_174238_000000362041_00313_18904_7523.N1	11-OCT-2005 17:42:38	Bright	36.000	140	88Gam Peg	2.8340	26000.	72	18904	No
176	GOM_NL__2PRFIN20051011_174630_000000362041_00313_18904_7524.N1	11-OCT-2005 17:46:30	Bright	36.000	93	53Bet Peg	2.5200	3100.0	72	18904	No
177	GOM_NL__2PRFIN20051011_175513_000000372041_00313_18904_7525.N1	11-OCT-2005 17:55:13	Bright	36.500	74	11Bet Cas	2.2680	6600.0	73	18904	No
178	GOM_NL__2PRFIN20051011_175709_000000362041_00313_18904_7526.N1	11-OCT-2005 17:57:09	Bright	35.500	89	5Alp Cep	2.4510	8000.0	71	18904	No
179	GOM_NL__2PRFIN20051011_180338_000000362041_00313_18904_7527.N1	11-OCT-2005 18:03:38	Bright	36.000	49	1Alp UMi	1.9900	6300.0	72	18904	No
180	GOM_NL__2PRFIN20051011_180623_000000372041_00313_18904_7528.N1	11-OCT-2005 18:06:23	Bright	36.500	60	7Bet UMi	2.0810	3950.0	73	18904	No
181	GOM_NL__2PRFIN20051011_181149_000000382041_00313_18904_7529.N1	11-OCT-2005 18:11:49	Bright	37.500	36	50Alp UMa	1.8000	6300.0	75	18904	No
182	GOM_NL__2PRFIN20051011_181321_000000372041_00313_18904_7530.N1	11-OCT-2005 18:13:21	Bright	36.500	82	48Bet UMa	2.3650	10600.	73	18904	No
183	GOM_NL__2PRFIN20051011_181642_000000352041_00313_18904_7531.N1	11-OCT-2005 18:16:42	Bright	35.000	174	52Psi UMa	3.0040	4400.0	70	18904	No
184	GOM_NL__2PRFIN20051011_182414_000000382041_00313_18904_7532.N1	11-OCT-2005 18:24:14	Bright	37.500	51	41Gam1Leo	2.0100	4500.0	75	18904	No
185	GOM_NL__2PRFIN20051011_184325_000000412041_00313_18904_7533.N1	11-OCT-2005 18:43:25	Dark	40.500	65	Lam Vel	2.2040	4400.0	81	18904	No
186	GOM_NL__2PRFIN20051011_184636_000000432041_00313_18904_7534.N1	11-OCT-2005 18:46:36	Dark	43.000	46	Del Vel	1.9540	10600.	86	18904	No
187	GOM_NL__2PRFIN20051011_184916_000000382041_00314_18905_7518.N1	11-OCT-2005 18:49:16	Dark	38.000	29	Bet Car	1.6720	10200.	76	18905	No
188	GOM_NL__2PRFIN20051011_190014_000000402041_00314_18905_7519.N1	11-OCT-2005 19:00:14	Dark	40.000	143	Alp Hyi	2.8570	7200.0	80	18905	No
189	GOM_NL__2PRFIN20051011_190141_000000472041_00314_18905_7520.N1	11-OCT-2005 19:01:41	Dark	46.500	9	Alp Eri	0.45300	24000.	93	18905	No
190	GOM_NL__2PRFIN20051011_190647_000000432041_00314_18905_7521.N1	11-OCT-2005 19:06:47	Straylight	42.500	84	Alp Phe	2.3970	4500.0	85	18905	No
191	GOM_NL__2PRFIN20051011_191326_000000442041_00314_18905_7522.N1	11-OCT-2005 19:13:26	Straylight	43.500	52	16Bet Cet	2.0370	4500.0	87	18905	No
192	GOM_NL__2PRFIN20051011_192314_000000372041_00314_18905_7523.N1	11-OCT-2005 19:23:14	Bright	37.000	140	88Gam Peg	2.8340	26000.	74	18905	No
193	GOM_NL__2PRFIN20051011_192707_000000362041_00314_18905_7524.N1	11-OCT-2005 19:27:07	Bright	35.500	93	53Bet Peg	2.5200	3100.0	71	18905	No
194	GOM_NL__2PRFIN20051011_193549_000000382041_00314_18905_7525.N1	11-OCT-2005 19:35:49	Bright	38.000	74	11Bet Cas	2.2680	6600.0	76	18905	No
195	GOM_NL__2PRFIN20051011_193746_000000362041_00314_18905_7526.N1	11-OCT-2005 19:37:46	Bright	36.000	89	5Alp Cep	2.4510	8000.0	72	18905	No
196	GOM_NL__2PRFIN20051011_194414_000000362041_00314_18905_7527.N1	11-OCT-2005 19:44:14	Bright	35.500	49	1Alp UMi	1.9900	6300.0	71	18905	No
197	GOM_NL__2PRFIN20051011_194700_000000372041_00314_18905_7528.N1	11-OCT-2005 19:47:00	Bright	37.000	60	7Bet UMi	2.0810	3950.0	74	18905	No
198	GOM_NL__2PRFIN20051011_195225_000000352041_00314_18905_7529.N1	11-OCT-2005 19:52:25	Bright	35.000	36	50Alp UMa	1.8000	6300.0	70	18905	No
199	GOM_NL__2PRFIN20051011_195357_000000342041_00314_18905_7530.N1	11-OCT-2005 19:53:57	Bright	34.000	82	48Bet UMa	2.3650	10600.	68	18905	No
200	GOM_NL__2PRFIN20051011_195718_000000352041_00314_18905_7531.N1	11-OCT-2005 19:57:18	Bright	35.000	174	52Psi UMa	3.0040	4400.0	70	18905	No
201	GOM_NL__2PRFIN20051011_200450_000000362041_00314_18905_7532.N1	11-OCT-2005 20:04:50	Bright	36.000	51	41Gam1Leo	2.0100	4500.0	72	18905	No
202	GOM_NL__2PRFIN20051011_202401_000000532041_00314_18905_7533.N1	11-OCT-2005 20:24:01	Dark	53.000	65	Lam Vel	2.2040	4400.0	106	18905	No
203	GOM_NL__2PRFIN20051011_202712_000000402041_00314_18905_7534.N1	11-OCT-2005 20:27:12	Dark	39.500	46	Del Vel	1.9540	10600.	79	18905	No
204	GOM_NL__2PRFIN20051011_202952_000000472041_00315_18906_7518.N1	11-OCT-2005 20:29:52	Dark	46.500	29	Bet Car	1.6720	10200.	93	18906	No
205	GOM_NL__2PRFIN20051011_204050_000000382041_00315_18906_7519.N1	11-OCT-2005 20:40:50	Dark	38.000	143	Alp Hyi	2.8570	7200.0	76	18906	No
206	GOM_NL__2PRFIN20051011_204217_000000442041_00315_18906_7520.N1	11-OCT-2005 20:42:17	Dark	44.000	9	Alp Eri	0.45300	24000.	88	18906	No
207	GOM_NL__2PRFIN20051011_204723_000000442041_00315_18906_7521.N1	11-OCT-2005 20:47:23	Straylight	43.500	84	Alp Phe	2.3970	4500.0	87	18906	No
208	GOM_NL__2PRFIN20051011_205402_000000452041_00315_18906_7522.N1	11-OCT-2005 20:54:02	Straylight	45.000	52	16Bet Cet	2.0370	4500.0	90	18906	No
209	GOM_NL__2PRFIN20051011_210350_000000362041_00315_18906_7523.N1	11-OCT-2005 21:03:50	Bright	35.500	140	88Gam Peg	2.8340	26000.	71	18906	No
210	GOM_NL__2PRFIN20051011_210750_000000372041_00315_18906_7524.N1	11-OCT-2005 21:07:50	Bright	37.000	58	21Alp And	2.0730	11000.	74	18906	No
211	GOM_NL__2PRFIN20051011_211625_000000382041_00315_18906_7525.N1	11-OCT-2005 21:16:25	Bright	37.500	74	11Bet Cas	2.2680	6600.0	75	18906	No
212	GOM_NL__2PRFIN20051011_211822_000000372041_00315_18906_7526.N1	11-OCT-2005 21:18:22	Bright	36.500	89	5Alp Cep	2.4510	8000.0	73	18906	No
213	GOM_NL__2PRFIN20051011_212450_000000362041_00315_18906_7527.N1	11-OCT-2005 21:24:50	Bright	36.000	49	1Alp UMi	1.9900	6300.0	72	18906	No
214	GOM_NL__2PRFIN20051011_212736_000000362041_00315_18906_7528.N1	11-OCT-2005 21:27:36	Bright	36.000	60	7Bet UMi	2.0810	3950.0	72	18906	No
215	GOM_NL__2PRFIN20051011_213301_000000382041_00315_18906_7529.N1	11-OCT-2005 21:33:01	Bright	37.500	36	50Alp UMa	1.8000	6300.0	75	18906	No
216	GOM_NL__2PRFIN20051011_213433_000000372041_00315_18906_7530.N1	11-OCT-2005 21:34:33	Bright	36.500	82	48Bet UMa	2.3650	10600.	73	18906	No
217	GOM_NL__2PRFIN20051011_213754_000000342041_00315_18906_7531.N1	11-OCT-2005 21:37:54	Bright	34.000	174	52Psi UMa	3.0040	4400.0	68	18906	No
218	GOM_NL__2PRFIN20051011_214526_000000362041_00315_18906_7532.N1	11-OCT-2005 21:45:26	Bright	36.000	51	41Gam1Leo	2.0100	4500.0	72	18906	No
219	GOM_NL__2PRFIN20051011_220437_000000462041_00315_18906_7533.N1	11-OCT-2005 22:04:37	Dark	45.500	65	Lam Vel	2.2040	4400.0	91	18906	No

220	GOM_NL__2PRFIN20051011_220748_000000392041_00315_18906_7534.N1	11-OCT-2005 22:07:48	Dark	38.500	46	Del Vel	1.9540	10600.	77	18906	No
221	GOM_NL__2PRFIN20051011_221028_000000392041_00316_18907_7518.N1	11-OCT-2005 22:10:28	Dark	38.500	29	Bet Car	1.6720	10200.	77	18907	No
222	GOM_NL__2PRFIN20051011_222126_000000382041_00316_18907_7519.N1	11-OCT-2005 22:21:26	Dark	37.500	143	Alp Hyi	2.8570	7200.0	75	18907	No
223	GOM_NL__2PRFIN20051011_222253_000000492041_00316_18907_7520.N1	11-OCT-2005 22:22:53	Dark	49.000	9	Alp Eri	0.45300	24000.	98	18907	No
224	GOM_NL__2PRFIN20051011_222759_000000392041_00316_18907_7521.N1	11-OCT-2005 22:27:59	Straylight	39.000	84	Alp Phe	2.3970	4500.0	78	18907	No
225	GOM_NL__2PRFIN20051011_223438_000000452041_00316_18907_7522.N1	11-OCT-2005 22:34:38	Straylight	45.000	52	16Bet Cet	2.0370	4500.0	90	18907	No
226	GOM_NL__2PRFIN20051011_224426_000000372041_00316_18907_7523.N1	11-OCT-2005 22:44:26	Bright	36.500	140	88Gam Peg	2.8340	26000.	73	18907	No
227	GOM_NL__2PRFIN20051011_224826_000000362041_00316_18907_7524.N1	11-OCT-2005 22:48:26	Bright	36.000	58	21Alp And	2.0730	11000.	72	18907	No
228	GOM_NL__2PRFIN20051011_225700_000000362041_00316_18907_7525.N1	11-OCT-2005 22:57:00	Bright	36.000	74	11Bet Cas	2.2680	6600.0	72	18907	No
229	GOM_NL__2PRFIN20051011_225858_000000362041_00316_18907_7526.N1	11-OCT-2005 22:58:58	Bright	36.000	89	5Alp Cep	2.4510	8000.0	72	18907	No
230	GOM_NL__2PRFIN20051011_230525_000000362041_00316_18907_7527.N1	11-OCT-2005 23:05:25	Bright	36.000	49	1Alp UMi	1.9900	6300.0	72	18907	No
231	GOM_NL__2PRFIN20051011_230812_000000362041_00316_18907_7528.N1	11-OCT-2005 23:08:12	Bright	36.000	60	7Bet UMi	2.0810	3950.0	72	18907	No
232	GOM_NL__2PRFIN20051011_231337_000000372041_00316_18907_7529.N1	11-OCT-2005 23:13:37	Bright	37.000	36	50Alp UMa	1.8000	6300.0	74	18907	No
233	GOM_NL__2PRFIN20051011_231509_000000362041_00316_18907_7530.N1	11-OCT-2005 23:15:09	Bright	35.500	82	48Bet UMa	2.3650	10600.	71	18907	No
234	GOM_NL__2PRFIN20051011_231830_000000352041_00316_18907_7531.N1	11-OCT-2005 23:18:30	Bright	34.500	174	52Psi UMa	3.0040	4400.0	69	18907	No
235	GOM_NL__2PRFIN20051011_232602_000000362041_00316_18907_7532.N1	11-OCT-2005 23:26:02	Bright	35.500	51	41Gam1Leo	2.0100	4500.0	71	18907	No
236	GOM_NL__2PRFIN20051011_234514_000000512041_00316_18907_7533.N1	11-OCT-2005 23:45:14	Dark	51.000	65	Lam Vel	2.2040	4400.0	102	18907	No
237	GOM_NL__2PRFIN20051011_234825_000000412041_00316_18907_7534.N1	11-OCT-2005 23:48:25	Dark	41.000	46	Del Vel	1.9540	10600.	82	18907	No
238	GOM_NL__2PRFIN20051011_235104_000000382041_00317_18908_7519.N1	11-OCT-2005 23:51:04	Dark	37.500	29	Bet Car	1.6720	10200.	75	18908	No

3. Quality information per product


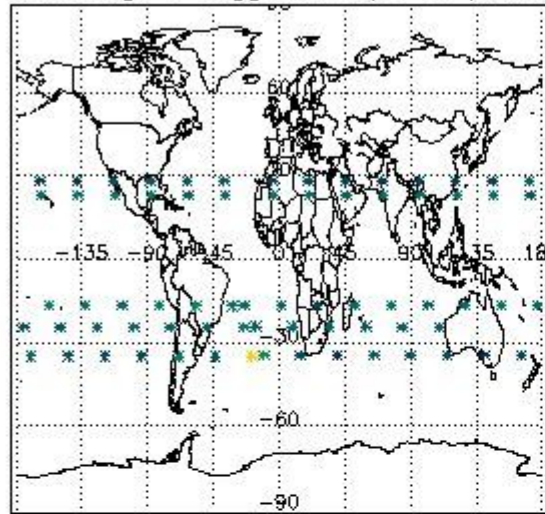
In this section it is plotted some information contained in the Quality Summary data set of the level 2 products. Only products in dark limb conditions and without errors (error flag in the MPH set to "0") are used.

3.1 Plot quality information per product (time dependant)

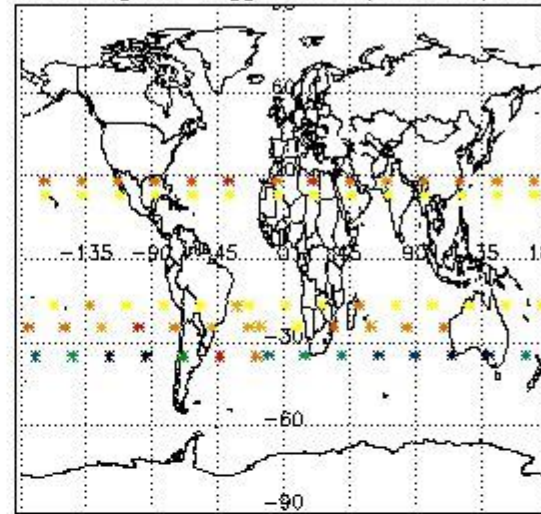


3.2 Plot quality information per product (world map)


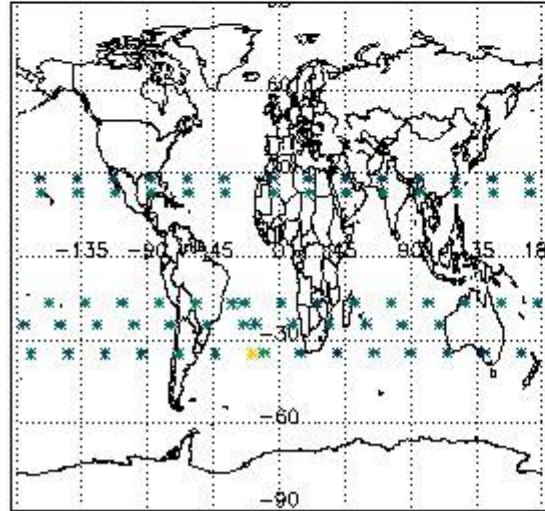
Percentage of flagged data per O3 profile



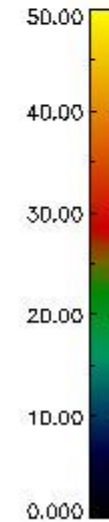
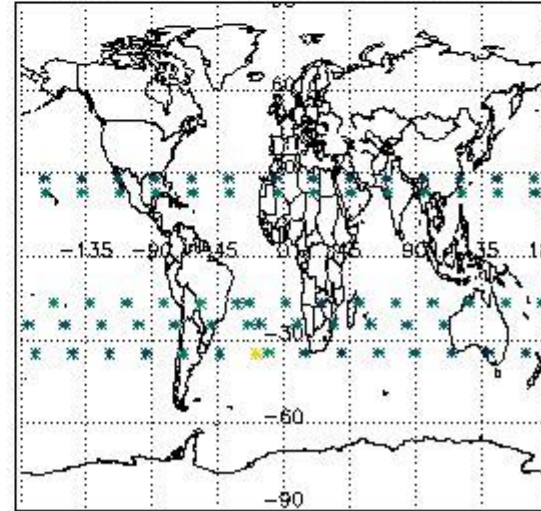
Percentage of flagged data per H2O profile



Percentage of flagged data per NO2 profile



Percentage of flagged data per NO3 profile

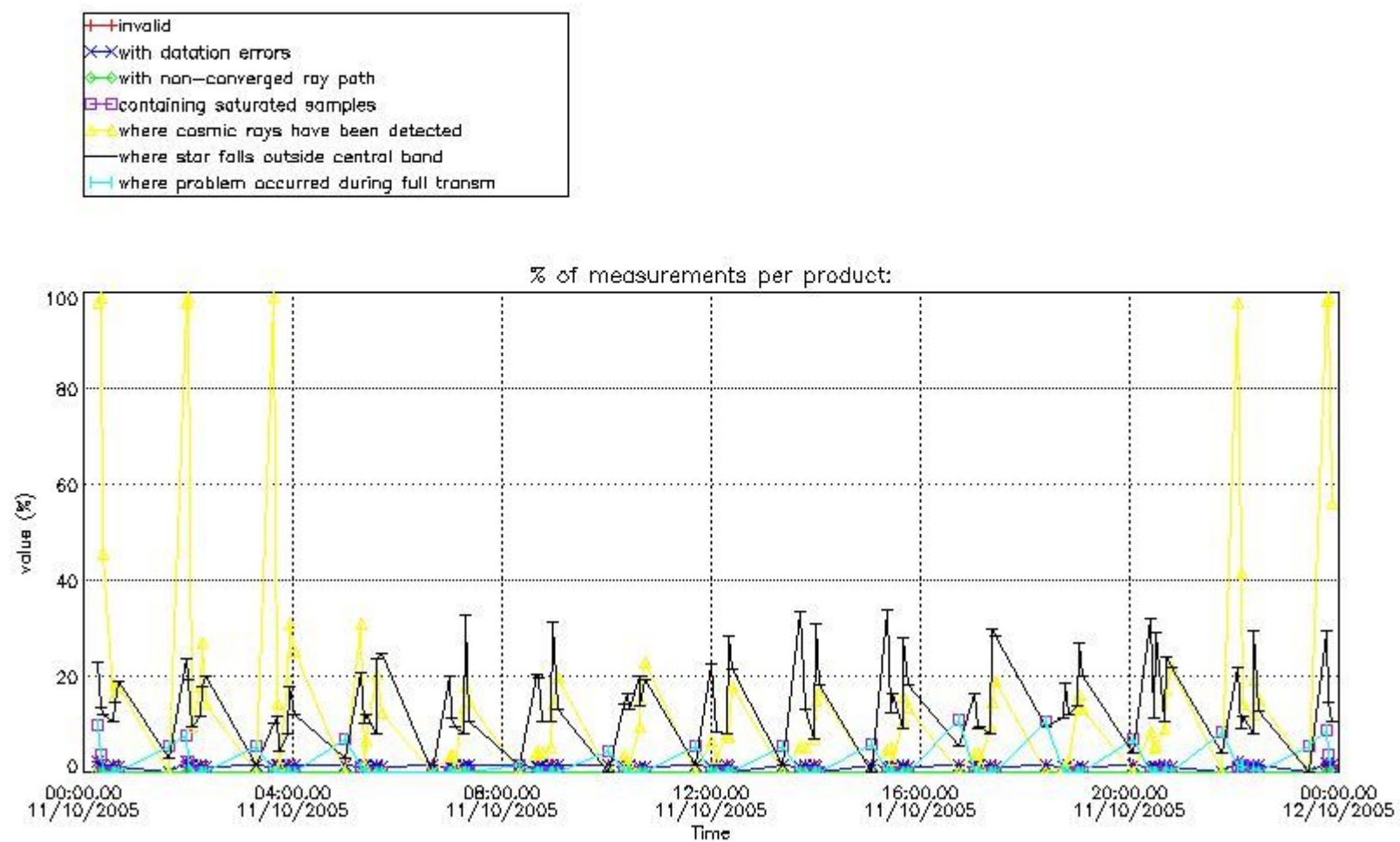


4. Level 1 quality information per product

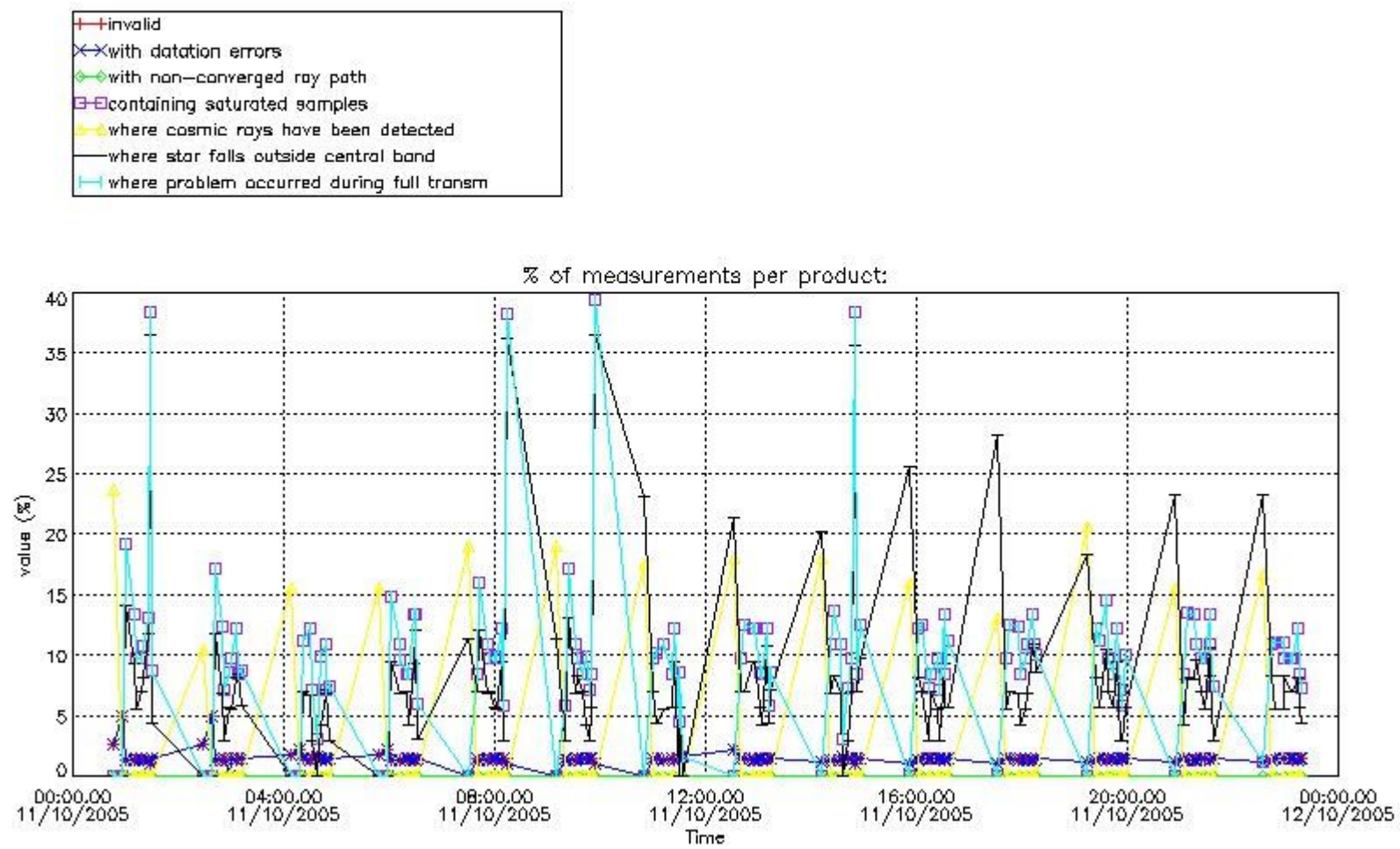
In this section it is plotted some information contained in the Quality Summary data set of the level 2 products that comes from the level 1b processing. Products without errors (error flag in the MPH set to "0") are used.

4.1 Plot quality information per product (time dependant) coming from level 1b processing

4.1.1 Plot level 1 quality information per product (time dependant): ENVISAT ASCENDING passes



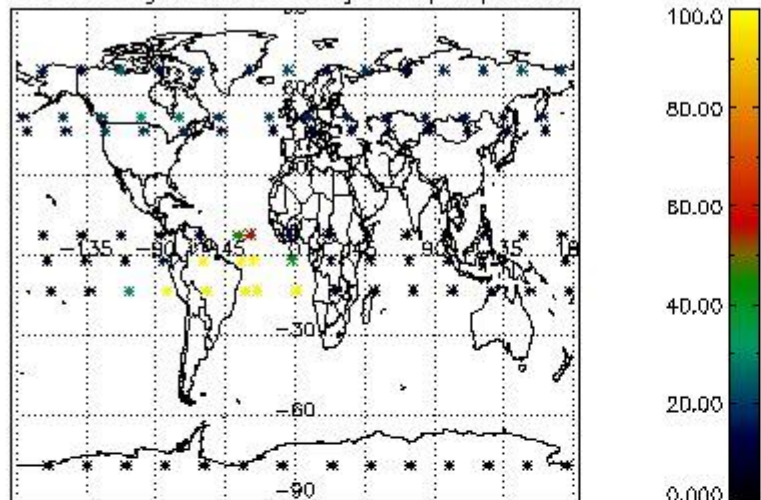
4.1.2 Plot level 1 quality information per product (time dependant): ENVI SAT DESCENDING passes



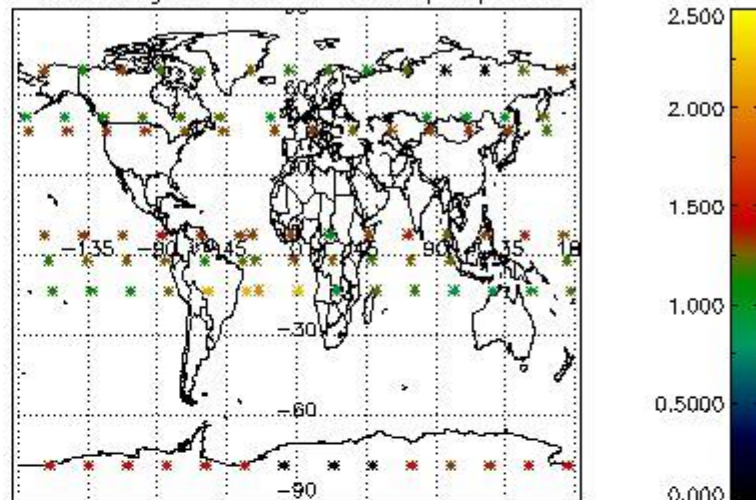
4.2 Plot quality information per product coming from level 1b processing (world map)

4.2.1 Plot level 1 quality information per product (world map): ENVISAT ASCENDING passes

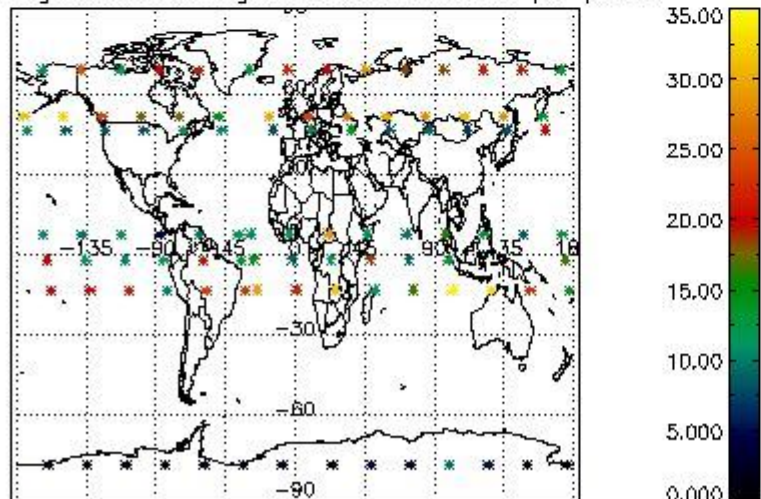
Percentage of cosmic ray hits per profile



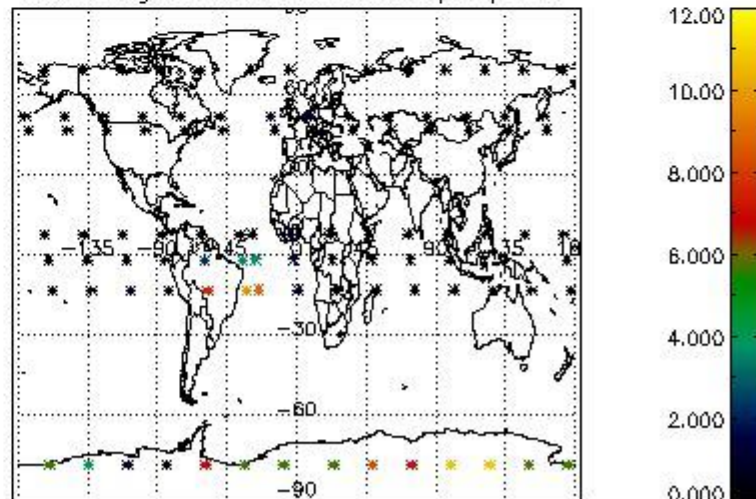
Percentage of datation errors per profile



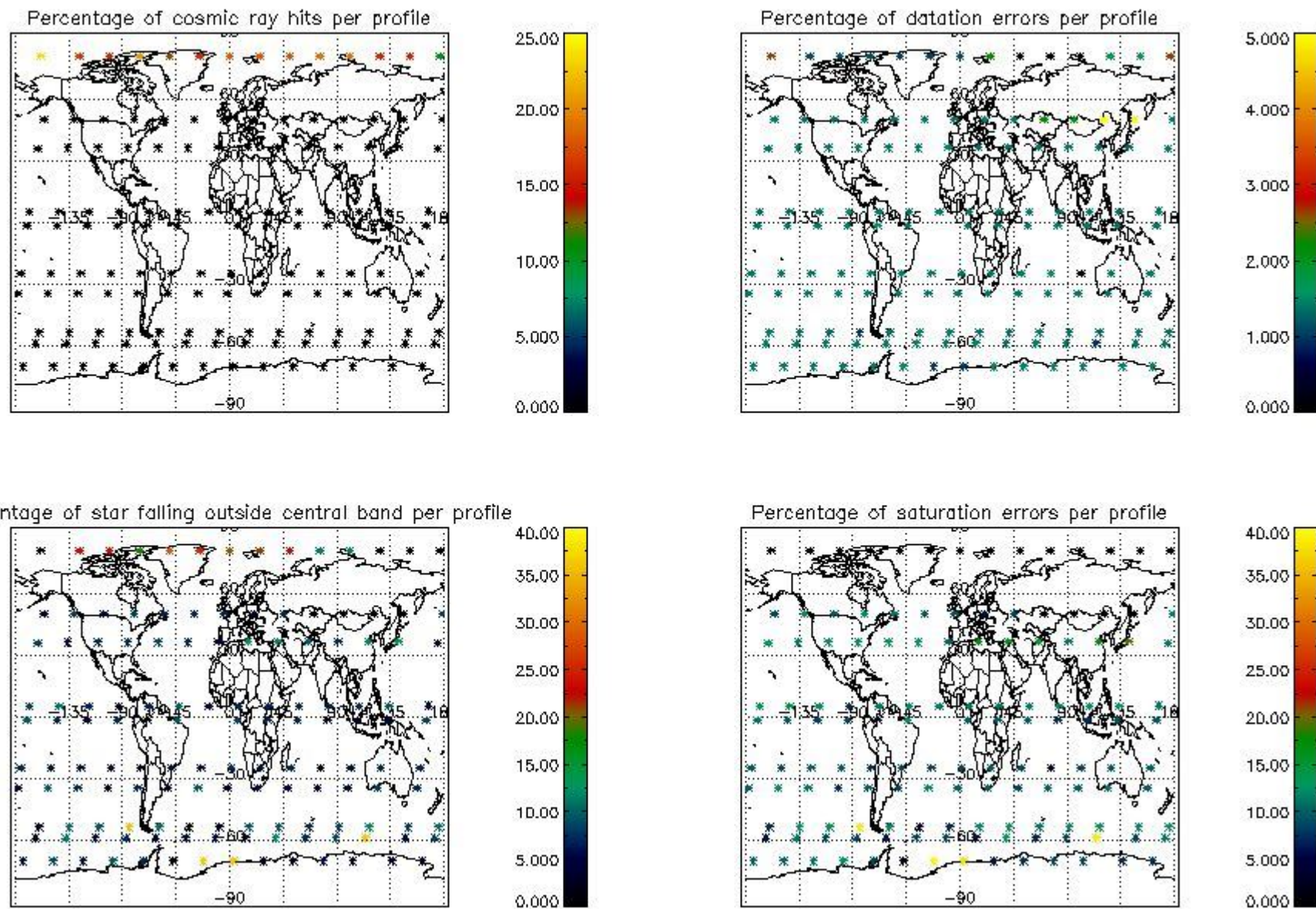
Percentage of star falling outside central band per profile



Percentage of saturation errors per profile



4.2.2 Plot level 1 quality information per product (world map): ENVISAT DESCENDING passes



5. Trace gas profiles

5.1 Ozone statistics based on quality of products

The final quality of the products can be "measured" using the STD (Standard Deviation) attached to every point profile. This information is written to the parameter GOM_NL__2P/NL_LOCAL_SPECIES_DENSITY/o3_std of the level 2 products. The table below shows the statistics for given STD ranges.

The statistics are given with respect to the overall valid production:

- Products without fatal errors: GOM_NL__2P/MPH/PRODUCT_ERR=0
- Valid point profile: GOM_NL__2P/NL_LOCAL_SPECIES_DENSITY/pcd(0)=0

The 'Criteria' is applied to valid points of dark limb products:

- Products in dark limb illumination condition: GOM_NL__2P/NL_SUMMARY_QUALITY/obs_ill_cond=0
- Products without fatal errors: GOM_NL__2P/MPH/PRODUCT_ERR=0
- Valid point profile: GOM_NL__2P/NL_LOCAL_SPECIES_DENSITY/pcd(0)=0

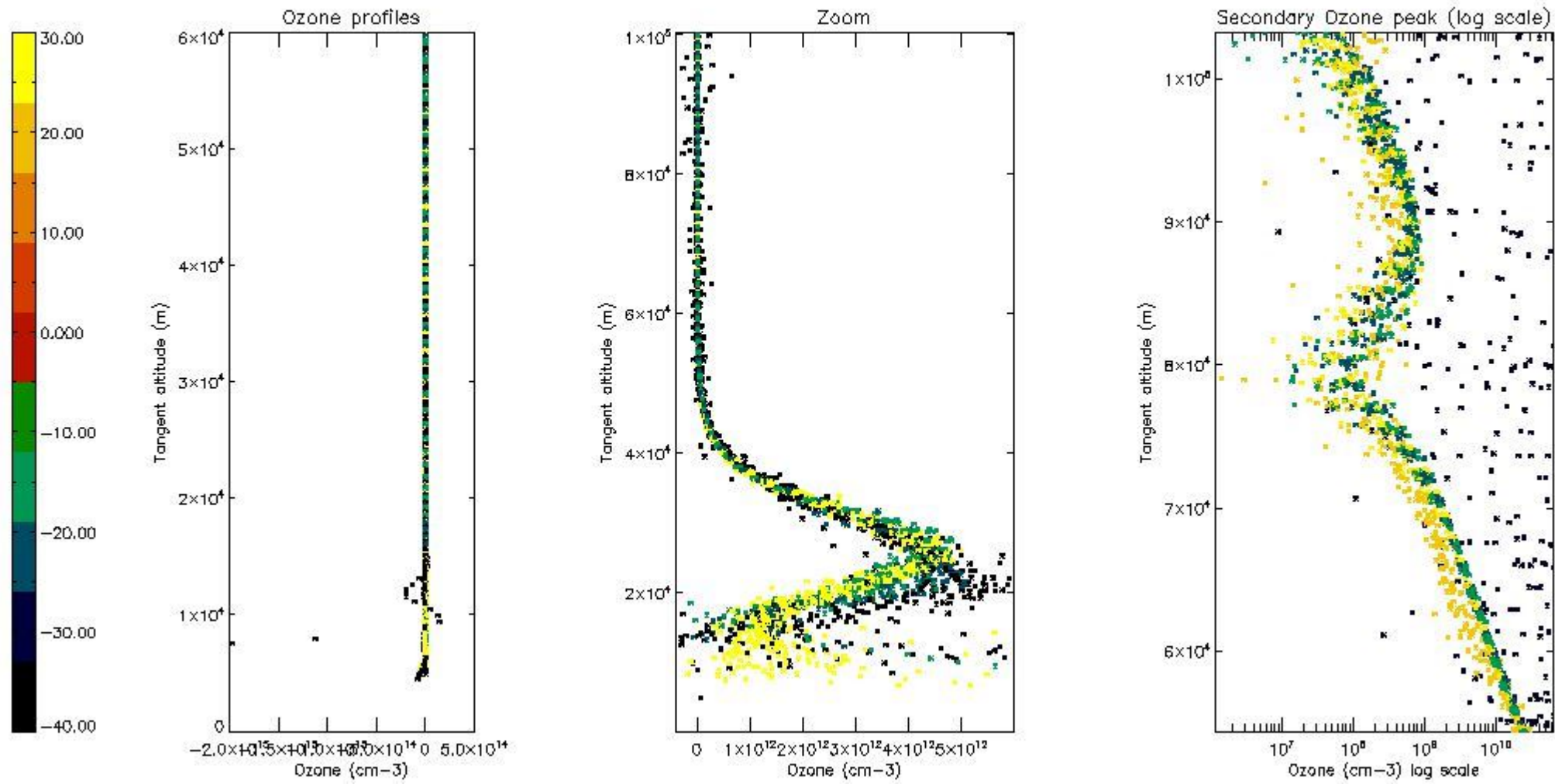
So, the table below shows the percentage of dark limb and valid observations for each criteria with respect to the overall valid daily observations.

Criteria	% of total production
All STD	34
STD < 20	19

STD < 10	15
STD < 5	9

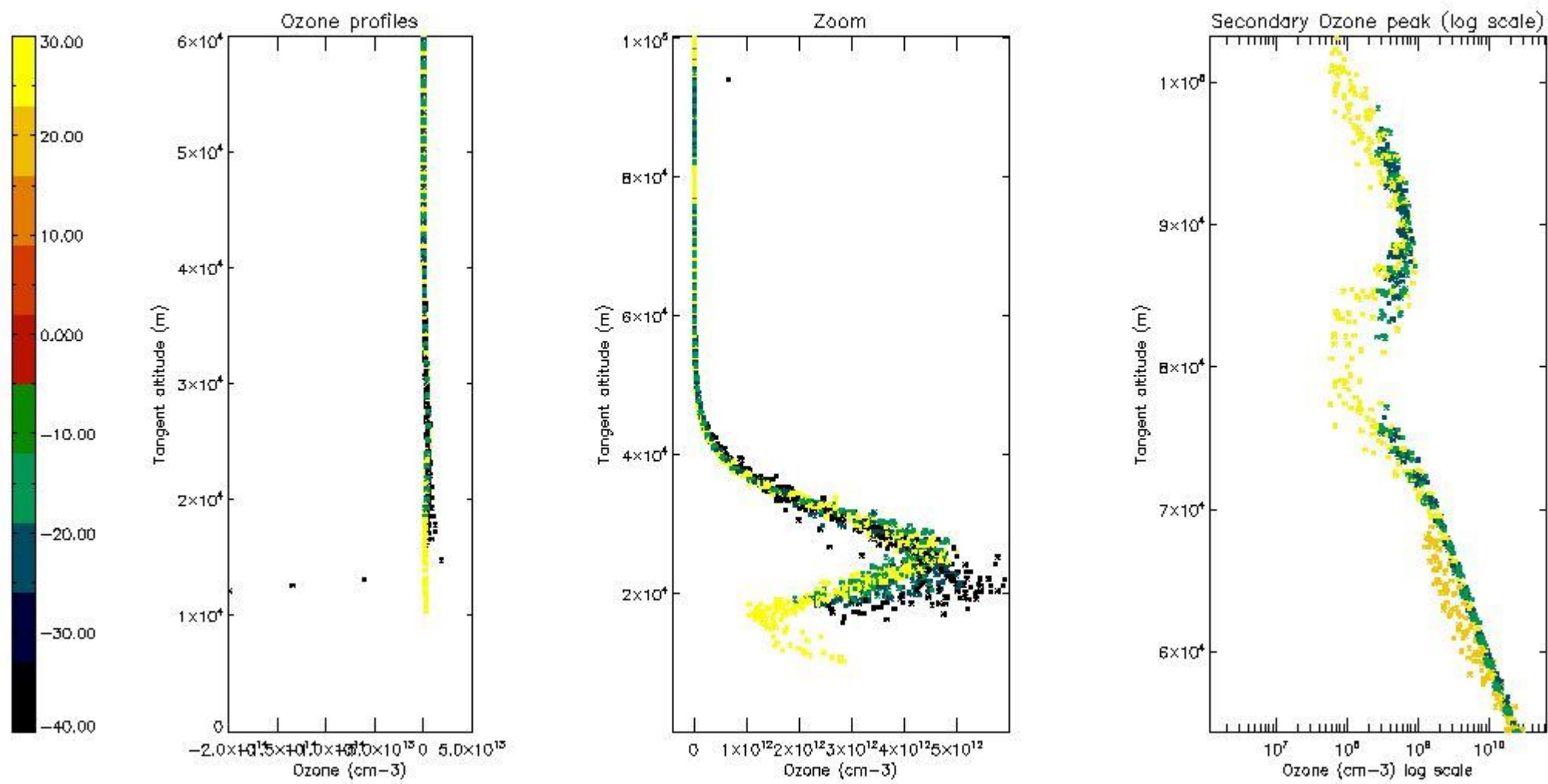
5.2 Plot ozone profiles for all STD (dark without errors)

The colorbar represents the latitude.



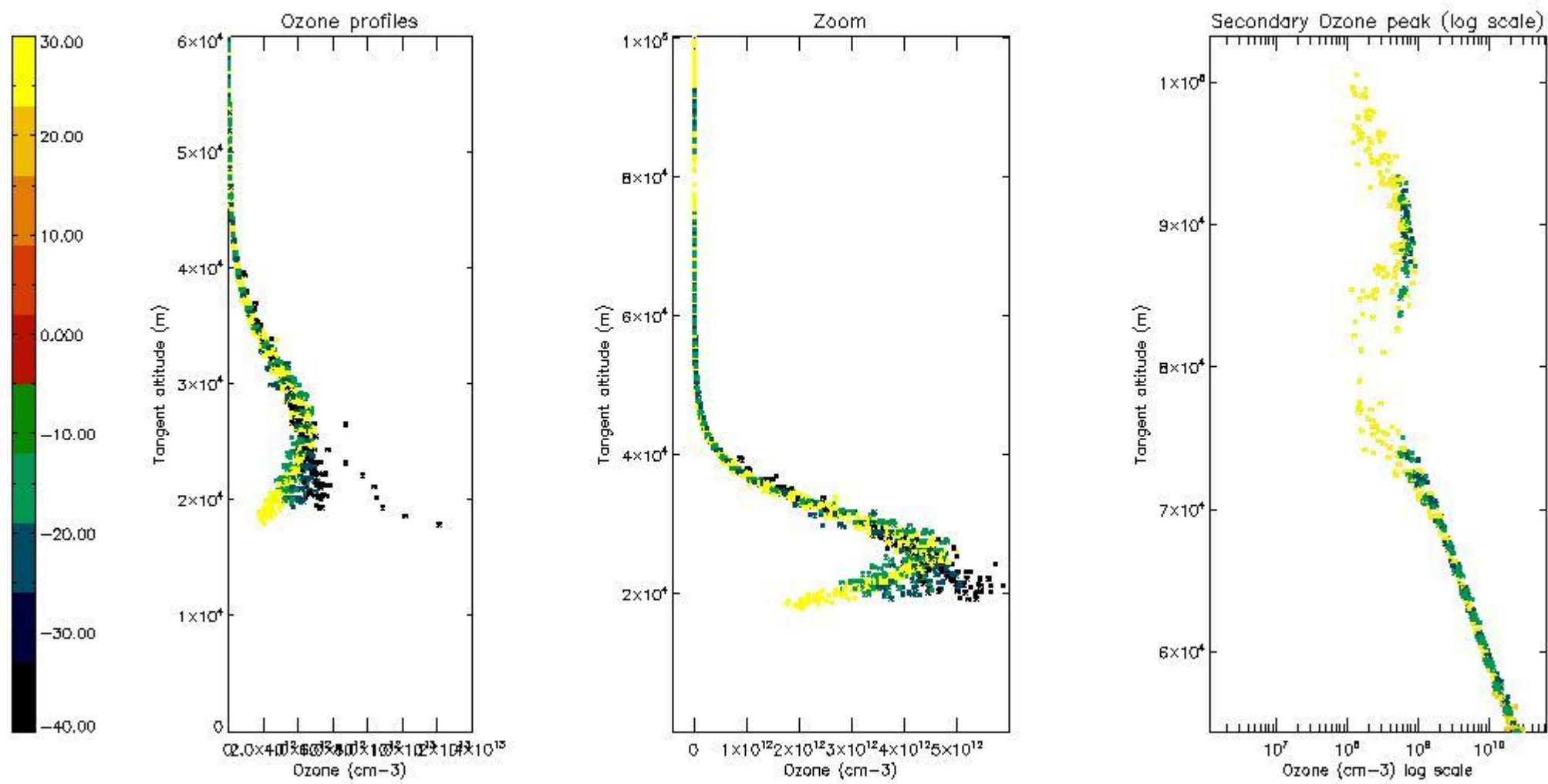
5.3 Plot ozone profiles where STD < 20% (dark without errors)

The colorbar represents the latitude.



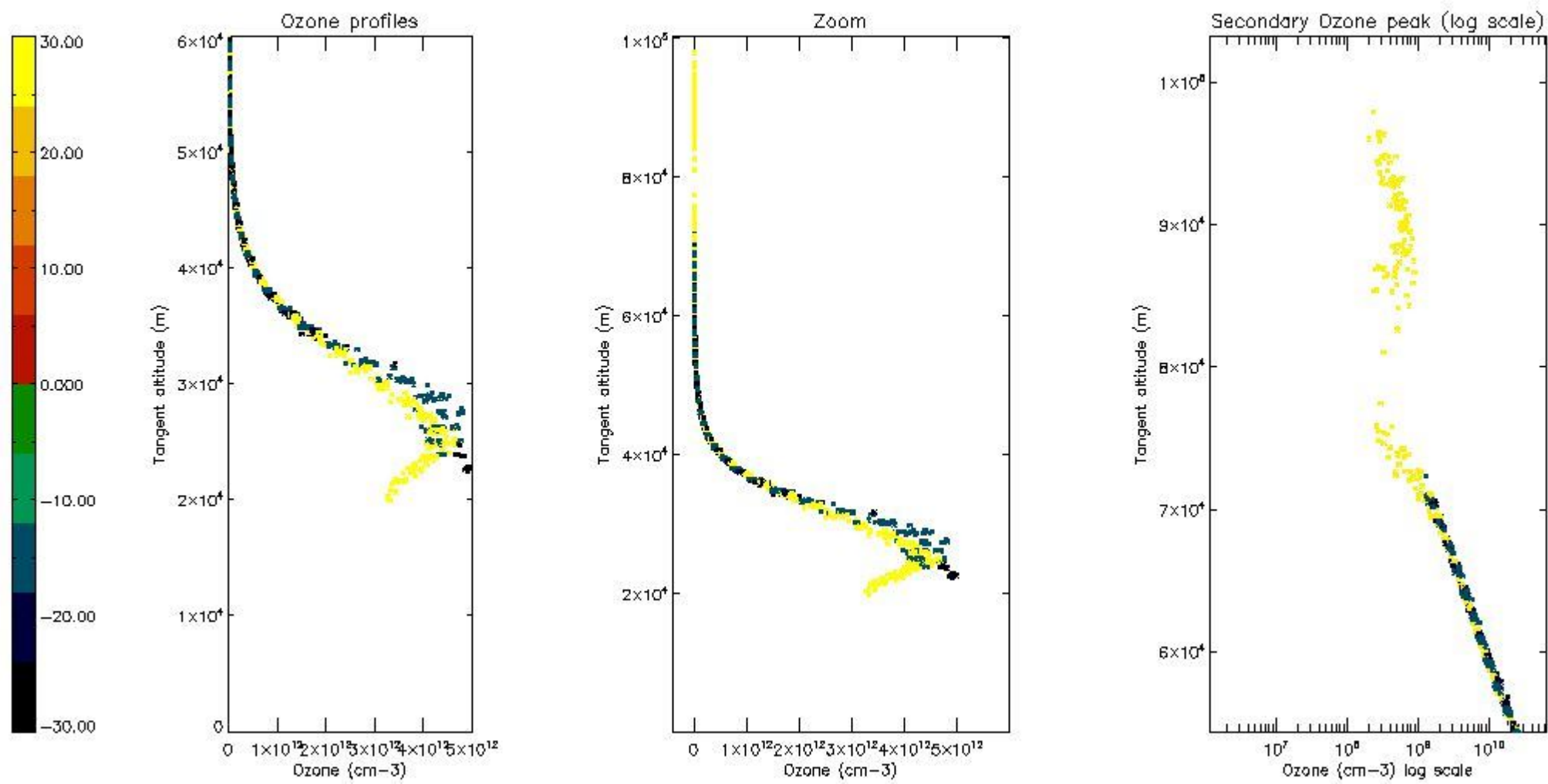
5.4 Plot ozone profiles where STD < 10% (dark without errors)

The colorbar represents the latitude.



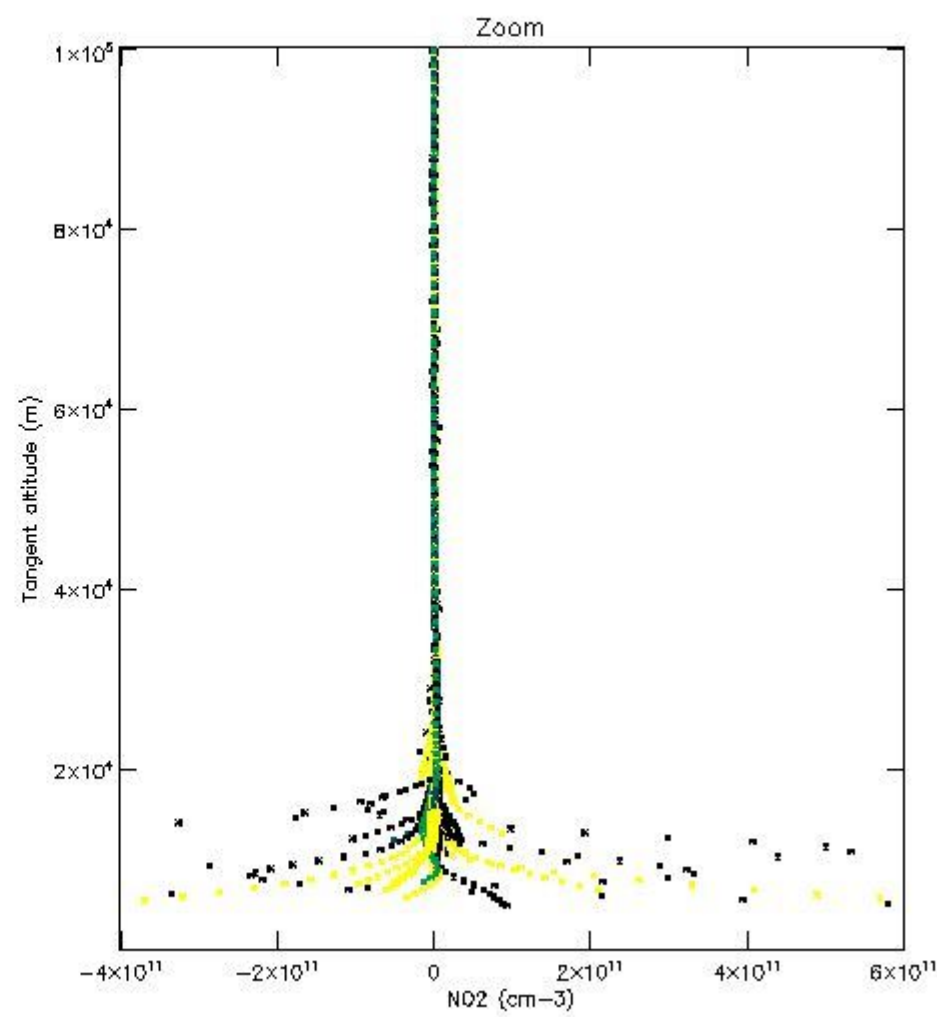
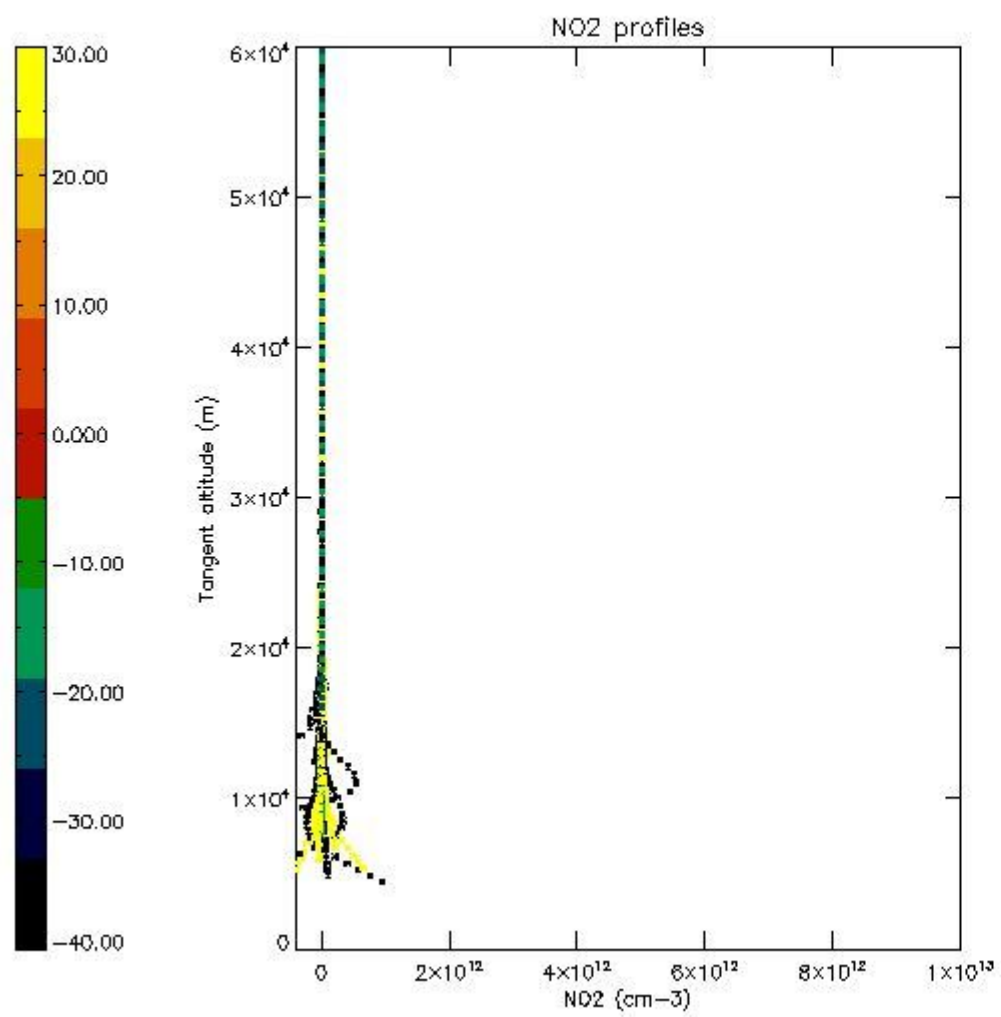
5.5 Plot ozone profiles where STD < 5% (dark without errors)

The colorbar represents the latitude.



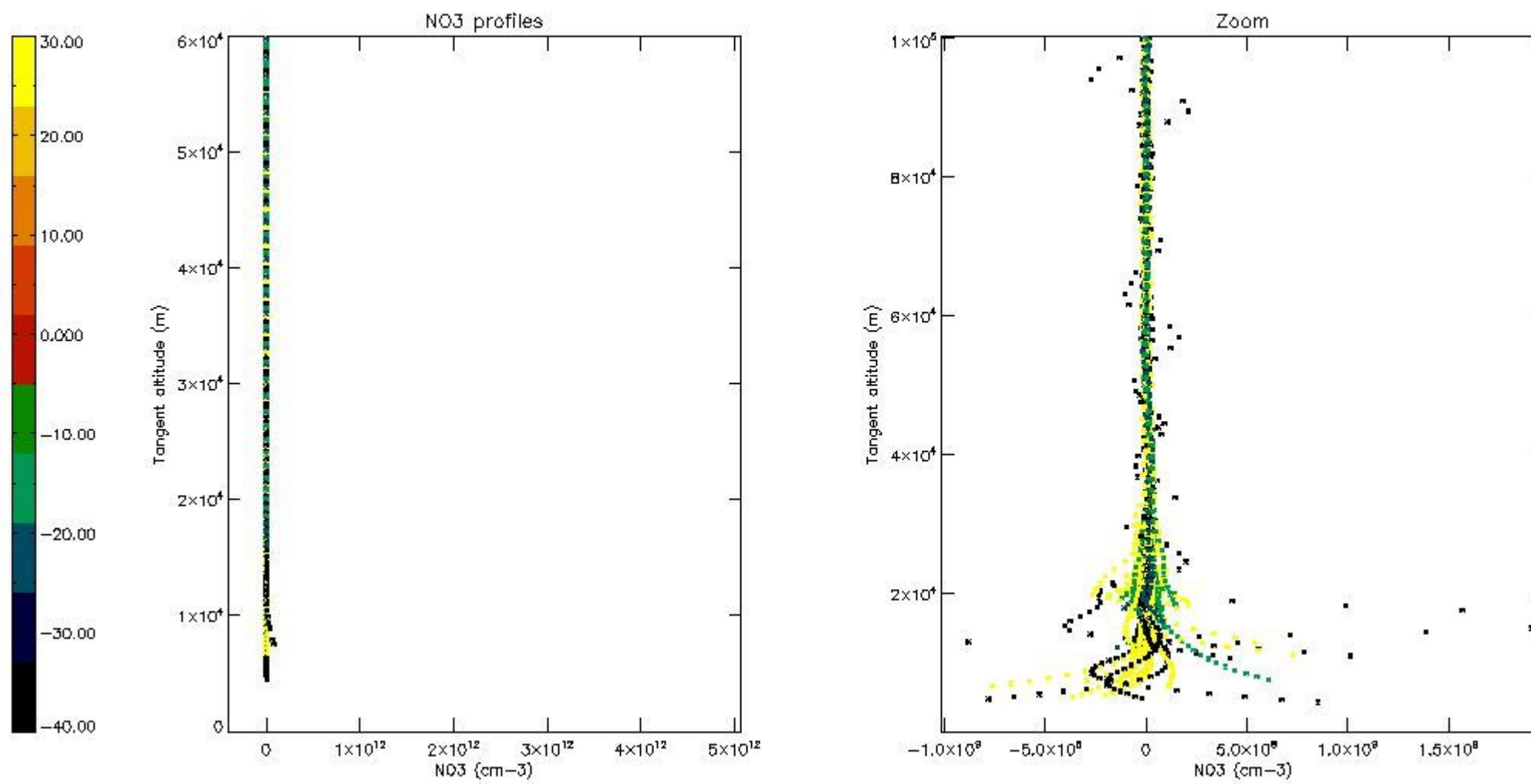
5.6 Plot NO₂ profiles for all STD (dark without errors)

The colorbar represents the latitude.



5.7 Plot NO3 profiles for all STD (dark without errors)

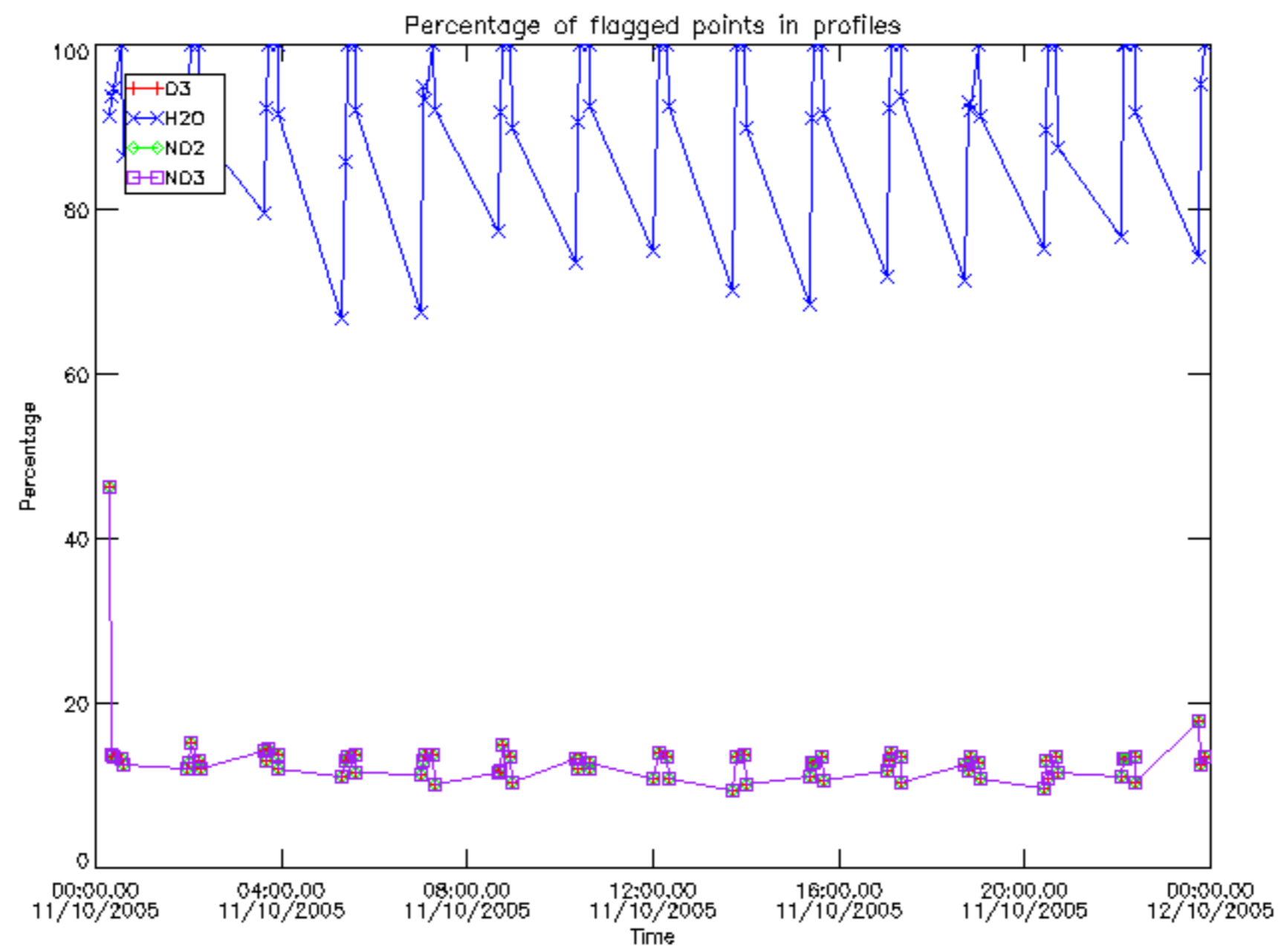
The colorbar represents the latitude.



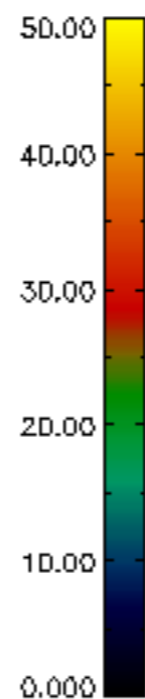
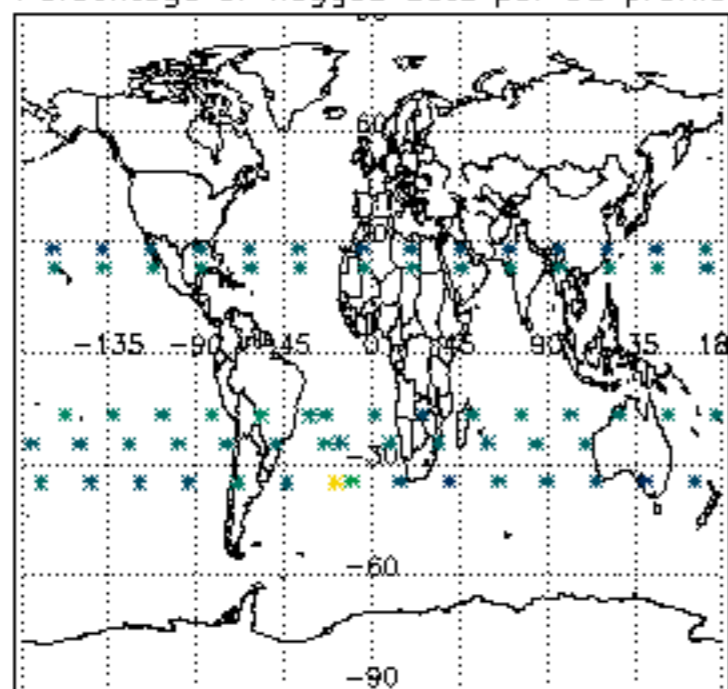
6. Auxiliary Data Files used for the production reported in section 2

The number reported in the third column indicates since which file (see list in section 2) the corresponding auxiliary file has been used. The fourth column is the date of those product files.

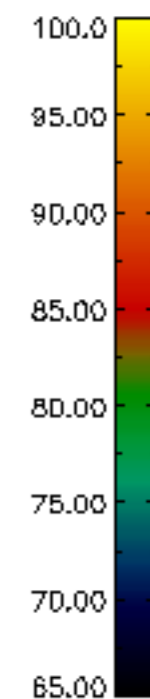
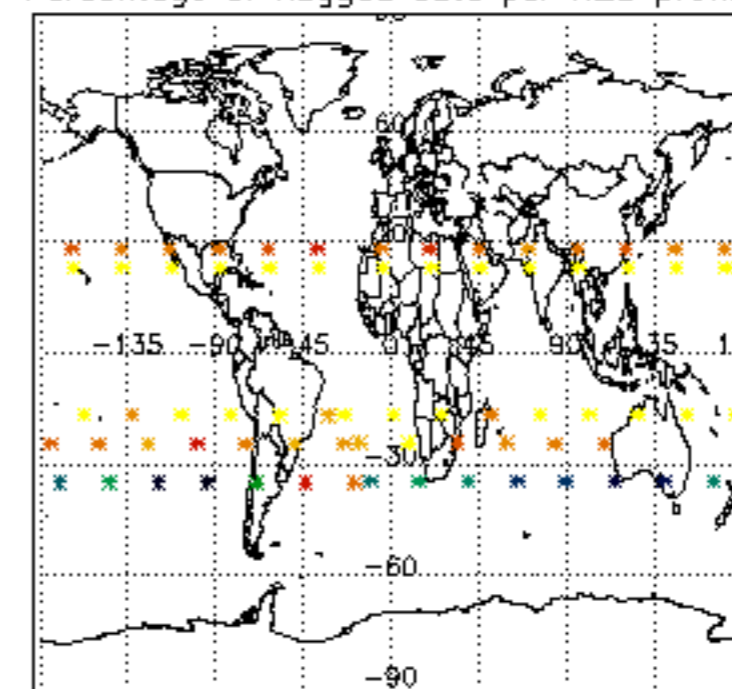
Type	Auxiliary Filename	Used since product	Used since product date
INST_PHYS_CHARACTERISTICS	GOM_INS_AXVIEC20091111_143220_20030716_120000_20500101_000000	1	11-OCT-2005 00:16:43
LEVEL-2_PROC_CONFIG	GOM_PR2_AXVIEC20091111_152718_20020301_000000_20500101_000000	1	11-OCT-2005 00:16:43
CROSS_SECTIONS_FILE	GOM_CRS_AXVIEC20091111_154832_20020301_000000_20500101_000000	1	11-OCT-2005 00:16:43



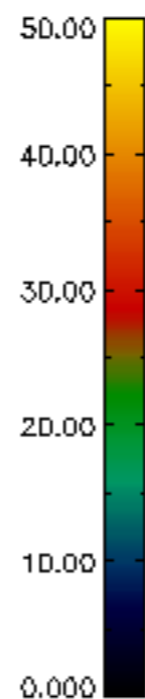
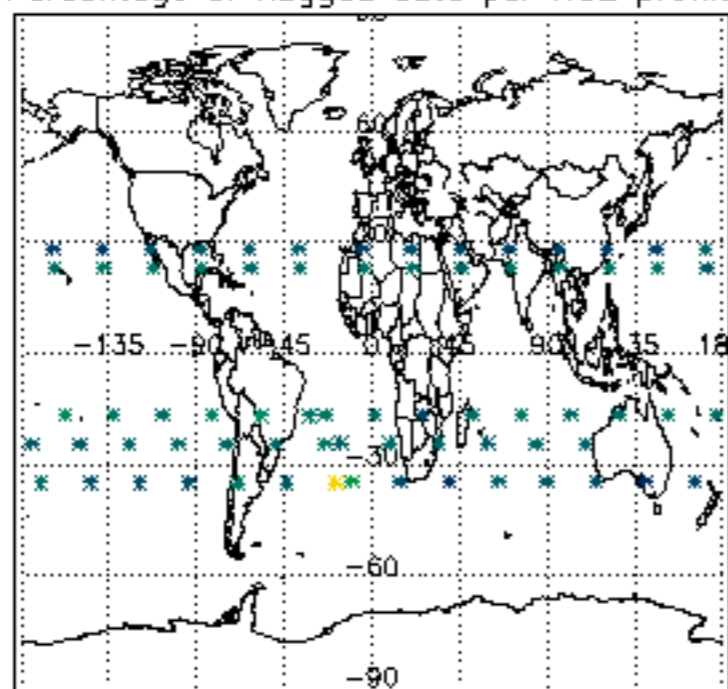
Percentage of flagged data per D3 profile



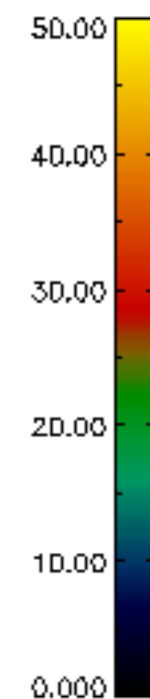
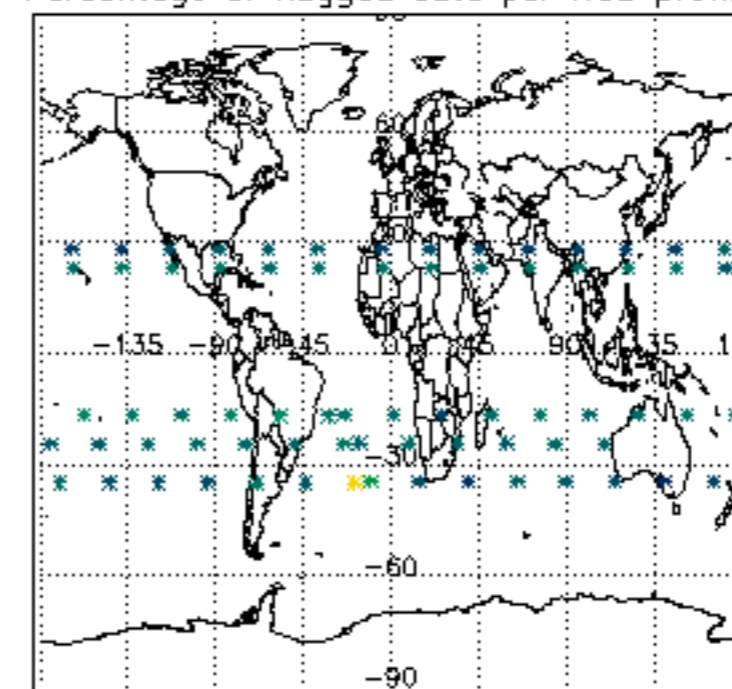
Percentage of flagged data per H2O profile

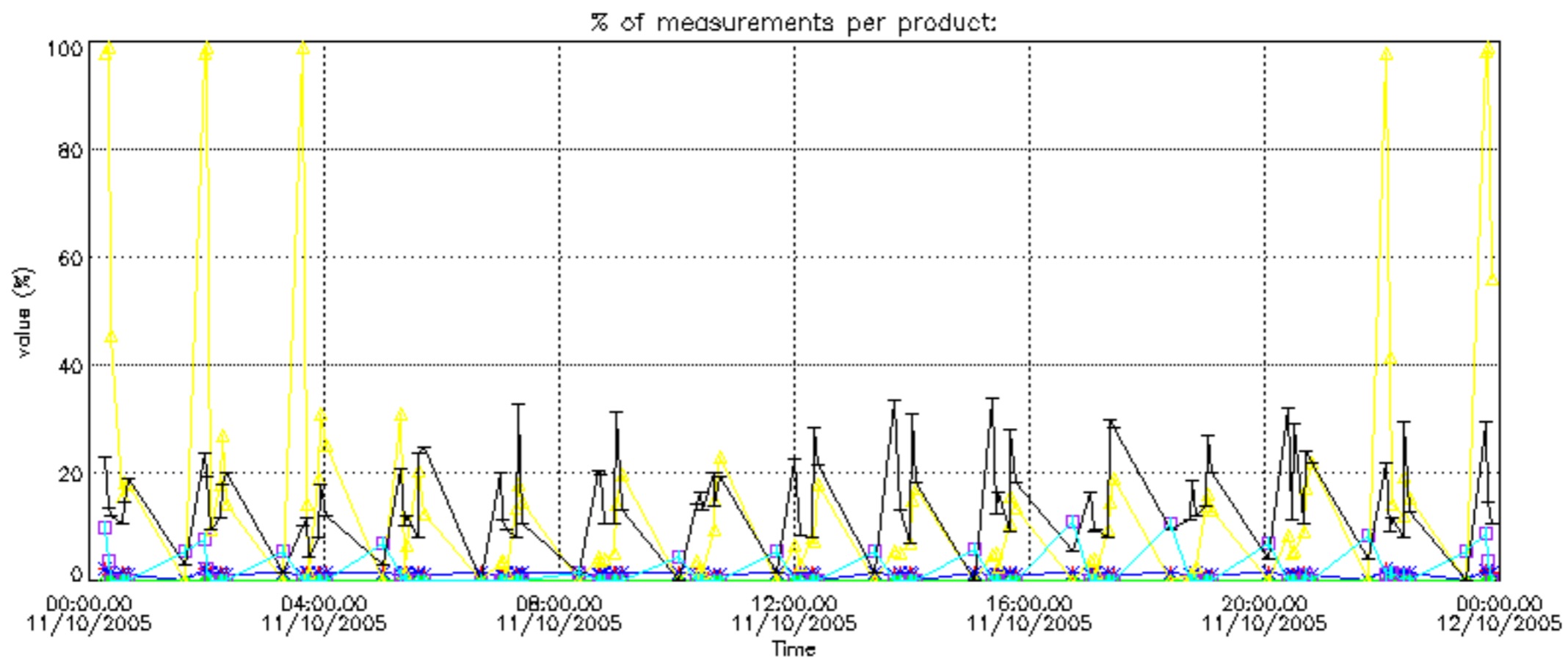


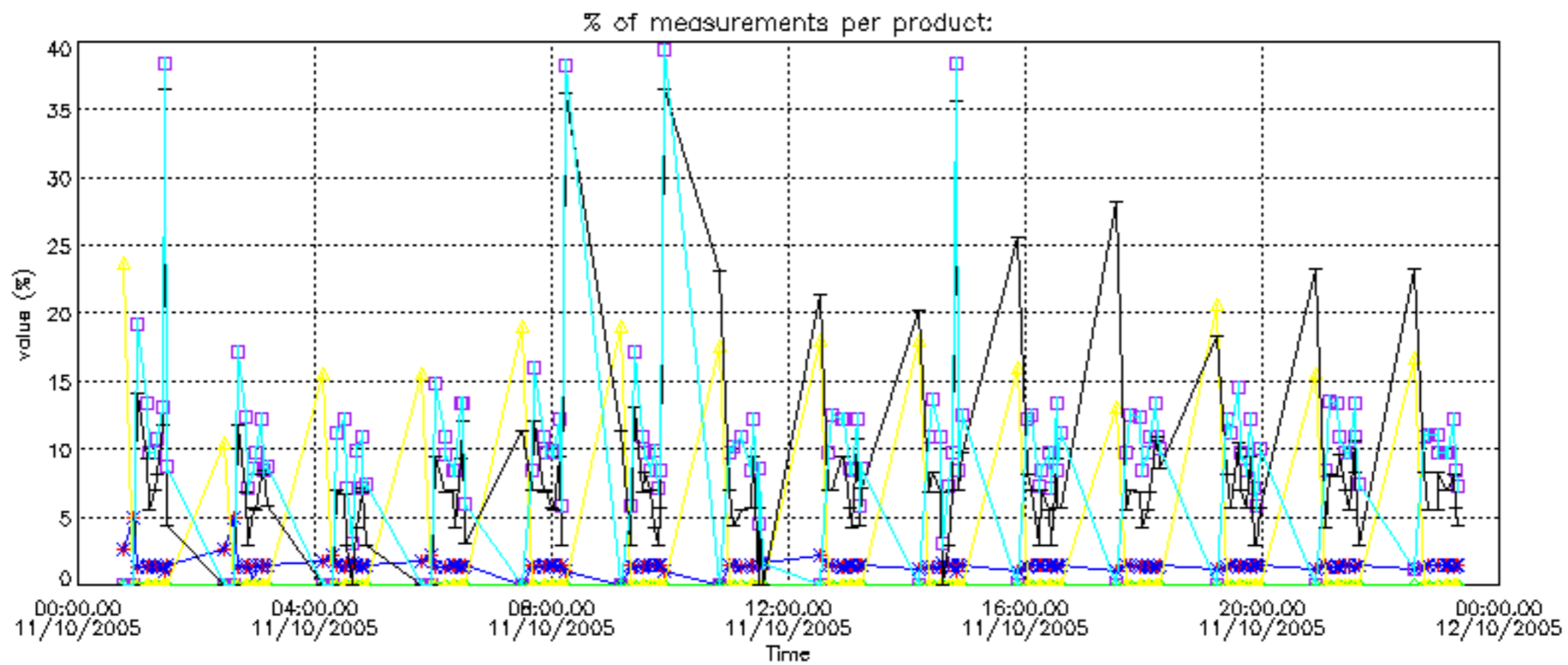
Percentage of flagged data per NO2 profile



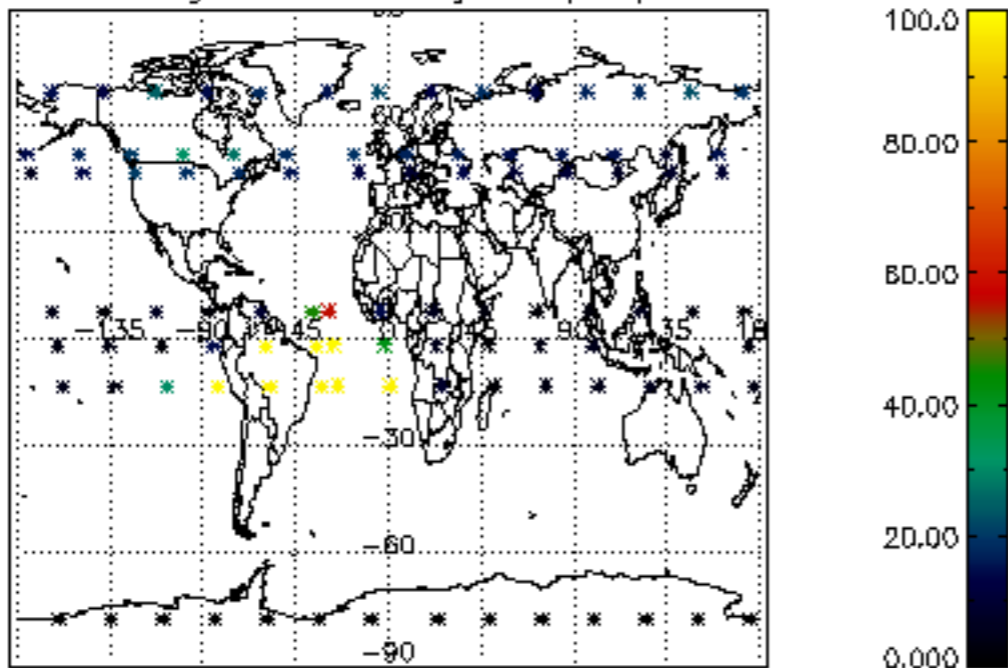
Percentage of flagged data per NO3 profile



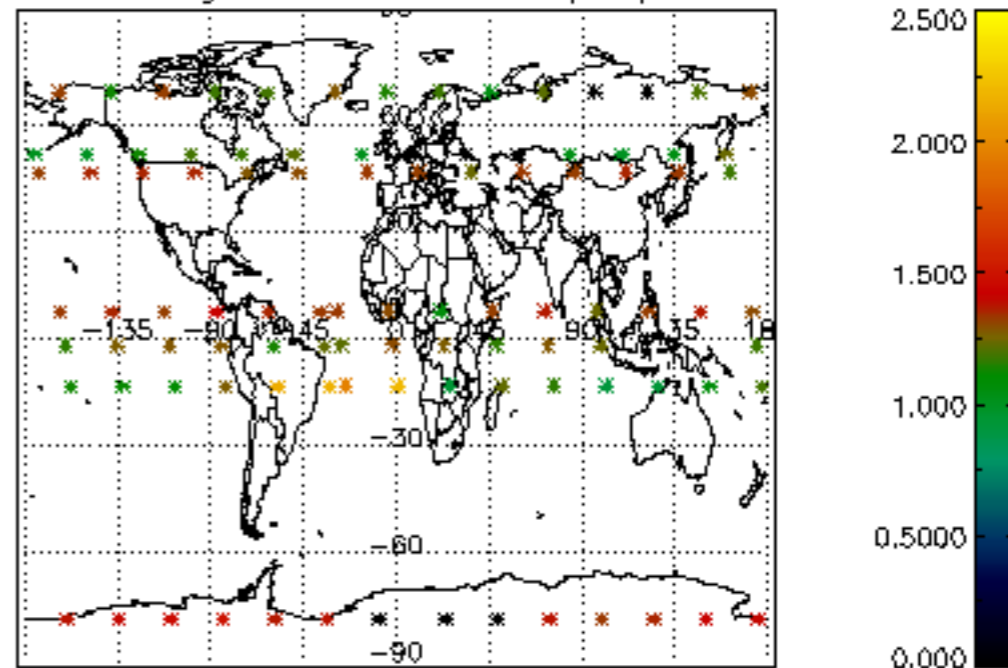




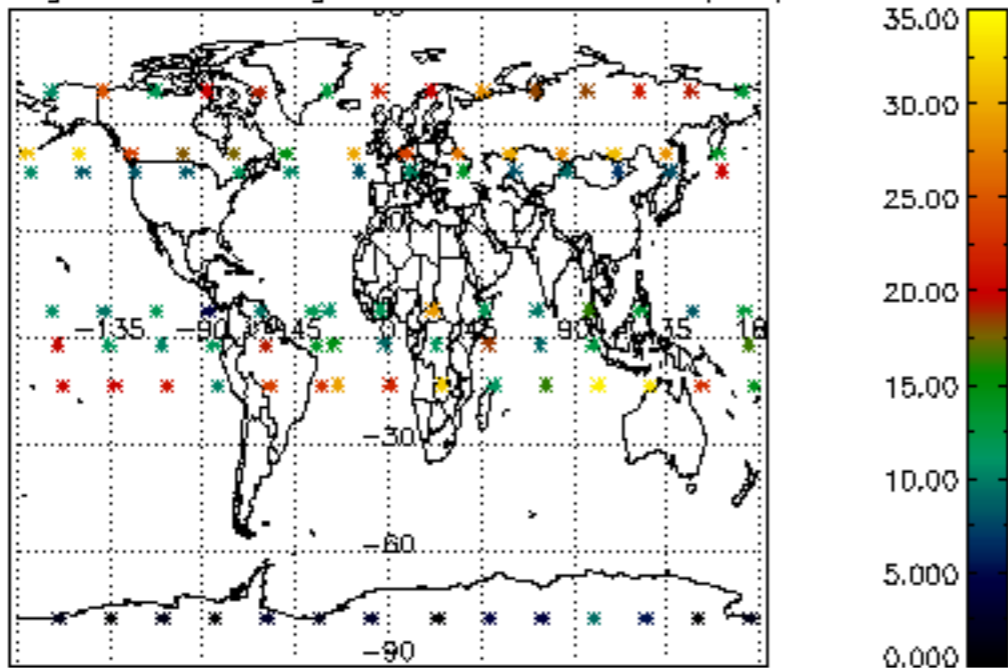
Percentage of cosmic ray hits per profile



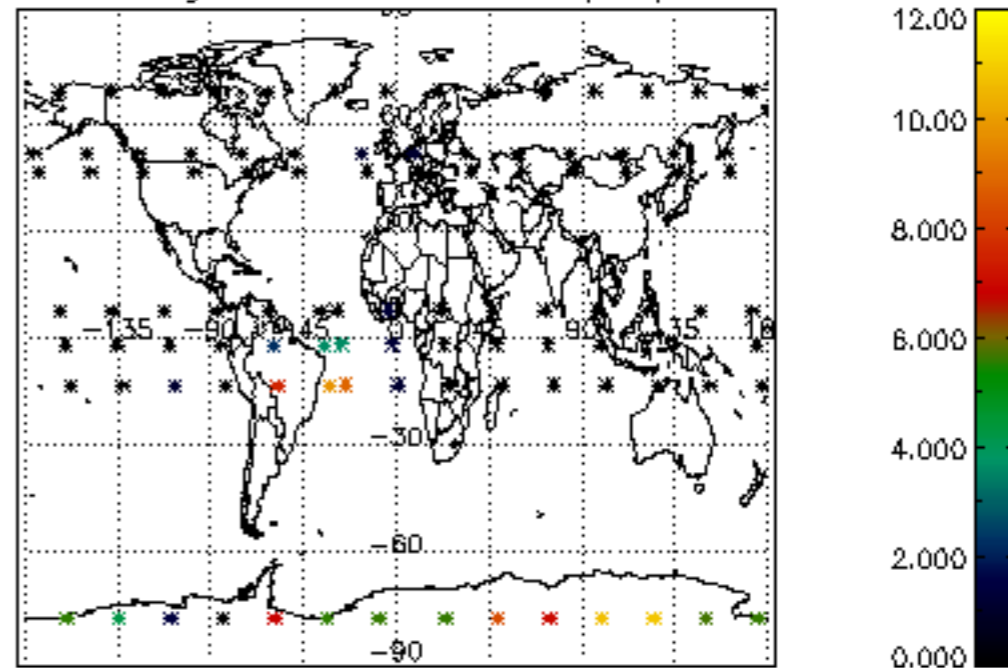
Percentage of datation errors per profile



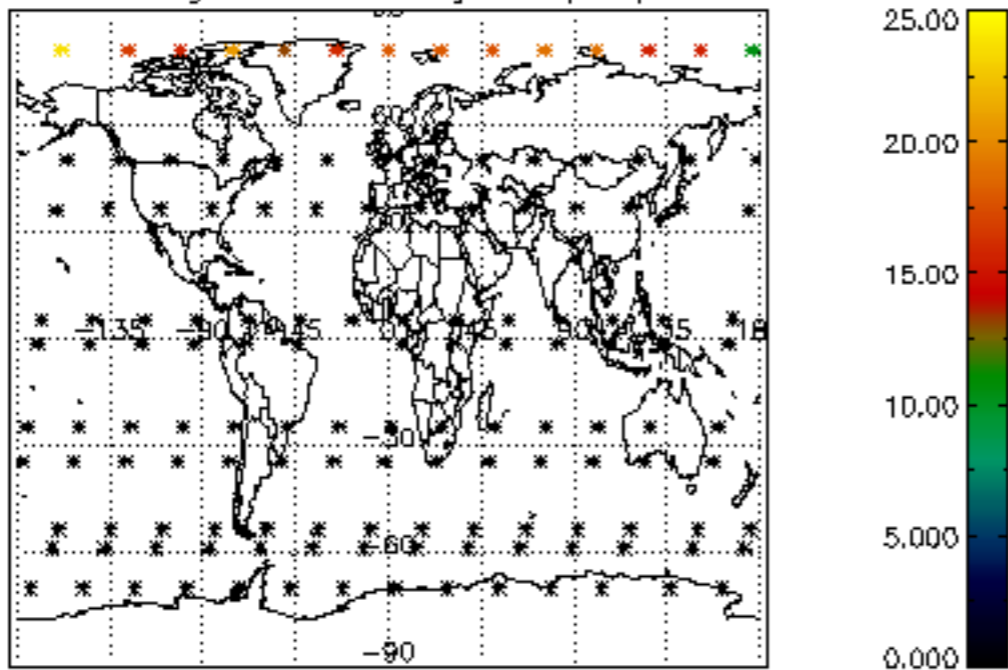
Percentage of star falling outside central band per profile



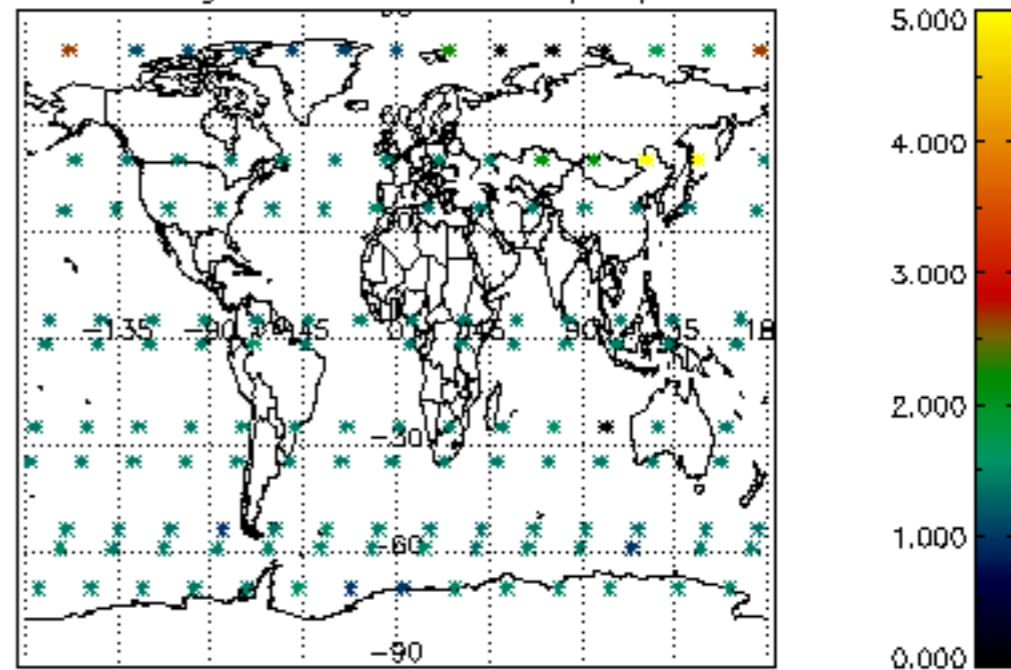
Percentage of saturation errors per profile



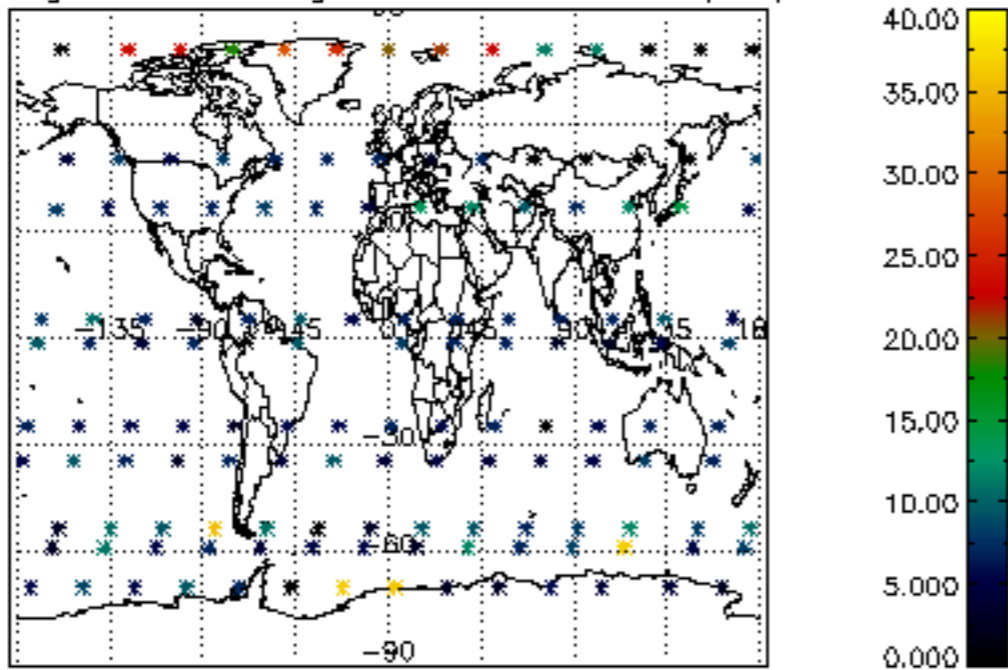
Percentage of cosmic ray hits per profile



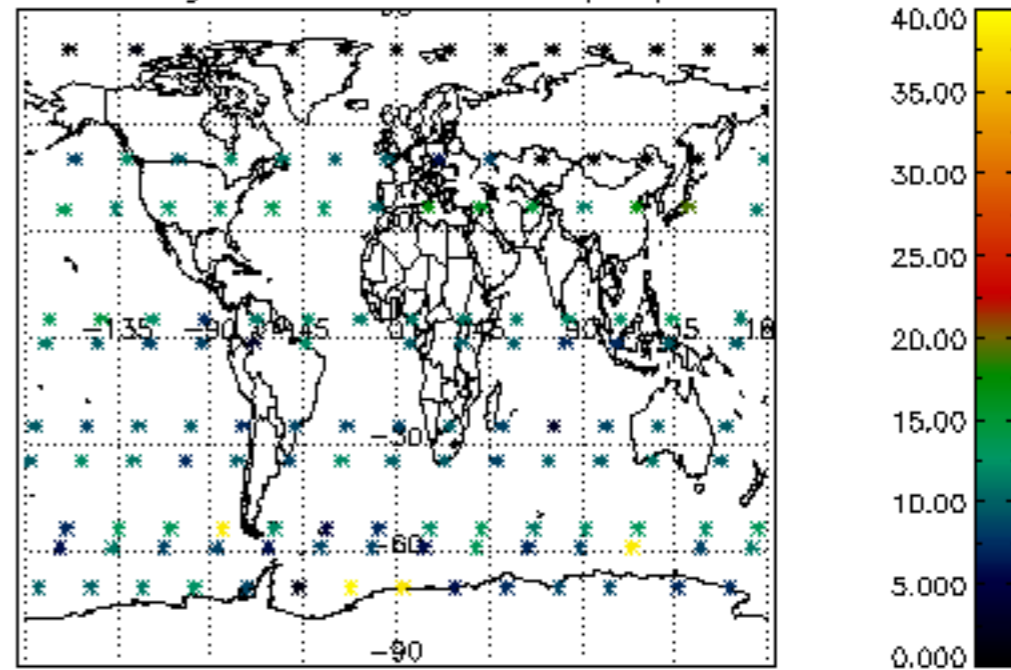
Percentage of datation errors per profile

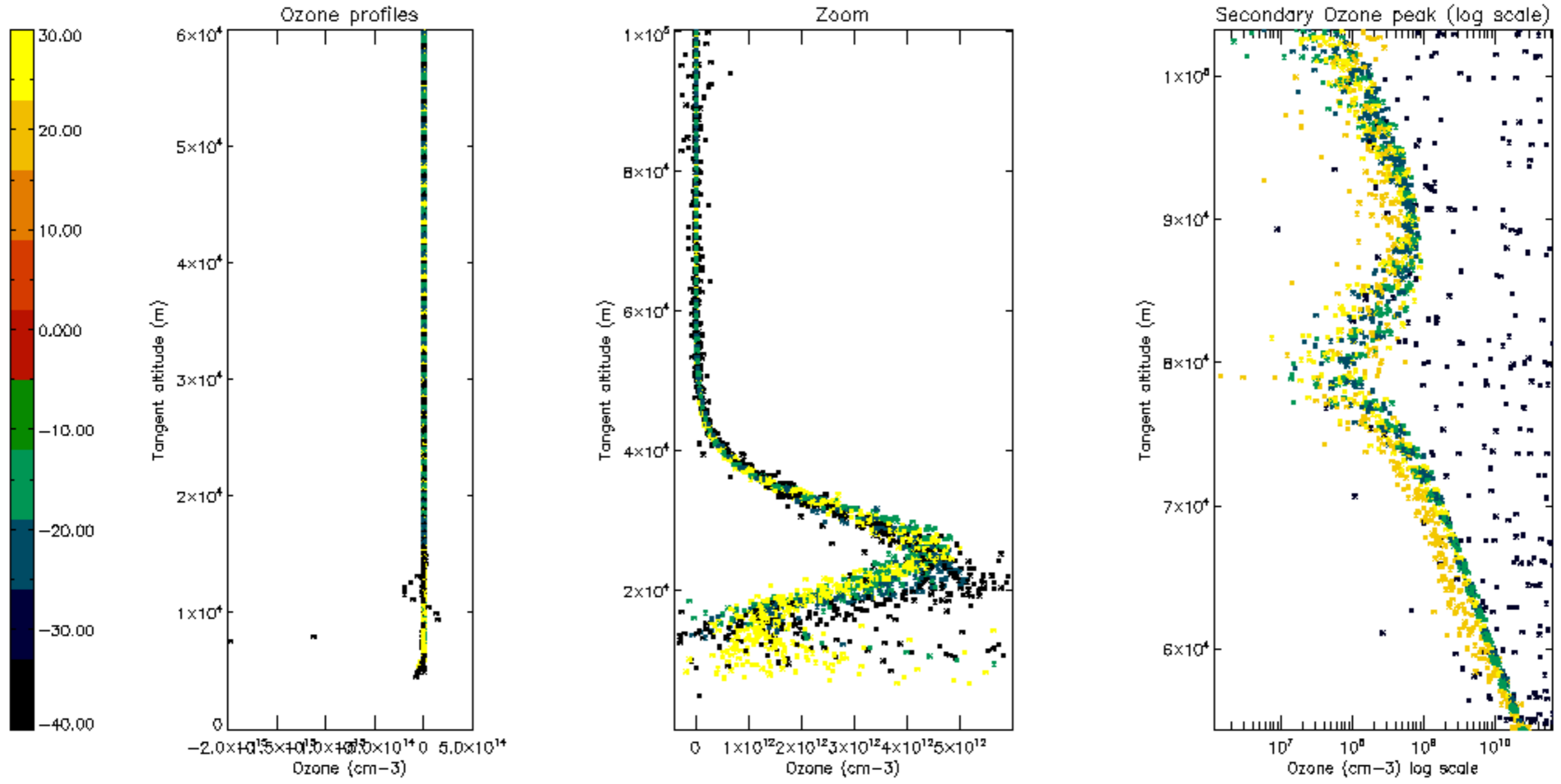


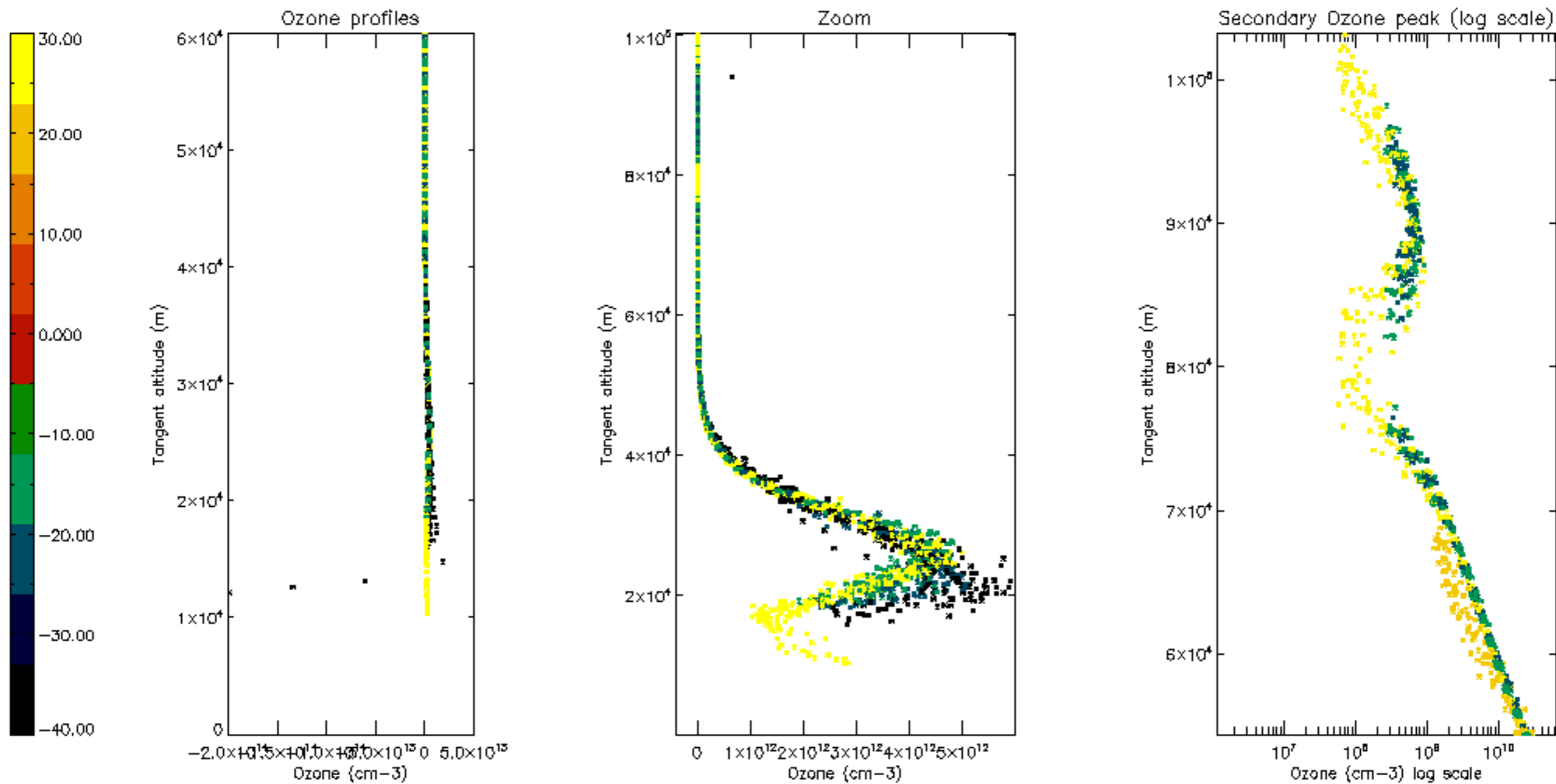
Percentage of star falling outside central band per profile

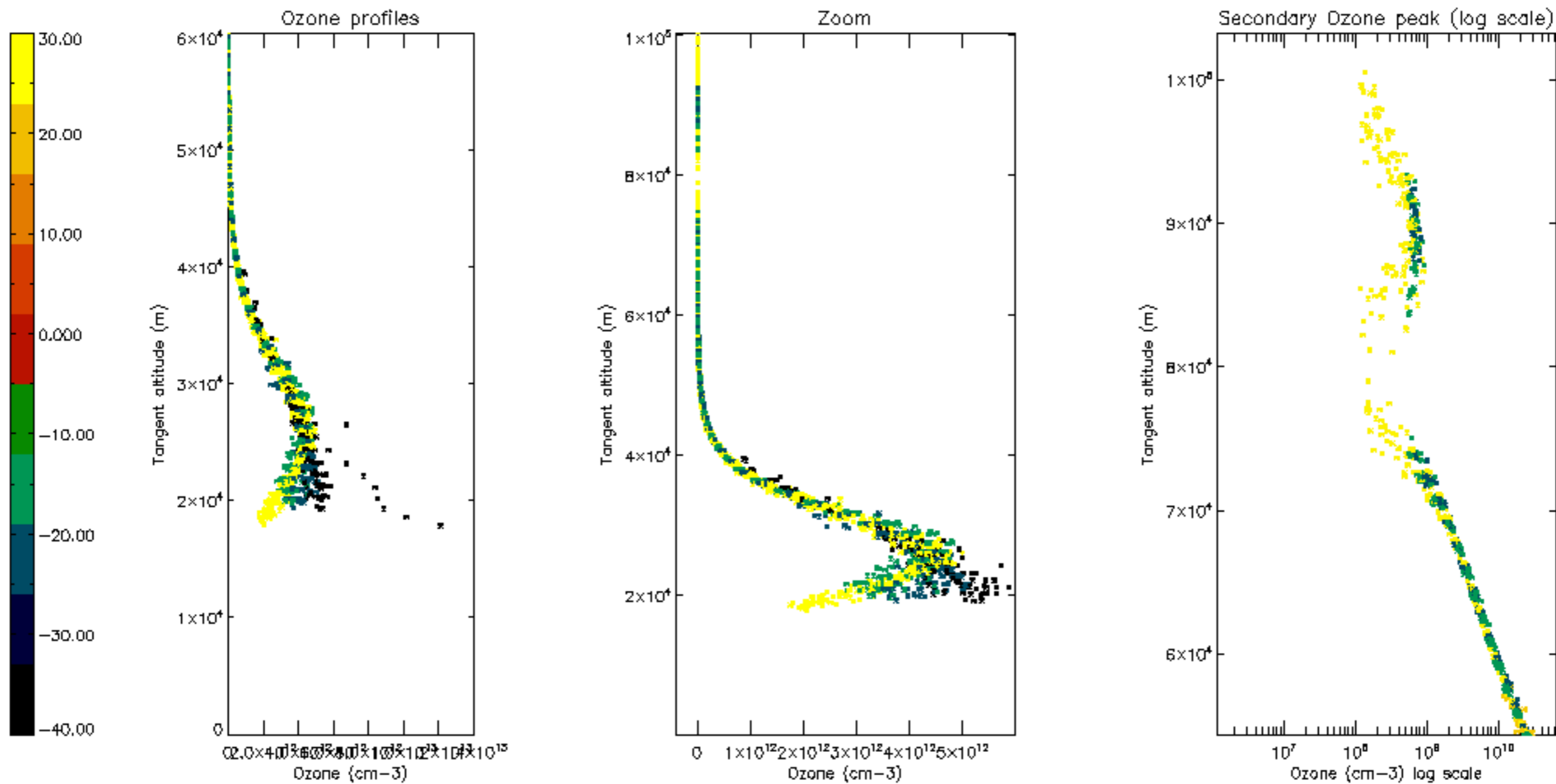


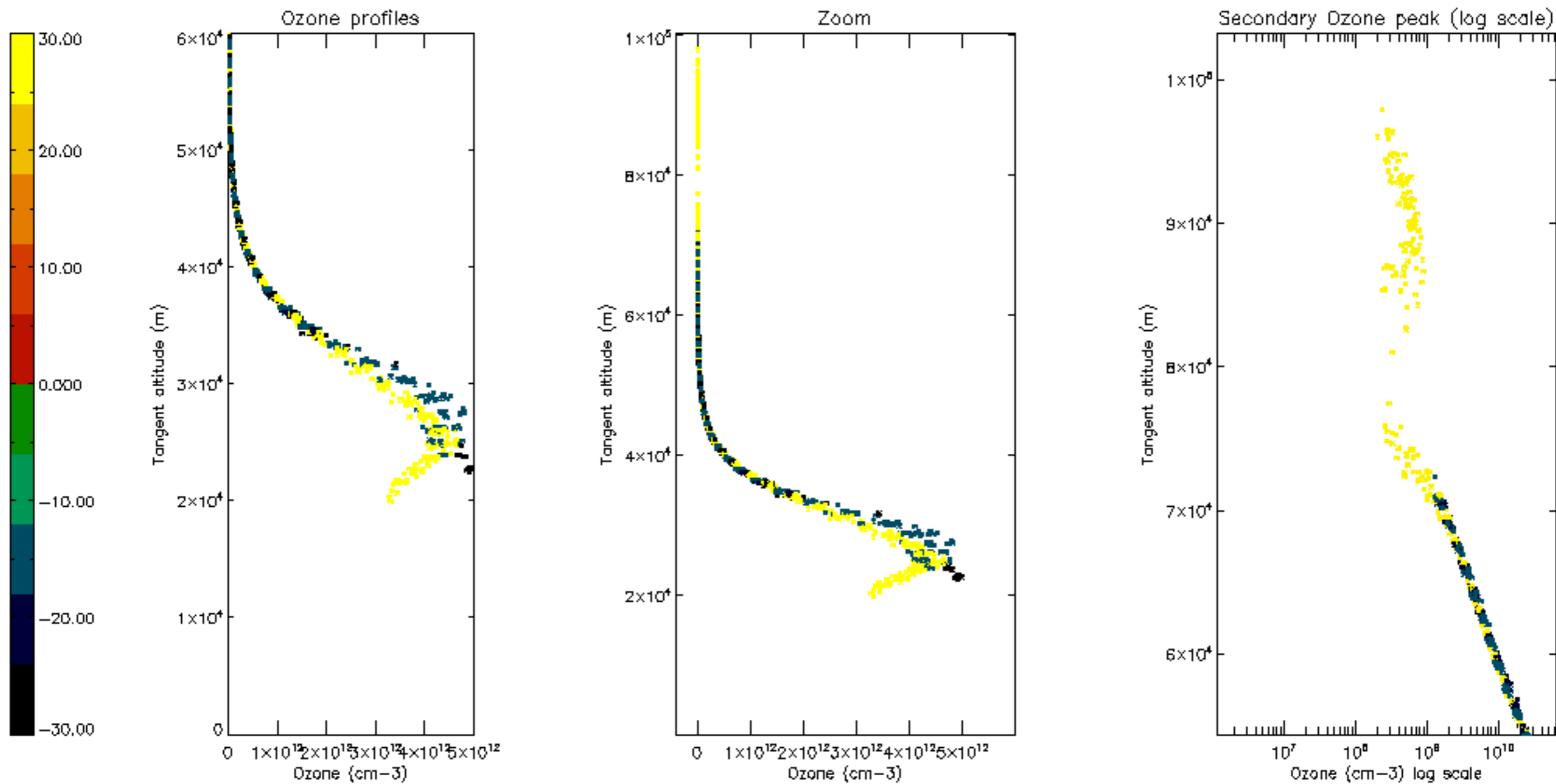
Percentage of saturation errors per profile

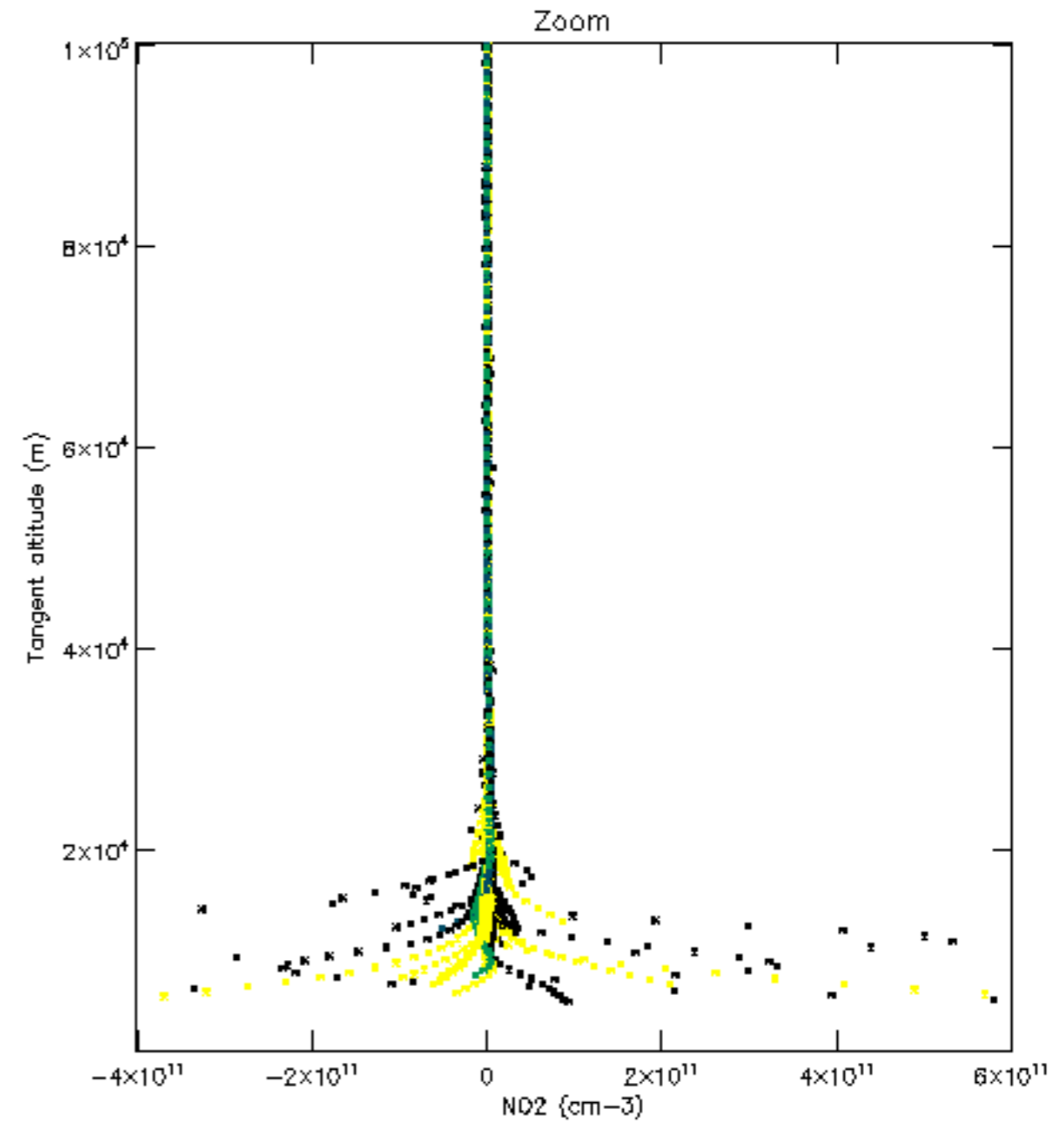
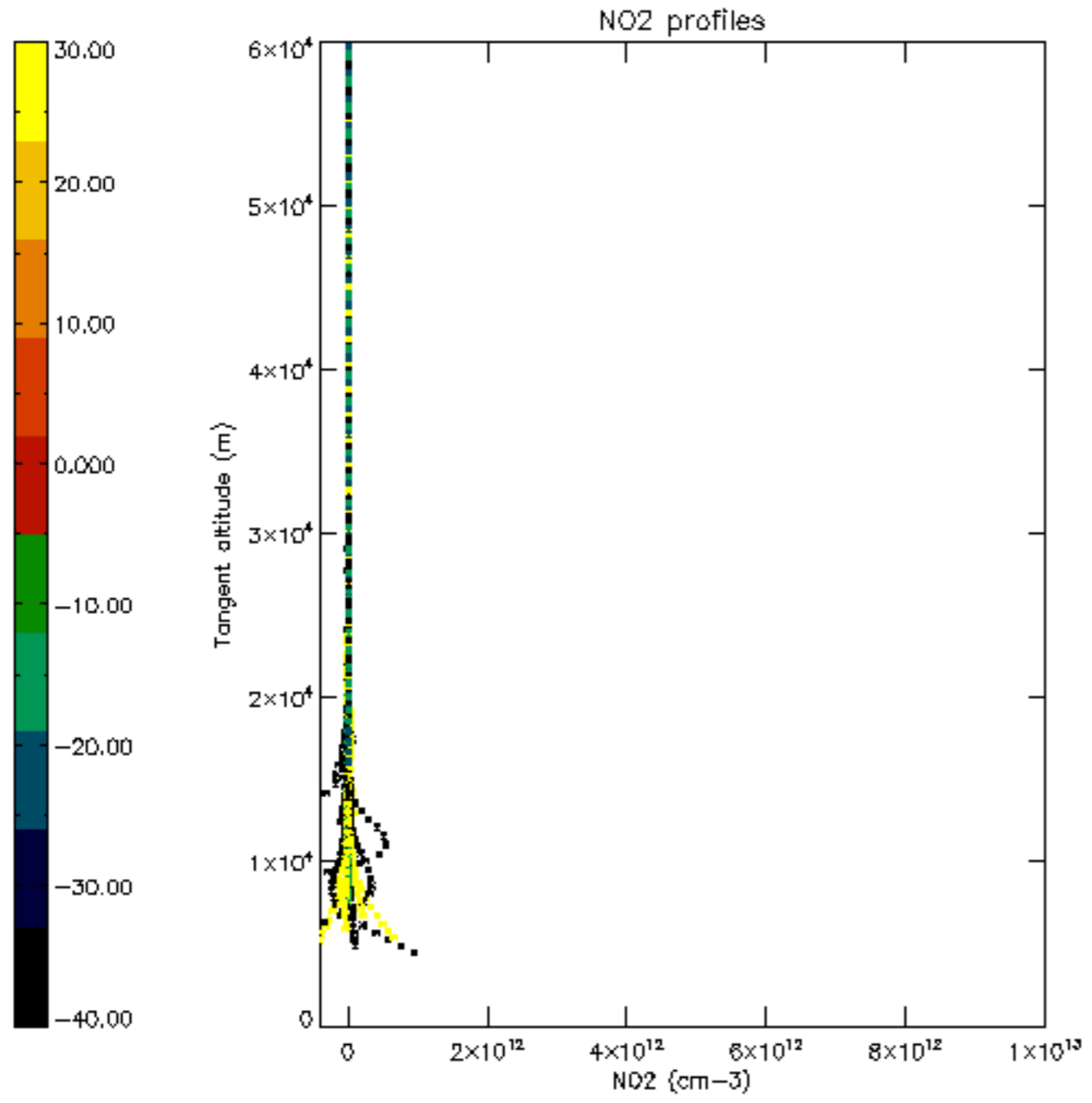


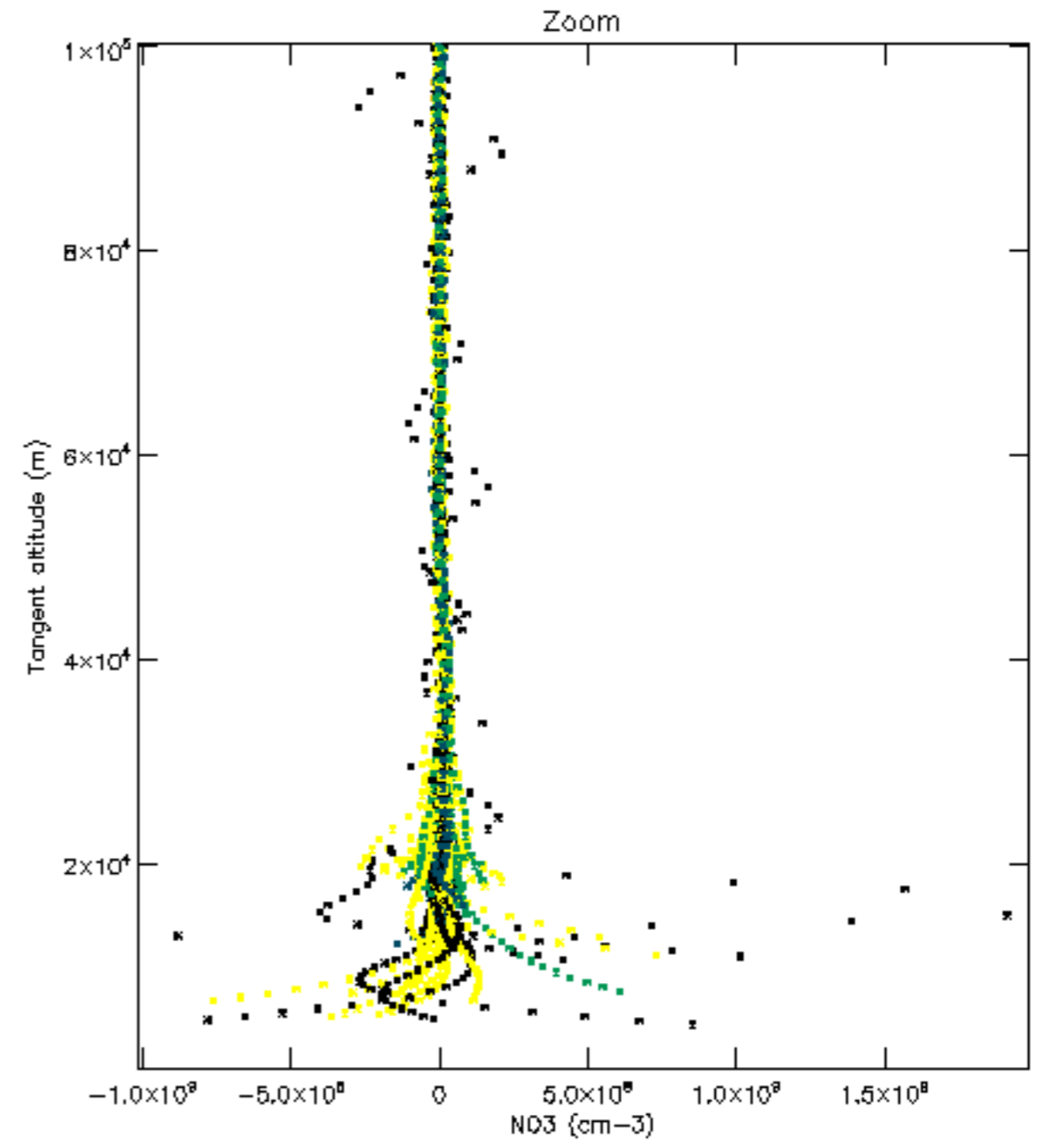
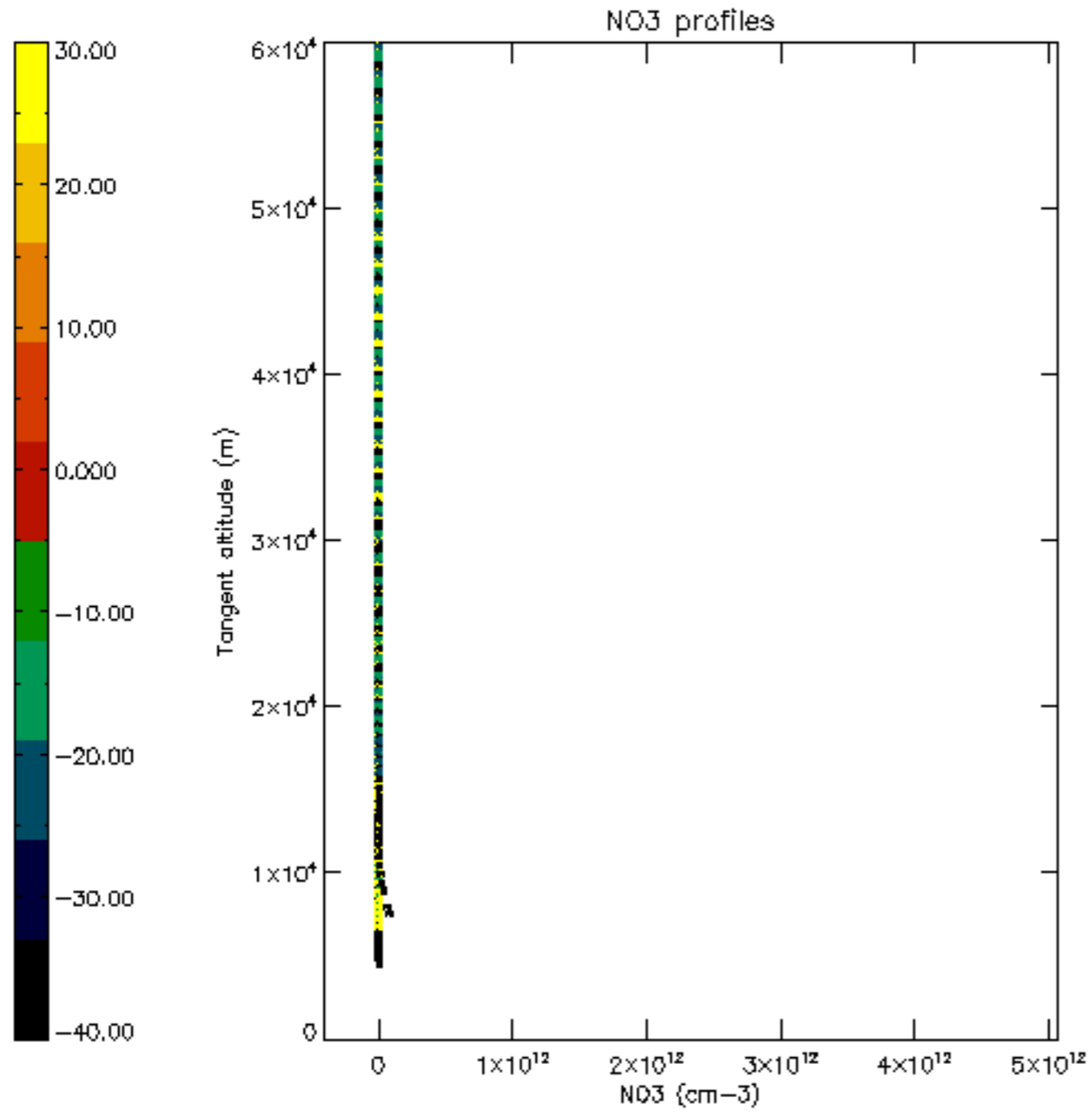


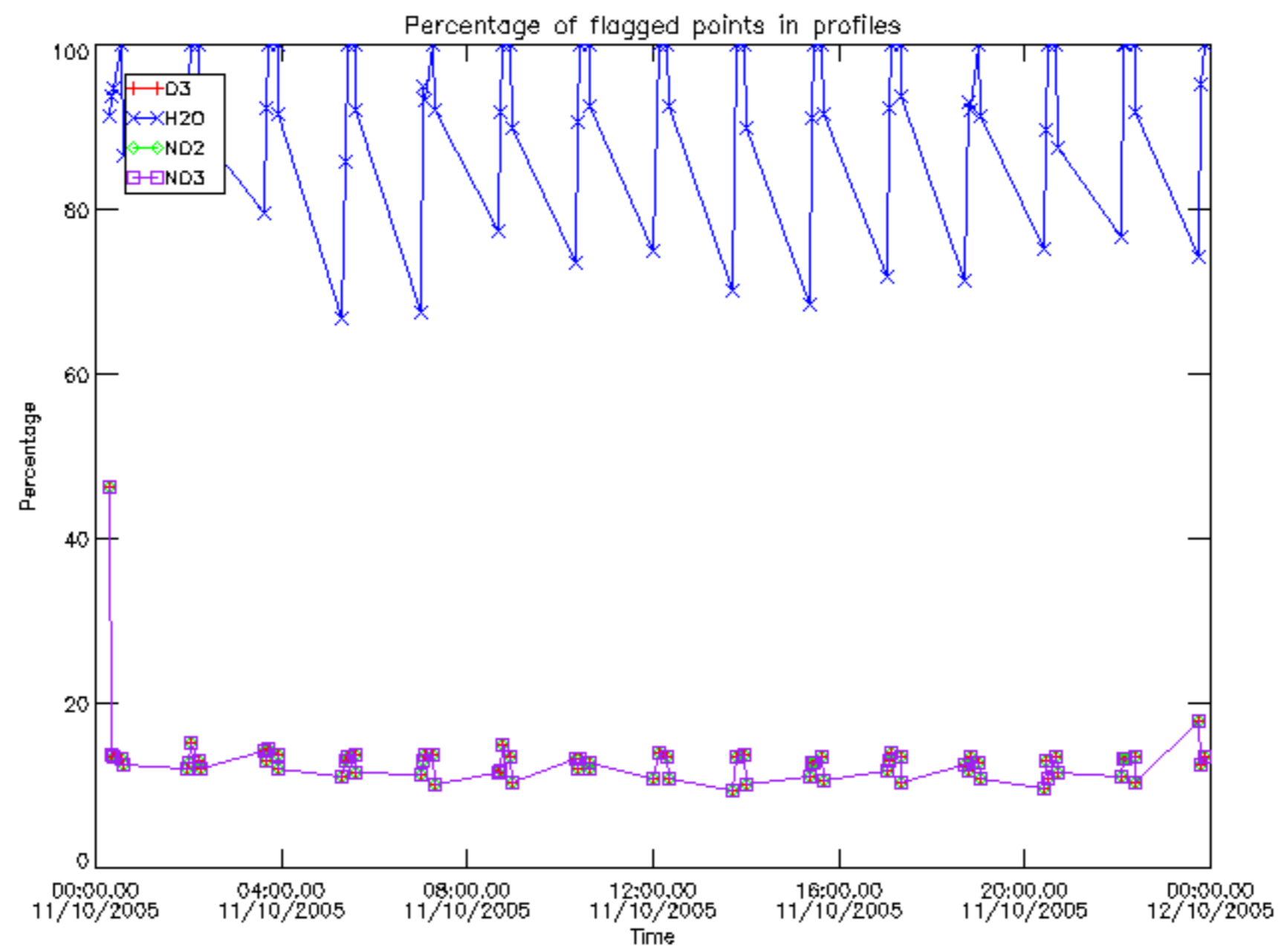




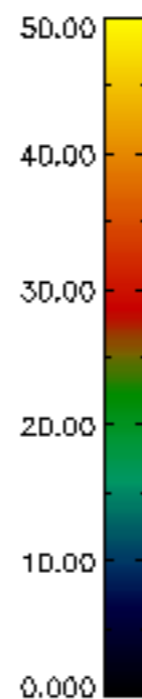
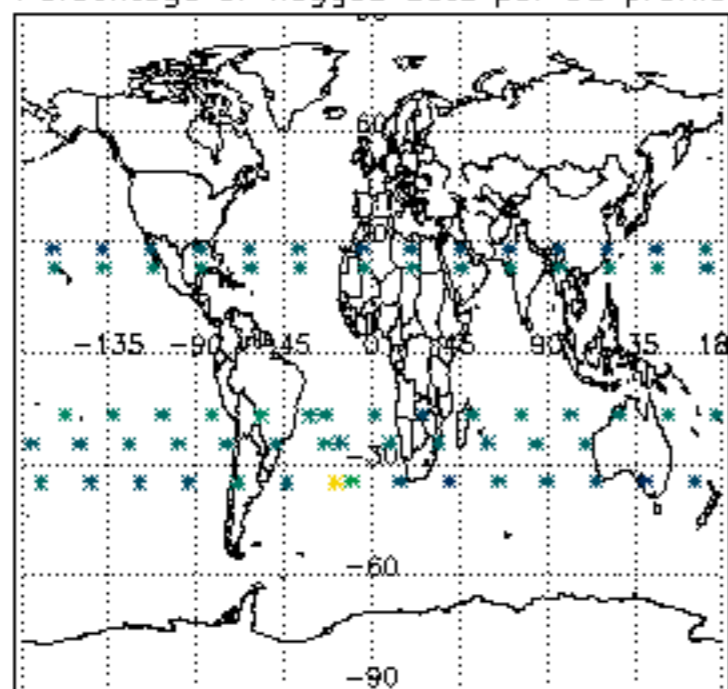




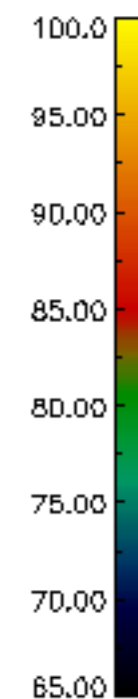
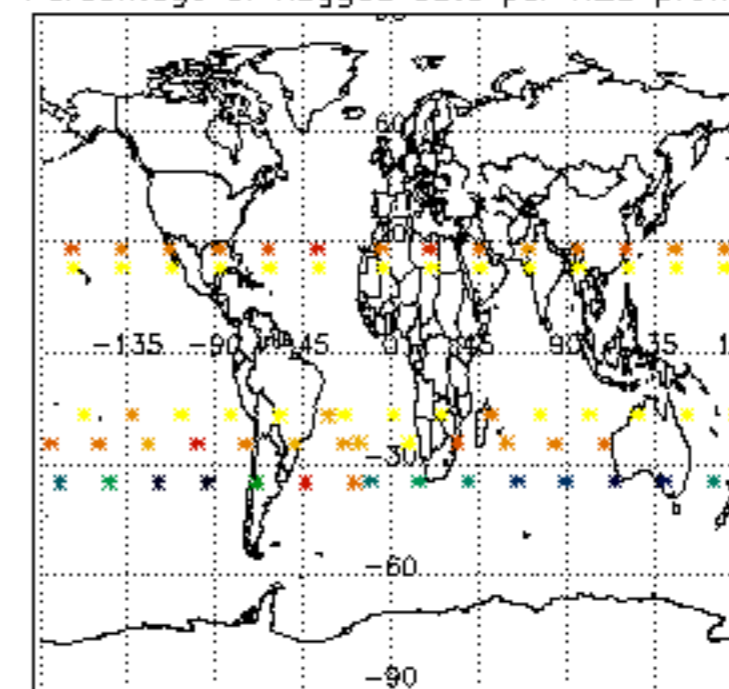




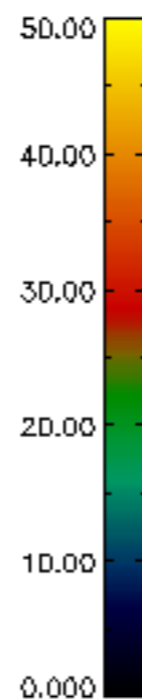
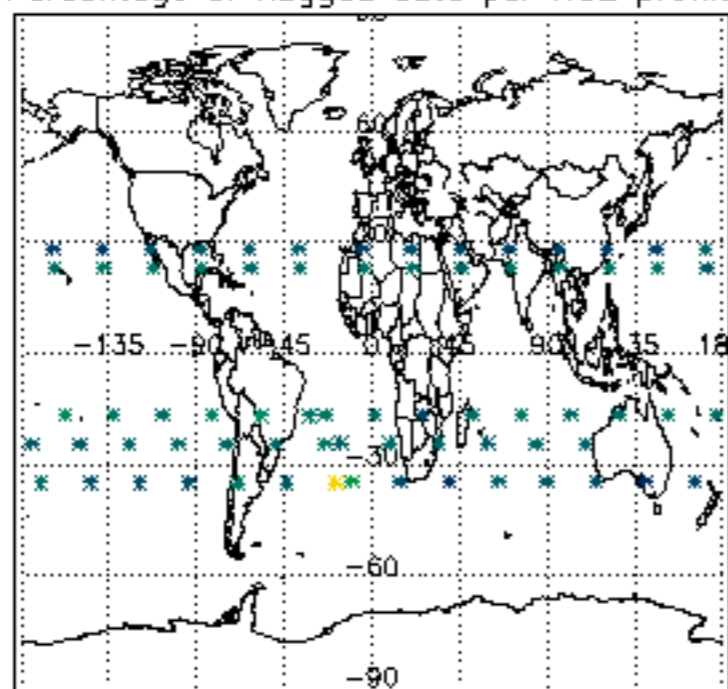
Percentage of flagged data per D3 profile



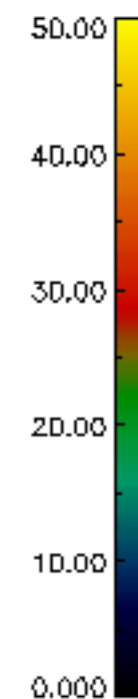
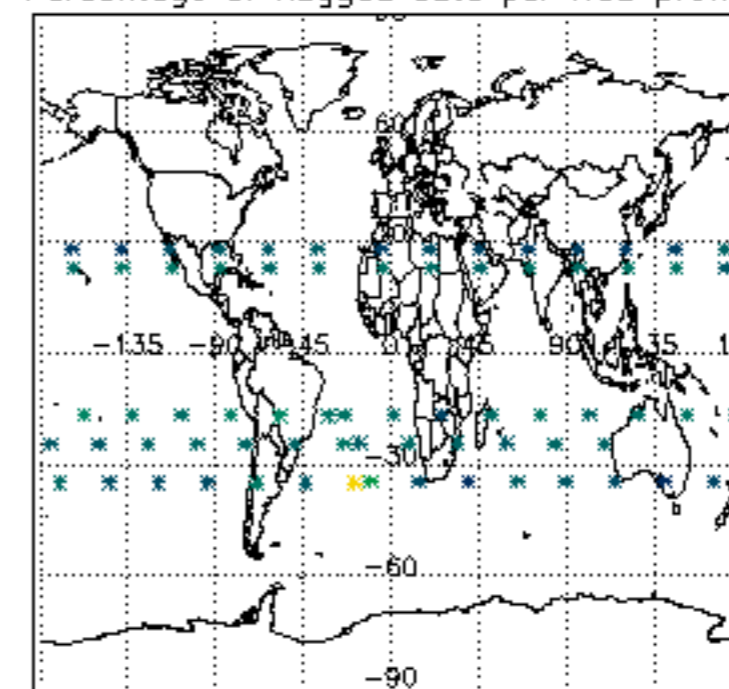
Percentage of flagged data per H2O profile

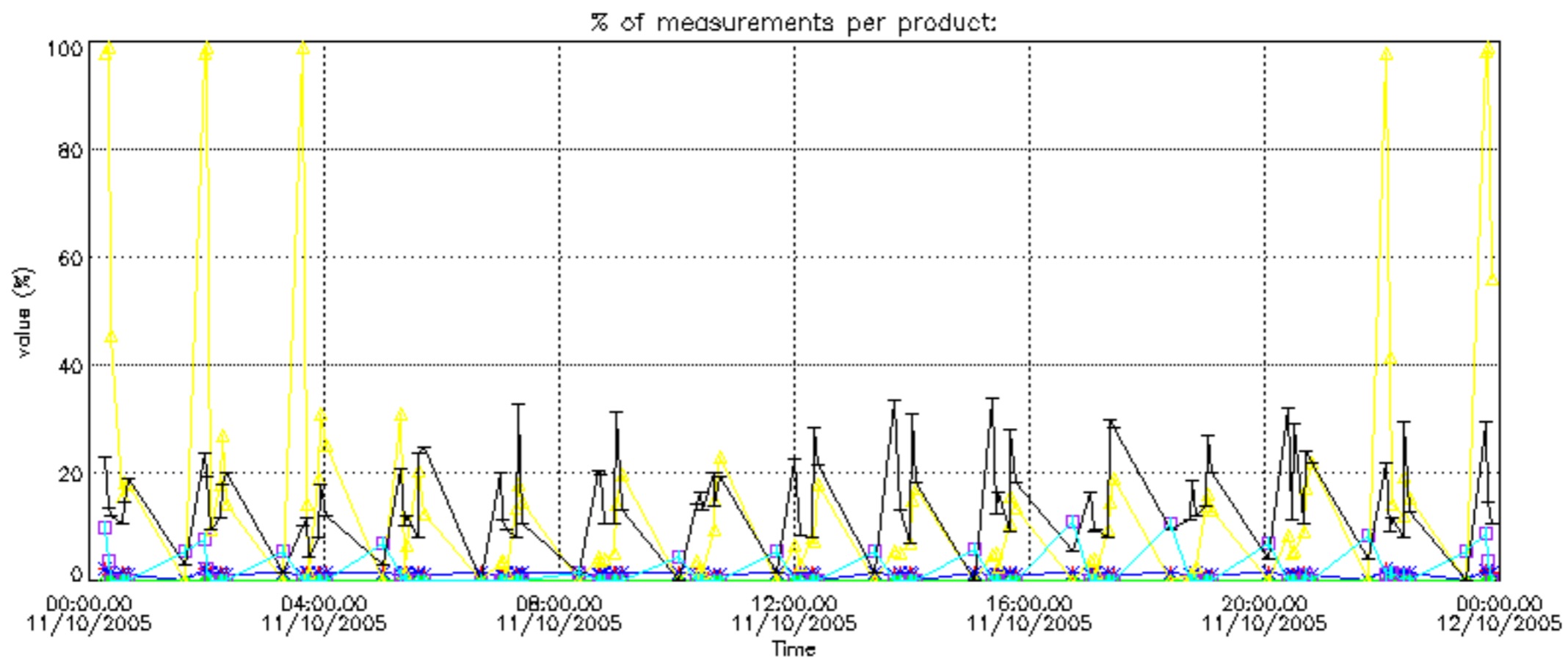


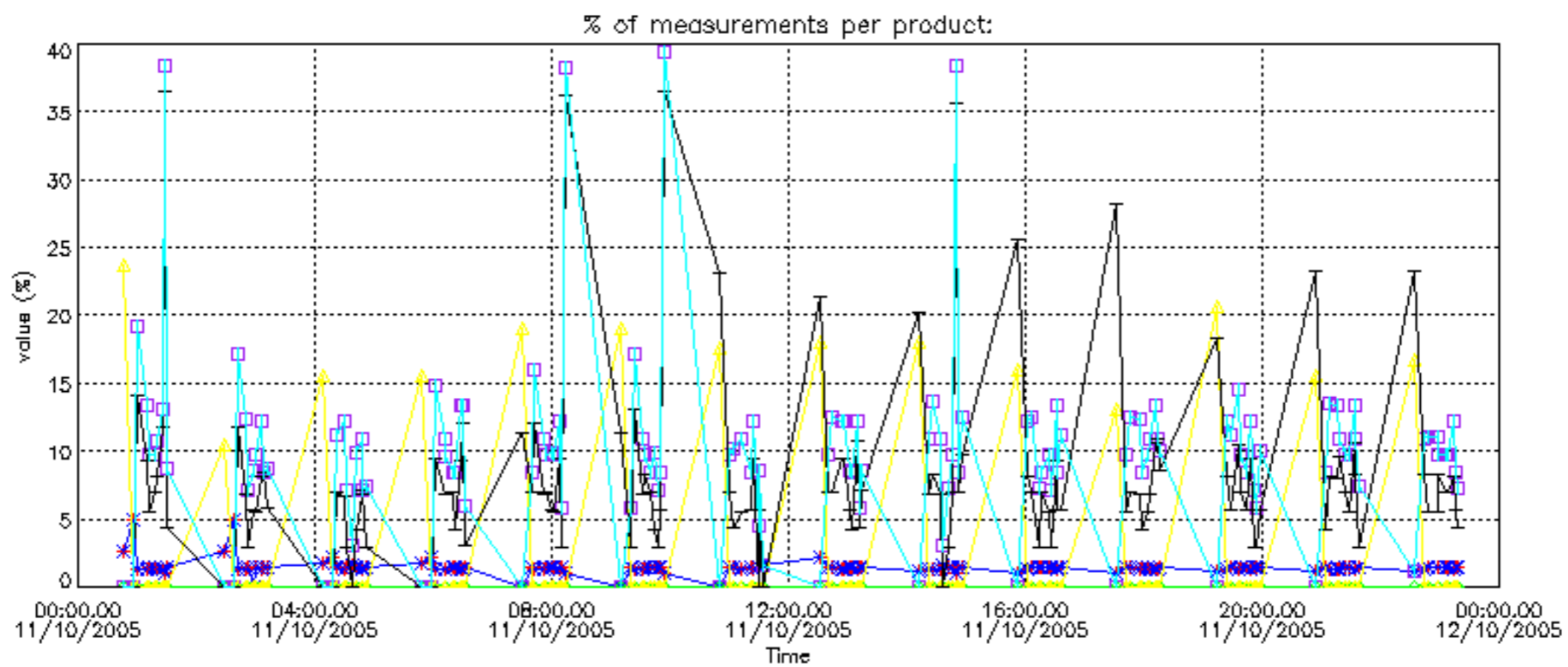
Percentage of flagged data per NO2 profile



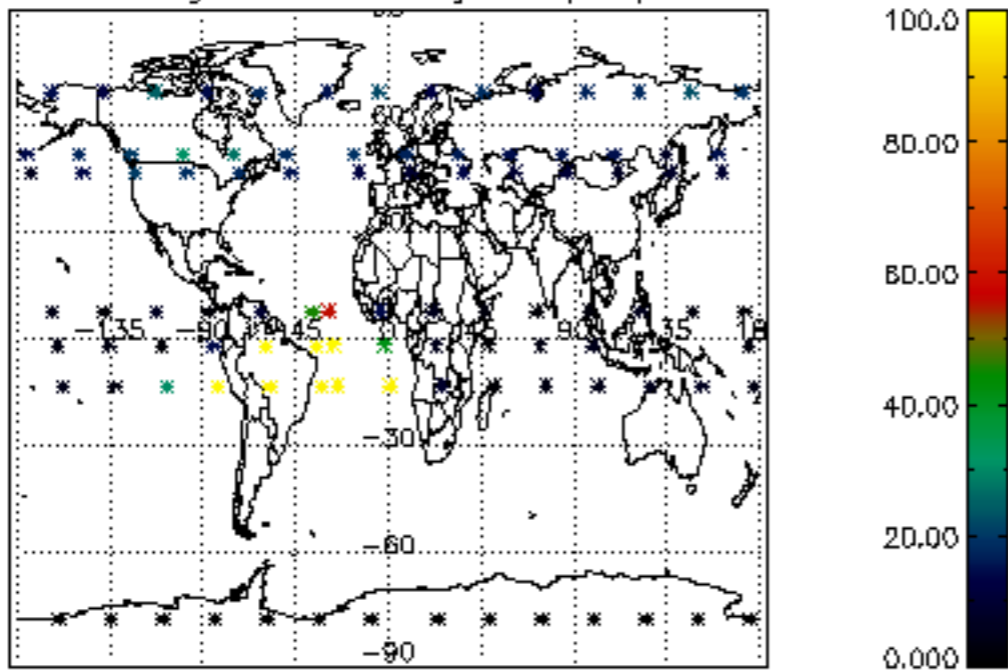
Percentage of flagged data per NO3 profile



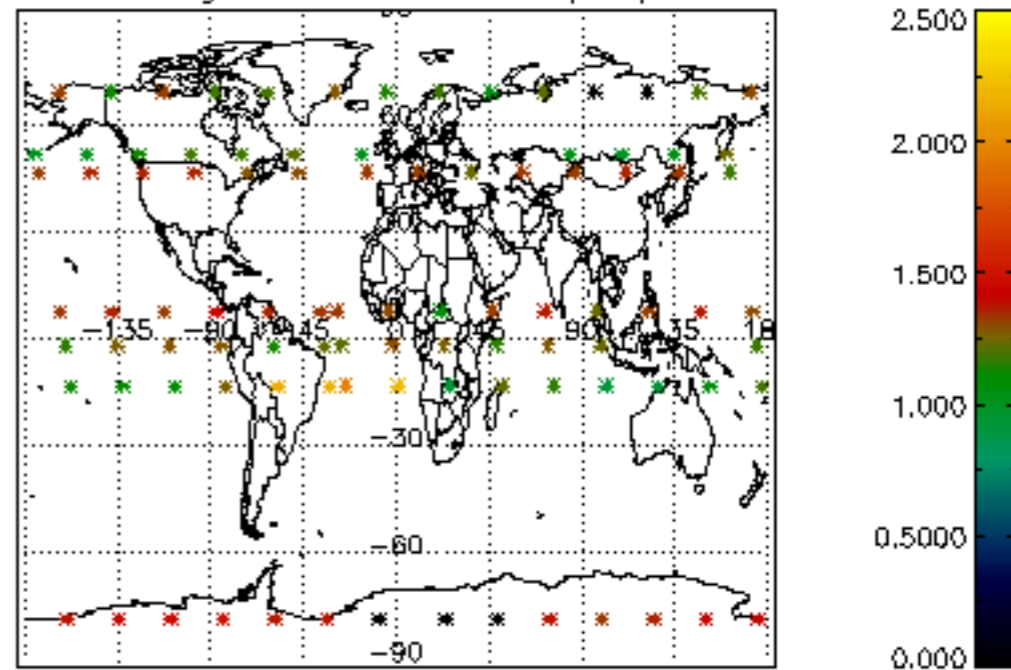




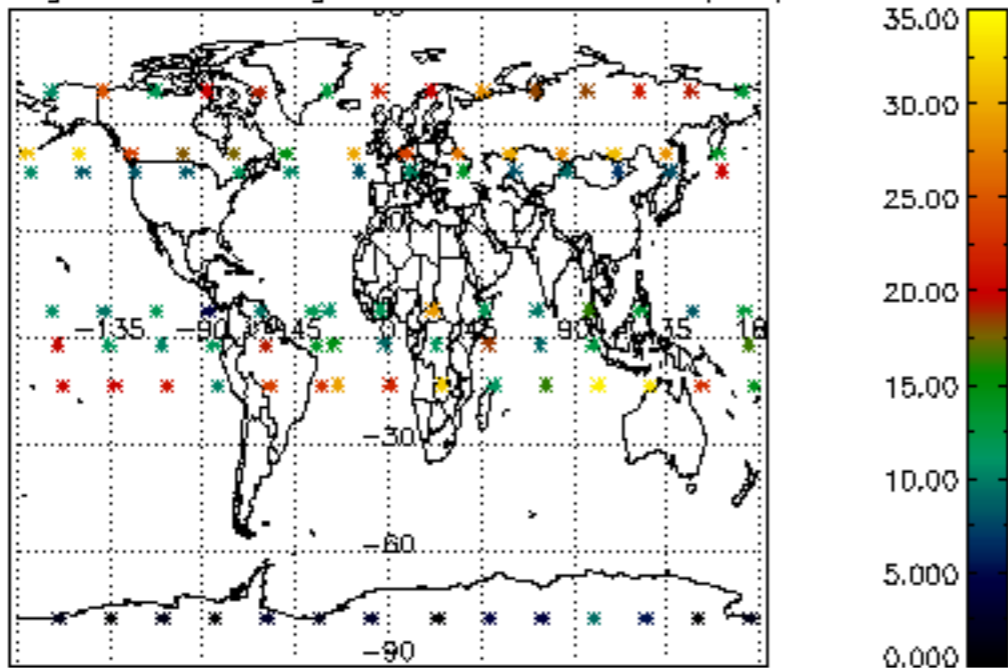
Percentage of cosmic ray hits per profile



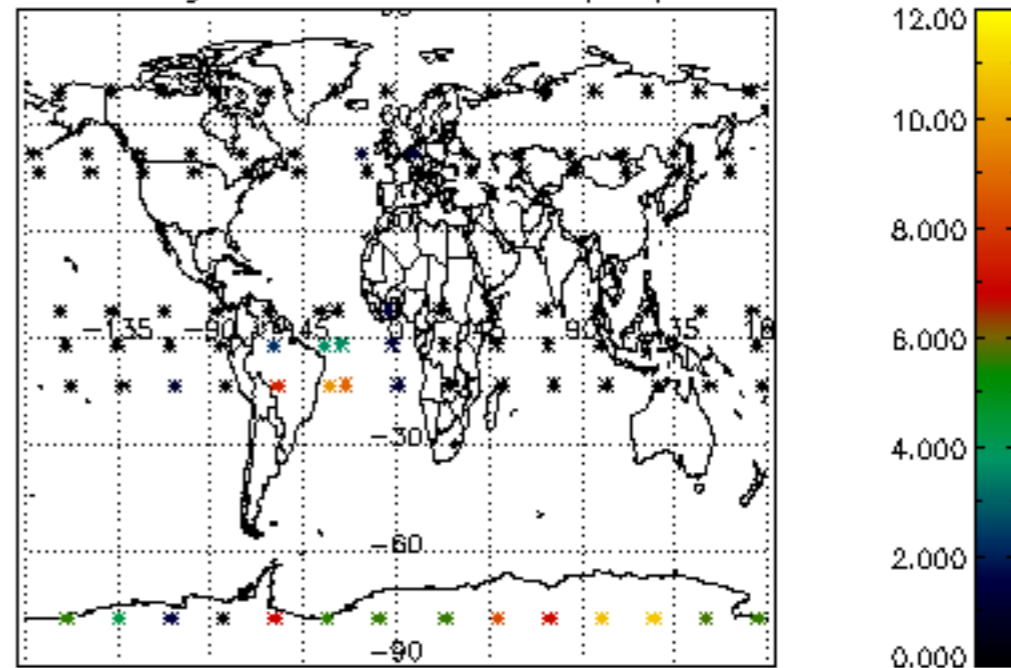
Percentage of datation errors per profile



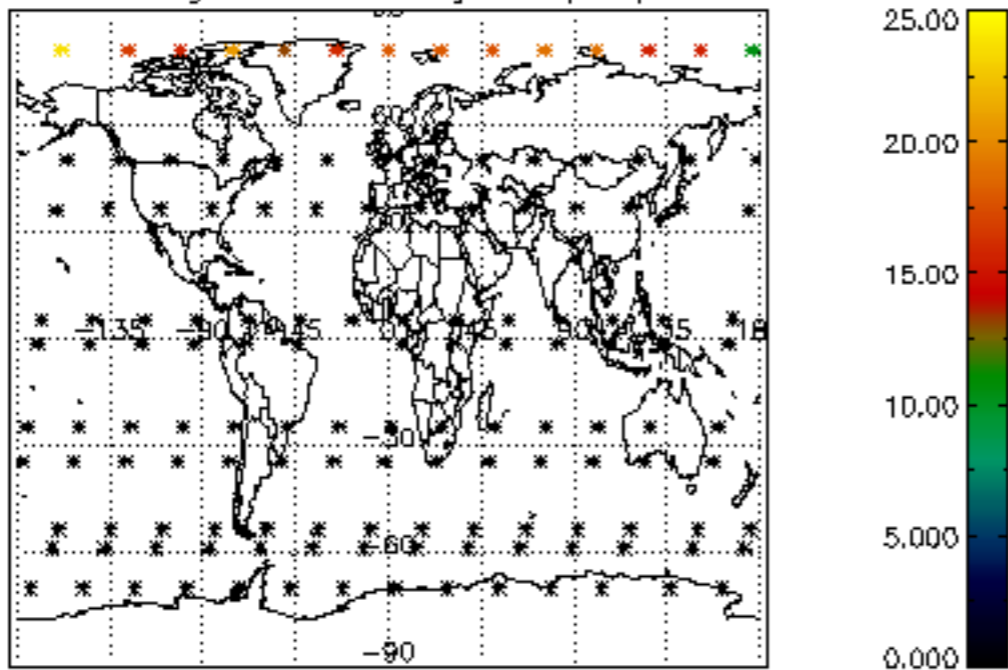
Percentage of star falling outside central band per profile



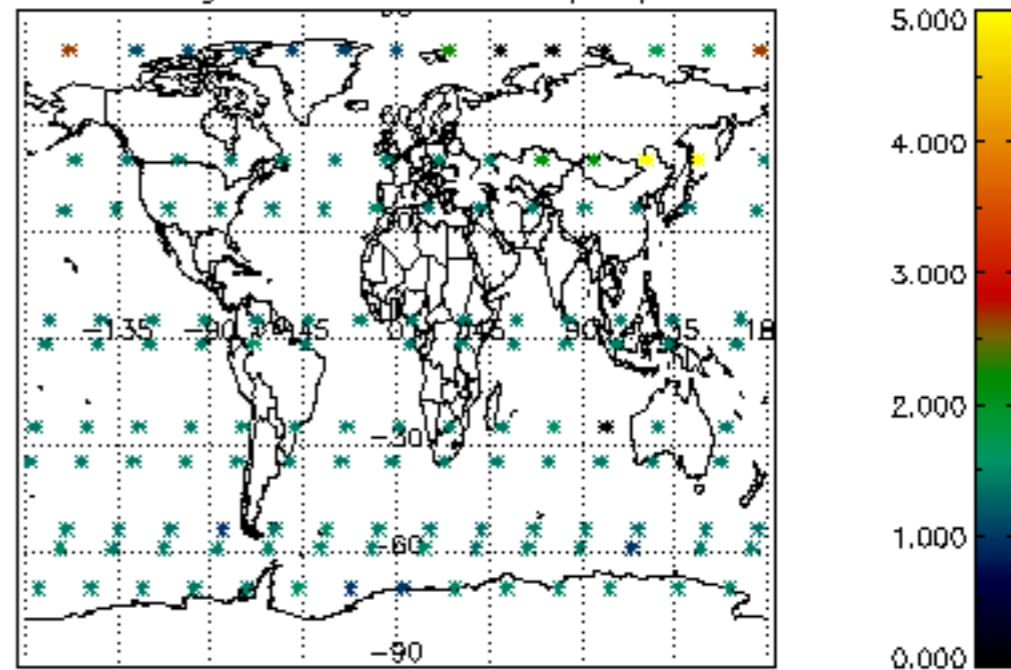
Percentage of saturation errors per profile



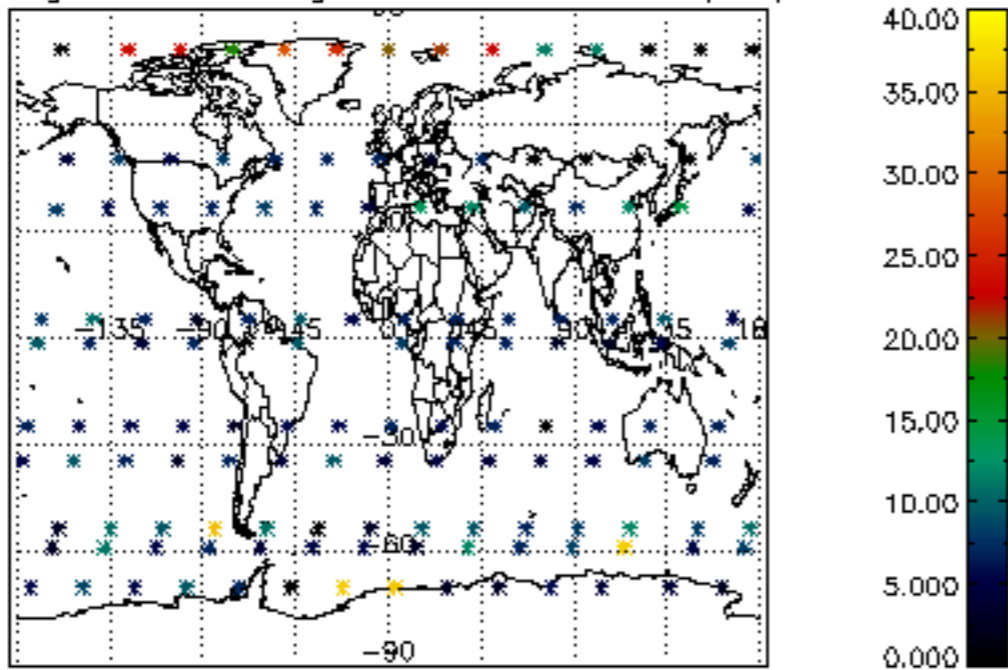
Percentage of cosmic ray hits per profile



Percentage of datation errors per profile



Percentage of star falling outside central band per profile



Percentage of saturation errors per profile

