

GOMOS Level 2 Daily Report

SUMMARY

[1. General Info](#)

[2. Summary of processed GOM_NL_2P products](#)

[3. Level 2 Quality information per product](#)

[3.1 Plot of level 2 quality information per product \(time dependant\)](#)

[3.2 Plot of level 2 quality information per product \(world map\)](#)

[4. Level 1 Quality information per product \(stored on level 2 products\)](#)

[4.1 Plot of level 1 quality information per product \(time dependant\)](#)

[4.1.1 Plot of level 1 quality information per product \(time dependant\): ASCENDING](#)

[4.1.2 Plot of level 1 quality information per product \(time dependant\): DESCENDING](#)

[4.2 Plot of level 1 quality information per product \(world map\)](#)

[4.2.1 Plot of level 1 quality information per product \(world map\): ASCENDING](#)

[4.2.2 Plot of level 1 quality information per product \(world map\): DESCENDING](#)

[5. Ozone profiles based on quality statistics and other trace gas profiles](#)

[5.1 Ozone statistics based on quality of products](#)

[5.2 Plot ozone profiles for all STD \(dark without errors\)](#)

[5.3 Plot ozone profiles where STD < 20% \(dark without errors\)](#)

[5.4. Plot ozone profiles where STD < 10% \(dark without errors\)](#)

[5.5. Plot ozone profiles where STD < 5% \(dark without errors\)](#)

[5.6 Plot NO2 profiles for all STD \(dark without errors\)](#)

[5.7 Plot NO3 profiles for all STD \(dark without errors\)](#)

[5.8 Plot H2O profiles \(only for occultations of stars 1,2,3,4,13,14,16,26,63 dark without errors\) for all STD](#)

[6. Auxiliary Data Files used for the production reported in section 2](#)

This report presents the daily analysis on parameters extracted from GOMOS level 2 data (GOM_NL__2P). It is intended to monitor some important parameters that will impact the quality of these products. A list of level 2 products (and content) that have arrived during the reporting day to the PCF is also given.

Item	Value
Time of report generation	18APR2013 11:30:22
Data source version	GOMOS/6.01
Start time of products	09-10-2005 (09OCT2005 00:00:00)
Stop time of products	10-10-2005 (10OCT2005 00:00:00)
Store outputs in DB	Yes
Nb of level 2 prods	180
Nb of prods with errors	0

2. Summary of processed GOM_NL__2P products.

Nr	Filename	UTC Start time	Limb	Duration	Star Id	Star Name	Star Mag	Star Temp	Nb Meas	Orbit	Prod. error
1	GOM_NL__2PRFIN20051009_000240_000000402041_00274_18865_7486.N1	09-OCT-2005 00:02:40	Straylight	39.500	84	Alp Phe	2.3970	4500.0	79	18865	No
2	GOM_NL__2PRFIN20051009_001929_000000372041_00274_18865_7487.N1	09-OCT-2005 00:19:29	Bright	36.500	90	54Alp Peg	2.4870	11000.	73	18865	No
3	GOM_NL__2PRFIN20051009_002303_000000382041_00274_18865_7488.N1	09-OCT-2005 00:23:03	Bright	37.500	93	53Bet Peg	2.5200	3100.0	75	18865	No
4	GOM_NL__2PRFIN20051009_003337_000000362041_00274_18865_7489.N1	09-OCT-2005 00:33:37	Bright	35.500	89	5Alp Cep	2.4510	8000.0	71	18865	No
5	GOM_NL__2PRFIN20051009_004017_000000362041_00274_18865_7490.N1	09-OCT-2005 00:40:17	Bright	35.500	49	1Alp UMi	1.9900	6300.0	71	18865	No
6	GOM_NL__2PRFIN20051009_004252_000000372041_00274_18865_7491.N1	09-OCT-2005 00:42:52	Bright	37.000	60	7Bet UMi	2.0810	3950.0	74	18865	No
7	GOM_NL__2PRFIN20051009_004825_000000372041_00274_18865_7492.N1	09-OCT-2005 00:48:25	Bright	37.000	36	50Alp UMa	1.8000	6300.0	74	18865	No
8	GOM_NL__2PRFIN20051009_004957_000000362041_00274_18865_7493.N1	09-OCT-2005 00:49:57	Bright	36.000	82	48Bet UMa	2.3650	10600.	72	18865	No
9	GOM_NL__2PRFIN20051009_005315_000000352041_00274_18865_7494.N1	09-OCT-2005 00:53:15	Bright	34.500	174	52Psi UMa	3.0040	4400.0	69	18865	No
10	GOM_NL__2PRFIN20051009_011942_000000452041_00274_18865_7495.N1	09-OCT-2005 01:19:42	Dark	44.500	65	Lam Vel	2.2040	4400.0	89	18865	No
11	GOM_NL__2PRFIN20051009_012256_000000402041_00274_18865_7496.N1	09-OCT-2005 01:22:56	Dark	39.500	46	Del Vel	1.9540	10600.	79	18865	No
12	GOM_NL__2PRFIN20051009_012430_000000412041_00275_18866_7436.N1	09-OCT-2005 01:24:30	Dark	40.500	41	Eps Car	1.8600	4100.0	81	18866	No
13	GOM_NL__2PRFIN20051009_013639_000000382041_00275_18866_7437.N1	09-OCT-2005 01:36:39	Dark	37.500	143	Alp Hyi	2.8570	7200.0	75	18866	No
14	GOM_NL__2PRFIN20051009_013807_000000432041_00275_18866_7438.N1	09-OCT-2005 01:38:07	Dark	43.000	9	Alp Eri	0.45300	24000.	86	18866	No
15	GOM_NL__2PRFIN20051009_014317_000000422041_00275_18866_7439.N1	09-OCT-2005 01:43:17	Straylight	41.500	84	Alp Phe	2.3970	4500.0	83	18866	No
16	GOM_NL__2PRFIN20051009_020005_000000362041_00275_18866_7440.N1	09-OCT-2005 02:00:05	Bright	36.000	90	54Alp Peg	2.4870	11000.	72	18866	No
17	GOM_NL__2PRFIN20051009_020339_000000392041_00275_18866_7441.N1	09-OCT-2005 02:03:39	Bright	39.000	93	53Bet Peg	2.5200	3100.0	78	18866	No
18	GOM_NL__2PRFIN20051009_021413_000000352041_00275_18866_7442.N1	09-OCT-2005 02:14:13	Bright	34.500	89	5Alp Cep	2.4510	8000.0	69	18866	No
19	GOM_NL__2PRFIN20051009_022052_000000352041_00275_18866_7443.N1	09-OCT-2005 02:20:52	Bright	35.000	49	1Alp UMi	1.9900	6300.0	70	18866	No
20	GOM_NL__2PRFIN20051009_022328_000000362041_00275_18866_7444.N1	09-OCT-2005 02:23:28	Bright	35.500	60	7Bet UMi	2.0810	3950.0	71	18866	No
21	GOM_NL__2PRFIN20051009_022901_000000362041_00275_18866_7445.N1	09-OCT-2005 02:29:01	Bright	36.000	36	50Alp UMa	1.8000	6300.0	72	18866	No
22	GOM_NL__2PRFIN20051009_023033_000000362041_00275_18866_7446.N1	09-OCT-2005 02:30:33	Bright	35.500	82	48Bet UMa	2.3650	10600.	71	18866	No
23	GOM_NL__2PRFIN20051009_023351_000000362041_00275_18866_7447.N1	09-OCT-2005 02:33:51	Bright	35.500	174	52Psi UMa	3.0040	4400.0	71	18866	No
24	GOM_NL__2PRFIN20051009_030019_000000452041_00275_18866_7448.N1	09-OCT-2005 03:00:19	Dark	45.000	65	Lam Vel	2.2040	4400.0	90	18866	No
25	GOM_NL__2PRFIN20051009_030332_000000392041_00275_18866_7449.N1	09-OCT-2005 03:03:32	Dark	39.000	46	Del Vel	1.9540	10600.	78	18866	No
26	GOM_NL__2PRFIN20051009_030507_000000452041_00276_18867_7436.N1	09-OCT-2005 03:05:07	Dark	45.000	41	Eps Car	1.8600	4100.0	90	18867	No
27	GOM_NL__2PRFIN20051009_031716_000000392041_00276_18867_7437.N1	09-OCT-2005 03:17:16	Dark	38.500	143	Alp Hyi	2.8570	7200.0	77	18867	No
28	GOM_NL__2PRFIN20051009_031843_000000412041_00276_18867_7438.N1	09-OCT-2005 03:18:43	Dark	41.000	9	Alp Eri	0.45300	24000.	82	18867	No
29	GOM_NL__2PRFIN20051009_032353_000000392041_00276_18867_7439.N1	09-OCT-2005 03:23:53	Straylight	39.000	84	Alp Phe	2.3970	4500.0	78	18867	No
30	GOM_NL__2PRFIN20051009_034042_000000362041_00276_18867_7440.N1	09-OCT-2005 03:40:42	Bright	36.000	90	54Alp Peg	2.4870	11000.	72	18867	No
31	GOM_NL__2PRFIN20051009_034415_000000372041_00276_18867_7441.N1	09-OCT-2005 03:44:15	Bright	37.000	93	53Bet Peg	2.5200	3100.0	74	18867	No
32	GOM_NL__2PRFIN20051009_035449_000000362041_00276_18867_7442.N1	09-OCT-2005 03:54:49	Bright	36.000	89	5Alp Cep	2.4510	8000.0	72	18867	No
33	GOM_NL__2PRFIN20051009_040129_000000332041_00276_18867_7443.N1	09-OCT-2005 04:01:29	Bright	33.000	49	1Alp UMi	1.9900	6300.0	66	18867	No
34	GOM_NL__2PRFIN20051009_040404_000000342041_00276_18867_7444.N1	09-OCT-2005 04:04:04	Bright	33.500	60	7Bet UMi	2.0810	3950.0	67	18867	No
35	GOM_NL__2PRFIN20051009_040937_000000372041_00276_18867_7445.N1	09-OCT-2005 04:09:37	Bright	36.500	36	50Alp UMa	1.8000	6300.0	73	18867	No
36	GOM_NL__2PRFIN20051009_041109_000000342041_00276_18867_7446.N1	09-OCT-2005 04:11:09	Bright	33.500	82	48Bet UMa	2.3650	10600.	67	18867	No
37	GOM_NL__2PRFIN20051009_041427_000000342041_00276_18867_7447.N1	09-OCT-2005 04:14:27	Bright	34.000	174	52Psi UMa	3.0040	4400.0	68	18867	No
38	GOM_NL__2PRFIN20051009_044055_000000462041_00276_18867_7448.N1	09-OCT-2005 04:40:55	Dark	45.500	65	Lam Vel	2.2040	4400.0	91	18867	No
39	GOM_NL__2PRFIN20051009_044409_000000392041_00276_18867_7449.N1	09-OCT-2005 04:44:09	Dark	39.000	46	Del Vel	1.9540	10600.	78	18867	No
40	GOM_NL__2PRFIN20051009_044543_000000512041_00277_18868_7436.N1	09-OCT-2005 04:45:43	Dark	50.500	41	Eps Car	1.8600	4100.0	101	18868	No
41	GOM_NL__2PRFIN20051009_045752_000000382041_00277_18868_7437.N1	09-OCT-2005 04:57:52	Dark	37.500	143	Alp Hyi	2.8570	7200.0	75	18868	No
42	GOM_NL__2PRFIN20051009_045919_000000462041_00277_18868_7438.N1	09-OCT-2005 04:59:19	Dark	46.000	9	Alp Eri	0.45300	24000.	92	18868	No

43	GOM_NL__2PRFIN20051009_050429_000000432041_00277_18868_7439.N1	09-OCT-2005 05:04:29	Straylight	43.000	84	Alp Phe	2.3970	4500.0	86	18868	No
44	GOM_NL__2PRFIN20051009_052118_000000362041_00277_18868_7440.N1	09-OCT-2005 05:21:18	Bright	36.000	90	54Alp Peg	2.4870	11000.	72	18868	No
45	GOM_NL__2PRFIN20051009_052451_000000372041_00277_18868_7441.N1	09-OCT-2005 05:24:51	Bright	36.500	93	53Bet Peg	2.5200	3100.0	73	18868	No
46	GOM_NL__2PRFIN20051009_053525_000000362041_00277_18868_7442.N1	09-OCT-2005 05:35:25	Bright	36.000	89	5Alp Cep	2.4510	8000.0	72	18868	No
47	GOM_NL__2PRFIN20051009_054204_000000362041_00277_18868_7443.N1	09-OCT-2005 05:42:04	Bright	36.000	49	1Alp UMi	1.9900	6300.0	72	18868	No
48	GOM_NL__2PRFIN20051009_054440_000000522041_00277_18868_7444.N1	09-OCT-2005 05:44:40	Bright	52.000	60	7Bet UMi	2.0810	3950.0	104	18868	No
49	GOM_NL__2PRFIN20051009_055013_000000362041_00277_18868_7445.N1	09-OCT-2005 05:50:13	Bright	36.000	36	50Alp UMa	1.8000	6300.0	72	18868	No
50	GOM_NL__2PRFIN20051009_055145_000000342041_00277_18868_7446.N1	09-OCT-2005 05:51:45	Bright	33.500	82	48Bet UMa	2.3650	10600.	67	18868	No
51	GOM_NL__2PRFIN20051009_055503_000000352041_00277_18868_7447.N1	09-OCT-2005 05:55:03	Bright	35.000	174	52Psi UMa	3.0040	4400.0	70	18868	No
52	GOM_NL__2PRFIN20051009_062132_000000472041_00277_18868_7448.N1	09-OCT-2005 06:21:32	Dark	47.000	65	Lam Vel	2.2040	4400.0	94	18868	No
53	GOM_NL__2PRFIN20051009_062445_000000382041_00277_18868_7449.N1	09-OCT-2005 06:24:45	Dark	38.000	46	Del Vel	1.9540	10600.	76	18868	No
54	GOM_NL__2PRFIN20051009_062620_000000502041_00278_18869_7456.N1	09-OCT-2005 06:26:20	Dark	49.500	41	Eps Car	1.8600	4100.0	99	18869	No
55	GOM_NL__2PRFIN20051009_063828_000000382041_00278_18869_7457.N1	09-OCT-2005 06:38:28	Dark	37.500	143	Alp Hyi	2.8570	7200.0	75	18869	No
56	GOM_NL__2PRFIN20051009_063956_000000392041_00278_18869_7458.N1	09-OCT-2005 06:39:56	Dark	38.500	9	Alp Eri	0.45300	24000.	77	18869	No
57	GOM_NL__2PRFIN20051009_064505_000000382041_00278_18869_7459.N1	09-OCT-2005 06:45:05	Straylight	38.000	84	Alp Phe	2.3970	4500.0	76	18869	No
58	GOM_NL__2PRFIN20051009_070154_000000362041_00278_18869_7460.N1	09-OCT-2005 07:01:54	Bright	36.000	90	54Alp Peg	2.4870	11000.	72	18869	No
59	GOM_NL__2PRFIN20051009_070527_000000352041_00278_18869_7461.N1	09-OCT-2005 07:05:27	Bright	35.000	93	53Bet Peg	2.5200	3100.0	70	18869	No
60	GOM_NL__2PRFIN20051009_071602_000000362041_00278_18869_7462.N1	09-OCT-2005 07:16:02	Bright	36.000	89	5Alp Cep	2.4510	8000.0	72	18869	No
61	GOM_NL__2PRFIN20051009_072240_000000362041_00278_18869_7463.N1	09-OCT-2005 07:22:40	Bright	35.500	49	1Alp UMi	1.9900	6300.0	71	18869	No
62	GOM_NL__2PRFIN20051009_072517_000000372041_00278_18869_7464.N1	09-OCT-2005 07:25:17	Bright	36.500	60	7Bet UMi	2.0810	3950.0	73	18869	No
63	GOM_NL__2PRFIN20051009_073049_000000372041_00278_18869_7465.N1	09-OCT-2005 07:30:49	Bright	37.000	36	50Alp UMa	1.8000	6300.0	74	18869	No
64	GOM_NL__2PRFIN20051009_073221_000000352041_00278_18869_7466.N1	09-OCT-2005 07:32:21	Bright	35.000	82	48Bet UMa	2.3650	10600.	70	18869	No
65	GOM_NL__2PRFIN20051009_073540_000000342041_00278_18869_7467.N1	09-OCT-2005 07:35:40	Bright	34.000	174	52Psi UMa	3.0040	4400.0	68	18869	No
66	GOM_NL__2PRFIN20051009_080208_000000482041_00278_18869_7468.N1	09-OCT-2005 08:02:08	Dark	48.000	65	Lam Vel	2.2040	4400.0	96	18869	No
67	GOM_NL__2PRFIN20051009_080521_000000392041_00278_18869_7469.N1	09-OCT-2005 08:05:21	Dark	39.000	46	Del Vel	1.9540	10600.	78	18869	No
68	GOM_NL__2PRFIN20051009_080656_000000392041_00279_18870_7456.N1	09-OCT-2005 08:06:56	Dark	38.500	41	Eps Car	1.8600	4100.0	77	18870	No
69	GOM_NL__2PRFIN20051009_081904_000000402041_00279_18870_7457.N1	09-OCT-2005 08:19:04	Dark	39.500	143	Alp Hyi	2.8570	7200.0	79	18870	No
70	GOM_NL__2PRFIN20051009_082032_000000512041_00279_18870_7458.N1	09-OCT-2005 08:20:32	Dark	50.500	9	Alp Eri	0.45300	24000.	101	18870	No
71	GOM_NL__2PRFIN20051009_082541_000000402041_00279_18870_7459.N1	09-OCT-2005 08:25:41	Straylight	40.000	84	Alp Phe	2.3970	4500.0	80	18870	No
72	GOM_NL__2PRFIN20051009_084230_000000362041_00279_18870_7460.N1	09-OCT-2005 08:42:30	Bright	36.000	90	54Alp Peg	2.4870	11000.	72	18870	No
73	GOM_NL__2PRFIN20051009_084604_000000392041_00279_18870_7461.N1	09-OCT-2005 08:46:04	Bright	38.500	93	53Bet Peg	2.5200	3100.0	77	18870	No
74	GOM_NL__2PRFIN20051009_085638_000000362041_00279_18870_7462.N1	09-OCT-2005 08:56:38	Bright	36.000	89	5Alp Cep	2.4510	8000.0	72	18870	No
75	GOM_NL__2PRFIN20051009_090316_000000342041_00279_18870_7463.N1	09-OCT-2005 09:03:16	Bright	34.000	49	1Alp UMi	1.9900	6300.0	68	18870	No
76	GOM_NL__2PRFIN20051009_090553_000000362041_00279_18870_7464.N1	09-OCT-2005 09:05:53	Bright	35.500	60	7Bet UMi	2.0810	3950.0	71	18870	No
77	GOM_NL__2PRFIN20051009_091125_000000352041_00279_18870_7465.N1	09-OCT-2005 09:11:25	Bright	35.000	36	50Alp UMa	1.8000	6300.0	70	18870	No
78	GOM_NL__2PRFIN20051009_091257_000000342041_00279_18870_7466.N1	09-OCT-2005 09:12:57	Bright	33.500	82	48Bet UMa	2.3650	10600.	67	18870	No
79	GOM_NL__2PRFIN20051009_091616_000000352041_00279_18870_7467.N1	09-OCT-2005 09:16:16	Bright	35.000	174	52Psi UMa	3.0040	4400.0	70	18870	No
80	GOM_NL__2PRFIN20051009_094245_000000462041_00279_18870_7468.N1	09-OCT-2005 09:42:45	Dark	46.000	65	Lam Vel	2.2040	4400.0	92	18870	No
81	GOM_NL__2PRFIN20051009_094558_000000432041_00279_18870_7469.N1	09-OCT-2005 09:45:58	Dark	42.500	46	Del Vel	1.9540	10600.	85	18870	No
82	GOM_NL__2PRFIN20051009_094733_000000522041_00280_18871_7456.N1	09-OCT-2005 09:47:33	Dark	52.000	41	Eps Car	1.8600	4100.0	104	18871	No
83	GOM_NL__2PRFIN20051009_095941_000000382041_00280_18871_7457.N1	09-OCT-2005 09:59:41	Dark	37.500	143	Alp Hyi	2.8570	7200.0	75	18871	No
84	GOM_NL__2PRFIN20051009_100108_000000492041_00280_18871_7458.N1	09-OCT-2005 10:01:08	Dark	48.500	9	Alp Eri	0.45300	24000.	97	18871	No
85	GOM_NL__2PRFIN20051009_100618_000000372041_00280_18871_7459.N1	09-OCT-2005 10:06:18	Straylight	37.000	84	Alp Phe	2.3970	4500.0	74	18871	No
86	GOM_NL__2PRFIN20051009_102306_000000362041_00280_18871_7460.N1	09-OCT-2005 10:23:06	Bright	35.500	90	54Alp Peg	2.4870	11000.	71	18871	No
87	GOM_NL__2PRFIN20051009_102640_000000372041_00280_18871_7461.N1	09-OCT-2005 10:26:40	Bright	36.500	93	53Bet Peg	2.5200	3100.0	73	18871	No
88	GOM_NL__2PRFIN20051009_103714_000000362041_00280_18871_7462.N1	09-OCT-2005 10:37:14	Bright	35.500	89	5Alp Cep	2.4510	8000.0	71	18871	No
89	GOM_NL__2PRFIN20051009_104352_000000362041_00280_18871_7463.N1	09-OCT-2005 10:43:52	Bright	35.500	49	1Alp UMi	1.9900	6300.0	71	18871	No
90	GOM_NL__2PRFIN20051009_104629_000000372041_00280_18871_7464.N1	09-OCT-2005 10:46:29	Bright	36.500	60	7Bet UMi	2.0810	3950.0	73	18871	No
91	GOM_NL__2PRFIN20051009_105201_000000352041_00280_18871_7465.N1	09-OCT-2005 10:52:01	Bright	35.000	36	50Alp UMa	1.8000	6300.0	70	18871	No
92	GOM_NL__2PRFIN20051009_105333_000000332041_00280_18871_7466.N1	09-OCT-2005 10:53:33	Bright	33.000	82	48Bet UMa	2.3650	10600.	66	18871	No
93	GOM_NL__2PRFIN20051009_105652_000000352041_00280_18871_7467.N1	09-OCT-2005 10:56:52	Bright	34.500	174	52Psi UMa	3.0040	4400.0	69	18871	No
94	GOM_NL__2PRFIN20051009_112321_000000452041_00280_18871_7468.N1	09-OCT-2005 11:23:21	Dark	45.000	65	Lam Vel	2.2040	4400.0	90	18871	No
95	GOM_NL__2PRFIN20051009_112634_000000402041_00280_18871_7469.N1	09-OCT-2005 11:26:34	Dark	39.500	46	Del Vel	1.9540	10600.	79	18871	No
96	GOM_NL__2PRFIN20051009_112809_000000492041_00281_18872_7456.N1	09-OCT-2005 11:28:09	Dark	48.500	41	Eps Car	1.8600	4100.0	97	18872	No
97	GOM_NL__2PRFIN20051009_114017_000000392041_00281_18872_7457.N1	09-OCT-2005 11:40:17	Dark	38.500	143	Alp Hyi	2.8570	7200.0	77	18872	No
98	GOM_NL__2PRFIN20051009_114144_000000442041_00281_18872_7458.N1	09-OCT-2005 11:41:44	Dark	43.500	9	Alp Eri	0.45300	24000.	87	18872	No
99	GOM_NL__2PRFIN20051009_114654_000000422041_00281_18872_7459.N1	09-OCT-2005 11:46:54	Straylight	42.000	84	Alp Phe	2.3970	4500.0	84	18872	No
100	GOM_NL__2PRFIN20051009_120342_000000362041_00281_18872_7460.N1	09-OCT-2005 12:03:42	Bright	36.000	90	54Alp Peg	2.4870	11000.	72	18872	No
101	GOM_NL__2PRFIN20051009_120716_000000362041_00281_18872_7461.N1	09-OCT-2005 12:07:16	Bright	36.000	93	53Bet Peg	2.5200	3100.0	72	18872	No

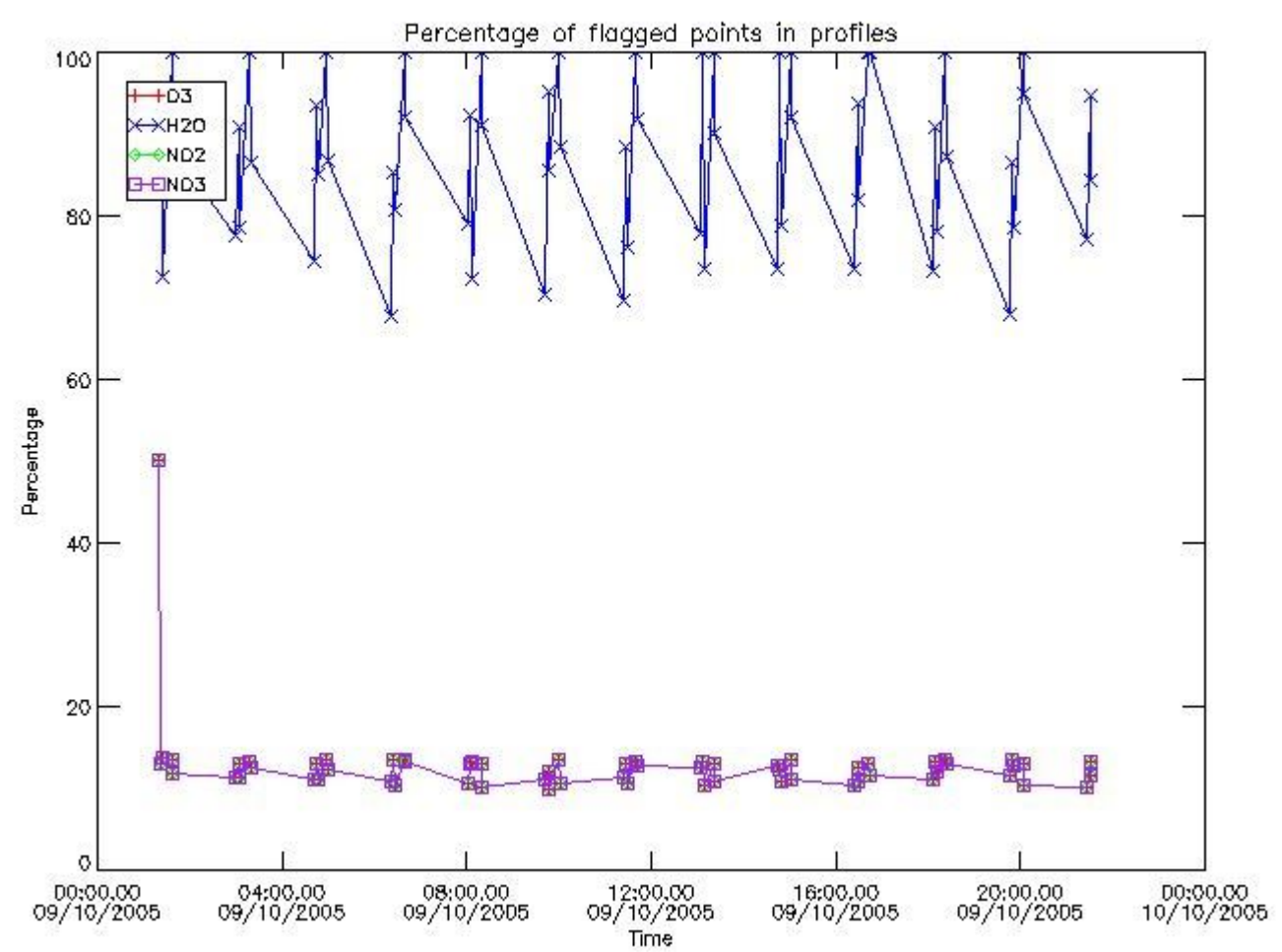
102	GOM_NL__2PRFIN20051009_121750_000000372041_00281_18872_7462.N1	09-OCT-2005 12:17:50	Bright	37.000	89	5Alp Cep	2.4510	8000.0	74	18872	No
103	GOM_NL__2PRFIN20051009_122428_000000352041_00281_18872_7463.N1	09-OCT-2005 12:24:28	Bright	34.500	49	1Alp UMi	1.9900	6300.0	69	18872	No
104	GOM_NL__2PRFIN20051009_122705_000000372041_00281_18872_7464.N1	09-OCT-2005 12:27:05	Bright	37.000	60	7Bet UMi	2.0810	3950.0	74	18872	No
105	GOM_NL__2PRFIN20051009_123237_000000352041_00281_18872_7465.N1	09-OCT-2005 12:32:37	Bright	35.000	36	50Alp UMa	1.8000	6300.0	70	18872	No
106	GOM_NL__2PRFIN20051009_123409_000000332041_00281_18872_7466.N1	09-OCT-2005 12:34:09	Bright	33.000	82	48Bet UMa	2.3650	10600.	66	18872	No
107	GOM_NL__2PRFIN20051009_123728_000000382041_00281_18872_7467.N1	09-OCT-2005 12:37:28	Bright	38.000	174	52Psi UMa	3.0040	4400.0	76	18872	No
108	GOM_NL__2PRFIN20051009_130357_000000412041_00281_18872_7468.N1	09-OCT-2005 13:03:57	Dark	41.000	65	Lam Vel	2.2040	4400.0	82	18872	No
109	GOM_NL__2PRFIN20051009_130710_000000392041_00281_18872_7469.N1	09-OCT-2005 13:07:10	Dark	38.500	46	Del Vel	1.9540	10600.	77	18872	No
110	GOM_NL__2PRFIN20051009_130845_000000502041_00282_18873_7456.N1	09-OCT-2005 13:08:45	Dark	49.500	41	Eps Car	1.8600	4100.0	99	18873	No
111	GOM_NL__2PRFIN20051009_132053_000000392041_00282_18873_7457.N1	09-OCT-2005 13:20:53	Dark	39.000	143	Alp Hyi	2.8570	7200.0	78	18873	No
112	GOM_NL__2PRFIN20051009_132221_000000472041_00282_18873_7458.N1	09-OCT-2005 13:22:21	Dark	46.500	9	Alp Eri	0.45300	24000.	93	18873	No
113	GOM_NL__2PRFIN20051009_132730_000000422041_00282_18873_7459.N1	09-OCT-2005 13:27:30	Straylight	42.000	84	Alp Phe	2.3970	4500.0	84	18873	No
114	GOM_NL__2PRFIN20051009_134418_000000372041_00282_18873_7460.N1	09-OCT-2005 13:44:18	Bright	36.500	90	54Alp Peg	2.4870	11000.	73	18873	No
115	GOM_NL__2PRFIN20051009_134752_000000372041_00282_18873_7461.N1	09-OCT-2005 13:47:52	Bright	36.500	93	53Bet Peg	2.5200	3100.0	73	18873	No
116	GOM_NL__2PRFIN20051009_135826_000000352041_00282_18873_7462.N1	09-OCT-2005 13:58:26	Bright	35.000	89	5Alp Cep	2.4510	8000.0	70	18873	No
117	GOM_NL__2PRFIN20051009_140504_000000352041_00282_18873_7463.N1	09-OCT-2005 14:05:04	Bright	35.000	49	1Alp UMi	1.9900	6300.0	70	18873	No
118	GOM_NL__2PRFIN20051009_140741_000000332041_00282_18873_7464.N1	09-OCT-2005 14:07:41	Bright	32.500	60	7Bet UMi	2.0810	3950.0	65	18873	No
119	GOM_NL__2PRFIN20051009_141313_000000342041_00282_18873_7465.N1	09-OCT-2005 14:13:13	Bright	34.000	36	50Alp UMa	1.8000	6300.0	68	18873	No
120	GOM_NL__2PRFIN20051009_141445_000000352041_00282_18873_7466.N1	09-OCT-2005 14:14:45	Bright	34.500	82	48Bet UMa	2.3650	10600.	69	18873	No
121	GOM_NL__2PRFIN20051009_141804_000000332041_00282_18873_7467.N1	09-OCT-2005 14:18:04	Bright	32.500	174	52Psi UMa	3.0040	4400.0	65	18873	No
122	GOM_NL__2PRFIN20051009_144434_000000482041_00282_18873_7468.N1	09-OCT-2005 14:44:34	Dark	47.500	65	Lam Vel	2.2040	4400.0	95	18873	No
123	GOM_NL__2PRFIN20051009_144747_000000462041_00282_18873_7469.N1	09-OCT-2005 14:47:47	Dark	45.500	46	Del Vel	1.9540	10600.	91	18873	No
124	GOM_NL__2PRFIN20051009_144922_000000482041_00283_18874_7456.N1	09-OCT-2005 14:49:22	Dark	47.500	41	Eps Car	1.8600	4100.0	95	18874	No
125	GOM_NL__2PRFIN20051009_150130_000000382041_00283_18874_7457.N1	09-OCT-2005 15:01:30	Dark	38.000	143	Alp Hyi	2.8570	7200.0	76	18874	No
126	GOM_NL__2PRFIN20051009_150257_000000512041_00283_18874_7458.N1	09-OCT-2005 15:02:57	Dark	50.500	9	Alp Eri	0.45300	24000.	101	18874	No
127	GOM_NL__2PRFIN20051009_150806_000000422041_00283_18874_7459.N1	09-OCT-2005 15:08:06	Straylight	41.500	84	Alp Phe	2.3970	4500.0	83	18874	No
128	GOM_NL__2PRFIN20051009_152454_000000372041_00283_18874_7460.N1	09-OCT-2005 15:24:54	Bright	36.500	90	54Alp Peg	2.4870	11000.	73	18874	No
129	GOM_NL__2PRFIN20051009_152828_000000362041_00283_18874_7461.N1	09-OCT-2005 15:28:28	Bright	35.500	93	53Bet Peg	2.5200	3100.0	71	18874	No
130	GOM_NL__2PRFIN20051009_153902_000000342041_00283_18874_7462.N1	09-OCT-2005 15:39:02	Bright	33.500	89	5Alp Cep	2.4510	8000.0	67	18874	No
131	GOM_NL__2PRFIN20051009_154540_000000362041_00283_18874_7463.N1	09-OCT-2005 15:45:40	Bright	35.500	49	1Alp UMi	1.9900	6300.0	71	18874	No
132	GOM_NL__2PRFIN20051009_154818_000000362041_00283_18874_7464.N1	09-OCT-2005 15:48:18	Bright	35.500	60	7Bet UMi	2.0810	3950.0	71	18874	No
133	GOM_NL__2PRFIN20051009_155349_000000372041_00283_18874_7465.N1	09-OCT-2005 15:53:49	Bright	36.500	36	50Alp UMa	1.8000	6300.0	73	18874	No
134	GOM_NL__2PRFIN20051009_155521_000000342041_00283_18874_7466.N1	09-OCT-2005 15:55:21	Bright	34.000	82	48Bet UMa	2.3650	10600.	68	18874	No
135	GOM_NL__2PRFIN20051009_155840_000000352041_00283_18874_7467.N1	09-OCT-2005 15:58:40	Bright	34.500	174	52Psi UMa	3.0040	4400.0	69	18874	No
136	GOM_NL__2PRFIN20051009_162511_000000502041_00283_18874_7468.N1	09-OCT-2005 16:25:11	Dark	49.500	65	Lam Vel	2.2040	4400.0	99	18874	No
137	GOM_NL__2PRFIN20051009_162823_000000412041_00283_18874_7469.N1	09-OCT-2005 16:28:23	Dark	41.000	46	Del Vel	1.9540	10600.	82	18874	No
138	GOM_NL__2PRFIN20051009_162958_000000482041_00284_18875_7456.N1	09-OCT-2005 16:29:58	Dark	47.500	41	Eps Car	1.8600	4100.0	95	18875	No
139	GOM_NL__2PRFIN20051009_164206_000000402041_00284_18875_7457.N1	09-OCT-2005 16:42:06	Dark	39.500	143	Alp Hyi	2.8570	7200.0	79	18875	No
140	GOM_NL__2PRFIN20051009_164333_000000452041_00284_18875_7458.N1	09-OCT-2005 16:43:33	Dark	44.500	9	Alp Eri	0.45300	24000.	89	18875	No
141	GOM_NL__2PRFIN20051009_164842_000000412041_00284_18875_7459.N1	09-OCT-2005 16:48:42	Straylight	40.500	84	Alp Phe	2.3970	4500.0	81	18875	No
142	GOM_NL__2PRFIN20051009_170530_000000372041_00284_18875_7460.N1	09-OCT-2005 17:05:30	Bright	37.000	90	54Alp Peg	2.4870	11000.	74	18875	No
143	GOM_NL__2PRFIN20051009_170904_000000382041_00284_18875_7461.N1	09-OCT-2005 17:09:04	Bright	37.500	93	53Bet Peg	2.5200	3100.0	75	18875	No
144	GOM_NL__2PRFIN20051009_171939_000000342041_00284_18875_7462.N1	09-OCT-2005 17:19:39	Bright	34.000	89	5Alp Cep	2.4510	8000.0	68	18875	No
145	GOM_NL__2PRFIN20051009_172616_000000362041_00284_18875_7463.N1	09-OCT-2005 17:26:16	Bright	35.500	49	1Alp UMi	1.9900	6300.0	71	18875	No
146	GOM_NL__2PRFIN20051009_172854_000000362041_00284_18875_7464.N1	09-OCT-2005 17:28:54	Bright	36.000	60	7Bet UMi	2.0810	3950.0	72	18875	No
147	GOM_NL__2PRFIN20051009_173425_000000372041_00284_18875_7465.N1	09-OCT-2005 17:34:25	Bright	36.500	36	50Alp UMa	1.8000	6300.0	73	18875	No
148	GOM_NL__2PRFIN20051009_173557_000000362041_00284_18875_7466.N1	09-OCT-2005 17:35:57	Bright	35.500	82	48Bet UMa	2.3650	10600.	71	18875	No
149	GOM_NL__2PRFIN20051009_173916_000000372041_00284_18875_7467.N1	09-OCT-2005 17:39:16	Bright	36.500	174	52Psi UMa	3.0040	4400.0	73	18875	No
150	GOM_NL__2PRFIN20051009_180547_000000462041_00284_18875_7468.N1	09-OCT-2005 18:05:47	Dark	45.500	65	Lam Vel	2.2040	4400.0	91	18875	No
151	GOM_NL__2PRFIN20051009_180900_000000392041_00284_18875_7469.N1	09-OCT-2005 18:09:00	Dark	38.500	46	Del Vel	1.9540	10600.	77	18875	No
152	GOM_NL__2PRFIN20051009_181034_000000512041_00285_18876_7456.N1	09-OCT-2005 18:10:34	Dark	50.500	41	Eps Car	1.8600	4100.0	101	18876	No
153	GOM_NL__2PRFIN20051009_182242_000000382041_00285_18876_7457.N1	09-OCT-2005 18:22:42	Dark	38.000	143	Alp Hyi	2.8570	7200.0	76	18876	No
154	GOM_NL__2PRFIN20051009_182409_000000392041_00285_18876_7458.N1	09-OCT-2005 18:24:09	Dark	39.000	9	Alp Eri	0.45300	24000.	78	18876	No
155	GOM_NL__2PRFIN20051009_182919_000000432041_00285_18876_7459.N1	09-OCT-2005 18:29:19	Straylight	43.000	84	Alp Phe	2.3970	4500.0	86	18876	No
156	GOM_NL__2PRFIN20051009_184607_000000352041_00285_18876_7460.N1	09-OCT-2005 18:46:07	Bright	35.000	90	54Alp Peg	2.4870	11000.	70	18876	No
157	GOM_NL__2PRFIN20051009_184940_000000392041_00285_18876_7461.N1	09-OCT-2005 18:49:40	Bright	39.000	93	53Bet Peg	2.5200	3100.0	78	18876	No
158	GOM_NL__2PRFIN20051009_190015_000000362041_00285_18876_7462.N1	09-OCT-2005 19:00:15	Bright	36.000	89	5Alp Cep	2.4510	8000.0	72	18876	No
159	GOM_NL__2PRFIN20051009_190652_000000362041_00285_18876_7463.N1	09-OCT-2005 19:06:52	Bright	36.000	49	1Alp UMi	1.9900	6300.0	72	18876	No
160	GOM_NL__2PRFIN20051009_190930_000000392041_00285_18876_7464.N1	09-OCT-2005 19:09:30	Bright	38.500	60	7Bet UMi	2.0810	3950.0	77	18876	No

161	GOM_NL__2PRFIN20051009_191501_000000342041_00285_18876_7465.N1	09-OCT-2005 19:15:01	Bright	34.000	36	50Alp UMa	1.8000	6300.0	68	18876	No
162	GOM_NL__2PRFIN20051009_191633_000000332041_00285_18876_7466.N1	09-OCT-2005 19:16:33	Bright	33.000	82	48Bet UMa	2.3650	10600.	66	18876	No
163	GOM_NL__2PRFIN20051009_191952_000000342041_00285_18876_7467.N1	09-OCT-2005 19:19:52	Bright	33.500	174	52Psi UMa	3.0040	4400.0	67	18876	No
164	GOM_NL__2PRFIN20051009_194624_000000442041_00285_18876_7468.N1	09-OCT-2005 19:46:24	Dark	44.000	65	Lam Vel	2.2040	4400.0	88	18876	No
165	GOM_NL__2PRFIN20051009_194936_000000382041_00285_18876_7469.N1	09-OCT-2005 19:49:36	Dark	37.500	46	Del Vel	1.9540	10600.	75	18876	No
166	GOM_NL__2PRFIN20051009_195111_000000402041_00286_18877_7456.N1	09-OCT-2005 19:51:11	Dark	40.000	41	Eps Car	1.8600	4100.0	80	18877	No
167	GOM_NL__2PRFIN20051009_200319_000000392041_00286_18877_7457.N1	09-OCT-2005 20:03:19	Dark	39.000	143	Alp Hyi	2.8570	7200.0	78	18877	No
168	GOM_NL__2PRFIN20051009_200446_000000492041_00286_18877_7458.N1	09-OCT-2005 20:04:46	Dark	49.000	9	Alp Eri	0.45300	24000.	98	18877	No
169	GOM_NL__2PRFIN20051009_200955_000000412041_00286_18877_7459.N1	09-OCT-2005 20:09:55	Straylight	40.500	84	Alp Phe	2.3970	4500.0	81	18877	No
170	GOM_NL__2PRFIN20051009_202643_000000372041_00286_18877_7460.N1	09-OCT-2005 20:26:43	Bright	36.500	90	54Alp Peg	2.4870	11000.	73	18877	No
171	GOM_NL__2PRFIN20051009_203016_000000362041_00286_18877_7461.N1	09-OCT-2005 20:30:16	Bright	36.000	93	53Bet Peg	2.5200	3100.0	72	18877	No
172	GOM_NL__2PRFIN20051009_204051_000000362041_00286_18877_7462.N1	09-OCT-2005 20:40:51	Bright	35.500	89	5Alp Cep	2.4510	8000.0	71	18877	No
173	GOM_NL__2PRFIN20051009_204728_000000362041_00286_18877_7463.N1	09-OCT-2005 20:47:28	Bright	36.000	49	1Alp UMi	1.9900	6300.0	72	18877	No
174	GOM_NL__2PRFIN20051009_205006_000000522041_00286_18877_7464.N1	09-OCT-2005 20:50:06	Bright	52.000	60	7Bet UMi	2.0810	3950.0	104	18877	No
175	GOM_NL__2PRFIN20051009_205537_000000382041_00286_18877_7465.N1	09-OCT-2005 20:55:37	Bright	37.500	36	50Alp UMa	1.8000	6300.0	75	18877	No
176	GOM_NL__2PRFIN20051009_205709_000000342041_00286_18877_7466.N1	09-OCT-2005 20:57:09	Bright	34.000	82	48Bet UMa	2.3650	10600.	68	18877	No
177	GOM_NL__2PRFIN20051009_210028_000000342041_00286_18877_7467.N1	09-OCT-2005 21:00:28	Bright	34.000	174	52Psi UMa	3.0040	4400.0	68	18877	No
178	GOM_NL__2PRFIN20051009_212700_000000512041_00286_18877_7468.N1	09-OCT-2005 21:27:00	Dark	50.500	65	Lam Vel	2.2040	4400.0	101	18877	No
179	GOM_NL__2PRFIN20051009_213013_000000392041_00286_18877_7469.N1	09-OCT-2005 21:30:13	Dark	38.500	46	Del Vel	1.9540	10600.	77	18877	No
180	GOM_NL__2PRFIN20051009_213147_000000482041_00287_18878_7456.N1	09-OCT-2005 21:31:47	Dark	47.500	41	Eps Car	1.8600	4100.0	95	18878	No

3. Quality information per product


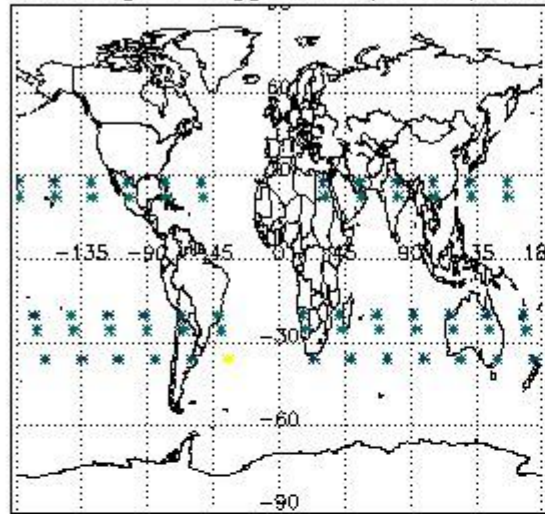
In this section it is plotted some information contained in the Quality Summary data set of the level 2 products. Only products in dark limb conditions and without errors (error flag in the MPH set to "0") are used.

3.1 Plot quality information per product (time dependant)

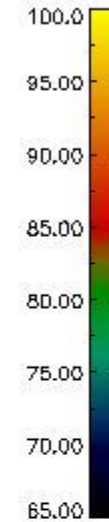
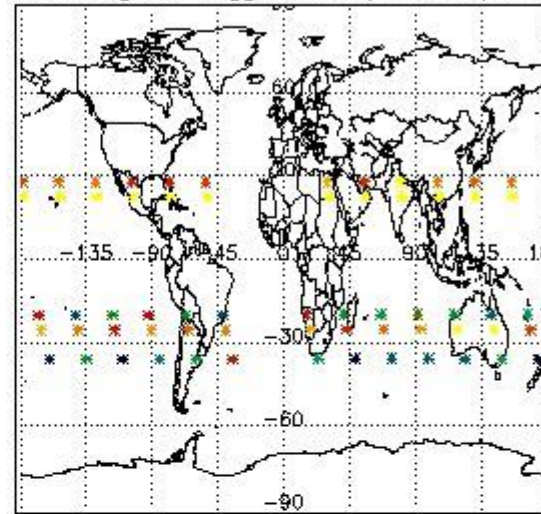


3.2 Plot quality information per product (world map)


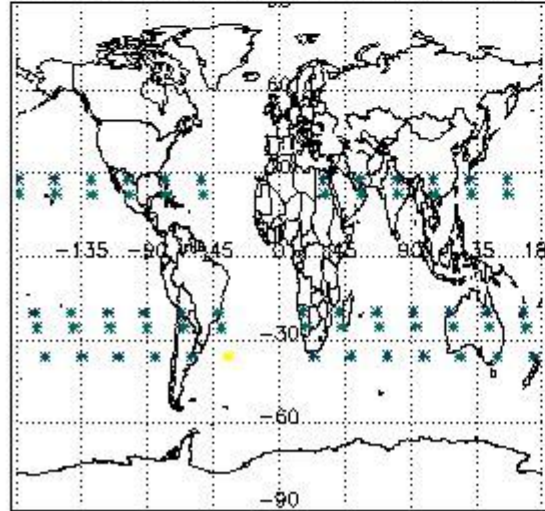
Percentage of flagged data per O3 profile



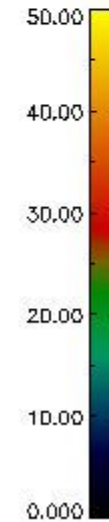
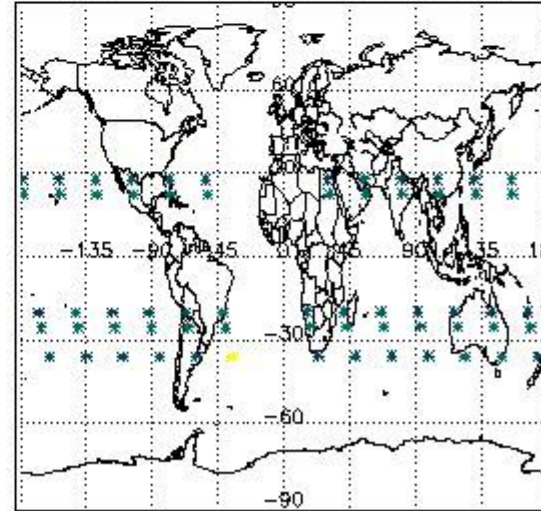
Percentage of flagged data per H2O profile



Percentage of flagged data per NO2 profile



Percentage of flagged data per NO3 profile

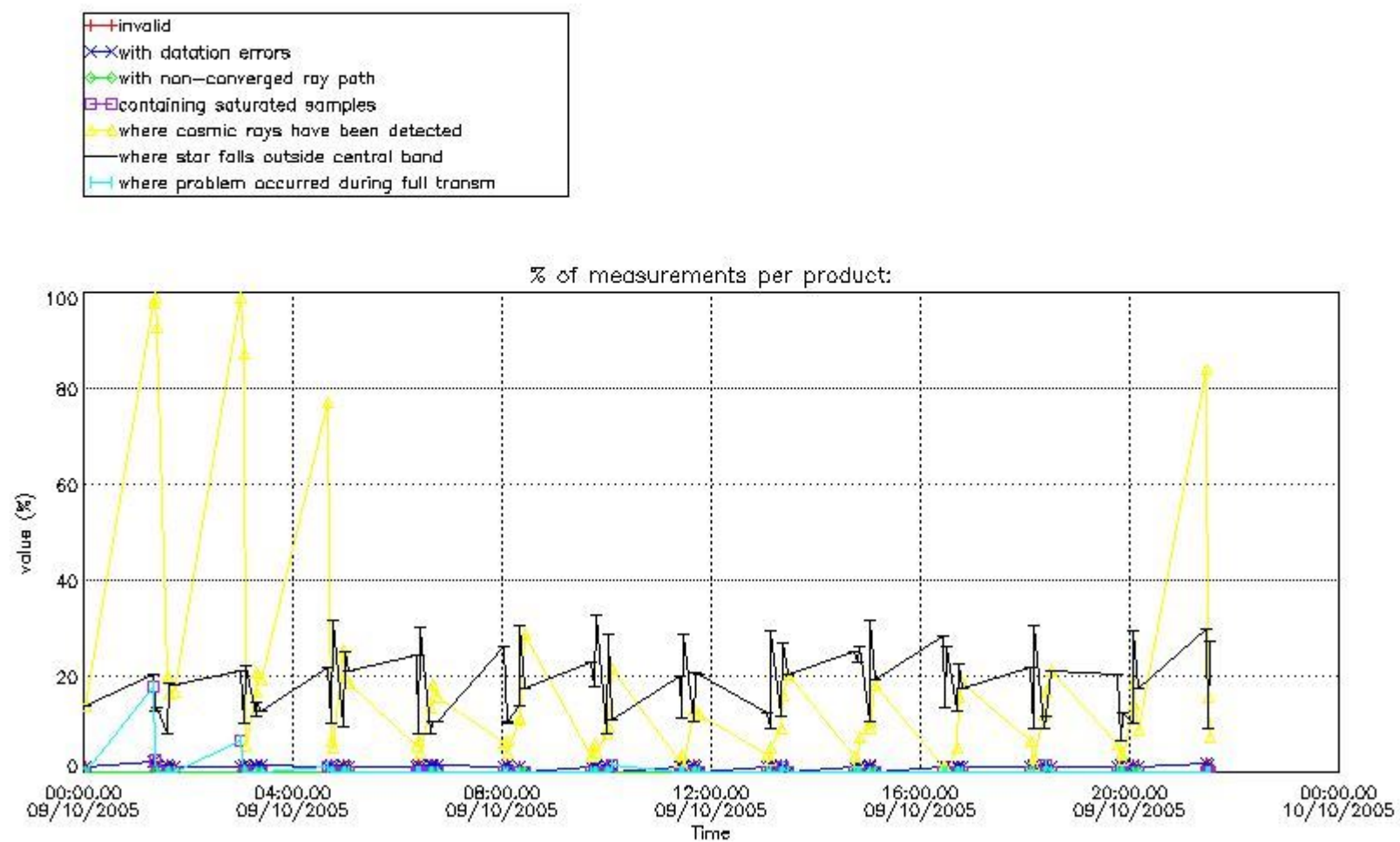


4. Level 1 quality information per product

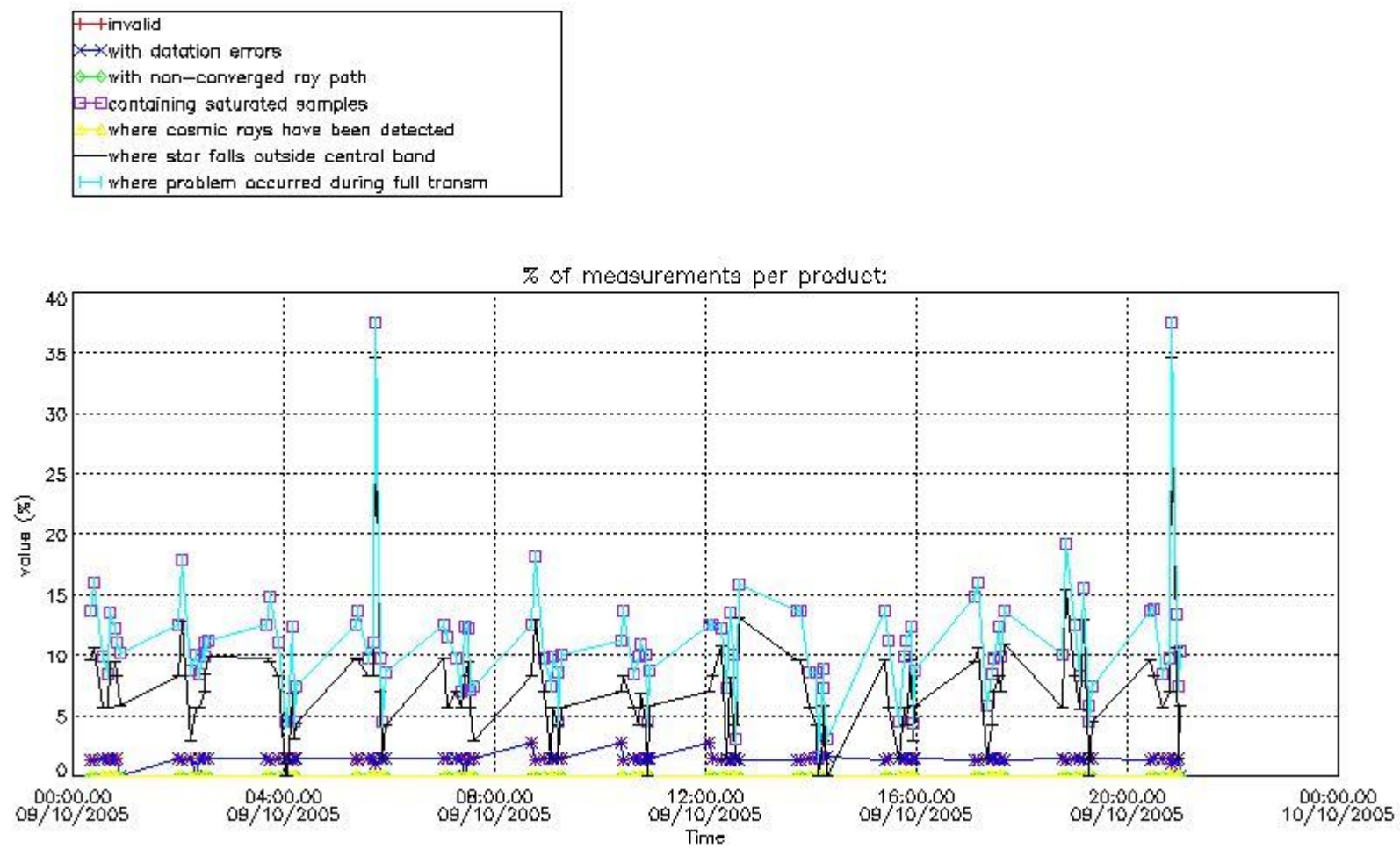
In this section it is plotted some information contained in the Quality Summary data set of the level 2 products that comes from the level 1b processing. Products without errors (error flag in the MPH set to "0") are used.

4.1 Plot quality information per product (time dependant) coming from level 1b processing

4.1.1 Plot level 1 quality information per product (time dependant): ENVISAT ASCENDING passes



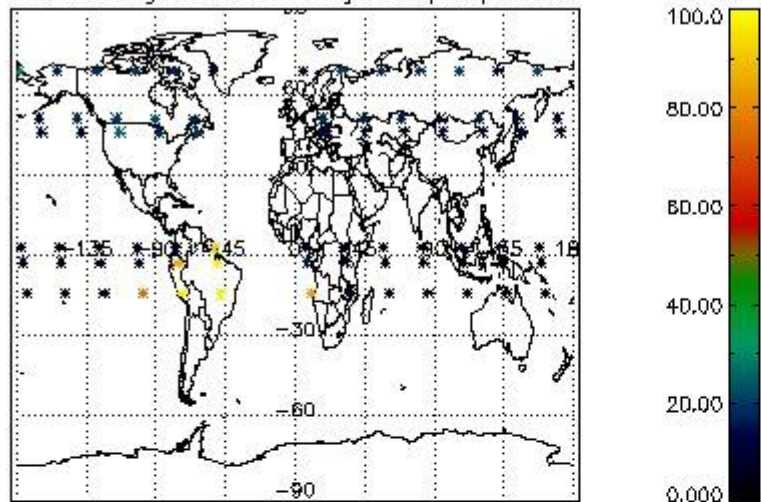
4.1.2 Plot level 1 quality information per product (time dependant): ENVI SAT DESCENDING passes



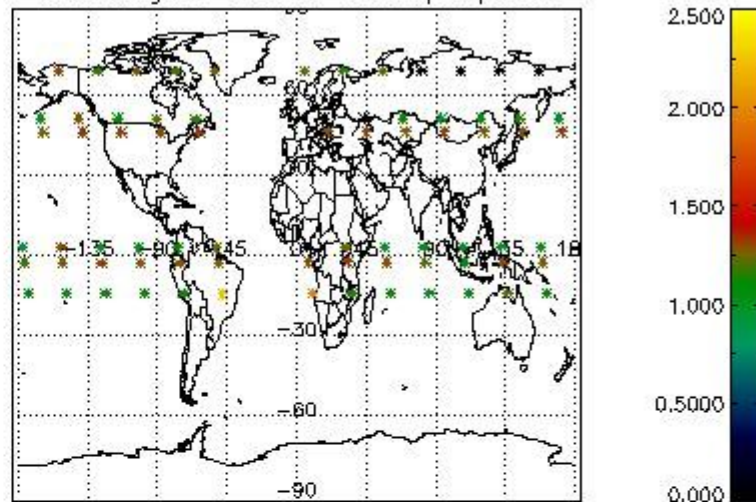
4.2 Plot quality information per product coming from level 1b processing (world map)

4.2.1 Plot level 1 quality information per product (world map): ENVISAT ASCENDING passes

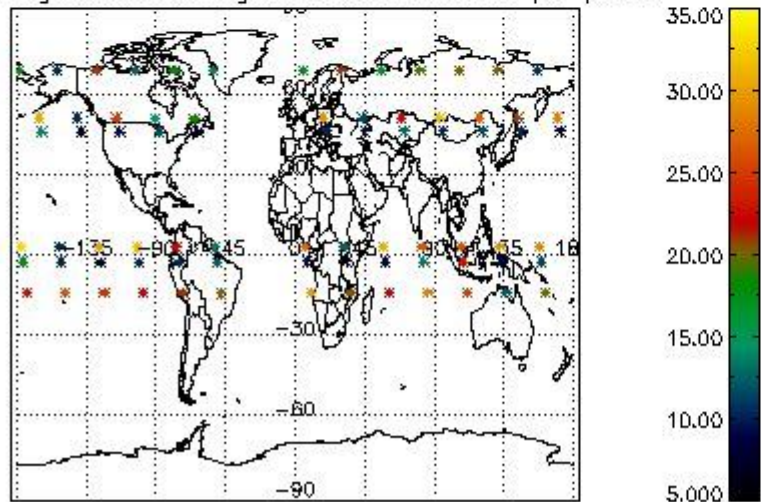
Percentage of cosmic ray hits per profile



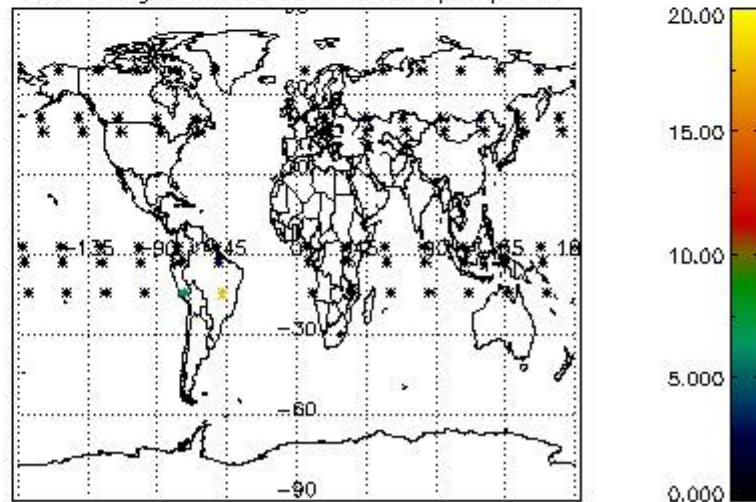
Percentage of datation errors per profile



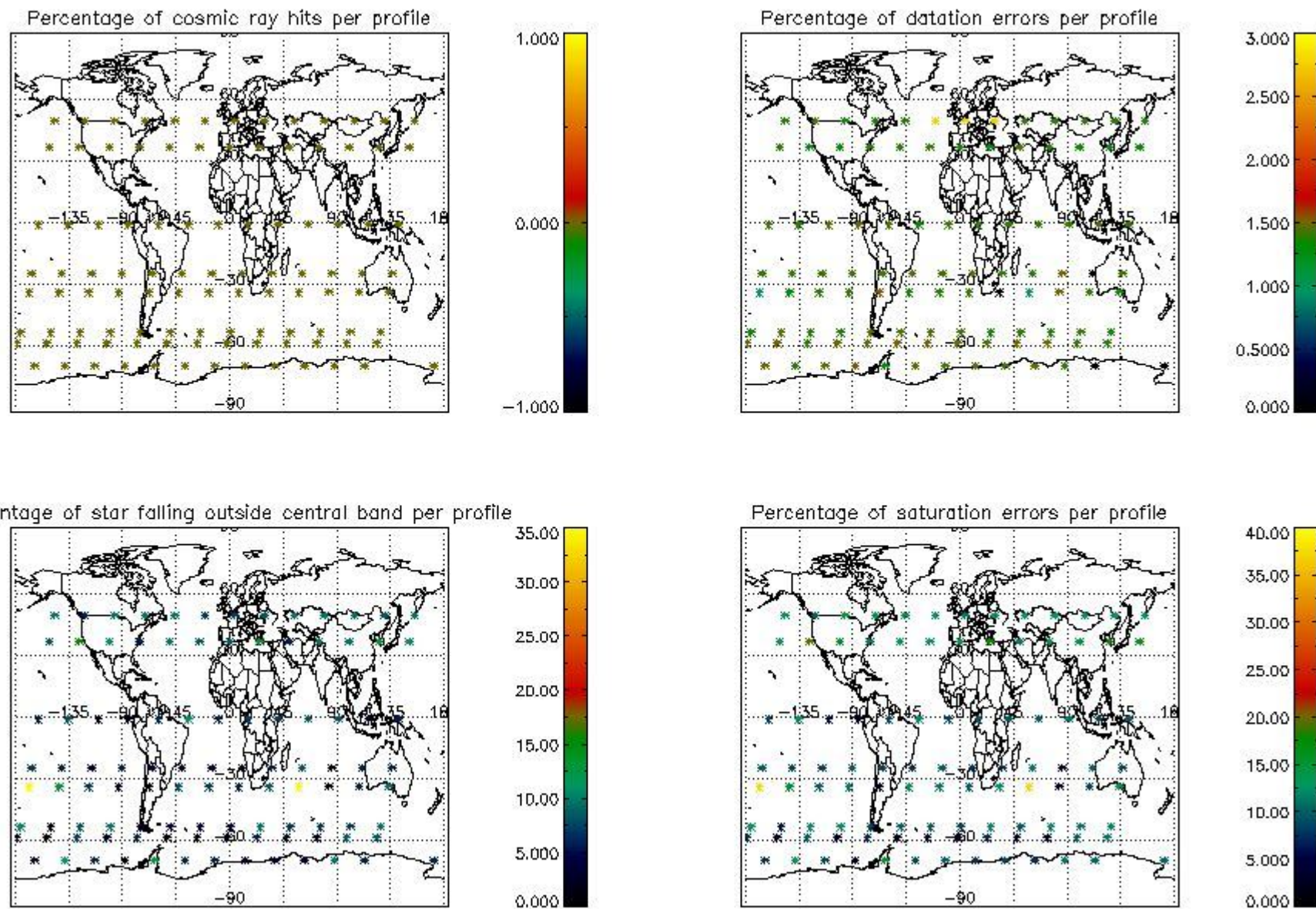
Percentage of star falling outside central band per profile



Percentage of saturation errors per profile



4.2.2 Plot level 1 quality information per product (world map): ENVISAT DESCENDING passes



5. Trace gas profiles

5.1 Ozone statistics based on quality of products

The final quality of the products can be "measured" using the STD (Standard Deviation) attached to every point profile. This information is written to the parameter GOM_NL__2P/NL_LOCAL_SPECIES_DENSITY/o3_std of the level 2 products. The table below shows the statistics for given STD ranges.

The statistics are given with respect to the overall valid production:

- Products without fatal errors: GOM_NL__2P/MPH/PRODUCT_ERR=0
- Valid point profile: GOM_NL__2P/NL_LOCAL_SPECIES_DENSITY/pcd(0)=0

The 'Criteria' is applied to valid points of dark limb products:

- Products in dark limb illumination condition: GOM_NL__2P/NL_SUMMARY_QUALITY/obs_ill_cond=0
- Products without fatal errors: GOM_NL__2P/MPH/PRODUCT_ERR=0
- Valid point profile: GOM_NL__2P/NL_LOCAL_SPECIES_DENSITY/pcd(0)=0

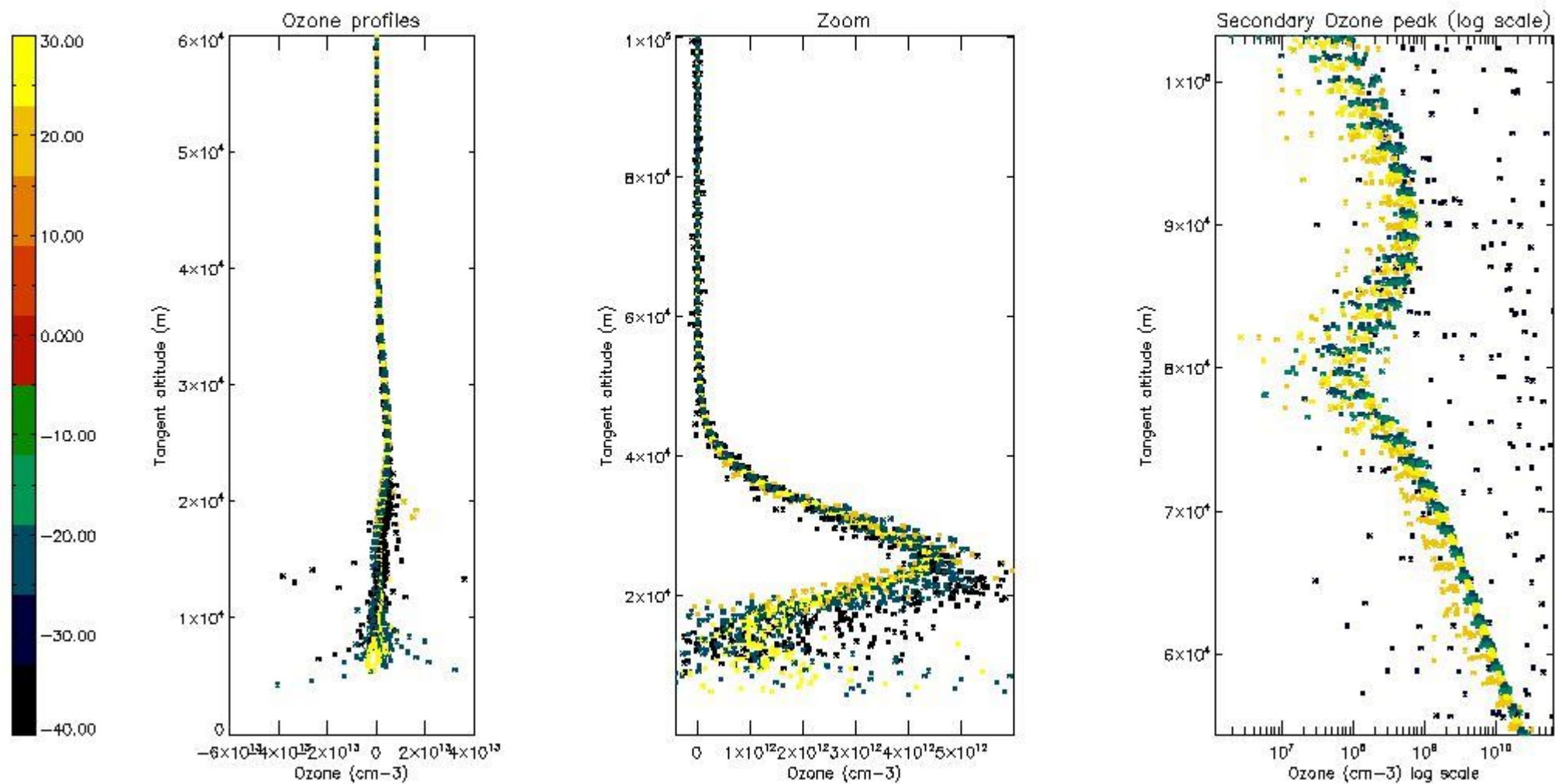
So, the table below shows the percentage of dark limb and valid observations for each criteria with respect to the overall valid daily observations.

Criteria	% of total production
All STD	40
STD < 20	21

STD < 10	16
STD < 5	8

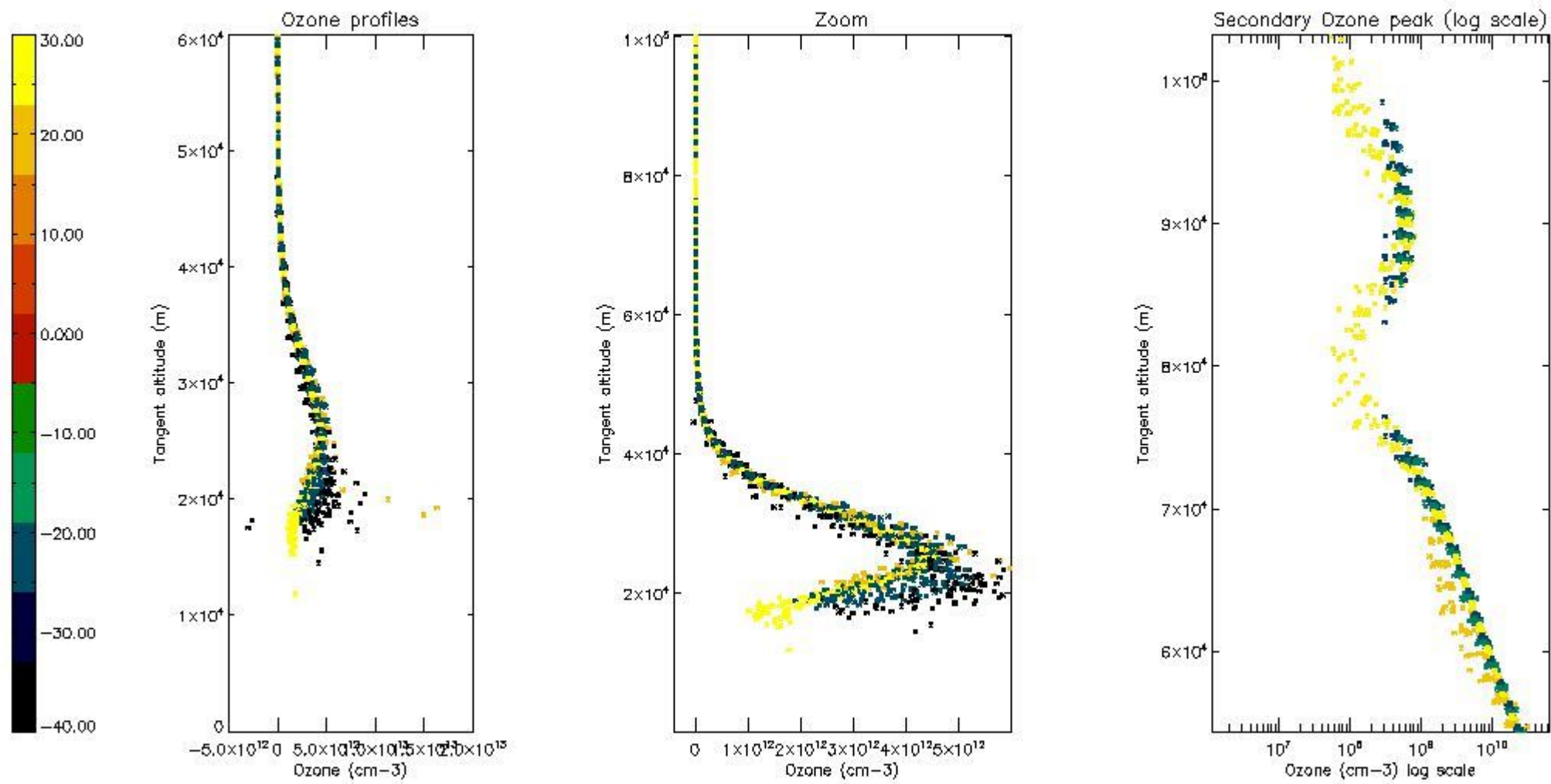
5.2 Plot ozone profiles for all STD (dark without errors)

The colorbar represents the latitude.



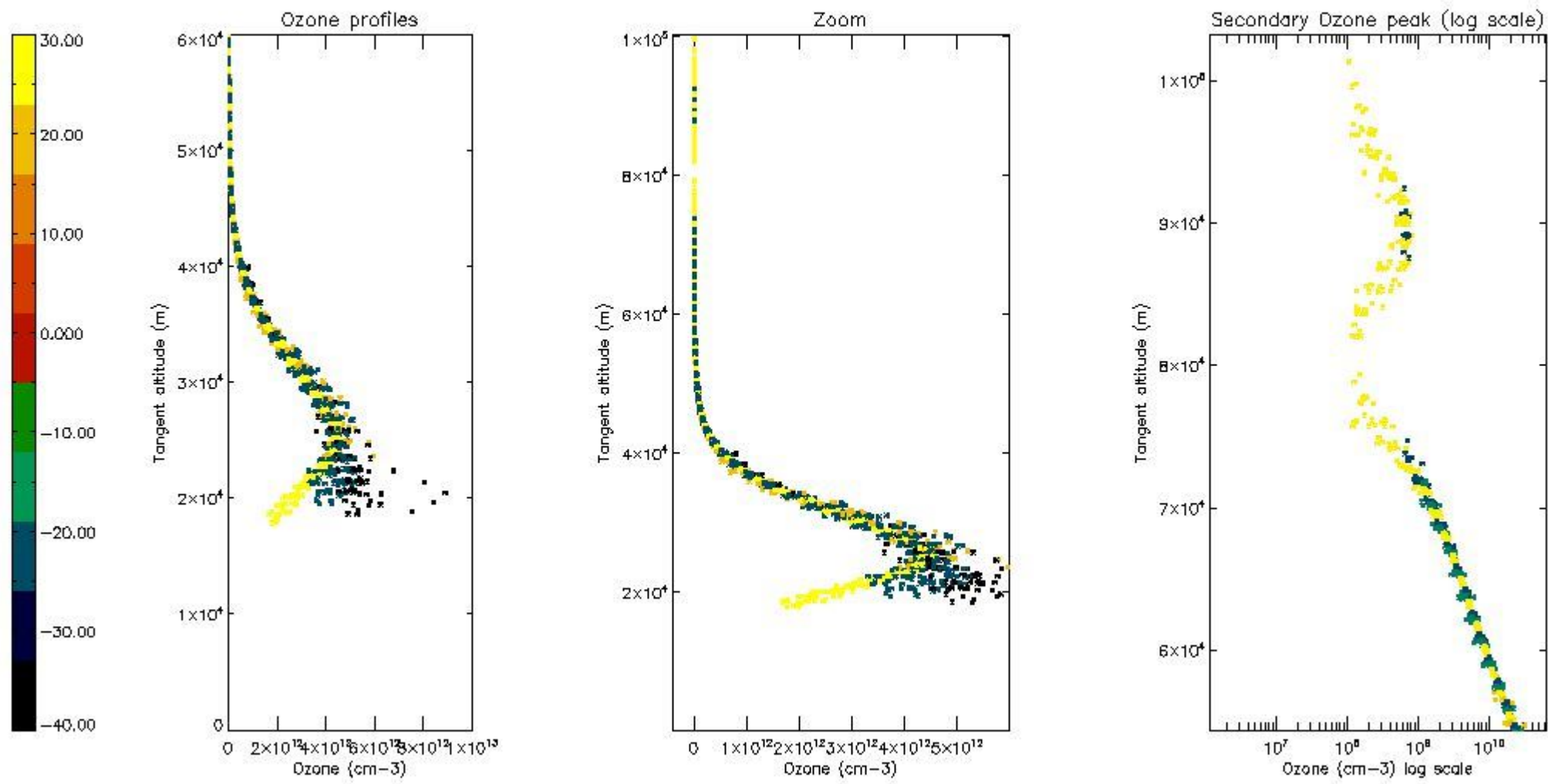
5.3 Plot ozone profiles where STD < 20% (dark without errors)

The colorbar represents the latitude.



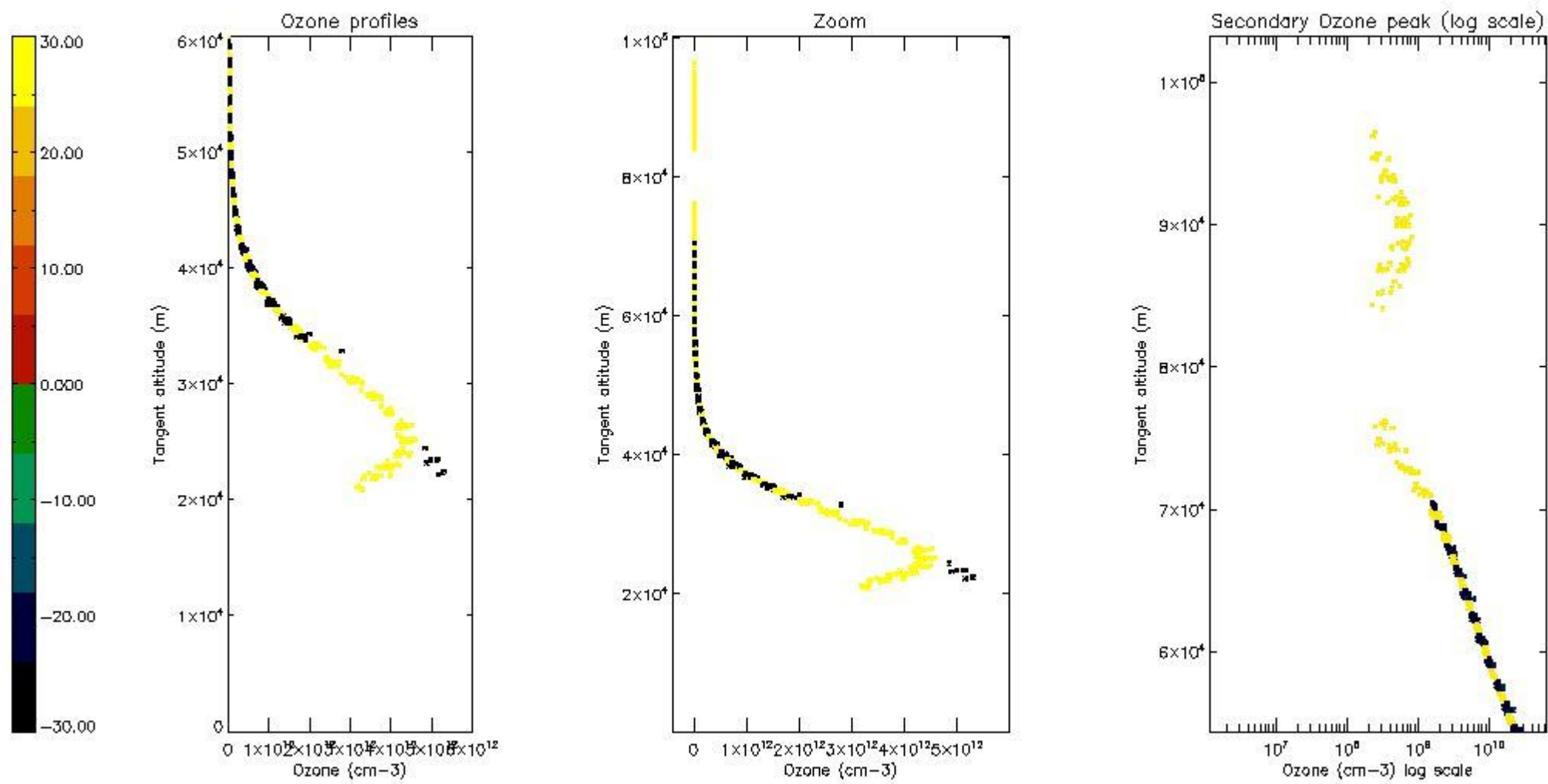
5.4 Plot ozone profiles where STD < 10% (dark without errors)

The colorbar represents the latitude.



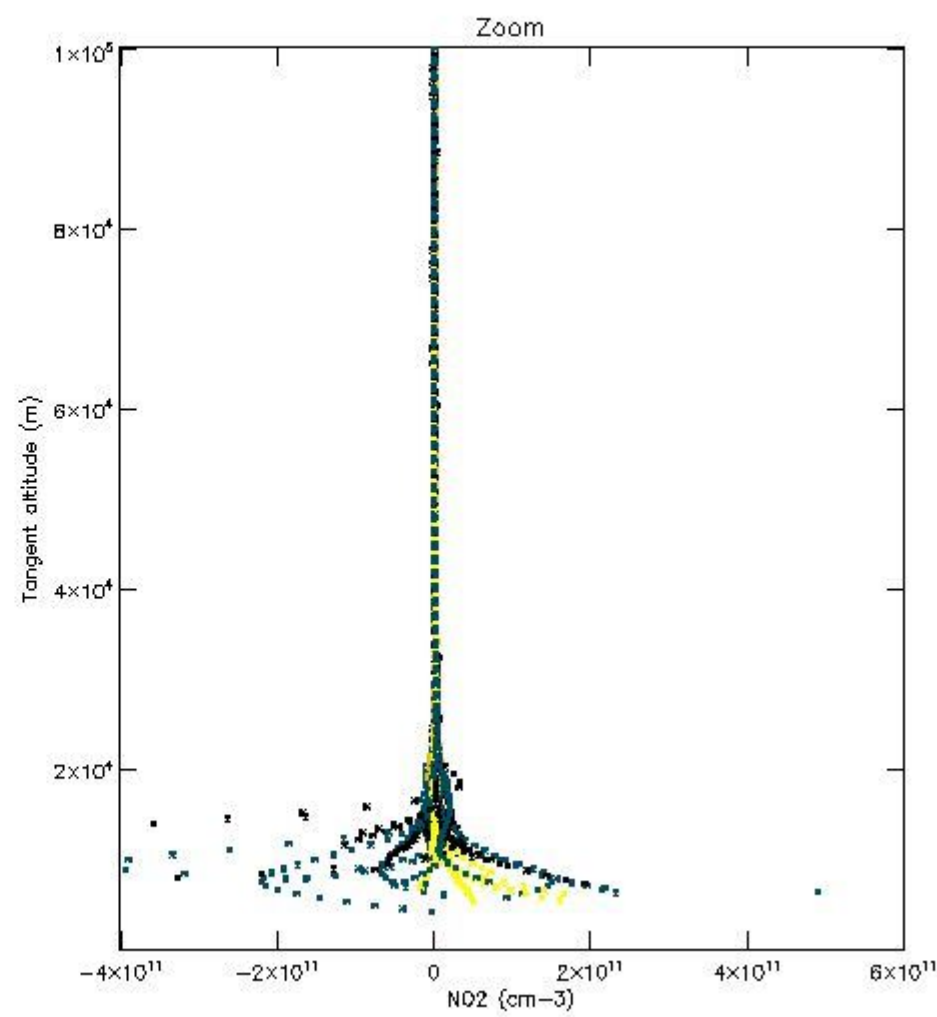
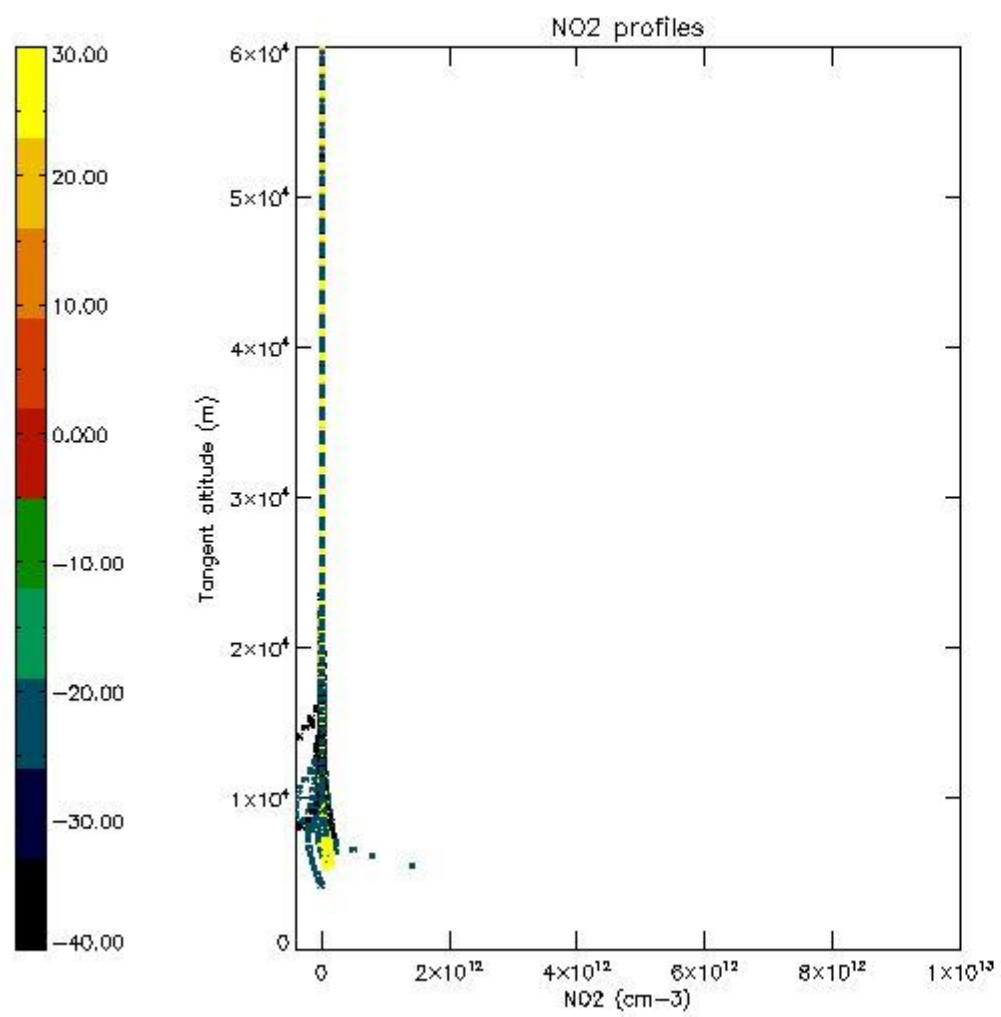
5.5 Plot ozone profiles where STD < 5% (dark without errors)

The colorbar represents the latitude.



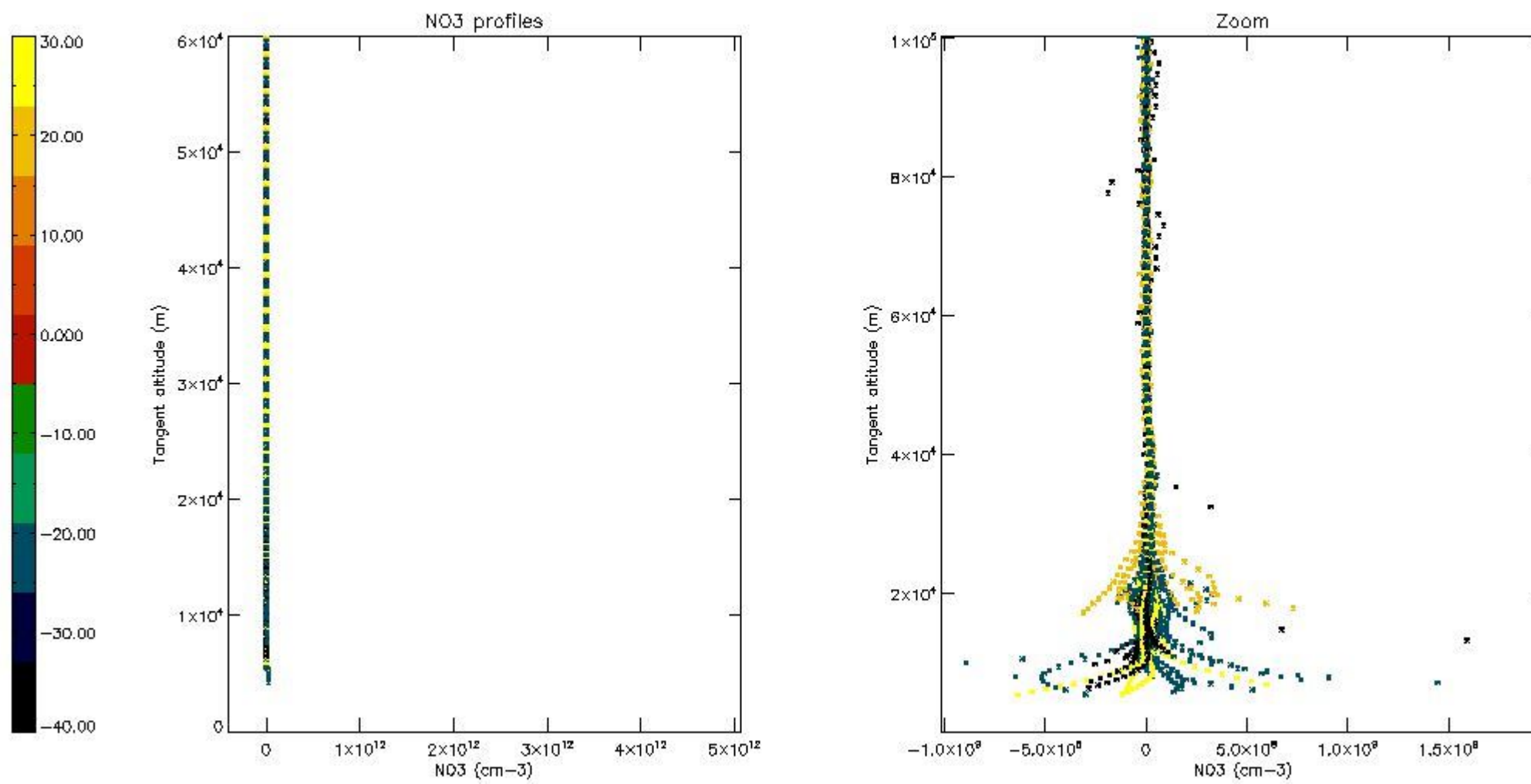
5.6 Plot NO₂ profiles for all STD (dark without errors)

The colorbar represents the latitude.



5.7 Plot NO3 profiles for all STD (dark without errors)

The colorbar represents the latitude.



6. Auxiliary Data Files used for the production reported in section 2

The number reported in the third column indicates since which file (see list in section 2) the corresponding auxiliary file has been used. The fourth column is the date of those product files.

Type	Auxiliary Filename	Used since product	Used since product date
INST_PHYS_CHARACTERISTICS	GOM_INS_AXVIEC20091111_143220_20030716_120000_20500101_000000	1	09-OCT-2005 00:02:40
LEVEL-2_PROC_CONFIG	GOM_PR2_AXVIEC20091111_152718_20020301_000000_20500101_000000	1	09-OCT-2005 00:02:40
CROSS_SECTIONS_FILE	GOM_CRS_AXVIEC20091111_154832_20020301_000000_20500101_000000	1	09-OCT-2005 00:02:40

GOMOS Level 2 Daily Report

SUMMARY

[1. General Info](#)

[2. Summary of processed GOM_NL_2P products](#)

[3. Level 2 Quality information per product](#)

[3.1 Plot of level 2 quality information per product \(time dependant\)](#)

[3.2 Plot of level 2 quality information per product \(world map\)](#)

[4. Level 1 Quality information per product \(stored on level 2 products\)](#)

[4.1 Plot of level 1 quality information per product \(time dependant\)](#)

[4.1.1 Plot of level 1 quality information per product \(time dependant\): ASCENDING](#)

[4.1.2 Plot of level 1 quality information per product \(time dependant\): DESCENDING](#)

[4.2 Plot of level 1 quality information per product \(world map\)](#)

[4.2.1 Plot of level 1 quality information per product \(world map\): ASCENDING](#)

[4.2.2 Plot of level 1 quality information per product \(world map\): DESCENDING](#)

[5. Ozone profiles based on quality statistics and other trace gas profiles](#)

[5.1 Ozone statistics based on quality of products](#)

[5.2 Plot ozone profiles for all STD \(dark without errors\)](#)

[5.3 Plot ozone profiles where STD < 20% \(dark without errors\)](#)

[5.4. Plot ozone profiles where STD < 10% \(dark without errors\)](#)

[5.5. Plot ozone profiles where STD < 5% \(dark without errors\)](#)

[5.6 Plot NO2 profiles for all STD \(dark without errors\)](#)

[5.7 Plot NO3 profiles for all STD \(dark without errors\)](#)

[5.8 Plot H2O profiles \(only for occultations of stars 1,2,3,4,13,14,16,26,63 dark without errors\) for all STD](#)

[6. Auxiliary Data Files used for the production reported in section 2](#)

This report presents the daily analysis on parameters extracted from GOMOS level 2 data (GOM_NL__2P). It is intended to monitor some important parameters that will impact the quality of these products. A list of level 2 products (and content) that have arrived during the reporting day to the PCF is also given.

Item	Value
Time of report generation	18APR2013 11:30:22
Data source version	GOMOS/6.01
Start time of products	09-10-2005 (09OCT2005 00:00:00)
Stop time of products	10-10-2005 (10OCT2005 00:00:00)
Store outputs in DB	Yes
Nb of level 2 prods	180
Nb of prods with errors	0

2. Summary of processed GOM_NL__2P products.

Nr	Filename	UTC Start time	Limb	Duration	Star Id	Star Name	Star Mag	Star Temp	Nb Meas	Orbit	Prod. error
1	GOM_NL__2PRFIN20051009_000240_000000402041_00274_18865_7486.N1	09-OCT-2005 00:02:40	Straylight	39.500	84	Alp Phe	2.3970	4500.0	79	18865	No
2	GOM_NL__2PRFIN20051009_001929_000000372041_00274_18865_7487.N1	09-OCT-2005 00:19:29	Bright	36.500	90	54Alp Peg	2.4870	11000.	73	18865	No
3	GOM_NL__2PRFIN20051009_002303_000000382041_00274_18865_7488.N1	09-OCT-2005 00:23:03	Bright	37.500	93	53Bet Peg	2.5200	3100.0	75	18865	No
4	GOM_NL__2PRFIN20051009_003337_000000362041_00274_18865_7489.N1	09-OCT-2005 00:33:37	Bright	35.500	89	5Alp Cep	2.4510	8000.0	71	18865	No
5	GOM_NL__2PRFIN20051009_004017_000000362041_00274_18865_7490.N1	09-OCT-2005 00:40:17	Bright	35.500	49	1Alp UMi	1.9900	6300.0	71	18865	No
6	GOM_NL__2PRFIN20051009_004252_000000372041_00274_18865_7491.N1	09-OCT-2005 00:42:52	Bright	37.000	60	7Bet UMi	2.0810	3950.0	74	18865	No
7	GOM_NL__2PRFIN20051009_004825_000000372041_00274_18865_7492.N1	09-OCT-2005 00:48:25	Bright	37.000	36	50Alp UMa	1.8000	6300.0	74	18865	No
8	GOM_NL__2PRFIN20051009_004957_000000362041_00274_18865_7493.N1	09-OCT-2005 00:49:57	Bright	36.000	82	48Bet UMa	2.3650	10600.	72	18865	No
9	GOM_NL__2PRFIN20051009_005315_000000352041_00274_18865_7494.N1	09-OCT-2005 00:53:15	Bright	34.500	174	52Psi UMa	3.0040	4400.0	69	18865	No
10	GOM_NL__2PRFIN20051009_011942_000000452041_00274_18865_7495.N1	09-OCT-2005 01:19:42	Dark	44.500	65	Lam Vel	2.2040	4400.0	89	18865	No
11	GOM_NL__2PRFIN20051009_012256_000000402041_00274_18865_7496.N1	09-OCT-2005 01:22:56	Dark	39.500	46	Del Vel	1.9540	10600.	79	18865	No
12	GOM_NL__2PRFIN20051009_012430_000000412041_00275_18866_7436.N1	09-OCT-2005 01:24:30	Dark	40.500	41	Eps Car	1.8600	4100.0	81	18866	No
13	GOM_NL__2PRFIN20051009_013639_000000382041_00275_18866_7437.N1	09-OCT-2005 01:36:39	Dark	37.500	143	Alp Hyi	2.8570	7200.0	75	18866	No
14	GOM_NL__2PRFIN20051009_013807_000000432041_00275_18866_7438.N1	09-OCT-2005 01:38:07	Dark	43.000	9	Alp Eri	0.45300	24000.	86	18866	No
15	GOM_NL__2PRFIN20051009_014317_000000422041_00275_18866_7439.N1	09-OCT-2005 01:43:17	Straylight	41.500	84	Alp Phe	2.3970	4500.0	83	18866	No
16	GOM_NL__2PRFIN20051009_020005_000000362041_00275_18866_7440.N1	09-OCT-2005 02:00:05	Bright	36.000	90	54Alp Peg	2.4870	11000.	72	18866	No
17	GOM_NL__2PRFIN20051009_020339_000000392041_00275_18866_7441.N1	09-OCT-2005 02:03:39	Bright	39.000	93	53Bet Peg	2.5200	3100.0	78	18866	No
18	GOM_NL__2PRFIN20051009_021413_000000352041_00275_18866_7442.N1	09-OCT-2005 02:14:13	Bright	34.500	89	5Alp Cep	2.4510	8000.0	69	18866	No
19	GOM_NL__2PRFIN20051009_022052_000000352041_00275_18866_7443.N1	09-OCT-2005 02:20:52	Bright	35.000	49	1Alp UMi	1.9900	6300.0	70	18866	No
20	GOM_NL__2PRFIN20051009_022328_000000362041_00275_18866_7444.N1	09-OCT-2005 02:23:28	Bright	35.500	60	7Bet UMi	2.0810	3950.0	71	18866	No
21	GOM_NL__2PRFIN20051009_022901_000000362041_00275_18866_7445.N1	09-OCT-2005 02:29:01	Bright	36.000	36	50Alp UMa	1.8000	6300.0	72	18866	No
22	GOM_NL__2PRFIN20051009_023033_000000362041_00275_18866_7446.N1	09-OCT-2005 02:30:33	Bright	35.500	82	48Bet UMa	2.3650	10600.	71	18866	No
23	GOM_NL__2PRFIN20051009_023351_000000362041_00275_18866_7447.N1	09-OCT-2005 02:33:51	Bright	35.500	174	52Psi UMa	3.0040	4400.0	71	18866	No
24	GOM_NL__2PRFIN20051009_030019_000000452041_00275_18866_7448.N1	09-OCT-2005 03:00:19	Dark	45.000	65	Lam Vel	2.2040	4400.0	90	18866	No
25	GOM_NL__2PRFIN20051009_030332_000000392041_00275_18866_7449.N1	09-OCT-2005 03:03:32	Dark	39.000	46	Del Vel	1.9540	10600.	78	18866	No
26	GOM_NL__2PRFIN20051009_030507_000000452041_00276_18867_7436.N1	09-OCT-2005 03:05:07	Dark	45.000	41	Eps Car	1.8600	4100.0	90	18867	No
27	GOM_NL__2PRFIN20051009_031716_000000392041_00276_18867_7437.N1	09-OCT-2005 03:17:16	Dark	38.500	143	Alp Hyi	2.8570	7200.0	77	18867	No
28	GOM_NL__2PRFIN20051009_031843_000000412041_00276_18867_7438.N1	09-OCT-2005 03:18:43	Dark	41.000	9	Alp Eri	0.45300	24000.	82	18867	No
29	GOM_NL__2PRFIN20051009_032353_000000392041_00276_18867_7439.N1	09-OCT-2005 03:23:53	Straylight	39.000	84	Alp Phe	2.3970	4500.0	78	18867	No
30	GOM_NL__2PRFIN20051009_034042_000000362041_00276_18867_7440.N1	09-OCT-2005 03:40:42	Bright	36.000	90	54Alp Peg	2.4870	11000.	72	18867	No
31	GOM_NL__2PRFIN20051009_034415_000000372041_00276_18867_7441.N1	09-OCT-2005 03:44:15	Bright	37.000	93	53Bet Peg	2.5200	3100.0	74	18867	No
32	GOM_NL__2PRFIN20051009_035449_000000362041_00276_18867_7442.N1	09-OCT-2005 03:54:49	Bright	36.000	89	5Alp Cep	2.4510	8000.0	72	18867	No
33	GOM_NL__2PRFIN20051009_040129_000000332041_00276_18867_7443.N1	09-OCT-2005 04:01:29	Bright	33.000	49	1Alp UMi	1.9900	6300.0	66	18867	No
34	GOM_NL__2PRFIN20051009_040404_000000342041_00276_18867_7444.N1	09-OCT-2005 04:04:04	Bright	33.500	60	7Bet UMi	2.0810	3950.0	67	18867	No
35	GOM_NL__2PRFIN20051009_040937_000000372041_00276_18867_7445.N1	09-OCT-2005 04:09:37	Bright	36.500	36	50Alp UMa	1.8000	6300.0	73	18867	No
36	GOM_NL__2PRFIN20051009_041109_000000342041_00276_18867_7446.N1	09-OCT-2005 04:11:09	Bright	33.500	82	48Bet UMa	2.3650	10600.	67	18867	No
37	GOM_NL__2PRFIN20051009_041427_000000342041_00276_18867_7447.N1	09-OCT-2005 04:14:27	Bright	34.000	174	52Psi UMa	3.0040	4400.0	68	18867	No
38	GOM_NL__2PRFIN20051009_044055_000000462041_00276_18867_7448.N1	09-OCT-2005 04:40:55	Dark	45.500	65	Lam Vel	2.2040	4400.0	91	18867	No
39	GOM_NL__2PRFIN20051009_044409_000000392041_00276_18867_7449.N1	09-OCT-2005 04:44:09	Dark	39.000	46	Del Vel	1.9540	10600.	78	18867	No
40	GOM_NL__2PRFIN20051009_044543_000000512041_00277_18868_7436.N1	09-OCT-2005 04:45:43	Dark	50.500	41	Eps Car	1.8600	4100.0	101	18868	No
41	GOM_NL__2PRFIN20051009_045752_000000382041_00277_18868_7437.N1	09-OCT-2005 04:57:52	Dark	37.500	143	Alp Hyi	2.8570	7200.0	75	18868	No
42	GOM_NL__2PRFIN20051009_045919_000000462041_00277_18868_7438.N1	09-OCT-2005 04:59:19	Dark	46.000	9	Alp Eri	0.45300	24000.	92	18868	No

43	GOM_NL__2PRFIN20051009_050429_000000432041_00277_18868_7439.N1	09-OCT-2005 05:04:29	Straylight	43.000	84	Alp Phe	2.3970	4500.0	86	18868	No
44	GOM_NL__2PRFIN20051009_052118_000000362041_00277_18868_7440.N1	09-OCT-2005 05:21:18	Bright	36.000	90	54Alp Peg	2.4870	11000.	72	18868	No
45	GOM_NL__2PRFIN20051009_052451_000000372041_00277_18868_7441.N1	09-OCT-2005 05:24:51	Bright	36.500	93	53Bet Peg	2.5200	3100.0	73	18868	No
46	GOM_NL__2PRFIN20051009_053525_000000362041_00277_18868_7442.N1	09-OCT-2005 05:35:25	Bright	36.000	89	5Alp Cep	2.4510	8000.0	72	18868	No
47	GOM_NL__2PRFIN20051009_054204_000000362041_00277_18868_7443.N1	09-OCT-2005 05:42:04	Bright	36.000	49	1Alp UMi	1.9900	6300.0	72	18868	No
48	GOM_NL__2PRFIN20051009_054440_000000522041_00277_18868_7444.N1	09-OCT-2005 05:44:40	Bright	52.000	60	7Bet UMi	2.0810	3950.0	104	18868	No
49	GOM_NL__2PRFIN20051009_055013_000000362041_00277_18868_7445.N1	09-OCT-2005 05:50:13	Bright	36.000	36	50Alp UMa	1.8000	6300.0	72	18868	No
50	GOM_NL__2PRFIN20051009_055145_000000342041_00277_18868_7446.N1	09-OCT-2005 05:51:45	Bright	33.500	82	48Bet UMa	2.3650	10600.	67	18868	No
51	GOM_NL__2PRFIN20051009_055503_000000352041_00277_18868_7447.N1	09-OCT-2005 05:55:03	Bright	35.000	174	52Psi UMa	3.0040	4400.0	70	18868	No
52	GOM_NL__2PRFIN20051009_062132_000000472041_00277_18868_7448.N1	09-OCT-2005 06:21:32	Dark	47.000	65	Lam Vel	2.2040	4400.0	94	18868	No
53	GOM_NL__2PRFIN20051009_062445_000000382041_00277_18868_7449.N1	09-OCT-2005 06:24:45	Dark	38.000	46	Del Vel	1.9540	10600.	76	18868	No
54	GOM_NL__2PRFIN20051009_062620_000000502041_00278_18869_7456.N1	09-OCT-2005 06:26:20	Dark	49.500	41	Eps Car	1.8600	4100.0	99	18869	No
55	GOM_NL__2PRFIN20051009_063828_000000382041_00278_18869_7457.N1	09-OCT-2005 06:38:28	Dark	37.500	143	Alp Hyi	2.8570	7200.0	75	18869	No
56	GOM_NL__2PRFIN20051009_063956_000000392041_00278_18869_7458.N1	09-OCT-2005 06:39:56	Dark	38.500	9	Alp Eri	0.45300	24000.	77	18869	No
57	GOM_NL__2PRFIN20051009_064505_000000382041_00278_18869_7459.N1	09-OCT-2005 06:45:05	Straylight	38.000	84	Alp Phe	2.3970	4500.0	76	18869	No
58	GOM_NL__2PRFIN20051009_070154_000000362041_00278_18869_7460.N1	09-OCT-2005 07:01:54	Bright	36.000	90	54Alp Peg	2.4870	11000.	72	18869	No
59	GOM_NL__2PRFIN20051009_070527_000000352041_00278_18869_7461.N1	09-OCT-2005 07:05:27	Bright	35.000	93	53Bet Peg	2.5200	3100.0	70	18869	No
60	GOM_NL__2PRFIN20051009_071602_000000362041_00278_18869_7462.N1	09-OCT-2005 07:16:02	Bright	36.000	89	5Alp Cep	2.4510	8000.0	72	18869	No
61	GOM_NL__2PRFIN20051009_072240_000000362041_00278_18869_7463.N1	09-OCT-2005 07:22:40	Bright	35.500	49	1Alp UMi	1.9900	6300.0	71	18869	No
62	GOM_NL__2PRFIN20051009_072517_000000372041_00278_18869_7464.N1	09-OCT-2005 07:25:17	Bright	36.500	60	7Bet UMi	2.0810	3950.0	73	18869	No
63	GOM_NL__2PRFIN20051009_073049_000000372041_00278_18869_7465.N1	09-OCT-2005 07:30:49	Bright	37.000	36	50Alp UMa	1.8000	6300.0	74	18869	No
64	GOM_NL__2PRFIN20051009_073221_000000352041_00278_18869_7466.N1	09-OCT-2005 07:32:21	Bright	35.000	82	48Bet UMa	2.3650	10600.	70	18869	No
65	GOM_NL__2PRFIN20051009_073540_000000342041_00278_18869_7467.N1	09-OCT-2005 07:35:40	Bright	34.000	174	52Psi UMa	3.0040	4400.0	68	18869	No
66	GOM_NL__2PRFIN20051009_080208_000000482041_00278_18869_7468.N1	09-OCT-2005 08:02:08	Dark	48.000	65	Lam Vel	2.2040	4400.0	96	18869	No
67	GOM_NL__2PRFIN20051009_080521_000000392041_00278_18869_7469.N1	09-OCT-2005 08:05:21	Dark	39.000	46	Del Vel	1.9540	10600.	78	18869	No
68	GOM_NL__2PRFIN20051009_080656_000000392041_00279_18870_7456.N1	09-OCT-2005 08:06:56	Dark	38.500	41	Eps Car	1.8600	4100.0	77	18870	No
69	GOM_NL__2PRFIN20051009_081904_000000402041_00279_18870_7457.N1	09-OCT-2005 08:19:04	Dark	39.500	143	Alp Hyi	2.8570	7200.0	79	18870	No
70	GOM_NL__2PRFIN20051009_082032_000000512041_00279_18870_7458.N1	09-OCT-2005 08:20:32	Dark	50.500	9	Alp Eri	0.45300	24000.	101	18870	No
71	GOM_NL__2PRFIN20051009_082541_000000402041_00279_18870_7459.N1	09-OCT-2005 08:25:41	Straylight	40.000	84	Alp Phe	2.3970	4500.0	80	18870	No
72	GOM_NL__2PRFIN20051009_084230_000000362041_00279_18870_7460.N1	09-OCT-2005 08:42:30	Bright	36.000	90	54Alp Peg	2.4870	11000.	72	18870	No
73	GOM_NL__2PRFIN20051009_084604_000000392041_00279_18870_7461.N1	09-OCT-2005 08:46:04	Bright	38.500	93	53Bet Peg	2.5200	3100.0	77	18870	No
74	GOM_NL__2PRFIN20051009_085638_000000362041_00279_18870_7462.N1	09-OCT-2005 08:56:38	Bright	36.000	89	5Alp Cep	2.4510	8000.0	72	18870	No
75	GOM_NL__2PRFIN20051009_090316_000000342041_00279_18870_7463.N1	09-OCT-2005 09:03:16	Bright	34.000	49	1Alp UMi	1.9900	6300.0	68	18870	No
76	GOM_NL__2PRFIN20051009_090553_000000362041_00279_18870_7464.N1	09-OCT-2005 09:05:53	Bright	35.500	60	7Bet UMi	2.0810	3950.0	71	18870	No
77	GOM_NL__2PRFIN20051009_091125_000000352041_00279_18870_7465.N1	09-OCT-2005 09:11:25	Bright	35.000	36	50Alp UMa	1.8000	6300.0	70	18870	No
78	GOM_NL__2PRFIN20051009_091257_000000342041_00279_18870_7466.N1	09-OCT-2005 09:12:57	Bright	33.500	82	48Bet UMa	2.3650	10600.	67	18870	No
79	GOM_NL__2PRFIN20051009_091616_000000352041_00279_18870_7467.N1	09-OCT-2005 09:16:16	Bright	35.000	174	52Psi UMa	3.0040	4400.0	70	18870	No
80	GOM_NL__2PRFIN20051009_094245_000000462041_00279_18870_7468.N1	09-OCT-2005 09:42:45	Dark	46.000	65	Lam Vel	2.2040	4400.0	92	18870	No
81	GOM_NL__2PRFIN20051009_094558_000000432041_00279_18870_7469.N1	09-OCT-2005 09:45:58	Dark	42.500	46	Del Vel	1.9540	10600.	85	18870	No
82	GOM_NL__2PRFIN20051009_094733_000000522041_00280_18871_7456.N1	09-OCT-2005 09:47:33	Dark	52.000	41	Eps Car	1.8600	4100.0	104	18871	No
83	GOM_NL__2PRFIN20051009_095941_000000382041_00280_18871_7457.N1	09-OCT-2005 09:59:41	Dark	37.500	143	Alp Hyi	2.8570	7200.0	75	18871	No
84	GOM_NL__2PRFIN20051009_100108_000000492041_00280_18871_7458.N1	09-OCT-2005 10:01:08	Dark	48.500	9	Alp Eri	0.45300	24000.	97	18871	No
85	GOM_NL__2PRFIN20051009_100618_000000372041_00280_18871_7459.N1	09-OCT-2005 10:06:18	Straylight	37.000	84	Alp Phe	2.3970	4500.0	74	18871	No
86	GOM_NL__2PRFIN20051009_102306_000000362041_00280_18871_7460.N1	09-OCT-2005 10:23:06	Bright	35.500	90	54Alp Peg	2.4870	11000.	71	18871	No
87	GOM_NL__2PRFIN20051009_102640_000000372041_00280_18871_7461.N1	09-OCT-2005 10:26:40	Bright	36.500	93	53Bet Peg	2.5200	3100.0	73	18871	No
88	GOM_NL__2PRFIN20051009_103714_000000362041_00280_18871_7462.N1	09-OCT-2005 10:37:14	Bright	35.500	89	5Alp Cep	2.4510	8000.0	71	18871	No
89	GOM_NL__2PRFIN20051009_104352_000000362041_00280_18871_7463.N1	09-OCT-2005 10:43:52	Bright	35.500	49	1Alp UMi	1.9900	6300.0	71	18871	No
90	GOM_NL__2PRFIN20051009_104629_000000372041_00280_18871_7464.N1	09-OCT-2005 10:46:29	Bright	36.500	60	7Bet UMi	2.0810	3950.0	73	18871	No
91	GOM_NL__2PRFIN20051009_105201_000000352041_00280_18871_7465.N1	09-OCT-2005 10:52:01	Bright	35.000	36	50Alp UMa	1.8000	6300.0	70	18871	No
92	GOM_NL__2PRFIN20051009_105333_000000332041_00280_18871_7466.N1	09-OCT-2005 10:53:33	Bright	33.000	82	48Bet UMa	2.3650	10600.	66	18871	No
93	GOM_NL__2PRFIN20051009_105652_000000352041_00280_18871_7467.N1	09-OCT-2005 10:56:52	Bright	34.500	174	52Psi UMa	3.0040	4400.0	69	18871	No
94	GOM_NL__2PRFIN20051009_112321_000000452041_00280_18871_7468.N1	09-OCT-2005 11:23:21	Dark	45.000	65	Lam Vel	2.2040	4400.0	90	18871	No
95	GOM_NL__2PRFIN20051009_112634_000000402041_00280_18871_7469.N1	09-OCT-2005 11:26:34	Dark	39.500	46	Del Vel	1.9540	10600.	79	18871	No
96	GOM_NL__2PRFIN20051009_112809_000000492041_00281_18872_7456.N1	09-OCT-2005 11:28:09	Dark	48.500	41	Eps Car	1.8600	4100.0	97	18872	No
97	GOM_NL__2PRFIN20051009_114017_000000392041_00281_18872_7457.N1	09-OCT-2005 11:40:17	Dark	38.500	143	Alp Hyi	2.8570	7200.0	77	18872	No
98	GOM_NL__2PRFIN20051009_114144_000000442041_00281_18872_7458.N1	09-OCT-2005 11:41:44	Dark	43.500	9	Alp Eri	0.45300	24000.	87	18872	No
99	GOM_NL__2PRFIN20051009_114654_000000422041_00281_18872_7459.N1	09-OCT-2005 11:46:54	Straylight	42.000	84	Alp Phe	2.3970	4500.0	84	18872	No
100	GOM_NL__2PRFIN20051009_120342_000000362041_00281_18872_7460.N1	09-OCT-2005 12:03:42	Bright	36.000	90	54Alp Peg	2.4870	11000.	72	18872	No
101	GOM_NL__2PRFIN20051009_120716_000000362041_00281_18872_7461.N1	09-OCT-2005 12:07:16	Bright	36.000	93	53Bet Peg	2.5200	3100.0	72	18872	No

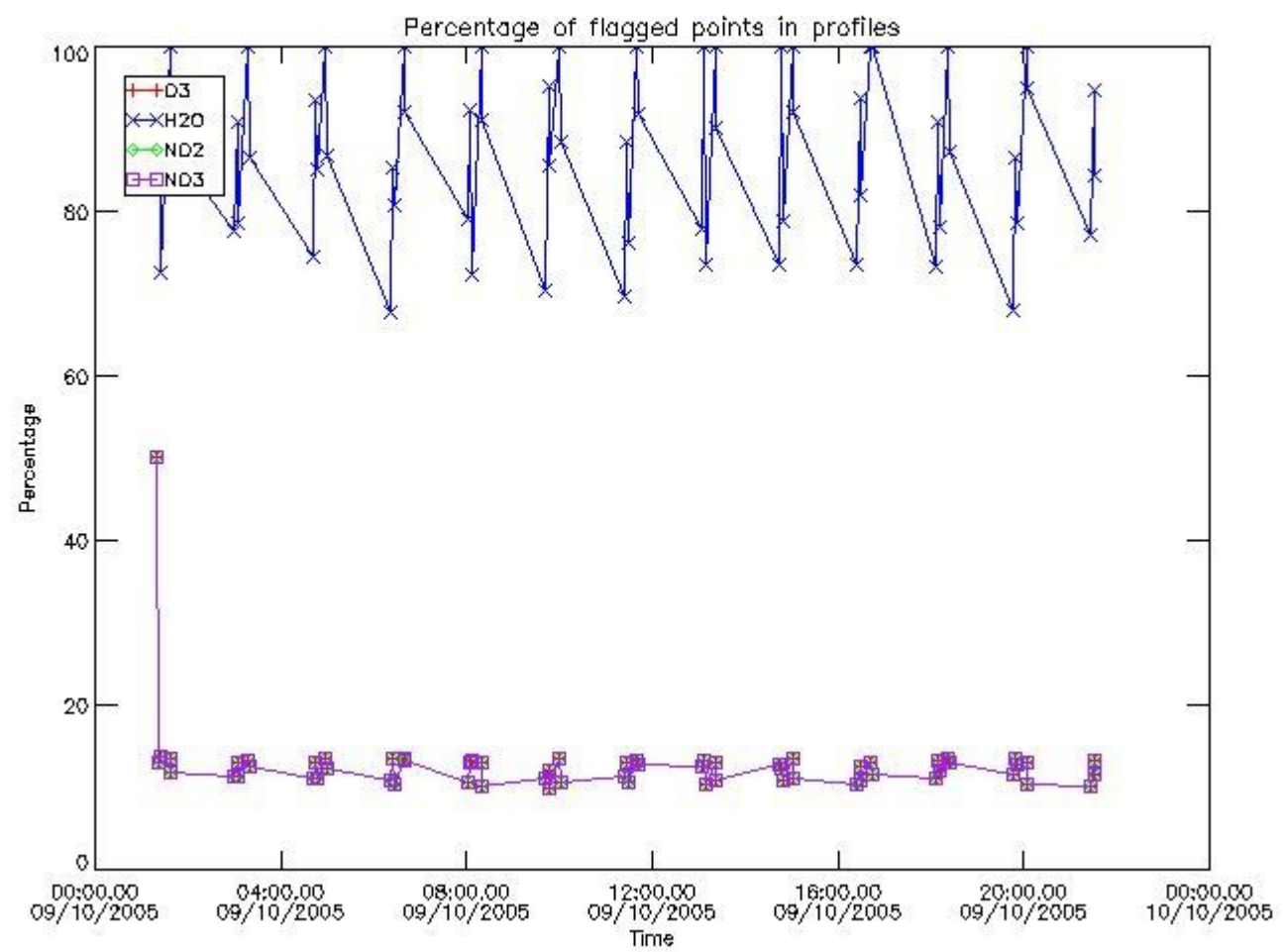
102	GOM_NL__2PRFIN20051009_121750_000000372041_00281_18872_7462.N1	09-OCT-2005 12:17:50	Bright	37.000	89	5Alp Cep	2.4510	8000.0	74	18872	No
103	GOM_NL__2PRFIN20051009_122428_000000352041_00281_18872_7463.N1	09-OCT-2005 12:24:28	Bright	34.500	49	1Alp UMi	1.9900	6300.0	69	18872	No
104	GOM_NL__2PRFIN20051009_122705_000000372041_00281_18872_7464.N1	09-OCT-2005 12:27:05	Bright	37.000	60	7Bet UMi	2.0810	3950.0	74	18872	No
105	GOM_NL__2PRFIN20051009_123237_000000352041_00281_18872_7465.N1	09-OCT-2005 12:32:37	Bright	35.000	36	50Alp UMa	1.8000	6300.0	70	18872	No
106	GOM_NL__2PRFIN20051009_123409_000000332041_00281_18872_7466.N1	09-OCT-2005 12:34:09	Bright	33.000	82	48Bet UMa	2.3650	10600.	66	18872	No
107	GOM_NL__2PRFIN20051009_123728_000000382041_00281_18872_7467.N1	09-OCT-2005 12:37:28	Bright	38.000	174	52Psi UMa	3.0040	4400.0	76	18872	No
108	GOM_NL__2PRFIN20051009_130357_000000412041_00281_18872_7468.N1	09-OCT-2005 13:03:57	Dark	41.000	65	Lam Vel	2.2040	4400.0	82	18872	No
109	GOM_NL__2PRFIN20051009_130710_000000392041_00281_18872_7469.N1	09-OCT-2005 13:07:10	Dark	38.500	46	Del Vel	1.9540	10600.	77	18872	No
110	GOM_NL__2PRFIN20051009_130845_000000502041_00282_18873_7456.N1	09-OCT-2005 13:08:45	Dark	49.500	41	Eps Car	1.8600	4100.0	99	18873	No
111	GOM_NL__2PRFIN20051009_132053_000000392041_00282_18873_7457.N1	09-OCT-2005 13:20:53	Dark	39.000	143	Alp Hyi	2.8570	7200.0	78	18873	No
112	GOM_NL__2PRFIN20051009_132221_000000472041_00282_18873_7458.N1	09-OCT-2005 13:22:21	Dark	46.500	9	Alp Eri	0.45300	24000.	93	18873	No
113	GOM_NL__2PRFIN20051009_132730_000000422041_00282_18873_7459.N1	09-OCT-2005 13:27:30	Straylight	42.000	84	Alp Phe	2.3970	4500.0	84	18873	No
114	GOM_NL__2PRFIN20051009_134418_000000372041_00282_18873_7460.N1	09-OCT-2005 13:44:18	Bright	36.500	90	54Alp Peg	2.4870	11000.	73	18873	No
115	GOM_NL__2PRFIN20051009_134752_000000372041_00282_18873_7461.N1	09-OCT-2005 13:47:52	Bright	36.500	93	53Bet Peg	2.5200	3100.0	73	18873	No
116	GOM_NL__2PRFIN20051009_135826_000000352041_00282_18873_7462.N1	09-OCT-2005 13:58:26	Bright	35.000	89	5Alp Cep	2.4510	8000.0	70	18873	No
117	GOM_NL__2PRFIN20051009_140504_000000352041_00282_18873_7463.N1	09-OCT-2005 14:05:04	Bright	35.000	49	1Alp UMi	1.9900	6300.0	70	18873	No
118	GOM_NL__2PRFIN20051009_140741_000000332041_00282_18873_7464.N1	09-OCT-2005 14:07:41	Bright	32.500	60	7Bet UMi	2.0810	3950.0	65	18873	No
119	GOM_NL__2PRFIN20051009_141313_000000342041_00282_18873_7465.N1	09-OCT-2005 14:13:13	Bright	34.000	36	50Alp UMa	1.8000	6300.0	68	18873	No
120	GOM_NL__2PRFIN20051009_141445_000000352041_00282_18873_7466.N1	09-OCT-2005 14:14:45	Bright	34.500	82	48Bet UMa	2.3650	10600.	69	18873	No
121	GOM_NL__2PRFIN20051009_141804_000000332041_00282_18873_7467.N1	09-OCT-2005 14:18:04	Bright	32.500	174	52Psi UMa	3.0040	4400.0	65	18873	No
122	GOM_NL__2PRFIN20051009_144434_000000482041_00282_18873_7468.N1	09-OCT-2005 14:44:34	Dark	47.500	65	Lam Vel	2.2040	4400.0	95	18873	No
123	GOM_NL__2PRFIN20051009_144747_000000462041_00282_18873_7469.N1	09-OCT-2005 14:47:47	Dark	45.500	46	Del Vel	1.9540	10600.	91	18873	No
124	GOM_NL__2PRFIN20051009_144922_000000482041_00283_18874_7456.N1	09-OCT-2005 14:49:22	Dark	47.500	41	Eps Car	1.8600	4100.0	95	18874	No
125	GOM_NL__2PRFIN20051009_150130_000000382041_00283_18874_7457.N1	09-OCT-2005 15:01:30	Dark	38.000	143	Alp Hyi	2.8570	7200.0	76	18874	No
126	GOM_NL__2PRFIN20051009_150257_000000512041_00283_18874_7458.N1	09-OCT-2005 15:02:57	Dark	50.500	9	Alp Eri	0.45300	24000.	101	18874	No
127	GOM_NL__2PRFIN20051009_150806_000000422041_00283_18874_7459.N1	09-OCT-2005 15:08:06	Straylight	41.500	84	Alp Phe	2.3970	4500.0	83	18874	No
128	GOM_NL__2PRFIN20051009_152454_000000372041_00283_18874_7460.N1	09-OCT-2005 15:24:54	Bright	36.500	90	54Alp Peg	2.4870	11000.	73	18874	No
129	GOM_NL__2PRFIN20051009_152828_000000362041_00283_18874_7461.N1	09-OCT-2005 15:28:28	Bright	35.500	93	53Bet Peg	2.5200	3100.0	71	18874	No
130	GOM_NL__2PRFIN20051009_153902_000000342041_00283_18874_7462.N1	09-OCT-2005 15:39:02	Bright	33.500	89	5Alp Cep	2.4510	8000.0	67	18874	No
131	GOM_NL__2PRFIN20051009_154540_000000362041_00283_18874_7463.N1	09-OCT-2005 15:45:40	Bright	35.500	49	1Alp UMi	1.9900	6300.0	71	18874	No
132	GOM_NL__2PRFIN20051009_154818_000000362041_00283_18874_7464.N1	09-OCT-2005 15:48:18	Bright	35.500	60	7Bet UMi	2.0810	3950.0	71	18874	No
133	GOM_NL__2PRFIN20051009_155349_000000372041_00283_18874_7465.N1	09-OCT-2005 15:53:49	Bright	36.500	36	50Alp UMa	1.8000	6300.0	73	18874	No
134	GOM_NL__2PRFIN20051009_155521_000000342041_00283_18874_7466.N1	09-OCT-2005 15:55:21	Bright	34.000	82	48Bet UMa	2.3650	10600.	68	18874	No
135	GOM_NL__2PRFIN20051009_155840_000000352041_00283_18874_7467.N1	09-OCT-2005 15:58:40	Bright	34.500	174	52Psi UMa	3.0040	4400.0	69	18874	No
136	GOM_NL__2PRFIN20051009_162511_000000502041_00283_18874_7468.N1	09-OCT-2005 16:25:11	Dark	49.500	65	Lam Vel	2.2040	4400.0	99	18874	No
137	GOM_NL__2PRFIN20051009_162823_000000412041_00283_18874_7469.N1	09-OCT-2005 16:28:23	Dark	41.000	46	Del Vel	1.9540	10600.	82	18874	No
138	GOM_NL__2PRFIN20051009_162958_000000482041_00284_18875_7456.N1	09-OCT-2005 16:29:58	Dark	47.500	41	Eps Car	1.8600	4100.0	95	18875	No
139	GOM_NL__2PRFIN20051009_164206_000000402041_00284_18875_7457.N1	09-OCT-2005 16:42:06	Dark	39.500	143	Alp Hyi	2.8570	7200.0	79	18875	No
140	GOM_NL__2PRFIN20051009_164333_000000452041_00284_18875_7458.N1	09-OCT-2005 16:43:33	Dark	44.500	9	Alp Eri	0.45300	24000.	89	18875	No
141	GOM_NL__2PRFIN20051009_164842_000000412041_00284_18875_7459.N1	09-OCT-2005 16:48:42	Straylight	40.500	84	Alp Phe	2.3970	4500.0	81	18875	No
142	GOM_NL__2PRFIN20051009_170530_000000372041_00284_18875_7460.N1	09-OCT-2005 17:05:30	Bright	37.000	90	54Alp Peg	2.4870	11000.	74	18875	No
143	GOM_NL__2PRFIN20051009_170904_000000382041_00284_18875_7461.N1	09-OCT-2005 17:09:04	Bright	37.500	93	53Bet Peg	2.5200	3100.0	75	18875	No
144	GOM_NL__2PRFIN20051009_171939_000000342041_00284_18875_7462.N1	09-OCT-2005 17:19:39	Bright	34.000	89	5Alp Cep	2.4510	8000.0	68	18875	No
145	GOM_NL__2PRFIN20051009_172616_000000362041_00284_18875_7463.N1	09-OCT-2005 17:26:16	Bright	35.500	49	1Alp UMi	1.9900	6300.0	71	18875	No
146	GOM_NL__2PRFIN20051009_172854_000000362041_00284_18875_7464.N1	09-OCT-2005 17:28:54	Bright	36.000	60	7Bet UMi	2.0810	3950.0	72	18875	No
147	GOM_NL__2PRFIN20051009_173425_000000372041_00284_18875_7465.N1	09-OCT-2005 17:34:25	Bright	36.500	36	50Alp UMa	1.8000	6300.0	73	18875	No
148	GOM_NL__2PRFIN20051009_173557_000000362041_00284_18875_7466.N1	09-OCT-2005 17:35:57	Bright	35.500	82	48Bet UMa	2.3650	10600.	71	18875	No
149	GOM_NL__2PRFIN20051009_173916_000000372041_00284_18875_7467.N1	09-OCT-2005 17:39:16	Bright	36.500	174	52Psi UMa	3.0040	4400.0	73	18875	No
150	GOM_NL__2PRFIN20051009_180547_000000462041_00284_18875_7468.N1	09-OCT-2005 18:05:47	Dark	45.500	65	Lam Vel	2.2040	4400.0	91	18875	No
151	GOM_NL__2PRFIN20051009_180900_000000392041_00284_18875_7469.N1	09-OCT-2005 18:09:00	Dark	38.500	46	Del Vel	1.9540	10600.	77	18875	No
152	GOM_NL__2PRFIN20051009_181034_000000512041_00285_18876_7456.N1	09-OCT-2005 18:10:34	Dark	50.500	41	Eps Car	1.8600	4100.0	101	18876	No
153	GOM_NL__2PRFIN20051009_182242_000000382041_00285_18876_7457.N1	09-OCT-2005 18:22:42	Dark	38.000	143	Alp Hyi	2.8570	7200.0	76	18876	No
154	GOM_NL__2PRFIN20051009_182409_000000392041_00285_18876_7458.N1	09-OCT-2005 18:24:09	Dark	39.000	9	Alp Eri	0.45300	24000.	78	18876	No
155	GOM_NL__2PRFIN20051009_182919_000000432041_00285_18876_7459.N1	09-OCT-2005 18:29:19	Straylight	43.000	84	Alp Phe	2.3970	4500.0	86	18876	No
156	GOM_NL__2PRFIN20051009_184607_000000352041_00285_18876_7460.N1	09-OCT-2005 18:46:07	Bright	35.000	90	54Alp Peg	2.4870	11000.	70	18876	No
157	GOM_NL__2PRFIN20051009_184940_000000392041_00285_18876_7461.N1	09-OCT-2005 18:49:40	Bright	39.000	93	53Bet Peg	2.5200	3100.0	78	18876	No
158	GOM_NL__2PRFIN20051009_190015_000000362041_00285_18876_7462.N1	09-OCT-2005 19:00:15	Bright	36.000	89	5Alp Cep	2.4510	8000.0	72	18876	No
159	GOM_NL__2PRFIN20051009_190652_000000362041_00285_18876_7463.N1	09-OCT-2005 19:06:52	Bright	36.000	49	1Alp UMi	1.9900	6300.0	72	18876	No
160	GOM_NL__2PRFIN20051009_190930_000000392041_00285_18876_7464.N1	09-OCT-2005 19:09:30	Bright	38.500	60	7Bet UMi	2.0810	3950.0	77	18876	No

161	GOM_NL__2PRFIN20051009_191501_000000342041_00285_18876_7465.N1	09-OCT-2005 19:15:01	Bright	34.000	36	50Alp UMa	1.8000	6300.0	68	18876	No
162	GOM_NL__2PRFIN20051009_191633_000000332041_00285_18876_7466.N1	09-OCT-2005 19:16:33	Bright	33.000	82	48Bet UMa	2.3650	10600.	66	18876	No
163	GOM_NL__2PRFIN20051009_191952_000000342041_00285_18876_7467.N1	09-OCT-2005 19:19:52	Bright	33.500	174	52Psi UMa	3.0040	4400.0	67	18876	No
164	GOM_NL__2PRFIN20051009_194624_000000442041_00285_18876_7468.N1	09-OCT-2005 19:46:24	Dark	44.000	65	Lam Vel	2.2040	4400.0	88	18876	No
165	GOM_NL__2PRFIN20051009_194936_000000382041_00285_18876_7469.N1	09-OCT-2005 19:49:36	Dark	37.500	46	Del Vel	1.9540	10600.	75	18876	No
166	GOM_NL__2PRFIN20051009_195111_000000402041_00286_18877_7456.N1	09-OCT-2005 19:51:11	Dark	40.000	41	Eps Car	1.8600	4100.0	80	18877	No
167	GOM_NL__2PRFIN20051009_200319_000000392041_00286_18877_7457.N1	09-OCT-2005 20:03:19	Dark	39.000	143	Alp Hyi	2.8570	7200.0	78	18877	No
168	GOM_NL__2PRFIN20051009_200446_000000492041_00286_18877_7458.N1	09-OCT-2005 20:04:46	Dark	49.000	9	Alp Eri	0.45300	24000.	98	18877	No
169	GOM_NL__2PRFIN20051009_200955_000000412041_00286_18877_7459.N1	09-OCT-2005 20:09:55	Straylight	40.500	84	Alp Phe	2.3970	4500.0	81	18877	No
170	GOM_NL__2PRFIN20051009_202643_000000372041_00286_18877_7460.N1	09-OCT-2005 20:26:43	Bright	36.500	90	54Alp Peg	2.4870	11000.	73	18877	No
171	GOM_NL__2PRFIN20051009_203016_000000362041_00286_18877_7461.N1	09-OCT-2005 20:30:16	Bright	36.000	93	53Bet Peg	2.5200	3100.0	72	18877	No
172	GOM_NL__2PRFIN20051009_204051_000000362041_00286_18877_7462.N1	09-OCT-2005 20:40:51	Bright	35.500	89	5Alp Cep	2.4510	8000.0	71	18877	No
173	GOM_NL__2PRFIN20051009_204728_000000362041_00286_18877_7463.N1	09-OCT-2005 20:47:28	Bright	36.000	49	1Alp UMi	1.9900	6300.0	72	18877	No
174	GOM_NL__2PRFIN20051009_205006_000000522041_00286_18877_7464.N1	09-OCT-2005 20:50:06	Bright	52.000	60	7Bet UMi	2.0810	3950.0	104	18877	No
175	GOM_NL__2PRFIN20051009_205537_000000382041_00286_18877_7465.N1	09-OCT-2005 20:55:37	Bright	37.500	36	50Alp UMa	1.8000	6300.0	75	18877	No
176	GOM_NL__2PRFIN20051009_205709_000000342041_00286_18877_7466.N1	09-OCT-2005 20:57:09	Bright	34.000	82	48Bet UMa	2.3650	10600.	68	18877	No
177	GOM_NL__2PRFIN20051009_210028_000000342041_00286_18877_7467.N1	09-OCT-2005 21:00:28	Bright	34.000	174	52Psi UMa	3.0040	4400.0	68	18877	No
178	GOM_NL__2PRFIN20051009_212700_000000512041_00286_18877_7468.N1	09-OCT-2005 21:27:00	Dark	50.500	65	Lam Vel	2.2040	4400.0	101	18877	No
179	GOM_NL__2PRFIN20051009_213013_000000392041_00286_18877_7469.N1	09-OCT-2005 21:30:13	Dark	38.500	46	Del Vel	1.9540	10600.	77	18877	No
180	GOM_NL__2PRFIN20051009_213147_000000482041_00287_18878_7456.N1	09-OCT-2005 21:31:47	Dark	47.500	41	Eps Car	1.8600	4100.0	95	18878	No

3. Quality information per product


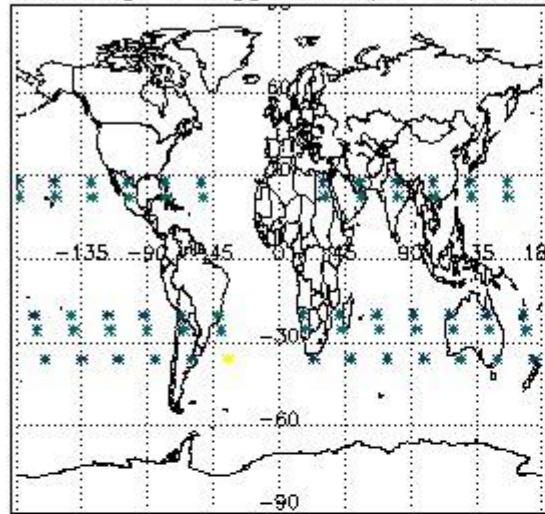
In this section it is plotted some information contained in the Quality Summary data set of the level 2 products. Only products in dark limb conditions and without errors (error flag in the MPH set to "0") are used.

3.1 Plot quality information per product (time dependant)

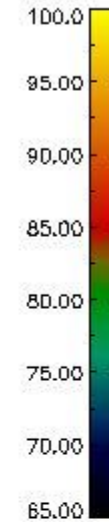
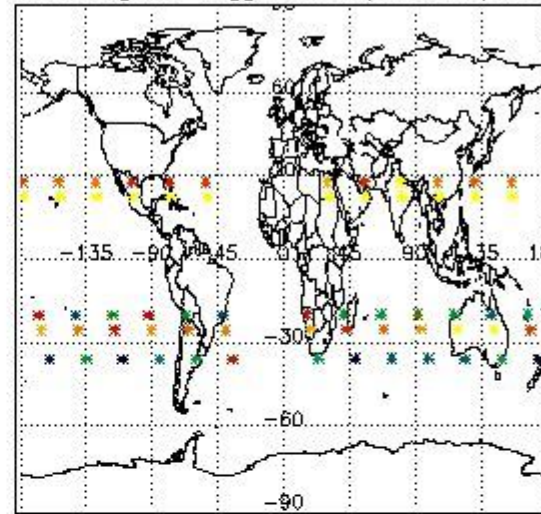


3.2 Plot quality information per product (world map)

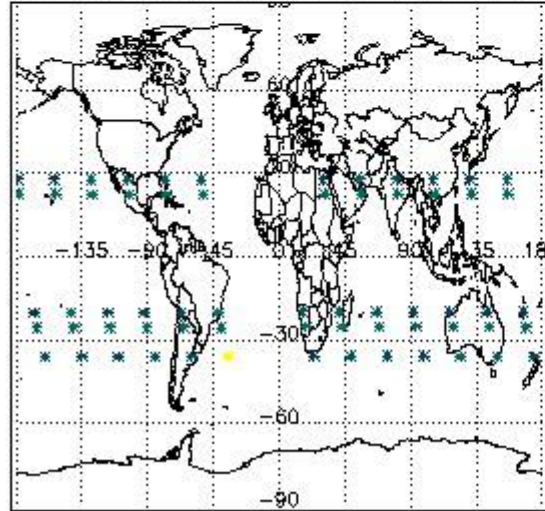
Percentage of flagged data per O3 profile



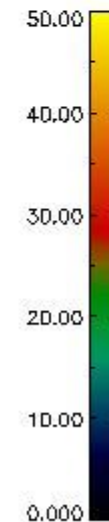
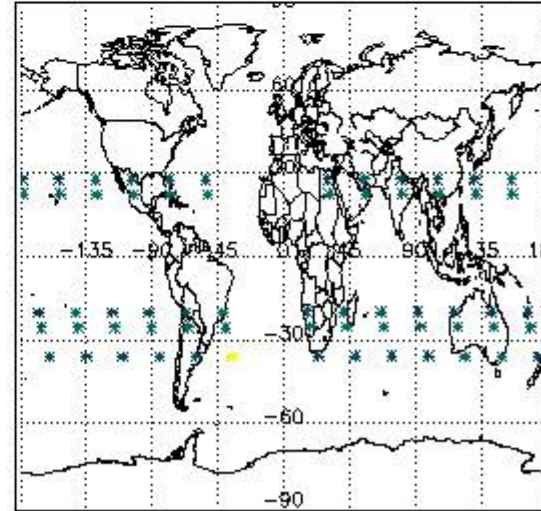
Percentage of flagged data per H2O profile



Percentage of flagged data per NO2 profile



Percentage of flagged data per NO3 profile

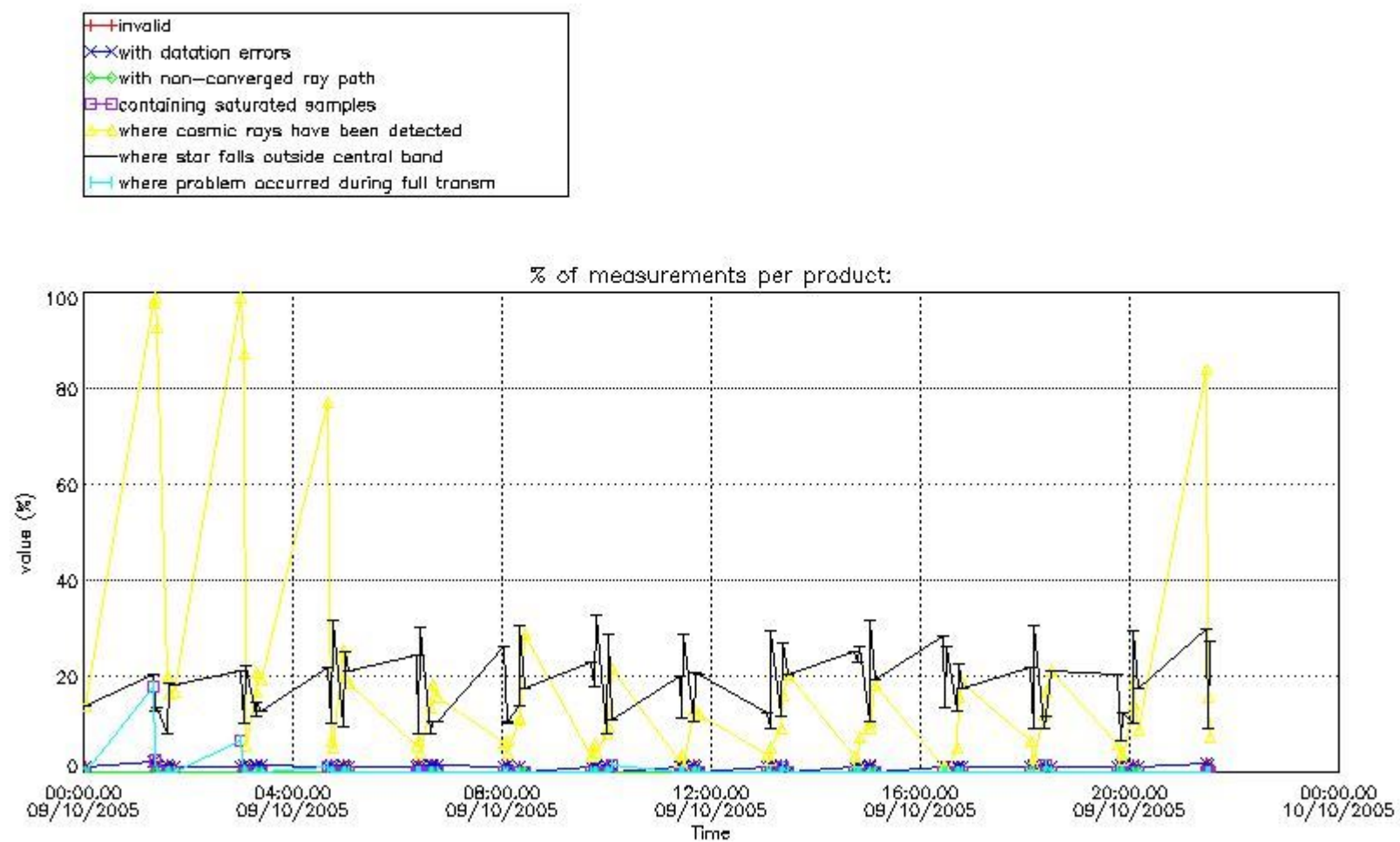


4. Level 1 quality information per product

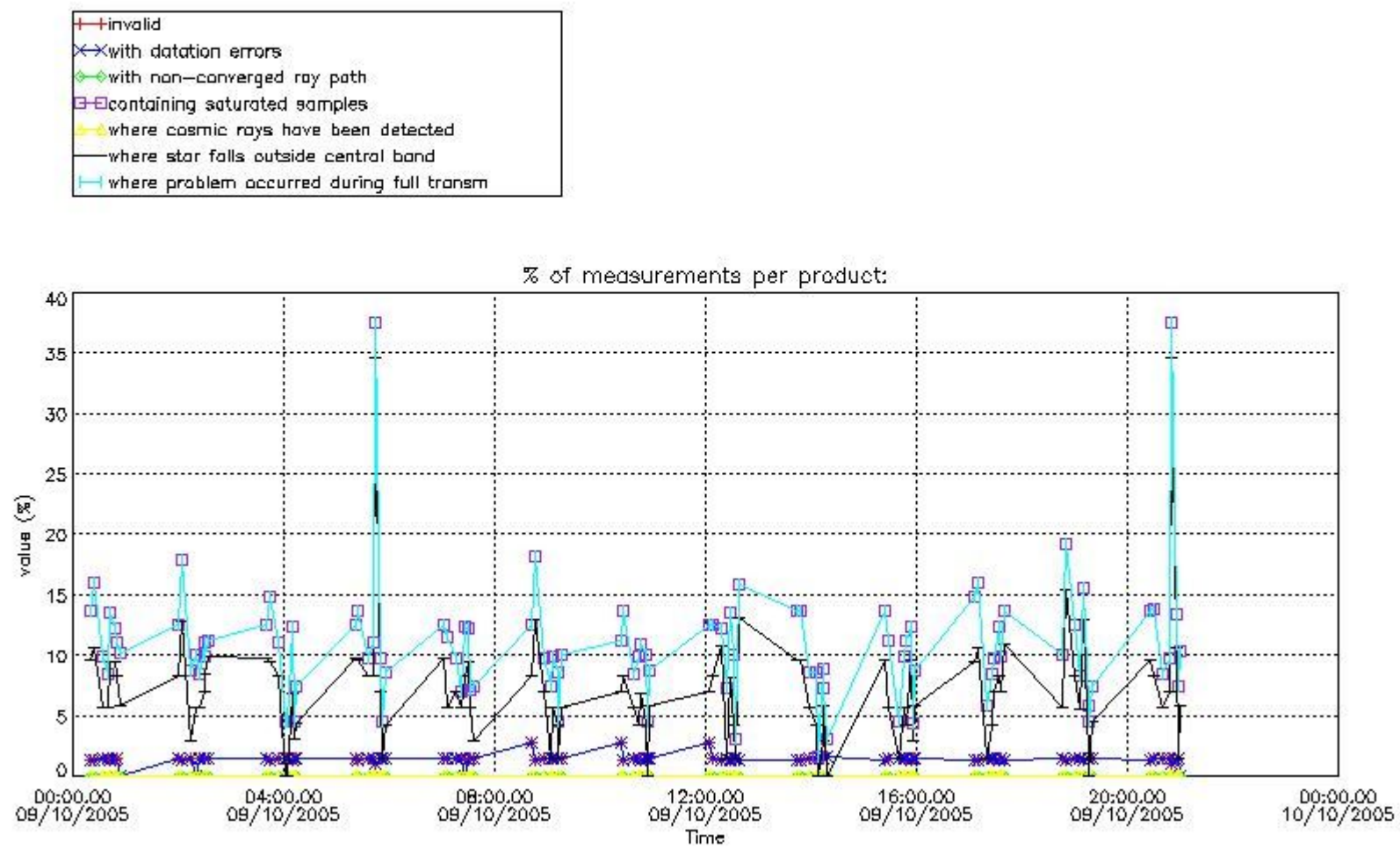
In this section it is plotted some information contained in the Quality Summary data set of the level 2 products that comes from the level 1b processing. Products without errors (error flag in the MPH set to "0") are used.

4.1 Plot quality information per product (time dependant) coming from level 1b processing

4.1.1 Plot level 1 quality information per product (time dependant): ENVISAT ASCENDING passes



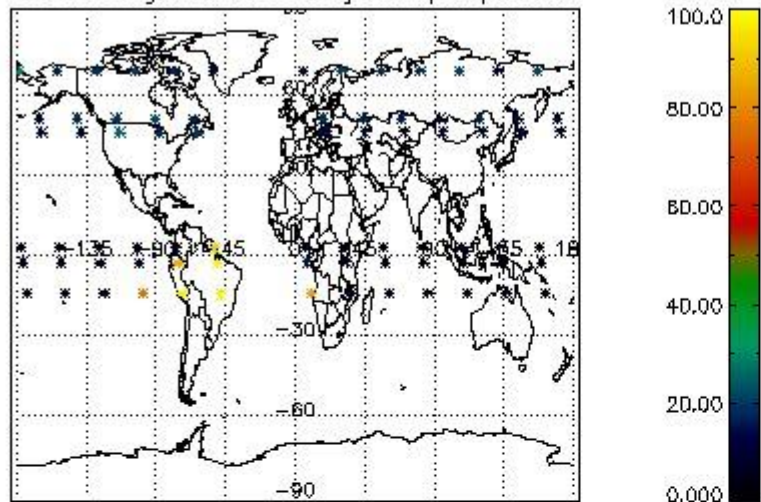
4.1.2 Plot level 1 quality information per product (time dependant): ENVI SAT DESCENDING passes



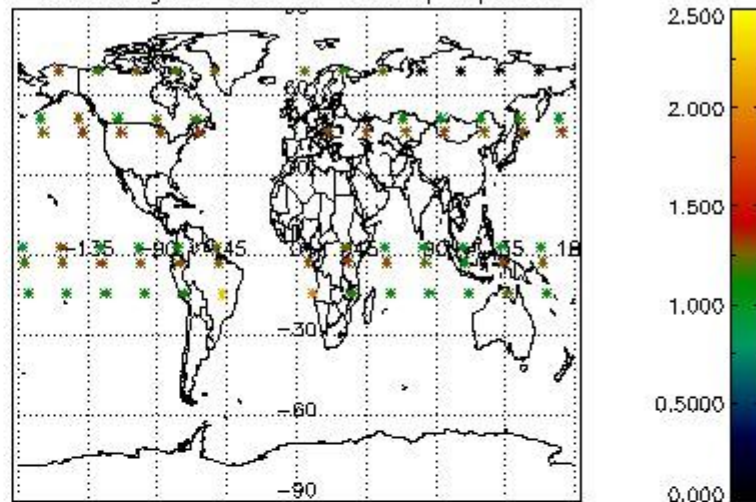
4.2 Plot quality information per product coming from level 1b processing (world map)

4.2.1 Plot level 1 quality information per product (world map): ENVISAT ASCENDING passes

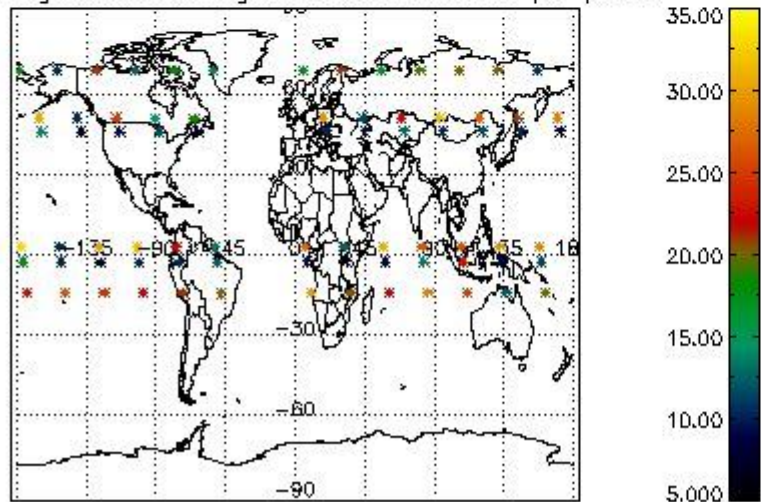
Percentage of cosmic ray hits per profile



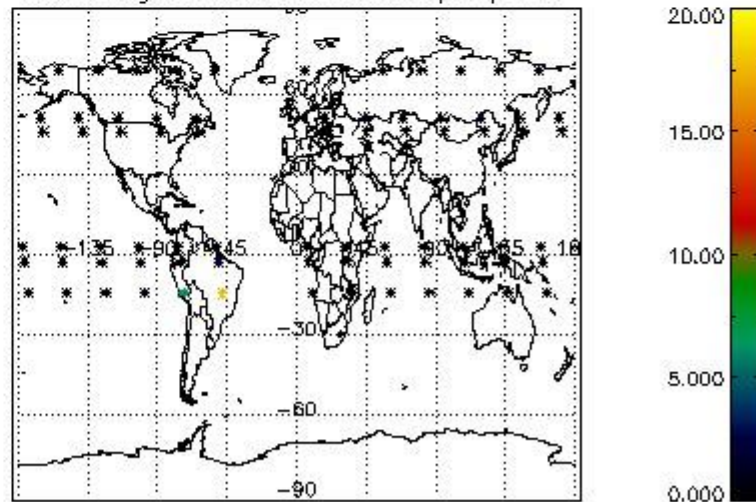
Percentage of datation errors per profile



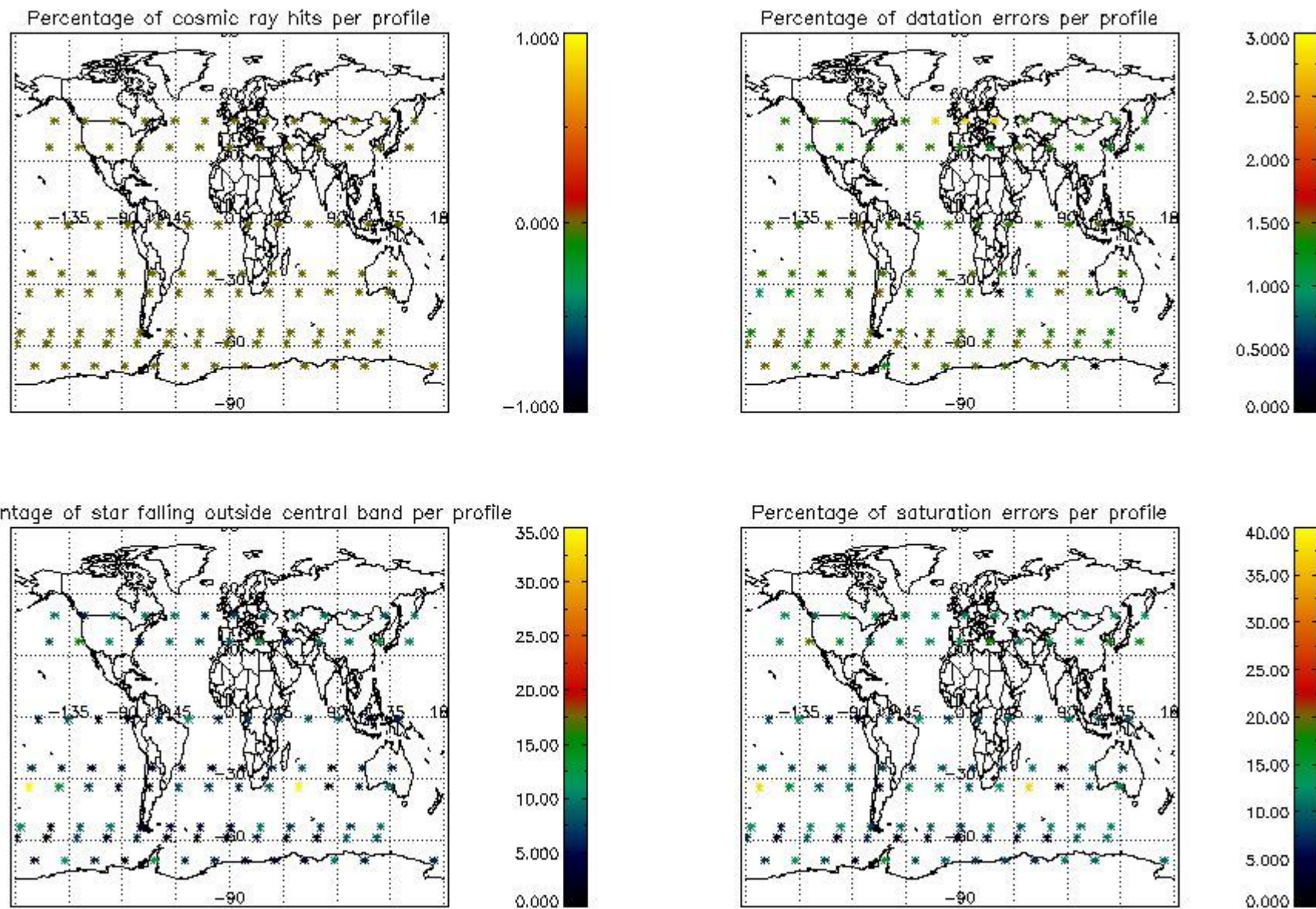
Percentage of star falling outside central band per profile



Percentage of saturation errors per profile



4.2.2 Plot level 1 quality information per product (world map): ENVISAT DESCENDING passes



5. Trace gas profiles

5.1 Ozone statistics based on quality of products

The final quality of the products can be "measured" using the STD (Standard Deviation) attached to every point profile. This information is written to the parameter GOM_NL__2P/NL_LOCAL_SPECIES_DENSITY/o3_std of the level 2 products. The table below shows the statistics for given STD ranges.

The statistics are given with respect to the overall valid production:

- Products without fatal errors: GOM_NL__2P/MPH/PRODUCT_ERR=0
- Valid point profile: GOM_NL__2P/NL_LOCAL_SPECIES_DENSITY/pcd(0)=0

The 'Criteria' is applied to valid points of dark limb products:

- Products in dark limb illumination condition: GOM_NL__2P/NL_SUMMARY_QUALITY/obs_ill_cond=0
- Products without fatal errors: GOM_NL__2P/MPH/PRODUCT_ERR=0
- Valid point profile: GOM_NL__2P/NL_LOCAL_SPECIES_DENSITY/pcd(0)=0

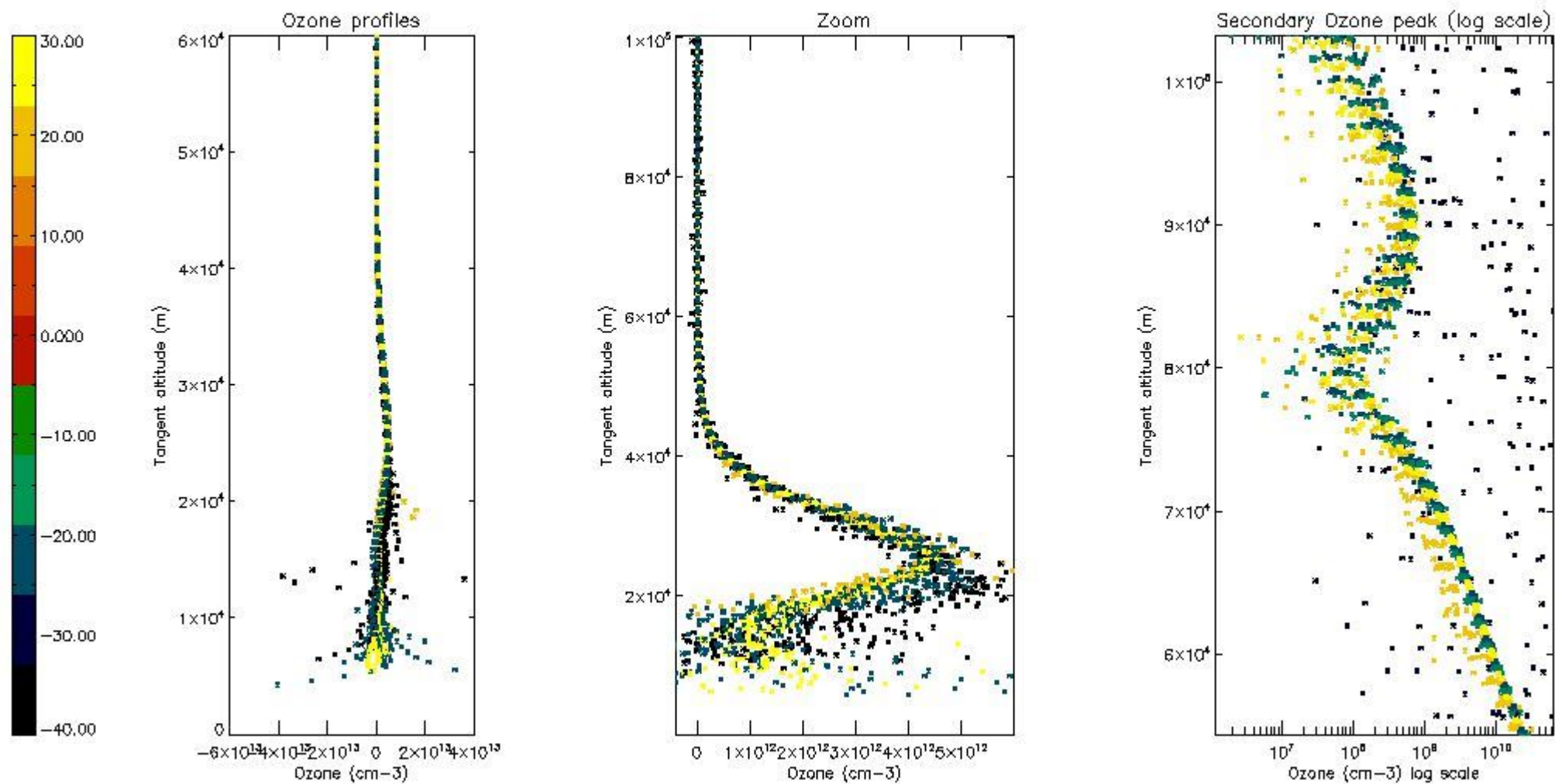
So, the table below shows the percentage of dark limb and valid observations for each criteria with respect to the overall valid daily observations.

Criteria	% of total production
All STD	40
STD < 20	21

STD < 10	16
STD < 5	8

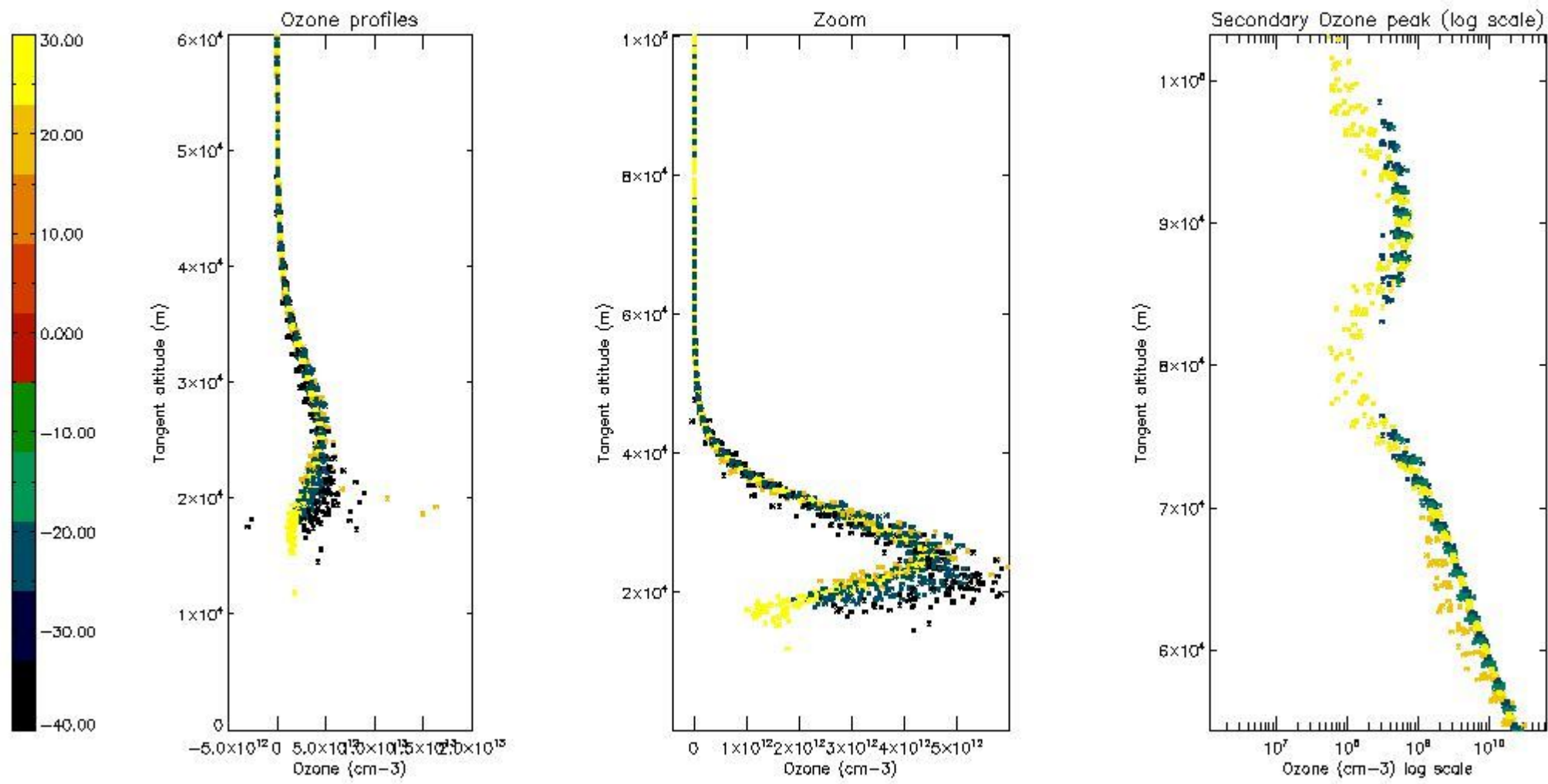
5.2 Plot ozone profiles for all STD (dark without errors)

The colorbar represents the latitude.



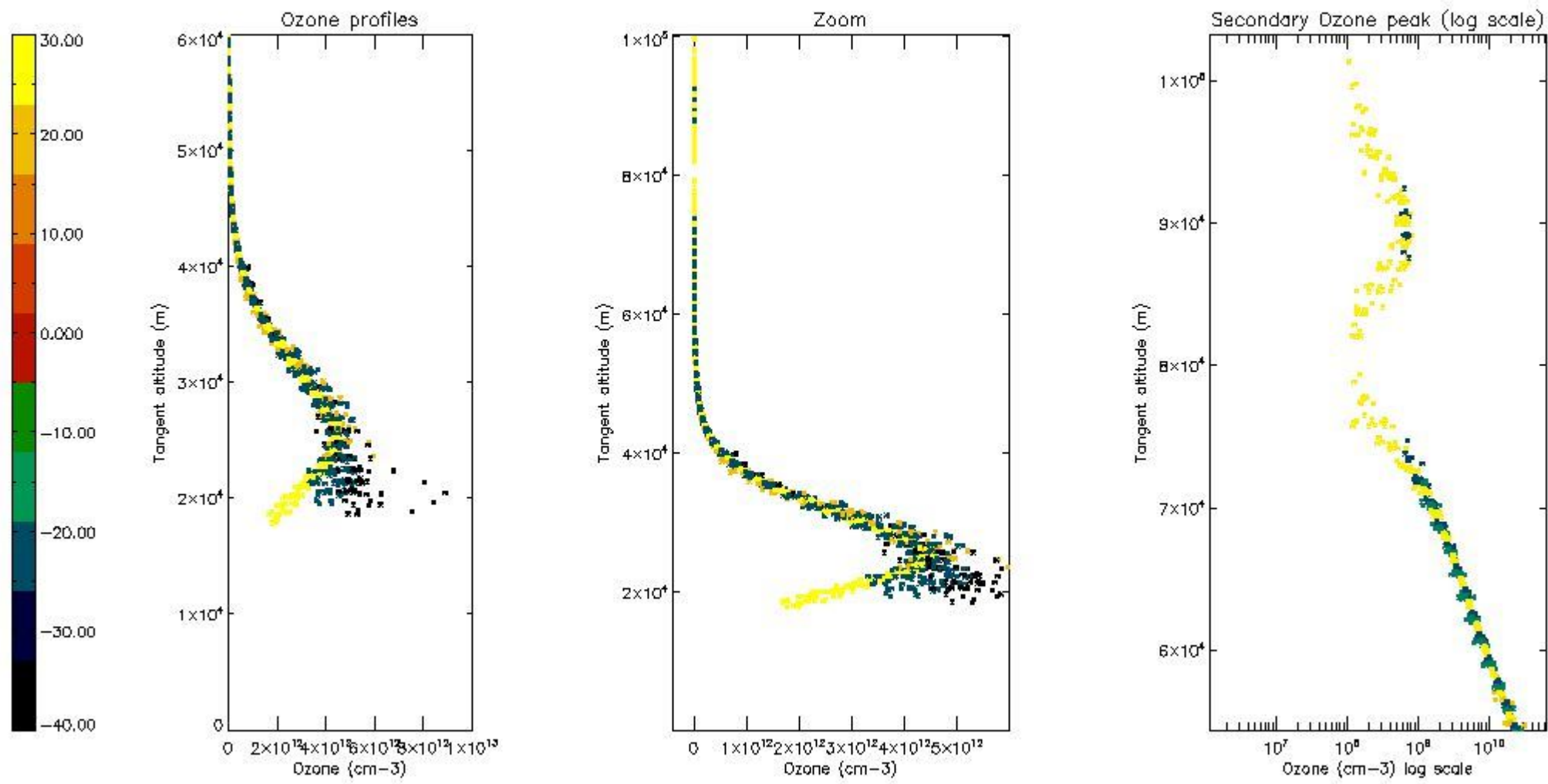
5.3 Plot ozone profiles where STD < 20% (dark without errors)

The colorbar represents the latitude.



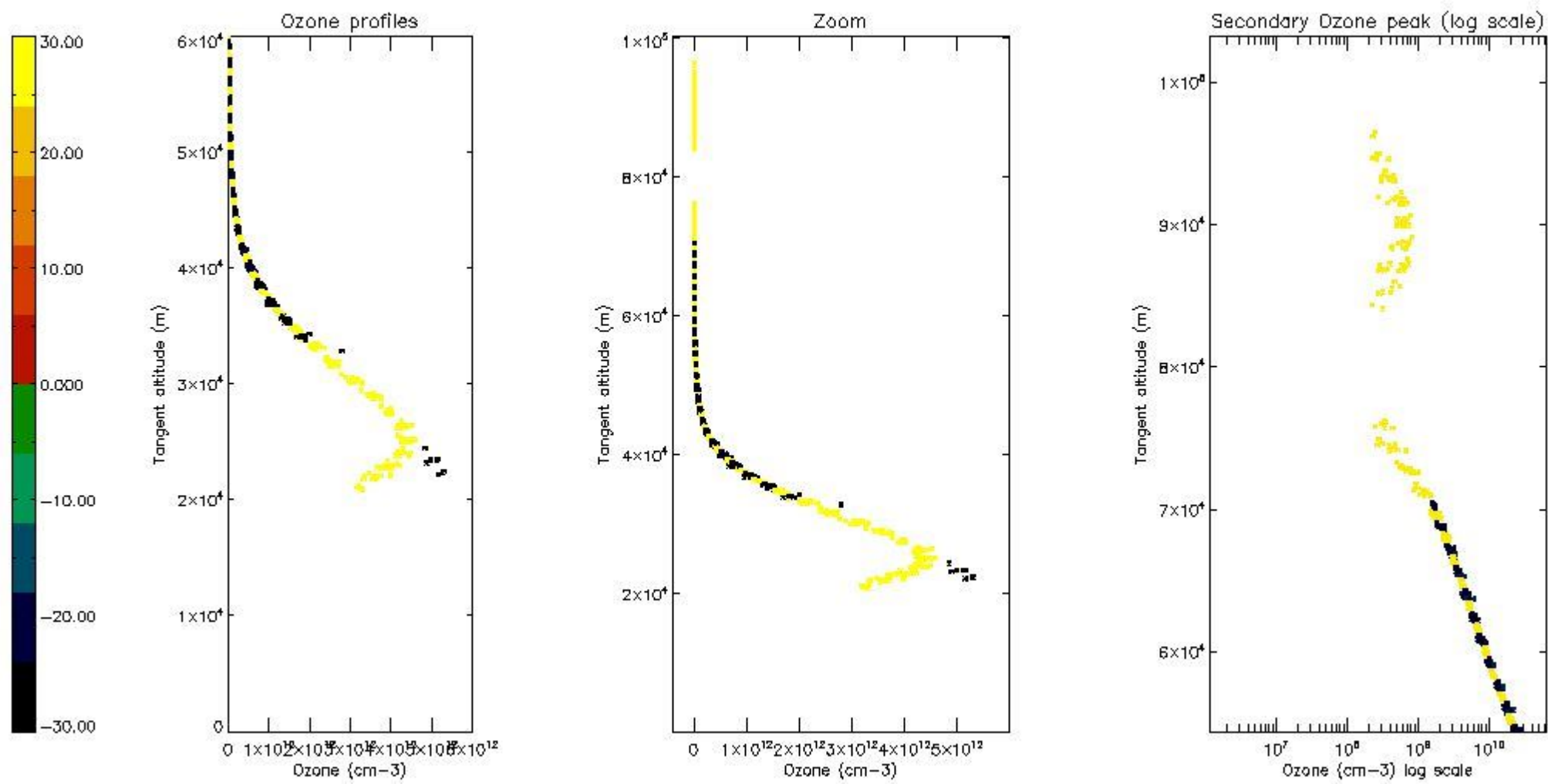
5.4 Plot ozone profiles where STD < 10% (dark without errors)

The colorbar represents the latitude.



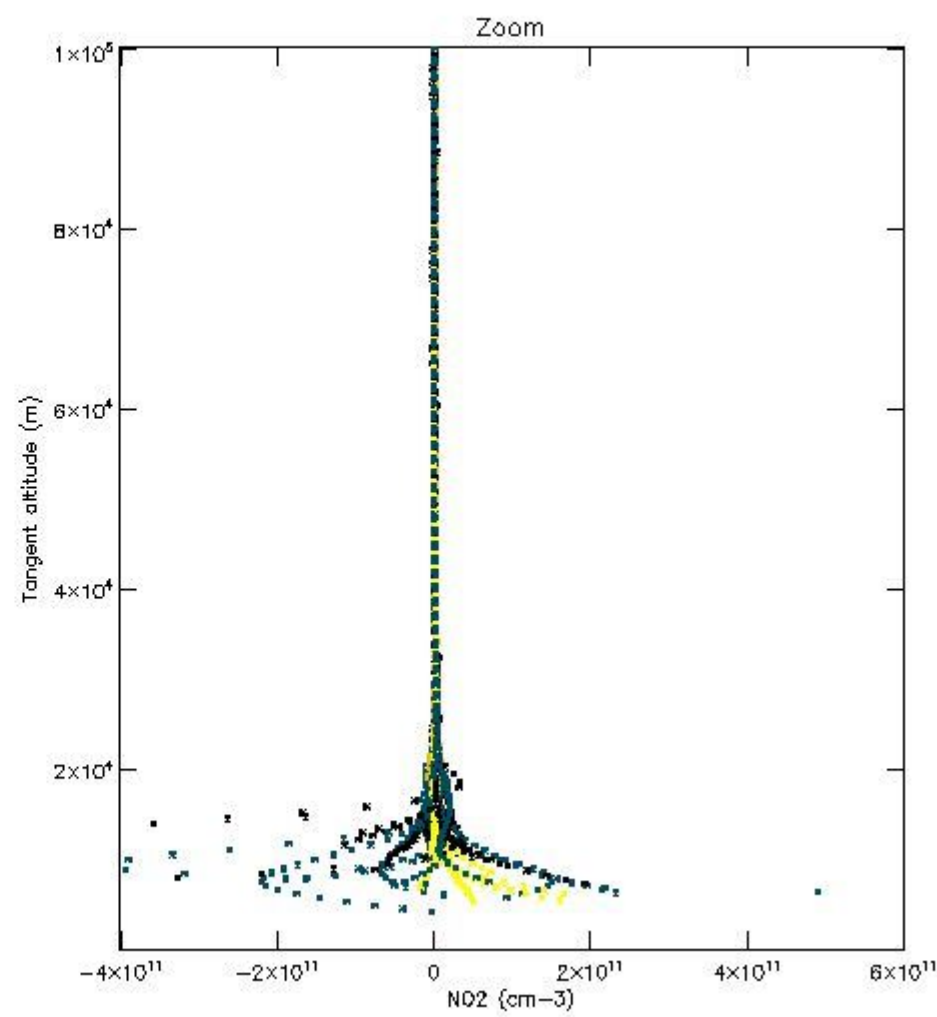
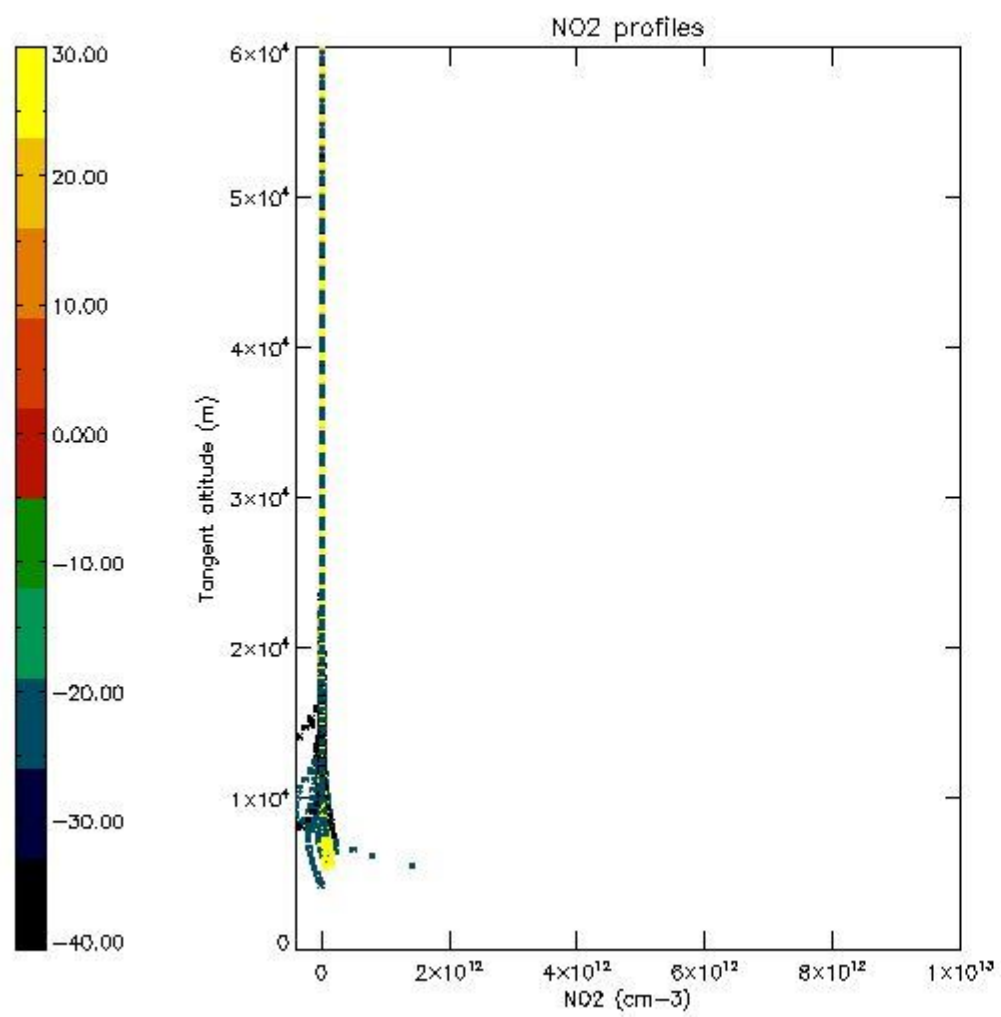
5.5 Plot ozone profiles where STD < 5% (dark without errors)

The colorbar represents the latitude.



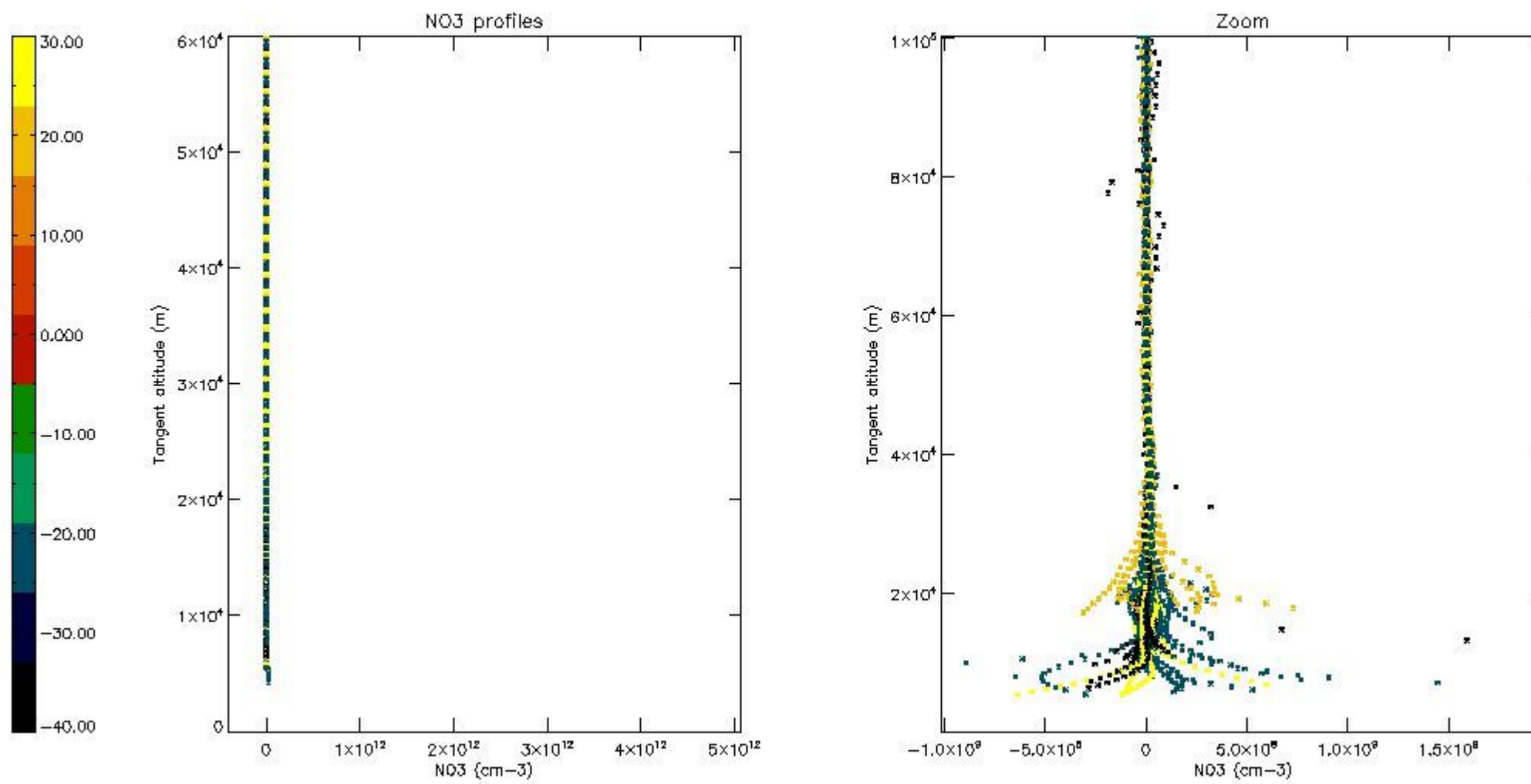
5.6 Plot NO₂ profiles for all STD (dark without errors)

The colorbar represents the latitude.



5.7 Plot NO3 profiles for all STD (dark without errors)

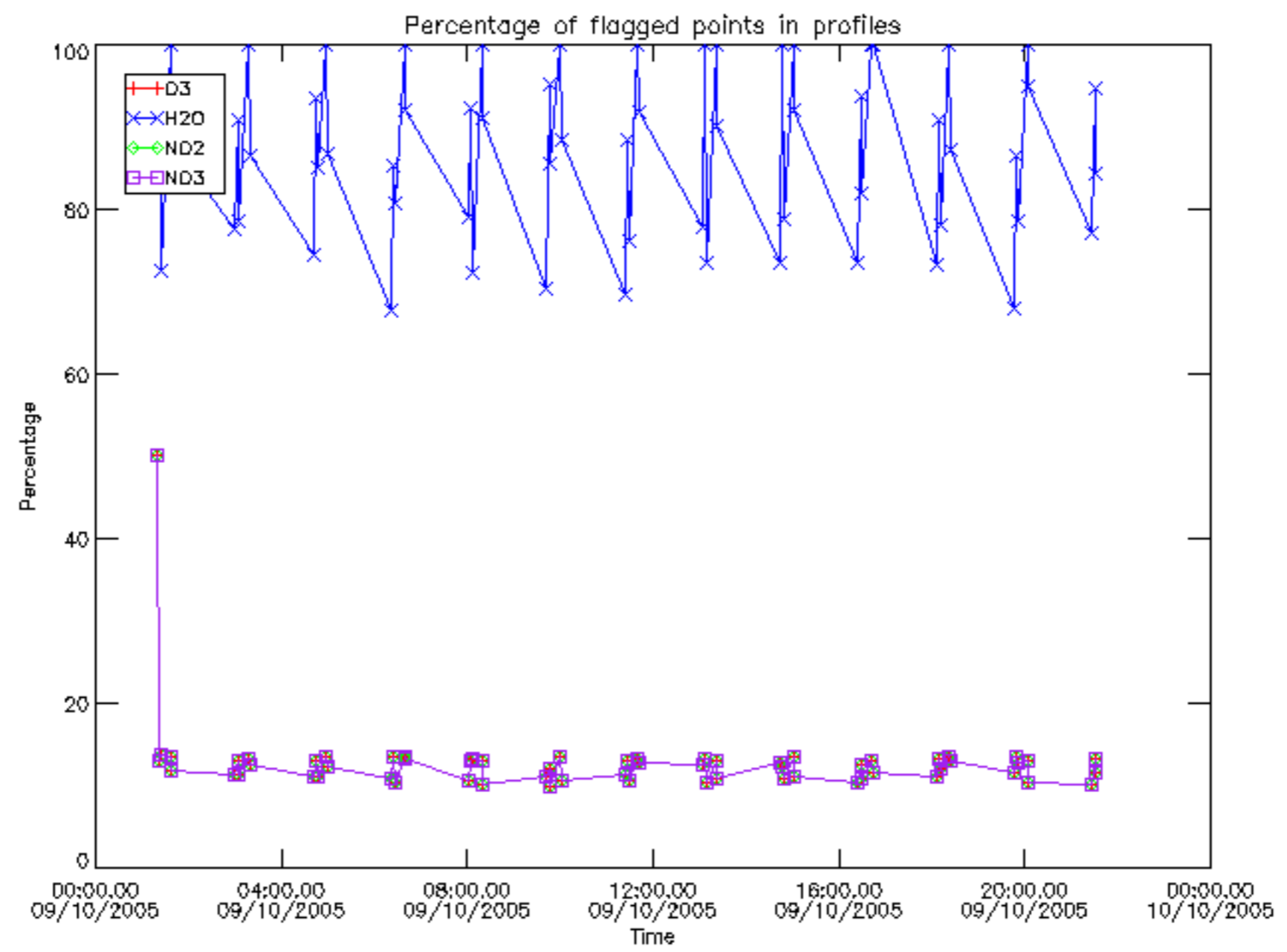
The colorbar represents the latitude.



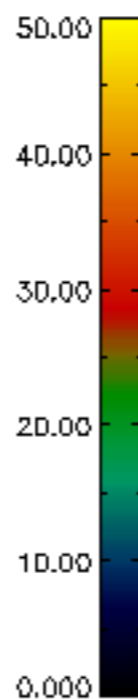
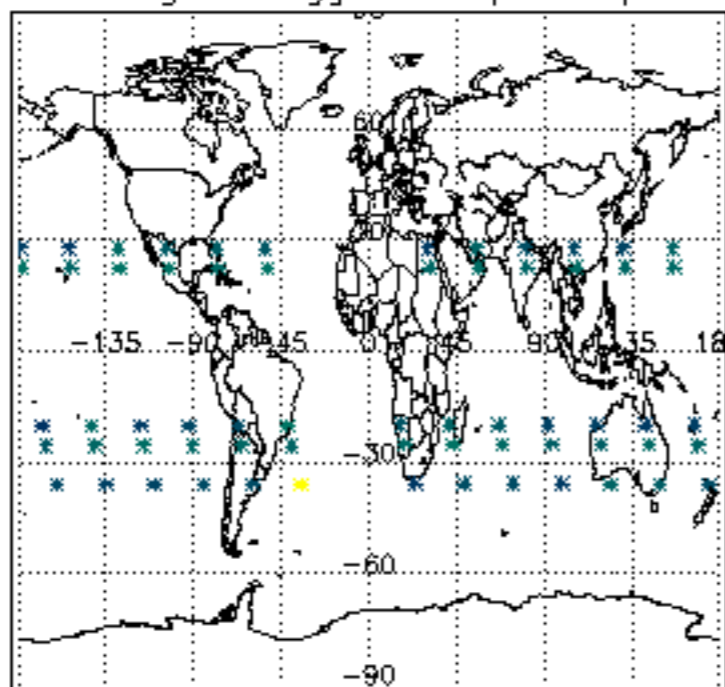
6. Auxiliary Data Files used for the production reported in section 2

The number reported in the third column indicates since which file (see list in section 2) the corresponding auxiliary file has been used. The fourth column is the date of those product files.

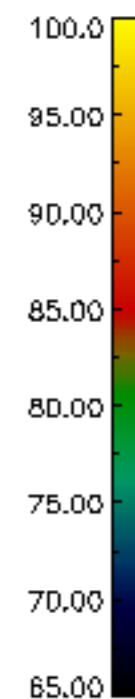
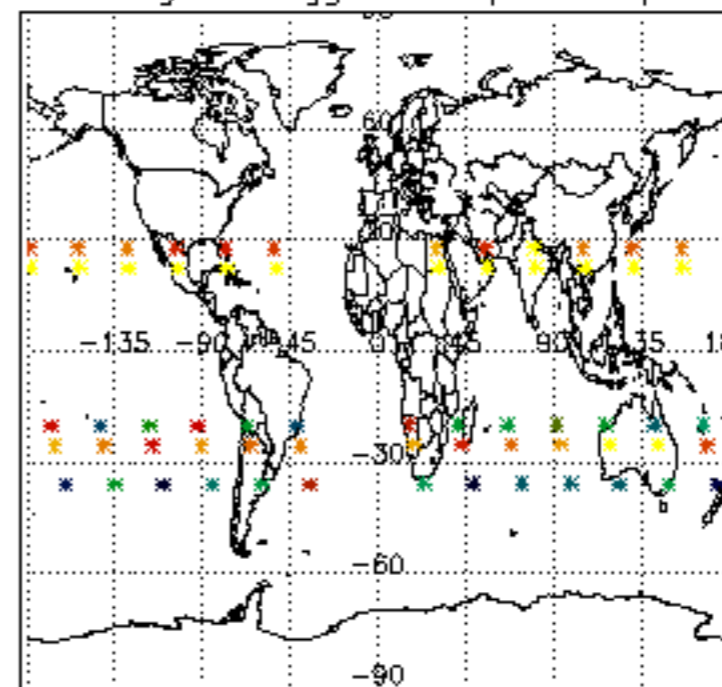
Type	Auxiliary Filename	Used since product	Used since product date
INST_PHYS_CHARACTERISTICS	GOM_INS_AXVIEC20091111_143220_20030716_120000_20500101_000000	1	09-OCT-2005 00:02:40
LEVEL-2_PROC_CONFIG	GOM_PR2_AXVIEC20091111_152718_20020301_000000_20500101_000000	1	09-OCT-2005 00:02:40
CROSS_SECTIONS_FILE	GOM_CRS_AXVIEC20091111_154832_20020301_000000_20500101_000000	1	09-OCT-2005 00:02:40



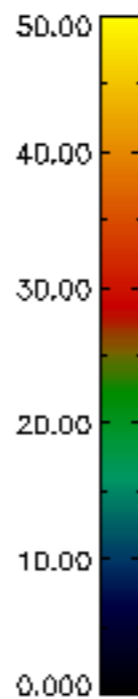
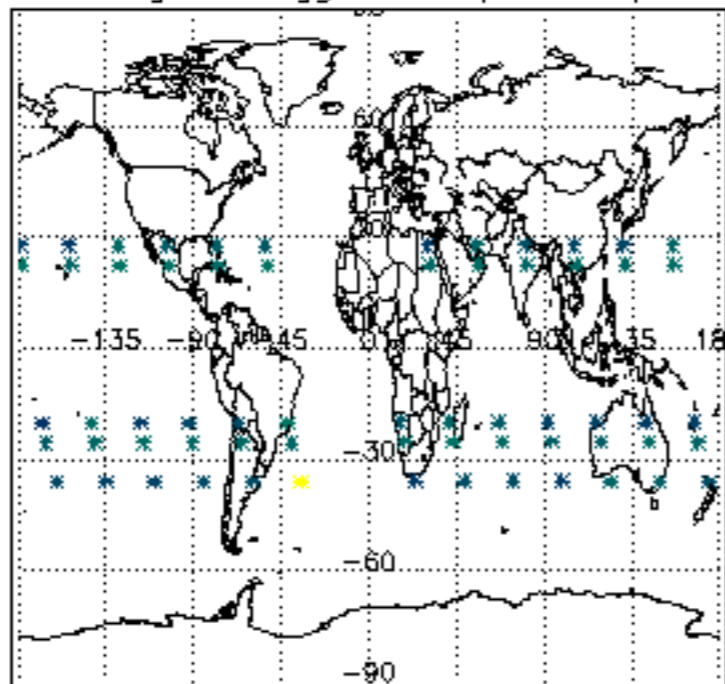
Percentage of flagged data per D3 profile



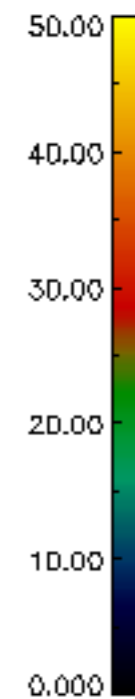
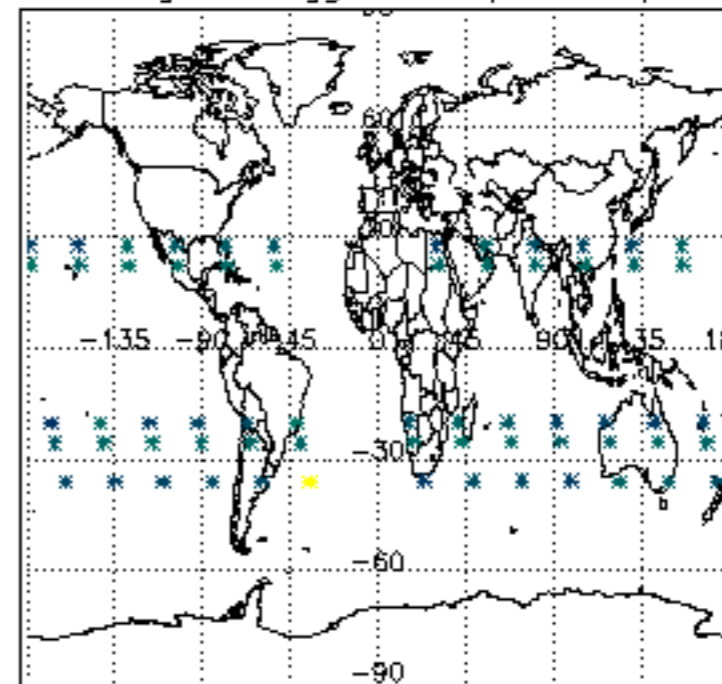
Percentage of flagged data per H2O profile

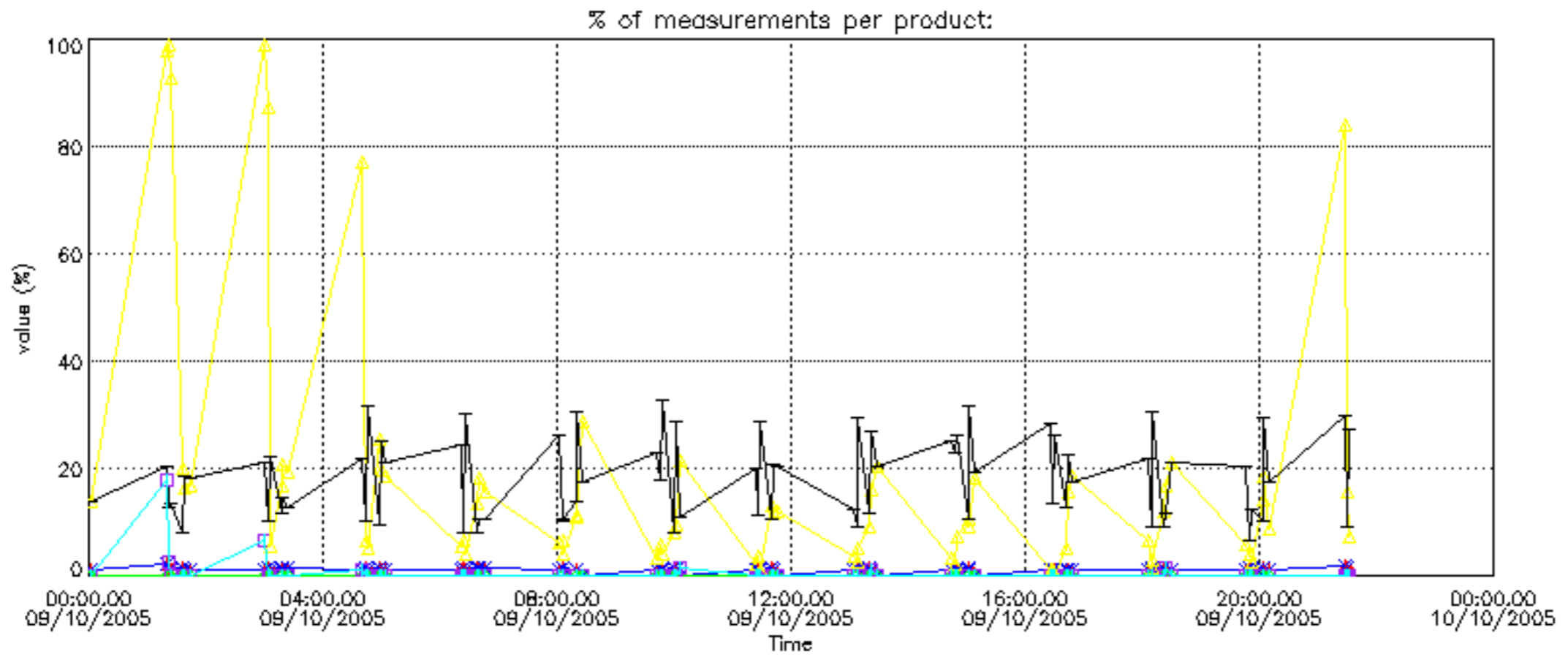


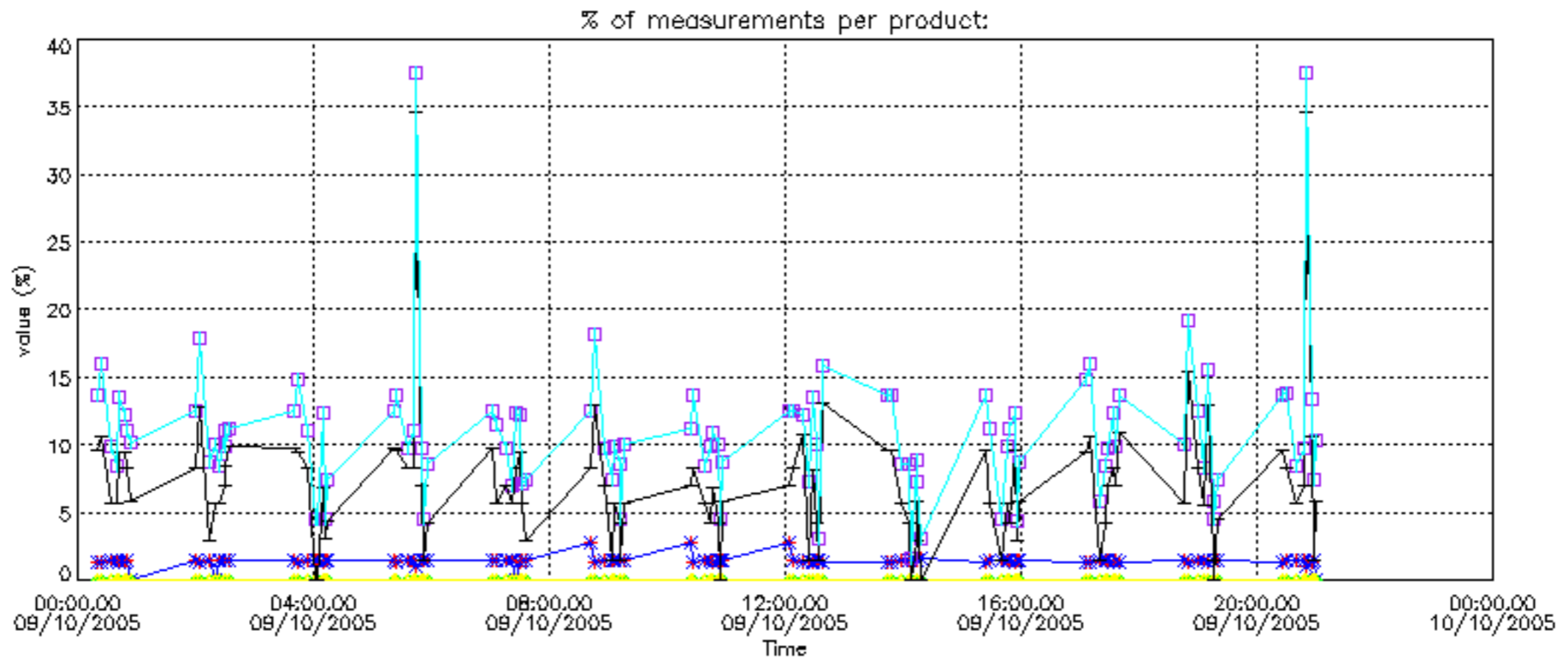
Percentage of flagged data per NO2 profile



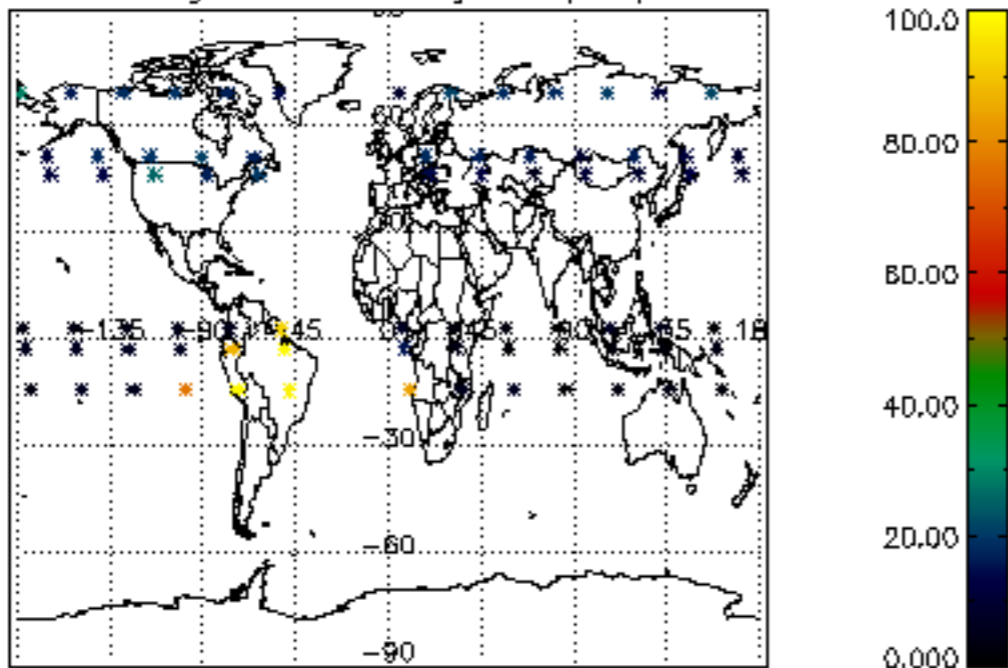
Percentage of flagged data per NO3 profile



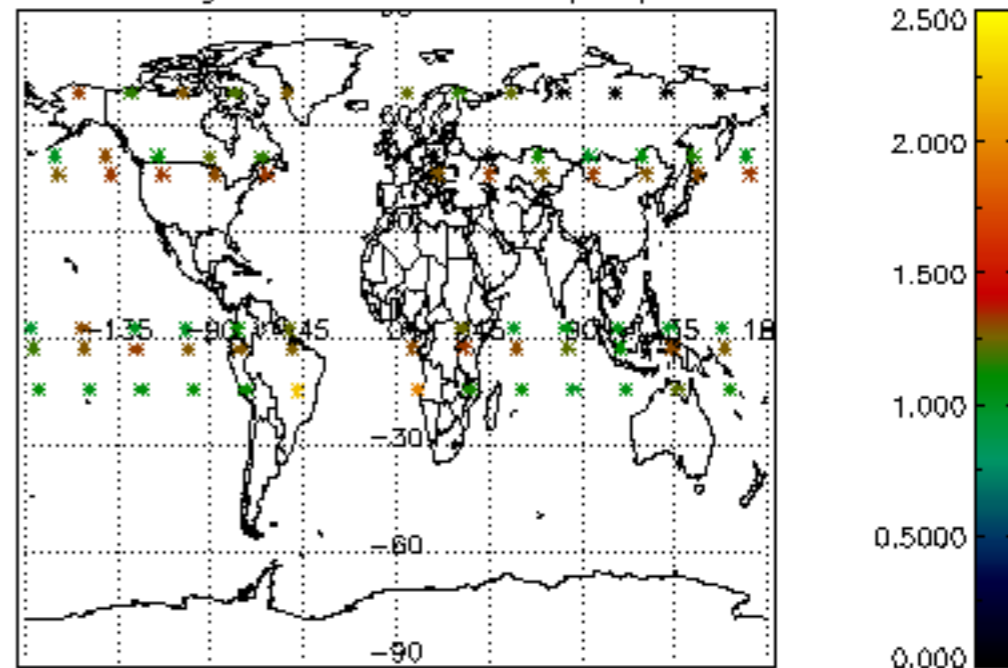




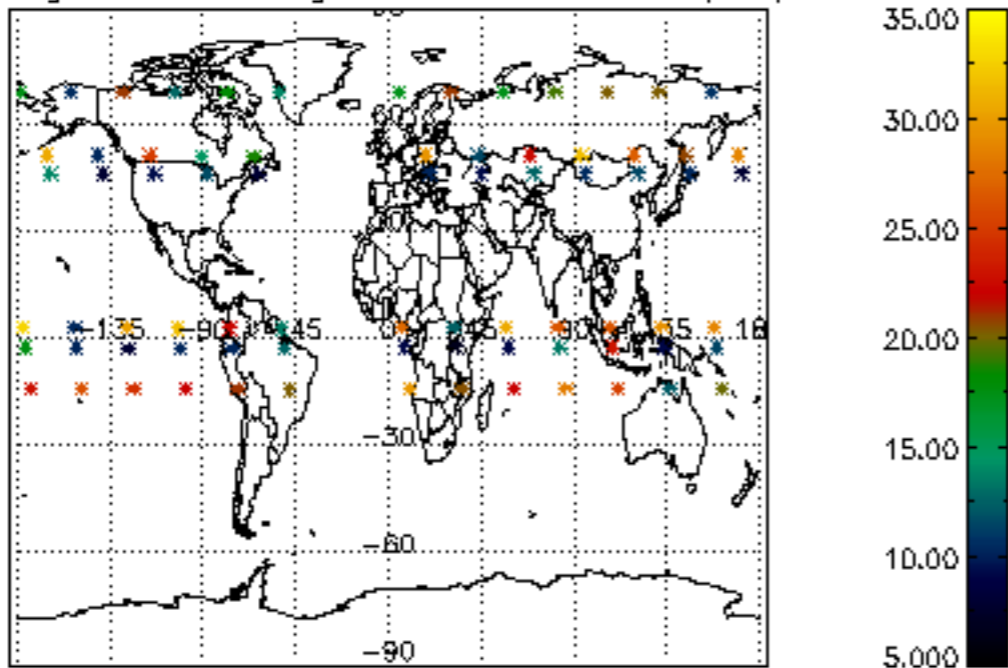
Percentage of cosmic ray hits per profile



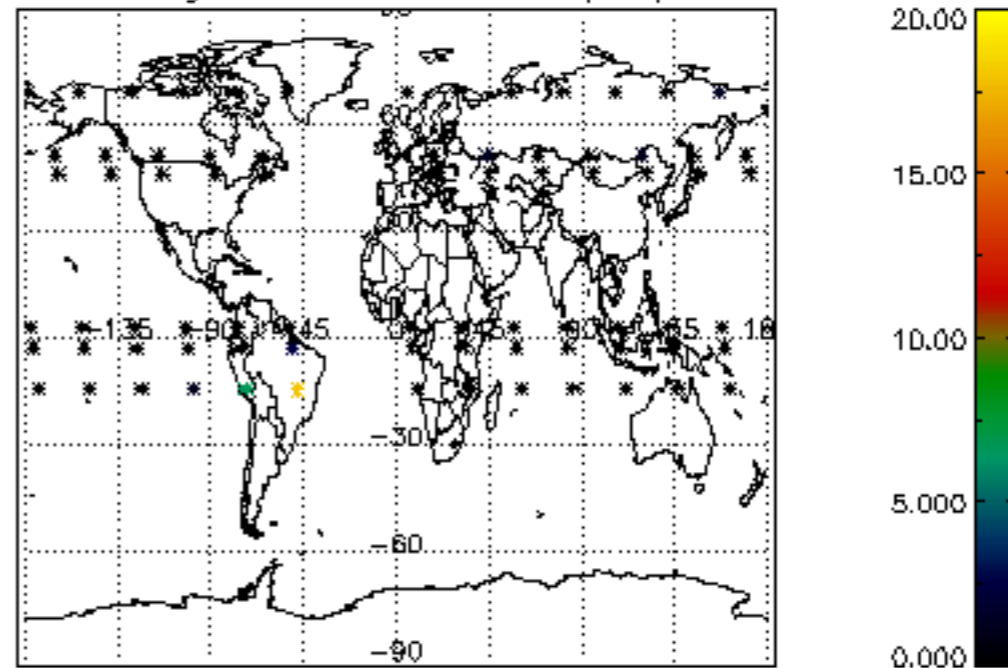
Percentage of datation errors per profile



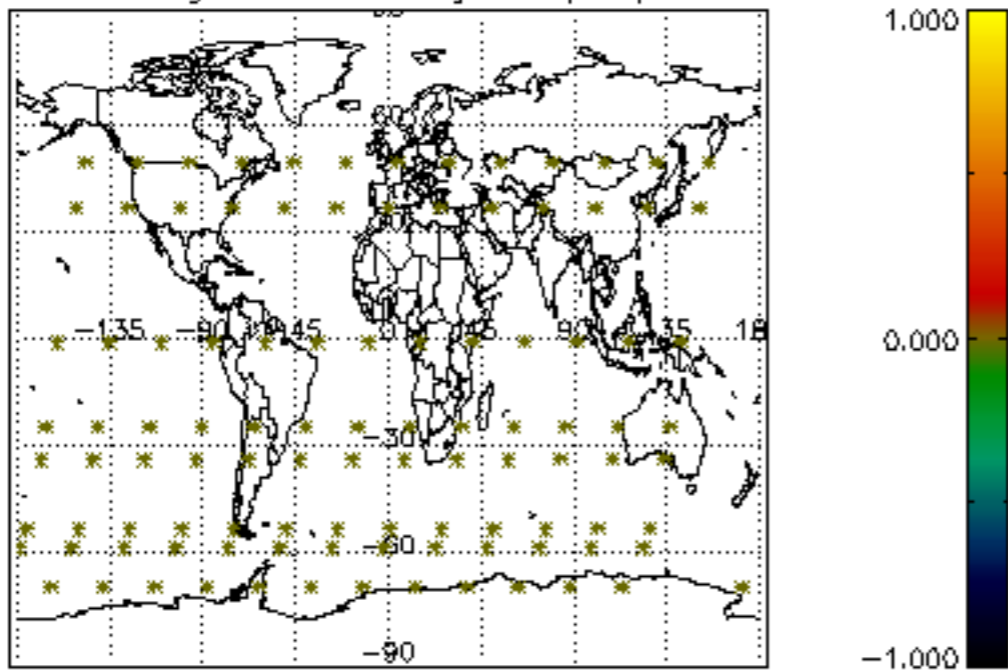
Percentage of star falling outside central band per profile



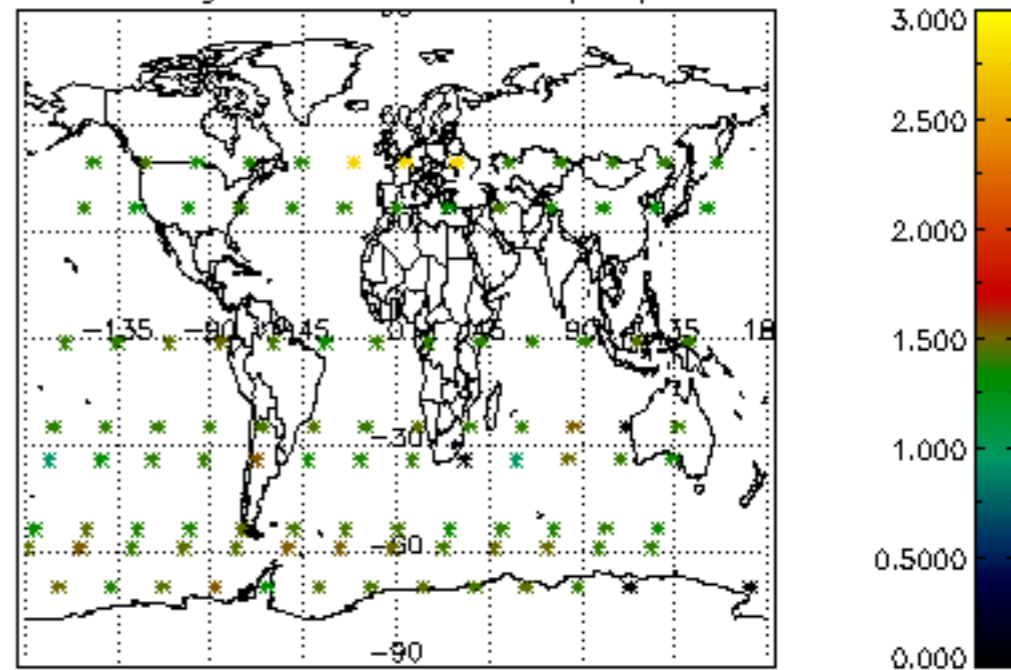
Percentage of saturation errors per profile



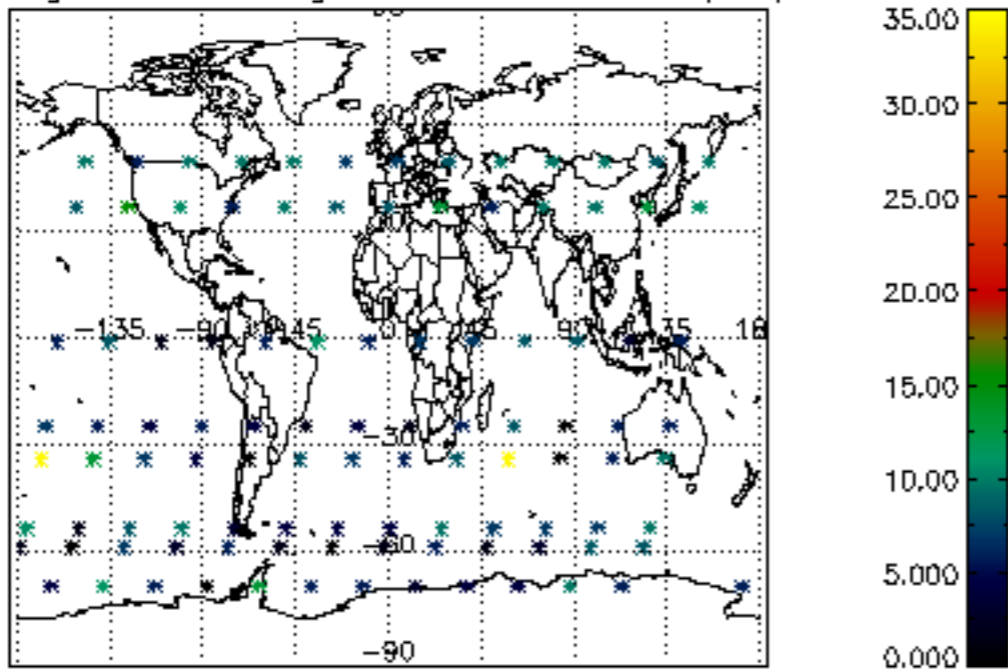
Percentage of cosmic ray hits per profile



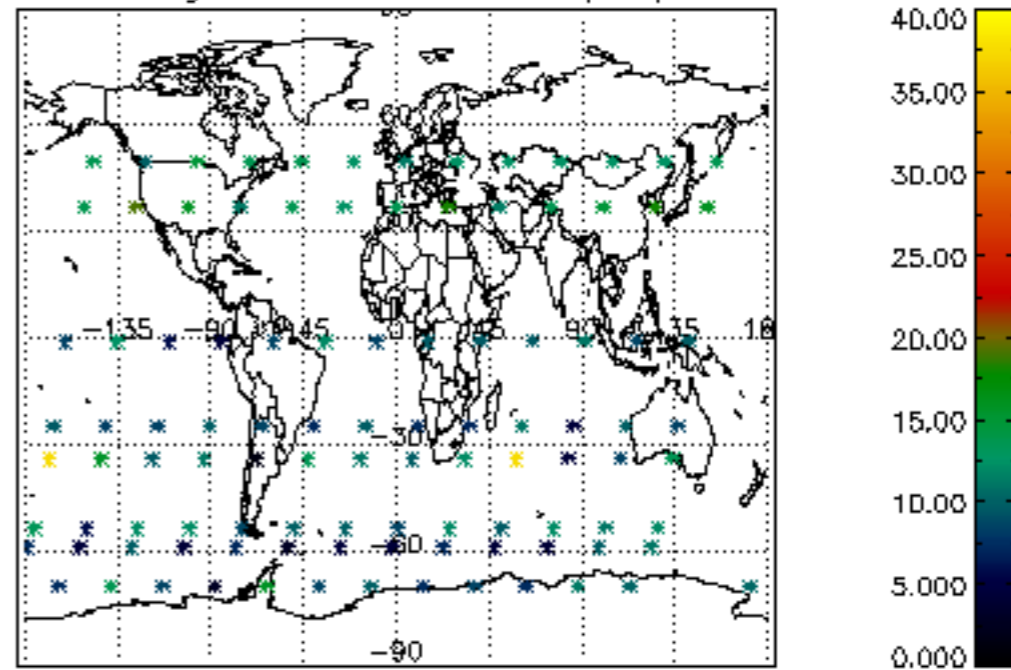
Percentage of datation errors per profile

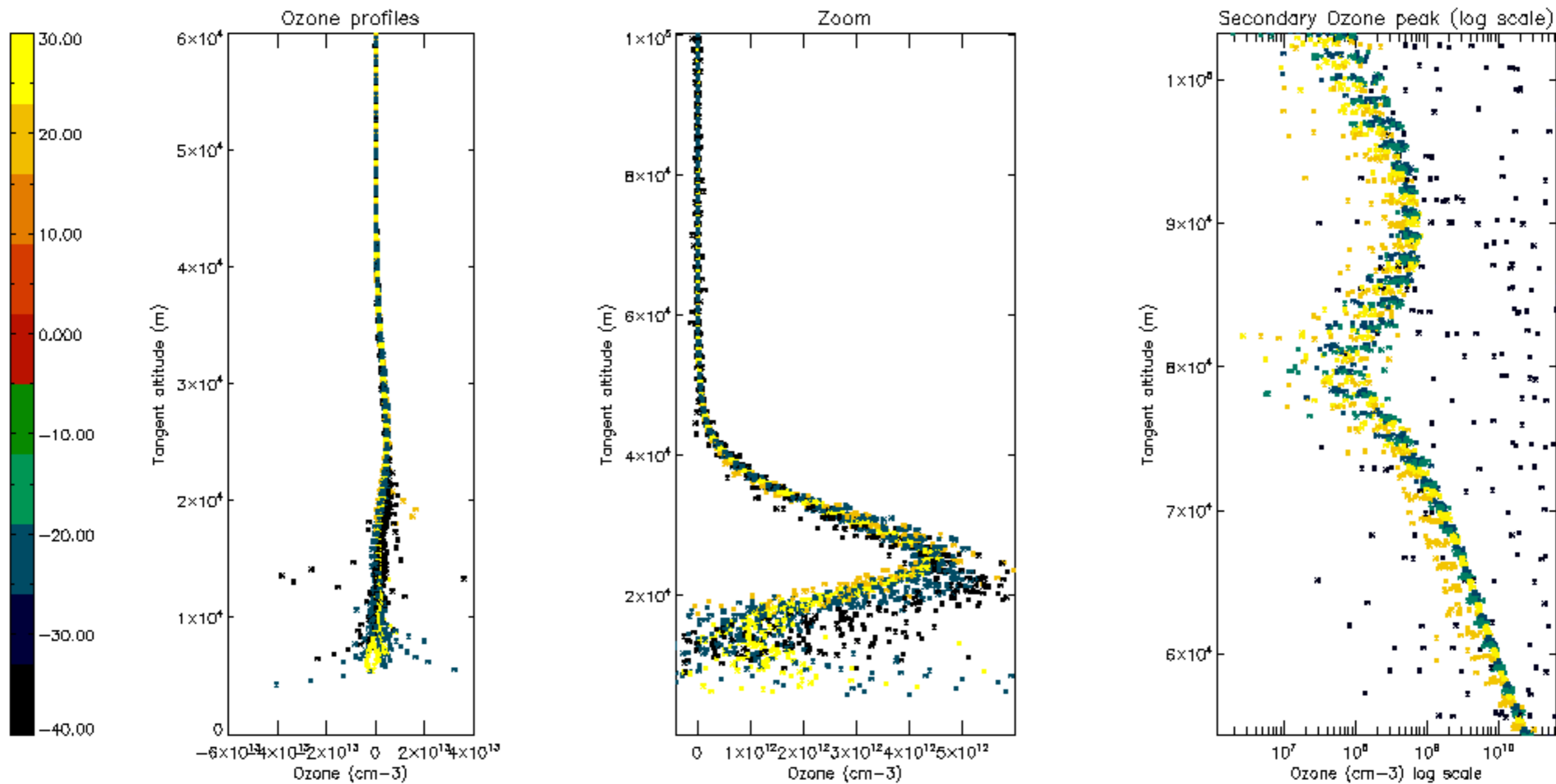


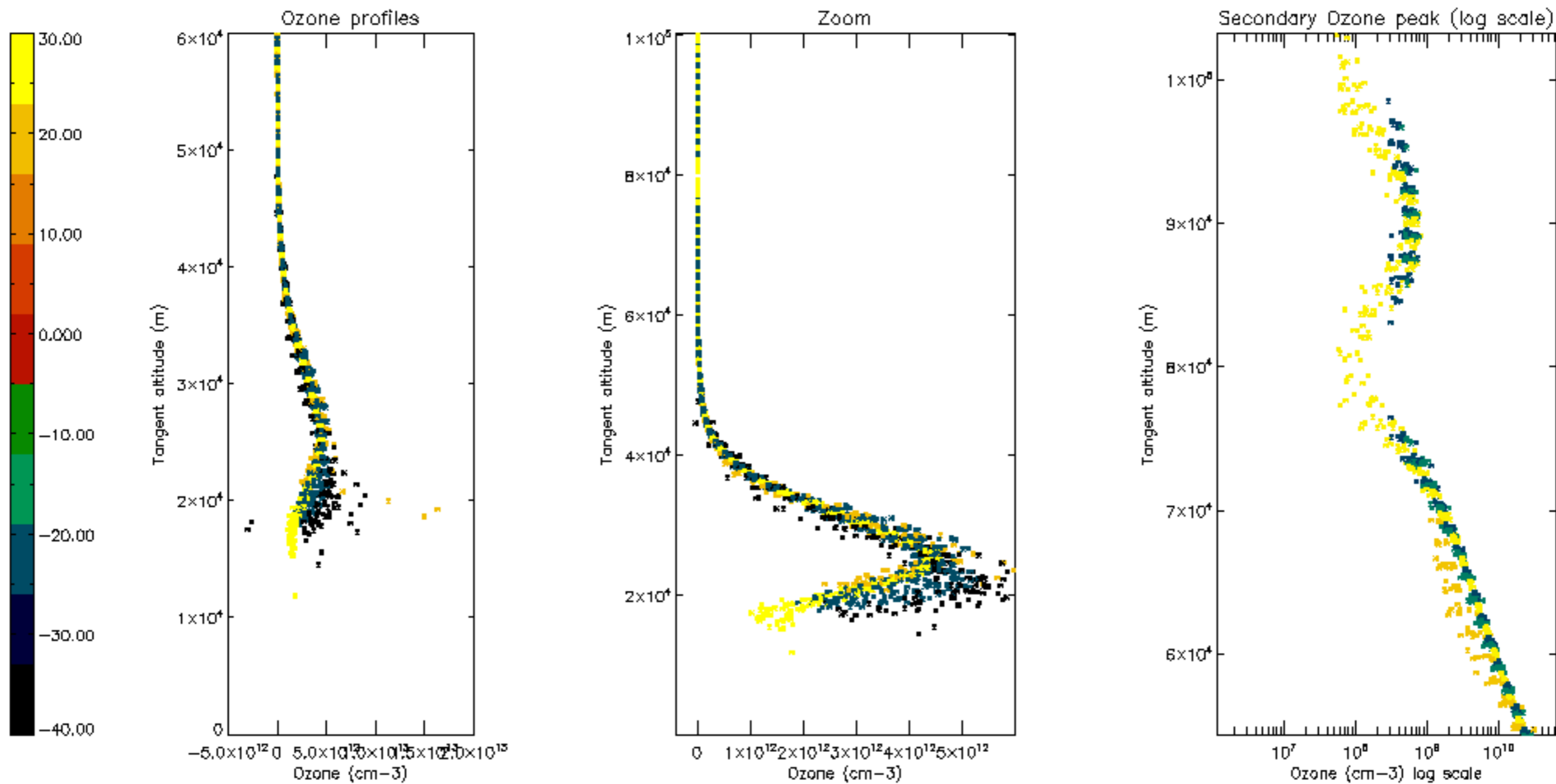
Percentage of star falling outside central band per profile

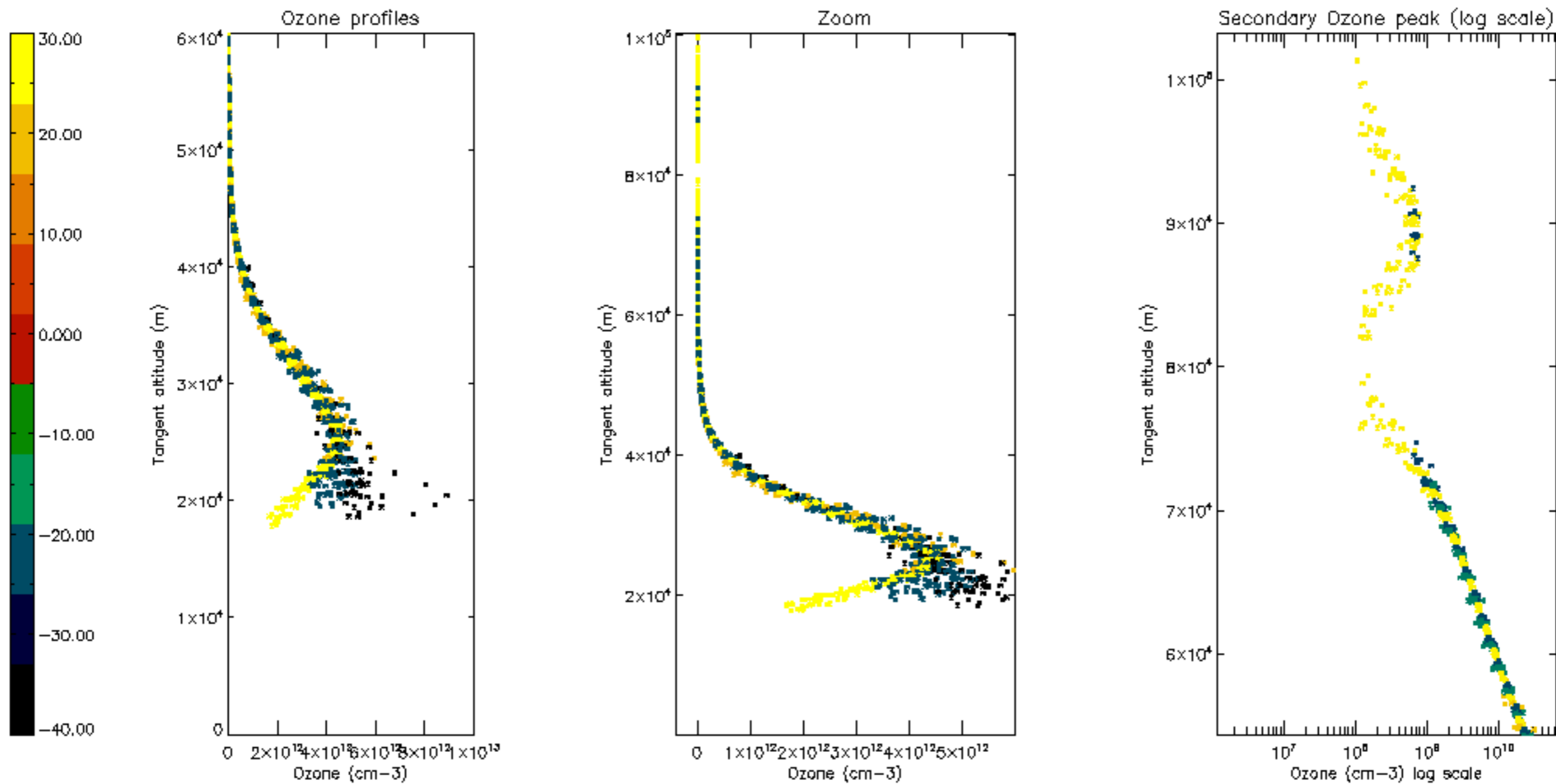


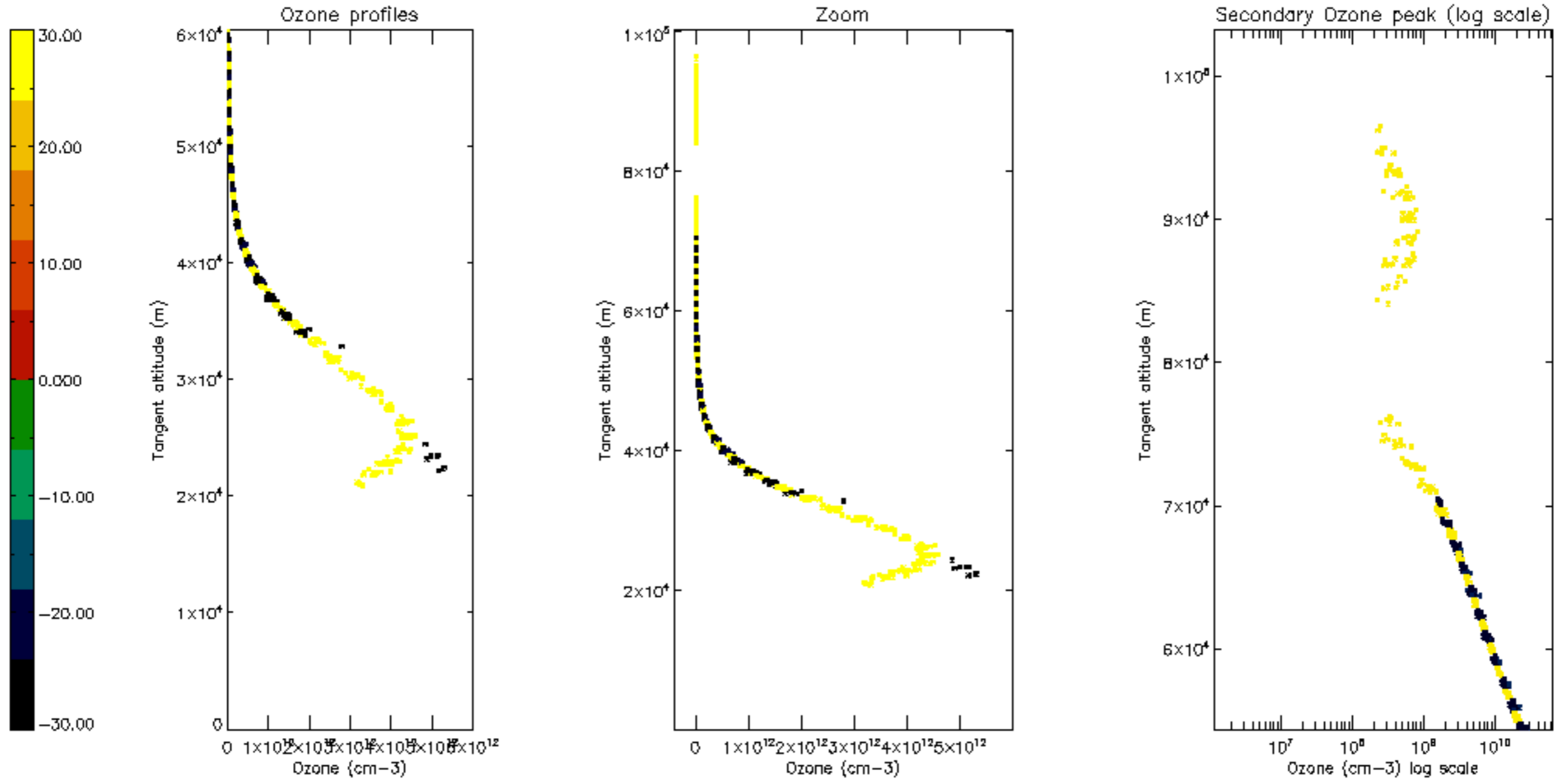
Percentage of saturation errors per profile

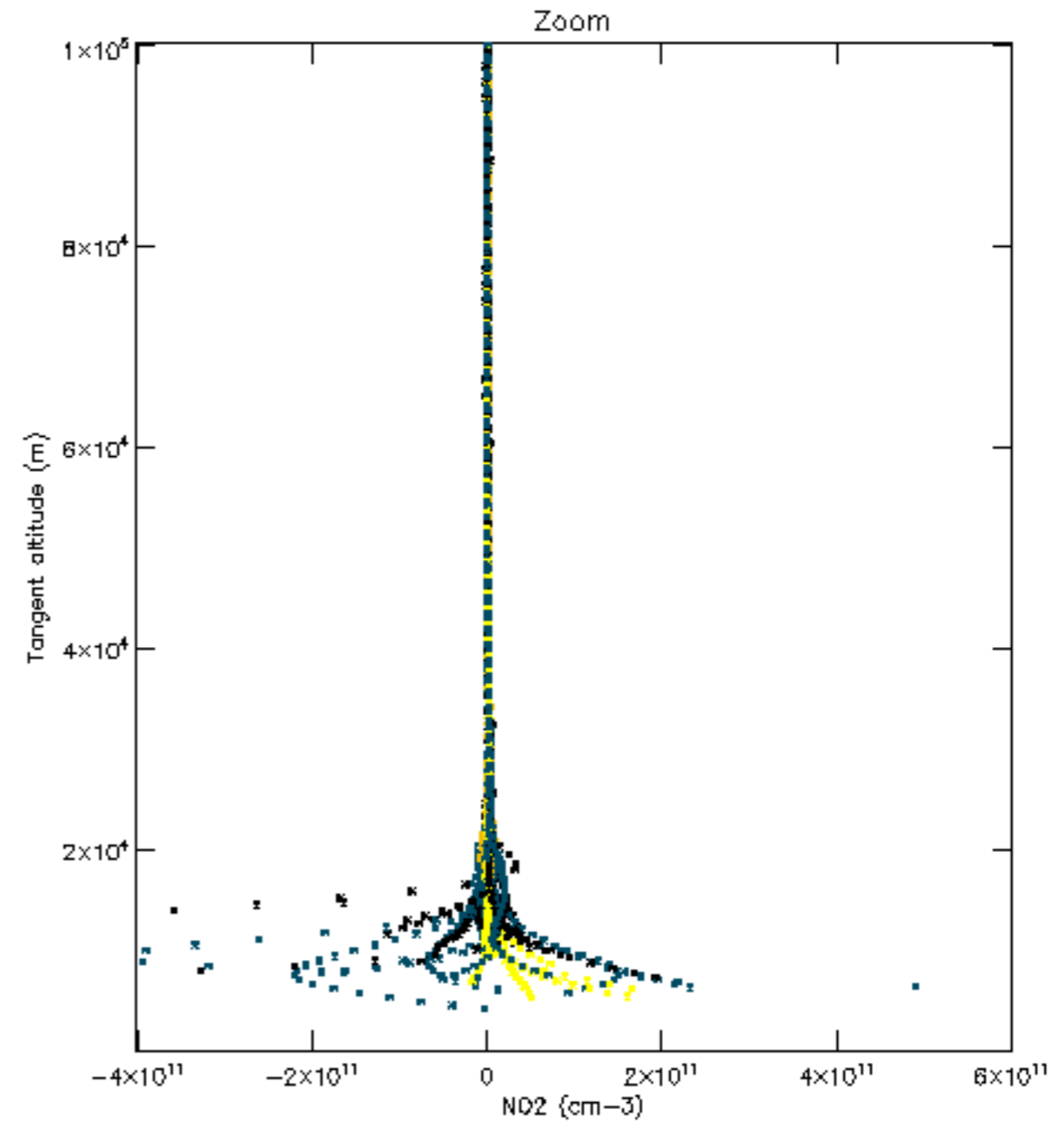
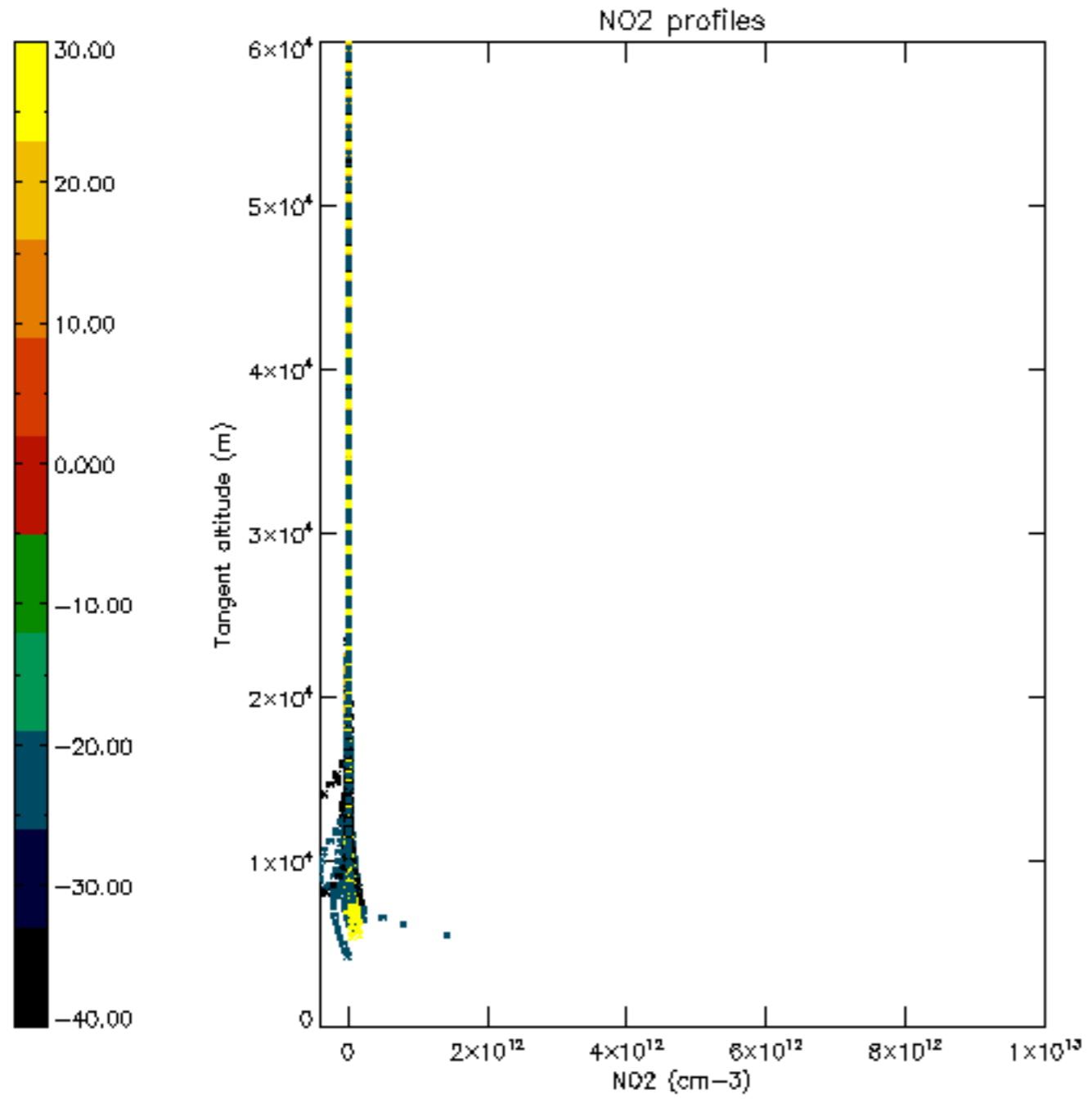


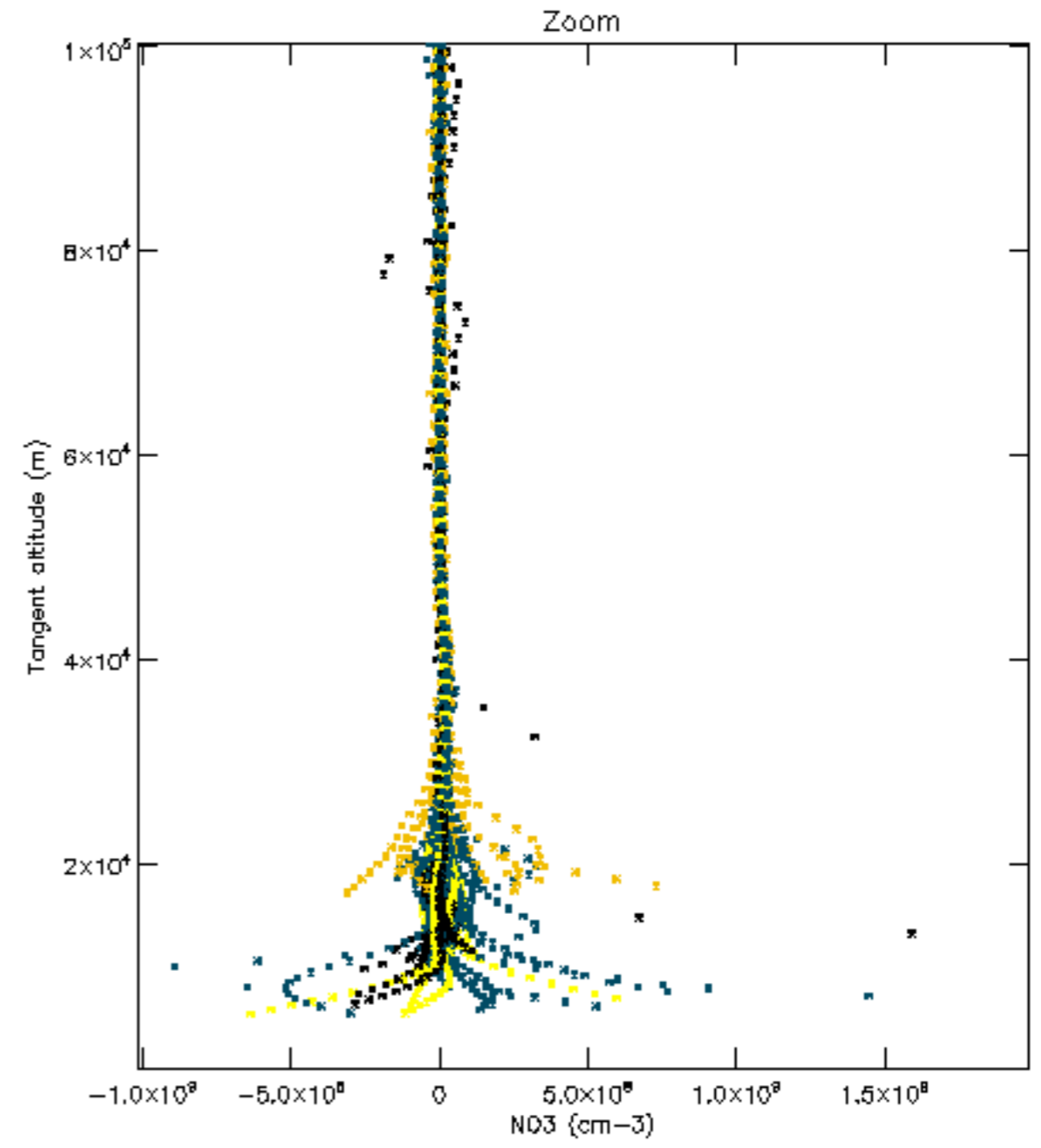
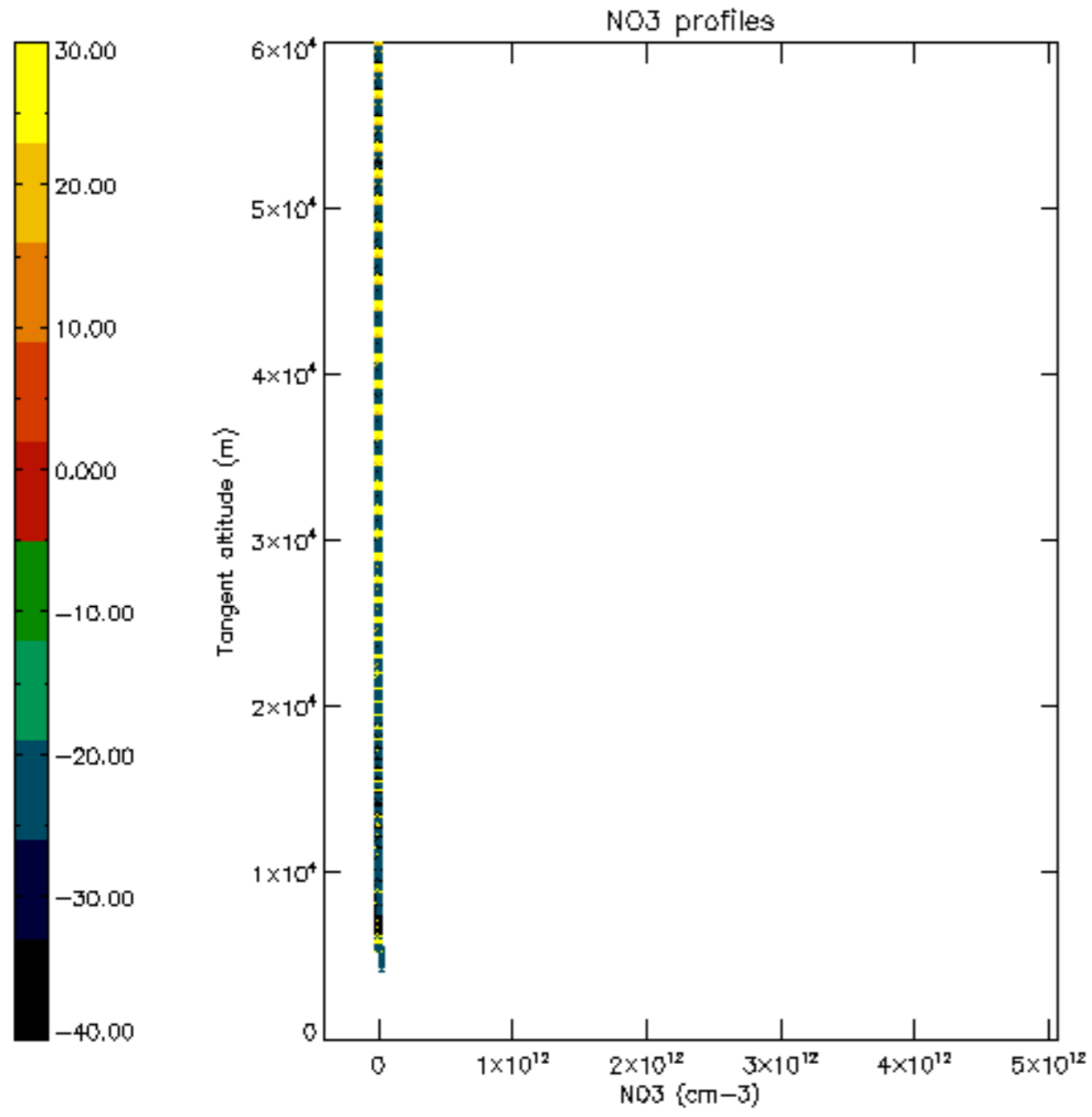


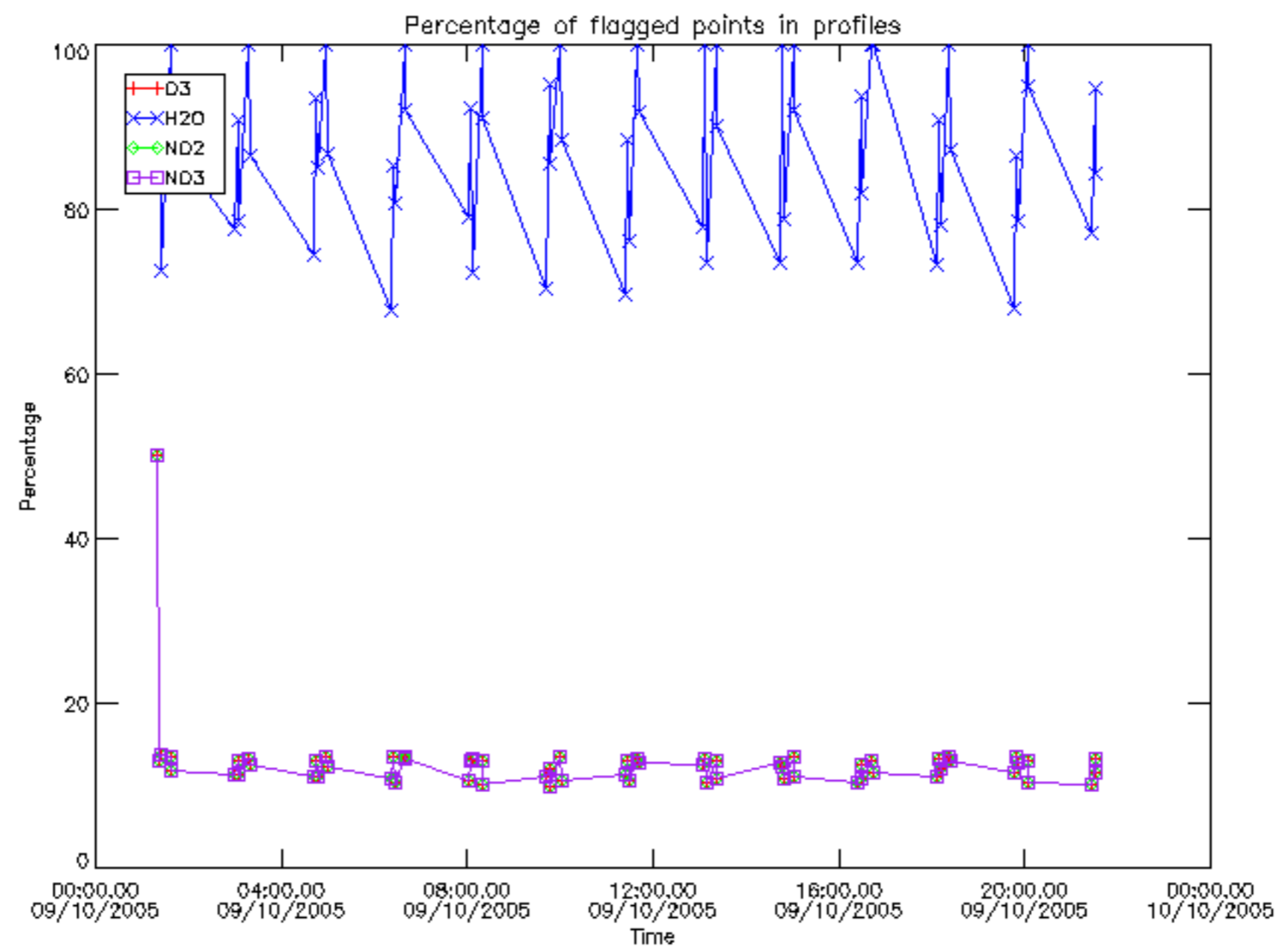




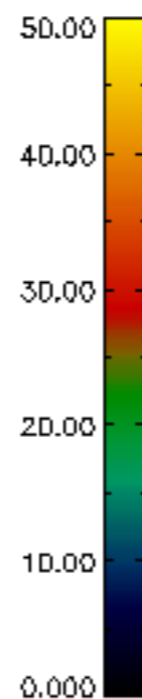
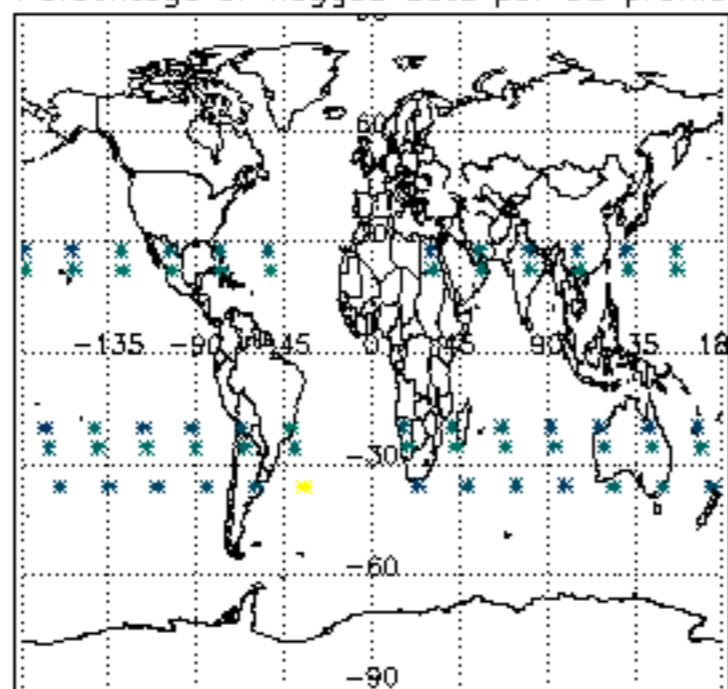




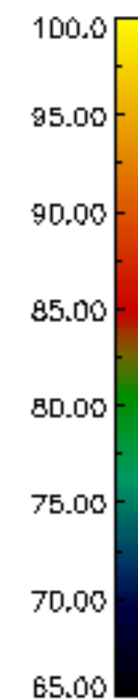
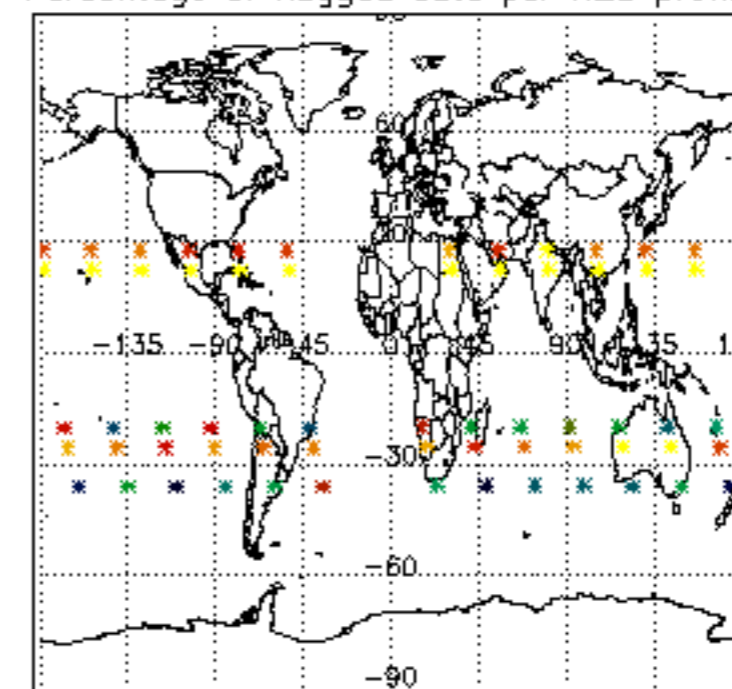




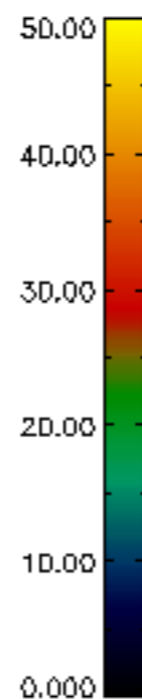
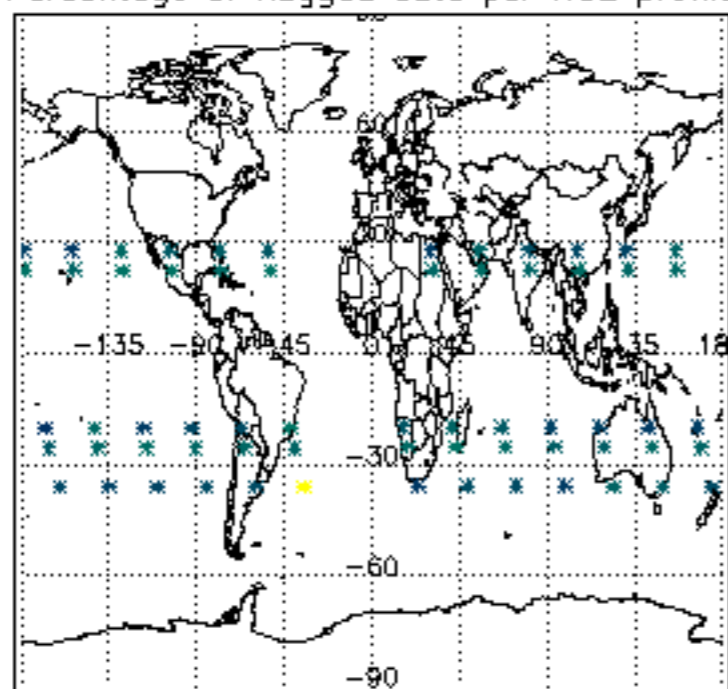
Percentage of flagged data per D3 profile



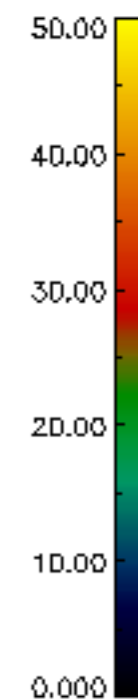
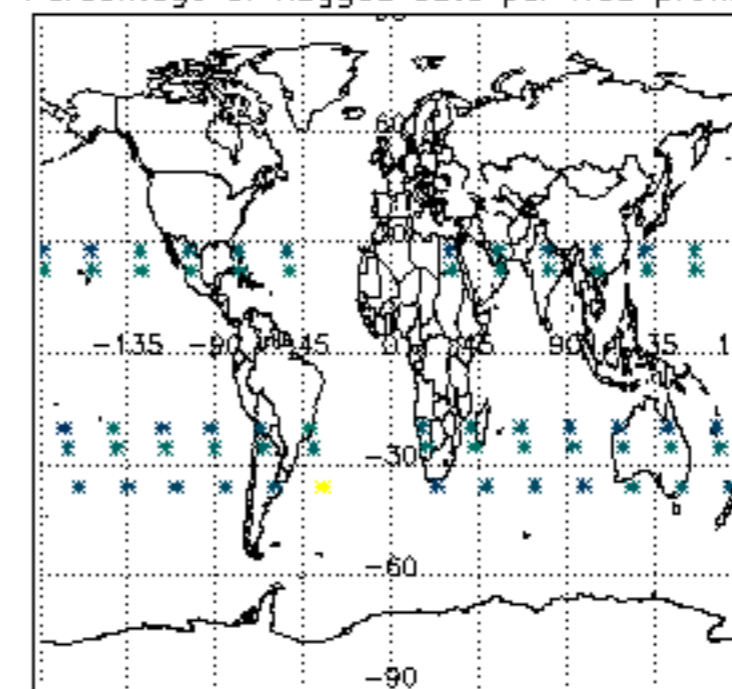
Percentage of flagged data per H2O profile

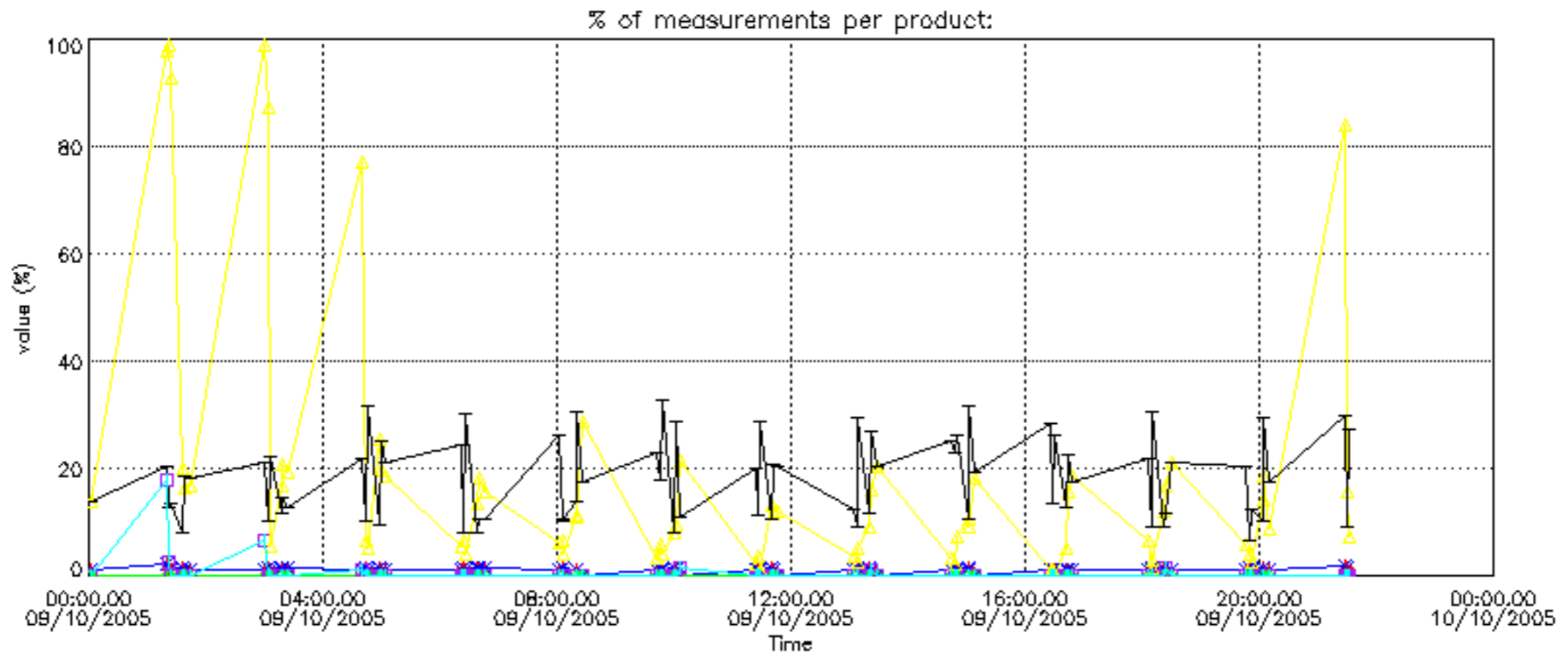


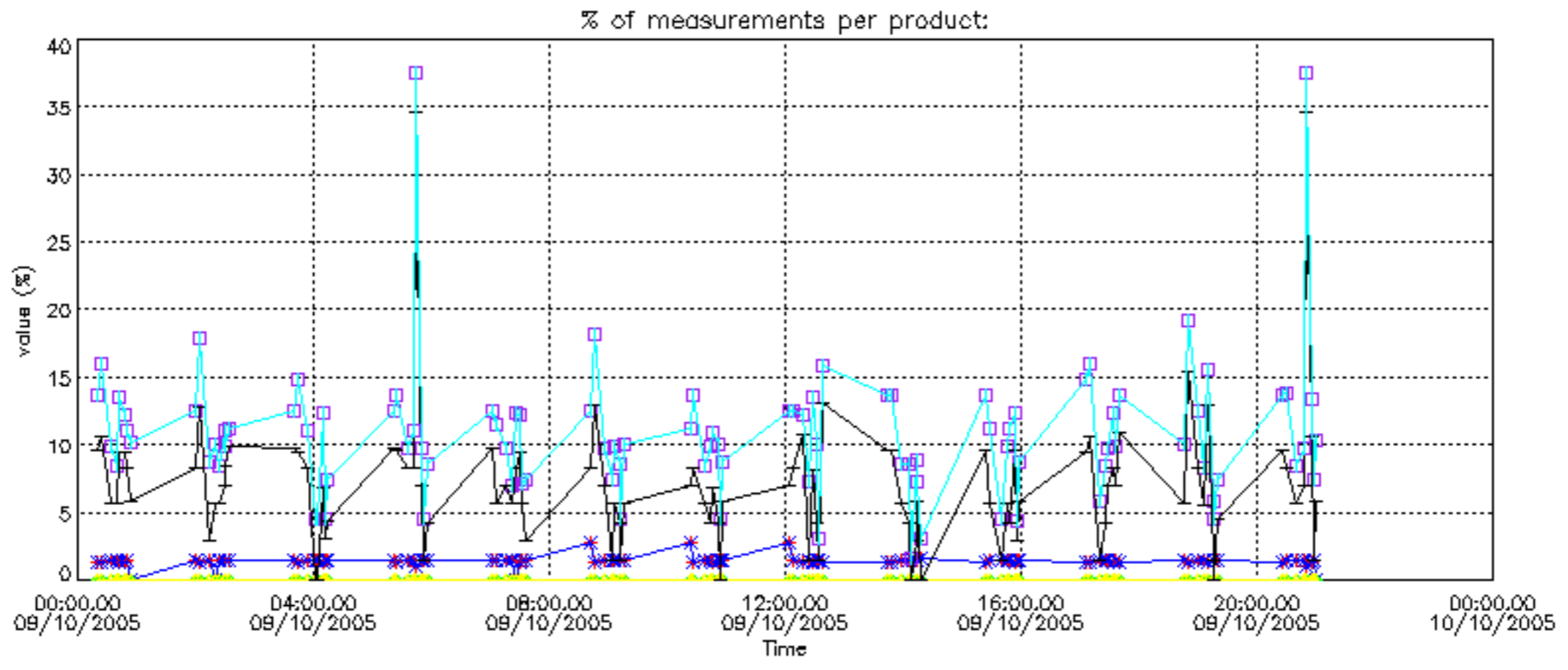
Percentage of flagged data per NO2 profile



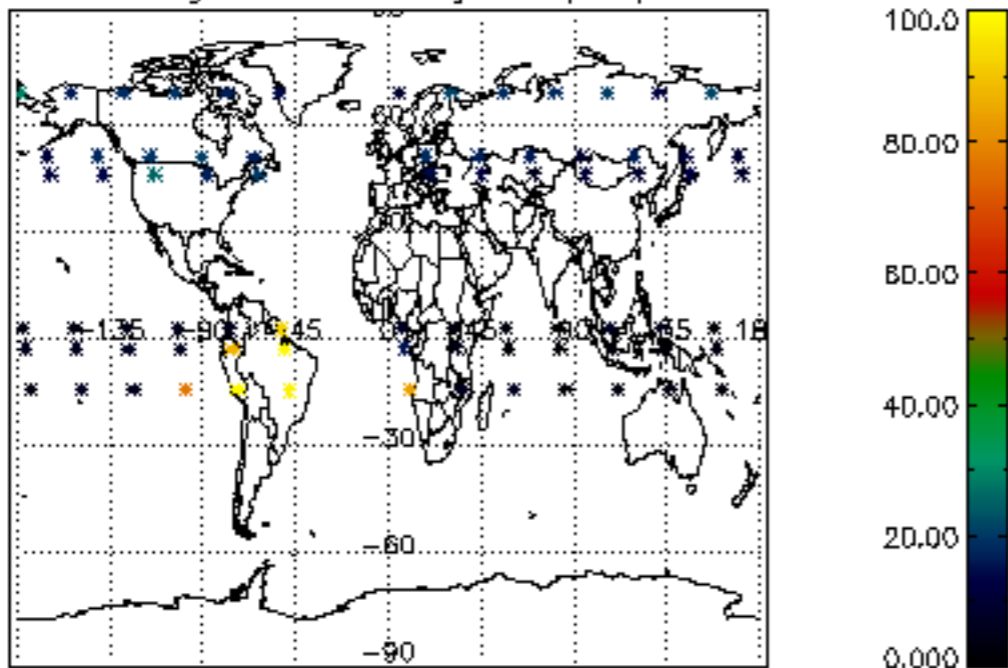
Percentage of flagged data per NO3 profile



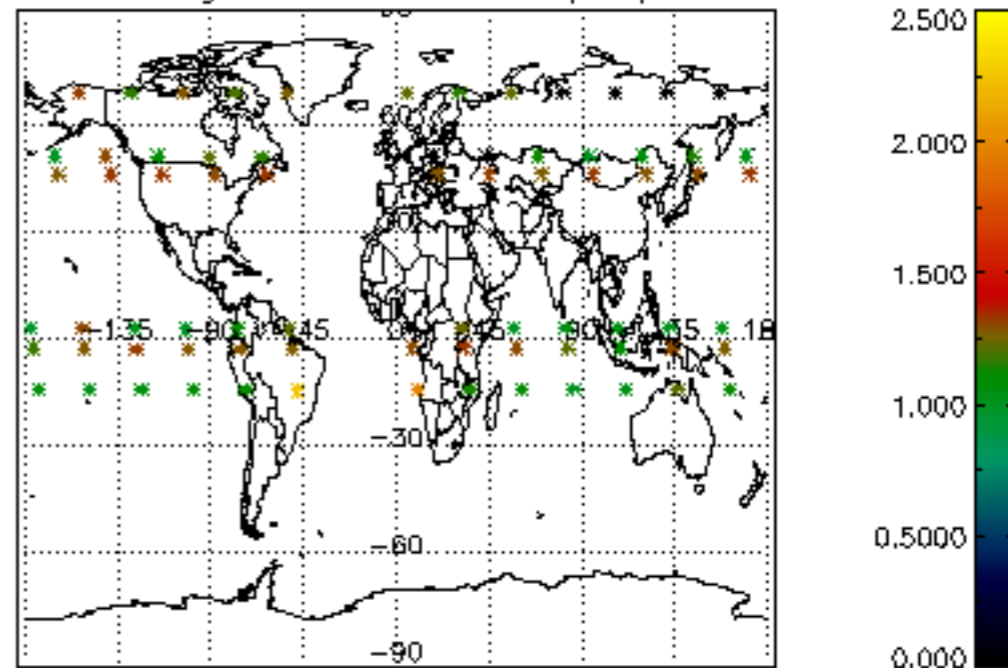




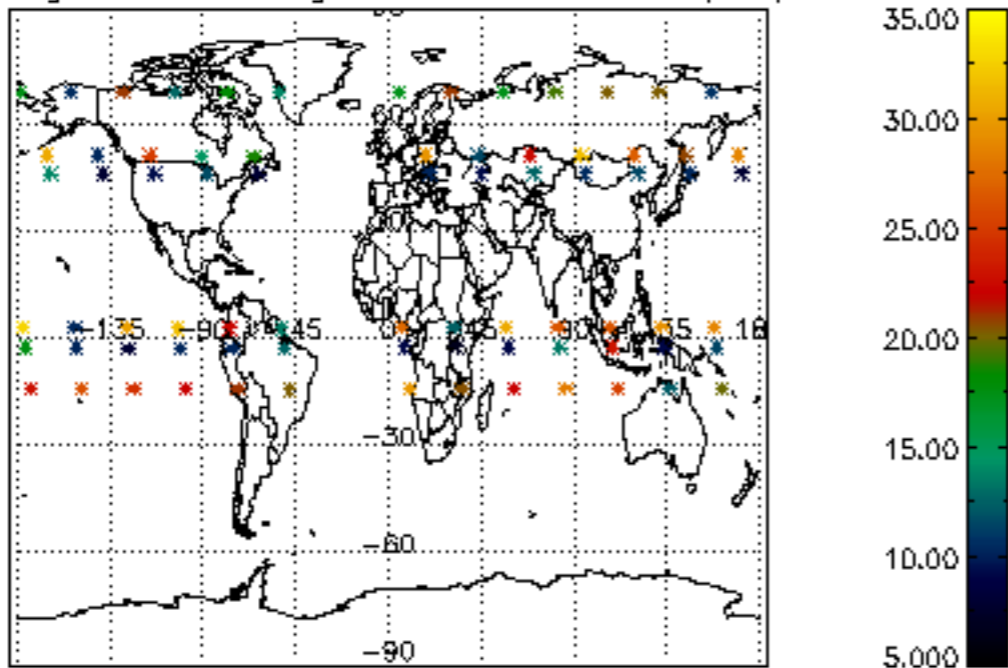
Percentage of cosmic ray hits per profile



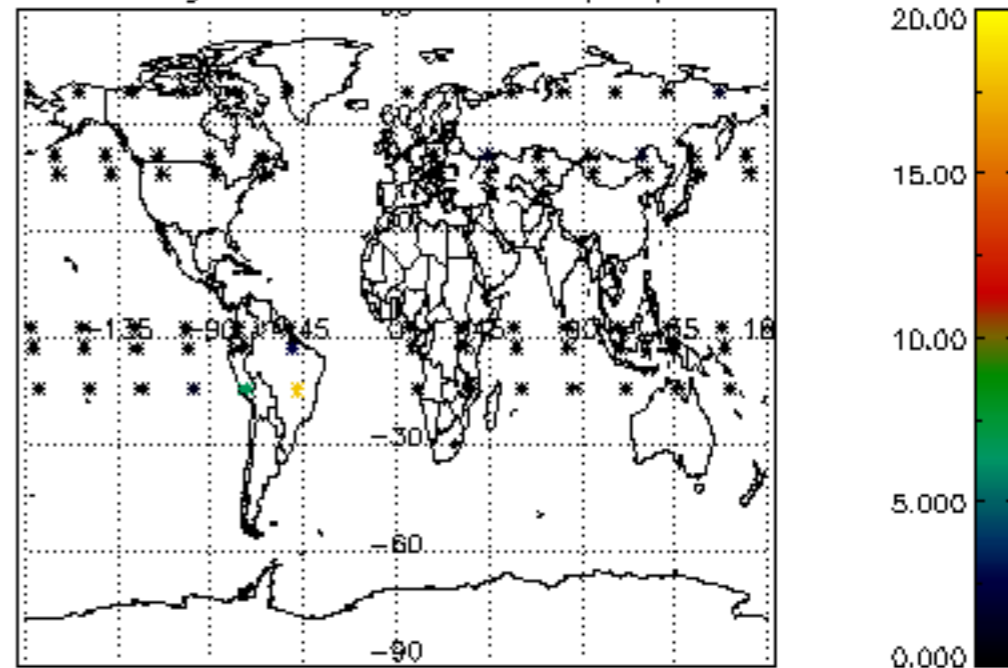
Percentage of datation errors per profile



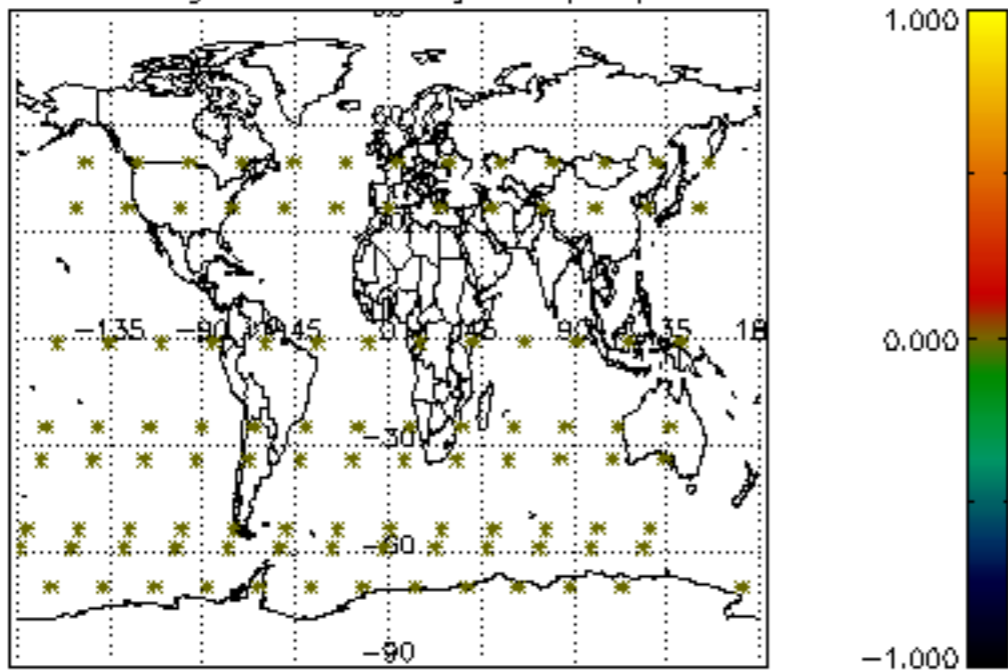
Percentage of star falling outside central band per profile



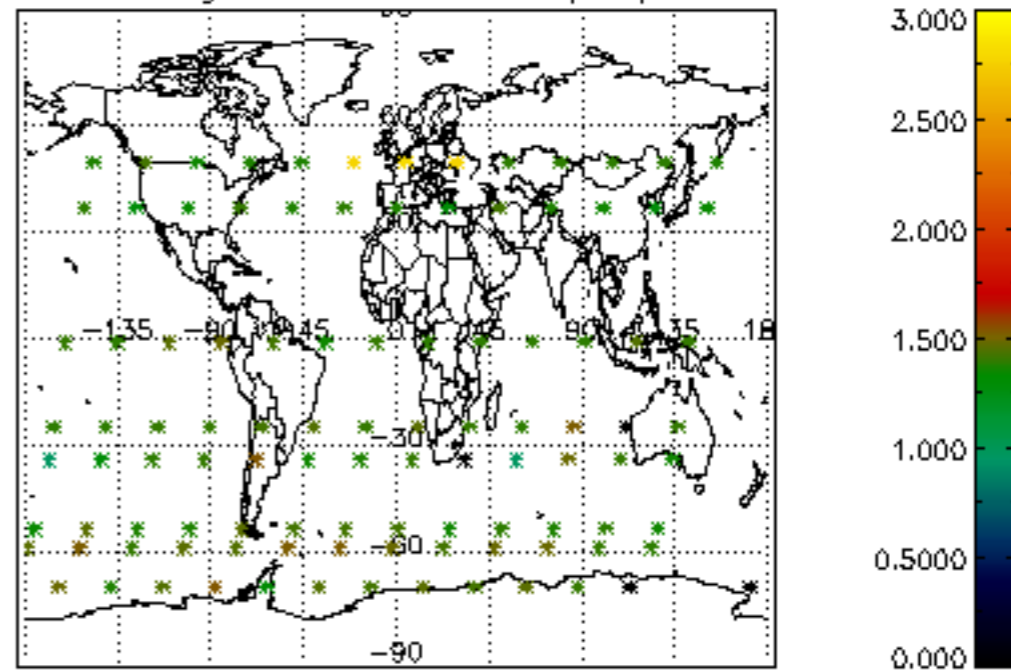
Percentage of saturation errors per profile



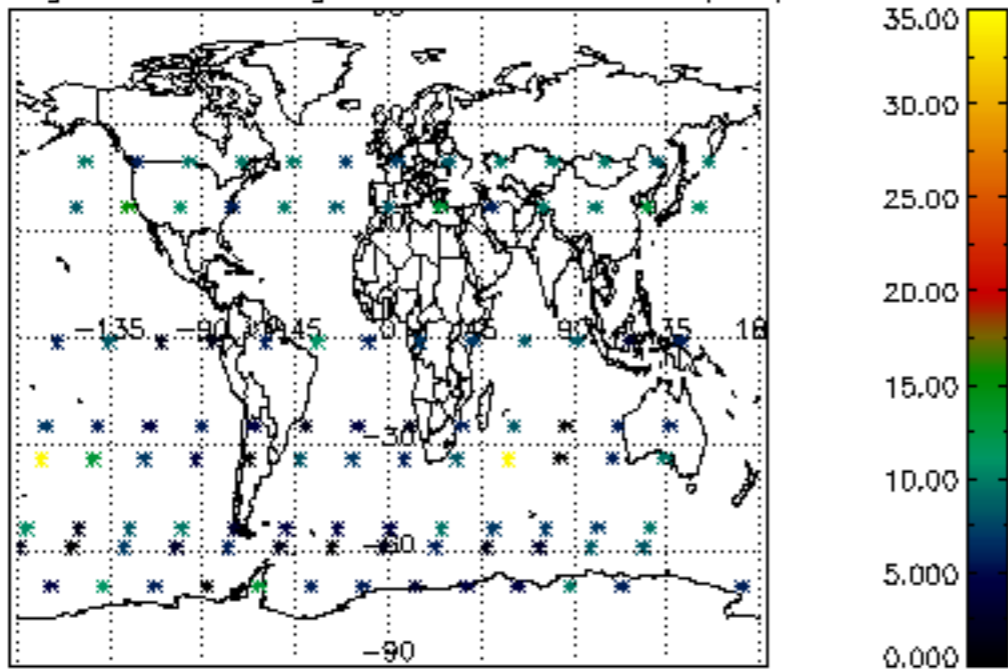
Percentage of cosmic ray hits per profile



Percentage of datation errors per profile



Percentage of star falling outside central band per profile



Percentage of saturation errors per profile

