

GOMOS Level 2 Daily Report

SUMMARY

[1. General Info](#)

[2. Summary of processed GOM_NL_2P products](#)

[3. Level 2 Quality information per product](#)

[3.1 Plot of level 2 quality information per product \(time dependant\)](#)

[3.2 Plot of level 2 quality information per product \(world map\)](#)

[4. Level 1 Quality information per product \(stored on level 2 products\)](#)

[4.1 Plot of level 1 quality information per product \(time dependant\)](#)

[4.1.1 Plot of level 1 quality information per product \(time dependant\): ASCENDING](#)

[4.1.2 Plot of level 1 quality information per product \(time dependant\): DESCENDING](#)

[4.2 Plot of level 1 quality information per product \(world map\)](#)

[4.2.1 Plot of level 1 quality information per product \(world map\): ASCENDING](#)

[4.2.2 Plot of level 1 quality information per product \(world map\): DESCENDING](#)

[5. Ozone profiles based on quality statistics and other trace gas profiles](#)

[5.1 Ozone statistics based on quality of products](#)

[5.2 Plot ozone profiles for all STD \(dark without errors\)](#)

[5.3 Plot ozone profiles where STD < 20% \(dark without errors\)](#)

[5.4. Plot ozone profiles where STD < 10% \(dark without errors\)](#)

[5.5. Plot ozone profiles where STD < 5% \(dark without errors\)](#)

[5.6 Plot NO2 profiles for all STD \(dark without errors\)](#)

[5.7 Plot NO3 profiles for all STD \(dark without errors\)](#)

[5.8 Plot H2O profiles \(only for occultations of stars 1,2,3,4,13,14,16,26,63 dark without errors\) for all STD](#)

[6. Auxiliary Data Files used for the production reported in section 2](#)

This report presents the daily analysis on parameters extracted from GOMOS level 2 data (GOM_NL__2P). It is intended to monitor some important parameters that will impact the quality of these products. A list of level 2 products (and content) that have arrived during the reporting day to the PCF is also given.

Item	Value
Time of report generation	18APR2013 11:26:52
Data source version	GOMOS/6.01
Start time of products	06-10-2005 (06OCT2005 00:00:00)
Stop time of products	07-10-2005 (07OCT2005 00:00:00)
Store outputs in DB	Yes
Nb of level 2 prods	225
Nb of prods with errors	0

2. Summary of processed GOM_NL__2P products.

Nr	Filename	UTC Start time	Limb	Duration	Star Id	Star Name	Star Mag	Star Temp	Nb Meas	Orbit	Prod. error
1	GOM_NL__2PRFIN20051006_001338_000000362041_00231_18822_7347.N1	06-OCT-2005 00:13:38	Bright	36.000	90	54Alp Peg	2.4870	11000.	72	18822	No
2	GOM_NL__2PRFIN20051006_001713_000000352041_00231_18822_7348.N1	06-OCT-2005 00:17:13	Bright	35.000	93	53Bet Peg	2.5200	3100.0	70	18822	No
3	GOM_NL__2PRFIN20051006_002740_000000342041_00231_18822_7349.N1	06-OCT-2005 00:27:40	Bright	34.000	89	5Alp Cep	2.4510	8000.0	68	18822	No
4	GOM_NL__2PRFIN20051006_003432_000000322041_00231_18822_7350.N1	06-OCT-2005 00:34:32	Bright	32.000	49	1Alp UMi	1.9900	6300.0	64	18822	No
5	GOM_NL__2PRFIN20051006_003655_000000362041_00231_18822_7351.N1	06-OCT-2005 00:36:55	Bright	35.500	60	7Bet UMi	2.0810	3950.0	71	18822	No
6	GOM_NL__2PRFIN20051006_004237_000000352041_00231_18822_7352.N1	06-OCT-2005 00:42:37	Bright	35.000	36	50Alp UMa	1.8000	6300.0	70	18822	No
7	GOM_NL__2PRFIN20051006_004408_000000342041_00231_18822_7353.N1	06-OCT-2005 00:44:08	Bright	34.000	82	48Bet UMa	2.3650	10600.	68	18822	No
8	GOM_NL__2PRFIN20051006_004724_000000342041_00231_18822_7354.N1	06-OCT-2005 00:47:24	Bright	34.000	174	52Psi UMa	3.0040	4400.0	68	18822	No
9	GOM_NL__2PRFIN20051006_005449_000000352041_00231_18822_7355.N1	06-OCT-2005 00:54:49	Bright	34.500	51	41Gam1Leo	2.0100	4500.0	69	18822	No
10	GOM_NL__2PRFIN20051006_005713_000000112041_00231_18822_7356.N1	06-OCT-2005 00:57:13	Twilight	10.500	22	32Alp Leo	1.3600	15200.	21	18822	No
11	GOM_NL__2PRFIN20051006_011336_000000432041_00231_18822_7357.N1	06-OCT-2005 01:13:36	Dark	43.000	65	Lam Vel	2.2040	4400.0	86	18822	No
12	GOM_NL__2PRFIN20051006_011652_000000392041_00231_18822_7358.N1	06-OCT-2005 01:16:52	Dark	39.000	46	Del Vel	1.9540	10600.	78	18822	No
13	GOM_NL__2PRFIN20051006_011827_000000392041_00232_18823_7342.N1	06-OCT-2005 01:18:27	Dark	39.000	41	Eps Car	1.8600	4100.0	78	18823	No
14	GOM_NL__2PRFIN20051006_011951_000000382041_00232_18823_7343.N1	06-OCT-2005 01:19:51	Dark	37.500	29	Bet Car	1.6720	10200.	75	18823	No
15	GOM_NL__2PRFIN20051006_013039_000000412041_00232_18823_7344.N1	06-OCT-2005 01:30:39	Dark	40.500	143	Alp Hyi	2.8570	7200.0	81	18823	No
16	GOM_NL__2PRFIN20051006_013207_000000452041_00232_18823_7345.N1	06-OCT-2005 01:32:07	Dark	44.500	9	Alp Eri	0.45300	24000.	89	18823	No
17	GOM_NL__2PRFIN20051006_013721_000000402041_00232_18823_7346.N1	06-OCT-2005 01:37:21	Straylight	39.500	84	Alp Phe	2.3970	4500.0	79	18823	No
18	GOM_NL__2PRFIN20051006_015414_000000372041_00232_18823_7347.N1	06-OCT-2005 01:54:14	Bright	36.500	90	54Alp Peg	2.4870	11000.	73	18823	No
19	GOM_NL__2PRFIN20051006_015749_000000362041_00232_18823_7348.N1	06-OCT-2005 01:57:49	Bright	35.500	93	53Bet Peg	2.5200	3100.0	71	18823	No
20	GOM_NL__2PRFIN20051006_020816_000000362041_00232_18823_7349.N1	06-OCT-2005 02:08:16	Bright	36.000	89	5Alp Cep	2.4510	8000.0	72	18823	No
21	GOM_NL__2PRFIN20051006_021508_000000342041_00232_18823_7350.N1	06-OCT-2005 02:15:08	Bright	34.000	49	1Alp UMi	1.9900	6300.0	68	18823	No
22	GOM_NL__2PRFIN20051006_021732_000000372041_00232_18823_7351.N1	06-OCT-2005 02:17:32	Bright	36.500	60	7Bet UMi	2.0810	3950.0	73	18823	No
23	GOM_NL__2PRFIN20051006_022313_000000362041_00232_18823_7352.N1	06-OCT-2005 02:23:13	Bright	35.500	36	50Alp UMa	1.8000	6300.0	71	18823	No
24	GOM_NL__2PRFIN20051006_022444_000000322041_00232_18823_7353.N1	06-OCT-2005 02:24:44	Bright	32.000	82	48Bet UMa	2.3650	10600.	64	18823	No
25	GOM_NL__2PRFIN20051006_022800_000000522041_00232_18823_7354.N1	06-OCT-2005 02:28:00	Bright	52.000	174	52Psi UMa	3.0040	4400.0	104	18823	No
26	GOM_NL__2PRFIN20051006_023525_000000352041_00232_18823_7355.N1	06-OCT-2005 02:35:25	Bright	34.500	51	41Gam1Leo	2.0100	4500.0	69	18823	No
27	GOM_NL__2PRFIN20051006_023749_000000112041_00232_18823_7356.N1	06-OCT-2005 02:37:49	Twilight	11.000	22	32Alp Leo	1.3600	15200.	22	18823	No
28	GOM_NL__2PRFIN20051006_025413_000000452041_00232_18823_7357.N1	06-OCT-2005 02:54:13	Dark	44.500	65	Lam Vel	2.2040	4400.0	89	18823	No
29	GOM_NL__2PRFIN20051006_025728_000000382041_00232_18823_7358.N1	06-OCT-2005 02:57:28	Dark	38.000	46	Del Vel	1.9540	10600.	76	18823	No
30	GOM_NL__2PRFIN20051006_025903_000000412041_00233_18824_7342.N1	06-OCT-2005 02:59:03	Dark	41.000	41	Eps Car	1.8600	4100.0	82	18824	No
31	GOM_NL__2PRFIN20051006_030028_000000392041_00233_18824_7343.N1	06-OCT-2005 03:00:28	Dark	39.000	29	Bet Car	1.6720	10200.	78	18824	No
32	GOM_NL__2PRFIN20051006_031115_000000392041_00233_18824_7344.N1	06-OCT-2005 03:11:15	Dark	39.000	143	Alp Hyi	2.8570	7200.0	78	18824	No
33	GOM_NL__2PRFIN20051006_031243_000000412041_00233_18824_7345.N1	06-OCT-2005 03:12:43	Dark	41.000	9	Alp Eri	0.45300	24000.	82	18824	No
34	GOM_NL__2PRFIN20051006_031757_000000422041_00233_18824_7346.N1	06-OCT-2005 03:17:57	Straylight	41.500	84	Alp Phe	2.3970	4500.0	83	18824	No
35	GOM_NL__2PRFIN20051006_033450_000000372041_00233_18824_7347.N1	06-OCT-2005 03:34:50	Bright	36.500	90	54Alp Peg	2.4870	11000.	73	18824	No
36	GOM_NL__2PRFIN20051006_033825_000000352041_00233_18824_7348.N1	06-OCT-2005 03:38:25	Bright	35.000	93	53Bet Peg	2.5200	3100.0	70	18824	No
37	GOM_NL__2PRFIN20051006_034852_000000352041_00233_18824_7349.N1	06-OCT-2005 03:48:52	Bright	34.500	89	5Alp Cep	2.4510	8000.0	69	18824	No
38	GOM_NL__2PRFIN20051006_035544_000000362041_00233_18824_7350.N1	06-OCT-2005 03:55:44	Bright	35.500	49	1Alp UMi	1.9900	6300.0	71	18824	No
39	GOM_NL__2PRFIN20051006_035808_000000342041_00233_18824_7351.N1	06-OCT-2005 03:58:08	Bright	34.000	60	7Bet UMi	2.0810	3950.0	68	18824	No
40	GOM_NL__2PRFIN20051006_040349_000000372041_00233_18824_7352.N1	06-OCT-2005 04:03:49	Bright	36.500	36	50Alp UMa	1.8000	6300.0	73	18824	No
41	GOM_NL__2PRFIN20051006_040520_000000352041_00233_18824_7353.N1	06-OCT-2005 04:05:20	Bright	35.000	82	48Bet UMa	2.3650	10600.	70	18824	No
42	GOM_NL__2PRFIN20051006_040836_000000332041_00233_18824_7354.N1	06-OCT-2005 04:08:36	Bright	32.500	174	52Psi UMa	3.0040	4400.0	65	18824	No

43	GOM_NL__2PRFIN20051006_041601_000000342041_00233_18824_7355.N1	06-OCT-2005 04:16:01	Bright	34.000	51	41Gam1Leo	2.0100	4500.0	68	18824	No
44	GOM_NL__2PRFIN20051006_043449_000000452041_00233_18824_7356.N1	06-OCT-2005 04:34:49	Dark	44.500	65	Lam Vel	2.2040	4400.0	89	18824	No
45	GOM_NL__2PRFIN20051006_043804_000000402041_00233_18824_7357.N1	06-OCT-2005 04:38:04	Dark	40.000	46	Del Vel	1.9540	10600.	80	18824	No
46	GOM_NL__2PRFIN20051006_043940_000000512041_00234_18825_7342.N1	06-OCT-2005 04:39:40	Dark	50.500	41	Eps Car	1.8600	4100.0	101	18825	No
47	GOM_NL__2PRFIN20051006_044104_000000392041_00234_18825_7343.N1	06-OCT-2005 04:41:04	Dark	38.500	29	Bet Car	1.6720	10200.	77	18825	No
48	GOM_NL__2PRFIN20051006_045152_000000392041_00234_18825_7344.N1	06-OCT-2005 04:51:52	Dark	39.000	143	Alp Hyi	2.8570	7200.0	78	18825	No
49	GOM_NL__2PRFIN20051006_045319_000000502041_00234_18825_7345.N1	06-OCT-2005 04:53:19	Dark	49.500	9	Alp Eri	0.45300	24000.	99	18825	No
50	GOM_NL__2PRFIN20051006_045833_000000412041_00234_18825_7346.N1	06-OCT-2005 04:58:33	Straylight	40.500	84	Alp Phe	2.3970	4500.0	81	18825	No
51	GOM_NL__2PRFIN20051006_051526_000000362041_00234_18825_7347.N1	06-OCT-2005 05:15:26	Bright	36.000	90	54Alp Peg	2.4870	11000.	72	18825	No
52	GOM_NL__2PRFIN20051006_051901_000000372041_00234_18825_7348.N1	06-OCT-2005 05:19:01	Bright	36.500	93	53Bet Peg	2.5200	3100.0	73	18825	No
53	GOM_NL__2PRFIN20051006_052929_000000372041_00234_18825_7349.N1	06-OCT-2005 05:29:29	Bright	36.500	89	5Alp Cep	2.4510	8000.0	73	18825	No
54	GOM_NL__2PRFIN20051006_053620_000000362041_00234_18825_7350.N1	06-OCT-2005 05:36:20	Bright	35.500	49	1Alp UMi	1.9900	6300.0	71	18825	No
55	GOM_NL__2PRFIN20051006_053844_000000362041_00234_18825_7351.N1	06-OCT-2005 05:38:44	Bright	35.500	60	7Bet UMi	2.0810	3950.0	71	18825	No
56	GOM_NL__2PRFIN20051006_054425_000000372041_00234_18825_7352.N1	06-OCT-2005 05:44:25	Bright	37.000	36	50Alp UMa	1.8000	6300.0	74	18825	No
57	GOM_NL__2PRFIN20051006_054556_000000352041_00234_18825_7353.N1	06-OCT-2005 05:45:56	Bright	34.500	82	48Bet UMa	2.3650	10600.	69	18825	No
58	GOM_NL__2PRFIN20051006_054912_000000352041_00234_18825_7354.N1	06-OCT-2005 05:49:12	Bright	34.500	174	52Psi UMa	3.0040	4400.0	69	18825	No
59	GOM_NL__2PRFIN20051006_055638_000000342041_00234_18825_7355.N1	06-OCT-2005 05:56:38	Bright	34.000	51	41Gam1Leo	2.0100	4500.0	68	18825	No
60	GOM_NL__2PRFIN20051006_061526_000000492041_00234_18825_7356.N1	06-OCT-2005 06:15:26	Dark	48.500	65	Lam Vel	2.2040	4400.0	97	18825	No
61	GOM_NL__2PRFIN20051006_061841_000000392041_00234_18825_7357.N1	06-OCT-2005 06:18:41	Dark	39.000	46	Del Vel	1.9540	10600.	78	18825	No
62	GOM_NL__2PRFIN20051006_062016_000000402041_00235_18826_7342.N1	06-OCT-2005 06:20:16	Dark	39.500	41	Eps Car	1.8600	4100.0	79	18826	No
63	GOM_NL__2PRFIN20051006_062140_000000372041_00235_18826_7343.N1	06-OCT-2005 06:21:40	Dark	37.000	29	Bet Car	1.6720	10200.	74	18826	No
64	GOM_NL__2PRFIN20051006_063228_000000382041_00235_18826_7344.N1	06-OCT-2005 06:32:28	Dark	38.000	143	Alp Hyi	2.8570	7200.0	76	18826	No
65	GOM_NL__2PRFIN20051006_063356_000000392041_00235_18826_7345.N1	06-OCT-2005 06:33:56	Dark	39.000	9	Alp Eri	0.45300	24000.	78	18826	No
66	GOM_NL__2PRFIN20051006_063910_000000412041_00235_18826_7346.N1	06-OCT-2005 06:39:10	Straylight	41.000	84	Alp Phe	2.3970	4500.0	82	18826	No
67	GOM_NL__2PRFIN20051006_065602_000000362041_00235_18826_7347.N1	06-OCT-2005 06:56:02	Bright	36.000	90	54Alp Peg	2.4870	11000.	72	18826	No
68	GOM_NL__2PRFIN20051006_065938_000000352041_00235_18826_7348.N1	06-OCT-2005 06:59:38	Bright	35.000	93	53Bet Peg	2.5200	3100.0	70	18826	No
69	GOM_NL__2PRFIN20051006_071005_000000352041_00235_18826_7349.N1	06-OCT-2005 07:10:05	Bright	35.000	89	5Alp Cep	2.4510	8000.0	70	18826	No
70	GOM_NL__2PRFIN20051006_071655_000000362041_00235_18826_7350.N1	06-OCT-2005 07:16:55	Bright	36.000	49	1Alp UMi	1.9900	6300.0	72	18826	No
71	GOM_NL__2PRFIN20051006_071920_000000372041_00235_18826_7351.N1	06-OCT-2005 07:19:20	Bright	37.000	60	7Bet UMi	2.0810	3950.0	74	18826	No
72	GOM_NL__2PRFIN20051006_072501_000000342041_00235_18826_7352.N1	06-OCT-2005 07:25:01	Bright	34.000	36	50Alp UMa	1.8000	6300.0	68	18826	No
73	GOM_NL__2PRFIN20051006_072632_000000352041_00235_18826_7353.N1	06-OCT-2005 07:26:32	Bright	35.000	82	48Bet UMa	2.3650	10600.	70	18826	No
74	GOM_NL__2PRFIN20051006_072948_000000352041_00235_18826_7354.N1	06-OCT-2005 07:29:48	Bright	34.500	174	52Psi UMa	3.0040	4400.0	69	18826	No
75	GOM_NL__2PRFIN20051006_073714_000000342041_00235_18826_7355.N1	06-OCT-2005 07:37:14	Bright	33.500	51	41Gam1Leo	2.0100	4500.0	67	18826	No
76	GOM_NL__2PRFIN20051006_075602_000000452041_00235_18826_7356.N1	06-OCT-2005 07:56:02	Dark	45.000	65	Lam Vel	2.2040	4400.0	90	18826	No
77	GOM_NL__2PRFIN20051006_075917_000000392041_00235_18826_7357.N1	06-OCT-2005 07:59:17	Dark	38.500	46	Del Vel	1.9540	10600.	77	18826	No
78	GOM_NL__2PRFIN20051006_080216_000000372041_00236_18827_7342.N1	06-OCT-2005 08:02:16	Dark	36.500	29	Bet Car	1.6720	10200.	73	18827	No
79	GOM_NL__2PRFIN20051006_081304_000000382041_00236_18827_7343.N1	06-OCT-2005 08:13:04	Dark	37.500	143	Alp Hyi	2.8570	7200.0	75	18827	No
80	GOM_NL__2PRFIN20051006_081432_000000442041_00236_18827_7344.N1	06-OCT-2005 08:14:32	Dark	43.500	9	Alp Eri	0.45300	24000.	87	18827	No
81	GOM_NL__2PRFIN20051006_081946_000000432041_00236_18827_7345.N1	06-OCT-2005 08:19:46	Straylight	43.000	84	Alp Phe	2.3970	4500.0	86	18827	No
82	GOM_NL__2PRFIN20051006_083638_000000352041_00236_18827_7346.N1	06-OCT-2005 08:36:38	Bright	35.000	90	54Alp Peg	2.4870	11000.	70	18827	No
83	GOM_NL__2PRFIN20051006_084014_000000352041_00236_18827_7347.N1	06-OCT-2005 08:40:14	Bright	34.500	93	53Bet Peg	2.5200	3100.0	69	18827	No
84	GOM_NL__2PRFIN20051006_085041_000000352041_00236_18827_7348.N1	06-OCT-2005 08:50:41	Bright	35.000	89	5Alp Cep	2.4510	8000.0	70	18827	No
85	GOM_NL__2PRFIN20051006_085731_000000352041_00236_18827_7349.N1	06-OCT-2005 08:57:31	Bright	35.000	49	1Alp UMi	1.9900	6300.0	70	18827	No
86	GOM_NL__2PRFIN20051006_085956_000000372041_00236_18827_7350.N1	06-OCT-2005 08:59:56	Bright	36.500	60	7Bet UMi	2.0810	3950.0	73	18827	No
87	GOM_NL__2PRFIN20051006_090537_000000332041_00236_18827_7351.N1	06-OCT-2005 09:05:37	Bright	33.000	36	50Alp UMa	1.8000	6300.0	66	18827	No
88	GOM_NL__2PRFIN20051006_090708_000000352041_00236_18827_7352.N1	06-OCT-2005 09:07:08	Bright	34.500	82	48Bet UMa	2.3650	10600.	69	18827	No
89	GOM_NL__2PRFIN20051006_091024_000000352041_00236_18827_7353.N1	06-OCT-2005 09:10:24	Bright	34.500	174	52Psi UMa	3.0040	4400.0	69	18827	No
90	GOM_NL__2PRFIN20051006_091750_000000332041_00236_18827_7354.N1	06-OCT-2005 09:17:50	Bright	32.500	51	41Gam1Leo	2.0100	4500.0	65	18827	No
91	GOM_NL__2PRFIN20051006_093639_000000442041_00236_18827_7355.N1	06-OCT-2005 09:36:39	Dark	44.000	65	Lam Vel	2.2040	4400.0	88	18827	No
92	GOM_NL__2PRFIN20051006_093954_000000402041_00236_18827_7356.N1	06-OCT-2005 09:39:54	Dark	39.500	46	Del Vel	1.9540	10600.	79	18827	No
93	GOM_NL__2PRFIN20051006_094252_000000392041_00237_18828_7342.N1	06-OCT-2005 09:42:52	Dark	39.000	29	Bet Car	1.6720	10200.	78	18828	No
94	GOM_NL__2PRFIN20051006_095341_000000392041_00237_18828_7343.N1	06-OCT-2005 09:53:41	Dark	38.500	143	Alp Hyi	2.8570	7200.0	77	18828	No
95	GOM_NL__2PRFIN20051006_095508_000000512041_00237_18828_7344.N1	06-OCT-2005 09:55:08	Dark	51.000	9	Alp Eri	0.45300	24000.	102	18828	No
96	GOM_NL__2PRFIN20051006_100022_000000412041_00237_18828_7345.N1	06-OCT-2005 10:00:22	Straylight	40.500	84	Alp Phe	2.3970	4500.0	81	18828	No
97	GOM_NL__2PRFIN20051006_101715_000000362041_00237_18828_7346.N1	06-OCT-2005 10:17:15	Bright	35.500	90	54Alp Peg	2.4870	11000.	71	18828	No
98	GOM_NL__2PRFIN20051006_102050_000000352041_00237_18828_7347.N1	06-OCT-2005 10:20:50	Bright	35.000	93	53Bet Peg	2.5200	3100.0	70	18828	No
99	GOM_NL__2PRFIN20051006_103117_000000362041_00237_18828_7348.N1	06-OCT-2005 10:31:17	Bright	35.500	89	5Alp Cep	2.4510	8000.0	71	18828	No
100	GOM_NL__2PRFIN20051006_103807_000000362041_00237_18828_7349.N1	06-OCT-2005 10:38:07	Bright	35.500	49	1Alp UMi	1.9900	6300.0	71	18828	No
101	GOM_NL__2PRFIN20051006_104033_000000372041_00237_18828_7350.N1	06-OCT-2005 10:40:33	Bright	36.500	60	7Bet UMi	2.0810	3950.0	73	18828	No

102	GOM_NL__2PRFIN20051006_104613_000000382041_00237_18828_7351.N1	06-OCT-2005 10:46:13	Bright	37.500	36	50Alp UMa	1.8000	6300.0	75	18828	No
103	GOM_NL__2PRFIN20051006_104744_000000332041_00237_18828_7352.N1	06-OCT-2005 10:47:44	Bright	33.000	82	48Bet UMa	2.3650	10600.	66	18828	No
104	GOM_NL__2PRFIN20051006_105101_000000332041_00237_18828_7353.N1	06-OCT-2005 10:51:01	Bright	33.000	174	52Psi UMa	3.0040	4400.0	66	18828	No
105	GOM_NL__2PRFIN20051006_105826_000000342041_00237_18828_7354.N1	06-OCT-2005 10:58:26	Bright	34.000	51	41Gam1Leo	2.0100	4500.0	68	18828	No
106	GOM_NL__2PRFIN20051006_111715_000000472041_00237_18828_7355.N1	06-OCT-2005 11:17:15	Dark	47.000	65	Lam Vel	2.2040	4400.0	94	18828	No
107	GOM_NL__2PRFIN20051006_112030_000000382041_00237_18828_7356.N1	06-OCT-2005 11:20:30	Dark	38.000	46	Del Vel	1.9540	10600.	76	18828	No
108	GOM_NL__2PRFIN20051006_112205_000000502041_00238_18829_7362.N1	06-OCT-2005 11:22:05	Dark	49.500	41	Eps Car	1.8600	4100.0	99	18829	No
109	GOM_NL__2PRFIN20051006_112328_000000452041_00238_18829_7363.N1	06-OCT-2005 11:23:28	Dark	44.500	29	Bet Car	1.6720	10200.	89	18829	No
110	GOM_NL__2PRFIN20051006_113417_000000402041_00238_18829_7364.N1	06-OCT-2005 11:34:17	Dark	39.500	143	Alp Hyi	2.8570	7200.0	79	18829	No
111	GOM_NL__2PRFIN20051006_113544_000000522041_00238_18829_7365.N1	06-OCT-2005 11:35:44	Dark	52.000	9	Alp Eri	0.45300	24000.	104	18829	No
112	GOM_NL__2PRFIN20051006_114058_000000432041_00238_18829_7366.N1	06-OCT-2005 11:40:58	Straylight	42.500	84	Alp Phe	2.3970	4500.0	85	18829	No
113	GOM_NL__2PRFIN20051006_115750_000000362041_00238_18829_7367.N1	06-OCT-2005 11:57:50	Bright	36.000	90	54Alp Peg	2.4870	11000.	72	18829	No
114	GOM_NL__2PRFIN20051006_120125_000000362041_00238_18829_7368.N1	06-OCT-2005 12:01:25	Bright	36.000	93	53Bet Peg	2.5200	3100.0	72	18829	No
115	GOM_NL__2PRFIN20051006_121153_000000362041_00238_18829_7369.N1	06-OCT-2005 12:11:53	Bright	36.000	89	5Alp Cep	2.4510	8000.0	72	18829	No
116	GOM_NL__2PRFIN20051006_121843_000000362041_00238_18829_7370.N1	06-OCT-2005 12:18:43	Bright	35.500	49	1Alp UMi	1.9900	6300.0	71	18829	No
117	GOM_NL__2PRFIN20051006_122109_000000372041_00238_18829_7371.N1	06-OCT-2005 12:21:09	Bright	36.500	60	7Bet UMi	2.0810	3950.0	73	18829	No
118	GOM_NL__2PRFIN20051006_122649_000000352041_00238_18829_7372.N1	06-OCT-2005 12:26:49	Bright	35.000	36	50Alp UMa	1.8000	6300.0	70	18829	No
119	GOM_NL__2PRFIN20051006_122820_000000362041_00238_18829_7373.N1	06-OCT-2005 12:28:20	Bright	36.000	82	48Bet UMa	2.3650	10600.	72	18829	No
120	GOM_NL__2PRFIN20051006_123136_000000352041_00238_18829_7374.N1	06-OCT-2005 12:31:36	Bright	35.000	174	52Psi UMa	3.0040	4400.0	70	18829	No
121	GOM_NL__2PRFIN20051006_123902_000000352041_00238_18829_7375.N1	06-OCT-2005 12:39:02	Bright	34.500	51	41Gam1Leo	2.0100	4500.0	69	18829	No
122	GOM_NL__2PRFIN20051006_125751_000000502041_00238_18829_7376.N1	06-OCT-2005 12:57:51	Dark	50.000	65	Lam Vel	2.2040	4400.0	100	18829	No
123	GOM_NL__2PRFIN20051006_130106_000000392041_00238_18829_7377.N1	06-OCT-2005 13:01:06	Dark	39.000	46	Del Vel	1.9540	10600.	78	18829	No
124	GOM_NL__2PRFIN20051006_130241_000000452041_00239_18830_7362.N1	06-OCT-2005 13:02:41	Dark	44.500	41	Eps Car	1.8600	4100.0	89	18830	No
125	GOM_NL__2PRFIN20051006_130404_000000372041_00239_18830_7363.N1	06-OCT-2005 13:04:04	Dark	37.000	29	Bet Car	1.6720	10200.	74	18830	No
126	GOM_NL__2PRFIN20051006_131453_000000392041_00239_18830_7364.N1	06-OCT-2005 13:14:53	Dark	39.000	143	Alp Hyi	2.8570	7200.0	78	18830	No
127	GOM_NL__2PRFIN20051006_131621_000000442041_00239_18830_7365.N1	06-OCT-2005 13:16:21	Dark	43.500	9	Alp Eri	0.45300	24000.	87	18830	No
128	GOM_NL__2PRFIN20051006_132134_000000432041_00239_18830_7366.N1	06-OCT-2005 13:21:34	Straylight	43.000	84	Alp Phe	2.3970	4500.0	86	18830	No
129	GOM_NL__2PRFIN20051006_133826_000000352041_00239_18830_7367.N1	06-OCT-2005 13:38:26	Bright	35.000	90	54Alp Peg	2.4870	11000.	70	18830	No
130	GOM_NL__2PRFIN20051006_134201_000000362041_00239_18830_7368.N1	06-OCT-2005 13:42:01	Bright	35.500	93	53Bet Peg	2.5200	3100.0	71	18830	No
131	GOM_NL__2PRFIN20051006_135229_000000352041_00239_18830_7369.N1	06-OCT-2005 13:52:29	Bright	35.000	89	5Alp Cep	2.4510	8000.0	70	18830	No
132	GOM_NL__2PRFIN20051006_135919_000000362041_00239_18830_7370.N1	06-OCT-2005 13:59:19	Bright	36.000	49	1Alp UMi	1.9900	6300.0	72	18830	No
133	GOM_NL__2PRFIN20051006_140145_000000362041_00239_18830_7371.N1	06-OCT-2005 14:01:45	Bright	36.000	60	7Bet UMi	2.0810	3950.0	72	18830	No
134	GOM_NL__2PRFIN20051006_140725_000000352041_00239_18830_7372.N1	06-OCT-2005 14:07:25	Bright	34.500	36	50Alp UMa	1.8000	6300.0	69	18830	No
135	GOM_NL__2PRFIN20051006_140856_000000342041_00239_18830_7373.N1	06-OCT-2005 14:08:56	Bright	33.500	82	48Bet UMa	2.3650	10600.	67	18830	No
136	GOM_NL__2PRFIN20051006_141213_000000332041_00239_18830_7374.N1	06-OCT-2005 14:12:13	Bright	33.000	174	52Psi UMa	3.0040	4400.0	66	18830	No
137	GOM_NL__2PRFIN20051006_141938_000000352041_00239_18830_7375.N1	06-OCT-2005 14:19:38	Bright	34.500	51	41Gam1Leo	2.0100	4500.0	69	18830	No
138	GOM_NL__2PRFIN20051006_143828_000000472041_00239_18830_7376.N1	06-OCT-2005 14:38:28	Dark	47.000	65	Lam Vel	2.2040	4400.0	94	18830	No
139	GOM_NL__2PRFIN20051006_144143_000000382041_00239_18830_7377.N1	06-OCT-2005 14:41:43	Dark	38.000	46	Del Vel	1.9540	10600.	76	18830	No
140	GOM_NL__2PRFIN20051006_144318_000000402041_00240_18831_7362.N1	06-OCT-2005 14:43:18	Dark	40.000	41	Eps Car	1.8600	4100.0	80	18831	No
141	GOM_NL__2PRFIN20051006_144441_000000462041_00240_18831_7363.N1	06-OCT-2005 14:44:41	Dark	45.500	29	Bet Car	1.6720	10200.	91	18831	No
142	GOM_NL__2PRFIN20051006_145529_000000382041_00240_18831_7364.N1	06-OCT-2005 14:55:29	Dark	38.000	143	Alp Hyi	2.8570	7200.0	76	18831	No
143	GOM_NL__2PRFIN20051006_145657_000000482041_00240_18831_7365.N1	06-OCT-2005 14:56:57	Dark	47.500	9	Alp Eri	0.45300	24000.	95	18831	No
144	GOM_NL__2PRFIN20051006_150210_000000422041_00240_18831_7366.N1	06-OCT-2005 15:02:10	Straylight	42.000	84	Alp Phe	2.3970	4500.0	84	18831	No
145	GOM_NL__2PRFIN20051006_151902_000000372041_00240_18831_7367.N1	06-OCT-2005 15:19:02	Bright	36.500	90	54Alp Peg	2.4870	11000.	73	18831	No
146	GOM_NL__2PRFIN20051006_152237_000000372041_00240_18831_7368.N1	06-OCT-2005 15:22:37	Bright	36.500	93	53Bet Peg	2.5200	3100.0	73	18831	No
147	GOM_NL__2PRFIN20051006_153306_000000342041_00240_18831_7369.N1	06-OCT-2005 15:33:06	Bright	34.000	89	5Alp Cep	2.4510	8000.0	68	18831	No
148	GOM_NL__2PRFIN20051006_153955_000000362041_00240_18831_7370.N1	06-OCT-2005 15:39:55	Bright	35.500	49	1Alp UMi	1.9900	6300.0	71	18831	No
149	GOM_NL__2PRFIN20051006_154221_000000362041_00240_18831_7371.N1	06-OCT-2005 15:42:21	Bright	36.000	60	7Bet UMi	2.0810	3950.0	72	18831	No
150	GOM_NL__2PRFIN20051006_154801_000000362041_00240_18831_7372.N1	06-OCT-2005 15:48:01	Bright	36.000	36	50Alp UMa	1.8000	6300.0	72	18831	No
151	GOM_NL__2PRFIN20051006_154932_000000352041_00240_18831_7373.N1	06-OCT-2005 15:49:32	Bright	34.500	82	48Bet UMa	2.3650	10600.	69	18831	No
152	GOM_NL__2PRFIN20051006_155249_000000332041_00240_18831_7374.N1	06-OCT-2005 15:52:49	Bright	32.500	174	52Psi UMa	3.0040	4400.0	65	18831	No
153	GOM_NL__2PRFIN20051006_160015_000000352041_00240_18831_7375.N1	06-OCT-2005 16:00:15	Bright	34.500	51	41Gam1Leo	2.0100	4500.0	69	18831	No
154	GOM_NL__2PRFIN20051006_161904_000000412041_00240_18831_7376.N1	06-OCT-2005 16:19:04	Dark	40.500	65	Lam Vel	2.2040	4400.0	81	18831	No
155	GOM_NL__2PRFIN20051006_162219_000000452041_00240_18831_7377.N1	06-OCT-2005 16:22:19	Dark	45.000	46	Del Vel	1.9540	10600.	90	18831	No
156	GOM_NL__2PRFIN20051006_162354_000000512041_00241_18832_7362.N1	06-OCT-2005 16:23:54	Dark	51.000	41	Eps Car	1.8600	4100.0	102	18832	No
157	GOM_NL__2PRFIN20051006_162517_000000402041_00241_18832_7363.N1	06-OCT-2005 16:25:17	Dark	40.000	29	Bet Car	1.6720	10200.	80	18832	No
158	GOM_NL__2PRFIN20051006_163606_000000402041_00241_18832_7364.N1	06-OCT-2005 16:36:06	Dark	40.000	143	Alp Hyi	2.8570	7200.0	80	18832	No
159	GOM_NL__2PRFIN20051006_163733_000000402041_00241_18832_7365.N1	06-OCT-2005 16:37:33	Dark	39.500	9	Alp Eri	0.45300	24000.	79	18832	No
160	GOM_NL__2PRFIN20051006_164247_000000412041_00241_18832_7366.N1	06-OCT-2005 16:42:47	Straylight	40.500	84	Alp Phe	2.3970	4500.0	81	18832	No

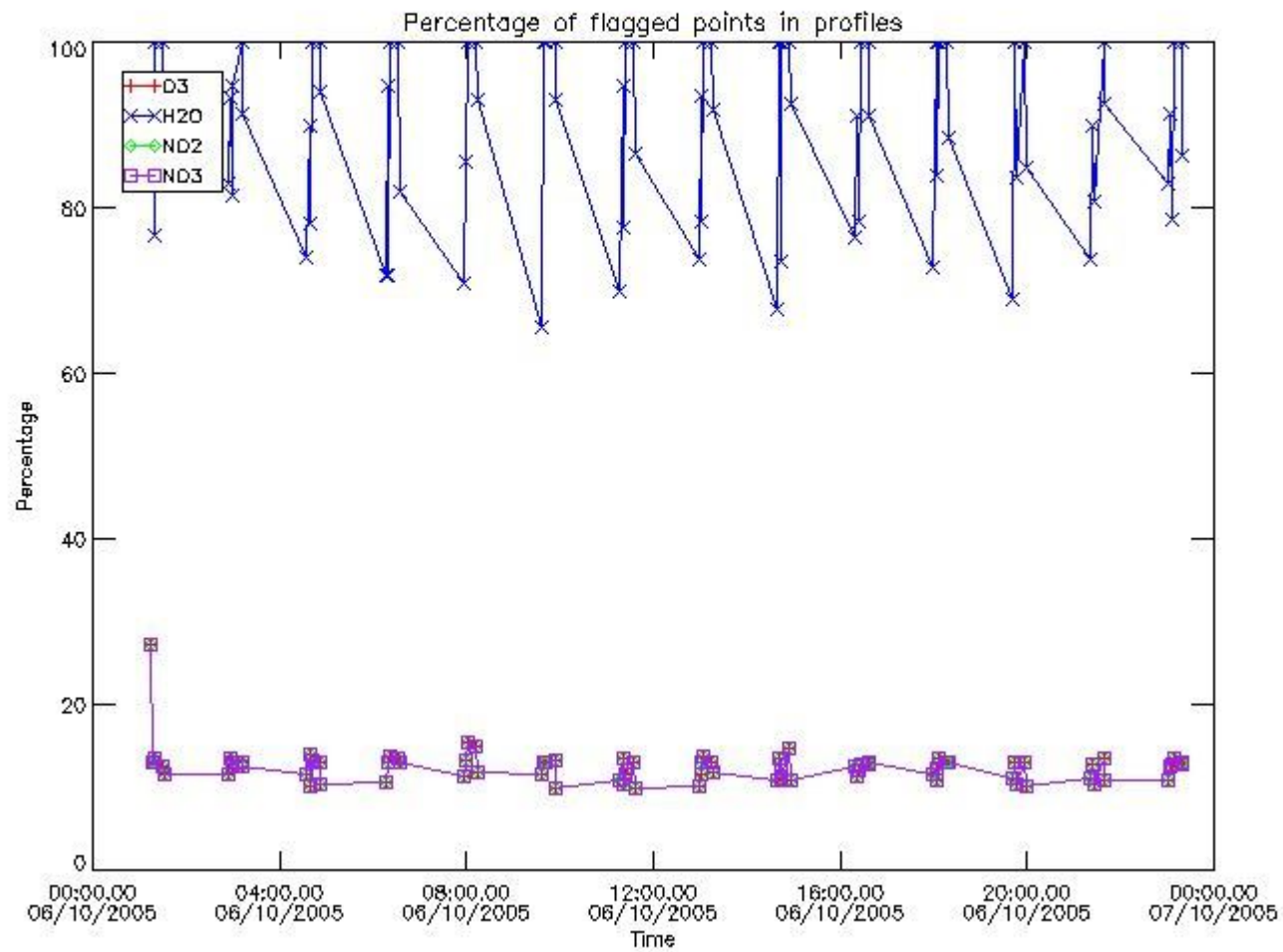
161	GOM_NL__2PRFIN20051006_165939_000000362041_00241_18832_7367.N1	06-OCT-2005 16:59:39	Bright	36.000	90	54Alp Peg	2.4870	11000.	72	18832	No
162	GOM_NL__2PRFIN20051006_170314_000000372041_00241_18832_7368.N1	06-OCT-2005 17:03:14	Bright	37.000	93	53Bet Peg	2.5200	3100.0	74	18832	No
163	GOM_NL__2PRFIN20051006_171342_000000342041_00241_18832_7369.N1	06-OCT-2005 17:13:42	Bright	34.000	89	5Alp Cep	2.4510	8000.0	68	18832	No
164	GOM_NL__2PRFIN20051006_172031_000000362041_00241_18832_7370.N1	06-OCT-2005 17:20:31	Bright	35.500	49	1Alp UMi	1.9900	6300.0	71	18832	No
165	GOM_NL__2PRFIN20051006_172257_000000362041_00241_18832_7371.N1	06-OCT-2005 17:22:57	Bright	35.500	60	7Bet UMi	2.0810	3950.0	71	18832	No
166	GOM_NL__2PRFIN20051006_172837_000000342041_00241_18832_7372.N1	06-OCT-2005 17:28:37	Bright	34.000	36	50Alp UMa	1.8000	6300.0	68	18832	No
167	GOM_NL__2PRFIN20051006_173008_000000352041_00241_18832_7373.N1	06-OCT-2005 17:30:08	Bright	35.000	82	48Bet UMa	2.3650	10600.	70	18832	No
168	GOM_NL__2PRFIN20051006_173325_000000352041_00241_18832_7374.N1	06-OCT-2005 17:33:25	Bright	34.500	174	52Psi UMa	3.0040	4400.0	69	18832	No
169	GOM_NL__2PRFIN20051006_174051_000000342041_00241_18832_7375.N1	06-OCT-2005 17:40:51	Bright	34.000	51	41Gam1Leo	2.0100	4500.0	68	18832	No
170	GOM_NL__2PRFIN20051006_175941_000000452041_00241_18832_7376.N1	06-OCT-2005 17:59:41	Dark	44.500	65	Lam Vel	2.2040	4400.0	89	18832	No
171	GOM_NL__2PRFIN20051006_180256_000000422041_00241_18832_7377.N1	06-OCT-2005 18:02:56	Dark	41.500	46	Del Vel	1.9540	10600.	83	18832	No
172	GOM_NL__2PRFIN20051006_180431_000000472041_00242_18833_7362.N1	06-OCT-2005 18:04:31	Dark	47.000	41	Eps Car	1.8600	4100.0	94	18833	No
173	GOM_NL__2PRFIN20051006_180553_000000382041_00242_18833_7363.N1	06-OCT-2005 18:05:53	Dark	37.500	29	Bet Car	1.6720	10200.	75	18833	No
174	GOM_NL__2PRFIN20051006_181642_000000402041_00242_18833_7364.N1	06-OCT-2005 18:16:42	Dark	39.500	143	Alp Hyi	2.8570	7200.0	79	18833	No
175	GOM_NL__2PRFIN20051006_181810_000000392041_00242_18833_7365.N1	06-OCT-2005 18:18:10	Dark	38.500	9	Alp Eri	0.45300	24000.	77	18833	No
176	GOM_NL__2PRFIN20051006_182323_000000432041_00242_18833_7366.N1	06-OCT-2005 18:23:23	Straylight	43.000	84	Alp Phe	2.3970	4500.0	86	18833	No
177	GOM_NL__2PRFIN20051006_184015_000000372041_00242_18833_7367.N1	06-OCT-2005 18:40:15	Bright	36.500	90	54Alp Peg	2.4870	11000.	73	18833	No
178	GOM_NL__2PRFIN20051006_184350_000000382041_00242_18833_7368.N1	06-OCT-2005 18:43:50	Bright	37.500	93	53Bet Peg	2.5200	3100.0	75	18833	No
179	GOM_NL__2PRFIN20051006_185418_000000362041_00242_18833_7369.N1	06-OCT-2005 18:54:18	Bright	35.500	89	5Alp Cep	2.4510	8000.0	71	18833	No
180	GOM_NL__2PRFIN20051006_190107_000000352041_00242_18833_7370.N1	06-OCT-2005 19:01:07	Bright	35.000	49	1Alp UMi	1.9900	6300.0	70	18833	No
181	GOM_NL__2PRFIN20051006_190334_000000362041_00242_18833_7371.N1	06-OCT-2005 19:03:34	Bright	36.000	60	7Bet UMi	2.0810	3950.0	72	18833	No
182	GOM_NL__2PRFIN20051006_190913_000000382041_00242_18833_7372.N1	06-OCT-2005 19:09:13	Bright	37.500	36	50Alp UMa	1.8000	6300.0	75	18833	No
183	GOM_NL__2PRFIN20051006_191044_000000442041_00242_18833_7373.N1	06-OCT-2005 19:10:44	Bright	43.500	82	48Bet UMa	2.3650	10600.	87	18833	No
184	GOM_NL__2PRFIN20051006_191401_000000352041_00242_18833_7374.N1	06-OCT-2005 19:14:01	Bright	34.500	174	52Psi UMa	3.0040	4400.0	69	18833	No
185	GOM_NL__2PRFIN20051006_192127_000000352041_00242_18833_7375.N1	06-OCT-2005 19:21:27	Bright	34.500	51	41Gam1Leo	2.0100	4500.0	69	18833	No
186	GOM_NL__2PRFIN20051006_194017_000000462041_00242_18833_7376.N1	06-OCT-2005 19:40:17	Dark	45.500	65	Lam Vel	2.2040	4400.0	91	18833	No
187	GOM_NL__2PRFIN20051006_194332_000000402041_00242_18833_7377.N1	06-OCT-2005 19:43:32	Dark	39.500	46	Del Vel	1.9540	10600.	79	18833	No
188	GOM_NL__2PRFIN20051006_194507_000000492041_00243_18834_7362.N1	06-OCT-2005 19:45:07	Dark	49.000	41	Eps Car	1.8600	4100.0	98	18834	No
189	GOM_NL__2PRFIN20051006_195718_000000392041_00243_18834_7363.N1	06-OCT-2005 19:57:18	Dark	39.000	143	Alp Hyi	2.8570	7200.0	78	18834	No
190	GOM_NL__2PRFIN20051006_195846_000000502041_00243_18834_7364.N1	06-OCT-2005 19:58:46	Dark	49.500	9	Alp Eri	0.45300	24000.	99	18834	No
191	GOM_NL__2PRFIN20051006_200359_000000442041_00243_18834_7365.N1	06-OCT-2005 20:03:59	Straylight	43.500	84	Alp Phe	2.3970	4500.0	87	18834	No
192	GOM_NL__2PRFIN20051006_202051_000000362041_00243_18834_7366.N1	06-OCT-2005 20:20:51	Bright	36.000	90	54Alp Peg	2.4870	11000.	72	18834	No
193	GOM_NL__2PRFIN20051006_202426_000000372041_00243_18834_7367.N1	06-OCT-2005 20:24:26	Bright	37.000	93	53Bet Peg	2.5200	3100.0	74	18834	No
194	GOM_NL__2PRFIN20051006_203454_000000372041_00243_18834_7368.N1	06-OCT-2005 20:34:54	Bright	36.500	89	5Alp Cep	2.4510	8000.0	73	18834	No
195	GOM_NL__2PRFIN20051006_204143_000000362041_00243_18834_7369.N1	06-OCT-2005 20:41:43	Bright	35.500	49	1Alp UMi	1.9900	6300.0	71	18834	No
196	GOM_NL__2PRFIN20051006_204410_000000362041_00243_18834_7370.N1	06-OCT-2005 20:44:10	Bright	36.000	60	7Bet UMi	2.0810	3950.0	72	18834	No
197	GOM_NL__2PRFIN20051006_204949_000000352041_00243_18834_7371.N1	06-OCT-2005 20:49:49	Bright	34.500	36	50Alp UMa	1.8000	6300.0	69	18834	No
198	GOM_NL__2PRFIN20051006_205120_000000332041_00243_18834_7372.N1	06-OCT-2005 20:51:20	Bright	33.000	82	48Bet UMa	2.3650	10600.	66	18834	No
199	GOM_NL__2PRFIN20051006_205437_000000342041_00243_18834_7373.N1	06-OCT-2005 20:54:37	Bright	33.500	174	52Psi UMa	3.0040	4400.0	67	18834	No
200	GOM_NL__2PRFIN20051006_210203_000000342041_00243_18834_7374.N1	06-OCT-2005 21:02:03	Bright	34.000	51	41Gam1Leo	2.0100	4500.0	68	18834	No
201	GOM_NL__2PRFIN20051006_212053_000000462041_00243_18834_7375.N1	06-OCT-2005 21:20:53	Dark	46.000	65	Lam Vel	2.2040	4400.0	92	18834	No
202	GOM_NL__2PRFIN20051006_212408_000000402041_00243_18834_7376.N1	06-OCT-2005 21:24:08	Dark	40.000	46	Del Vel	1.9540	10600.	80	18834	No
203	GOM_NL__2PRFIN20051006_212543_000000502041_00244_18835_7362.N1	06-OCT-2005 21:25:43	Dark	49.500	41	Eps Car	1.8600	4100.0	99	18835	No
204	GOM_NL__2PRFIN20051006_213755_000000382041_00244_18835_7363.N1	06-OCT-2005 21:37:55	Dark	38.000	143	Alp Hyi	2.8570	7200.0	76	18835	No
205	GOM_NL__2PRFIN20051006_213922_000000472041_00244_18835_7364.N1	06-OCT-2005 21:39:22	Dark	47.000	9	Alp Eri	0.45300	24000.	94	18835	No
206	GOM_NL__2PRFIN20051006_214435_000000432041_00244_18835_7365.N1	06-OCT-2005 21:44:35	Straylight	43.000	84	Alp Phe	2.3970	4500.0	86	18835	No
207	GOM_NL__2PRFIN20051006_220127_000000362041_00244_18835_7366.N1	06-OCT-2005 22:01:27	Bright	35.500	90	54Alp Peg	2.4870	11000.	71	18835	No
208	GOM_NL__2PRFIN20051006_220502_000000372041_00244_18835_7367.N1	06-OCT-2005 22:05:02	Bright	36.500	93	53Bet Peg	2.5200	3100.0	73	18835	No
209	GOM_NL__2PRFIN20051006_221530_000000362041_00244_18835_7368.N1	06-OCT-2005 22:15:30	Bright	35.500	89	5Alp Cep	2.4510	8000.0	71	18835	No
210	GOM_NL__2PRFIN20051006_222219_000000372041_00244_18835_7369.N1	06-OCT-2005 22:22:19	Bright	36.500	49	1Alp UMi	1.9900	6300.0	73	18835	No
211	GOM_NL__2PRFIN20051006_222446_000000342041_00244_18835_7370.N1	06-OCT-2005 22:24:46	Bright	34.000	60	7Bet UMi	2.0810	3950.0	68	18835	No
212	GOM_NL__2PRFIN20051006_223025_000000382041_00244_18835_7371.N1	06-OCT-2005 22:30:25	Bright	37.500	36	50Alp UMa	1.8000	6300.0	75	18835	No
213	GOM_NL__2PRFIN20051006_223156_000000362041_00244_18835_7372.N1	06-OCT-2005 22:31:56	Bright	35.500	82	48Bet UMa	2.3650	10600.	71	18835	No
214	GOM_NL__2PRFIN20051006_223513_000000432041_00244_18835_7373.N1	06-OCT-2005 22:35:13	Bright	42.500	174	52Psi UMa	3.0040	4400.0	85	18835	No
215	GOM_NL__2PRFIN20051006_224239_000000352041_00244_18835_7374.N1	06-OCT-2005 22:42:39	Bright	35.000	51	41Gam1Leo	2.0100	4500.0	70	18835	No
216	GOM_NL__2PRFIN20051006_230130_000000472041_00244_18835_7375.N1	06-OCT-2005 23:01:30	Dark	47.000	65	Lam Vel	2.2040	4400.0	94	18835	No
217	GOM_NL__2PRFIN20051006_230444_000000412041_00244_18835_7376.N1	06-OCT-2005 23:04:44	Dark	40.500	46	Del Vel	1.9540	10600.	81	18835	No
218	GOM_NL__2PRFIN20051006_230619_000000402041_00245_18836_7362.N1	06-OCT-2005 23:06:19	Dark	40.000	41	Eps Car	1.8600	4100.0	80	18836	No
219	GOM_NL__2PRFIN20051006_230741_000000382041_00245_18836_7363.N1	06-OCT-2005 23:07:41	Dark	38.000	29	Bet Car	1.6720	10200.	76	18836	No

220	GOM_NL__2PRFIN20051006_231831_000000392041_00245_18836_7364.N1	06-OCT-2005 23:18:31	Dark	39.000	143	Alp Hyi	2.8570	7200.0	78	18836	No
221	GOM_NL__2PRFIN20051006_231958_000000442041_00245_18836_7365.N1	06-OCT-2005 23:19:58	Dark	44.000	9	Alp Eri	0.45300	24000.	88	18836	No
222	GOM_NL__2PRFIN20051006_232511_000000422041_00245_18836_7366.N1	06-OCT-2005 23:25:11	Straylight	41.500	84	Alp Phe	2.3970	4500.0	83	18836	No
223	GOM_NL__2PRFIN20051006_234203_000000352041_00245_18836_7367.N1	06-OCT-2005 23:42:03	Bright	35.000	90	54Alp Peg	2.4870	11000.	70	18836	No
224	GOM_NL__2PRFIN20051006_234538_000000392041_00245_18836_7368.N1	06-OCT-2005 23:45:38	Bright	38.500	93	53Bet Peg	2.5200	3100.0	77	18836	No
225	GOM_NL__2PRFIN20051006_235607_000000362041_00245_18836_7369.N1	06-OCT-2005 23:56:07	Bright	36.000	89	5Alp Cep	2.4510	8000.0	72	18836	No

3. Quality information per product

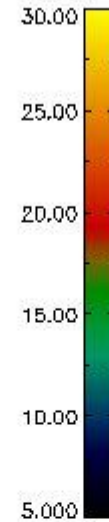
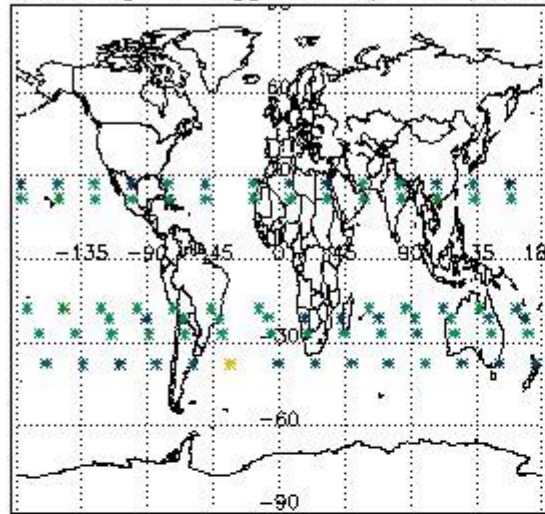
In this section it is plotted some information contained in the Quality Summary data set of the level 2 products. Only products in dark limb conditions and without errors (error flag in the MPH set to "0") are used.

3.1 Plot quality information per product (time dependant)

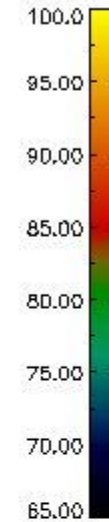
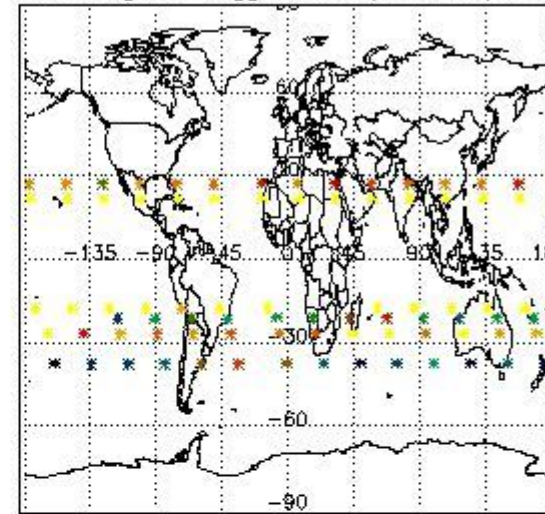


3.2 Plot quality information per product (world map)


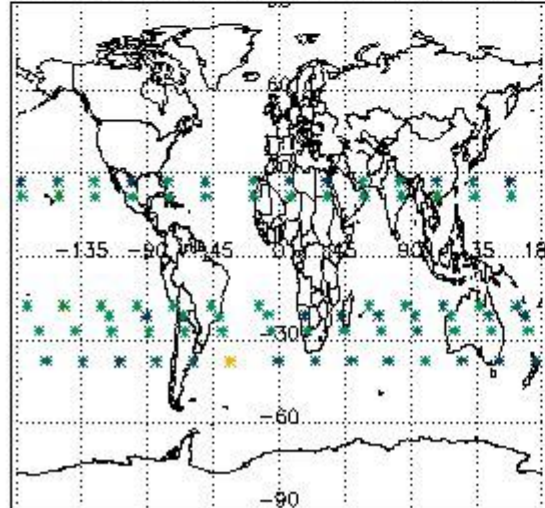
Percentage of flagged data per O3 profile



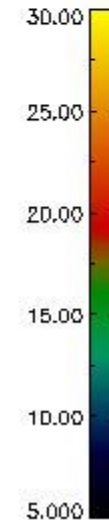
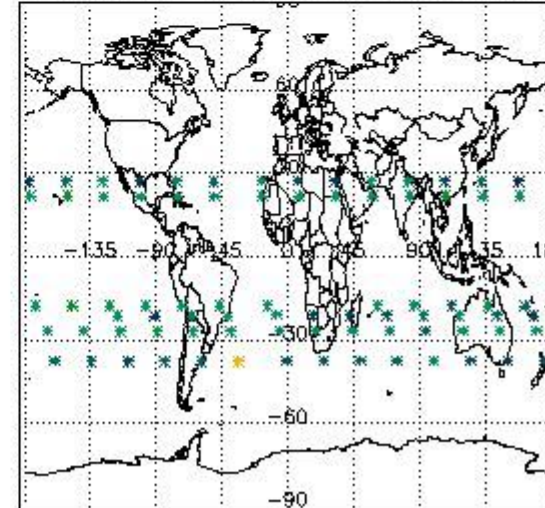
Percentage of flagged data per H2O profile



Percentage of flagged data per NO2 profile



Percentage of flagged data per NO3 profile

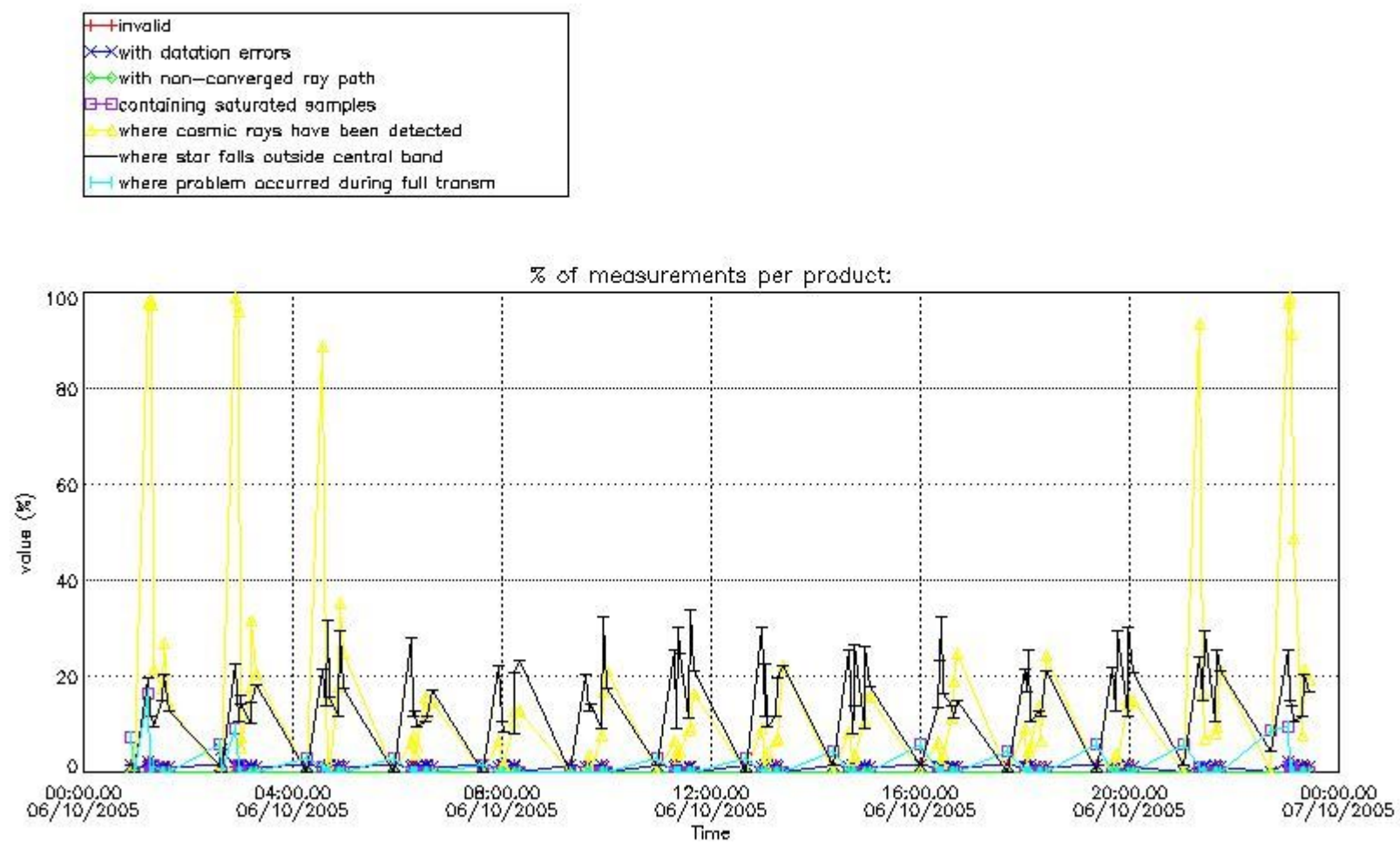


4. Level 1 quality information per product

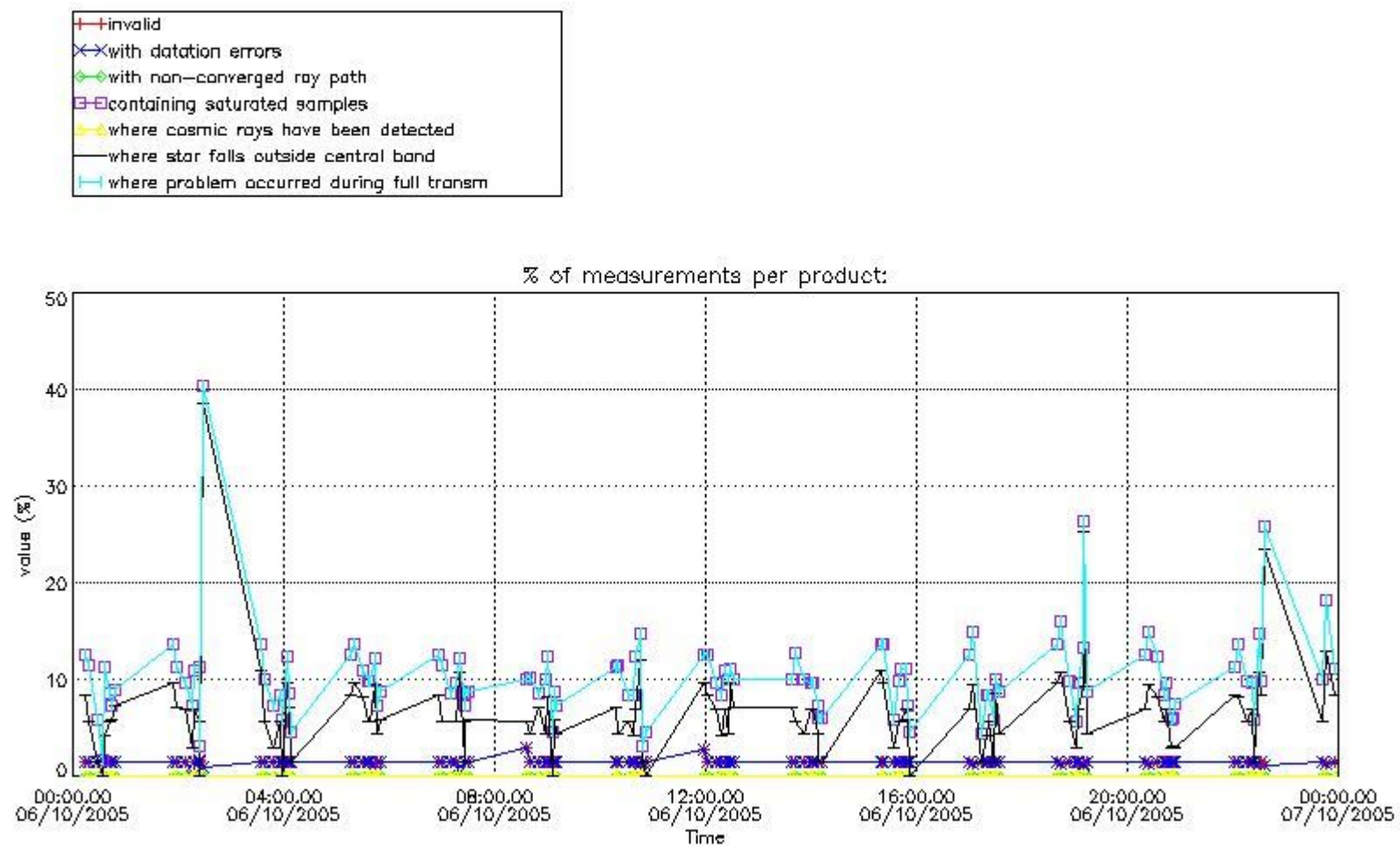
In this section it is plotted some information contained in the Quality Summary data set of the level 2 products that comes from the level 1b processing. Products without errors (error flag in the MPH set to "0") are used.

4.1 Plot quality information per product (time dependant) coming from level 1b processing

4.1.1 Plot level 1 quality information per product (time dependant): ENVISAT ASCENDING passes



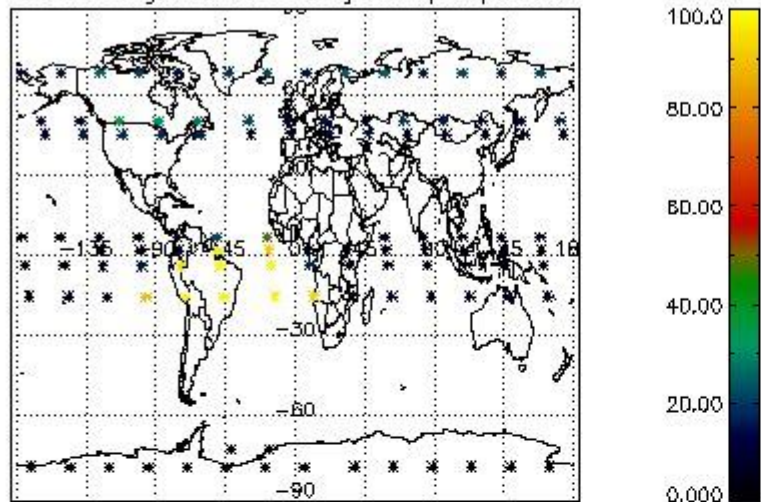
4.1.2 Plot level 1 quality information per product (time dependant): ENVI SAT DESCENDING passes



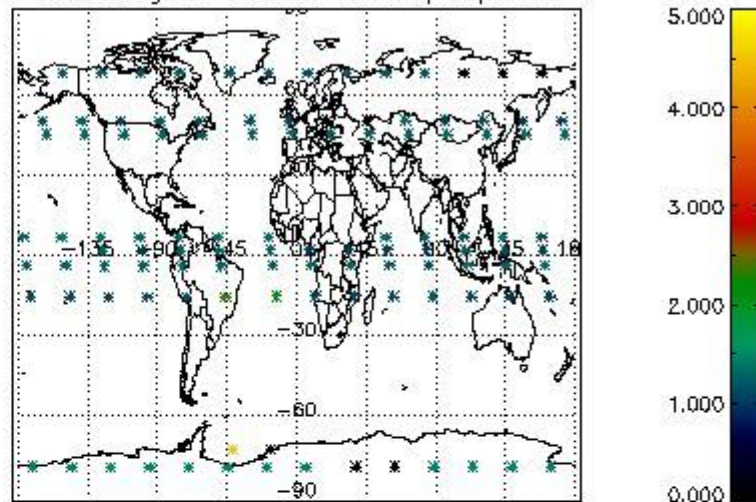
4.2 Plot quality information per product coming from level 1b processing (world map)

4.2.1 Plot level 1 quality information per product (world map): ENVISAT ASCENDING passes

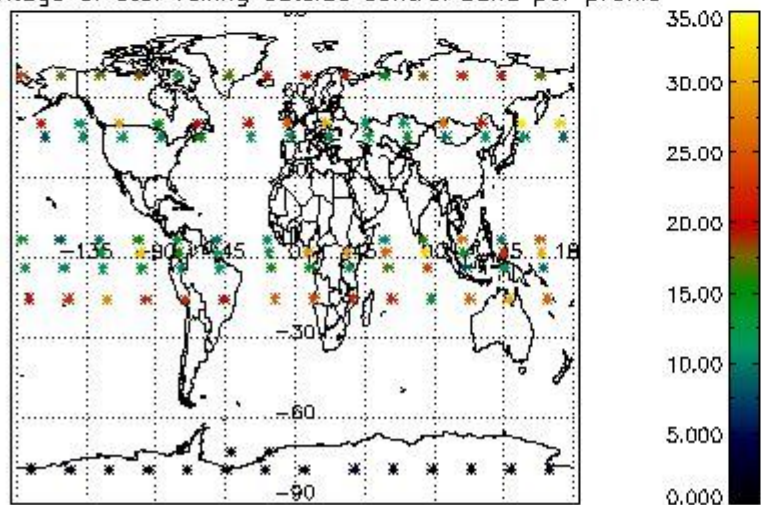
Percentage of cosmic ray hits per profile



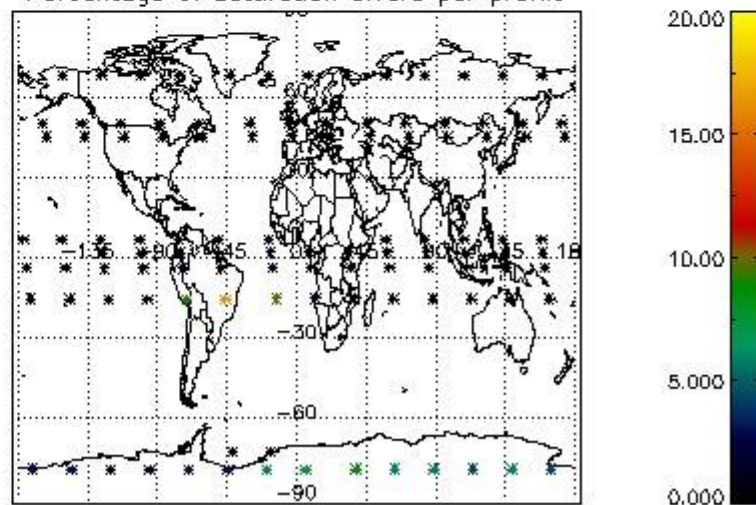
Percentage of datation errors per profile



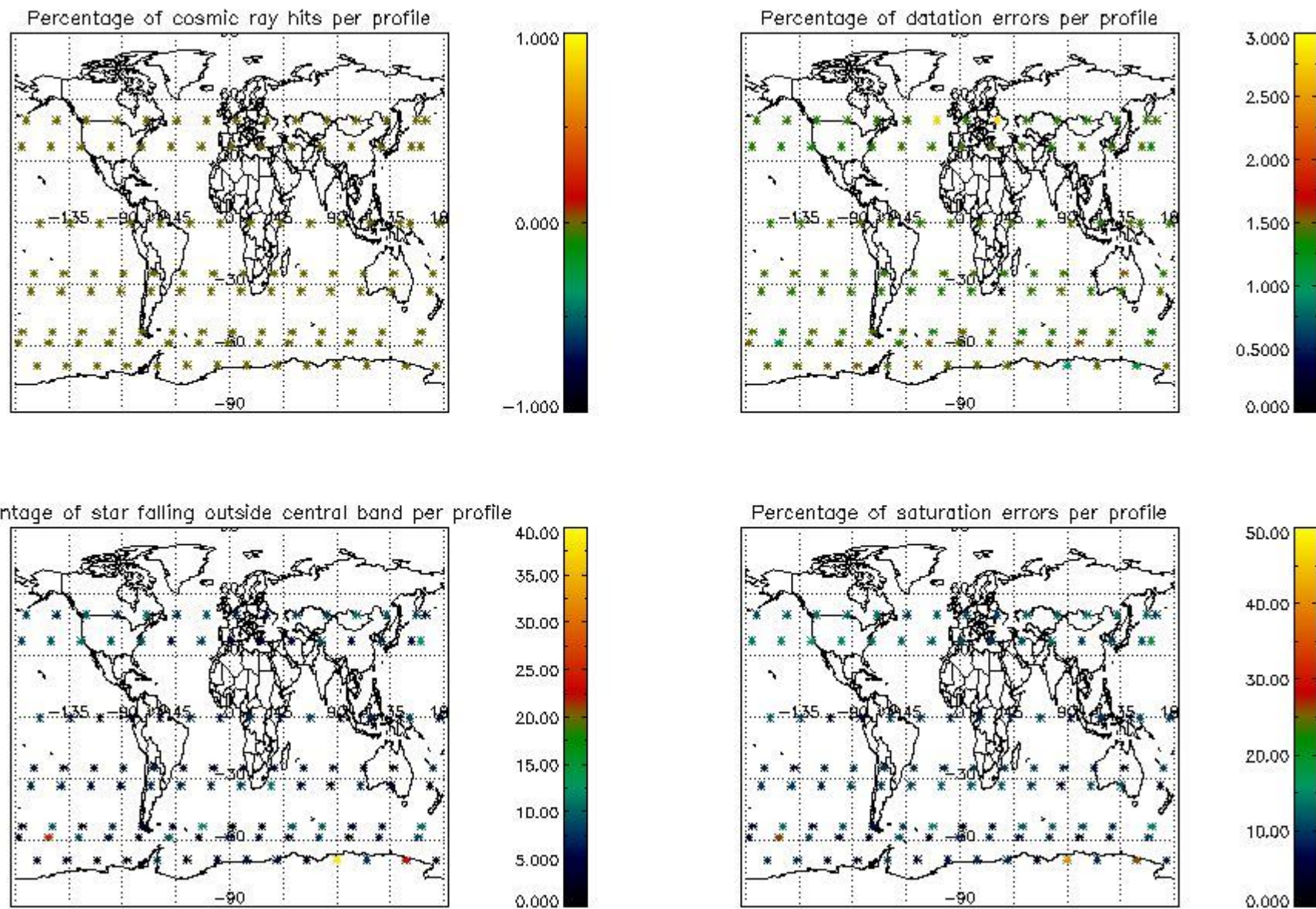
Percentage of star falling outside central band per profile



Percentage of saturation errors per profile



4.2.2 Plot level 1 quality information per product (world map): ENVISAT DESCENDING passes



5. Trace gas profiles

5.1 Ozone statistics based on quality of products

The final quality of the products can be "measured" using the STD (Standard Deviation) attached to every point profile. This information is written to the parameter GOM_NL__2P/NL_LOCAL_SPECIES_DENSITY/o3_std of the level 2 products. The table below shows the statistics for given STD ranges.

The statistics are given with respect to the overall valid production:

- Products without fatal errors: GOM_NL__2P/MPH/PRODUCT_ERR=0
- Valid point profile: GOM_NL__2P/NL_LOCAL_SPECIES_DENSITY/pcd(0)=0

The 'Criteria' is applied to valid points of dark limb products:

- Products in dark limb illumination condition: GOM_NL__2P/NL_SUMMARY_QUALITY/obs_ill_cond=0
- Products without fatal errors: GOM_NL__2P/MPH/PRODUCT_ERR=0
- Valid point profile: GOM_NL__2P/NL_LOCAL_SPECIES_DENSITY/pcd(0)=0

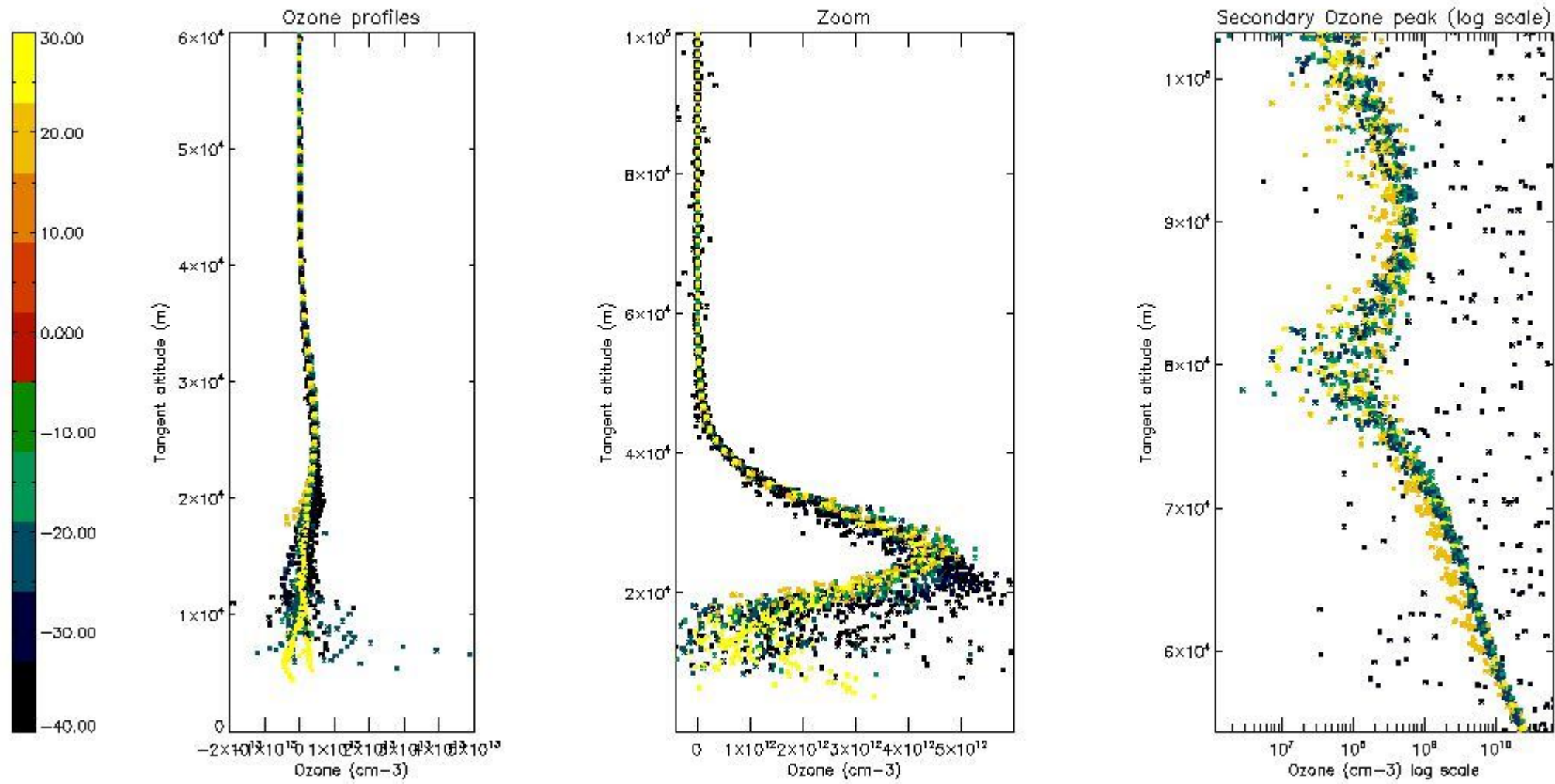
So, the table below shows the percentage of dark limb and valid observations for each criteria with respect to the overall valid daily observations.

Criteria	% of total production
All STD	41
STD < 20	23

STD < 10	18
STD < 5	9

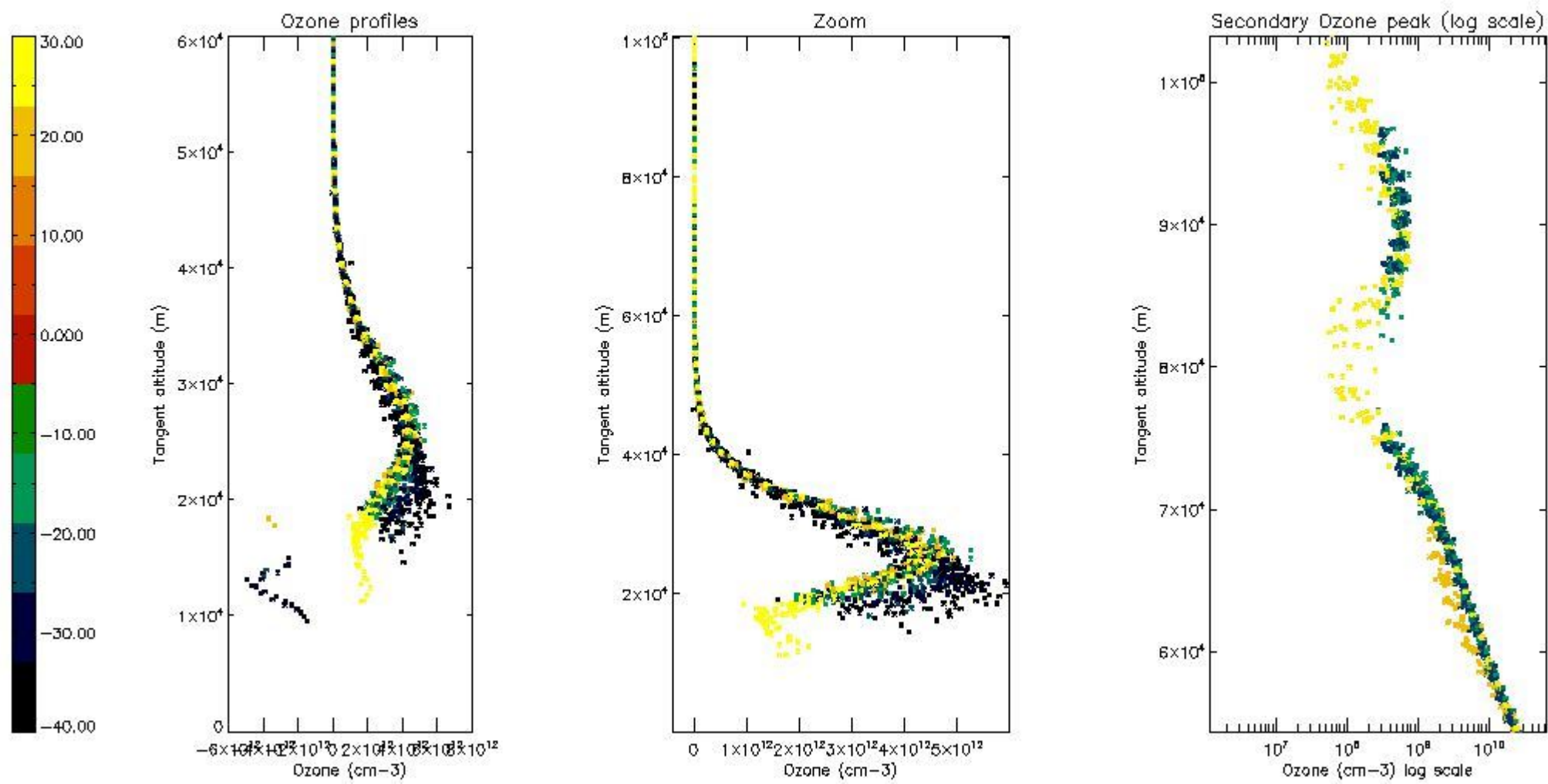
5.2 Plot ozone profiles for all STD (dark without errors)

The colorbar represents the latitude.



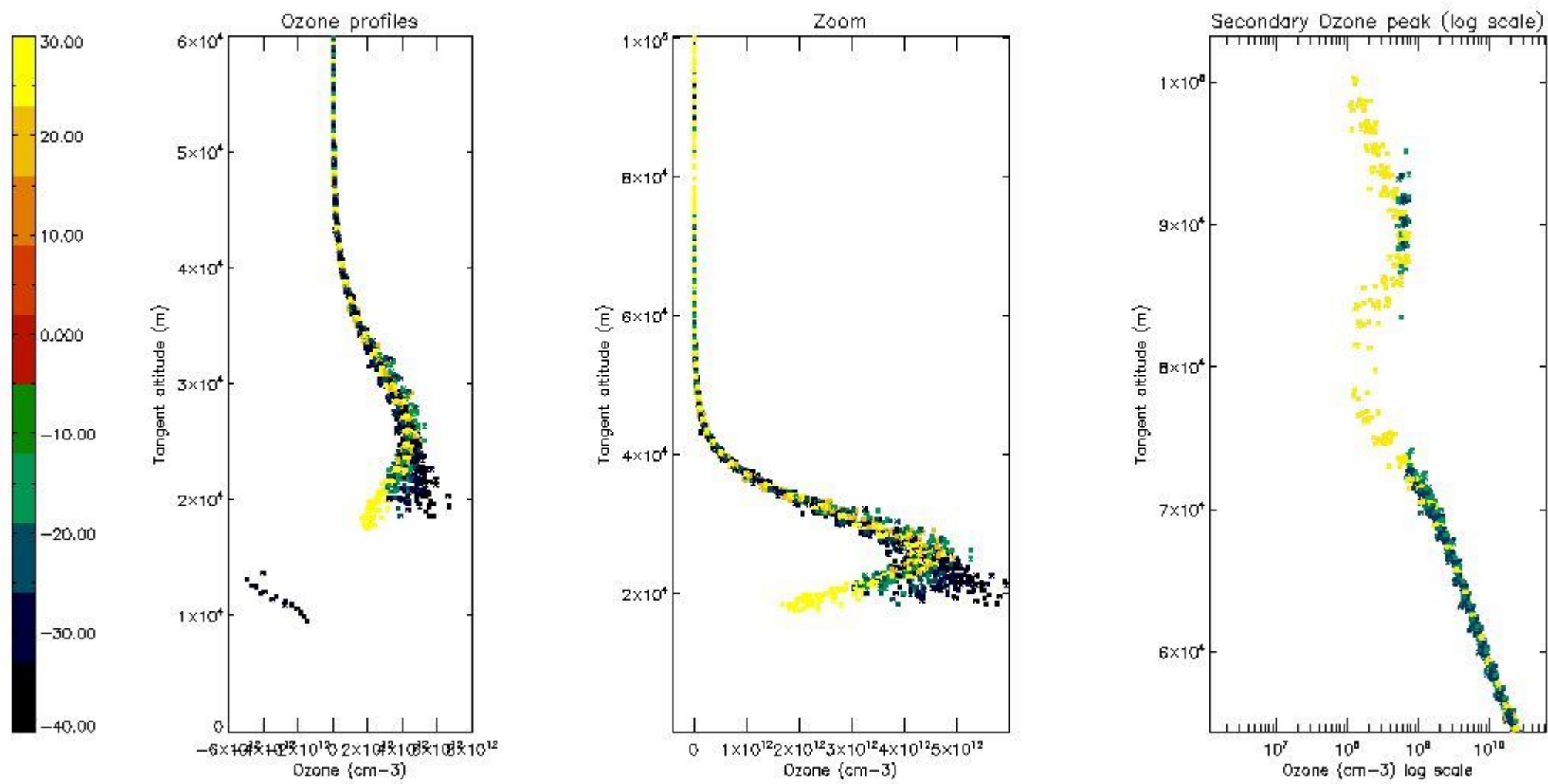
5.3 Plot ozone profiles where STD < 20% (dark without errors)

The colorbar represents the latitude.



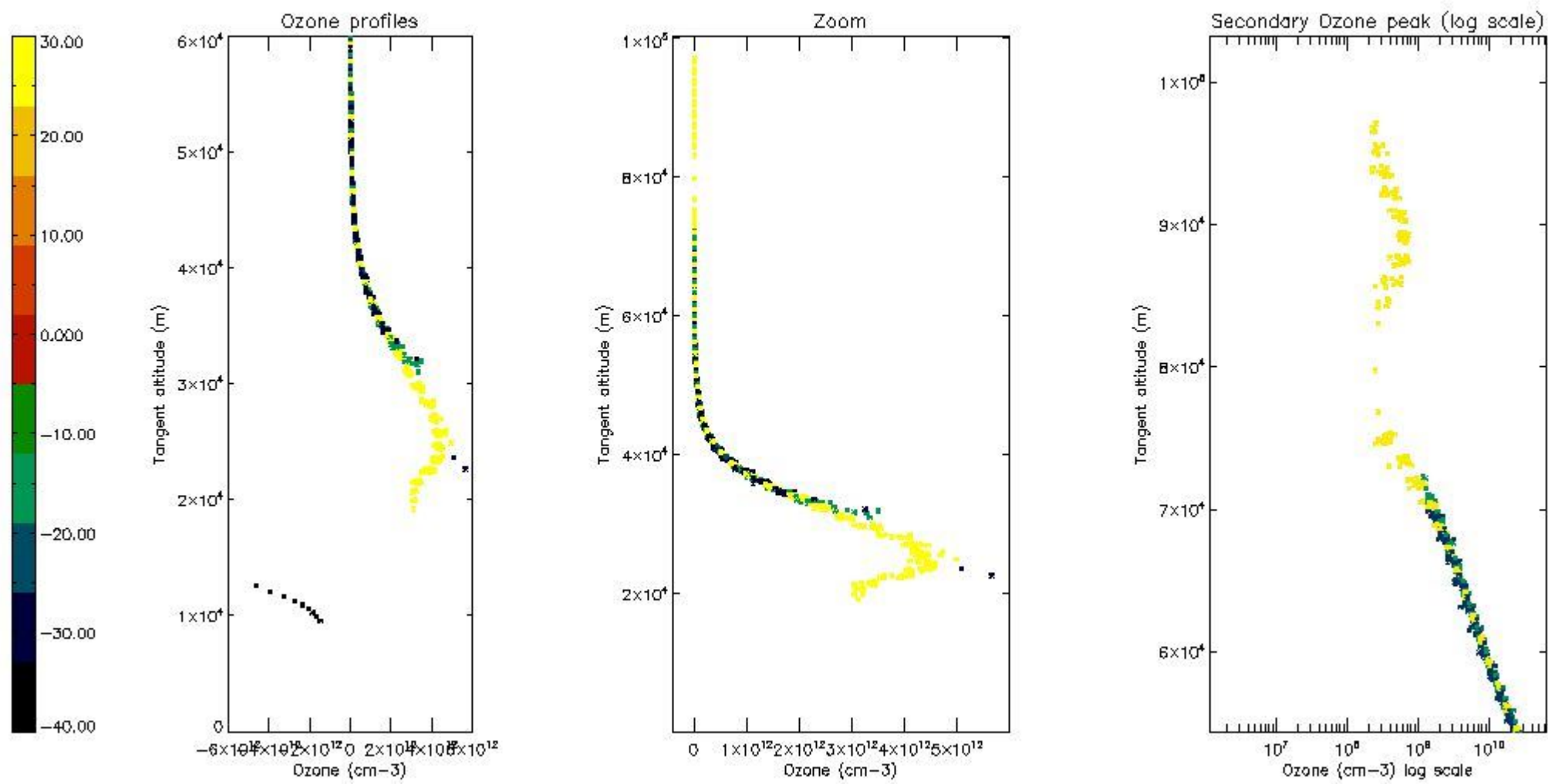
5.4 Plot ozone profiles where STD < 10% (dark without errors)

The colorbar represents the latitude.



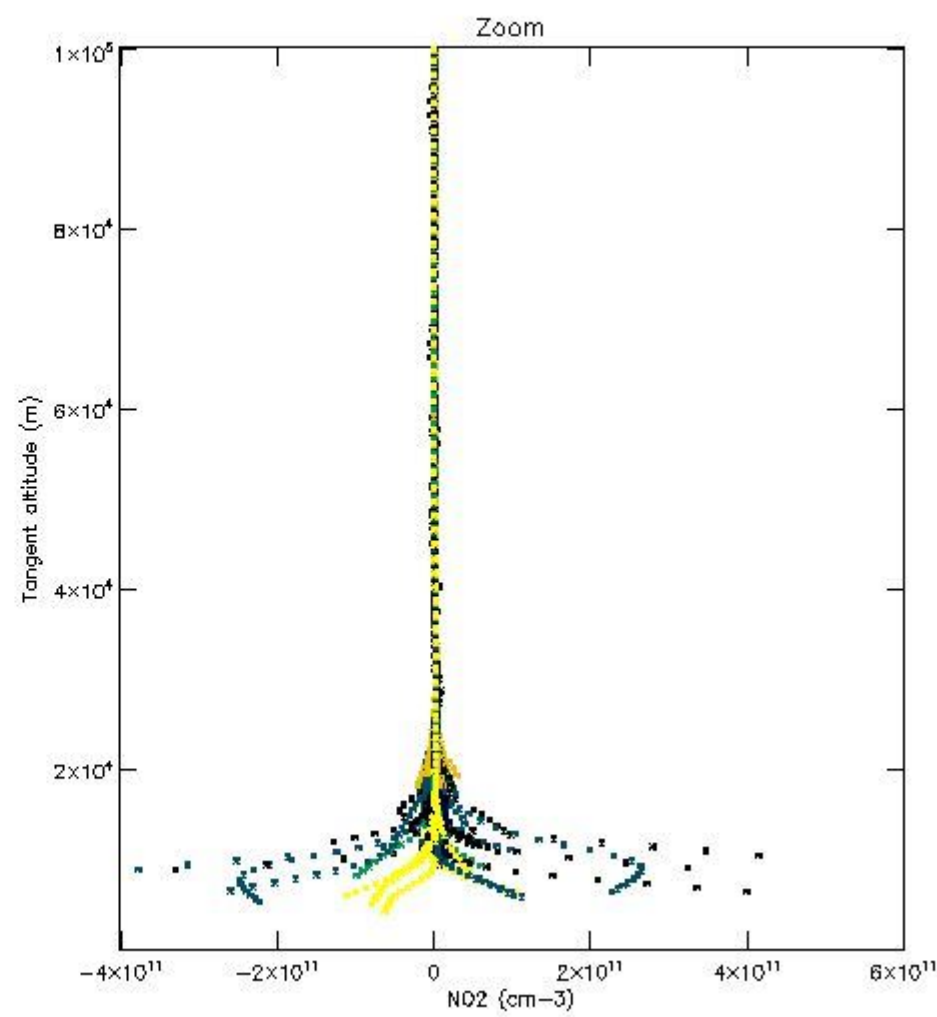
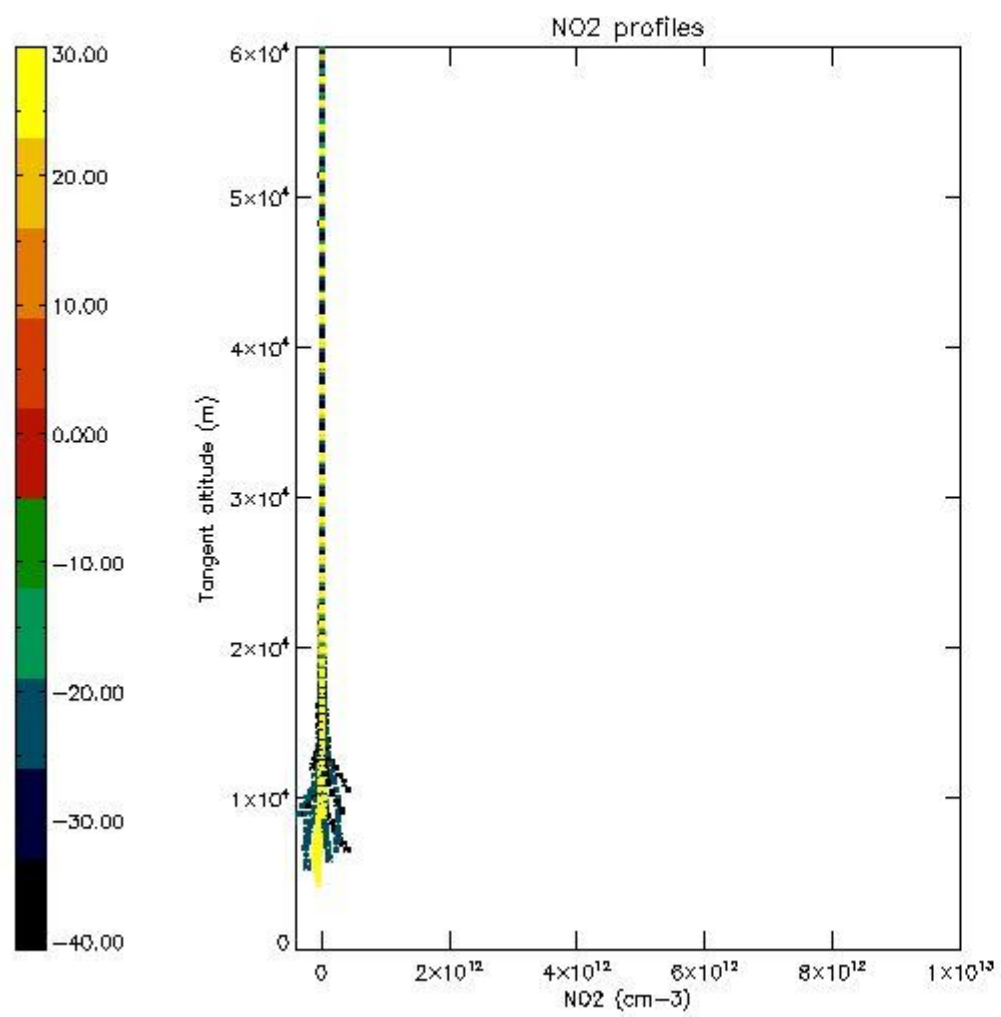
5.5 Plot ozone profiles where STD < 5% (dark without errors)

The colorbar represents the latitude.



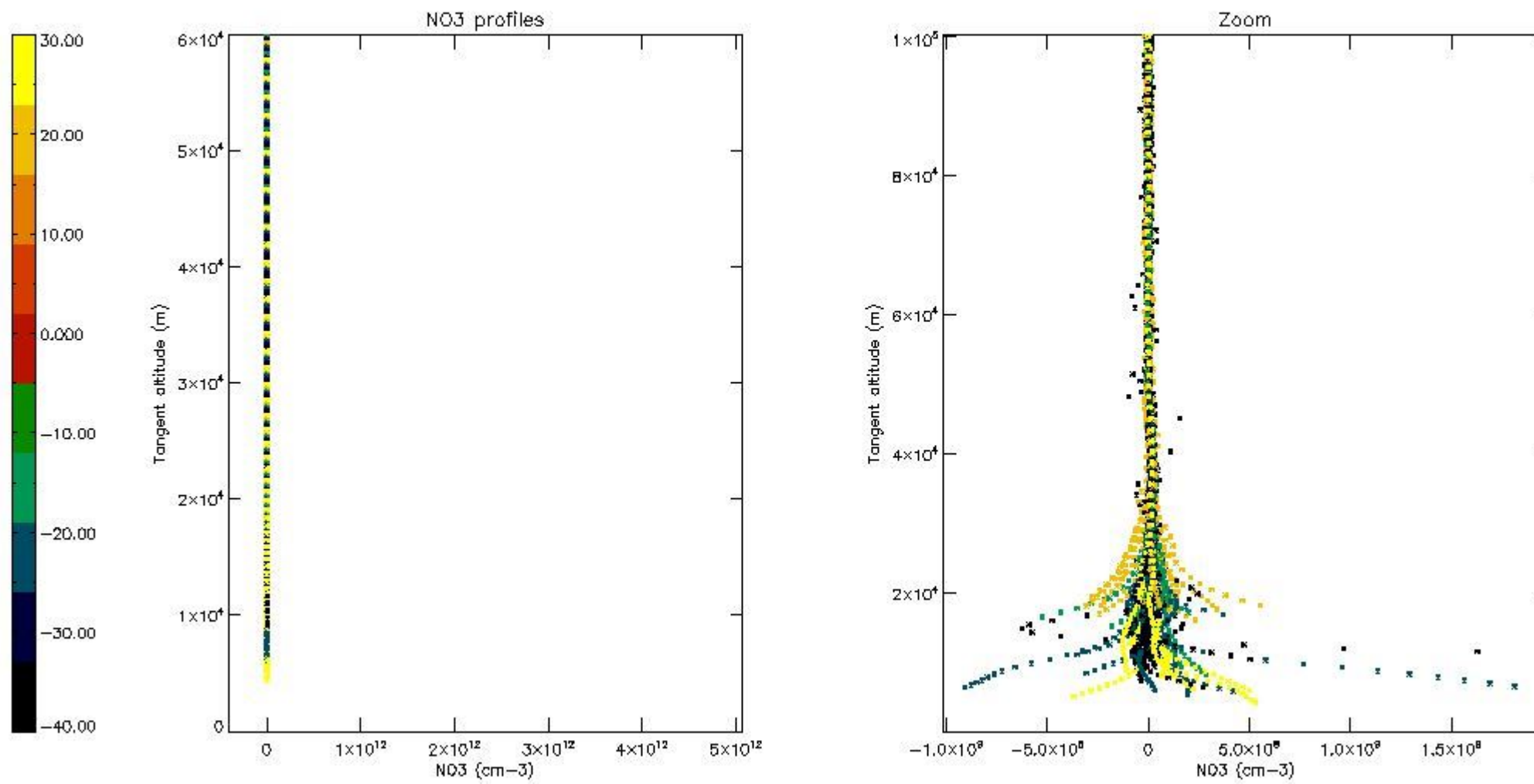
5.6 Plot NO₂ profiles for all STD (dark without errors)

The colorbar represents the latitude.



5.7 Plot NO3 profiles for all STD (dark without errors)

The colorbar represents the latitude.



6. Auxiliary Data Files used for the production reported in section 2

The number reported in the third column indicates since which file (see list in section 2) the corresponding auxiliary file has been used. The fourth column is the date of those product files.

Type	Auxiliary Filename	Used since product	Used since product date
INST_PHYS_CHARACTERISTICS	GOM_INS_AXVIEC20091111_143220_20030716_120000_20500101_000000	1	06-OCT-2005 00:13:38
LEVEL-2_PROC_CONFIG	GOM_PR2_AXVIEC20091111_152718_20020301_000000_20500101_000000	1	06-OCT-2005 00:13:38
CROSS_SECTIONS_FILE	GOM_CRS_AXVIEC20091111_154832_20020301_000000_20500101_000000	1	06-OCT-2005 00:13:38

GOMOS Level 2 Daily Report

SUMMARY

[1. General Info](#)

[2. Summary of processed GOM_NL_2P products](#)

[3. Level 2 Quality information per product](#)

[3.1 Plot of level 2 quality information per product \(time dependant\)](#)

[3.2 Plot of level 2 quality information per product \(world map\)](#)

[4. Level 1 Quality information per product \(stored on level 2 products\)](#)

[4.1 Plot of level 1 quality information per product \(time dependant\)](#)

[4.1.1 Plot of level 1 quality information per product \(time dependant\): ASCENDING](#)

[4.1.2 Plot of level 1 quality information per product \(time dependant\): DESCENDING](#)

[4.2 Plot of level 1 quality information per product \(world map\)](#)

[4.2.1 Plot of level 1 quality information per product \(world map\): ASCENDING](#)

[4.2.2 Plot of level 1 quality information per product \(world map\): DESCENDING](#)

[5. Ozone profiles based on quality statistics and other trace gas profiles](#)

[5.1 Ozone statistics based on quality of products](#)

[5.2 Plot ozone profiles for all STD \(dark without errors\)](#)

[5.3 Plot ozone profiles where STD < 20% \(dark without errors\)](#)

[5.4. Plot ozone profiles where STD < 10% \(dark without errors\)](#)

[5.5. Plot ozone profiles where STD < 5% \(dark without errors\)](#)

[5.6 Plot NO2 profiles for all STD \(dark without errors\)](#)

[5.7 Plot NO3 profiles for all STD \(dark without errors\)](#)

[5.8 Plot H2O profiles \(only for occultations of stars 1,2,3,4,13,14,16,26,63 dark without errors\) for all STD](#)

[6. Auxiliary Data Files used for the production reported in section 2](#)

This report presents the daily analysis on parameters extracted from GOMOS level 2 data (GOM_NL__2P). It is intended to monitor some important parameters that will impact the quality of these products. A list of level 2 products (and content) that have arrived during the reporting day to the PCF is also given.

Item	Value
Time of report generation	18APR2013 11:26:52
Data source version	GOMOS/6.01
Start time of products	06-10-2005 (06OCT2005 00:00:00)
Stop time of products	07-10-2005 (07OCT2005 00:00:00)
Store outputs in DB	Yes
Nb of level 2 prods	225
Nb of prods with errors	0

2. Summary of processed GOM_NL__2P products.

Nr	Filename	UTC Start time	Limb	Duration	Star Id	Star Name	Star Mag	Star Temp	Nb Meas	Orbit	Prod. error
1	GOM_NL__2PRFIN20051006_001338_000000362041_00231_18822_7347.N1	06-OCT-2005 00:13:38	Bright	36.000	90	54Alp Peg	2.4870	11000.	72	18822	No
2	GOM_NL__2PRFIN20051006_001713_000000352041_00231_18822_7348.N1	06-OCT-2005 00:17:13	Bright	35.000	93	53Bet Peg	2.5200	3100.0	70	18822	No
3	GOM_NL__2PRFIN20051006_002740_000000342041_00231_18822_7349.N1	06-OCT-2005 00:27:40	Bright	34.000	89	5Alp Cep	2.4510	8000.0	68	18822	No
4	GOM_NL__2PRFIN20051006_003432_000000322041_00231_18822_7350.N1	06-OCT-2005 00:34:32	Bright	32.000	49	1Alp UMi	1.9900	6300.0	64	18822	No
5	GOM_NL__2PRFIN20051006_003655_000000362041_00231_18822_7351.N1	06-OCT-2005 00:36:55	Bright	35.500	60	7Bet UMi	2.0810	3950.0	71	18822	No
6	GOM_NL__2PRFIN20051006_004237_000000352041_00231_18822_7352.N1	06-OCT-2005 00:42:37	Bright	35.000	36	50Alp UMa	1.8000	6300.0	70	18822	No
7	GOM_NL__2PRFIN20051006_004408_000000342041_00231_18822_7353.N1	06-OCT-2005 00:44:08	Bright	34.000	82	48Bet UMa	2.3650	10600.	68	18822	No
8	GOM_NL__2PRFIN20051006_004724_000000342041_00231_18822_7354.N1	06-OCT-2005 00:47:24	Bright	34.000	174	52Psi UMa	3.0040	4400.0	68	18822	No
9	GOM_NL__2PRFIN20051006_005449_000000352041_00231_18822_7355.N1	06-OCT-2005 00:54:49	Bright	34.500	51	41Gam1Leo	2.0100	4500.0	69	18822	No
10	GOM_NL__2PRFIN20051006_005713_000000112041_00231_18822_7356.N1	06-OCT-2005 00:57:13	Twilight	10.500	22	32Alp Leo	1.3600	15200.	21	18822	No
11	GOM_NL__2PRFIN20051006_011336_000000432041_00231_18822_7357.N1	06-OCT-2005 01:13:36	Dark	43.000	65	Lam Vel	2.2040	4400.0	86	18822	No
12	GOM_NL__2PRFIN20051006_011652_000000392041_00231_18822_7358.N1	06-OCT-2005 01:16:52	Dark	39.000	46	Del Vel	1.9540	10600.	78	18822	No
13	GOM_NL__2PRFIN20051006_011827_000000392041_00232_18823_7342.N1	06-OCT-2005 01:18:27	Dark	39.000	41	Eps Car	1.8600	4100.0	78	18823	No
14	GOM_NL__2PRFIN20051006_011951_000000382041_00232_18823_7343.N1	06-OCT-2005 01:19:51	Dark	37.500	29	Bet Car	1.6720	10200.	75	18823	No
15	GOM_NL__2PRFIN20051006_013039_000000412041_00232_18823_7344.N1	06-OCT-2005 01:30:39	Dark	40.500	143	Alp Hyi	2.8570	7200.0	81	18823	No
16	GOM_NL__2PRFIN20051006_013207_000000452041_00232_18823_7345.N1	06-OCT-2005 01:32:07	Dark	44.500	9	Alp Eri	0.45300	24000.	89	18823	No
17	GOM_NL__2PRFIN20051006_013721_000000402041_00232_18823_7346.N1	06-OCT-2005 01:37:21	Straylight	39.500	84	Alp Phe	2.3970	4500.0	79	18823	No
18	GOM_NL__2PRFIN20051006_015414_000000372041_00232_18823_7347.N1	06-OCT-2005 01:54:14	Bright	36.500	90	54Alp Peg	2.4870	11000.	73	18823	No
19	GOM_NL__2PRFIN20051006_015749_000000362041_00232_18823_7348.N1	06-OCT-2005 01:57:49	Bright	35.500	93	53Bet Peg	2.5200	3100.0	71	18823	No
20	GOM_NL__2PRFIN20051006_020816_000000362041_00232_18823_7349.N1	06-OCT-2005 02:08:16	Bright	36.000	89	5Alp Cep	2.4510	8000.0	72	18823	No
21	GOM_NL__2PRFIN20051006_021508_000000342041_00232_18823_7350.N1	06-OCT-2005 02:15:08	Bright	34.000	49	1Alp UMi	1.9900	6300.0	68	18823	No
22	GOM_NL__2PRFIN20051006_021732_000000372041_00232_18823_7351.N1	06-OCT-2005 02:17:32	Bright	36.500	60	7Bet UMi	2.0810	3950.0	73	18823	No
23	GOM_NL__2PRFIN20051006_022313_000000362041_00232_18823_7352.N1	06-OCT-2005 02:23:13	Bright	35.500	36	50Alp UMa	1.8000	6300.0	71	18823	No
24	GOM_NL__2PRFIN20051006_022444_000000322041_00232_18823_7353.N1	06-OCT-2005 02:24:44	Bright	32.000	82	48Bet UMa	2.3650	10600.	64	18823	No
25	GOM_NL__2PRFIN20051006_022800_000000522041_00232_18823_7354.N1	06-OCT-2005 02:28:00	Bright	52.000	174	52Psi UMa	3.0040	4400.0	104	18823	No
26	GOM_NL__2PRFIN20051006_023525_000000352041_00232_18823_7355.N1	06-OCT-2005 02:35:25	Bright	34.500	51	41Gam1Leo	2.0100	4500.0	69	18823	No
27	GOM_NL__2PRFIN20051006_023749_000000112041_00232_18823_7356.N1	06-OCT-2005 02:37:49	Twilight	11.000	22	32Alp Leo	1.3600	15200.	22	18823	No
28	GOM_NL__2PRFIN20051006_025413_000000452041_00232_18823_7357.N1	06-OCT-2005 02:54:13	Dark	44.500	65	Lam Vel	2.2040	4400.0	89	18823	No
29	GOM_NL__2PRFIN20051006_025728_000000382041_00232_18823_7358.N1	06-OCT-2005 02:57:28	Dark	38.000	46	Del Vel	1.9540	10600.	76	18823	No
30	GOM_NL__2PRFIN20051006_025903_000000412041_00233_18824_7342.N1	06-OCT-2005 02:59:03	Dark	41.000	41	Eps Car	1.8600	4100.0	82	18824	No
31	GOM_NL__2PRFIN20051006_030028_000000392041_00233_18824_7343.N1	06-OCT-2005 03:00:28	Dark	39.000	29	Bet Car	1.6720	10200.	78	18824	No
32	GOM_NL__2PRFIN20051006_031115_000000392041_00233_18824_7344.N1	06-OCT-2005 03:11:15	Dark	39.000	143	Alp Hyi	2.8570	7200.0	78	18824	No
33	GOM_NL__2PRFIN20051006_031243_000000412041_00233_18824_7345.N1	06-OCT-2005 03:12:43	Dark	41.000	9	Alp Eri	0.45300	24000.	82	18824	No
34	GOM_NL__2PRFIN20051006_031757_000000422041_00233_18824_7346.N1	06-OCT-2005 03:17:57	Straylight	41.500	84	Alp Phe	2.3970	4500.0	83	18824	No
35	GOM_NL__2PRFIN20051006_033450_000000372041_00233_18824_7347.N1	06-OCT-2005 03:34:50	Bright	36.500	90	54Alp Peg	2.4870	11000.	73	18824	No
36	GOM_NL__2PRFIN20051006_033825_000000352041_00233_18824_7348.N1	06-OCT-2005 03:38:25	Bright	35.000	93	53Bet Peg	2.5200	3100.0	70	18824	No
37	GOM_NL__2PRFIN20051006_034852_000000352041_00233_18824_7349.N1	06-OCT-2005 03:48:52	Bright	34.500	89	5Alp Cep	2.4510	8000.0	69	18824	No
38	GOM_NL__2PRFIN20051006_035544_000000362041_00233_18824_7350.N1	06-OCT-2005 03:55:44	Bright	35.500	49	1Alp UMi	1.9900	6300.0	71	18824	No
39	GOM_NL__2PRFIN20051006_035808_000000342041_00233_18824_7351.N1	06-OCT-2005 03:58:08	Bright	34.000	60	7Bet UMi	2.0810	3950.0	68	18824	No
40	GOM_NL__2PRFIN20051006_040349_000000372041_00233_18824_7352.N1	06-OCT-2005 04:03:49	Bright	36.500	36	50Alp UMa	1.8000	6300.0	73	18824	No
41	GOM_NL__2PRFIN20051006_040520_000000352041_00233_18824_7353.N1	06-OCT-2005 04:05:20	Bright	35.000	82	48Bet UMa	2.3650	10600.	70	18824	No
42	GOM_NL__2PRFIN20051006_040836_000000332041_00233_18824_7354.N1	06-OCT-2005 04:08:36	Bright	32.500	174	52Psi UMa	3.0040	4400.0	65	18824	No

43	GOM_NL__2PRFIN20051006_041601_000000342041_00233_18824_7355.N1	06-OCT-2005 04:16:01	Bright	34.000	51	41Gam1Leo	2.0100	4500.0	68	18824	No
44	GOM_NL__2PRFIN20051006_043449_000000452041_00233_18824_7356.N1	06-OCT-2005 04:34:49	Dark	44.500	65	Lam Vel	2.2040	4400.0	89	18824	No
45	GOM_NL__2PRFIN20051006_043804_000000402041_00233_18824_7357.N1	06-OCT-2005 04:38:04	Dark	40.000	46	Del Vel	1.9540	10600.	80	18824	No
46	GOM_NL__2PRFIN20051006_043940_000000512041_00234_18825_7342.N1	06-OCT-2005 04:39:40	Dark	50.500	41	Eps Car	1.8600	4100.0	101	18825	No
47	GOM_NL__2PRFIN20051006_044104_000000392041_00234_18825_7343.N1	06-OCT-2005 04:41:04	Dark	38.500	29	Bet Car	1.6720	10200.	77	18825	No
48	GOM_NL__2PRFIN20051006_045152_000000392041_00234_18825_7344.N1	06-OCT-2005 04:51:52	Dark	39.000	143	Alp Hyi	2.8570	7200.0	78	18825	No
49	GOM_NL__2PRFIN20051006_045319_000000502041_00234_18825_7345.N1	06-OCT-2005 04:53:19	Dark	49.500	9	Alp Eri	0.45300	24000.	99	18825	No
50	GOM_NL__2PRFIN20051006_045833_000000412041_00234_18825_7346.N1	06-OCT-2005 04:58:33	Straylight	40.500	84	Alp Phe	2.3970	4500.0	81	18825	No
51	GOM_NL__2PRFIN20051006_051526_000000362041_00234_18825_7347.N1	06-OCT-2005 05:15:26	Bright	36.000	90	54Alp Peg	2.4870	11000.	72	18825	No
52	GOM_NL__2PRFIN20051006_051901_000000372041_00234_18825_7348.N1	06-OCT-2005 05:19:01	Bright	36.500	93	53Bet Peg	2.5200	3100.0	73	18825	No
53	GOM_NL__2PRFIN20051006_052929_000000372041_00234_18825_7349.N1	06-OCT-2005 05:29:29	Bright	36.500	89	5Alp Cep	2.4510	8000.0	73	18825	No
54	GOM_NL__2PRFIN20051006_053620_000000362041_00234_18825_7350.N1	06-OCT-2005 05:36:20	Bright	35.500	49	1Alp UMi	1.9900	6300.0	71	18825	No
55	GOM_NL__2PRFIN20051006_053844_000000362041_00234_18825_7351.N1	06-OCT-2005 05:38:44	Bright	35.500	60	7Bet UMi	2.0810	3950.0	71	18825	No
56	GOM_NL__2PRFIN20051006_054425_000000372041_00234_18825_7352.N1	06-OCT-2005 05:44:25	Bright	37.000	36	50Alp UMa	1.8000	6300.0	74	18825	No
57	GOM_NL__2PRFIN20051006_054556_000000352041_00234_18825_7353.N1	06-OCT-2005 05:45:56	Bright	34.500	82	48Bet UMa	2.3650	10600.	69	18825	No
58	GOM_NL__2PRFIN20051006_054912_000000352041_00234_18825_7354.N1	06-OCT-2005 05:49:12	Bright	34.500	174	52Psi UMa	3.0040	4400.0	69	18825	No
59	GOM_NL__2PRFIN20051006_055638_000000342041_00234_18825_7355.N1	06-OCT-2005 05:56:38	Bright	34.000	51	41Gam1Leo	2.0100	4500.0	68	18825	No
60	GOM_NL__2PRFIN20051006_061526_000000492041_00234_18825_7356.N1	06-OCT-2005 06:15:26	Dark	48.500	65	Lam Vel	2.2040	4400.0	97	18825	No
61	GOM_NL__2PRFIN20051006_061841_000000392041_00234_18825_7357.N1	06-OCT-2005 06:18:41	Dark	39.000	46	Del Vel	1.9540	10600.	78	18825	No
62	GOM_NL__2PRFIN20051006_062016_000000402041_00235_18826_7342.N1	06-OCT-2005 06:20:16	Dark	39.500	41	Eps Car	1.8600	4100.0	79	18826	No
63	GOM_NL__2PRFIN20051006_062140_000000372041_00235_18826_7343.N1	06-OCT-2005 06:21:40	Dark	37.000	29	Bet Car	1.6720	10200.	74	18826	No
64	GOM_NL__2PRFIN20051006_063228_000000382041_00235_18826_7344.N1	06-OCT-2005 06:32:28	Dark	38.000	143	Alp Hyi	2.8570	7200.0	76	18826	No
65	GOM_NL__2PRFIN20051006_063356_000000392041_00235_18826_7345.N1	06-OCT-2005 06:33:56	Dark	39.000	9	Alp Eri	0.45300	24000.	78	18826	No
66	GOM_NL__2PRFIN20051006_063910_000000412041_00235_18826_7346.N1	06-OCT-2005 06:39:10	Straylight	41.000	84	Alp Phe	2.3970	4500.0	82	18826	No
67	GOM_NL__2PRFIN20051006_065602_000000362041_00235_18826_7347.N1	06-OCT-2005 06:56:02	Bright	36.000	90	54Alp Peg	2.4870	11000.	72	18826	No
68	GOM_NL__2PRFIN20051006_065938_000000352041_00235_18826_7348.N1	06-OCT-2005 06:59:38	Bright	35.000	93	53Bet Peg	2.5200	3100.0	70	18826	No
69	GOM_NL__2PRFIN20051006_071005_000000352041_00235_18826_7349.N1	06-OCT-2005 07:10:05	Bright	35.000	89	5Alp Cep	2.4510	8000.0	70	18826	No
70	GOM_NL__2PRFIN20051006_071655_000000362041_00235_18826_7350.N1	06-OCT-2005 07:16:55	Bright	36.000	49	1Alp UMi	1.9900	6300.0	72	18826	No
71	GOM_NL__2PRFIN20051006_071920_000000372041_00235_18826_7351.N1	06-OCT-2005 07:19:20	Bright	37.000	60	7Bet UMi	2.0810	3950.0	74	18826	No
72	GOM_NL__2PRFIN20051006_072501_000000342041_00235_18826_7352.N1	06-OCT-2005 07:25:01	Bright	34.000	36	50Alp UMa	1.8000	6300.0	68	18826	No
73	GOM_NL__2PRFIN20051006_072632_000000352041_00235_18826_7353.N1	06-OCT-2005 07:26:32	Bright	35.000	82	48Bet UMa	2.3650	10600.	70	18826	No
74	GOM_NL__2PRFIN20051006_072948_000000352041_00235_18826_7354.N1	06-OCT-2005 07:29:48	Bright	34.500	174	52Psi UMa	3.0040	4400.0	69	18826	No
75	GOM_NL__2PRFIN20051006_073714_000000342041_00235_18826_7355.N1	06-OCT-2005 07:37:14	Bright	33.500	51	41Gam1Leo	2.0100	4500.0	67	18826	No
76	GOM_NL__2PRFIN20051006_075602_000000452041_00235_18826_7356.N1	06-OCT-2005 07:56:02	Dark	45.000	65	Lam Vel	2.2040	4400.0	90	18826	No
77	GOM_NL__2PRFIN20051006_075917_000000392041_00235_18826_7357.N1	06-OCT-2005 07:59:17	Dark	38.500	46	Del Vel	1.9540	10600.	77	18826	No
78	GOM_NL__2PRFIN20051006_080216_000000372041_00236_18827_7342.N1	06-OCT-2005 08:02:16	Dark	36.500	29	Bet Car	1.6720	10200.	73	18827	No
79	GOM_NL__2PRFIN20051006_081304_000000382041_00236_18827_7343.N1	06-OCT-2005 08:13:04	Dark	37.500	143	Alp Hyi	2.8570	7200.0	75	18827	No
80	GOM_NL__2PRFIN20051006_081432_000000442041_00236_18827_7344.N1	06-OCT-2005 08:14:32	Dark	43.500	9	Alp Eri	0.45300	24000.	87	18827	No
81	GOM_NL__2PRFIN20051006_081946_000000432041_00236_18827_7345.N1	06-OCT-2005 08:19:46	Straylight	43.000	84	Alp Phe	2.3970	4500.0	86	18827	No
82	GOM_NL__2PRFIN20051006_083638_000000352041_00236_18827_7346.N1	06-OCT-2005 08:36:38	Bright	35.000	90	54Alp Peg	2.4870	11000.	70	18827	No
83	GOM_NL__2PRFIN20051006_084014_000000352041_00236_18827_7347.N1	06-OCT-2005 08:40:14	Bright	34.500	93	53Bet Peg	2.5200	3100.0	69	18827	No
84	GOM_NL__2PRFIN20051006_085041_000000352041_00236_18827_7348.N1	06-OCT-2005 08:50:41	Bright	35.000	89	5Alp Cep	2.4510	8000.0	70	18827	No
85	GOM_NL__2PRFIN20051006_085731_000000352041_00236_18827_7349.N1	06-OCT-2005 08:57:31	Bright	35.000	49	1Alp UMi	1.9900	6300.0	70	18827	No
86	GOM_NL__2PRFIN20051006_085956_000000372041_00236_18827_7350.N1	06-OCT-2005 08:59:56	Bright	36.500	60	7Bet UMi	2.0810	3950.0	73	18827	No
87	GOM_NL__2PRFIN20051006_090537_000000332041_00236_18827_7351.N1	06-OCT-2005 09:05:37	Bright	33.000	36	50Alp UMa	1.8000	6300.0	66	18827	No
88	GOM_NL__2PRFIN20051006_090708_000000352041_00236_18827_7352.N1	06-OCT-2005 09:07:08	Bright	34.500	82	48Bet UMa	2.3650	10600.	69	18827	No
89	GOM_NL__2PRFIN20051006_091024_000000352041_00236_18827_7353.N1	06-OCT-2005 09:10:24	Bright	34.500	174	52Psi UMa	3.0040	4400.0	69	18827	No
90	GOM_NL__2PRFIN20051006_091750_000000332041_00236_18827_7354.N1	06-OCT-2005 09:17:50	Bright	32.500	51	41Gam1Leo	2.0100	4500.0	65	18827	No
91	GOM_NL__2PRFIN20051006_093639_000000442041_00236_18827_7355.N1	06-OCT-2005 09:36:39	Dark	44.000	65	Lam Vel	2.2040	4400.0	88	18827	No
92	GOM_NL__2PRFIN20051006_093954_000000402041_00236_18827_7356.N1	06-OCT-2005 09:39:54	Dark	39.500	46	Del Vel	1.9540	10600.	79	18827	No
93	GOM_NL__2PRFIN20051006_094252_000000392041_00237_18828_7342.N1	06-OCT-2005 09:42:52	Dark	39.000	29	Bet Car	1.6720	10200.	78	18828	No
94	GOM_NL__2PRFIN20051006_095341_000000392041_00237_18828_7343.N1	06-OCT-2005 09:53:41	Dark	38.500	143	Alp Hyi	2.8570	7200.0	77	18828	No
95	GOM_NL__2PRFIN20051006_095508_000000512041_00237_18828_7344.N1	06-OCT-2005 09:55:08	Dark	51.000	9	Alp Eri	0.45300	24000.	102	18828	No
96	GOM_NL__2PRFIN20051006_100022_000000412041_00237_18828_7345.N1	06-OCT-2005 10:00:22	Straylight	40.500	84	Alp Phe	2.3970	4500.0	81	18828	No
97	GOM_NL__2PRFIN20051006_101715_000000362041_00237_18828_7346.N1	06-OCT-2005 10:17:15	Bright	35.500	90	54Alp Peg	2.4870	11000.	71	18828	No
98	GOM_NL__2PRFIN20051006_102050_000000352041_00237_18828_7347.N1	06-OCT-2005 10:20:50	Bright	35.000	93	53Bet Peg	2.5200	3100.0	70	18828	No
99	GOM_NL__2PRFIN20051006_103117_000000362041_00237_18828_7348.N1	06-OCT-2005 10:31:17	Bright	35.500	89	5Alp Cep	2.4510	8000.0	71	18828	No
100	GOM_NL__2PRFIN20051006_103807_000000362041_00237_18828_7349.N1	06-OCT-2005 10:38:07	Bright	35.500	49	1Alp UMi	1.9900	6300.0	71	18828	No
101	GOM_NL__2PRFIN20051006_104033_000000372041_00237_18828_7350.N1	06-OCT-2005 10:40:33	Bright	36.500	60	7Bet UMi	2.0810	3950.0	73	18828	No

102	GOM_NL__2PRFIN20051006_104613_000000382041_00237_18828_7351.N1	06-OCT-2005 10:46:13	Bright	37.500	36	50Alp UMa	1.8000	6300.0	75	18828	No
103	GOM_NL__2PRFIN20051006_104744_000000332041_00237_18828_7352.N1	06-OCT-2005 10:47:44	Bright	33.000	82	48Bet UMa	2.3650	10600.	66	18828	No
104	GOM_NL__2PRFIN20051006_105101_000000332041_00237_18828_7353.N1	06-OCT-2005 10:51:01	Bright	33.000	174	52Psi UMa	3.0040	4400.0	66	18828	No
105	GOM_NL__2PRFIN20051006_105826_000000342041_00237_18828_7354.N1	06-OCT-2005 10:58:26	Bright	34.000	51	41Gam1Leo	2.0100	4500.0	68	18828	No
106	GOM_NL__2PRFIN20051006_111715_000000472041_00237_18828_7355.N1	06-OCT-2005 11:17:15	Dark	47.000	65	Lam Vel	2.2040	4400.0	94	18828	No
107	GOM_NL__2PRFIN20051006_112030_000000382041_00237_18828_7356.N1	06-OCT-2005 11:20:30	Dark	38.000	46	Del Vel	1.9540	10600.	76	18828	No
108	GOM_NL__2PRFIN20051006_112205_000000502041_00238_18829_7362.N1	06-OCT-2005 11:22:05	Dark	49.500	41	Eps Car	1.8600	4100.0	99	18829	No
109	GOM_NL__2PRFIN20051006_112328_000000452041_00238_18829_7363.N1	06-OCT-2005 11:23:28	Dark	44.500	29	Bet Car	1.6720	10200.	89	18829	No
110	GOM_NL__2PRFIN20051006_113417_000000402041_00238_18829_7364.N1	06-OCT-2005 11:34:17	Dark	39.500	143	Alp Hyi	2.8570	7200.0	79	18829	No
111	GOM_NL__2PRFIN20051006_113544_000000522041_00238_18829_7365.N1	06-OCT-2005 11:35:44	Dark	52.000	9	Alp Eri	0.45300	24000.	104	18829	No
112	GOM_NL__2PRFIN20051006_114058_000000432041_00238_18829_7366.N1	06-OCT-2005 11:40:58	Straylight	42.500	84	Alp Phe	2.3970	4500.0	85	18829	No
113	GOM_NL__2PRFIN20051006_115750_000000362041_00238_18829_7367.N1	06-OCT-2005 11:57:50	Bright	36.000	90	54Alp Peg	2.4870	11000.	72	18829	No
114	GOM_NL__2PRFIN20051006_120125_000000362041_00238_18829_7368.N1	06-OCT-2005 12:01:25	Bright	36.000	93	53Bet Peg	2.5200	3100.0	72	18829	No
115	GOM_NL__2PRFIN20051006_121153_000000362041_00238_18829_7369.N1	06-OCT-2005 12:11:53	Bright	36.000	89	5Alp Cep	2.4510	8000.0	72	18829	No
116	GOM_NL__2PRFIN20051006_121843_000000362041_00238_18829_7370.N1	06-OCT-2005 12:18:43	Bright	35.500	49	1Alp UMi	1.9900	6300.0	71	18829	No
117	GOM_NL__2PRFIN20051006_122109_000000372041_00238_18829_7371.N1	06-OCT-2005 12:21:09	Bright	36.500	60	7Bet UMi	2.0810	3950.0	73	18829	No
118	GOM_NL__2PRFIN20051006_122649_000000352041_00238_18829_7372.N1	06-OCT-2005 12:26:49	Bright	35.000	36	50Alp UMa	1.8000	6300.0	70	18829	No
119	GOM_NL__2PRFIN20051006_122820_000000362041_00238_18829_7373.N1	06-OCT-2005 12:28:20	Bright	36.000	82	48Bet UMa	2.3650	10600.	72	18829	No
120	GOM_NL__2PRFIN20051006_123136_000000352041_00238_18829_7374.N1	06-OCT-2005 12:31:36	Bright	35.000	174	52Psi UMa	3.0040	4400.0	70	18829	No
121	GOM_NL__2PRFIN20051006_123902_000000352041_00238_18829_7375.N1	06-OCT-2005 12:39:02	Bright	34.500	51	41Gam1Leo	2.0100	4500.0	69	18829	No
122	GOM_NL__2PRFIN20051006_125751_000000502041_00238_18829_7376.N1	06-OCT-2005 12:57:51	Dark	50.000	65	Lam Vel	2.2040	4400.0	100	18829	No
123	GOM_NL__2PRFIN20051006_130106_000000392041_00238_18829_7377.N1	06-OCT-2005 13:01:06	Dark	39.000	46	Del Vel	1.9540	10600.	78	18829	No
124	GOM_NL__2PRFIN20051006_130241_000000452041_00239_18830_7362.N1	06-OCT-2005 13:02:41	Dark	44.500	41	Eps Car	1.8600	4100.0	89	18830	No
125	GOM_NL__2PRFIN20051006_130404_000000372041_00239_18830_7363.N1	06-OCT-2005 13:04:04	Dark	37.000	29	Bet Car	1.6720	10200.	74	18830	No
126	GOM_NL__2PRFIN20051006_131453_000000392041_00239_18830_7364.N1	06-OCT-2005 13:14:53	Dark	39.000	143	Alp Hyi	2.8570	7200.0	78	18830	No
127	GOM_NL__2PRFIN20051006_131621_000000442041_00239_18830_7365.N1	06-OCT-2005 13:16:21	Dark	43.500	9	Alp Eri	0.45300	24000.	87	18830	No
128	GOM_NL__2PRFIN20051006_132134_000000432041_00239_18830_7366.N1	06-OCT-2005 13:21:34	Straylight	43.000	84	Alp Phe	2.3970	4500.0	86	18830	No
129	GOM_NL__2PRFIN20051006_133826_000000352041_00239_18830_7367.N1	06-OCT-2005 13:38:26	Bright	35.000	90	54Alp Peg	2.4870	11000.	70	18830	No
130	GOM_NL__2PRFIN20051006_134201_000000362041_00239_18830_7368.N1	06-OCT-2005 13:42:01	Bright	35.500	93	53Bet Peg	2.5200	3100.0	71	18830	No
131	GOM_NL__2PRFIN20051006_135229_000000352041_00239_18830_7369.N1	06-OCT-2005 13:52:29	Bright	35.000	89	5Alp Cep	2.4510	8000.0	70	18830	No
132	GOM_NL__2PRFIN20051006_135919_000000362041_00239_18830_7370.N1	06-OCT-2005 13:59:19	Bright	36.000	49	1Alp UMi	1.9900	6300.0	72	18830	No
133	GOM_NL__2PRFIN20051006_140145_000000362041_00239_18830_7371.N1	06-OCT-2005 14:01:45	Bright	36.000	60	7Bet UMi	2.0810	3950.0	72	18830	No
134	GOM_NL__2PRFIN20051006_140725_000000352041_00239_18830_7372.N1	06-OCT-2005 14:07:25	Bright	34.500	36	50Alp UMa	1.8000	6300.0	69	18830	No
135	GOM_NL__2PRFIN20051006_140856_000000342041_00239_18830_7373.N1	06-OCT-2005 14:08:56	Bright	33.500	82	48Bet UMa	2.3650	10600.	67	18830	No
136	GOM_NL__2PRFIN20051006_141213_000000332041_00239_18830_7374.N1	06-OCT-2005 14:12:13	Bright	33.000	174	52Psi UMa	3.0040	4400.0	66	18830	No
137	GOM_NL__2PRFIN20051006_141938_000000352041_00239_18830_7375.N1	06-OCT-2005 14:19:38	Bright	34.500	51	41Gam1Leo	2.0100	4500.0	69	18830	No
138	GOM_NL__2PRFIN20051006_143828_000000472041_00239_18830_7376.N1	06-OCT-2005 14:38:28	Dark	47.000	65	Lam Vel	2.2040	4400.0	94	18830	No
139	GOM_NL__2PRFIN20051006_144143_000000382041_00239_18830_7377.N1	06-OCT-2005 14:41:43	Dark	38.000	46	Del Vel	1.9540	10600.	76	18830	No
140	GOM_NL__2PRFIN20051006_144318_000000402041_00240_18831_7362.N1	06-OCT-2005 14:43:18	Dark	40.000	41	Eps Car	1.8600	4100.0	80	18831	No
141	GOM_NL__2PRFIN20051006_144441_000000462041_00240_18831_7363.N1	06-OCT-2005 14:44:41	Dark	45.500	29	Bet Car	1.6720	10200.	91	18831	No
142	GOM_NL__2PRFIN20051006_145529_000000382041_00240_18831_7364.N1	06-OCT-2005 14:55:29	Dark	38.000	143	Alp Hyi	2.8570	7200.0	76	18831	No
143	GOM_NL__2PRFIN20051006_145657_000000482041_00240_18831_7365.N1	06-OCT-2005 14:56:57	Dark	47.500	9	Alp Eri	0.45300	24000.	95	18831	No
144	GOM_NL__2PRFIN20051006_150210_000000422041_00240_18831_7366.N1	06-OCT-2005 15:02:10	Straylight	42.000	84	Alp Phe	2.3970	4500.0	84	18831	No
145	GOM_NL__2PRFIN20051006_151902_000000372041_00240_18831_7367.N1	06-OCT-2005 15:19:02	Bright	36.500	90	54Alp Peg	2.4870	11000.	73	18831	No
146	GOM_NL__2PRFIN20051006_152237_000000372041_00240_18831_7368.N1	06-OCT-2005 15:22:37	Bright	36.500	93	53Bet Peg	2.5200	3100.0	73	18831	No
147	GOM_NL__2PRFIN20051006_153306_000000342041_00240_18831_7369.N1	06-OCT-2005 15:33:06	Bright	34.000	89	5Alp Cep	2.4510	8000.0	68	18831	No
148	GOM_NL__2PRFIN20051006_153955_000000362041_00240_18831_7370.N1	06-OCT-2005 15:39:55	Bright	35.500	49	1Alp UMi	1.9900	6300.0	71	18831	No
149	GOM_NL__2PRFIN20051006_154221_000000362041_00240_18831_7371.N1	06-OCT-2005 15:42:21	Bright	36.000	60	7Bet UMi	2.0810	3950.0	72	18831	No
150	GOM_NL__2PRFIN20051006_154801_000000362041_00240_18831_7372.N1	06-OCT-2005 15:48:01	Bright	36.000	36	50Alp UMa	1.8000	6300.0	72	18831	No
151	GOM_NL__2PRFIN20051006_154932_000000352041_00240_18831_7373.N1	06-OCT-2005 15:49:32	Bright	34.500	82	48Bet UMa	2.3650	10600.	69	18831	No
152	GOM_NL__2PRFIN20051006_155249_000000332041_00240_18831_7374.N1	06-OCT-2005 15:52:49	Bright	32.500	174	52Psi UMa	3.0040	4400.0	65	18831	No
153	GOM_NL__2PRFIN20051006_160015_000000352041_00240_18831_7375.N1	06-OCT-2005 16:00:15	Bright	34.500	51	41Gam1Leo	2.0100	4500.0	69	18831	No
154	GOM_NL__2PRFIN20051006_161904_000000412041_00240_18831_7376.N1	06-OCT-2005 16:19:04	Dark	40.500	65	Lam Vel	2.2040	4400.0	81	18831	No
155	GOM_NL__2PRFIN20051006_162219_000000452041_00240_18831_7377.N1	06-OCT-2005 16:22:19	Dark	45.000	46	Del Vel	1.9540	10600.	90	18831	No
156	GOM_NL__2PRFIN20051006_162354_000000512041_00241_18832_7362.N1	06-OCT-2005 16:23:54	Dark	51.000	41	Eps Car	1.8600	4100.0	102	18832	No
157	GOM_NL__2PRFIN20051006_162517_000000402041_00241_18832_7363.N1	06-OCT-2005 16:25:17	Dark	40.000	29	Bet Car	1.6720	10200.	80	18832	No
158	GOM_NL__2PRFIN20051006_163606_000000402041_00241_18832_7364.N1	06-OCT-2005 16:36:06	Dark	40.000	143	Alp Hyi	2.8570	7200.0	80	18832	No
159	GOM_NL__2PRFIN20051006_163733_000000402041_00241_18832_7365.N1	06-OCT-2005 16:37:33	Dark	39.500	9	Alp Eri	0.45300	24000.	79	18832	No
160	GOM_NL__2PRFIN20051006_164247_000000412041_00241_18832_7366.N1	06-OCT-2005 16:42:47	Straylight	40.500	84	Alp Phe	2.3970	4500.0	81	18832	No

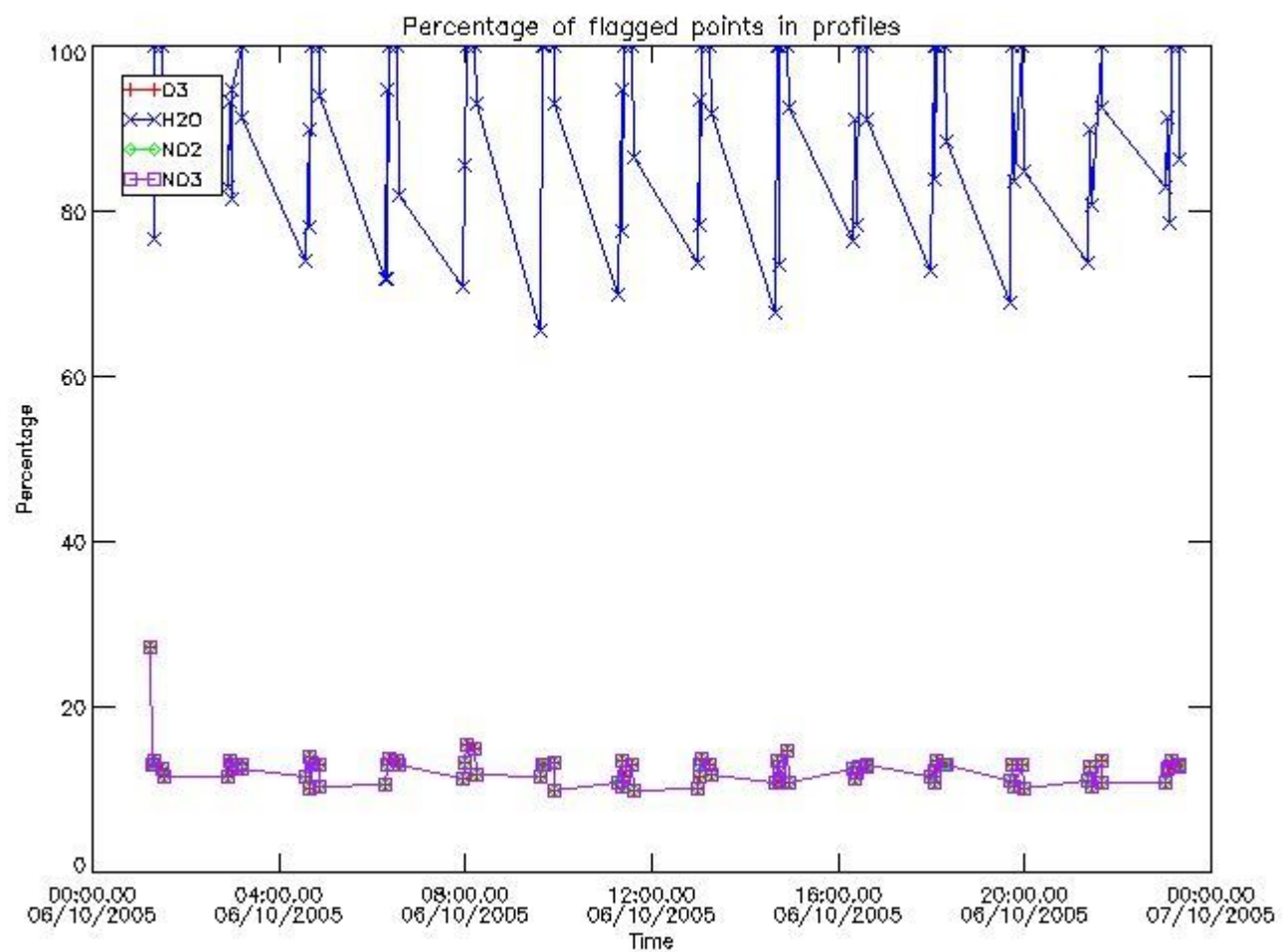
161	GOM_NL__2PRFIN20051006_165939_000000362041_00241_18832_7367.N1	06-OCT-2005 16:59:39	Bright	36.000	90	54Alp Peg	2.4870	11000.	72	18832	No
162	GOM_NL__2PRFIN20051006_170314_000000372041_00241_18832_7368.N1	06-OCT-2005 17:03:14	Bright	37.000	93	53Bet Peg	2.5200	3100.0	74	18832	No
163	GOM_NL__2PRFIN20051006_171342_000000342041_00241_18832_7369.N1	06-OCT-2005 17:13:42	Bright	34.000	89	5Alp Cep	2.4510	8000.0	68	18832	No
164	GOM_NL__2PRFIN20051006_172031_000000362041_00241_18832_7370.N1	06-OCT-2005 17:20:31	Bright	35.500	49	1Alp UMi	1.9900	6300.0	71	18832	No
165	GOM_NL__2PRFIN20051006_172257_000000362041_00241_18832_7371.N1	06-OCT-2005 17:22:57	Bright	35.500	60	7Bet UMi	2.0810	3950.0	71	18832	No
166	GOM_NL__2PRFIN20051006_172837_000000342041_00241_18832_7372.N1	06-OCT-2005 17:28:37	Bright	34.000	36	50Alp UMa	1.8000	6300.0	68	18832	No
167	GOM_NL__2PRFIN20051006_173008_000000352041_00241_18832_7373.N1	06-OCT-2005 17:30:08	Bright	35.000	82	48Bet UMa	2.3650	10600.	70	18832	No
168	GOM_NL__2PRFIN20051006_173325_000000352041_00241_18832_7374.N1	06-OCT-2005 17:33:25	Bright	34.500	174	52Psi UMa	3.0040	4400.0	69	18832	No
169	GOM_NL__2PRFIN20051006_174051_000000342041_00241_18832_7375.N1	06-OCT-2005 17:40:51	Bright	34.000	51	41Gam1Leo	2.0100	4500.0	68	18832	No
170	GOM_NL__2PRFIN20051006_175941_000000452041_00241_18832_7376.N1	06-OCT-2005 17:59:41	Dark	44.500	65	Lam Vel	2.2040	4400.0	89	18832	No
171	GOM_NL__2PRFIN20051006_180256_000000422041_00241_18832_7377.N1	06-OCT-2005 18:02:56	Dark	41.500	46	Del Vel	1.9540	10600.	83	18832	No
172	GOM_NL__2PRFIN20051006_180431_000000472041_00242_18833_7362.N1	06-OCT-2005 18:04:31	Dark	47.000	41	Eps Car	1.8600	4100.0	94	18833	No
173	GOM_NL__2PRFIN20051006_180553_000000382041_00242_18833_7363.N1	06-OCT-2005 18:05:53	Dark	37.500	29	Bet Car	1.6720	10200.	75	18833	No
174	GOM_NL__2PRFIN20051006_181642_000000402041_00242_18833_7364.N1	06-OCT-2005 18:16:42	Dark	39.500	143	Alp Hyi	2.8570	7200.0	79	18833	No
175	GOM_NL__2PRFIN20051006_181810_000000392041_00242_18833_7365.N1	06-OCT-2005 18:18:10	Dark	38.500	9	Alp Eri	0.45300	24000.	77	18833	No
176	GOM_NL__2PRFIN20051006_182323_000000432041_00242_18833_7366.N1	06-OCT-2005 18:23:23	Straylight	43.000	84	Alp Phe	2.3970	4500.0	86	18833	No
177	GOM_NL__2PRFIN20051006_184015_000000372041_00242_18833_7367.N1	06-OCT-2005 18:40:15	Bright	36.500	90	54Alp Peg	2.4870	11000.	73	18833	No
178	GOM_NL__2PRFIN20051006_184350_000000382041_00242_18833_7368.N1	06-OCT-2005 18:43:50	Bright	37.500	93	53Bet Peg	2.5200	3100.0	75	18833	No
179	GOM_NL__2PRFIN20051006_185418_000000362041_00242_18833_7369.N1	06-OCT-2005 18:54:18	Bright	35.500	89	5Alp Cep	2.4510	8000.0	71	18833	No
180	GOM_NL__2PRFIN20051006_190107_000000352041_00242_18833_7370.N1	06-OCT-2005 19:01:07	Bright	35.000	49	1Alp UMi	1.9900	6300.0	70	18833	No
181	GOM_NL__2PRFIN20051006_190334_000000362041_00242_18833_7371.N1	06-OCT-2005 19:03:34	Bright	36.000	60	7Bet UMi	2.0810	3950.0	72	18833	No
182	GOM_NL__2PRFIN20051006_190913_000000382041_00242_18833_7372.N1	06-OCT-2005 19:09:13	Bright	37.500	36	50Alp UMa	1.8000	6300.0	75	18833	No
183	GOM_NL__2PRFIN20051006_191044_000000442041_00242_18833_7373.N1	06-OCT-2005 19:10:44	Bright	43.500	82	48Bet UMa	2.3650	10600.	87	18833	No
184	GOM_NL__2PRFIN20051006_191401_000000352041_00242_18833_7374.N1	06-OCT-2005 19:14:01	Bright	34.500	174	52Psi UMa	3.0040	4400.0	69	18833	No
185	GOM_NL__2PRFIN20051006_192127_000000352041_00242_18833_7375.N1	06-OCT-2005 19:21:27	Bright	34.500	51	41Gam1Leo	2.0100	4500.0	69	18833	No
186	GOM_NL__2PRFIN20051006_194017_000000462041_00242_18833_7376.N1	06-OCT-2005 19:40:17	Dark	45.500	65	Lam Vel	2.2040	4400.0	91	18833	No
187	GOM_NL__2PRFIN20051006_194332_000000402041_00242_18833_7377.N1	06-OCT-2005 19:43:32	Dark	39.500	46	Del Vel	1.9540	10600.	79	18833	No
188	GOM_NL__2PRFIN20051006_194507_000000492041_00243_18834_7362.N1	06-OCT-2005 19:45:07	Dark	49.000	41	Eps Car	1.8600	4100.0	98	18834	No
189	GOM_NL__2PRFIN20051006_195718_000000392041_00243_18834_7363.N1	06-OCT-2005 19:57:18	Dark	39.000	143	Alp Hyi	2.8570	7200.0	78	18834	No
190	GOM_NL__2PRFIN20051006_195846_000000502041_00243_18834_7364.N1	06-OCT-2005 19:58:46	Dark	49.500	9	Alp Eri	0.45300	24000.	99	18834	No
191	GOM_NL__2PRFIN20051006_200359_000000442041_00243_18834_7365.N1	06-OCT-2005 20:03:59	Straylight	43.500	84	Alp Phe	2.3970	4500.0	87	18834	No
192	GOM_NL__2PRFIN20051006_202051_000000362041_00243_18834_7366.N1	06-OCT-2005 20:20:51	Bright	36.000	90	54Alp Peg	2.4870	11000.	72	18834	No
193	GOM_NL__2PRFIN20051006_202426_000000372041_00243_18834_7367.N1	06-OCT-2005 20:24:26	Bright	37.000	93	53Bet Peg	2.5200	3100.0	74	18834	No
194	GOM_NL__2PRFIN20051006_203454_000000372041_00243_18834_7368.N1	06-OCT-2005 20:34:54	Bright	36.500	89	5Alp Cep	2.4510	8000.0	73	18834	No
195	GOM_NL__2PRFIN20051006_204143_000000362041_00243_18834_7369.N1	06-OCT-2005 20:41:43	Bright	35.500	49	1Alp UMi	1.9900	6300.0	71	18834	No
196	GOM_NL__2PRFIN20051006_204410_000000362041_00243_18834_7370.N1	06-OCT-2005 20:44:10	Bright	36.000	60	7Bet UMi	2.0810	3950.0	72	18834	No
197	GOM_NL__2PRFIN20051006_204949_000000352041_00243_18834_7371.N1	06-OCT-2005 20:49:49	Bright	34.500	36	50Alp UMa	1.8000	6300.0	69	18834	No
198	GOM_NL__2PRFIN20051006_205120_000000332041_00243_18834_7372.N1	06-OCT-2005 20:51:20	Bright	33.000	82	48Bet UMa	2.3650	10600.	66	18834	No
199	GOM_NL__2PRFIN20051006_205437_000000342041_00243_18834_7373.N1	06-OCT-2005 20:54:37	Bright	33.500	174	52Psi UMa	3.0040	4400.0	67	18834	No
200	GOM_NL__2PRFIN20051006_210203_000000342041_00243_18834_7374.N1	06-OCT-2005 21:02:03	Bright	34.000	51	41Gam1Leo	2.0100	4500.0	68	18834	No
201	GOM_NL__2PRFIN20051006_212053_000000462041_00243_18834_7375.N1	06-OCT-2005 21:20:53	Dark	46.000	65	Lam Vel	2.2040	4400.0	92	18834	No
202	GOM_NL__2PRFIN20051006_212408_000000402041_00243_18834_7376.N1	06-OCT-2005 21:24:08	Dark	40.000	46	Del Vel	1.9540	10600.	80	18834	No
203	GOM_NL__2PRFIN20051006_212543_000000502041_00244_18835_7362.N1	06-OCT-2005 21:25:43	Dark	49.500	41	Eps Car	1.8600	4100.0	99	18835	No
204	GOM_NL__2PRFIN20051006_213755_000000382041_00244_18835_7363.N1	06-OCT-2005 21:37:55	Dark	38.000	143	Alp Hyi	2.8570	7200.0	76	18835	No
205	GOM_NL__2PRFIN20051006_213922_000000472041_00244_18835_7364.N1	06-OCT-2005 21:39:22	Dark	47.000	9	Alp Eri	0.45300	24000.	94	18835	No
206	GOM_NL__2PRFIN20051006_214435_000000432041_00244_18835_7365.N1	06-OCT-2005 21:44:35	Straylight	43.000	84	Alp Phe	2.3970	4500.0	86	18835	No
207	GOM_NL__2PRFIN20051006_220127_000000362041_00244_18835_7366.N1	06-OCT-2005 22:01:27	Bright	35.500	90	54Alp Peg	2.4870	11000.	71	18835	No
208	GOM_NL__2PRFIN20051006_220502_000000372041_00244_18835_7367.N1	06-OCT-2005 22:05:02	Bright	36.500	93	53Bet Peg	2.5200	3100.0	73	18835	No
209	GOM_NL__2PRFIN20051006_221530_000000362041_00244_18835_7368.N1	06-OCT-2005 22:15:30	Bright	35.500	89	5Alp Cep	2.4510	8000.0	71	18835	No
210	GOM_NL__2PRFIN20051006_222219_000000372041_00244_18835_7369.N1	06-OCT-2005 22:22:19	Bright	36.500	49	1Alp UMi	1.9900	6300.0	73	18835	No
211	GOM_NL__2PRFIN20051006_222446_000000342041_00244_18835_7370.N1	06-OCT-2005 22:24:46	Bright	34.000	60	7Bet UMi	2.0810	3950.0	68	18835	No
212	GOM_NL__2PRFIN20051006_223025_000000382041_00244_18835_7371.N1	06-OCT-2005 22:30:25	Bright	37.500	36	50Alp UMa	1.8000	6300.0	75	18835	No
213	GOM_NL__2PRFIN20051006_223156_000000362041_00244_18835_7372.N1	06-OCT-2005 22:31:56	Bright	35.500	82	48Bet UMa	2.3650	10600.	71	18835	No
214	GOM_NL__2PRFIN20051006_223513_000000432041_00244_18835_7373.N1	06-OCT-2005 22:35:13	Bright	42.500	174	52Psi UMa	3.0040	4400.0	85	18835	No
215	GOM_NL__2PRFIN20051006_224239_000000352041_00244_18835_7374.N1	06-OCT-2005 22:42:39	Bright	35.000	51	41Gam1Leo	2.0100	4500.0	70	18835	No
216	GOM_NL__2PRFIN20051006_230130_000000472041_00244_18835_7375.N1	06-OCT-2005 23:01:30	Dark	47.000	65	Lam Vel	2.2040	4400.0	94	18835	No
217	GOM_NL__2PRFIN20051006_230444_000000412041_00244_18835_7376.N1	06-OCT-2005 23:04:44	Dark	40.500	46	Del Vel	1.9540	10600.	81	18835	No
218	GOM_NL__2PRFIN20051006_230619_000000402041_00245_18836_7362.N1	06-OCT-2005 23:06:19	Dark	40.000	41	Eps Car	1.8600	4100.0	80	18836	No
219	GOM_NL__2PRFIN20051006_230741_000000382041_00245_18836_7363.N1	06-OCT-2005 23:07:41	Dark	38.000	29	Bet Car	1.6720	10200.	76	18836	No

220	GOM_NL__2PRFIN20051006_231831_000000392041_00245_18836_7364.N1	06-OCT-2005 23:18:31	Dark	39.000	143	Alp Hyi	2.8570	7200.0	78	18836	No
221	GOM_NL__2PRFIN20051006_231958_000000442041_00245_18836_7365.N1	06-OCT-2005 23:19:58	Dark	44.000	9	Alp Eri	0.45300	24000.	88	18836	No
222	GOM_NL__2PRFIN20051006_232511_000000422041_00245_18836_7366.N1	06-OCT-2005 23:25:11	Straylight	41.500	84	Alp Phe	2.3970	4500.0	83	18836	No
223	GOM_NL__2PRFIN20051006_234203_000000352041_00245_18836_7367.N1	06-OCT-2005 23:42:03	Bright	35.000	90	54Alp Peg	2.4870	11000.	70	18836	No
224	GOM_NL__2PRFIN20051006_234538_000000392041_00245_18836_7368.N1	06-OCT-2005 23:45:38	Bright	38.500	93	53Bet Peg	2.5200	3100.0	77	18836	No
225	GOM_NL__2PRFIN20051006_235607_000000362041_00245_18836_7369.N1	06-OCT-2005 23:56:07	Bright	36.000	89	5Alp Cep	2.4510	8000.0	72	18836	No

3. Quality information per product

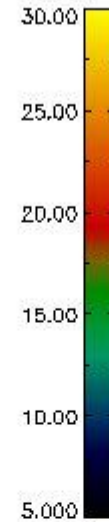
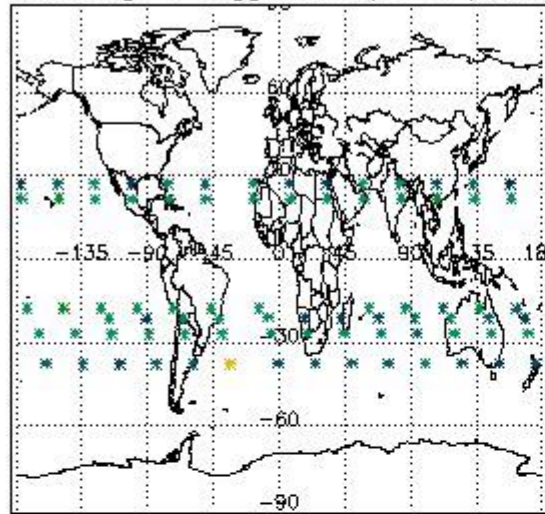
In this section it is plotted some information contained in the Quality Summary data set of the level 2 products. Only products in dark limb conditions and without errors (error flag in the MPH set to "0") are used.

3.1 Plot quality information per product (time dependant)

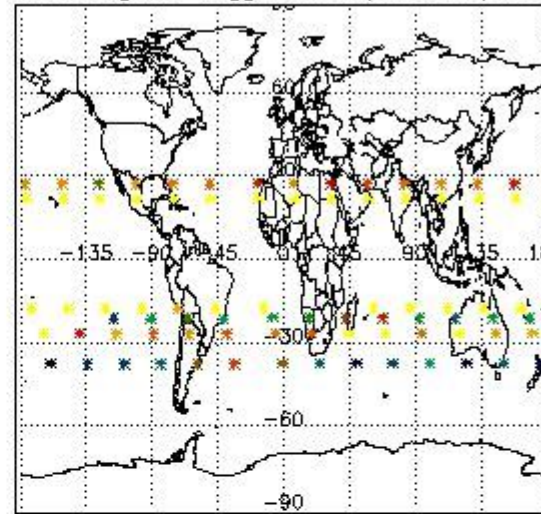


3.2 Plot quality information per product (world map)


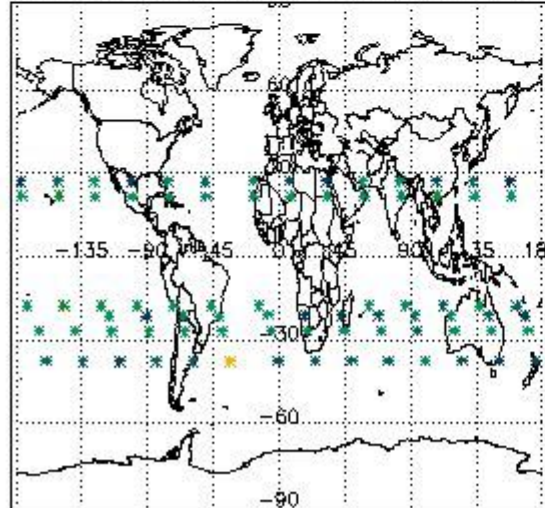
Percentage of flagged data per O3 profile



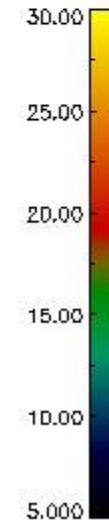
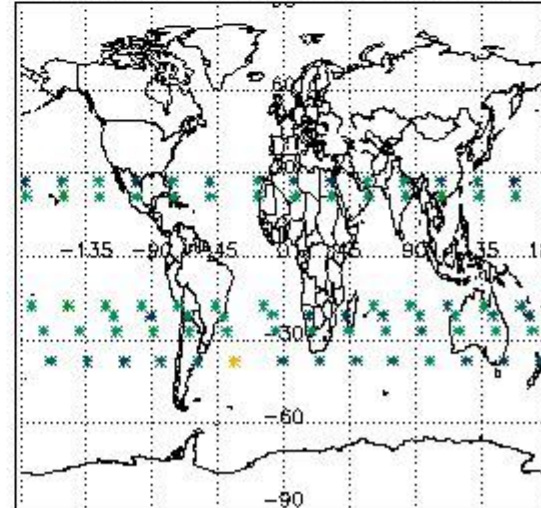
Percentage of flagged data per H2O profile



Percentage of flagged data per NO2 profile



Percentage of flagged data per NO3 profile

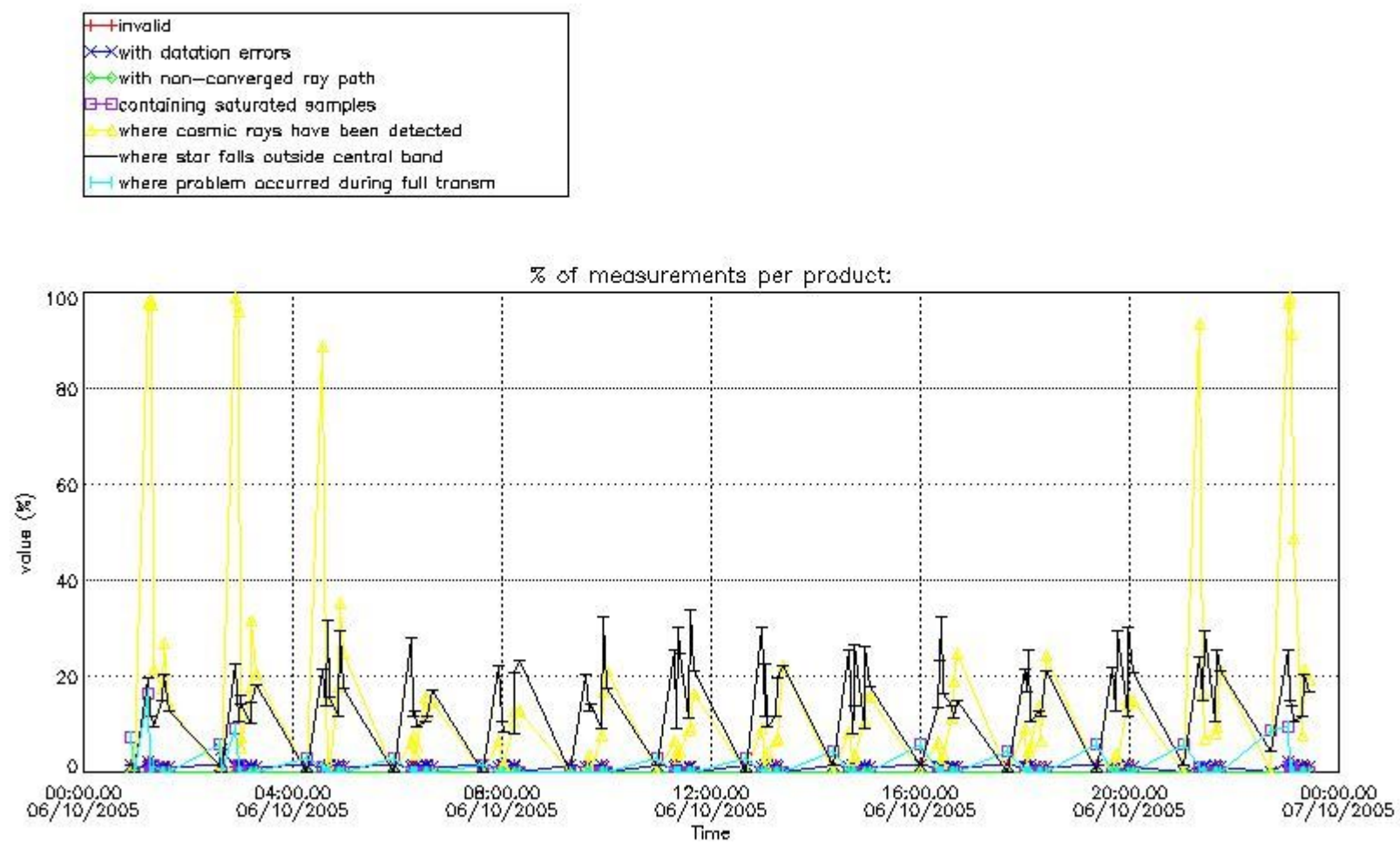


4. Level 1 quality information per product

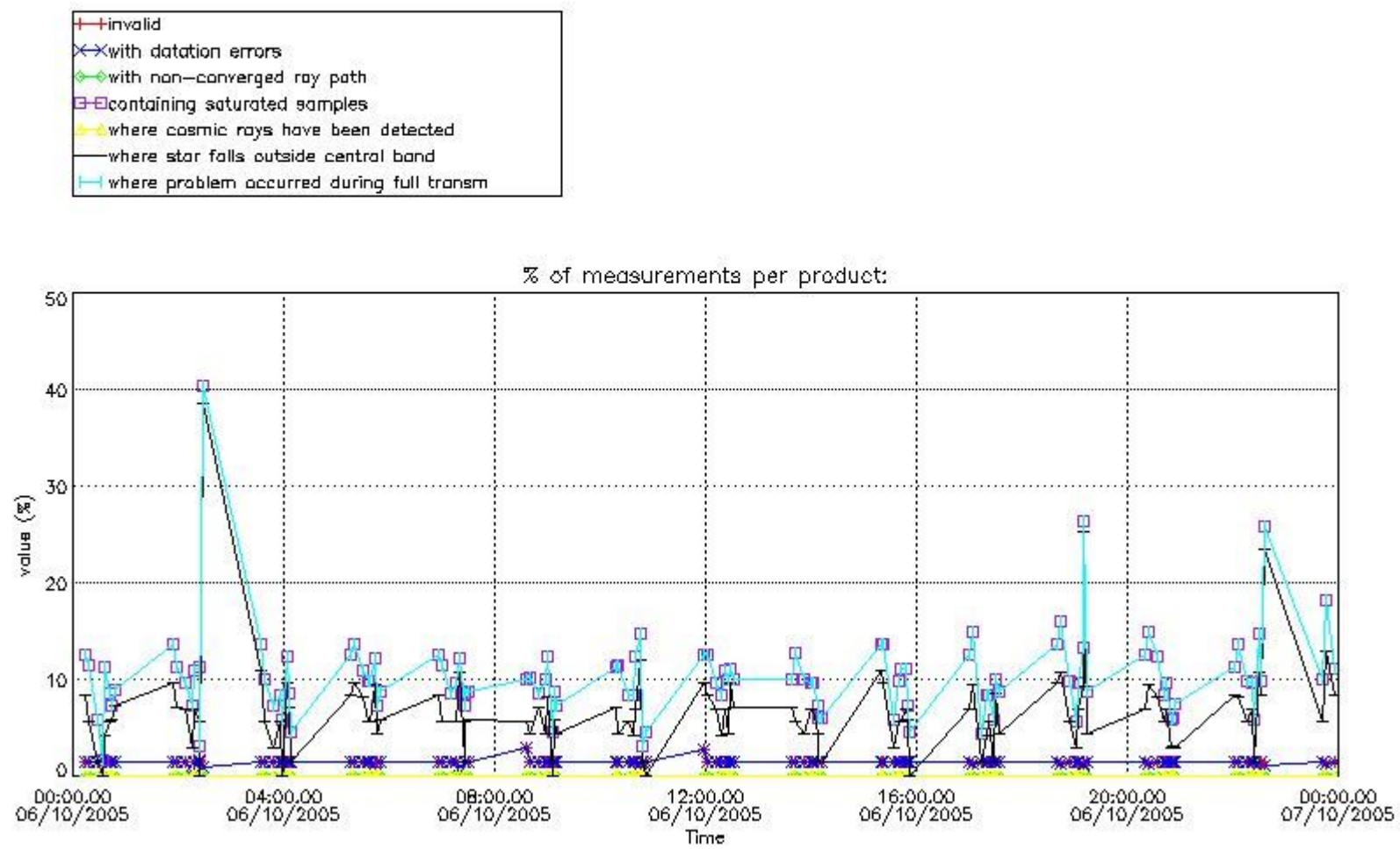
In this section it is plotted some information contained in the Quality Summary data set of the level 2 products that comes from the level 1b processing. Products without errors (error flag in the MPH set to "0") are used.

4.1 Plot quality information per product (time dependant) coming from level 1b processing

4.1.1 Plot level 1 quality information per product (time dependant): ENVISAT ASCENDING passes



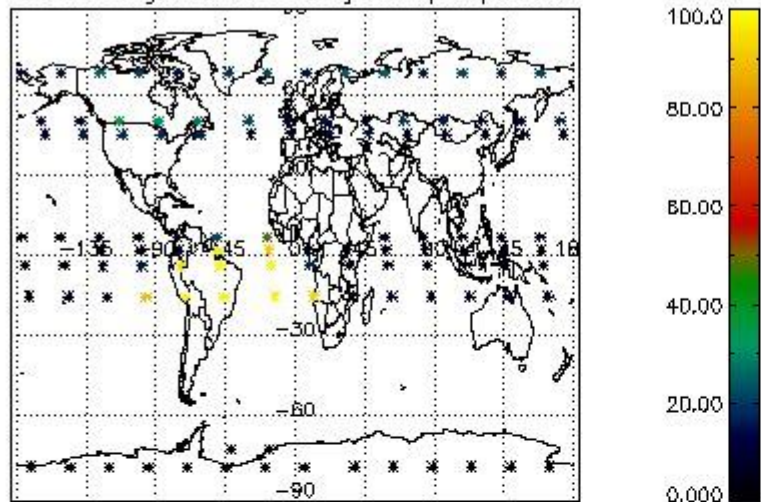
4.1.2 Plot level 1 quality information per product (time dependant): ENVI SAT DESCENDING passes



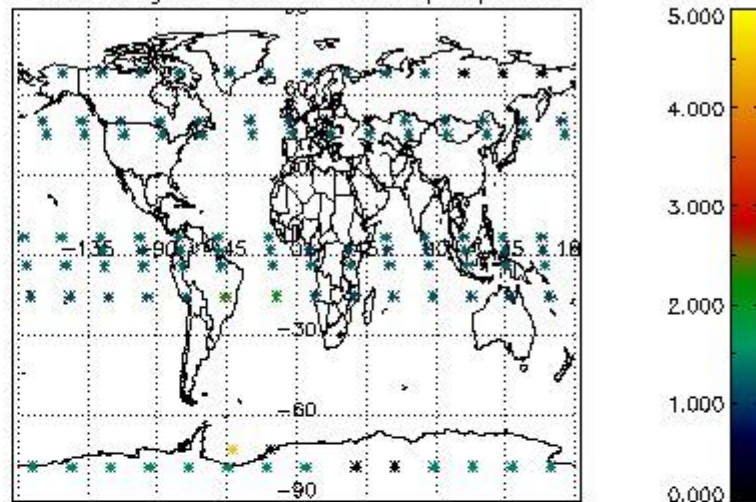
4.2 Plot quality information per product coming from level 1b processing (world map)

4.2.1 Plot level 1 quality information per product (world map): ENVISAT ASCENDING passes

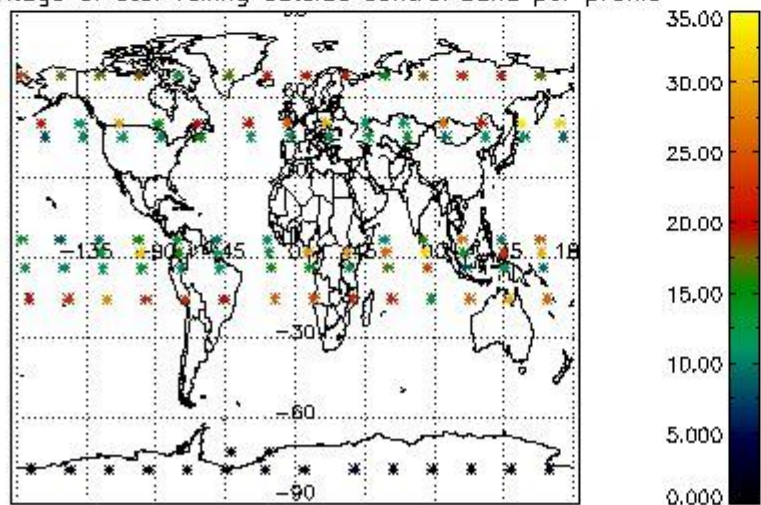
Percentage of cosmic ray hits per profile



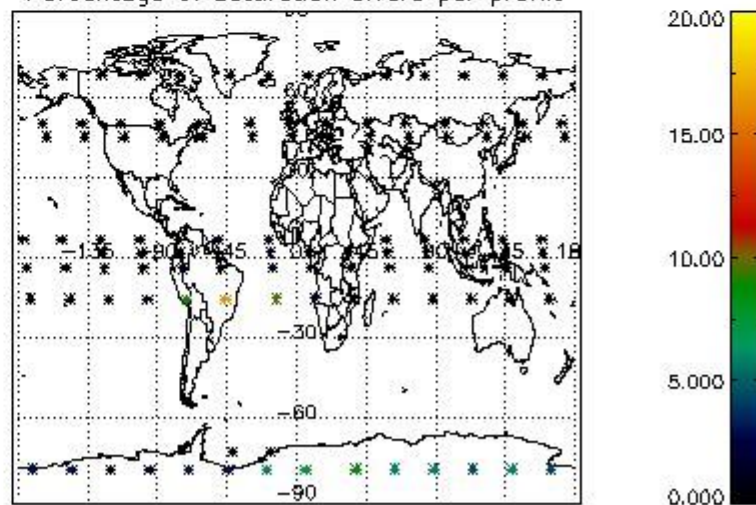
Percentage of datation errors per profile



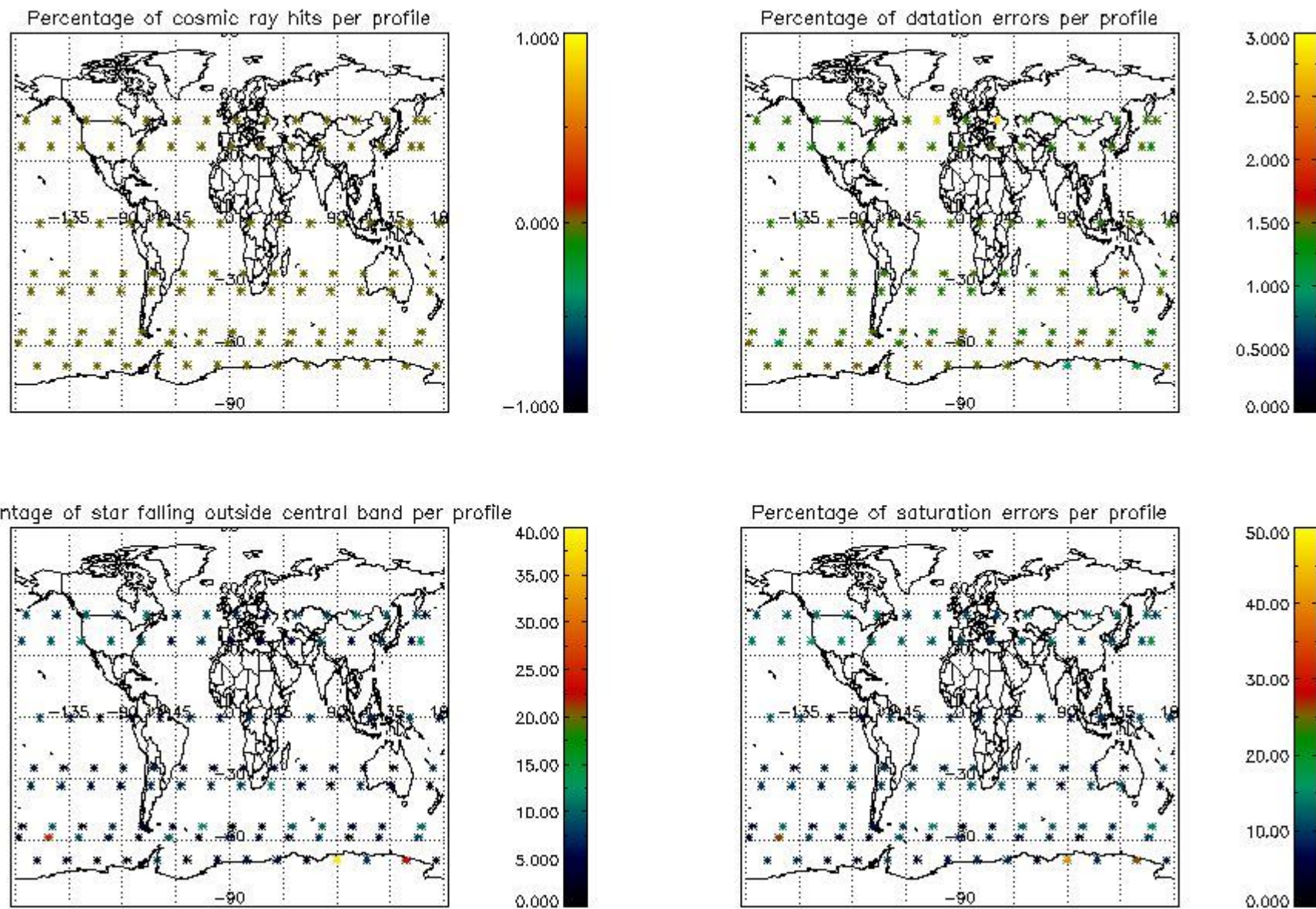
Percentage of star falling outside central band per profile



Percentage of saturation errors per profile



4.2.2 Plot level 1 quality information per product (world map): ENVISAT DESCENDING passes



5. Trace gas profiles

5.1 Ozone statistics based on quality of products

The final quality of the products can be "measured" using the STD (Standard Deviation) attached to every point profile. This information is written to the parameter GOM_NL__2P/NL_LOCAL_SPECIES_DENSITY/o3_std of the level 2 products. The table below shows the statistics for given STD ranges.

The statistics are given with respect to the overall valid production:

- Products without fatal errors: GOM_NL__2P/MPH/PRODUCT_ERR=0
- Valid point profile: GOM_NL__2P/NL_LOCAL_SPECIES_DENSITY/pcd(0)=0

The 'Criteria' is applied to valid points of dark limb products:

- Products in dark limb illumination condition: GOM_NL__2P/NL_SUMMARY_QUALITY/obs_ill_cond=0
- Products without fatal errors: GOM_NL__2P/MPH/PRODUCT_ERR=0
- Valid point profile: GOM_NL__2P/NL_LOCAL_SPECIES_DENSITY/pcd(0)=0

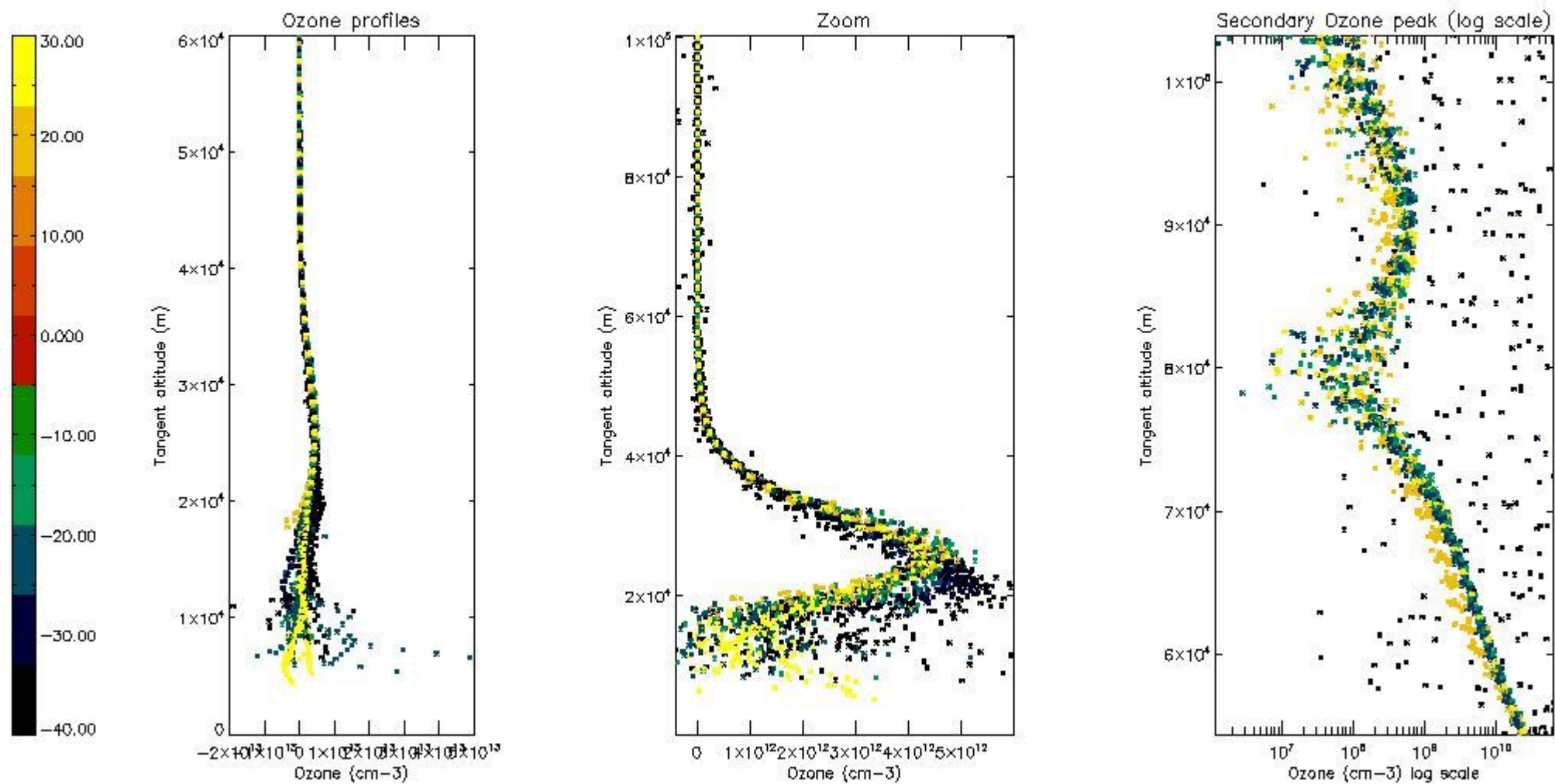
So, the table below shows the percentage of dark limb and valid observations for each criteria with respect to the overall valid daily observations.

Criteria	% of total production
All STD	41
STD < 20	23

STD < 10	18
STD < 5	9

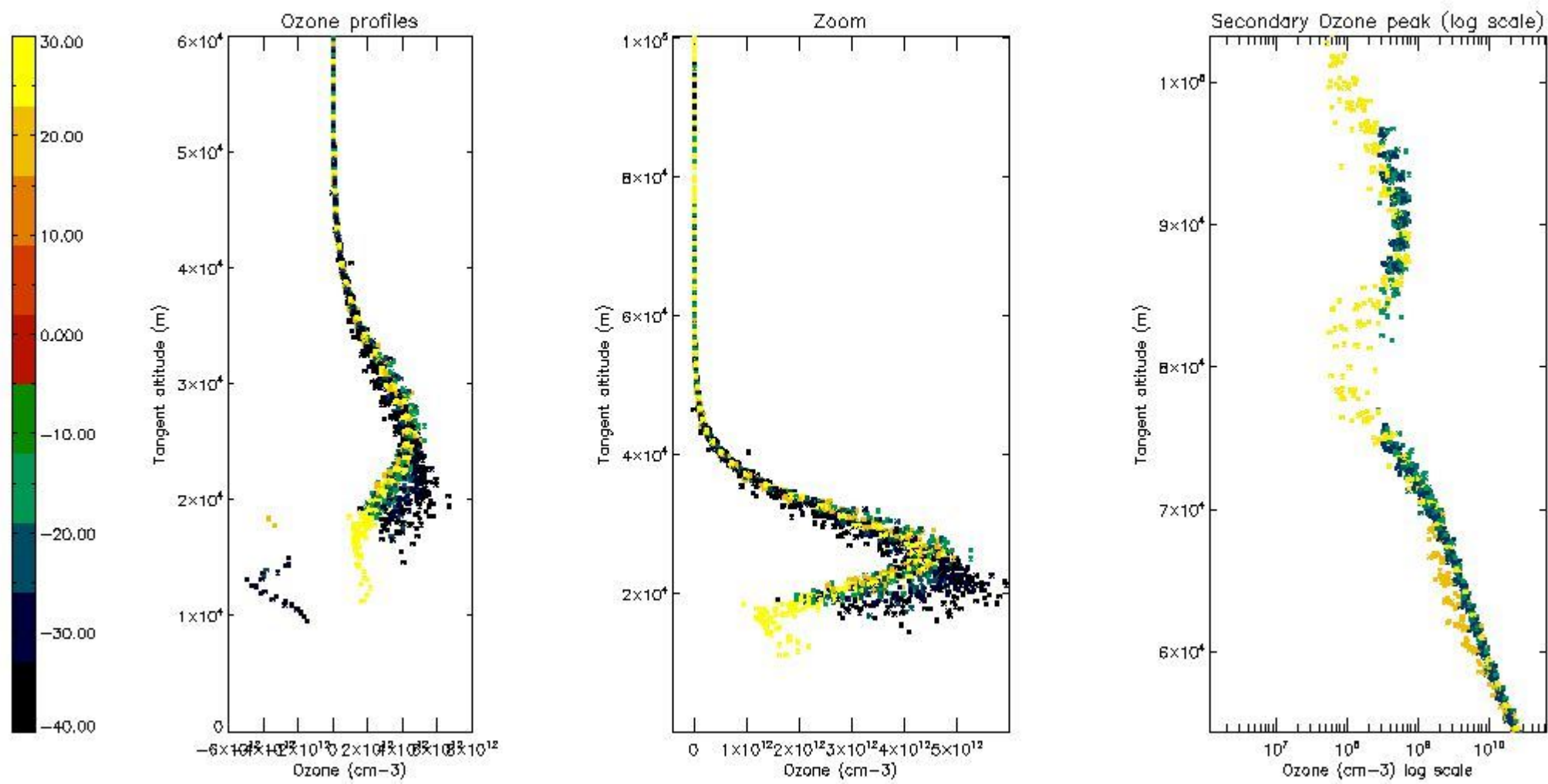
5.2 Plot ozone profiles for all STD (dark without errors)

The colorbar represents the latitude.



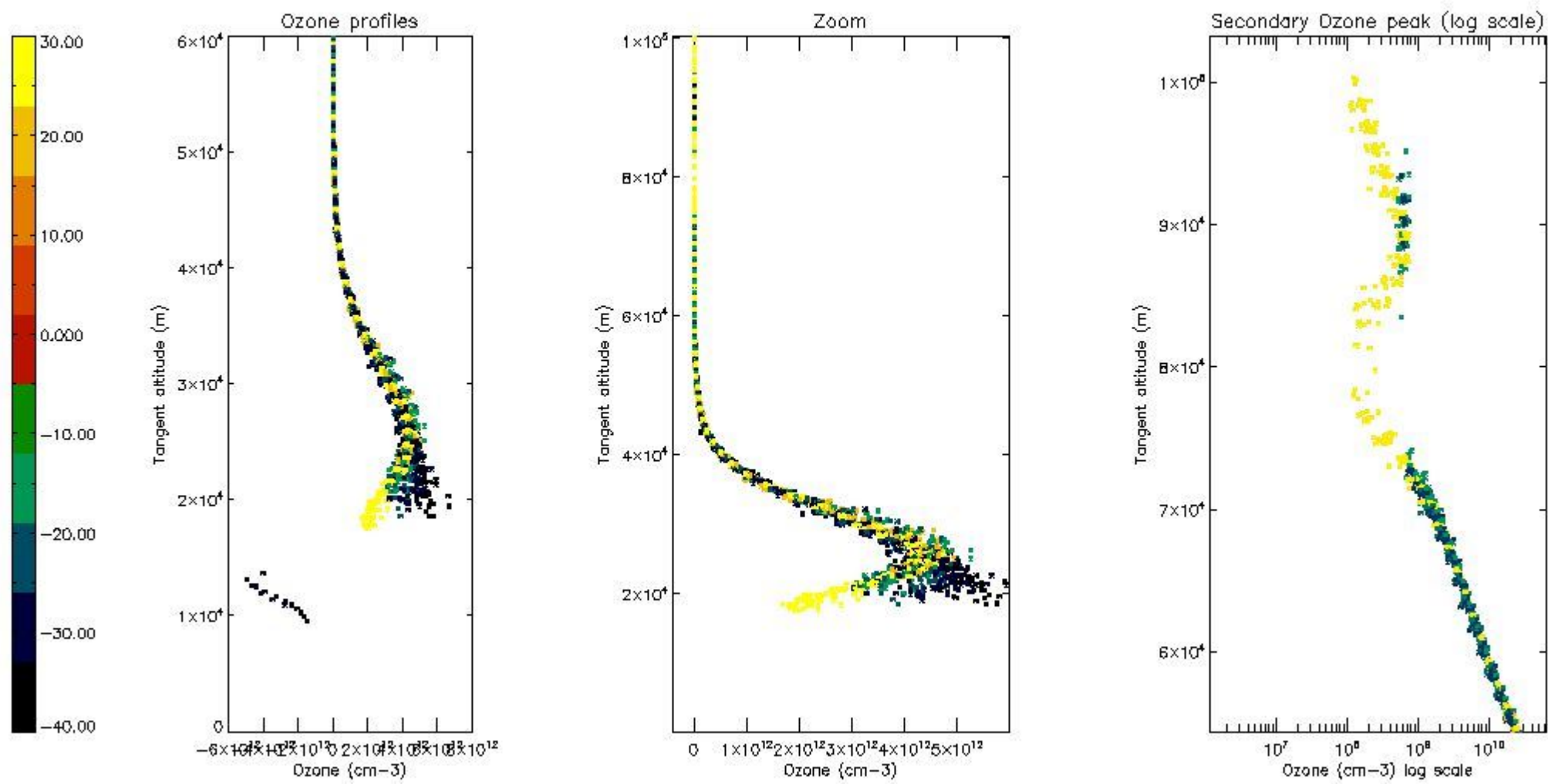
5.3 Plot ozone profiles where STD < 20% (dark without errors)

The colorbar represents the latitude.



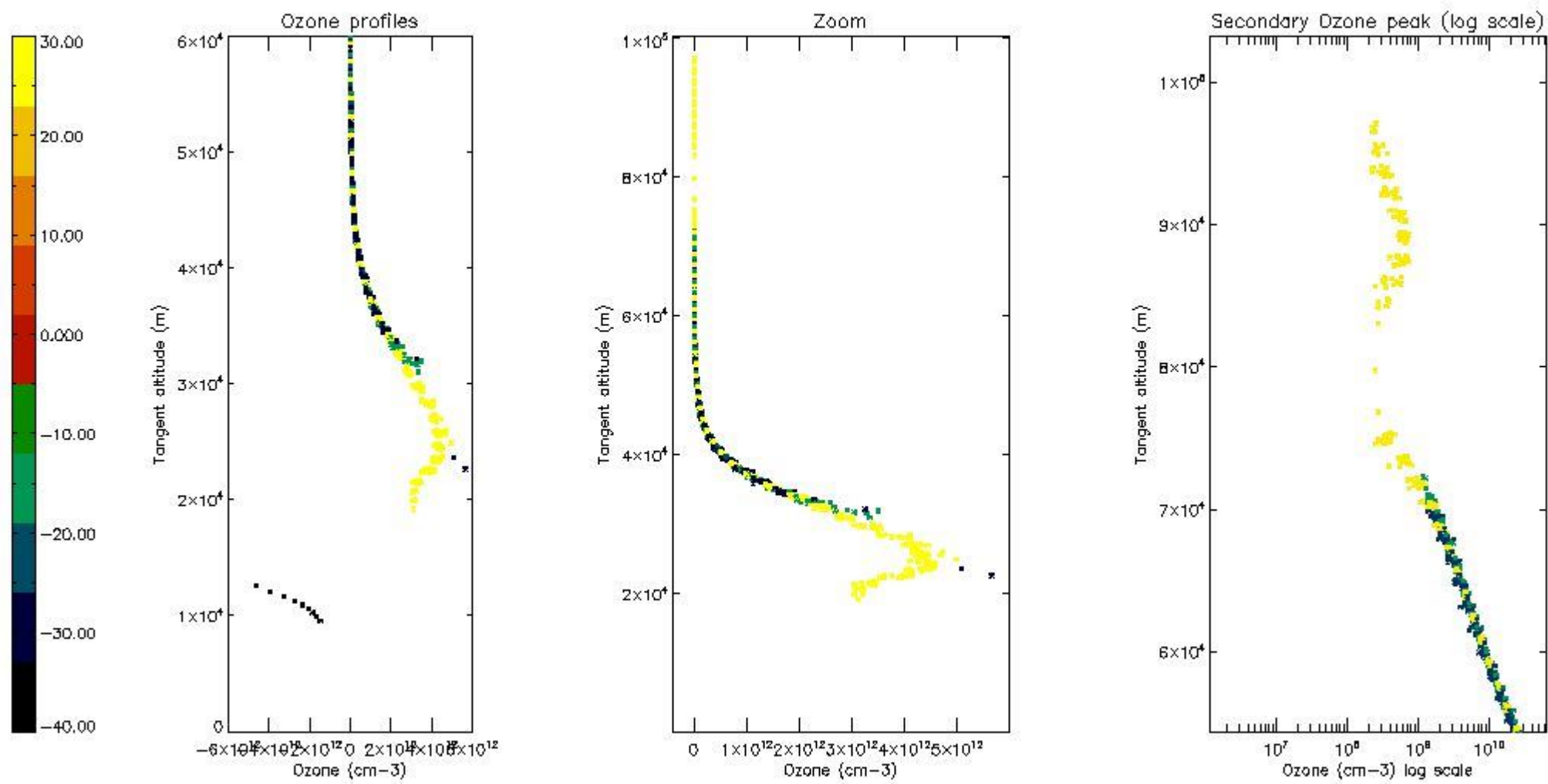
5.4 Plot ozone profiles where STD < 10% (dark without errors)

The colorbar represents the latitude.



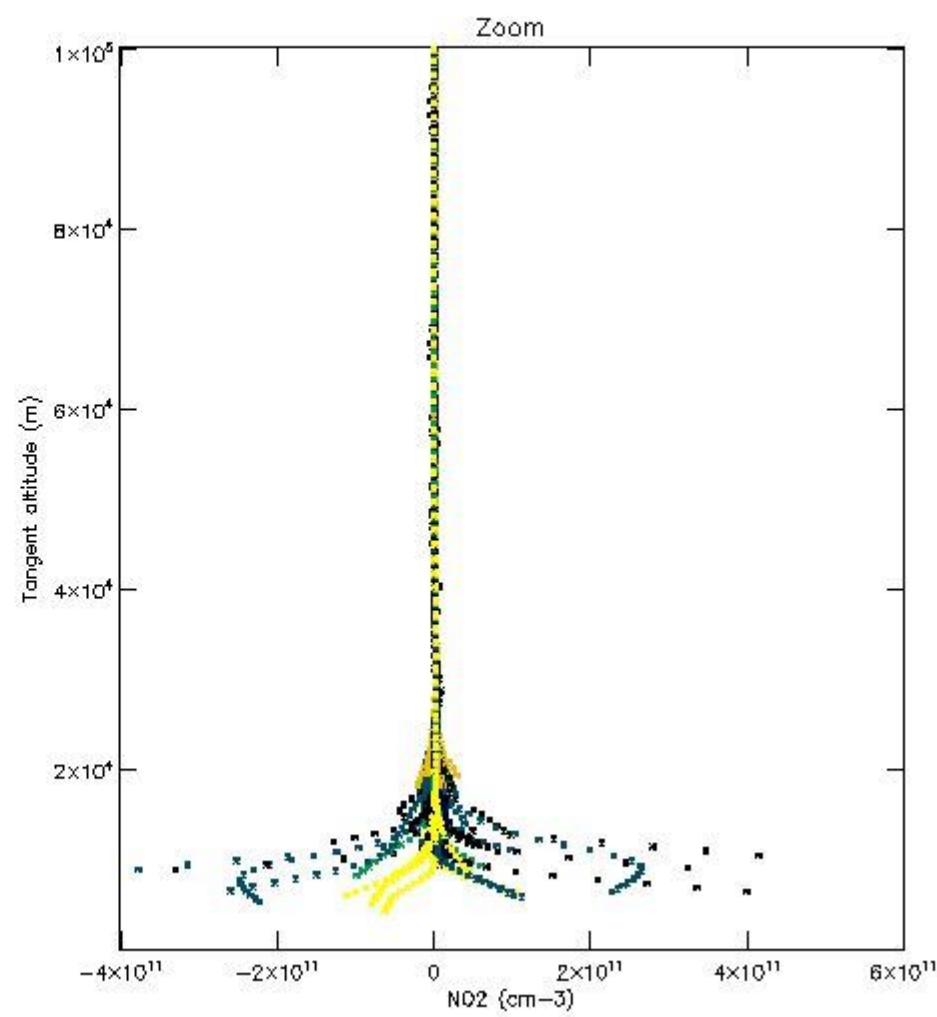
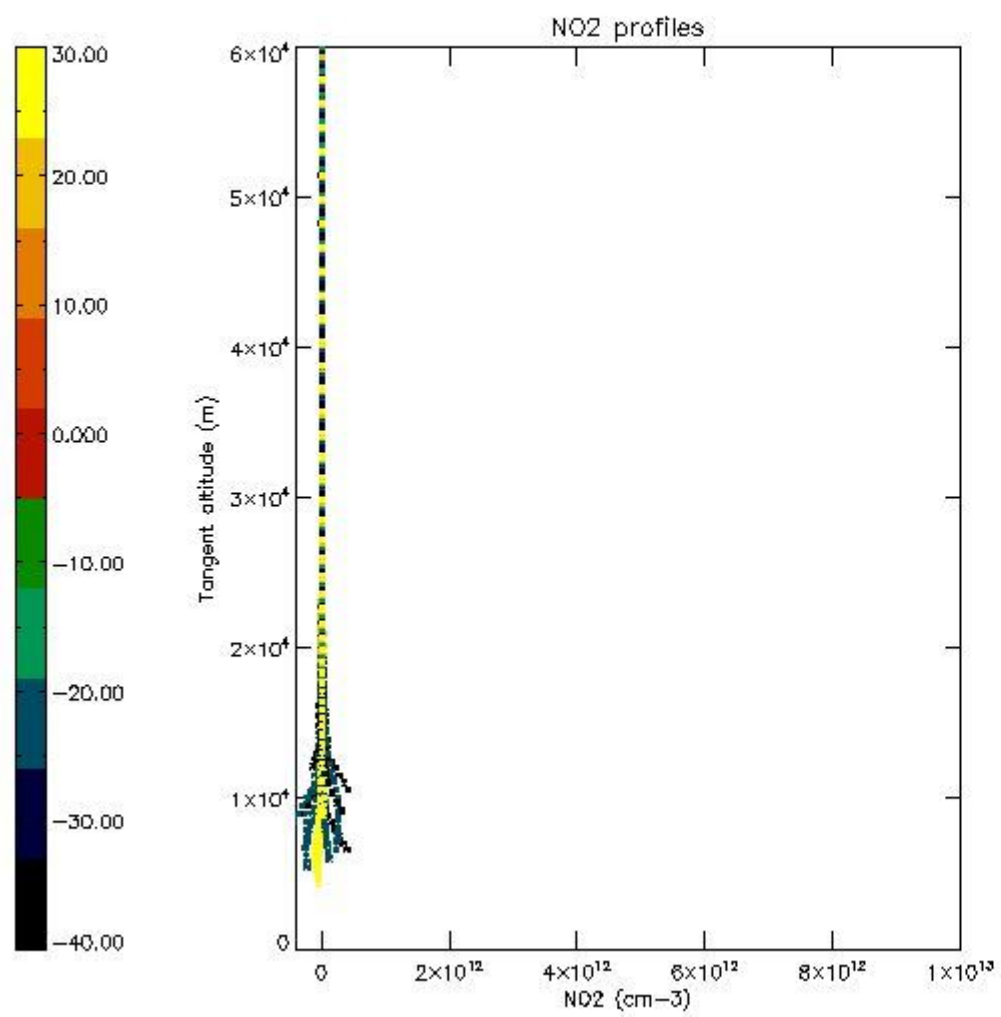
5.5 Plot ozone profiles where STD < 5% (dark without errors)

The colorbar represents the latitude.



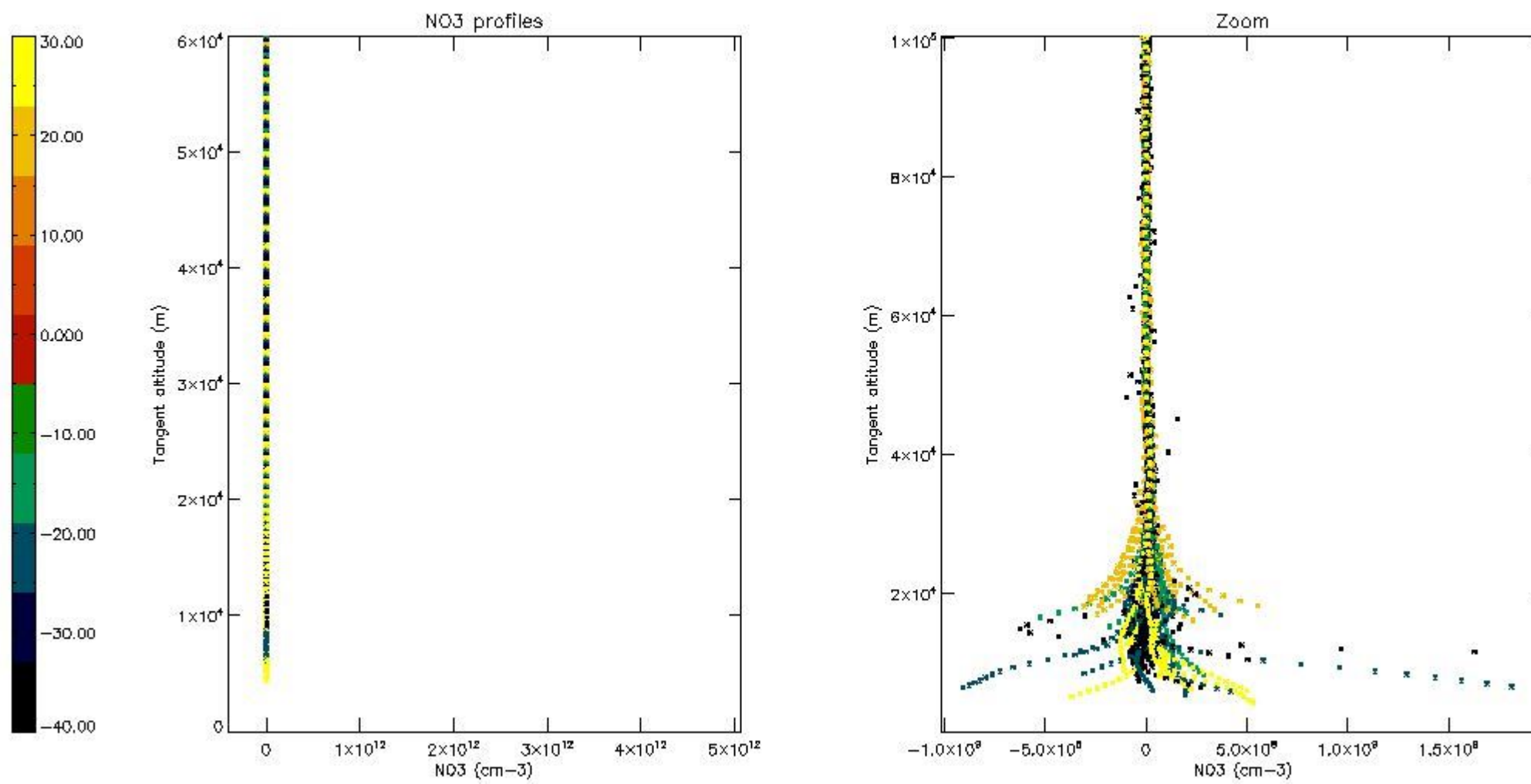
5.6 Plot NO₂ profiles for all STD (dark without errors)

The colorbar represents the latitude.



5.7 Plot NO3 profiles for all STD (dark without errors)

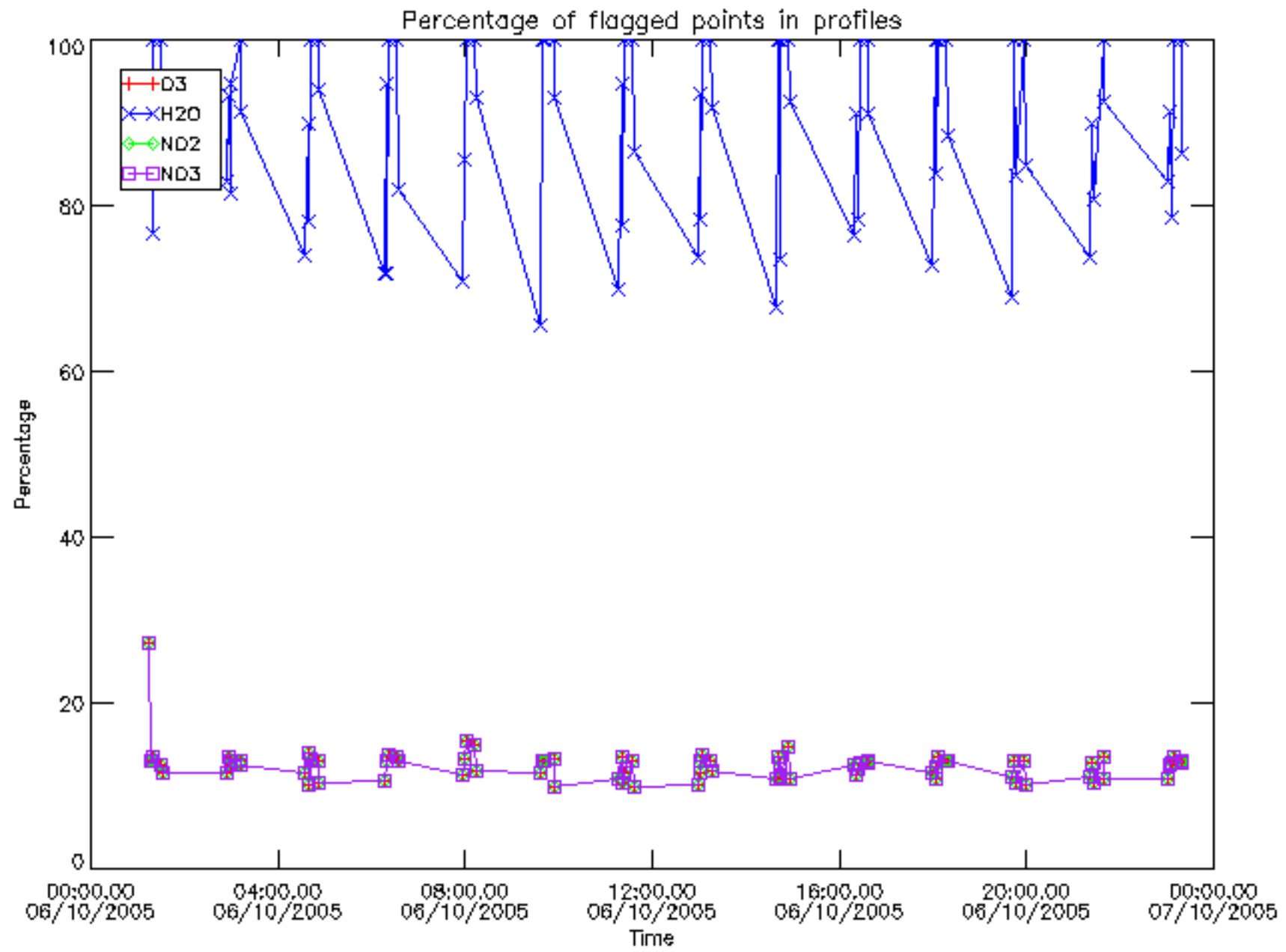
The colorbar represents the latitude.



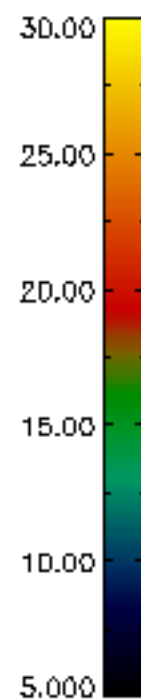
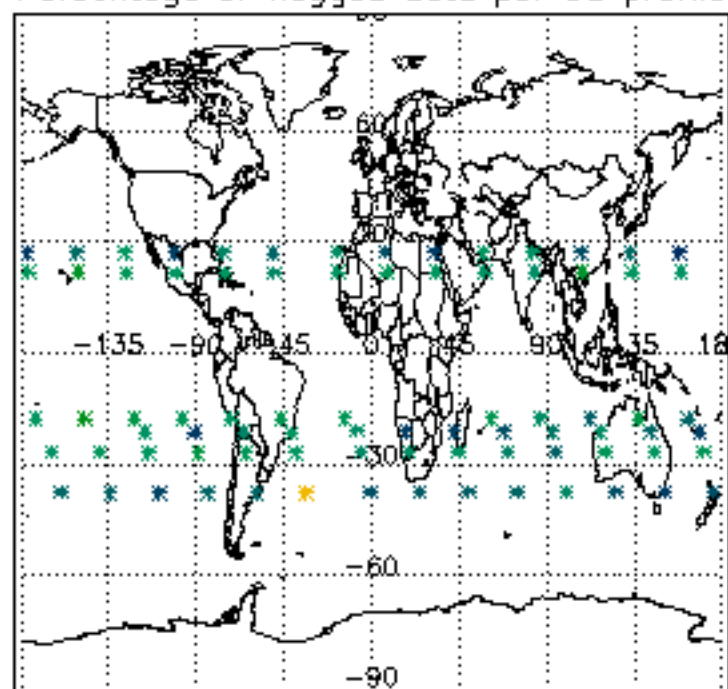
6. Auxiliary Data Files used for the production reported in section 2

The number reported in the third column indicates since which file (see list in section 2) the corresponding auxiliary file has been used. The fourth column is the date of those product files.

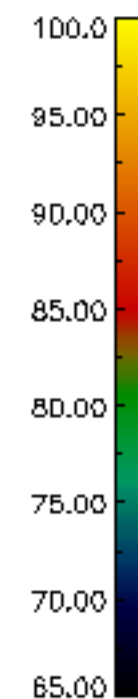
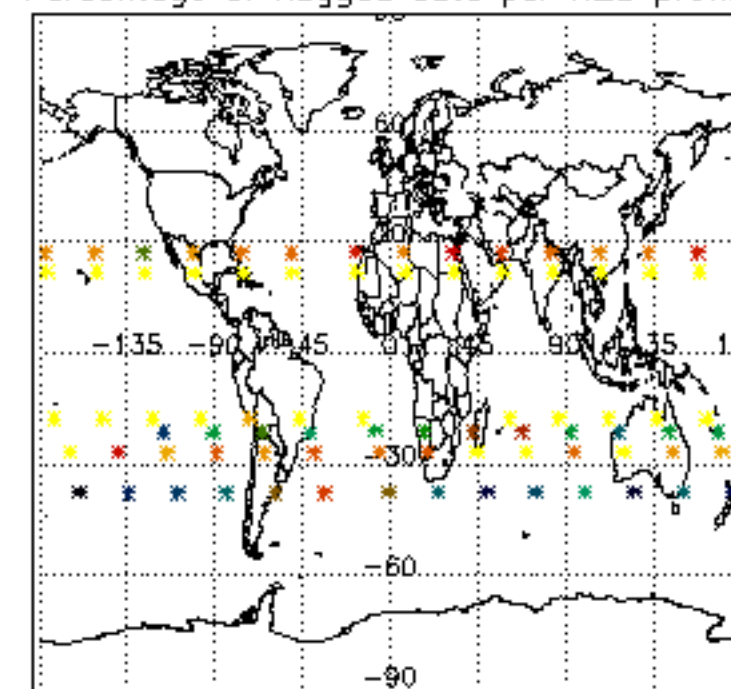
Type	Auxiliary Filename	Used since product	Used since product date
INST_PHYS_CHARACTERISTICS	GOM_INS_AXVIEC20091111_143220_20030716_120000_20500101_000000	1	06-OCT-2005 00:13:38
LEVEL-2_PROC_CONFIG	GOM_PR2_AXVIEC20091111_152718_20020301_000000_20500101_000000	1	06-OCT-2005 00:13:38
CROSS_SECTIONS_FILE	GOM_CRS_AXVIEC20091111_154832_20020301_000000_20500101_000000	1	06-OCT-2005 00:13:38



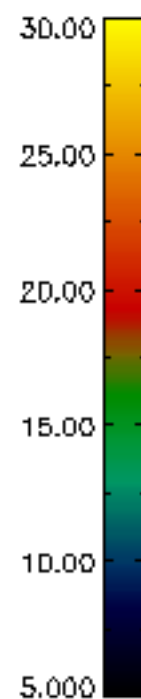
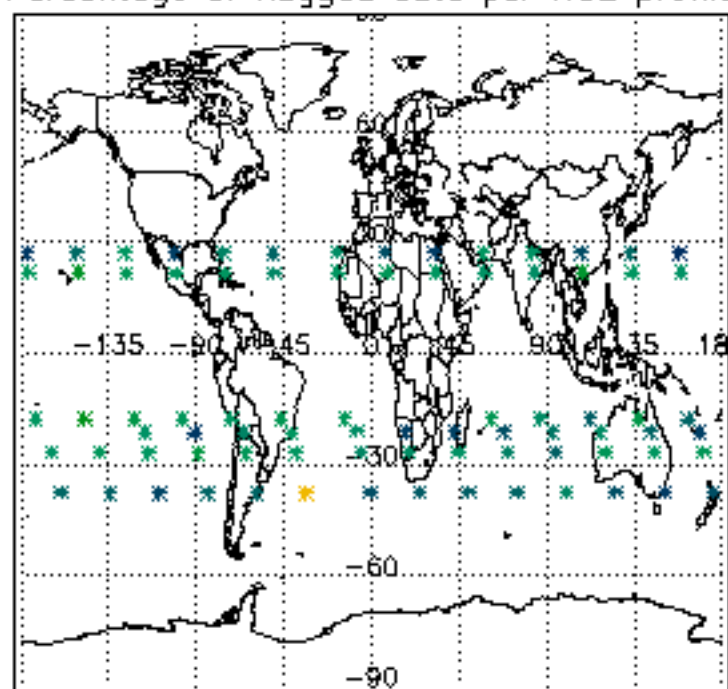
Percentage of flagged data per D3 profile



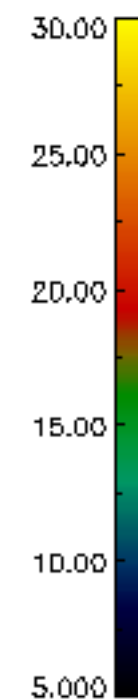
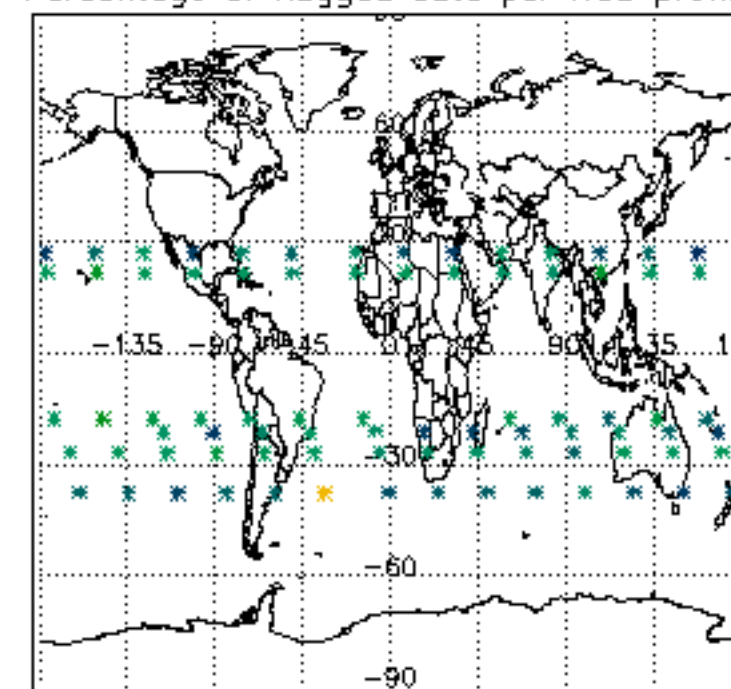
Percentage of flagged data per H2O profile

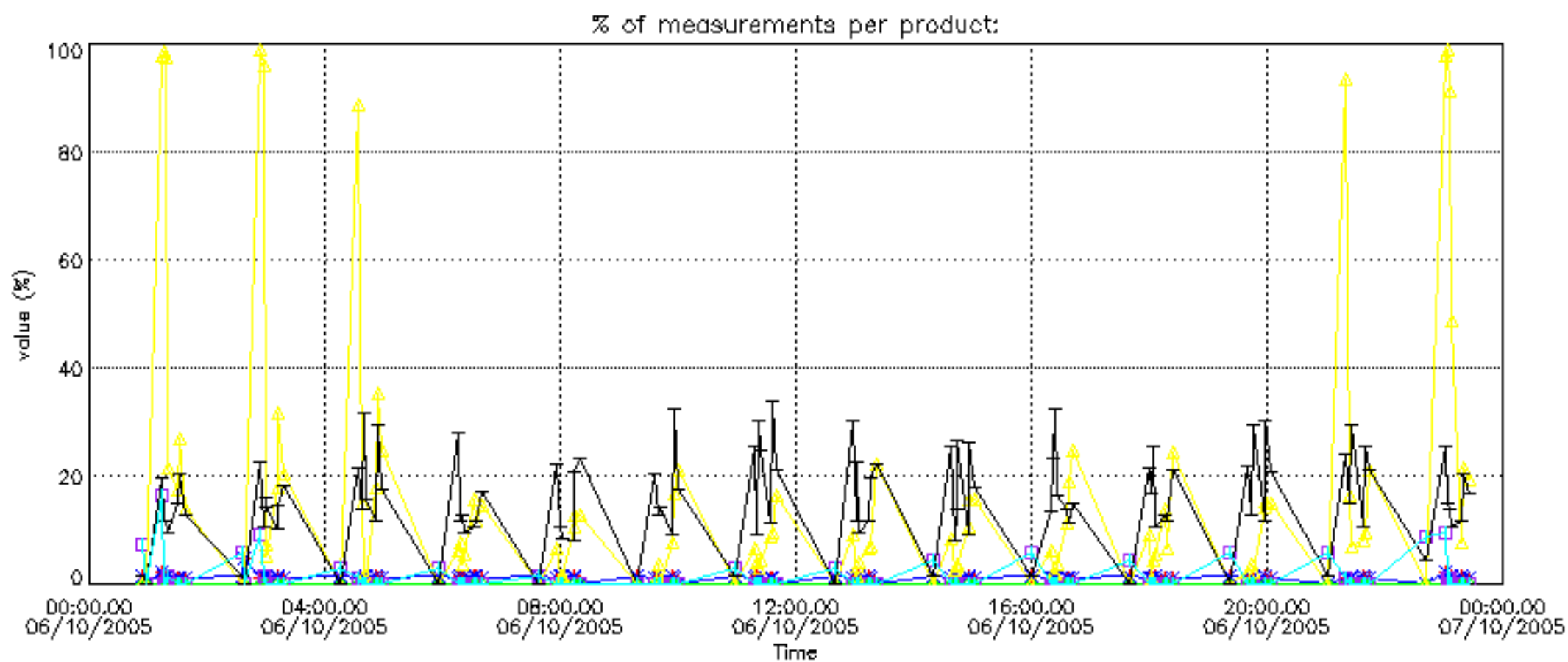


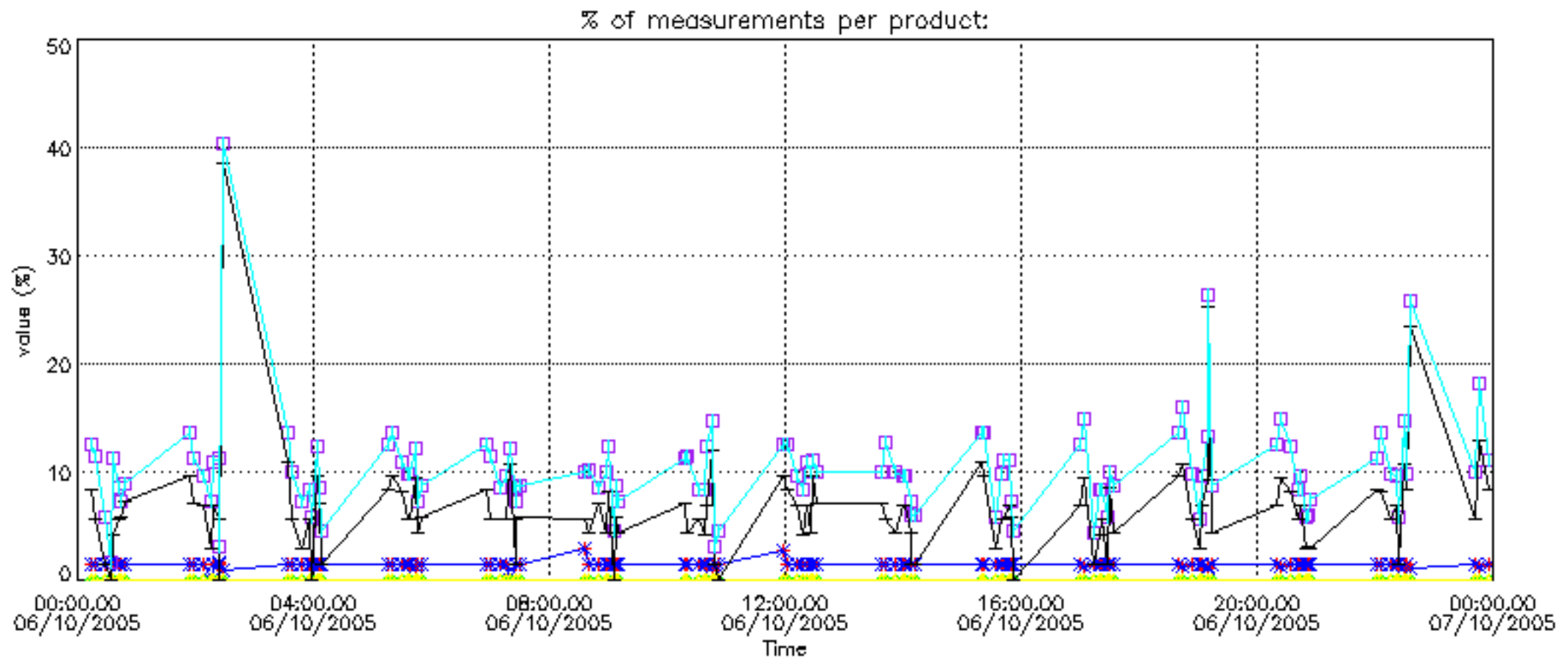
Percentage of flagged data per NO2 profile



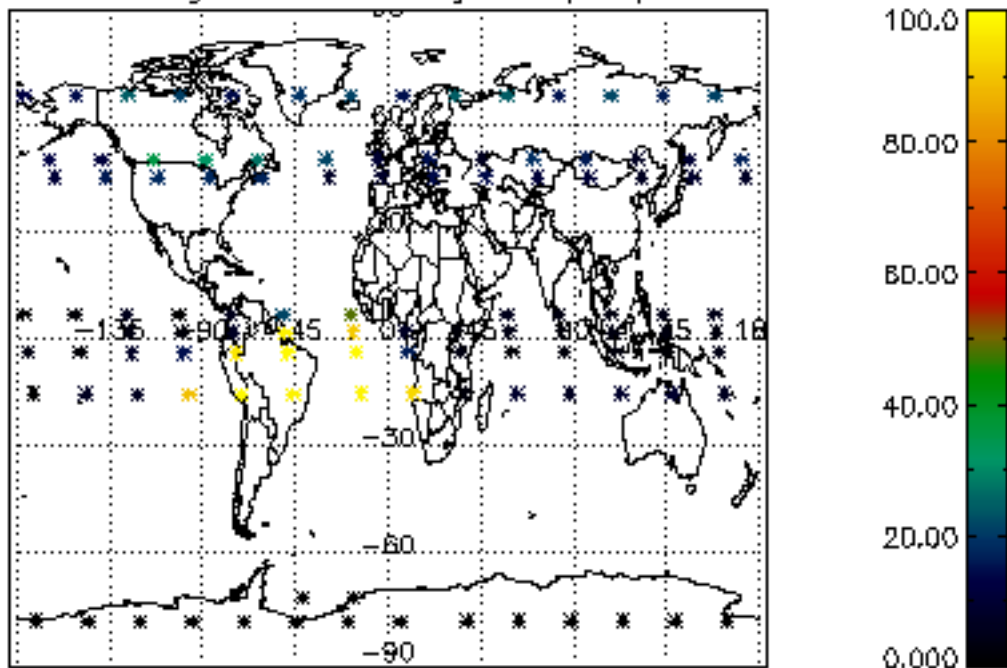
Percentage of flagged data per NO3 profile



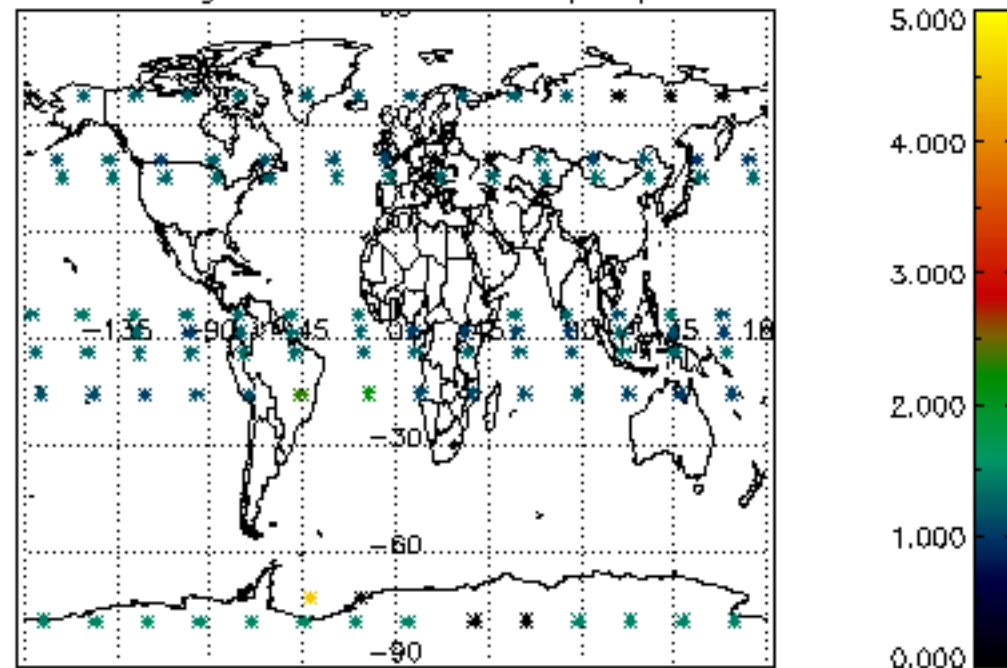




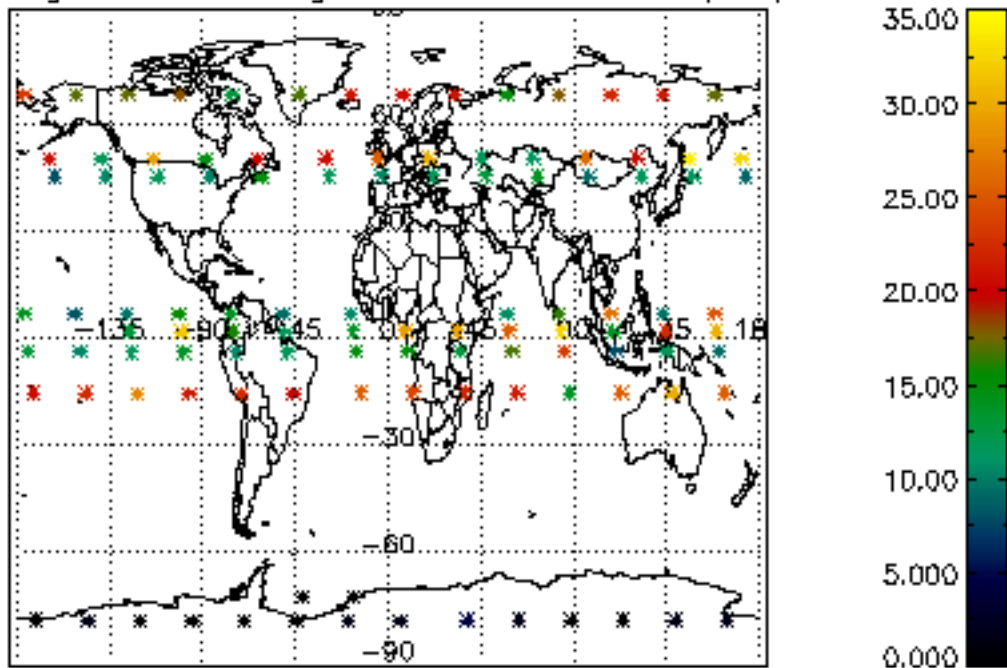
Percentage of cosmic ray hits per profile



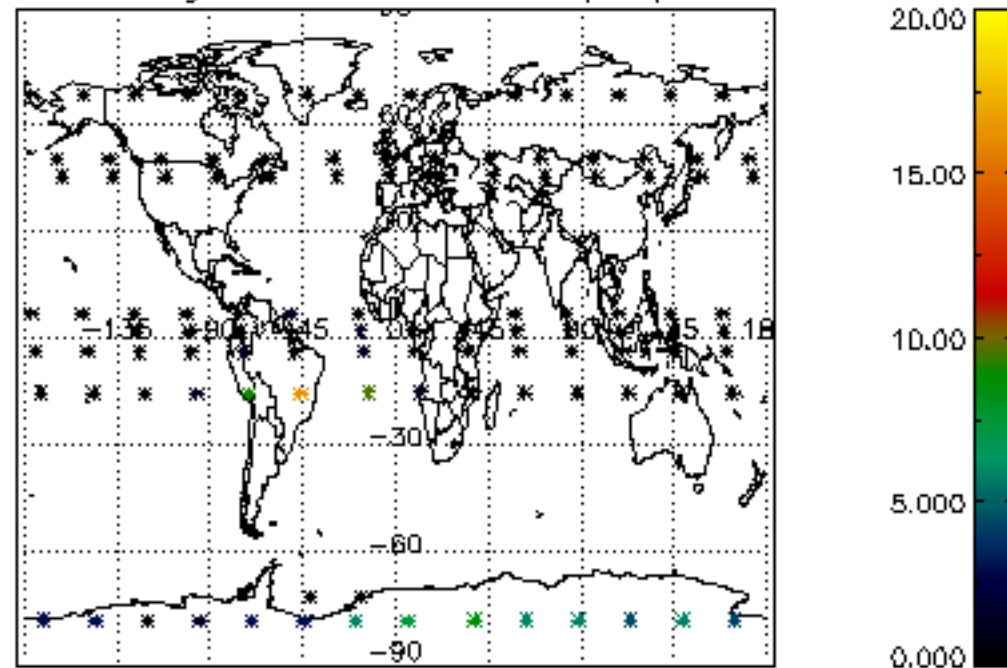
Percentage of datation errors per profile



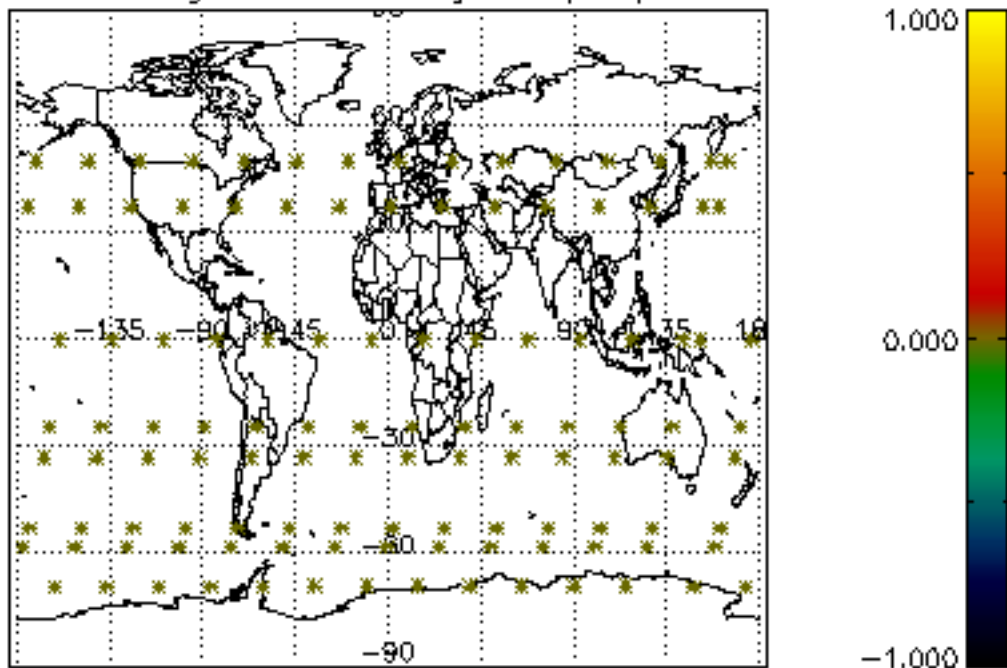
Percentage of star falling outside central band per profile



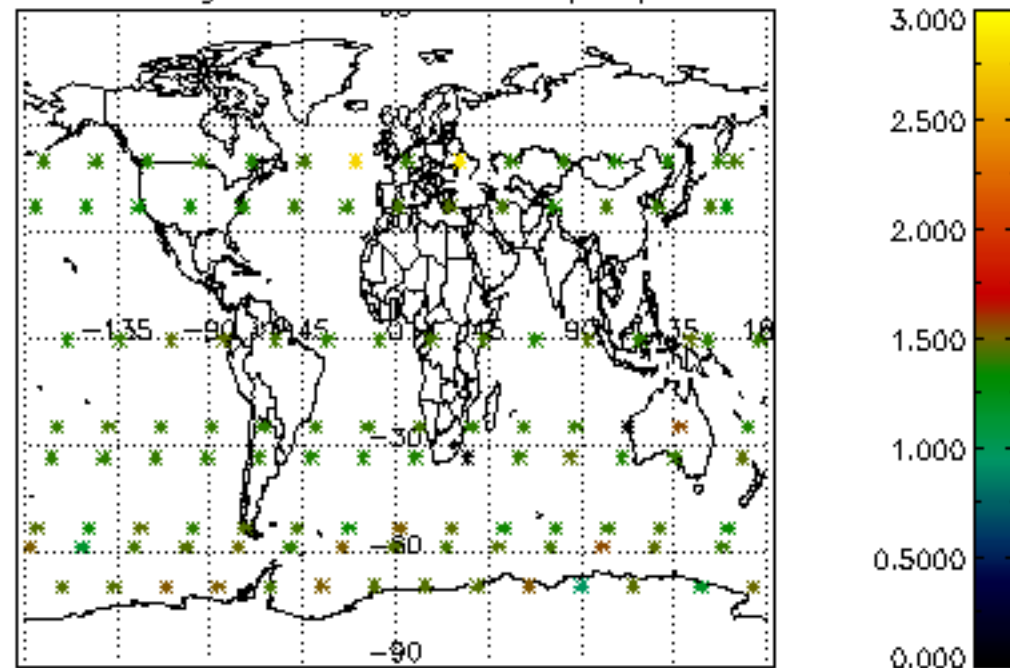
Percentage of saturation errors per profile



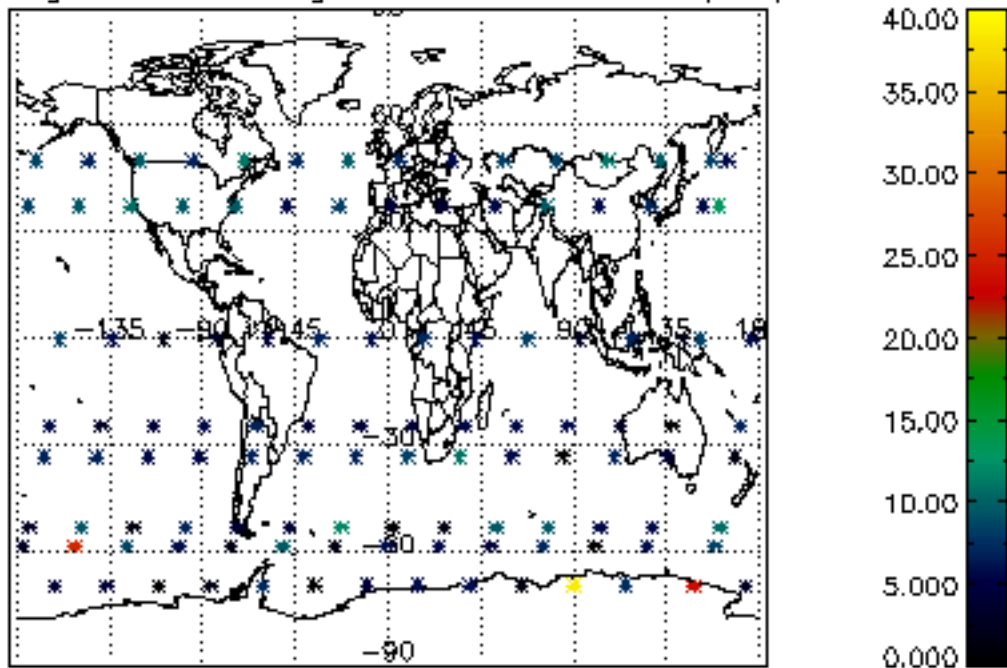
Percentage of cosmic ray hits per profile



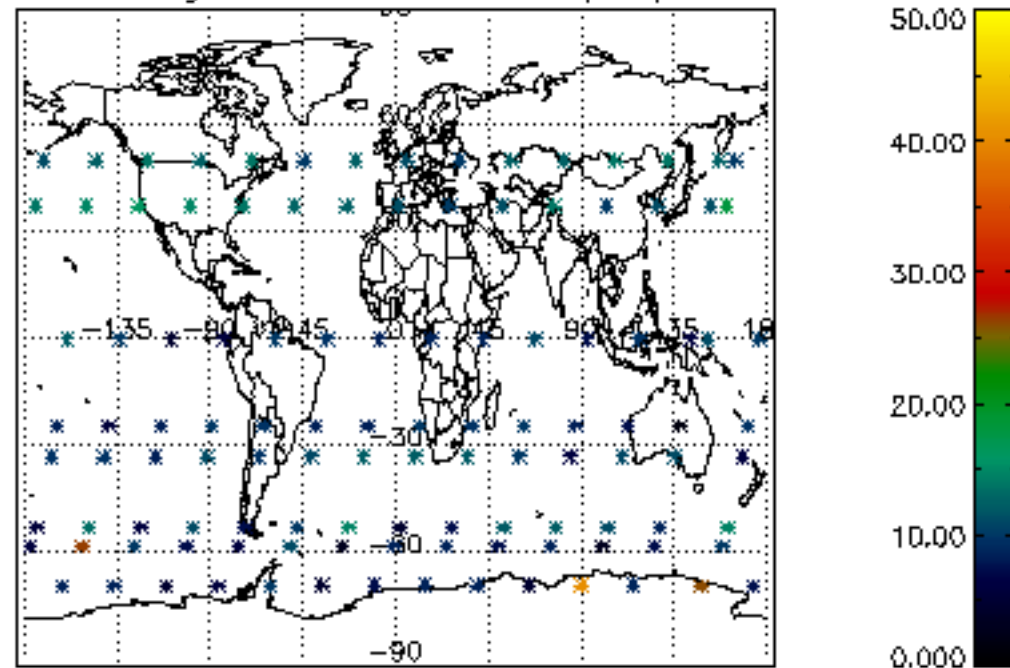
Percentage of datation errors per profile

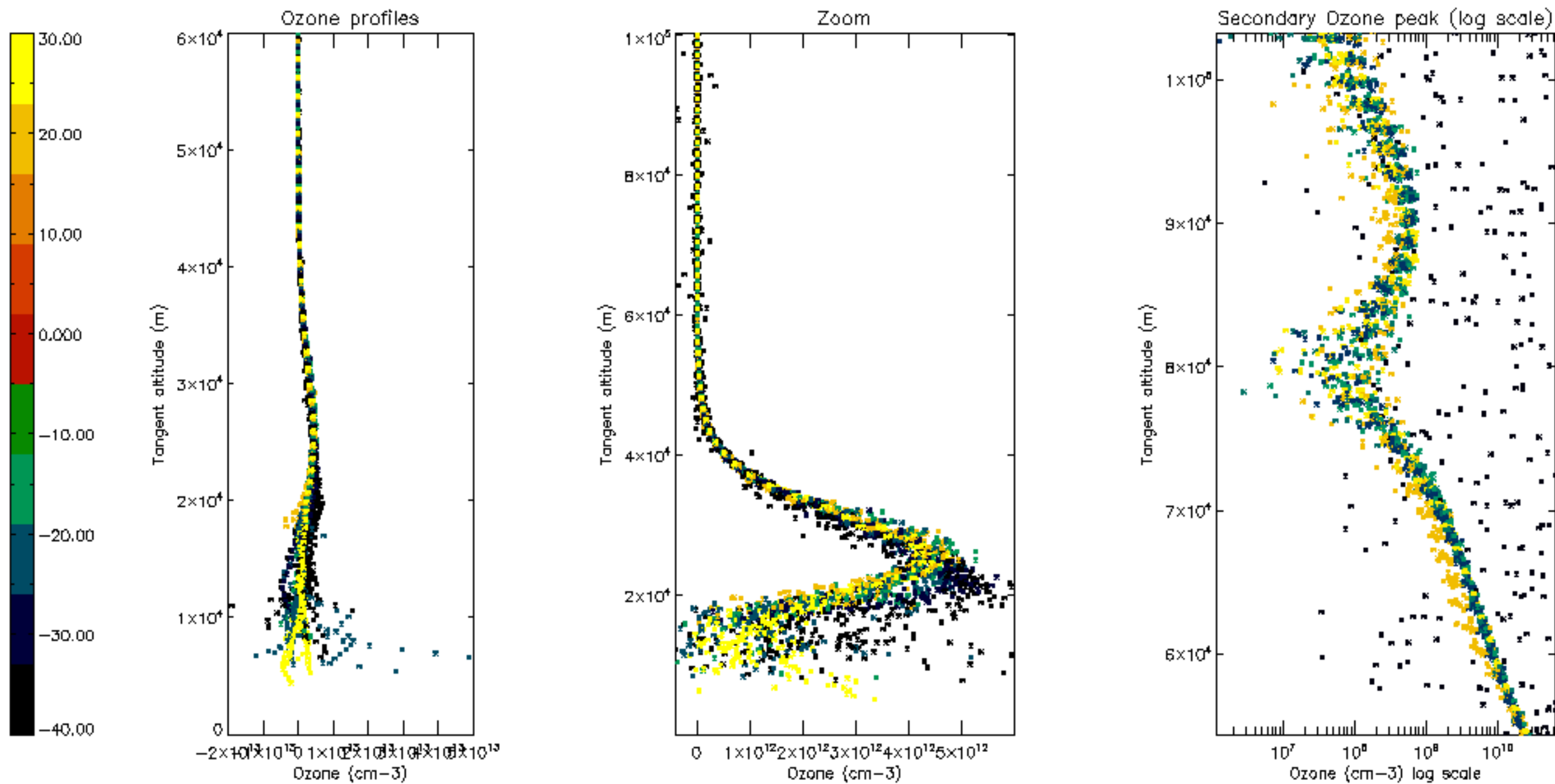


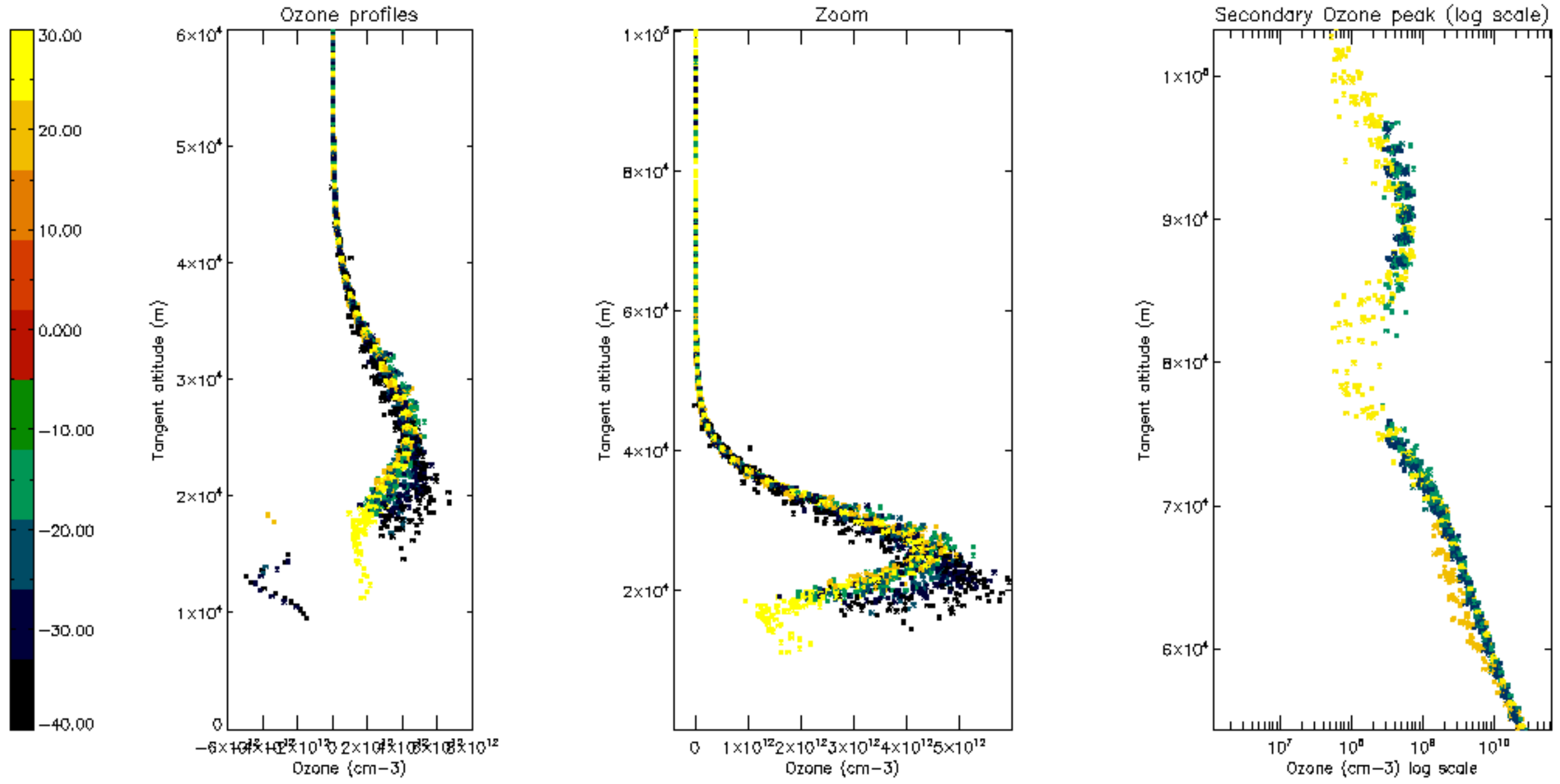
Percentage of star falling outside central band per profile

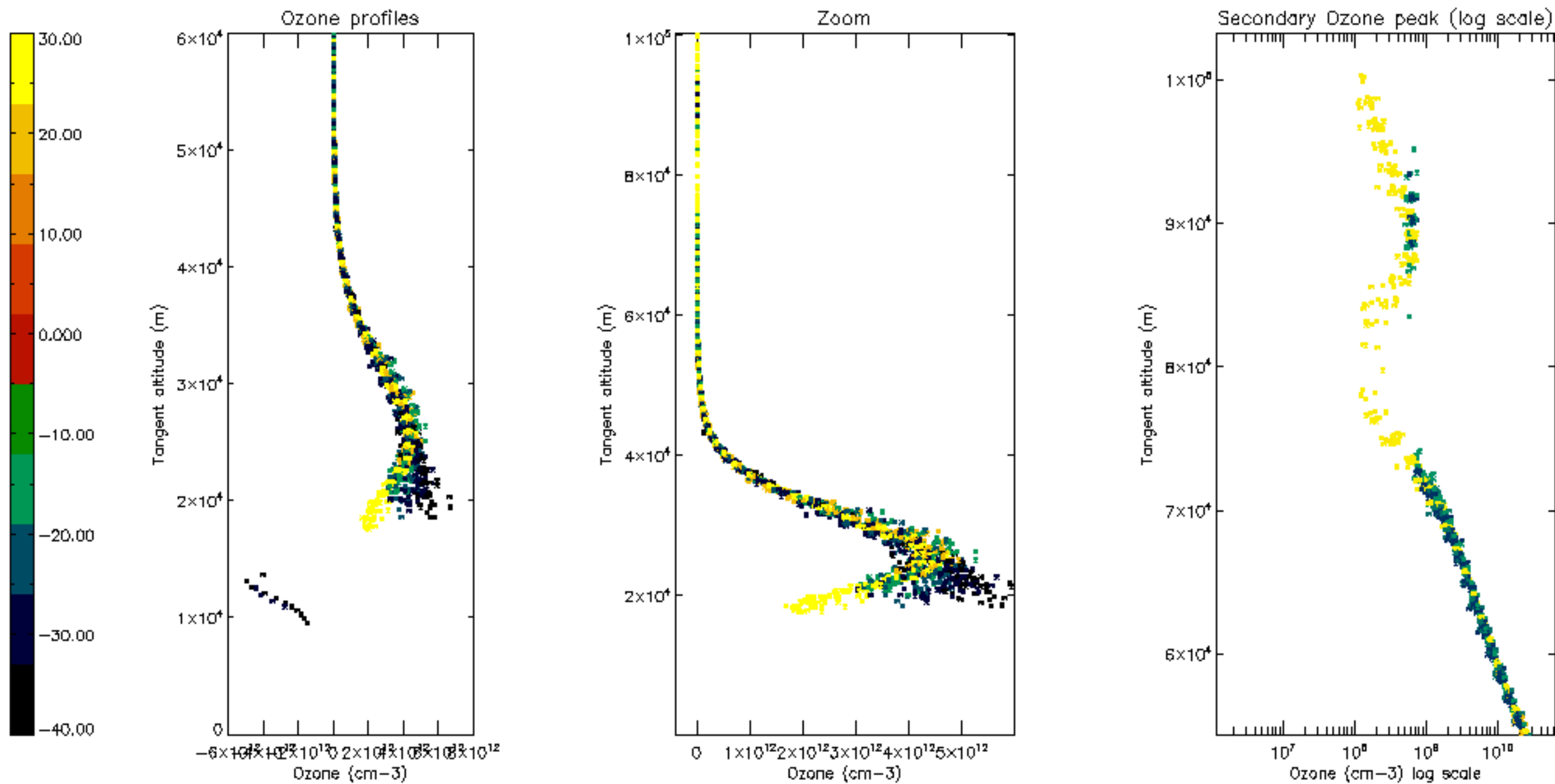


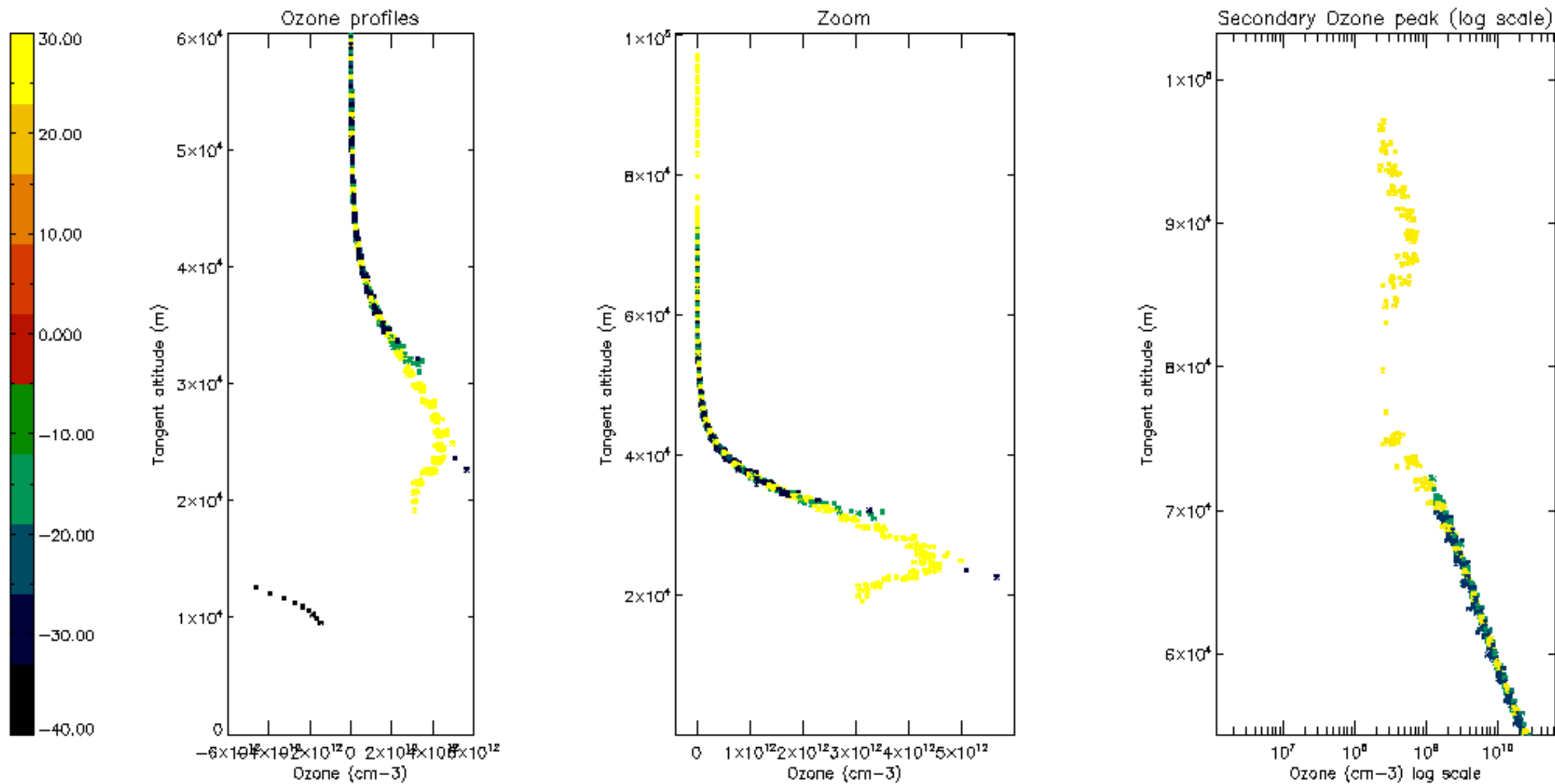
Percentage of saturation errors per profile

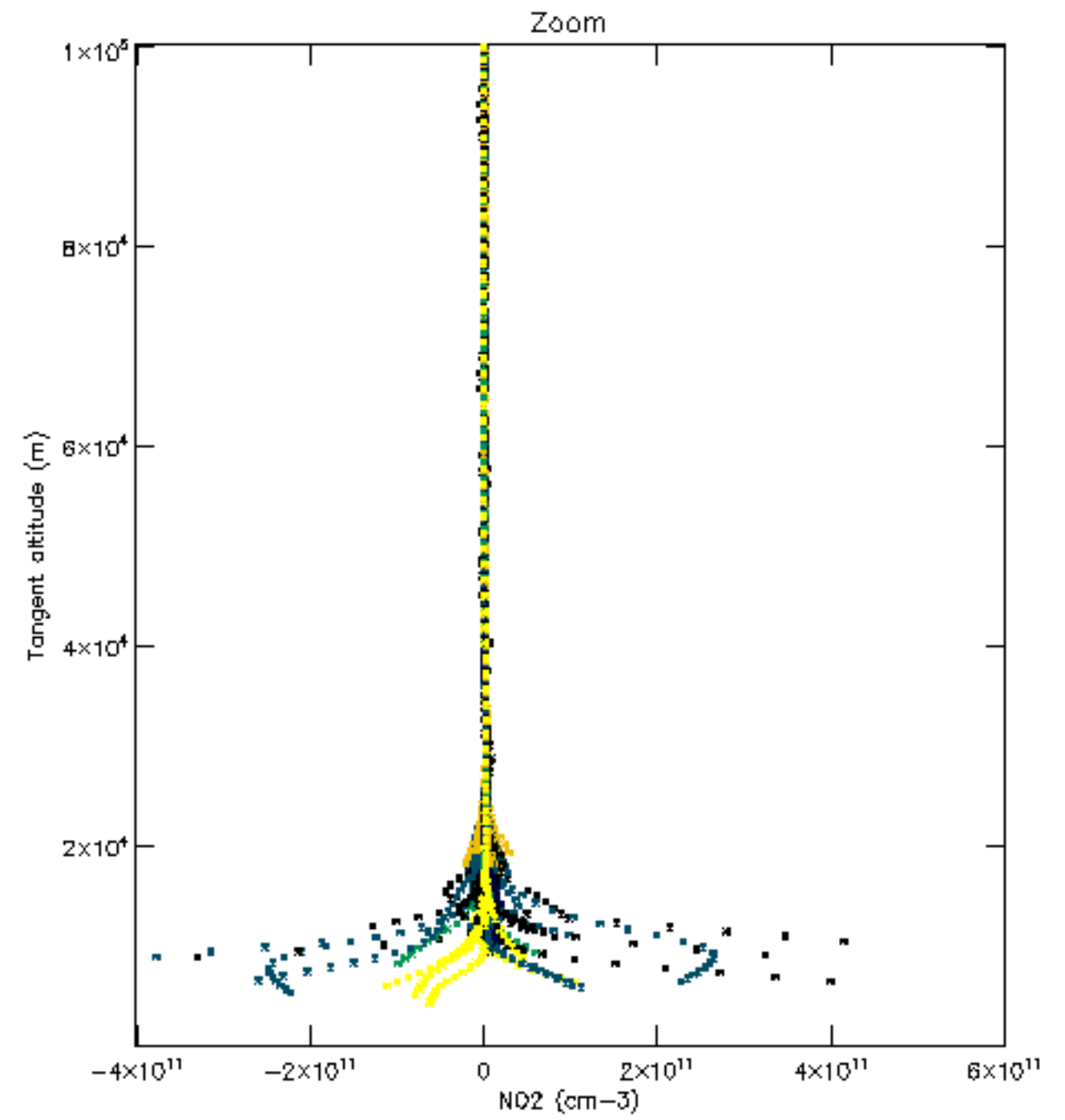
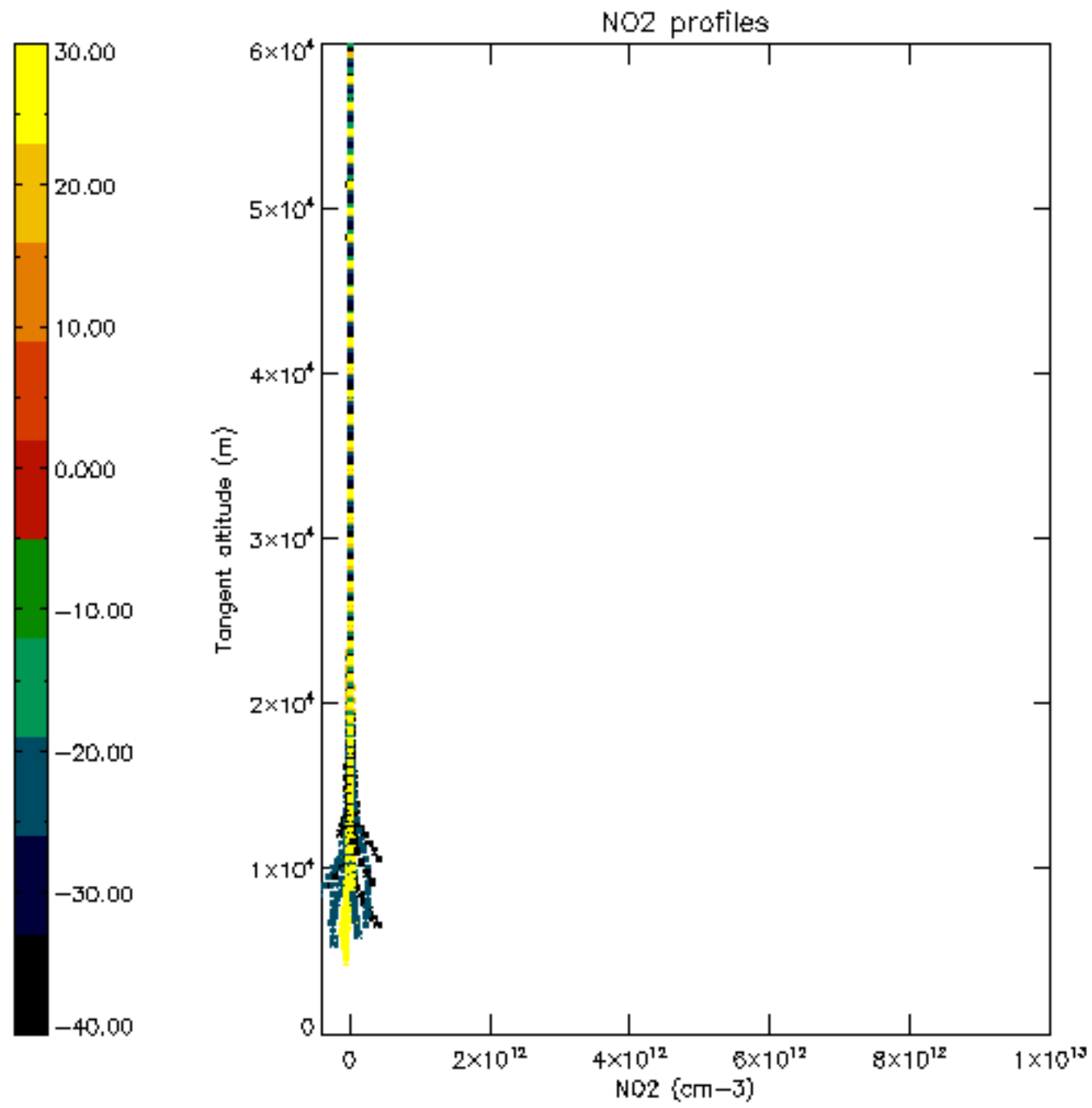


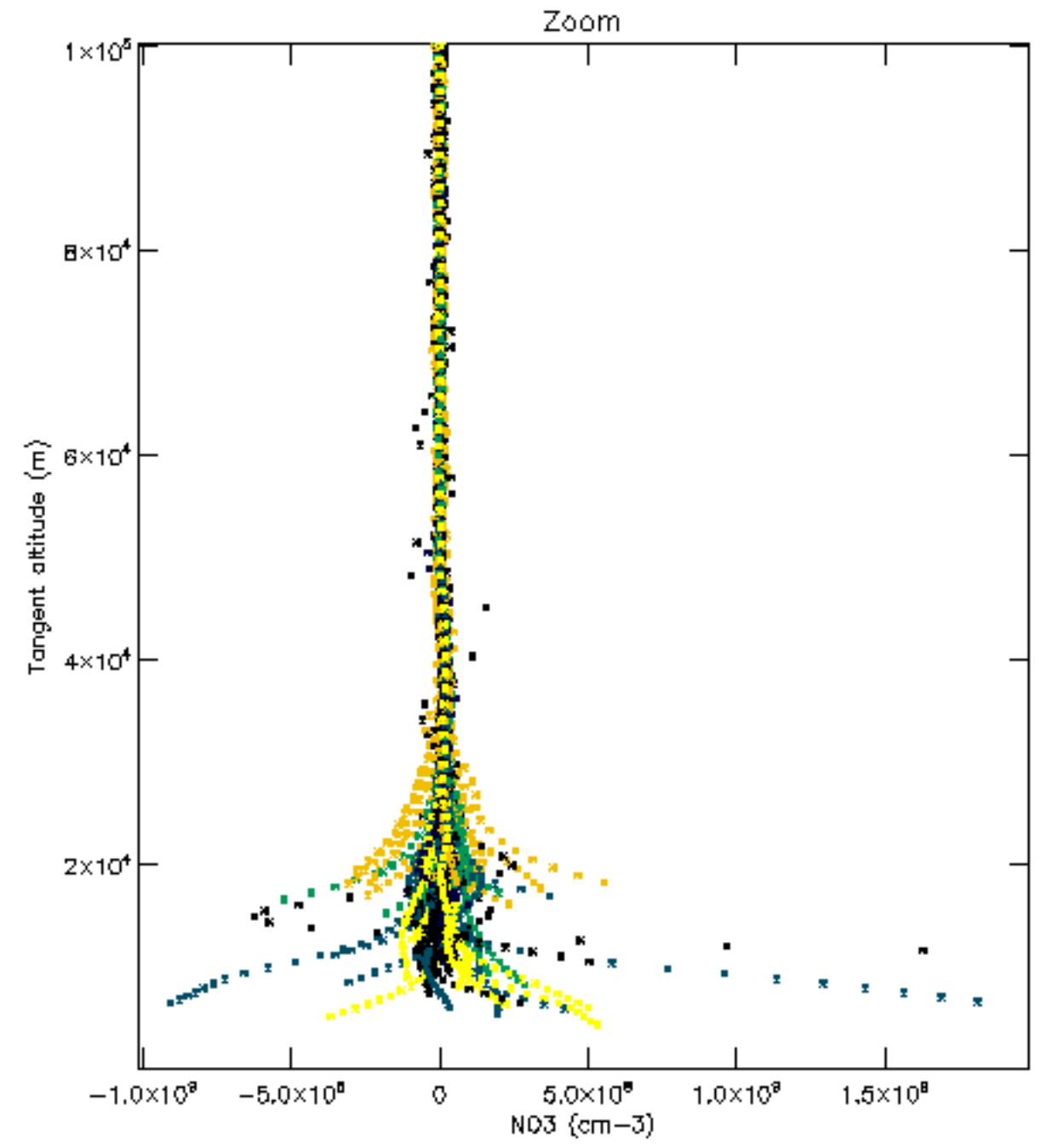
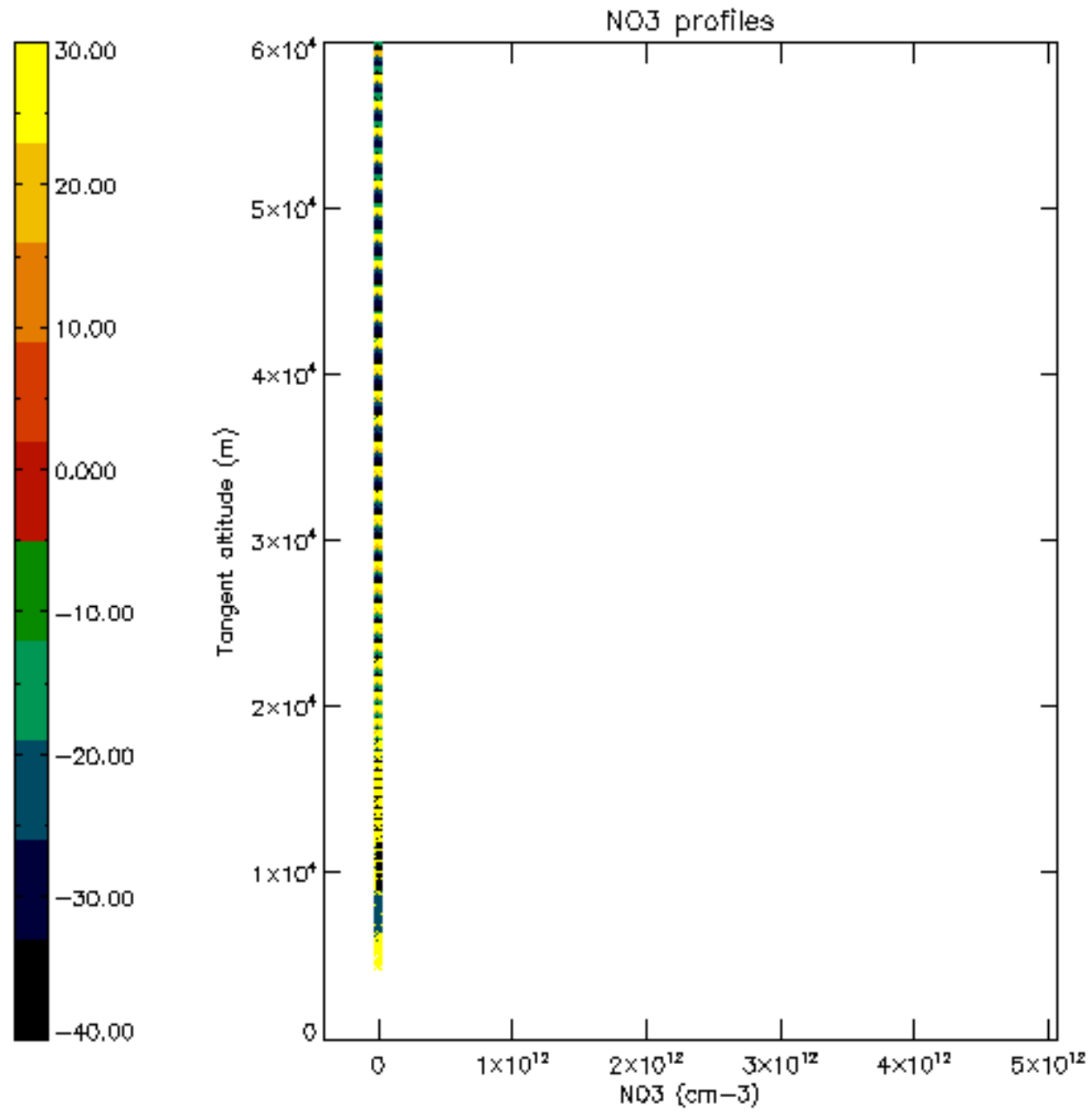


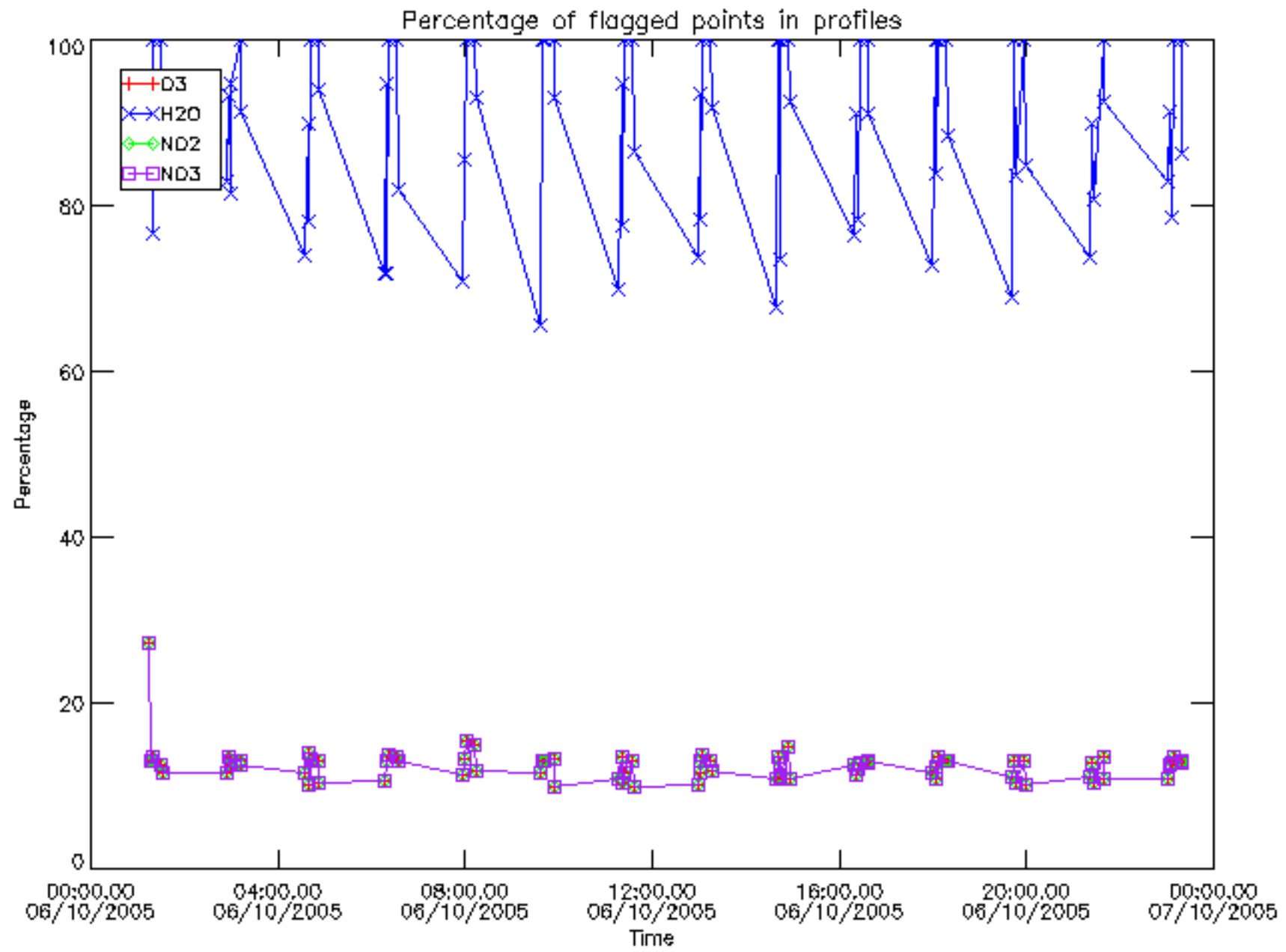




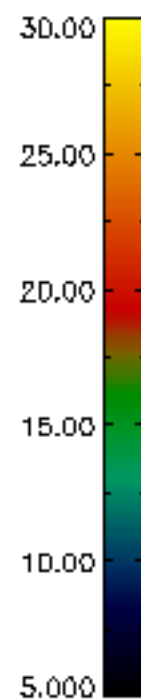
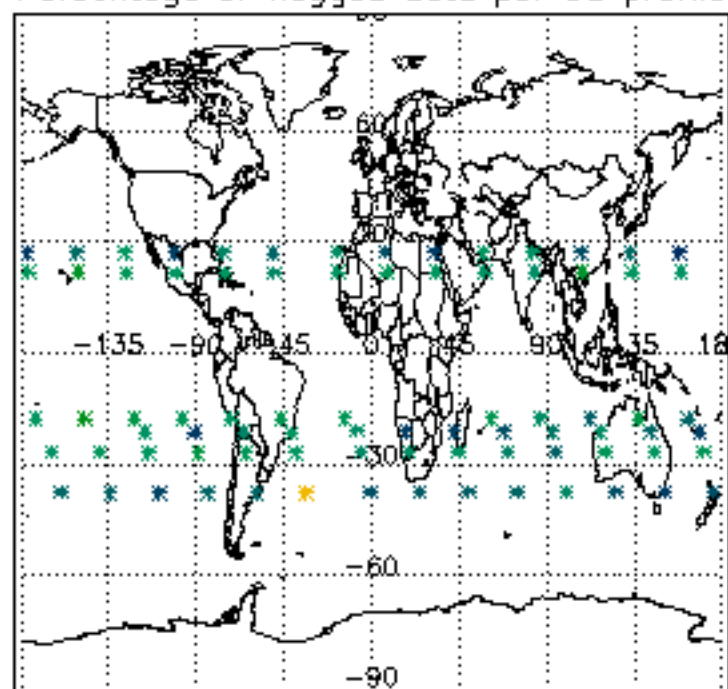




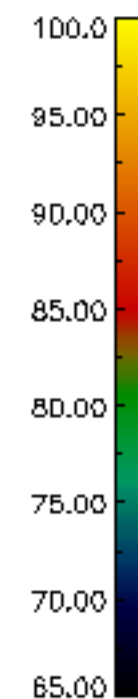
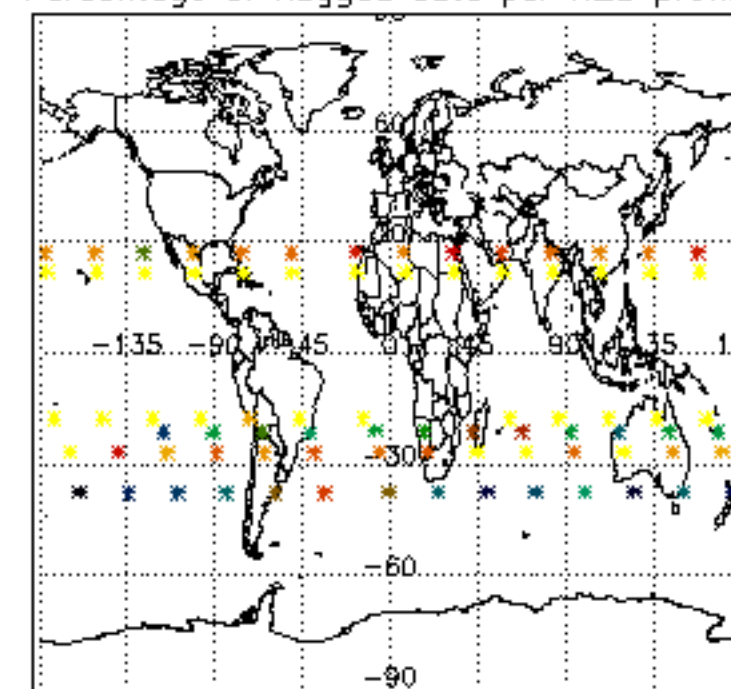




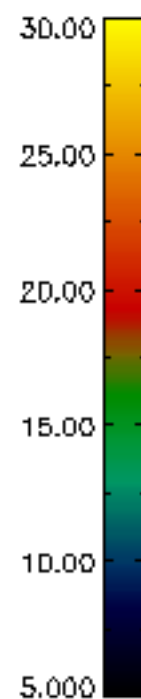
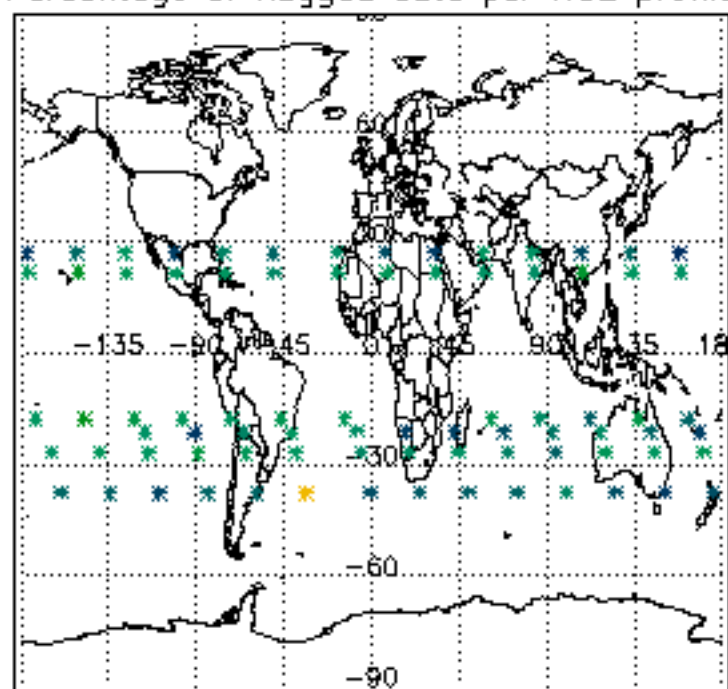
Percentage of flagged data per D3 profile



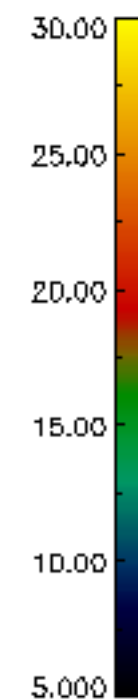
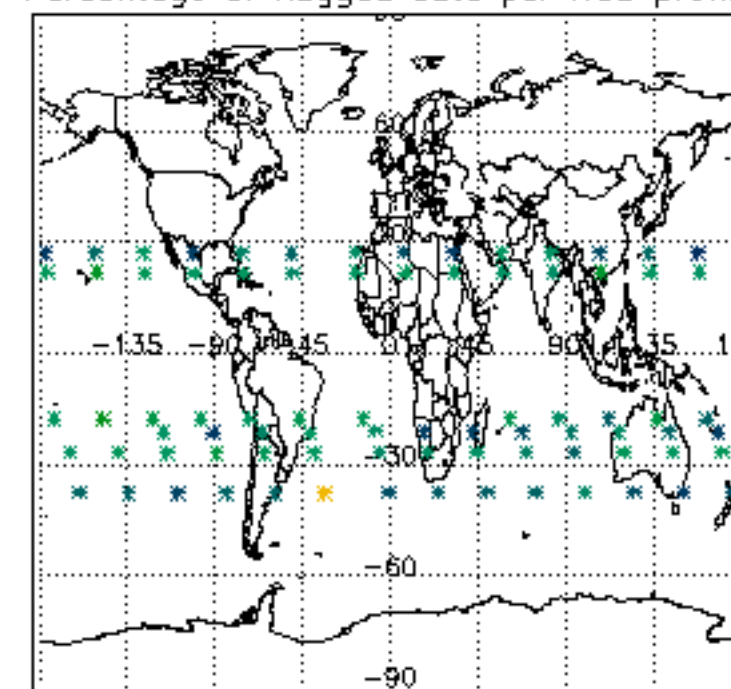
Percentage of flagged data per H2O profile

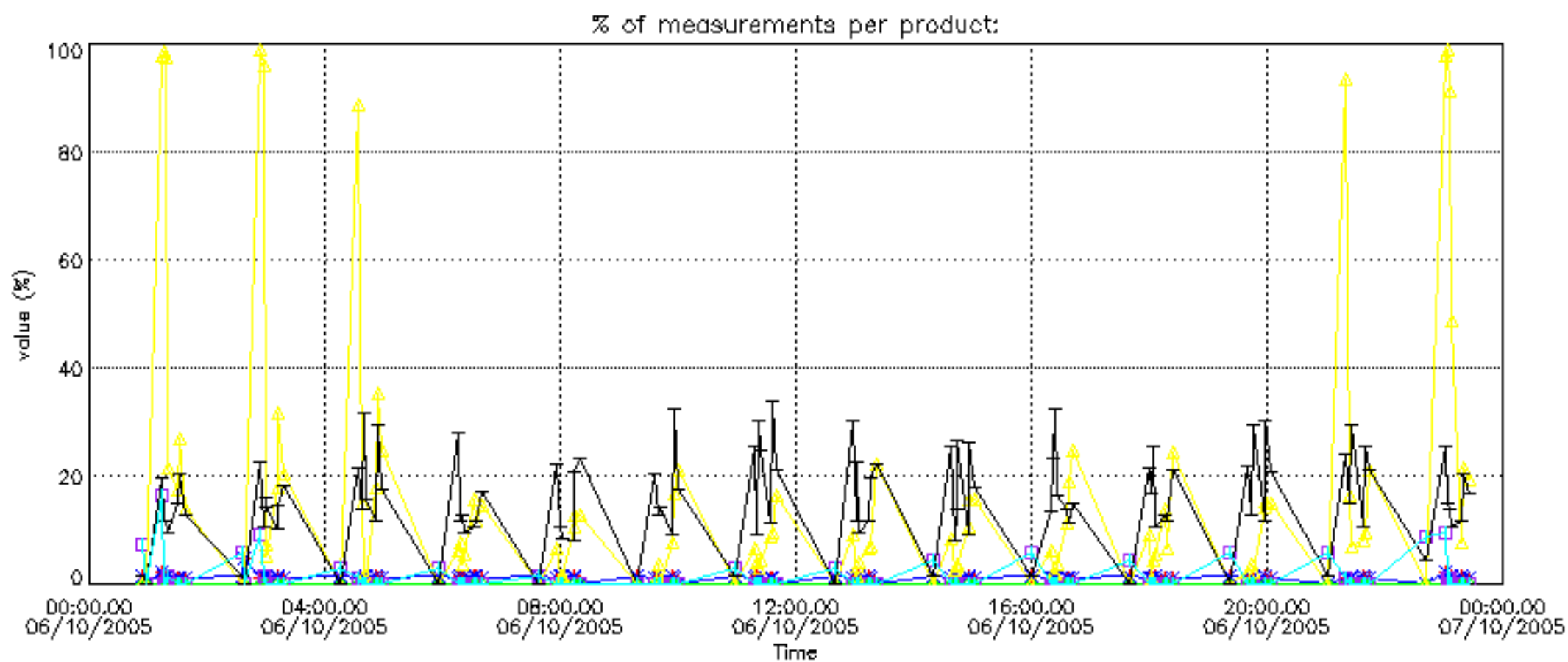


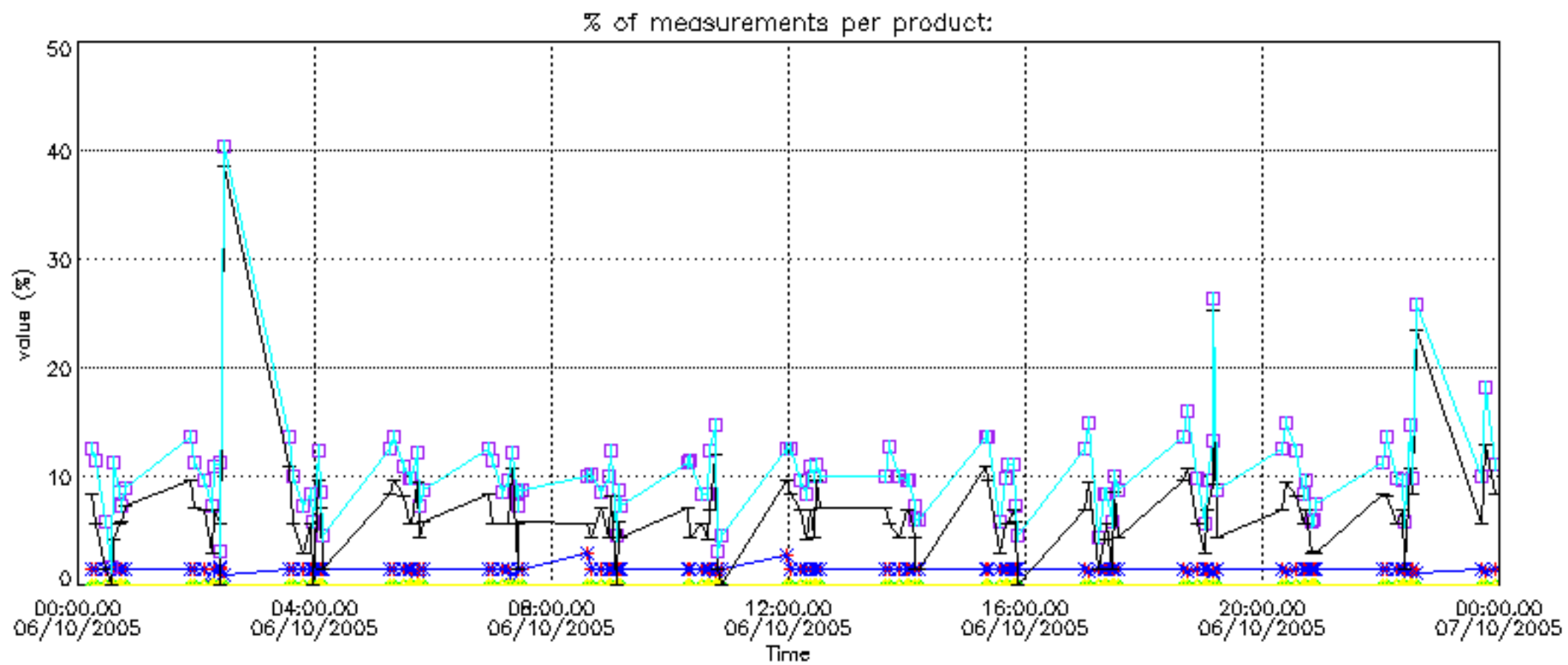
Percentage of flagged data per NO2 profile



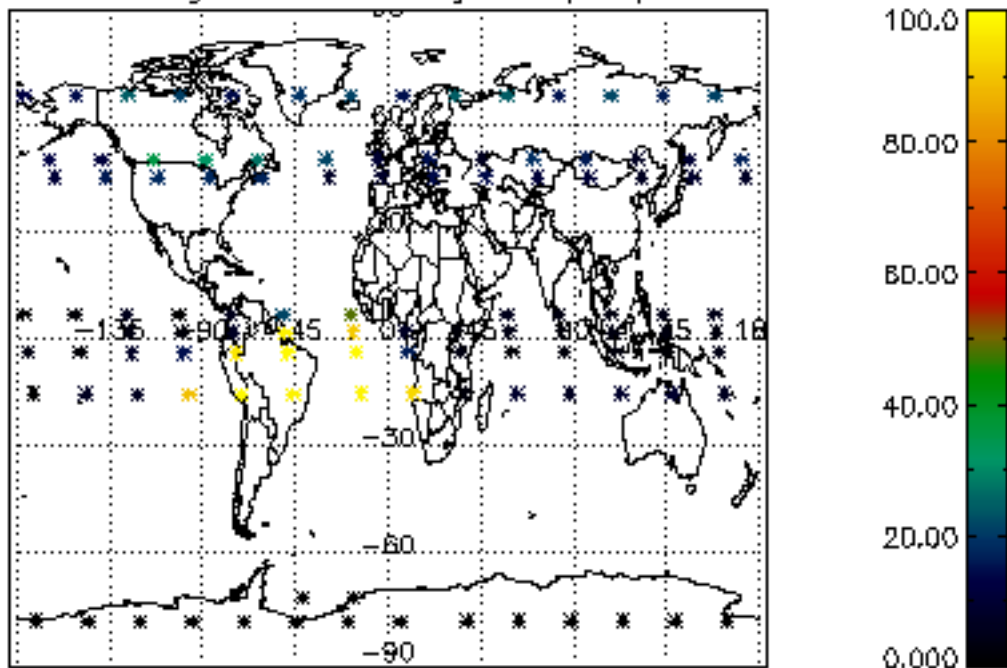
Percentage of flagged data per NO3 profile



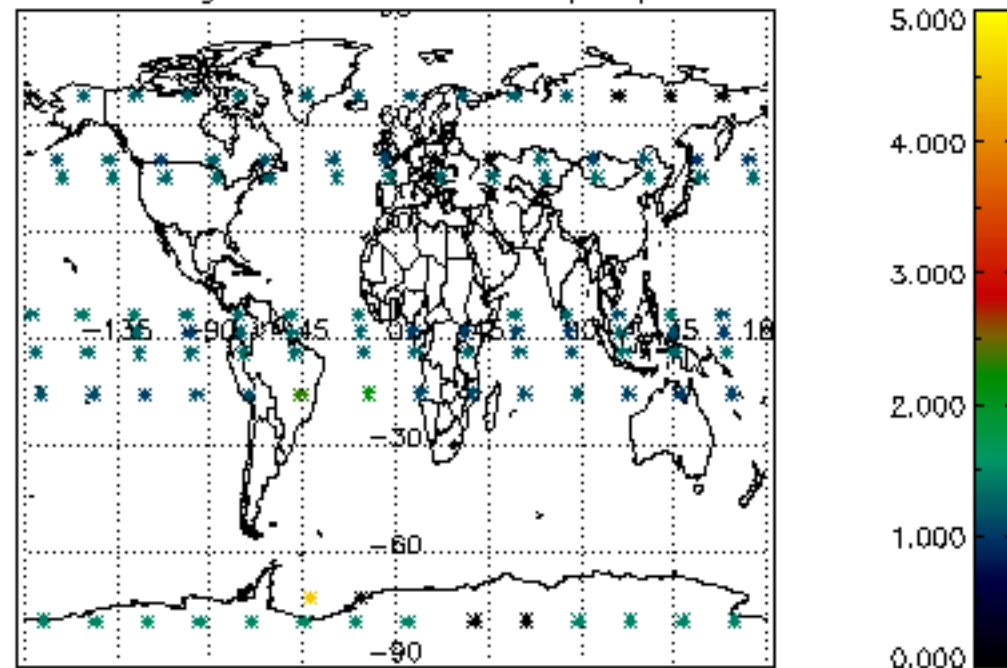




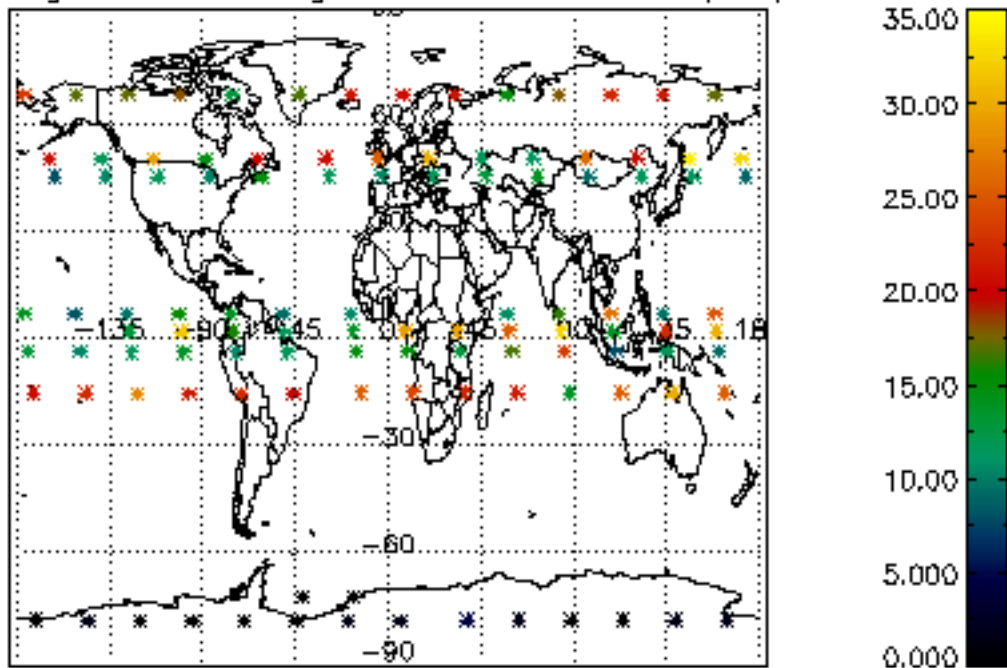
Percentage of cosmic ray hits per profile



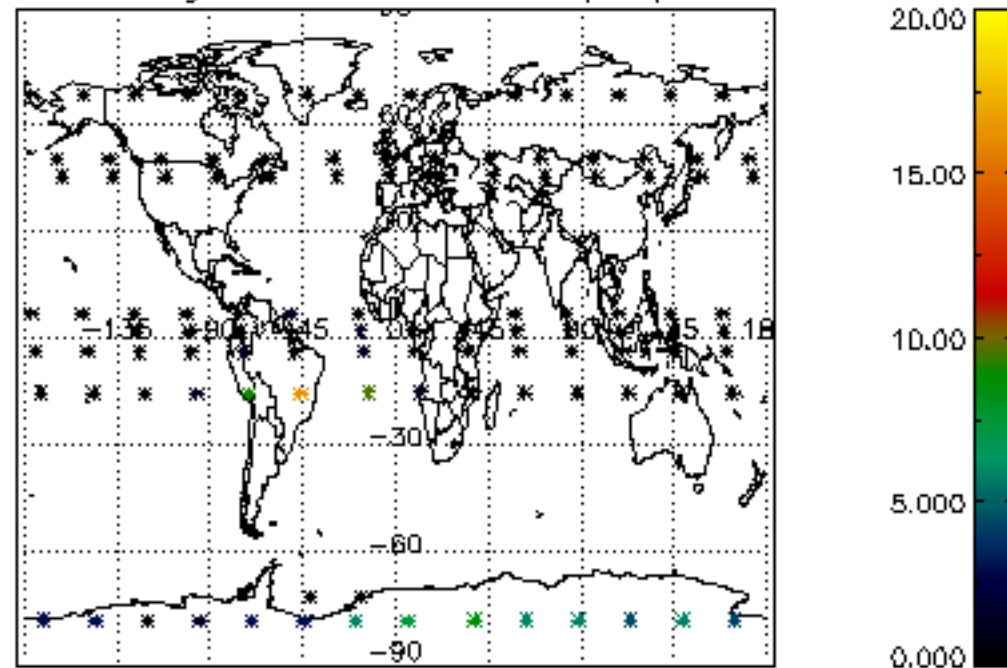
Percentage of datation errors per profile



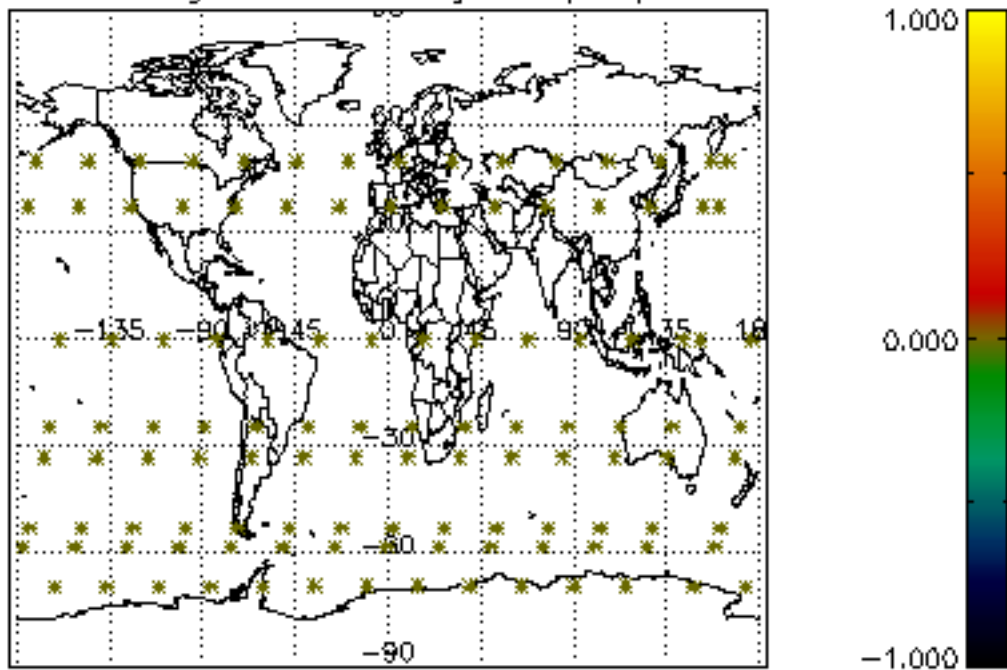
Percentage of star falling outside central band per profile



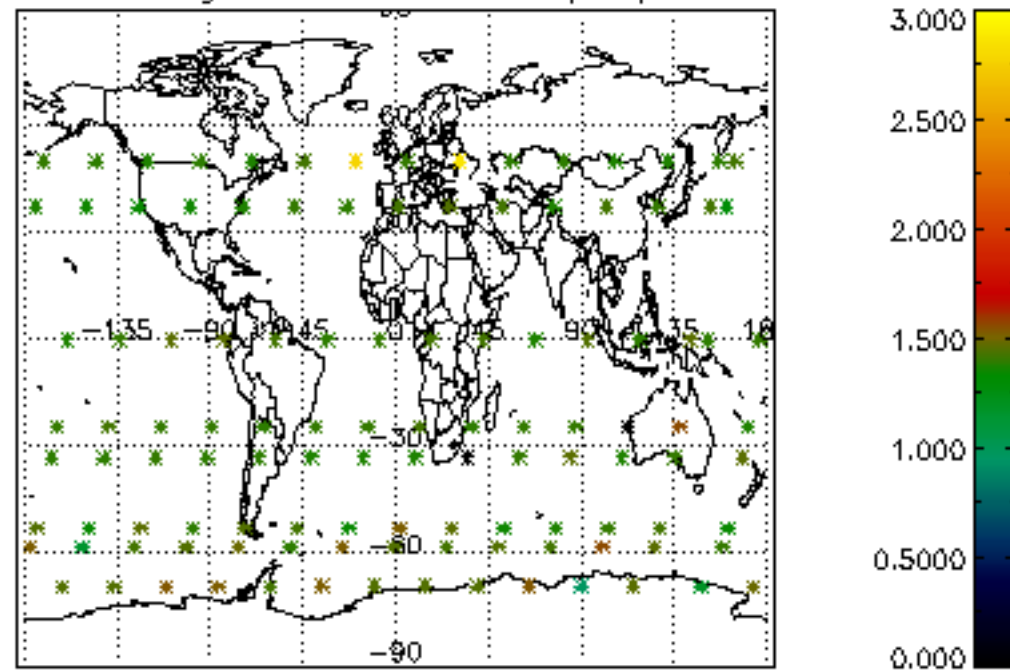
Percentage of saturation errors per profile



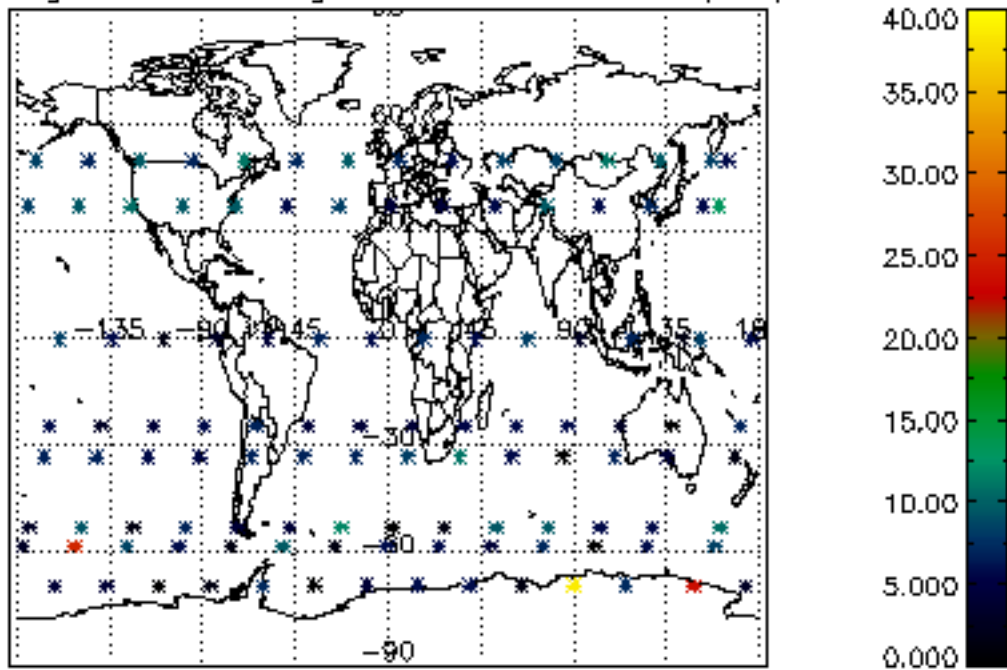
Percentage of cosmic ray hits per profile



Percentage of datation errors per profile



Percentage of star falling outside central band per profile



Percentage of saturation errors per profile

