

GOMOS Level 2 Daily Report

SUMMARY

[1. General Info](#)

[2. Summary of processed GOM_NL_2P products](#)

[3. Level 2 Quality information per product](#)

[3.1 Plot of level 2 quality information per product \(time dependant\)](#)

[3.2 Plot of level 2 quality information per product \(world map\)](#)

[4. Level 1 Quality information per product \(stored on level 2 products\)](#)

[4.1 Plot of level 1 quality information per product \(time dependant\)](#)

[4.1.1 Plot of level 1 quality information per product \(time dependant\): ASCENDING](#)

[4.1.2 Plot of level 1 quality information per product \(time dependant\): DESCENDING](#)

[4.2 Plot of level 1 quality information per product \(world map\)](#)

[4.2.1 Plot of level 1 quality information per product \(world map\): ASCENDING](#)

[4.2.2 Plot of level 1 quality information per product \(world map\): DESCENDING](#)

[5. Ozone profiles based on quality statistics and other trace gas profiles](#)

[5.1 Ozone statistics based on quality of products](#)

[5.2 Plot ozone profiles for all STD \(dark without errors\)](#)

[5.3 Plot ozone profiles where STD < 20% \(dark without errors\)](#)

[5.4. Plot ozone profiles where STD < 10% \(dark without errors\)](#)

[5.5. Plot ozone profiles where STD < 5% \(dark without errors\)](#)

[5.6 Plot NO2 profiles for all STD \(dark without errors\)](#)

[5.7 Plot NO3 profiles for all STD \(dark without errors\)](#)

[5.8 Plot H2O profiles \(only for occultations of stars 1,2,3,4,13,14,16,26,63 dark without errors\) for all STD](#)

[6. Auxiliary Data Files used for the production reported in section 2](#)

This report presents the daily analysis on parameters extracted from GOMOS level 2 data (GOM_NL__2P). It is intended to monitor some important parameters that will impact the quality of these products. A list of level 2 products (and content) that have arrived during the reporting day to the PCF is also given.

Item	Value
Time of report generation	18APR2013 11:24:10
Data source version	GOMOS/6.01
Start time of products	04-10-2005 (04OCT2005 00:00:00)
Stop time of products	05-10-2005 (05OCT2005 00:00:00)
Store outputs in DB	Yes
Nb of level 2 prods	255
Nb of prods with errors	0

2. Summary of processed GOM_NL__2P products.

Nr	Filename	UTC Start time	Limb	Duration	Star Id	Star Name	Star Mag	Star Temp	Nb Meas	Orbit	Prod. error
1	GOM_NL__2PRFIN20051004_000512_000000372041_00202_18793_7300.N1	04-OCT-2005 00:05:12	Bright	36.500	36	50Alp UMa	1.8000	6300.0	73	18793	No
2	GOM_NL__2PRFIN20051004_000643_000000352041_00202_18793_7301.N1	04-OCT-2005 00:06:43	Bright	35.000	82	48Bet UMa	2.3650	10600.	70	18793	No
3	GOM_NL__2PRFIN20051004_000958_000000332041_00202_18793_7302.N1	04-OCT-2005 00:09:58	Bright	33.000	174	52Psi UMa	3.0040	4400.0	66	18793	No
4	GOM_NL__2PRFIN20051004_001721_000000352041_00202_18793_7303.N1	04-OCT-2005 00:17:21	Bright	34.500	51	41Gam1Leo	2.0100	4500.0	69	18793	No
5	GOM_NL__2PRFIN20051004_001944_000000352041_00202_18793_7304.N1	04-OCT-2005 00:19:44	Bright	35.000	22	32Alp Leo	1.3600	15200.	70	18793	No
6	GOM_NL__2PRFIN20051004_003602_000000462041_00202_18793_7305.N1	04-OCT-2005 00:36:02	Dark	45.500	65	Lam Vel	2.2040	4400.0	91	18793	No
7	GOM_NL__2PRFIN20051004_003918_000000392041_00202_18793_7306.N1	04-OCT-2005 00:39:18	Dark	39.000	46	Del Vel	1.9540	10600.	78	18793	No
8	GOM_NL__2PRFIN20051004_004053_000000492041_00203_18794_7289.N1	04-OCT-2005 00:40:53	Dark	49.000	41	Eps Car	1.8600	4100.0	98	18794	No
9	GOM_NL__2PRFIN20051004_004224_000000472041_00203_18794_7290.N1	04-OCT-2005 00:42:24	Dark	47.000	29	Bet Car	1.6720	10200.	94	18794	No
10	GOM_NL__2PRFIN20051004_005307_000000402041_00203_18794_7291.N1	04-OCT-2005 00:53:07	Dark	39.500	143	Alp Hyi	2.8570	7200.0	79	18794	No
11	GOM_NL__2PRFIN20051004_005434_000000462041_00203_18794_7292.N1	04-OCT-2005 00:54:34	Dark	46.000	9	Alp Eri	0.45300	24000.	92	18794	No
12	GOM_NL__2PRFIN20051004_005951_000000432041_00203_18794_7293.N1	04-OCT-2005 00:59:51	Straylight	42.500	84	Alp Phe	2.3970	4500.0	85	18794	No
13	GOM_NL__2PRFIN20051004_010426_000000392041_00203_18794_7294.N1	04-OCT-2005 01:04:26	Straylight	39.000	18	24Alp PsA	1.1660	9700.0	78	18794	No
14	GOM_NL__2PRFIN20051004_011649_000000372041_00203_18794_7295.N1	04-OCT-2005 01:16:49	Bright	36.500	90	54Alp Peg	2.4870	11000.	73	18794	No
15	GOM_NL__2PRFIN20051004_012025_000000362041_00203_18794_7296.N1	04-OCT-2005 01:20:25	Bright	36.000	93	53Bet Peg	2.5200	3100.0	72	18794	No
16	GOM_NL__2PRFIN20051004_013047_000000362041_00203_18794_7297.N1	04-OCT-2005 01:30:47	Bright	35.500	89	5Alp Cep	2.4510	8000.0	71	18794	No
17	GOM_NL__2PRFIN20051004_013746_000000342041_00203_18794_7298.N1	04-OCT-2005 01:37:46	Bright	33.500	49	1Alp UMi	1.9900	6300.0	67	18794	No
18	GOM_NL__2PRFIN20051004_014002_000000362041_00203_18794_7299.N1	04-OCT-2005 01:40:02	Bright	35.500	60	7Bet UMi	2.0810	3950.0	71	18794	No
19	GOM_NL__2PRFIN20051004_014548_000000372041_00203_18794_7300.N1	04-OCT-2005 01:45:48	Bright	36.500	36	50Alp UMa	1.8000	6300.0	73	18794	No
20	GOM_NL__2PRFIN20051004_014719_000000522041_00203_18794_7301.N1	04-OCT-2005 01:47:19	Bright	52.000	82	48Bet UMa	2.3650	10600.	104	18794	No
21	GOM_NL__2PRFIN20051004_015034_000000352041_00203_18794_7302.N1	04-OCT-2005 01:50:34	Bright	34.500	174	52Psi UMa	3.0040	4400.0	69	18794	No
22	GOM_NL__2PRFIN20051004_015757_000000342041_00203_18794_7303.N1	04-OCT-2005 01:57:57	Bright	34.000	51	41Gam1Leo	2.0100	4500.0	68	18794	No
23	GOM_NL__2PRFIN20051004_020020_000000342041_00203_18794_7304.N1	04-OCT-2005 02:00:20	Bright	33.500	22	32Alp Leo	1.3600	15200.	67	18794	No
24	GOM_NL__2PRFIN20051004_021638_000000422041_00203_18794_7305.N1	04-OCT-2005 02:16:38	Dark	41.500	65	Lam Vel	2.2040	4400.0	83	18794	No
25	GOM_NL__2PRFIN20051004_021954_000000392041_00203_18794_7306.N1	04-OCT-2005 02:19:54	Dark	39.000	46	Del Vel	1.9540	10600.	78	18794	No
26	GOM_NL__2PRFIN20051004_022130_000000412041_00204_18795_7289.N1	04-OCT-2005 02:21:30	Dark	41.000	41	Eps Car	1.8600	4100.0	82	18795	No
27	GOM_NL__2PRFIN20051004_022301_000000372041_00204_18795_7290.N1	04-OCT-2005 02:23:01	Dark	37.000	29	Bet Car	1.6720	10200.	74	18795	No
28	GOM_NL__2PRFIN20051004_023343_000000402041_00204_18795_7291.N1	04-OCT-2005 02:33:43	Dark	40.000	143	Alp Hyi	2.8570	7200.0	80	18795	No
29	GOM_NL__2PRFIN20051004_023511_000000432041_00204_18795_7292.N1	04-OCT-2005 02:35:11	Dark	42.500	9	Alp Eri	0.45300	24000.	85	18795	No
30	GOM_NL__2PRFIN20051004_024028_000000402041_00204_18795_7293.N1	04-OCT-2005 02:40:28	Straylight	39.500	84	Alp Phe	2.3970	4500.0	79	18795	No
31	GOM_NL__2PRFIN20051004_024502_000000442041_00204_18795_7294.N1	04-OCT-2005 02:45:02	Straylight	43.500	18	24Alp PsA	1.1660	9700.0	87	18795	No
32	GOM_NL__2PRFIN20051004_025725_000000372041_00204_18795_7295.N1	04-OCT-2005 02:57:25	Bright	37.000	90	54Alp Peg	2.4870	11000.	74	18795	No
33	GOM_NL__2PRFIN20051004_030101_000000392041_00204_18795_7296.N1	04-OCT-2005 03:01:01	Bright	38.500	93	53Bet Peg	2.5200	3100.0	77	18795	No
34	GOM_NL__2PRFIN20051004_031124_000000352041_00204_18795_7297.N1	04-OCT-2005 03:11:24	Bright	35.000	89	5Alp Cep	2.4510	8000.0	70	18795	No
35	GOM_NL__2PRFIN20051004_031822_000000342041_00204_18795_7298.N1	04-OCT-2005 03:18:22	Bright	33.500	49	1Alp UMi	1.9900	6300.0	67	18795	No
36	GOM_NL__2PRFIN20051004_032038_000000352041_00204_18795_7299.N1	04-OCT-2005 03:20:38	Bright	35.000	60	7Bet UMi	2.0810	3950.0	70	18795	No
37	GOM_NL__2PRFIN20051004_032624_000000362041_00204_18795_7300.N1	04-OCT-2005 03:26:24	Bright	35.500	36	50Alp UMa	1.8000	6300.0	71	18795	No
38	GOM_NL__2PRFIN20051004_032755_000000352041_00204_18795_7301.N1	04-OCT-2005 03:27:55	Bright	34.500	82	48Bet UMa	2.3650	10600.	69	18795	No
39	GOM_NL__2PRFIN20051004_033110_000000522041_00204_18795_7302.N1	04-OCT-2005 03:31:10	Bright	52.000	174	52Psi UMa	3.0040	4400.0	104	18795	No
40	GOM_NL__2PRFIN20051004_033834_000000342041_00204_18795_7303.N1	04-OCT-2005 03:38:34	Bright	34.000	51	41Gam1Leo	2.0100	4500.0	68	18795	No
41	GOM_NL__2PRFIN20051004_034056_000000352041_00204_18795_7304.N1	04-OCT-2005 03:40:56	Bright	34.500	22	32Alp Leo	1.3600	15200.	69	18795	No
42	GOM_NL__2PRFIN20051004_035714_000000462041_00204_18795_7305.N1	04-OCT-2005 03:57:14	Dark	46.000	65	Lam Vel	2.2040	4400.0	92	18795	No

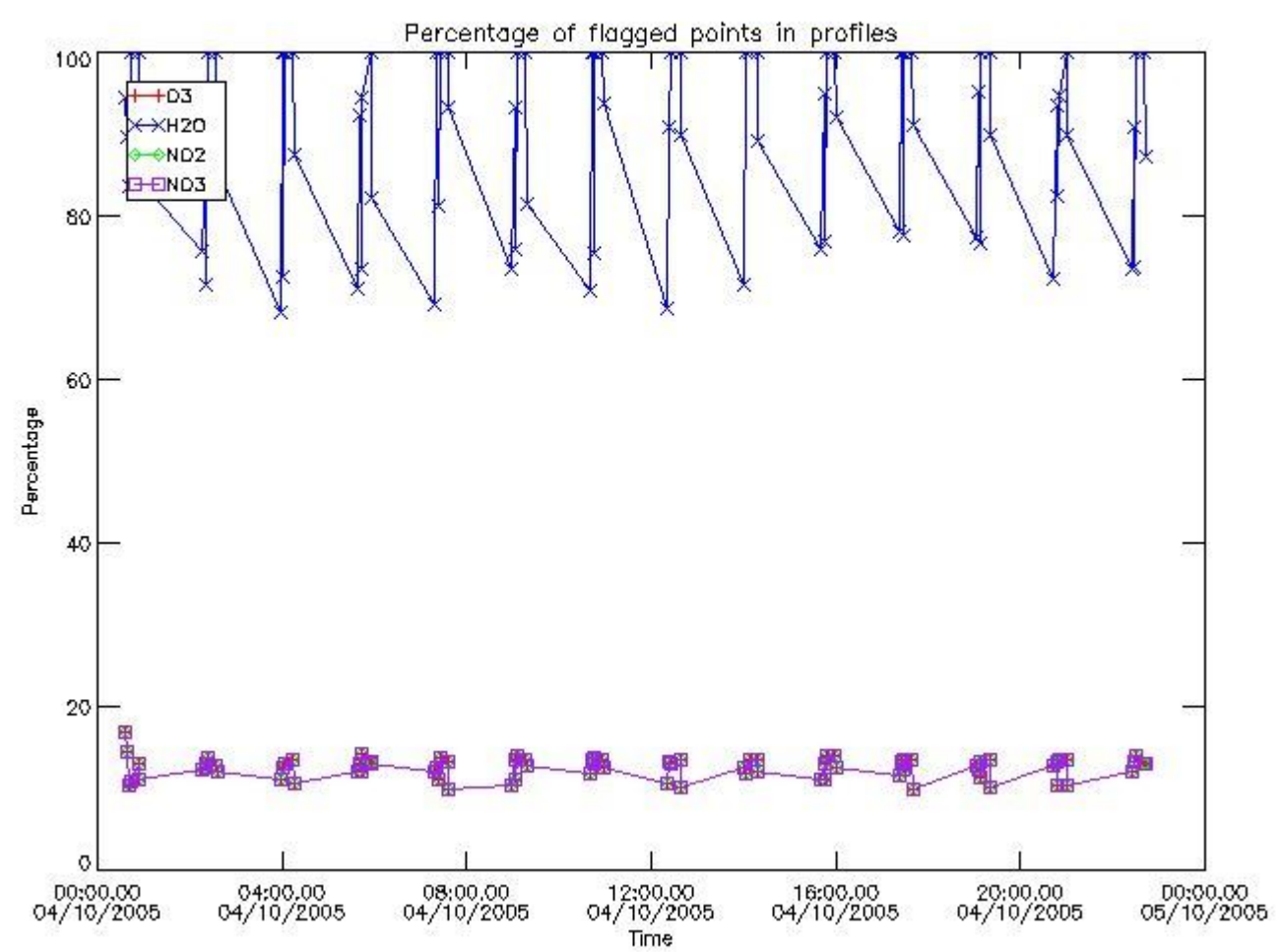
161	GOM_NL__2PRFIN20051004_151036_000000352041_00211_18802_7319.N1	04-OCT-2005 15:10:36	Bright	34.500	36	50Alp UMa	1.8000	6300.0	69	18802	No
162	GOM_NL__2PRFIN20051004_151207_000000342041_00211_18802_7320.N1	04-OCT-2005 15:12:07	Bright	33.500	82	48Bet UMa	2.3650	10600.	67	18802	No
163	GOM_NL__2PRFIN20051004_151523_000000332041_00211_18802_7321.N1	04-OCT-2005 15:15:23	Bright	33.000	174	52Psi UMa	3.0040	4400.0	66	18802	No
164	GOM_NL__2PRFIN20051004_152247_000000352041_00211_18802_7322.N1	04-OCT-2005 15:22:47	Bright	34.500	51	41Gam1Leo	2.0100	4500.0	69	18802	No
165	GOM_NL__2PRFIN20051004_152510_000000372041_00211_18802_7323.N1	04-OCT-2005 15:25:10	Bright	36.500	22	32Alp Leo	1.3600	15200.	73	18802	No
166	GOM_NL__2PRFIN20051004_154129_000000462041_00211_18802_7324.N1	04-OCT-2005 15:41:29	Dark	46.000	65	Lam Vel	2.2040	4400.0	92	18802	No
167	GOM_NL__2PRFIN20051004_154445_000000402041_00211_18802_7325.N1	04-OCT-2005 15:44:45	Dark	39.500	46	Del Vel	1.9540	10600.	79	18802	No
168	GOM_NL__2PRFIN20051004_154620_000000462041_00212_18803_7309.N1	04-OCT-2005 15:46:20	Dark	46.000	41	Eps Car	1.8600	4100.0	92	18803	No
169	GOM_NL__2PRFIN20051004_154750_000000372041_00212_18803_7310.N1	04-OCT-2005 15:47:50	Dark	36.500	29	Bet Car	1.6720	10200.	73	18803	No
170	GOM_NL__2PRFIN20051004_155833_000000372041_00212_18803_7311.N1	04-OCT-2005 15:58:33	Dark	36.500	143	Alp Hyi	2.8570	7200.0	73	18803	No
171	GOM_NL__2PRFIN20051004_160001_000000452041_00212_18803_7312.N1	04-OCT-2005 16:00:01	Dark	45.000	9	Alp Eri	0.45300	24000.	90	18803	No
172	GOM_NL__2PRFIN20051004_160517_000000442041_00212_18803_7313.N1	04-OCT-2005 16:05:17	Straylight	44.000	84	Alp Phe	2.3970	4500.0	88	18803	No
173	GOM_NL__2PRFIN20051004_160951_000000422041_00212_18803_7314.N1	04-OCT-2005 16:09:51	Straylight	41.500	18	24Alp PsA	1.1660	9700.0	83	18803	No
174	GOM_NL__2PRFIN20051004_162213_000000372041_00212_18803_7315.N1	04-OCT-2005 16:22:13	Bright	36.500	90	54Alp Peg	2.4870	11000.	73	18803	No
175	GOM_NL__2PRFIN20051004_162549_000000362041_00212_18803_7316.N1	04-OCT-2005 16:25:49	Bright	36.000	93	53Bet Peg	2.5200	3100.0	72	18803	No
176	GOM_NL__2PRFIN20051004_163613_000000342041_00212_18803_7317.N1	04-OCT-2005 16:36:13	Bright	33.500	89	5Alp Cep	2.4510	8000.0	67	18803	No
177	GOM_NL__2PRFIN20051004_164309_000000362041_00212_18803_7318.N1	04-OCT-2005 16:43:09	Bright	35.500	49	1Alp UMi	1.9900	6300.0	71	18803	No
178	GOM_NL__2PRFIN20051004_164528_000000372041_00212_18803_7319.N1	04-OCT-2005 16:45:28	Bright	36.500	60	7Bet UMi	2.0810	3950.0	73	18803	No
179	GOM_NL__2PRFIN20051004_165112_000000342041_00212_18803_7320.N1	04-OCT-2005 16:51:12	Bright	33.500	36	50Alp UMa	1.8000	6300.0	67	18803	No
180	GOM_NL__2PRFIN20051004_165243_000000342041_00212_18803_7321.N1	04-OCT-2005 16:52:43	Bright	33.500	82	48Bet UMa	2.3650	10600.	67	18803	No
181	GOM_NL__2PRFIN20051004_165559_000000392041_00212_18803_7322.N1	04-OCT-2005 16:55:59	Bright	38.500	174	52Psi UMa	3.0040	4400.0	77	18803	No
182	GOM_NL__2PRFIN20051004_170323_000000342041_00212_18803_7323.N1	04-OCT-2005 17:03:23	Bright	33.500	51	41Gam1Leo	2.0100	4500.0	67	18803	No
183	GOM_NL__2PRFIN20051004_170546_000000372041_00212_18803_7324.N1	04-OCT-2005 17:05:46	Bright	37.000	22	32Alp Leo	1.3600	15200.	74	18803	No
184	GOM_NL__2PRFIN20051004_172205_000000492041_00212_18803_7325.N1	04-OCT-2005 17:22:05	Dark	48.500	65	Lam Vel	2.2040	4400.0	97	18803	No
185	GOM_NL__2PRFIN20051004_172521_000000392041_00212_18803_7326.N1	04-OCT-2005 17:25:21	Dark	38.500	46	Del Vel	1.9540	10600.	77	18803	No
186	GOM_NL__2PRFIN20051004_172657_000000502041_00213_18804_7309.N1	04-OCT-2005 17:26:57	Dark	49.500	41	Eps Car	1.8600	4100.0	99	18804	No
187	GOM_NL__2PRFIN20051004_172826_000000382041_00213_18804_7310.N1	04-OCT-2005 17:28:26	Dark	37.500	29	Bet Car	1.6720	10200.	75	18804	No
188	GOM_NL__2PRFIN20051004_173910_000000382041_00213_18804_7311.N1	04-OCT-2005 17:39:10	Dark	37.500	143	Alp Hyi	2.8570	7200.0	75	18804	No
189	GOM_NL__2PRFIN20051004_174037_000000512041_00213_18804_7312.N1	04-OCT-2005 17:40:37	Dark	51.000	9	Alp Eri	0.45300	24000.	102	18804	No
190	GOM_NL__2PRFIN20051004_174554_000000442041_00213_18804_7313.N1	04-OCT-2005 17:45:54	Straylight	43.500	84	Alp Phe	2.3970	4500.0	87	18804	No
191	GOM_NL__2PRFIN20051004_175027_000000422041_00213_18804_7314.N1	04-OCT-2005 17:50:27	Straylight	41.500	18	24Alp PsA	1.1660	9700.0	83	18804	No
192	GOM_NL__2PRFIN20051004_180250_000000372041_00213_18804_7315.N1	04-OCT-2005 18:02:50	Bright	36.500	90	54Alp Peg	2.4870	11000.	73	18804	No
193	GOM_NL__2PRFIN20051004_180625_000000382041_00213_18804_7316.N1	04-OCT-2005 18:06:25	Bright	37.500	93	53Bet Peg	2.5200	3100.0	75	18804	No
194	GOM_NL__2PRFIN20051004_181649_000000362041_00213_18804_7317.N1	04-OCT-2005 18:16:49	Bright	36.000	89	5Alp Cep	2.4510	8000.0	72	18804	No
195	GOM_NL__2PRFIN20051004_182345_000000362041_00213_18804_7318.N1	04-OCT-2005 18:23:45	Bright	36.000	49	1Alp UMi	1.9900	6300.0	72	18804	No
196	GOM_NL__2PRFIN20051004_182604_000000362041_00213_18804_7319.N1	04-OCT-2005 18:26:04	Bright	36.000	60	7Bet UMi	2.0810	3950.0	72	18804	No
197	GOM_NL__2PRFIN20051004_183148_000000372041_00213_18804_7320.N1	04-OCT-2005 18:31:48	Bright	37.000	36	50Alp UMa	1.8000	6300.0	74	18804	No
198	GOM_NL__2PRFIN20051004_183319_000000352041_00213_18804_7321.N1	04-OCT-2005 18:33:19	Bright	35.000	82	48Bet UMa	2.3650	10600.	70	18804	No
199	GOM_NL__2PRFIN20051004_183635_000000352041_00213_18804_7322.N1	04-OCT-2005 18:36:35	Bright	35.000	174	52Psi UMa	3.0040	4400.0	70	18804	No
200	GOM_NL__2PRFIN20051004_184359_000000352041_00213_18804_7323.N1	04-OCT-2005 18:43:59	Bright	34.500	51	41Gam1Leo	2.0100	4500.0	69	18804	No
201	GOM_NL__2PRFIN20051004_184622_000000352041_00213_18804_7324.N1	04-OCT-2005 18:46:22	Bright	34.500	22	32Alp Leo	1.3600	15200.	69	18804	No
202	GOM_NL__2PRFIN20051004_190242_000000402041_00213_18804_7325.N1	04-OCT-2005 19:02:42	Dark	40.000	65	Lam Vel	2.2040	4400.0	80	18804	No
203	GOM_NL__2PRFIN20051004_190558_000000422041_00213_18804_7326.N1	04-OCT-2005 19:05:58	Dark	41.500	46	Del Vel	1.9540	10600.	83	18804	No
204	GOM_NL__2PRFIN20051004_190733_000000502041_00214_18805_7309.N1	04-OCT-2005 19:07:33	Dark	49.500	41	Eps Car	1.8600	4100.0	99	18805	No
205	GOM_NL__2PRFIN20051004_190902_000000392041_00214_18805_7310.N1	04-OCT-2005 19:09:02	Dark	38.500	29	Bet Car	1.6720	10200.	77	18805	No
206	GOM_NL__2PRFIN20051004_191946_000000382041_00214_18805_7311.N1	04-OCT-2005 19:19:46	Dark	38.000	143	Alp Hyi	2.8570	7200.0	76	18805	No
207	GOM_NL__2PRFIN20051004_192114_000000502041_00214_18805_7312.N1	04-OCT-2005 19:21:14	Dark	49.500	9	Alp Eri	0.45300	24000.	99	18805	No
208	GOM_NL__2PRFIN20051004_192630_000000422041_00214_18805_7313.N1	04-OCT-2005 19:26:30	Straylight	41.500	84	Alp Phe	2.3970	4500.0	83	18805	No
209	GOM_NL__2PRFIN20051004_193104_000000412041_00214_18805_7314.N1	04-OCT-2005 19:31:04	Straylight	41.000	18	24Alp PsA	1.1660	9700.0	82	18805	No
210	GOM_NL__2PRFIN20051004_194325_000000362041_00214_18805_7315.N1	04-OCT-2005 19:43:25	Bright	36.000	90	54Alp Peg	2.4870	11000.	72	18805	No
211	GOM_NL__2PRFIN20051004_194702_000000352041_00214_18805_7316.N1	04-OCT-2005 19:47:02	Bright	35.000	93	53Bet Peg	2.5200	3100.0	70	18805	No
212	GOM_NL__2PRFIN20051004_195725_000000372041_00214_18805_7317.N1	04-OCT-2005 19:57:25	Bright	37.000	89	5Alp Cep	2.4510	8000.0	74	18805	No
213	GOM_NL__2PRFIN20051004_200421_000000362041_00214_18805_7318.N1	04-OCT-2005 20:04:21	Bright	35.500	49	1Alp UMi	1.9900	6300.0	71	18805	No
214	GOM_NL__2PRFIN20051004_200640_000000382041_00214_18805_7319.N1	04-OCT-2005 20:06:40	Bright	38.000	60	7Bet UMi	2.0810	3950.0	76	18805	No
215	GOM_NL__2PRFIN20051004_201224_000000372041_00214_18805_7320.N1	04-OCT-2005 20:12:24	Bright	37.000	36	50Alp UMa	1.8000	6300.0	74	18805	No
216	GOM_NL__2PRFIN20051004_201356_000000352041_00214_18805_7321.N1	04-OCT-2005 20:13:56	Bright	35.000	82	48Bet UMa	2.3650	10600.	70	18805	No
217	GOM_NL__2PRFIN20051004_201711_000000342041_00214_18805_7322.N1	04-OCT-2005 20:17:11	Bright	33.500	174	52Psi UMa	3.0040	4400.0	67	18805	No
218	GOM_NL__2PRFIN20051004_202435_000000342041_00214_18805_7323.N1	04-OCT-2005 20:24:35	Bright	34.000	51	41Gam1Leo	2.0100	4500.0	68	18805	No
219	GOM_NL__2PRFIN20051004_202658_000000342041_00214_18805_7324.N1	04-OCT-2005 20:26:58	Bright	34.000	22	32Alp Leo	1.3600	15200.	68	18805	No

220	GOM_NL__2PRFIN20051004_204318_000000402041_00214_18805_7325.N1	04-OCT-2005 20:43:18	Dark	40.000	65	Lam Vel	2.2040	4400.0	80	18805	No
221	GOM_NL__2PRFIN20051004_204634_000000392041_00214_18805_7326.N1	04-OCT-2005 20:46:34	Dark	38.500	46	Del Vel	1.9540	10600.	77	18805	No
222	GOM_NL__2PRFIN20051004_204809_000000492041_00215_18806_7309.N1	04-OCT-2005 20:48:09	Dark	49.000	41	Eps Car	1.8600	4100.0	98	18806	No
223	GOM_NL__2PRFIN20051004_204938_000000382041_00215_18806_7310.N1	04-OCT-2005 20:49:38	Dark	37.500	29	Bet Car	1.6720	10200.	75	18806	No
224	GOM_NL__2PRFIN20051004_210022_000000382041_00215_18806_7311.N1	04-OCT-2005 21:00:22	Dark	38.000	143	Alp Hyi	2.8570	7200.0	76	18806	No
225	GOM_NL__2PRFIN20051004_210150_000000492041_00215_18806_7312.N1	04-OCT-2005 21:01:50	Dark	49.000	9	Alp Eri	0.45300	24000.	98	18806	No
226	GOM_NL__2PRFIN20051004_210706_000000412041_00215_18806_7313.N1	04-OCT-2005 21:07:06	Straylight	41.000	84	Alp Phe	2.3970	4500.0	82	18806	No
227	GOM_NL__2PRFIN20051004_211140_000000432041_00215_18806_7314.N1	04-OCT-2005 21:11:40	Straylight	42.500	18	24Alp PsA	1.1660	9700.0	85	18806	No
228	GOM_NL__2PRFIN20051004_212401_000000372041_00215_18806_7315.N1	04-OCT-2005 21:24:01	Bright	36.500	90	54Alp Peg	2.4870	11000.	73	18806	No
229	GOM_NL__2PRFIN20051004_212737_000000382041_00215_18806_7316.N1	04-OCT-2005 21:27:37	Bright	38.000	93	53Bet Peg	2.5200	3100.0	76	18806	No
230	GOM_NL__2PRFIN20051004_213801_000000362041_00215_18806_7317.N1	04-OCT-2005 21:38:01	Bright	35.500	89	5Alp Cep	2.4510	8000.0	71	18806	No
231	GOM_NL__2PRFIN20051004_214457_000000372041_00215_18806_7318.N1	04-OCT-2005 21:44:57	Bright	37.000	49	1Alp UMi	1.9900	6300.0	74	18806	No
232	GOM_NL__2PRFIN20051004_214716_000000382041_00215_18806_7319.N1	04-OCT-2005 21:47:16	Bright	37.500	60	7Bet UMi	2.0810	3950.0	75	18806	No
233	GOM_NL__2PRFIN20051004_215300_000000372041_00215_18806_7320.N1	04-OCT-2005 21:53:00	Bright	37.000	36	50Alp UMa	1.8000	6300.0	74	18806	No
234	GOM_NL__2PRFIN20051004_215432_000000352041_00215_18806_7321.N1	04-OCT-2005 21:54:32	Bright	35.000	82	48Bet UMa	2.3650	10600.	70	18806	No
235	GOM_NL__2PRFIN20051004_215747_000000522041_00215_18806_7322.N1	04-OCT-2005 21:57:47	Bright	52.000	174	52Psi UMa	3.0040	4400.0	104	18806	No
236	GOM_NL__2PRFIN20051004_220511_000000342041_00215_18806_7323.N1	04-OCT-2005 22:05:11	Bright	34.000	51	41Gam1Leo	2.0100	4500.0	68	18806	No
237	GOM_NL__2PRFIN20051004_220734_000000352041_00215_18806_7324.N1	04-OCT-2005 22:07:34	Bright	34.500	22	32Alp Leo	1.3600	15200.	69	18806	No
238	GOM_NL__2PRFIN20051004_222354_000000422041_00215_18806_7325.N1	04-OCT-2005 22:23:54	Dark	42.000	65	Lam Vel	2.2040	4400.0	84	18806	No
239	GOM_NL__2PRFIN20051004_222710_000000392041_00215_18806_7326.N1	04-OCT-2005 22:27:10	Dark	38.500	46	Del Vel	1.9540	10600.	77	18806	No
240	GOM_NL__2PRFIN20051004_222846_000000392041_00216_18807_7309.N1	04-OCT-2005 22:28:46	Dark	38.500	41	Eps Car	1.8600	4100.0	77	18807	No
241	GOM_NL__2PRFIN20051004_223014_000000372041_00216_18807_7310.N1	04-OCT-2005 22:30:14	Dark	36.500	29	Bet Car	1.6720	10200.	73	18807	No
242	GOM_NL__2PRFIN20051004_224059_000000392041_00216_18807_7311.N1	04-OCT-2005 22:40:59	Dark	39.000	143	Alp Hyi	2.8570	7200.0	78	18807	No
243	GOM_NL__2PRFIN20051004_224226_000000402041_00216_18807_7312.N1	04-OCT-2005 22:42:26	Dark	39.500	9	Alp Eri	0.45300	24000.	79	18807	No
244	GOM_NL__2PRFIN20051004_224742_000000442041_00216_18807_7313.N1	04-OCT-2005 22:47:42	Straylight	44.000	84	Alp Phe	2.3970	4500.0	88	18807	No
245	GOM_NL__2PRFIN20051004_225216_000000412041_00216_18807_7314.N1	04-OCT-2005 22:52:16	Straylight	41.000	18	24Alp PsA	1.1660	9700.0	82	18807	No
246	GOM_NL__2PRFIN20051004_230437_000000362041_00216_18807_7315.N1	04-OCT-2005 23:04:37	Bright	35.500	90	54Alp Peg	2.4870	11000.	71	18807	No
247	GOM_NL__2PRFIN20051004_230813_000000362041_00216_18807_7316.N1	04-OCT-2005 23:08:13	Bright	35.500	93	53Bet Peg	2.5200	3100.0	71	18807	No
248	GOM_NL__2PRFIN20051004_231837_000000362041_00216_18807_7317.N1	04-OCT-2005 23:18:37	Bright	35.500	89	5Alp Cep	2.4510	8000.0	71	18807	No
249	GOM_NL__2PRFIN20051004_232533_000000362041_00216_18807_7318.N1	04-OCT-2005 23:25:33	Bright	36.000	49	1Alp UMi	1.9900	6300.0	72	18807	No
250	GOM_NL__2PRFIN20051004_232752_000000342041_00216_18807_7319.N1	04-OCT-2005 23:27:52	Bright	34.000	60	7Bet UMi	2.0810	3950.0	68	18807	No
251	GOM_NL__2PRFIN20051004_233336_000000372041_00216_18807_7320.N1	04-OCT-2005 23:33:36	Bright	37.000	36	50Alp UMa	1.8000	6300.0	74	18807	No
252	GOM_NL__2PRFIN20051004_233507_000000352041_00216_18807_7321.N1	04-OCT-2005 23:35:07	Bright	34.500	82	48Bet UMa	2.3650	10600.	69	18807	No
253	GOM_NL__2PRFIN20051004_233823_000000352041_00216_18807_7322.N1	04-OCT-2005 23:38:23	Bright	35.000	174	52Psi UMa	3.0040	4400.0	70	18807	No
254	GOM_NL__2PRFIN20051004_234547_000000352041_00216_18807_7323.N1	04-OCT-2005 23:45:47	Bright	34.500	51	41Gam1Leo	2.0100	4500.0	69	18807	No
255	GOM_NL__2PRFIN20051004_234810_000000362041_00216_18807_7324.N1	04-OCT-2005 23:48:10	Bright	35.500	22	32Alp Leo	1.3600	15200.	71	18807	No

3. Quality information per product

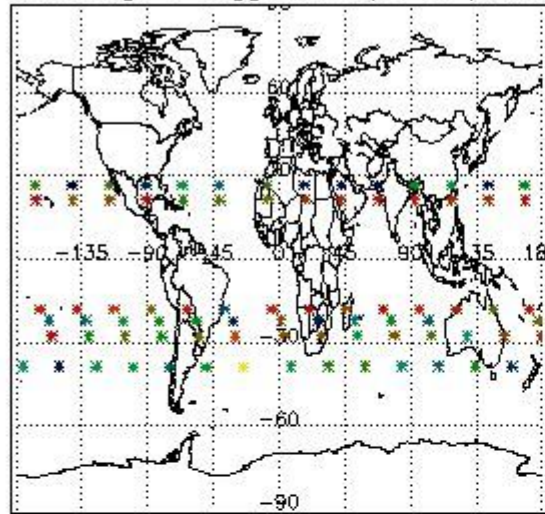
In this section it is plotted some information contained in the Quality Summary data set of the level 2 products. Only products in dark limb conditions and without errors (error flag in the MPH set to "0") are used.

3.1 Plot quality information per product (time dependant)

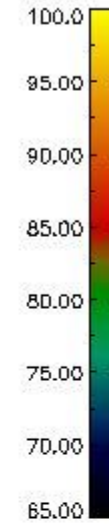
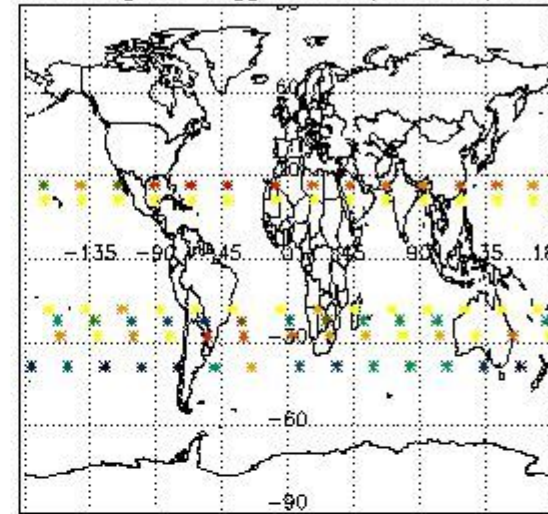


3.2 Plot quality information per product (world map)

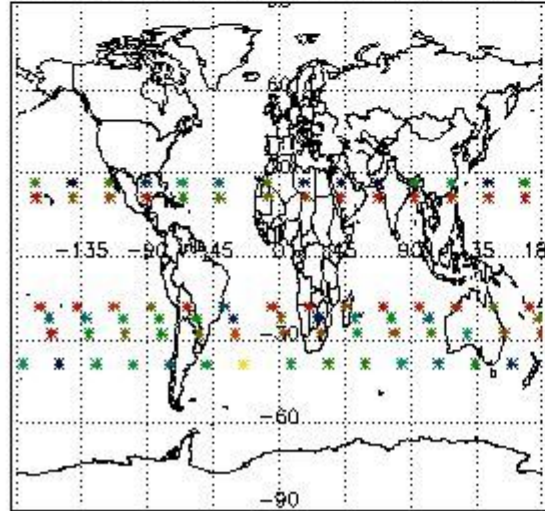
Percentage of flagged data per O3 profile



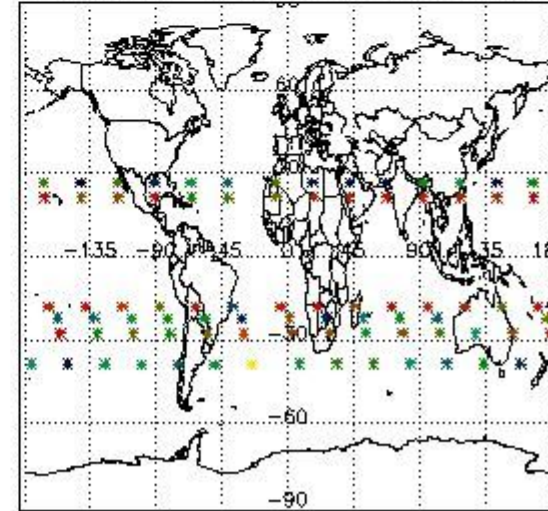
Percentage of flagged data per H2O profile



Percentage of flagged data per NO2 profile



Percentage of flagged data per NO3 profile

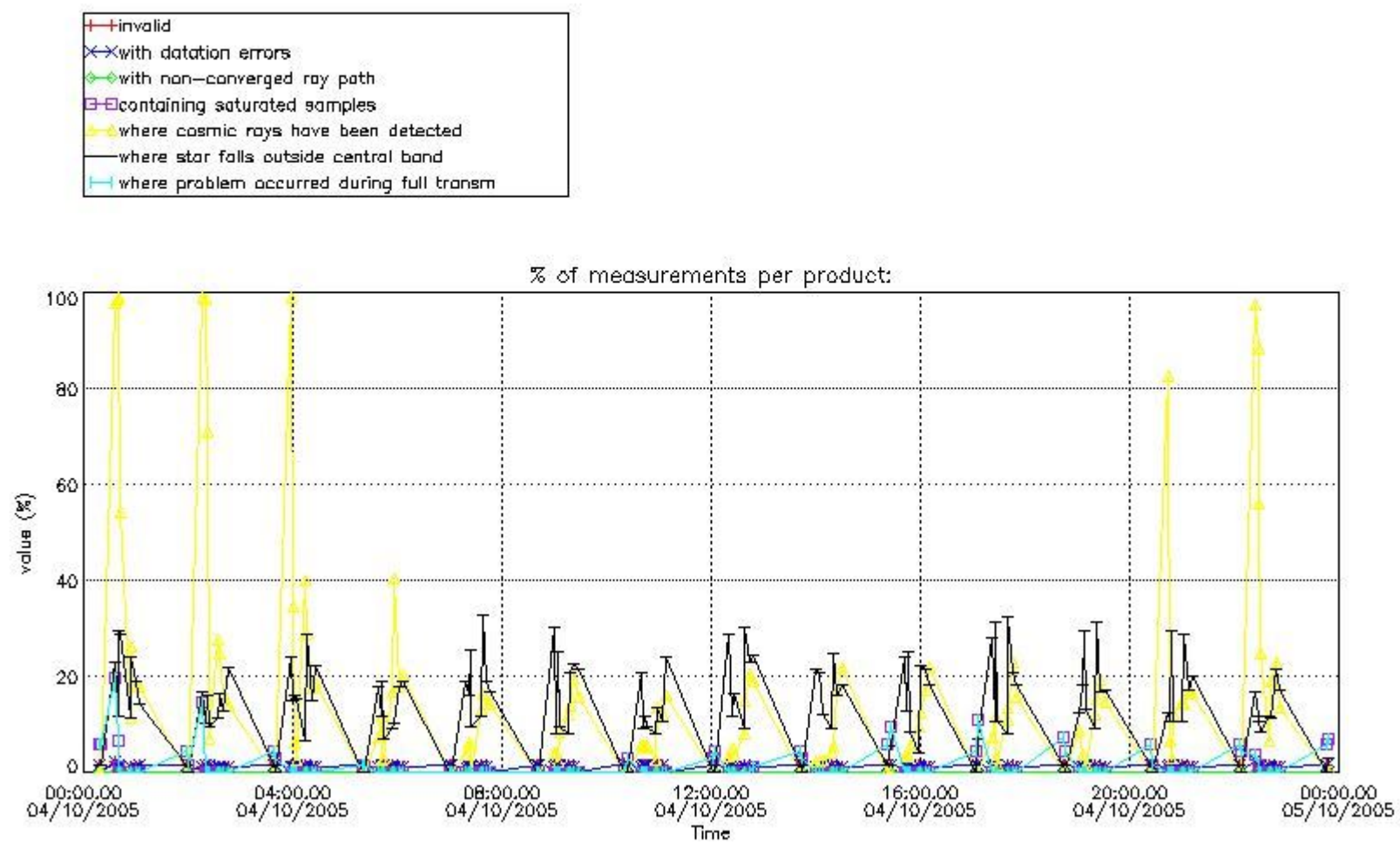


4. Level 1 quality information per product

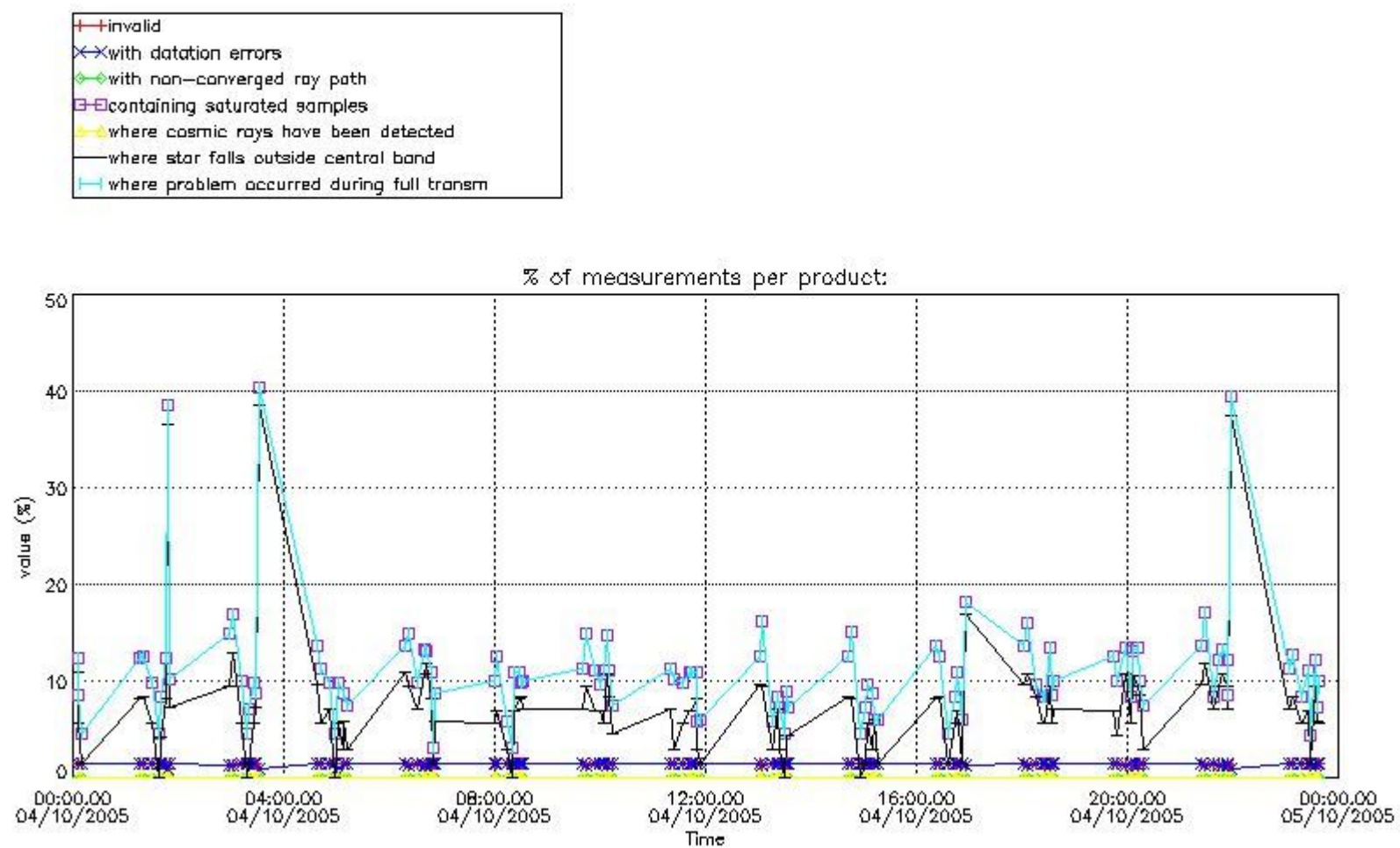
In this section it is plotted some information contained in the Quality Summary data set of the level 2 products that comes from the level 1b processing. Products without errors (error flag in the MPH set to "0") are used.

4.1 Plot quality information per product (time dependant) coming from level 1b processing

4.1.1 Plot level 1 quality information per product (time dependant): ENVISAT ASCENDING passes

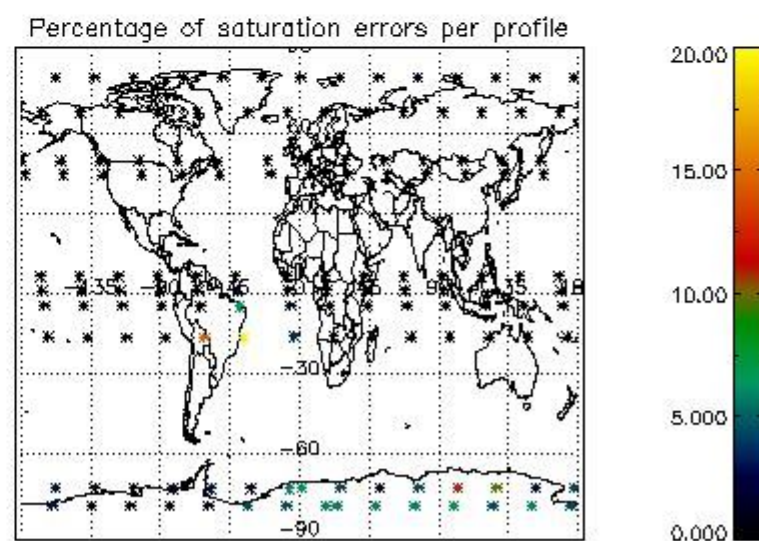
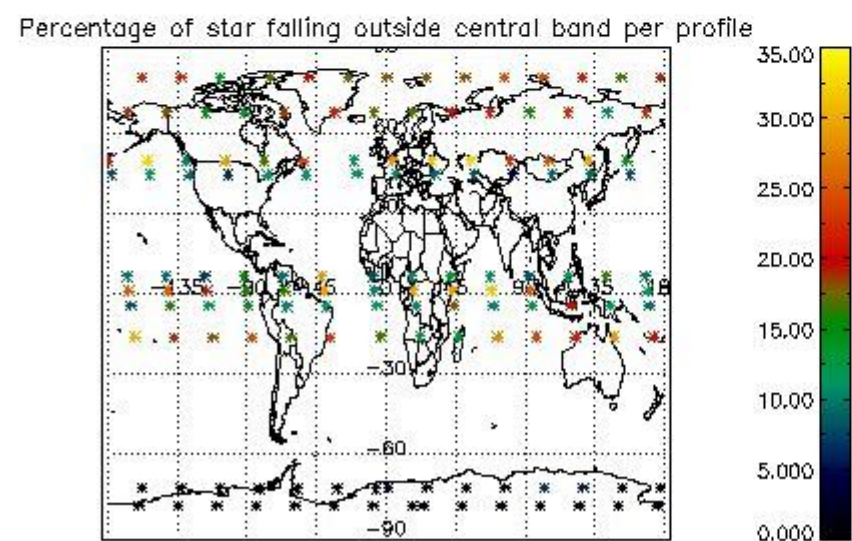
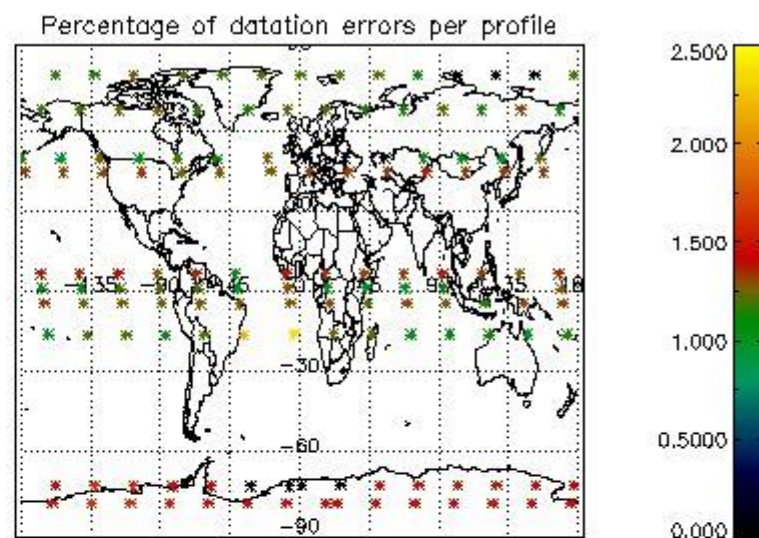
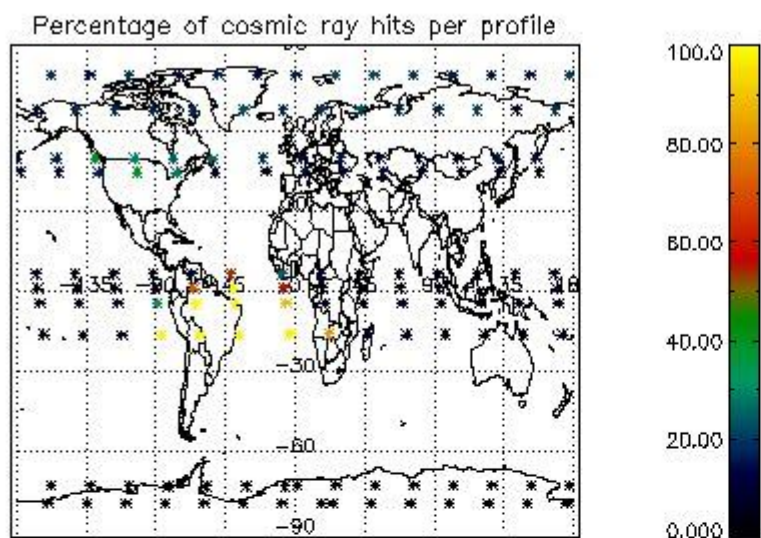


4.1.2 Plot level 1 quality information per product (time dependant): ENVI SAT DESCENDING passes

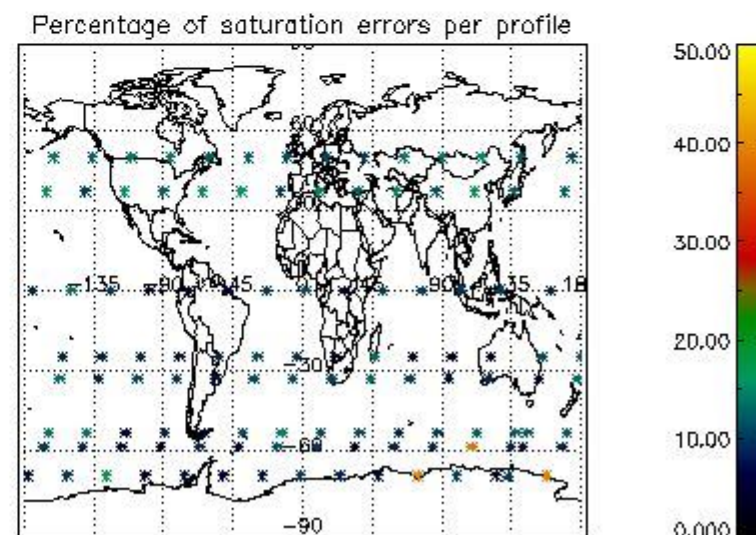
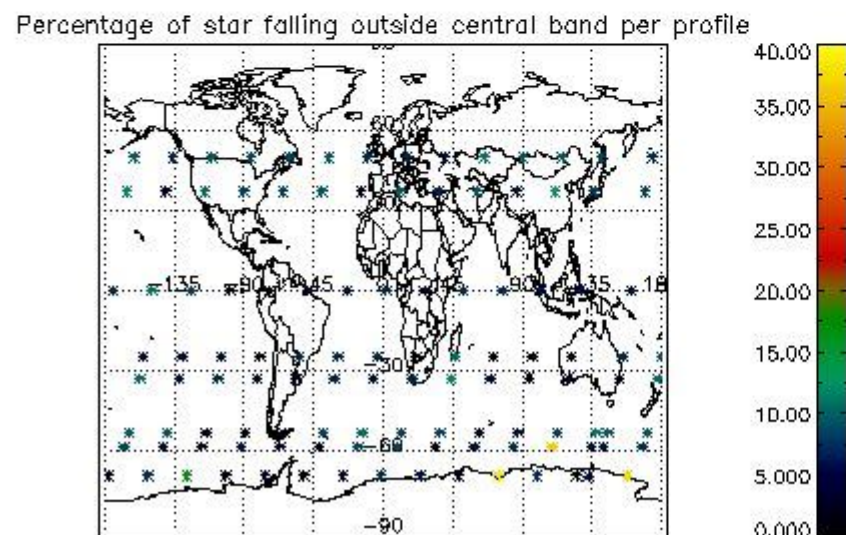
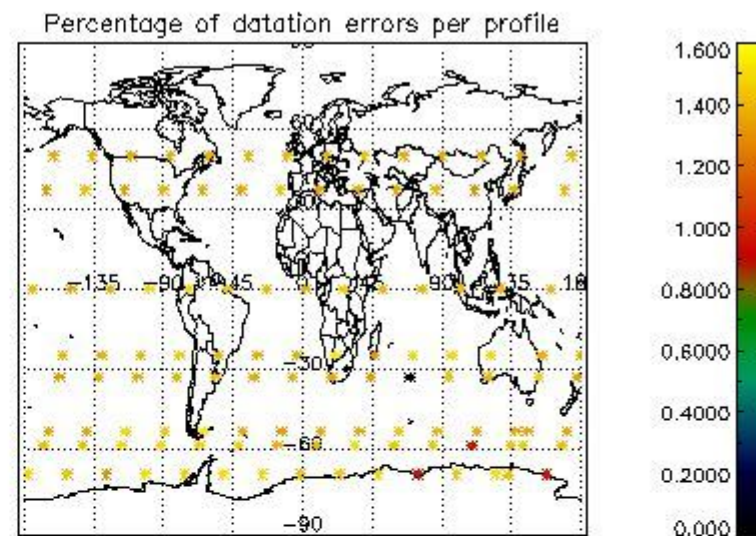
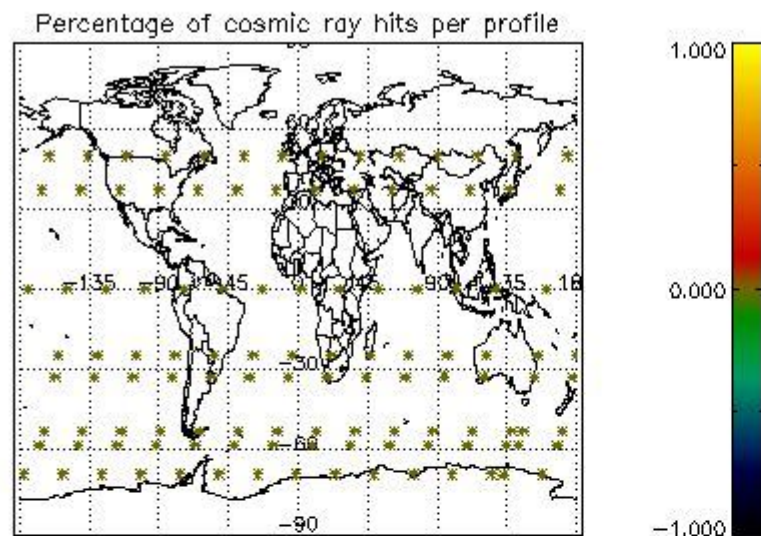


4.2 Plot quality information per product coming from level 1b processing (world map)

4.2.1 Plot level 1 quality information per product (world map): ENVISAT ASCENDING passes



4.2.2 Plot level 1 quality information per product (world map): ENVISAT DESCENDING passes



5. Trace gas profiles

5.1 Ozone statistics based on quality of products

The final quality of the products can be "measured" using the STD (Standard Deviation) attached to every point profile. This information is written to the parameter GOM_NL__2P/NL_LOCAL_SPECIES_DENSITY/o3_std of the level 2 products. The table below shows the statistics for given STD ranges.

The statistics are given with respect to the overall valid production:

- Products without fatal errors: GOM_NL__2P/MPH/PRODUCT_ERR=0
- Valid point profile: GOM_NL__2P/NL_LOCAL_SPECIES_DENSITY/pcd(0)=0

The 'Criteria' is applied to valid points of dark limb products:

- Products in dark limb illumination condition: GOM_NL__2P/NL_SUMMARY_QUALITY/obs_ill_cond=0
- Products without fatal errors: GOM_NL__2P/MPH/PRODUCT_ERR=0
- Valid point profile: GOM_NL__2P/NL_LOCAL_SPECIES_DENSITY/pcd(0)=0

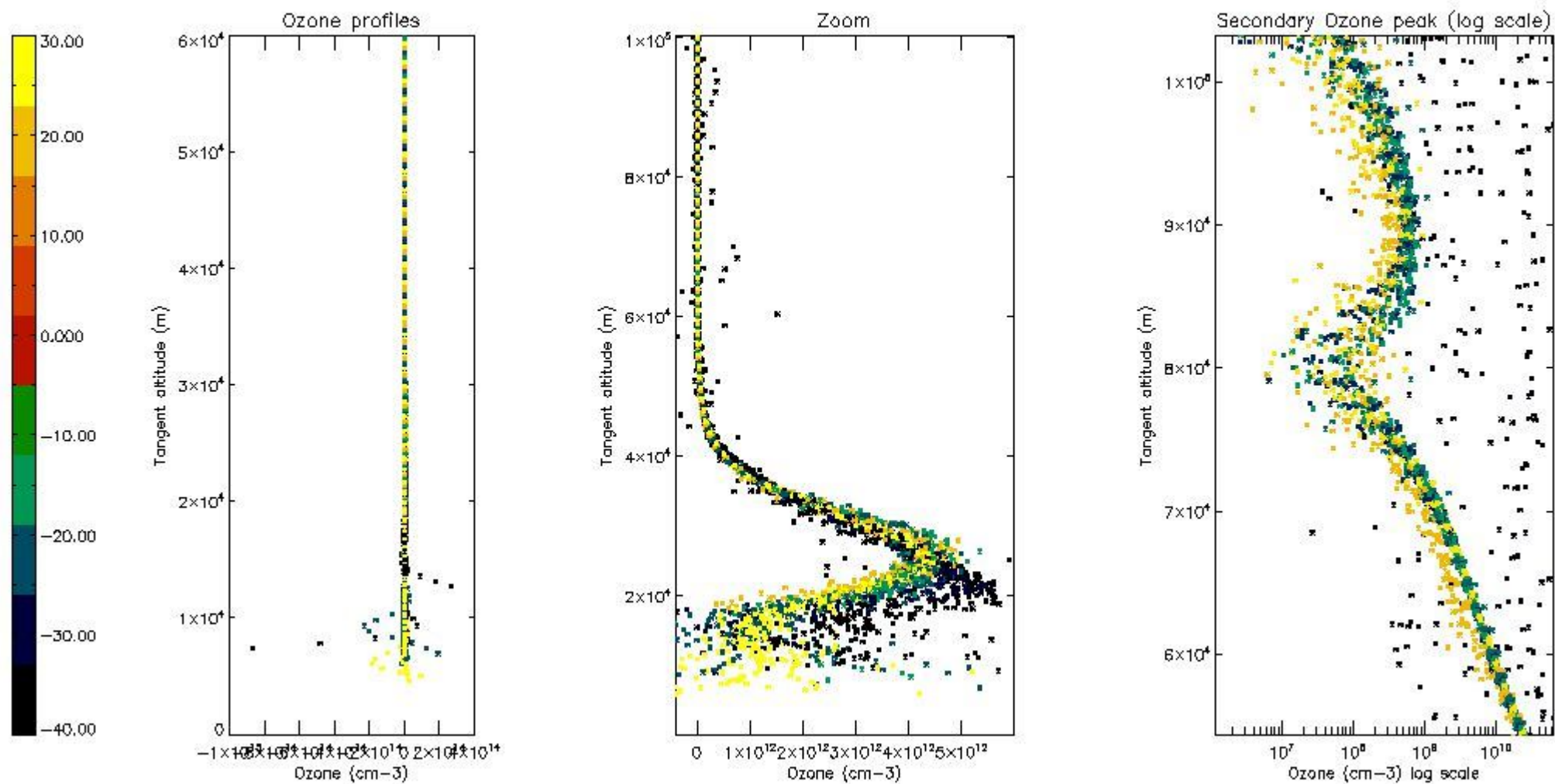
So, the table below shows the percentage of dark limb and valid observations for each criteria with respect to the overall valid daily observations.

Criteria	% of total production
All STD	36
STD < 20	21

STD < 10	16
STD < 5	8

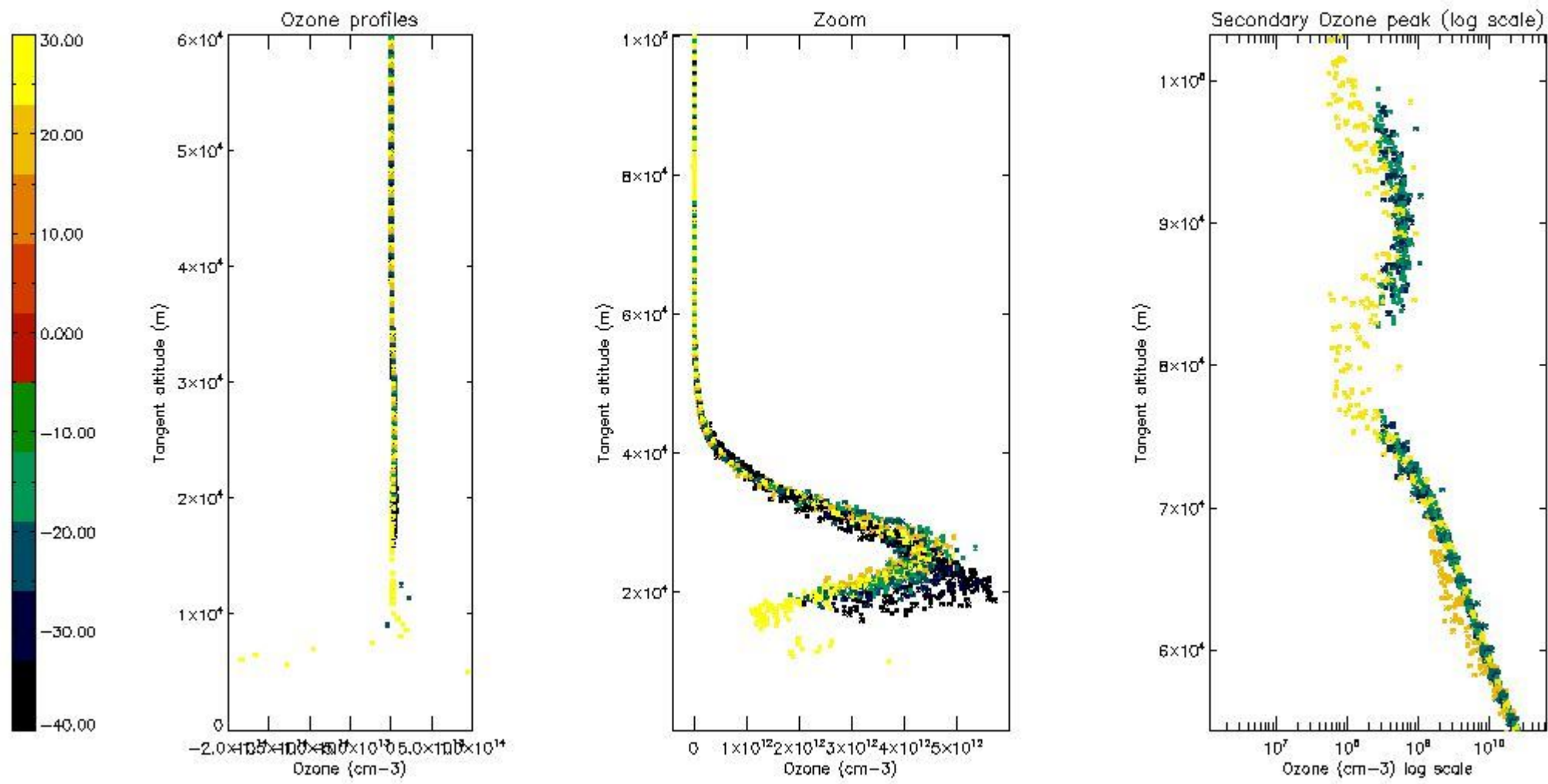
5.2 Plot ozone profiles for all STD (dark without errors)

The colorbar represents the latitude.



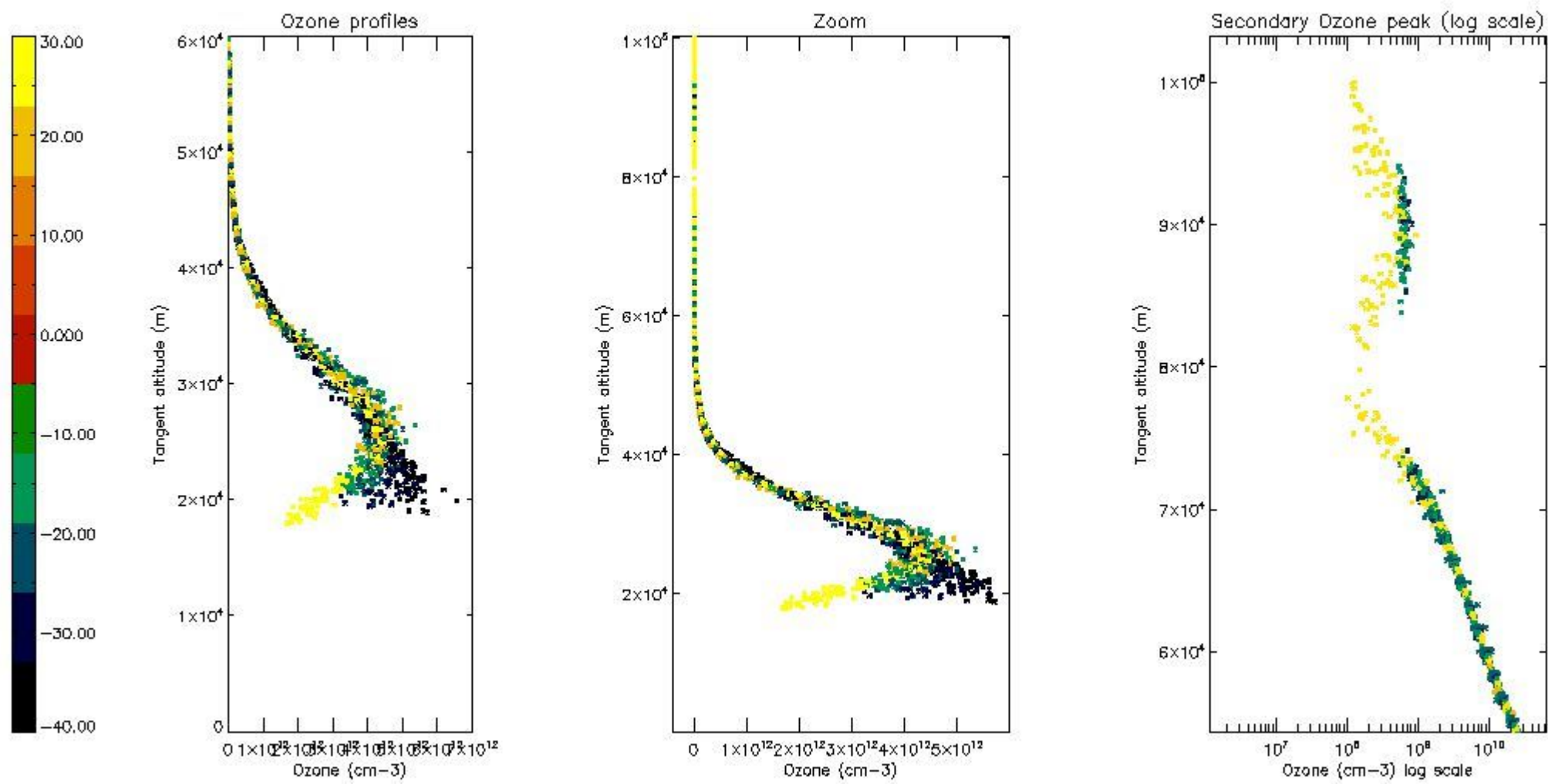
5.3 Plot ozone profiles where STD < 20% (dark without errors)

The colorbar represents the latitude.



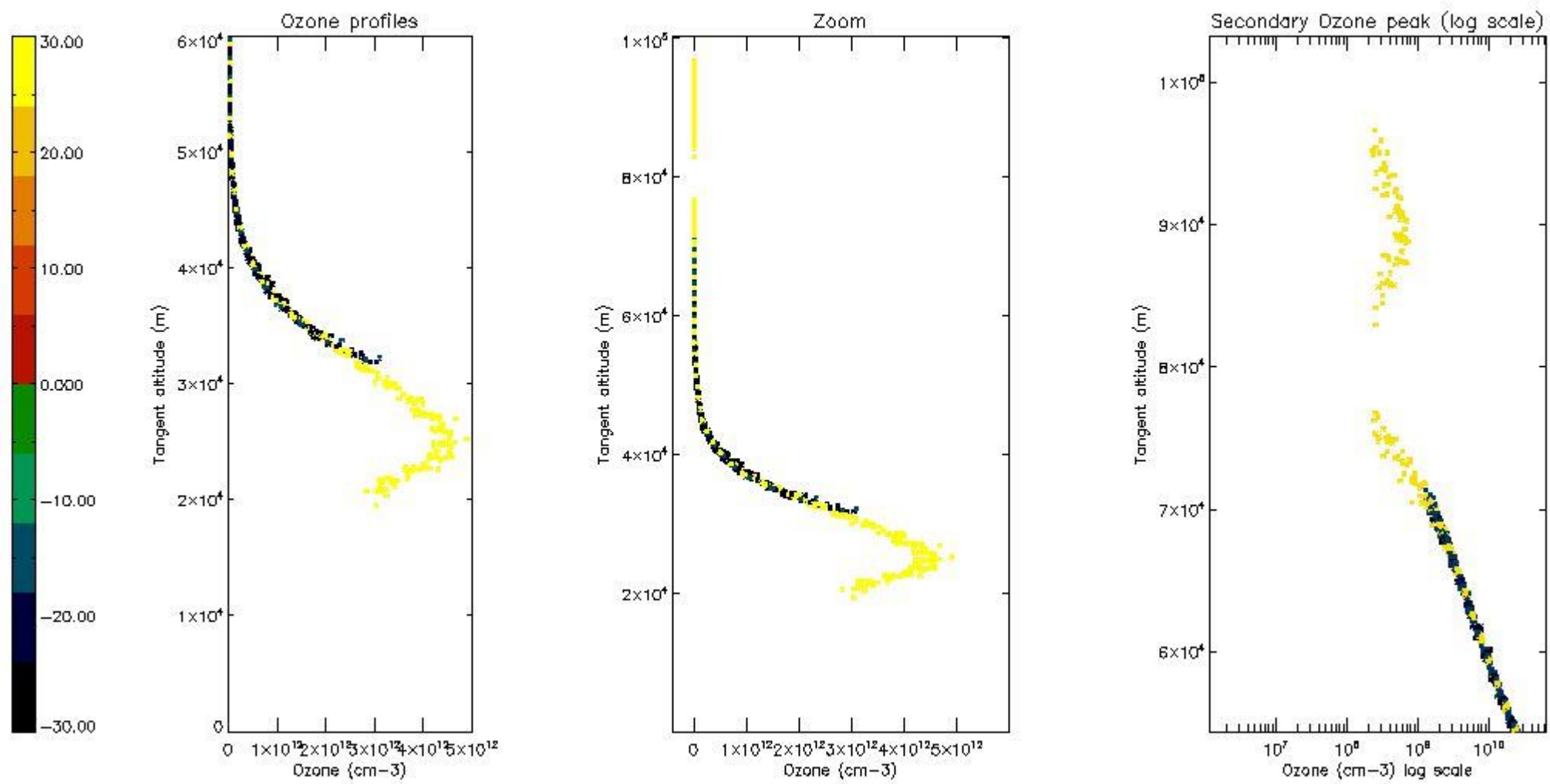
5.4 Plot ozone profiles where STD < 10% (dark without errors)

The colorbar represents the latitude.



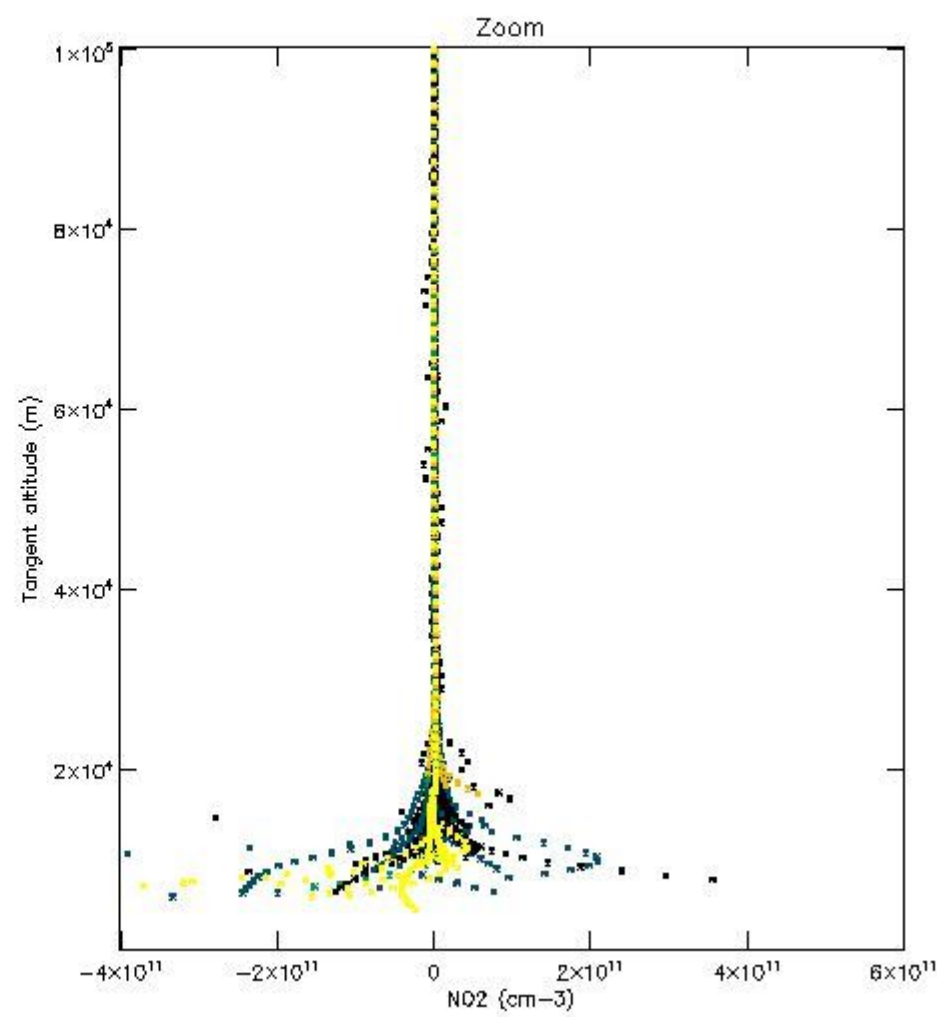
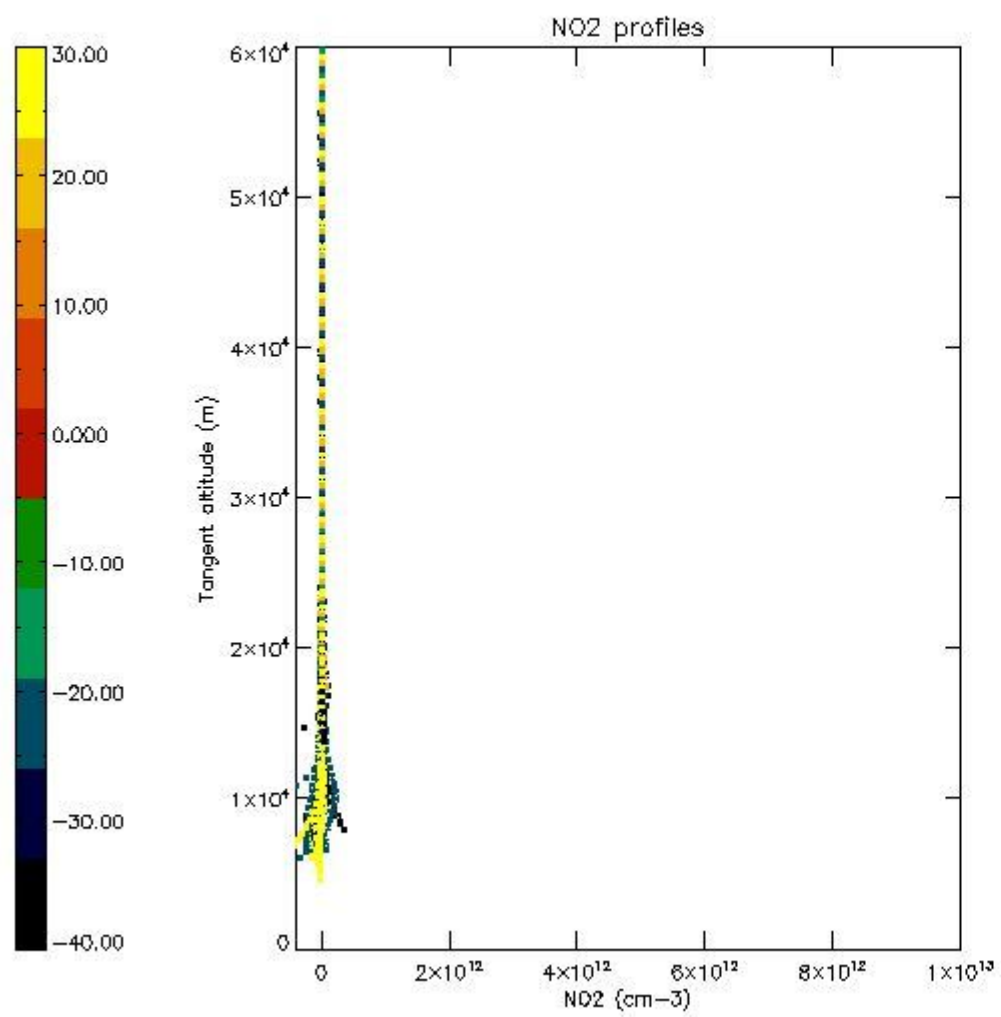
5.5 Plot ozone profiles where STD < 5% (dark without errors)

The colorbar represents the latitude.



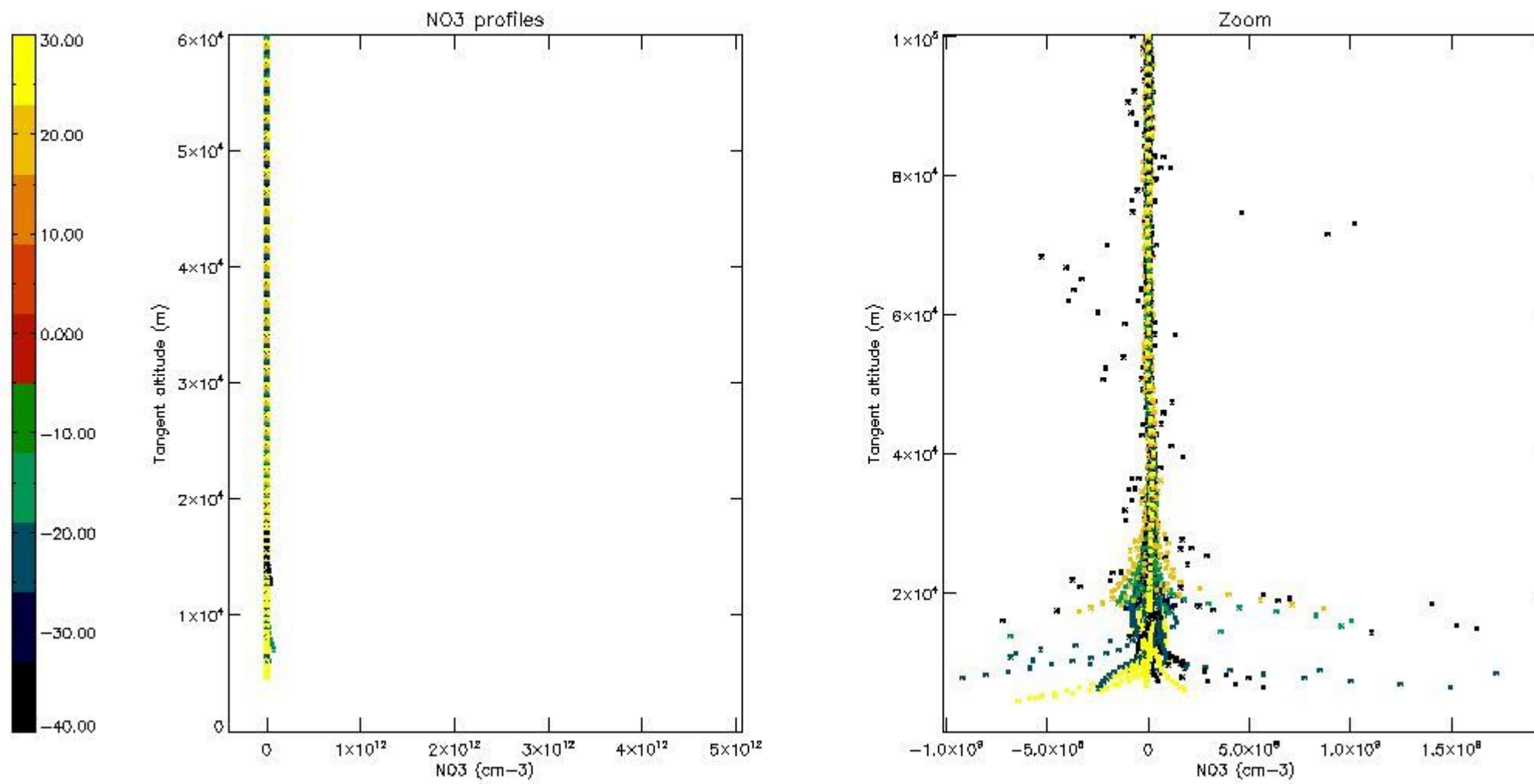
5.6 Plot NO₂ profiles for all STD (dark without errors)

The colorbar represents the latitude.



5.7 Plot NO3 profiles for all STD (dark without errors)

The colorbar represents the latitude.



6. Auxiliary Data Files used for the production reported in section 2

The number reported in the third column indicates since which file (see list in section 2) the corresponding auxiliary file has been used. The fourth column is the date of those product files.

Type	Auxiliary Filename	Used since product	Used since product date
INST_PHYS_CHARACTERISTICS	GOM_INS_AXVIEC20091111_143220_20030716_120000_20500101_000000	1	04-OCT-2005 00:05:12
LEVEL-2_PROC_CONFIG	GOM_PR2_AXVIEC20091111_152718_20020301_000000_20500101_000000	1	04-OCT-2005 00:05:12
CROSS_SECTIONS_FILE	GOM_CRS_AXVIEC20091111_154832_20020301_000000_20500101_000000	1	04-OCT-2005 00:05:12

GOMOS Level 2 Daily Report

SUMMARY

[1. General Info](#)

[2. Summary of processed GOM_NL_2P products](#)

[3. Level 2 Quality information per product](#)

[3.1 Plot of level 2 quality information per product \(time dependant\)](#)

[3.2 Plot of level 2 quality information per product \(world map\)](#)

[4. Level 1 Quality information per product \(stored on level 2 products\)](#)

[4.1 Plot of level 1 quality information per product \(time dependant\)](#)

[4.1.1 Plot of level 1 quality information per product \(time dependant\): ASCENDING](#)

[4.1.2 Plot of level 1 quality information per product \(time dependant\): DESCENDING](#)

[4.2 Plot of level 1 quality information per product \(world map\)](#)

[4.2.1 Plot of level 1 quality information per product \(world map\): ASCENDING](#)

[4.2.2 Plot of level 1 quality information per product \(world map\): DESCENDING](#)

[5. Ozone profiles based on quality statistics and other trace gas profiles](#)

[5.1 Ozone statistics based on quality of products](#)

[5.2 Plot ozone profiles for all STD \(dark without errors\)](#)

[5.3 Plot ozone profiles where STD < 20% \(dark without errors\)](#)

[5.4. Plot ozone profiles where STD < 10% \(dark without errors\)](#)

[5.5. Plot ozone profiles where STD < 5% \(dark without errors\)](#)

[5.6 Plot NO2 profiles for all STD \(dark without errors\)](#)

[5.7 Plot NO3 profiles for all STD \(dark without errors\)](#)

[5.8 Plot H2O profiles \(only for occultations of stars 1,2,3,4,13,14,16,26,63 dark without errors\) for all STD](#)

[6. Auxiliary Data Files used for the production reported in section 2](#)

This report presents the daily analysis on parameters extracted from GOMOS level 2 data (GOM_NL__2P). It is intended to monitor some important parameters that will impact the quality of these products. A list of level 2 products (and content) that have arrived during the reporting day to the PCF is also given.

Item	Value
Time of report generation	18APR2013 11:24:10
Data source version	GOMOS/6.01
Start time of products	04-10-2005 (04OCT2005 00:00:00)
Stop time of products	05-10-2005 (05OCT2005 00:00:00)
Store outputs in DB	Yes
Nb of level 2 prods	255
Nb of prods with errors	0

2. Summary of processed GOM_NL__2P products.

Nr	Filename	UTC Start time	Limb	Duration	Star Id	Star Name	Star Mag	Star Temp	Nb Meas	Orbit	Prod. error
1	GOM_NL__2PRFIN20051004_000512_000000372041_00202_18793_7300.N1	04-OCT-2005 00:05:12	Bright	36.500	36	50Alp UMa	1.8000	6300.0	73	18793	No
2	GOM_NL__2PRFIN20051004_000643_000000352041_00202_18793_7301.N1	04-OCT-2005 00:06:43	Bright	35.000	82	48Bet UMa	2.3650	10600.	70	18793	No
3	GOM_NL__2PRFIN20051004_000958_000000332041_00202_18793_7302.N1	04-OCT-2005 00:09:58	Bright	33.000	174	52Psi UMa	3.0040	4400.0	66	18793	No
4	GOM_NL__2PRFIN20051004_001721_000000352041_00202_18793_7303.N1	04-OCT-2005 00:17:21	Bright	34.500	51	41Gam1Leo	2.0100	4500.0	69	18793	No
5	GOM_NL__2PRFIN20051004_001944_000000352041_00202_18793_7304.N1	04-OCT-2005 00:19:44	Bright	35.000	22	32Alp Leo	1.3600	15200.	70	18793	No
6	GOM_NL__2PRFIN20051004_003602_000000462041_00202_18793_7305.N1	04-OCT-2005 00:36:02	Dark	45.500	65	Lam Vel	2.2040	4400.0	91	18793	No
7	GOM_NL__2PRFIN20051004_003918_000000392041_00202_18793_7306.N1	04-OCT-2005 00:39:18	Dark	39.000	46	Del Vel	1.9540	10600.	78	18793	No
8	GOM_NL__2PRFIN20051004_004053_000000492041_00203_18794_7289.N1	04-OCT-2005 00:40:53	Dark	49.000	41	Eps Car	1.8600	4100.0	98	18794	No
9	GOM_NL__2PRFIN20051004_004224_000000472041_00203_18794_7290.N1	04-OCT-2005 00:42:24	Dark	47.000	29	Bet Car	1.6720	10200.	94	18794	No
10	GOM_NL__2PRFIN20051004_005307_000000402041_00203_18794_7291.N1	04-OCT-2005 00:53:07	Dark	39.500	143	Alp Hyi	2.8570	7200.0	79	18794	No
11	GOM_NL__2PRFIN20051004_005434_000000462041_00203_18794_7292.N1	04-OCT-2005 00:54:34	Dark	46.000	9	Alp Eri	0.45300	24000.	92	18794	No
12	GOM_NL__2PRFIN20051004_005951_000000432041_00203_18794_7293.N1	04-OCT-2005 00:59:51	Straylight	42.500	84	Alp Phe	2.3970	4500.0	85	18794	No
13	GOM_NL__2PRFIN20051004_010426_000000392041_00203_18794_7294.N1	04-OCT-2005 01:04:26	Straylight	39.000	18	24Alp PsA	1.1660	9700.0	78	18794	No
14	GOM_NL__2PRFIN20051004_011649_000000372041_00203_18794_7295.N1	04-OCT-2005 01:16:49	Bright	36.500	90	54Alp Peg	2.4870	11000.	73	18794	No
15	GOM_NL__2PRFIN20051004_012025_000000362041_00203_18794_7296.N1	04-OCT-2005 01:20:25	Bright	36.000	93	53Bet Peg	2.5200	3100.0	72	18794	No
16	GOM_NL__2PRFIN20051004_013047_000000362041_00203_18794_7297.N1	04-OCT-2005 01:30:47	Bright	35.500	89	5Alp Cep	2.4510	8000.0	71	18794	No
17	GOM_NL__2PRFIN20051004_013746_000000342041_00203_18794_7298.N1	04-OCT-2005 01:37:46	Bright	33.500	49	1Alp UMi	1.9900	6300.0	67	18794	No
18	GOM_NL__2PRFIN20051004_014002_000000362041_00203_18794_7299.N1	04-OCT-2005 01:40:02	Bright	35.500	60	7Bet UMi	2.0810	3950.0	71	18794	No
19	GOM_NL__2PRFIN20051004_014548_000000372041_00203_18794_7300.N1	04-OCT-2005 01:45:48	Bright	36.500	36	50Alp UMa	1.8000	6300.0	73	18794	No
20	GOM_NL__2PRFIN20051004_014719_000000522041_00203_18794_7301.N1	04-OCT-2005 01:47:19	Bright	52.000	82	48Bet UMa	2.3650	10600.	104	18794	No
21	GOM_NL__2PRFIN20051004_015034_000000352041_00203_18794_7302.N1	04-OCT-2005 01:50:34	Bright	34.500	174	52Psi UMa	3.0040	4400.0	69	18794	No
22	GOM_NL__2PRFIN20051004_015757_000000342041_00203_18794_7303.N1	04-OCT-2005 01:57:57	Bright	34.000	51	41Gam1Leo	2.0100	4500.0	68	18794	No
23	GOM_NL__2PRFIN20051004_020020_000000342041_00203_18794_7304.N1	04-OCT-2005 02:00:20	Bright	33.500	22	32Alp Leo	1.3600	15200.	67	18794	No
24	GOM_NL__2PRFIN20051004_021638_000000422041_00203_18794_7305.N1	04-OCT-2005 02:16:38	Dark	41.500	65	Lam Vel	2.2040	4400.0	83	18794	No
25	GOM_NL__2PRFIN20051004_021954_000000392041_00203_18794_7306.N1	04-OCT-2005 02:19:54	Dark	39.000	46	Del Vel	1.9540	10600.	78	18794	No
26	GOM_NL__2PRFIN20051004_022130_000000412041_00204_18795_7289.N1	04-OCT-2005 02:21:30	Dark	41.000	41	Eps Car	1.8600	4100.0	82	18795	No
27	GOM_NL__2PRFIN20051004_022301_000000372041_00204_18795_7290.N1	04-OCT-2005 02:23:01	Dark	37.000	29	Bet Car	1.6720	10200.	74	18795	No
28	GOM_NL__2PRFIN20051004_023343_000000402041_00204_18795_7291.N1	04-OCT-2005 02:33:43	Dark	40.000	143	Alp Hyi	2.8570	7200.0	80	18795	No
29	GOM_NL__2PRFIN20051004_023511_000000432041_00204_18795_7292.N1	04-OCT-2005 02:35:11	Dark	42.500	9	Alp Eri	0.45300	24000.	85	18795	No
30	GOM_NL__2PRFIN20051004_024028_000000402041_00204_18795_7293.N1	04-OCT-2005 02:40:28	Straylight	39.500	84	Alp Phe	2.3970	4500.0	79	18795	No
31	GOM_NL__2PRFIN20051004_024502_000000442041_00204_18795_7294.N1	04-OCT-2005 02:45:02	Straylight	43.500	18	24Alp PsA	1.1660	9700.0	87	18795	No
32	GOM_NL__2PRFIN20051004_025725_000000372041_00204_18795_7295.N1	04-OCT-2005 02:57:25	Bright	37.000	90	54Alp Peg	2.4870	11000.	74	18795	No
33	GOM_NL__2PRFIN20051004_030101_000000392041_00204_18795_7296.N1	04-OCT-2005 03:01:01	Bright	38.500	93	53Bet Peg	2.5200	3100.0	77	18795	No
34	GOM_NL__2PRFIN20051004_031124_000000352041_00204_18795_7297.N1	04-OCT-2005 03:11:24	Bright	35.000	89	5Alp Cep	2.4510	8000.0	70	18795	No
35	GOM_NL__2PRFIN20051004_031822_000000342041_00204_18795_7298.N1	04-OCT-2005 03:18:22	Bright	33.500	49	1Alp UMi	1.9900	6300.0	67	18795	No
36	GOM_NL__2PRFIN20051004_032038_000000352041_00204_18795_7299.N1	04-OCT-2005 03:20:38	Bright	35.000	60	7Bet UMi	2.0810	3950.0	70	18795	No
37	GOM_NL__2PRFIN20051004_032624_000000362041_00204_18795_7300.N1	04-OCT-2005 03:26:24	Bright	35.500	36	50Alp UMa	1.8000	6300.0	71	18795	No
38	GOM_NL__2PRFIN20051004_032755_000000352041_00204_18795_7301.N1	04-OCT-2005 03:27:55	Bright	34.500	82	48Bet UMa	2.3650	10600.	69	18795	No
39	GOM_NL__2PRFIN20051004_033110_000000522041_00204_18795_7302.N1	04-OCT-2005 03:31:10	Bright	52.000	174	52Psi UMa	3.0040	4400.0	104	18795	No
40	GOM_NL__2PRFIN20051004_033834_000000342041_00204_18795_7303.N1	04-OCT-2005 03:38:34	Bright	34.000	51	41Gam1Leo	2.0100	4500.0	68	18795	No
41	GOM_NL__2PRFIN20051004_034056_000000352041_00204_18795_7304.N1	04-OCT-2005 03:40:56	Bright	34.500	22	32Alp Leo	1.3600	15200.	69	18795	No
42	GOM_NL__2PRFIN20051004_035714_000000462041_00204_18795_7305.N1	04-OCT-2005 03:57:14	Dark	46.000	65	Lam Vel	2.2040	4400.0	92	18795	No

43	GOM_NL__2PRFIN20051004_040031_000000412041_00204_18795_7306.N1	04-OCT-2005 04:00:31	Dark	40.500	46	Del Vel	1.9540	10600.	81	18795	No
44	GOM_NL__2PRFIN20051004_040206_000000412041_00205_18796_7289.N1	04-OCT-2005 04:02:06	Dark	40.500	41	Eps Car	1.8600	4100.0	81	18796	No
45	GOM_NL__2PRFIN20051004_040337_000000392041_00205_18796_7290.N1	04-OCT-2005 04:03:37	Dark	39.000	29	Bet Car	1.6720	10200.	78	18796	No
46	GOM_NL__2PRFIN20051004_041419_000000382041_00205_18796_7291.N1	04-OCT-2005 04:14:19	Dark	37.500	143	Alp Hyi	2.8570	7200.0	75	18796	No
47	GOM_NL__2PRFIN20051004_041547_000000492041_00205_18796_7292.N1	04-OCT-2005 04:15:47	Dark	48.500	9	Alp Eri	0.45300	24000.	97	18796	No
48	GOM_NL__2PRFIN20051004_042104_000000402041_00205_18796_7293.N1	04-OCT-2005 04:21:04	Straylight	40.000	84	Alp Phe	2.3970	4500.0	80	18796	No
49	GOM_NL__2PRFIN20051004_042539_000000432041_00205_18796_7294.N1	04-OCT-2005 04:25:39	Straylight	43.000	18	24Alp PsA	1.1660	9700.0	86	18796	No
50	GOM_NL__2PRFIN20051004_043801_000000372041_00205_18796_7295.N1	04-OCT-2005 04:38:01	Bright	36.500	90	54Alp Peg	2.4870	11000.	73	18796	No
51	GOM_NL__2PRFIN20051004_044138_000000362041_00205_18796_7296.N1	04-OCT-2005 04:41:38	Bright	35.500	93	53Bet Peg	2.5200	3100.0	71	18796	No
52	GOM_NL__2PRFIN20051004_045200_000000362041_00205_18796_7297.N1	04-OCT-2005 04:52:00	Bright	35.500	89	5Alp Cep	2.4510	8000.0	71	18796	No
53	GOM_NL__2PRFIN20051004_045858_000000342041_00205_18796_7298.N1	04-OCT-2005 04:58:58	Bright	33.500	49	1Alp UMi	1.9900	6300.0	67	18796	No
54	GOM_NL__2PRFIN20051004_050114_000000362041_00205_18796_7299.N1	04-OCT-2005 05:01:14	Bright	35.500	60	7Bet UMi	2.0810	3950.0	71	18796	No
55	GOM_NL__2PRFIN20051004_050700_000000352041_00205_18796_7300.N1	04-OCT-2005 05:07:00	Bright	34.500	36	50Alp UMa	1.8000	6300.0	69	18796	No
56	GOM_NL__2PRFIN20051004_050831_000000352041_00205_18796_7301.N1	04-OCT-2005 05:08:31	Bright	34.500	82	48Bet UMa	2.3650	10600.	69	18796	No
57	GOM_NL__2PRFIN20051004_051146_000000342041_00205_18796_7302.N1	04-OCT-2005 05:11:46	Bright	33.500	174	52Psi UMa	3.0040	4400.0	67	18796	No
58	GOM_NL__2PRFIN20051004_051910_000000342041_00205_18796_7303.N1	04-OCT-2005 05:19:10	Bright	33.500	51	41Gam1Leo	2.0100	4500.0	67	18796	No
59	GOM_NL__2PRFIN20051004_052133_000000342041_00205_18796_7304.N1	04-OCT-2005 05:21:33	Bright	34.000	22	32Alp Leo	1.3600	15200.	68	18796	No
60	GOM_NL__2PRFIN20051004_053751_000000422041_00205_18796_7305.N1	04-OCT-2005 05:37:51	Dark	42.000	65	Lam Vel	2.2040	4400.0	84	18796	No
61	GOM_NL__2PRFIN20051004_054107_000000392041_00205_18796_7306.N1	04-OCT-2005 05:41:07	Dark	39.000	46	Del Vel	1.9540	10600.	78	18796	No
62	GOM_NL__2PRFIN20051004_054243_000000422041_00206_18797_7289.N1	04-OCT-2005 05:42:43	Dark	42.000	41	Eps Car	1.8600	4100.0	84	18797	No
63	GOM_NL__2PRFIN20051004_054413_000000362041_00206_18797_7290.N1	04-OCT-2005 05:44:13	Dark	36.000	29	Bet Car	1.6720	10200.	72	18797	No
64	GOM_NL__2PRFIN20051004_055456_000000392041_00206_18797_7291.N1	04-OCT-2005 05:54:56	Dark	38.500	143	Alp Hyi	2.8570	7200.0	77	18797	No
65	GOM_NL__2PRFIN20051004_055623_000000402041_00206_18797_7292.N1	04-OCT-2005 05:56:23	Dark	39.500	9	Alp Eri	0.45300	24000.	79	18797	No
66	GOM_NL__2PRFIN20051004_060140_000000422041_00206_18797_7293.N1	04-OCT-2005 06:01:40	Straylight	42.000	84	Alp Phe	2.3970	4500.0	84	18797	No
67	GOM_NL__2PRFIN20051004_060615_000000422041_00206_18797_7294.N1	04-OCT-2005 06:06:15	Straylight	42.000	18	24Alp PsA	1.1660	9700.0	84	18797	No
68	GOM_NL__2PRFIN20051004_061837_000000372041_00206_18797_7295.N1	04-OCT-2005 06:18:37	Bright	36.500	90	54Alp Peg	2.4870	11000.	73	18797	No
69	GOM_NL__2PRFIN20051004_062214_000000372041_00206_18797_7296.N1	04-OCT-2005 06:22:14	Bright	37.000	93	53Bet Peg	2.5200	3100.0	74	18797	No
70	GOM_NL__2PRFIN20051004_063236_000000362041_00206_18797_7297.N1	04-OCT-2005 06:32:36	Bright	35.500	89	5Alp Cep	2.4510	8000.0	71	18797	No
71	GOM_NL__2PRFIN20051004_063934_000000382041_00206_18797_7298.N1	04-OCT-2005 06:39:34	Bright	37.500	49	1Alp UMi	1.9900	6300.0	75	18797	No
72	GOM_NL__2PRFIN20051004_064151_000000382041_00206_18797_7299.N1	04-OCT-2005 06:41:51	Bright	38.000	60	7Bet UMi	2.0810	3950.0	76	18797	No
73	GOM_NL__2PRFIN20051004_064736_000000372041_00206_18797_7300.N1	04-OCT-2005 06:47:36	Bright	36.500	36	50Alp UMa	1.8000	6300.0	73	18797	No
74	GOM_NL__2PRFIN20051004_064907_000000332041_00206_18797_7301.N1	04-OCT-2005 06:49:07	Bright	33.000	82	48Bet UMa	2.3650	10600.	66	18797	No
75	GOM_NL__2PRFIN20051004_065222_000000352041_00206_18797_7302.N1	04-OCT-2005 06:52:22	Bright	34.500	174	52Psi UMa	3.0040	4400.0	69	18797	No
76	GOM_NL__2PRFIN20051004_065946_000000332041_00206_18797_7303.N1	04-OCT-2005 06:59:46	Bright	32.500	51	41Gam1Leo	2.0100	4500.0	65	18797	No
77	GOM_NL__2PRFIN20051004_070209_000000322041_00206_18797_7304.N1	04-OCT-2005 07:02:09	Bright	31.500	22	32Alp Leo	1.3600	15200.	63	18797	No
78	GOM_NL__2PRFIN20051004_071827_000000432041_00206_18797_7305.N1	04-OCT-2005 07:18:27	Dark	42.500	65	Lam Vel	2.2040	4400.0	85	18797	No
79	GOM_NL__2PRFIN20051004_072144_000000412041_00206_18797_7306.N1	04-OCT-2005 07:21:44	Dark	40.500	46	Del Vel	1.9540	10600.	81	18797	No
80	GOM_NL__2PRFIN20051004_072319_000000462041_00207_18798_7289.N1	04-OCT-2005 07:23:19	Dark	45.500	41	Eps Car	1.8600	4100.0	91	18798	No
81	GOM_NL__2PRFIN20051004_072449_000000372041_00207_18798_7290.N1	04-OCT-2005 07:24:49	Dark	37.000	29	Bet Car	1.6720	10200.	74	18798	No
82	GOM_NL__2PRFIN20051004_073532_000000392041_00207_18798_7291.N1	04-OCT-2005 07:35:32	Dark	38.500	143	Alp Hyi	2.8570	7200.0	77	18798	No
83	GOM_NL__2PRFIN20051004_073700_000000522041_00207_18798_7292.N1	04-OCT-2005 07:37:00	Dark	52.000	9	Alp Eri	0.45300	24000.	104	18798	No
84	GOM_NL__2PRFIN20051004_074216_000000432041_00207_18798_7293.N1	04-OCT-2005 07:42:16	Straylight	42.500	84	Alp Phe	2.3970	4500.0	85	18798	No
85	GOM_NL__2PRFIN20051004_074651_000000392041_00207_18798_7294.N1	04-OCT-2005 07:46:51	Straylight	39.000	18	24Alp PsA	1.1660	9700.0	78	18798	No
86	GOM_NL__2PRFIN20051004_075913_000000352041_00207_18798_7295.N1	04-OCT-2005 07:59:13	Bright	35.000	90	54Alp Peg	2.4870	11000.	70	18798	No
87	GOM_NL__2PRFIN20051004_080250_000000362041_00207_18798_7296.N1	04-OCT-2005 08:02:50	Bright	36.000	93	53Bet Peg	2.5200	3100.0	72	18798	No
88	GOM_NL__2PRFIN20051004_081312_000000342041_00207_18798_7297.N1	04-OCT-2005 08:13:12	Bright	34.000	89	5Alp Cep	2.4510	8000.0	68	18798	No
89	GOM_NL__2PRFIN20051004_082010_000000332041_00207_18798_7298.N1	04-OCT-2005 08:20:10	Bright	32.500	49	1Alp UMi	1.9900	6300.0	65	18798	No
90	GOM_NL__2PRFIN20051004_082227_000000372041_00207_18798_7299.N1	04-OCT-2005 08:22:27	Bright	36.500	60	7Bet UMi	2.0810	3950.0	73	18798	No
91	GOM_NL__2PRFIN20051004_082812_000000372041_00207_18798_7300.N1	04-OCT-2005 08:28:12	Bright	36.500	36	50Alp UMa	1.8000	6300.0	73	18798	No
92	GOM_NL__2PRFIN20051004_082943_000000362041_00207_18798_7301.N1	04-OCT-2005 08:29:43	Bright	35.500	82	48Bet UMa	2.3650	10600.	71	18798	No
93	GOM_NL__2PRFIN20051004_083258_000000352041_00207_18798_7302.N1	04-OCT-2005 08:32:58	Bright	35.000	174	52Psi UMa	3.0040	4400.0	70	18798	No
94	GOM_NL__2PRFIN20051004_084022_000000312041_00207_18798_7303.N1	04-OCT-2005 08:40:22	Bright	31.000	51	41Gam1Leo	2.0100	4500.0	62	18798	No
95	GOM_NL__2PRFIN20051004_084245_000000312041_00207_18798_7304.N1	04-OCT-2005 08:42:45	Bright	31.000	22	32Alp Leo	1.3600	15200.	62	18798	No
96	GOM_NL__2PRFIN20051004_085904_000000502041_00207_18798_7305.N1	04-OCT-2005 08:59:04	Dark	49.500	65	Lam Vel	2.2040	4400.0	99	18798	No
97	GOM_NL__2PRFIN20051004_090220_000000382041_00207_18798_7306.N1	04-OCT-2005 09:02:20	Dark	37.500	46	Del Vel	1.9540	10600.	75	18798	No
98	GOM_NL__2PRFIN20051004_090355_000000462041_00208_18799_7309.N1	04-OCT-2005 09:03:55	Dark	46.000	41	Eps Car	1.8600	4100.0	92	18799	No
99	GOM_NL__2PRFIN20051004_090525_000000372041_00208_18799_7310.N1	04-OCT-2005 09:05:25	Dark	36.500	29	Bet Car	1.6720	10200.	73	18799	No
100	GOM_NL__2PRFIN20051004_091608_000000382041_00208_18799_7311.N1	04-OCT-2005 09:16:08	Dark	37.500	143	Alp Hyi	2.8570	7200.0	75	18799	No
101	GOM_NL__2PRFIN20051004_091736_000000442041_00208_18799_7312.N1	04-OCT-2005 09:17:36	Dark	43.500	9	Alp Eri	0.45300	24000.	87	18799	No

102	GOM_NL__2PRFIN20051004_092253_000000452041_00208_18799_7313.N1	04-OCT-2005 09:22:53	Straylight	44.500	84	Alp Phe	2.3970	4500.0	89	18799	No
103	GOM_NL__2PRFIN20051004_092727_000000422041_00208_18799_7314.N1	04-OCT-2005 09:27:27	Straylight	42.000	18	24Alp PsA	1.1660	9700.0	84	18799	No
104	GOM_NL__2PRFIN20051004_093949_000000362041_00208_18799_7315.N1	04-OCT-2005 09:39:49	Bright	35.500	90	54Alp Peg	2.4870	11000.	71	18799	No
105	GOM_NL__2PRFIN20051004_094326_000000372041_00208_18799_7316.N1	04-OCT-2005 09:43:26	Bright	37.000	93	53Bet Peg	2.5200	3100.0	74	18799	No
106	GOM_NL__2PRFIN20051004_095348_000000362041_00208_18799_7317.N1	04-OCT-2005 09:53:48	Bright	36.000	89	5Alp Cep	2.4510	8000.0	72	18799	No
107	GOM_NL__2PRFIN20051004_100046_000000362041_00208_18799_7318.N1	04-OCT-2005 10:00:46	Bright	36.000	49	1Alp UMi	1.9900	6300.0	72	18799	No
108	GOM_NL__2PRFIN20051004_100303_000000362041_00208_18799_7319.N1	04-OCT-2005 10:03:03	Bright	36.000	60	7Bet UMi	2.0810	3950.0	72	18799	No
109	GOM_NL__2PRFIN20051004_100848_000000382041_00208_18799_7320.N1	04-OCT-2005 10:08:48	Bright	37.500	36	50Alp UMa	1.8000	6300.0	75	18799	No
110	GOM_NL__2PRFIN20051004_101019_000000362041_00208_18799_7321.N1	04-OCT-2005 10:10:19	Bright	36.000	82	48Bet UMa	2.3650	10600.	72	18799	No
111	GOM_NL__2PRFIN20051004_101334_000000342041_00208_18799_7322.N1	04-OCT-2005 10:13:34	Bright	33.500	174	52Psi UMa	3.0040	4400.0	67	18799	No
112	GOM_NL__2PRFIN20051004_102058_000000312041_00208_18799_7323.N1	04-OCT-2005 10:20:58	Bright	30.500	51	41Gam1Leo	2.0100	4500.0	61	18799	No
113	GOM_NL__2PRFIN20051004_102321_000000352041_00208_18799_7324.N1	04-OCT-2005 10:23:21	Bright	34.500	22	32Alp Leo	1.3600	15200.	69	18799	No
114	GOM_NL__2PRFIN20051004_103940_000000442041_00208_18799_7325.N1	04-OCT-2005 10:39:40	Dark	43.500	65	Lam Vel	2.2040	4400.0	87	18799	No
115	GOM_NL__2PRFIN20051004_104256_000000382041_00208_18799_7326.N1	04-OCT-2005 10:42:56	Dark	38.000	46	Del Vel	1.9540	10600.	76	18799	No
116	GOM_NL__2PRFIN20051004_104432_000000392041_00209_18800_7309.N1	04-OCT-2005 10:44:32	Dark	39.000	41	Eps Car	1.8600	4100.0	78	18800	No
117	GOM_NL__2PRFIN20051004_104601_000000372041_00209_18800_7310.N1	04-OCT-2005 10:46:01	Dark	37.000	29	Bet Car	1.6720	10200.	74	18800	No
118	GOM_NL__2PRFIN20051004_105645_000000382041_00209_18800_7311.N1	04-OCT-2005 10:56:45	Dark	37.500	143	Alp Hyi	2.8570	7200.0	75	18800	No
119	GOM_NL__2PRFIN20051004_105812_000000412041_00209_18800_7312.N1	04-OCT-2005 10:58:12	Dark	40.500	9	Alp Eri	0.45300	24000.	81	18800	No
120	GOM_NL__2PRFIN20051004_110329_000000382041_00209_18800_7313.N1	04-OCT-2005 11:03:29	Straylight	38.000	84	Alp Phe	2.3970	4500.0	76	18800	No
121	GOM_NL__2PRFIN20051004_110803_000000442041_00209_18800_7314.N1	04-OCT-2005 11:08:03	Straylight	43.500	18	24Alp PsA	1.1660	9700.0	87	18800	No
122	GOM_NL__2PRFIN20051004_112025_000000362041_00209_18800_7315.N1	04-OCT-2005 11:20:25	Bright	35.500	90	54Alp Peg	2.4870	11000.	71	18800	No
123	GOM_NL__2PRFIN20051004_112401_000000352041_00209_18800_7316.N1	04-OCT-2005 11:24:01	Bright	34.500	93	53Bet Peg	2.5200	3100.0	69	18800	No
124	GOM_NL__2PRFIN20051004_113425_000000362041_00209_18800_7317.N1	04-OCT-2005 11:34:25	Bright	35.500	89	5Alp Cep	2.4510	8000.0	71	18800	No
125	GOM_NL__2PRFIN20051004_114122_000000372041_00209_18800_7318.N1	04-OCT-2005 11:41:22	Bright	36.500	49	1Alp UMi	1.9900	6300.0	73	18800	No
126	GOM_NL__2PRFIN20051004_114339_000000372041_00209_18800_7319.N1	04-OCT-2005 11:43:39	Bright	36.500	60	7Bet UMi	2.0810	3950.0	73	18800	No
127	GOM_NL__2PRFIN20051004_114924_000000372041_00209_18800_7320.N1	04-OCT-2005 11:49:24	Bright	36.500	36	50Alp UMa	1.8000	6300.0	73	18800	No
128	GOM_NL__2PRFIN20051004_115055_000000342041_00209_18800_7321.N1	04-OCT-2005 11:50:55	Bright	34.000	82	48Bet UMa	2.3650	10600.	68	18800	No
129	GOM_NL__2PRFIN20051004_115410_000000332041_00209_18800_7322.N1	04-OCT-2005 11:54:10	Bright	33.000	174	52Psi UMa	3.0040	4400.0	66	18800	No
130	GOM_NL__2PRFIN20051004_120134_000000342041_00209_18800_7323.N1	04-OCT-2005 12:01:34	Bright	33.500	51	41Gam1Leo	2.0100	4500.0	67	18800	No
131	GOM_NL__2PRFIN20051004_120357_000000352041_00209_18800_7324.N1	04-OCT-2005 12:03:57	Bright	35.000	22	32Alp Leo	1.3600	15200.	70	18800	No
132	GOM_NL__2PRFIN20051004_122016_000000492041_00209_18800_7325.N1	04-OCT-2005 12:20:16	Dark	48.500	65	Lam Vel	2.2040	4400.0	97	18800	No
133	GOM_NL__2PRFIN20051004_122332_000000392041_00209_18800_7326.N1	04-OCT-2005 12:23:32	Dark	38.500	46	Del Vel	1.9540	10600.	77	18800	No
134	GOM_NL__2PRFIN20051004_122637_000000402041_00210_18801_7309.N1	04-OCT-2005 12:26:37	Dark	39.500	29	Bet Car	1.6720	10200.	79	18801	No
135	GOM_NL__2PRFIN20051004_123721_000000382041_00210_18801_7310.N1	04-OCT-2005 12:37:21	Dark	38.000	143	Alp Hyi	2.8570	7200.0	76	18801	No
136	GOM_NL__2PRFIN20051004_123848_000000502041_00210_18801_7311.N1	04-OCT-2005 12:38:48	Dark	50.000	9	Alp Eri	0.45300	24000.	100	18801	No
137	GOM_NL__2PRFIN20051004_124405_000000442041_00210_18801_7312.N1	04-OCT-2005 12:44:05	Straylight	44.000	84	Alp Phe	2.3970	4500.0	88	18801	No
138	GOM_NL__2PRFIN20051004_124839_000000452041_00210_18801_7313.N1	04-OCT-2005 12:48:39	Straylight	45.000	18	24Alp PsA	1.1660	9700.0	90	18801	No
139	GOM_NL__2PRFIN20051004_130101_000000362041_00210_18801_7314.N1	04-OCT-2005 13:01:01	Bright	36.000	90	54Alp Peg	2.4870	11000.	72	18801	No
140	GOM_NL__2PRFIN20051004_130437_000000372041_00210_18801_7315.N1	04-OCT-2005 13:04:37	Bright	37.000	93	53Bet Peg	2.5200	3100.0	74	18801	No
141	GOM_NL__2PRFIN20051004_131501_000000342041_00210_18801_7316.N1	04-OCT-2005 13:15:01	Bright	34.000	89	5Alp Cep	2.4510	8000.0	68	18801	No
142	GOM_NL__2PRFIN20051004_132158_000000362041_00210_18801_7317.N1	04-OCT-2005 13:21:58	Bright	35.500	49	1Alp UMi	1.9900	6300.0	71	18801	No
143	GOM_NL__2PRFIN20051004_132415_000000352041_00210_18801_7318.N1	04-OCT-2005 13:24:15	Bright	34.500	60	7Bet UMi	2.0810	3950.0	69	18801	No
144	GOM_NL__2PRFIN20051004_133000_000000332041_00210_18801_7319.N1	04-OCT-2005 13:30:00	Bright	32.500	36	50Alp UMa	1.8000	6300.0	65	18801	No
145	GOM_NL__2PRFIN20051004_133131_000000342041_00210_18801_7320.N1	04-OCT-2005 13:31:31	Bright	34.000	82	48Bet UMa	2.3650	10600.	68	18801	No
146	GOM_NL__2PRFIN20051004_133446_000000342041_00210_18801_7321.N1	04-OCT-2005 13:34:46	Bright	34.000	174	52Psi UMa	3.0040	4400.0	68	18801	No
147	GOM_NL__2PRFIN20051004_134210_000000352041_00210_18801_7322.N1	04-OCT-2005 13:42:10	Bright	34.500	51	41Gam1Leo	2.0100	4500.0	69	18801	No
148	GOM_NL__2PRFIN20051004_134433_000000352041_00210_18801_7323.N1	04-OCT-2005 13:44:33	Bright	34.500	22	32Alp Leo	1.3600	15200.	69	18801	No
149	GOM_NL__2PRFIN20051004_140053_000000452041_00210_18801_7324.N1	04-OCT-2005 14:00:53	Dark	44.500	65	Lam Vel	2.2040	4400.0	89	18801	No
150	GOM_NL__2PRFIN20051004_140409_000000442041_00210_18801_7325.N1	04-OCT-2005 14:04:09	Dark	43.500	46	Del Vel	1.9540	10600.	87	18801	No
151	GOM_NL__2PRFIN20051004_140713_000000382041_00211_18802_7309.N1	04-OCT-2005 14:07:13	Dark	38.000	29	Bet Car	1.6720	10200.	76	18802	No
152	GOM_NL__2PRFIN20051004_141757_000000382041_00211_18802_7310.N1	04-OCT-2005 14:17:57	Dark	38.000	143	Alp Hyi	2.8570	7200.0	76	18802	No
153	GOM_NL__2PRFIN20051004_141925_000000472041_00211_18802_7311.N1	04-OCT-2005 14:19:25	Dark	46.500	9	Alp Eri	0.45300	24000.	93	18802	No
154	GOM_NL__2PRFIN20051004_142441_000000412041_00211_18802_7312.N1	04-OCT-2005 14:24:41	Straylight	41.000	84	Alp Phe	2.3970	4500.0	82	18802	No
155	GOM_NL__2PRFIN20051004_142915_000000422041_00211_18802_7313.N1	04-OCT-2005 14:29:15	Straylight	41.500	18	24Alp PsA	1.1660	9700.0	83	18802	No
156	GOM_NL__2PRFIN20051004_144137_000000362041_00211_18802_7314.N1	04-OCT-2005 14:41:37	Bright	36.000	90	54Alp Peg	2.4870	11000.	72	18802	No
157	GOM_NL__2PRFIN20051004_144513_000000372041_00211_18802_7315.N1	04-OCT-2005 14:45:13	Bright	36.500	93	53Bet Peg	2.5200	3100.0	73	18802	No
158	GOM_NL__2PRFIN20051004_145537_000000332041_00211_18802_7316.N1	04-OCT-2005 14:55:37	Bright	33.000	89	5Alp Cep	2.4510	8000.0	66	18802	No
159	GOM_NL__2PRFIN20051004_150234_000000342041_00211_18802_7317.N1	04-OCT-2005 15:02:34	Bright	34.000	49	1Alp UMi	1.9900	6300.0	68	18802	No
160	GOM_NL__2PRFIN20051004_150452_000000362041_00211_18802_7318.N1	04-OCT-2005 15:04:52	Bright	36.000	60	7Bet UMi	2.0810	3950.0	72	18802	No

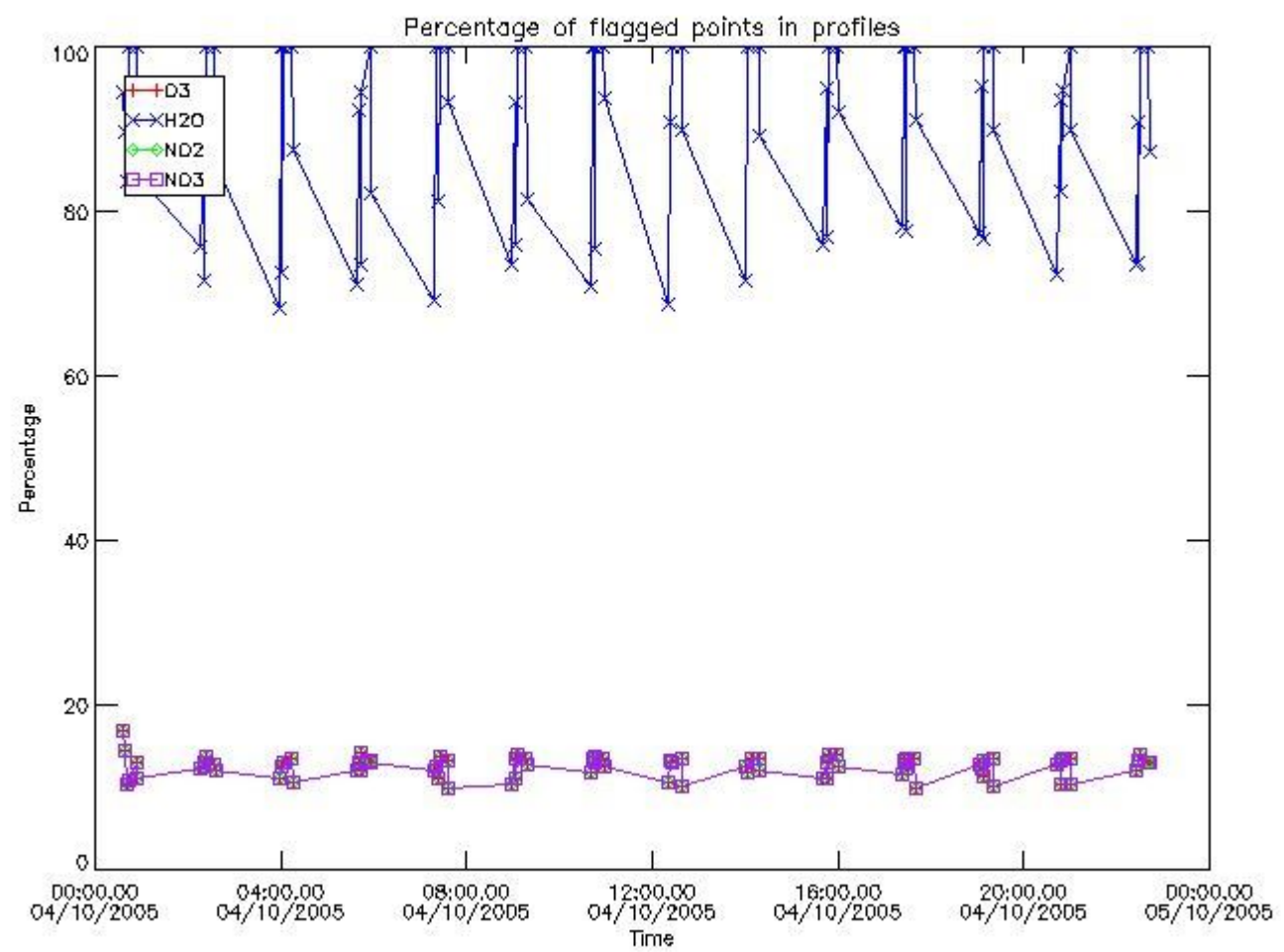
161	GOM_NL__2PRFIN20051004_151036_000000352041_00211_18802_7319.N1	04-OCT-2005 15:10:36	Bright	34.500	36	50Alp UMa	1.8000	6300.0	69	18802	No
162	GOM_NL__2PRFIN20051004_151207_000000342041_00211_18802_7320.N1	04-OCT-2005 15:12:07	Bright	33.500	82	48Bet UMa	2.3650	10600.	67	18802	No
163	GOM_NL__2PRFIN20051004_151523_000000332041_00211_18802_7321.N1	04-OCT-2005 15:15:23	Bright	33.000	174	52Psi UMa	3.0040	4400.0	66	18802	No
164	GOM_NL__2PRFIN20051004_152247_000000352041_00211_18802_7322.N1	04-OCT-2005 15:22:47	Bright	34.500	51	41Gam1Leo	2.0100	4500.0	69	18802	No
165	GOM_NL__2PRFIN20051004_152510_000000372041_00211_18802_7323.N1	04-OCT-2005 15:25:10	Bright	36.500	22	32Alp Leo	1.3600	15200.	73	18802	No
166	GOM_NL__2PRFIN20051004_154129_000000462041_00211_18802_7324.N1	04-OCT-2005 15:41:29	Dark	46.000	65	Lam Vel	2.2040	4400.0	92	18802	No
167	GOM_NL__2PRFIN20051004_154445_000000402041_00211_18802_7325.N1	04-OCT-2005 15:44:45	Dark	39.500	46	Del Vel	1.9540	10600.	79	18802	No
168	GOM_NL__2PRFIN20051004_154620_000000462041_00212_18803_7309.N1	04-OCT-2005 15:46:20	Dark	46.000	41	Eps Car	1.8600	4100.0	92	18803	No
169	GOM_NL__2PRFIN20051004_154750_000000372041_00212_18803_7310.N1	04-OCT-2005 15:47:50	Dark	36.500	29	Bet Car	1.6720	10200.	73	18803	No
170	GOM_NL__2PRFIN20051004_155833_000000372041_00212_18803_7311.N1	04-OCT-2005 15:58:33	Dark	36.500	143	Alp Hyi	2.8570	7200.0	73	18803	No
171	GOM_NL__2PRFIN20051004_160001_000000452041_00212_18803_7312.N1	04-OCT-2005 16:00:01	Dark	45.000	9	Alp Eri	0.45300	24000.	90	18803	No
172	GOM_NL__2PRFIN20051004_160517_000000442041_00212_18803_7313.N1	04-OCT-2005 16:05:17	Straylight	44.000	84	Alp Phe	2.3970	4500.0	88	18803	No
173	GOM_NL__2PRFIN20051004_160951_000000422041_00212_18803_7314.N1	04-OCT-2005 16:09:51	Straylight	41.500	18	24Alp PsA	1.1660	9700.0	83	18803	No
174	GOM_NL__2PRFIN20051004_162213_000000372041_00212_18803_7315.N1	04-OCT-2005 16:22:13	Bright	36.500	90	54Alp Peg	2.4870	11000.	73	18803	No
175	GOM_NL__2PRFIN20051004_162549_000000362041_00212_18803_7316.N1	04-OCT-2005 16:25:49	Bright	36.000	93	53Bet Peg	2.5200	3100.0	72	18803	No
176	GOM_NL__2PRFIN20051004_163613_000000342041_00212_18803_7317.N1	04-OCT-2005 16:36:13	Bright	33.500	89	5Alp Cep	2.4510	8000.0	67	18803	No
177	GOM_NL__2PRFIN20051004_164309_000000362041_00212_18803_7318.N1	04-OCT-2005 16:43:09	Bright	35.500	49	1Alp UMi	1.9900	6300.0	71	18803	No
178	GOM_NL__2PRFIN20051004_164528_000000372041_00212_18803_7319.N1	04-OCT-2005 16:45:28	Bright	36.500	60	7Bet UMi	2.0810	3950.0	73	18803	No
179	GOM_NL__2PRFIN20051004_165112_000000342041_00212_18803_7320.N1	04-OCT-2005 16:51:12	Bright	33.500	36	50Alp UMa	1.8000	6300.0	67	18803	No
180	GOM_NL__2PRFIN20051004_165243_000000342041_00212_18803_7321.N1	04-OCT-2005 16:52:43	Bright	33.500	82	48Bet UMa	2.3650	10600.	67	18803	No
181	GOM_NL__2PRFIN20051004_165559_000000392041_00212_18803_7322.N1	04-OCT-2005 16:55:59	Bright	38.500	174	52Psi UMa	3.0040	4400.0	77	18803	No
182	GOM_NL__2PRFIN20051004_170323_000000342041_00212_18803_7323.N1	04-OCT-2005 17:03:23	Bright	33.500	51	41Gam1Leo	2.0100	4500.0	67	18803	No
183	GOM_NL__2PRFIN20051004_170546_000000372041_00212_18803_7324.N1	04-OCT-2005 17:05:46	Bright	37.000	22	32Alp Leo	1.3600	15200.	74	18803	No
184	GOM_NL__2PRFIN20051004_172205_000000492041_00212_18803_7325.N1	04-OCT-2005 17:22:05	Dark	48.500	65	Lam Vel	2.2040	4400.0	97	18803	No
185	GOM_NL__2PRFIN20051004_172521_000000392041_00212_18803_7326.N1	04-OCT-2005 17:25:21	Dark	38.500	46	Del Vel	1.9540	10600.	77	18803	No
186	GOM_NL__2PRFIN20051004_172657_000000502041_00213_18804_7309.N1	04-OCT-2005 17:26:57	Dark	49.500	41	Eps Car	1.8600	4100.0	99	18804	No
187	GOM_NL__2PRFIN20051004_172826_000000382041_00213_18804_7310.N1	04-OCT-2005 17:28:26	Dark	37.500	29	Bet Car	1.6720	10200.	75	18804	No
188	GOM_NL__2PRFIN20051004_173910_000000382041_00213_18804_7311.N1	04-OCT-2005 17:39:10	Dark	37.500	143	Alp Hyi	2.8570	7200.0	75	18804	No
189	GOM_NL__2PRFIN20051004_174037_000000512041_00213_18804_7312.N1	04-OCT-2005 17:40:37	Dark	51.000	9	Alp Eri	0.45300	24000.	102	18804	No
190	GOM_NL__2PRFIN20051004_174554_000000442041_00213_18804_7313.N1	04-OCT-2005 17:45:54	Straylight	43.500	84	Alp Phe	2.3970	4500.0	87	18804	No
191	GOM_NL__2PRFIN20051004_175027_000000422041_00213_18804_7314.N1	04-OCT-2005 17:50:27	Straylight	41.500	18	24Alp PsA	1.1660	9700.0	83	18804	No
192	GOM_NL__2PRFIN20051004_180250_000000372041_00213_18804_7315.N1	04-OCT-2005 18:02:50	Bright	36.500	90	54Alp Peg	2.4870	11000.	73	18804	No
193	GOM_NL__2PRFIN20051004_180625_000000382041_00213_18804_7316.N1	04-OCT-2005 18:06:25	Bright	37.500	93	53Bet Peg	2.5200	3100.0	75	18804	No
194	GOM_NL__2PRFIN20051004_181649_000000362041_00213_18804_7317.N1	04-OCT-2005 18:16:49	Bright	36.000	89	5Alp Cep	2.4510	8000.0	72	18804	No
195	GOM_NL__2PRFIN20051004_182345_000000362041_00213_18804_7318.N1	04-OCT-2005 18:23:45	Bright	36.000	49	1Alp UMi	1.9900	6300.0	72	18804	No
196	GOM_NL__2PRFIN20051004_182604_000000362041_00213_18804_7319.N1	04-OCT-2005 18:26:04	Bright	36.000	60	7Bet UMi	2.0810	3950.0	72	18804	No
197	GOM_NL__2PRFIN20051004_183148_000000372041_00213_18804_7320.N1	04-OCT-2005 18:31:48	Bright	37.000	36	50Alp UMa	1.8000	6300.0	74	18804	No
198	GOM_NL__2PRFIN20051004_183319_000000352041_00213_18804_7321.N1	04-OCT-2005 18:33:19	Bright	35.000	82	48Bet UMa	2.3650	10600.	70	18804	No
199	GOM_NL__2PRFIN20051004_183635_000000352041_00213_18804_7322.N1	04-OCT-2005 18:36:35	Bright	35.000	174	52Psi UMa	3.0040	4400.0	70	18804	No
200	GOM_NL__2PRFIN20051004_184359_000000352041_00213_18804_7323.N1	04-OCT-2005 18:43:59	Bright	34.500	51	41Gam1Leo	2.0100	4500.0	69	18804	No
201	GOM_NL__2PRFIN20051004_184622_000000352041_00213_18804_7324.N1	04-OCT-2005 18:46:22	Bright	34.500	22	32Alp Leo	1.3600	15200.	69	18804	No
202	GOM_NL__2PRFIN20051004_190242_000000402041_00213_18804_7325.N1	04-OCT-2005 19:02:42	Dark	40.000	65	Lam Vel	2.2040	4400.0	80	18804	No
203	GOM_NL__2PRFIN20051004_190558_000000422041_00213_18804_7326.N1	04-OCT-2005 19:05:58	Dark	41.500	46	Del Vel	1.9540	10600.	83	18804	No
204	GOM_NL__2PRFIN20051004_190733_000000502041_00214_18805_7309.N1	04-OCT-2005 19:07:33	Dark	49.500	41	Eps Car	1.8600	4100.0	99	18805	No
205	GOM_NL__2PRFIN20051004_190902_000000392041_00214_18805_7310.N1	04-OCT-2005 19:09:02	Dark	38.500	29	Bet Car	1.6720	10200.	77	18805	No
206	GOM_NL__2PRFIN20051004_191946_000000382041_00214_18805_7311.N1	04-OCT-2005 19:19:46	Dark	38.000	143	Alp Hyi	2.8570	7200.0	76	18805	No
207	GOM_NL__2PRFIN20051004_192114_000000502041_00214_18805_7312.N1	04-OCT-2005 19:21:14	Dark	49.500	9	Alp Eri	0.45300	24000.	99	18805	No
208	GOM_NL__2PRFIN20051004_192630_000000422041_00214_18805_7313.N1	04-OCT-2005 19:26:30	Straylight	41.500	84	Alp Phe	2.3970	4500.0	83	18805	No
209	GOM_NL__2PRFIN20051004_193104_000000412041_00214_18805_7314.N1	04-OCT-2005 19:31:04	Straylight	41.000	18	24Alp PsA	1.1660	9700.0	82	18805	No
210	GOM_NL__2PRFIN20051004_194325_000000362041_00214_18805_7315.N1	04-OCT-2005 19:43:25	Bright	36.000	90	54Alp Peg	2.4870	11000.	72	18805	No
211	GOM_NL__2PRFIN20051004_194702_000000352041_00214_18805_7316.N1	04-OCT-2005 19:47:02	Bright	35.000	93	53Bet Peg	2.5200	3100.0	70	18805	No
212	GOM_NL__2PRFIN20051004_195725_000000372041_00214_18805_7317.N1	04-OCT-2005 19:57:25	Bright	37.000	89	5Alp Cep	2.4510	8000.0	74	18805	No
213	GOM_NL__2PRFIN20051004_200421_000000362041_00214_18805_7318.N1	04-OCT-2005 20:04:21	Bright	35.500	49	1Alp UMi	1.9900	6300.0	71	18805	No
214	GOM_NL__2PRFIN20051004_200640_000000382041_00214_18805_7319.N1	04-OCT-2005 20:06:40	Bright	38.000	60	7Bet UMi	2.0810	3950.0	76	18805	No
215	GOM_NL__2PRFIN20051004_201224_000000372041_00214_18805_7320.N1	04-OCT-2005 20:12:24	Bright	37.000	36	50Alp UMa	1.8000	6300.0	74	18805	No
216	GOM_NL__2PRFIN20051004_201356_000000352041_00214_18805_7321.N1	04-OCT-2005 20:13:56	Bright	35.000	82	48Bet UMa	2.3650	10600.	70	18805	No
217	GOM_NL__2PRFIN20051004_201711_000000342041_00214_18805_7322.N1	04-OCT-2005 20:17:11	Bright	33.500	174	52Psi UMa	3.0040	4400.0	67	18805	No
218	GOM_NL__2PRFIN20051004_202435_000000342041_00214_18805_7323.N1	04-OCT-2005 20:24:35	Bright	34.000	51	41Gam1Leo	2.0100	4500.0	68	18805	No
219	GOM_NL__2PRFIN20051004_202658_000000342041_00214_18805_7324.N1	04-OCT-2005 20:26:58	Bright	34.000	22	32Alp Leo	1.3600	15200.	68	18805	No

220	GOM_NL__2PRFIN20051004_204318_000000402041_00214_18805_7325.N1	04-OCT-2005 20:43:18	Dark	40.000	65	Lam Vel	2.2040	4400.0	80	18805	No
221	GOM_NL__2PRFIN20051004_204634_000000392041_00214_18805_7326.N1	04-OCT-2005 20:46:34	Dark	38.500	46	Del Vel	1.9540	10600.	77	18805	No
222	GOM_NL__2PRFIN20051004_204809_000000492041_00215_18806_7309.N1	04-OCT-2005 20:48:09	Dark	49.000	41	Eps Car	1.8600	4100.0	98	18806	No
223	GOM_NL__2PRFIN20051004_204938_000000382041_00215_18806_7310.N1	04-OCT-2005 20:49:38	Dark	37.500	29	Bet Car	1.6720	10200.	75	18806	No
224	GOM_NL__2PRFIN20051004_210022_000000382041_00215_18806_7311.N1	04-OCT-2005 21:00:22	Dark	38.000	143	Alp Hyi	2.8570	7200.0	76	18806	No
225	GOM_NL__2PRFIN20051004_210150_000000492041_00215_18806_7312.N1	04-OCT-2005 21:01:50	Dark	49.000	9	Alp Eri	0.45300	24000.	98	18806	No
226	GOM_NL__2PRFIN20051004_210706_000000412041_00215_18806_7313.N1	04-OCT-2005 21:07:06	Straylight	41.000	84	Alp Phe	2.3970	4500.0	82	18806	No
227	GOM_NL__2PRFIN20051004_211140_000000432041_00215_18806_7314.N1	04-OCT-2005 21:11:40	Straylight	42.500	18	24Alp PsA	1.1660	9700.0	85	18806	No
228	GOM_NL__2PRFIN20051004_212401_000000372041_00215_18806_7315.N1	04-OCT-2005 21:24:01	Bright	36.500	90	54Alp Peg	2.4870	11000.	73	18806	No
229	GOM_NL__2PRFIN20051004_212737_000000382041_00215_18806_7316.N1	04-OCT-2005 21:27:37	Bright	38.000	93	53Bet Peg	2.5200	3100.0	76	18806	No
230	GOM_NL__2PRFIN20051004_213801_000000362041_00215_18806_7317.N1	04-OCT-2005 21:38:01	Bright	35.500	89	5Alp Cep	2.4510	8000.0	71	18806	No
231	GOM_NL__2PRFIN20051004_214457_000000372041_00215_18806_7318.N1	04-OCT-2005 21:44:57	Bright	37.000	49	1Alp UMi	1.9900	6300.0	74	18806	No
232	GOM_NL__2PRFIN20051004_214716_000000382041_00215_18806_7319.N1	04-OCT-2005 21:47:16	Bright	37.500	60	7Bet UMi	2.0810	3950.0	75	18806	No
233	GOM_NL__2PRFIN20051004_215300_000000372041_00215_18806_7320.N1	04-OCT-2005 21:53:00	Bright	37.000	36	50Alp UMa	1.8000	6300.0	74	18806	No
234	GOM_NL__2PRFIN20051004_215432_000000352041_00215_18806_7321.N1	04-OCT-2005 21:54:32	Bright	35.000	82	48Bet UMa	2.3650	10600.	70	18806	No
235	GOM_NL__2PRFIN20051004_215747_000000522041_00215_18806_7322.N1	04-OCT-2005 21:57:47	Bright	52.000	174	52Psi UMa	3.0040	4400.0	104	18806	No
236	GOM_NL__2PRFIN20051004_220511_000000342041_00215_18806_7323.N1	04-OCT-2005 22:05:11	Bright	34.000	51	41Gam1Leo	2.0100	4500.0	68	18806	No
237	GOM_NL__2PRFIN20051004_220734_000000352041_00215_18806_7324.N1	04-OCT-2005 22:07:34	Bright	34.500	22	32Alp Leo	1.3600	15200.	69	18806	No
238	GOM_NL__2PRFIN20051004_222354_000000422041_00215_18806_7325.N1	04-OCT-2005 22:23:54	Dark	42.000	65	Lam Vel	2.2040	4400.0	84	18806	No
239	GOM_NL__2PRFIN20051004_222710_000000392041_00215_18806_7326.N1	04-OCT-2005 22:27:10	Dark	38.500	46	Del Vel	1.9540	10600.	77	18806	No
240	GOM_NL__2PRFIN20051004_222846_000000392041_00216_18807_7309.N1	04-OCT-2005 22:28:46	Dark	38.500	41	Eps Car	1.8600	4100.0	77	18807	No
241	GOM_NL__2PRFIN20051004_223014_000000372041_00216_18807_7310.N1	04-OCT-2005 22:30:14	Dark	36.500	29	Bet Car	1.6720	10200.	73	18807	No
242	GOM_NL__2PRFIN20051004_224059_000000392041_00216_18807_7311.N1	04-OCT-2005 22:40:59	Dark	39.000	143	Alp Hyi	2.8570	7200.0	78	18807	No
243	GOM_NL__2PRFIN20051004_224226_000000402041_00216_18807_7312.N1	04-OCT-2005 22:42:26	Dark	39.500	9	Alp Eri	0.45300	24000.	79	18807	No
244	GOM_NL__2PRFIN20051004_224742_000000442041_00216_18807_7313.N1	04-OCT-2005 22:47:42	Straylight	44.000	84	Alp Phe	2.3970	4500.0	88	18807	No
245	GOM_NL__2PRFIN20051004_225216_000000412041_00216_18807_7314.N1	04-OCT-2005 22:52:16	Straylight	41.000	18	24Alp PsA	1.1660	9700.0	82	18807	No
246	GOM_NL__2PRFIN20051004_230437_000000362041_00216_18807_7315.N1	04-OCT-2005 23:04:37	Bright	35.500	90	54Alp Peg	2.4870	11000.	71	18807	No
247	GOM_NL__2PRFIN20051004_230813_000000362041_00216_18807_7316.N1	04-OCT-2005 23:08:13	Bright	35.500	93	53Bet Peg	2.5200	3100.0	71	18807	No
248	GOM_NL__2PRFIN20051004_231837_000000362041_00216_18807_7317.N1	04-OCT-2005 23:18:37	Bright	35.500	89	5Alp Cep	2.4510	8000.0	71	18807	No
249	GOM_NL__2PRFIN20051004_232533_000000362041_00216_18807_7318.N1	04-OCT-2005 23:25:33	Bright	36.000	49	1Alp UMi	1.9900	6300.0	72	18807	No
250	GOM_NL__2PRFIN20051004_232752_000000342041_00216_18807_7319.N1	04-OCT-2005 23:27:52	Bright	34.000	60	7Bet UMi	2.0810	3950.0	68	18807	No
251	GOM_NL__2PRFIN20051004_233336_000000372041_00216_18807_7320.N1	04-OCT-2005 23:33:36	Bright	37.000	36	50Alp UMa	1.8000	6300.0	74	18807	No
252	GOM_NL__2PRFIN20051004_233507_000000352041_00216_18807_7321.N1	04-OCT-2005 23:35:07	Bright	34.500	82	48Bet UMa	2.3650	10600.	69	18807	No
253	GOM_NL__2PRFIN20051004_233823_000000352041_00216_18807_7322.N1	04-OCT-2005 23:38:23	Bright	35.000	174	52Psi UMa	3.0040	4400.0	70	18807	No
254	GOM_NL__2PRFIN20051004_234547_000000352041_00216_18807_7323.N1	04-OCT-2005 23:45:47	Bright	34.500	51	41Gam1Leo	2.0100	4500.0	69	18807	No
255	GOM_NL__2PRFIN20051004_234810_000000362041_00216_18807_7324.N1	04-OCT-2005 23:48:10	Bright	35.500	22	32Alp Leo	1.3600	15200.	71	18807	No

3. Quality information per product

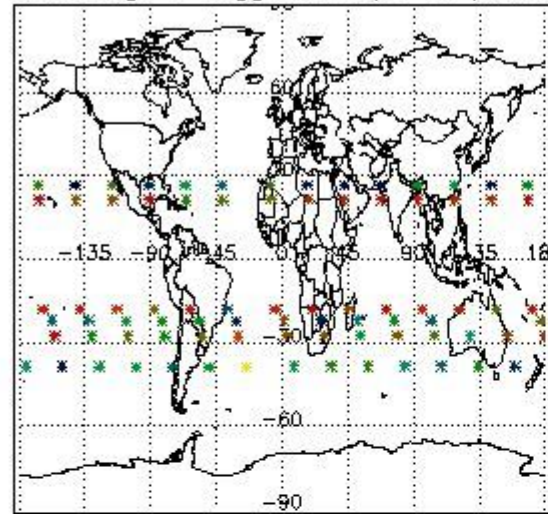
In this section it is plotted some information contained in the Quality Summary data set of the level 2 products. Only products in dark limb conditions and without errors (error flag in the MPH set to "0") are used.

3.1 Plot quality information per product (time dependant)

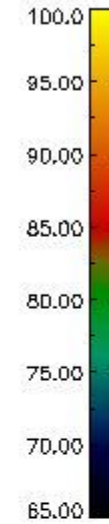
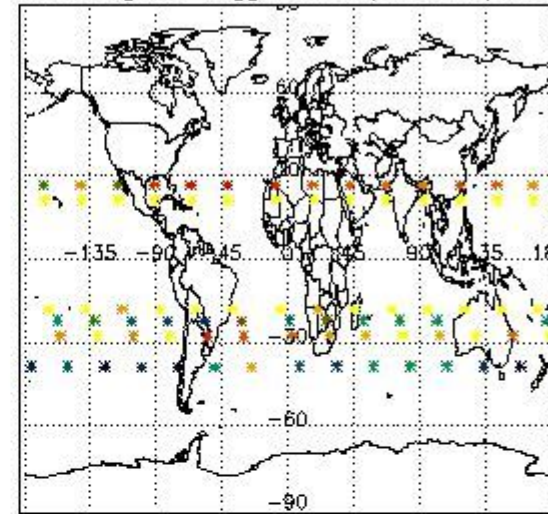


3.2 Plot quality information per product (world map)

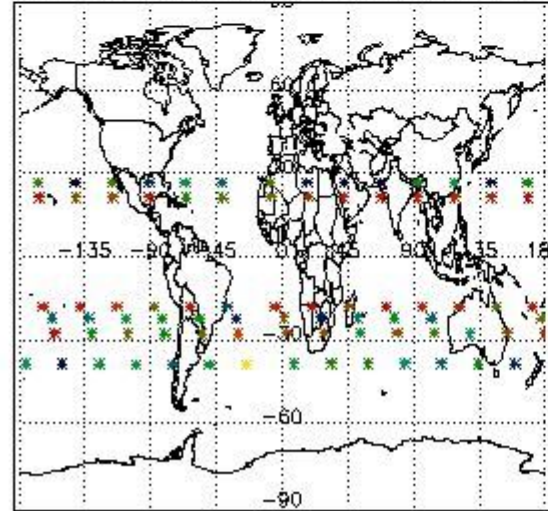
Percentage of flagged data per O3 profile



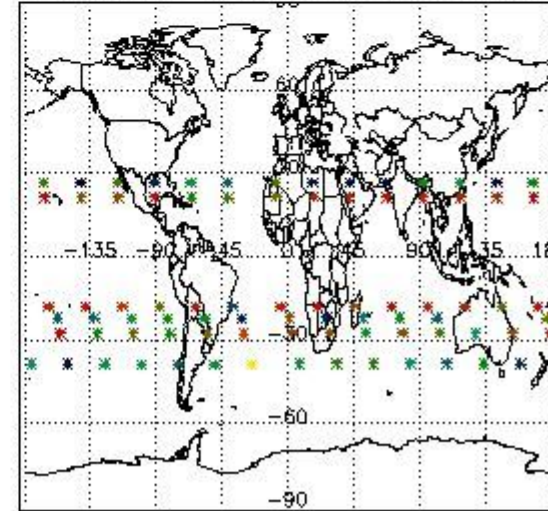
Percentage of flagged data per H2O profile



Percentage of flagged data per NO2 profile



Percentage of flagged data per NO3 profile

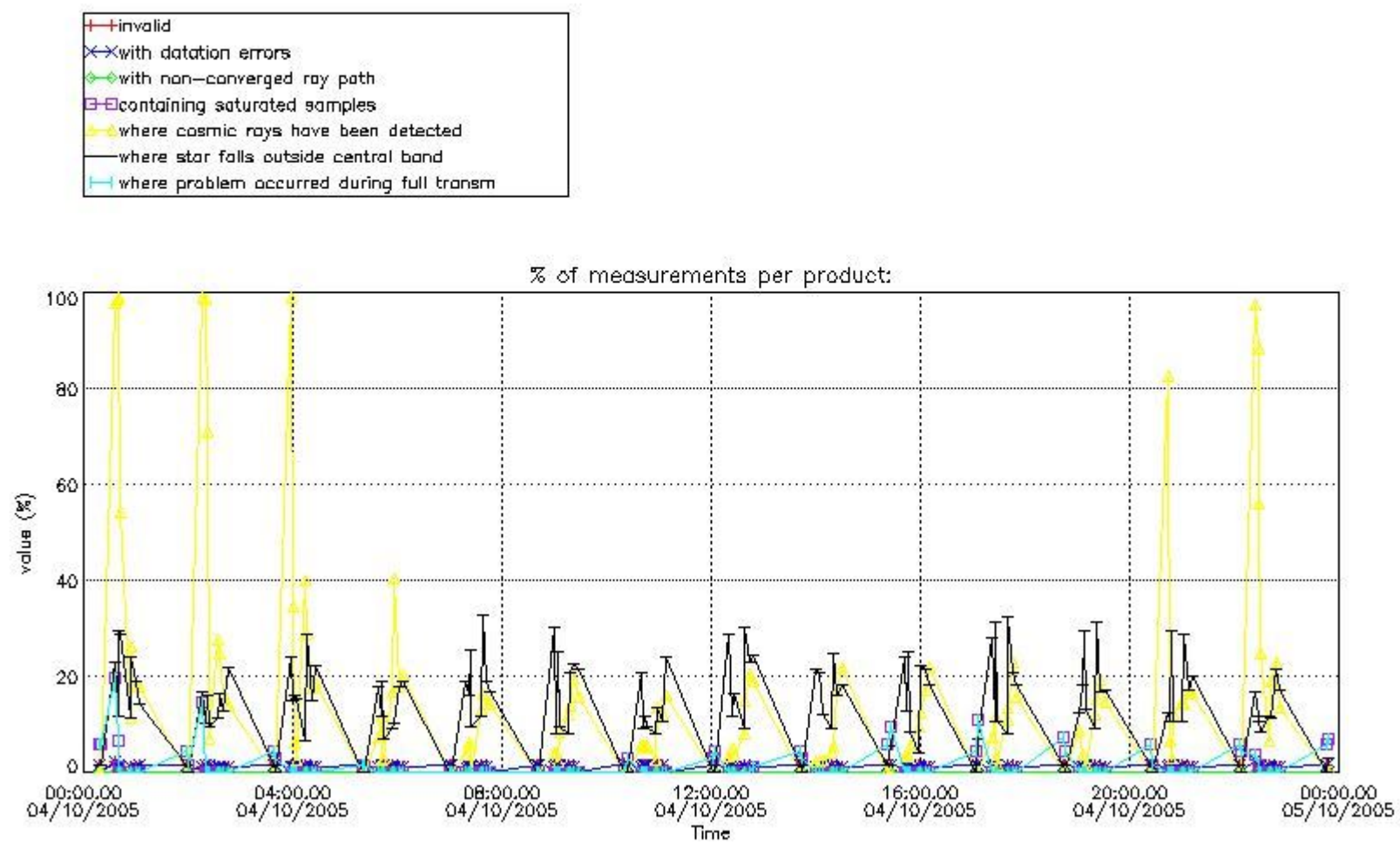


4. Level 1 quality information per product

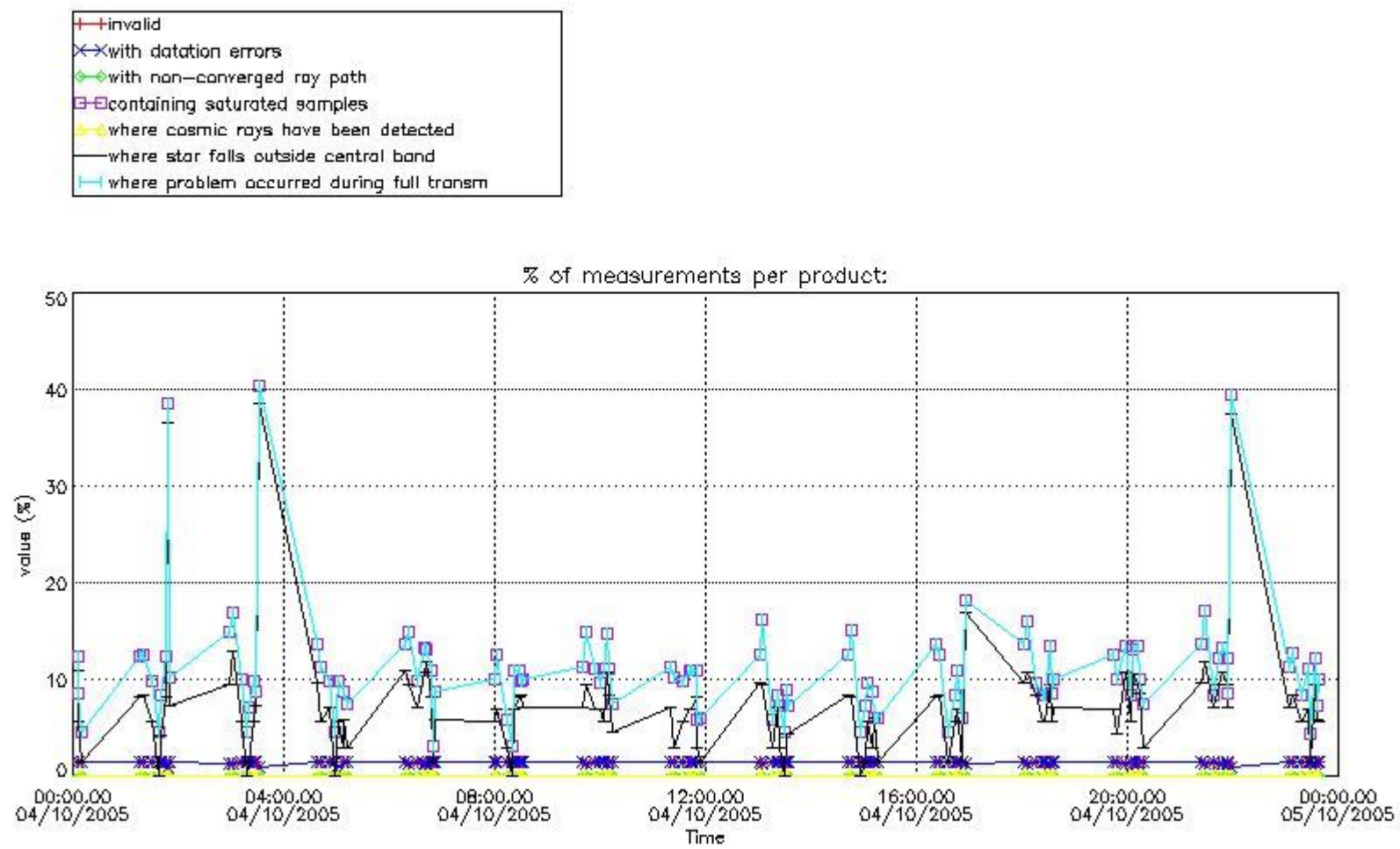
In this section it is plotted some information contained in the Quality Summary data set of the level 2 products that comes from the level 1b processing. Products without errors (error flag in the MPH set to "0") are used.

4.1 Plot quality information per product (time dependant) coming from level 1b processing

4.1.1 Plot level 1 quality information per product (time dependant): ENVISAT ASCENDING passes

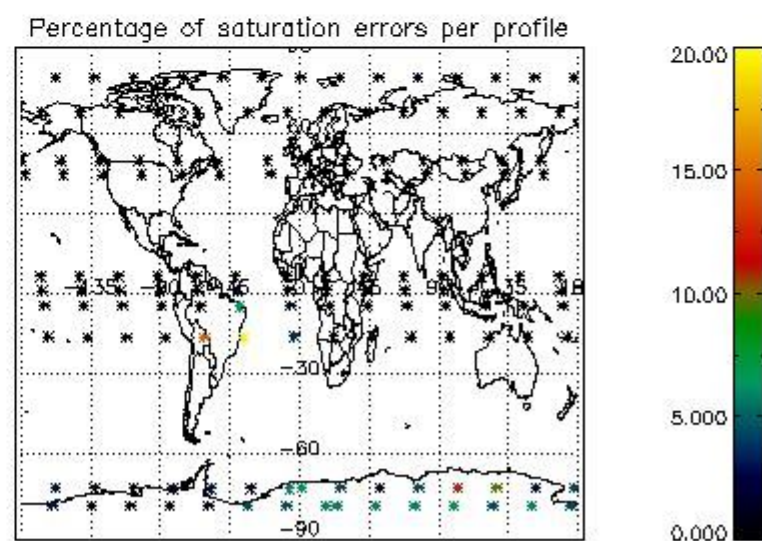
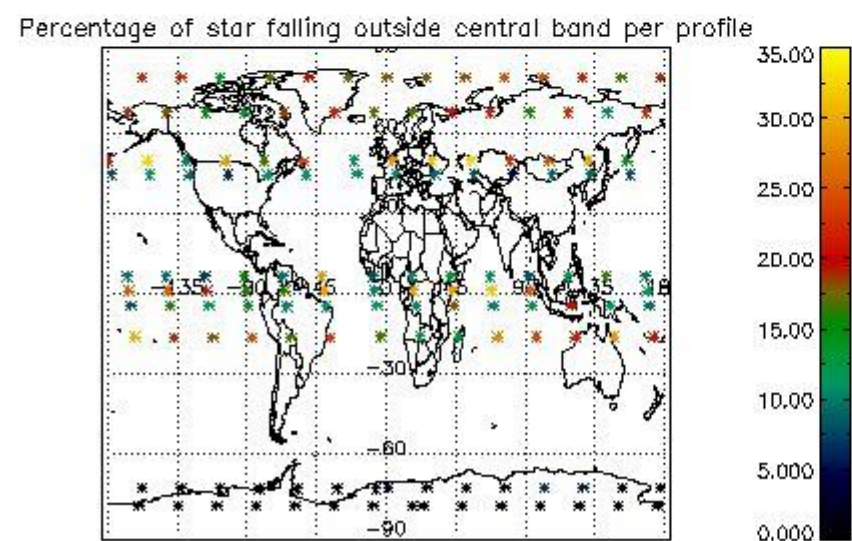
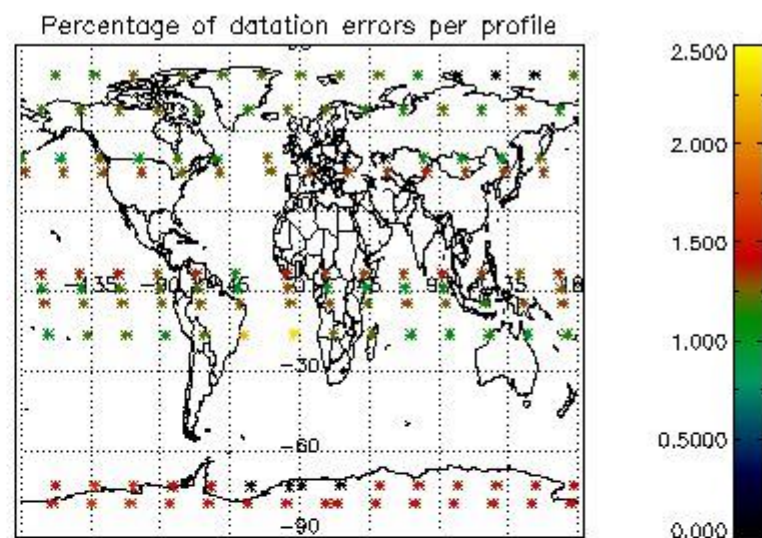
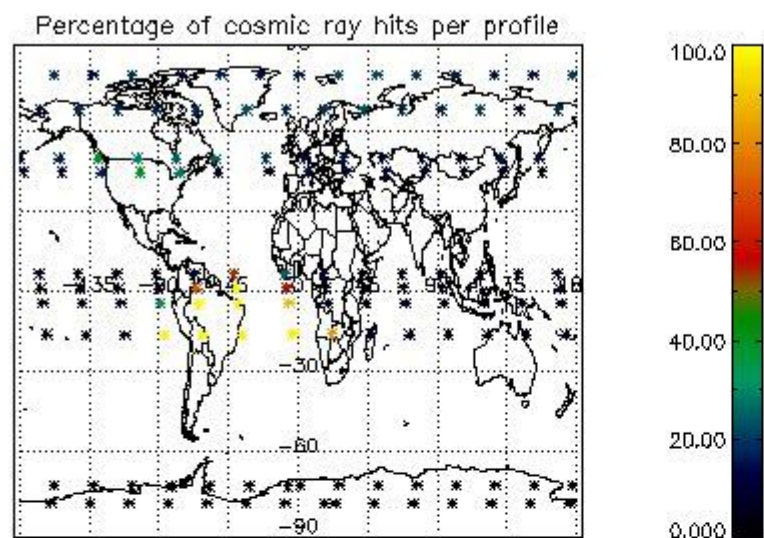


4.1.2 Plot level 1 quality information per product (time dependant): ENVI SAT DESCENDING passes

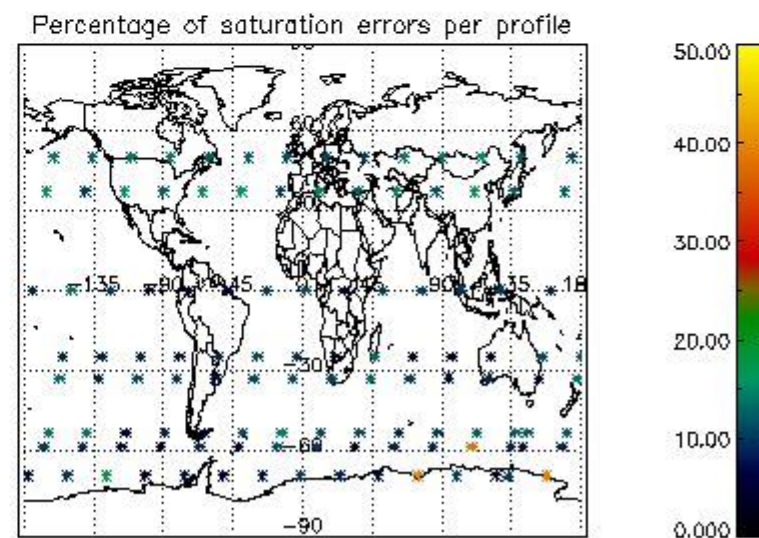
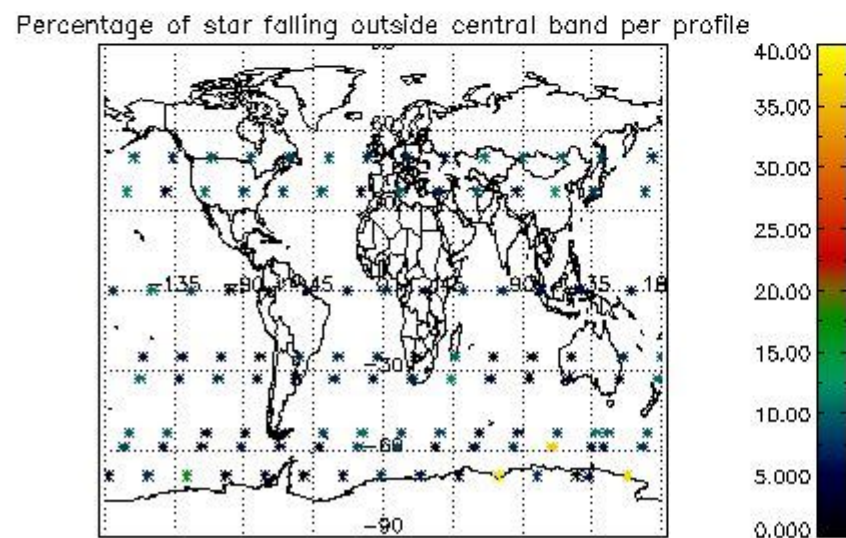
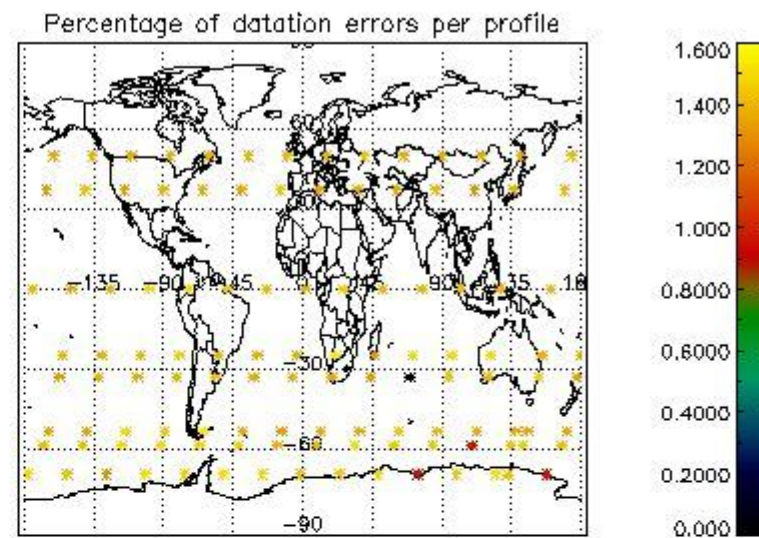
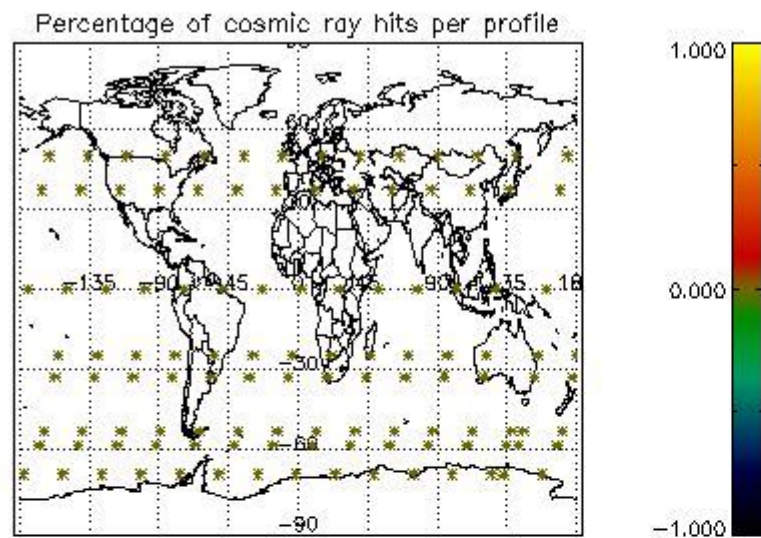


4.2 Plot quality information per product coming from level 1b processing (world map)

4.2.1 Plot level 1 quality information per product (world map): ENVISAT ASCENDING passes



4.2.2 Plot level 1 quality information per product (world map): ENVISAT DESCENDING passes



5. Trace gas profiles

5.1 Ozone statistics based on quality of products

The final quality of the products can be "measured" using the STD (Standard Deviation) attached to every point profile. This information is written to the parameter GOM_NL__2P/NL_LOCAL_SPECIES_DENSITY/o3_std of the level 2 products. The table below shows the statistics for given STD ranges.

The statistics are given with respect to the overall valid production:

- Products without fatal errors: GOM_NL__2P/MPH/PRODUCT_ERR=0
- Valid point profile: GOM_NL__2P/NL_LOCAL_SPECIES_DENSITY/pcd(0)=0

The 'Criteria' is applied to valid points of dark limb products:

- Products in dark limb illumination condition: GOM_NL__2P/NL_SUMMARY_QUALITY/obs_ill_cond=0
- Products without fatal errors: GOM_NL__2P/MPH/PRODUCT_ERR=0
- Valid point profile: GOM_NL__2P/NL_LOCAL_SPECIES_DENSITY/pcd(0)=0

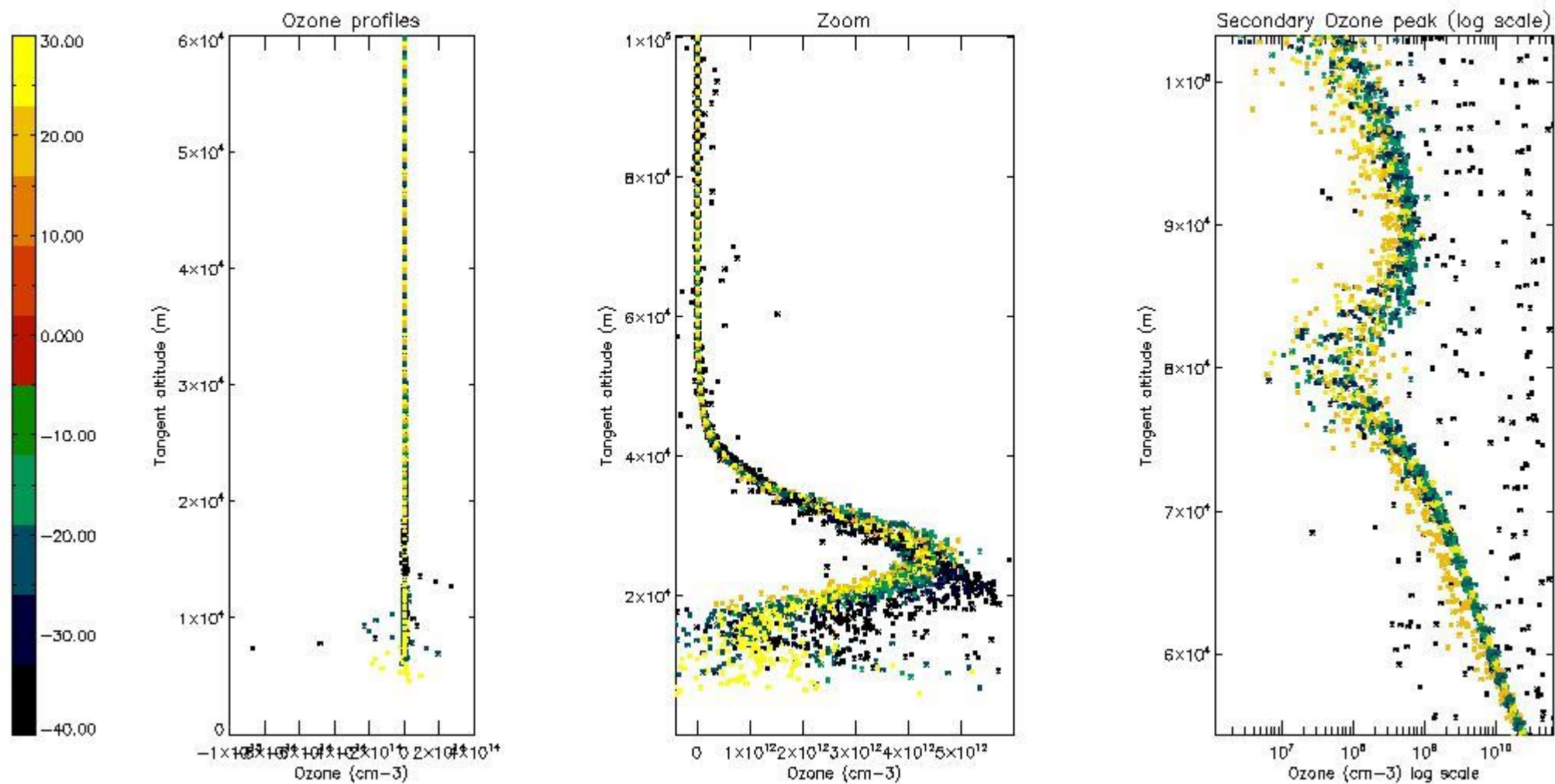
So, the table below shows the percentage of dark limb and valid observations for each criteria with respect to the overall valid daily observations.

Criteria	% of total production
All STD	36
STD < 20	21

STD < 10	16
STD < 5	8

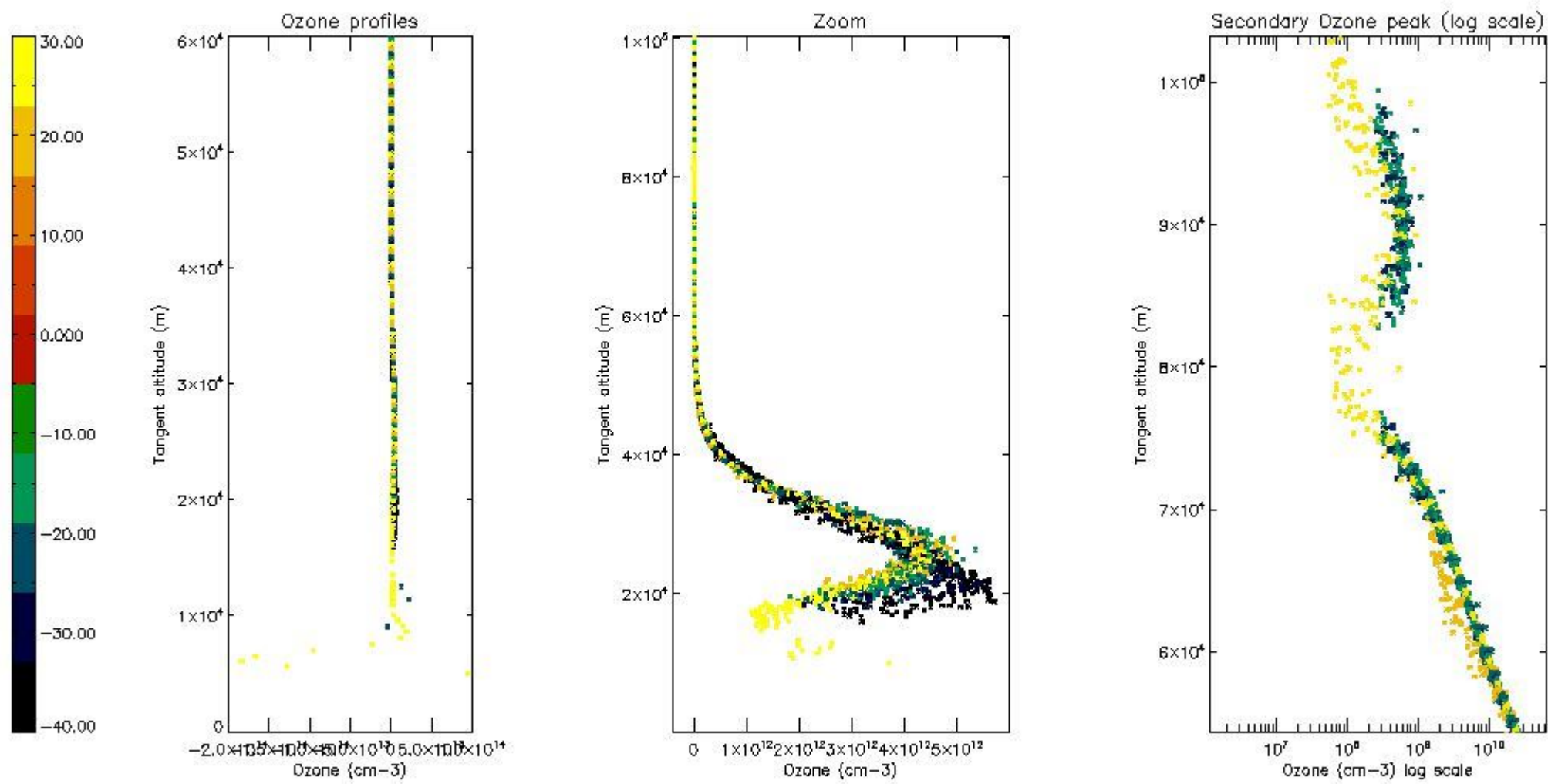
5.2 Plot ozone profiles for all STD (dark without errors)

The colorbar represents the latitude.



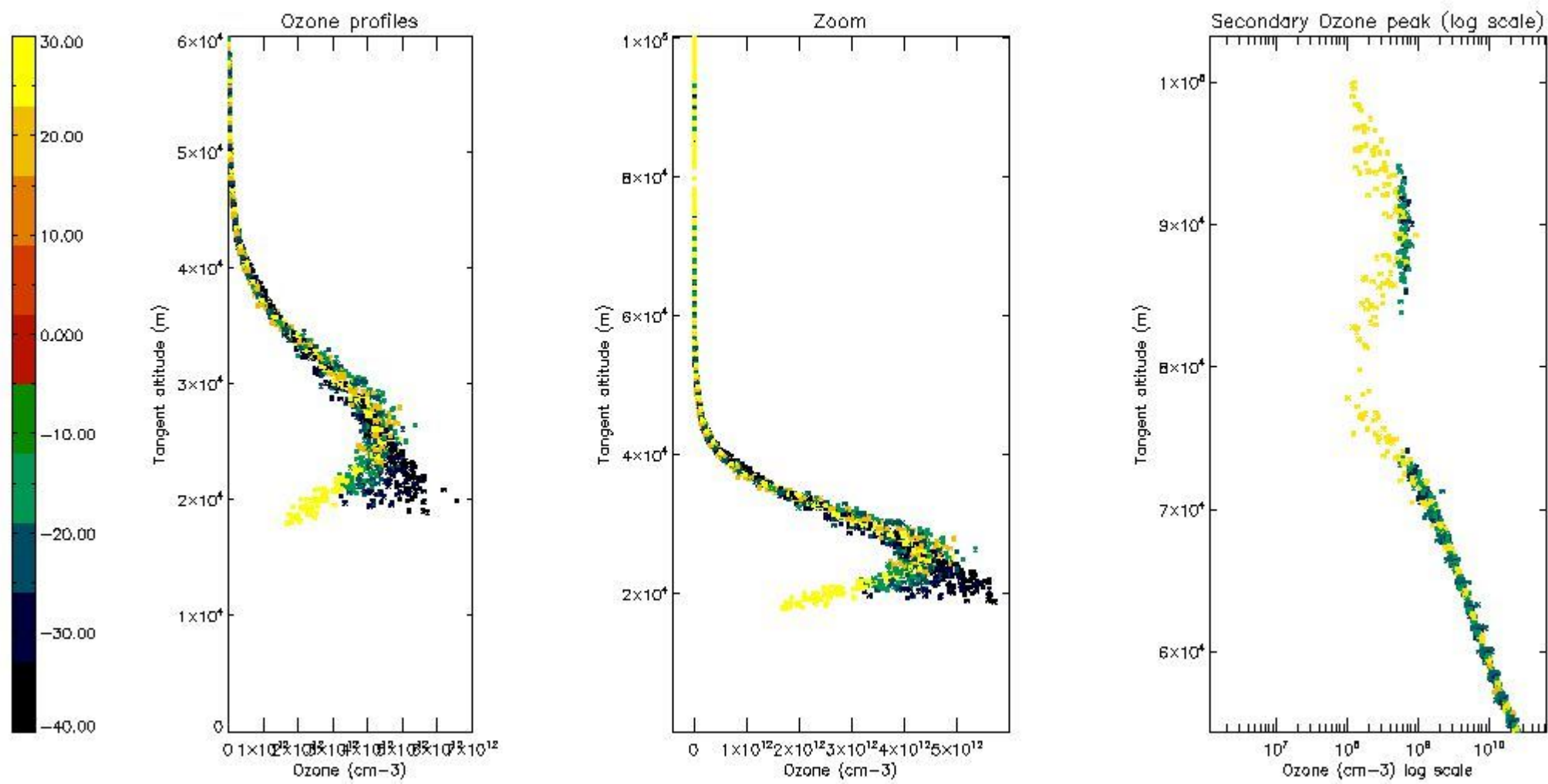
5.3 Plot ozone profiles where STD < 20% (dark without errors)

The colorbar represents the latitude.



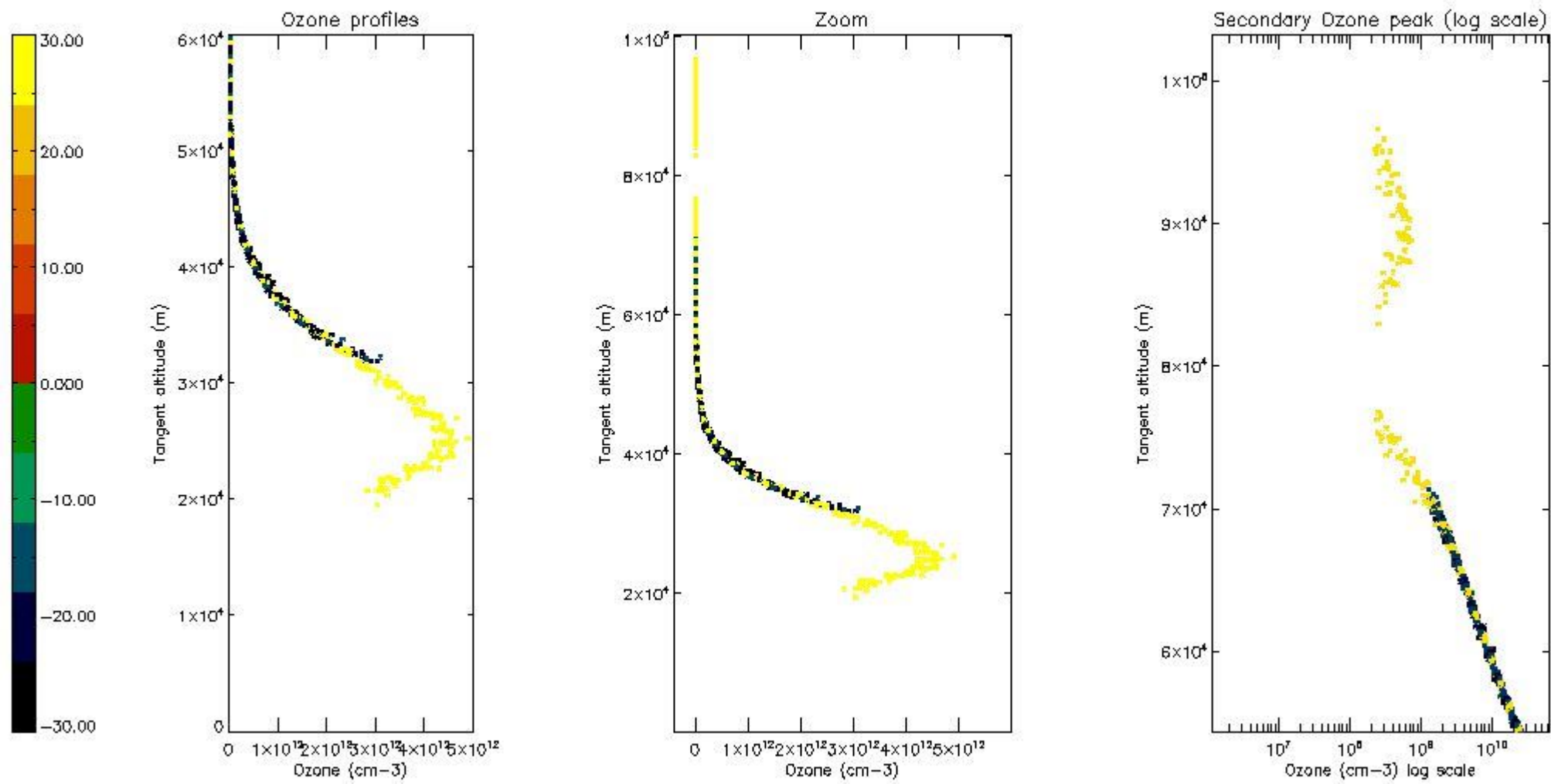
5.4 Plot ozone profiles where STD < 10% (dark without errors)

The colorbar represents the latitude.



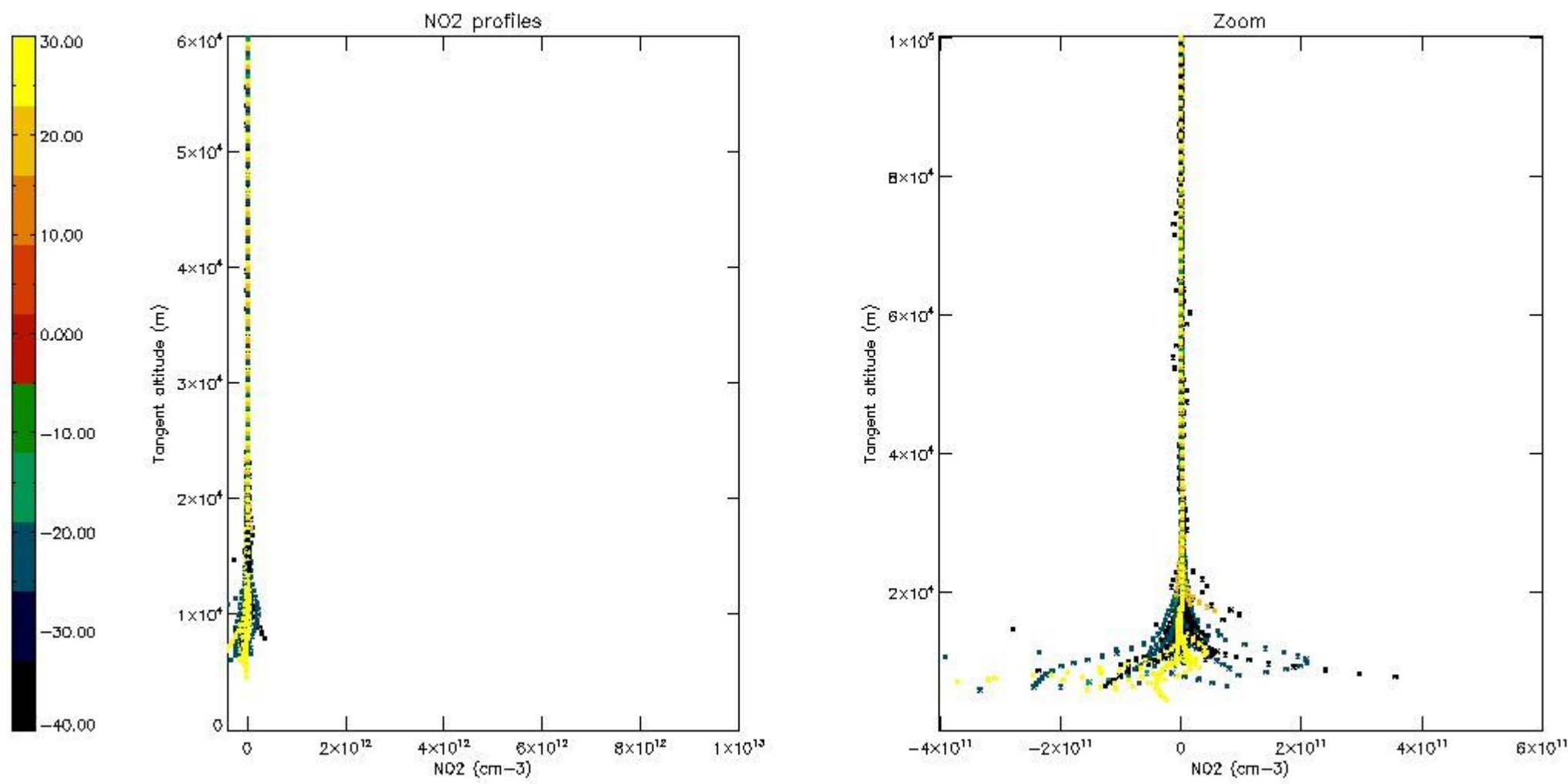
5.5 Plot ozone profiles where STD < 5% (dark without errors)

The colorbar represents the latitude.



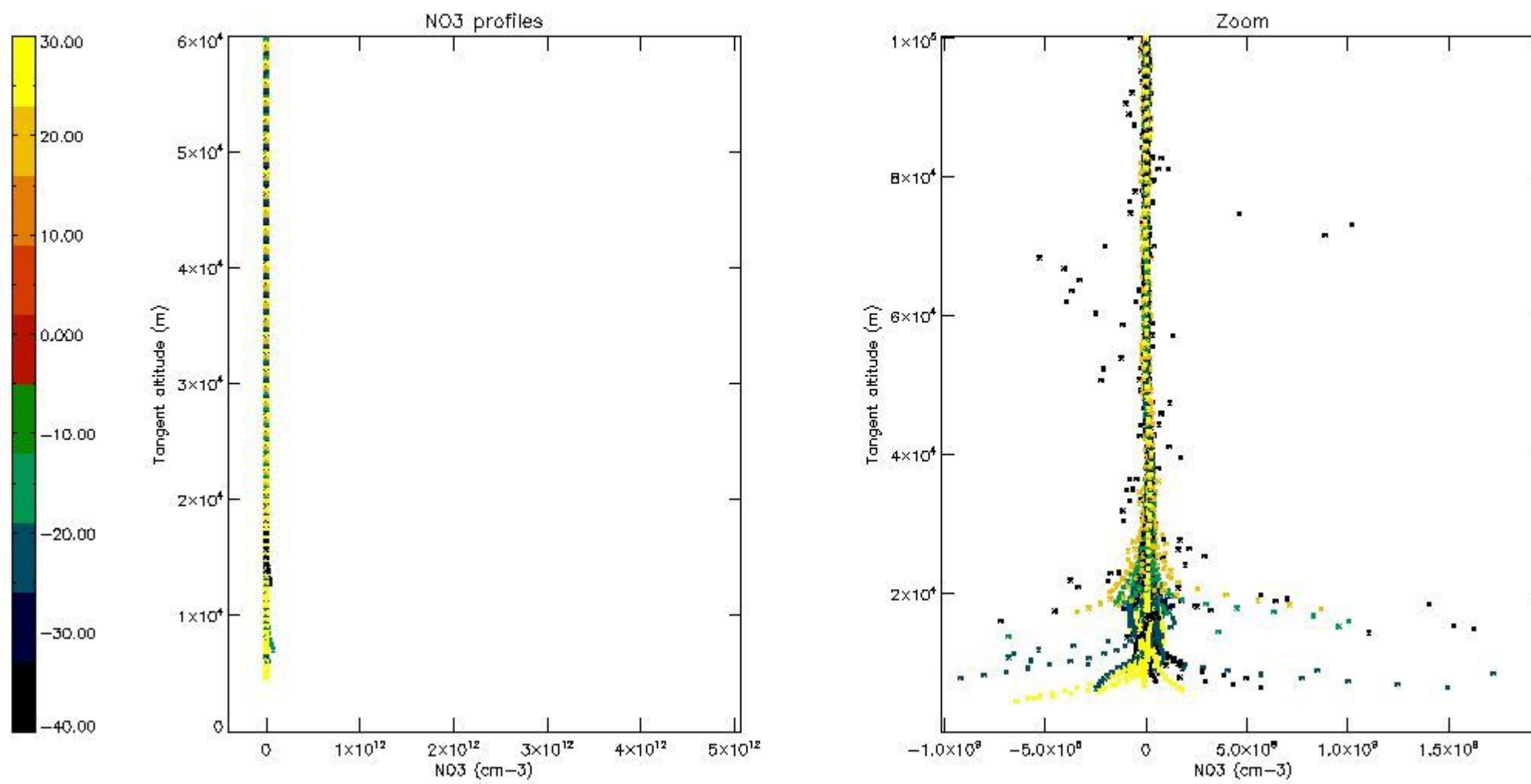
5.6 Plot NO₂ profiles for all STD (dark without errors)

The colorbar represents the latitude.



5.7 Plot NO3 profiles for all STD (dark without errors)

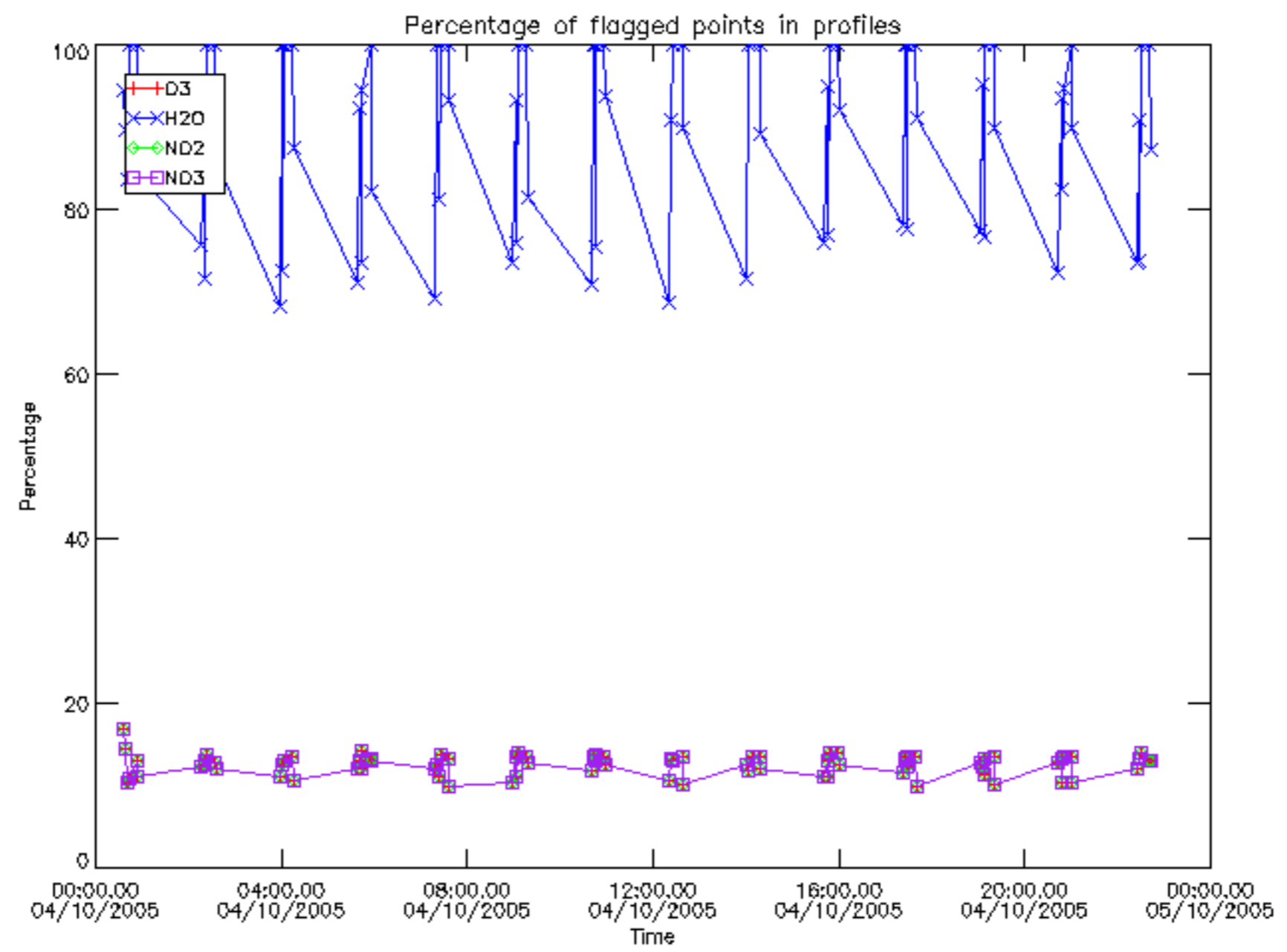
The colorbar represents the latitude.



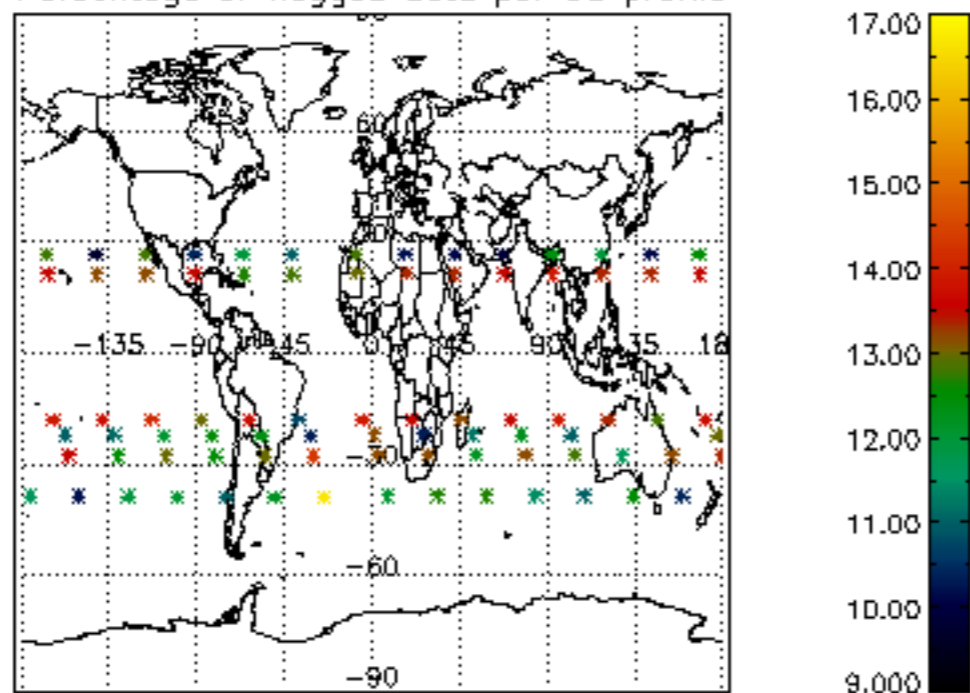
6. Auxiliary Data Files used for the production reported in section 2

The number reported in the third column indicates since which file (see list in section 2) the corresponding auxiliary file has been used. The fourth column is the date of those product files.

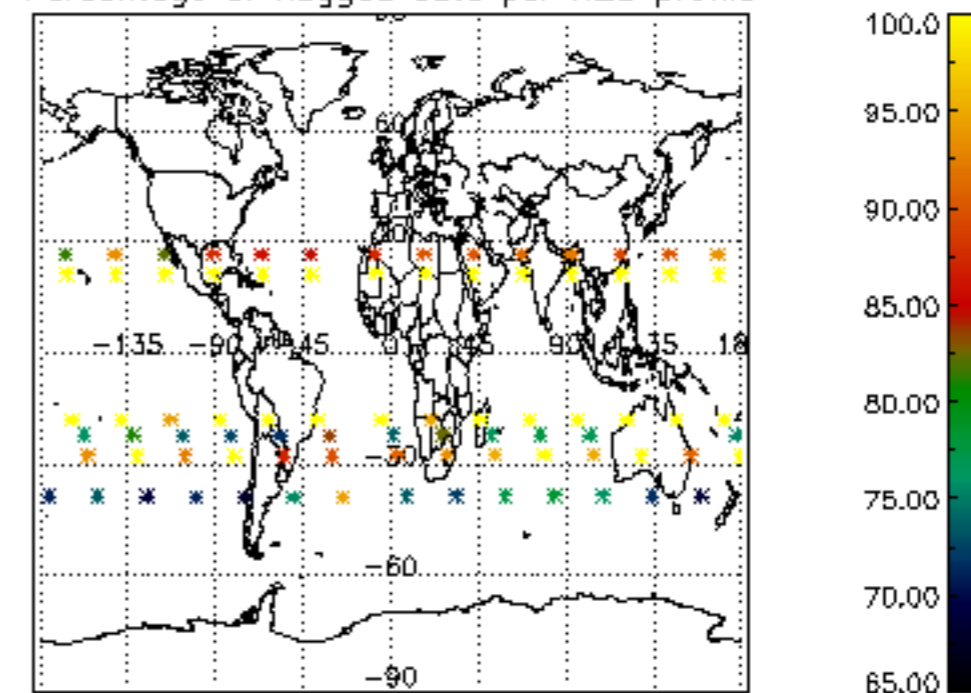
Type	Auxiliary Filename	Used since product	Used since product date
INST_PHYS_CHARACTERISTICS	GOM_INS_AXVIEC20091111_143220_20030716_120000_20500101_000000	1	04-OCT-2005 00:05:12
LEVEL-2_PROC_CONFIG	GOM_PR2_AXVIEC20091111_152718_20020301_000000_20500101_000000	1	04-OCT-2005 00:05:12
CROSS_SECTIONS_FILE	GOM_CRS_AXVIEC20091111_154832_20020301_000000_20500101_000000	1	04-OCT-2005 00:05:12



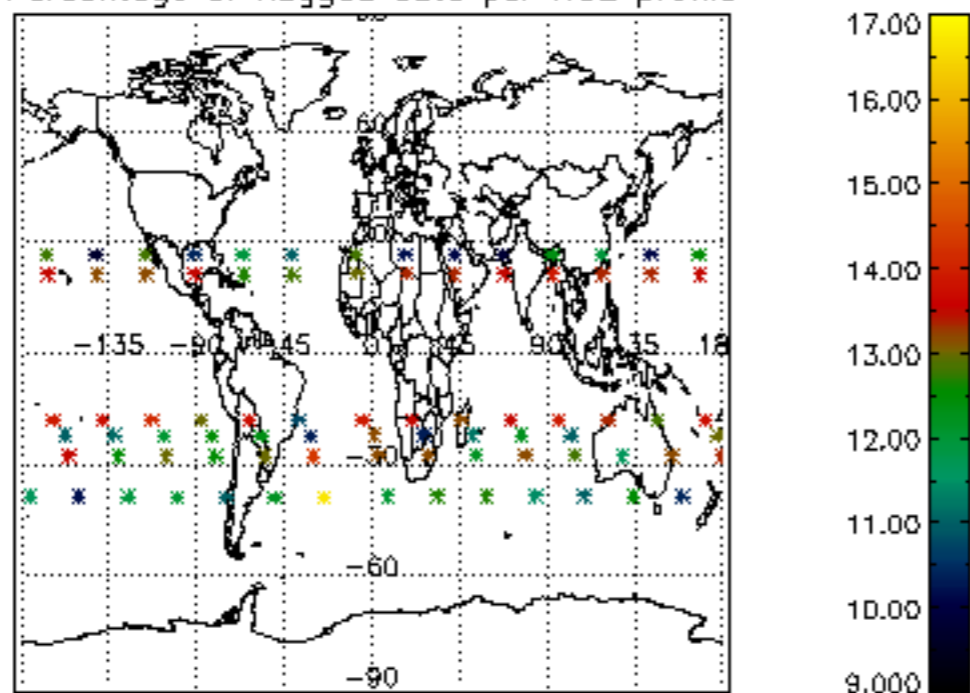
Percentage of flagged data per D3 profile



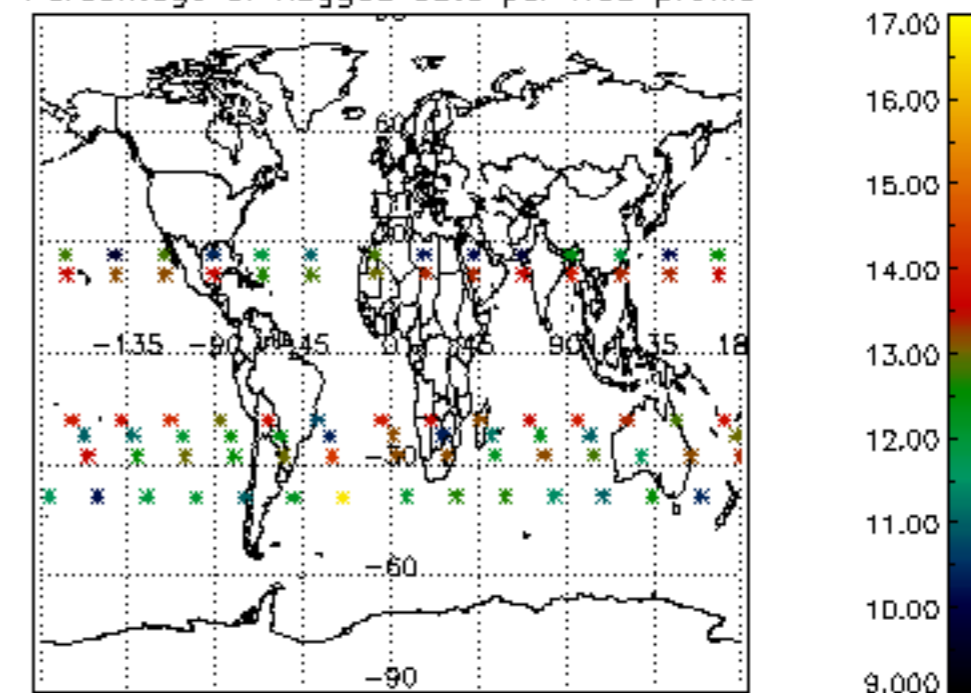
Percentage of flagged data per H2O profile

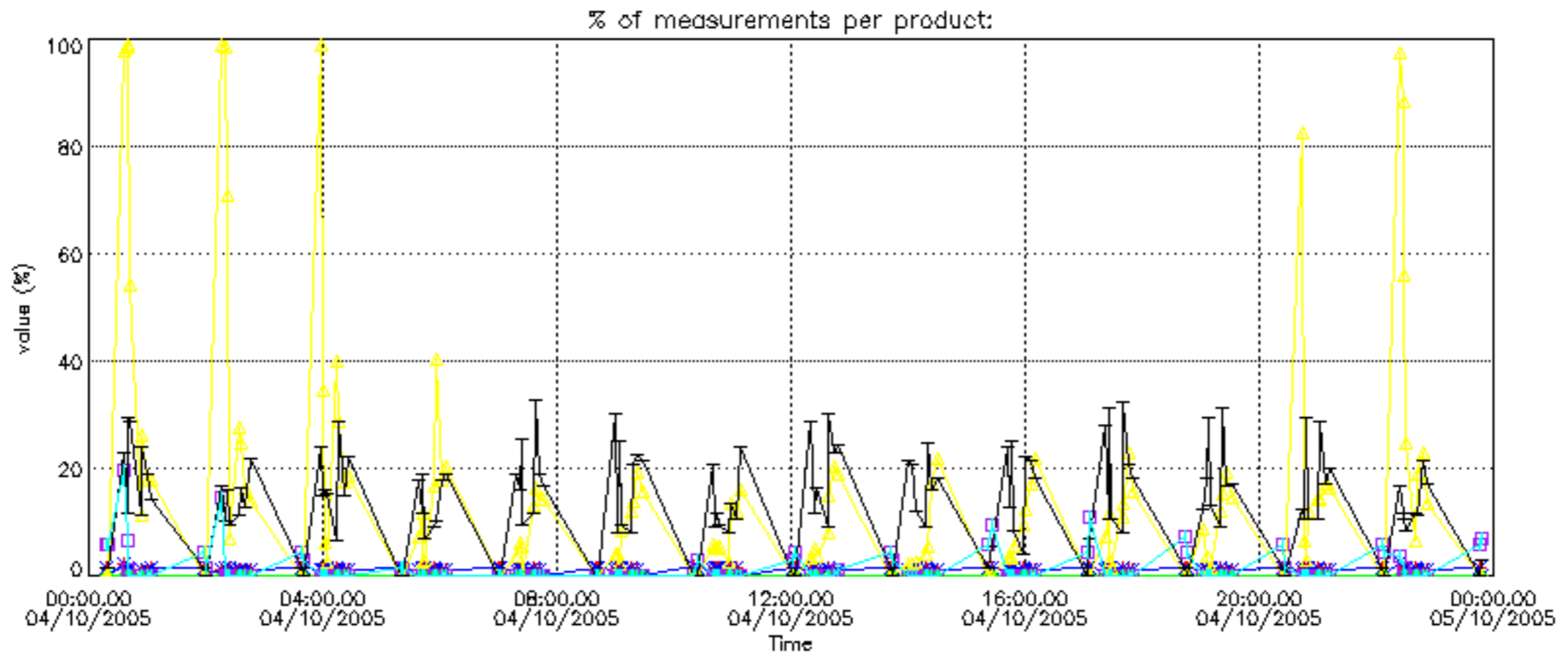


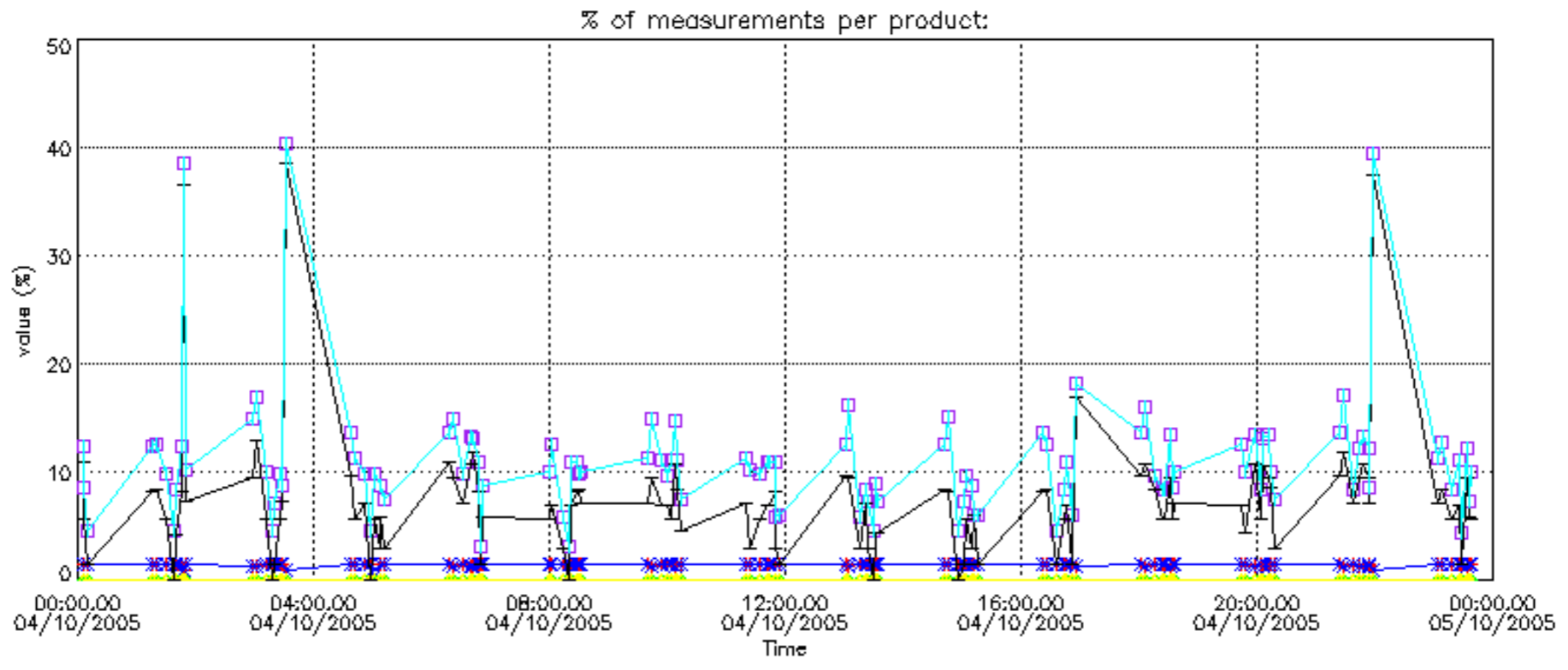
Percentage of flagged data per NO2 profile



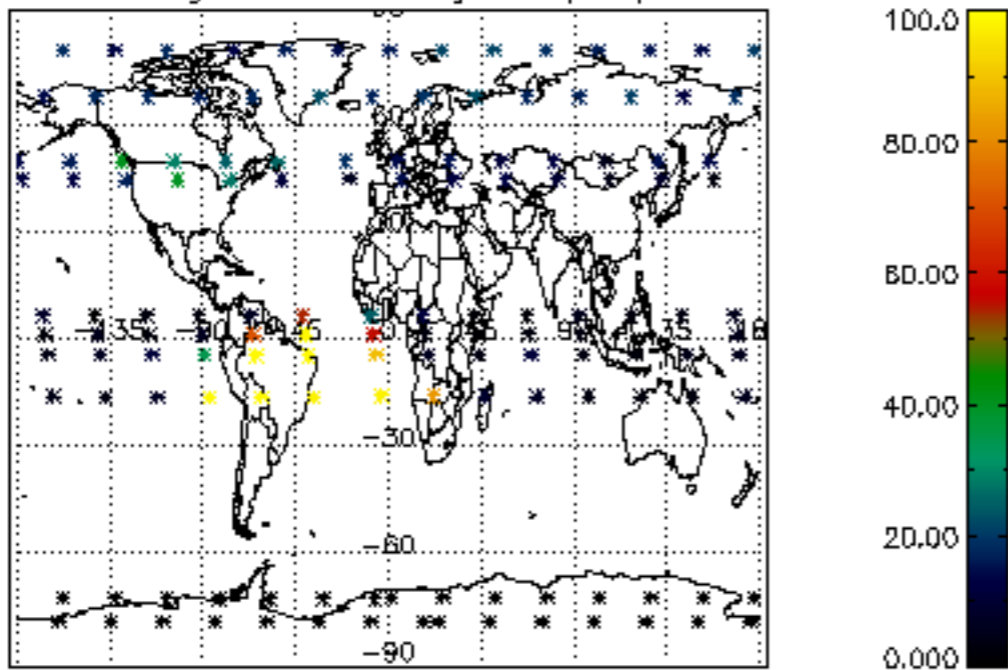
Percentage of flagged data per NO3 profile



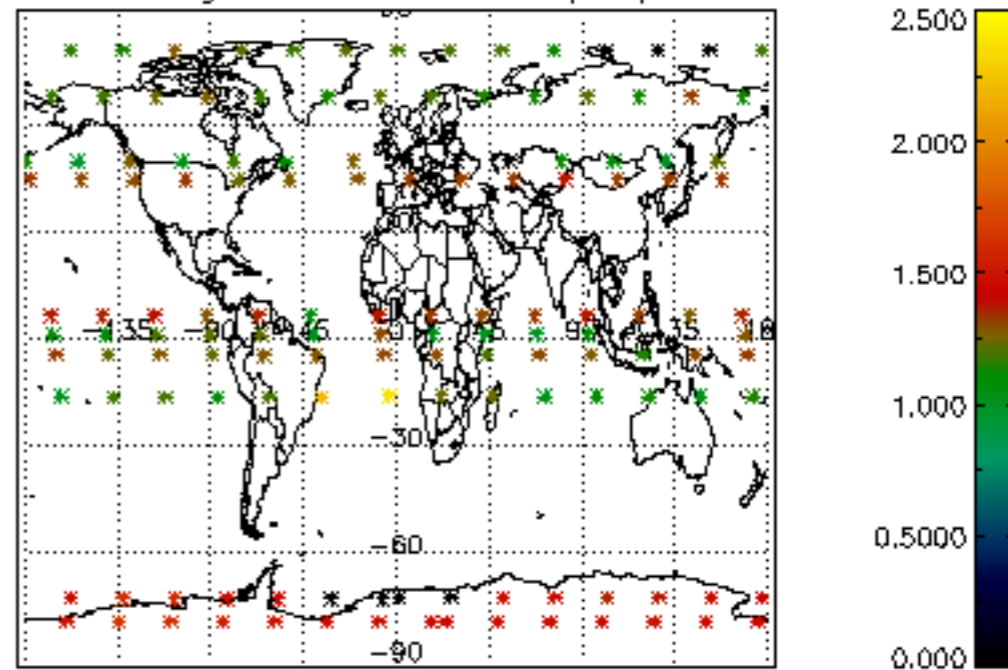




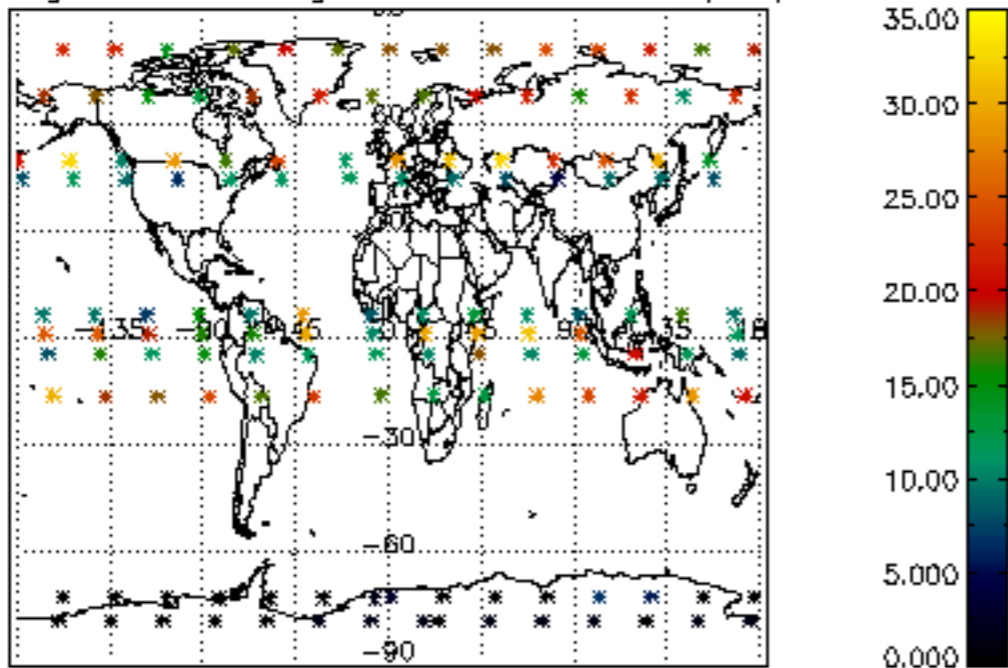
Percentage of cosmic ray hits per profile



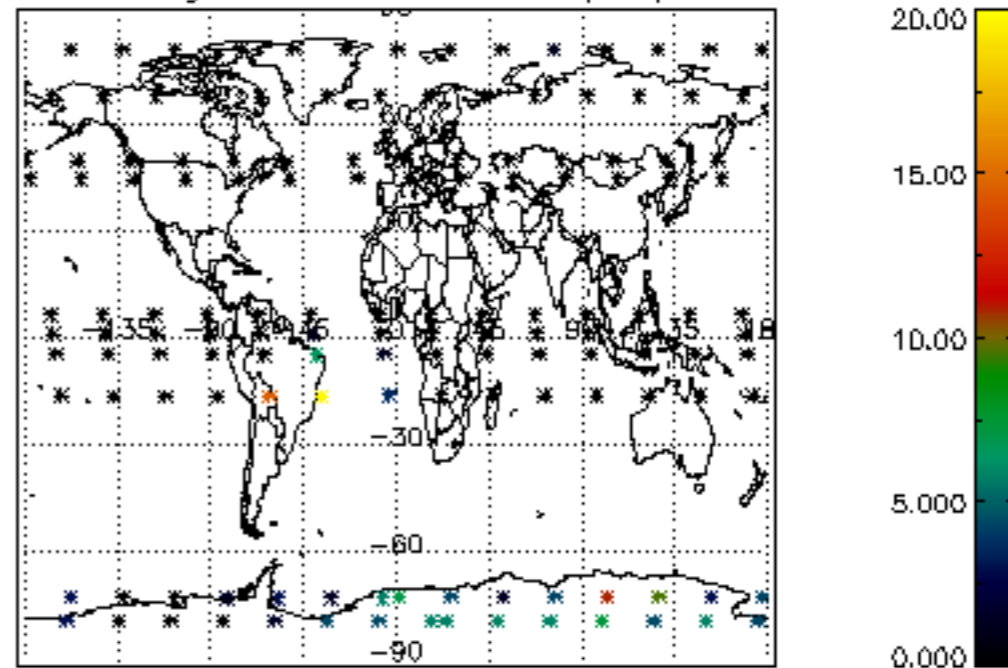
Percentage of datation errors per profile



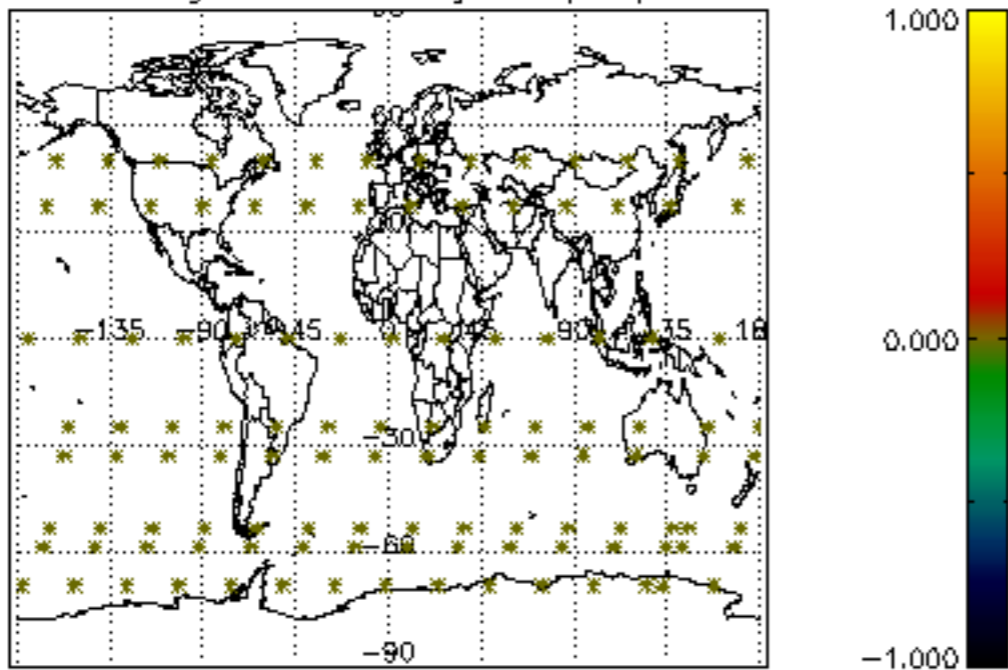
Percentage of star falling outside central band per profile



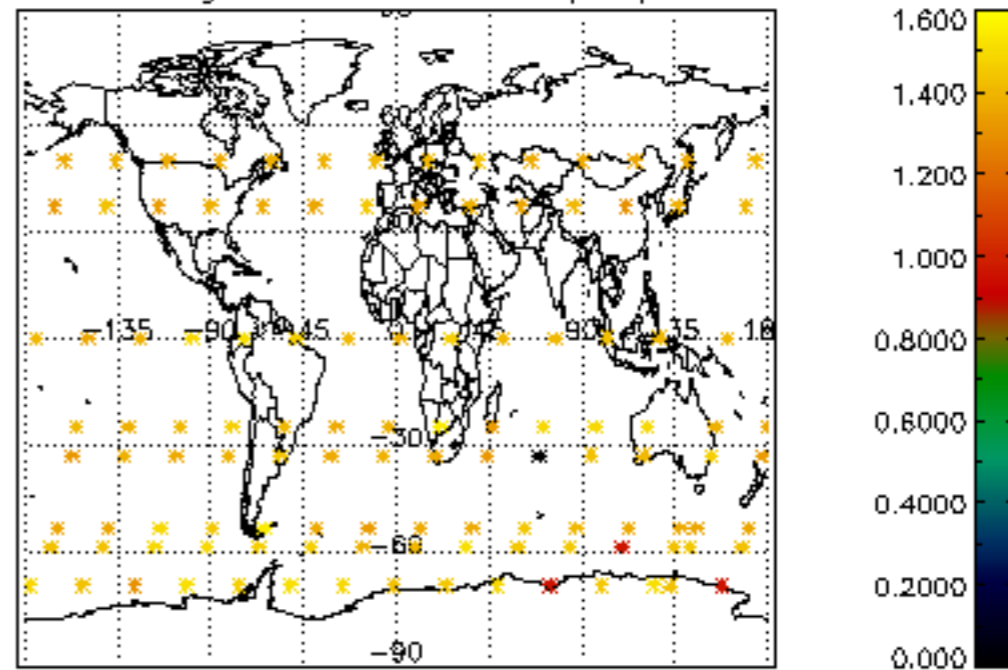
Percentage of saturation errors per profile



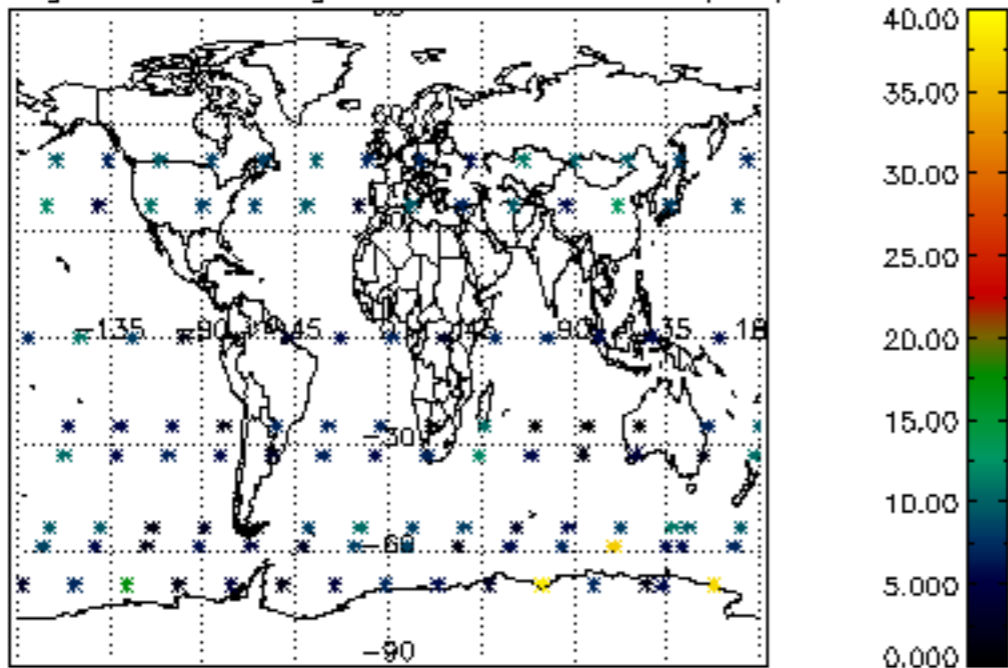
Percentage of cosmic ray hits per profile



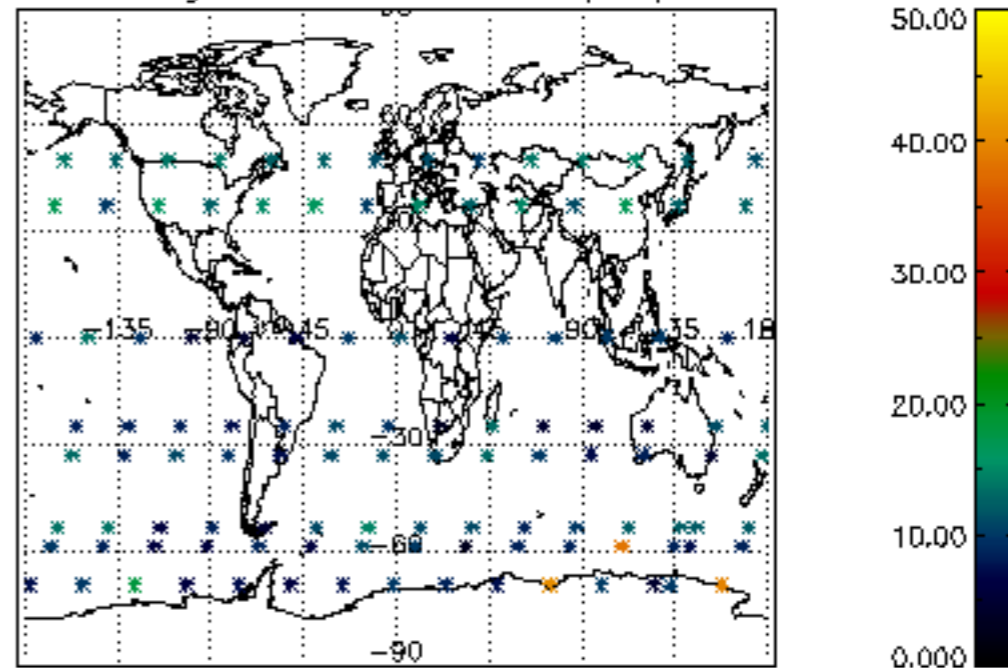
Percentage of datation errors per profile

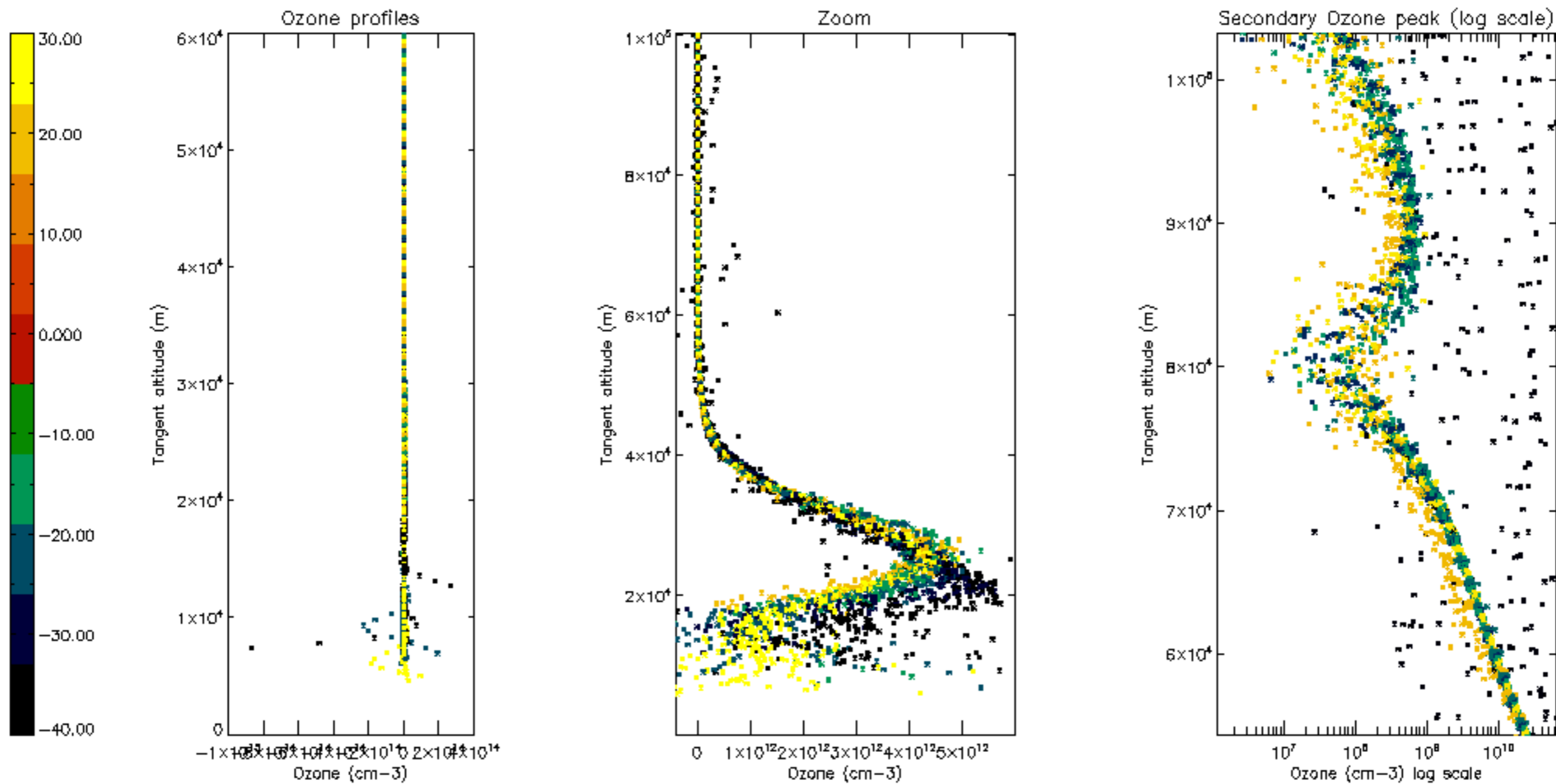


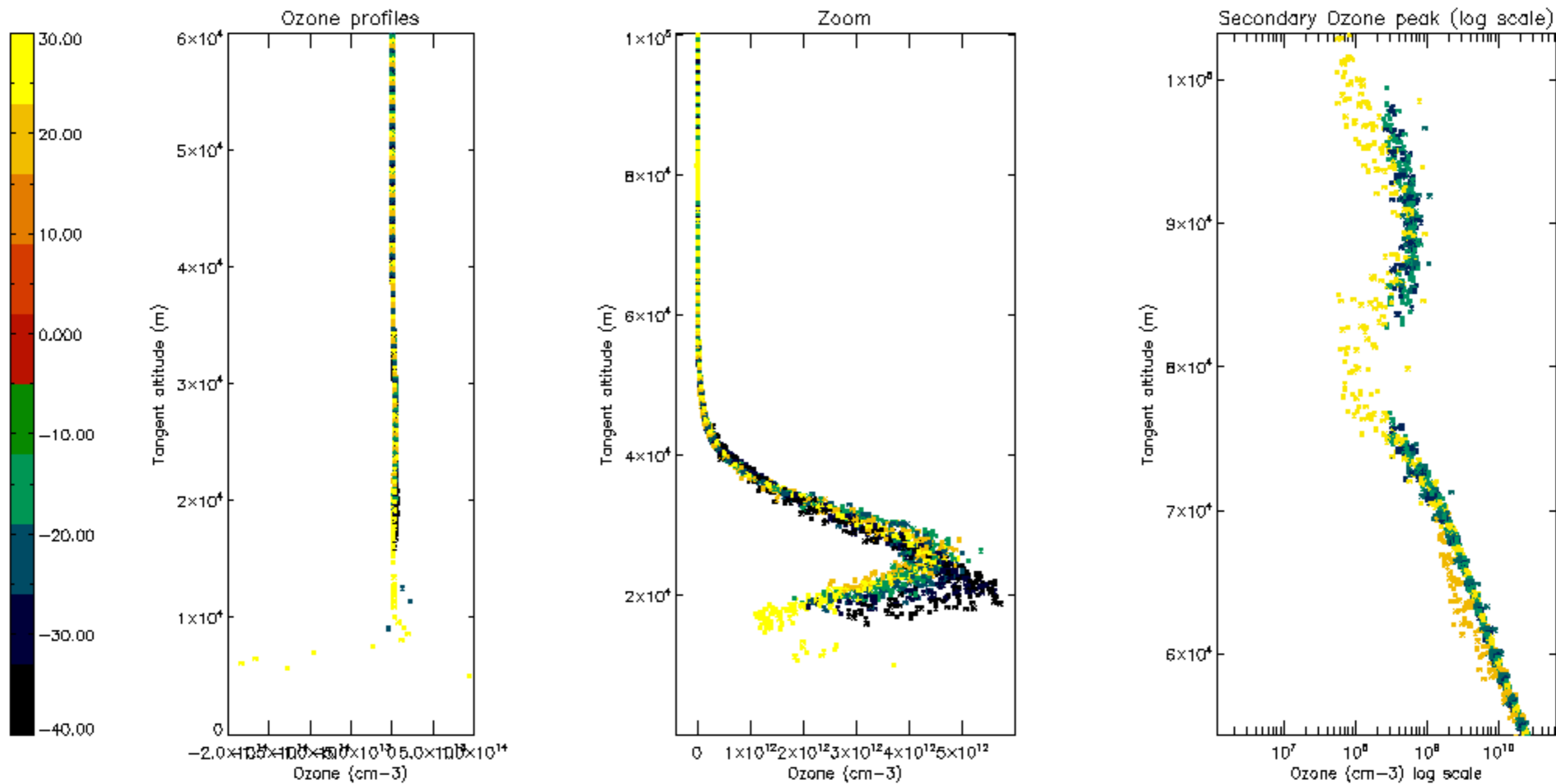
Percentage of star falling outside central band per profile

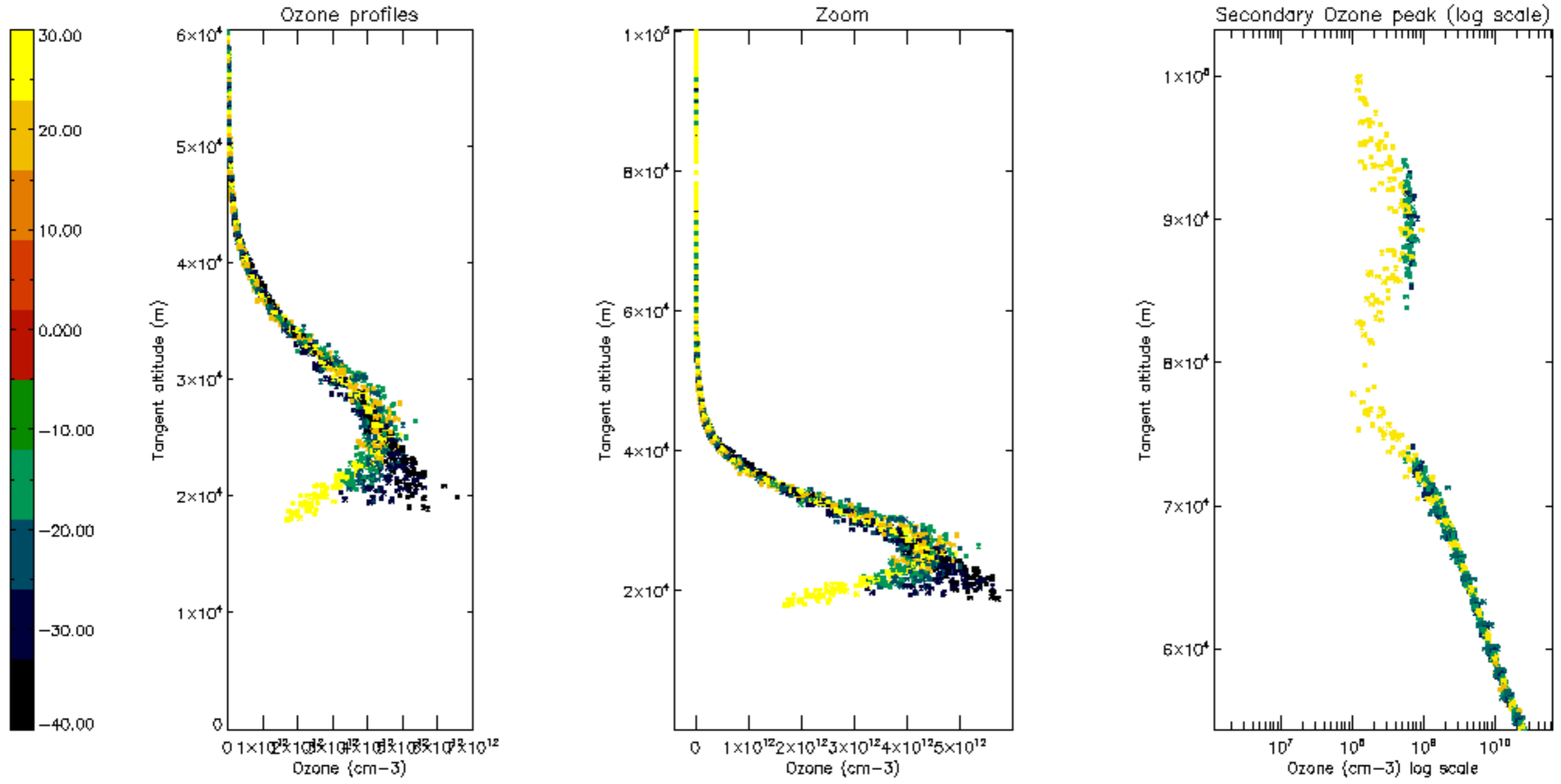


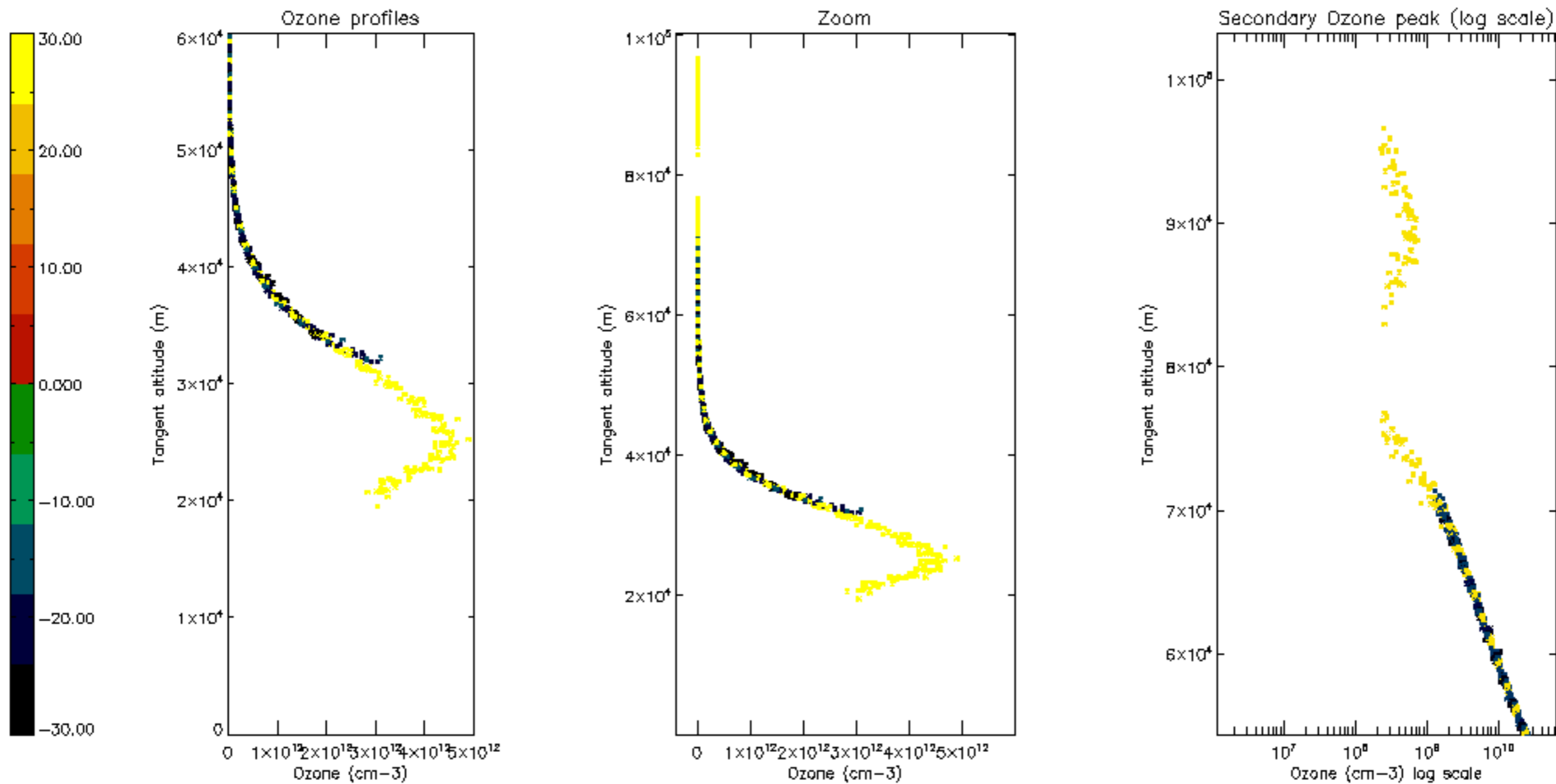
Percentage of saturation errors per profile

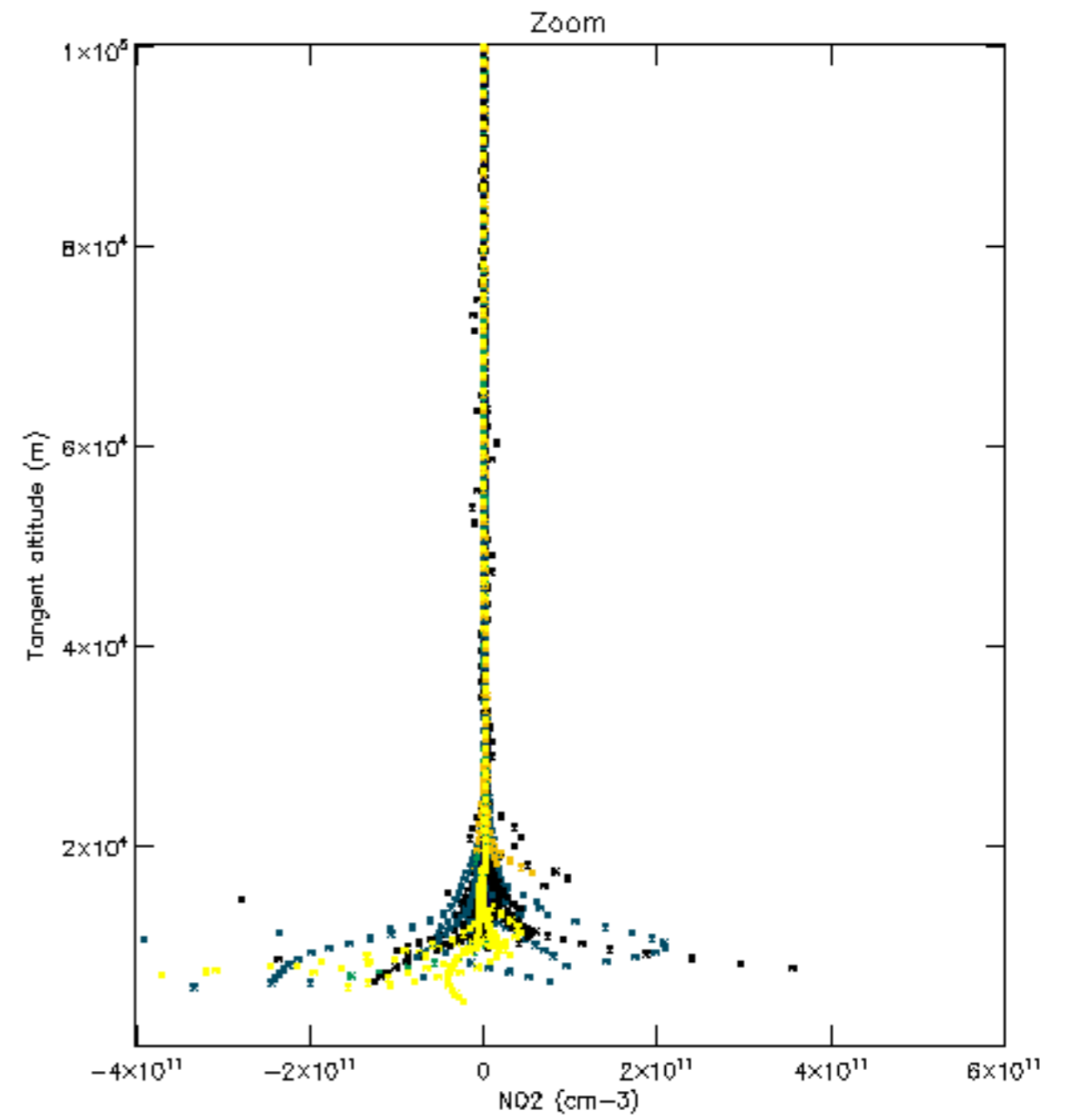
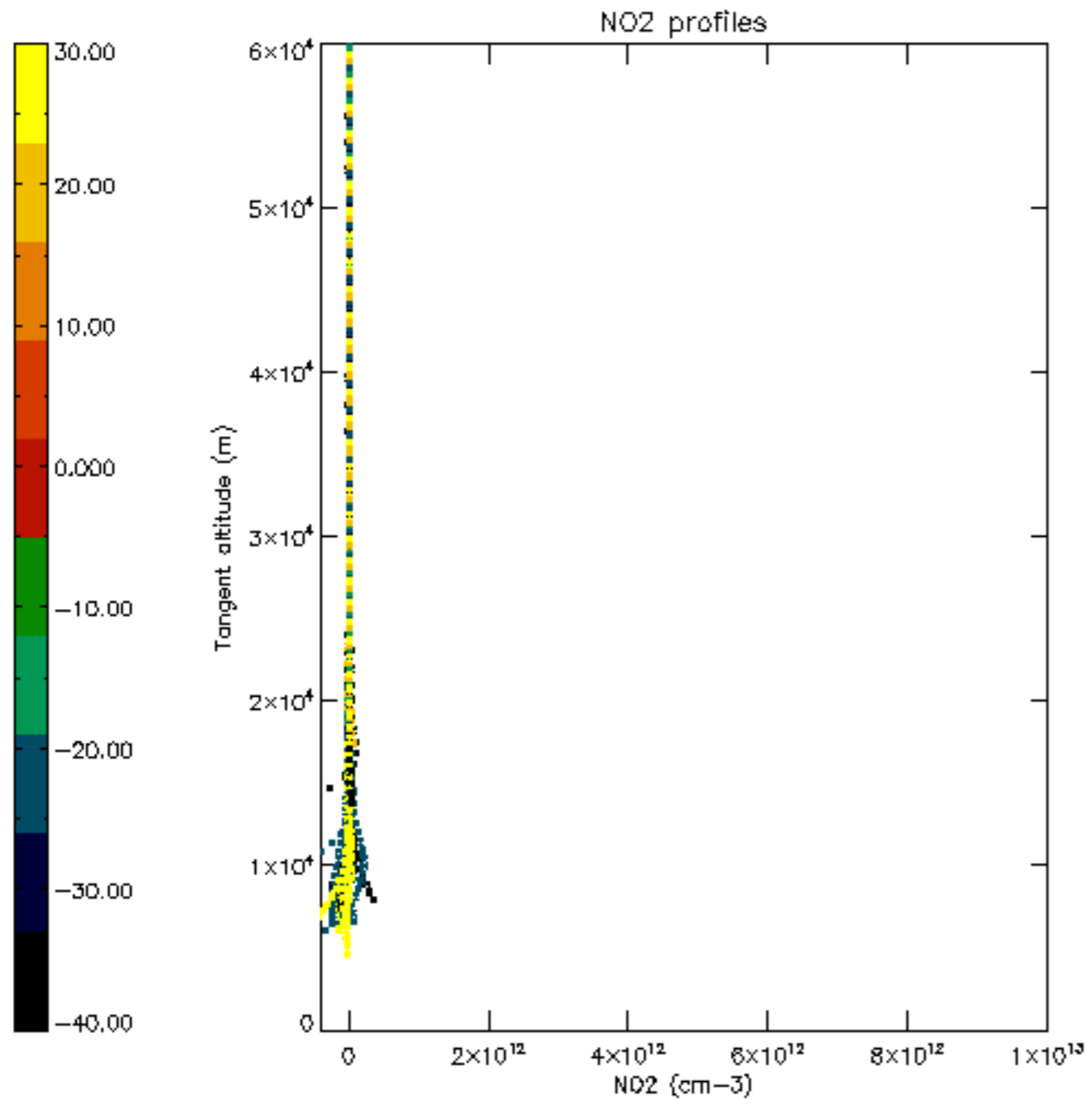


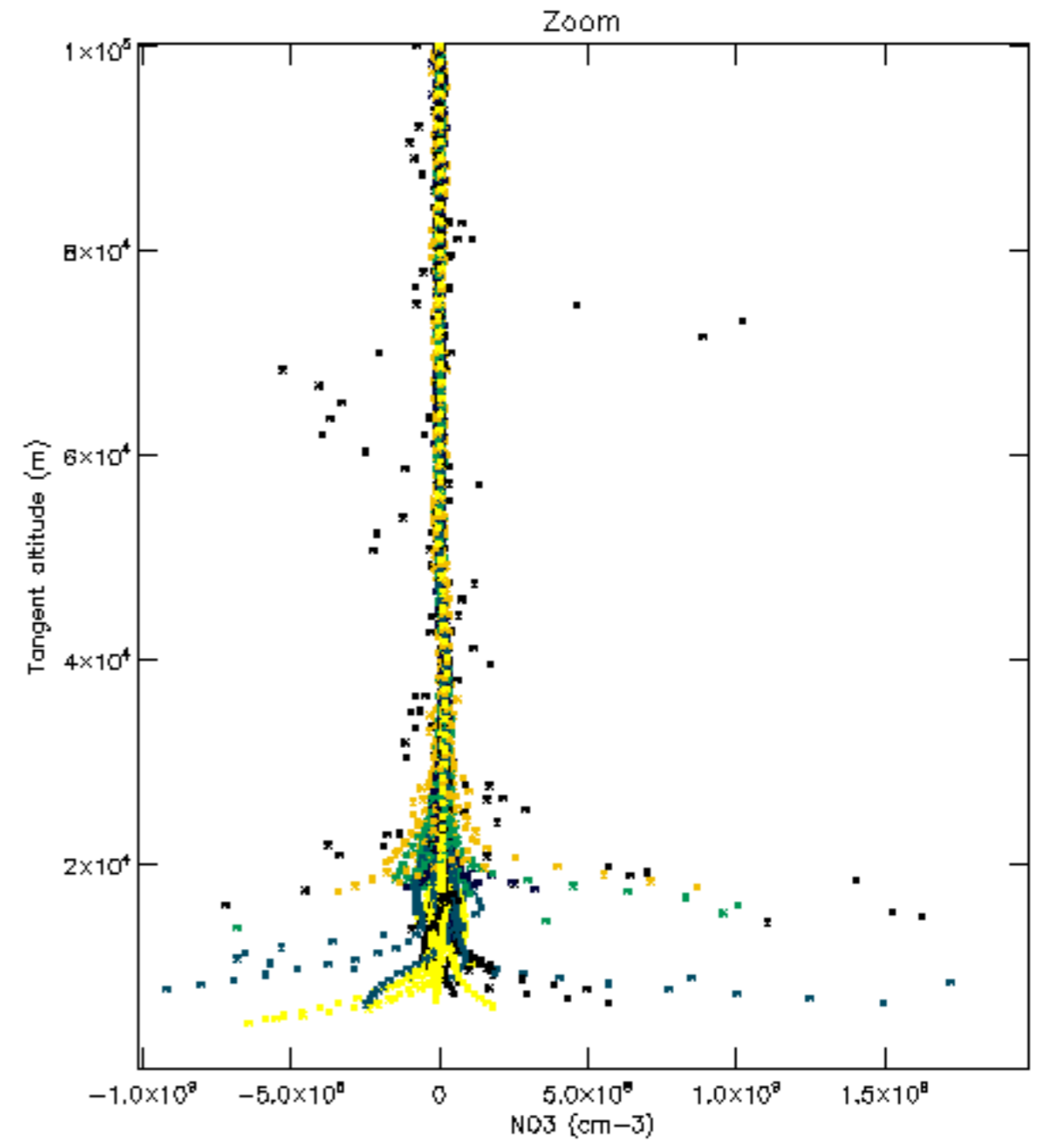
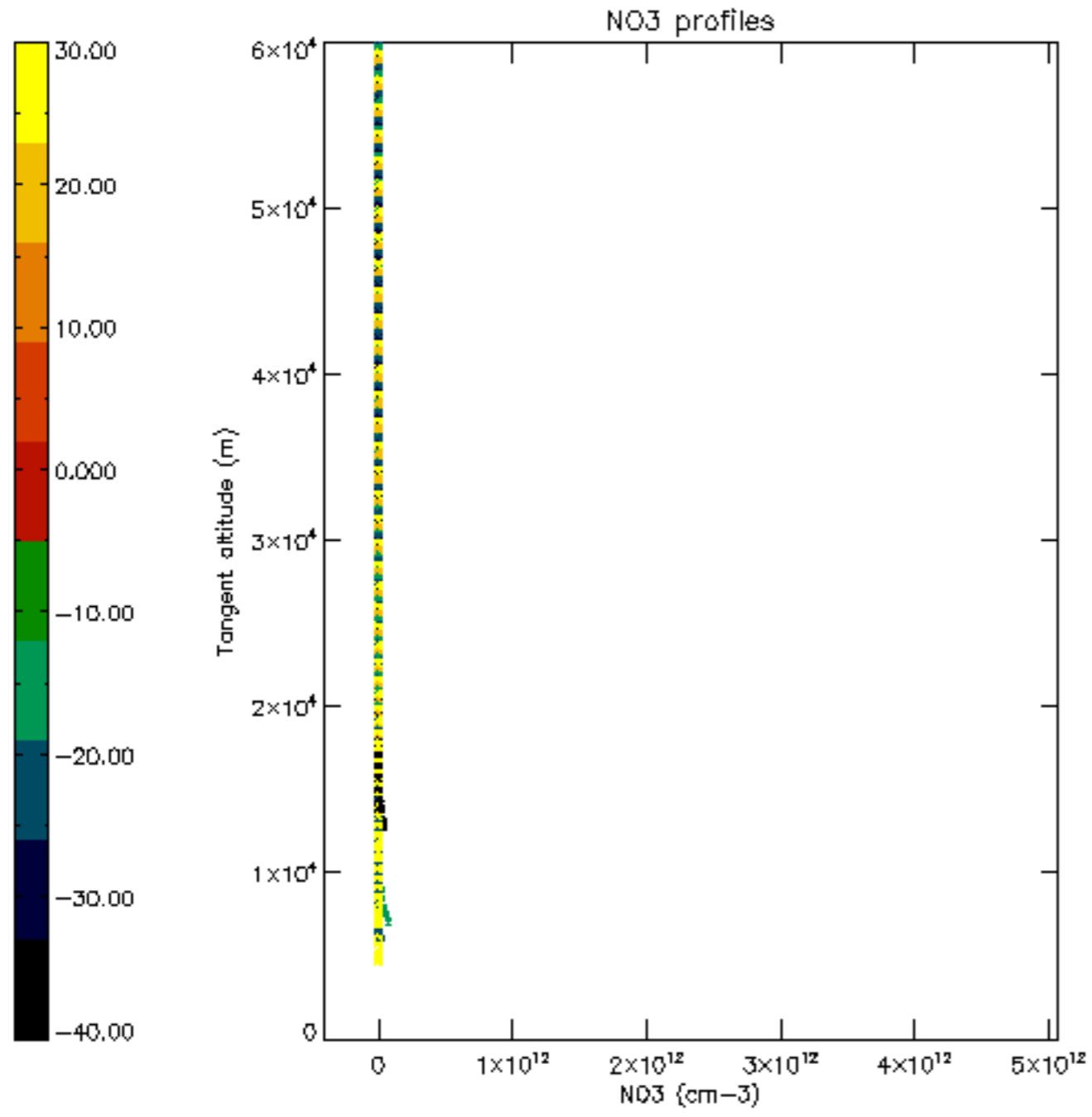


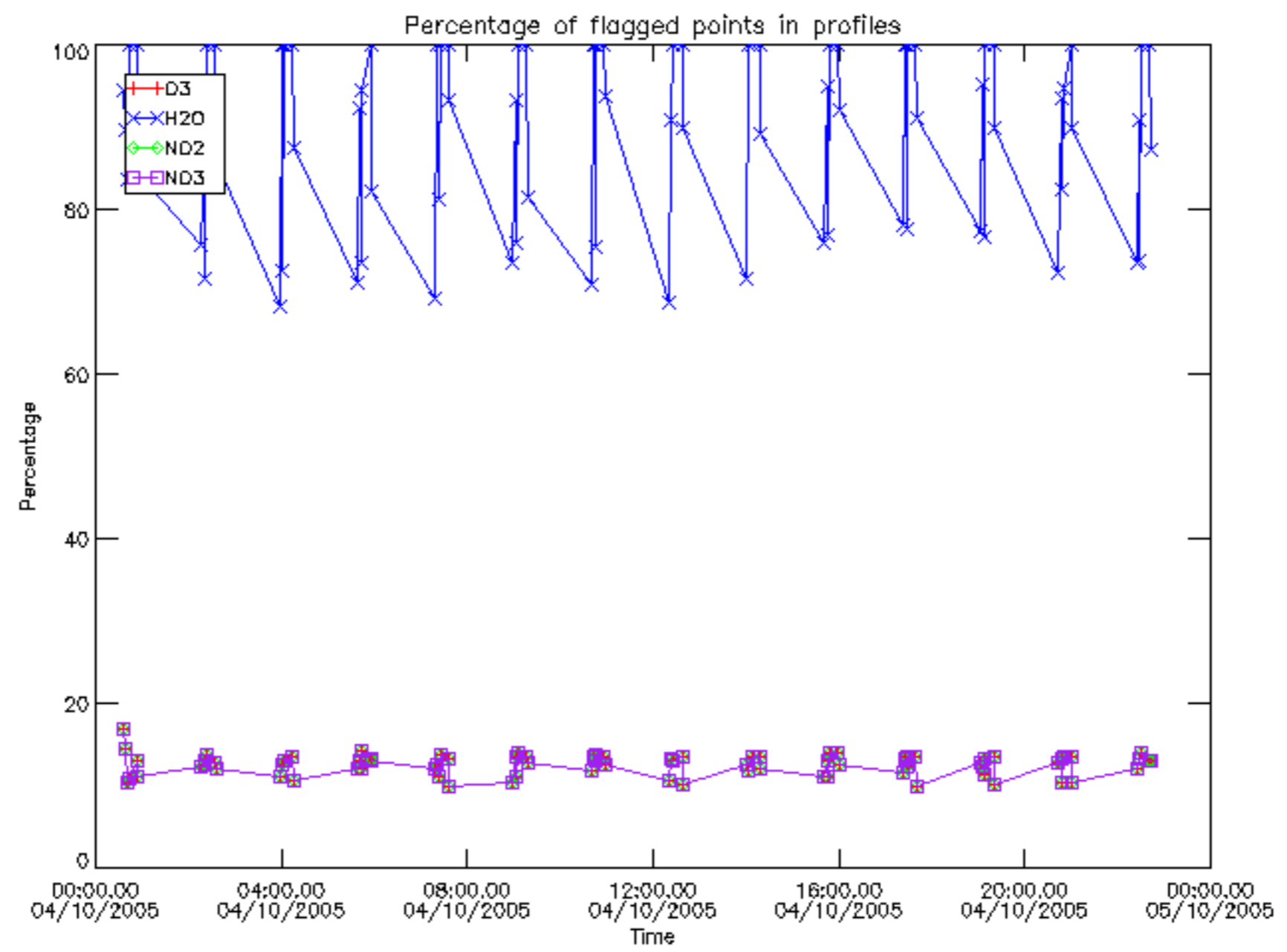




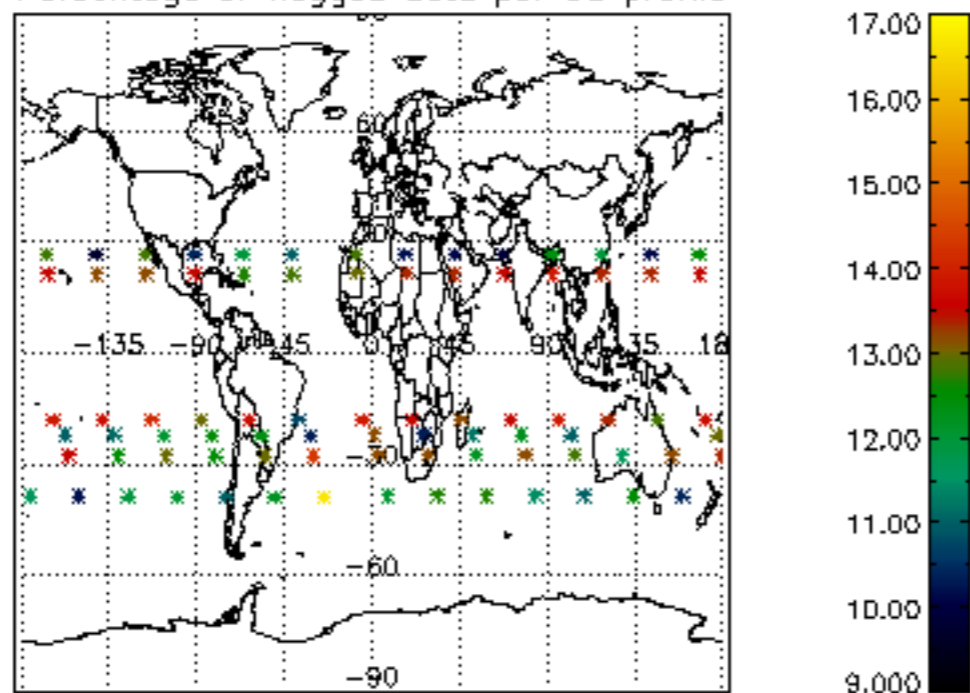




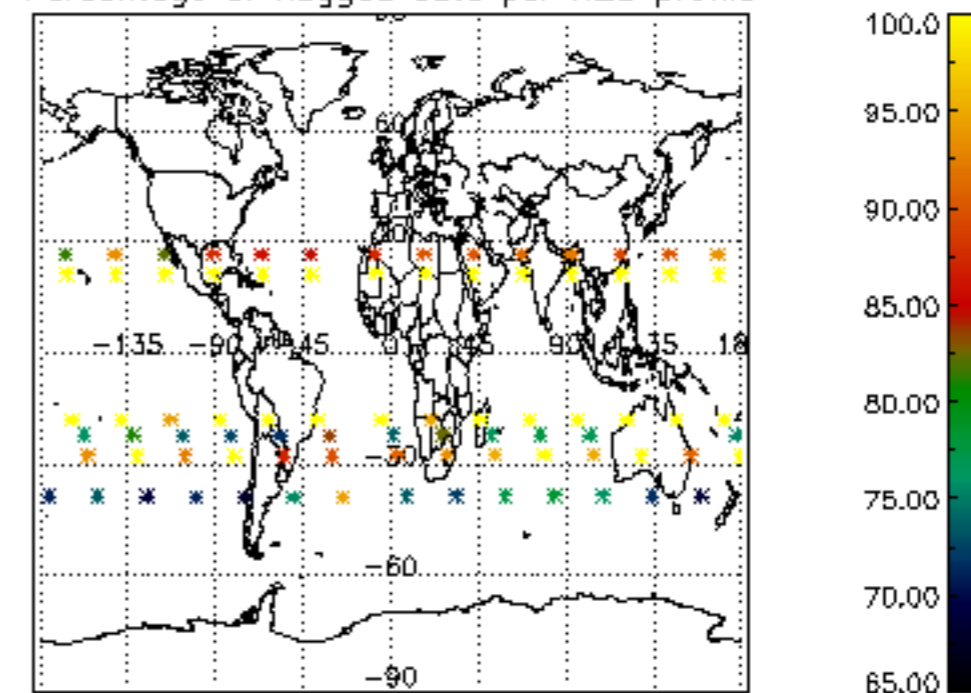




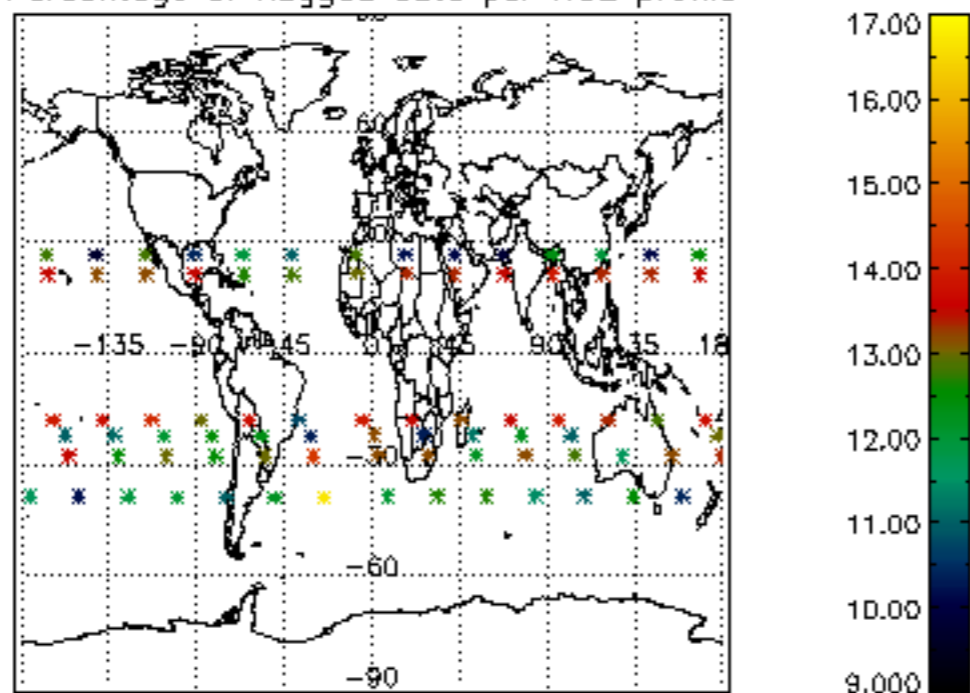
Percentage of flagged data per D3 profile



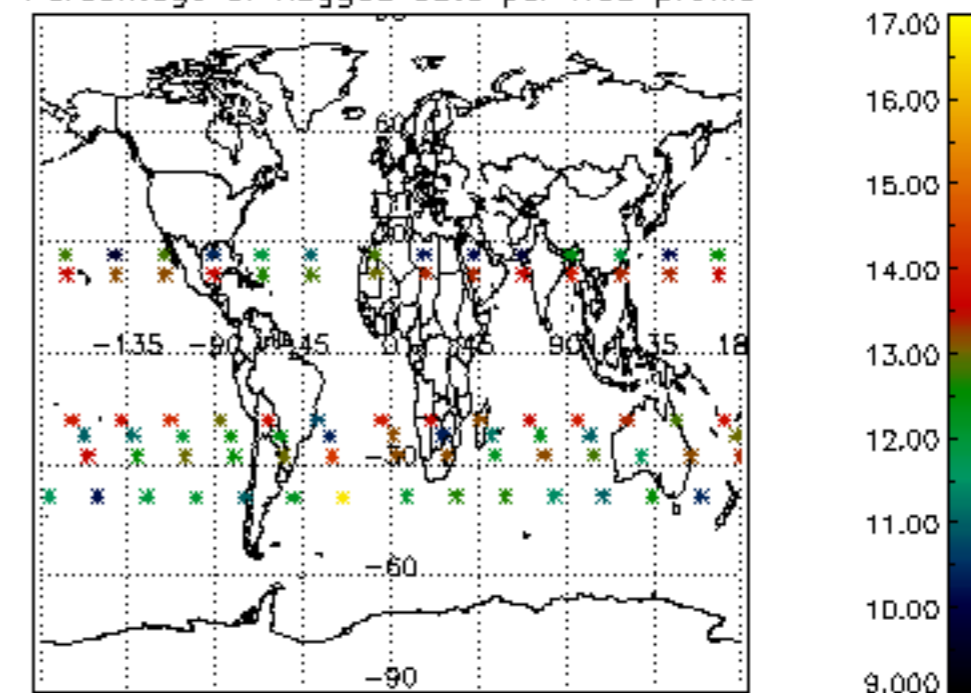
Percentage of flagged data per H2O profile

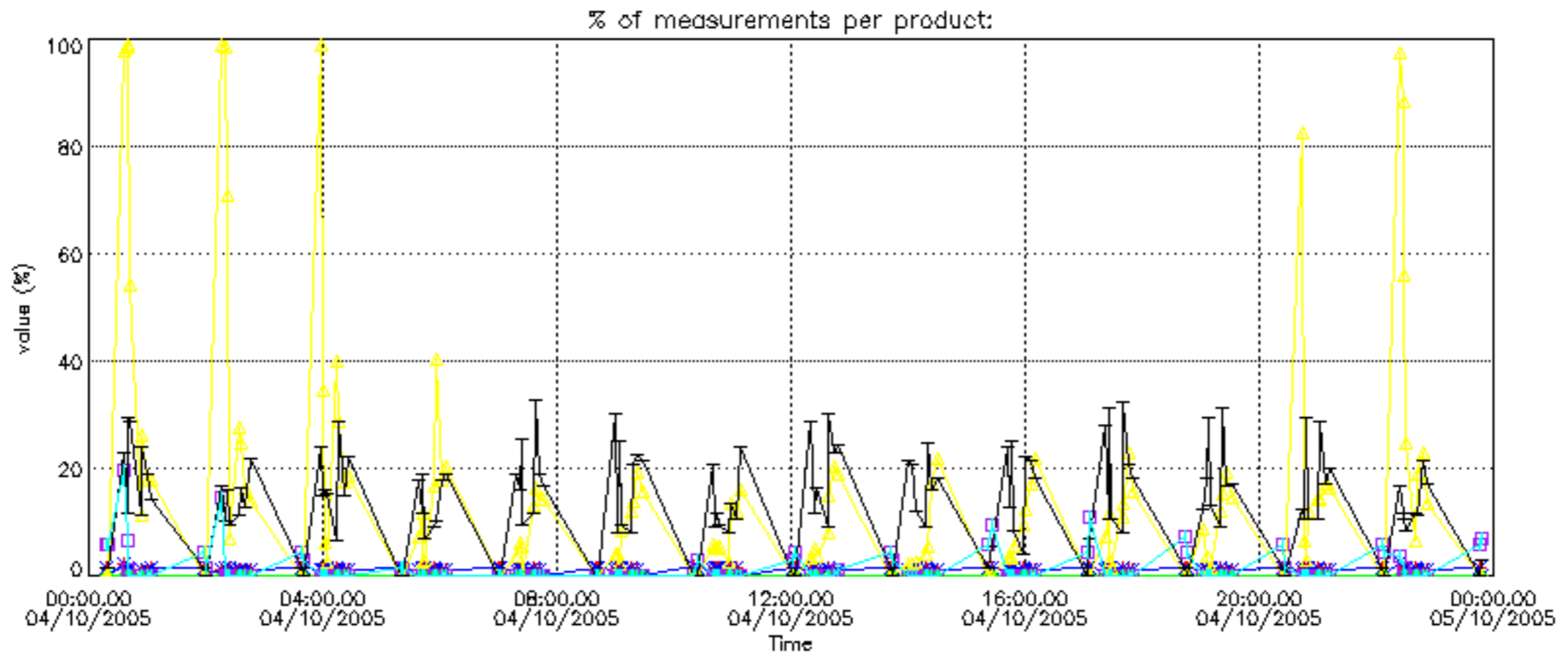


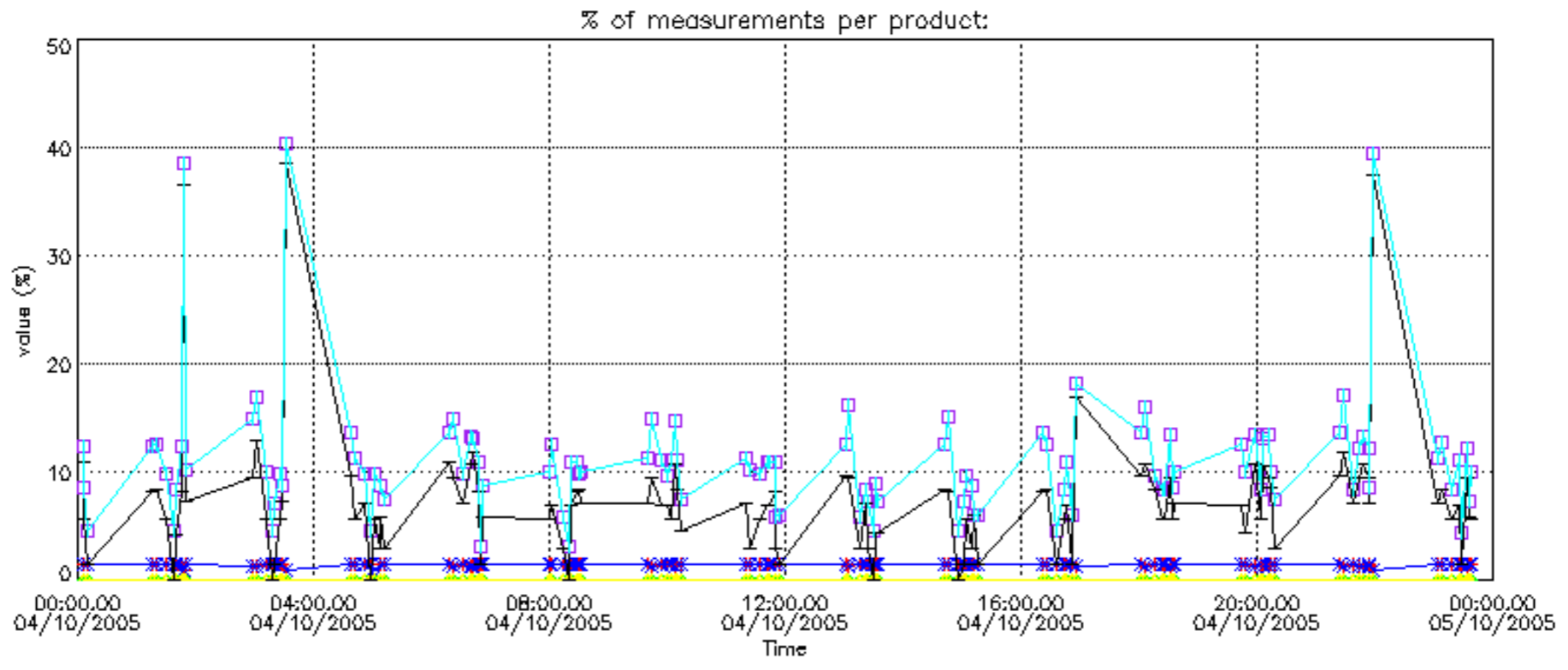
Percentage of flagged data per NO2 profile



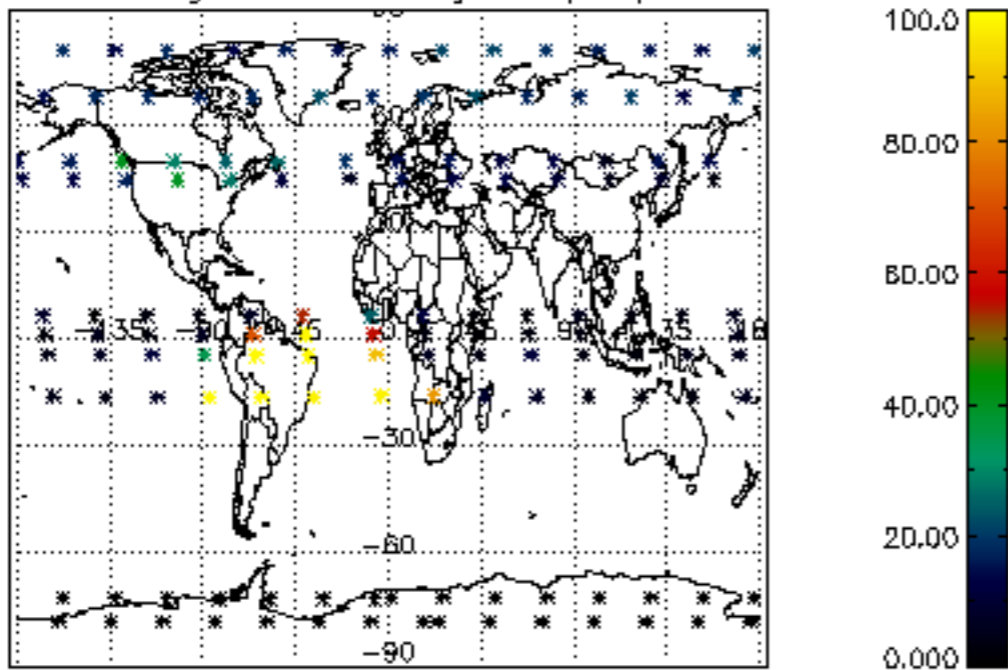
Percentage of flagged data per NO3 profile



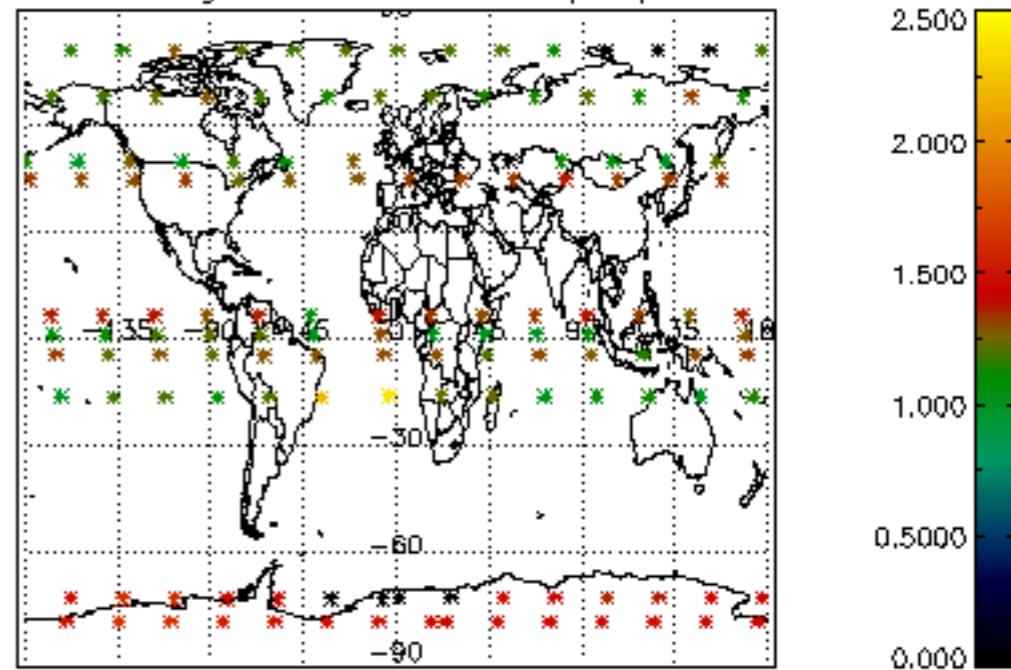




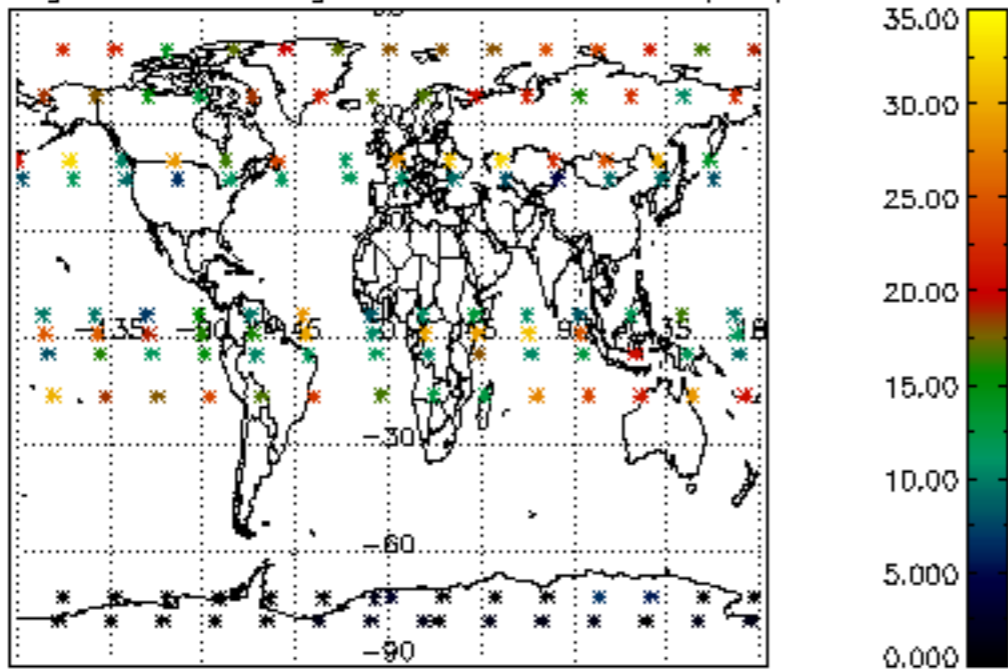
Percentage of cosmic ray hits per profile



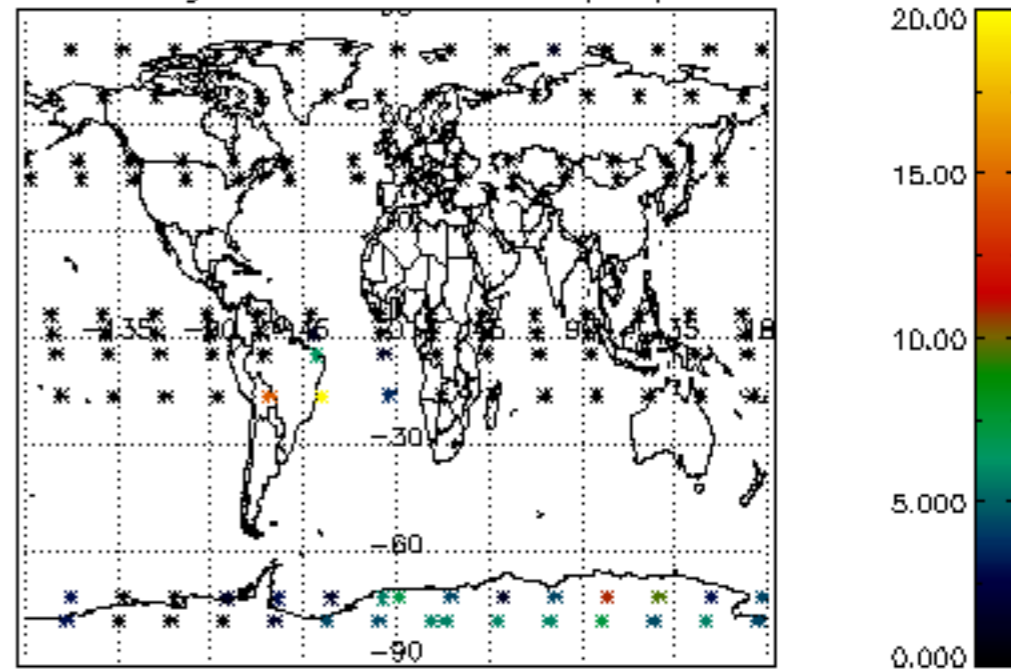
Percentage of datation errors per profile



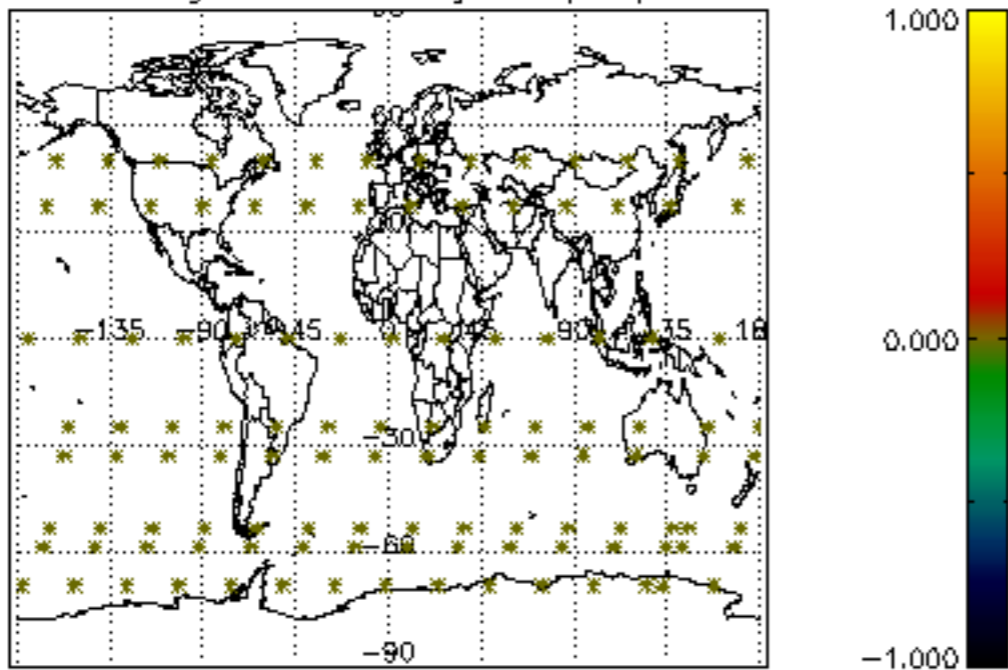
Percentage of star falling outside central band per profile



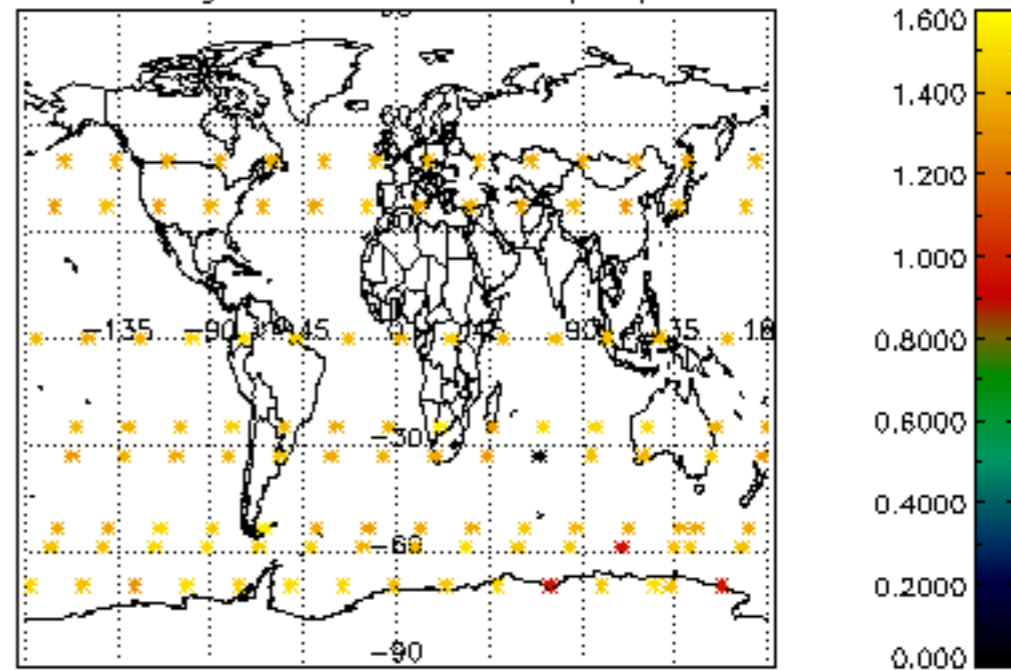
Percentage of saturation errors per profile



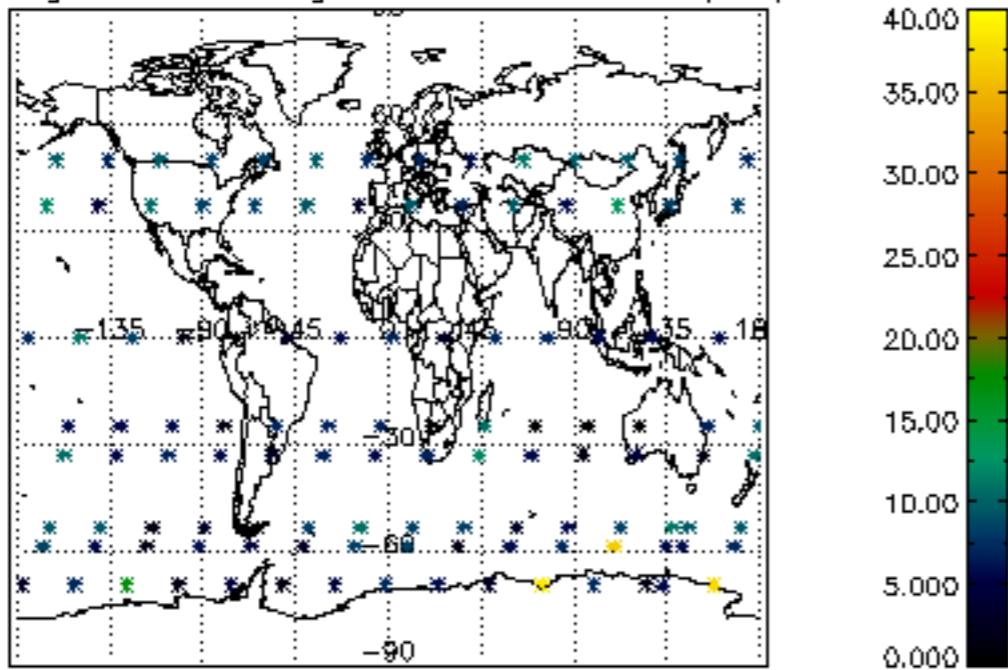
Percentage of cosmic ray hits per profile



Percentage of datation errors per profile



Percentage of star falling outside central band per profile



Percentage of saturation errors per profile

