

GOMOS Level 2 Daily Report

SUMMARY

[1. General Info](#)

[2. Summary of processed GOM_NL_2P products](#)

[3. Level 2 Quality information per product](#)

[3.1 Plot of level 2 quality information per product \(time dependant\)](#)

[3.2 Plot of level 2 quality information per product \(world map\)](#)

[4. Level 1 Quality information per product \(stored on level 2 products\)](#)

[4.1 Plot of level 1 quality information per product \(time dependant\)](#)

[4.1.1 Plot of level 1 quality information per product \(time dependant\): ASCENDING](#)

[4.1.2 Plot of level 1 quality information per product \(time dependant\): DESCENDING](#)

[4.2 Plot of level 1 quality information per product \(world map\)](#)

[4.2.1 Plot of level 1 quality information per product \(world map\): ASCENDING](#)

[4.2.2 Plot of level 1 quality information per product \(world map\): DESCENDING](#)

[5. Ozone profiles based on quality statistics and other trace gas profiles](#)

[5.1 Ozone statistics based on quality of products](#)

[5.2 Plot ozone profiles for all STD \(dark without errors\)](#)

[5.3 Plot ozone profiles where STD < 20% \(dark without errors\)](#)

[5.4. Plot ozone profiles where STD < 10% \(dark without errors\)](#)

[5.5. Plot ozone profiles where STD < 5% \(dark without errors\)](#)

[5.6 Plot NO2 profiles for all STD \(dark without errors\)](#)

[5.7 Plot NO3 profiles for all STD \(dark without errors\)](#)

[5.8 Plot H2O profiles \(only for occultations of stars 1,2,3,4,13,14,16,26,63 dark without errors\) for all STD](#)

[6. Auxiliary Data Files used for the production reported in section 2](#)

This report presents the daily analysis on parameters extracted from GOMOS level 2 data (GOM_NL__2P). It is intended to monitor some important parameters that will impact the quality of these products. A list of level 2 products (and content) that have arrived during the reporting day to the PCF is also given.

Item	Value
Time of report generation	18APR2013 11:22:44
Data source version	GOMOS/6.01
Start time of products	03-10-2005 (03OCT2005 00:00:00)
Stop time of products	04-10-2005 (04OCT2005 00:00:00)
Store outputs in DB	Yes
Nb of level 2 prods	242
Nb of prods with errors	0

2. Summary of processed GOM_NL__2P products.

Nr	Filename	UTC Start time	Limb	Duration	Star Id	Star Name	Star Mag	Star Temp	Nb Meas	Orbit	Prod. error
1	GOM_NL__2PRFIN20051003_011359_000000372041_00189_18780_7269.N1	03-OCT-2005 01:13:59	Dark	36.500	29	Bet Car	1.6720	10200.	73	18780	No
2	GOM_NL__2PRFIN20051003_012439_000000402041_00189_18780_7270.N1	03-OCT-2005 01:24:39	Dark	39.500	143	Alp Hyi	2.8570	7200.0	79	18780	No
3	GOM_NL__2PRFIN20051003_012606_000000502041_00189_18780_7271.N1	03-OCT-2005 01:26:06	Dark	50.000	9	Alp Eri	0.45300	24000.	100	18780	No
4	GOM_NL__2PRFIN20051003_013125_000000382041_00189_18780_7272.N1	03-OCT-2005 01:31:25	Straylight	37.500	84	Alp Phe	2.3970	4500.0	75	18780	No
5	GOM_NL__2PRFIN20051003_013601_000000402041_00189_18780_7273.N1	03-OCT-2005 01:36:01	Straylight	39.500	18	24Alp PsA	1.1660	9700.0	79	18780	No
6	GOM_NL__2PRFIN20051003_014825_000000362041_00189_18780_7274.N1	03-OCT-2005 01:48:25	Bright	35.500	90	54Alp Peg	2.4870	11000.	71	18780	No
7	GOM_NL__2PRFIN20051003_015202_000000362041_00189_18780_7275.N1	03-OCT-2005 01:52:02	Bright	36.000	93	53Bet Peg	2.5200	3100.0	72	18780	No
8	GOM_NL__2PRFIN20051003_020221_000000362041_00189_18780_7276.N1	03-OCT-2005 02:02:21	Bright	36.000	89	5Alp Cep	2.4510	8000.0	72	18780	No
9	GOM_NL__2PRFIN20051003_020923_000000332041_00189_18780_7277.N1	03-OCT-2005 02:09:23	Bright	33.000	49	1Alp UMi	1.9900	6300.0	66	18780	No
10	GOM_NL__2PRFIN20051003_021135_000000372041_00189_18780_7278.N1	03-OCT-2005 02:11:35	Bright	36.500	60	7Bet UMi	2.0810	3950.0	73	18780	No
11	GOM_NL__2PRFIN20051003_021724_000000362041_00189_18780_7279.N1	03-OCT-2005 02:17:24	Bright	35.500	36	50Alp UMa	1.8000	6300.0	71	18780	No
12	GOM_NL__2PRFIN20051003_021855_000000342041_00189_18780_7280.N1	03-OCT-2005 02:18:55	Bright	33.500	82	48Bet UMa	2.3650	10600.	67	18780	No
13	GOM_NL__2PRFIN20051003_022209_000000342041_00189_18780_7281.N1	03-OCT-2005 02:22:09	Bright	34.000	174	52Psi UMa	3.0040	4400.0	68	18780	No
14	GOM_NL__2PRFIN20051003_022932_000000342041_00189_18780_7282.N1	03-OCT-2005 02:29:32	Bright	33.500	51	41Gam1Leo	2.0100	4500.0	67	18780	No
15	GOM_NL__2PRFIN20051003_024809_000000452041_00189_18780_7283.N1	03-OCT-2005 02:48:09	Dark	45.000	65	Lam Vel	2.2040	4400.0	90	18780	No
16	GOM_NL__2PRFIN20051003_025126_000000382041_00189_18780_7284.N1	03-OCT-2005 02:51:26	Dark	38.000	46	Del Vel	1.9540	10600.	76	18780	No
17	GOM_NL__2PRFIN20051003_025301_000000482041_00190_18781_7269.N1	03-OCT-2005 02:53:01	Dark	48.000	41	Eps Car	1.8600	4100.0	96	18781	No
18	GOM_NL__2PRFIN20051003_025435_000000372041_00190_18781_7270.N1	03-OCT-2005 02:54:35	Dark	36.500	29	Bet Car	1.6720	10200.	73	18781	No
19	GOM_NL__2PRFIN20051003_030515_000000392041_00190_18781_7271.N1	03-OCT-2005 03:05:15	Dark	39.000	143	Alp Hyi	2.8570	7200.0	78	18781	No
20	GOM_NL__2PRFIN20051003_030643_000000452041_00190_18781_7272.N1	03-OCT-2005 03:06:43	Dark	44.500	9	Alp Eri	0.45300	24000.	89	18781	No
21	GOM_NL__2PRFIN20051003_031201_000000432041_00190_18781_7273.N1	03-OCT-2005 03:12:01	Straylight	43.000	84	Alp Phe	2.3970	4500.0	86	18781	No
22	GOM_NL__2PRFIN20051003_031637_000000392041_00190_18781_7274.N1	03-OCT-2005 03:16:37	Straylight	39.000	18	24Alp PsA	1.1660	9700.0	78	18781	No
23	GOM_NL__2PRFIN20051003_032901_000000362041_00190_18781_7275.N1	03-OCT-2005 03:29:01	Bright	35.500	90	54Alp Peg	2.4870	11000.	71	18781	No
24	GOM_NL__2PRFIN20051003_033238_000000382041_00190_18781_7276.N1	03-OCT-2005 03:32:38	Bright	37.500	93	53Bet Peg	2.5200	3100.0	75	18781	No
25	GOM_NL__2PRFIN20051003_034258_000000352041_00190_18781_7277.N1	03-OCT-2005 03:42:58	Bright	35.000	89	5Alp Cep	2.4510	8000.0	70	18781	No
26	GOM_NL__2PRFIN20051003_034959_000000342041_00190_18781_7278.N1	03-OCT-2005 03:49:59	Bright	34.000	49	1Alp UMi	1.9900	6300.0	68	18781	No
27	GOM_NL__2PRFIN20051003_035211_000000372041_00190_18781_7279.N1	03-OCT-2005 03:52:11	Bright	36.500	60	7Bet UMi	2.0810	3950.0	73	18781	No
28	GOM_NL__2PRFIN20051003_035800_000000352041_00190_18781_7280.N1	03-OCT-2005 03:58:00	Bright	35.000	36	50Alp UMa	1.8000	6300.0	70	18781	No
29	GOM_NL__2PRFIN20051003_035931_000000352041_00190_18781_7281.N1	03-OCT-2005 03:59:31	Bright	35.000	82	48Bet UMa	2.3650	10600.	70	18781	No
30	GOM_NL__2PRFIN20051003_040245_000000512041_00190_18781_7282.N1	03-OCT-2005 04:02:45	Bright	51.000	174	52Psi UMa	3.0040	4400.0	102	18781	No
31	GOM_NL__2PRFIN20051003_041008_000000332041_00190_18781_7283.N1	03-OCT-2005 04:10:08	Bright	33.000	51	41Gam1Leo	2.0100	4500.0	66	18781	No
32	GOM_NL__2PRFIN20051003_042846_000000462041_00190_18781_7284.N1	03-OCT-2005 04:28:46	Dark	45.500	65	Lam Vel	2.2040	4400.0	91	18781	No
33	GOM_NL__2PRFIN20051003_043202_000000392041_00190_18781_7285.N1	03-OCT-2005 04:32:02	Dark	38.500	46	Del Vel	1.9540	10600.	77	18781	No
34	GOM_NL__2PRFIN20051003_043338_000000502041_00191_18782_7269.N1	03-OCT-2005 04:33:38	Dark	49.500	41	Eps Car	1.8600	4100.0	99	18782	No
35	GOM_NL__2PRFIN20051003_043511_000000372041_00191_18782_7270.N1	03-OCT-2005 04:35:11	Dark	36.500	29	Bet Car	1.6720	10200.	73	18782	No
36	GOM_NL__2PRFIN20051003_044551_000000392041_00191_18782_7271.N1	03-OCT-2005 04:45:51	Dark	38.500	143	Alp Hyi	2.8570	7200.0	77	18782	No
37	GOM_NL__2PRFIN20051003_044719_000000412041_00191_18782_7272.N1	03-OCT-2005 04:47:19	Dark	40.500	9	Alp Eri	0.45300	24000.	81	18782	No
38	GOM_NL__2PRFIN20051003_045237_000000412041_00191_18782_7273.N1	03-OCT-2005 04:52:37	Straylight	40.500	84	Alp Phe	2.3970	4500.0	81	18782	No
39	GOM_NL__2PRFIN20051003_045713_000000442041_00191_18782_7274.N1	03-OCT-2005 04:57:13	Straylight	43.500	18	24Alp PsA	1.1660	9700.0	87	18782	No
40	GOM_NL__2PRFIN20051003_050937_000000362041_00191_18782_7275.N1	03-OCT-2005 05:09:37	Bright	35.500	90	54Alp Peg	2.4870	11000.	71	18782	No
41	GOM_NL__2PRFIN20051003_051314_000000352041_00191_18782_7276.N1	03-OCT-2005 05:13:14	Bright	35.000	93	53Bet Peg	2.5200	3100.0	70	18782	No
42	GOM_NL__2PRFIN20051003_052334_000000362041_00191_18782_7277.N1	03-OCT-2005 05:23:34	Bright	35.500	89	5Alp Cep	2.4510	8000.0	71	18782	No

43	GOM_NL__2PRFIN20051003_053035_000000362041_00191_18782_7278.N1	03-OCT-2005 05:30:35	Bright	35.500	49	1Alp UMi	1.9900	6300.0	71	18782	No
44	GOM_NL__2PRFIN20051003_053248_000000362041_00191_18782_7279.N1	03-OCT-2005 05:32:48	Bright	35.500	60	7Bet UMi	2.0810	3950.0	71	18782	No
45	GOM_NL__2PRFIN20051003_053836_000000382041_00191_18782_7280.N1	03-OCT-2005 05:38:36	Bright	37.500	36	50Alp UMa	1.8000	6300.0	75	18782	No
46	GOM_NL__2PRFIN20051003_054007_000000362041_00191_18782_7281.N1	03-OCT-2005 05:40:07	Bright	35.500	82	48Bet UMa	2.3650	10600.	71	18782	No
47	GOM_NL__2PRFIN20051003_054321_000000342041_00191_18782_7282.N1	03-OCT-2005 05:43:21	Bright	33.500	174	52Psi UMa	3.0040	4400.0	67	18782	No
48	GOM_NL__2PRFIN20051003_055044_000000332041_00191_18782_7283.N1	03-OCT-2005 05:50:44	Bright	33.000	51	41Gam1Leo	2.0100	4500.0	66	18782	No
49	GOM_NL__2PRFIN20051003_055306_000000332041_00191_18782_7284.N1	03-OCT-2005 05:53:06	Bright	32.500	22	32Alp Leo	1.3600	15200.	65	18782	No
50	GOM_NL__2PRFIN20051003_060922_000000412041_00191_18782_7285.N1	03-OCT-2005 06:09:22	Dark	41.000	65	Lam Vel	2.2040	4400.0	82	18782	No
51	GOM_NL__2PRFIN20051003_061239_000000432041_00191_18782_7286.N1	03-OCT-2005 06:12:39	Dark	43.000	46	Del Vel	1.9540	10600.	86	18782	No
52	GOM_NL__2PRFIN20051003_061414_000000442041_00192_18783_7269.N1	03-OCT-2005 06:14:14	Dark	44.000	41	Eps Car	1.8600	4100.0	88	18783	No
53	GOM_NL__2PRFIN20051003_061548_000000402041_00192_18783_7270.N1	03-OCT-2005 06:15:48	Dark	39.500	29	Bet Car	1.6720	10200.	79	18783	No
54	GOM_NL__2PRFIN20051003_062628_000000382041_00192_18783_7271.N1	03-OCT-2005 06:26:28	Dark	37.500	143	Alp Hyi	2.8570	7200.0	75	18783	No
55	GOM_NL__2PRFIN20051003_062755_000000502041_00192_18783_7272.N1	03-OCT-2005 06:27:55	Dark	50.000	9	Alp Eri	0.45300	24000.	100	18783	No
56	GOM_NL__2PRFIN20051003_063314_000000452041_00192_18783_7273.N1	03-OCT-2005 06:33:14	Straylight	45.000	84	Alp Phe	2.3970	4500.0	90	18783	No
57	GOM_NL__2PRFIN20051003_063750_000000452041_00192_18783_7274.N1	03-OCT-2005 06:37:50	Straylight	45.000	18	24Alp PsA	1.1660	9700.0	90	18783	No
58	GOM_NL__2PRFIN20051003_065013_000000372041_00192_18783_7275.N1	03-OCT-2005 06:50:13	Bright	37.000	90	54Alp Peg	2.4870	11000.	74	18783	No
59	GOM_NL__2PRFIN20051003_065350_000000382041_00192_18783_7276.N1	03-OCT-2005 06:53:50	Bright	38.000	93	53Bet Peg	2.5200	3100.0	76	18783	No
60	GOM_NL__2PRFIN20051003_070410_000000352041_00192_18783_7277.N1	03-OCT-2005 07:04:10	Bright	35.000	89	5Alp Cep	2.4510	8000.0	70	18783	No
61	GOM_NL__2PRFIN20051003_071111_000000362041_00192_18783_7278.N1	03-OCT-2005 07:11:11	Bright	36.000	49	1Alp UMi	1.9900	6300.0	72	18783	No
62	GOM_NL__2PRFIN20051003_071324_000000372041_00192_18783_7279.N1	03-OCT-2005 07:13:24	Bright	36.500	60	7Bet UMi	2.0810	3950.0	73	18783	No
63	GOM_NL__2PRFIN20051003_071912_000000382041_00192_18783_7280.N1	03-OCT-2005 07:19:12	Bright	37.500	36	50Alp UMa	1.8000	6300.0	75	18783	No
64	GOM_NL__2PRFIN20051003_072043_000000342041_00192_18783_7281.N1	03-OCT-2005 07:20:43	Bright	34.000	82	48Bet UMa	2.3650	10600.	68	18783	No
65	GOM_NL__2PRFIN20051003_072357_000000332041_00192_18783_7282.N1	03-OCT-2005 07:23:57	Bright	33.000	174	52Psi UMa	3.0040	4400.0	66	18783	No
66	GOM_NL__2PRFIN20051003_073120_000000322041_00192_18783_7283.N1	03-OCT-2005 07:31:20	Bright	32.000	51	41Gam1Leo	2.0100	4500.0	64	18783	No
67	GOM_NL__2PRFIN20051003_073342_000000322041_00192_18783_7284.N1	03-OCT-2005 07:33:42	Bright	31.500	22	32Alp Leo	1.3600	15200.	63	18783	No
68	GOM_NL__2PRFIN20051003_074958_000000442041_00192_18783_7285.N1	03-OCT-2005 07:49:58	Dark	44.000	65	Lam Vel	2.2040	4400.0	88	18783	No
69	GOM_NL__2PRFIN20051003_075315_000000392041_00192_18783_7286.N1	03-OCT-2005 07:53:15	Dark	39.000	46	Del Vel	1.9540	10600.	78	18783	No
70	GOM_NL__2PRFIN20051003_075451_000000392041_00193_18784_7269.N1	03-OCT-2005 07:54:51	Dark	39.000	41	Eps Car	1.8600	4100.0	78	18784	No
71	GOM_NL__2PRFIN20051003_075624_000000372041_00193_18784_7270.N1	03-OCT-2005 07:56:24	Dark	37.000	29	Bet Car	1.6720	10200.	74	18784	No
72	GOM_NL__2PRFIN20051003_080704_000000392041_00193_18784_7271.N1	03-OCT-2005 08:07:04	Dark	39.000	143	Alp Hyi	2.8570	7200.0	78	18784	No
73	GOM_NL__2PRFIN20051003_080832_000000462041_00193_18784_7272.N1	03-OCT-2005 08:08:32	Dark	46.000	9	Alp Eri	0.45300	24000.	92	18784	No
74	GOM_NL__2PRFIN20051003_081350_000000432041_00193_18784_7273.N1	03-OCT-2005 08:13:50	Straylight	42.500	84	Alp Phe	2.3970	4500.0	85	18784	No
75	GOM_NL__2PRFIN20051003_081826_000000412041_00193_18784_7274.N1	03-OCT-2005 08:18:26	Straylight	41.000	18	24Alp PsA	1.1660	9700.0	82	18784	No
76	GOM_NL__2PRFIN20051003_083049_000000362041_00193_18784_7275.N1	03-OCT-2005 08:30:49	Bright	36.000	90	54Alp Peg	2.4870	11000.	72	18784	No
77	GOM_NL__2PRFIN20051003_083426_000000372041_00193_18784_7276.N1	03-OCT-2005 08:34:26	Bright	36.500	93	53Bet Peg	2.5200	3100.0	73	18784	No
78	GOM_NL__2PRFIN20051003_084446_000000362041_00193_18784_7277.N1	03-OCT-2005 08:44:46	Bright	35.500	89	5Alp Cep	2.4510	8000.0	71	18784	No
79	GOM_NL__2PRFIN20051003_085147_000000362041_00193_18784_7278.N1	03-OCT-2005 08:51:47	Bright	35.500	49	1Alp UMi	1.9900	6300.0	71	18784	No
80	GOM_NL__2PRFIN20051003_085400_000000352041_00193_18784_7279.N1	03-OCT-2005 08:54:00	Bright	34.500	60	7Bet UMi	2.0810	3950.0	69	18784	No
81	GOM_NL__2PRFIN20051003_085948_000000352041_00193_18784_7280.N1	03-OCT-2005 08:59:48	Bright	35.000	36	50Alp UMa	1.8000	6300.0	70	18784	No
82	GOM_NL__2PRFIN20051003_090119_000000352041_00193_18784_7281.N1	03-OCT-2005 09:01:19	Bright	35.000	82	48Bet UMa	2.3650	10600.	70	18784	No
83	GOM_NL__2PRFIN20051003_090433_000000352041_00193_18784_7282.N1	03-OCT-2005 09:04:33	Bright	34.500	174	52Psi UMa	3.0040	4400.0	69	18784	No
84	GOM_NL__2PRFIN20051003_091156_000000322041_00193_18784_7283.N1	03-OCT-2005 09:11:56	Bright	32.000	51	41Gam1Leo	2.0100	4500.0	64	18784	No
85	GOM_NL__2PRFIN20051003_091419_000000322041_00193_18784_7284.N1	03-OCT-2005 09:14:19	Bright	32.000	22	32Alp Leo	1.3600	15200.	64	18784	No
86	GOM_NL__2PRFIN20051003_093035_000000462041_00193_18784_7285.N1	03-OCT-2005 09:30:35	Dark	45.500	65	Lam Vel	2.2040	4400.0	91	18784	No
87	GOM_NL__2PRFIN20051003_093351_000000392041_00193_18784_7286.N1	03-OCT-2005 09:33:51	Dark	38.500	46	Del Vel	1.9540	10600.	77	18784	No
88	GOM_NL__2PRFIN20051003_093527_000000492041_00194_18785_7269.N1	03-OCT-2005 09:35:27	Dark	48.500	41	Eps Car	1.8600	4100.0	97	18785	No
89	GOM_NL__2PRFIN20051003_093700_000000372041_00194_18785_7270.N1	03-OCT-2005 09:37:00	Dark	37.000	29	Bet Car	1.6720	10200.	74	18785	No
90	GOM_NL__2PRFIN20051003_094740_000000382041_00194_18785_7271.N1	03-OCT-2005 09:47:40	Dark	38.000	143	Alp Hyi	2.8570	7200.0	76	18785	No
91	GOM_NL__2PRFIN20051003_094908_000000422041_00194_18785_7272.N1	03-OCT-2005 09:49:08	Dark	41.500	9	Alp Eri	0.45300	24000.	83	18785	No
92	GOM_NL__2PRFIN20051003_095426_000000412041_00194_18785_7273.N1	03-OCT-2005 09:54:26	Straylight	41.000	84	Alp Phe	2.3970	4500.0	82	18785	No
93	GOM_NL__2PRFIN20051003_095902_000000422041_00194_18785_7274.N1	03-OCT-2005 09:59:02	Straylight	42.000	18	24Alp PsA	1.1660	9700.0	84	18785	No
94	GOM_NL__2PRFIN20051003_101125_000000362041_00194_18785_7275.N1	03-OCT-2005 10:11:25	Bright	36.000	90	54Alp Peg	2.4870	11000.	72	18785	No
95	GOM_NL__2PRFIN20051003_101502_000000372041_00194_18785_7276.N1	03-OCT-2005 10:15:02	Bright	37.000	93	53Bet Peg	2.5200	3100.0	74	18785	No
96	GOM_NL__2PRFIN20051003_102522_000000352041_00194_18785_7277.N1	03-OCT-2005 10:25:22	Bright	34.500	89	5Alp Cep	2.4510	8000.0	69	18785	No
97	GOM_NL__2PRFIN20051003_103223_000000362041_00194_18785_7278.N1	03-OCT-2005 10:32:23	Bright	35.500	49	1Alp UMi	1.9900	6300.0	71	18785	No
98	GOM_NL__2PRFIN20051003_103436_000000362041_00194_18785_7279.N1	03-OCT-2005 10:34:36	Bright	36.000	60	7Bet UMi	2.0810	3950.0	72	18785	No
99	GOM_NL__2PRFIN20051003_104024_000000382041_00194_18785_7280.N1	03-OCT-2005 10:40:24	Bright	37.500	36	50Alp UMa	1.8000	6300.0	75	18785	No
100	GOM_NL__2PRFIN20051003_104155_000000362041_00194_18785_7281.N1	03-OCT-2005 10:41:55	Bright	35.500	82	48Bet UMa	2.3650	10600.	71	18785	No
101	GOM_NL__2PRFIN20051003_104509_000000332041_00194_18785_7282.N1	03-OCT-2005 10:45:09	Bright	32.500	174	52Psi UMa	3.0040	4400.0	65	18785	No

102	GOM_NL__2PRFIN20051003_105232_000000312041_00194_18785_7283.N1	03-OCT-2005 10:52:32	Bright	31.000	51	41Gam1Leo	2.0100	4500.0	62	18785	No
103	GOM_NL__2PRFIN20051003_105455_000000322041_00194_18785_7284.N1	03-OCT-2005 10:54:55	Bright	32.000	22	32Alp Leo	1.3600	15200.	64	18785	No
104	GOM_NL__2PRFIN20051003_111111_000000472041_00194_18785_7285.N1	03-OCT-2005 11:11:11	Dark	47.000	65	Lam Vel	2.2040	4400.0	94	18785	No
105	GOM_NL__2PRFIN20051003_111428_000000412041_00194_18785_7286.N1	03-OCT-2005 11:14:28	Dark	41.000	46	Del Vel	1.9540	10600.	82	18785	No
106	GOM_NL__2PRFIN20051003_111603_000000492041_00195_18786_7269.N1	03-OCT-2005 11:16:03	Dark	48.500	41	Eps Car	1.8600	4100.0	97	18786	No
107	GOM_NL__2PRFIN20051003_111736_000000392041_00195_18786_7270.N1	03-OCT-2005 11:17:36	Dark	38.500	29	Bet Car	1.6720	10200.	77	18786	No
108	GOM_NL__2PRFIN20051003_112816_000000422041_00195_18786_7271.N1	03-OCT-2005 11:28:16	Dark	41.500	143	Alp Hyi	2.8570	7200.0	83	18786	No
109	GOM_NL__2PRFIN20051003_112944_000000502041_00195_18786_7272.N1	03-OCT-2005 11:29:44	Dark	50.000	9	Alp Eri	0.45300	24000.	100	18786	No
110	GOM_NL__2PRFIN20051003_113502_000000452041_00195_18786_7273.N1	03-OCT-2005 11:35:02	Straylight	44.500	84	Alp Phe	2.3970	4500.0	89	18786	No
111	GOM_NL__2PRFIN20051003_113938_000000432041_00195_18786_7274.N1	03-OCT-2005 11:39:38	Straylight	42.500	18	24Alp PsA	1.1660	9700.0	85	18786	No
112	GOM_NL__2PRFIN20051003_115201_000000362041_00195_18786_7275.N1	03-OCT-2005 11:52:01	Bright	36.000	90	54Alp Peg	2.4870	11000.	72	18786	No
113	GOM_NL__2PRFIN20051003_115538_000000352041_00195_18786_7276.N1	03-OCT-2005 11:55:38	Bright	34.500	93	53Bet Peg	2.5200	3100.0	69	18786	No
114	GOM_NL__2PRFIN20051003_120558_000000372041_00195_18786_7277.N1	03-OCT-2005 12:05:58	Bright	36.500	89	5Alp Cep	2.4510	8000.0	73	18786	No
115	GOM_NL__2PRFIN20051003_121259_000000362041_00195_18786_7278.N1	03-OCT-2005 12:12:59	Bright	35.500	49	1Alp UMi	1.9900	6300.0	71	18786	No
116	GOM_NL__2PRFIN20051003_121512_000000362041_00195_18786_7279.N1	03-OCT-2005 12:15:12	Bright	35.500	60	7Bet UMi	2.0810	3950.0	71	18786	No
117	GOM_NL__2PRFIN20051003_122100_000000372041_00195_18786_7280.N1	03-OCT-2005 12:21:00	Bright	37.000	36	50Alp UMa	1.8000	6300.0	74	18786	No
118	GOM_NL__2PRFIN20051003_122231_000000362041_00195_18786_7281.N1	03-OCT-2005 12:22:31	Bright	35.500	82	48Bet UMa	2.3650	10600.	71	18786	No
119	GOM_NL__2PRFIN20051003_122545_000000492041_00195_18786_7282.N1	03-OCT-2005 12:25:45	Bright	48.500	174	52Psi UMa	3.0040	4400.0	97	18786	No
120	GOM_NL__2PRFIN20051003_123309_000000322041_00195_18786_7283.N1	03-OCT-2005 12:33:09	Bright	31.500	51	41Gam1Leo	2.0100	4500.0	63	18786	No
121	GOM_NL__2PRFIN20051003_123531_000000342041_00195_18786_7284.N1	03-OCT-2005 12:35:31	Bright	34.000	22	32Alp Leo	1.3600	15200.	68	18786	No
122	GOM_NL__2PRFIN20051003_125147_000000452041_00195_18786_7285.N1	03-OCT-2005 12:51:47	Dark	44.500	65	Lam Vel	2.2040	4400.0	89	18786	No
123	GOM_NL__2PRFIN20051003_125504_000000392041_00195_18786_7286.N1	03-OCT-2005 12:55:04	Dark	38.500	46	Del Vel	1.9540	10600.	77	18786	No
124	GOM_NL__2PRFIN20051003_125639_000000442041_00196_18787_7269.N1	03-OCT-2005 12:56:39	Dark	43.500	41	Eps Car	1.8600	4100.0	87	18787	No
125	GOM_NL__2PRFIN20051003_125812_000000382041_00196_18787_7270.N1	03-OCT-2005 12:58:12	Dark	38.000	29	Bet Car	1.6720	10200.	76	18787	No
126	GOM_NL__2PRFIN20051003_130853_000000392041_00196_18787_7271.N1	03-OCT-2005 13:08:53	Dark	39.000	143	Alp Hyi	2.8570	7200.0	78	18787	No
127	GOM_NL__2PRFIN20051003_131020_000000442041_00196_18787_7272.N1	03-OCT-2005 13:10:20	Dark	44.000	9	Alp Eri	0.45300	24000.	88	18787	No
128	GOM_NL__2PRFIN20051003_131538_000000452041_00196_18787_7273.N1	03-OCT-2005 13:15:38	Straylight	44.500	84	Alp Phe	2.3970	4500.0	89	18787	No
129	GOM_NL__2PRFIN20051003_132014_000000422041_00196_18787_7274.N1	03-OCT-2005 13:20:14	Straylight	42.000	18	24Alp PsA	1.1660	9700.0	84	18787	No
130	GOM_NL__2PRFIN20051003_133237_000000362041_00196_18787_7275.N1	03-OCT-2005 13:32:37	Bright	35.500	90	54Alp Peg	2.4870	11000.	71	18787	No
131	GOM_NL__2PRFIN20051003_133614_000000362041_00196_18787_7276.N1	03-OCT-2005 13:36:14	Bright	36.000	93	53Bet Peg	2.5200	3100.0	72	18787	No
132	GOM_NL__2PRFIN20051003_134634_000000372041_00196_18787_7277.N1	03-OCT-2005 13:46:34	Bright	36.500	89	5Alp Cep	2.4510	8000.0	73	18787	No
133	GOM_NL__2PRFIN20051003_135335_000000342041_00196_18787_7278.N1	03-OCT-2005 13:53:35	Bright	33.500	49	1Alp UMi	1.9900	6300.0	67	18787	No
134	GOM_NL__2PRFIN20051003_135549_000000352041_00196_18787_7279.N1	03-OCT-2005 13:55:49	Bright	35.000	60	7Bet UMi	2.0810	3950.0	70	18787	No
135	GOM_NL__2PRFIN20051003_140136_000000362041_00196_18787_7280.N1	03-OCT-2005 14:01:36	Bright	36.000	36	50Alp UMa	1.8000	6300.0	72	18787	No
136	GOM_NL__2PRFIN20051003_140307_000000352041_00196_18787_7281.N1	03-OCT-2005 14:03:07	Bright	35.000	82	48Bet UMa	2.3650	10600.	70	18787	No
137	GOM_NL__2PRFIN20051003_140622_000000332041_00196_18787_7282.N1	03-OCT-2005 14:06:22	Bright	32.500	174	52Psi UMa	3.0040	4400.0	65	18787	No
138	GOM_NL__2PRFIN20051003_141345_000000342041_00196_18787_7283.N1	03-OCT-2005 14:13:45	Bright	34.000	51	41Gam1Leo	2.0100	4500.0	68	18787	No
139	GOM_NL__2PRFIN20051003_141607_000000352041_00196_18787_7284.N1	03-OCT-2005 14:16:07	Bright	35.000	22	32Alp Leo	1.3600	15200.	70	18787	No
140	GOM_NL__2PRFIN20051003_143224_000000442041_00196_18787_7285.N1	03-OCT-2005 14:32:24	Dark	44.000	65	Lam Vel	2.2040	4400.0	88	18787	No
141	GOM_NL__2PRFIN20051003_143540_000000402041_00196_18787_7286.N1	03-OCT-2005 14:35:40	Dark	40.000	46	Del Vel	1.9540	10600.	80	18787	No
142	GOM_NL__2PRFIN20051003_143716_000000502041_00197_18788_7269.N1	03-OCT-2005 14:37:16	Dark	50.000	41	Eps Car	1.8600	4100.0	100	18788	No
143	GOM_NL__2PRFIN20051003_143848_000000382041_00197_18788_7270.N1	03-OCT-2005 14:38:48	Dark	38.000	29	Bet Car	1.6720	10200.	76	18788	No
144	GOM_NL__2PRFIN20051003_144929_000000392041_00197_18788_7271.N1	03-OCT-2005 14:49:29	Dark	38.500	143	Alp Hyi	2.8570	7200.0	77	18788	No
145	GOM_NL__2PRFIN20051003_145057_000000492041_00197_18788_7272.N1	03-OCT-2005 14:50:57	Dark	48.500	9	Alp Eri	0.45300	24000.	97	18788	No
146	GOM_NL__2PRFIN20051003_145615_000000432041_00197_18788_7273.N1	03-OCT-2005 14:56:15	Straylight	42.500	84	Alp Phe	2.3970	4500.0	85	18788	No
147	GOM_NL__2PRFIN20051003_150050_000000432041_00197_18788_7274.N1	03-OCT-2005 15:00:50	Straylight	43.000	18	24Alp PsA	1.1660	9700.0	86	18788	No
148	GOM_NL__2PRFIN20051003_151313_000000362041_00197_18788_7275.N1	03-OCT-2005 15:13:13	Bright	35.500	90	54Alp Peg	2.4870	11000.	71	18788	No
149	GOM_NL__2PRFIN20051003_151650_000000342041_00197_18788_7276.N1	03-OCT-2005 15:16:50	Bright	34.000	93	53Bet Peg	2.5200	3100.0	68	18788	No
150	GOM_NL__2PRFIN20051003_152711_000000372041_00197_18788_7277.N1	03-OCT-2005 15:27:11	Bright	36.500	89	5Alp Cep	2.4510	8000.0	73	18788	No
151	GOM_NL__2PRFIN20051003_153411_000000362041_00197_18788_7278.N1	03-OCT-2005 15:34:11	Bright	35.500	49	1Alp UMi	1.9900	6300.0	71	18788	No
152	GOM_NL__2PRFIN20051003_153625_000000372041_00197_18788_7279.N1	03-OCT-2005 15:36:25	Bright	37.000	60	7Bet UMi	2.0810	3950.0	74	18788	No
153	GOM_NL__2PRFIN20051003_154212_000000332041_00197_18788_7280.N1	03-OCT-2005 15:42:12	Bright	33.000	36	50Alp UMa	1.8000	6300.0	66	18788	No
154	GOM_NL__2PRFIN20051003_154343_000000332041_00197_18788_7281.N1	03-OCT-2005 15:43:43	Bright	33.000	82	48Bet UMa	2.3650	10600.	66	18788	No
155	GOM_NL__2PRFIN20051003_154657_000000342041_00197_18788_7282.N1	03-OCT-2005 15:46:57	Bright	33.500	174	52Psi UMa	3.0040	4400.0	67	18788	No
156	GOM_NL__2PRFIN20051003_155421_000000342041_00197_18788_7283.N1	03-OCT-2005 15:54:21	Bright	34.000	51	41Gam1Leo	2.0100	4500.0	68	18788	No
157	GOM_NL__2PRFIN20051003_155643_000000362041_00197_18788_7284.N1	03-OCT-2005 15:56:43	Bright	35.500	22	32Alp Leo	1.3600	15200.	71	18788	No
158	GOM_NL__2PRFIN20051003_161300_000000502041_00197_18788_7285.N1	03-OCT-2005 16:13:00	Dark	49.500	65	Lam Vel	2.2040	4400.0	99	18788	No
159	GOM_NL__2PRFIN20051003_161617_000000382041_00197_18788_7286.N1	03-OCT-2005 16:16:17	Dark	38.000	46	Del Vel	1.9540	10600.	76	18788	No
160	GOM_NL__2PRFIN20051003_161752_000000462041_00198_18789_7289.N1	03-OCT-2005 16:17:52	Dark	46.000	41	Eps Car	1.8600	4100.0	92	18789	No

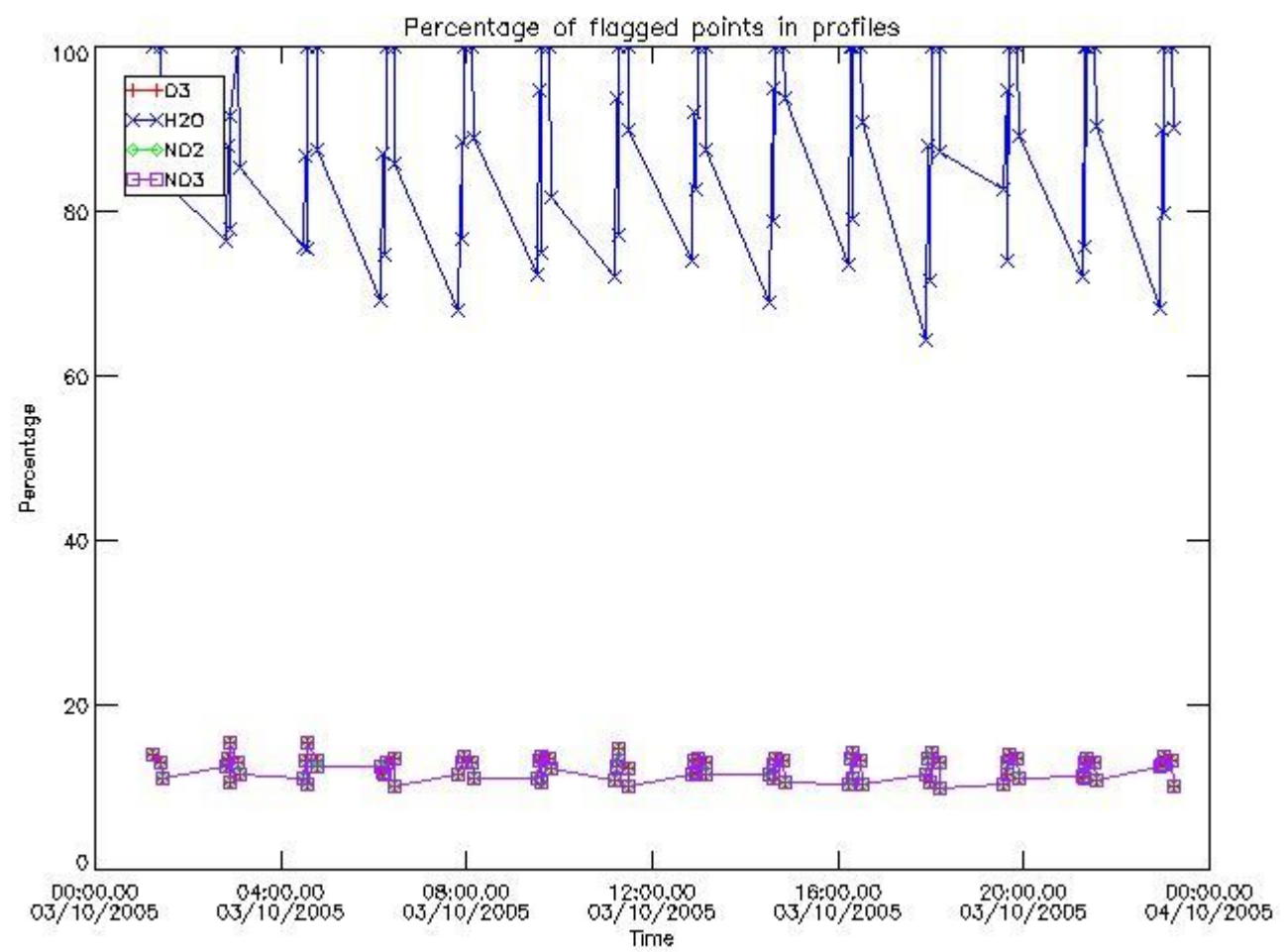
161	GOM_NL__2PRFIN20051003_161924_000000362041_00198_18789_7290.N1	03-OCT-2005 16:19:24	Dark	36.000	29	Bet Car	1.6720	10200.	72	18789	No
162	GOM_NL__2PRFIN20051003_163005_000000392041_00198_18789_7291.N1	03-OCT-2005 16:30:05	Dark	38.500	143	Alp Hyi	2.8570	7200.0	77	18789	No
163	GOM_NL__2PRFIN20051003_163133_000000492041_00198_18789_7292.N1	03-OCT-2005 16:31:33	Dark	49.000	9	Alp Eri	0.45300	24000.	98	18789	No
164	GOM_NL__2PRFIN20051003_163651_000000432041_00198_18789_7293.N1	03-OCT-2005 16:36:51	Straylight	43.000	84	Alp Phe	2.3970	4500.0	86	18789	No
165	GOM_NL__2PRFIN20051003_164126_000000412041_00198_18789_7294.N1	03-OCT-2005 16:41:26	Straylight	41.000	18	24Alp PsA	1.1660	9700.0	82	18789	No
166	GOM_NL__2PRFIN20051003_165349_000000372041_00198_18789_7295.N1	03-OCT-2005 16:53:49	Bright	37.000	90	54Alp Peg	2.4870	11000.	74	18789	No
167	GOM_NL__2PRFIN20051003_165726_000000372041_00198_18789_7296.N1	03-OCT-2005 16:57:26	Bright	36.500	93	53Bet Peg	2.5200	3100.0	73	18789	No
168	GOM_NL__2PRFIN20051003_170747_000000372041_00198_18789_7297.N1	03-OCT-2005 17:07:47	Bright	36.500	89	5Alp Cep	2.4510	8000.0	73	18789	No
169	GOM_NL__2PRFIN20051003_171447_000000362041_00198_18789_7298.N1	03-OCT-2005 17:14:47	Bright	35.500	49	1Alp UMi	1.9900	6300.0	71	18789	No
170	GOM_NL__2PRFIN20051003_171701_000000372041_00198_18789_7299.N1	03-OCT-2005 17:17:01	Bright	36.500	60	7Bet UMi	2.0810	3950.0	73	18789	No
171	GOM_NL__2PRFIN20051003_172248_000000342041_00198_18789_7300.N1	03-OCT-2005 17:22:48	Bright	33.500	36	50Alp UMa	1.8000	6300.0	67	18789	No
172	GOM_NL__2PRFIN20051003_172419_000000342041_00198_18789_7301.N1	03-OCT-2005 17:24:19	Bright	34.000	82	48Bet UMa	2.3650	10600.	68	18789	No
173	GOM_NL__2PRFIN20051003_172734_000000342041_00198_18789_7302.N1	03-OCT-2005 17:27:34	Bright	34.000	174	52Psi UMa	3.0040	4400.0	68	18789	No
174	GOM_NL__2PRFIN20051003_173457_000000352041_00198_18789_7303.N1	03-OCT-2005 17:34:57	Bright	34.500	51	41Gam1Leo	2.0100	4500.0	69	18789	No
175	GOM_NL__2PRFIN20051003_173719_000000382041_00198_18789_7304.N1	03-OCT-2005 17:37:19	Bright	37.500	22	32Alp Leo	1.3600	15200.	75	18789	No
176	GOM_NL__2PRFIN20051003_175337_000000442041_00198_18789_7305.N1	03-OCT-2005 17:53:37	Dark	44.000	65	Lam Vel	2.2040	4400.0	88	18789	No
177	GOM_NL__2PRFIN20051003_175653_000000382041_00198_18789_7306.N1	03-OCT-2005 17:56:53	Dark	38.000	46	Del Vel	1.9540	10600.	76	18789	No
178	GOM_NL__2PRFIN20051003_175828_000000482041_00199_18790_7289.N1	03-OCT-2005 17:58:28	Dark	48.000	41	Eps Car	1.8600	4100.0	96	18790	No
179	GOM_NL__2PRFIN20051003_180000_000000362041_00199_18790_7290.N1	03-OCT-2005 18:00:00	Dark	36.000	29	Bet Car	1.6720	10200.	72	18790	No
180	GOM_NL__2PRFIN20051003_181042_000000402041_00199_18790_7291.N1	03-OCT-2005 18:10:42	Dark	39.500	143	Alp Hyi	2.8570	7200.0	79	18790	No
181	GOM_NL__2PRFIN20051003_181209_000000512041_00199_18790_7292.N1	03-OCT-2005 18:12:09	Dark	50.500	9	Alp Eri	0.45300	24000.	101	18790	No
182	GOM_NL__2PRFIN20051003_181727_000000452041_00199_18790_7293.N1	03-OCT-2005 18:17:27	Straylight	44.500	84	Alp Phe	2.3970	4500.0	89	18790	No
183	GOM_NL__2PRFIN20051003_182202_000000442041_00199_18790_7294.N1	03-OCT-2005 18:22:02	Straylight	44.000	18	24Alp PsA	1.1660	9700.0	88	18790	No
184	GOM_NL__2PRFIN20051003_183425_000000362041_00199_18790_7295.N1	03-OCT-2005 18:34:25	Bright	35.500	90	54Alp Peg	2.4870	11000.	71	18790	No
185	GOM_NL__2PRFIN20051003_183802_000000362041_00199_18790_7296.N1	03-OCT-2005 18:38:02	Bright	36.000	93	53Bet Peg	2.5200	3100.0	72	18790	No
186	GOM_NL__2PRFIN20051003_184823_000000362041_00199_18790_7297.N1	03-OCT-2005 18:48:23	Bright	36.000	89	5Alp Cep	2.4510	8000.0	72	18790	No
187	GOM_NL__2PRFIN20051003_185523_000000372041_00199_18790_7298.N1	03-OCT-2005 18:55:23	Bright	36.500	49	1Alp UMi	1.9900	6300.0	73	18790	No
188	GOM_NL__2PRFIN20051003_185737_000000372041_00199_18790_7299.N1	03-OCT-2005 18:57:37	Bright	37.000	60	7Bet UMi	2.0810	3950.0	74	18790	No
189	GOM_NL__2PRFIN20051003_190324_000000352041_00199_18790_7300.N1	03-OCT-2005 19:03:24	Bright	35.000	36	50Alp UMa	1.8000	6300.0	70	18790	No
190	GOM_NL__2PRFIN20051003_190455_000000342041_00199_18790_7301.N1	03-OCT-2005 19:04:55	Bright	34.000	82	48Bet UMa	2.3650	10600.	68	18790	No
191	GOM_NL__2PRFIN20051003_190810_000000352041_00199_18790_7302.N1	03-OCT-2005 19:08:10	Bright	35.000	174	52Psi UMa	3.0040	4400.0	70	18790	No
192	GOM_NL__2PRFIN20051003_191533_000000342041_00199_18790_7303.N1	03-OCT-2005 19:15:33	Bright	34.000	51	41Gam1Leo	2.0100	4500.0	68	18790	No
193	GOM_NL__2PRFIN20051003_191756_000000472041_00199_18790_7304.N1	03-OCT-2005 19:17:56	Bright	47.000	22	32Alp Leo	1.3600	15200.	94	18790	No
194	GOM_NL__2PRFIN20051003_193413_000000502041_00199_18790_7305.N1	03-OCT-2005 19:34:13	Dark	49.500	65	Lam Vel	2.2040	4400.0	99	18790	No
195	GOM_NL__2PRFIN20051003_193729_000000392041_00199_18790_7306.N1	03-OCT-2005 19:37:29	Dark	39.000	46	Del Vel	1.9540	10600.	78	18790	No
196	GOM_NL__2PRFIN20051003_193905_000000452041_00200_18791_7289.N1	03-OCT-2005 19:39:05	Dark	44.500	41	Eps Car	1.8600	4100.0	89	18791	No
197	GOM_NL__2PRFIN20051003_194036_000000372041_00200_18791_7290.N1	03-OCT-2005 19:40:36	Dark	36.500	29	Bet Car	1.6720	10200.	73	18791	No
198	GOM_NL__2PRFIN20051003_195118_000000382041_00200_18791_7291.N1	03-OCT-2005 19:51:18	Dark	38.000	143	Alp Hyi	2.8570	7200.0	76	18791	No
199	GOM_NL__2PRFIN20051003_195246_000000512041_00200_18791_7292.N1	03-OCT-2005 19:52:46	Dark	50.500	9	Alp Eri	0.45300	24000.	101	18791	No
200	GOM_NL__2PRFIN20051003_195803_000000412041_00200_18791_7293.N1	03-OCT-2005 19:58:03	Straylight	40.500	84	Alp Phe	2.3970	4500.0	81	18791	No
201	GOM_NL__2PRFIN20051003_200238_000000392041_00200_18791_7294.N1	03-OCT-2005 20:02:38	Straylight	39.000	18	24Alp PsA	1.1660	9700.0	78	18791	No
202	GOM_NL__2PRFIN20051003_201501_000000362041_00200_18791_7295.N1	03-OCT-2005 20:15:01	Bright	36.000	90	54Alp Peg	2.4870	11000.	72	18791	No
203	GOM_NL__2PRFIN20051003_201838_000000372041_00200_18791_7296.N1	03-OCT-2005 20:18:38	Bright	37.000	93	53Bet Peg	2.5200	3100.0	74	18791	No
204	GOM_NL__2PRFIN20051003_202859_000000362041_00200_18791_7297.N1	03-OCT-2005 20:28:59	Bright	35.500	89	5Alp Cep	2.4510	8000.0	71	18791	No
205	GOM_NL__2PRFIN20051003_203558_000000372041_00200_18791_7298.N1	03-OCT-2005 20:35:58	Bright	37.000	49	1Alp UMi	1.9900	6300.0	74	18791	No
206	GOM_NL__2PRFIN20051003_203813_000000352041_00200_18791_7299.N1	03-OCT-2005 20:38:13	Bright	35.000	60	7Bet UMi	2.0810	3950.0	70	18791	No
207	GOM_NL__2PRFIN20051003_204400_000000362041_00200_18791_7300.N1	03-OCT-2005 20:44:00	Bright	35.500	36	50Alp UMa	1.8000	6300.0	71	18791	No
208	GOM_NL__2PRFIN20051003_204531_000000342041_00200_18791_7301.N1	03-OCT-2005 20:45:31	Bright	33.500	82	48Bet UMa	2.3650	10600.	67	18791	No
209	GOM_NL__2PRFIN20051003_204846_000000342041_00200_18791_7302.N1	03-OCT-2005 20:48:46	Bright	33.500	174	52Psi UMa	3.0040	4400.0	67	18791	No
210	GOM_NL__2PRFIN20051003_205609_000000342041_00200_18791_7303.N1	03-OCT-2005 20:56:09	Bright	34.000	51	41Gam1Leo	2.0100	4500.0	68	18791	No
211	GOM_NL__2PRFIN20051003_205832_000000342041_00200_18791_7304.N1	03-OCT-2005 20:58:32	Bright	34.000	22	32Alp Leo	1.3600	15200.	68	18791	No
212	GOM_NL__2PRFIN20051003_211449_000000452041_00200_18791_7305.N1	03-OCT-2005 21:14:49	Dark	45.000	65	Lam Vel	2.2040	4400.0	90	18791	No
213	GOM_NL__2PRFIN20051003_211805_000000392041_00200_18791_7306.N1	03-OCT-2005 21:18:05	Dark	39.000	46	Del Vel	1.9540	10600.	78	18791	No
214	GOM_NL__2PRFIN20051003_211941_000000462041_00201_18792_7289.N1	03-OCT-2005 21:19:41	Dark	45.500	41	Eps Car	1.8600	4100.0	91	18792	No
215	GOM_NL__2PRFIN20051003_212112_000000382041_00201_18792_7290.N1	03-OCT-2005 21:21:12	Dark	38.000	29	Bet Car	1.6720	10200.	76	18792	No
216	GOM_NL__2PRFIN20051003_213154_000000402041_00201_18792_7291.N1	03-OCT-2005 21:31:54	Dark	39.500	143	Alp Hyi	2.8570	7200.0	79	18792	No
217	GOM_NL__2PRFIN20051003_213322_000000482041_00201_18792_7292.N1	03-OCT-2005 21:33:22	Dark	47.500	9	Alp Eri	0.45300	24000.	95	18792	No
218	GOM_NL__2PRFIN20051003_213839_000000422041_00201_18792_7293.N1	03-OCT-2005 21:38:39	Straylight	41.500	84	Alp Phe	2.3970	4500.0	83	18792	No
219	GOM_NL__2PRFIN20051003_214314_000000392041_00201_18792_7294.N1	03-OCT-2005 21:43:14	Straylight	39.000	18	24Alp PsA	1.1660	9700.0	78	18792	No

220	GOM_NL__2PRFIN20051003_215537_000000362041_00201_18792_7295.N1	03-OCT-2005 21:55:37	Bright	35.500	90	54Alp Peg	2.4870	11000.	71	18792	No
221	GOM_NL__2PRFIN20051003_215914_000000382041_00201_18792_7296.N1	03-OCT-2005 21:59:14	Bright	37.500	93	53Bet Peg	2.5200	3100.0	75	18792	No
222	GOM_NL__2PRFIN20051003_220935_000000352041_00201_18792_7297.N1	03-OCT-2005 22:09:35	Bright	35.000	89	5Alp Cep	2.4510	8000.0	70	18792	No
223	GOM_NL__2PRFIN20051003_221634_000000362041_00201_18792_7298.N1	03-OCT-2005 22:16:34	Bright	36.000	49	1Alp UMi	1.9900	6300.0	72	18792	No
224	GOM_NL__2PRFIN20051003_221850_000000372041_00201_18792_7299.N1	03-OCT-2005 22:18:50	Bright	37.000	60	7Bet UMi	2.0810	3950.0	74	18792	No
225	GOM_NL__2PRFIN20051003_222436_000000362041_00201_18792_7300.N1	03-OCT-2005 22:24:36	Bright	35.500	36	50Alp UMa	1.8000	6300.0	71	18792	No
226	GOM_NL__2PRFIN20051003_222607_000000362041_00201_18792_7301.N1	03-OCT-2005 22:26:07	Bright	36.000	82	48Bet UMa	2.3650	10600.	72	18792	No
227	GOM_NL__2PRFIN20051003_222922_000000352041_00201_18792_7302.N1	03-OCT-2005 22:29:22	Bright	34.500	174	52Psi UMa	3.0040	4400.0	69	18792	No
228	GOM_NL__2PRFIN20051003_223645_000000342041_00201_18792_7303.N1	03-OCT-2005 22:36:45	Bright	33.500	51	41Gam1Leo	2.0100	4500.0	67	18792	No
229	GOM_NL__2PRFIN20051003_223908_000000362041_00201_18792_7304.N1	03-OCT-2005 22:39:08	Bright	35.500	22	32Alp Leo	1.3600	15200.	71	18792	No
230	GOM_NL__2PRFIN20051003_225525_000000452041_00201_18792_7305.N1	03-OCT-2005 22:55:25	Dark	44.500	65	Lam Vel	2.2040	4400.0	89	18792	No
231	GOM_NL__2PRFIN20051003_225842_000000402041_00201_18792_7306.N1	03-OCT-2005 22:58:42	Dark	40.000	46	Del Vel	1.9540	10600.	80	18792	No
232	GOM_NL__2PRFIN20051003_230017_000000402041_00202_18793_7289.N1	03-OCT-2005 23:00:17	Dark	40.000	41	Eps Car	1.8600	4100.0	80	18793	No
233	GOM_NL__2PRFIN20051003_230148_000000372041_00202_18793_7290.N1	03-OCT-2005 23:01:48	Dark	37.000	29	Bet Car	1.6720	10200.	74	18793	No
234	GOM_NL__2PRFIN20051003_231230_000000392041_00202_18793_7291.N1	03-OCT-2005 23:12:30	Dark	38.500	143	Alp Hyi	2.8570	7200.0	77	18793	No
235	GOM_NL__2PRFIN20051003_231358_000000512041_00202_18793_7292.N1	03-OCT-2005 23:13:58	Dark	50.500	9	Alp Eri	0.45300	24000.	101	18793	No
236	GOM_NL__2PRFIN20051003_231915_000000432041_00202_18793_7293.N1	03-OCT-2005 23:19:15	Straylight	43.000	84	Alp Phe	2.3970	4500.0	86	18793	No
237	GOM_NL__2PRFIN20051003_232350_000000452041_00202_18793_7294.N1	03-OCT-2005 23:23:50	Straylight	44.500	18	24Alp PsA	1.1660	9700.0	89	18793	No
238	GOM_NL__2PRFIN20051003_233613_000000372041_00202_18793_7295.N1	03-OCT-2005 23:36:13	Bright	36.500	90	54Alp Peg	2.4870	11000.	73	18793	No
239	GOM_NL__2PRFIN20051003_233950_000000352041_00202_18793_7296.N1	03-OCT-2005 23:39:50	Bright	34.500	93	53Bet Peg	2.5200	3100.0	69	18793	No
240	GOM_NL__2PRFIN20051003_235011_000000362041_00202_18793_7297.N1	03-OCT-2005 23:50:11	Bright	36.000	89	5Alp Cep	2.4510	8000.0	72	18793	No
241	GOM_NL__2PRFIN20051003_235710_000000362041_00202_18793_7298.N1	03-OCT-2005 23:57:10	Bright	36.000	49	1Alp UMi	1.9900	6300.0	72	18793	No
242	GOM_NL__2PRFIN20051003_235926_000000342041_00202_18793_7299.N1	03-OCT-2005 23:59:26	Bright	33.500	60	7Bet UMi	2.0810	3950.0	67	18793	No

3. Quality information per product

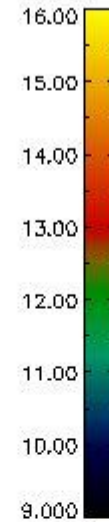
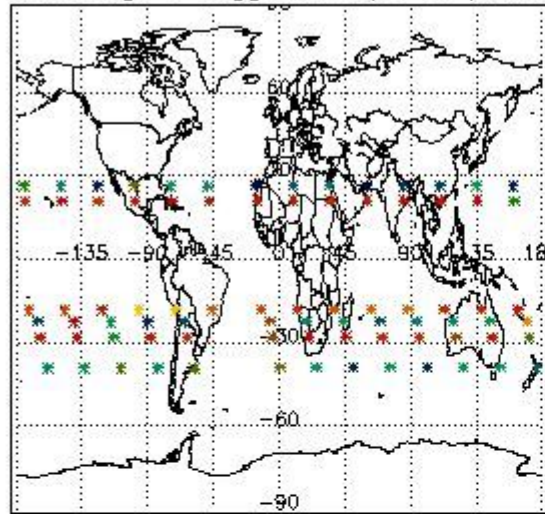
In this section it is plotted some information contained in the Quality Summary data set of the level 2 products. Only products in dark limb conditions and without errors (error flag in the MPH set to "0") are used.

3.1 Plot quality information per product (time dependant)

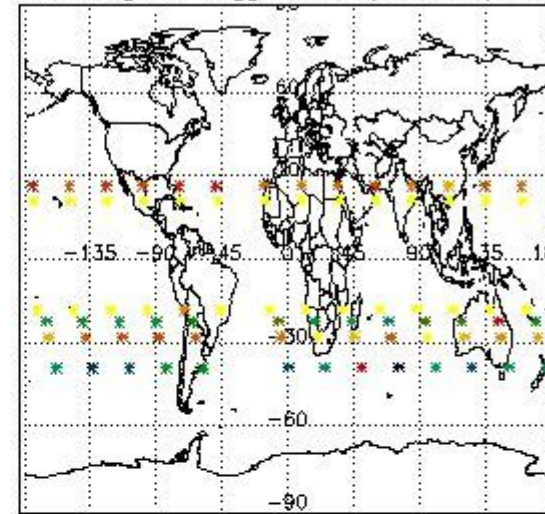


3.2 Plot quality information per product (world map)

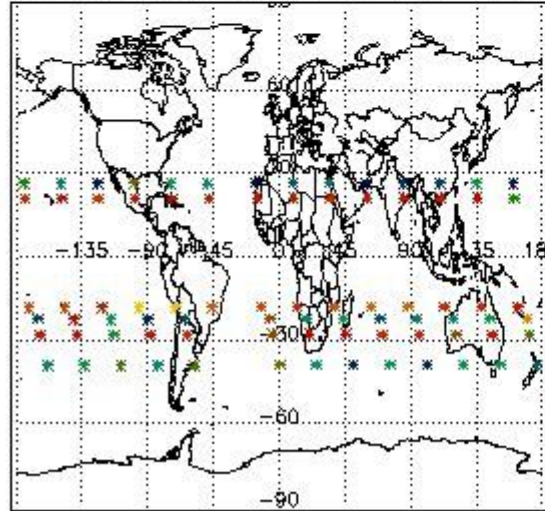
Percentage of flagged data per O3 profile



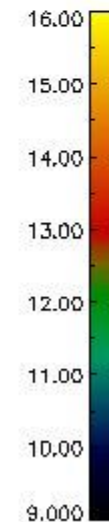
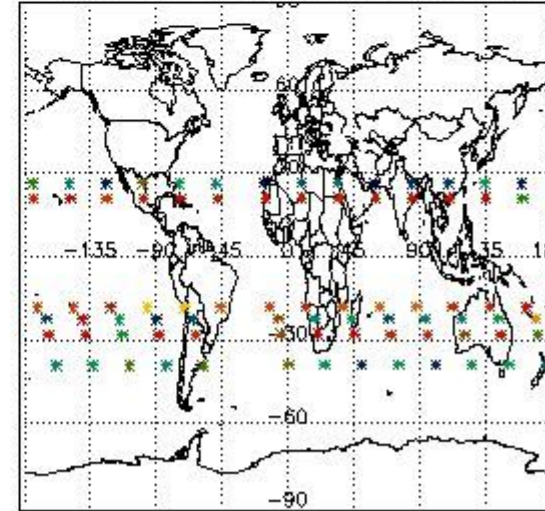
Percentage of flagged data per H2O profile



Percentage of flagged data per NO2 profile



Percentage of flagged data per NO3 profile

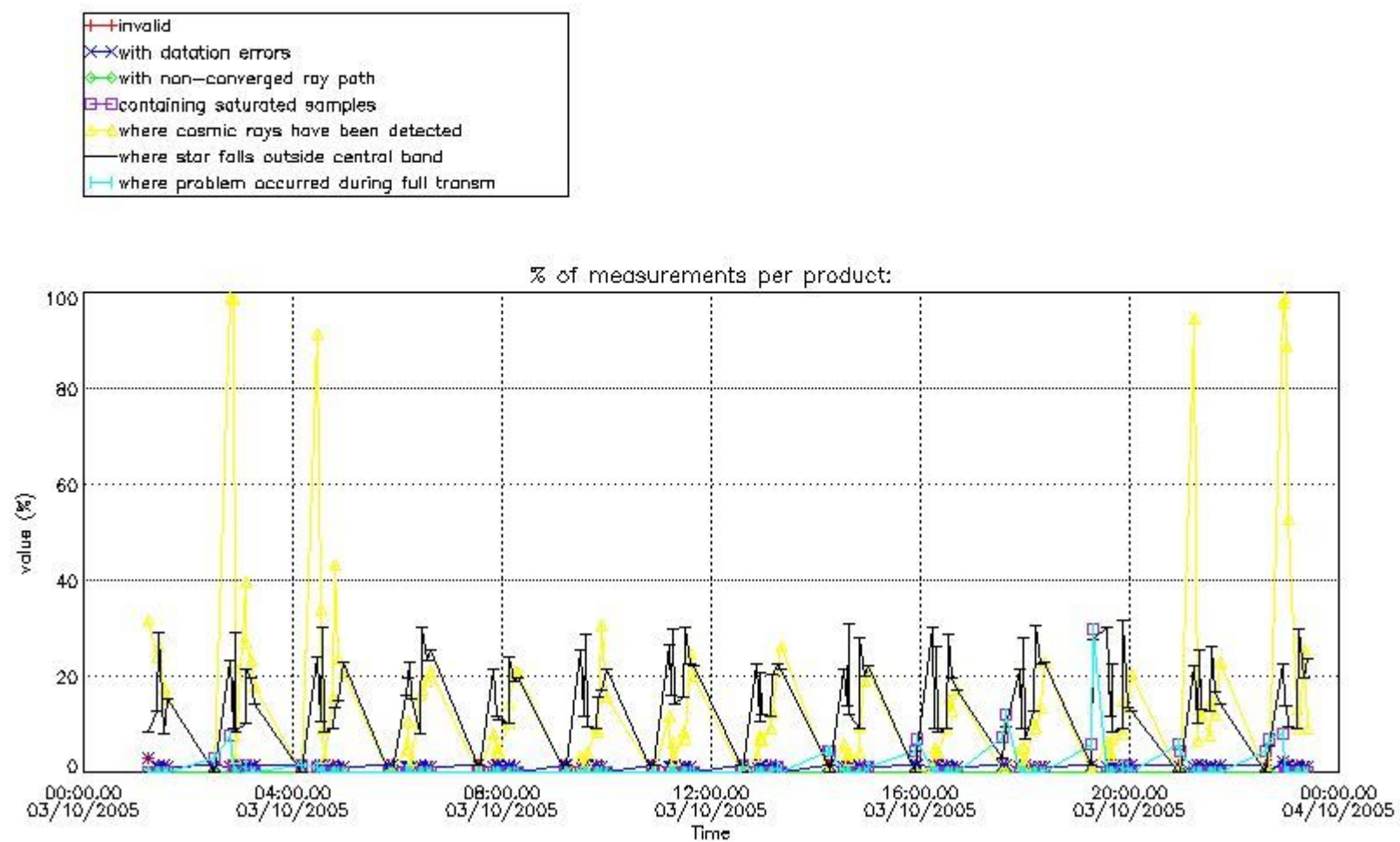


4. Level 1 quality information per product

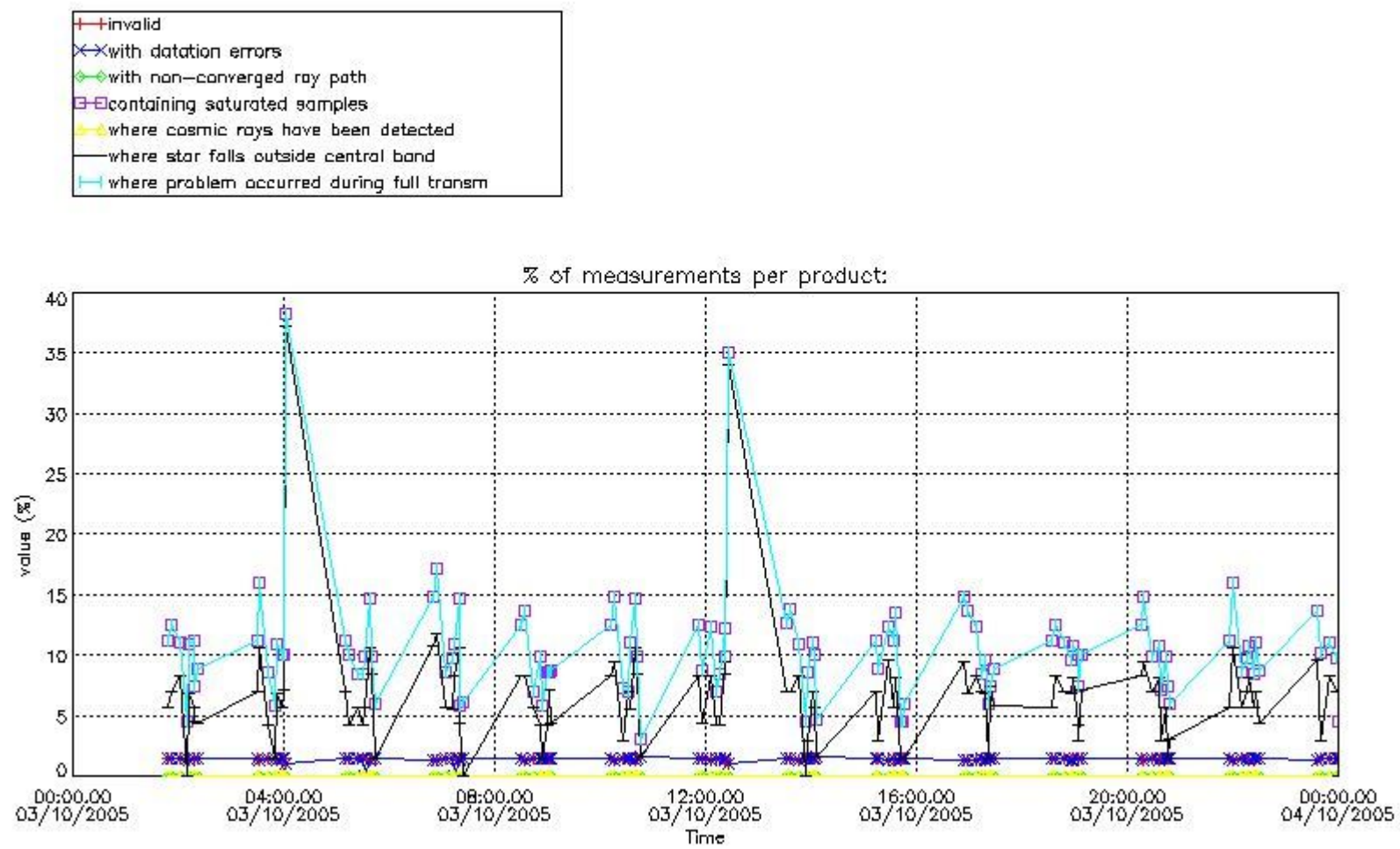
In this section it is plotted some information contained in the Quality Summary data set of the level 2 products that comes from the level 1b processing. Products without errors (error flag in the MPH set to "0") are used.

4.1 Plot quality information per product (time dependant) coming from level 1b processing

4.1.1 Plot level 1 quality information per product (time dependant): ENVISAT ASCENDING passes



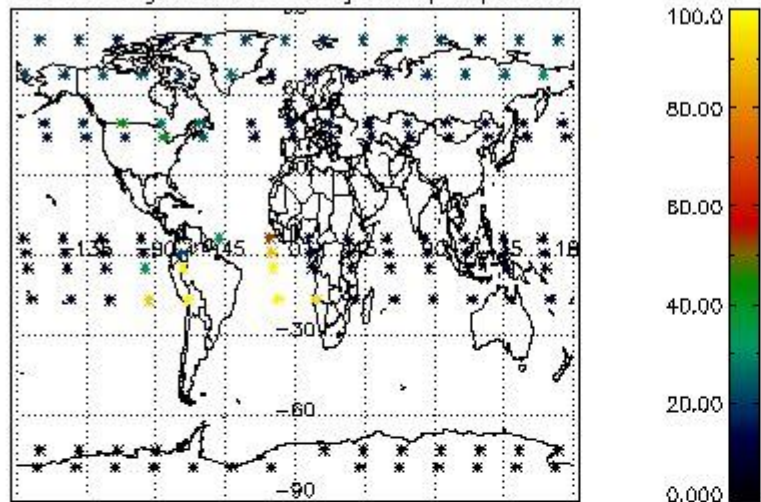
4.1.2 Plot level 1 quality information per product (time dependant): ENVI SAT DESCENDING passes



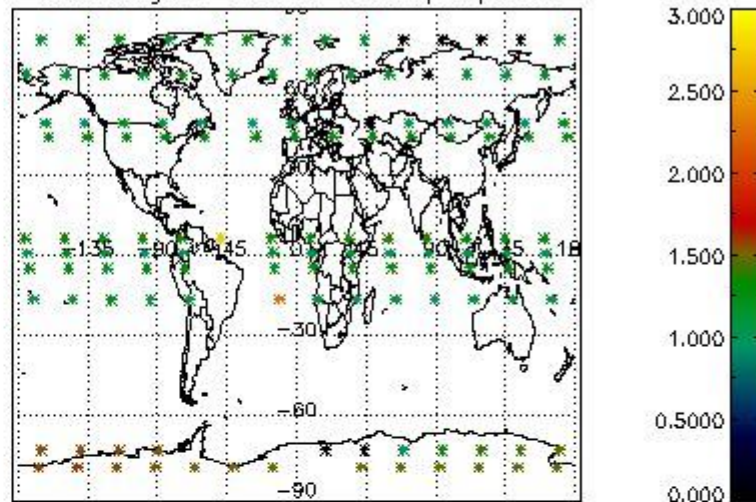
4.2 Plot quality information per product coming from level 1b processing (world map)

4.2.1 Plot level 1 quality information per product (world map): ENVISAT ASCENDING passes

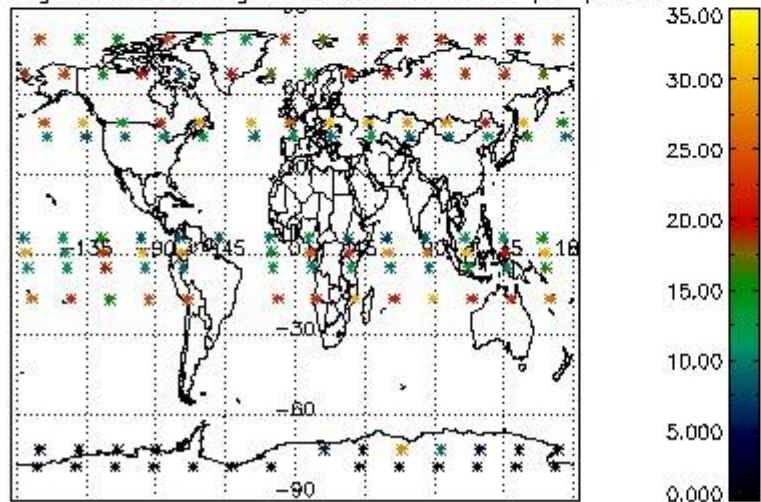
Percentage of cosmic ray hits per profile



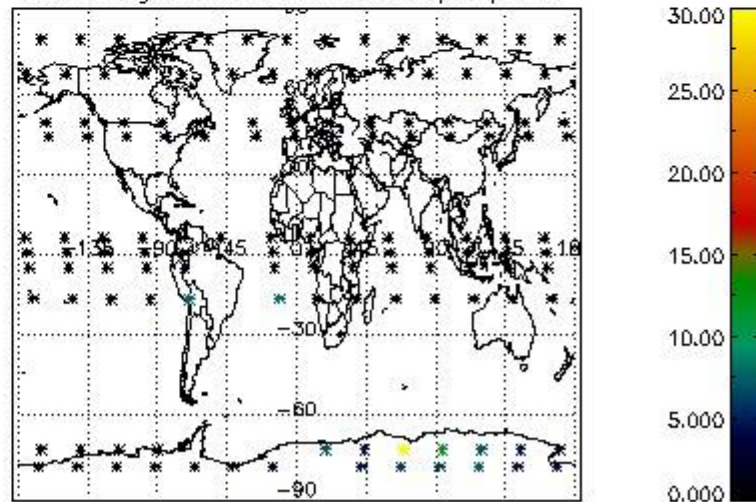
Percentage of datation errors per profile



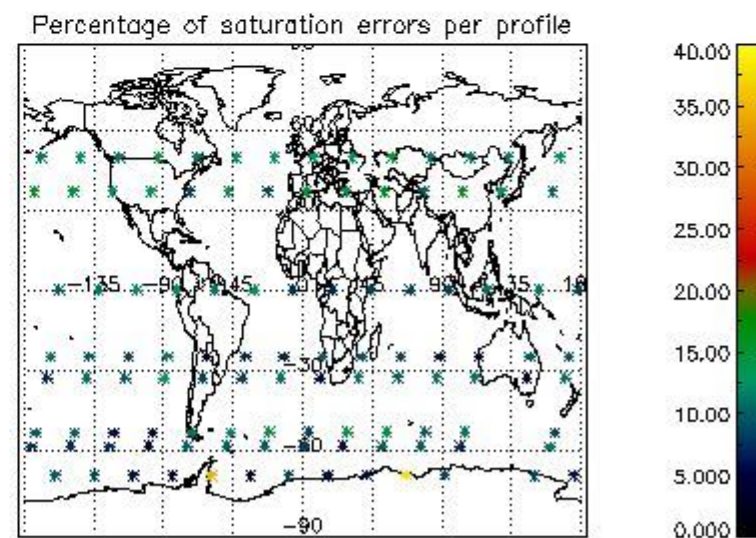
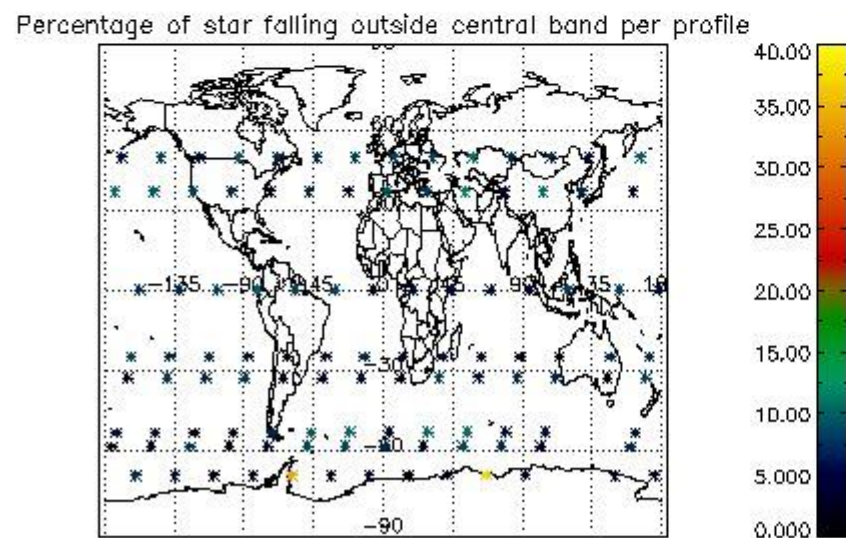
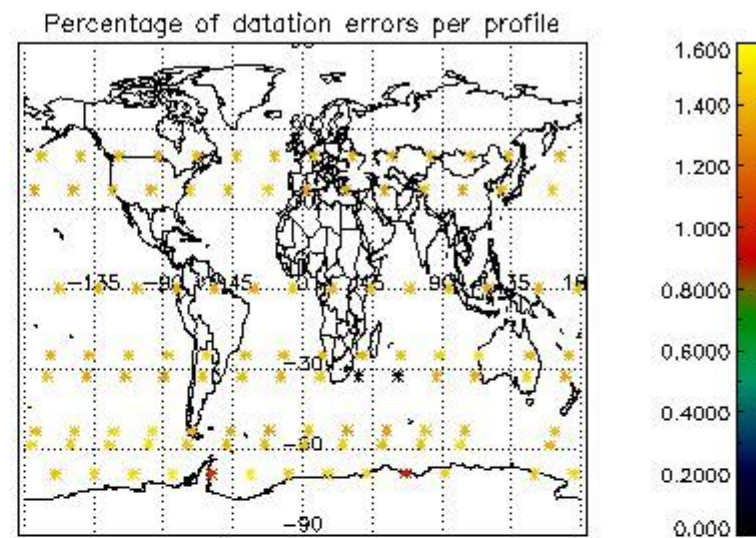
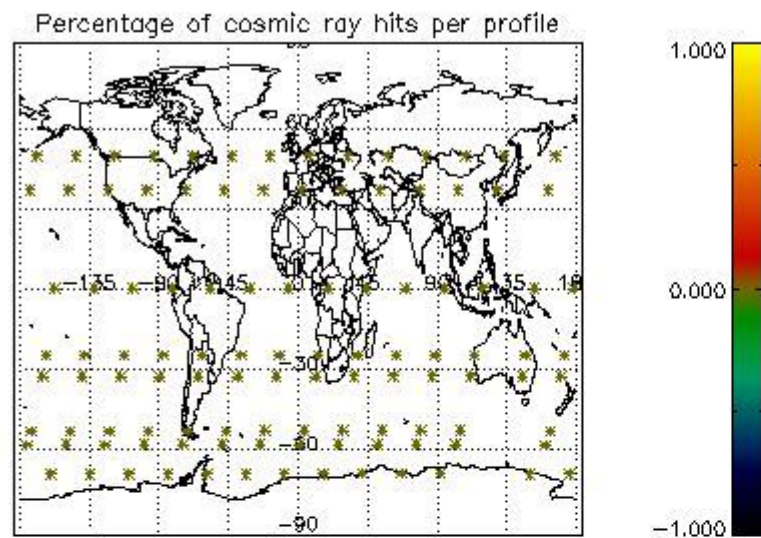
Percentage of star falling outside central band per profile



Percentage of saturation errors per profile



4.2.2 Plot level 1 quality information per product (world map): ENVISAT DESCENDING passes



5. Trace gas profiles

5.1 Ozone statistics based on quality of products

The final quality of the products can be "measured" using the STD (Standard Deviation) attached to every point profile. This information is written to the parameter GOM_NL__2P/NL_LOCAL_SPECIES_DENSITY/o3_std of the level 2 products. The table below shows the statistics for given STD ranges.

The statistics are given with respect to the overall valid production:

- Products without fatal errors: GOM_NL__2P/MPH/PRODUCT_ERR=0
- Valid point profile: GOM_NL__2P/NL_LOCAL_SPECIES_DENSITY/pcd(0)=0

The 'Criteria' is applied to valid points of dark limb products:

- Products in dark limb illumination condition: GOM_NL__2P/NL_SUMMARY_QUALITY/obs_ill_cond=0
- Products without fatal errors: GOM_NL__2P/MPH/PRODUCT_ERR=0
- Valid point profile: GOM_NL__2P/NL_LOCAL_SPECIES_DENSITY/pcd(0)=0

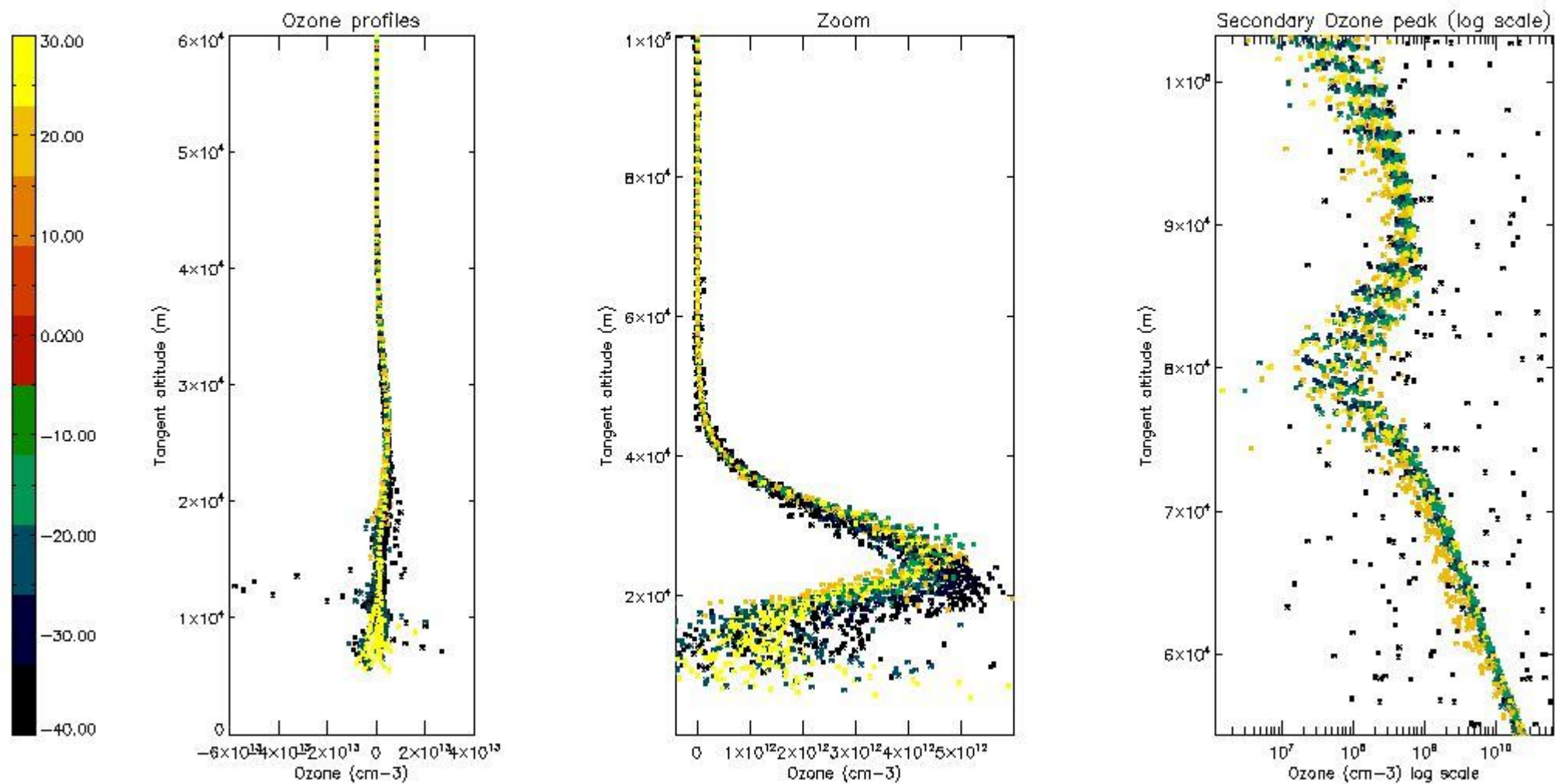
So, the table below shows the percentage of dark limb and valid observations for each criteria with respect to the overall valid daily observations.

Criteria	% of total production
All STD	38
STD < 20	22

STD < 10	17
STD < 5	9

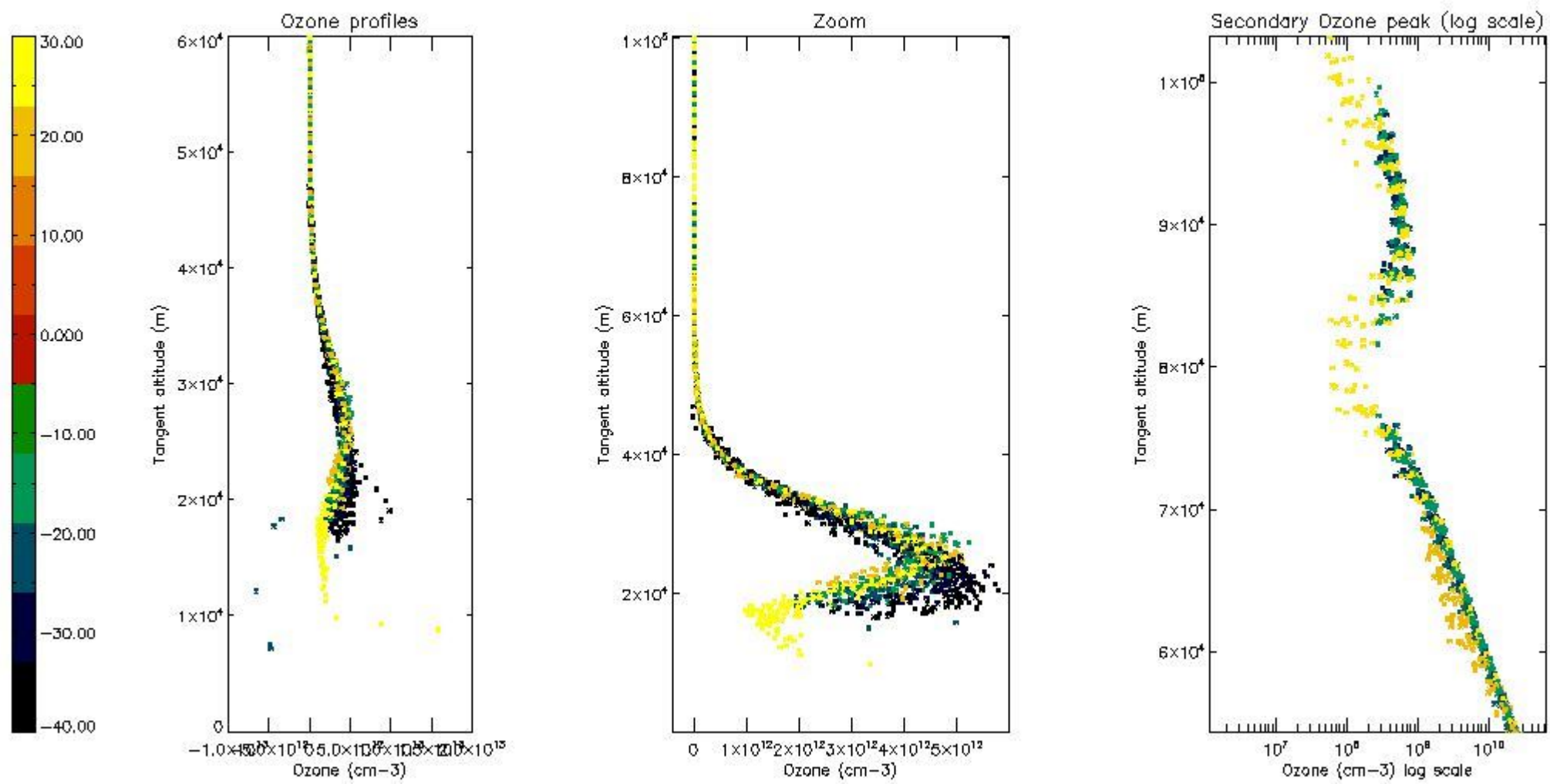
5.2 Plot ozone profiles for all STD (dark without errors)

The colorbar represents the latitude.



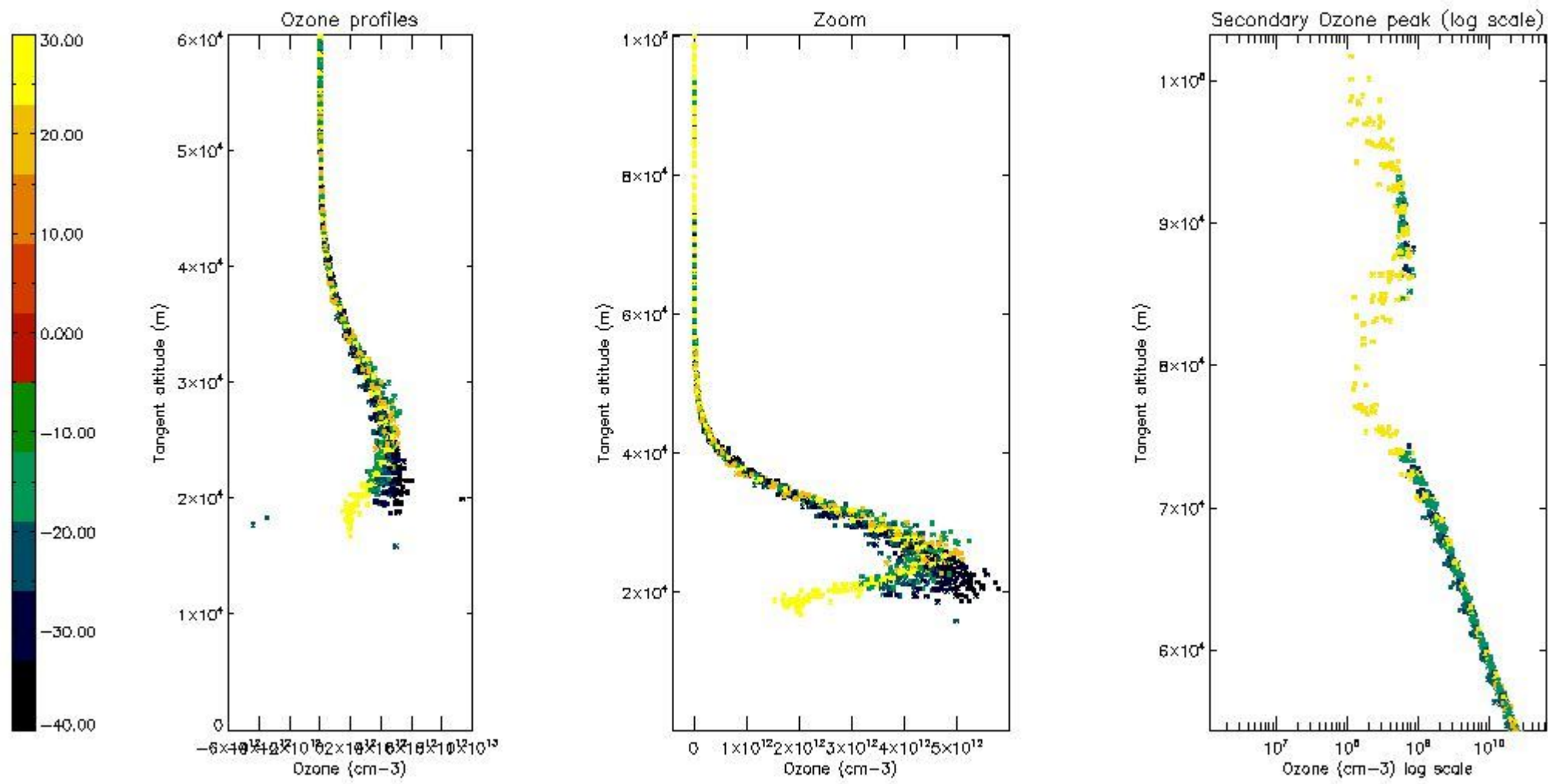
5.3 Plot ozone profiles where STD < 20% (dark without errors)

The colorbar represents the latitude.



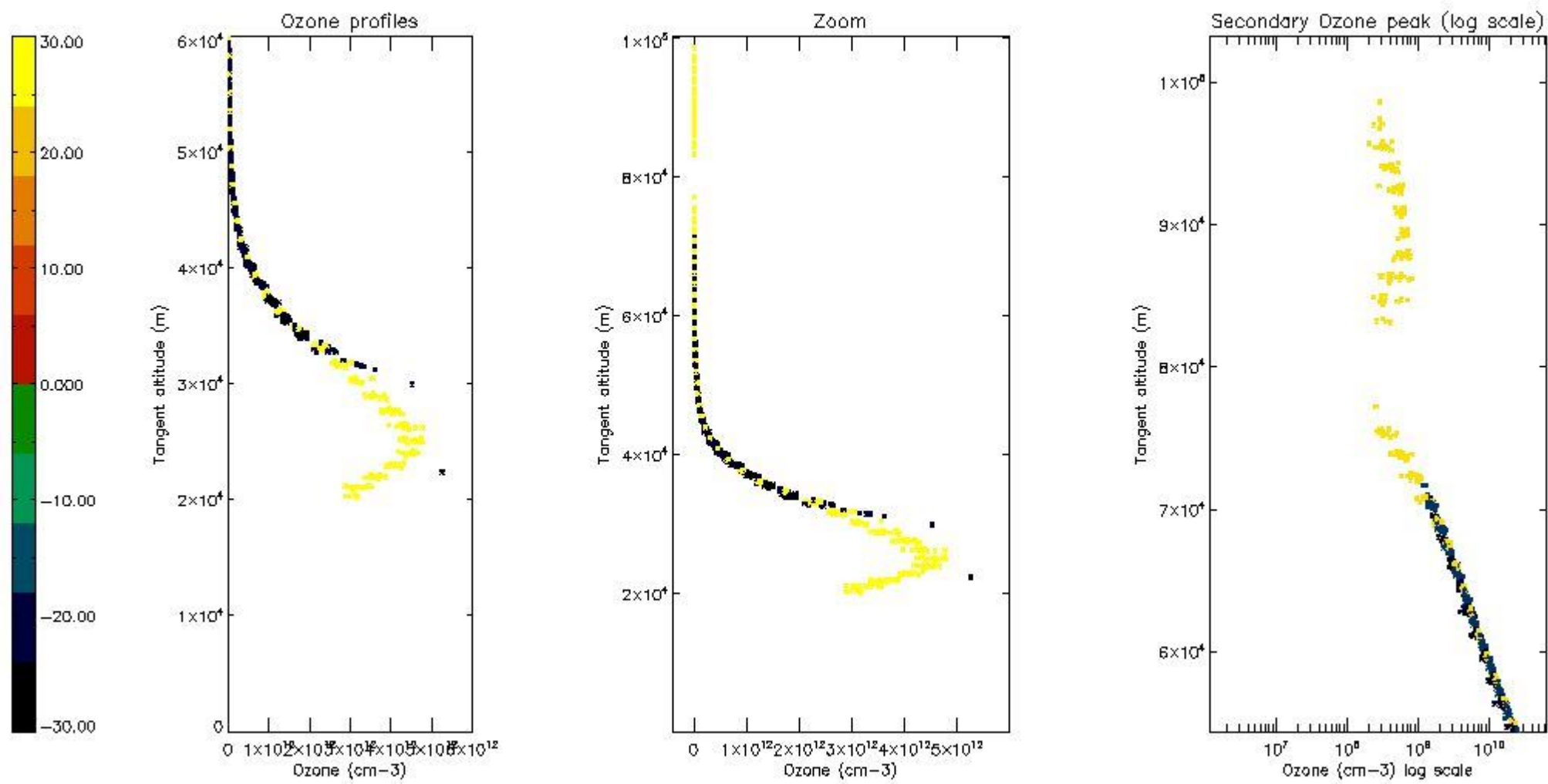
5.4 Plot ozone profiles where STD < 10% (dark without errors)

The colorbar represents the latitude.



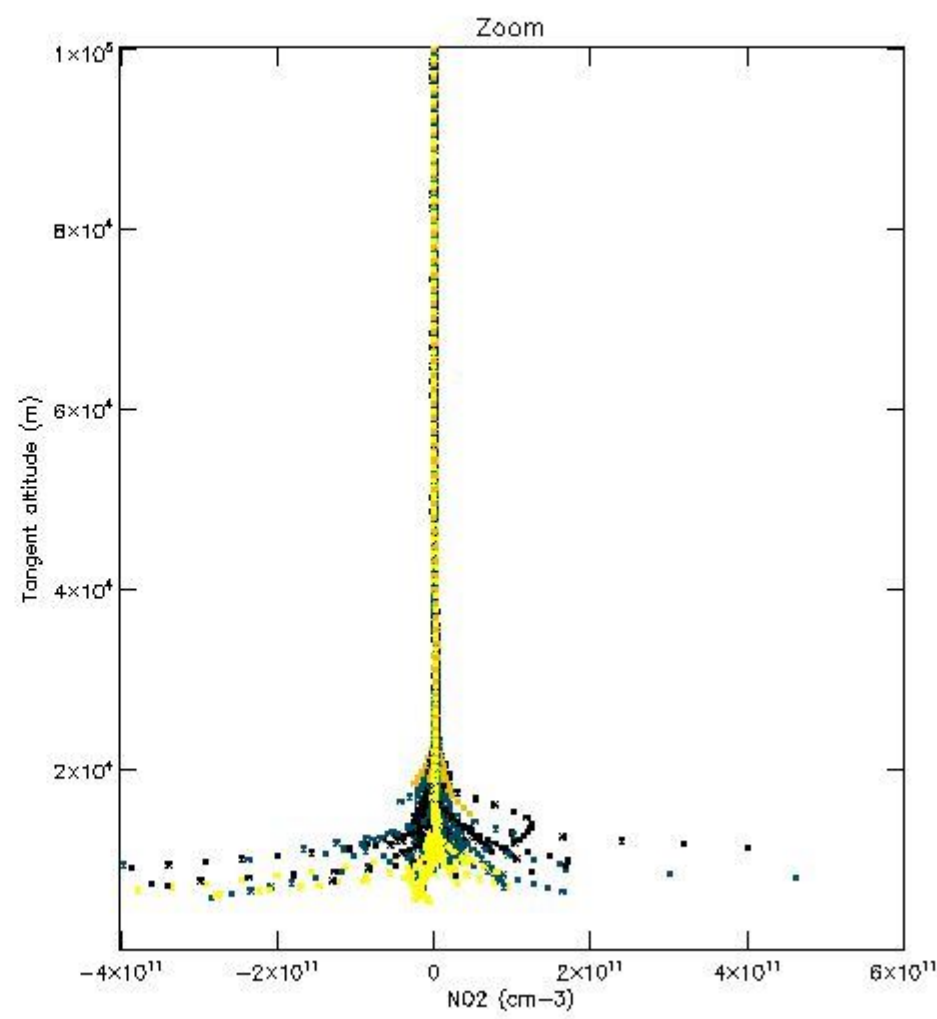
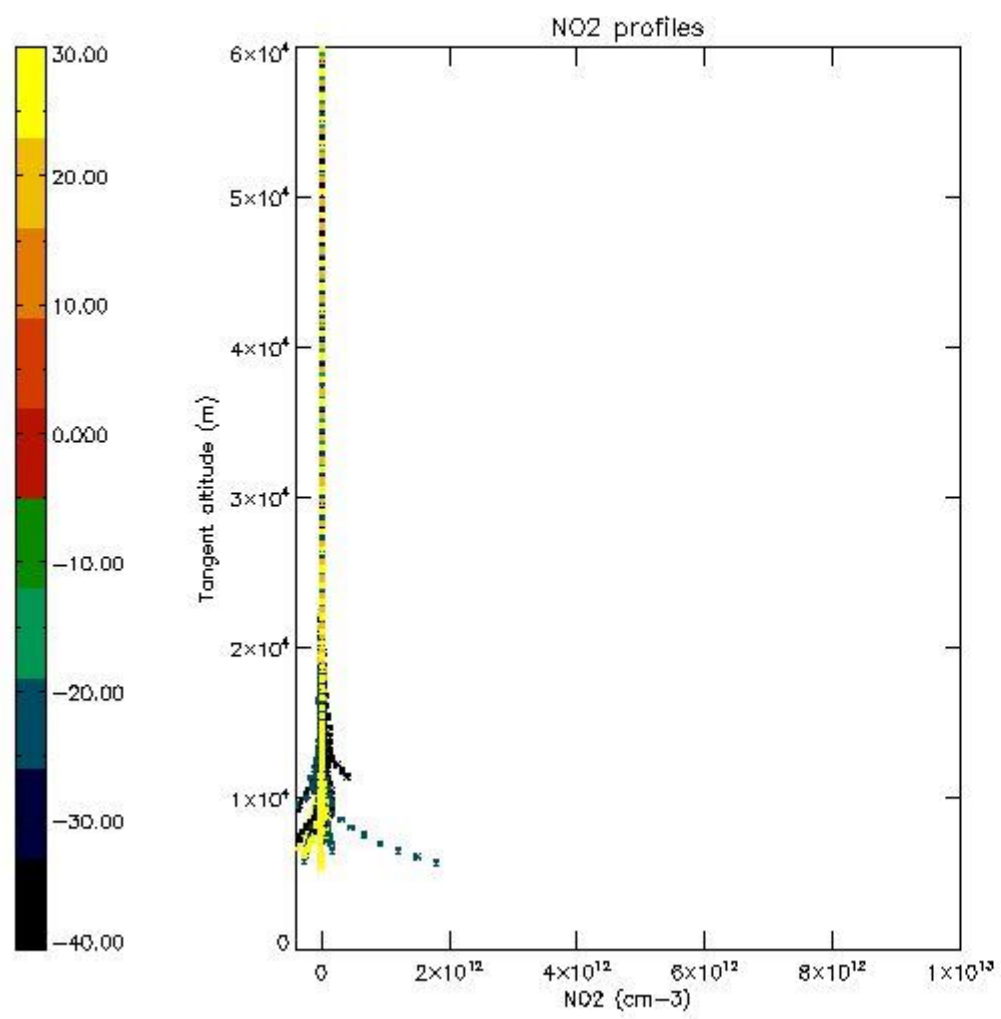
5.5 Plot ozone profiles where STD < 5% (dark without errors)

The colorbar represents the latitude.



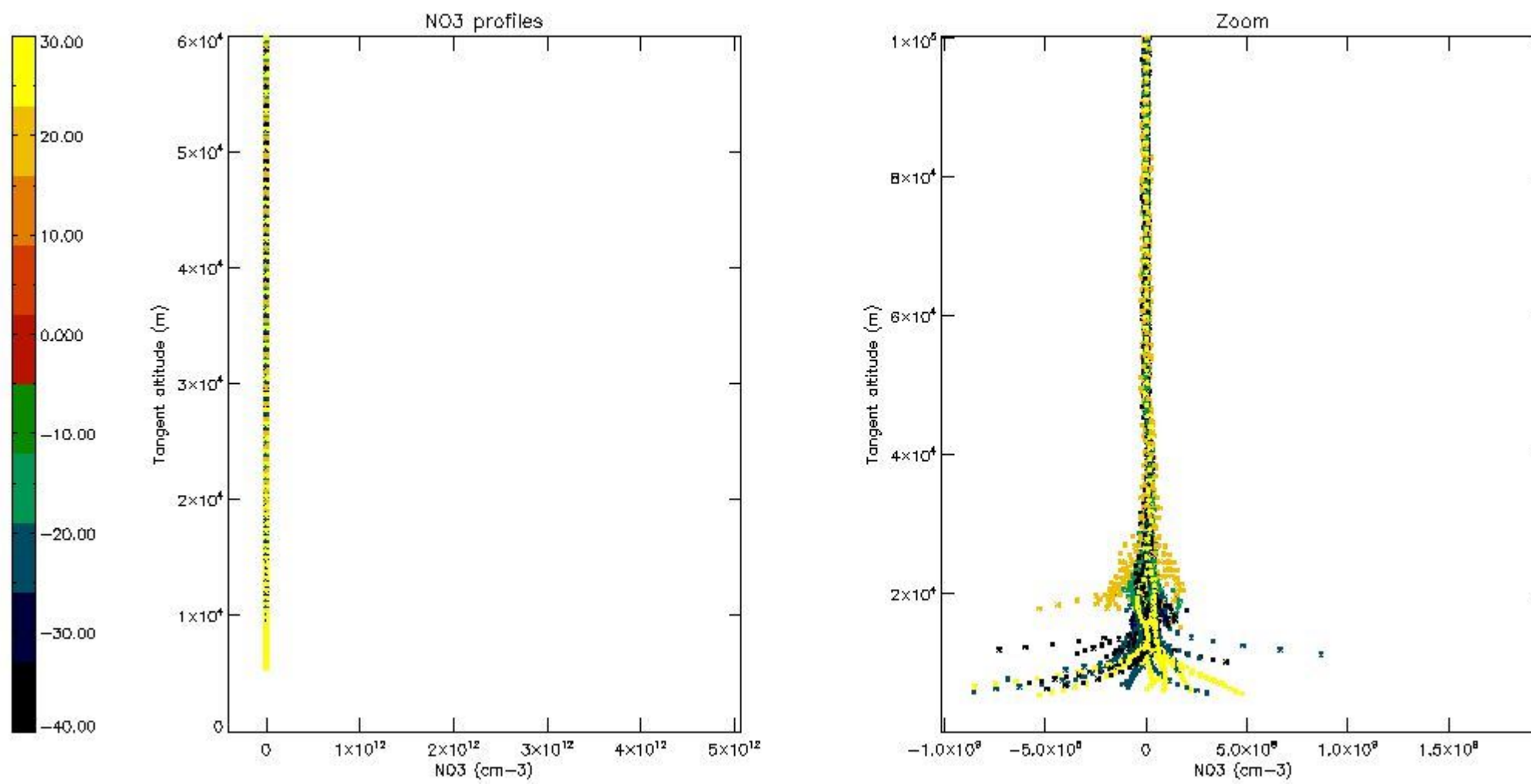
5.6 Plot NO₂ profiles for all STD (dark without errors)

The colorbar represents the latitude.



5.7 Plot NO3 profiles for all STD (dark without errors)

The colorbar represents the latitude.



6. Auxiliary Data Files used for the production reported in section 2

The number reported in the third column indicates since which file (see list in section 2) the corresponding auxiliary file has been used. The fourth column is the date of those product files.

Type	Auxiliary Filename	Used since product	Used since product date
INST_PHYS_CHARACTERISTICS	GOM_INS_AXVIEC20091111_143220_20030716_120000_20500101_000000	1	03-OCT-2005 01:13:59
LEVEL-2_PROC_CONFIG	GOM_PR2_AXVIEC20091111_152718_20020301_000000_20500101_000000	1	03-OCT-2005 01:13:59
CROSS_SECTIONS_FILE	GOM_CRS_AXVIEC20091111_154832_20020301_000000_20500101_000000	1	03-OCT-2005 01:13:59

GOMOS Level 2 Daily Report

SUMMARY

[1. General Info](#)

[2. Summary of processed GOM_NL_2P products](#)

[3. Level 2 Quality information per product](#)

[3.1 Plot of level 2 quality information per product \(time dependant\)](#)

[3.2 Plot of level 2 quality information per product \(world map\)](#)

[4. Level 1 Quality information per product \(stored on level 2 products\)](#)

[4.1 Plot of level 1 quality information per product \(time dependant\)](#)

[4.1.1 Plot of level 1 quality information per product \(time dependant\): ASCENDING](#)

[4.1.2 Plot of level 1 quality information per product \(time dependant\): DESCENDING](#)

[4.2 Plot of level 1 quality information per product \(world map\)](#)

[4.2.1 Plot of level 1 quality information per product \(world map\): ASCENDING](#)

[4.2.2 Plot of level 1 quality information per product \(world map\): DESCENDING](#)

[5. Ozone profiles based on quality statistics and other trace gas profiles](#)

[5.1 Ozone statistics based on quality of products](#)

[5.2 Plot ozone profiles for all STD \(dark without errors\)](#)

[5.3 Plot ozone profiles where STD < 20% \(dark without errors\)](#)

[5.4. Plot ozone profiles where STD < 10% \(dark without errors\)](#)

[5.5. Plot ozone profiles where STD < 5% \(dark without errors\)](#)

[5.6 Plot NO2 profiles for all STD \(dark without errors\)](#)

[5.7 Plot NO3 profiles for all STD \(dark without errors\)](#)

[5.8 Plot H2O profiles \(only for occultations of stars 1,2,3,4,13,14,16,26,63 dark without errors\) for all STD](#)

[6. Auxiliary Data Files used for the production reported in section 2](#)

This report presents the daily analysis on parameters extracted from GOMOS level 2 data (GOM_NL__2P). It is intended to monitor some important parameters that will impact the quality of these products. A list of level 2 products (and content) that have arrived during the reporting day to the PCF is also given.

Item	Value
Time of report generation	18APR2013 11:22:44
Data source version	GOMOS/6.01
Start time of products	03-10-2005 (03OCT2005 00:00:00)
Stop time of products	04-10-2005 (04OCT2005 00:00:00)
Store outputs in DB	Yes
Nb of level 2 prods	242
Nb of prods with errors	0

2. Summary of processed GOM_NL__2P products.

Nr	Filename	UTC Start time	Limb	Duration	Star Id	Star Name	Star Mag	Star Temp	Nb Meas	Orbit	Prod. error
1	GOM_NL__2PRFIN20051003_011359_000000372041_00189_18780_7269.N1	03-OCT-2005 01:13:59	Dark	36.500	29	Bet Car	1.6720	10200.	73	18780	No
2	GOM_NL__2PRFIN20051003_012439_000000402041_00189_18780_7270.N1	03-OCT-2005 01:24:39	Dark	39.500	143	Alp Hyi	2.8570	7200.0	79	18780	No
3	GOM_NL__2PRFIN20051003_012606_000000502041_00189_18780_7271.N1	03-OCT-2005 01:26:06	Dark	50.000	9	Alp Eri	0.45300	24000.	100	18780	No
4	GOM_NL__2PRFIN20051003_013125_000000382041_00189_18780_7272.N1	03-OCT-2005 01:31:25	Straylight	37.500	84	Alp Phe	2.3970	4500.0	75	18780	No
5	GOM_NL__2PRFIN20051003_013601_000000402041_00189_18780_7273.N1	03-OCT-2005 01:36:01	Straylight	39.500	18	24Alp PsA	1.1660	9700.0	79	18780	No
6	GOM_NL__2PRFIN20051003_014825_000000362041_00189_18780_7274.N1	03-OCT-2005 01:48:25	Bright	35.500	90	54Alp Peg	2.4870	11000.	71	18780	No
7	GOM_NL__2PRFIN20051003_015202_000000362041_00189_18780_7275.N1	03-OCT-2005 01:52:02	Bright	36.000	93	53Bet Peg	2.5200	3100.0	72	18780	No
8	GOM_NL__2PRFIN20051003_020221_000000362041_00189_18780_7276.N1	03-OCT-2005 02:02:21	Bright	36.000	89	5Alp Cep	2.4510	8000.0	72	18780	No
9	GOM_NL__2PRFIN20051003_020923_000000332041_00189_18780_7277.N1	03-OCT-2005 02:09:23	Bright	33.000	49	1Alp UMi	1.9900	6300.0	66	18780	No
10	GOM_NL__2PRFIN20051003_021135_000000372041_00189_18780_7278.N1	03-OCT-2005 02:11:35	Bright	36.500	60	7Bet UMi	2.0810	3950.0	73	18780	No
11	GOM_NL__2PRFIN20051003_021724_000000362041_00189_18780_7279.N1	03-OCT-2005 02:17:24	Bright	35.500	36	50Alp UMa	1.8000	6300.0	71	18780	No
12	GOM_NL__2PRFIN20051003_021855_000000342041_00189_18780_7280.N1	03-OCT-2005 02:18:55	Bright	33.500	82	48Bet UMa	2.3650	10600.	67	18780	No
13	GOM_NL__2PRFIN20051003_022209_000000342041_00189_18780_7281.N1	03-OCT-2005 02:22:09	Bright	34.000	174	52Psi UMa	3.0040	4400.0	68	18780	No
14	GOM_NL__2PRFIN20051003_022932_000000342041_00189_18780_7282.N1	03-OCT-2005 02:29:32	Bright	33.500	51	41Gam1Leo	2.0100	4500.0	67	18780	No
15	GOM_NL__2PRFIN20051003_024809_000000452041_00189_18780_7283.N1	03-OCT-2005 02:48:09	Dark	45.000	65	Lam Vel	2.2040	4400.0	90	18780	No
16	GOM_NL__2PRFIN20051003_025126_000000382041_00189_18780_7284.N1	03-OCT-2005 02:51:26	Dark	38.000	46	Del Vel	1.9540	10600.	76	18780	No
17	GOM_NL__2PRFIN20051003_025301_000000482041_00190_18781_7269.N1	03-OCT-2005 02:53:01	Dark	48.000	41	Eps Car	1.8600	4100.0	96	18781	No
18	GOM_NL__2PRFIN20051003_025435_000000372041_00190_18781_7270.N1	03-OCT-2005 02:54:35	Dark	36.500	29	Bet Car	1.6720	10200.	73	18781	No
19	GOM_NL__2PRFIN20051003_030515_000000392041_00190_18781_7271.N1	03-OCT-2005 03:05:15	Dark	39.000	143	Alp Hyi	2.8570	7200.0	78	18781	No
20	GOM_NL__2PRFIN20051003_030643_000000452041_00190_18781_7272.N1	03-OCT-2005 03:06:43	Dark	44.500	9	Alp Eri	0.45300	24000.	89	18781	No
21	GOM_NL__2PRFIN20051003_031201_000000432041_00190_18781_7273.N1	03-OCT-2005 03:12:01	Straylight	43.000	84	Alp Phe	2.3970	4500.0	86	18781	No
22	GOM_NL__2PRFIN20051003_031637_000000392041_00190_18781_7274.N1	03-OCT-2005 03:16:37	Straylight	39.000	18	24Alp PsA	1.1660	9700.0	78	18781	No
23	GOM_NL__2PRFIN20051003_032901_000000362041_00190_18781_7275.N1	03-OCT-2005 03:29:01	Bright	35.500	90	54Alp Peg	2.4870	11000.	71	18781	No
24	GOM_NL__2PRFIN20051003_033238_000000382041_00190_18781_7276.N1	03-OCT-2005 03:32:38	Bright	37.500	93	53Bet Peg	2.5200	3100.0	75	18781	No
25	GOM_NL__2PRFIN20051003_034258_000000352041_00190_18781_7277.N1	03-OCT-2005 03:42:58	Bright	35.000	89	5Alp Cep	2.4510	8000.0	70	18781	No
26	GOM_NL__2PRFIN20051003_034959_000000342041_00190_18781_7278.N1	03-OCT-2005 03:49:59	Bright	34.000	49	1Alp UMi	1.9900	6300.0	68	18781	No
27	GOM_NL__2PRFIN20051003_035211_000000372041_00190_18781_7279.N1	03-OCT-2005 03:52:11	Bright	36.500	60	7Bet UMi	2.0810	3950.0	73	18781	No
28	GOM_NL__2PRFIN20051003_035800_000000352041_00190_18781_7280.N1	03-OCT-2005 03:58:00	Bright	35.000	36	50Alp UMa	1.8000	6300.0	70	18781	No
29	GOM_NL__2PRFIN20051003_035931_000000352041_00190_18781_7281.N1	03-OCT-2005 03:59:31	Bright	35.000	82	48Bet UMa	2.3650	10600.	70	18781	No
30	GOM_NL__2PRFIN20051003_040245_000000512041_00190_18781_7282.N1	03-OCT-2005 04:02:45	Bright	51.000	174	52Psi UMa	3.0040	4400.0	102	18781	No
31	GOM_NL__2PRFIN20051003_041008_000000332041_00190_18781_7283.N1	03-OCT-2005 04:10:08	Bright	33.000	51	41Gam1Leo	2.0100	4500.0	66	18781	No
32	GOM_NL__2PRFIN20051003_042846_000000462041_00190_18781_7284.N1	03-OCT-2005 04:28:46	Dark	45.500	65	Lam Vel	2.2040	4400.0	91	18781	No
33	GOM_NL__2PRFIN20051003_043202_000000392041_00190_18781_7285.N1	03-OCT-2005 04:32:02	Dark	38.500	46	Del Vel	1.9540	10600.	77	18781	No
34	GOM_NL__2PRFIN20051003_043338_000000502041_00191_18782_7269.N1	03-OCT-2005 04:33:38	Dark	49.500	41	Eps Car	1.8600	4100.0	99	18782	No
35	GOM_NL__2PRFIN20051003_043511_000000372041_00191_18782_7270.N1	03-OCT-2005 04:35:11	Dark	36.500	29	Bet Car	1.6720	10200.	73	18782	No
36	GOM_NL__2PRFIN20051003_044551_000000392041_00191_18782_7271.N1	03-OCT-2005 04:45:51	Dark	38.500	143	Alp Hyi	2.8570	7200.0	77	18782	No
37	GOM_NL__2PRFIN20051003_044719_000000412041_00191_18782_7272.N1	03-OCT-2005 04:47:19	Dark	40.500	9	Alp Eri	0.45300	24000.	81	18782	No
38	GOM_NL__2PRFIN20051003_045237_000000412041_00191_18782_7273.N1	03-OCT-2005 04:52:37	Straylight	40.500	84	Alp Phe	2.3970	4500.0	81	18782	No
39	GOM_NL__2PRFIN20051003_045713_000000442041_00191_18782_7274.N1	03-OCT-2005 04:57:13	Straylight	43.500	18	24Alp PsA	1.1660	9700.0	87	18782	No
40	GOM_NL__2PRFIN20051003_050937_000000362041_00191_18782_7275.N1	03-OCT-2005 05:09:37	Bright	35.500	90	54Alp Peg	2.4870	11000.	71	18782	No
41	GOM_NL__2PRFIN20051003_051314_000000352041_00191_18782_7276.N1	03-OCT-2005 05:13:14	Bright	35.000	93	53Bet Peg	2.5200	3100.0	70	18782	No
42	GOM_NL__2PRFIN20051003_052334_000000362041_00191_18782_7277.N1	03-OCT-2005 05:23:34	Bright	35.500	89	5Alp Cep	2.4510	8000.0	71	18782	No

43	GOM_NL__2PRFIN20051003_053035_000000362041_00191_18782_7278.N1	03-OCT-2005 05:30:35	Bright	35.500	49	1Alp UMi	1.9900	6300.0	71	18782	No
44	GOM_NL__2PRFIN20051003_053248_000000362041_00191_18782_7279.N1	03-OCT-2005 05:32:48	Bright	35.500	60	7Bet UMi	2.0810	3950.0	71	18782	No
45	GOM_NL__2PRFIN20051003_053836_000000382041_00191_18782_7280.N1	03-OCT-2005 05:38:36	Bright	37.500	36	50Alp UMa	1.8000	6300.0	75	18782	No
46	GOM_NL__2PRFIN20051003_054007_000000362041_00191_18782_7281.N1	03-OCT-2005 05:40:07	Bright	35.500	82	48Bet UMa	2.3650	10600.	71	18782	No
47	GOM_NL__2PRFIN20051003_054321_000000342041_00191_18782_7282.N1	03-OCT-2005 05:43:21	Bright	33.500	174	52Psi UMa	3.0040	4400.0	67	18782	No
48	GOM_NL__2PRFIN20051003_055044_000000332041_00191_18782_7283.N1	03-OCT-2005 05:50:44	Bright	33.000	51	41Gam1Leo	2.0100	4500.0	66	18782	No
49	GOM_NL__2PRFIN20051003_055306_000000332041_00191_18782_7284.N1	03-OCT-2005 05:53:06	Bright	32.500	22	32Alp Leo	1.3600	15200.	65	18782	No
50	GOM_NL__2PRFIN20051003_060922_000000412041_00191_18782_7285.N1	03-OCT-2005 06:09:22	Dark	41.000	65	Lam Vel	2.2040	4400.0	82	18782	No
51	GOM_NL__2PRFIN20051003_061239_000000432041_00191_18782_7286.N1	03-OCT-2005 06:12:39	Dark	43.000	46	Del Vel	1.9540	10600.	86	18782	No
52	GOM_NL__2PRFIN20051003_061414_000000442041_00192_18783_7269.N1	03-OCT-2005 06:14:14	Dark	44.000	41	Eps Car	1.8600	4100.0	88	18783	No
53	GOM_NL__2PRFIN20051003_061548_000000402041_00192_18783_7270.N1	03-OCT-2005 06:15:48	Dark	39.500	29	Bet Car	1.6720	10200.	79	18783	No
54	GOM_NL__2PRFIN20051003_062628_000000382041_00192_18783_7271.N1	03-OCT-2005 06:26:28	Dark	37.500	143	Alp Hyi	2.8570	7200.0	75	18783	No
55	GOM_NL__2PRFIN20051003_062755_000000502041_00192_18783_7272.N1	03-OCT-2005 06:27:55	Dark	50.000	9	Alp Eri	0.45300	24000.	100	18783	No
56	GOM_NL__2PRFIN20051003_063314_000000452041_00192_18783_7273.N1	03-OCT-2005 06:33:14	Straylight	45.000	84	Alp Phe	2.3970	4500.0	90	18783	No
57	GOM_NL__2PRFIN20051003_063750_000000452041_00192_18783_7274.N1	03-OCT-2005 06:37:50	Straylight	45.000	18	24Alp PsA	1.1660	9700.0	90	18783	No
58	GOM_NL__2PRFIN20051003_065013_000000372041_00192_18783_7275.N1	03-OCT-2005 06:50:13	Bright	37.000	90	54Alp Peg	2.4870	11000.	74	18783	No
59	GOM_NL__2PRFIN20051003_065350_000000382041_00192_18783_7276.N1	03-OCT-2005 06:53:50	Bright	38.000	93	53Bet Peg	2.5200	3100.0	76	18783	No
60	GOM_NL__2PRFIN20051003_070410_000000352041_00192_18783_7277.N1	03-OCT-2005 07:04:10	Bright	35.000	89	5Alp Cep	2.4510	8000.0	70	18783	No
61	GOM_NL__2PRFIN20051003_071111_000000362041_00192_18783_7278.N1	03-OCT-2005 07:11:11	Bright	36.000	49	1Alp UMi	1.9900	6300.0	72	18783	No
62	GOM_NL__2PRFIN20051003_071324_000000372041_00192_18783_7279.N1	03-OCT-2005 07:13:24	Bright	36.500	60	7Bet UMi	2.0810	3950.0	73	18783	No
63	GOM_NL__2PRFIN20051003_071912_000000382041_00192_18783_7280.N1	03-OCT-2005 07:19:12	Bright	37.500	36	50Alp UMa	1.8000	6300.0	75	18783	No
64	GOM_NL__2PRFIN20051003_072043_000000342041_00192_18783_7281.N1	03-OCT-2005 07:20:43	Bright	34.000	82	48Bet UMa	2.3650	10600.	68	18783	No
65	GOM_NL__2PRFIN20051003_072357_000000332041_00192_18783_7282.N1	03-OCT-2005 07:23:57	Bright	33.000	174	52Psi UMa	3.0040	4400.0	66	18783	No
66	GOM_NL__2PRFIN20051003_073120_000000322041_00192_18783_7283.N1	03-OCT-2005 07:31:20	Bright	32.000	51	41Gam1Leo	2.0100	4500.0	64	18783	No
67	GOM_NL__2PRFIN20051003_073342_000000322041_00192_18783_7284.N1	03-OCT-2005 07:33:42	Bright	31.500	22	32Alp Leo	1.3600	15200.	63	18783	No
68	GOM_NL__2PRFIN20051003_074958_000000442041_00192_18783_7285.N1	03-OCT-2005 07:49:58	Dark	44.000	65	Lam Vel	2.2040	4400.0	88	18783	No
69	GOM_NL__2PRFIN20051003_075315_000000392041_00192_18783_7286.N1	03-OCT-2005 07:53:15	Dark	39.000	46	Del Vel	1.9540	10600.	78	18783	No
70	GOM_NL__2PRFIN20051003_075451_000000392041_00193_18784_7269.N1	03-OCT-2005 07:54:51	Dark	39.000	41	Eps Car	1.8600	4100.0	78	18784	No
71	GOM_NL__2PRFIN20051003_075624_000000372041_00193_18784_7270.N1	03-OCT-2005 07:56:24	Dark	37.000	29	Bet Car	1.6720	10200.	74	18784	No
72	GOM_NL__2PRFIN20051003_080704_000000392041_00193_18784_7271.N1	03-OCT-2005 08:07:04	Dark	39.000	143	Alp Hyi	2.8570	7200.0	78	18784	No
73	GOM_NL__2PRFIN20051003_080832_000000462041_00193_18784_7272.N1	03-OCT-2005 08:08:32	Dark	46.000	9	Alp Eri	0.45300	24000.	92	18784	No
74	GOM_NL__2PRFIN20051003_081350_000000432041_00193_18784_7273.N1	03-OCT-2005 08:13:50	Straylight	42.500	84	Alp Phe	2.3970	4500.0	85	18784	No
75	GOM_NL__2PRFIN20051003_081826_000000412041_00193_18784_7274.N1	03-OCT-2005 08:18:26	Straylight	41.000	18	24Alp PsA	1.1660	9700.0	82	18784	No
76	GOM_NL__2PRFIN20051003_083049_000000362041_00193_18784_7275.N1	03-OCT-2005 08:30:49	Bright	36.000	90	54Alp Peg	2.4870	11000.	72	18784	No
77	GOM_NL__2PRFIN20051003_083426_000000372041_00193_18784_7276.N1	03-OCT-2005 08:34:26	Bright	36.500	93	53Bet Peg	2.5200	3100.0	73	18784	No
78	GOM_NL__2PRFIN20051003_084446_000000362041_00193_18784_7277.N1	03-OCT-2005 08:44:46	Bright	35.500	89	5Alp Cep	2.4510	8000.0	71	18784	No
79	GOM_NL__2PRFIN20051003_085147_000000362041_00193_18784_7278.N1	03-OCT-2005 08:51:47	Bright	35.500	49	1Alp UMi	1.9900	6300.0	71	18784	No
80	GOM_NL__2PRFIN20051003_085400_000000352041_00193_18784_7279.N1	03-OCT-2005 08:54:00	Bright	34.500	60	7Bet UMi	2.0810	3950.0	69	18784	No
81	GOM_NL__2PRFIN20051003_085948_000000352041_00193_18784_7280.N1	03-OCT-2005 08:59:48	Bright	35.000	36	50Alp UMa	1.8000	6300.0	70	18784	No
82	GOM_NL__2PRFIN20051003_090119_000000352041_00193_18784_7281.N1	03-OCT-2005 09:01:19	Bright	35.000	82	48Bet UMa	2.3650	10600.	70	18784	No
83	GOM_NL__2PRFIN20051003_090433_000000352041_00193_18784_7282.N1	03-OCT-2005 09:04:33	Bright	34.500	174	52Psi UMa	3.0040	4400.0	69	18784	No
84	GOM_NL__2PRFIN20051003_091156_000000322041_00193_18784_7283.N1	03-OCT-2005 09:11:56	Bright	32.000	51	41Gam1Leo	2.0100	4500.0	64	18784	No
85	GOM_NL__2PRFIN20051003_091419_000000322041_00193_18784_7284.N1	03-OCT-2005 09:14:19	Bright	32.000	22	32Alp Leo	1.3600	15200.	64	18784	No
86	GOM_NL__2PRFIN20051003_093035_000000462041_00193_18784_7285.N1	03-OCT-2005 09:30:35	Dark	45.500	65	Lam Vel	2.2040	4400.0	91	18784	No
87	GOM_NL__2PRFIN20051003_093351_000000392041_00193_18784_7286.N1	03-OCT-2005 09:33:51	Dark	38.500	46	Del Vel	1.9540	10600.	77	18784	No
88	GOM_NL__2PRFIN20051003_093527_000000492041_00194_18785_7269.N1	03-OCT-2005 09:35:27	Dark	48.500	41	Eps Car	1.8600	4100.0	97	18785	No
89	GOM_NL__2PRFIN20051003_093700_000000372041_00194_18785_7270.N1	03-OCT-2005 09:37:00	Dark	37.000	29	Bet Car	1.6720	10200.	74	18785	No
90	GOM_NL__2PRFIN20051003_094740_000000382041_00194_18785_7271.N1	03-OCT-2005 09:47:40	Dark	38.000	143	Alp Hyi	2.8570	7200.0	76	18785	No
91	GOM_NL__2PRFIN20051003_094908_000000422041_00194_18785_7272.N1	03-OCT-2005 09:49:08	Dark	41.500	9	Alp Eri	0.45300	24000.	83	18785	No
92	GOM_NL__2PRFIN20051003_095426_000000412041_00194_18785_7273.N1	03-OCT-2005 09:54:26	Straylight	41.000	84	Alp Phe	2.3970	4500.0	82	18785	No
93	GOM_NL__2PRFIN20051003_095902_000000422041_00194_18785_7274.N1	03-OCT-2005 09:59:02	Straylight	42.000	18	24Alp PsA	1.1660	9700.0	84	18785	No
94	GOM_NL__2PRFIN20051003_101125_000000362041_00194_18785_7275.N1	03-OCT-2005 10:11:25	Bright	36.000	90	54Alp Peg	2.4870	11000.	72	18785	No
95	GOM_NL__2PRFIN20051003_101502_000000372041_00194_18785_7276.N1	03-OCT-2005 10:15:02	Bright	37.000	93	53Bet Peg	2.5200	3100.0	74	18785	No
96	GOM_NL__2PRFIN20051003_102522_000000352041_00194_18785_7277.N1	03-OCT-2005 10:25:22	Bright	34.500	89	5Alp Cep	2.4510	8000.0	69	18785	No
97	GOM_NL__2PRFIN20051003_103223_000000362041_00194_18785_7278.N1	03-OCT-2005 10:32:23	Bright	35.500	49	1Alp UMi	1.9900	6300.0	71	18785	No
98	GOM_NL__2PRFIN20051003_103436_000000362041_00194_18785_7279.N1	03-OCT-2005 10:34:36	Bright	36.000	60	7Bet UMi	2.0810	3950.0	72	18785	No
99	GOM_NL__2PRFIN20051003_104024_000000382041_00194_18785_7280.N1	03-OCT-2005 10:40:24	Bright	37.500	36	50Alp UMa	1.8000	6300.0	75	18785	No
100	GOM_NL__2PRFIN20051003_104155_000000362041_00194_18785_7281.N1	03-OCT-2005 10:41:55	Bright	35.500	82	48Bet UMa	2.3650	10600.	71	18785	No
101	GOM_NL__2PRFIN20051003_104509_000000332041_00194_18785_7282.N1	03-OCT-2005 10:45:09	Bright	32.500	174	52Psi UMa	3.0040	4400.0	65	18785	No

102	GOM_NL__2PRFIN20051003_105232_000000312041_00194_18785_7283.N1	03-OCT-2005 10:52:32	Bright	31.000	51	41Gam1Leo	2.0100	4500.0	62	18785	No
103	GOM_NL__2PRFIN20051003_105455_000000322041_00194_18785_7284.N1	03-OCT-2005 10:54:55	Bright	32.000	22	32Alp Leo	1.3600	15200.	64	18785	No
104	GOM_NL__2PRFIN20051003_111111_000000472041_00194_18785_7285.N1	03-OCT-2005 11:11:11	Dark	47.000	65	Lam Vel	2.2040	4400.0	94	18785	No
105	GOM_NL__2PRFIN20051003_111428_000000412041_00194_18785_7286.N1	03-OCT-2005 11:14:28	Dark	41.000	46	Del Vel	1.9540	10600.	82	18785	No
106	GOM_NL__2PRFIN20051003_111603_000000492041_00195_18786_7269.N1	03-OCT-2005 11:16:03	Dark	48.500	41	Eps Car	1.8600	4100.0	97	18786	No
107	GOM_NL__2PRFIN20051003_111736_000000392041_00195_18786_7270.N1	03-OCT-2005 11:17:36	Dark	38.500	29	Bet Car	1.6720	10200.	77	18786	No
108	GOM_NL__2PRFIN20051003_112816_000000422041_00195_18786_7271.N1	03-OCT-2005 11:28:16	Dark	41.500	143	Alp Hyi	2.8570	7200.0	83	18786	No
109	GOM_NL__2PRFIN20051003_112944_000000502041_00195_18786_7272.N1	03-OCT-2005 11:29:44	Dark	50.000	9	Alp Eri	0.45300	24000.	100	18786	No
110	GOM_NL__2PRFIN20051003_113502_000000452041_00195_18786_7273.N1	03-OCT-2005 11:35:02	Straylight	44.500	84	Alp Phe	2.3970	4500.0	89	18786	No
111	GOM_NL__2PRFIN20051003_113938_000000432041_00195_18786_7274.N1	03-OCT-2005 11:39:38	Straylight	42.500	18	24Alp PsA	1.1660	9700.0	85	18786	No
112	GOM_NL__2PRFIN20051003_115201_000000362041_00195_18786_7275.N1	03-OCT-2005 11:52:01	Bright	36.000	90	54Alp Peg	2.4870	11000.	72	18786	No
113	GOM_NL__2PRFIN20051003_115538_000000352041_00195_18786_7276.N1	03-OCT-2005 11:55:38	Bright	34.500	93	53Bet Peg	2.5200	3100.0	69	18786	No
114	GOM_NL__2PRFIN20051003_120558_000000372041_00195_18786_7277.N1	03-OCT-2005 12:05:58	Bright	36.500	89	5Alp Cep	2.4510	8000.0	73	18786	No
115	GOM_NL__2PRFIN20051003_121259_000000362041_00195_18786_7278.N1	03-OCT-2005 12:12:59	Bright	35.500	49	1Alp UMi	1.9900	6300.0	71	18786	No
116	GOM_NL__2PRFIN20051003_121512_000000362041_00195_18786_7279.N1	03-OCT-2005 12:15:12	Bright	35.500	60	7Bet UMi	2.0810	3950.0	71	18786	No
117	GOM_NL__2PRFIN20051003_122100_000000372041_00195_18786_7280.N1	03-OCT-2005 12:21:00	Bright	37.000	36	50Alp UMa	1.8000	6300.0	74	18786	No
118	GOM_NL__2PRFIN20051003_122231_000000362041_00195_18786_7281.N1	03-OCT-2005 12:22:31	Bright	35.500	82	48Bet UMa	2.3650	10600.	71	18786	No
119	GOM_NL__2PRFIN20051003_122545_000000492041_00195_18786_7282.N1	03-OCT-2005 12:25:45	Bright	48.500	174	52Psi UMa	3.0040	4400.0	97	18786	No
120	GOM_NL__2PRFIN20051003_123309_000000322041_00195_18786_7283.N1	03-OCT-2005 12:33:09	Bright	31.500	51	41Gam1Leo	2.0100	4500.0	63	18786	No
121	GOM_NL__2PRFIN20051003_123531_000000342041_00195_18786_7284.N1	03-OCT-2005 12:35:31	Bright	34.000	22	32Alp Leo	1.3600	15200.	68	18786	No
122	GOM_NL__2PRFIN20051003_125147_000000452041_00195_18786_7285.N1	03-OCT-2005 12:51:47	Dark	44.500	65	Lam Vel	2.2040	4400.0	89	18786	No
123	GOM_NL__2PRFIN20051003_125504_000000392041_00195_18786_7286.N1	03-OCT-2005 12:55:04	Dark	38.500	46	Del Vel	1.9540	10600.	77	18786	No
124	GOM_NL__2PRFIN20051003_125639_000000442041_00196_18787_7269.N1	03-OCT-2005 12:56:39	Dark	43.500	41	Eps Car	1.8600	4100.0	87	18787	No
125	GOM_NL__2PRFIN20051003_125812_000000382041_00196_18787_7270.N1	03-OCT-2005 12:58:12	Dark	38.000	29	Bet Car	1.6720	10200.	76	18787	No
126	GOM_NL__2PRFIN20051003_130853_000000392041_00196_18787_7271.N1	03-OCT-2005 13:08:53	Dark	39.000	143	Alp Hyi	2.8570	7200.0	78	18787	No
127	GOM_NL__2PRFIN20051003_131020_000000442041_00196_18787_7272.N1	03-OCT-2005 13:10:20	Dark	44.000	9	Alp Eri	0.45300	24000.	88	18787	No
128	GOM_NL__2PRFIN20051003_131538_000000452041_00196_18787_7273.N1	03-OCT-2005 13:15:38	Straylight	44.500	84	Alp Phe	2.3970	4500.0	89	18787	No
129	GOM_NL__2PRFIN20051003_132014_000000422041_00196_18787_7274.N1	03-OCT-2005 13:20:14	Straylight	42.000	18	24Alp PsA	1.1660	9700.0	84	18787	No
130	GOM_NL__2PRFIN20051003_133237_000000362041_00196_18787_7275.N1	03-OCT-2005 13:32:37	Bright	35.500	90	54Alp Peg	2.4870	11000.	71	18787	No
131	GOM_NL__2PRFIN20051003_133614_000000362041_00196_18787_7276.N1	03-OCT-2005 13:36:14	Bright	36.000	93	53Bet Peg	2.5200	3100.0	72	18787	No
132	GOM_NL__2PRFIN20051003_134634_000000372041_00196_18787_7277.N1	03-OCT-2005 13:46:34	Bright	36.500	89	5Alp Cep	2.4510	8000.0	73	18787	No
133	GOM_NL__2PRFIN20051003_135335_000000342041_00196_18787_7278.N1	03-OCT-2005 13:53:35	Bright	33.500	49	1Alp UMi	1.9900	6300.0	67	18787	No
134	GOM_NL__2PRFIN20051003_135549_000000352041_00196_18787_7279.N1	03-OCT-2005 13:55:49	Bright	35.000	60	7Bet UMi	2.0810	3950.0	70	18787	No
135	GOM_NL__2PRFIN20051003_140136_000000362041_00196_18787_7280.N1	03-OCT-2005 14:01:36	Bright	36.000	36	50Alp UMa	1.8000	6300.0	72	18787	No
136	GOM_NL__2PRFIN20051003_140307_000000352041_00196_18787_7281.N1	03-OCT-2005 14:03:07	Bright	35.000	82	48Bet UMa	2.3650	10600.	70	18787	No
137	GOM_NL__2PRFIN20051003_140622_000000332041_00196_18787_7282.N1	03-OCT-2005 14:06:22	Bright	32.500	174	52Psi UMa	3.0040	4400.0	65	18787	No
138	GOM_NL__2PRFIN20051003_141345_000000342041_00196_18787_7283.N1	03-OCT-2005 14:13:45	Bright	34.000	51	41Gam1Leo	2.0100	4500.0	68	18787	No
139	GOM_NL__2PRFIN20051003_141607_000000352041_00196_18787_7284.N1	03-OCT-2005 14:16:07	Bright	35.000	22	32Alp Leo	1.3600	15200.	70	18787	No
140	GOM_NL__2PRFIN20051003_143224_000000442041_00196_18787_7285.N1	03-OCT-2005 14:32:24	Dark	44.000	65	Lam Vel	2.2040	4400.0	88	18787	No
141	GOM_NL__2PRFIN20051003_143540_000000402041_00196_18787_7286.N1	03-OCT-2005 14:35:40	Dark	40.000	46	Del Vel	1.9540	10600.	80	18787	No
142	GOM_NL__2PRFIN20051003_143716_000000502041_00197_18788_7269.N1	03-OCT-2005 14:37:16	Dark	50.000	41	Eps Car	1.8600	4100.0	100	18788	No
143	GOM_NL__2PRFIN20051003_143848_000000382041_00197_18788_7270.N1	03-OCT-2005 14:38:48	Dark	38.000	29	Bet Car	1.6720	10200.	76	18788	No
144	GOM_NL__2PRFIN20051003_144929_000000392041_00197_18788_7271.N1	03-OCT-2005 14:49:29	Dark	38.500	143	Alp Hyi	2.8570	7200.0	77	18788	No
145	GOM_NL__2PRFIN20051003_145057_000000492041_00197_18788_7272.N1	03-OCT-2005 14:50:57	Dark	48.500	9	Alp Eri	0.45300	24000.	97	18788	No
146	GOM_NL__2PRFIN20051003_145615_000000432041_00197_18788_7273.N1	03-OCT-2005 14:56:15	Straylight	42.500	84	Alp Phe	2.3970	4500.0	85	18788	No
147	GOM_NL__2PRFIN20051003_150050_000000432041_00197_18788_7274.N1	03-OCT-2005 15:00:50	Straylight	43.000	18	24Alp PsA	1.1660	9700.0	86	18788	No
148	GOM_NL__2PRFIN20051003_151313_000000362041_00197_18788_7275.N1	03-OCT-2005 15:13:13	Bright	35.500	90	54Alp Peg	2.4870	11000.	71	18788	No
149	GOM_NL__2PRFIN20051003_151650_000000342041_00197_18788_7276.N1	03-OCT-2005 15:16:50	Bright	34.000	93	53Bet Peg	2.5200	3100.0	68	18788	No
150	GOM_NL__2PRFIN20051003_152711_000000372041_00197_18788_7277.N1	03-OCT-2005 15:27:11	Bright	36.500	89	5Alp Cep	2.4510	8000.0	73	18788	No
151	GOM_NL__2PRFIN20051003_153411_000000362041_00197_18788_7278.N1	03-OCT-2005 15:34:11	Bright	35.500	49	1Alp UMi	1.9900	6300.0	71	18788	No
152	GOM_NL__2PRFIN20051003_153625_000000372041_00197_18788_7279.N1	03-OCT-2005 15:36:25	Bright	37.000	60	7Bet UMi	2.0810	3950.0	74	18788	No
153	GOM_NL__2PRFIN20051003_154212_000000332041_00197_18788_7280.N1	03-OCT-2005 15:42:12	Bright	33.000	36	50Alp UMa	1.8000	6300.0	66	18788	No
154	GOM_NL__2PRFIN20051003_154343_000000332041_00197_18788_7281.N1	03-OCT-2005 15:43:43	Bright	33.000	82	48Bet UMa	2.3650	10600.	66	18788	No
155	GOM_NL__2PRFIN20051003_154657_000000342041_00197_18788_7282.N1	03-OCT-2005 15:46:57	Bright	33.500	174	52Psi UMa	3.0040	4400.0	67	18788	No
156	GOM_NL__2PRFIN20051003_155421_000000342041_00197_18788_7283.N1	03-OCT-2005 15:54:21	Bright	34.000	51	41Gam1Leo	2.0100	4500.0	68	18788	No
157	GOM_NL__2PRFIN20051003_155643_000000362041_00197_18788_7284.N1	03-OCT-2005 15:56:43	Bright	35.500	22	32Alp Leo	1.3600	15200.	71	18788	No
158	GOM_NL__2PRFIN20051003_161300_000000502041_00197_18788_7285.N1	03-OCT-2005 16:13:00	Dark	49.500	65	Lam Vel	2.2040	4400.0	99	18788	No
159	GOM_NL__2PRFIN20051003_161617_000000382041_00197_18788_7286.N1	03-OCT-2005 16:16:17	Dark	38.000	46	Del Vel	1.9540	10600.	76	18788	No
160	GOM_NL__2PRFIN20051003_161752_000000462041_00198_18789_7289.N1	03-OCT-2005 16:17:52	Dark	46.000	41	Eps Car	1.8600	4100.0	92	18789	No

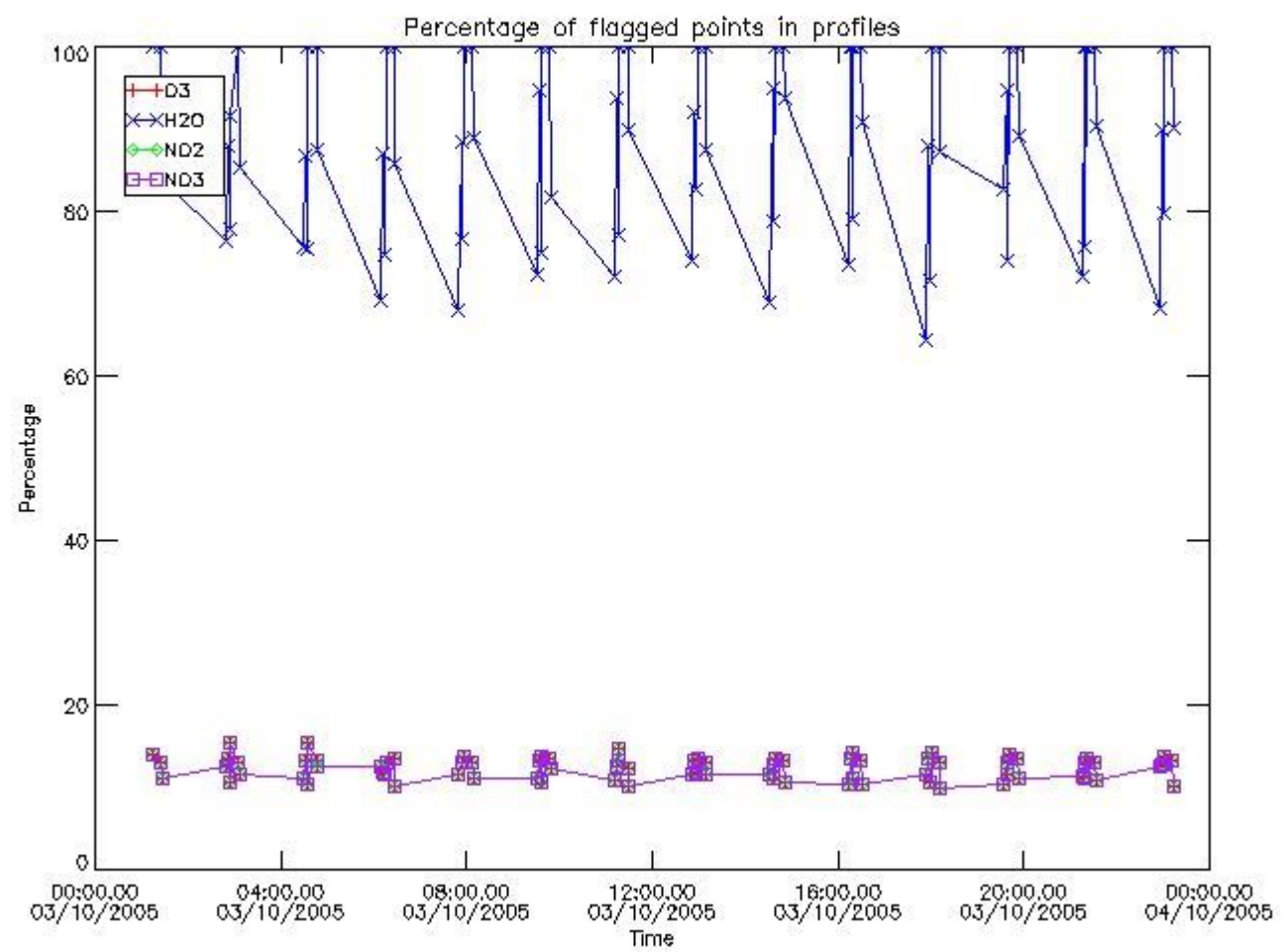
161	GOM_NL__2PRFIN20051003_161924_000000362041_00198_18789_7290.N1	03-OCT-2005 16:19:24	Dark	36.000	29	Bet Car	1.6720	10200.	72	18789	No
162	GOM_NL__2PRFIN20051003_163005_000000392041_00198_18789_7291.N1	03-OCT-2005 16:30:05	Dark	38.500	143	Alp Hyi	2.8570	7200.0	77	18789	No
163	GOM_NL__2PRFIN20051003_163133_000000492041_00198_18789_7292.N1	03-OCT-2005 16:31:33	Dark	49.000	9	Alp Eri	0.45300	24000.	98	18789	No
164	GOM_NL__2PRFIN20051003_163651_000000432041_00198_18789_7293.N1	03-OCT-2005 16:36:51	Straylight	43.000	84	Alp Phe	2.3970	4500.0	86	18789	No
165	GOM_NL__2PRFIN20051003_164126_000000412041_00198_18789_7294.N1	03-OCT-2005 16:41:26	Straylight	41.000	18	24Alp PsA	1.1660	9700.0	82	18789	No
166	GOM_NL__2PRFIN20051003_165349_000000372041_00198_18789_7295.N1	03-OCT-2005 16:53:49	Bright	37.000	90	54Alp Peg	2.4870	11000.	74	18789	No
167	GOM_NL__2PRFIN20051003_165726_000000372041_00198_18789_7296.N1	03-OCT-2005 16:57:26	Bright	36.500	93	53Bet Peg	2.5200	3100.0	73	18789	No
168	GOM_NL__2PRFIN20051003_170747_000000372041_00198_18789_7297.N1	03-OCT-2005 17:07:47	Bright	36.500	89	5Alp Cep	2.4510	8000.0	73	18789	No
169	GOM_NL__2PRFIN20051003_171447_000000362041_00198_18789_7298.N1	03-OCT-2005 17:14:47	Bright	35.500	49	1Alp UMi	1.9900	6300.0	71	18789	No
170	GOM_NL__2PRFIN20051003_171701_000000372041_00198_18789_7299.N1	03-OCT-2005 17:17:01	Bright	36.500	60	7Bet UMi	2.0810	3950.0	73	18789	No
171	GOM_NL__2PRFIN20051003_172248_000000342041_00198_18789_7300.N1	03-OCT-2005 17:22:48	Bright	33.500	36	50Alp UMa	1.8000	6300.0	67	18789	No
172	GOM_NL__2PRFIN20051003_172419_000000342041_00198_18789_7301.N1	03-OCT-2005 17:24:19	Bright	34.000	82	48Bet UMa	2.3650	10600.	68	18789	No
173	GOM_NL__2PRFIN20051003_172734_000000342041_00198_18789_7302.N1	03-OCT-2005 17:27:34	Bright	34.000	174	52Psi UMa	3.0040	4400.0	68	18789	No
174	GOM_NL__2PRFIN20051003_173457_000000352041_00198_18789_7303.N1	03-OCT-2005 17:34:57	Bright	34.500	51	41Gam1Leo	2.0100	4500.0	69	18789	No
175	GOM_NL__2PRFIN20051003_173719_000000382041_00198_18789_7304.N1	03-OCT-2005 17:37:19	Bright	37.500	22	32Alp Leo	1.3600	15200.	75	18789	No
176	GOM_NL__2PRFIN20051003_175337_000000442041_00198_18789_7305.N1	03-OCT-2005 17:53:37	Dark	44.000	65	Lam Vel	2.2040	4400.0	88	18789	No
177	GOM_NL__2PRFIN20051003_175653_000000382041_00198_18789_7306.N1	03-OCT-2005 17:56:53	Dark	38.000	46	Del Vel	1.9540	10600.	76	18789	No
178	GOM_NL__2PRFIN20051003_175828_000000482041_00199_18790_7289.N1	03-OCT-2005 17:58:28	Dark	48.000	41	Eps Car	1.8600	4100.0	96	18790	No
179	GOM_NL__2PRFIN20051003_180000_000000362041_00199_18790_7290.N1	03-OCT-2005 18:00:00	Dark	36.000	29	Bet Car	1.6720	10200.	72	18790	No
180	GOM_NL__2PRFIN20051003_181042_000000402041_00199_18790_7291.N1	03-OCT-2005 18:10:42	Dark	39.500	143	Alp Hyi	2.8570	7200.0	79	18790	No
181	GOM_NL__2PRFIN20051003_181209_000000512041_00199_18790_7292.N1	03-OCT-2005 18:12:09	Dark	50.500	9	Alp Eri	0.45300	24000.	101	18790	No
182	GOM_NL__2PRFIN20051003_181727_000000452041_00199_18790_7293.N1	03-OCT-2005 18:17:27	Straylight	44.500	84	Alp Phe	2.3970	4500.0	89	18790	No
183	GOM_NL__2PRFIN20051003_182202_000000442041_00199_18790_7294.N1	03-OCT-2005 18:22:02	Straylight	44.000	18	24Alp PsA	1.1660	9700.0	88	18790	No
184	GOM_NL__2PRFIN20051003_183425_000000362041_00199_18790_7295.N1	03-OCT-2005 18:34:25	Bright	35.500	90	54Alp Peg	2.4870	11000.	71	18790	No
185	GOM_NL__2PRFIN20051003_183802_000000362041_00199_18790_7296.N1	03-OCT-2005 18:38:02	Bright	36.000	93	53Bet Peg	2.5200	3100.0	72	18790	No
186	GOM_NL__2PRFIN20051003_184823_000000362041_00199_18790_7297.N1	03-OCT-2005 18:48:23	Bright	36.000	89	5Alp Cep	2.4510	8000.0	72	18790	No
187	GOM_NL__2PRFIN20051003_185523_000000372041_00199_18790_7298.N1	03-OCT-2005 18:55:23	Bright	36.500	49	1Alp UMi	1.9900	6300.0	73	18790	No
188	GOM_NL__2PRFIN20051003_185737_000000372041_00199_18790_7299.N1	03-OCT-2005 18:57:37	Bright	37.000	60	7Bet UMi	2.0810	3950.0	74	18790	No
189	GOM_NL__2PRFIN20051003_190324_000000352041_00199_18790_7300.N1	03-OCT-2005 19:03:24	Bright	35.000	36	50Alp UMa	1.8000	6300.0	70	18790	No
190	GOM_NL__2PRFIN20051003_190455_000000342041_00199_18790_7301.N1	03-OCT-2005 19:04:55	Bright	34.000	82	48Bet UMa	2.3650	10600.	68	18790	No
191	GOM_NL__2PRFIN20051003_190810_000000352041_00199_18790_7302.N1	03-OCT-2005 19:08:10	Bright	35.000	174	52Psi UMa	3.0040	4400.0	70	18790	No
192	GOM_NL__2PRFIN20051003_191533_000000342041_00199_18790_7303.N1	03-OCT-2005 19:15:33	Bright	34.000	51	41Gam1Leo	2.0100	4500.0	68	18790	No
193	GOM_NL__2PRFIN20051003_191756_000000472041_00199_18790_7304.N1	03-OCT-2005 19:17:56	Bright	47.000	22	32Alp Leo	1.3600	15200.	94	18790	No
194	GOM_NL__2PRFIN20051003_193413_000000502041_00199_18790_7305.N1	03-OCT-2005 19:34:13	Dark	49.500	65	Lam Vel	2.2040	4400.0	99	18790	No
195	GOM_NL__2PRFIN20051003_193729_000000392041_00199_18790_7306.N1	03-OCT-2005 19:37:29	Dark	39.000	46	Del Vel	1.9540	10600.	78	18790	No
196	GOM_NL__2PRFIN20051003_193905_000000452041_00200_18791_7289.N1	03-OCT-2005 19:39:05	Dark	44.500	41	Eps Car	1.8600	4100.0	89	18791	No
197	GOM_NL__2PRFIN20051003_194036_000000372041_00200_18791_7290.N1	03-OCT-2005 19:40:36	Dark	36.500	29	Bet Car	1.6720	10200.	73	18791	No
198	GOM_NL__2PRFIN20051003_195118_000000382041_00200_18791_7291.N1	03-OCT-2005 19:51:18	Dark	38.000	143	Alp Hyi	2.8570	7200.0	76	18791	No
199	GOM_NL__2PRFIN20051003_195246_000000512041_00200_18791_7292.N1	03-OCT-2005 19:52:46	Dark	50.500	9	Alp Eri	0.45300	24000.	101	18791	No
200	GOM_NL__2PRFIN20051003_195803_000000412041_00200_18791_7293.N1	03-OCT-2005 19:58:03	Straylight	40.500	84	Alp Phe	2.3970	4500.0	81	18791	No
201	GOM_NL__2PRFIN20051003_200238_000000392041_00200_18791_7294.N1	03-OCT-2005 20:02:38	Straylight	39.000	18	24Alp PsA	1.1660	9700.0	78	18791	No
202	GOM_NL__2PRFIN20051003_201501_000000362041_00200_18791_7295.N1	03-OCT-2005 20:15:01	Bright	36.000	90	54Alp Peg	2.4870	11000.	72	18791	No
203	GOM_NL__2PRFIN20051003_201838_000000372041_00200_18791_7296.N1	03-OCT-2005 20:18:38	Bright	37.000	93	53Bet Peg	2.5200	3100.0	74	18791	No
204	GOM_NL__2PRFIN20051003_202859_000000362041_00200_18791_7297.N1	03-OCT-2005 20:28:59	Bright	35.500	89	5Alp Cep	2.4510	8000.0	71	18791	No
205	GOM_NL__2PRFIN20051003_203558_000000372041_00200_18791_7298.N1	03-OCT-2005 20:35:58	Bright	37.000	49	1Alp UMi	1.9900	6300.0	74	18791	No
206	GOM_NL__2PRFIN20051003_203813_000000352041_00200_18791_7299.N1	03-OCT-2005 20:38:13	Bright	35.000	60	7Bet UMi	2.0810	3950.0	70	18791	No
207	GOM_NL__2PRFIN20051003_204400_000000362041_00200_18791_7300.N1	03-OCT-2005 20:44:00	Bright	35.500	36	50Alp UMa	1.8000	6300.0	71	18791	No
208	GOM_NL__2PRFIN20051003_204531_000000342041_00200_18791_7301.N1	03-OCT-2005 20:45:31	Bright	33.500	82	48Bet UMa	2.3650	10600.	67	18791	No
209	GOM_NL__2PRFIN20051003_204846_000000342041_00200_18791_7302.N1	03-OCT-2005 20:48:46	Bright	33.500	174	52Psi UMa	3.0040	4400.0	67	18791	No
210	GOM_NL__2PRFIN20051003_205609_000000342041_00200_18791_7303.N1	03-OCT-2005 20:56:09	Bright	34.000	51	41Gam1Leo	2.0100	4500.0	68	18791	No
211	GOM_NL__2PRFIN20051003_205832_000000342041_00200_18791_7304.N1	03-OCT-2005 20:58:32	Bright	34.000	22	32Alp Leo	1.3600	15200.	68	18791	No
212	GOM_NL__2PRFIN20051003_211449_000000452041_00200_18791_7305.N1	03-OCT-2005 21:14:49	Dark	45.000	65	Lam Vel	2.2040	4400.0	90	18791	No
213	GOM_NL__2PRFIN20051003_211805_000000392041_00200_18791_7306.N1	03-OCT-2005 21:18:05	Dark	39.000	46	Del Vel	1.9540	10600.	78	18791	No
214	GOM_NL__2PRFIN20051003_211941_000000462041_00201_18792_7289.N1	03-OCT-2005 21:19:41	Dark	45.500	41	Eps Car	1.8600	4100.0	91	18792	No
215	GOM_NL__2PRFIN20051003_212112_000000382041_00201_18792_7290.N1	03-OCT-2005 21:21:12	Dark	38.000	29	Bet Car	1.6720	10200.	76	18792	No
216	GOM_NL__2PRFIN20051003_213154_000000402041_00201_18792_7291.N1	03-OCT-2005 21:31:54	Dark	39.500	143	Alp Hyi	2.8570	7200.0	79	18792	No
217	GOM_NL__2PRFIN20051003_213322_000000482041_00201_18792_7292.N1	03-OCT-2005 21:33:22	Dark	47.500	9	Alp Eri	0.45300	24000.	95	18792	No
218	GOM_NL__2PRFIN20051003_213839_000000422041_00201_18792_7293.N1	03-OCT-2005 21:38:39	Straylight	41.500	84	Alp Phe	2.3970	4500.0	83	18792	No
219	GOM_NL__2PRFIN20051003_214314_000000392041_00201_18792_7294.N1	03-OCT-2005 21:43:14	Straylight	39.000	18	24Alp PsA	1.1660	9700.0	78	18792	No

220	GOM_NL__2PRFIN20051003_215537_000000362041_00201_18792_7295.N1	03-OCT-2005 21:55:37	Bright	35.500	90	54Alp Peg	2.4870	11000.	71	18792	No
221	GOM_NL__2PRFIN20051003_215914_000000382041_00201_18792_7296.N1	03-OCT-2005 21:59:14	Bright	37.500	93	53Bet Peg	2.5200	3100.0	75	18792	No
222	GOM_NL__2PRFIN20051003_220935_000000352041_00201_18792_7297.N1	03-OCT-2005 22:09:35	Bright	35.000	89	5Alp Cep	2.4510	8000.0	70	18792	No
223	GOM_NL__2PRFIN20051003_221634_000000362041_00201_18792_7298.N1	03-OCT-2005 22:16:34	Bright	36.000	49	1Alp UMi	1.9900	6300.0	72	18792	No
224	GOM_NL__2PRFIN20051003_221850_000000372041_00201_18792_7299.N1	03-OCT-2005 22:18:50	Bright	37.000	60	7Bet UMi	2.0810	3950.0	74	18792	No
225	GOM_NL__2PRFIN20051003_222436_000000362041_00201_18792_7300.N1	03-OCT-2005 22:24:36	Bright	35.500	36	50Alp UMa	1.8000	6300.0	71	18792	No
226	GOM_NL__2PRFIN20051003_222607_000000362041_00201_18792_7301.N1	03-OCT-2005 22:26:07	Bright	36.000	82	48Bet UMa	2.3650	10600.	72	18792	No
227	GOM_NL__2PRFIN20051003_222922_000000352041_00201_18792_7302.N1	03-OCT-2005 22:29:22	Bright	34.500	174	52Psi UMa	3.0040	4400.0	69	18792	No
228	GOM_NL__2PRFIN20051003_223645_000000342041_00201_18792_7303.N1	03-OCT-2005 22:36:45	Bright	33.500	51	41Gam1Leo	2.0100	4500.0	67	18792	No
229	GOM_NL__2PRFIN20051003_223908_000000362041_00201_18792_7304.N1	03-OCT-2005 22:39:08	Bright	35.500	22	32Alp Leo	1.3600	15200.	71	18792	No
230	GOM_NL__2PRFIN20051003_225525_000000452041_00201_18792_7305.N1	03-OCT-2005 22:55:25	Dark	44.500	65	Lam Vel	2.2040	4400.0	89	18792	No
231	GOM_NL__2PRFIN20051003_225842_000000402041_00201_18792_7306.N1	03-OCT-2005 22:58:42	Dark	40.000	46	Del Vel	1.9540	10600.	80	18792	No
232	GOM_NL__2PRFIN20051003_230017_000000402041_00202_18793_7289.N1	03-OCT-2005 23:00:17	Dark	40.000	41	Eps Car	1.8600	4100.0	80	18793	No
233	GOM_NL__2PRFIN20051003_230148_000000372041_00202_18793_7290.N1	03-OCT-2005 23:01:48	Dark	37.000	29	Bet Car	1.6720	10200.	74	18793	No
234	GOM_NL__2PRFIN20051003_231230_000000392041_00202_18793_7291.N1	03-OCT-2005 23:12:30	Dark	38.500	143	Alp Hyi	2.8570	7200.0	77	18793	No
235	GOM_NL__2PRFIN20051003_231358_000000512041_00202_18793_7292.N1	03-OCT-2005 23:13:58	Dark	50.500	9	Alp Eri	0.45300	24000.	101	18793	No
236	GOM_NL__2PRFIN20051003_231915_000000432041_00202_18793_7293.N1	03-OCT-2005 23:19:15	Straylight	43.000	84	Alp Phe	2.3970	4500.0	86	18793	No
237	GOM_NL__2PRFIN20051003_232350_000000452041_00202_18793_7294.N1	03-OCT-2005 23:23:50	Straylight	44.500	18	24Alp PsA	1.1660	9700.0	89	18793	No
238	GOM_NL__2PRFIN20051003_233613_000000372041_00202_18793_7295.N1	03-OCT-2005 23:36:13	Bright	36.500	90	54Alp Peg	2.4870	11000.	73	18793	No
239	GOM_NL__2PRFIN20051003_233950_000000352041_00202_18793_7296.N1	03-OCT-2005 23:39:50	Bright	34.500	93	53Bet Peg	2.5200	3100.0	69	18793	No
240	GOM_NL__2PRFIN20051003_235011_000000362041_00202_18793_7297.N1	03-OCT-2005 23:50:11	Bright	36.000	89	5Alp Cep	2.4510	8000.0	72	18793	No
241	GOM_NL__2PRFIN20051003_235710_000000362041_00202_18793_7298.N1	03-OCT-2005 23:57:10	Bright	36.000	49	1Alp UMi	1.9900	6300.0	72	18793	No
242	GOM_NL__2PRFIN20051003_235926_000000342041_00202_18793_7299.N1	03-OCT-2005 23:59:26	Bright	33.500	60	7Bet UMi	2.0810	3950.0	67	18793	No

3. Quality information per product

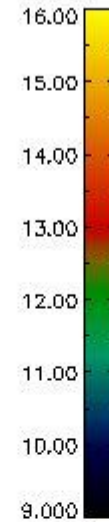
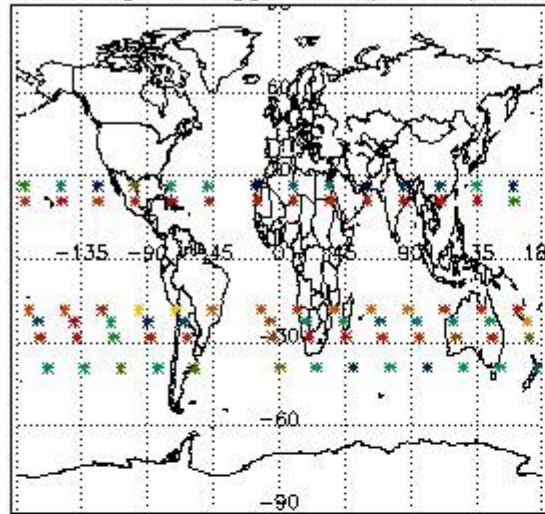
In this section it is plotted some information contained in the Quality Summary data set of the level 2 products. Only products in dark limb conditions and without errors (error flag in the MPH set to "0") are used.

3.1 Plot quality information per product (time dependant)


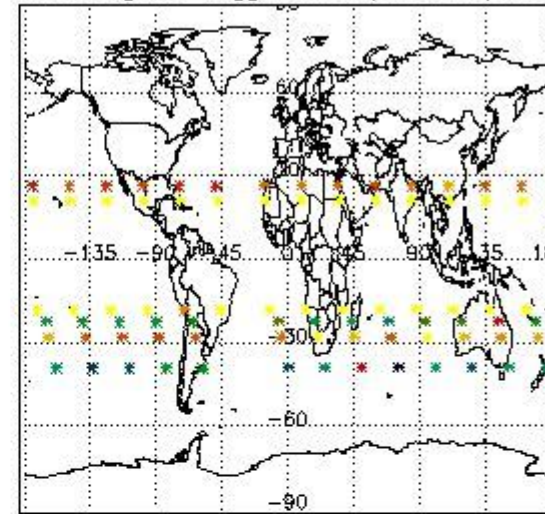


3.2 Plot quality information per product (world map)

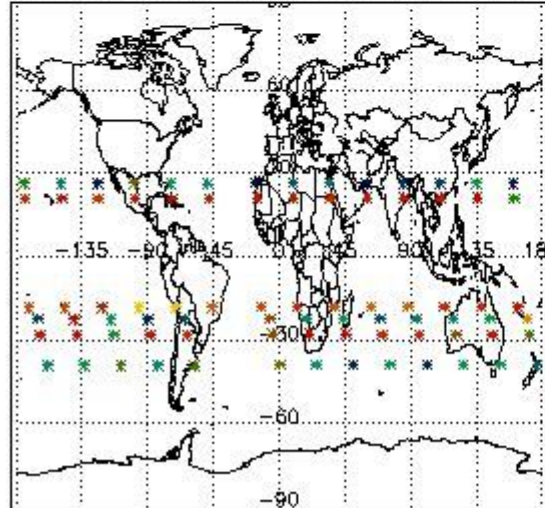
Percentage of flagged data per O3 profile



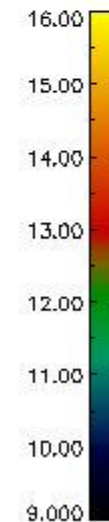
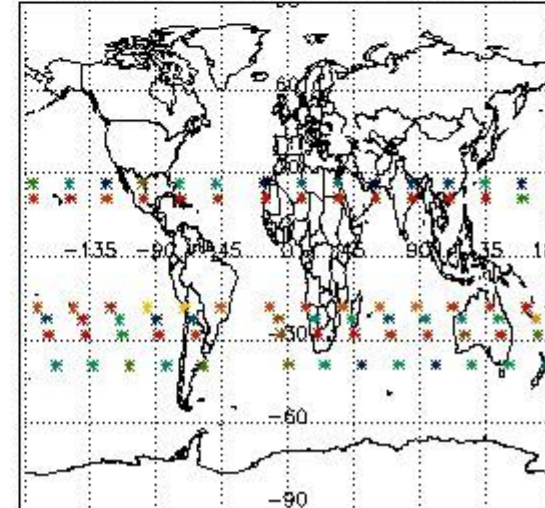
Percentage of flagged data per H2O profile



Percentage of flagged data per NO2 profile



Percentage of flagged data per NO3 profile

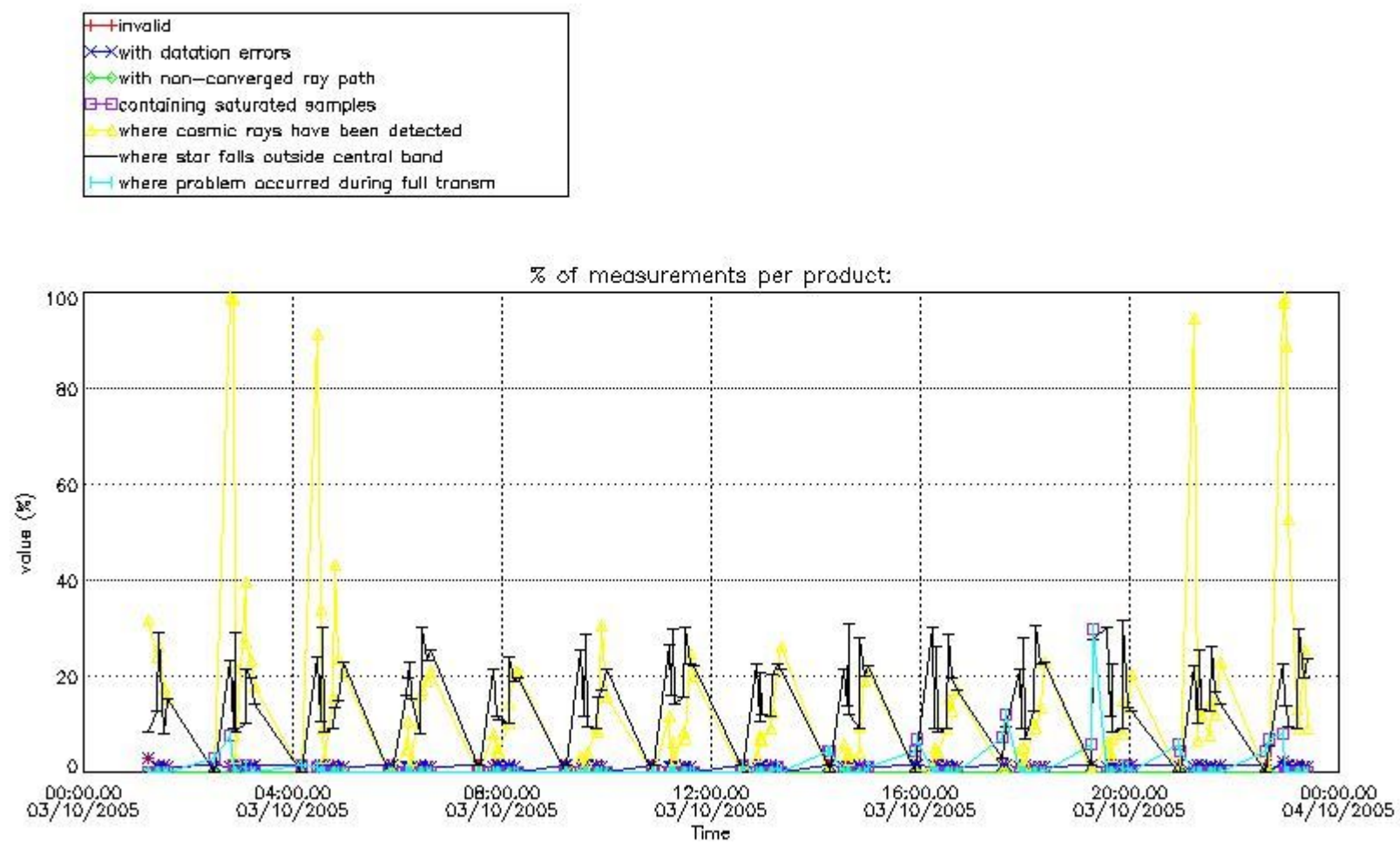


4. Level 1 quality information per product

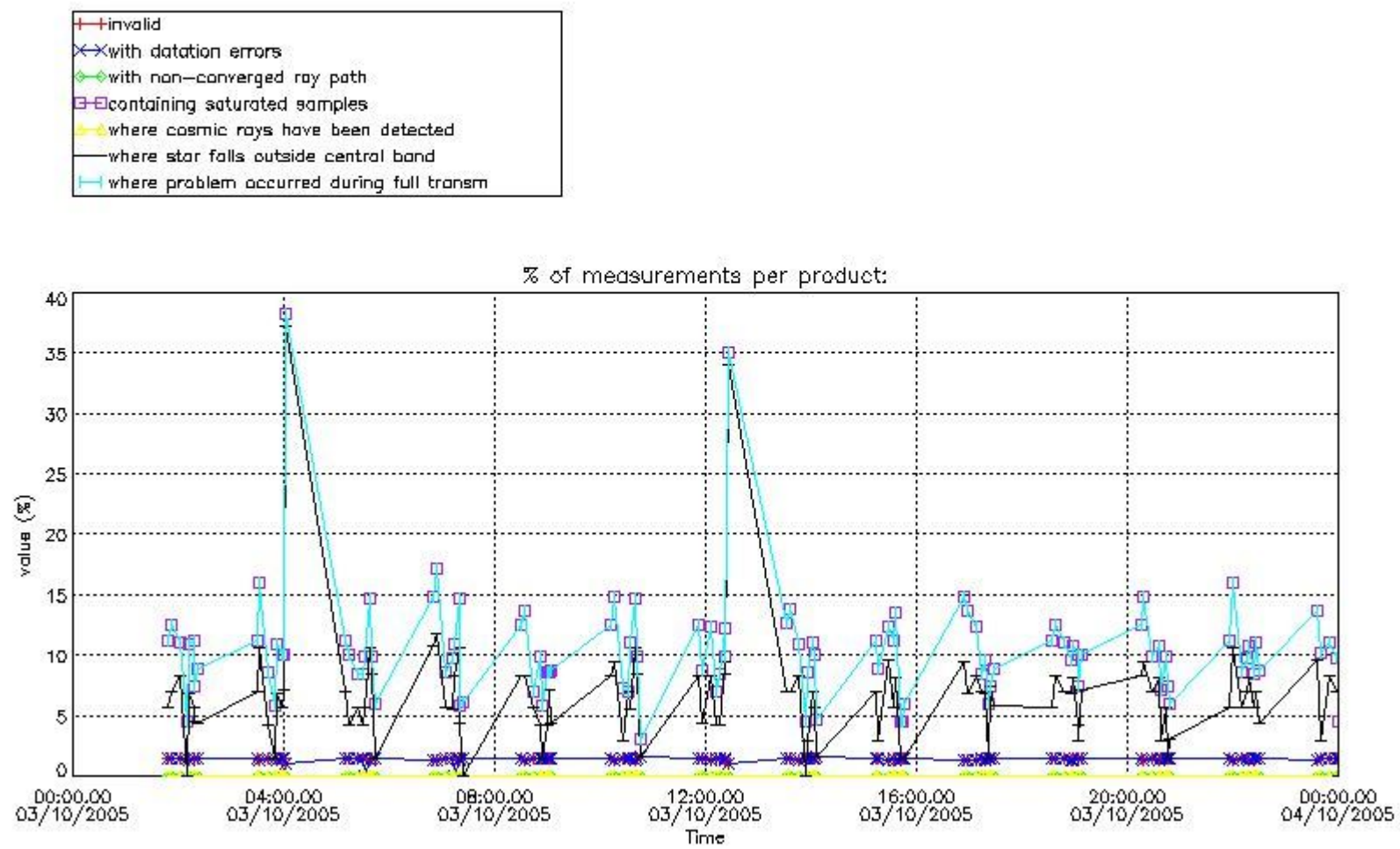
In this section it is plotted some information contained in the Quality Summary data set of the level 2 products that comes from the level 1b processing. Products without errors (error flag in the MPH set to "0") are used.

4.1 Plot quality information per product (time dependant) coming from level 1b processing

4.1.1 Plot level 1 quality information per product (time dependant): ENVISAT ASCENDING passes



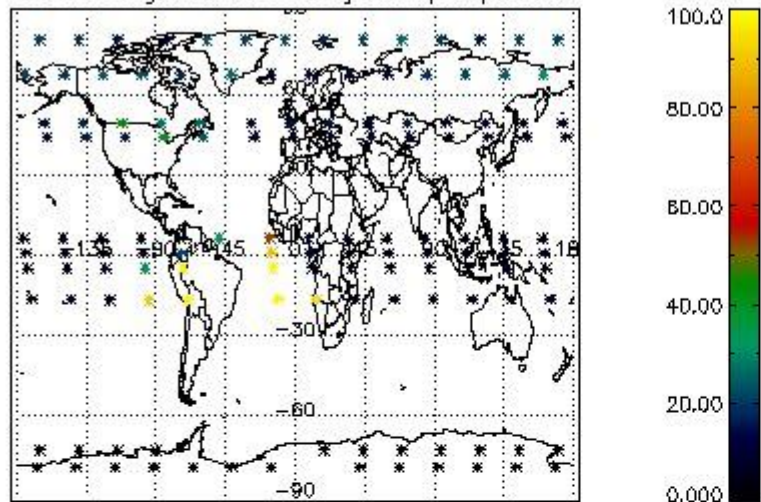
4.1.2 Plot level 1 quality information per product (time dependant): ENVI SAT DESCENDING passes



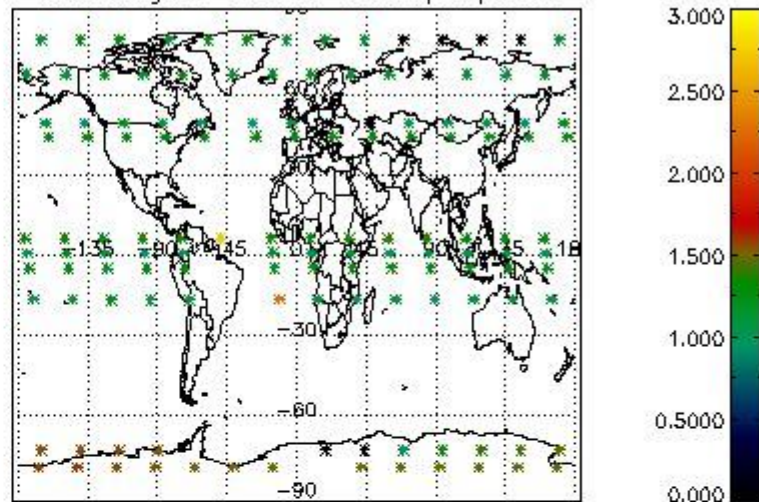
4.2 Plot quality information per product coming from level 1b processing (world map)

4.2.1 Plot level 1 quality information per product (world map): ENVISAT ASCENDING passes

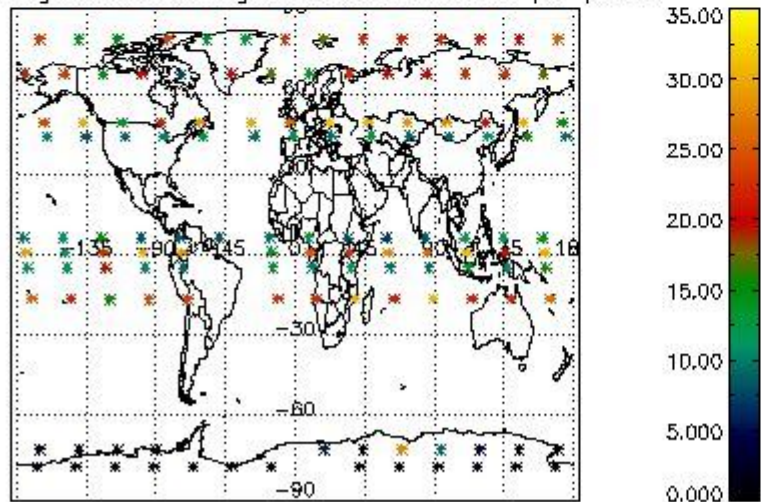
Percentage of cosmic ray hits per profile



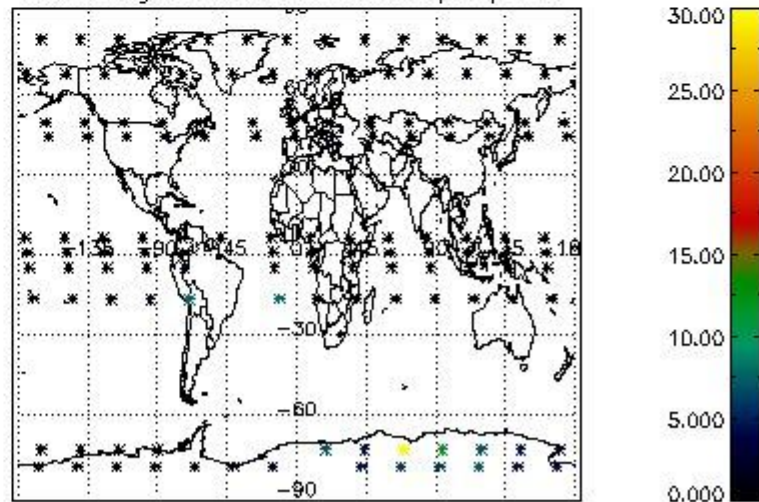
Percentage of datation errors per profile



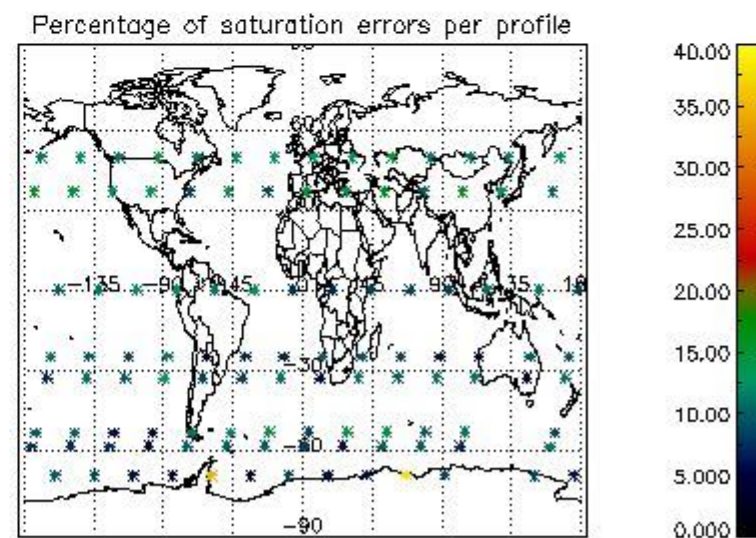
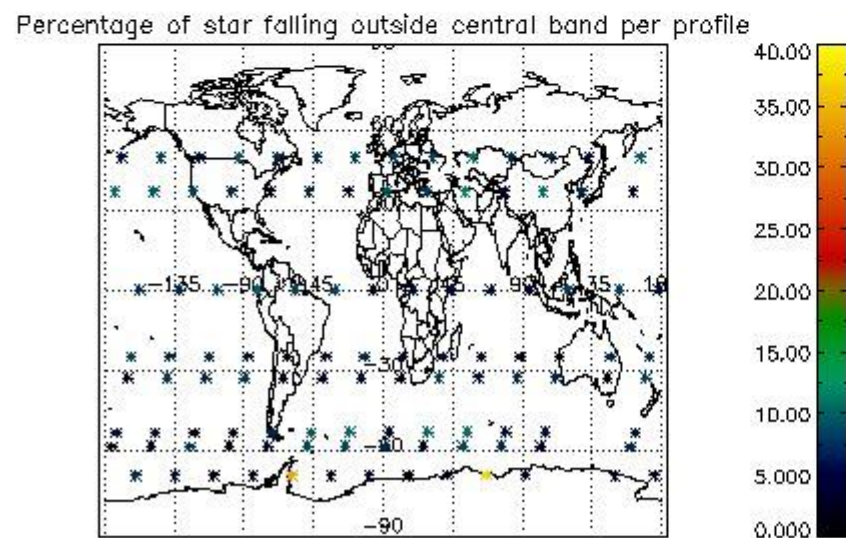
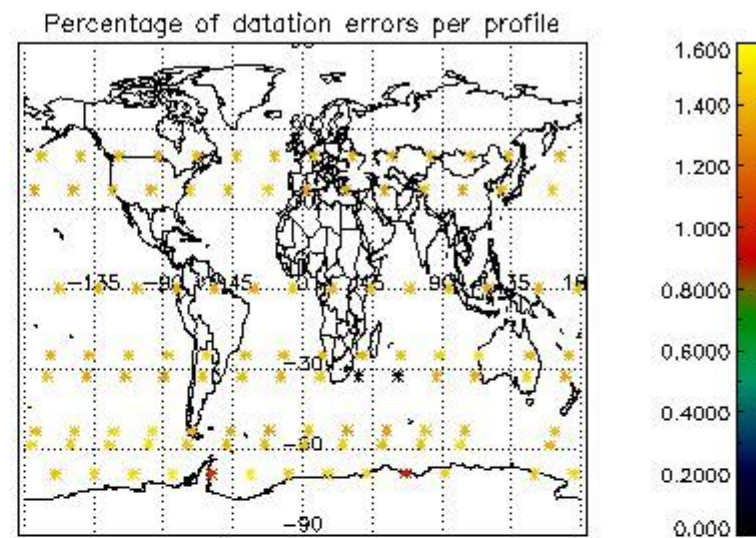
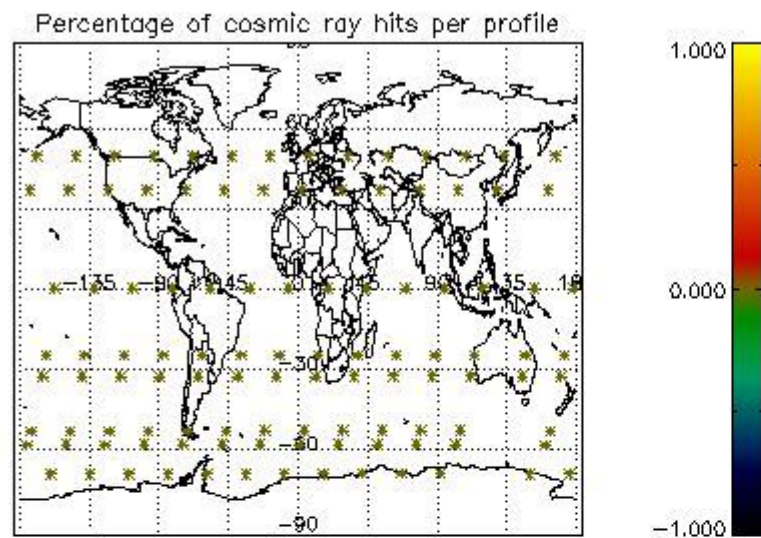
Percentage of star falling outside central band per profile



Percentage of saturation errors per profile



4.2.2 Plot level 1 quality information per product (world map): ENVISAT DESCENDING passes



5. Trace gas profiles

5.1 Ozone statistics based on quality of products

The final quality of the products can be "measured" using the STD (Standard Deviation) attached to every point profile. This information is written to the parameter GOM_NL__2P/NL_LOCAL_SPECIES_DENSITY/o3_std of the level 2 products. The table below shows the statistics for given STD ranges.

The statistics are given with respect to the overall valid production:

- Products without fatal errors: GOM_NL__2P/MPH/PRODUCT_ERR=0
- Valid point profile: GOM_NL__2P/NL_LOCAL_SPECIES_DENSITY/pcd(0)=0

The 'Criteria' is applied to valid points of dark limb products:

- Products in dark limb illumination condition: GOM_NL__2P/NL_SUMMARY_QUALITY/obs_ill_cond=0
- Products without fatal errors: GOM_NL__2P/MPH/PRODUCT_ERR=0
- Valid point profile: GOM_NL__2P/NL_LOCAL_SPECIES_DENSITY/pcd(0)=0

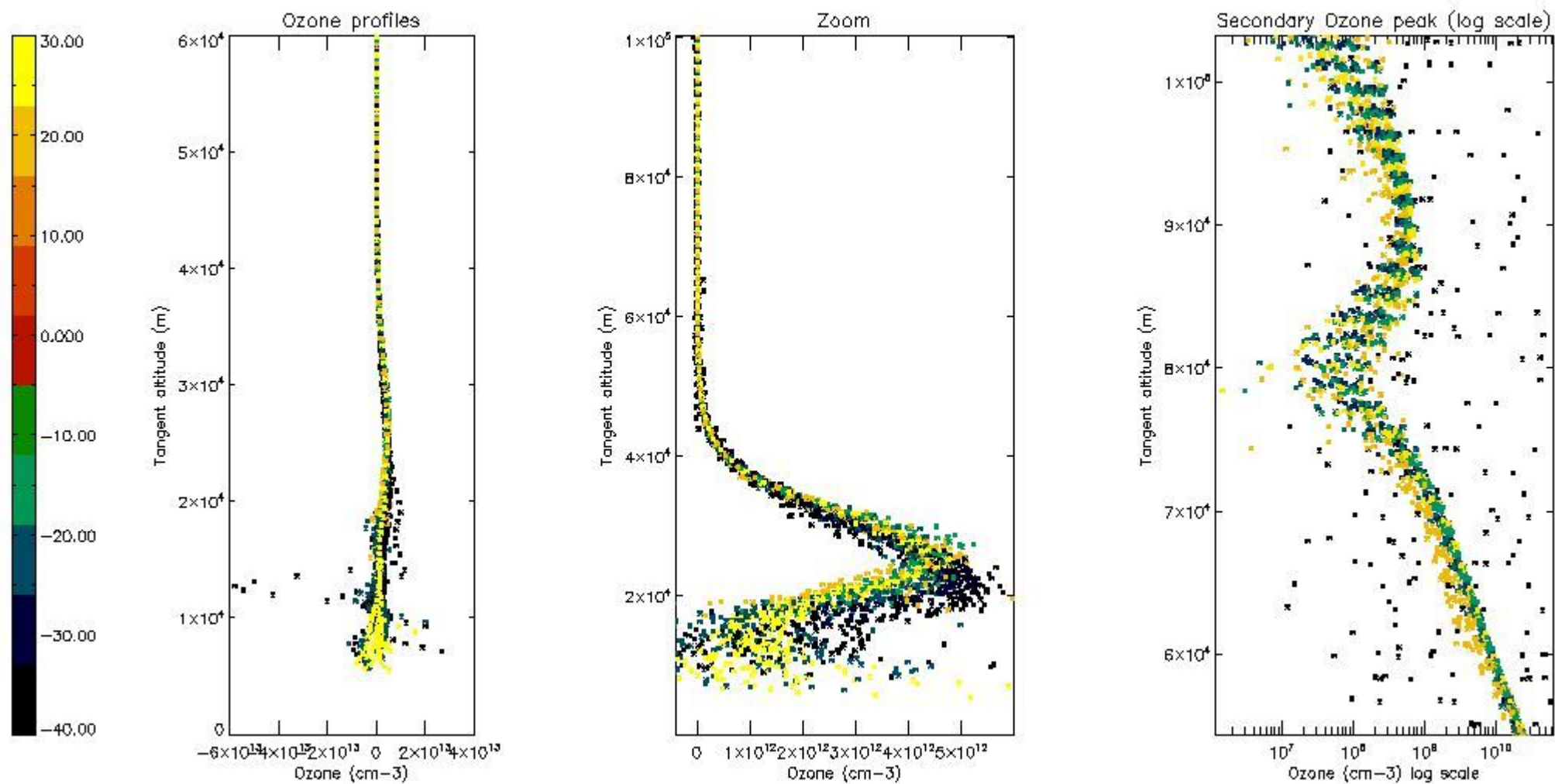
So, the table below shows the percentage of dark limb and valid observations for each criteria with respect to the overall valid daily observations.

Criteria	% of total production
All STD	38
STD < 20	22

STD < 10	17
STD < 5	9

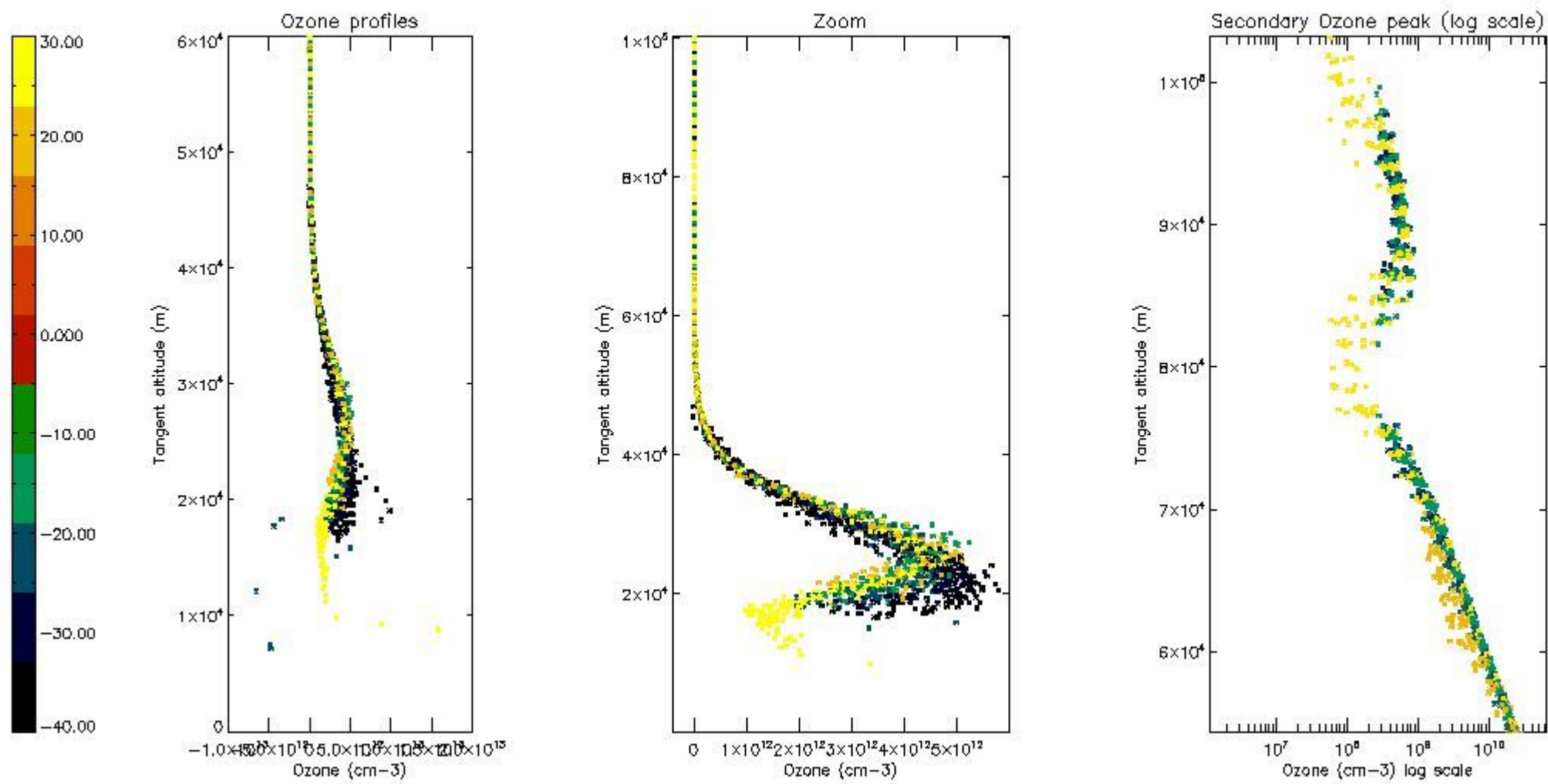
5.2 Plot ozone profiles for all STD (dark without errors)

The colorbar represents the latitude.



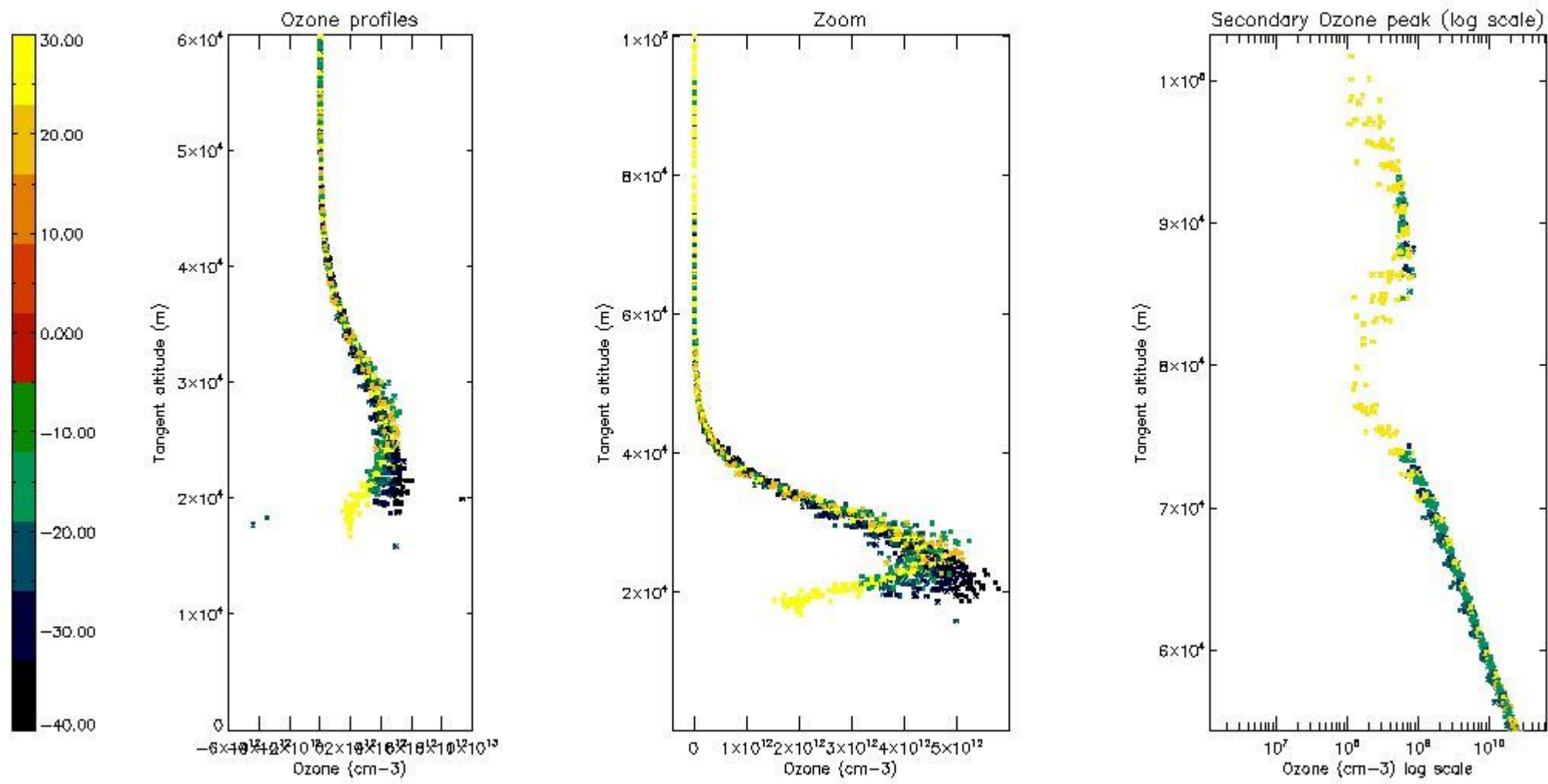
5.3 Plot ozone profiles where STD < 20% (dark without errors)

The colorbar represents the latitude.



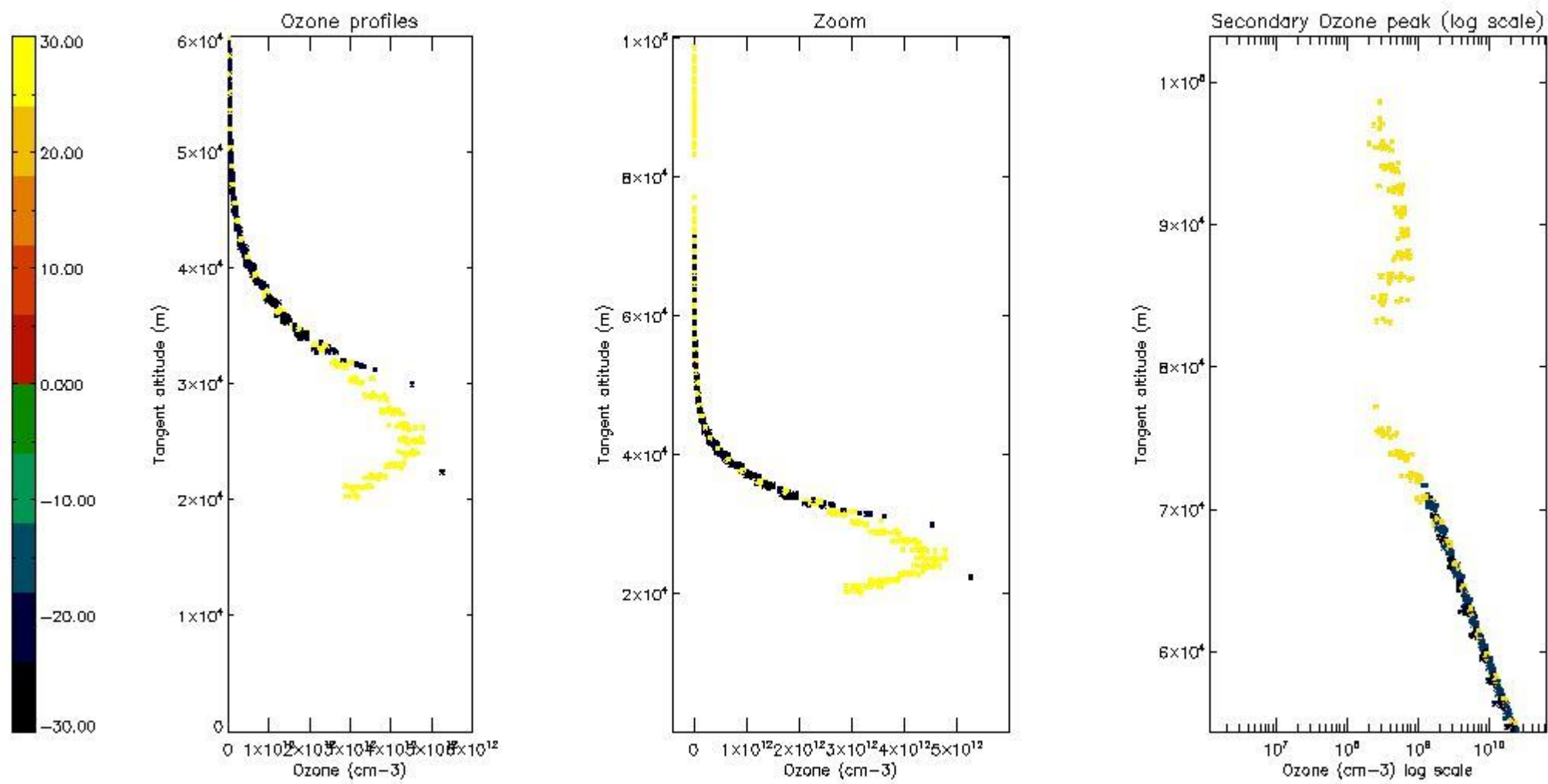
5.4 Plot ozone profiles where STD < 10% (dark without errors)

The colorbar represents the latitude.



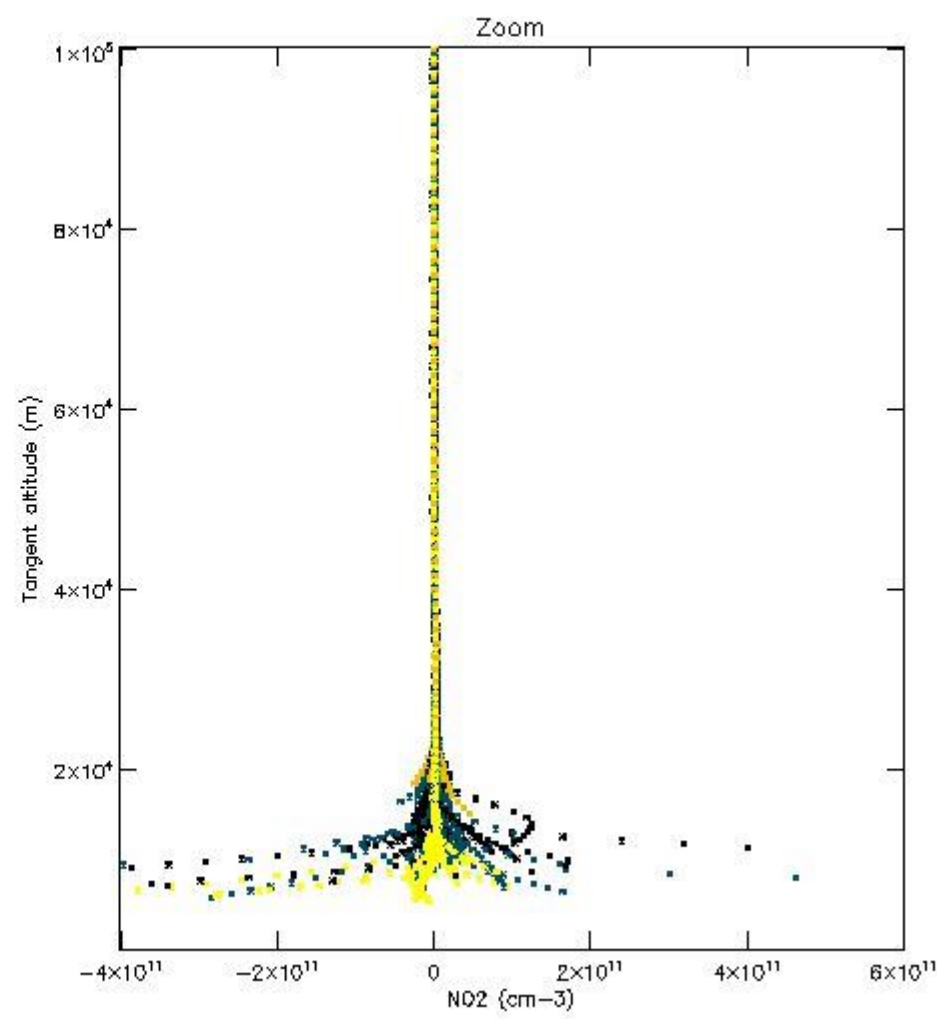
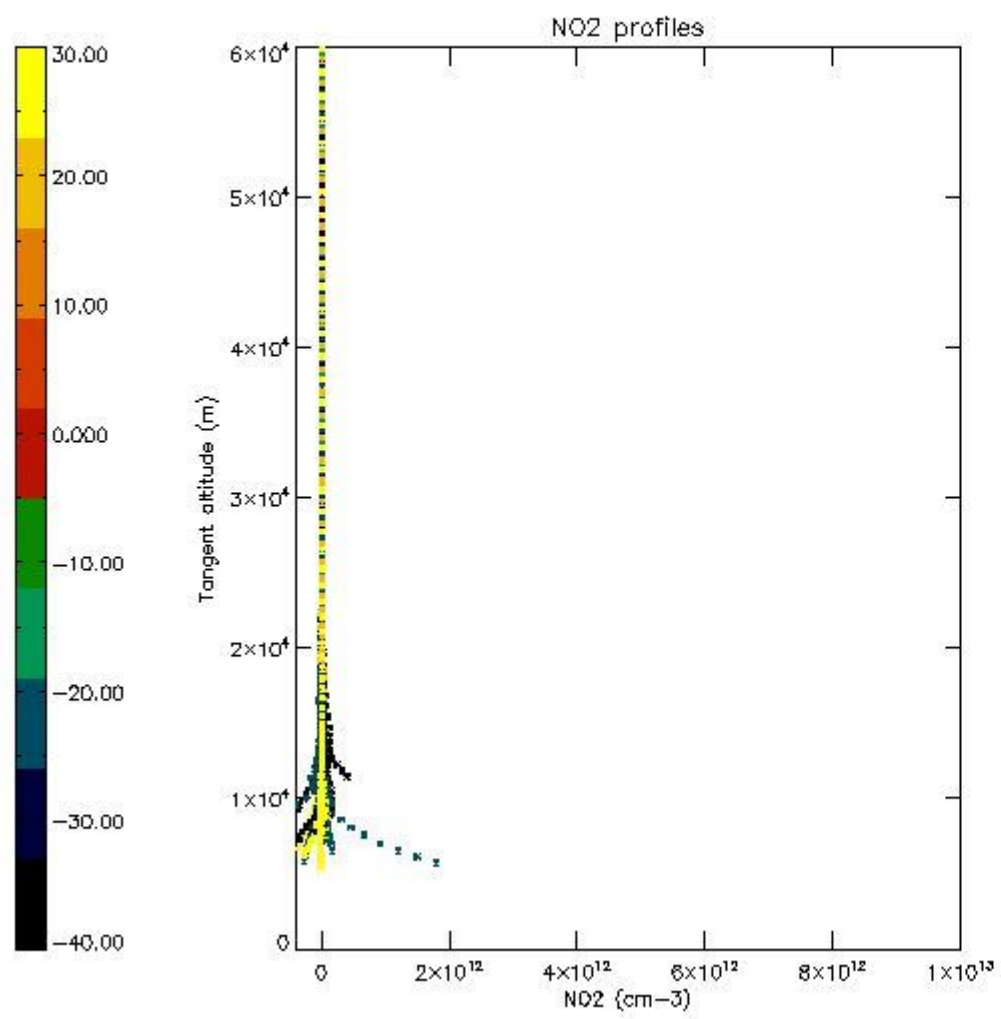
5.5 Plot ozone profiles where STD < 5% (dark without errors)

The colorbar represents the latitude.



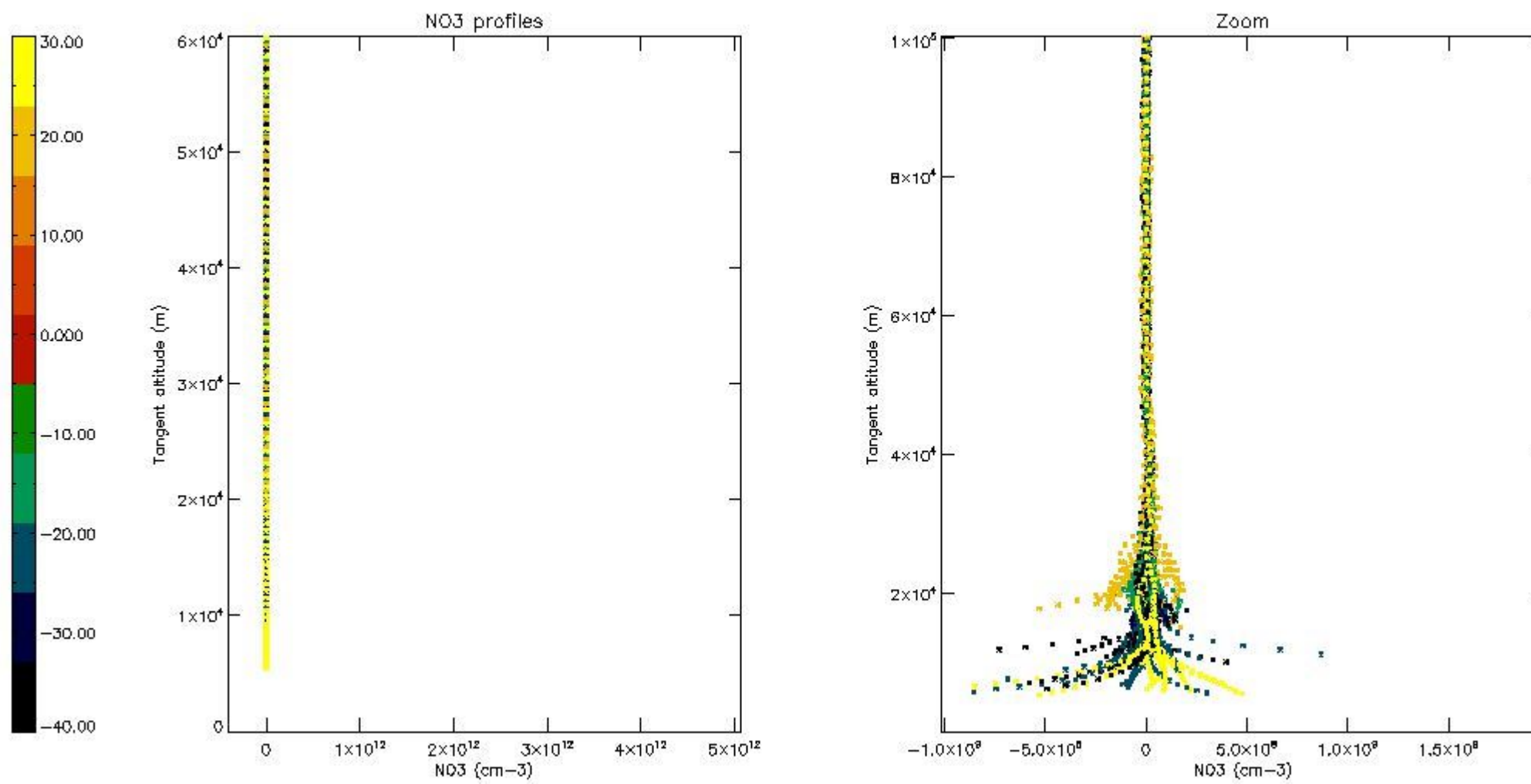
5.6 Plot NO₂ profiles for all STD (dark without errors)

The colorbar represents the latitude.



5.7 Plot NO3 profiles for all STD (dark without errors)

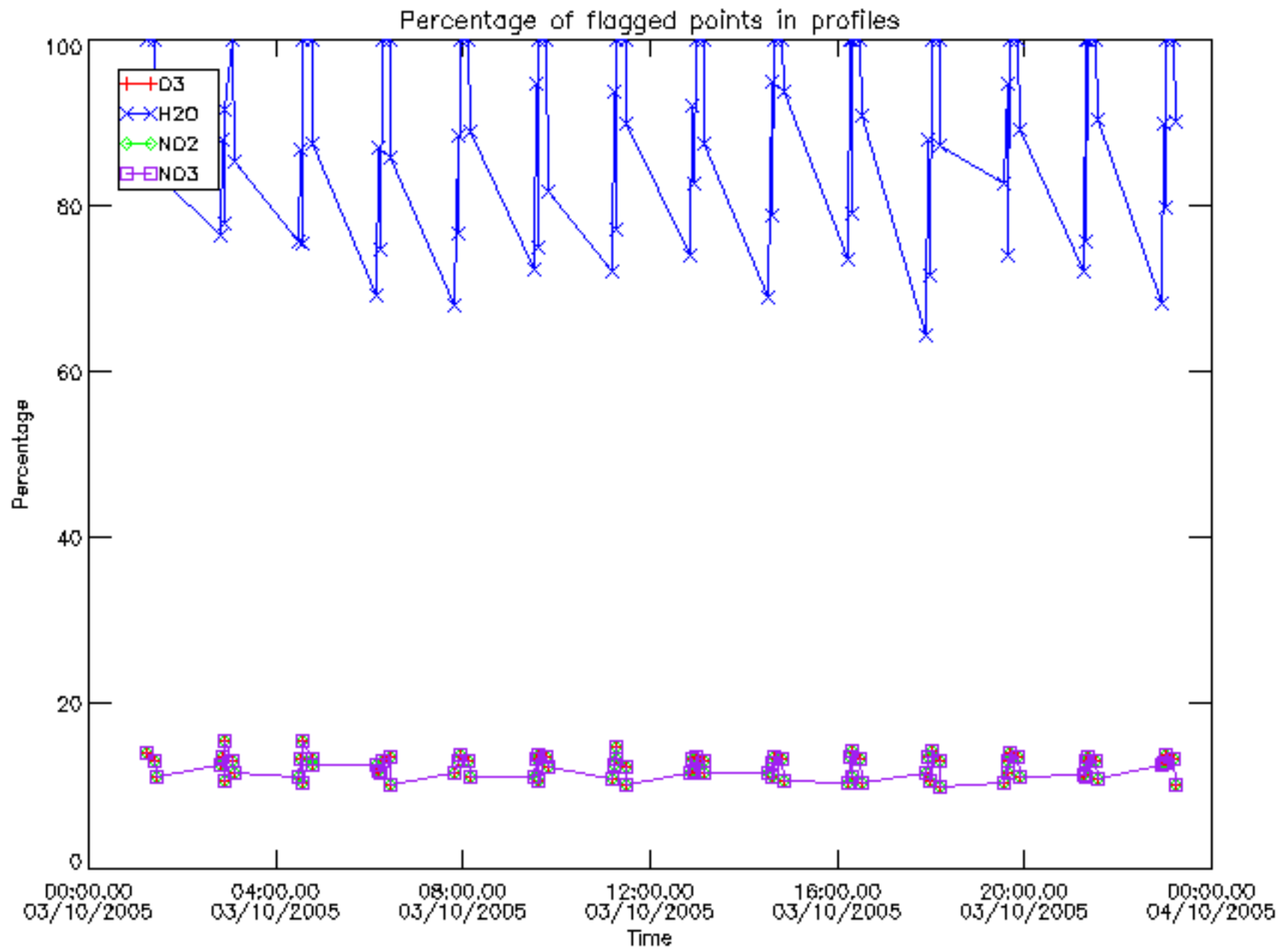
The colorbar represents the latitude.



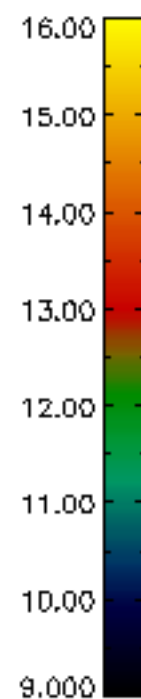
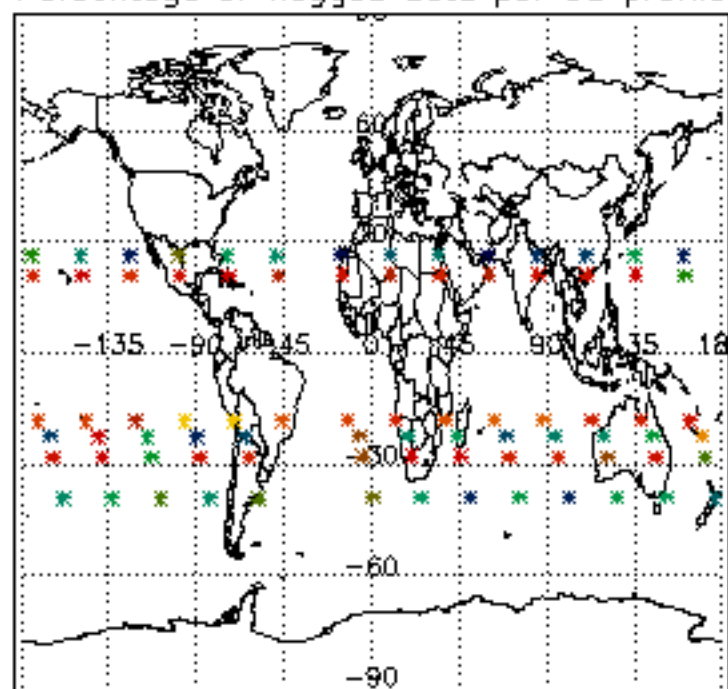
6. Auxiliary Data Files used for the production reported in section 2

The number reported in the third column indicates since which file (see list in section 2) the corresponding auxiliary file has been used. The fourth column is the date of those product files.

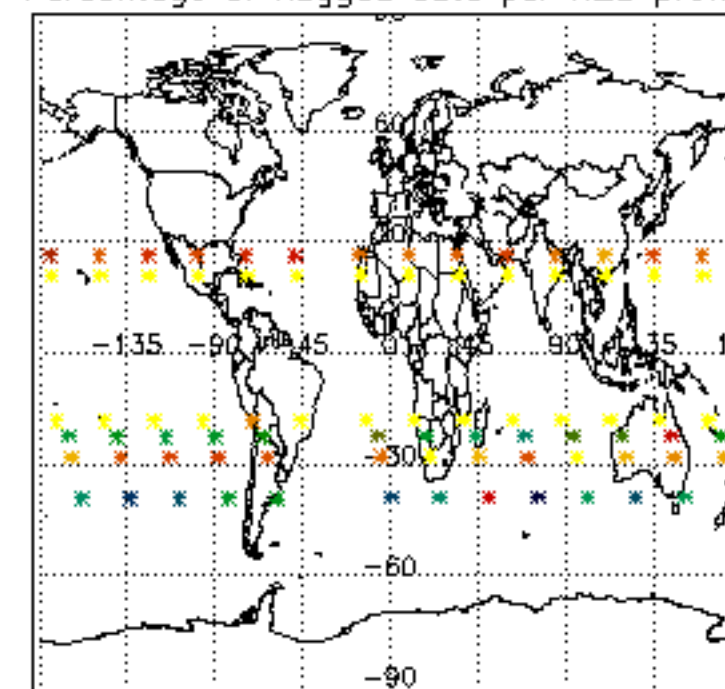
Type	Auxiliary Filename	Used since product	Used since product date
INST_PHYS_CHARACTERISTICS	GOM_INS_AXVIEC20091111_143220_20030716_120000_20500101_000000	1	03-OCT-2005 01:13:59
LEVEL-2_PROC_CONFIG	GOM_PR2_AXVIEC20091111_152718_20020301_000000_20500101_000000	1	03-OCT-2005 01:13:59
CROSS_SECTIONS_FILE	GOM_CRS_AXVIEC20091111_154832_20020301_000000_20500101_000000	1	03-OCT-2005 01:13:59



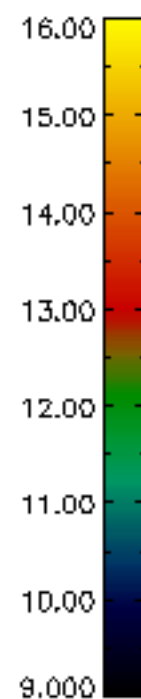
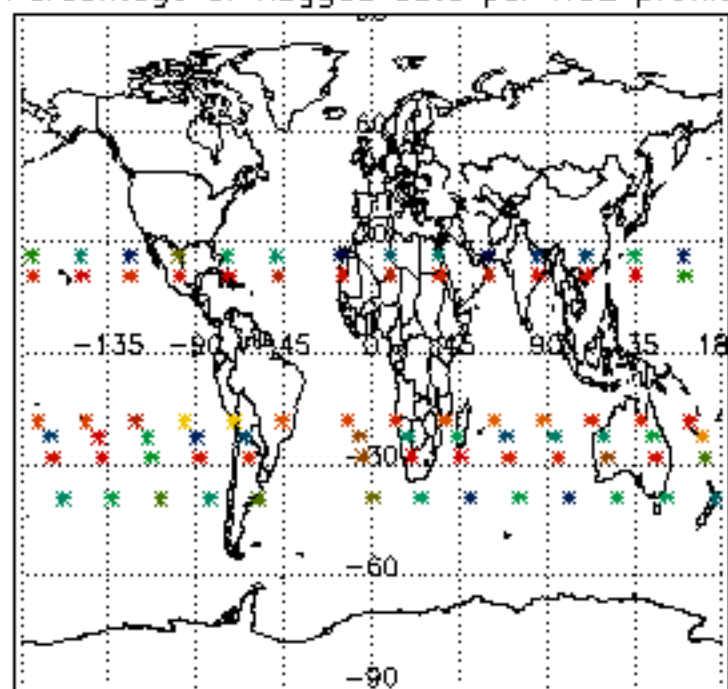
Percentage of flagged data per D3 profile



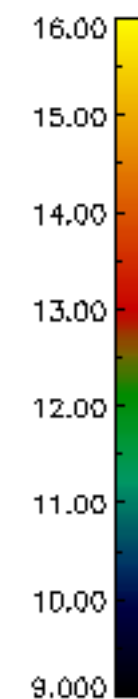
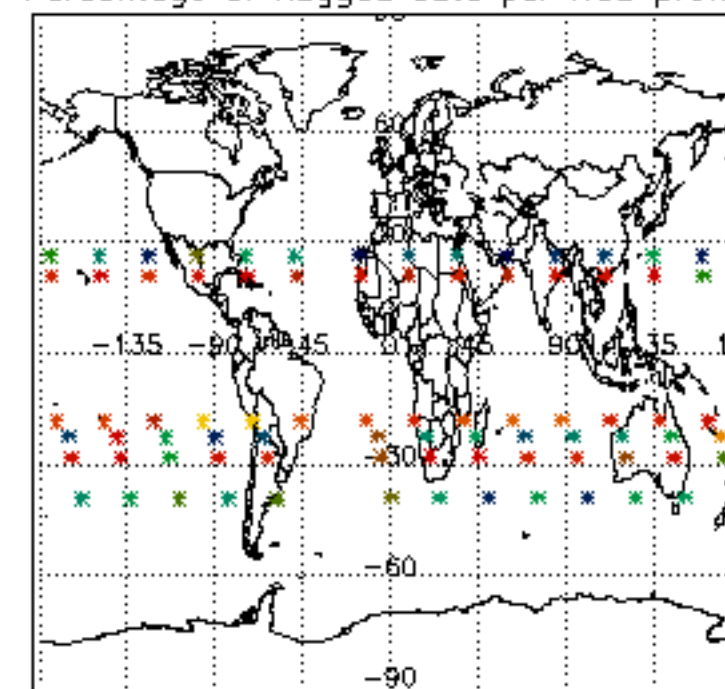
Percentage of flagged data per H2O profile

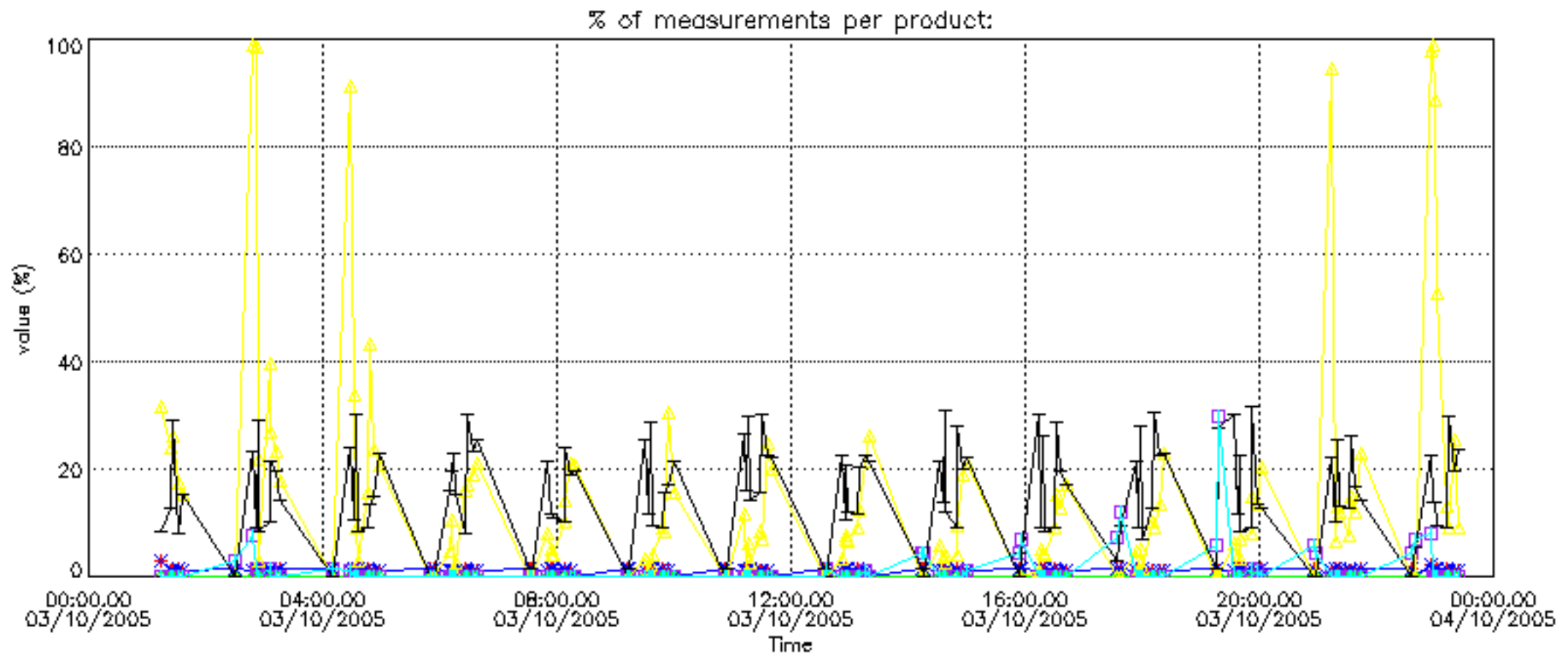


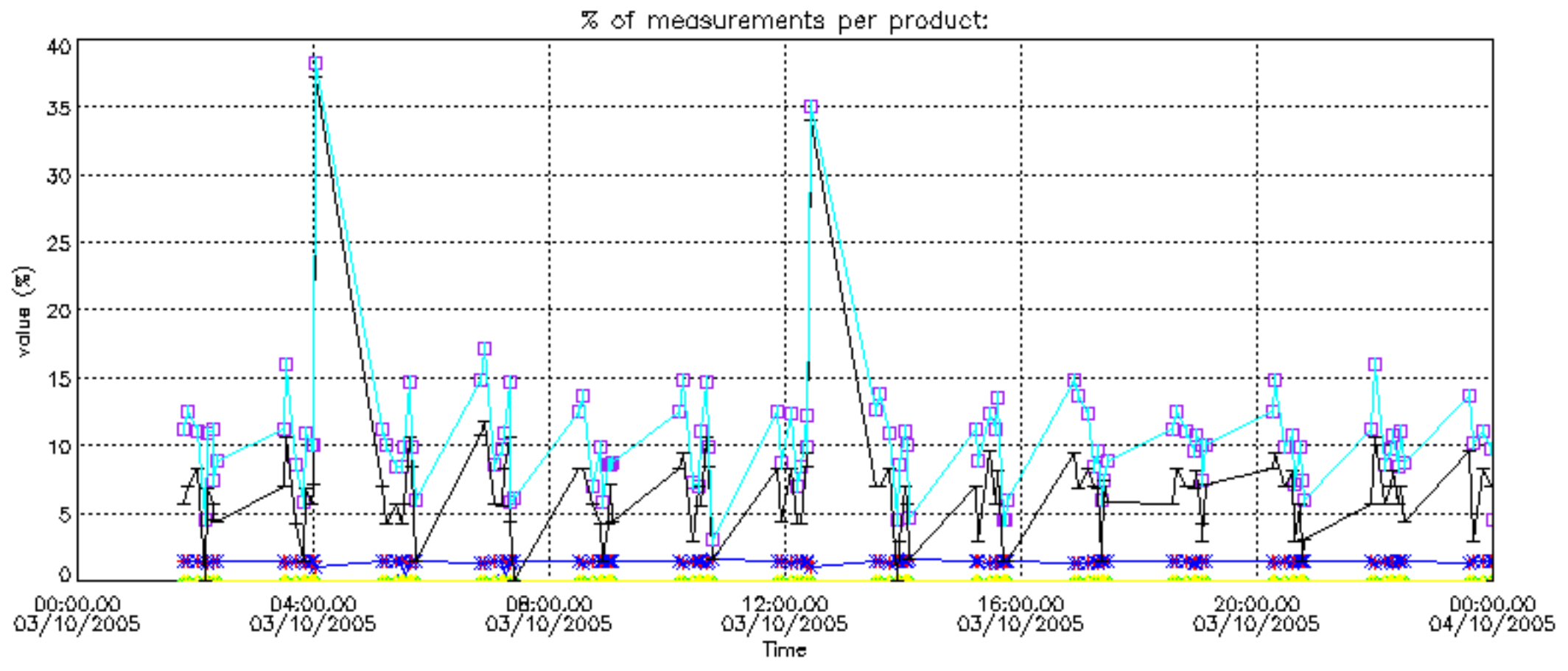
Percentage of flagged data per NO2 profile



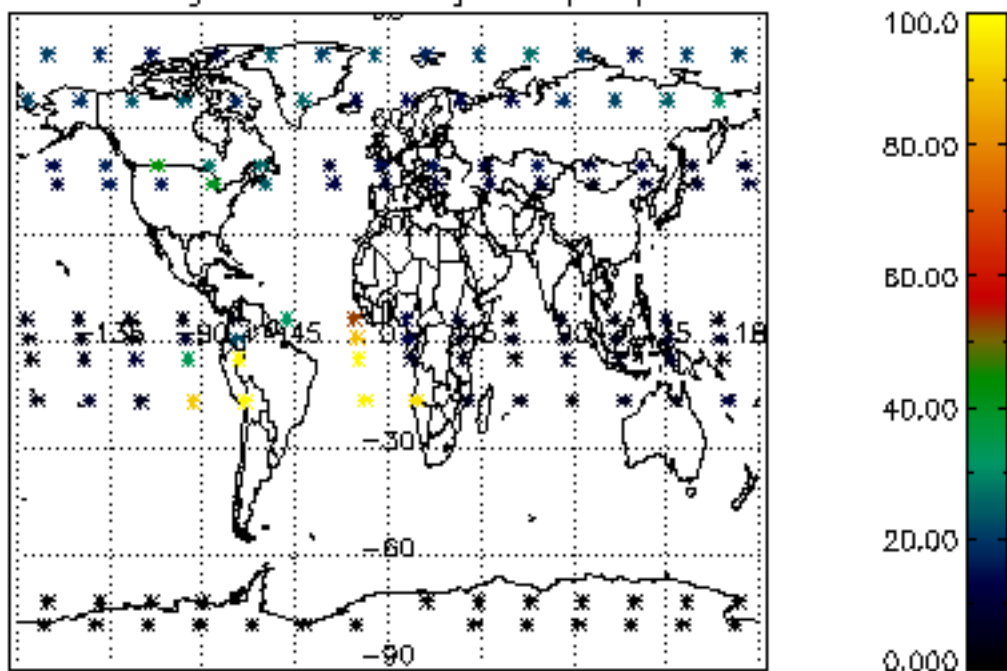
Percentage of flagged data per NO3 profile



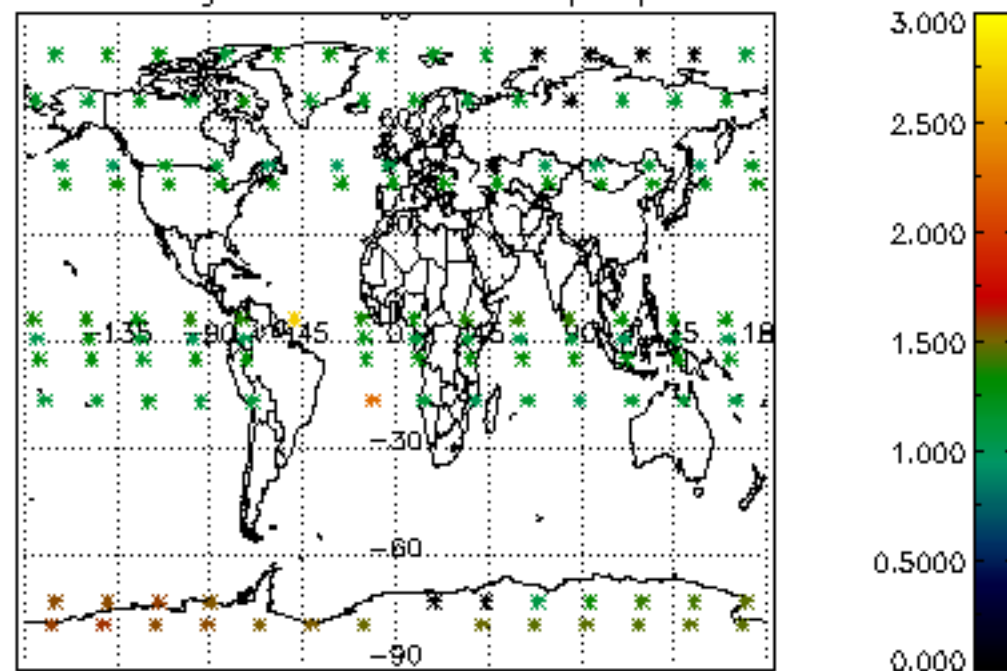




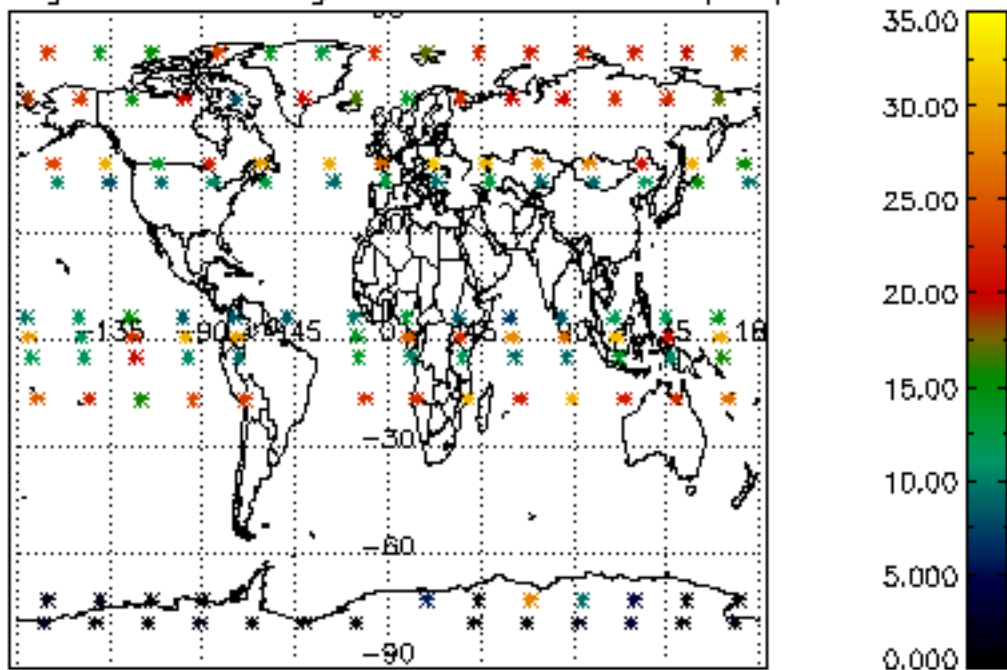
Percentage of cosmic ray hits per profile



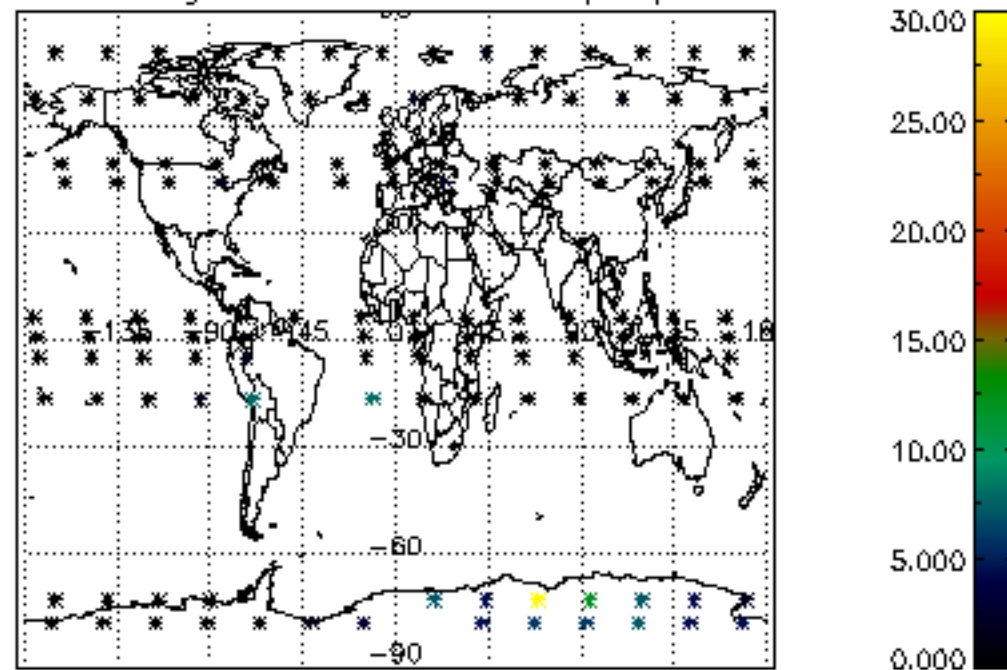
Percentage of datation errors per profile



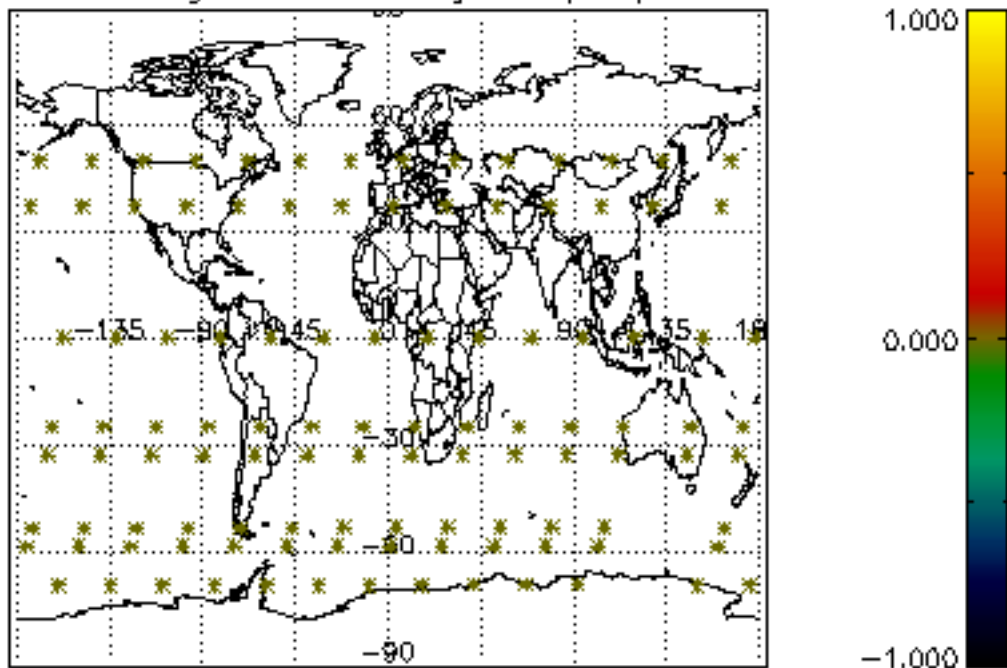
Percentage of star falling outside central band per profile



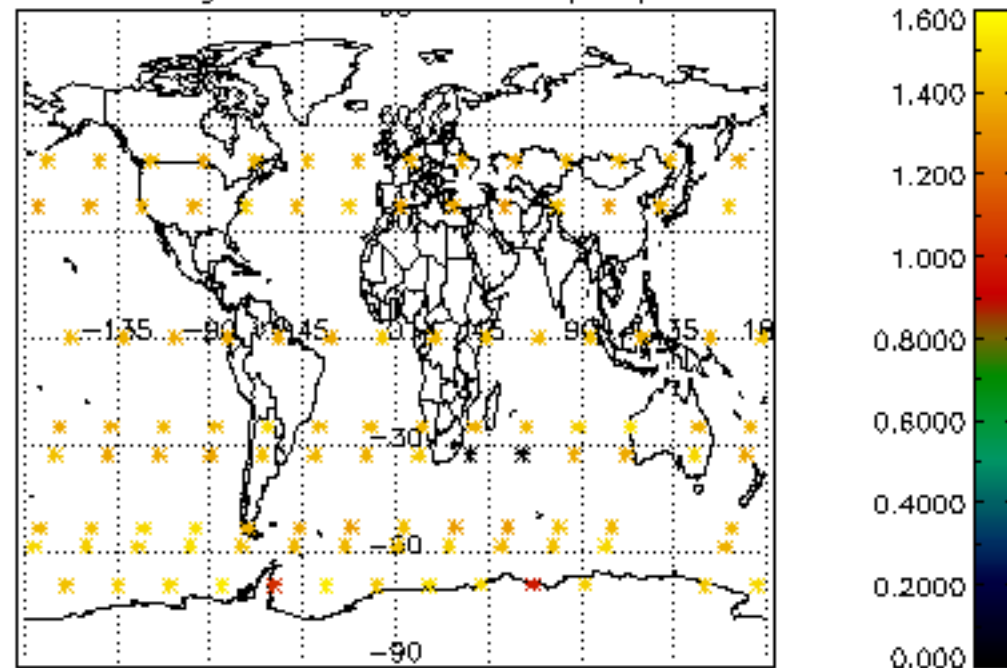
Percentage of saturation errors per profile



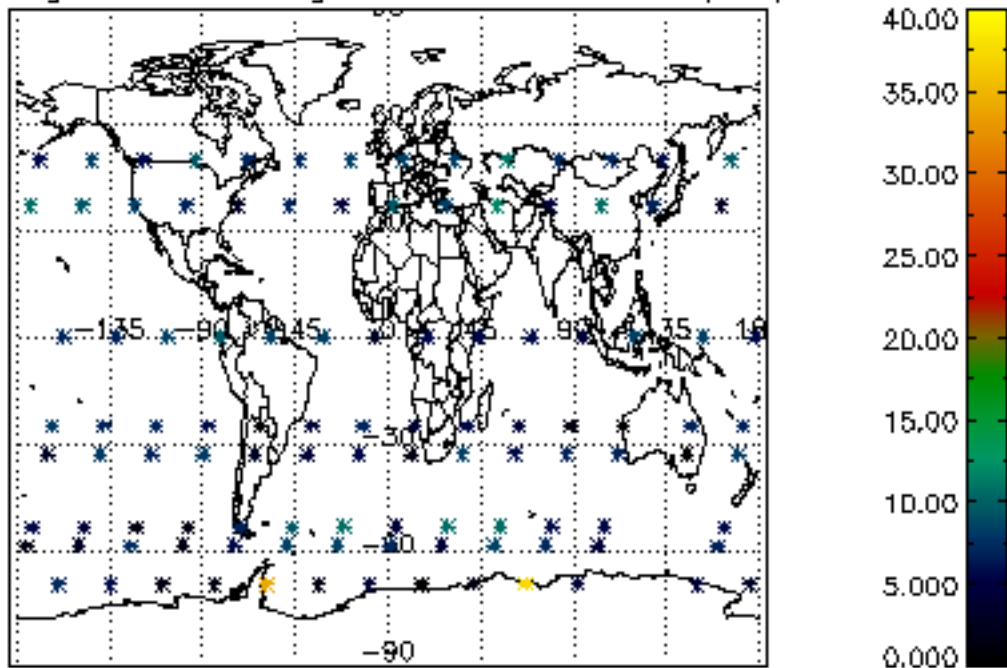
Percentage of cosmic ray hits per profile



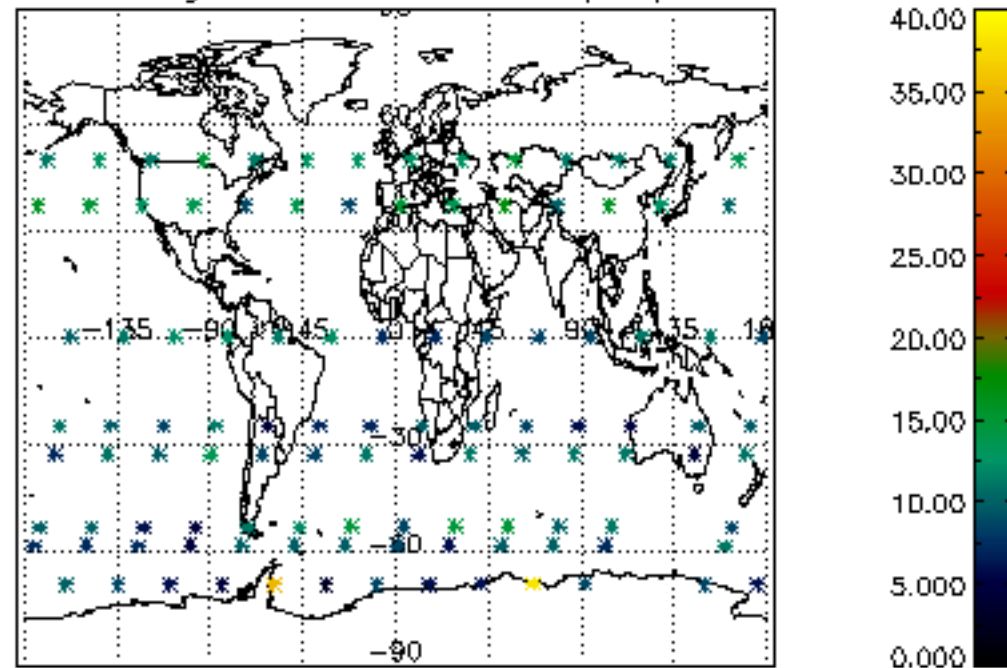
Percentage of datation errors per profile

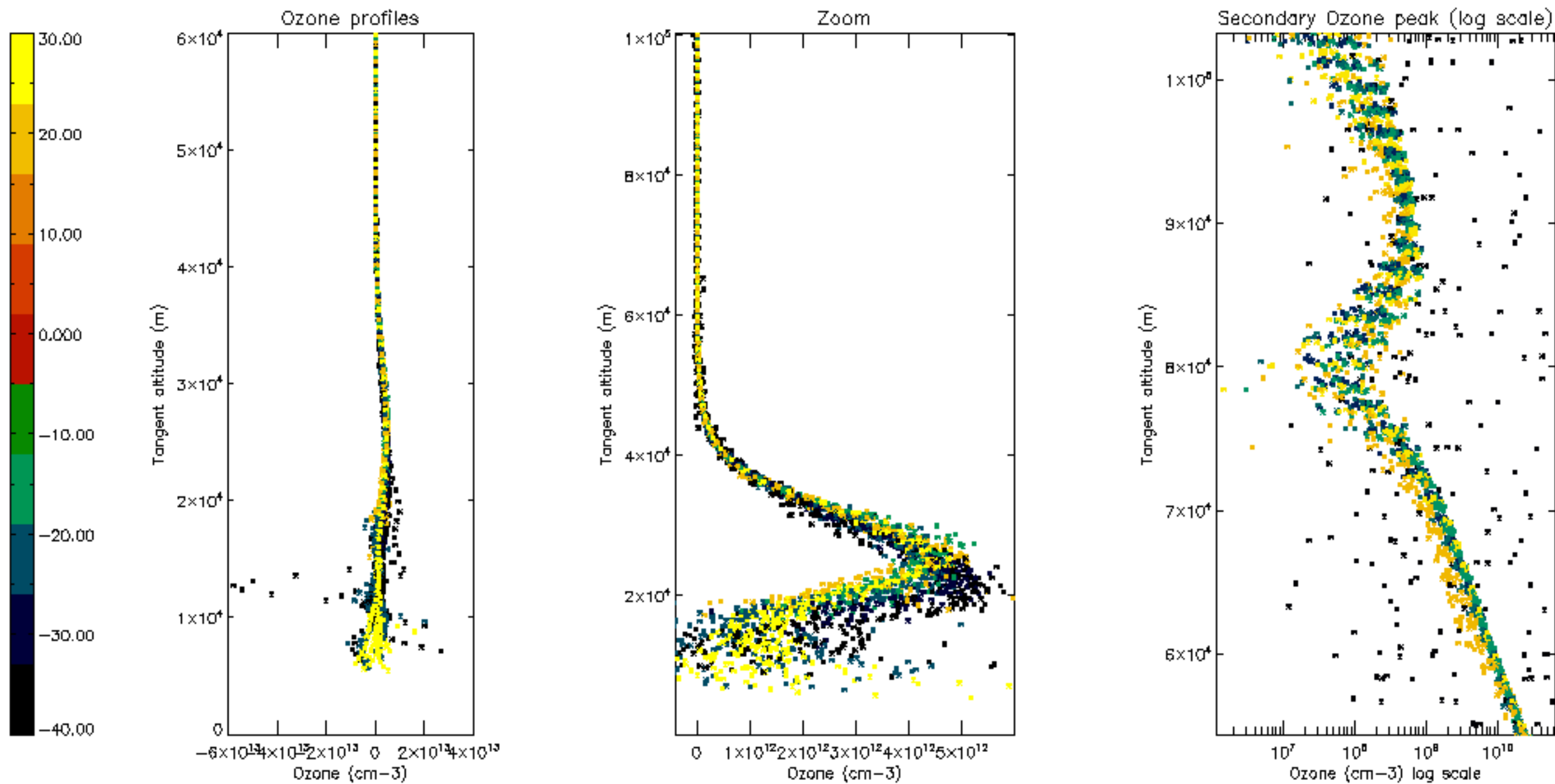


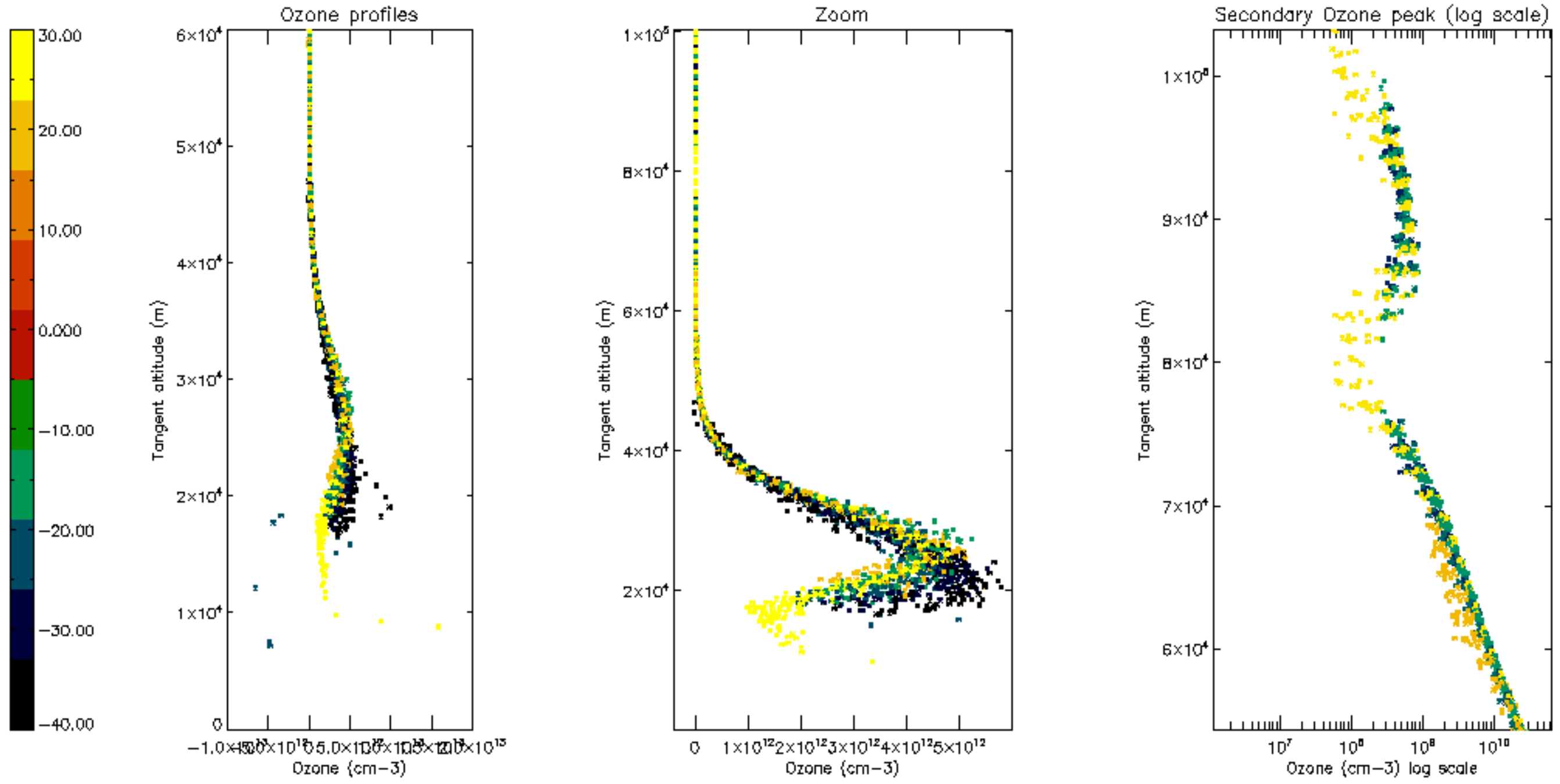
Percentage of star falling outside central band per profile

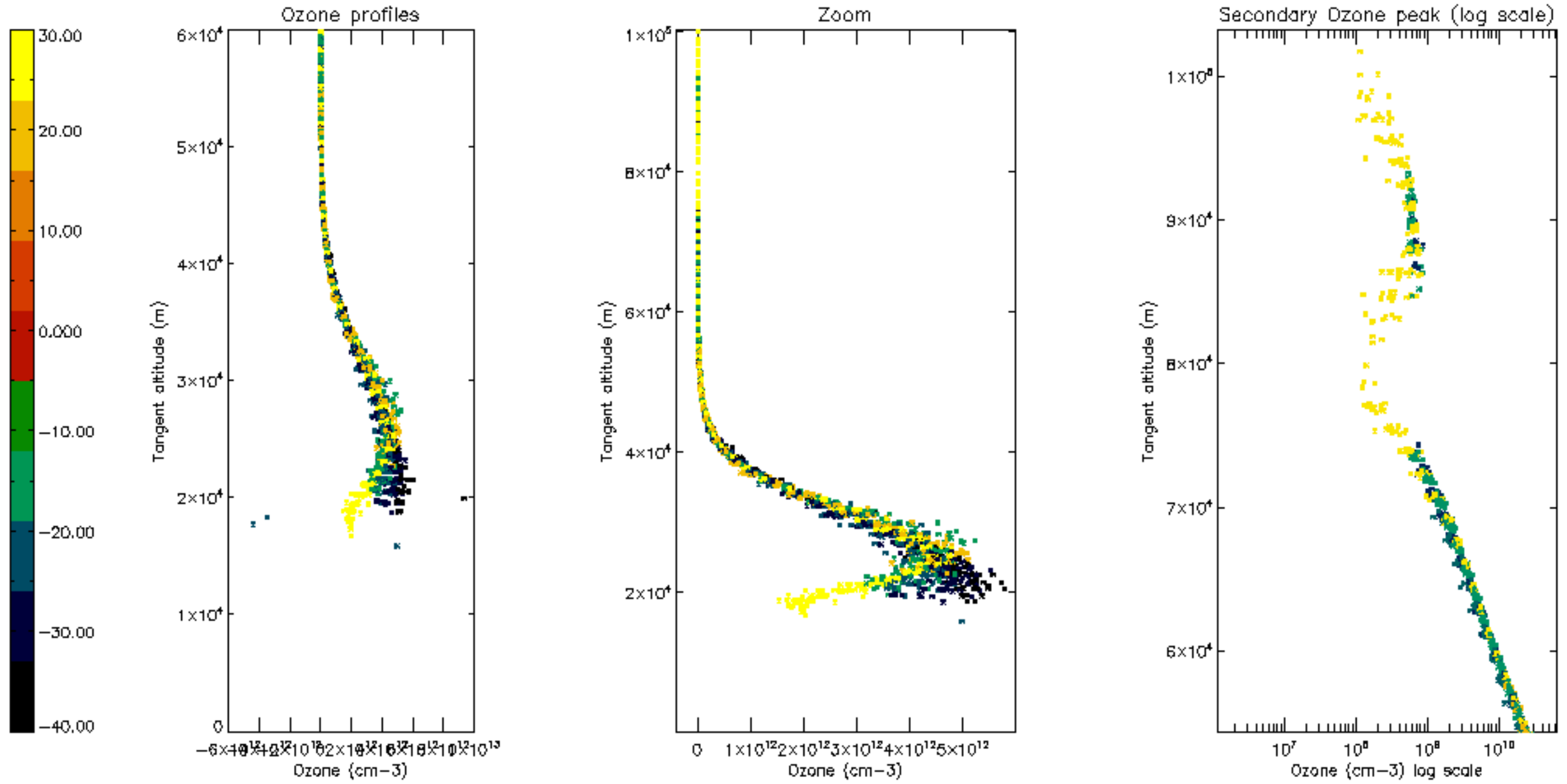


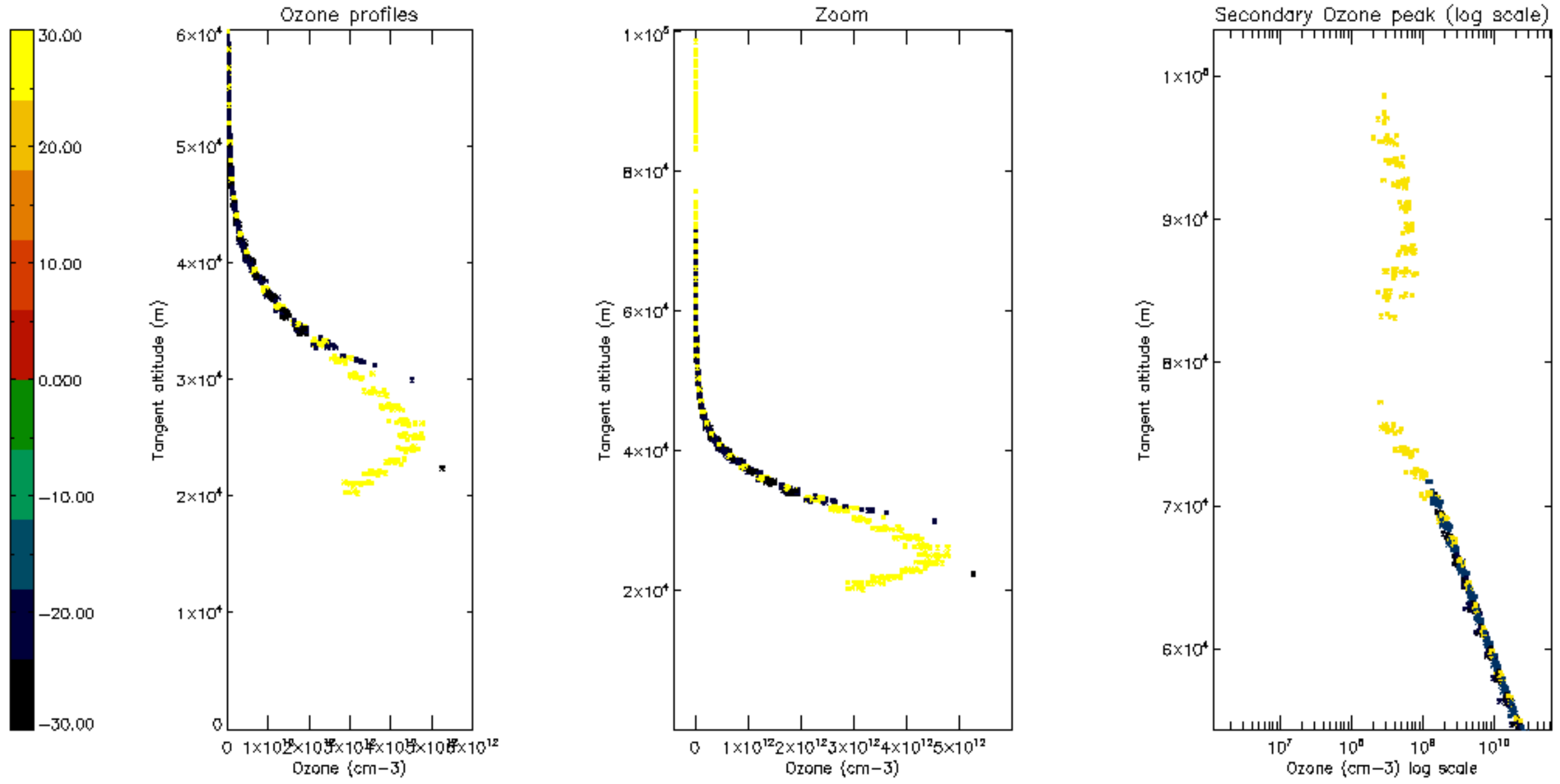
Percentage of saturation errors per profile

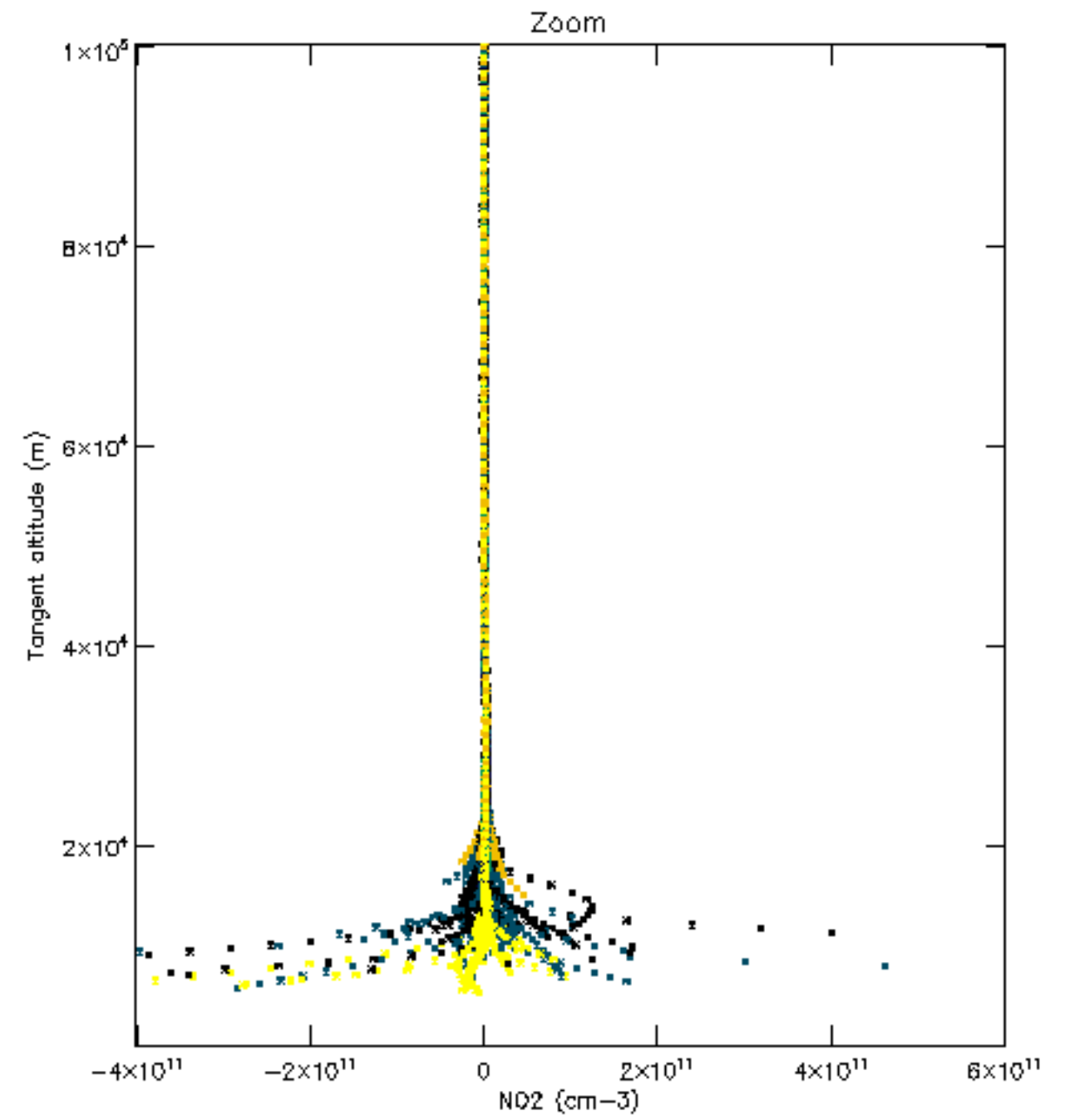
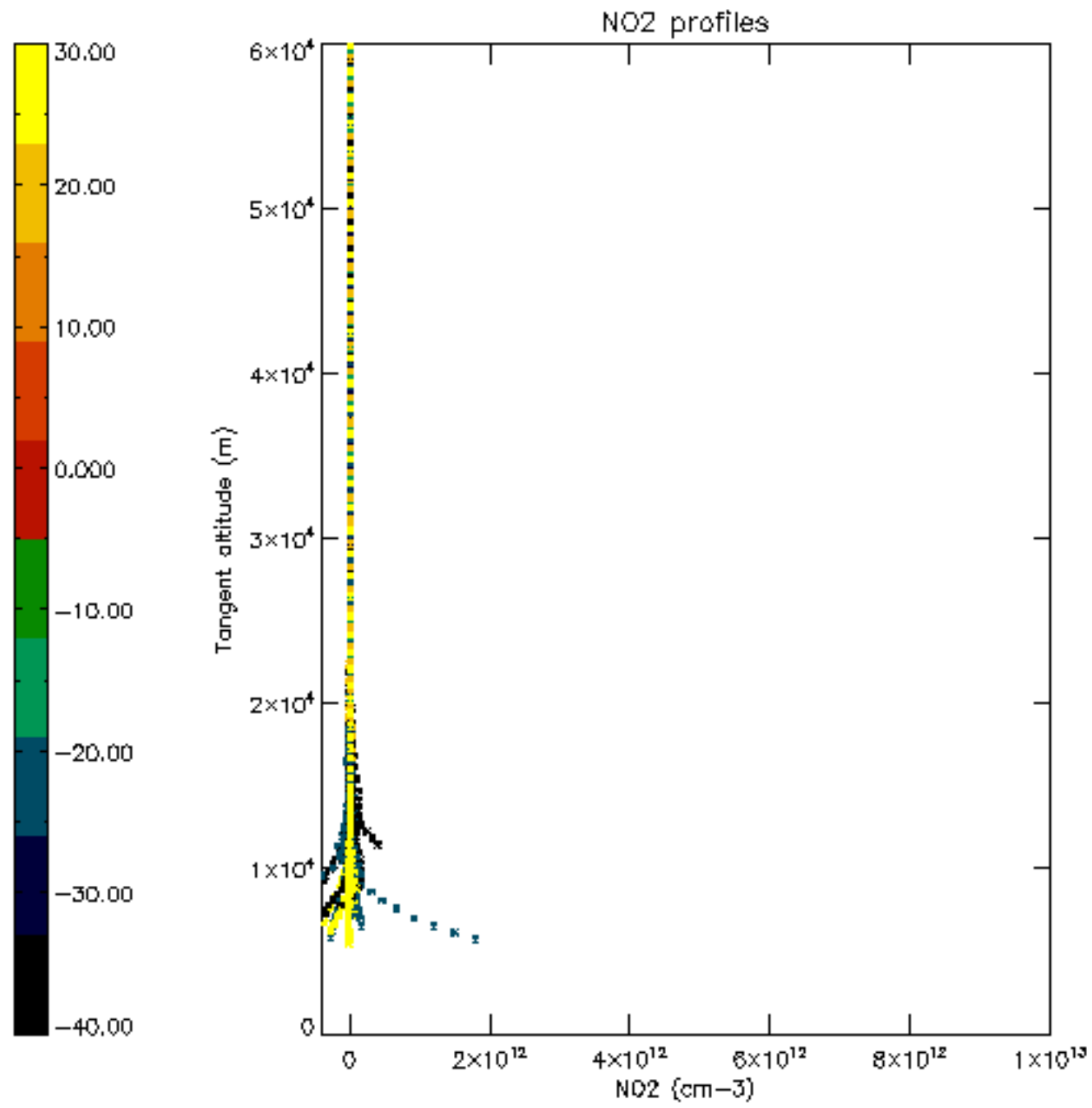


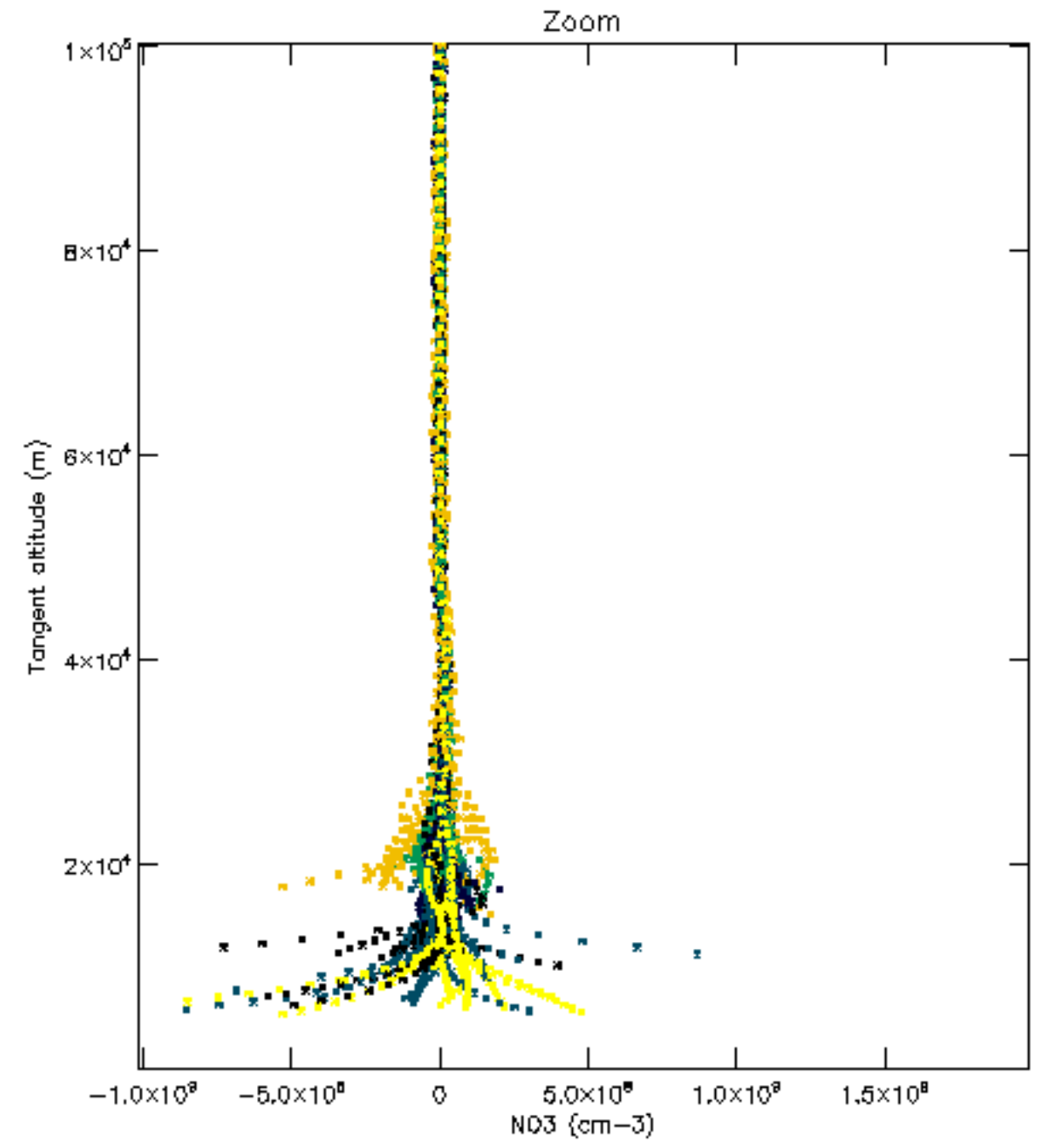
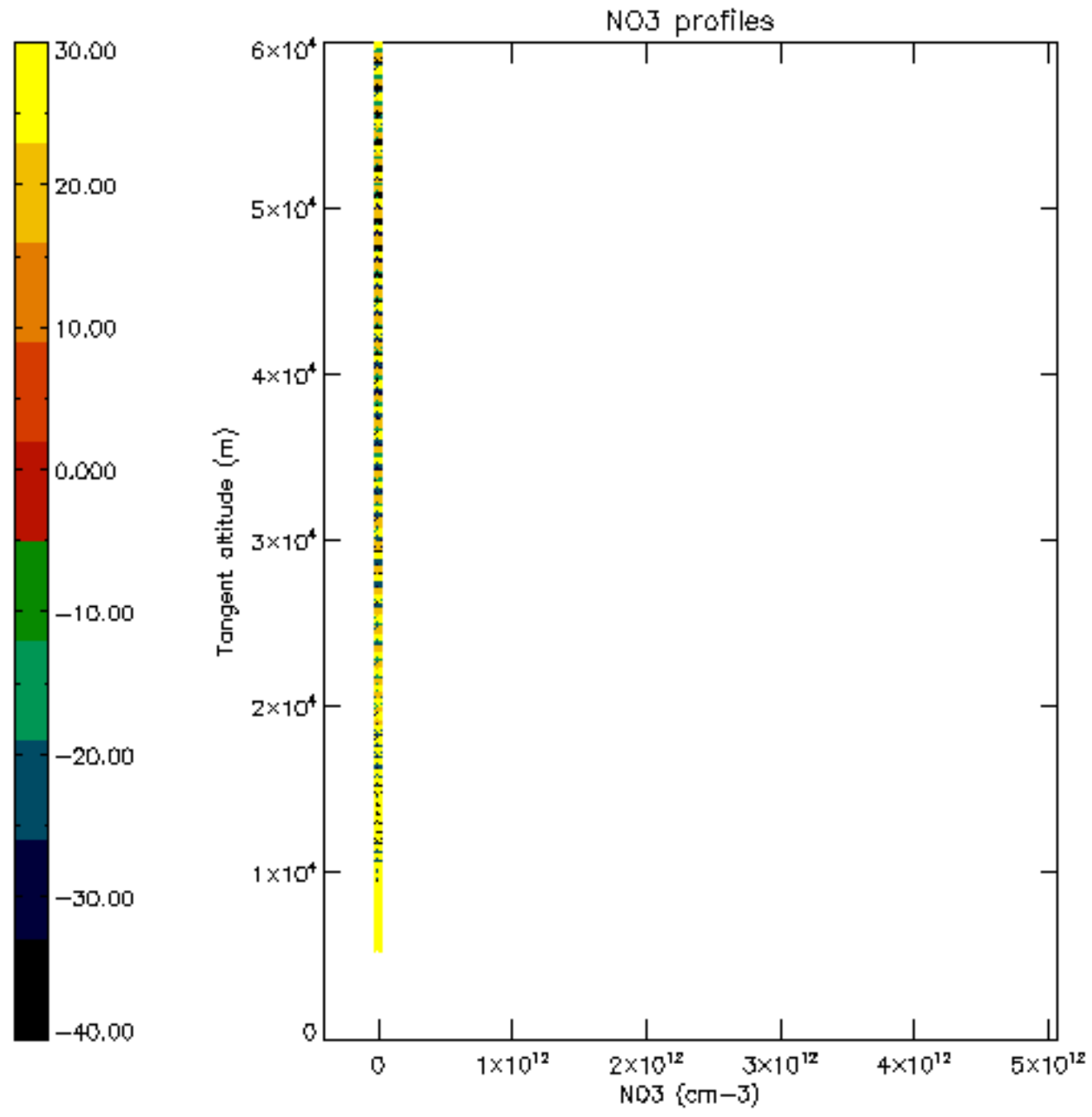


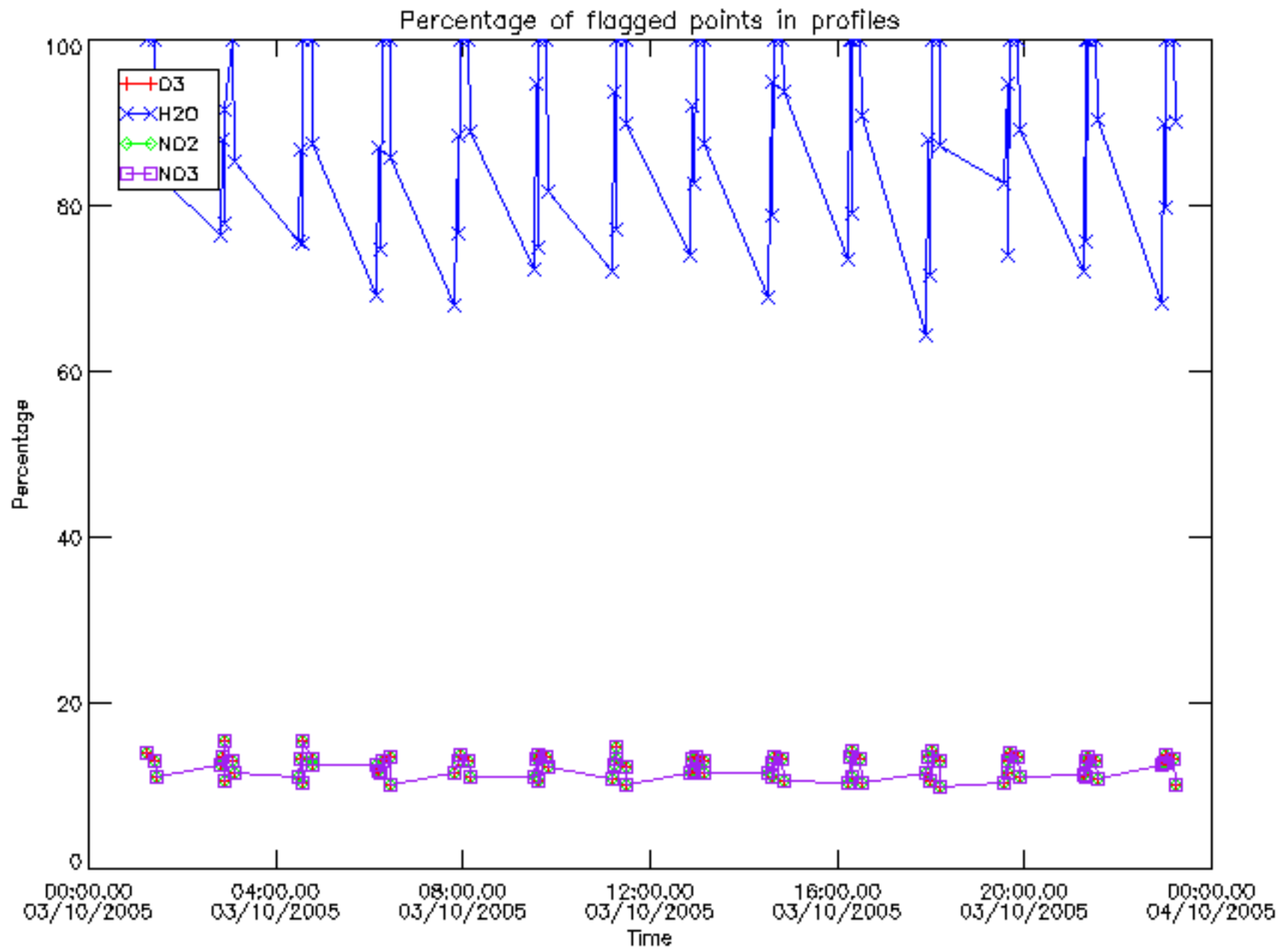




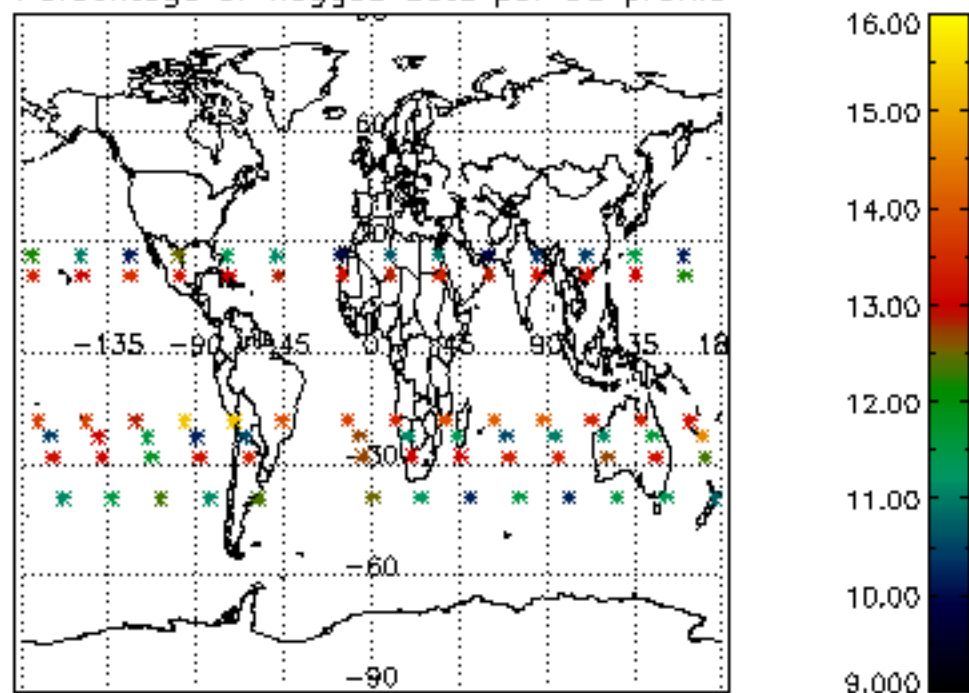




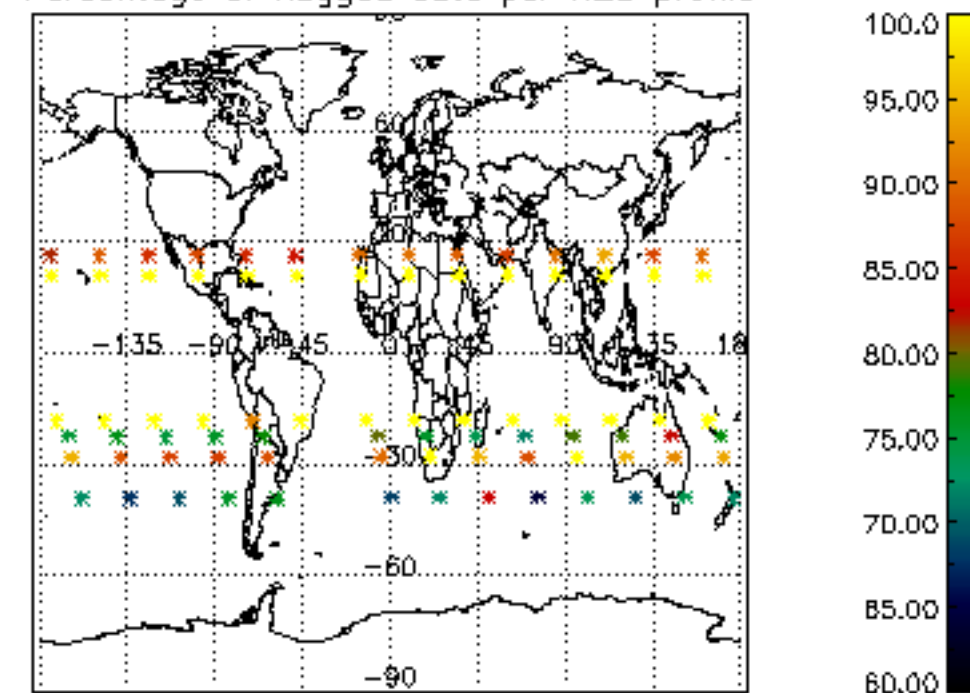




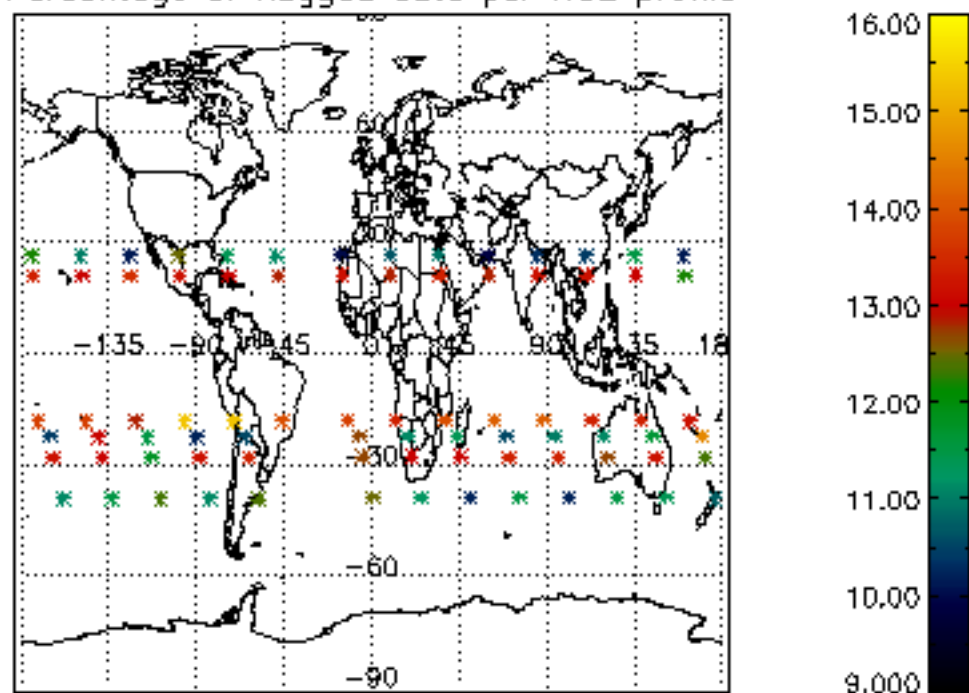
Percentage of flagged data per D3 profile



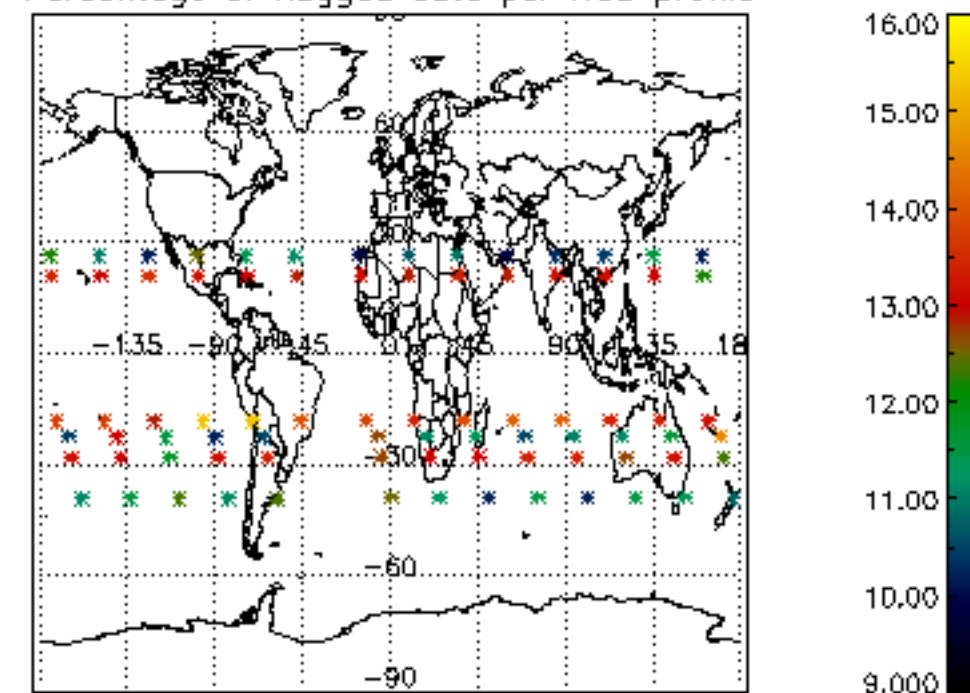
Percentage of flagged data per H2O profile

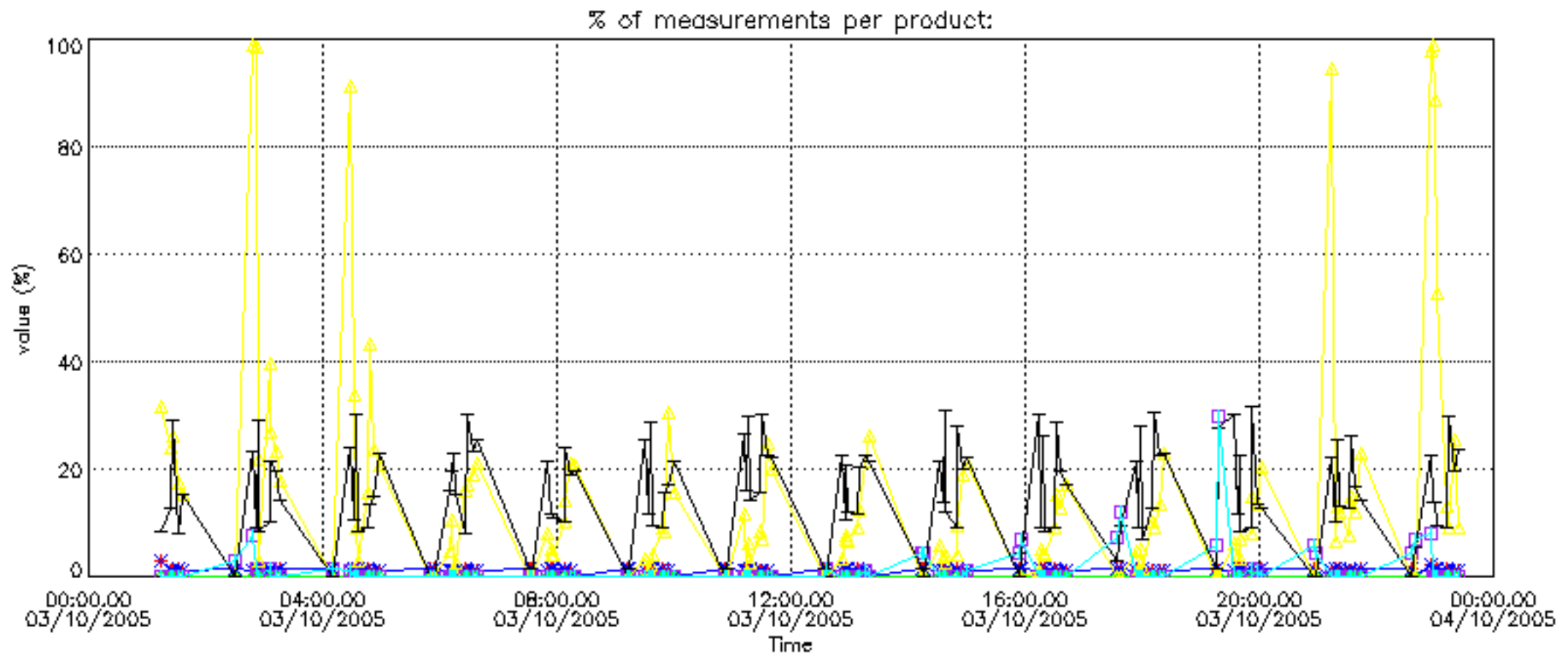


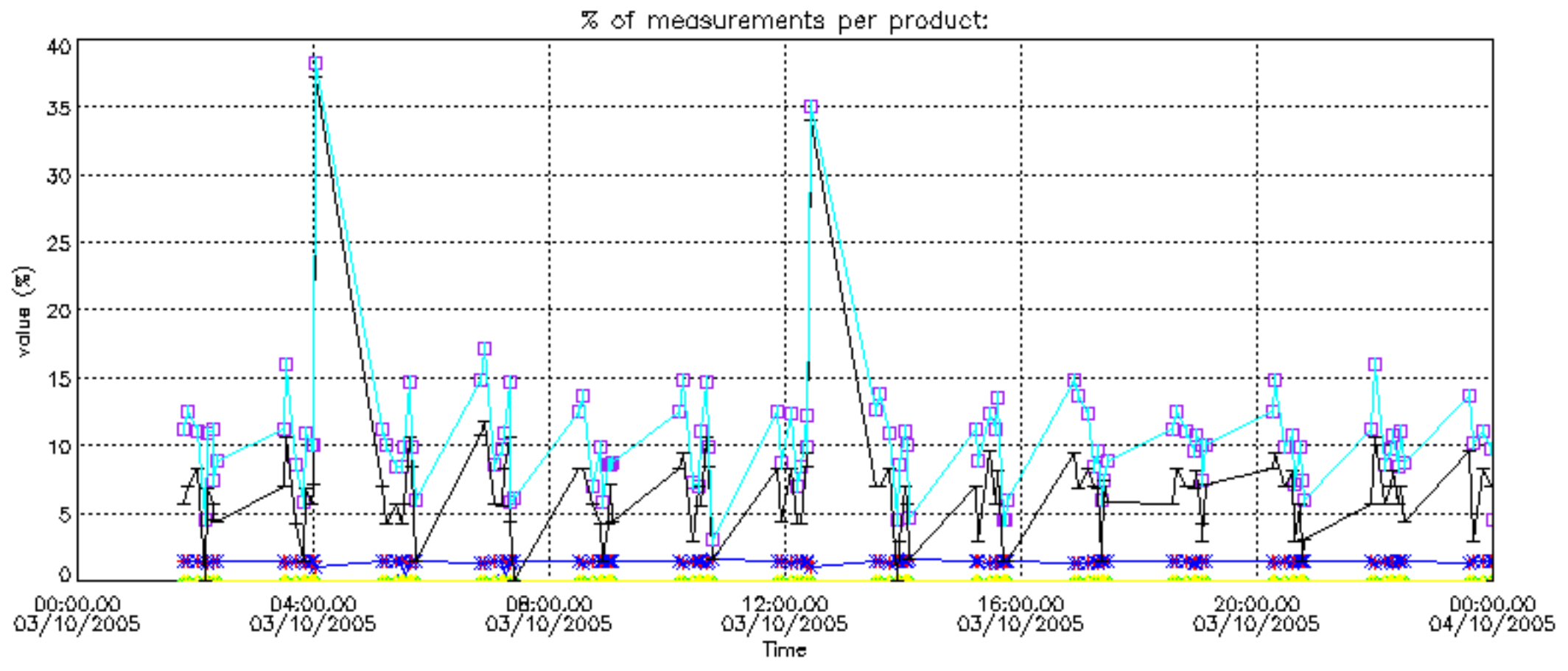
Percentage of flagged data per NO2 profile



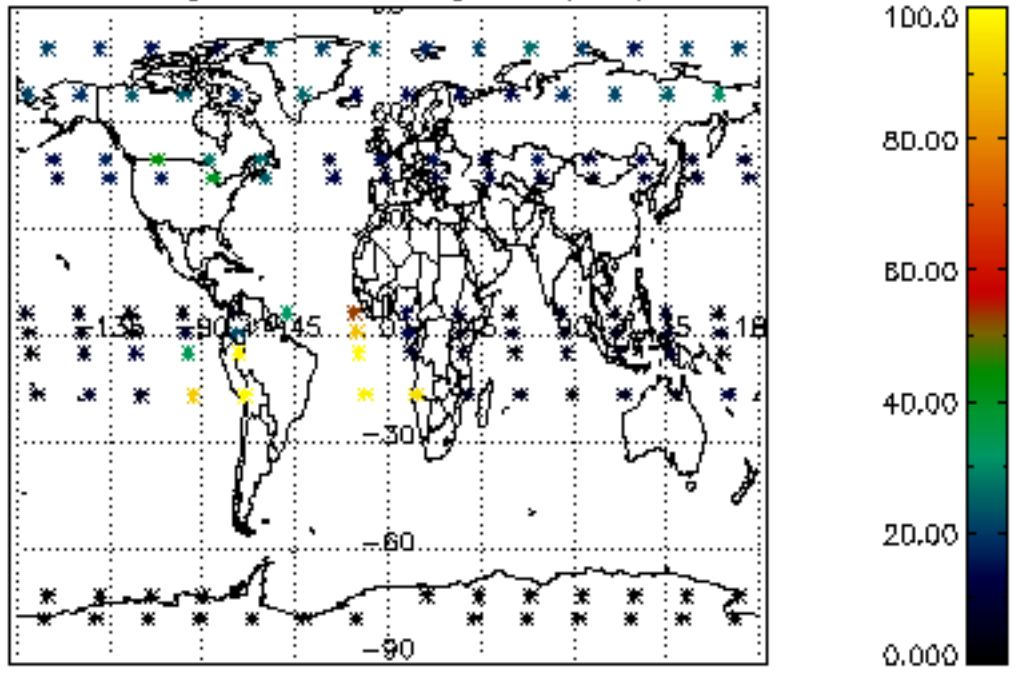
Percentage of flagged data per NO3 profile



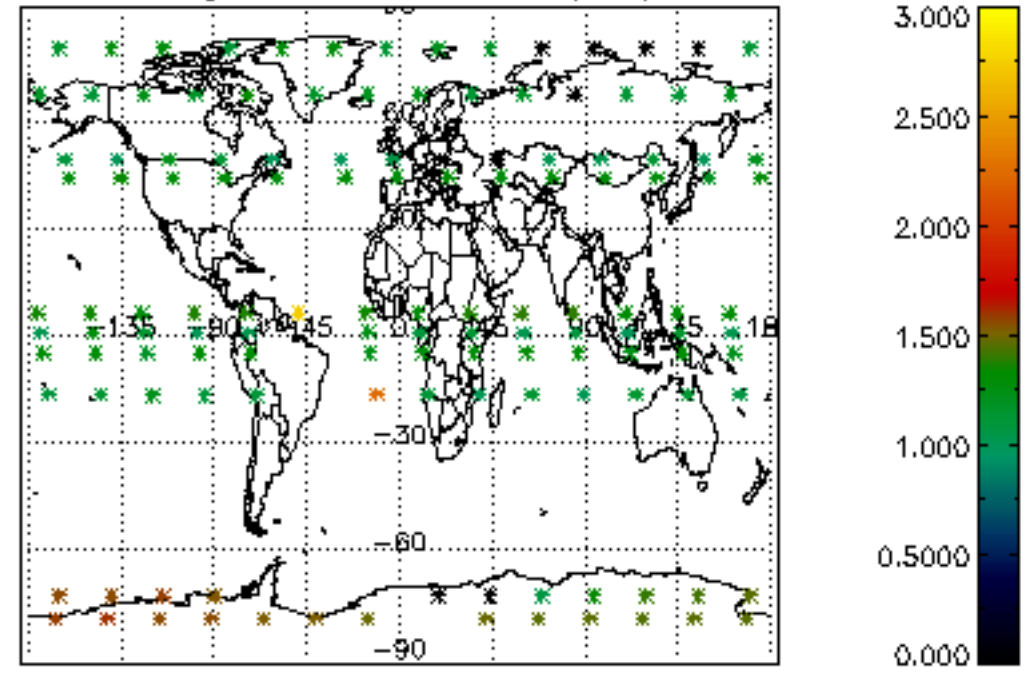




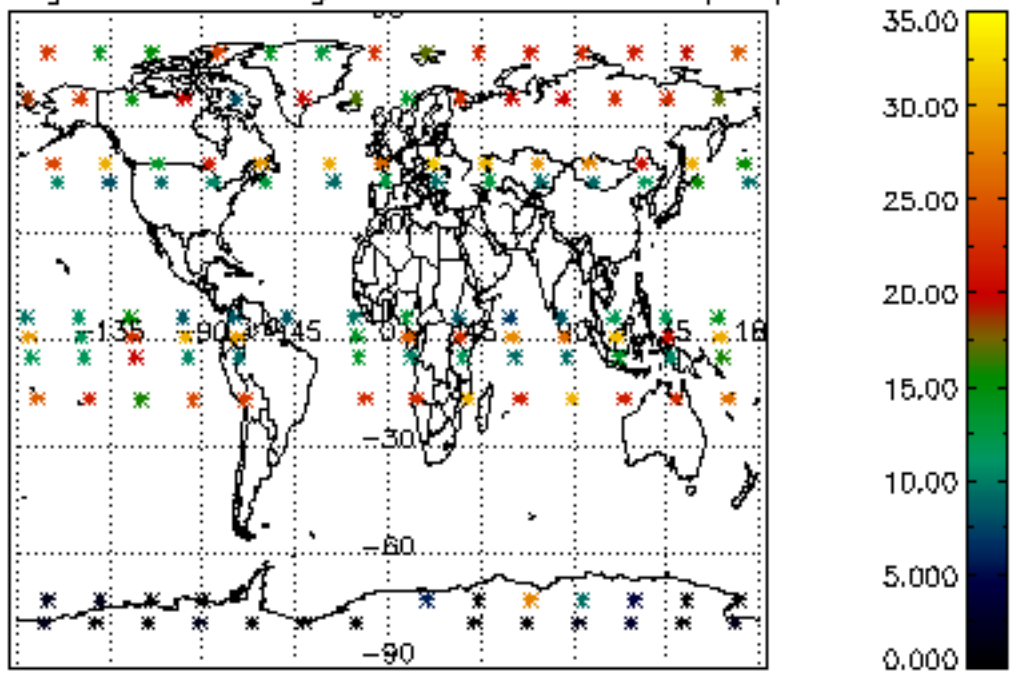
Percentage of cosmic ray hits per profile



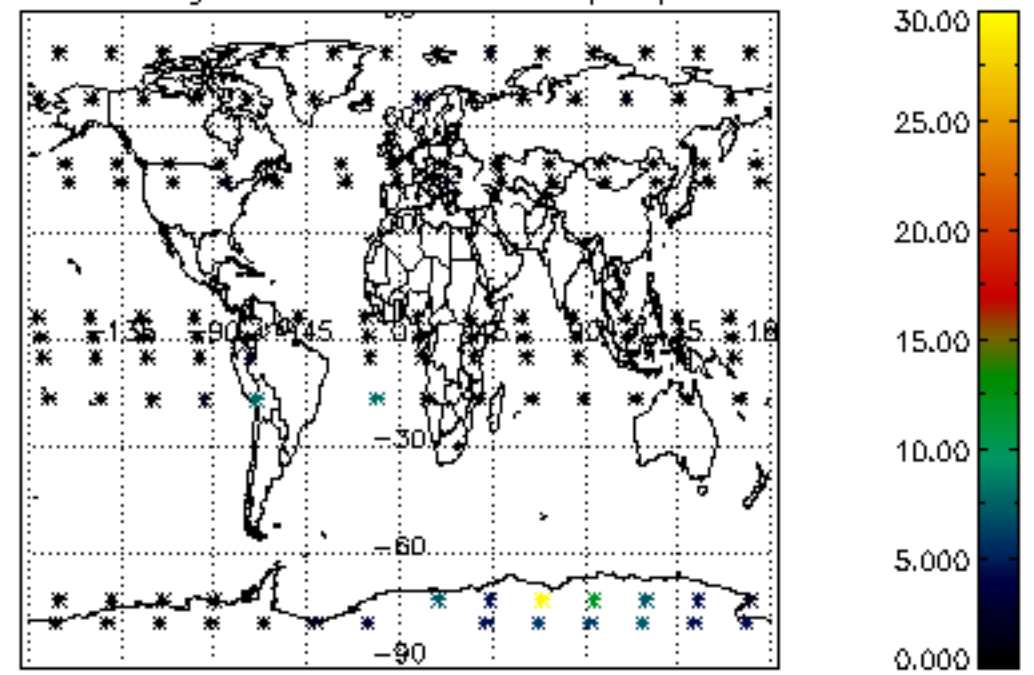
Percentage of datation errors per profile



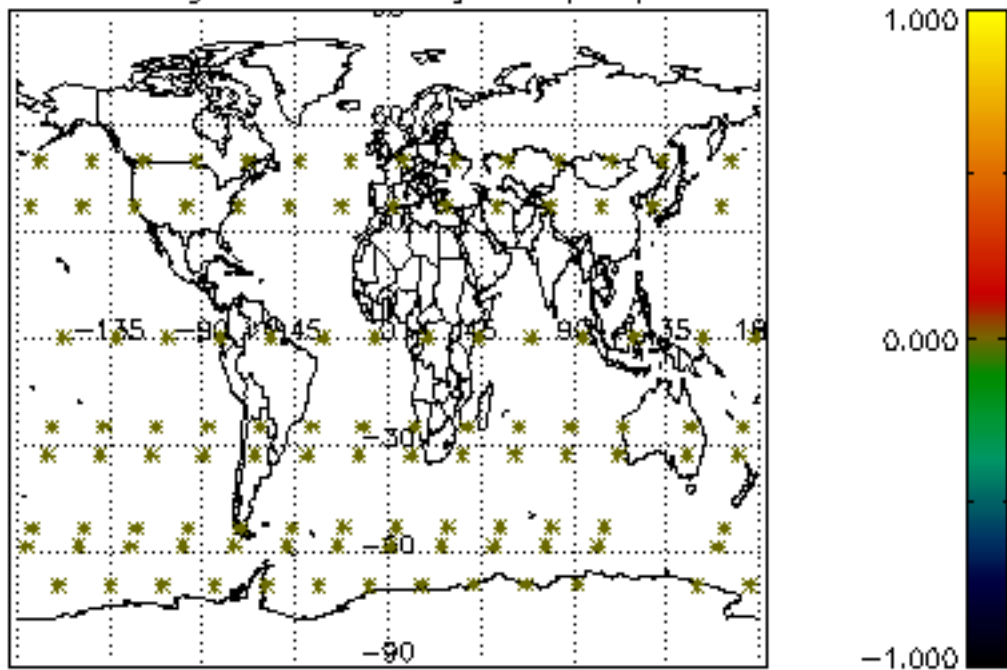
Percentage of star falling outside central band per profile



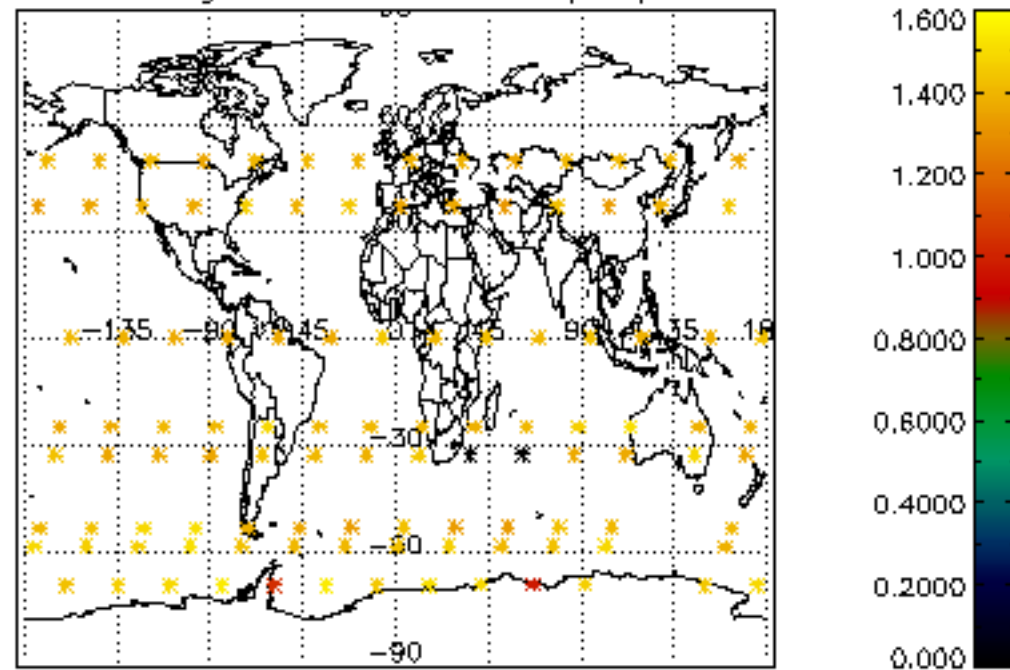
Percentage of saturation errors per profile



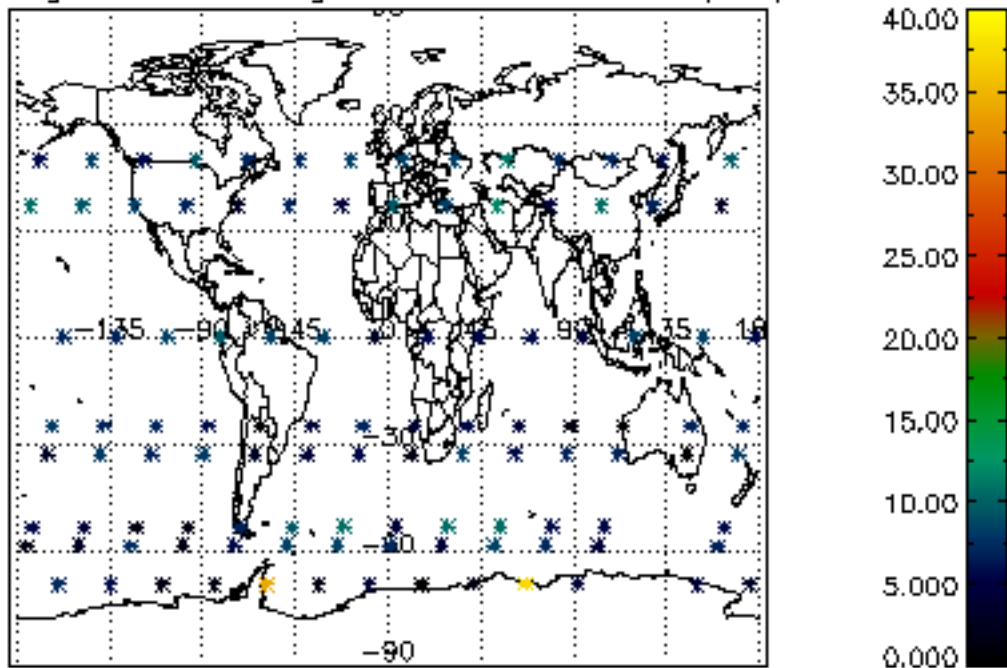
Percentage of cosmic ray hits per profile



Percentage of datation errors per profile



Percentage of star falling outside central band per profile



Percentage of saturation errors per profile

