

GOMOS Level 2 Daily Report

SUMMARY

[1. General Info](#)

[2. Summary of processed GOM_NL_2P products](#)

[3. Level 2 Quality information per product](#)

[3.1 Plot of level 2 quality information per product \(time dependant\)](#)

[3.2 Plot of level 2 quality information per product \(world map\)](#)

[4. Level 1 Quality information per product \(stored on level 2 products\)](#)

[4.1 Plot of level 1 quality information per product \(time dependant\)](#)

[4.1.1 Plot of level 1 quality information per product \(time dependant\): ASCENDING](#)

[4.1.2 Plot of level 1 quality information per product \(time dependant\): DESCENDING](#)

[4.2 Plot of level 1 quality information per product \(world map\)](#)

[4.2.1 Plot of level 1 quality information per product \(world map\): ASCENDING](#)

[4.2.2 Plot of level 1 quality information per product \(world map\): DESCENDING](#)

[5. Ozone profiles based on quality statistics and other trace gas profiles](#)

[5.1 Ozone statistics based on quality of products](#)

[5.2 Plot ozone profiles for all STD \(dark without errors\)](#)

[5.3 Plot ozone profiles where STD < 20% \(dark without errors\)](#)

[5.4. Plot ozone profiles where STD < 10% \(dark without errors\)](#)

[5.5. Plot ozone profiles where STD < 5% \(dark without errors\)](#)

[5.6 Plot NO2 profiles for all STD \(dark without errors\)](#)

[5.7 Plot NO3 profiles for all STD \(dark without errors\)](#)

[5.8 Plot H2O profiles \(only for occultations of stars 1,2,3,4,13,14,16,26,63 dark without errors\) for all STD](#)

[6. Auxiliary Data Files used for the production reported in section 2](#)

This report presents the daily analysis on parameters extracted from GOMOS level 2 data (GOM_NL__2P). It is intended to monitor some important parameters that will impact the quality of these products. A list of level 2 products (and content) that have arrived during the reporting day to the PCF is also given.

Item	Value
Time of report generation	18APR2013 11:21:22
Data source version	GOMOS/6.01
Start time of products	02-10-2005 (02OCT2005 00:00:00)
Stop time of products	03-10-2005 (03OCT2005 00:00:00)
Store outputs in DB	Yes
Nb of level 2 prods	235
Nb of prods with errors	0

2. Summary of processed GOM_NL__2P products.

Nr	Filename	UTC Start time	Limb	Duration	Star Id	Star Name	Star Mag	Star Temp	Nb Meas	Orbit	Prod. error
1	GOM_NL__2PRFIN20051002_000320_000000482041_00174_18765_7229.N1	02-OCT-2005 00:03:20	Dark	48.000	41	Eps Car	1.8600	4100.0	96	18765	No
2	GOM_NL__2PRFIN20051002_000458_000000412041_00174_18765_7230.N1	02-OCT-2005 00:04:58	Dark	40.500	29	Bet Car	1.6720	10200.	81	18765	No
3	GOM_NL__2PRFIN20051002_001534_000000392041_00174_18765_7231.N1	02-OCT-2005 00:15:34	Dark	38.500	143	Alp Hyi	2.8570	7200.0	77	18765	No
4	GOM_NL__2PRFIN20051002_001702_000000452041_00174_18765_7232.N1	02-OCT-2005 00:17:02	Dark	44.500	9	Alp Eri	0.45300	24000.	89	18765	No
5	GOM_NL__2PRFIN20051002_002222_000000442041_00174_18765_7233.N1	02-OCT-2005 00:22:22	Straylight	43.500	84	Alp Phe	2.3970	4500.0	87	18765	No
6	GOM_NL__2PRFIN20051002_002700_000000432041_00174_18765_7234.N1	02-OCT-2005 00:27:00	Straylight	43.000	18	24Alp PsA	1.1660	9700.0	86	18765	No
7	GOM_NL__2PRFIN20051002_003925_000000372041_00174_18765_7235.N1	02-OCT-2005 00:39:25	Bright	36.500	90	54Alp Peg	2.4870	11000.	73	18765	No
8	GOM_NL__2PRFIN20051002_004303_000000362041_00174_18765_7236.N1	02-OCT-2005 00:43:03	Bright	36.000	93	53Bet Peg	2.5200	3100.0	72	18765	No
9	GOM_NL__2PRFIN20051002_005319_000000372041_00174_18765_7237.N1	02-OCT-2005 00:53:19	Bright	36.500	89	5Alp Cep	2.4510	8000.0	73	18765	No
10	GOM_NL__2PRFIN20051002_010025_000000352041_00174_18765_7238.N1	02-OCT-2005 01:00:25	Bright	34.500	49	1Alp UMi	1.9900	6300.0	69	18765	No
11	GOM_NL__2PRFIN20051002_010232_000000372041_00174_18765_7239.N1	02-OCT-2005 01:02:32	Bright	36.500	60	7Bet UMi	2.0810	3950.0	73	18765	No
12	GOM_NL__2PRFIN20051002_010823_000000372041_00174_18765_7240.N1	02-OCT-2005 01:08:23	Bright	37.000	36	50Alp UMa	1.8000	6300.0	74	18765	No
13	GOM_NL__2PRFIN20051002_010954_000000352041_00174_18765_7241.N1	02-OCT-2005 01:09:54	Bright	34.500	82	48Bet UMa	2.3650	10600.	69	18765	No
14	GOM_NL__2PRFIN20051002_011307_000000342041_00174_18765_7242.N1	02-OCT-2005 01:13:07	Bright	34.000	174	52Psi UMa	3.0040	4400.0	68	18765	No
15	GOM_NL__2PRFIN20051002_011947_000000362041_00174_18765_7243.N1	02-OCT-2005 01:19:47	Bright	35.500	166	17Eps Leo	2.9800	6000.0	71	18765	No
16	GOM_NL__2PRFIN20051002_012924_000000472041_00174_18765_7244.N1	02-OCT-2005 01:29:24	Twilight	47.000	48	30Alp Hya	1.9770	4100.0	94	18765	No
17	GOM_NL__2PRFIN20051002_013904_000000422041_00174_18765_7245.N1	02-OCT-2005 01:39:04	Dark	41.500	65	Lam Vel	2.2040	4400.0	83	18765	No
18	GOM_NL__2PRFIN20051002_014221_000000382041_00174_18765_7246.N1	02-OCT-2005 01:42:21	Dark	38.000	46	Del Vel	1.9540	10600.	76	18765	No
19	GOM_NL__2PRFIN20051002_014357_000000422041_00175_18766_7229.N1	02-OCT-2005 01:43:57	Dark	41.500	41	Eps Car	1.8600	4100.0	83	18766	No
20	GOM_NL__2PRFIN20051002_014534_000000382041_00175_18766_7230.N1	02-OCT-2005 01:45:34	Dark	37.500	29	Bet Car	1.6720	10200.	75	18766	No
21	GOM_NL__2PRFIN20051002_015610_000000392041_00175_18766_7231.N1	02-OCT-2005 01:56:10	Dark	39.000	143	Alp Hyi	2.8570	7200.0	78	18766	No
22	GOM_NL__2PRFIN20051002_015738_000000502041_00175_18766_7232.N1	02-OCT-2005 01:57:38	Dark	50.000	9	Alp Eri	0.45300	24000.	100	18766	No
23	GOM_NL__2PRFIN20051002_020258_000000452041_00175_18766_7233.N1	02-OCT-2005 02:02:58	Straylight	44.500	84	Alp Phe	2.3970	4500.0	89	18766	No
24	GOM_NL__2PRFIN20051002_020736_000000392041_00175_18766_7234.N1	02-OCT-2005 02:07:36	Straylight	38.500	18	24Alp PsA	1.1660	9700.0	77	18766	No
25	GOM_NL__2PRFIN20051002_022001_000000362041_00175_18766_7235.N1	02-OCT-2005 02:20:01	Bright	36.000	90	54Alp Peg	2.4870	11000.	72	18766	No
26	GOM_NL__2PRFIN20051002_022339_000000372041_00175_18766_7236.N1	02-OCT-2005 02:23:39	Bright	36.500	93	53Bet Peg	2.5200	3100.0	73	18766	No
27	GOM_NL__2PRFIN20051002_023355_000000352041_00175_18766_7237.N1	02-OCT-2005 02:33:55	Bright	34.500	89	5Alp Cep	2.4510	8000.0	69	18766	No
28	GOM_NL__2PRFIN20051002_024101_000000352041_00175_18766_7238.N1	02-OCT-2005 02:41:01	Bright	35.000	49	1Alp UMi	1.9900	6300.0	70	18766	No
29	GOM_NL__2PRFIN20051002_024308_000000382041_00175_18766_7239.N1	02-OCT-2005 02:43:08	Bright	37.500	60	7Bet UMi	2.0810	3950.0	75	18766	No
30	GOM_NL__2PRFIN20051002_024900_000000372041_00175_18766_7240.N1	02-OCT-2005 02:49:00	Bright	36.500	36	50Alp UMa	1.8000	6300.0	73	18766	No
31	GOM_NL__2PRFIN20051002_025030_000000352041_00175_18766_7241.N1	02-OCT-2005 02:50:30	Bright	35.000	82	48Bet UMa	2.3650	10600.	70	18766	No
32	GOM_NL__2PRFIN20051002_025343_000000332041_00175_18766_7242.N1	02-OCT-2005 02:53:43	Bright	33.000	174	52Psi UMa	3.0040	4400.0	66	18766	No
33	GOM_NL__2PRFIN20051002_030023_000000362041_00175_18766_7243.N1	02-OCT-2005 03:00:23	Bright	36.000	166	17Eps Leo	2.9800	6000.0	72	18766	No
34	GOM_NL__2PRFIN20051002_031000_000000452041_00175_18766_7244.N1	02-OCT-2005 03:10:00	Twilight	45.000	48	30Alp Hya	1.9770	4100.0	90	18766	No
35	GOM_NL__2PRFIN20051002_031941_000000442041_00175_18766_7245.N1	02-OCT-2005 03:19:41	Dark	44.000	65	Lam Vel	2.2040	4400.0	88	18766	No
36	GOM_NL__2PRFIN20051002_032258_000000392041_00175_18766_7246.N1	02-OCT-2005 03:22:58	Dark	39.000	46	Del Vel	1.9540	10600.	78	18766	No
37	GOM_NL__2PRFIN20051002_032433_000000522041_00176_18767_7229.N1	02-OCT-2005 03:24:33	Dark	51.500	41	Eps Car	1.8600	4100.0	103	18767	No
38	GOM_NL__2PRFIN20051002_032610_000000382041_00176_18767_7230.N1	02-OCT-2005 03:26:10	Dark	38.000	29	Bet Car	1.6720	10200.	76	18767	No
39	GOM_NL__2PRFIN20051002_033647_000000392041_00176_18767_7231.N1	02-OCT-2005 03:36:47	Dark	39.000	143	Alp Hyi	2.8570	7200.0	78	18767	No
40	GOM_NL__2PRFIN20051002_033814_000000482041_00176_18767_7232.N1	02-OCT-2005 03:38:14	Dark	47.500	9	Alp Eri	0.45300	24000.	95	18767	No
41	GOM_NL__2PRFIN20051002_034334_000000402041_00176_18767_7233.N1	02-OCT-2005 03:43:34	Straylight	39.500	84	Alp Phe	2.3970	4500.0	79	18767	No
42	GOM_NL__2PRFIN20051002_034812_000000422041_00176_18767_7234.N1	02-OCT-2005 03:48:12	Straylight	41.500	18	24Alp PsA	1.1660	9700.0	83	18767	No

43	GOM_NL__2PRFIN20051002_040037_000000362041_00176_18767_7235.N1	02-OCT-2005 04:00:37	Bright	36.000	90	54Alp Peg	2.4870	11000.	72	18767	No
44	GOM_NL__2PRFIN20051002_040415_000000362041_00176_18767_7236.N1	02-OCT-2005 04:04:15	Bright	35.500	93	53Bet Peg	2.5200	3100.0	71	18767	No
45	GOM_NL__2PRFIN20051002_041432_000000332041_00176_18767_7237.N1	02-OCT-2005 04:14:32	Bright	32.500	89	5Alp Cep	2.4510	8000.0	65	18767	No
46	GOM_NL__2PRFIN20051002_042136_000000362041_00176_18767_7238.N1	02-OCT-2005 04:21:36	Bright	35.500	49	1Alp UMi	1.9900	6300.0	71	18767	No
47	GOM_NL__2PRFIN20051002_042345_000000342041_00176_18767_7239.N1	02-OCT-2005 04:23:45	Bright	33.500	60	7Bet UMi	2.0810	3950.0	67	18767	No
48	GOM_NL__2PRFIN20051002_042936_000000362041_00176_18767_7240.N1	02-OCT-2005 04:29:36	Bright	35.500	36	50Alp UMa	1.8000	6300.0	71	18767	No
49	GOM_NL__2PRFIN20051002_043106_000000362041_00176_18767_7241.N1	02-OCT-2005 04:31:06	Bright	35.500	82	48Bet UMa	2.3650	10600.	71	18767	No
50	GOM_NL__2PRFIN20051002_043420_000000512041_00176_18767_7242.N1	02-OCT-2005 04:34:20	Bright	51.000	174	52Psi UMa	3.0040	4400.0	102	18767	No
51	GOM_NL__2PRFIN20051002_044059_000000362041_00176_18767_7243.N1	02-OCT-2005 04:40:59	Bright	36.000	166	17Eps Leo	2.9800	6000.0	72	18767	No
52	GOM_NL__2PRFIN20051002_045037_000000472041_00176_18767_7244.N1	02-OCT-2005 04:50:37	Twilight	46.500	48	30Alp Hya	1.9770	4100.0	93	18767	No
53	GOM_NL__2PRFIN20051002_050017_000000432041_00176_18767_7245.N1	02-OCT-2005 05:00:17	Dark	43.000	65	Lam Vel	2.2040	4400.0	86	18767	No
54	GOM_NL__2PRFIN20051002_050334_000000392041_00176_18767_7246.N1	02-OCT-2005 05:03:34	Dark	38.500	46	Del Vel	1.9540	10600.	77	18767	No
55	GOM_NL__2PRFIN20051002_050510_000000512041_00177_18768_7249.N1	02-OCT-2005 05:05:10	Dark	50.500	41	Eps Car	1.8600	4100.0	101	18768	No
56	GOM_NL__2PRFIN20051002_050646_000000382041_00177_18768_7250.N1	02-OCT-2005 05:06:46	Dark	37.500	29	Bet Car	1.6720	10200.	75	18768	No
57	GOM_NL__2PRFIN20051002_051723_000000392041_00177_18768_7251.N1	02-OCT-2005 05:17:23	Dark	38.500	143	Alp Hyi	2.8570	7200.0	77	18768	No
58	GOM_NL__2PRFIN20051002_051851_000000442041_00177_18768_7252.N1	02-OCT-2005 05:18:51	Dark	43.500	9	Alp Eri	0.45300	24000.	87	18768	No
59	GOM_NL__2PRFIN20051002_052411_000000402041_00177_18768_7253.N1	02-OCT-2005 05:24:11	Straylight	39.500	84	Alp Phe	2.3970	4500.0	79	18768	No
60	GOM_NL__2PRFIN20051002_052848_000000422041_00177_18768_7254.N1	02-OCT-2005 05:28:48	Straylight	42.000	18	24Alp PsA	1.1660	9700.0	84	18768	No
61	GOM_NL__2PRFIN20051002_054113_000000362041_00177_18768_7255.N1	02-OCT-2005 05:41:13	Bright	36.000	90	54Alp Peg	2.4870	11000.	72	18768	No
62	GOM_NL__2PRFIN20051002_054451_000000372041_00177_18768_7256.N1	02-OCT-2005 05:44:51	Bright	36.500	93	53Bet Peg	2.5200	3100.0	73	18768	No
63	GOM_NL__2PRFIN20051002_055508_000000362041_00177_18768_7257.N1	02-OCT-2005 05:55:08	Bright	36.000	89	5Alp Cep	2.4510	8000.0	72	18768	No
64	GOM_NL__2PRFIN20051002_060213_000000342041_00177_18768_7258.N1	02-OCT-2005 06:02:13	Bright	34.000	49	1Alp UMi	1.9900	6300.0	68	18768	No
65	GOM_NL__2PRFIN20051002_060421_000000522041_00177_18768_7259.N1	02-OCT-2005 06:04:21	Bright	51.500	60	7Bet UMi	2.0810	3950.0	103	18768	No
66	GOM_NL__2PRFIN20051002_061012_000000372041_00177_18768_7260.N1	02-OCT-2005 06:10:12	Bright	37.000	36	50Alp UMa	1.8000	6300.0	74	18768	No
67	GOM_NL__2PRFIN20051002_061142_000000362041_00177_18768_7261.N1	02-OCT-2005 06:11:42	Bright	35.500	82	48Bet UMa	2.3650	10600.	71	18768	No
68	GOM_NL__2PRFIN20051002_061456_000000432041_00177_18768_7262.N1	02-OCT-2005 06:14:56	Bright	43.000	174	52Psi UMa	3.0040	4400.0	86	18768	No
69	GOM_NL__2PRFIN20051002_062135_000000362041_00177_18768_7263.N1	02-OCT-2005 06:21:35	Bright	35.500	166	17Eps Leo	2.9800	6000.0	71	18768	No
70	GOM_NL__2PRFIN20051002_063113_000000472041_00177_18768_7264.N1	02-OCT-2005 06:31:13	Twilight	47.000	48	30Alp Hya	1.9770	4100.0	94	18768	No
71	GOM_NL__2PRFIN20051002_064053_000000452041_00177_18768_7265.N1	02-OCT-2005 06:40:53	Dark	45.000	65	Lam Vel	2.2040	4400.0	90	18768	No
72	GOM_NL__2PRFIN20051002_064411_000000372041_00177_18768_7266.N1	02-OCT-2005 06:44:11	Dark	37.000	46	Del Vel	1.9540	10600.	74	18768	No
73	GOM_NL__2PRFIN20051002_064546_000000432041_00178_18769_7249.N1	02-OCT-2005 06:45:46	Dark	43.000	41	Eps Car	1.8600	4100.0	86	18769	No
74	GOM_NL__2PRFIN20051002_064722_000000372041_00178_18769_7250.N1	02-OCT-2005 06:47:22	Dark	36.500	29	Bet Car	1.6720	10200.	73	18769	No
75	GOM_NL__2PRFIN20051002_065759_000000382041_00178_18769_7251.N1	02-OCT-2005 06:57:59	Dark	38.000	143	Alp Hyi	2.8570	7200.0	76	18769	No
76	GOM_NL__2PRFIN20051002_065927_000000472041_00178_18769_7252.N1	02-OCT-2005 06:59:27	Dark	46.500	9	Alp Eri	0.45300	24000.	93	18769	No
77	GOM_NL__2PRFIN20051002_070447_000000432041_00178_18769_7253.N1	02-OCT-2005 07:04:47	Straylight	43.000	84	Alp Phe	2.3970	4500.0	86	18769	No
78	GOM_NL__2PRFIN20051002_070924_000000422041_00178_18769_7254.N1	02-OCT-2005 07:09:24	Straylight	41.500	18	24Alp PsA	1.1660	9700.0	83	18769	No
79	GOM_NL__2PRFIN20051002_072149_000000352041_00178_18769_7255.N1	02-OCT-2005 07:21:49	Bright	34.500	90	54Alp Peg	2.4870	11000.	69	18769	No
80	GOM_NL__2PRFIN20051002_072527_000000382041_00178_18769_7256.N1	02-OCT-2005 07:25:27	Bright	38.000	93	53Bet Peg	2.5200	3100.0	76	18769	No
81	GOM_NL__2PRFIN20051002_073544_000000362041_00178_18769_7257.N1	02-OCT-2005 07:35:44	Bright	36.000	89	5Alp Cep	2.4510	8000.0	72	18769	No
82	GOM_NL__2PRFIN20051002_074248_000000352041_00178_18769_7258.N1	02-OCT-2005 07:42:48	Bright	34.500	49	1Alp UMi	1.9900	6300.0	69	18769	No
83	GOM_NL__2PRFIN20051002_074457_000000362041_00178_18769_7259.N1	02-OCT-2005 07:44:57	Bright	36.000	60	7Bet UMi	2.0810	3950.0	72	18769	No
84	GOM_NL__2PRFIN20051002_075048_000000372041_00178_18769_7260.N1	02-OCT-2005 07:50:48	Bright	36.500	36	50Alp UMa	1.8000	6300.0	73	18769	No
85	GOM_NL__2PRFIN20051002_075218_000000352041_00178_18769_7261.N1	02-OCT-2005 07:52:18	Bright	35.000	82	48Bet UMa	2.3650	10600.	70	18769	No
86	GOM_NL__2PRFIN20051002_075532_000000342041_00178_18769_7262.N1	02-OCT-2005 07:55:32	Bright	34.000	174	52Psi UMa	3.0040	4400.0	68	18769	No
87	GOM_NL__2PRFIN20051002_080212_000000352041_00178_18769_7263.N1	02-OCT-2005 08:02:12	Bright	35.000	166	17Eps Leo	2.9800	6000.0	70	18769	No
88	GOM_NL__2PRFIN20051002_081149_000000492041_00178_18769_7264.N1	02-OCT-2005 08:11:49	Twilight	49.000	48	30Alp Hya	1.9770	4100.0	98	18769	No
89	GOM_NL__2PRFIN20051002_082130_000000452041_00178_18769_7265.N1	02-OCT-2005 08:21:30	Dark	44.500	65	Lam Vel	2.2040	4400.0	89	18769	No
90	GOM_NL__2PRFIN20051002_082447_000000392041_00178_18769_7266.N1	02-OCT-2005 08:24:47	Dark	39.000	46	Del Vel	1.9540	10600.	78	18769	No
91	GOM_NL__2PRFIN20051002_082622_000000432041_00179_18770_7249.N1	02-OCT-2005 08:26:22	Dark	43.000	41	Eps Car	1.8600	4100.0	86	18770	No
92	GOM_NL__2PRFIN20051002_082759_000000382041_00179_18770_7250.N1	02-OCT-2005 08:27:59	Dark	37.500	29	Bet Car	1.6720	10200.	75	18770	No
93	GOM_NL__2PRFIN20051002_083836_000000382041_00179_18770_7251.N1	02-OCT-2005 08:38:36	Dark	38.000	143	Alp Hyi	2.8570	7200.0	76	18770	No
94	GOM_NL__2PRFIN20051002_084003_000000402041_00179_18770_7252.N1	02-OCT-2005 08:40:03	Dark	40.000	9	Alp Eri	0.45300	24000.	80	18770	No
95	GOM_NL__2PRFIN20051002_084523_000000442041_00179_18770_7253.N1	02-OCT-2005 08:45:23	Straylight	44.000	84	Alp Phe	2.3970	4500.0	88	18770	No
96	GOM_NL__2PRFIN20051002_085000_000000402041_00179_18770_7254.N1	02-OCT-2005 08:50:00	Straylight	40.000	18	24Alp PsA	1.1660	9700.0	80	18770	No
97	GOM_NL__2PRFIN20051002_090225_000000362041_00179_18770_7255.N1	02-OCT-2005 09:02:25	Bright	35.500	90	54Alp Peg	2.4870	11000.	71	18770	No
98	GOM_NL__2PRFIN20051002_090603_000000362041_00179_18770_7256.N1	02-OCT-2005 09:06:03	Bright	35.500	93	53Bet Peg	2.5200	3100.0	71	18770	No
99	GOM_NL__2PRFIN20051002_091620_000000352041_00179_18770_7257.N1	02-OCT-2005 09:16:20	Bright	35.000	89	5Alp Cep	2.4510	8000.0	70	18770	No
100	GOM_NL__2PRFIN20051002_092324_000000362041_00179_18770_7258.N1	02-OCT-2005 09:23:24	Bright	36.000	49	1Alp UMi	1.9900	6300.0	72	18770	No
101	GOM_NL__2PRFIN20051002_092533_000000362041_00179_18770_7259.N1	02-OCT-2005 09:25:33	Bright	36.000	60	7Bet UMi	2.0810	3950.0	72	18770	No

102	GOM_NL__2PRFIN20051002_093124_000000342041_00179_18770_7260.N1	02-OCT-2005 09:31:24	Bright	34.000	36	50Alp UMa	1.8000	6300.0	68	18770	No
103	GOM_NL__2PRFIN20051002_093254_000000342041_00179_18770_7261.N1	02-OCT-2005 09:32:54	Bright	34.000	82	48Bet UMa	2.3650	10600.	68	18770	No
104	GOM_NL__2PRFIN20051002_093608_000000352041_00179_18770_7262.N1	02-OCT-2005 09:36:08	Bright	34.500	174	52Psi UMa	3.0040	4400.0	69	18770	No
105	GOM_NL__2PRFIN20051002_094248_000000362041_00179_18770_7263.N1	02-OCT-2005 09:42:48	Bright	36.000	166	17Eps Leo	2.9800	6000.0	72	18770	No
106	GOM_NL__2PRFIN20051002_095226_000000482041_00179_18770_7264.N1	02-OCT-2005 09:52:26	Twilight	47.500	48	30Alp Hya	1.9770	4100.0	95	18770	No
107	GOM_NL__2PRFIN20051002_100206_000000402041_00179_18770_7265.N1	02-OCT-2005 10:02:06	Dark	40.000	65	Lam Vel	2.2040	4400.0	80	18770	No
108	GOM_NL__2PRFIN20051002_100523_000000392041_00179_18770_7266.N1	02-OCT-2005 10:05:23	Dark	38.500	46	Del Vel	1.9540	10600.	77	18770	No
109	GOM_NL__2PRFIN20051002_100658_000000492041_00180_18771_7249.N1	02-OCT-2005 10:06:58	Dark	48.500	41	Eps Car	1.8600	4100.0	97	18771	No
110	GOM_NL__2PRFIN20051002_100834_000000372041_00180_18771_7250.N1	02-OCT-2005 10:08:34	Dark	37.000	29	Bet Car	1.6720	10200.	74	18771	No
111	GOM_NL__2PRFIN20051002_101912_000000392041_00180_18771_7251.N1	02-OCT-2005 10:19:12	Dark	39.000	143	Alp Hyi	2.8570	7200.0	78	18771	No
112	GOM_NL__2PRFIN20051002_102040_000000442041_00180_18771_7252.N1	02-OCT-2005 10:20:40	Dark	43.500	9	Alp Eri	0.45300	24000.	87	18771	No
113	GOM_NL__2PRFIN20051002_102559_000000382041_00180_18771_7253.N1	02-OCT-2005 10:25:59	Straylight	38.000	84	Alp Phe	2.3970	4500.0	76	18771	No
114	GOM_NL__2PRFIN20051002_103036_000000432041_00180_18771_7254.N1	02-OCT-2005 10:30:36	Straylight	43.000	18	24Alp PsA	1.1660	9700.0	86	18771	No
115	GOM_NL__2PRFIN20051002_104301_000000362041_00180_18771_7255.N1	02-OCT-2005 10:43:01	Bright	36.000	90	54Alp Peg	2.4870	11000.	72	18771	No
116	GOM_NL__2PRFIN20051002_104638_000000352041_00180_18771_7256.N1	02-OCT-2005 10:46:38	Bright	35.000	93	53Bet Peg	2.5200	3100.0	70	18771	No
117	GOM_NL__2PRFIN20051002_105656_000000362041_00180_18771_7257.N1	02-OCT-2005 10:56:56	Bright	36.000	89	5Alp Cep	2.4510	8000.0	72	18771	No
118	GOM_NL__2PRFIN20051002_110400_000000362041_00180_18771_7258.N1	02-OCT-2005 11:04:00	Bright	35.500	49	1Alp UMi	1.9900	6300.0	71	18771	No
119	GOM_NL__2PRFIN20051002_110609_000000372041_00180_18771_7259.N1	02-OCT-2005 11:06:09	Bright	36.500	60	7Bet UMi	2.0810	3950.0	73	18771	No
120	GOM_NL__2PRFIN20051002_111200_000000332041_00180_18771_7260.N1	02-OCT-2005 11:12:00	Bright	33.000	36	50Alp UMa	1.8000	6300.0	66	18771	No
121	GOM_NL__2PRFIN20051002_111330_000000342041_00180_18771_7261.N1	02-OCT-2005 11:13:30	Bright	34.000	82	48Bet UMa	2.3650	10600.	68	18771	No
122	GOM_NL__2PRFIN20051002_111644_000000332041_00180_18771_7262.N1	02-OCT-2005 11:16:44	Bright	32.500	174	52Psi UMa	3.0040	4400.0	65	18771	No
123	GOM_NL__2PRFIN20051002_112324_000000352041_00180_18771_7263.N1	02-OCT-2005 11:23:24	Bright	35.000	166	17Eps Leo	2.9800	6000.0	70	18771	No
124	GOM_NL__2PRFIN20051002_113302_000000462041_00180_18771_7264.N1	02-OCT-2005 11:33:02	Twilight	45.500	48	30Alp Hya	1.9770	4100.0	91	18771	No
125	GOM_NL__2PRFIN20051002_114242_000000452041_00180_18771_7265.N1	02-OCT-2005 11:42:42	Dark	44.500	65	Lam Vel	2.2040	4400.0	89	18771	No
126	GOM_NL__2PRFIN20051002_114559_000000382041_00180_18771_7266.N1	02-OCT-2005 11:45:59	Dark	38.000	46	Del Vel	1.9540	10600.	76	18771	No
127	GOM_NL__2PRFIN20051002_114735_000000412041_00181_18772_7249.N1	02-OCT-2005 11:47:35	Dark	40.500	41	Eps Car	1.8600	4100.0	81	18772	No
128	GOM_NL__2PRFIN20051002_114911_000000372041_00181_18772_7250.N1	02-OCT-2005 11:49:11	Dark	37.000	29	Bet Car	1.6720	10200.	74	18772	No
129	GOM_NL__2PRFIN20051002_115948_000000382041_00181_18772_7251.N1	02-OCT-2005 11:59:48	Dark	38.000	143	Alp Hyi	2.8570	7200.0	76	18772	No
130	GOM_NL__2PRFIN20051002_120116_000000512041_00181_18772_7252.N1	02-OCT-2005 12:01:16	Dark	51.000	9	Alp Eri	0.45300	24000.	102	18772	No
131	GOM_NL__2PRFIN20051002_120635_000000442041_00181_18772_7253.N1	02-OCT-2005 12:06:35	Straylight	43.500	84	Alp Phe	2.3970	4500.0	87	18772	No
132	GOM_NL__2PRFIN20051002_121112_000000412041_00181_18772_7254.N1	02-OCT-2005 12:11:12	Straylight	41.000	18	24Alp PsA	1.1660	9700.0	82	18772	No
133	GOM_NL__2PRFIN20051002_122337_000000362041_00181_18772_7255.N1	02-OCT-2005 12:23:37	Bright	36.000	90	54Alp Peg	2.4870	11000.	72	18772	No
134	GOM_NL__2PRFIN20051002_122714_000000522041_00181_18772_7256.N1	02-OCT-2005 12:27:14	Bright	52.000	93	53Bet Peg	2.5200	3100.0	104	18772	No
135	GOM_NL__2PRFIN20051002_123732_000000372041_00181_18772_7257.N1	02-OCT-2005 12:37:32	Bright	37.000	89	5Alp Cep	2.4510	8000.0	74	18772	No
136	GOM_NL__2PRFIN20051002_124436_000000362041_00181_18772_7258.N1	02-OCT-2005 12:44:36	Bright	35.500	49	1Alp UMi	1.9900	6300.0	71	18772	No
137	GOM_NL__2PRFIN20051002_124646_000000372041_00181_18772_7259.N1	02-OCT-2005 12:46:46	Bright	37.000	60	7Bet UMi	2.0810	3950.0	74	18772	No
138	GOM_NL__2PRFIN20051002_125236_000000372041_00181_18772_7260.N1	02-OCT-2005 12:52:36	Bright	36.500	36	50Alp UMa	1.8000	6300.0	73	18772	No
139	GOM_NL__2PRFIN20051002_125406_000000362041_00181_18772_7261.N1	02-OCT-2005 12:54:06	Bright	36.000	82	48Bet UMa	2.3650	10600.	72	18772	No
140	GOM_NL__2PRFIN20051002_125720_000000352041_00181_18772_7262.N1	02-OCT-2005 12:57:20	Bright	35.000	174	52Psi UMa	3.0040	4400.0	70	18772	No
141	GOM_NL__2PRFIN20051002_130400_000000342041_00181_18772_7263.N1	02-OCT-2005 13:04:00	Bright	34.000	166	17Eps Leo	2.9800	6000.0	68	18772	No
142	GOM_NL__2PRFIN20051002_131338_000000532041_00181_18772_7264.N1	02-OCT-2005 13:13:38	Twilight	52.500	48	30Alp Hya	1.9770	4100.0	105	18772	No
143	GOM_NL__2PRFIN20051002_132319_000000422041_00181_18772_7265.N1	02-OCT-2005 13:23:19	Dark	41.500	65	Lam Vel	2.2040	4400.0	83	18772	No
144	GOM_NL__2PRFIN20051002_132636_000000382041_00181_18772_7266.N1	02-OCT-2005 13:26:36	Dark	38.000	46	Del Vel	1.9540	10600.	76	18772	No
145	GOM_NL__2PRFIN20051002_132811_000000472041_00182_18773_7249.N1	02-OCT-2005 13:28:11	Dark	46.500	41	Eps Car	1.8600	4100.0	93	18773	No
146	GOM_NL__2PRFIN20051002_132947_000000372041_00182_18773_7250.N1	02-OCT-2005 13:29:47	Dark	37.000	29	Bet Car	1.6720	10200.	74	18773	No
147	GOM_NL__2PRFIN20051002_134025_000000372041_00182_18773_7251.N1	02-OCT-2005 13:40:25	Dark	37.000	143	Alp Hyi	2.8570	7200.0	74	18773	No
148	GOM_NL__2PRFIN20051002_134152_000000402041_00182_18773_7252.N1	02-OCT-2005 13:41:52	Dark	40.000	9	Alp Eri	0.45300	24000.	80	18773	No
149	GOM_NL__2PRFIN20051002_134712_000000402041_00182_18773_7253.N1	02-OCT-2005 13:47:12	Straylight	39.500	84	Alp Phe	2.3970	4500.0	79	18773	No
150	GOM_NL__2PRFIN20051002_135149_000000422041_00182_18773_7254.N1	02-OCT-2005 13:51:49	Straylight	41.500	18	24Alp PsA	1.1660	9700.0	83	18773	No
151	GOM_NL__2PRFIN20051002_140413_000000362041_00182_18773_7255.N1	02-OCT-2005 14:04:13	Bright	36.000	90	54Alp Peg	2.4870	11000.	72	18773	No
152	GOM_NL__2PRFIN20051002_140750_000000372041_00182_18773_7256.N1	02-OCT-2005 14:07:50	Bright	36.500	93	53Bet Peg	2.5200	3100.0	73	18773	No
153	GOM_NL__2PRFIN20051002_141808_000000362041_00182_18773_7257.N1	02-OCT-2005 14:18:08	Bright	35.500	89	5Alp Cep	2.4510	8000.0	71	18773	No
154	GOM_NL__2PRFIN20051002_142512_000000342041_00182_18773_7258.N1	02-OCT-2005 14:25:12	Bright	33.500	49	1Alp UMi	1.9900	6300.0	67	18773	No
155	GOM_NL__2PRFIN20051002_142722_000000352041_00182_18773_7259.N1	02-OCT-2005 14:27:22	Bright	34.500	60	7Bet UMi	2.0810	3950.0	69	18773	No
156	GOM_NL__2PRFIN20051002_143312_000000362041_00182_18773_7260.N1	02-OCT-2005 14:33:12	Bright	36.000	36	50Alp UMa	1.8000	6300.0	72	18773	No
157	GOM_NL__2PRFIN20051002_143442_000000342041_00182_18773_7261.N1	02-OCT-2005 14:34:42	Bright	34.000	82	48Bet UMa	2.3650	10600.	68	18773	No
158	GOM_NL__2PRFIN20051002_143756_000000342041_00182_18773_7262.N1	02-OCT-2005 14:37:56	Bright	34.000	174	52Psi UMa	3.0040	4400.0	68	18773	No
159	GOM_NL__2PRFIN20051002_144436_000000362041_00182_18773_7263.N1	02-OCT-2005 14:44:36	Bright	36.000	166	17Eps Leo	2.9800	6000.0	72	18773	No
160	GOM_NL__2PRFIN20051002_145415_000000472041_00182_18773_7264.N1	02-OCT-2005 14:54:15	Twilight	47.000	48	30Alp Hya	1.9770	4100.0	94	18773	No

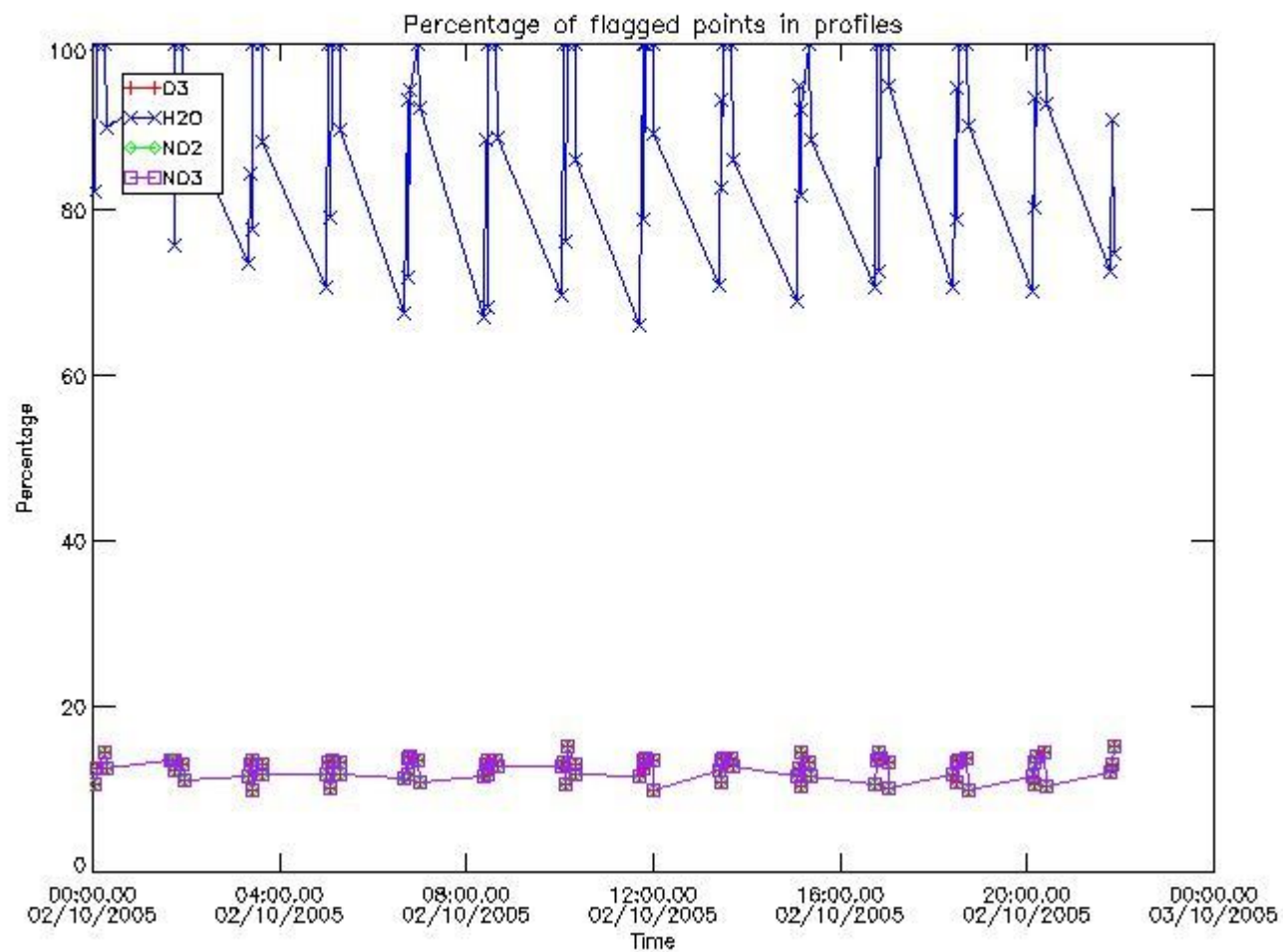
161	GOM_NL__2PRFIN20051002_150355_000000442041_00182_18773_7265.N1	02-OCT-2005 15:03:55	Dark	44.000	65	Lam Vel	2.2040	4400.0	88	18773	No
162	GOM_NL__2PRFIN20051002_150712_000000412041_00182_18773_7266.N1	02-OCT-2005 15:07:12	Dark	40.500	46	Del Vel	1.9540	10600.	81	18773	No
163	GOM_NL__2PRFIN20051002_150847_000000502041_00183_18774_7249.N1	02-OCT-2005 15:08:47	Dark	49.500	41	Eps Car	1.8600	4100.0	99	18774	No
164	GOM_NL__2PRFIN20051002_151023_000000392041_00183_18774_7250.N1	02-OCT-2005 15:10:23	Dark	38.500	29	Bet Car	1.6720	10200.	77	18774	No
165	GOM_NL__2PRFIN20051002_152101_000000392041_00183_18774_7251.N1	02-OCT-2005 15:21:01	Dark	38.500	143	Alp Hyi	2.8570	7200.0	77	18774	No
166	GOM_NL__2PRFIN20051002_152229_000000442041_00183_18774_7252.N1	02-OCT-2005 15:22:29	Dark	44.000	9	Alp Eri	0.45300	24000.	88	18774	No
167	GOM_NL__2PRFIN20051002_152748_000000402041_00183_18774_7253.N1	02-OCT-2005 15:27:48	Straylight	40.000	84	Alp Phe	2.3970	4500.0	80	18774	No
168	GOM_NL__2PRFIN20051002_153225_000000452041_00183_18774_7254.N1	02-OCT-2005 15:32:25	Straylight	44.500	18	24Alp PsA	1.1660	9700.0	89	18774	No
169	GOM_NL__2PRFIN20051002_154449_000000372041_00183_18774_7255.N1	02-OCT-2005 15:44:49	Bright	36.500	90	54Alp Peg	2.4870	11000.	73	18774	No
170	GOM_NL__2PRFIN20051002_154826_000000372041_00183_18774_7256.N1	02-OCT-2005 15:48:26	Bright	36.500	93	53Bet Peg	2.5200	3100.0	73	18774	No
171	GOM_NL__2PRFIN20051002_155845_000000342041_00183_18774_7257.N1	02-OCT-2005 15:58:45	Bright	33.500	89	5Alp Cep	2.4510	8000.0	67	18774	No
172	GOM_NL__2PRFIN20051002_160548_000000362041_00183_18774_7258.N1	02-OCT-2005 16:05:48	Bright	35.500	49	1Alp UMi	1.9900	6300.0	71	18774	No
173	GOM_NL__2PRFIN20051002_160758_000000372041_00183_18774_7259.N1	02-OCT-2005 16:07:58	Bright	36.500	60	7Bet UMi	2.0810	3950.0	73	18774	No
174	GOM_NL__2PRFIN20051002_161348_000000352041_00183_18774_7260.N1	02-OCT-2005 16:13:48	Bright	34.500	36	50Alp UMa	1.8000	6300.0	69	18774	No
175	GOM_NL__2PRFIN20051002_161518_000000332041_00183_18774_7261.N1	02-OCT-2005 16:15:18	Bright	33.000	82	48Bet UMa	2.3650	10600.	66	18774	No
176	GOM_NL__2PRFIN20051002_161832_000000322041_00183_18774_7262.N1	02-OCT-2005 16:18:32	Bright	32.000	174	52Psi UMa	3.0040	4400.0	64	18774	No
177	GOM_NL__2PRFIN20051002_162512_000000372041_00183_18774_7263.N1	02-OCT-2005 16:25:12	Bright	36.500	166	17Eps Leo	2.9800	6000.0	73	18774	No
178	GOM_NL__2PRFIN20051002_163451_000000482041_00183_18774_7264.N1	02-OCT-2005 16:34:51	Twilight	47.500	48	30Alp Hya	1.9770	4100.0	95	18774	No
179	GOM_NL__2PRFIN20051002_164431_000000482041_00183_18774_7265.N1	02-OCT-2005 16:44:31	Dark	48.000	65	Lam Vel	2.2040	4400.0	96	18774	No
180	GOM_NL__2PRFIN20051002_164748_000000382041_00183_18774_7266.N1	02-OCT-2005 16:47:48	Dark	38.000	46	Del Vel	1.9540	10600.	76	18774	No
181	GOM_NL__2PRFIN20051002_164924_000000502041_00184_18775_7249.N1	02-OCT-2005 16:49:24	Dark	49.500	41	Eps Car	1.8600	4100.0	99	18775	No
182	GOM_NL__2PRFIN20051002_165059_000000372041_00184_18775_7250.N1	02-OCT-2005 16:50:59	Dark	37.000	29	Bet Car	1.6720	10200.	74	18775	No
183	GOM_NL__2PRFIN20051002_170137_000000392041_00184_18775_7251.N1	02-OCT-2005 17:01:37	Dark	38.500	143	Alp Hyi	2.8570	7200.0	77	18775	No
184	GOM_NL__2PRFIN20051002_170305_000000512041_00184_18775_7252.N1	02-OCT-2005 17:03:05	Dark	50.500	9	Alp Eri	0.45300	24000.	101	18775	No
185	GOM_NL__2PRFIN20051002_170824_000000442041_00184_18775_7253.N1	02-OCT-2005 17:08:24	Straylight	44.000	84	Alp Phe	2.3970	4500.0	88	18775	No
186	GOM_NL__2PRFIN20051002_171301_000000402041_00184_18775_7254.N1	02-OCT-2005 17:13:01	Straylight	39.500	18	24Alp PsA	1.1660	9700.0	79	18775	No
187	GOM_NL__2PRFIN20051002_172525_000000362041_00184_18775_7255.N1	02-OCT-2005 17:25:25	Bright	35.500	90	54Alp Peg	2.4870	11000.	71	18775	No
188	GOM_NL__2PRFIN20051002_172902_000000372041_00184_18775_7256.N1	02-OCT-2005 17:29:02	Bright	37.000	93	53Bet Peg	2.5200	3100.0	74	18775	No
189	GOM_NL__2PRFIN20051002_173921_000000342041_00184_18775_7257.N1	02-OCT-2005 17:39:21	Bright	34.000	89	5Alp Cep	2.4510	8000.0	68	18775	No
190	GOM_NL__2PRFIN20051002_174624_000000372041_00184_18775_7258.N1	02-OCT-2005 17:46:24	Bright	36.500	49	1Alp UMi	1.9900	6300.0	73	18775	No
191	GOM_NL__2PRFIN20051002_174834_000000362041_00184_18775_7259.N1	02-OCT-2005 17:48:34	Bright	36.000	60	7Bet UMi	2.0810	3950.0	72	18775	No
192	GOM_NL__2PRFIN20051002_175424_000000372041_00184_18775_7260.N1	02-OCT-2005 17:54:24	Bright	36.500	36	50Alp UMa	1.8000	6300.0	73	18775	No
193	GOM_NL__2PRFIN20051002_175554_000000352041_00184_18775_7261.N1	02-OCT-2005 17:55:54	Bright	35.000	82	48Bet UMa	2.3650	10600.	70	18775	No
194	GOM_NL__2PRFIN20051002_175908_000000342041_00184_18775_7262.N1	02-OCT-2005 17:59:08	Bright	34.000	174	52Psi UMa	3.0040	4400.0	68	18775	No
195	GOM_NL__2PRFIN20051002_180548_000000362041_00184_18775_7263.N1	02-OCT-2005 18:05:48	Bright	36.000	166	17Eps Leo	2.9800	6000.0	72	18775	No
196	GOM_NL__2PRFIN20051002_181527_000000532041_00184_18775_7264.N1	02-OCT-2005 18:15:27	Twilight	52.500	48	30Alp Hya	1.9770	4100.0	105	18775	No
197	GOM_NL__2PRFIN20051002_182508_000000432041_00184_18775_7265.N1	02-OCT-2005 18:25:08	Dark	43.000	65	Lam Vel	2.2040	4400.0	86	18775	No
198	GOM_NL__2PRFIN20051002_182825_000000392041_00184_18775_7266.N1	02-OCT-2005 18:28:25	Dark	38.500	46	Del Vel	1.9540	10600.	77	18775	No
199	GOM_NL__2PRFIN20051002_183000_000000482041_00185_18776_7249.N1	02-OCT-2005 18:30:00	Dark	47.500	41	Eps Car	1.8600	4100.0	95	18776	No
200	GOM_NL__2PRFIN20051002_183135_000000382041_00185_18776_7250.N1	02-OCT-2005 18:31:35	Dark	37.500	29	Bet Car	1.6720	10200.	75	18776	No
201	GOM_NL__2PRFIN20051002_184214_000000372041_00185_18776_7251.N1	02-OCT-2005 18:42:14	Dark	37.000	143	Alp Hyi	2.8570	7200.0	74	18776	No
202	GOM_NL__2PRFIN20051002_184341_000000512041_00185_18776_7252.N1	02-OCT-2005 18:43:41	Dark	51.000	9	Alp Eri	0.45300	24000.	102	18776	No
203	GOM_NL__2PRFIN20051002_184900_000000432041_00185_18776_7253.N1	02-OCT-2005 18:49:00	Straylight	43.000	84	Alp Phe	2.3970	4500.0	86	18776	No
204	GOM_NL__2PRFIN20051002_185337_000000432041_00185_18776_7254.N1	02-OCT-2005 18:53:37	Straylight	42.500	18	24Alp PsA	1.1660	9700.0	85	18776	No
205	GOM_NL__2PRFIN20051002_190601_000000372041_00185_18776_7255.N1	02-OCT-2005 19:06:01	Bright	36.500	90	54Alp Peg	2.4870	11000.	73	18776	No
206	GOM_NL__2PRFIN20051002_190938_000000362041_00185_18776_7256.N1	02-OCT-2005 19:09:38	Bright	36.000	93	53Bet Peg	2.5200	3100.0	72	18776	No
207	GOM_NL__2PRFIN20051002_191957_000000362041_00185_18776_7257.N1	02-OCT-2005 19:19:57	Bright	35.500	89	5Alp Cep	2.4510	8000.0	71	18776	No
208	GOM_NL__2PRFIN20051002_192700_000000372041_00185_18776_7258.N1	02-OCT-2005 19:27:00	Bright	36.500	49	1Alp UMi	1.9900	6300.0	73	18776	No
209	GOM_NL__2PRFIN20051002_192911_000000372041_00185_18776_7259.N1	02-OCT-2005 19:29:11	Bright	36.500	60	7Bet UMi	2.0810	3950.0	73	18776	No
210	GOM_NL__2PRFIN20051002_193500_000000352041_00185_18776_7260.N1	02-OCT-2005 19:35:00	Bright	35.000	36	50Alp UMa	1.8000	6300.0	70	18776	No
211	GOM_NL__2PRFIN20051002_193631_000000342041_00185_18776_7261.N1	02-OCT-2005 19:36:31	Bright	34.000	82	48Bet UMa	2.3650	10600.	68	18776	No
212	GOM_NL__2PRFIN20051002_193945_000000342041_00185_18776_7262.N1	02-OCT-2005 19:39:45	Bright	34.000	174	52Psi UMa	3.0040	4400.0	68	18776	No
213	GOM_NL__2PRFIN20051002_194625_000000362041_00185_18776_7263.N1	02-OCT-2005 19:46:25	Bright	35.500	166	17Eps Leo	2.9800	6000.0	71	18776	No
214	GOM_NL__2PRFIN20051002_195604_000000532041_00185_18776_7264.N1	02-OCT-2005 19:56:04	Twilight	53.000	48	30Alp Hya	1.9770	4100.0	106	18776	No
215	GOM_NL__2PRFIN20051002_200544_000000442041_00185_18776_7265.N1	02-OCT-2005 20:05:44	Dark	44.000	65	Lam Vel	2.2040	4400.0	88	18776	No
216	GOM_NL__2PRFIN20051002_200901_000000392041_00185_18776_7266.N1	02-OCT-2005 20:09:01	Dark	38.500	46	Del Vel	1.9540	10600.	77	18776	No
217	GOM_NL__2PRFIN20051002_201036_000000492041_00186_18777_7249.N1	02-OCT-2005 20:10:36	Dark	48.500	41	Eps Car	1.8600	4100.0	97	18777	No
218	GOM_NL__2PRFIN20051002_201211_000000372041_00186_18777_7250.N1	02-OCT-2005 20:12:11	Dark	36.500	29	Bet Car	1.6720	10200.	73	18777	No
219	GOM_NL__2PRFIN20051002_202250_000000392041_00186_18777_7251.N1	02-OCT-2005 20:22:50	Dark	38.500	143	Alp Hyi	2.8570	7200.0	77	18777	No

220	GOM_NL__2PRFIN20051002_202418_000000492041_00186_18777_7252.N1	02-OCT-2005 20:24:18	Dark	48.500	9	Alp Eri	0.45300	24000.	97	18777	No
221	GOM_NL__2PRFIN20051002_202936_000000422041_00186_18777_7253.N1	02-OCT-2005 20:29:36	Straylight	42.000	84	Alp Phe	2.3970	4500.0	84	18777	No
222	GOM_NL__2PRFIN20051002_203413_000000402041_00186_18777_7254.N1	02-OCT-2005 20:34:13	Straylight	40.000	18	24Alp PsA	1.1660	9700.0	80	18777	No
223	GOM_NL__2PRFIN20051002_204637_000000362041_00186_18777_7255.N1	02-OCT-2005 20:46:37	Bright	36.000	90	54Alp Peg	2.4870	11000.	72	18777	No
224	GOM_NL__2PRFIN20051002_205014_000000372041_00186_18777_7256.N1	02-OCT-2005 20:50:14	Bright	37.000	93	53Bet Peg	2.5200	3100.0	74	18777	No
225	GOM_NL__2PRFIN20051002_210033_000000372041_00186_18777_7257.N1	02-OCT-2005 21:00:33	Bright	36.500	89	5Alp Cep	2.4510	8000.0	73	18777	No
226	GOM_NL__2PRFIN20051002_210736_000000362041_00186_18777_7258.N1	02-OCT-2005 21:07:36	Bright	36.000	49	1Alp UMi	1.9900	6300.0	72	18777	No
227	GOM_NL__2PRFIN20051002_210947_000000362041_00186_18777_7259.N1	02-OCT-2005 21:09:47	Bright	36.000	60	7Bet UMi	2.0810	3950.0	72	18777	No
228	GOM_NL__2PRFIN20051002_211536_000000372041_00186_18777_7260.N1	02-OCT-2005 21:15:36	Bright	37.000	36	50Alp UMa	1.8000	6300.0	74	18777	No
229	GOM_NL__2PRFIN20051002_211707_000000342041_00186_18777_7261.N1	02-OCT-2005 21:17:07	Bright	33.500	82	48Bet UMa	2.3650	10600.	67	18777	No
230	GOM_NL__2PRFIN20051002_212021_000000342041_00186_18777_7262.N1	02-OCT-2005 21:20:21	Bright	33.500	174	52Psi UMa	3.0040	4400.0	67	18777	No
231	GOM_NL__2PRFIN20051002_212701_000000512041_00186_18777_7263.N1	02-OCT-2005 21:27:01	Bright	50.500	166	17Eps Leo	2.9800	6000.0	101	18777	No
232	GOM_NL__2PRFIN20051002_213640_000000482041_00186_18777_7264.N1	02-OCT-2005 21:36:40	Twilight	48.000	48	30Alp Hya	1.9770	4100.0	96	18777	No
233	GOM_NL__2PRFIN20051002_214620_000000432041_00186_18777_7265.N1	02-OCT-2005 21:46:20	Dark	42.500	65	Lam Vel	2.2040	4400.0	85	18777	No
234	GOM_NL__2PRFIN20051002_214937_000000392041_00186_18777_7266.N1	02-OCT-2005 21:49:37	Dark	39.000	46	Del Vel	1.9540	10600.	78	18777	No
235	GOM_NL__2PRFIN20051002_215113_000000502041_00187_18778_7269.N1	02-OCT-2005 21:51:13	Dark	49.500	41	Eps Car	1.8600	4100.0	99	18778	No

3. Quality information per product

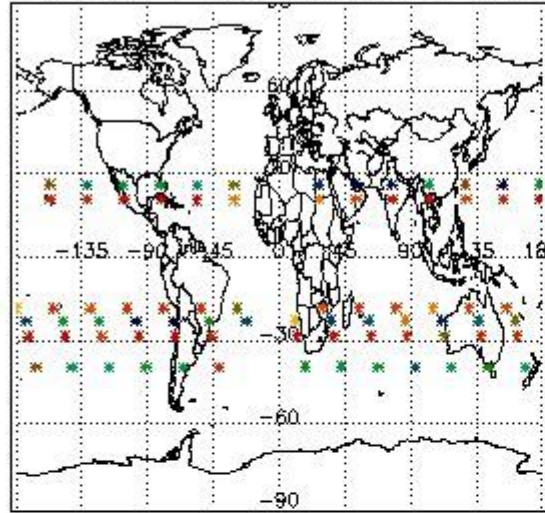
In this section it is plotted some information contained in the Quality Summary data set of the level 2 products. Only products in dark limb conditions and without errors (error flag in the MPH set to "0") are used.

3.1 Plot quality information per product (time dependant)

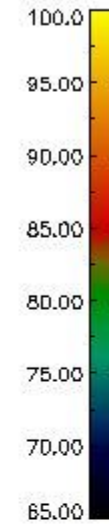
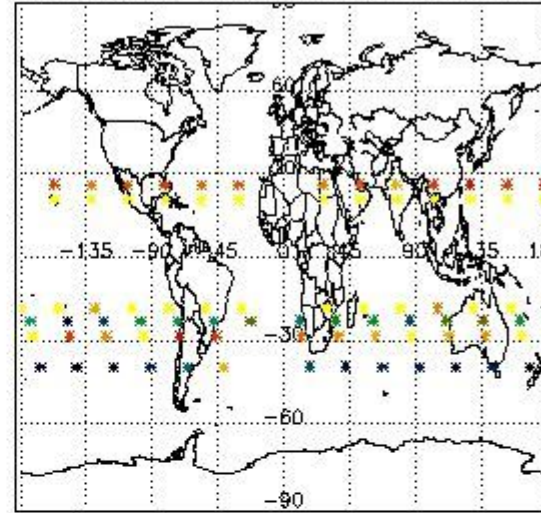


3.2 Plot quality information per product (world map)

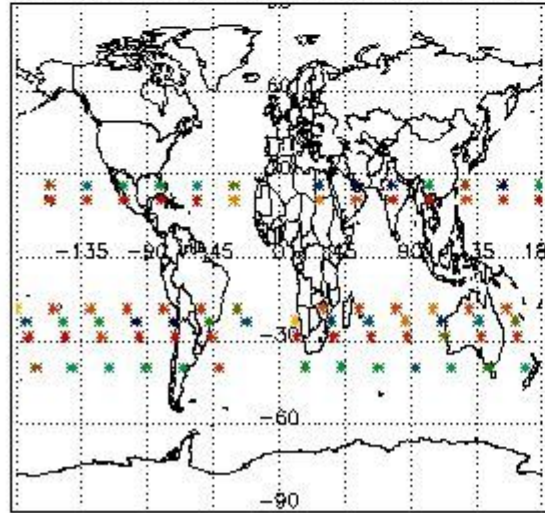
Percentage of flagged data per O3 profile



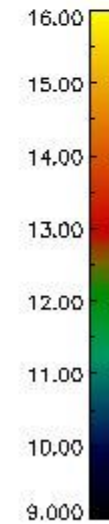
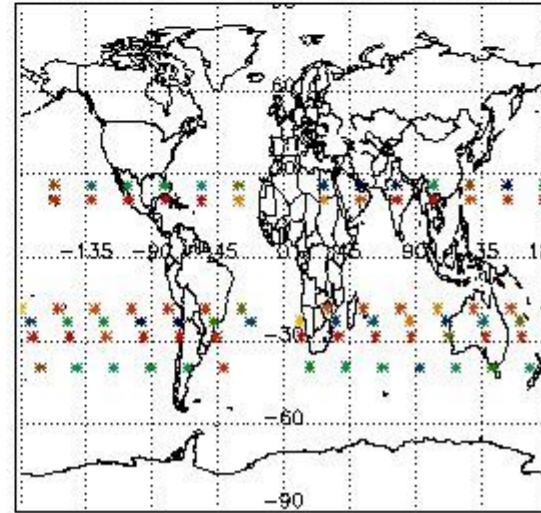
Percentage of flagged data per H2O profile



Percentage of flagged data per NO2 profile



Percentage of flagged data per NO3 profile

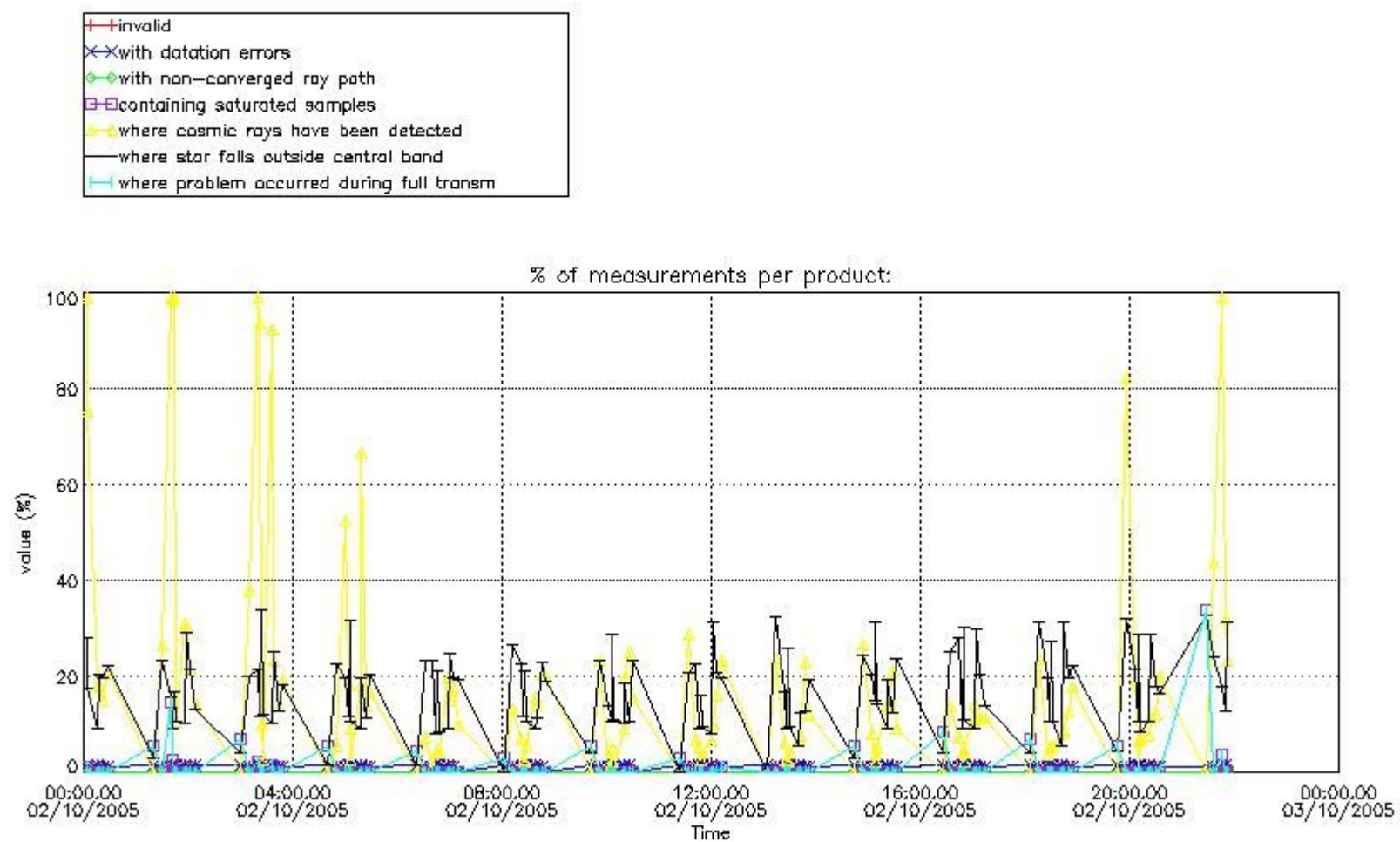


4. Level 1 quality information per product

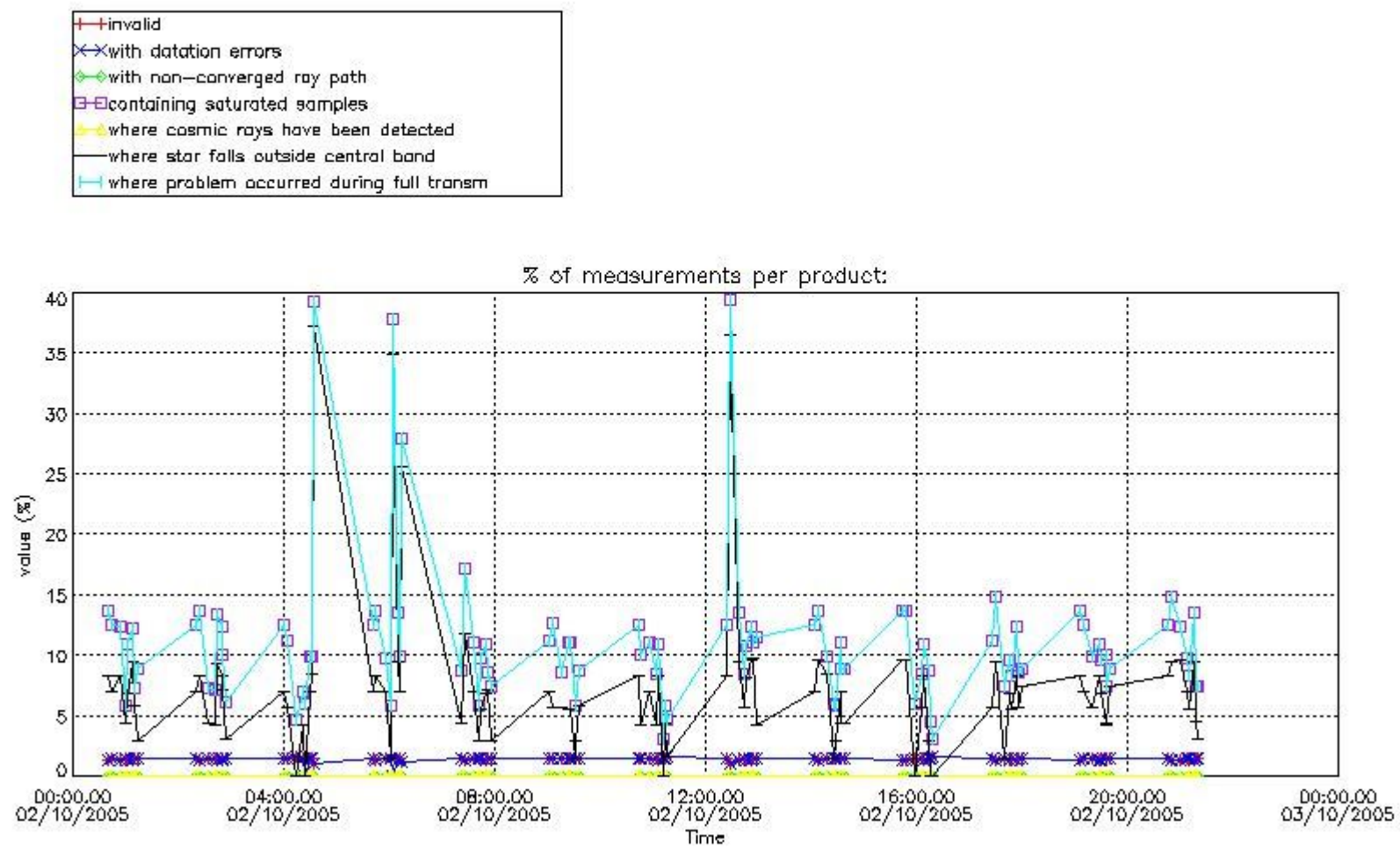
In this section it is plotted some information contained in the Quality Summary data set of the level 2 products that comes from the level 1b processing. Products without errors (error flag in the MPH set to "0") are used.

4.1 Plot quality information per product (time dependant) coming from level 1b processing

4.1.1 Plot level 1 quality information per product (time dependant): ENVISAT ASCENDING passes



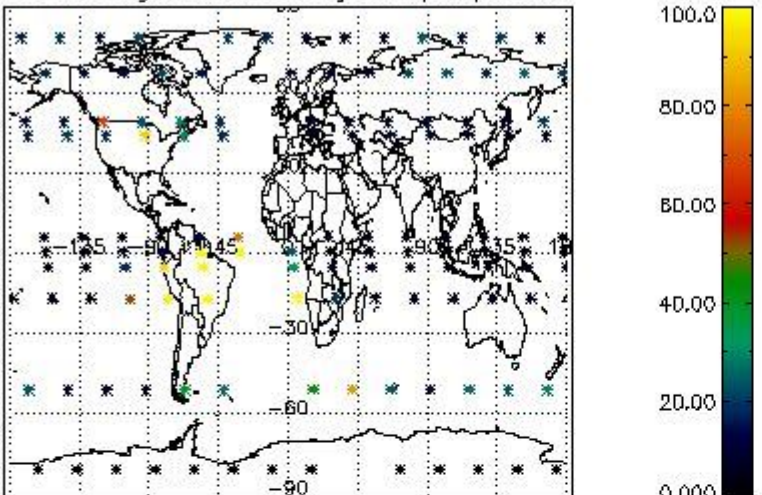
4.1.2 Plot level 1 quality information per product (time dependant): ENVISAT DESCENDING passes



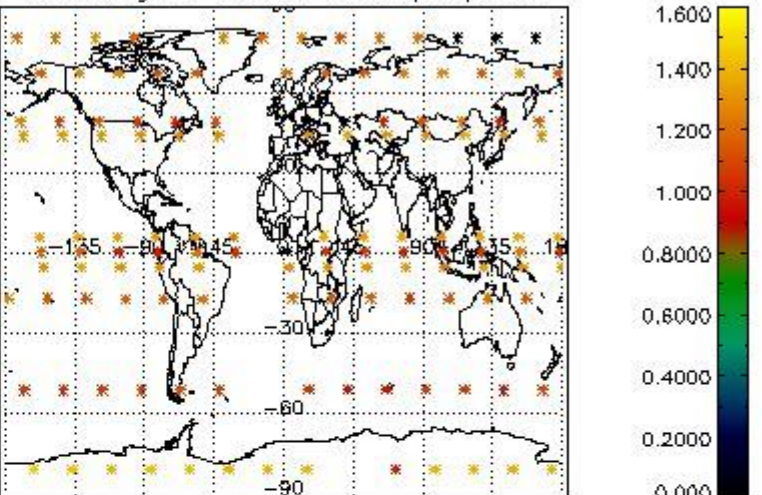
4.2 Plot quality information per product coming from level 1b processing (world map)

4.2.1 Plot level 1 quality information per product (world map): ENVISAT ASCENDING passes

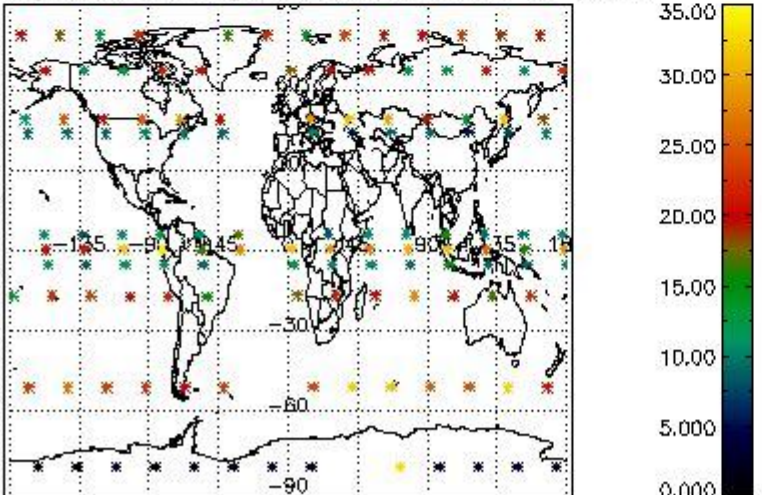
Percentage of cosmic ray hits per profile



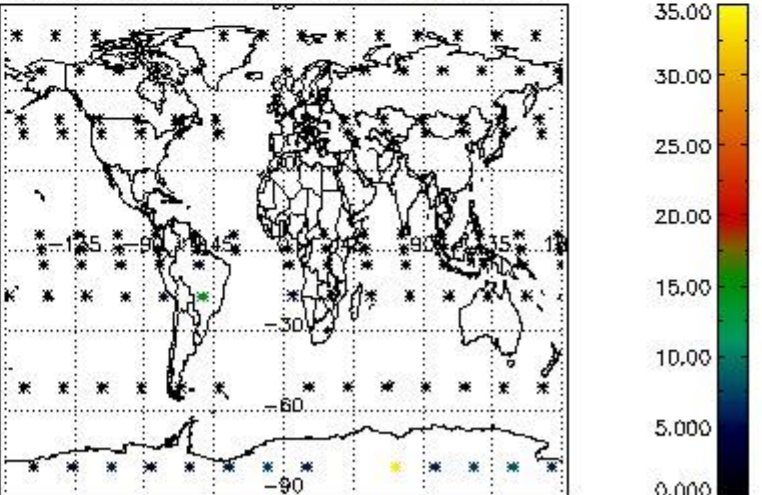
Percentage of datation errors per profile



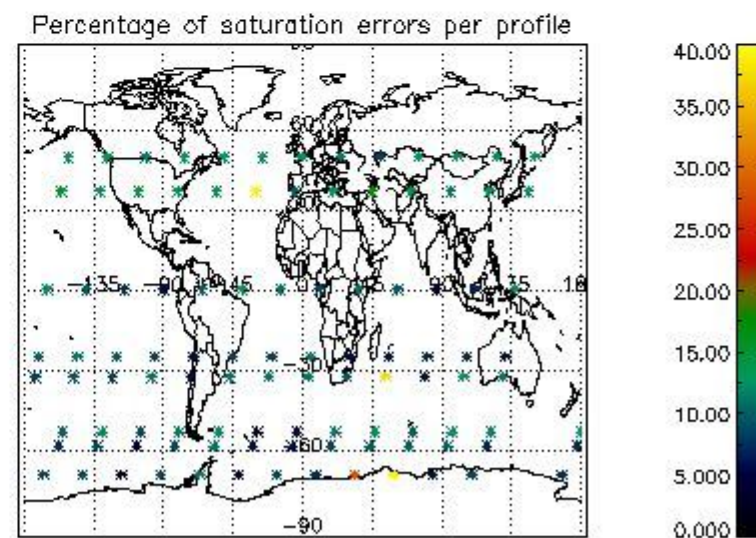
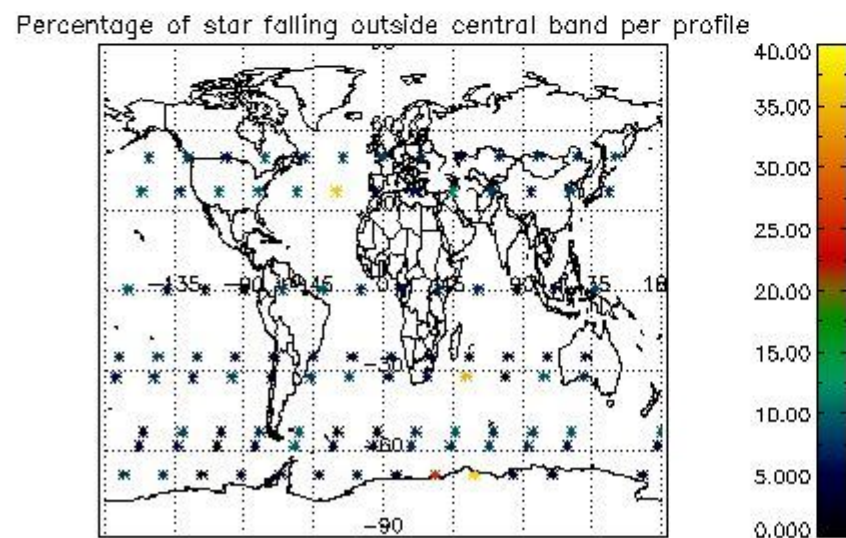
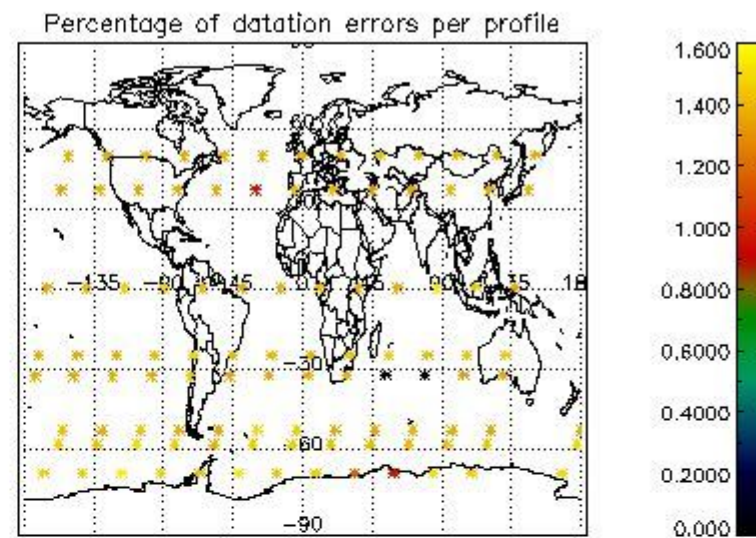
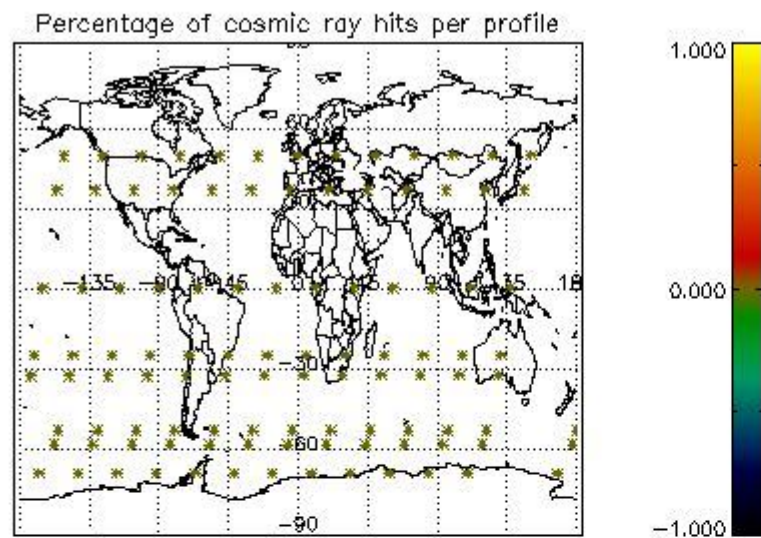
Percentage of star falling outside central band per profile



Percentage of saturation errors per profile



4.2.2 Plot level 1 quality information per product (world map): ENVISAT DESCENDING passes



5. Trace gas profiles

5.1 Ozone statistics based on quality of products

The final quality of the products can be "measured" using the STD (Standard Deviation) attached to every point profile. This information is written to the parameter GOM_NL__2P/NL_LOCAL_SPECIES_DENSITY/o3_std of the level 2 products. The table below shows the statistics for given STD ranges.

The statistics are given with respect to the overall valid production:

- Products without fatal errors: GOM_NL__2P/MPH/PRODUCT_ERR=0
- Valid point profile: GOM_NL__2P/NL_LOCAL_SPECIES_DENSITY/pcd(0)=0

The 'Criteria' is applied to valid points of dark limb products:

- Products in dark limb illumination condition: GOM_NL__2P/NL_SUMMARY_QUALITY/obs_ill_cond=0
- Products without fatal errors: GOM_NL__2P/MPH/PRODUCT_ERR=0
- Valid point profile: GOM_NL__2P/NL_LOCAL_SPECIES_DENSITY/pcd(0)=0

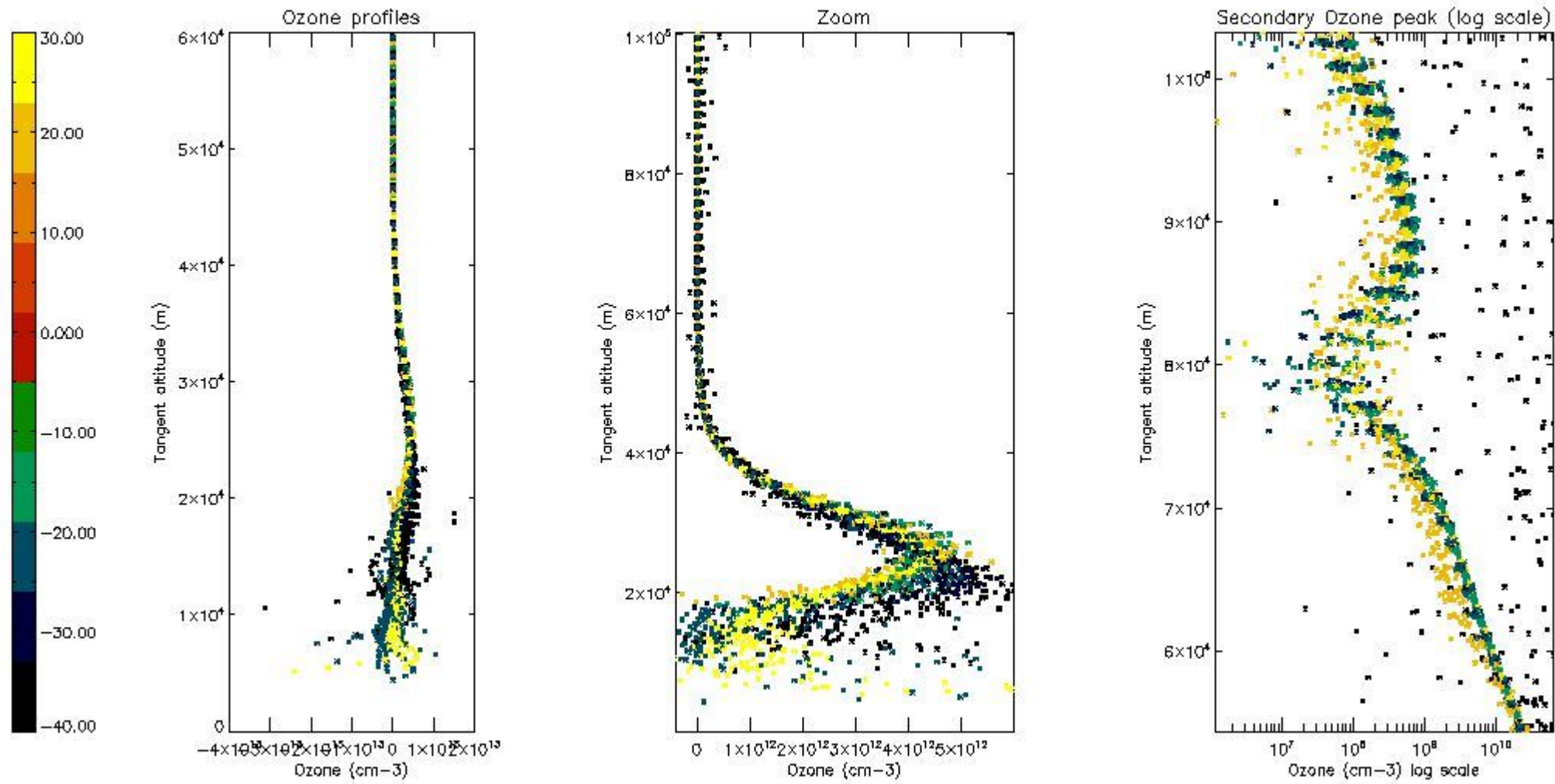
So, the table below shows the percentage of dark limb and valid observations for each criteria with respect to the overall valid daily observations.

Criteria	% of total production
All STD	37
STD < 20	21

STD < 10	16
STD < 5	9

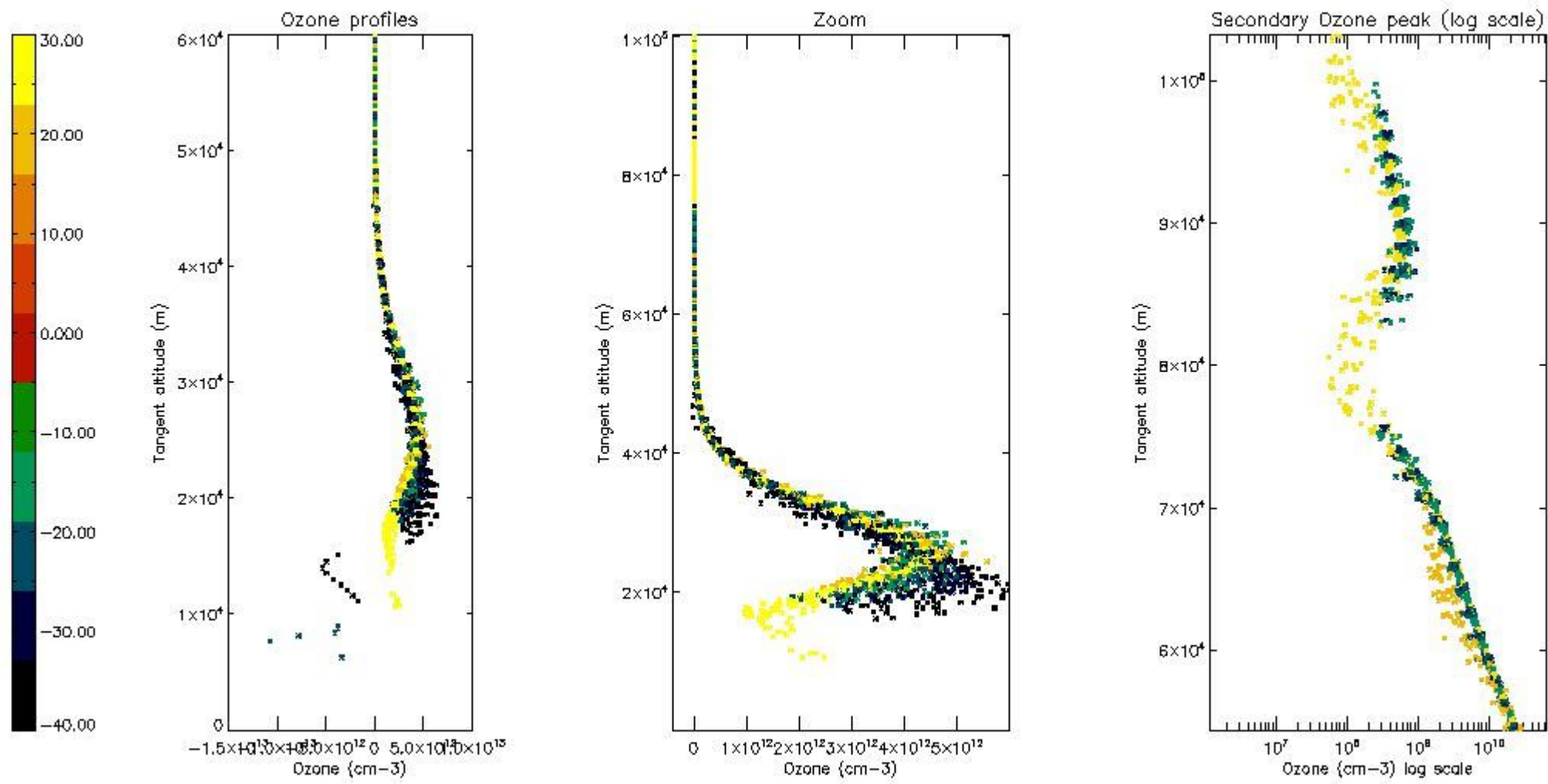
5.2 Plot ozone profiles for all STD (dark without errors)

The colorbar represents the latitude.



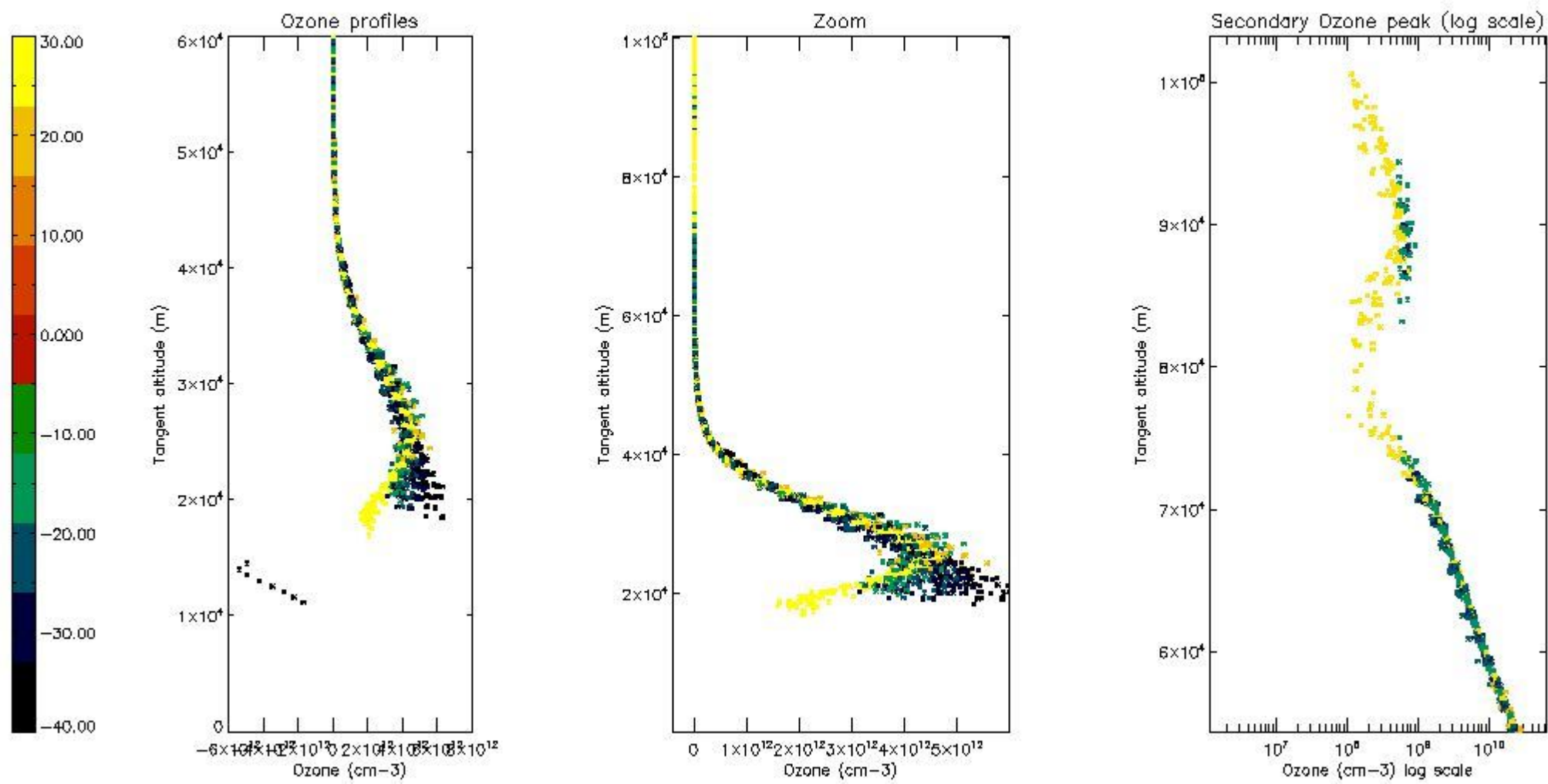
5.3 Plot ozone profiles where STD < 20% (dark without errors)

The colorbar represents the latitude.



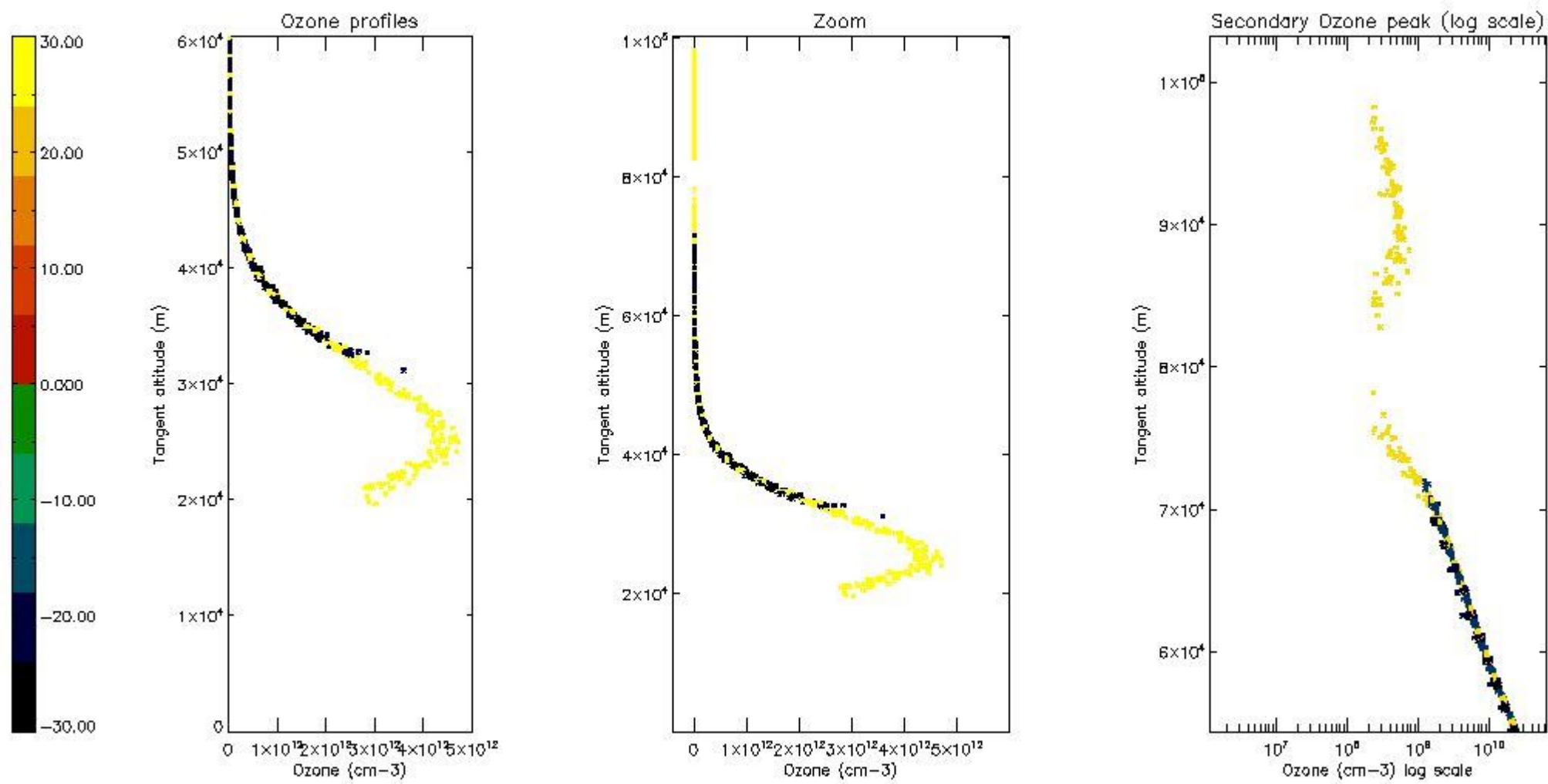
5.4 Plot ozone profiles where STD < 10% (dark without errors)

The colorbar represents the latitude.



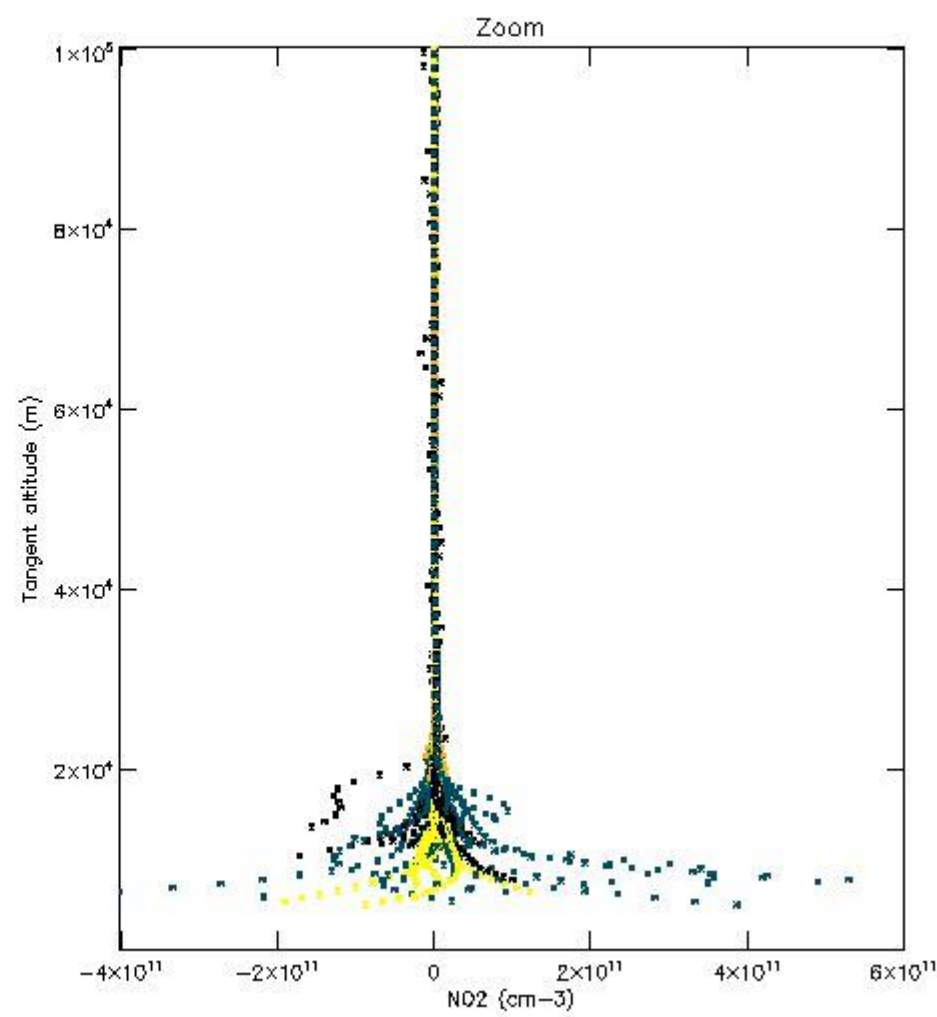
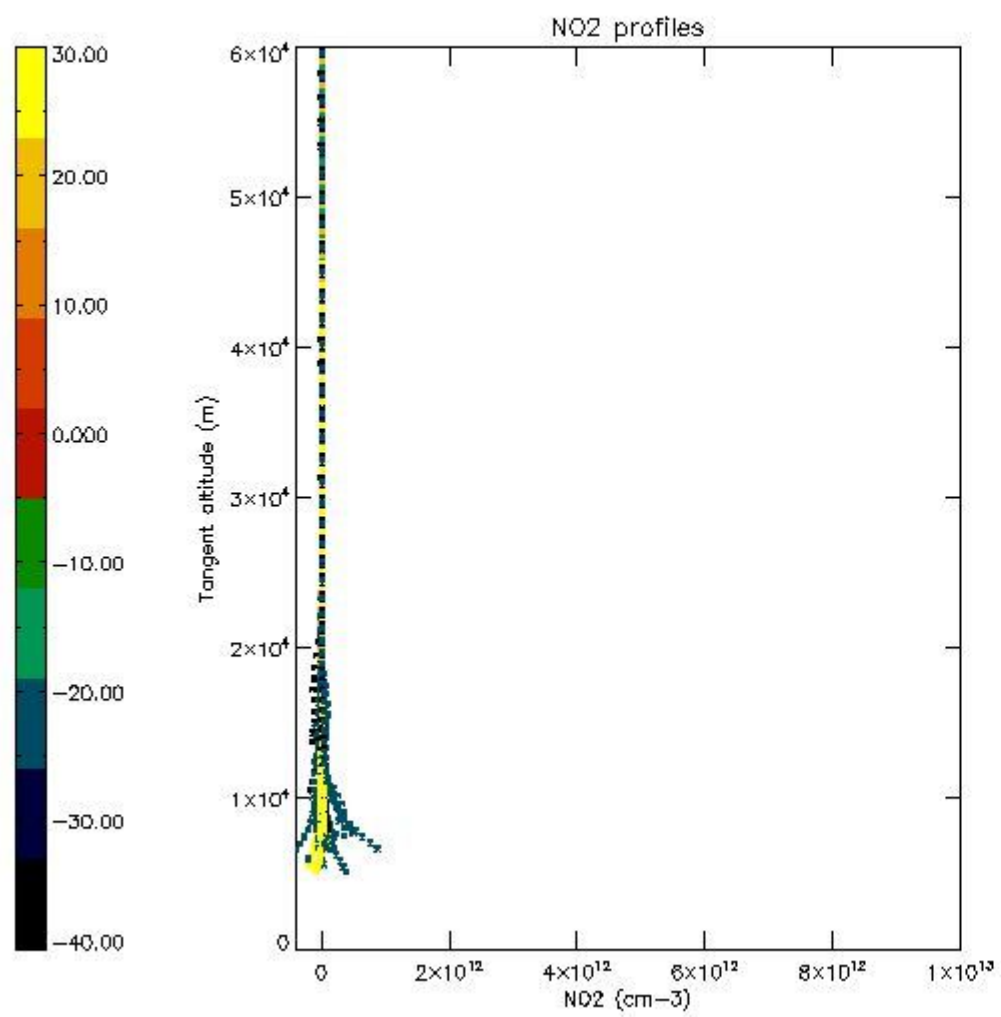
5.5 Plot ozone profiles where STD < 5% (dark without errors)

The colorbar represents the latitude.



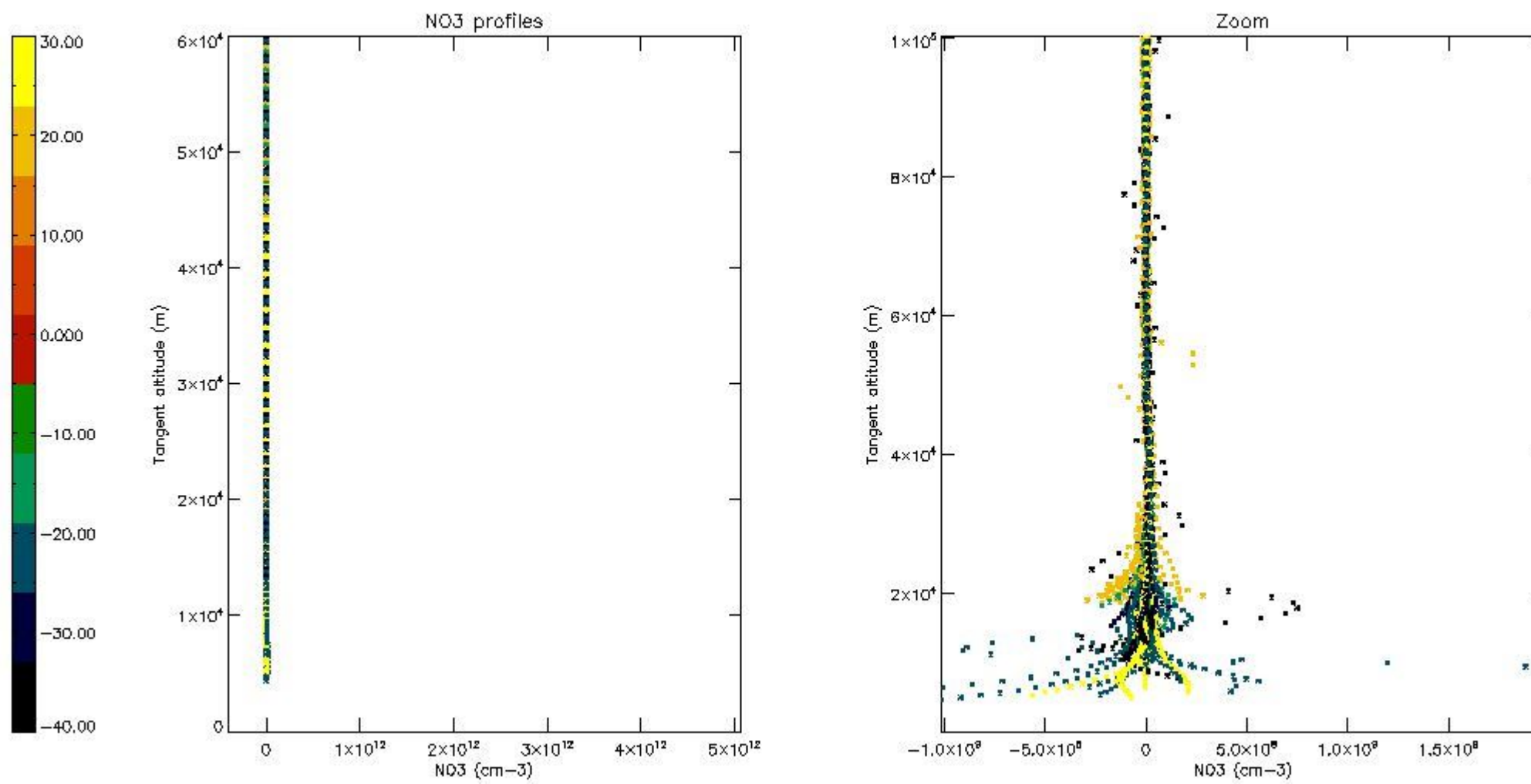
5.6 Plot NO₂ profiles for all STD (dark without errors)

The colorbar represents the latitude.



5.7 Plot NO3 profiles for all STD (dark without errors)

The colorbar represents the latitude.



6. Auxiliary Data Files used for the production reported in section 2

The number reported in the third column indicates since which file (see list in section 2) the corresponding auxiliary file has been used. The fourth column is the date of those product files.

Type	Auxiliary Filename	Used since product	Used since product date
INST_PHYS_CHARACTERISTICS	GOM_INS_AXVIEC20091111_143220_20030716_120000_20500101_000000	1	02-OCT-2005 00:03:20
LEVEL-2_PROC_CONFIG	GOM_PR2_AXVIEC20091111_152718_20020301_000000_20500101_000000	1	02-OCT-2005 00:03:20
CROSS_SECTIONS_FILE	GOM_CRS_AXVIEC20091111_154832_20020301_000000_20500101_000000	1	02-OCT-2005 00:03:20

GOMOS Level 2 Daily Report

SUMMARY

[1. General Info](#)

[2. Summary of processed GOM_NL_2P products](#)

[3. Level 2 Quality information per product](#)

[3.1 Plot of level 2 quality information per product \(time dependant\)](#)

[3.2 Plot of level 2 quality information per product \(world map\)](#)

[4. Level 1 Quality information per product \(stored on level 2 products\)](#)

[4.1 Plot of level 1 quality information per product \(time dependant\)](#)

[4.1.1 Plot of level 1 quality information per product \(time dependant\): ASCENDING](#)

[4.1.2 Plot of level 1 quality information per product \(time dependant\): DESCENDING](#)

[4.2 Plot of level 1 quality information per product \(world map\)](#)

[4.2.1 Plot of level 1 quality information per product \(world map\): ASCENDING](#)

[4.2.2 Plot of level 1 quality information per product \(world map\): DESCENDING](#)

[5. Ozone profiles based on quality statistics and other trace gas profiles](#)

[5.1 Ozone statistics based on quality of products](#)

[5.2 Plot ozone profiles for all STD \(dark without errors\)](#)

[5.3 Plot ozone profiles where STD < 20% \(dark without errors\)](#)

[5.4. Plot ozone profiles where STD < 10% \(dark without errors\)](#)

[5.5. Plot ozone profiles where STD < 5% \(dark without errors\)](#)

[5.6 Plot NO2 profiles for all STD \(dark without errors\)](#)

[5.7 Plot NO3 profiles for all STD \(dark without errors\)](#)

[5.8 Plot H2O profiles \(only for occultations of stars 1,2,3,4,13,14,16,26,63 dark without errors\) for all STD](#)

[6. Auxiliary Data Files used for the production reported in section 2](#)

This report presents the daily analysis on parameters extracted from GOMOS level 2 data (GOM_NL__2P). It is intended to monitor some important parameters that will impact the quality of these products. A list of level 2 products (and content) that have arrived during the reporting day to the PCF is also given.

Item	Value
Time of report generation	18APR2013 11:21:22
Data source version	GOMOS/6.01
Start time of products	02-10-2005 (02OCT2005 00:00:00)
Stop time of products	03-10-2005 (03OCT2005 00:00:00)
Store outputs in DB	Yes
Nb of level 2 prods	235
Nb of prods with errors	0

2. Summary of processed GOM_NL__2P products.

Nr	Filename	UTC Start time	Limb	Duration	Star Id	Star Name	Star Mag	Star Temp	Nb Meas	Orbit	Prod. error
1	GOM_NL__2PRFIN20051002_000320_000000482041_00174_18765_7229.N1	02-OCT-2005 00:03:20	Dark	48.000	41	Eps Car	1.8600	4100.0	96	18765	No
2	GOM_NL__2PRFIN20051002_000458_000000412041_00174_18765_7230.N1	02-OCT-2005 00:04:58	Dark	40.500	29	Bet Car	1.6720	10200.	81	18765	No
3	GOM_NL__2PRFIN20051002_001534_000000392041_00174_18765_7231.N1	02-OCT-2005 00:15:34	Dark	38.500	143	Alp Hyi	2.8570	7200.0	77	18765	No
4	GOM_NL__2PRFIN20051002_001702_000000452041_00174_18765_7232.N1	02-OCT-2005 00:17:02	Dark	44.500	9	Alp Eri	0.45300	24000.	89	18765	No
5	GOM_NL__2PRFIN20051002_002222_000000442041_00174_18765_7233.N1	02-OCT-2005 00:22:22	Straylight	43.500	84	Alp Phe	2.3970	4500.0	87	18765	No
6	GOM_NL__2PRFIN20051002_002700_000000432041_00174_18765_7234.N1	02-OCT-2005 00:27:00	Straylight	43.000	18	24Alp PsA	1.1660	9700.0	86	18765	No
7	GOM_NL__2PRFIN20051002_003925_000000372041_00174_18765_7235.N1	02-OCT-2005 00:39:25	Bright	36.500	90	54Alp Peg	2.4870	11000.	73	18765	No
8	GOM_NL__2PRFIN20051002_004303_000000362041_00174_18765_7236.N1	02-OCT-2005 00:43:03	Bright	36.000	93	53Bet Peg	2.5200	3100.0	72	18765	No
9	GOM_NL__2PRFIN20051002_005319_000000372041_00174_18765_7237.N1	02-OCT-2005 00:53:19	Bright	36.500	89	5Alp Cep	2.4510	8000.0	73	18765	No
10	GOM_NL__2PRFIN20051002_010025_000000352041_00174_18765_7238.N1	02-OCT-2005 01:00:25	Bright	34.500	49	1Alp UMi	1.9900	6300.0	69	18765	No
11	GOM_NL__2PRFIN20051002_010232_000000372041_00174_18765_7239.N1	02-OCT-2005 01:02:32	Bright	36.500	60	7Bet UMi	2.0810	3950.0	73	18765	No
12	GOM_NL__2PRFIN20051002_010823_000000372041_00174_18765_7240.N1	02-OCT-2005 01:08:23	Bright	37.000	36	50Alp UMa	1.8000	6300.0	74	18765	No
13	GOM_NL__2PRFIN20051002_010954_000000352041_00174_18765_7241.N1	02-OCT-2005 01:09:54	Bright	34.500	82	48Bet UMa	2.3650	10600.	69	18765	No
14	GOM_NL__2PRFIN20051002_011307_000000342041_00174_18765_7242.N1	02-OCT-2005 01:13:07	Bright	34.000	174	52Psi UMa	3.0040	4400.0	68	18765	No
15	GOM_NL__2PRFIN20051002_011947_000000362041_00174_18765_7243.N1	02-OCT-2005 01:19:47	Bright	35.500	166	17Eps Leo	2.9800	6000.0	71	18765	No
16	GOM_NL__2PRFIN20051002_012924_000000472041_00174_18765_7244.N1	02-OCT-2005 01:29:24	Twilight	47.000	48	30Alp Hya	1.9770	4100.0	94	18765	No
17	GOM_NL__2PRFIN20051002_013904_000000422041_00174_18765_7245.N1	02-OCT-2005 01:39:04	Dark	41.500	65	Lam Vel	2.2040	4400.0	83	18765	No
18	GOM_NL__2PRFIN20051002_014221_000000382041_00174_18765_7246.N1	02-OCT-2005 01:42:21	Dark	38.000	46	Del Vel	1.9540	10600.	76	18765	No
19	GOM_NL__2PRFIN20051002_014357_000000422041_00175_18766_7229.N1	02-OCT-2005 01:43:57	Dark	41.500	41	Eps Car	1.8600	4100.0	83	18766	No
20	GOM_NL__2PRFIN20051002_014534_000000382041_00175_18766_7230.N1	02-OCT-2005 01:45:34	Dark	37.500	29	Bet Car	1.6720	10200.	75	18766	No
21	GOM_NL__2PRFIN20051002_015610_000000392041_00175_18766_7231.N1	02-OCT-2005 01:56:10	Dark	39.000	143	Alp Hyi	2.8570	7200.0	78	18766	No
22	GOM_NL__2PRFIN20051002_015738_000000502041_00175_18766_7232.N1	02-OCT-2005 01:57:38	Dark	50.000	9	Alp Eri	0.45300	24000.	100	18766	No
23	GOM_NL__2PRFIN20051002_020258_000000452041_00175_18766_7233.N1	02-OCT-2005 02:02:58	Straylight	44.500	84	Alp Phe	2.3970	4500.0	89	18766	No
24	GOM_NL__2PRFIN20051002_020736_000000392041_00175_18766_7234.N1	02-OCT-2005 02:07:36	Straylight	38.500	18	24Alp PsA	1.1660	9700.0	77	18766	No
25	GOM_NL__2PRFIN20051002_022001_000000362041_00175_18766_7235.N1	02-OCT-2005 02:20:01	Bright	36.000	90	54Alp Peg	2.4870	11000.	72	18766	No
26	GOM_NL__2PRFIN20051002_022339_000000372041_00175_18766_7236.N1	02-OCT-2005 02:23:39	Bright	36.500	93	53Bet Peg	2.5200	3100.0	73	18766	No
27	GOM_NL__2PRFIN20051002_023355_000000352041_00175_18766_7237.N1	02-OCT-2005 02:33:55	Bright	34.500	89	5Alp Cep	2.4510	8000.0	69	18766	No
28	GOM_NL__2PRFIN20051002_024101_000000352041_00175_18766_7238.N1	02-OCT-2005 02:41:01	Bright	35.000	49	1Alp UMi	1.9900	6300.0	70	18766	No
29	GOM_NL__2PRFIN20051002_024308_000000382041_00175_18766_7239.N1	02-OCT-2005 02:43:08	Bright	37.500	60	7Bet UMi	2.0810	3950.0	75	18766	No
30	GOM_NL__2PRFIN20051002_024900_000000372041_00175_18766_7240.N1	02-OCT-2005 02:49:00	Bright	36.500	36	50Alp UMa	1.8000	6300.0	73	18766	No
31	GOM_NL__2PRFIN20051002_025030_000000352041_00175_18766_7241.N1	02-OCT-2005 02:50:30	Bright	35.000	82	48Bet UMa	2.3650	10600.	70	18766	No
32	GOM_NL__2PRFIN20051002_025343_000000332041_00175_18766_7242.N1	02-OCT-2005 02:53:43	Bright	33.000	174	52Psi UMa	3.0040	4400.0	66	18766	No
33	GOM_NL__2PRFIN20051002_030023_000000362041_00175_18766_7243.N1	02-OCT-2005 03:00:23	Bright	36.000	166	17Eps Leo	2.9800	6000.0	72	18766	No
34	GOM_NL__2PRFIN20051002_031000_000000452041_00175_18766_7244.N1	02-OCT-2005 03:10:00	Twilight	45.000	48	30Alp Hya	1.9770	4100.0	90	18766	No
35	GOM_NL__2PRFIN20051002_031941_000000442041_00175_18766_7245.N1	02-OCT-2005 03:19:41	Dark	44.000	65	Lam Vel	2.2040	4400.0	88	18766	No
36	GOM_NL__2PRFIN20051002_032258_000000392041_00175_18766_7246.N1	02-OCT-2005 03:22:58	Dark	39.000	46	Del Vel	1.9540	10600.	78	18766	No
37	GOM_NL__2PRFIN20051002_032433_000000522041_00176_18767_7229.N1	02-OCT-2005 03:24:33	Dark	51.500	41	Eps Car	1.8600	4100.0	103	18767	No
38	GOM_NL__2PRFIN20051002_032610_000000382041_00176_18767_7230.N1	02-OCT-2005 03:26:10	Dark	38.000	29	Bet Car	1.6720	10200.	76	18767	No
39	GOM_NL__2PRFIN20051002_033647_000000392041_00176_18767_7231.N1	02-OCT-2005 03:36:47	Dark	39.000	143	Alp Hyi	2.8570	7200.0	78	18767	No
40	GOM_NL__2PRFIN20051002_033814_000000482041_00176_18767_7232.N1	02-OCT-2005 03:38:14	Dark	47.500	9	Alp Eri	0.45300	24000.	95	18767	No
41	GOM_NL__2PRFIN20051002_034334_000000402041_00176_18767_7233.N1	02-OCT-2005 03:43:34	Straylight	39.500	84	Alp Phe	2.3970	4500.0	79	18767	No
42	GOM_NL__2PRFIN20051002_034812_000000422041_00176_18767_7234.N1	02-OCT-2005 03:48:12	Straylight	41.500	18	24Alp PsA	1.1660	9700.0	83	18767	No

43	GOM_NL__2PRFIN20051002_040037_000000362041_00176_18767_7235.N1	02-OCT-2005 04:00:37	Bright	36.000	90	54Alp Peg	2.4870	11000.	72	18767	No
44	GOM_NL__2PRFIN20051002_040415_000000362041_00176_18767_7236.N1	02-OCT-2005 04:04:15	Bright	35.500	93	53Bet Peg	2.5200	3100.0	71	18767	No
45	GOM_NL__2PRFIN20051002_041432_000000332041_00176_18767_7237.N1	02-OCT-2005 04:14:32	Bright	32.500	89	5Alp Cep	2.4510	8000.0	65	18767	No
46	GOM_NL__2PRFIN20051002_042136_000000362041_00176_18767_7238.N1	02-OCT-2005 04:21:36	Bright	35.500	49	1Alp UMi	1.9900	6300.0	71	18767	No
47	GOM_NL__2PRFIN20051002_042345_000000342041_00176_18767_7239.N1	02-OCT-2005 04:23:45	Bright	33.500	60	7Bet UMi	2.0810	3950.0	67	18767	No
48	GOM_NL__2PRFIN20051002_042936_000000362041_00176_18767_7240.N1	02-OCT-2005 04:29:36	Bright	35.500	36	50Alp UMa	1.8000	6300.0	71	18767	No
49	GOM_NL__2PRFIN20051002_043106_000000362041_00176_18767_7241.N1	02-OCT-2005 04:31:06	Bright	35.500	82	48Bet UMa	2.3650	10600.	71	18767	No
50	GOM_NL__2PRFIN20051002_043420_000000512041_00176_18767_7242.N1	02-OCT-2005 04:34:20	Bright	51.000	174	52Psi UMa	3.0040	4400.0	102	18767	No
51	GOM_NL__2PRFIN20051002_044059_000000362041_00176_18767_7243.N1	02-OCT-2005 04:40:59	Bright	36.000	166	17Eps Leo	2.9800	6000.0	72	18767	No
52	GOM_NL__2PRFIN20051002_045037_000000472041_00176_18767_7244.N1	02-OCT-2005 04:50:37	Twilight	46.500	48	30Alp Hya	1.9770	4100.0	93	18767	No
53	GOM_NL__2PRFIN20051002_050017_000000432041_00176_18767_7245.N1	02-OCT-2005 05:00:17	Dark	43.000	65	Lam Vel	2.2040	4400.0	86	18767	No
54	GOM_NL__2PRFIN20051002_050334_000000392041_00176_18767_7246.N1	02-OCT-2005 05:03:34	Dark	38.500	46	Del Vel	1.9540	10600.	77	18767	No
55	GOM_NL__2PRFIN20051002_050510_000000512041_00177_18768_7249.N1	02-OCT-2005 05:05:10	Dark	50.500	41	Eps Car	1.8600	4100.0	101	18768	No
56	GOM_NL__2PRFIN20051002_050646_000000382041_00177_18768_7250.N1	02-OCT-2005 05:06:46	Dark	37.500	29	Bet Car	1.6720	10200.	75	18768	No
57	GOM_NL__2PRFIN20051002_051723_000000392041_00177_18768_7251.N1	02-OCT-2005 05:17:23	Dark	38.500	143	Alp Hyi	2.8570	7200.0	77	18768	No
58	GOM_NL__2PRFIN20051002_051851_000000442041_00177_18768_7252.N1	02-OCT-2005 05:18:51	Dark	43.500	9	Alp Eri	0.45300	24000.	87	18768	No
59	GOM_NL__2PRFIN20051002_052411_000000402041_00177_18768_7253.N1	02-OCT-2005 05:24:11	Straylight	39.500	84	Alp Phe	2.3970	4500.0	79	18768	No
60	GOM_NL__2PRFIN20051002_052848_000000422041_00177_18768_7254.N1	02-OCT-2005 05:28:48	Straylight	42.000	18	24Alp PsA	1.1660	9700.0	84	18768	No
61	GOM_NL__2PRFIN20051002_054113_000000362041_00177_18768_7255.N1	02-OCT-2005 05:41:13	Bright	36.000	90	54Alp Peg	2.4870	11000.	72	18768	No
62	GOM_NL__2PRFIN20051002_054451_000000372041_00177_18768_7256.N1	02-OCT-2005 05:44:51	Bright	36.500	93	53Bet Peg	2.5200	3100.0	73	18768	No
63	GOM_NL__2PRFIN20051002_055508_000000362041_00177_18768_7257.N1	02-OCT-2005 05:55:08	Bright	36.000	89	5Alp Cep	2.4510	8000.0	72	18768	No
64	GOM_NL__2PRFIN20051002_060213_000000342041_00177_18768_7258.N1	02-OCT-2005 06:02:13	Bright	34.000	49	1Alp UMi	1.9900	6300.0	68	18768	No
65	GOM_NL__2PRFIN20051002_060421_000000522041_00177_18768_7259.N1	02-OCT-2005 06:04:21	Bright	51.500	60	7Bet UMi	2.0810	3950.0	103	18768	No
66	GOM_NL__2PRFIN20051002_061012_000000372041_00177_18768_7260.N1	02-OCT-2005 06:10:12	Bright	37.000	36	50Alp UMa	1.8000	6300.0	74	18768	No
67	GOM_NL__2PRFIN20051002_061142_000000362041_00177_18768_7261.N1	02-OCT-2005 06:11:42	Bright	35.500	82	48Bet UMa	2.3650	10600.	71	18768	No
68	GOM_NL__2PRFIN20051002_061456_000000432041_00177_18768_7262.N1	02-OCT-2005 06:14:56	Bright	43.000	174	52Psi UMa	3.0040	4400.0	86	18768	No
69	GOM_NL__2PRFIN20051002_062135_000000362041_00177_18768_7263.N1	02-OCT-2005 06:21:35	Bright	35.500	166	17Eps Leo	2.9800	6000.0	71	18768	No
70	GOM_NL__2PRFIN20051002_063113_000000472041_00177_18768_7264.N1	02-OCT-2005 06:31:13	Twilight	47.000	48	30Alp Hya	1.9770	4100.0	94	18768	No
71	GOM_NL__2PRFIN20051002_064053_000000452041_00177_18768_7265.N1	02-OCT-2005 06:40:53	Dark	45.000	65	Lam Vel	2.2040	4400.0	90	18768	No
72	GOM_NL__2PRFIN20051002_064411_000000372041_00177_18768_7266.N1	02-OCT-2005 06:44:11	Dark	37.000	46	Del Vel	1.9540	10600.	74	18768	No
73	GOM_NL__2PRFIN20051002_064546_000000432041_00178_18769_7249.N1	02-OCT-2005 06:45:46	Dark	43.000	41	Eps Car	1.8600	4100.0	86	18769	No
74	GOM_NL__2PRFIN20051002_064722_000000372041_00178_18769_7250.N1	02-OCT-2005 06:47:22	Dark	36.500	29	Bet Car	1.6720	10200.	73	18769	No
75	GOM_NL__2PRFIN20051002_065759_000000382041_00178_18769_7251.N1	02-OCT-2005 06:57:59	Dark	38.000	143	Alp Hyi	2.8570	7200.0	76	18769	No
76	GOM_NL__2PRFIN20051002_065927_000000472041_00178_18769_7252.N1	02-OCT-2005 06:59:27	Dark	46.500	9	Alp Eri	0.45300	24000.	93	18769	No
77	GOM_NL__2PRFIN20051002_070447_000000432041_00178_18769_7253.N1	02-OCT-2005 07:04:47	Straylight	43.000	84	Alp Phe	2.3970	4500.0	86	18769	No
78	GOM_NL__2PRFIN20051002_070924_000000422041_00178_18769_7254.N1	02-OCT-2005 07:09:24	Straylight	41.500	18	24Alp PsA	1.1660	9700.0	83	18769	No
79	GOM_NL__2PRFIN20051002_072149_000000352041_00178_18769_7255.N1	02-OCT-2005 07:21:49	Bright	34.500	90	54Alp Peg	2.4870	11000.	69	18769	No
80	GOM_NL__2PRFIN20051002_072527_000000382041_00178_18769_7256.N1	02-OCT-2005 07:25:27	Bright	38.000	93	53Bet Peg	2.5200	3100.0	76	18769	No
81	GOM_NL__2PRFIN20051002_073544_000000362041_00178_18769_7257.N1	02-OCT-2005 07:35:44	Bright	36.000	89	5Alp Cep	2.4510	8000.0	72	18769	No
82	GOM_NL__2PRFIN20051002_074248_000000352041_00178_18769_7258.N1	02-OCT-2005 07:42:48	Bright	34.500	49	1Alp UMi	1.9900	6300.0	69	18769	No
83	GOM_NL__2PRFIN20051002_074457_000000362041_00178_18769_7259.N1	02-OCT-2005 07:44:57	Bright	36.000	60	7Bet UMi	2.0810	3950.0	72	18769	No
84	GOM_NL__2PRFIN20051002_075048_000000372041_00178_18769_7260.N1	02-OCT-2005 07:50:48	Bright	36.500	36	50Alp UMa	1.8000	6300.0	73	18769	No
85	GOM_NL__2PRFIN20051002_075218_000000352041_00178_18769_7261.N1	02-OCT-2005 07:52:18	Bright	35.000	82	48Bet UMa	2.3650	10600.	70	18769	No
86	GOM_NL__2PRFIN20051002_075532_000000342041_00178_18769_7262.N1	02-OCT-2005 07:55:32	Bright	34.000	174	52Psi UMa	3.0040	4400.0	68	18769	No
87	GOM_NL__2PRFIN20051002_080212_000000352041_00178_18769_7263.N1	02-OCT-2005 08:02:12	Bright	35.000	166	17Eps Leo	2.9800	6000.0	70	18769	No
88	GOM_NL__2PRFIN20051002_081149_000000492041_00178_18769_7264.N1	02-OCT-2005 08:11:49	Twilight	49.000	48	30Alp Hya	1.9770	4100.0	98	18769	No
89	GOM_NL__2PRFIN20051002_082130_000000452041_00178_18769_7265.N1	02-OCT-2005 08:21:30	Dark	44.500	65	Lam Vel	2.2040	4400.0	89	18769	No
90	GOM_NL__2PRFIN20051002_082447_000000392041_00178_18769_7266.N1	02-OCT-2005 08:24:47	Dark	39.000	46	Del Vel	1.9540	10600.	78	18769	No
91	GOM_NL__2PRFIN20051002_082622_000000432041_00179_18770_7249.N1	02-OCT-2005 08:26:22	Dark	43.000	41	Eps Car	1.8600	4100.0	86	18770	No
92	GOM_NL__2PRFIN20051002_082759_000000382041_00179_18770_7250.N1	02-OCT-2005 08:27:59	Dark	37.500	29	Bet Car	1.6720	10200.	75	18770	No
93	GOM_NL__2PRFIN20051002_083836_000000382041_00179_18770_7251.N1	02-OCT-2005 08:38:36	Dark	38.000	143	Alp Hyi	2.8570	7200.0	76	18770	No
94	GOM_NL__2PRFIN20051002_084003_000000402041_00179_18770_7252.N1	02-OCT-2005 08:40:03	Dark	40.000	9	Alp Eri	0.45300	24000.	80	18770	No
95	GOM_NL__2PRFIN20051002_084523_000000442041_00179_18770_7253.N1	02-OCT-2005 08:45:23	Straylight	44.000	84	Alp Phe	2.3970	4500.0	88	18770	No
96	GOM_NL__2PRFIN20051002_085000_000000402041_00179_18770_7254.N1	02-OCT-2005 08:50:00	Straylight	40.000	18	24Alp PsA	1.1660	9700.0	80	18770	No
97	GOM_NL__2PRFIN20051002_090225_000000362041_00179_18770_7255.N1	02-OCT-2005 09:02:25	Bright	35.500	90	54Alp Peg	2.4870	11000.	71	18770	No
98	GOM_NL__2PRFIN20051002_090603_000000362041_00179_18770_7256.N1	02-OCT-2005 09:06:03	Bright	35.500	93	53Bet Peg	2.5200	3100.0	71	18770	No
99	GOM_NL__2PRFIN20051002_091620_000000352041_00179_18770_7257.N1	02-OCT-2005 09:16:20	Bright	35.000	89	5Alp Cep	2.4510	8000.0	70	18770	No
100	GOM_NL__2PRFIN20051002_092324_000000362041_00179_18770_7258.N1	02-OCT-2005 09:23:24	Bright	36.000	49	1Alp UMi	1.9900	6300.0	72	18770	No
101	GOM_NL__2PRFIN20051002_092533_000000362041_00179_18770_7259.N1	02-OCT-2005 09:25:33	Bright	36.000	60	7Bet UMi	2.0810	3950.0	72	18770	No

102	GOM_NL__2PRFIN20051002_093124_000000342041_00179_18770_7260.N1	02-OCT-2005 09:31:24	Bright	34.000	36	50Alp UMa	1.8000	6300.0	68	18770	No
103	GOM_NL__2PRFIN20051002_093254_000000342041_00179_18770_7261.N1	02-OCT-2005 09:32:54	Bright	34.000	82	48Bet UMa	2.3650	10600.	68	18770	No
104	GOM_NL__2PRFIN20051002_093608_000000352041_00179_18770_7262.N1	02-OCT-2005 09:36:08	Bright	34.500	174	52Psi UMa	3.0040	4400.0	69	18770	No
105	GOM_NL__2PRFIN20051002_094248_000000362041_00179_18770_7263.N1	02-OCT-2005 09:42:48	Bright	36.000	166	17Eps Leo	2.9800	6000.0	72	18770	No
106	GOM_NL__2PRFIN20051002_095226_000000482041_00179_18770_7264.N1	02-OCT-2005 09:52:26	Twilight	47.500	48	30Alp Hya	1.9770	4100.0	95	18770	No
107	GOM_NL__2PRFIN20051002_100206_000000402041_00179_18770_7265.N1	02-OCT-2005 10:02:06	Dark	40.000	65	Lam Vel	2.2040	4400.0	80	18770	No
108	GOM_NL__2PRFIN20051002_100523_000000392041_00179_18770_7266.N1	02-OCT-2005 10:05:23	Dark	38.500	46	Del Vel	1.9540	10600.	77	18770	No
109	GOM_NL__2PRFIN20051002_100658_000000492041_00180_18771_7249.N1	02-OCT-2005 10:06:58	Dark	48.500	41	Eps Car	1.8600	4100.0	97	18771	No
110	GOM_NL__2PRFIN20051002_100834_000000372041_00180_18771_7250.N1	02-OCT-2005 10:08:34	Dark	37.000	29	Bet Car	1.6720	10200.	74	18771	No
111	GOM_NL__2PRFIN20051002_101912_000000392041_00180_18771_7251.N1	02-OCT-2005 10:19:12	Dark	39.000	143	Alp Hyi	2.8570	7200.0	78	18771	No
112	GOM_NL__2PRFIN20051002_102040_000000442041_00180_18771_7252.N1	02-OCT-2005 10:20:40	Dark	43.500	9	Alp Eri	0.45300	24000.	87	18771	No
113	GOM_NL__2PRFIN20051002_102559_000000382041_00180_18771_7253.N1	02-OCT-2005 10:25:59	Straylight	38.000	84	Alp Phe	2.3970	4500.0	76	18771	No
114	GOM_NL__2PRFIN20051002_103036_000000432041_00180_18771_7254.N1	02-OCT-2005 10:30:36	Straylight	43.000	18	24Alp PsA	1.1660	9700.0	86	18771	No
115	GOM_NL__2PRFIN20051002_104301_000000362041_00180_18771_7255.N1	02-OCT-2005 10:43:01	Bright	36.000	90	54Alp Peg	2.4870	11000.	72	18771	No
116	GOM_NL__2PRFIN20051002_104638_000000352041_00180_18771_7256.N1	02-OCT-2005 10:46:38	Bright	35.000	93	53Bet Peg	2.5200	3100.0	70	18771	No
117	GOM_NL__2PRFIN20051002_105656_000000362041_00180_18771_7257.N1	02-OCT-2005 10:56:56	Bright	36.000	89	5Alp Cep	2.4510	8000.0	72	18771	No
118	GOM_NL__2PRFIN20051002_110400_000000362041_00180_18771_7258.N1	02-OCT-2005 11:04:00	Bright	35.500	49	1Alp UMi	1.9900	6300.0	71	18771	No
119	GOM_NL__2PRFIN20051002_110609_000000372041_00180_18771_7259.N1	02-OCT-2005 11:06:09	Bright	36.500	60	7Bet UMi	2.0810	3950.0	73	18771	No
120	GOM_NL__2PRFIN20051002_111200_000000332041_00180_18771_7260.N1	02-OCT-2005 11:12:00	Bright	33.000	36	50Alp UMa	1.8000	6300.0	66	18771	No
121	GOM_NL__2PRFIN20051002_111330_000000342041_00180_18771_7261.N1	02-OCT-2005 11:13:30	Bright	34.000	82	48Bet UMa	2.3650	10600.	68	18771	No
122	GOM_NL__2PRFIN20051002_111644_000000332041_00180_18771_7262.N1	02-OCT-2005 11:16:44	Bright	32.500	174	52Psi UMa	3.0040	4400.0	65	18771	No
123	GOM_NL__2PRFIN20051002_112324_000000352041_00180_18771_7263.N1	02-OCT-2005 11:23:24	Bright	35.000	166	17Eps Leo	2.9800	6000.0	70	18771	No
124	GOM_NL__2PRFIN20051002_113302_000000462041_00180_18771_7264.N1	02-OCT-2005 11:33:02	Twilight	45.500	48	30Alp Hya	1.9770	4100.0	91	18771	No
125	GOM_NL__2PRFIN20051002_114242_000000452041_00180_18771_7265.N1	02-OCT-2005 11:42:42	Dark	44.500	65	Lam Vel	2.2040	4400.0	89	18771	No
126	GOM_NL__2PRFIN20051002_114559_000000382041_00180_18771_7266.N1	02-OCT-2005 11:45:59	Dark	38.000	46	Del Vel	1.9540	10600.	76	18771	No
127	GOM_NL__2PRFIN20051002_114735_000000412041_00181_18772_7249.N1	02-OCT-2005 11:47:35	Dark	40.500	41	Eps Car	1.8600	4100.0	81	18772	No
128	GOM_NL__2PRFIN20051002_114911_000000372041_00181_18772_7250.N1	02-OCT-2005 11:49:11	Dark	37.000	29	Bet Car	1.6720	10200.	74	18772	No
129	GOM_NL__2PRFIN20051002_115948_000000382041_00181_18772_7251.N1	02-OCT-2005 11:59:48	Dark	38.000	143	Alp Hyi	2.8570	7200.0	76	18772	No
130	GOM_NL__2PRFIN20051002_120116_000000512041_00181_18772_7252.N1	02-OCT-2005 12:01:16	Dark	51.000	9	Alp Eri	0.45300	24000.	102	18772	No
131	GOM_NL__2PRFIN20051002_120635_000000442041_00181_18772_7253.N1	02-OCT-2005 12:06:35	Straylight	43.500	84	Alp Phe	2.3970	4500.0	87	18772	No
132	GOM_NL__2PRFIN20051002_121112_000000412041_00181_18772_7254.N1	02-OCT-2005 12:11:12	Straylight	41.000	18	24Alp PsA	1.1660	9700.0	82	18772	No
133	GOM_NL__2PRFIN20051002_122337_000000362041_00181_18772_7255.N1	02-OCT-2005 12:23:37	Bright	36.000	90	54Alp Peg	2.4870	11000.	72	18772	No
134	GOM_NL__2PRFIN20051002_122714_000000522041_00181_18772_7256.N1	02-OCT-2005 12:27:14	Bright	52.000	93	53Bet Peg	2.5200	3100.0	104	18772	No
135	GOM_NL__2PRFIN20051002_123732_000000372041_00181_18772_7257.N1	02-OCT-2005 12:37:32	Bright	37.000	89	5Alp Cep	2.4510	8000.0	74	18772	No
136	GOM_NL__2PRFIN20051002_124436_000000362041_00181_18772_7258.N1	02-OCT-2005 12:44:36	Bright	35.500	49	1Alp UMi	1.9900	6300.0	71	18772	No
137	GOM_NL__2PRFIN20051002_124646_000000372041_00181_18772_7259.N1	02-OCT-2005 12:46:46	Bright	37.000	60	7Bet UMi	2.0810	3950.0	74	18772	No
138	GOM_NL__2PRFIN20051002_125236_000000372041_00181_18772_7260.N1	02-OCT-2005 12:52:36	Bright	36.500	36	50Alp UMa	1.8000	6300.0	73	18772	No
139	GOM_NL__2PRFIN20051002_125406_000000362041_00181_18772_7261.N1	02-OCT-2005 12:54:06	Bright	36.000	82	48Bet UMa	2.3650	10600.	72	18772	No
140	GOM_NL__2PRFIN20051002_125720_000000352041_00181_18772_7262.N1	02-OCT-2005 12:57:20	Bright	35.000	174	52Psi UMa	3.0040	4400.0	70	18772	No
141	GOM_NL__2PRFIN20051002_130400_000000342041_00181_18772_7263.N1	02-OCT-2005 13:04:00	Bright	34.000	166	17Eps Leo	2.9800	6000.0	68	18772	No
142	GOM_NL__2PRFIN20051002_131338_000000532041_00181_18772_7264.N1	02-OCT-2005 13:13:38	Twilight	52.500	48	30Alp Hya	1.9770	4100.0	105	18772	No
143	GOM_NL__2PRFIN20051002_132319_000000422041_00181_18772_7265.N1	02-OCT-2005 13:23:19	Dark	41.500	65	Lam Vel	2.2040	4400.0	83	18772	No
144	GOM_NL__2PRFIN20051002_132636_000000382041_00181_18772_7266.N1	02-OCT-2005 13:26:36	Dark	38.000	46	Del Vel	1.9540	10600.	76	18772	No
145	GOM_NL__2PRFIN20051002_132811_000000472041_00182_18773_7249.N1	02-OCT-2005 13:28:11	Dark	46.500	41	Eps Car	1.8600	4100.0	93	18773	No
146	GOM_NL__2PRFIN20051002_132947_000000372041_00182_18773_7250.N1	02-OCT-2005 13:29:47	Dark	37.000	29	Bet Car	1.6720	10200.	74	18773	No
147	GOM_NL__2PRFIN20051002_134025_000000372041_00182_18773_7251.N1	02-OCT-2005 13:40:25	Dark	37.000	143	Alp Hyi	2.8570	7200.0	74	18773	No
148	GOM_NL__2PRFIN20051002_134152_000000402041_00182_18773_7252.N1	02-OCT-2005 13:41:52	Dark	40.000	9	Alp Eri	0.45300	24000.	80	18773	No
149	GOM_NL__2PRFIN20051002_134712_000000402041_00182_18773_7253.N1	02-OCT-2005 13:47:12	Straylight	39.500	84	Alp Phe	2.3970	4500.0	79	18773	No
150	GOM_NL__2PRFIN20051002_135149_000000422041_00182_18773_7254.N1	02-OCT-2005 13:51:49	Straylight	41.500	18	24Alp PsA	1.1660	9700.0	83	18773	No
151	GOM_NL__2PRFIN20051002_140413_000000362041_00182_18773_7255.N1	02-OCT-2005 14:04:13	Bright	36.000	90	54Alp Peg	2.4870	11000.	72	18773	No
152	GOM_NL__2PRFIN20051002_140750_000000372041_00182_18773_7256.N1	02-OCT-2005 14:07:50	Bright	36.500	93	53Bet Peg	2.5200	3100.0	73	18773	No
153	GOM_NL__2PRFIN20051002_141808_000000362041_00182_18773_7257.N1	02-OCT-2005 14:18:08	Bright	35.500	89	5Alp Cep	2.4510	8000.0	71	18773	No
154	GOM_NL__2PRFIN20051002_142512_000000342041_00182_18773_7258.N1	02-OCT-2005 14:25:12	Bright	33.500	49	1Alp UMi	1.9900	6300.0	67	18773	No
155	GOM_NL__2PRFIN20051002_142722_000000352041_00182_18773_7259.N1	02-OCT-2005 14:27:22	Bright	34.500	60	7Bet UMi	2.0810	3950.0	69	18773	No
156	GOM_NL__2PRFIN20051002_143312_000000362041_00182_18773_7260.N1	02-OCT-2005 14:33:12	Bright	36.000	36	50Alp UMa	1.8000	6300.0	72	18773	No
157	GOM_NL__2PRFIN20051002_143442_000000342041_00182_18773_7261.N1	02-OCT-2005 14:34:42	Bright	34.000	82	48Bet UMa	2.3650	10600.	68	18773	No
158	GOM_NL__2PRFIN20051002_143756_000000342041_00182_18773_7262.N1	02-OCT-2005 14:37:56	Bright	34.000	174	52Psi UMa	3.0040	4400.0	68	18773	No
159	GOM_NL__2PRFIN20051002_144436_000000362041_00182_18773_7263.N1	02-OCT-2005 14:44:36	Bright	36.000	166	17Eps Leo	2.9800	6000.0	72	18773	No
160	GOM_NL__2PRFIN20051002_145415_000000472041_00182_18773_7264.N1	02-OCT-2005 14:54:15	Twilight	47.000	48	30Alp Hya	1.9770	4100.0	94	18773	No

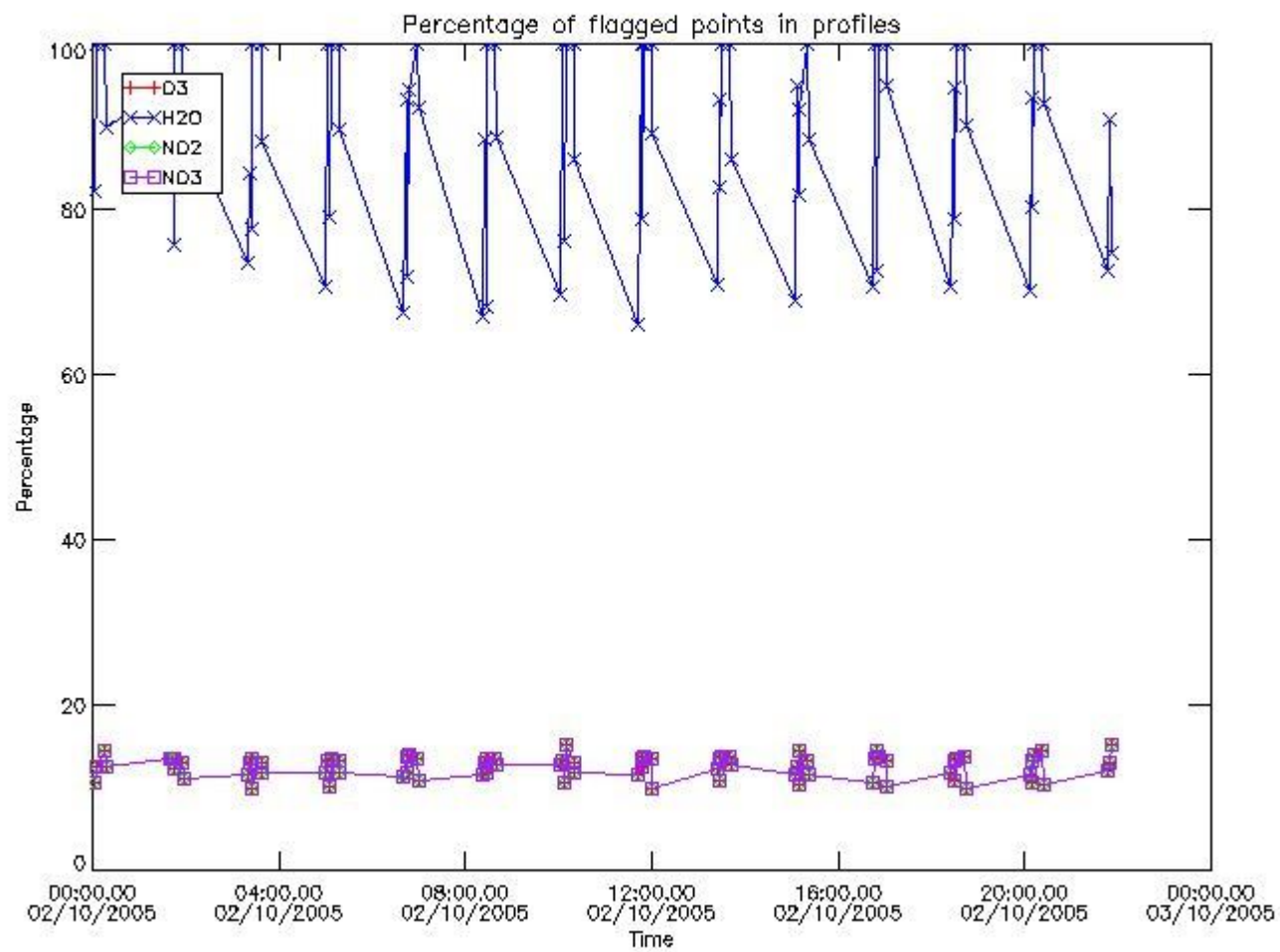
161	GOM_NL__2PRFIN20051002_150355_000000442041_00182_18773_7265.N1	02-OCT-2005 15:03:55	Dark	44.000	65	Lam Vel	2.2040	4400.0	88	18773	No
162	GOM_NL__2PRFIN20051002_150712_000000412041_00182_18773_7266.N1	02-OCT-2005 15:07:12	Dark	40.500	46	Del Vel	1.9540	10600.	81	18773	No
163	GOM_NL__2PRFIN20051002_150847_000000502041_00183_18774_7249.N1	02-OCT-2005 15:08:47	Dark	49.500	41	Eps Car	1.8600	4100.0	99	18774	No
164	GOM_NL__2PRFIN20051002_151023_000000392041_00183_18774_7250.N1	02-OCT-2005 15:10:23	Dark	38.500	29	Bet Car	1.6720	10200.	77	18774	No
165	GOM_NL__2PRFIN20051002_152101_000000392041_00183_18774_7251.N1	02-OCT-2005 15:21:01	Dark	38.500	143	Alp Hyi	2.8570	7200.0	77	18774	No
166	GOM_NL__2PRFIN20051002_152229_000000442041_00183_18774_7252.N1	02-OCT-2005 15:22:29	Dark	44.000	9	Alp Eri	0.45300	24000.	88	18774	No
167	GOM_NL__2PRFIN20051002_152748_000000402041_00183_18774_7253.N1	02-OCT-2005 15:27:48	Straylight	40.000	84	Alp Phe	2.3970	4500.0	80	18774	No
168	GOM_NL__2PRFIN20051002_153225_000000452041_00183_18774_7254.N1	02-OCT-2005 15:32:25	Straylight	44.500	18	24Alp PsA	1.1660	9700.0	89	18774	No
169	GOM_NL__2PRFIN20051002_154449_000000372041_00183_18774_7255.N1	02-OCT-2005 15:44:49	Bright	36.500	90	54Alp Peg	2.4870	11000.	73	18774	No
170	GOM_NL__2PRFIN20051002_154826_000000372041_00183_18774_7256.N1	02-OCT-2005 15:48:26	Bright	36.500	93	53Bet Peg	2.5200	3100.0	73	18774	No
171	GOM_NL__2PRFIN20051002_155845_000000342041_00183_18774_7257.N1	02-OCT-2005 15:58:45	Bright	33.500	89	5Alp Cep	2.4510	8000.0	67	18774	No
172	GOM_NL__2PRFIN20051002_160548_000000362041_00183_18774_7258.N1	02-OCT-2005 16:05:48	Bright	35.500	49	1Alp UMi	1.9900	6300.0	71	18774	No
173	GOM_NL__2PRFIN20051002_160758_000000372041_00183_18774_7259.N1	02-OCT-2005 16:07:58	Bright	36.500	60	7Bet UMi	2.0810	3950.0	73	18774	No
174	GOM_NL__2PRFIN20051002_161348_000000352041_00183_18774_7260.N1	02-OCT-2005 16:13:48	Bright	34.500	36	50Alp UMa	1.8000	6300.0	69	18774	No
175	GOM_NL__2PRFIN20051002_161518_000000332041_00183_18774_7261.N1	02-OCT-2005 16:15:18	Bright	33.000	82	48Bet UMa	2.3650	10600.	66	18774	No
176	GOM_NL__2PRFIN20051002_161832_000000322041_00183_18774_7262.N1	02-OCT-2005 16:18:32	Bright	32.000	174	52Psi UMa	3.0040	4400.0	64	18774	No
177	GOM_NL__2PRFIN20051002_162512_000000372041_00183_18774_7263.N1	02-OCT-2005 16:25:12	Bright	36.500	166	17Eps Leo	2.9800	6000.0	73	18774	No
178	GOM_NL__2PRFIN20051002_163451_000000482041_00183_18774_7264.N1	02-OCT-2005 16:34:51	Twilight	47.500	48	30Alp Hya	1.9770	4100.0	95	18774	No
179	GOM_NL__2PRFIN20051002_164431_000000482041_00183_18774_7265.N1	02-OCT-2005 16:44:31	Dark	48.000	65	Lam Vel	2.2040	4400.0	96	18774	No
180	GOM_NL__2PRFIN20051002_164748_000000382041_00183_18774_7266.N1	02-OCT-2005 16:47:48	Dark	38.000	46	Del Vel	1.9540	10600.	76	18774	No
181	GOM_NL__2PRFIN20051002_164924_000000502041_00184_18775_7249.N1	02-OCT-2005 16:49:24	Dark	49.500	41	Eps Car	1.8600	4100.0	99	18775	No
182	GOM_NL__2PRFIN20051002_165059_000000372041_00184_18775_7250.N1	02-OCT-2005 16:50:59	Dark	37.000	29	Bet Car	1.6720	10200.	74	18775	No
183	GOM_NL__2PRFIN20051002_170137_000000392041_00184_18775_7251.N1	02-OCT-2005 17:01:37	Dark	38.500	143	Alp Hyi	2.8570	7200.0	77	18775	No
184	GOM_NL__2PRFIN20051002_170305_000000512041_00184_18775_7252.N1	02-OCT-2005 17:03:05	Dark	50.500	9	Alp Eri	0.45300	24000.	101	18775	No
185	GOM_NL__2PRFIN20051002_170824_000000442041_00184_18775_7253.N1	02-OCT-2005 17:08:24	Straylight	44.000	84	Alp Phe	2.3970	4500.0	88	18775	No
186	GOM_NL__2PRFIN20051002_171301_000000402041_00184_18775_7254.N1	02-OCT-2005 17:13:01	Straylight	39.500	18	24Alp PsA	1.1660	9700.0	79	18775	No
187	GOM_NL__2PRFIN20051002_172525_000000362041_00184_18775_7255.N1	02-OCT-2005 17:25:25	Bright	35.500	90	54Alp Peg	2.4870	11000.	71	18775	No
188	GOM_NL__2PRFIN20051002_172902_000000372041_00184_18775_7256.N1	02-OCT-2005 17:29:02	Bright	37.000	93	53Bet Peg	2.5200	3100.0	74	18775	No
189	GOM_NL__2PRFIN20051002_173921_000000342041_00184_18775_7257.N1	02-OCT-2005 17:39:21	Bright	34.000	89	5Alp Cep	2.4510	8000.0	68	18775	No
190	GOM_NL__2PRFIN20051002_174624_000000372041_00184_18775_7258.N1	02-OCT-2005 17:46:24	Bright	36.500	49	1Alp UMi	1.9900	6300.0	73	18775	No
191	GOM_NL__2PRFIN20051002_174834_000000362041_00184_18775_7259.N1	02-OCT-2005 17:48:34	Bright	36.000	60	7Bet UMi	2.0810	3950.0	72	18775	No
192	GOM_NL__2PRFIN20051002_175424_000000372041_00184_18775_7260.N1	02-OCT-2005 17:54:24	Bright	36.500	36	50Alp UMa	1.8000	6300.0	73	18775	No
193	GOM_NL__2PRFIN20051002_175554_000000352041_00184_18775_7261.N1	02-OCT-2005 17:55:54	Bright	35.000	82	48Bet UMa	2.3650	10600.	70	18775	No
194	GOM_NL__2PRFIN20051002_175908_000000342041_00184_18775_7262.N1	02-OCT-2005 17:59:08	Bright	34.000	174	52Psi UMa	3.0040	4400.0	68	18775	No
195	GOM_NL__2PRFIN20051002_180548_000000362041_00184_18775_7263.N1	02-OCT-2005 18:05:48	Bright	36.000	166	17Eps Leo	2.9800	6000.0	72	18775	No
196	GOM_NL__2PRFIN20051002_181527_000000532041_00184_18775_7264.N1	02-OCT-2005 18:15:27	Twilight	52.500	48	30Alp Hya	1.9770	4100.0	105	18775	No
197	GOM_NL__2PRFIN20051002_182508_000000432041_00184_18775_7265.N1	02-OCT-2005 18:25:08	Dark	43.000	65	Lam Vel	2.2040	4400.0	86	18775	No
198	GOM_NL__2PRFIN20051002_182825_000000392041_00184_18775_7266.N1	02-OCT-2005 18:28:25	Dark	38.500	46	Del Vel	1.9540	10600.	77	18775	No
199	GOM_NL__2PRFIN20051002_183000_000000482041_00185_18776_7249.N1	02-OCT-2005 18:30:00	Dark	47.500	41	Eps Car	1.8600	4100.0	95	18776	No
200	GOM_NL__2PRFIN20051002_183135_000000382041_00185_18776_7250.N1	02-OCT-2005 18:31:35	Dark	37.500	29	Bet Car	1.6720	10200.	75	18776	No
201	GOM_NL__2PRFIN20051002_184214_000000372041_00185_18776_7251.N1	02-OCT-2005 18:42:14	Dark	37.000	143	Alp Hyi	2.8570	7200.0	74	18776	No
202	GOM_NL__2PRFIN20051002_184341_000000512041_00185_18776_7252.N1	02-OCT-2005 18:43:41	Dark	51.000	9	Alp Eri	0.45300	24000.	102	18776	No
203	GOM_NL__2PRFIN20051002_184900_000000432041_00185_18776_7253.N1	02-OCT-2005 18:49:00	Straylight	43.000	84	Alp Phe	2.3970	4500.0	86	18776	No
204	GOM_NL__2PRFIN20051002_185337_000000432041_00185_18776_7254.N1	02-OCT-2005 18:53:37	Straylight	42.500	18	24Alp PsA	1.1660	9700.0	85	18776	No
205	GOM_NL__2PRFIN20051002_190601_000000372041_00185_18776_7255.N1	02-OCT-2005 19:06:01	Bright	36.500	90	54Alp Peg	2.4870	11000.	73	18776	No
206	GOM_NL__2PRFIN20051002_190938_000000362041_00185_18776_7256.N1	02-OCT-2005 19:09:38	Bright	36.000	93	53Bet Peg	2.5200	3100.0	72	18776	No
207	GOM_NL__2PRFIN20051002_191957_000000362041_00185_18776_7257.N1	02-OCT-2005 19:19:57	Bright	35.500	89	5Alp Cep	2.4510	8000.0	71	18776	No
208	GOM_NL__2PRFIN20051002_192700_000000372041_00185_18776_7258.N1	02-OCT-2005 19:27:00	Bright	36.500	49	1Alp UMi	1.9900	6300.0	73	18776	No
209	GOM_NL__2PRFIN20051002_192911_000000372041_00185_18776_7259.N1	02-OCT-2005 19:29:11	Bright	36.500	60	7Bet UMi	2.0810	3950.0	73	18776	No
210	GOM_NL__2PRFIN20051002_193500_000000352041_00185_18776_7260.N1	02-OCT-2005 19:35:00	Bright	35.000	36	50Alp UMa	1.8000	6300.0	70	18776	No
211	GOM_NL__2PRFIN20051002_193631_000000342041_00185_18776_7261.N1	02-OCT-2005 19:36:31	Bright	34.000	82	48Bet UMa	2.3650	10600.	68	18776	No
212	GOM_NL__2PRFIN20051002_193945_000000342041_00185_18776_7262.N1	02-OCT-2005 19:39:45	Bright	34.000	174	52Psi UMa	3.0040	4400.0	68	18776	No
213	GOM_NL__2PRFIN20051002_194625_000000362041_00185_18776_7263.N1	02-OCT-2005 19:46:25	Bright	35.500	166	17Eps Leo	2.9800	6000.0	71	18776	No
214	GOM_NL__2PRFIN20051002_195604_000000532041_00185_18776_7264.N1	02-OCT-2005 19:56:04	Twilight	53.000	48	30Alp Hya	1.9770	4100.0	106	18776	No
215	GOM_NL__2PRFIN20051002_200544_000000442041_00185_18776_7265.N1	02-OCT-2005 20:05:44	Dark	44.000	65	Lam Vel	2.2040	4400.0	88	18776	No
216	GOM_NL__2PRFIN20051002_200901_000000392041_00185_18776_7266.N1	02-OCT-2005 20:09:01	Dark	38.500	46	Del Vel	1.9540	10600.	77	18776	No
217	GOM_NL__2PRFIN20051002_201036_000000492041_00186_18777_7249.N1	02-OCT-2005 20:10:36	Dark	48.500	41	Eps Car	1.8600	4100.0	97	18777	No
218	GOM_NL__2PRFIN20051002_201211_000000372041_00186_18777_7250.N1	02-OCT-2005 20:12:11	Dark	36.500	29	Bet Car	1.6720	10200.	73	18777	No
219	GOM_NL__2PRFIN20051002_202250_000000392041_00186_18777_7251.N1	02-OCT-2005 20:22:50	Dark	38.500	143	Alp Hyi	2.8570	7200.0	77	18777	No

220	GOM_NL__2PRFIN20051002_202418_000000492041_00186_18777_7252.N1	02-OCT-2005 20:24:18	Dark	48.500	9	Alp Eri	0.45300	24000.	97	18777	No
221	GOM_NL__2PRFIN20051002_202936_000000422041_00186_18777_7253.N1	02-OCT-2005 20:29:36	Straylight	42.000	84	Alp Phe	2.3970	4500.0	84	18777	No
222	GOM_NL__2PRFIN20051002_203413_000000402041_00186_18777_7254.N1	02-OCT-2005 20:34:13	Straylight	40.000	18	24Alp PsA	1.1660	9700.0	80	18777	No
223	GOM_NL__2PRFIN20051002_204637_000000362041_00186_18777_7255.N1	02-OCT-2005 20:46:37	Bright	36.000	90	54Alp Peg	2.4870	11000.	72	18777	No
224	GOM_NL__2PRFIN20051002_205014_000000372041_00186_18777_7256.N1	02-OCT-2005 20:50:14	Bright	37.000	93	53Bet Peg	2.5200	3100.0	74	18777	No
225	GOM_NL__2PRFIN20051002_210033_000000372041_00186_18777_7257.N1	02-OCT-2005 21:00:33	Bright	36.500	89	5Alp Cep	2.4510	8000.0	73	18777	No
226	GOM_NL__2PRFIN20051002_210736_000000362041_00186_18777_7258.N1	02-OCT-2005 21:07:36	Bright	36.000	49	1Alp UMi	1.9900	6300.0	72	18777	No
227	GOM_NL__2PRFIN20051002_210947_000000362041_00186_18777_7259.N1	02-OCT-2005 21:09:47	Bright	36.000	60	7Bet UMi	2.0810	3950.0	72	18777	No
228	GOM_NL__2PRFIN20051002_211536_000000372041_00186_18777_7260.N1	02-OCT-2005 21:15:36	Bright	37.000	36	50Alp UMa	1.8000	6300.0	74	18777	No
229	GOM_NL__2PRFIN20051002_211707_000000342041_00186_18777_7261.N1	02-OCT-2005 21:17:07	Bright	33.500	82	48Bet UMa	2.3650	10600.	67	18777	No
230	GOM_NL__2PRFIN20051002_212021_000000342041_00186_18777_7262.N1	02-OCT-2005 21:20:21	Bright	33.500	174	52Psi UMa	3.0040	4400.0	67	18777	No
231	GOM_NL__2PRFIN20051002_212701_000000512041_00186_18777_7263.N1	02-OCT-2005 21:27:01	Bright	50.500	166	17Eps Leo	2.9800	6000.0	101	18777	No
232	GOM_NL__2PRFIN20051002_213640_000000482041_00186_18777_7264.N1	02-OCT-2005 21:36:40	Twilight	48.000	48	30Alp Hya	1.9770	4100.0	96	18777	No
233	GOM_NL__2PRFIN20051002_214620_000000432041_00186_18777_7265.N1	02-OCT-2005 21:46:20	Dark	42.500	65	Lam Vel	2.2040	4400.0	85	18777	No
234	GOM_NL__2PRFIN20051002_214937_000000392041_00186_18777_7266.N1	02-OCT-2005 21:49:37	Dark	39.000	46	Del Vel	1.9540	10600.	78	18777	No
235	GOM_NL__2PRFIN20051002_215113_000000502041_00187_18778_7269.N1	02-OCT-2005 21:51:13	Dark	49.500	41	Eps Car	1.8600	4100.0	99	18778	No

3. Quality information per product

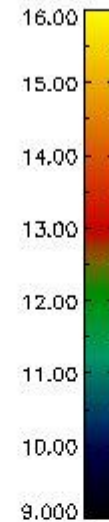
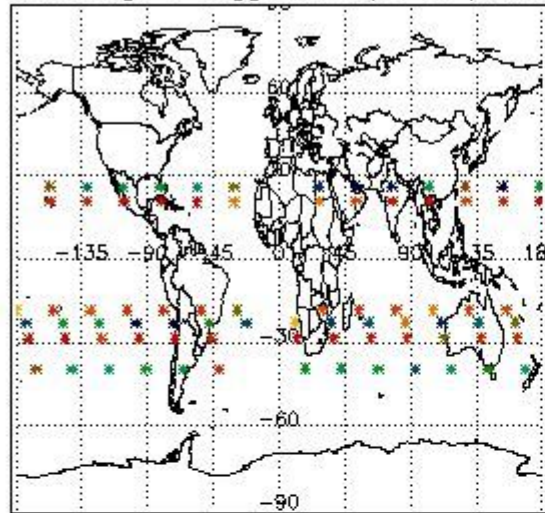
In this section it is plotted some information contained in the Quality Summary data set of the level 2 products. Only products in dark limb conditions and without errors (error flag in the MPH set to "0") are used.

3.1 Plot quality information per product (time dependant)

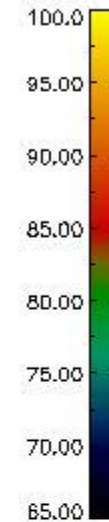
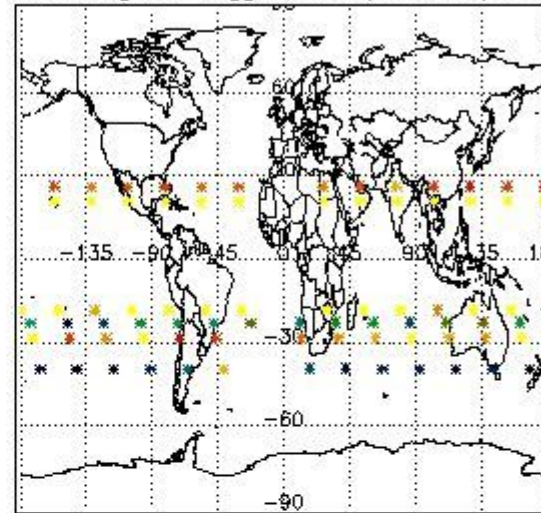


3.2 Plot quality information per product (world map)

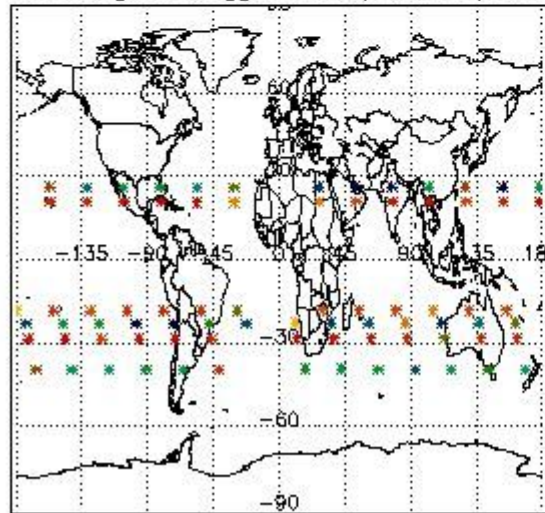
Percentage of flagged data per O3 profile



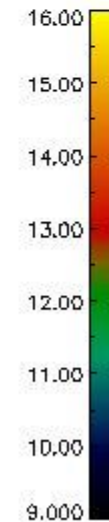
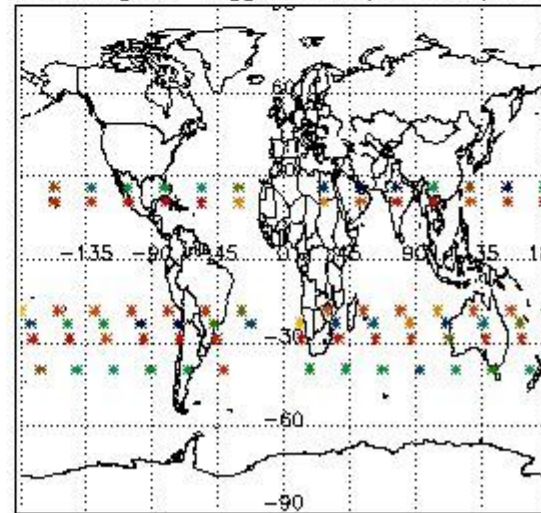
Percentage of flagged data per H2O profile



Percentage of flagged data per NO2 profile



Percentage of flagged data per NO3 profile

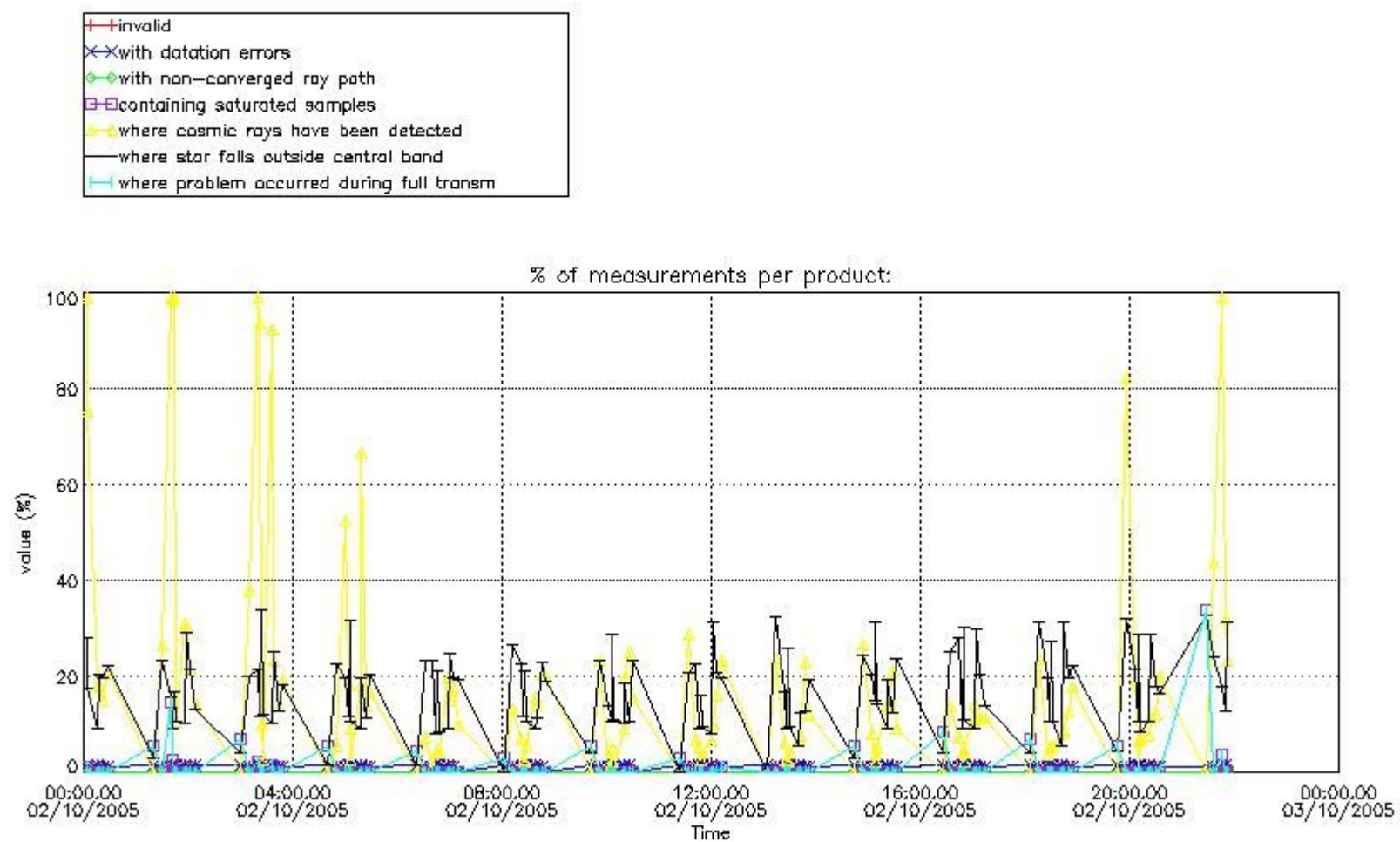


4. Level 1 quality information per product

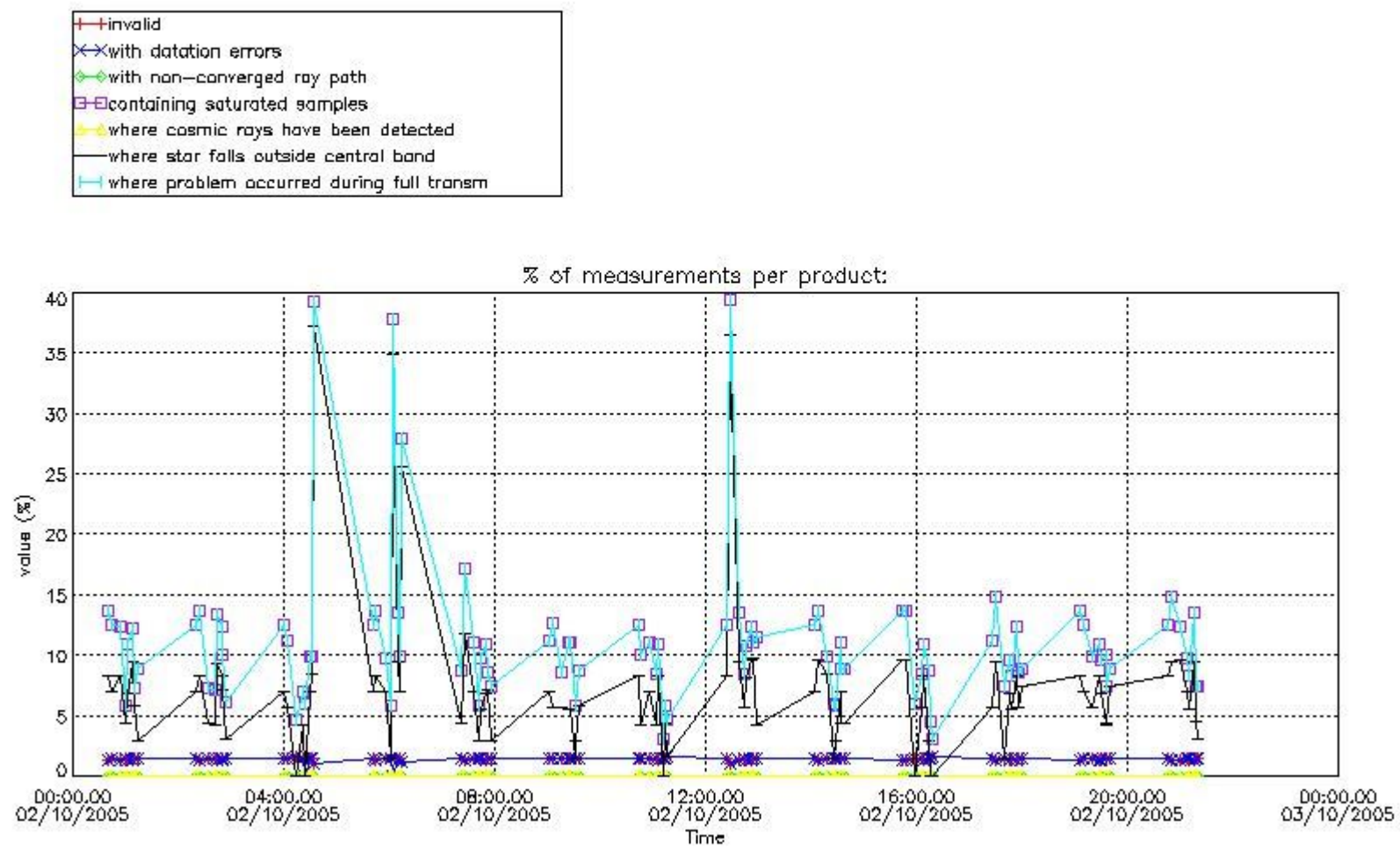
In this section it is plotted some information contained in the Quality Summary data set of the level 2 products that comes from the level 1b processing. Products without errors (error flag in the MPH set to "0") are used.

4.1 Plot quality information per product (time dependant) coming from level 1b processing

4.1.1 Plot level 1 quality information per product (time dependant): ENVISAT ASCENDING passes



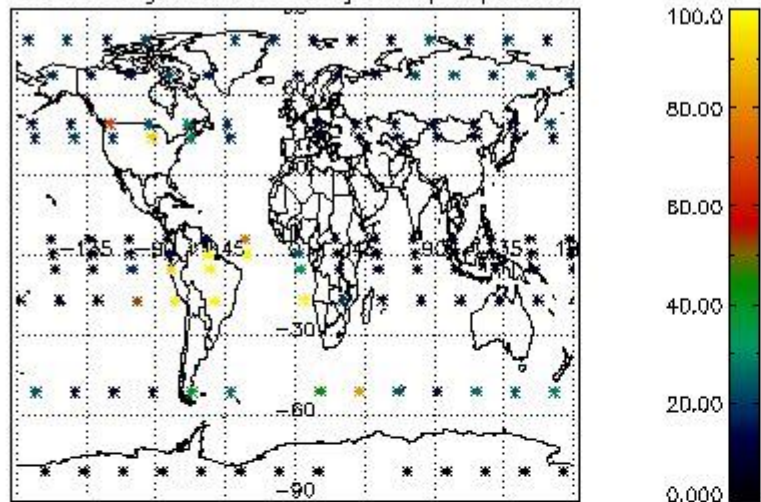
4.1.2 Plot level 1 quality information per product (time dependant): ENVISAT DESCENDING passes



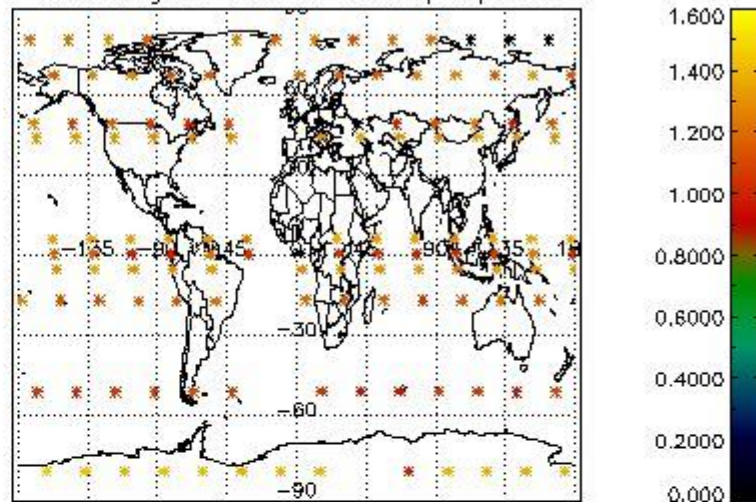
4.2 Plot quality information per product coming from level 1b processing (world map)

4.2.1 Plot level 1 quality information per product (world map): ENVISAT ASCENDING passes

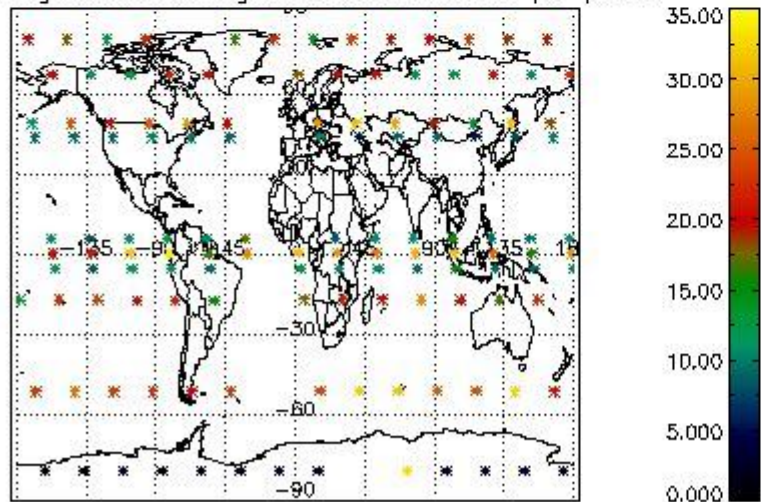
Percentage of cosmic ray hits per profile



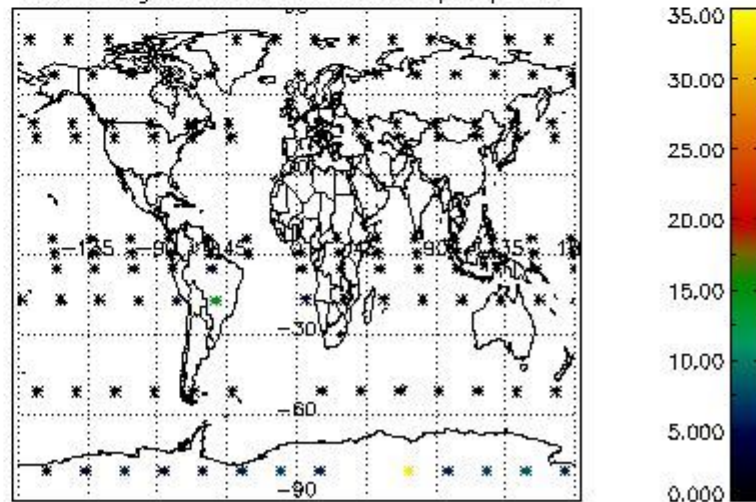
Percentage of datation errors per profile



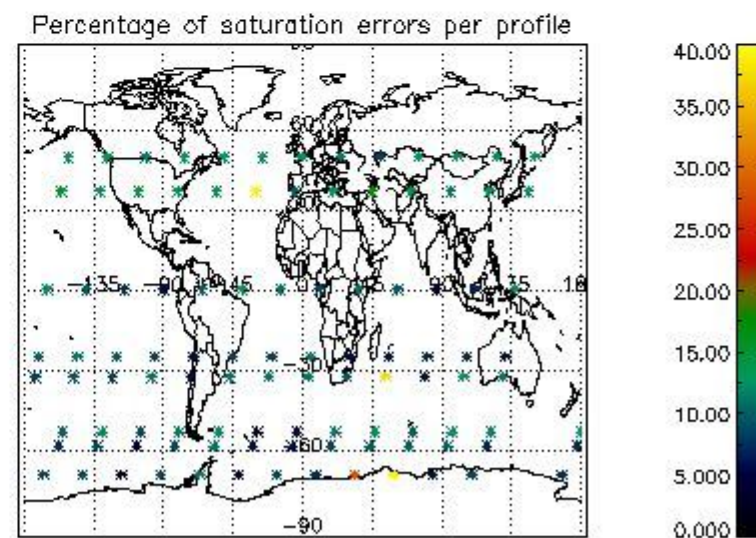
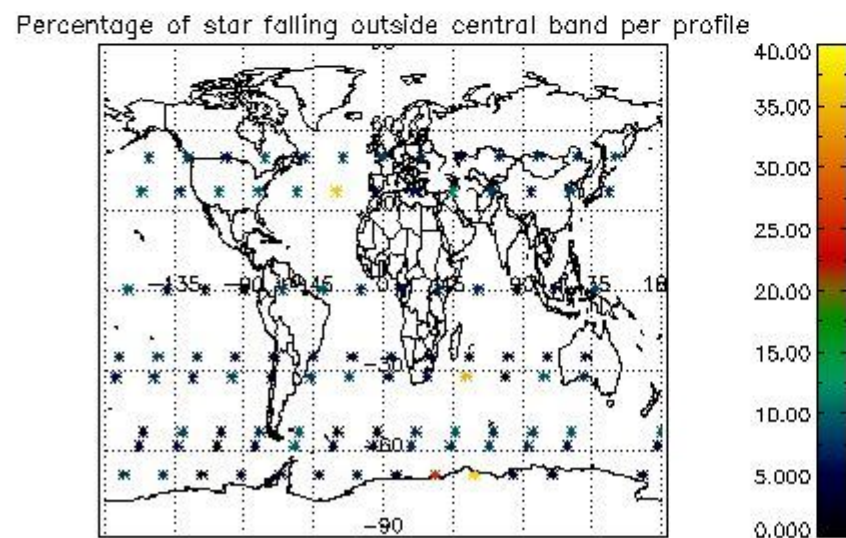
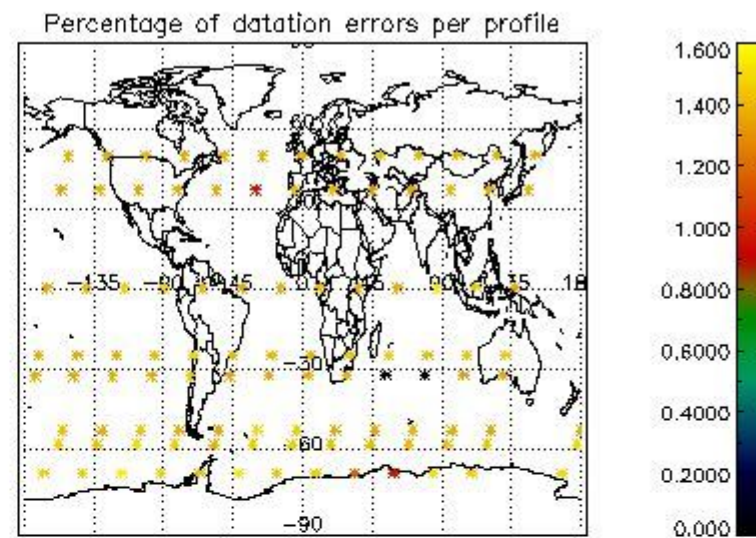
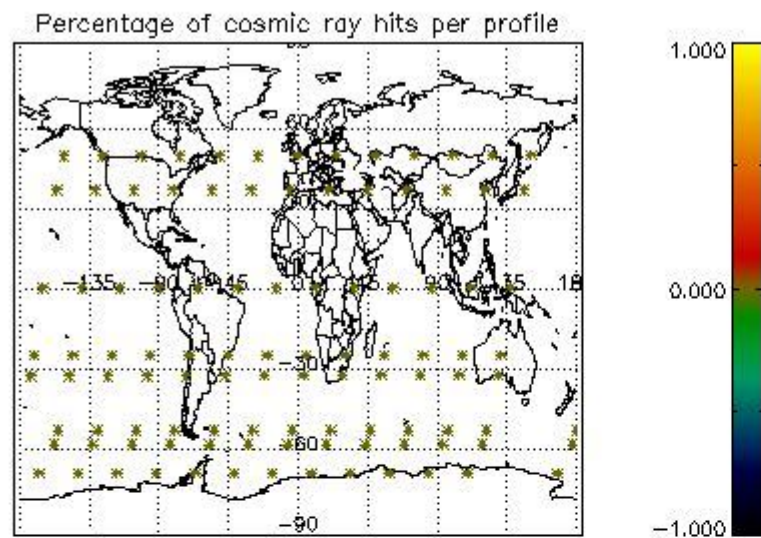
Percentage of star falling outside central band per profile



Percentage of saturation errors per profile



4.2.2 Plot level 1 quality information per product (world map): ENVISAT DESCENDING passes



5. Trace gas profiles

5.1 Ozone statistics based on quality of products

The final quality of the products can be "measured" using the STD (Standard Deviation) attached to every point profile. This information is written to the parameter GOM_NL__2P/NL_LOCAL_SPECIES_DENSITY/o3_std of the level 2 products. The table below shows the statistics for given STD ranges.

The statistics are given with respect to the overall valid production:

- Products without fatal errors: GOM_NL__2P/MPH/PRODUCT_ERR=0
- Valid point profile: GOM_NL__2P/NL_LOCAL_SPECIES_DENSITY/pcd(0)=0

The 'Criteria' is applied to valid points of dark limb products:

- Products in dark limb illumination condition: GOM_NL__2P/NL_SUMMARY_QUALITY/obs_ill_cond=0
- Products without fatal errors: GOM_NL__2P/MPH/PRODUCT_ERR=0
- Valid point profile: GOM_NL__2P/NL_LOCAL_SPECIES_DENSITY/pcd(0)=0

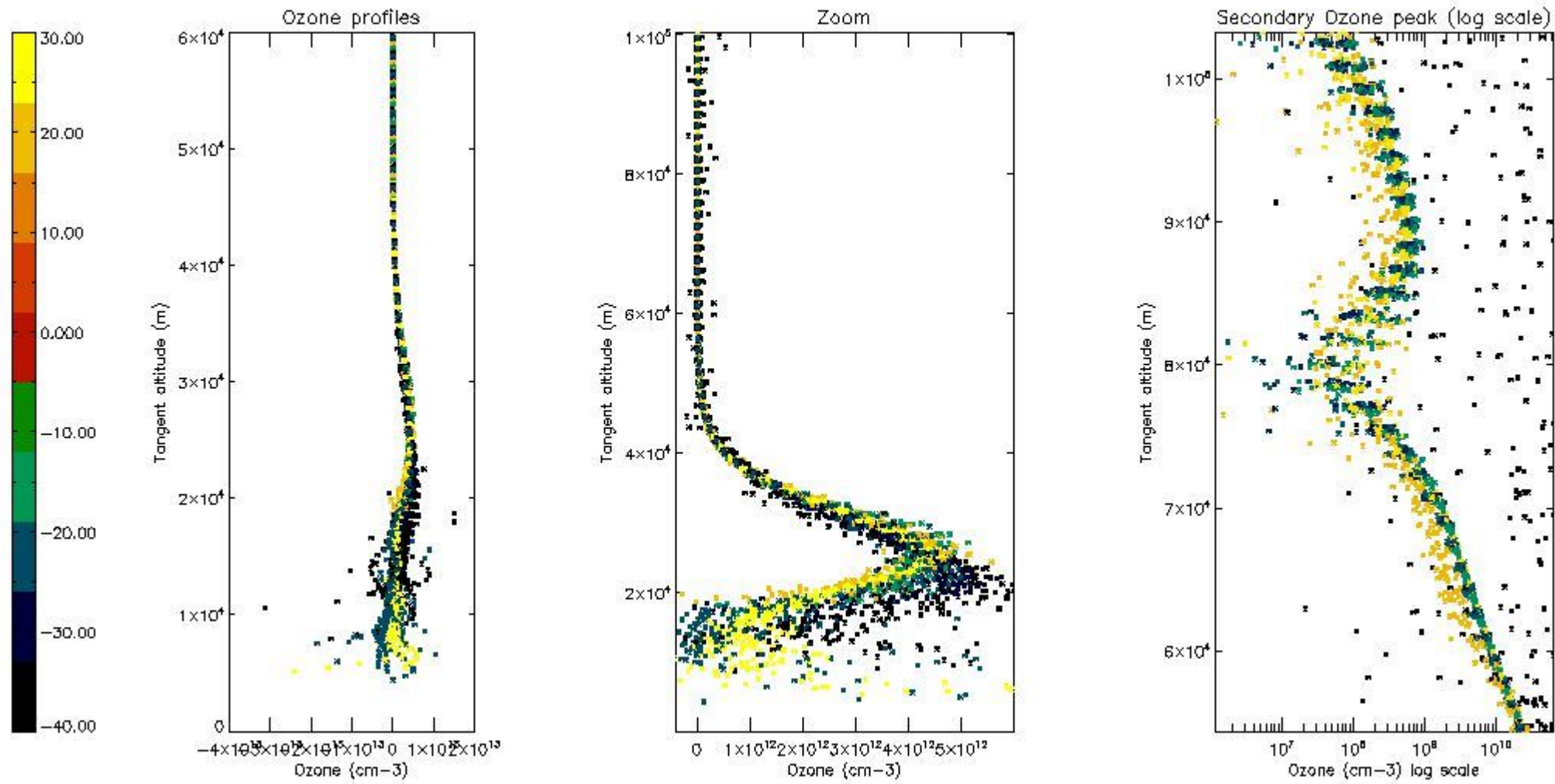
So, the table below shows the percentage of dark limb and valid observations for each criteria with respect to the overall valid daily observations.

Criteria	% of total production
All STD	37
STD < 20	21

STD < 10	16
STD < 5	9

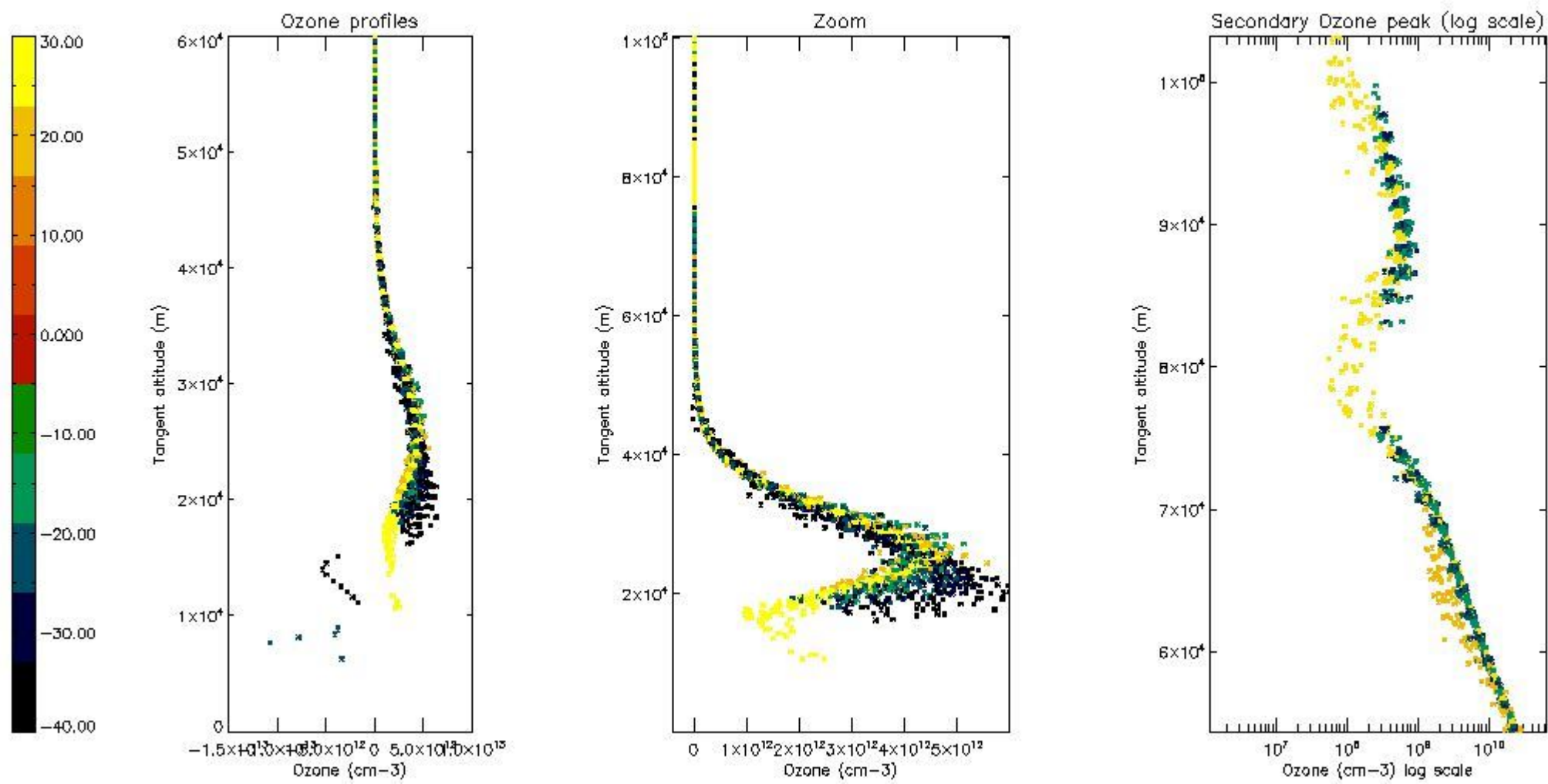
5.2 Plot ozone profiles for all STD (dark without errors)

The colorbar represents the latitude.



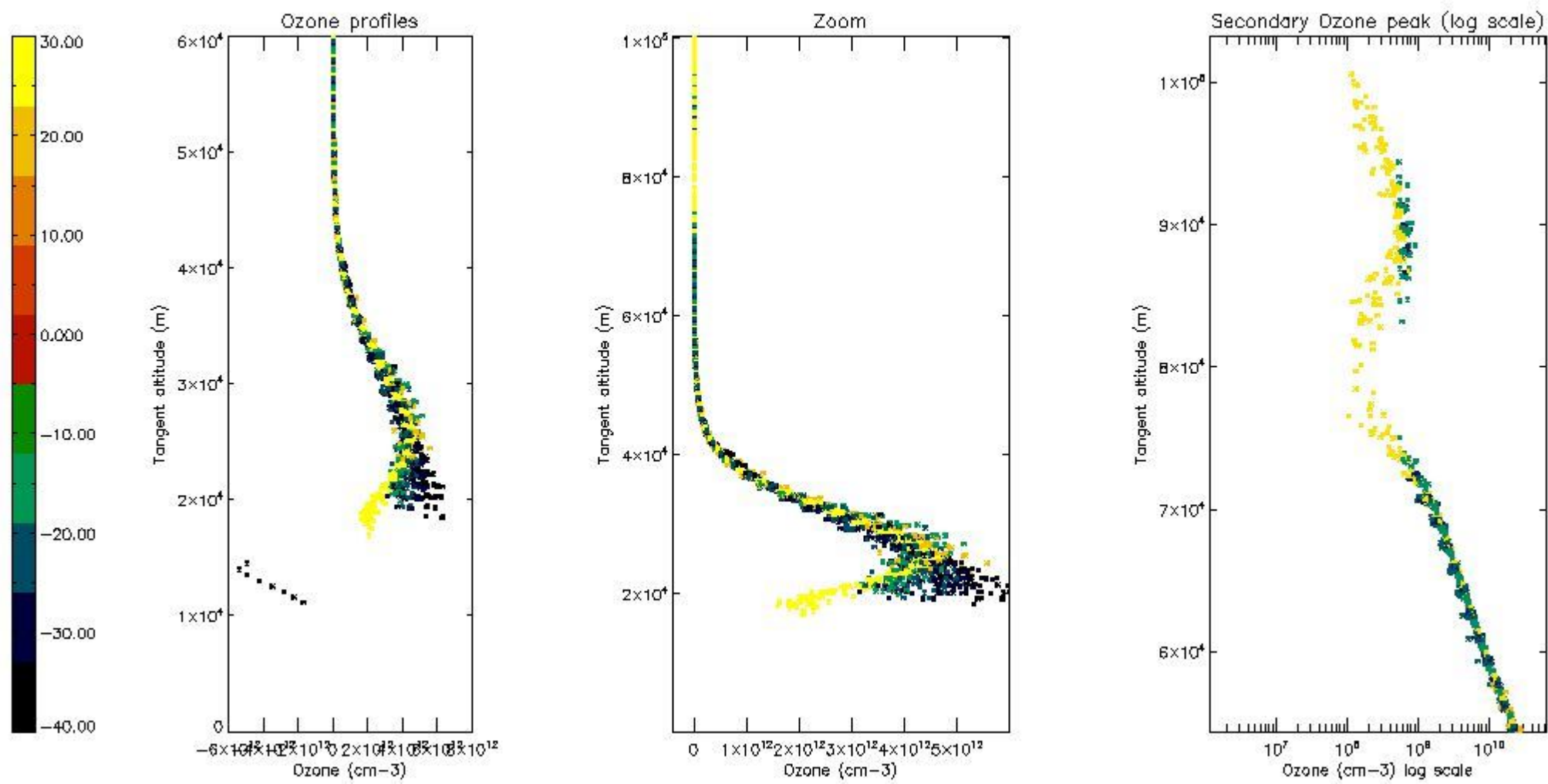
5.3 Plot ozone profiles where STD < 20% (dark without errors)

The colorbar represents the latitude.



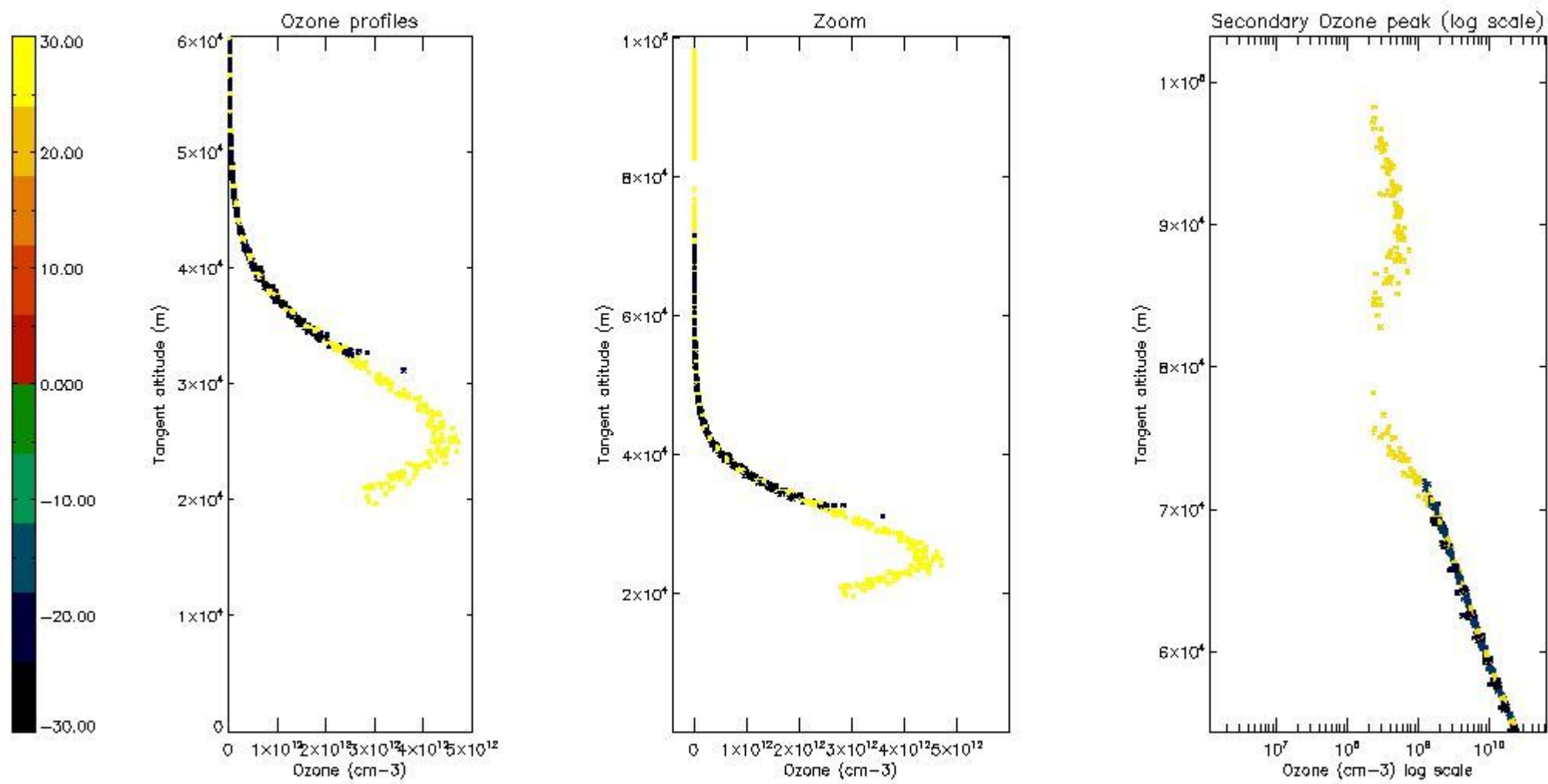
5.4 Plot ozone profiles where STD < 10% (dark without errors)

The colorbar represents the latitude.



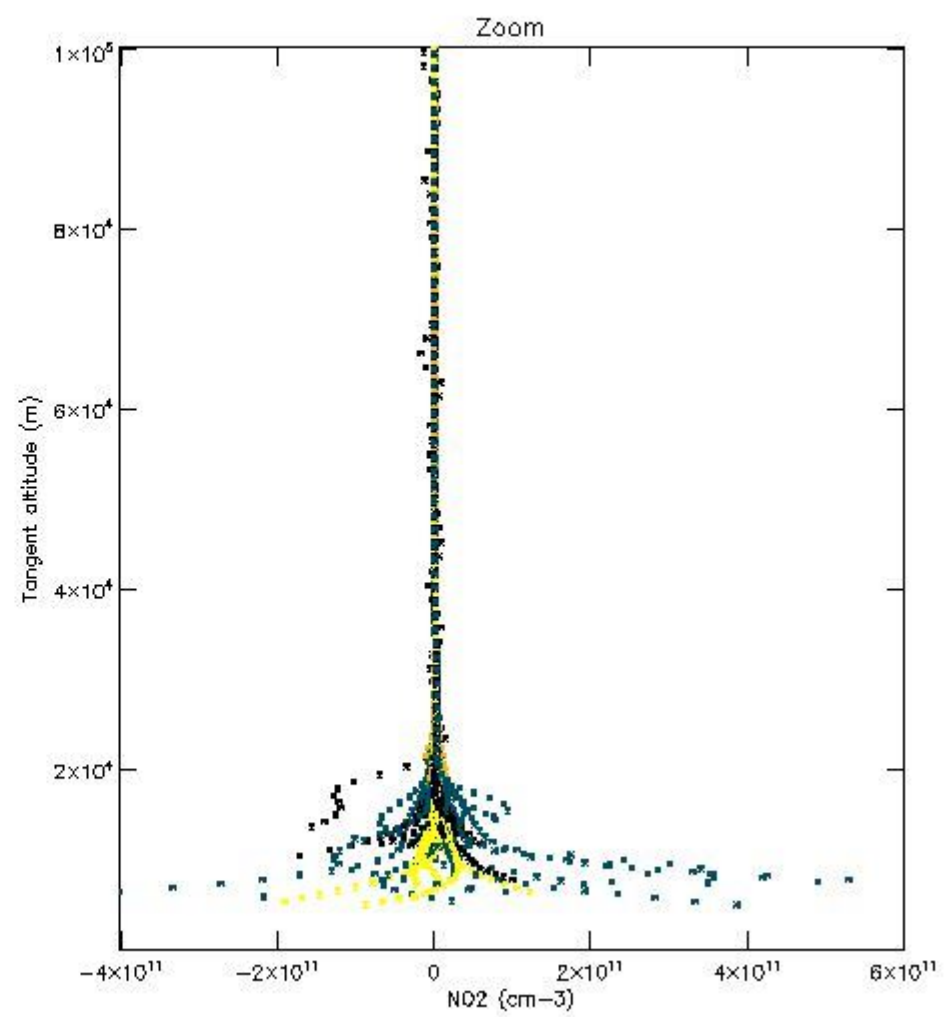
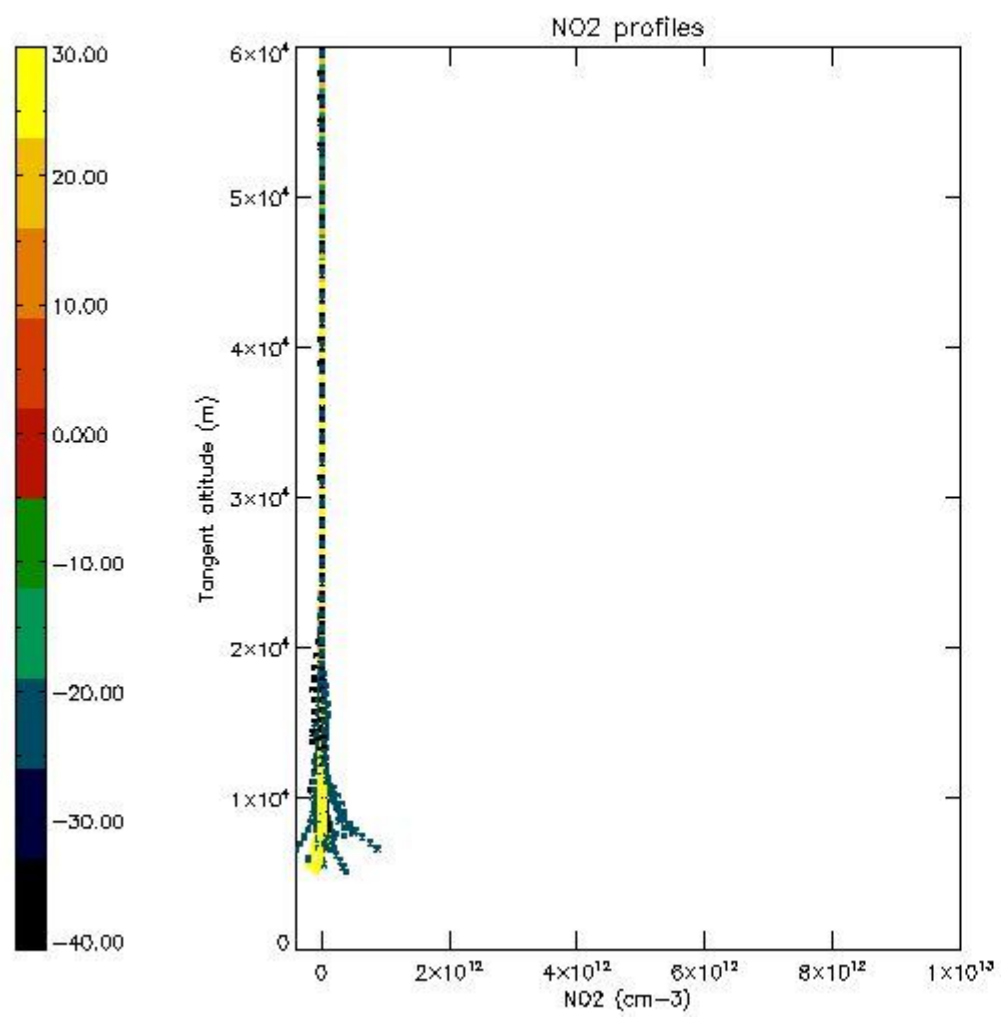
5.5 Plot ozone profiles where STD < 5% (dark without errors)

The colorbar represents the latitude.



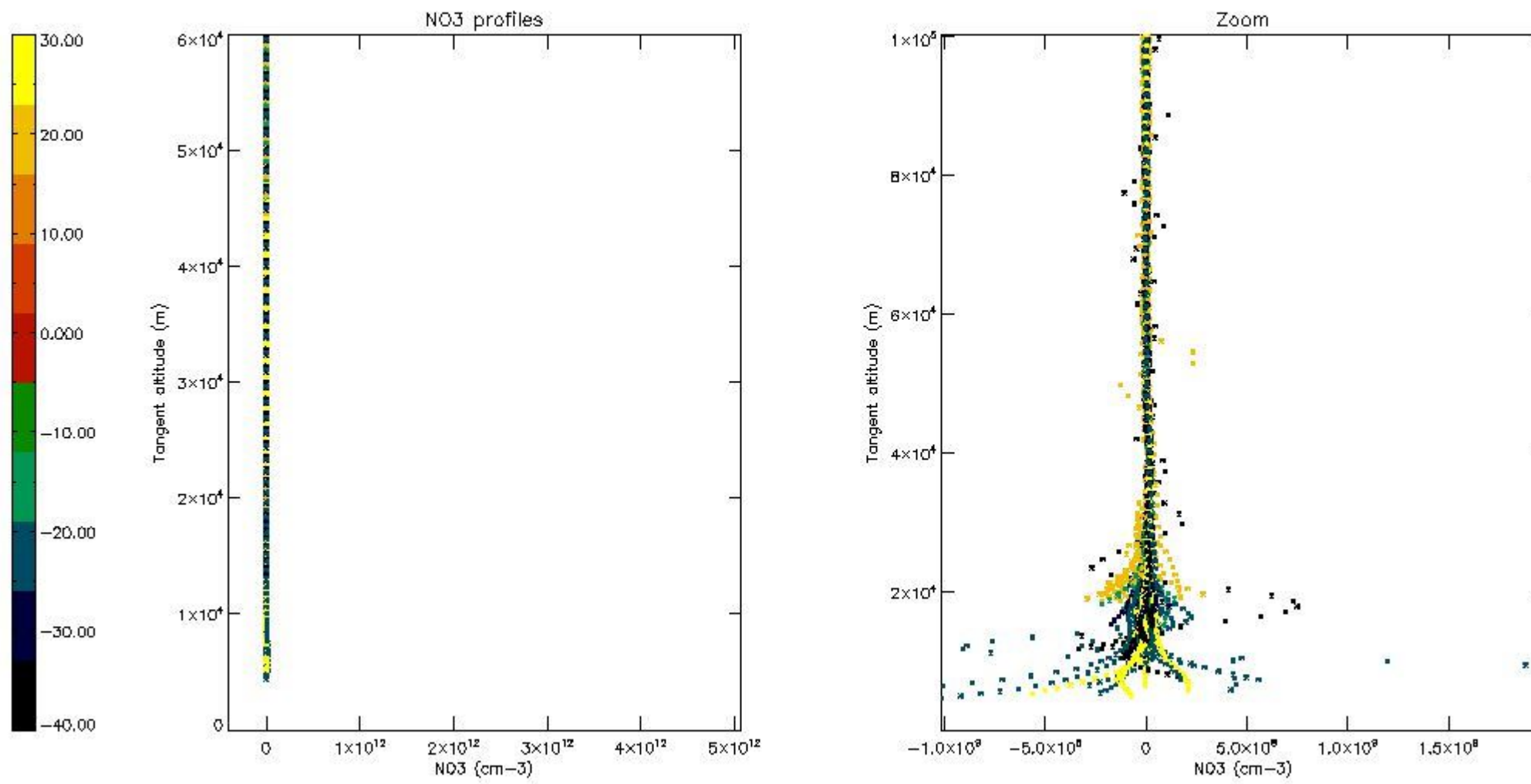
5.6 Plot NO₂ profiles for all STD (dark without errors)

The colorbar represents the latitude.



5.7 Plot NO3 profiles for all STD (dark without errors)

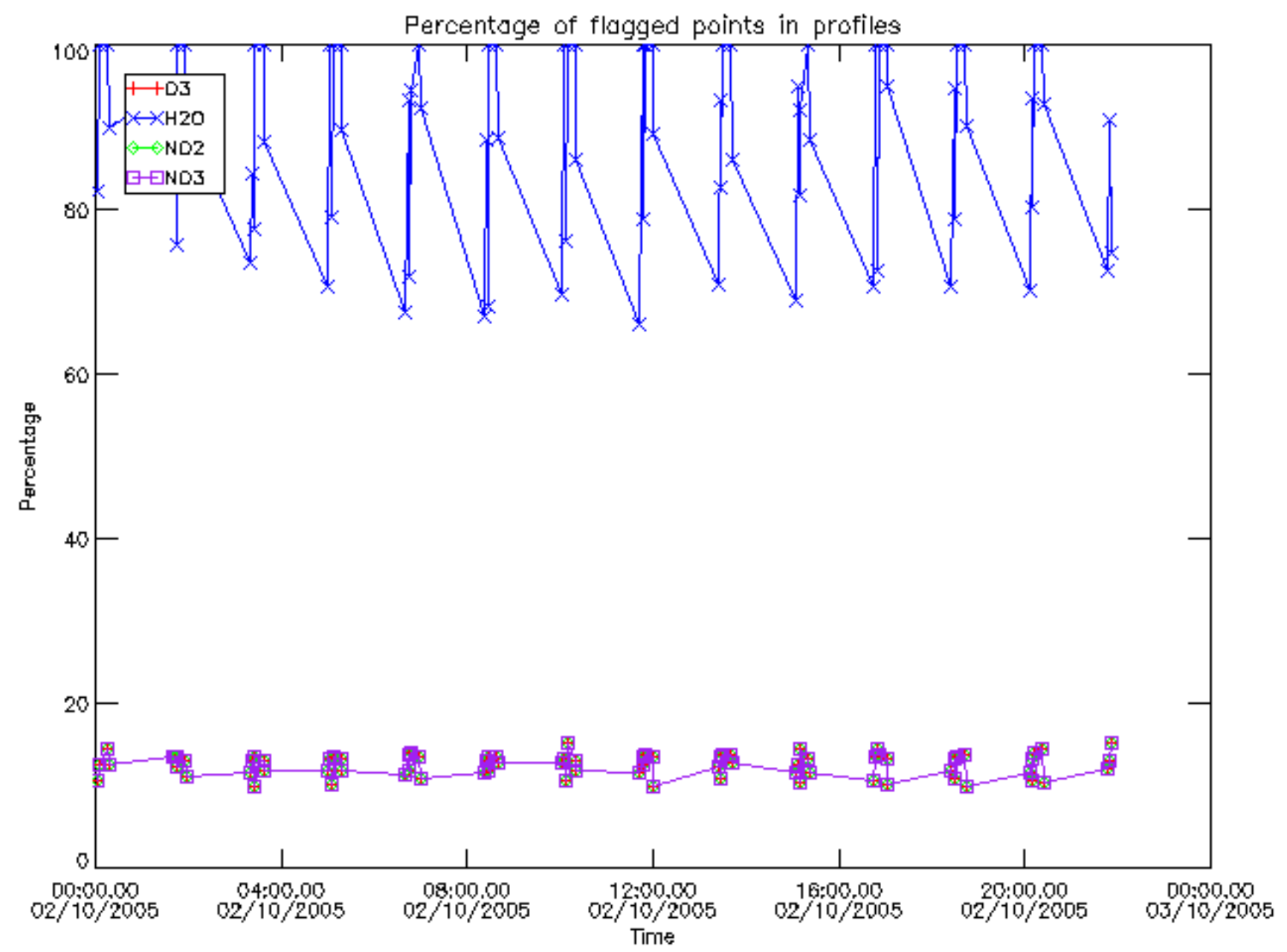
The colorbar represents the latitude.



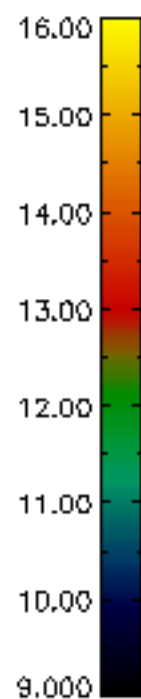
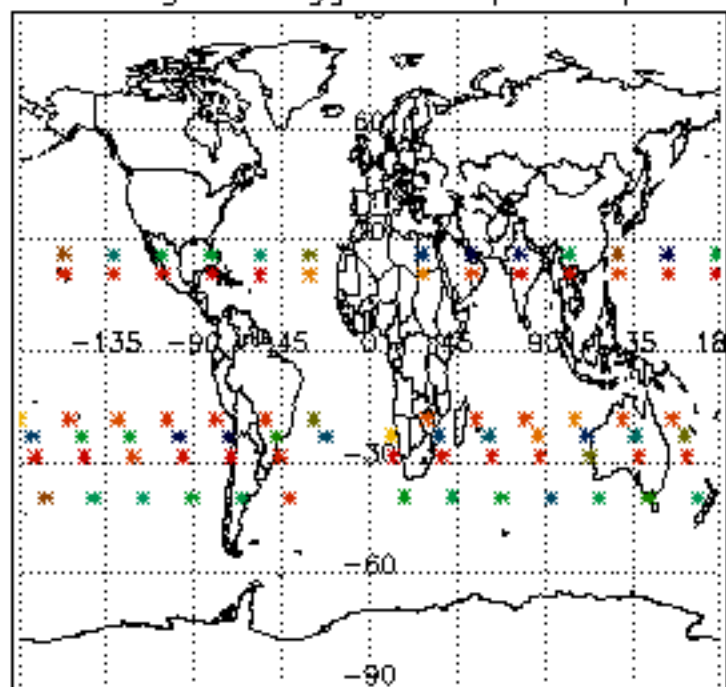
6. Auxiliary Data Files used for the production reported in section 2

The number reported in the third column indicates since which file (see list in section 2) the corresponding auxiliary file has been used. The fourth column is the date of those product files.

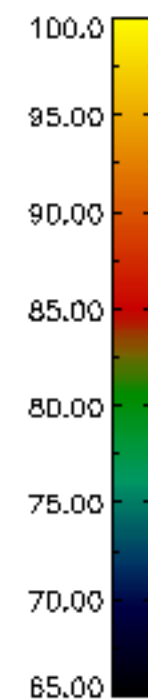
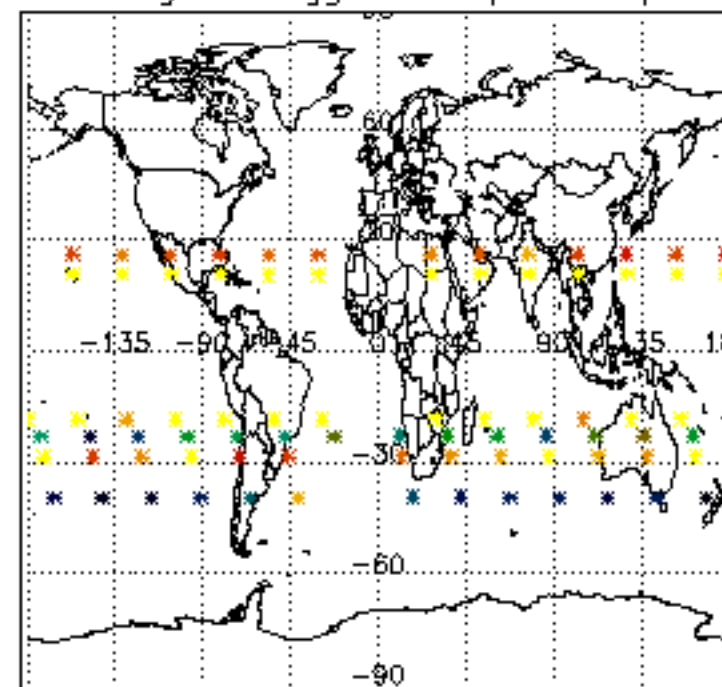
Type	Auxiliary Filename	Used since product	Used since product date
INST_PHYS_CHARACTERISTICS	GOM_INS_AXVIEC20091111_143220_20030716_120000_20500101_000000	1	02-OCT-2005 00:03:20
LEVEL-2_PROC_CONFIG	GOM_PR2_AXVIEC20091111_152718_20020301_000000_20500101_000000	1	02-OCT-2005 00:03:20
CROSS_SECTIONS_FILE	GOM_CRS_AXVIEC20091111_154832_20020301_000000_20500101_000000	1	02-OCT-2005 00:03:20



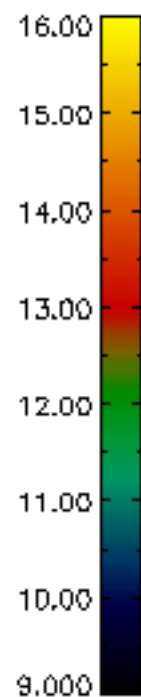
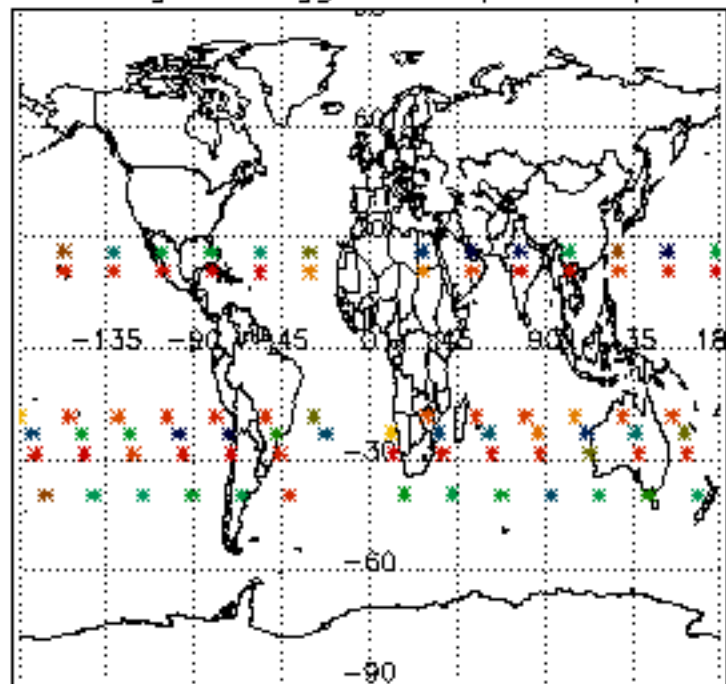
Percentage of flagged data per D3 profile



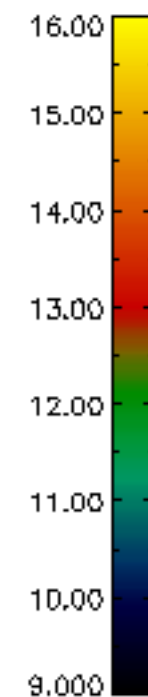
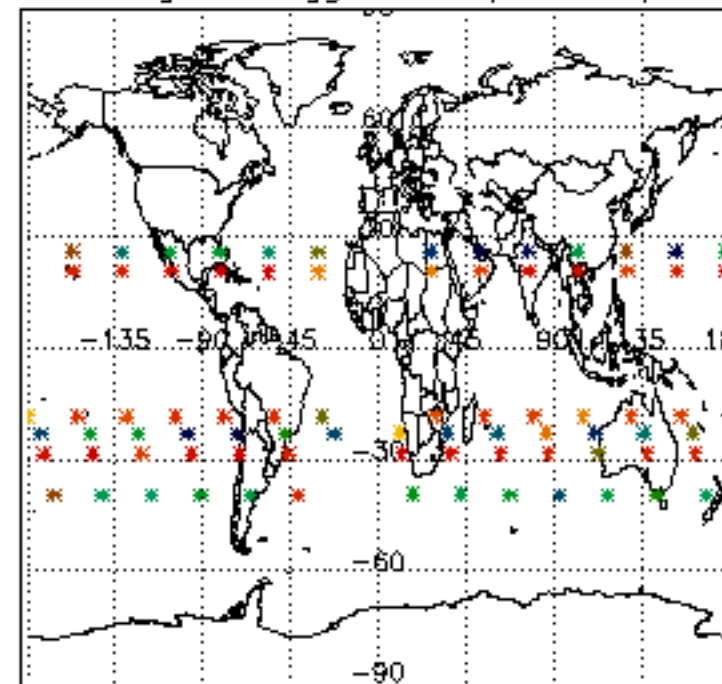
Percentage of flagged data per H2O profile

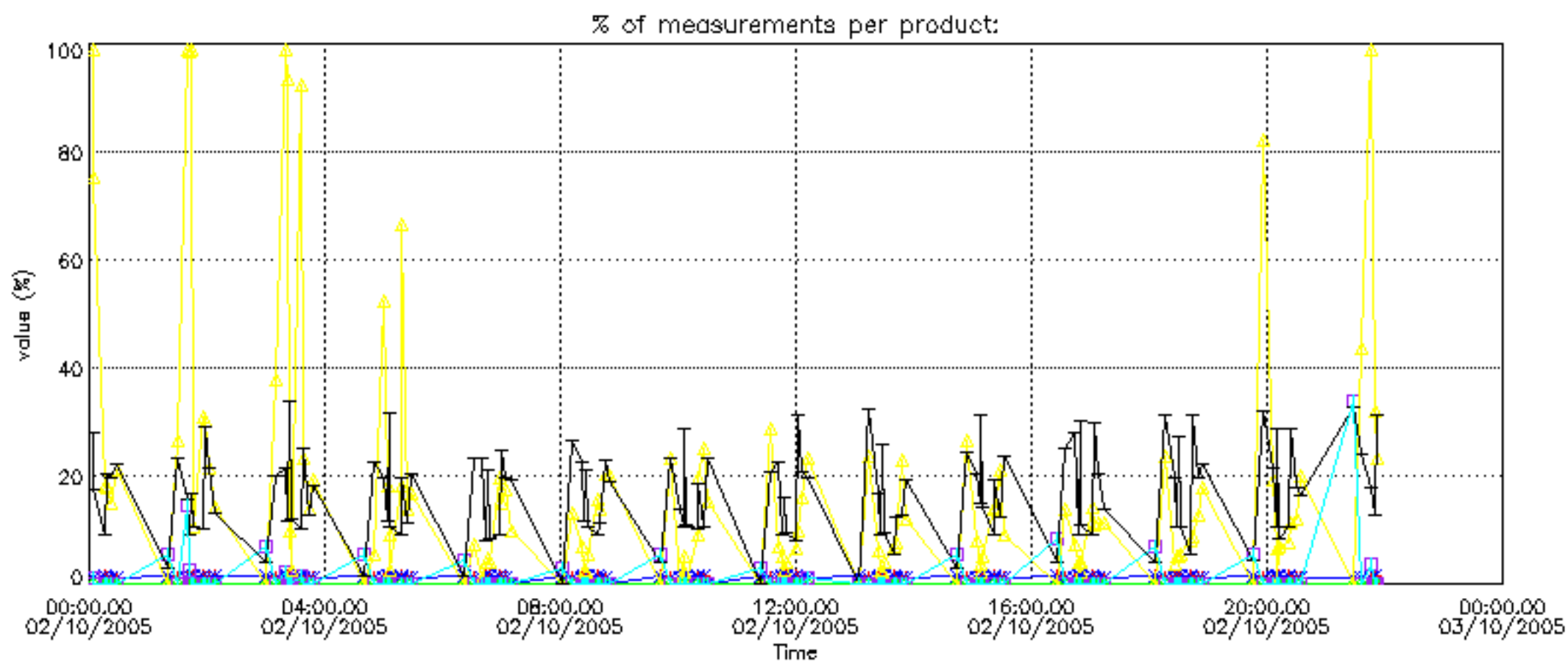


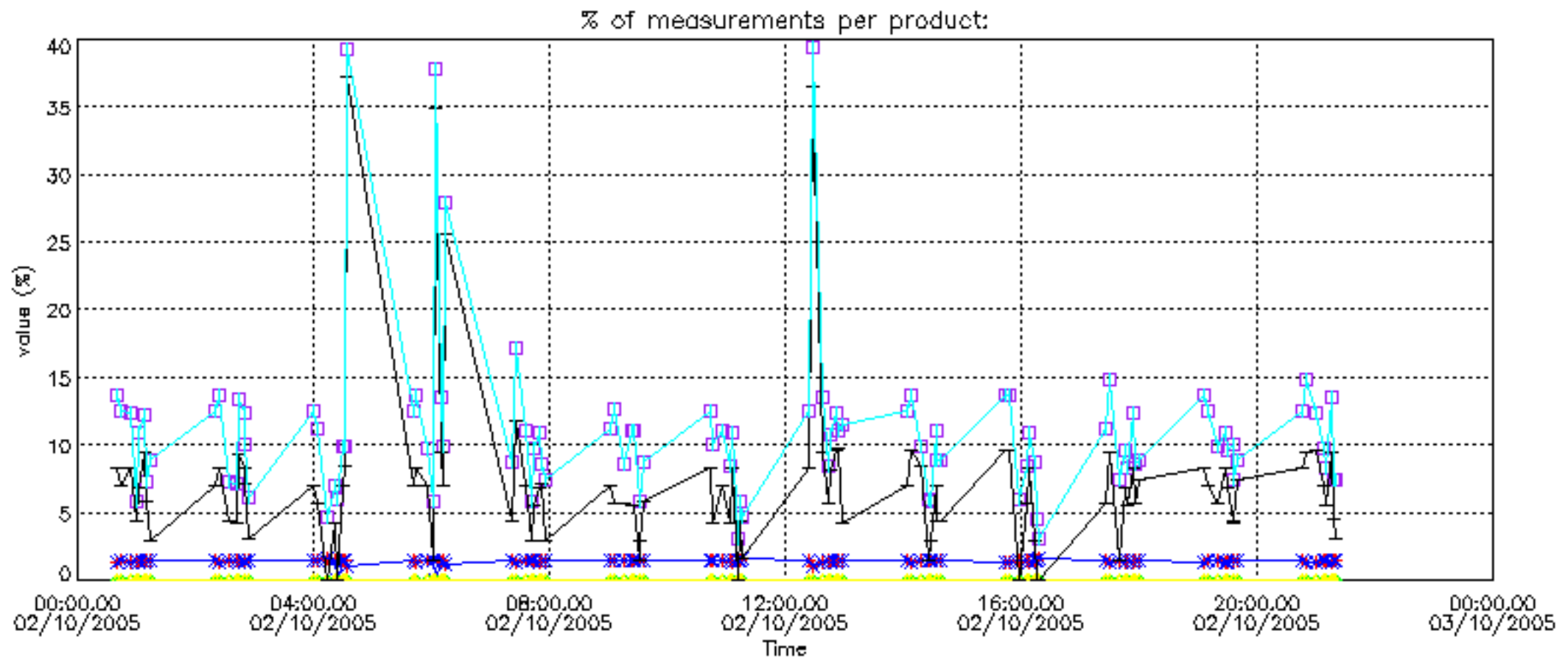
Percentage of flagged data per NO2 profile



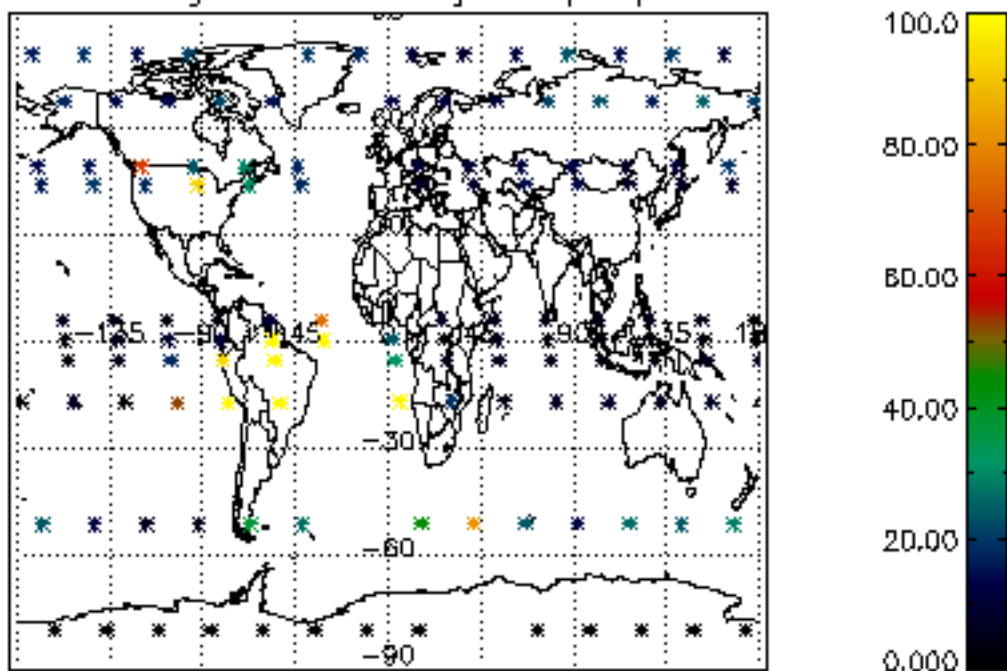
Percentage of flagged data per NO3 profile



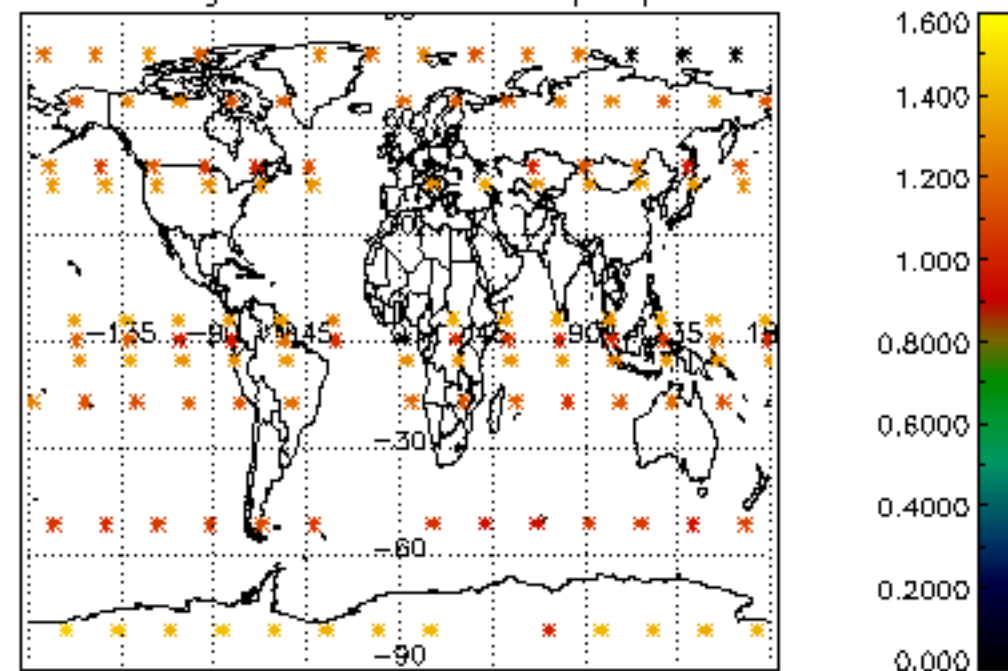




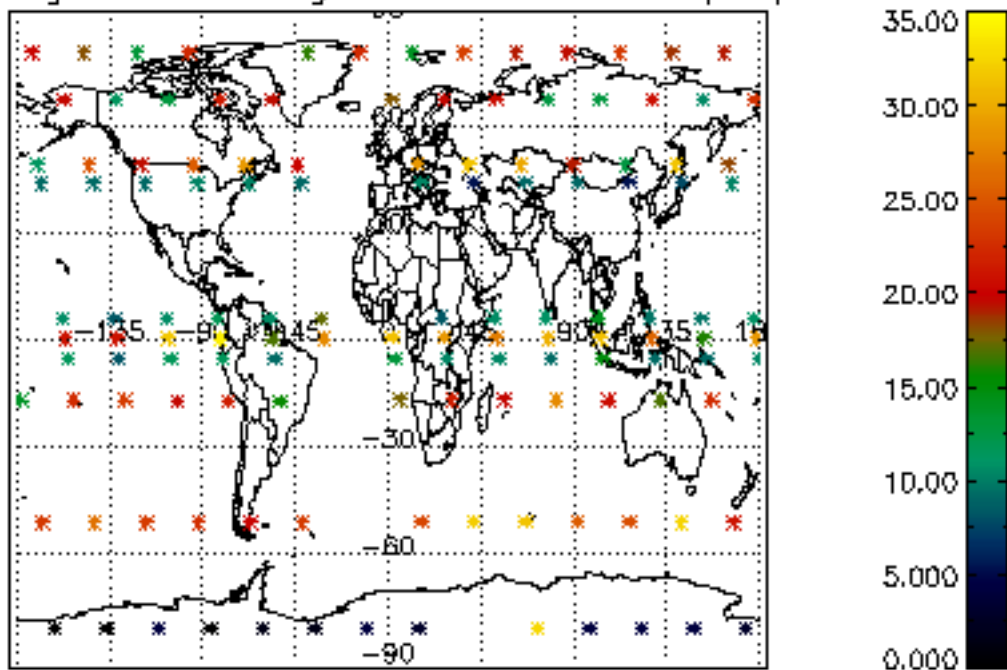
Percentage of cosmic ray hits per profile



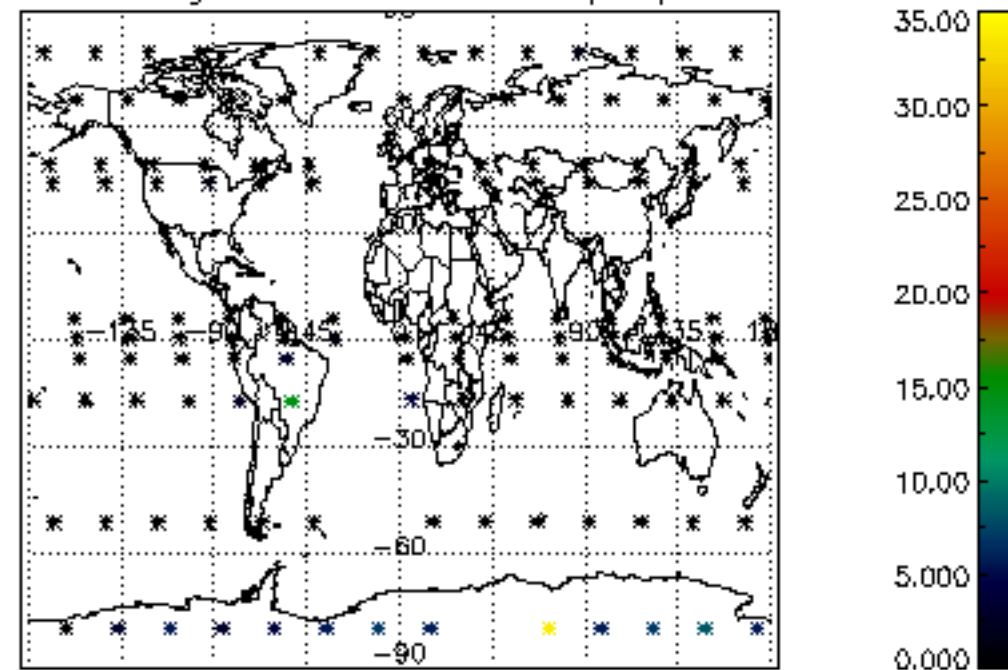
Percentage of datation errors per profile



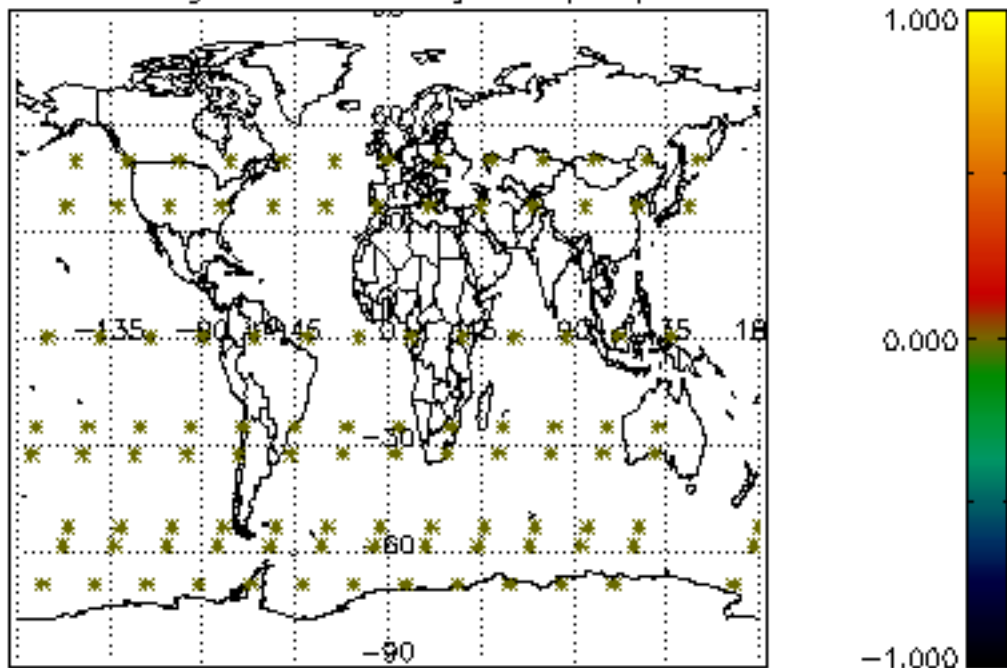
Percentage of star falling outside central band per profile



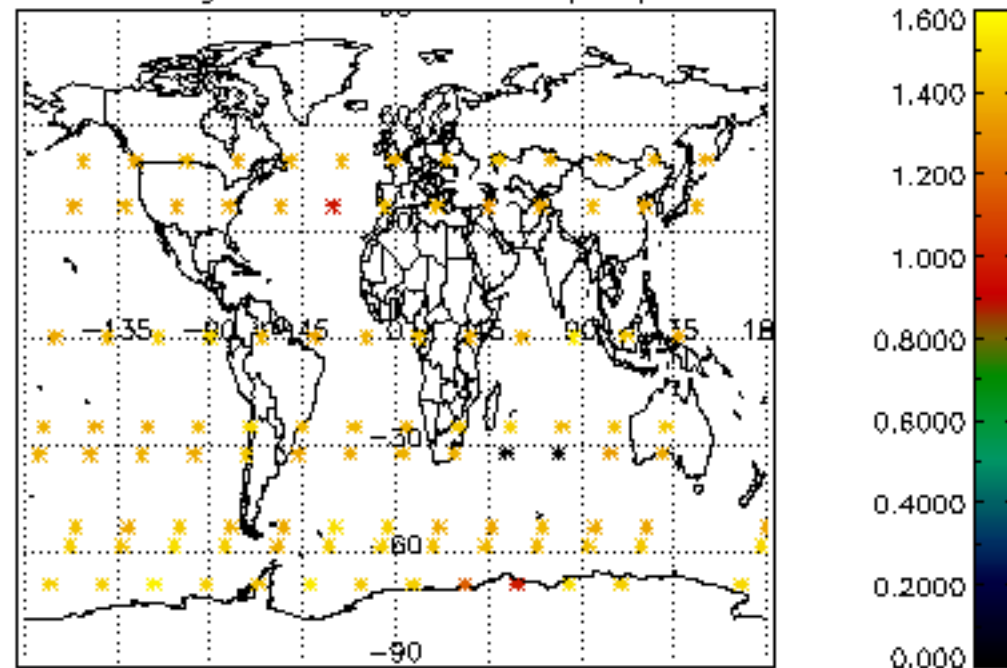
Percentage of saturation errors per profile



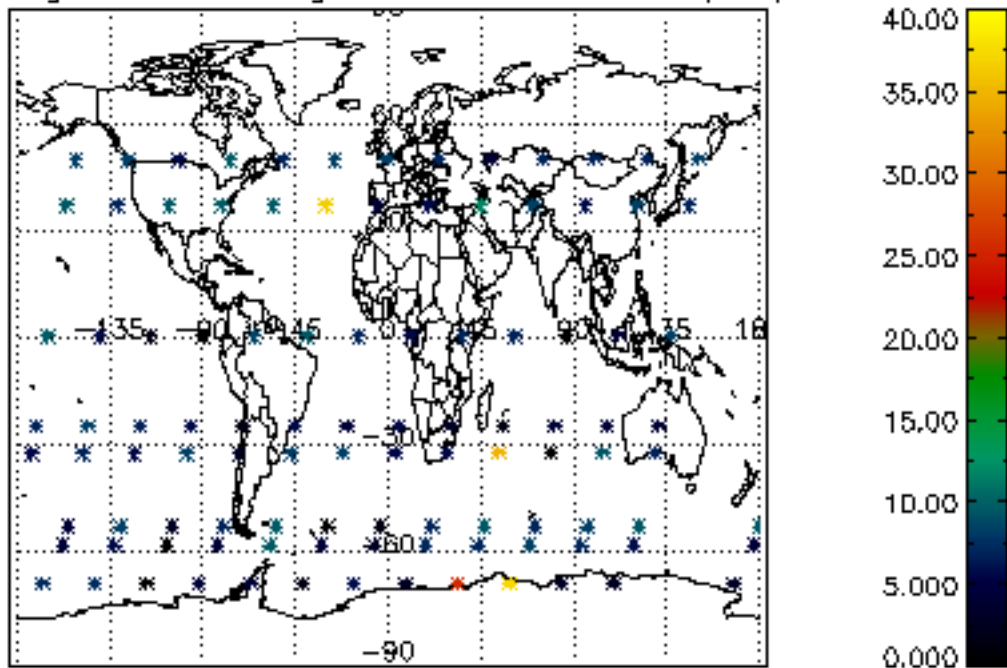
Percentage of cosmic ray hits per profile



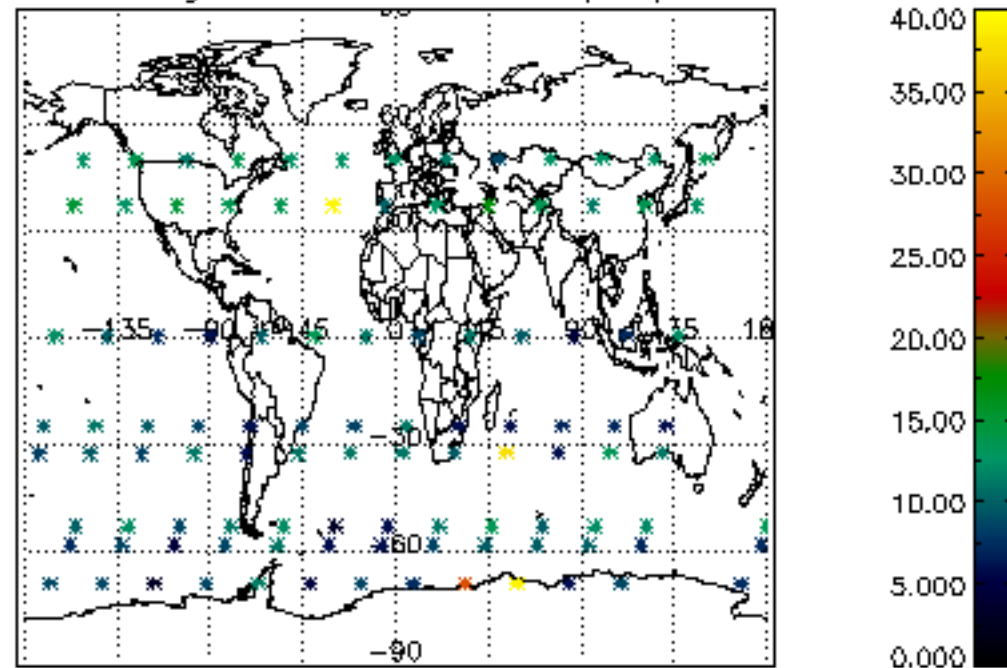
Percentage of datation errors per profile

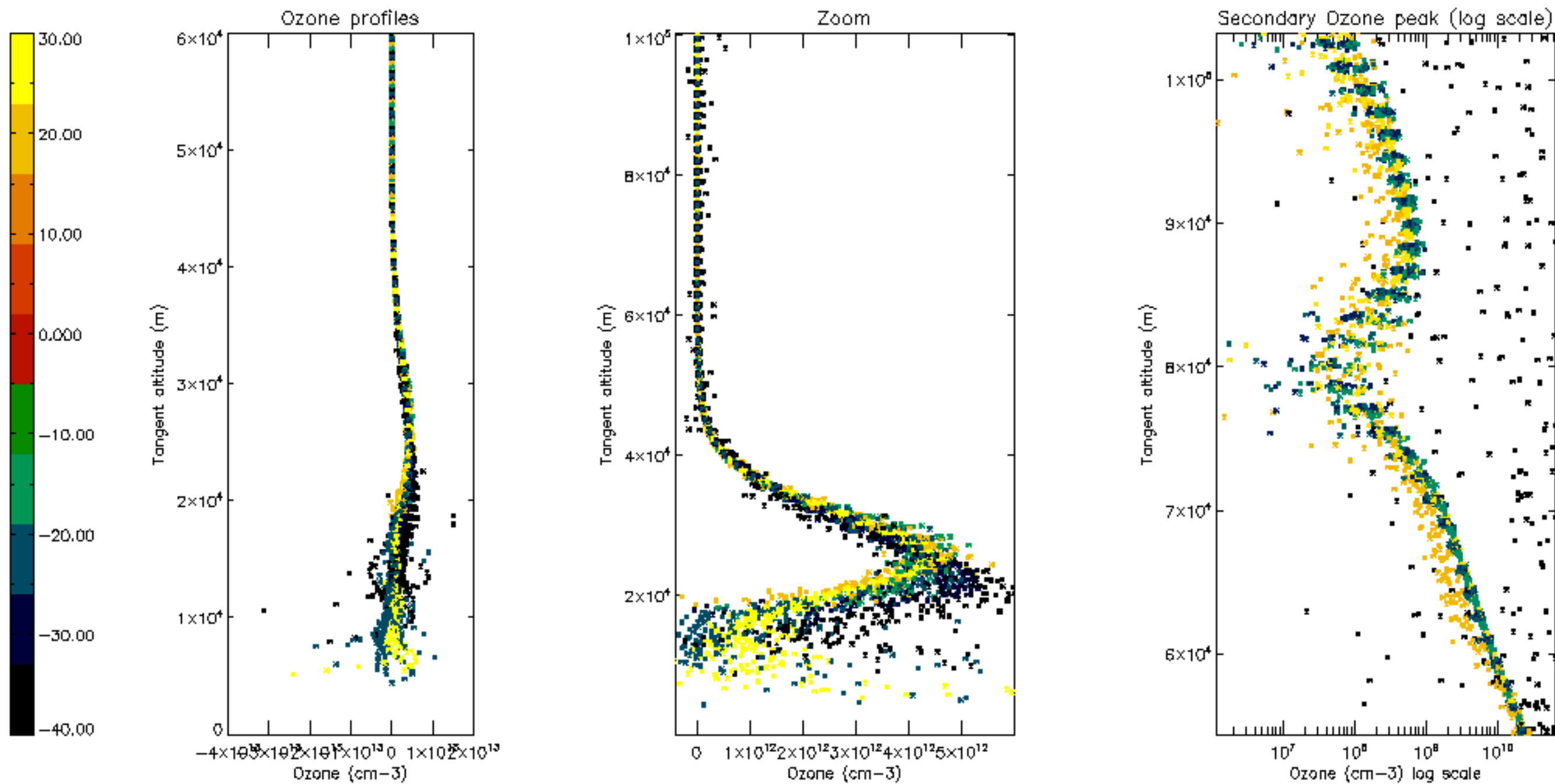


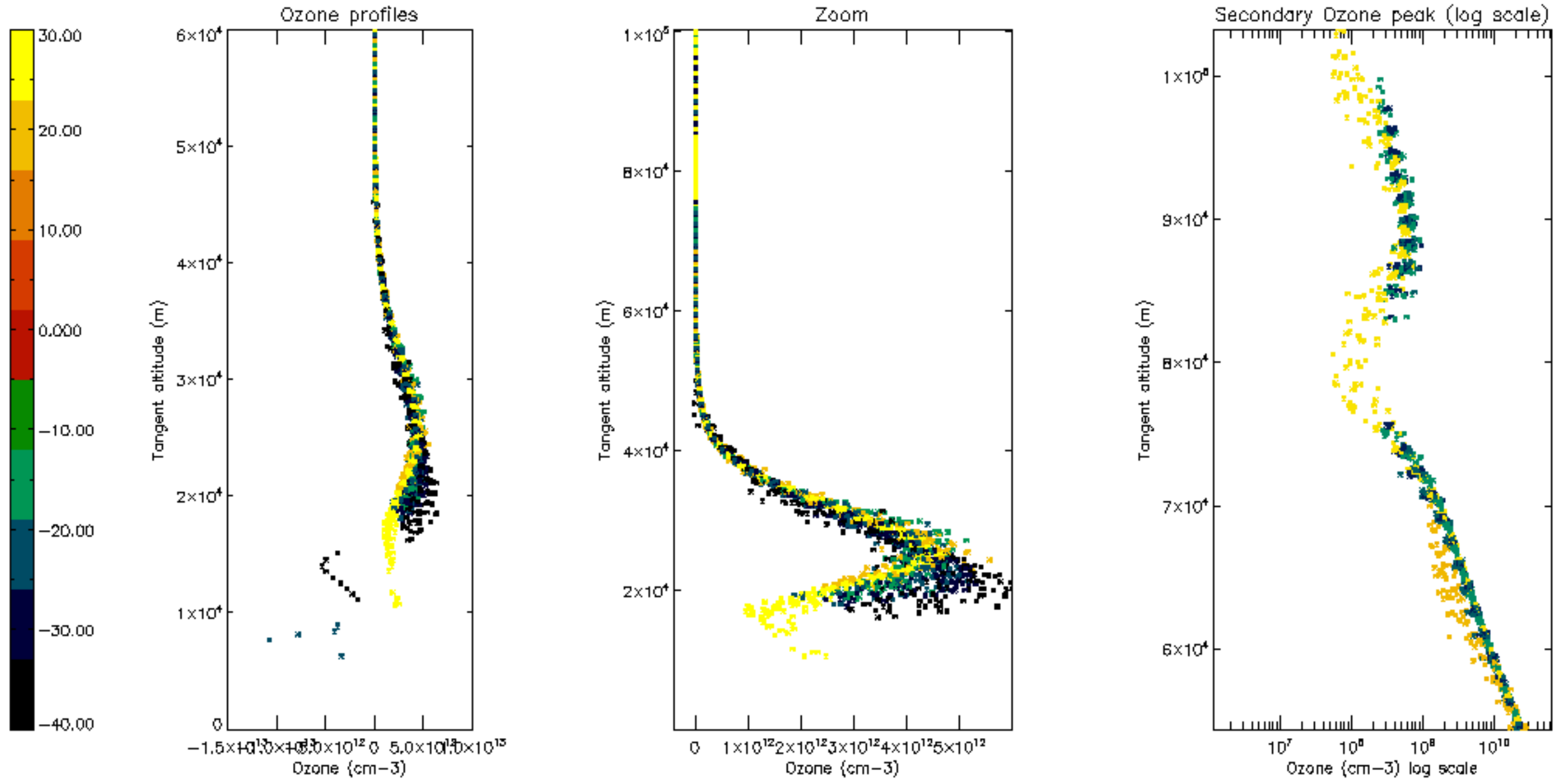
Percentage of star falling outside central band per profile

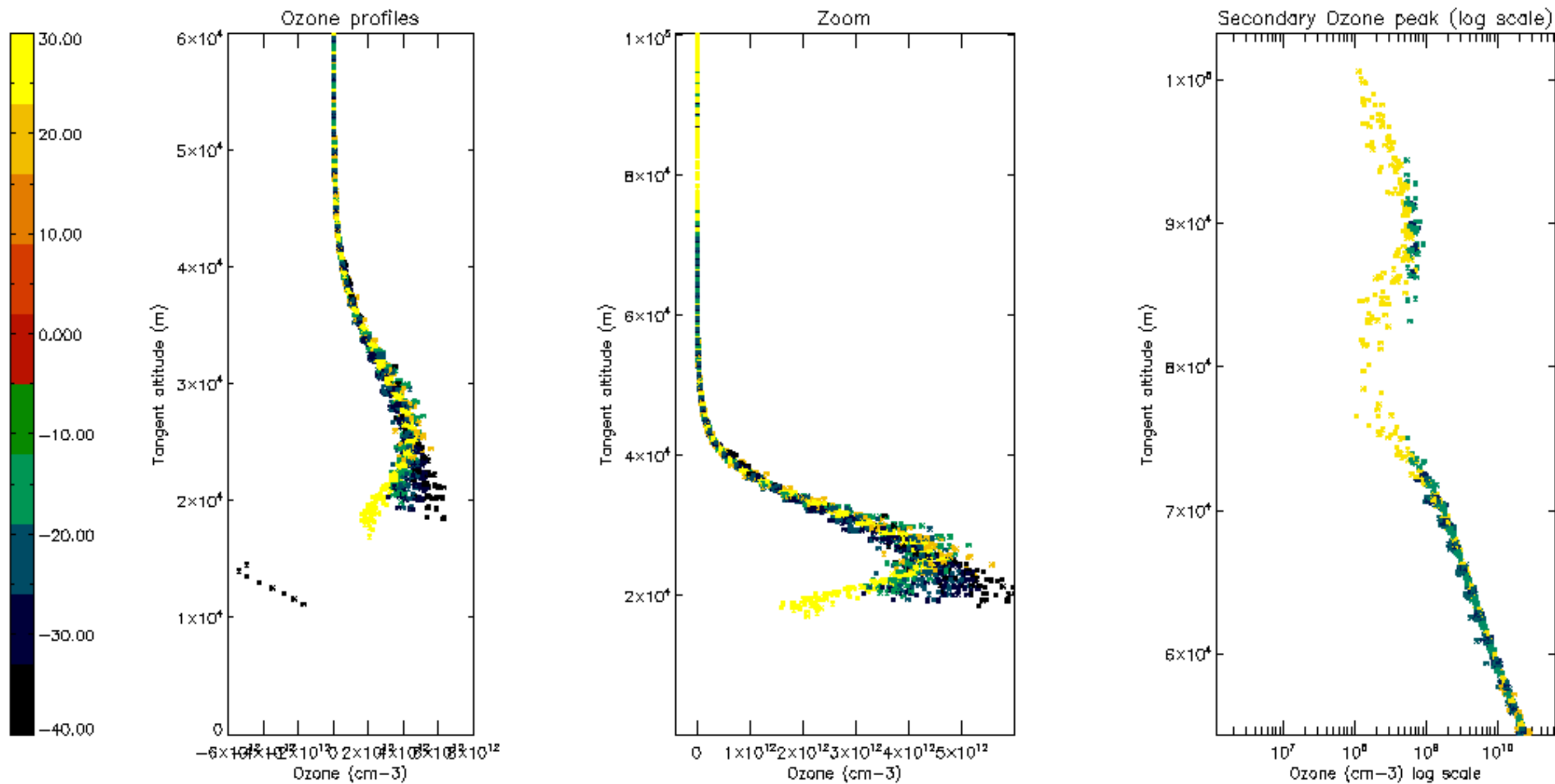


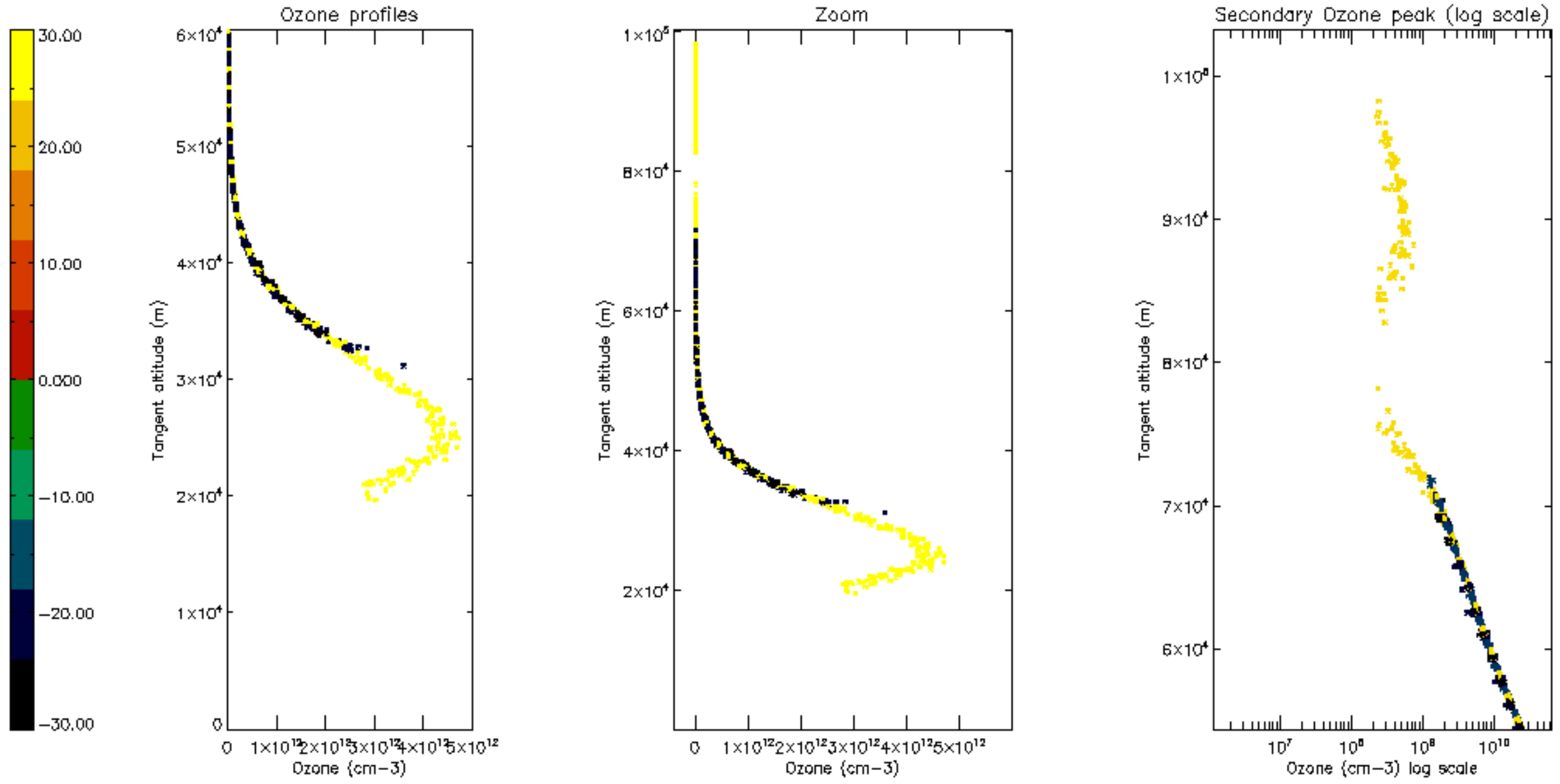
Percentage of saturation errors per profile

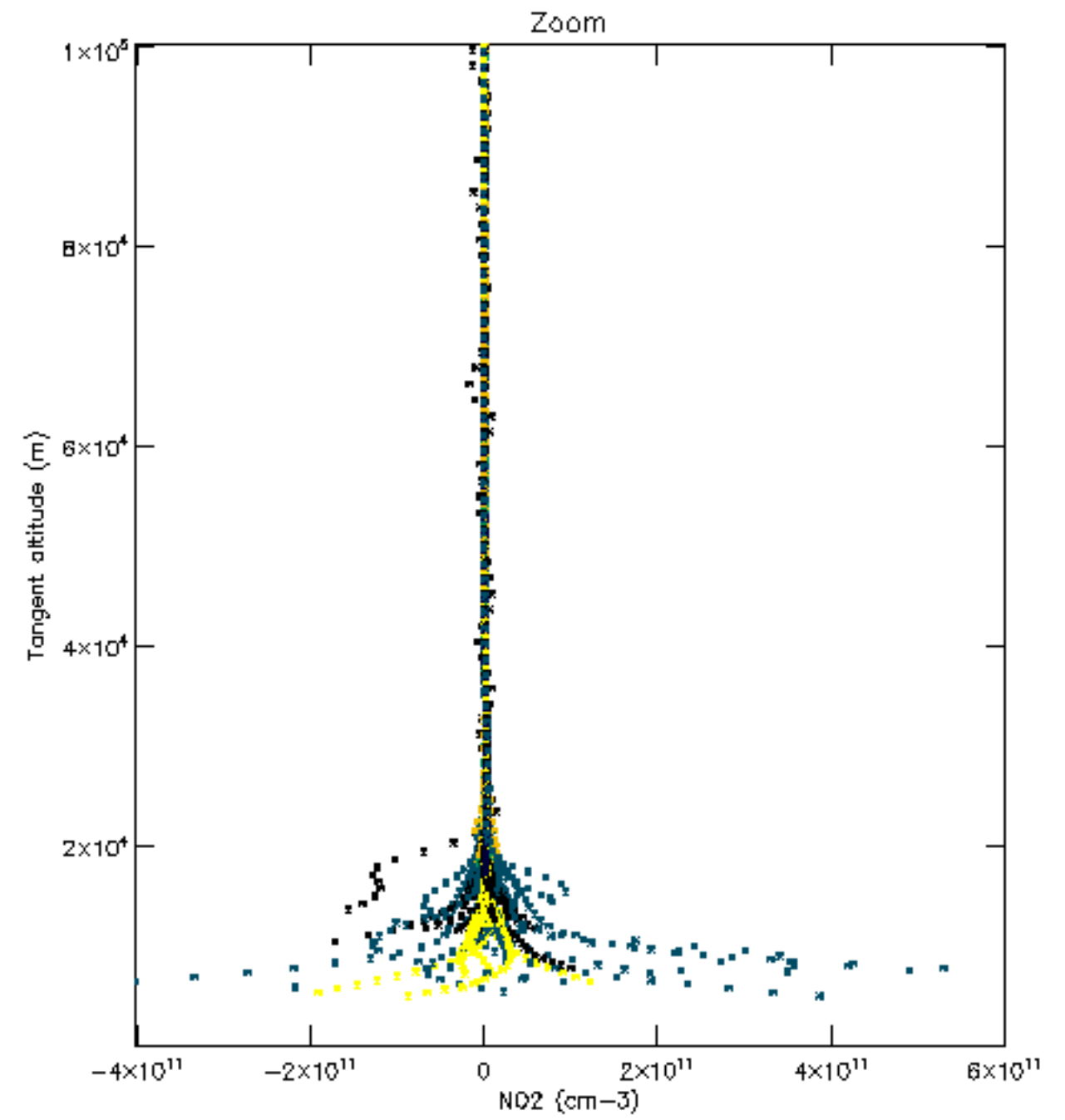
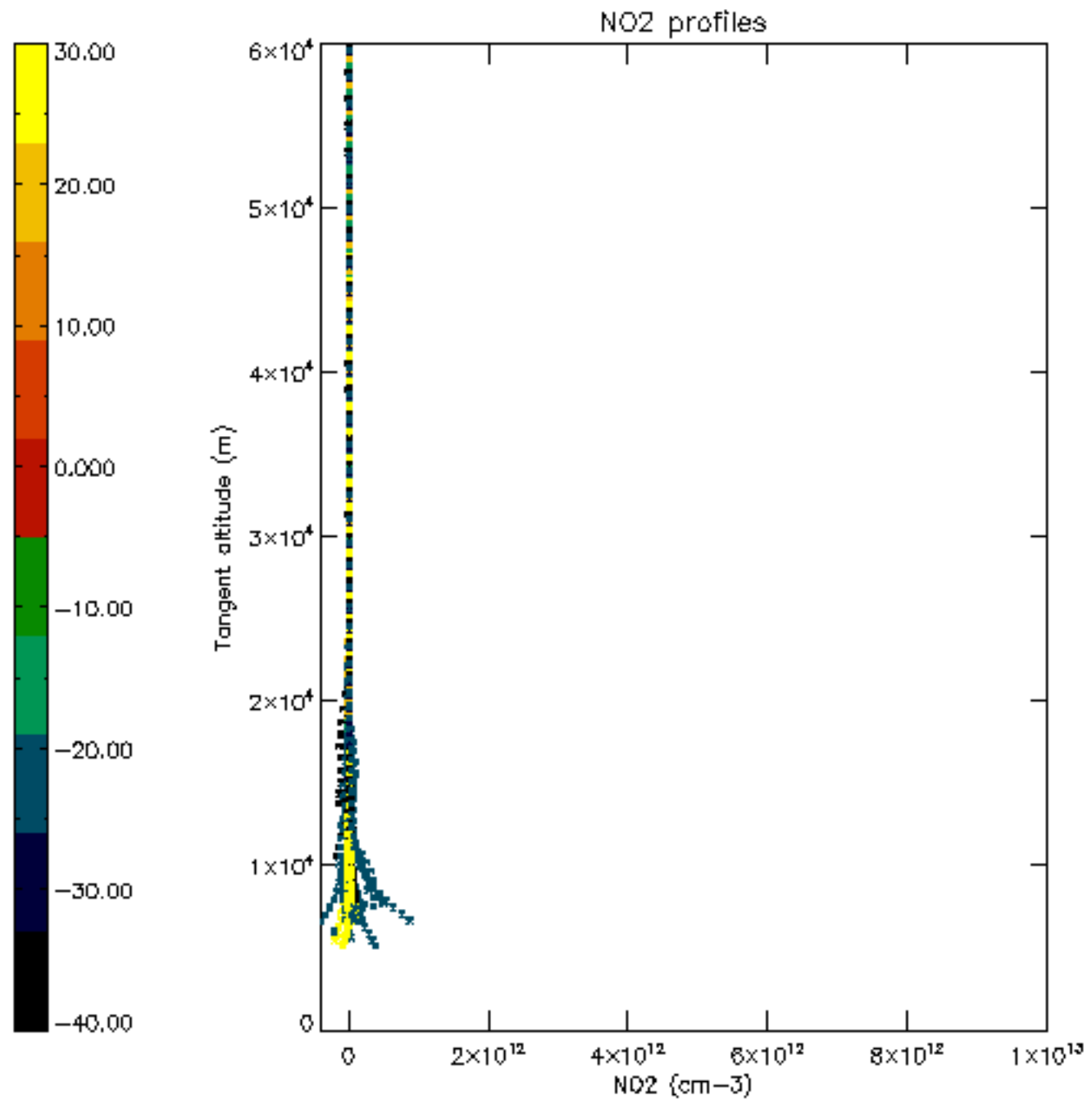


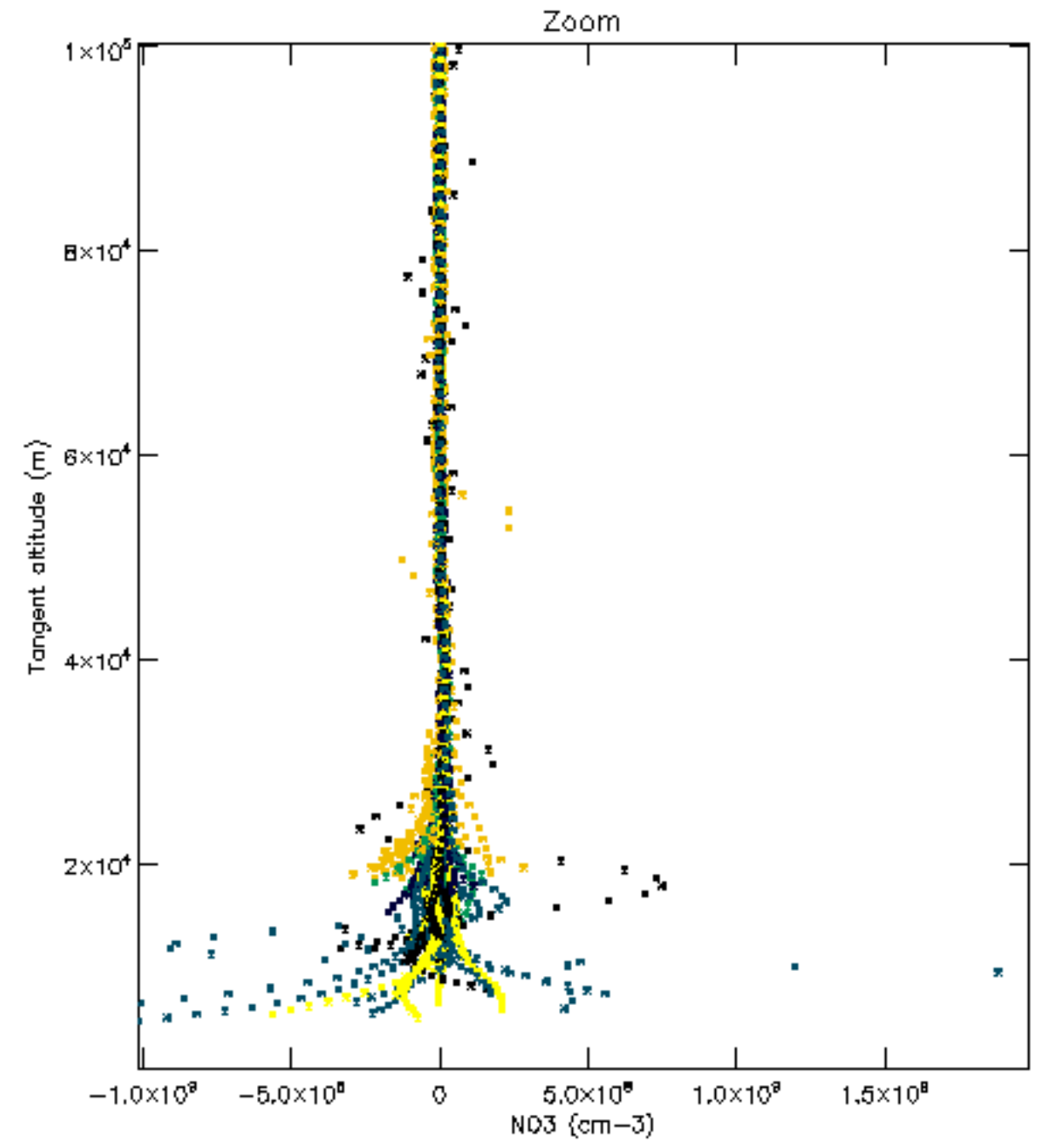
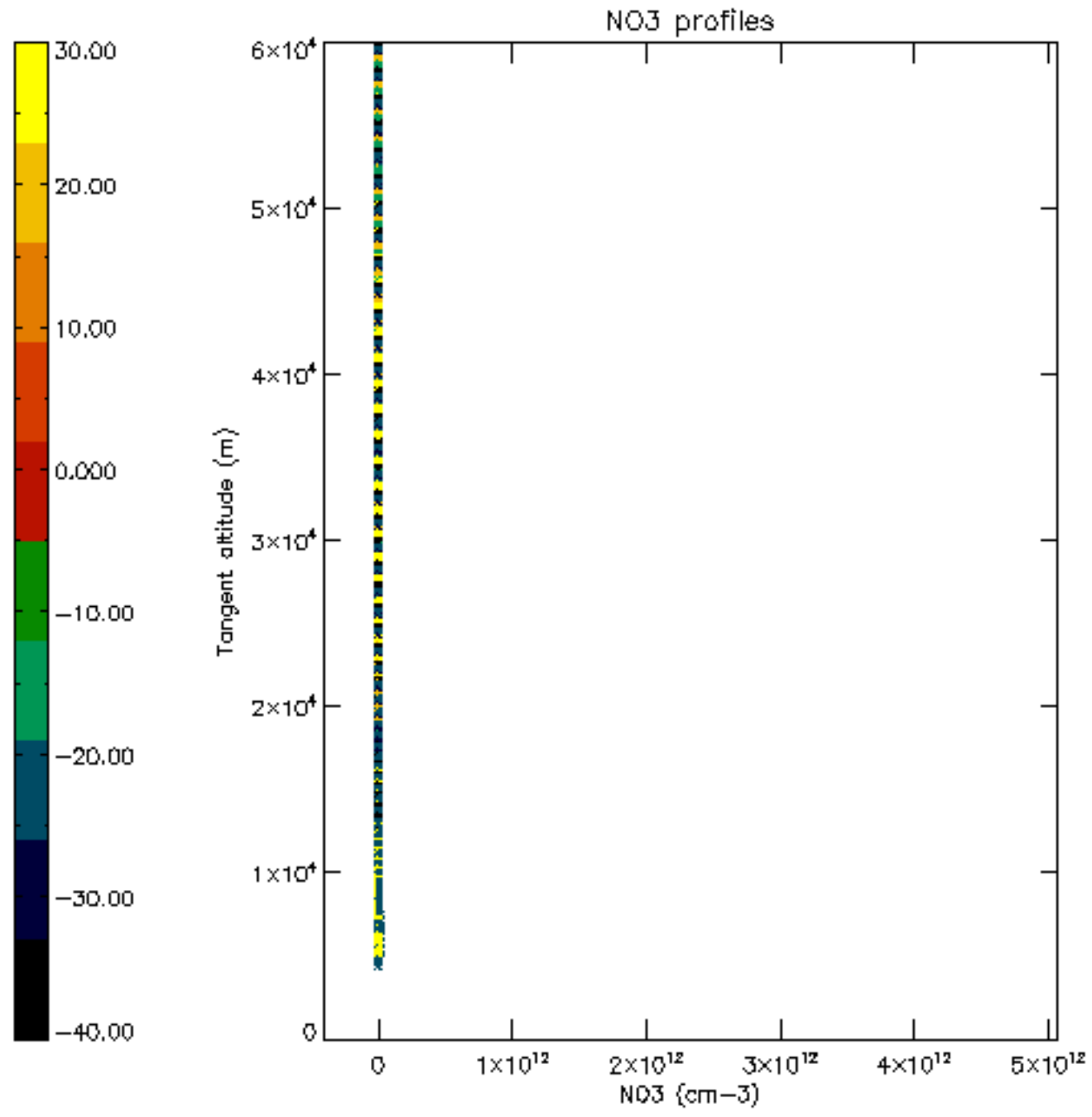


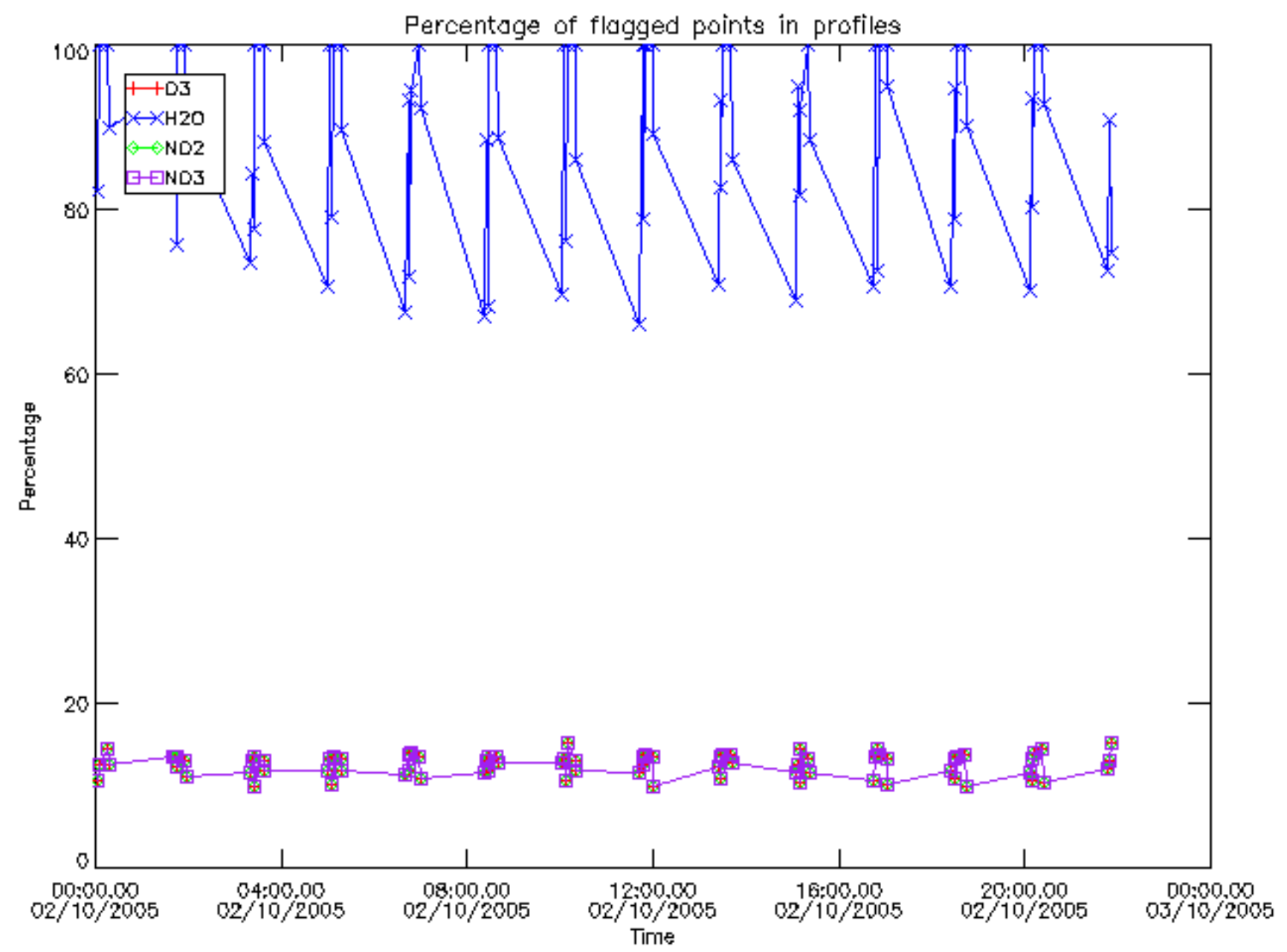




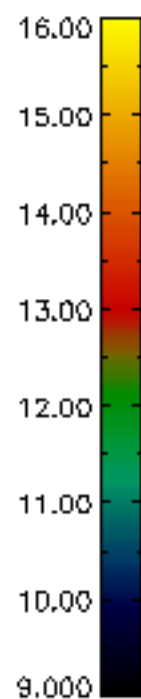
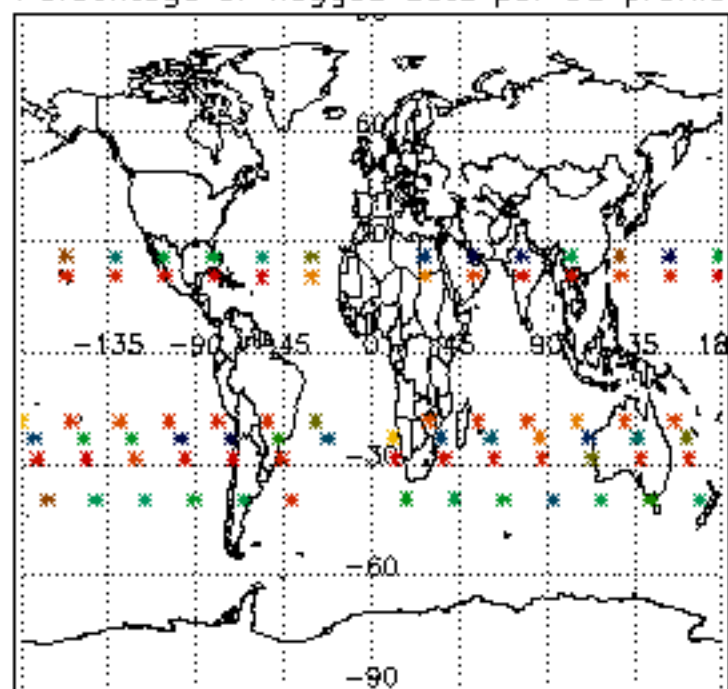




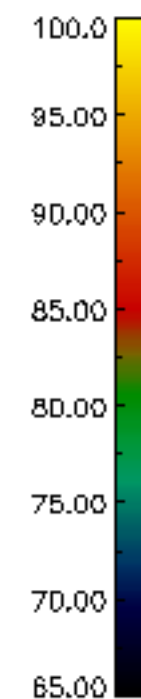
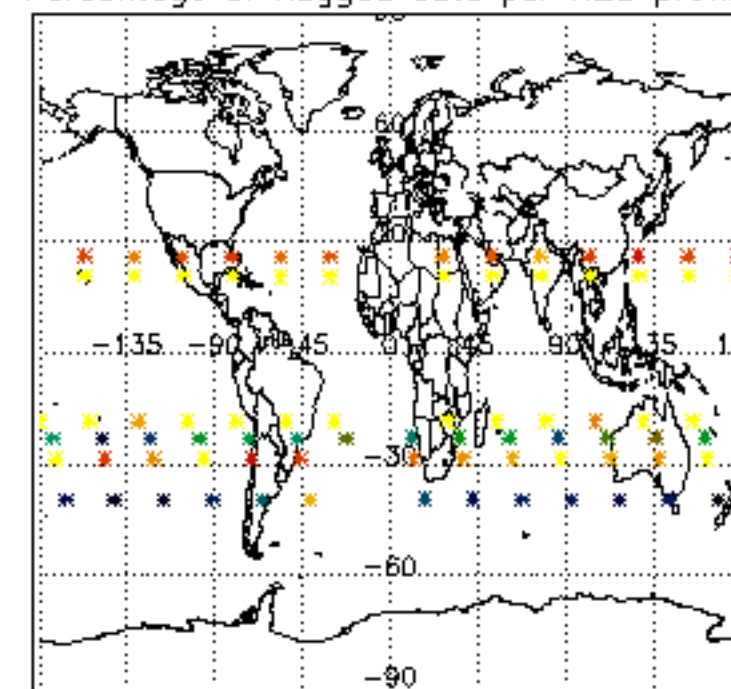




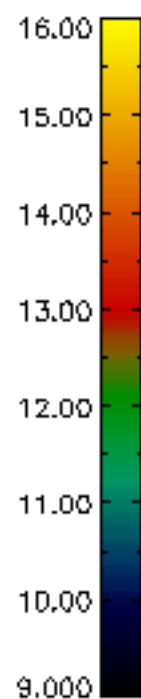
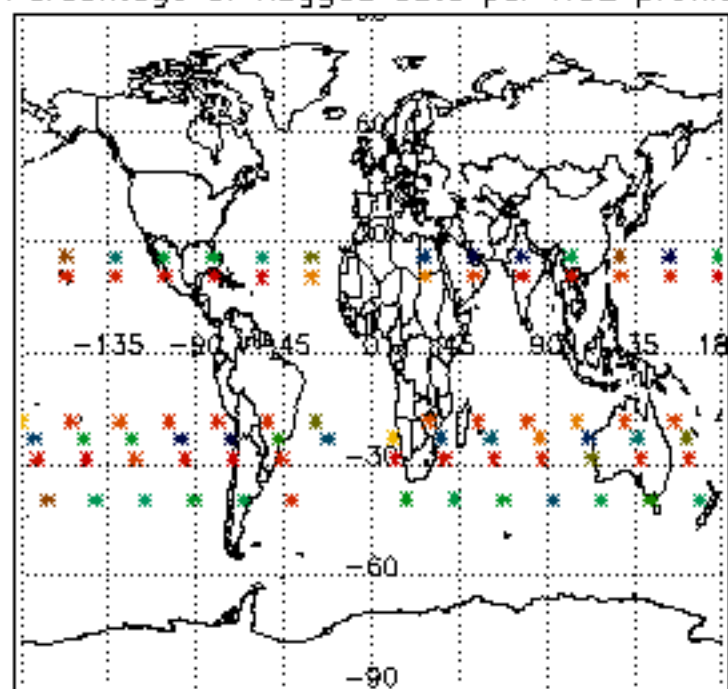
Percentage of flagged data per D3 profile



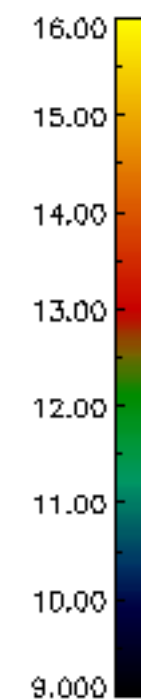
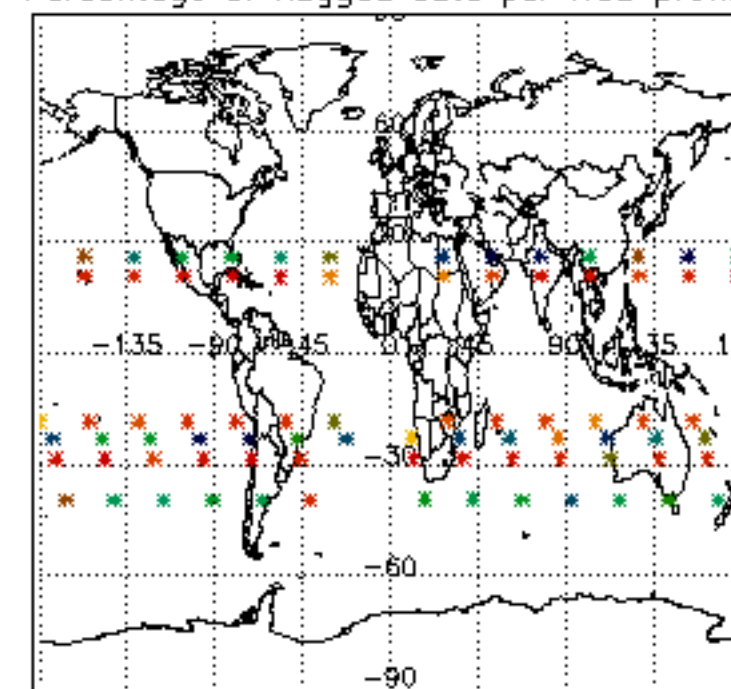
Percentage of flagged data per H2O profile

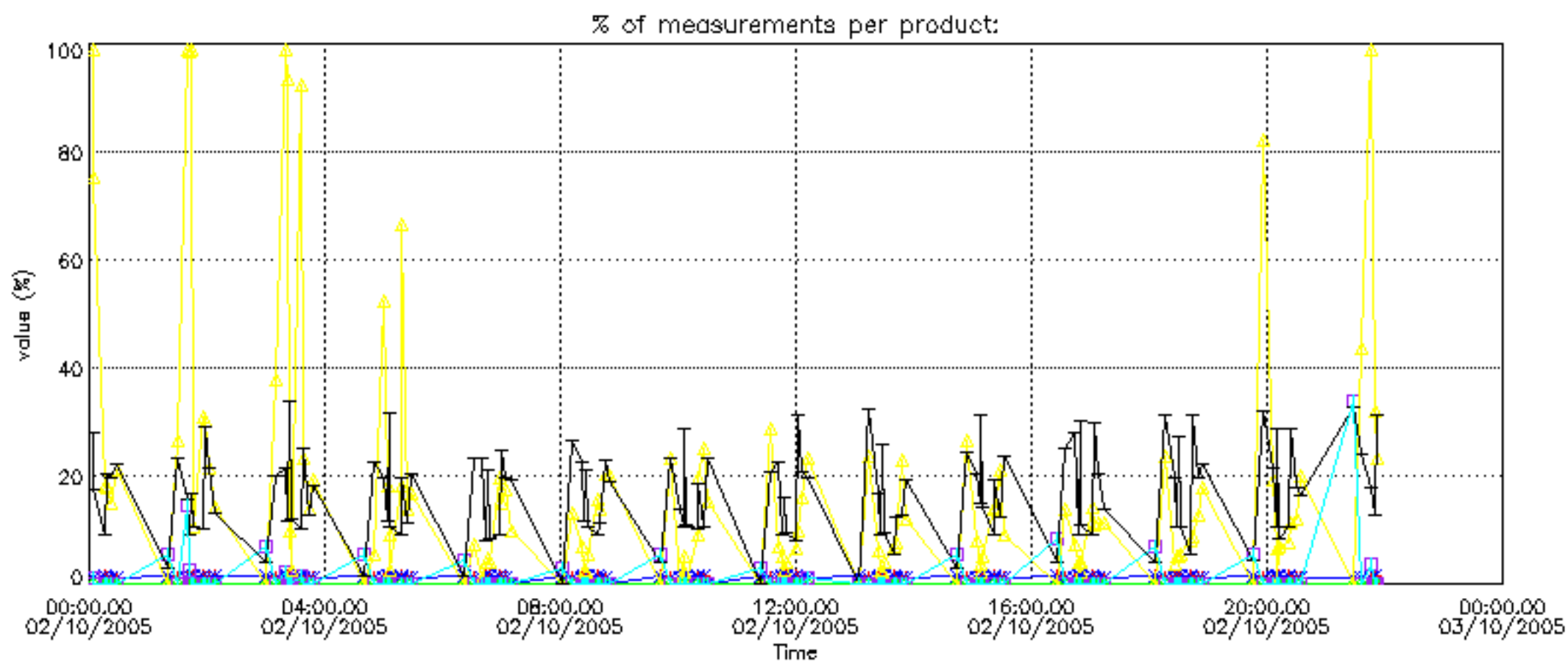


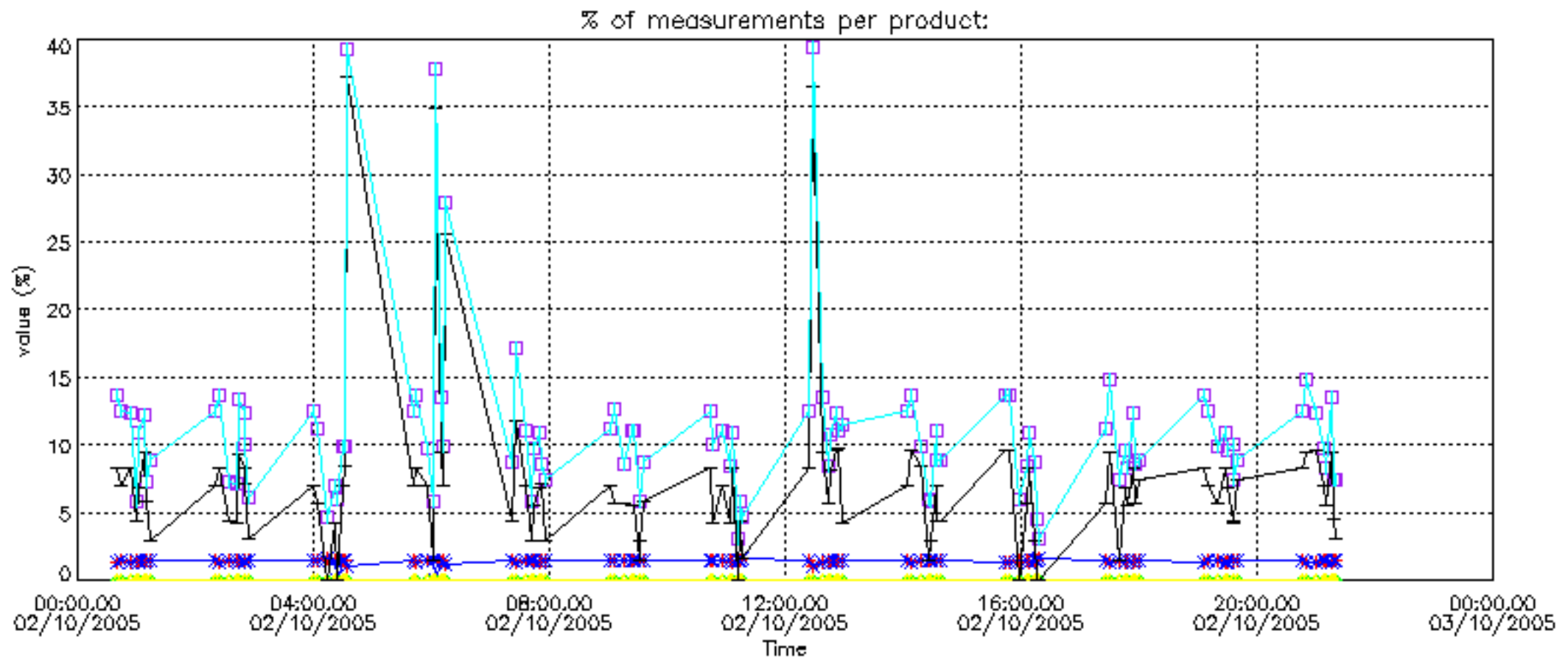
Percentage of flagged data per NO2 profile



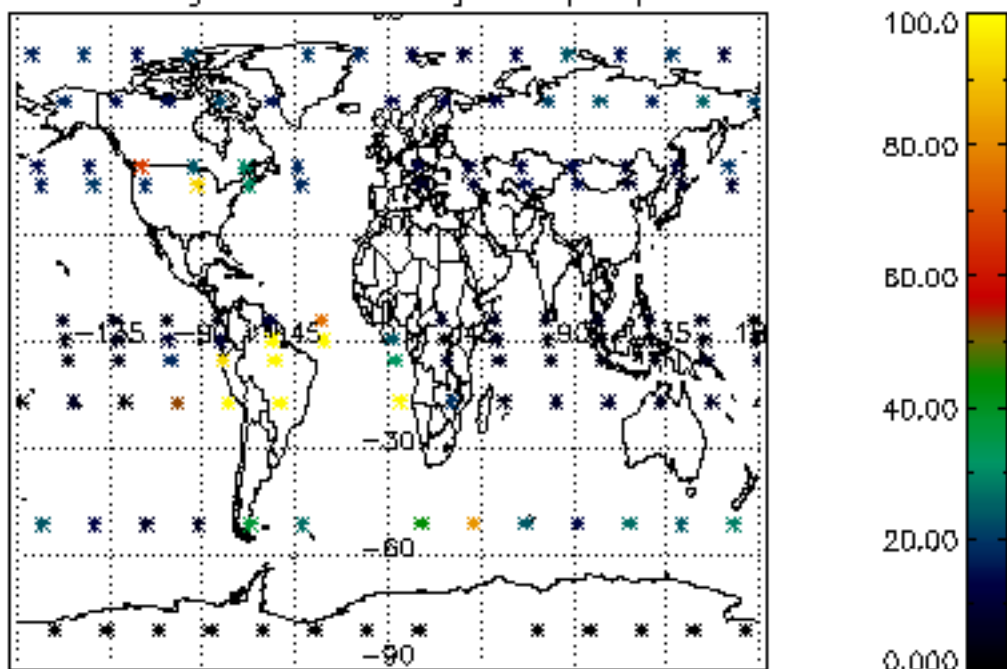
Percentage of flagged data per NO3 profile



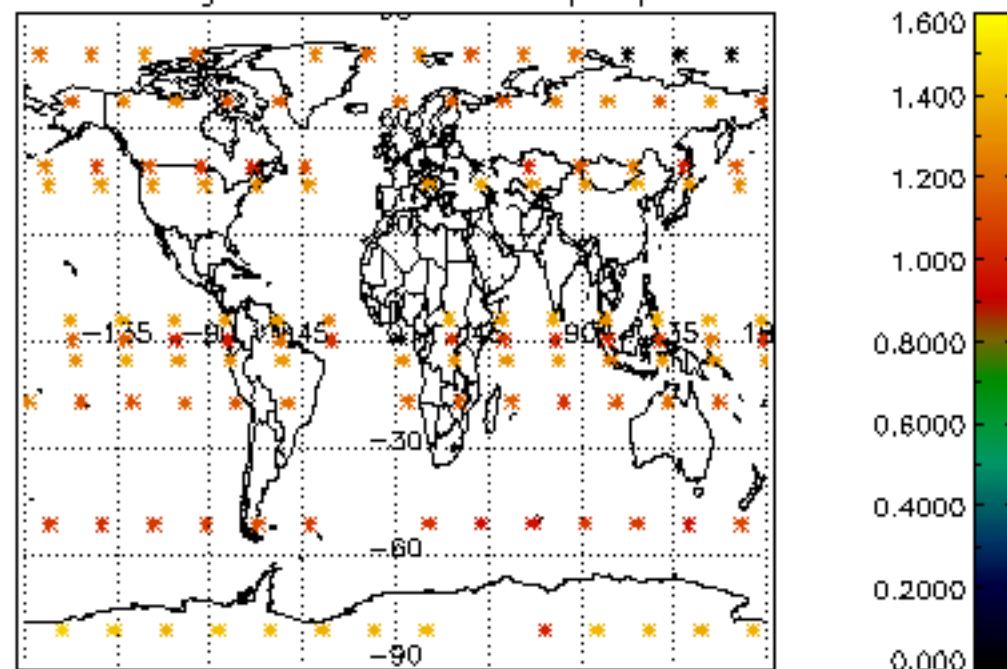




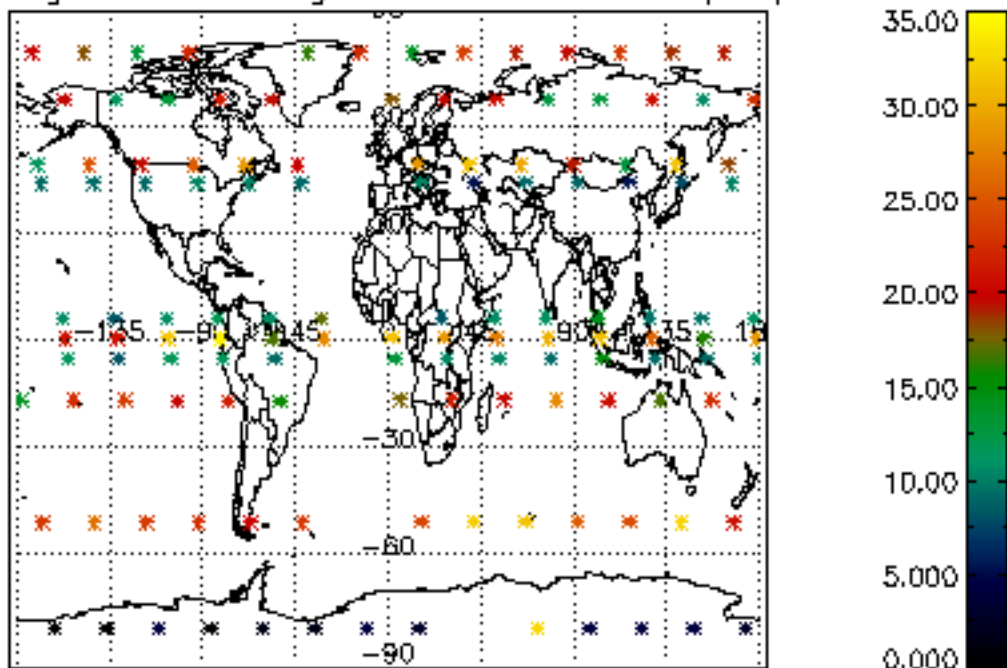
Percentage of cosmic ray hits per profile



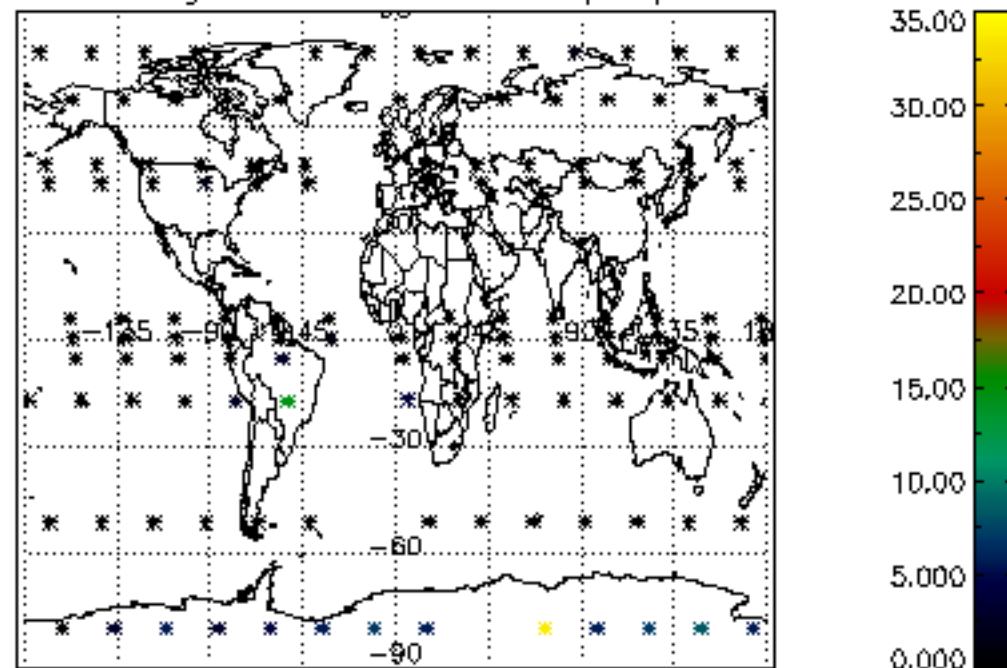
Percentage of datation errors per profile



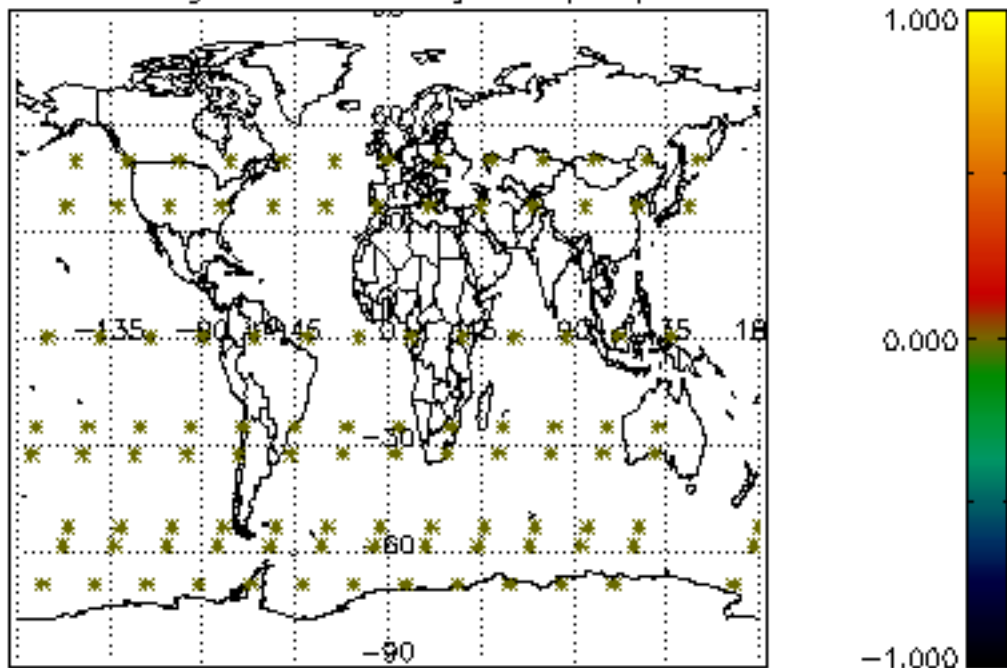
Percentage of star falling outside central band per profile



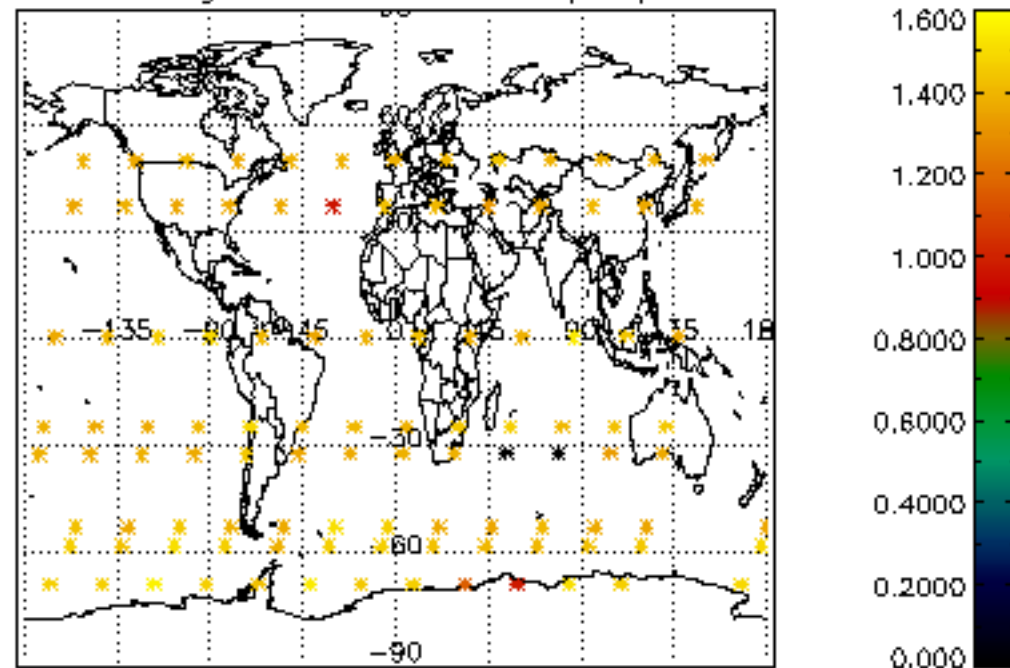
Percentage of saturation errors per profile



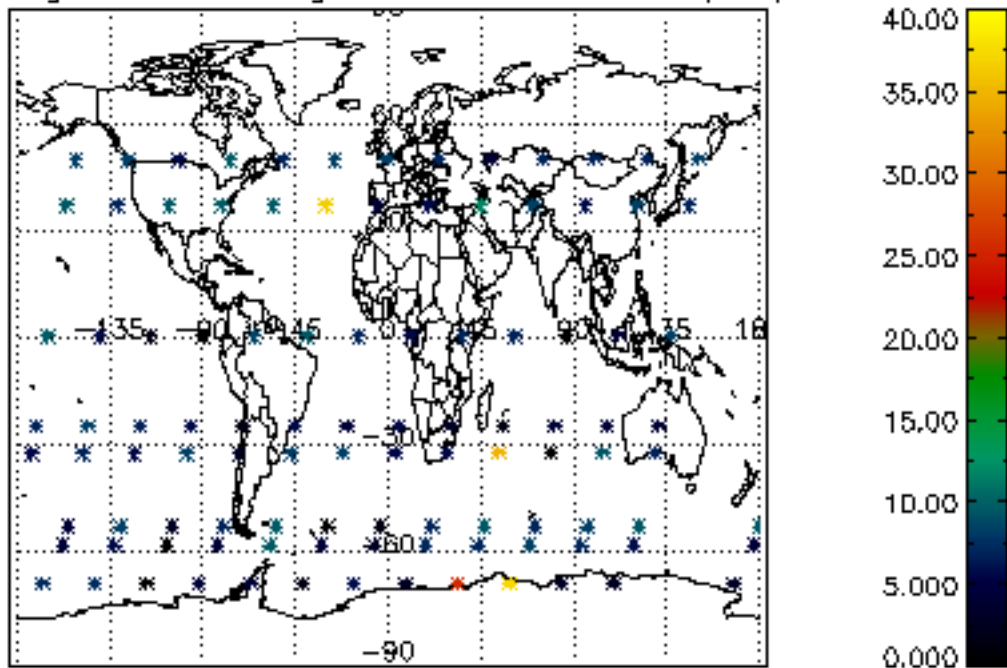
Percentage of cosmic ray hits per profile



Percentage of datation errors per profile



Percentage of star falling outside central band per profile



Percentage of saturation errors per profile

