

GOMOS Level 2 Daily Report

SUMMARY

[1. General Info](#)

[2. Summary of processed GOM_NL_2P products](#)

[3. Level 2 Quality information per product](#)

[3.1 Plot of level 2 quality information per product \(time dependant\)](#)

[3.2 Plot of level 2 quality information per product \(world map\)](#)

[4. Level 1 Quality information per product \(stored on level 2 products\)](#)

[4.1 Plot of level 1 quality information per product \(time dependant\)](#)

[4.1.1 Plot of level 1 quality information per product \(time dependant\): ASCENDING](#)

[4.1.2 Plot of level 1 quality information per product \(time dependant\): DESCENDING](#)

[4.2 Plot of level 1 quality information per product \(world map\)](#)

[4.2.1 Plot of level 1 quality information per product \(world map\): ASCENDING](#)

[4.2.2 Plot of level 1 quality information per product \(world map\): DESCENDING](#)

[5. Ozone profiles based on quality statistics and other trace gas profiles](#)

[5.1 Ozone statistics based on quality of products](#)

[5.2 Plot ozone profiles for all STD \(dark without errors\)](#)

[5.3 Plot ozone profiles where STD < 20% \(dark without errors\)](#)

[5.4. Plot ozone profiles where STD < 10% \(dark without errors\)](#)

[5.5. Plot ozone profiles where STD < 5% \(dark without errors\)](#)

[5.6 Plot NO2 profiles for all STD \(dark without errors\)](#)

[5.7 Plot NO3 profiles for all STD \(dark without errors\)](#)

[5.8 Plot H2O profiles \(only for occultations of stars 1,2,3,4,13,14,16,26,63 dark without errors\) for all STD](#)

[6. Auxiliary Data Files used for the production reported in section 2](#)

This report presents the daily analysis on parameters extracted from GOMOS level 2 data (GOM_NL__2P). It is intended to monitor some important parameters that will impact the quality of these products. A list of level 2 products (and content) that have arrived during the reporting day to the PCF is also given.

Item	Value
Time of report generation	18APR2013 11:20:01
Data source version	GOMOS/6.01
Start time of products	01-10-2005 (01OCT2005 00:00:00)
Stop time of products	02-10-2005 (02OCT2005 00:00:00)
Store outputs in DB	Yes
Nb of level 2 prods	252
Nb of prods with errors	0

2. Summary of processed GOM_NL__2P products.

Nr	Filename	UTC Start time	Limb	Duration	Star Id	Star Name	Star Mag	Star Temp	Nb Meas	Orbit	Prod. error
1	GOM_NL__2PRFIN20051001_000053_000000362041_00159_18750_8150.N1	01-OCT-2005 00:00:53	Bright	35.500	82	48Bet UMa	2.3650	10600.	71	18750	No
2	GOM_NL__2PRFIN20051001_000406_000000342041_00159_18750_8151.N1	01-OCT-2005 00:04:06	Bright	34.000	174	52Psi UMa	3.0040	4400.0	68	18750	No
3	GOM_NL__2PRFIN20051001_001045_000000362041_00159_18750_8152.N1	01-OCT-2005 00:10:45	Bright	35.500	166	17Eps Leo	2.9800	6000.0	71	18750	No
4	GOM_NL__2PRFIN20051001_002019_000000492041_00159_18750_8153.N1	01-OCT-2005 00:20:19	Twilight	48.500	48	30Alp Hya	1.9770	4100.0	97	18750	No
5	GOM_NL__2PRFIN20051001_002959_000000432041_00159_18750_8154.N1	01-OCT-2005 00:29:59	Dark	43.000	65	Lam Vel	2.2040	4400.0	86	18750	No
6	GOM_NL__2PRFIN20051001_003317_000000402041_00159_18750_8155.N1	01-OCT-2005 00:33:17	Dark	40.000	46	Del Vel	1.9540	10600.	80	18750	No
7	GOM_NL__2PRFIN20051001_004706_000000392041_00160_18751_7209.N1	01-OCT-2005 00:47:06	Dark	38.500	143	Alp Hyi	2.8570	7200.0	77	18751	No
8	GOM_NL__2PRFIN20051001_004833_000000472041_00160_18751_7210.N1	01-OCT-2005 00:48:33	Dark	46.500	9	Alp Eri	0.45300	24000.	93	18751	No
9	GOM_NL__2PRFIN20051001_005355_000000402041_00160_18751_7211.N1	01-OCT-2005 00:53:55	Straylight	40.000	84	Alp Phe	2.3970	4500.0	80	18751	No
10	GOM_NL__2PRFIN20051001_005834_000000432041_00160_18751_7212.N1	01-OCT-2005 00:58:34	Straylight	42.500	18	24Alp PsA	1.1660	9700.0	85	18751	No
11	GOM_NL__2PRFIN20051001_011101_000000362041_00160_18751_7213.N1	01-OCT-2005 01:11:01	Bright	35.500	90	54Alp Peg	2.4870	11000.	71	18751	No
12	GOM_NL__2PRFIN20051001_011439_000000362041_00160_18751_7214.N1	01-OCT-2005 01:14:39	Bright	35.500	93	53Bet Peg	2.5200	3100.0	71	18751	No
13	GOM_NL__2PRFIN20051001_012453_000000362041_00160_18751_7215.N1	01-OCT-2005 01:24:53	Bright	36.000	89	5Alp Cep	2.4510	8000.0	72	18751	No
14	GOM_NL__2PRFIN20051001_013202_000000372041_00160_18751_7216.N1	01-OCT-2005 01:32:02	Bright	36.500	49	1Alp UMi	1.9900	6300.0	73	18751	No
15	GOM_NL__2PRFIN20051001_013405_000000392041_00160_18751_7217.N1	01-OCT-2005 01:34:05	Bright	38.500	60	7Bet UMi	2.0810	3950.0	77	18751	No
16	GOM_NL__2PRFIN20051001_013959_000000352041_00160_18751_7218.N1	01-OCT-2005 01:39:59	Bright	35.000	36	50Alp UMa	1.8000	6300.0	70	18751	No
17	GOM_NL__2PRFIN20051001_014129_000000342041_00160_18751_7219.N1	01-OCT-2005 01:41:29	Bright	34.000	82	48Bet UMa	2.3650	10600.	68	18751	No
18	GOM_NL__2PRFIN20051001_014442_000000332041_00160_18751_7220.N1	01-OCT-2005 01:44:42	Bright	33.000	174	52Psi UMa	3.0040	4400.0	66	18751	No
19	GOM_NL__2PRFIN20051001_015121_000000352041_00160_18751_7221.N1	01-OCT-2005 01:51:21	Bright	34.500	166	17Eps Leo	2.9800	6000.0	69	18751	No
20	GOM_NL__2PRFIN20051001_020055_000000542041_00160_18751_7222.N1	01-OCT-2005 02:00:55	Twilight	54.000	48	30Alp Hya	1.9770	4100.0	108	18751	No
21	GOM_NL__2PRFIN20051001_021036_000000462041_00160_18751_7223.N1	01-OCT-2005 02:10:36	Dark	46.000	65	Lam Vel	2.2040	4400.0	92	18751	No
22	GOM_NL__2PRFIN20051001_021353_000000392041_00160_18751_7224.N1	01-OCT-2005 02:13:53	Dark	38.500	46	Del Vel	1.9540	10600.	77	18751	No
23	GOM_NL__2PRFIN20051001_022742_000000392041_00161_18752_7209.N1	01-OCT-2005 02:27:42	Dark	39.000	143	Alp Hyi	2.8570	7200.0	78	18752	No
24	GOM_NL__2PRFIN20051001_022910_000000432041_00161_18752_7210.N1	01-OCT-2005 02:29:10	Dark	43.000	9	Alp Eri	0.45300	24000.	86	18752	No
25	GOM_NL__2PRFIN20051001_023431_000000412041_00161_18752_7211.N1	01-OCT-2005 02:34:31	Straylight	40.500	84	Alp Phe	2.3970	4500.0	81	18752	No
26	GOM_NL__2PRFIN20051001_023910_000000452041_00161_18752_7212.N1	01-OCT-2005 02:39:10	Straylight	44.500	18	24Alp PsA	1.1660	9700.0	89	18752	No
27	GOM_NL__2PRFIN20051001_025137_000000362041_00161_18752_7213.N1	01-OCT-2005 02:51:37	Bright	35.500	90	54Alp Peg	2.4870	11000.	71	18752	No
28	GOM_NL__2PRFIN20051001_025515_000000362041_00161_18752_7214.N1	01-OCT-2005 02:55:15	Bright	36.000	93	53Bet Peg	2.5200	3100.0	72	18752	No
29	GOM_NL__2PRFIN20051001_030529_000000352041_00161_18752_7215.N1	01-OCT-2005 03:05:29	Bright	35.000	89	5Alp Cep	2.4510	8000.0	70	18752	No
30	GOM_NL__2PRFIN20051001_031238_000000362041_00161_18752_7216.N1	01-OCT-2005 03:12:38	Bright	35.500	49	1Alp UMi	1.9900	6300.0	71	18752	No
31	GOM_NL__2PRFIN20051001_031441_000000362041_00161_18752_7217.N1	01-OCT-2005 03:14:41	Bright	36.000	60	7Bet UMi	2.0810	3950.0	72	18752	No
32	GOM_NL__2PRFIN20051001_032035_000000352041_00161_18752_7218.N1	01-OCT-2005 03:20:35	Bright	35.000	36	50Alp UMa	1.8000	6300.0	70	18752	No
33	GOM_NL__2PRFIN20051001_032205_000000352041_00161_18752_7219.N1	01-OCT-2005 03:22:05	Bright	35.000	82	48Bet UMa	2.3650	10600.	70	18752	No
34	GOM_NL__2PRFIN20051001_032518_000000472041_00161_18752_7220.N1	01-OCT-2005 03:25:18	Bright	46.500	174	52Psi UMa	3.0040	4400.0	93	18752	No
35	GOM_NL__2PRFIN20051001_033157_000000362041_00161_18752_7221.N1	01-OCT-2005 03:31:57	Bright	36.000	166	17Eps Leo	2.9800	6000.0	72	18752	No
36	GOM_NL__2PRFIN20051001_034132_000000442041_00161_18752_7222.N1	01-OCT-2005 03:41:32	Twilight	44.000	48	30Alp Hya	1.9770	4100.0	88	18752	No
37	GOM_NL__2PRFIN20051001_035112_000000452041_00161_18752_7223.N1	01-OCT-2005 03:51:12	Dark	44.500	65	Lam Vel	2.2040	4400.0	89	18752	No
38	GOM_NL__2PRFIN20051001_035430_000000392041_00161_18752_7224.N1	01-OCT-2005 03:54:30	Dark	38.500	46	Del Vel	1.9540	10600.	77	18752	No
39	GOM_NL__2PRFIN20051001_035605_000000382041_00162_18753_7225.N1	01-OCT-2005 03:56:05	Dark	38.000	41	Eps Car	1.8600	4100.0	76	18753	No
40	GOM_NL__2PRFIN20051001_040818_000000382041_00162_18753_7210.N1	01-OCT-2005 04:08:18	Dark	38.000	143	Alp Hyi	2.8570	7200.0	76	18753	No
41	GOM_NL__2PRFIN20051001_040946_000000492041_00162_18753_7211.N1	01-OCT-2005 04:09:46	Dark	49.000	9	Alp Eri	0.45300	24000.	98	18753	No
42	GOM_NL__2PRFIN20051001_041508_000000462041_00162_18753_7212.N1	01-OCT-2005 04:15:08	Straylight	46.000	84	Alp Phe	2.3970	4500.0	92	18753	No

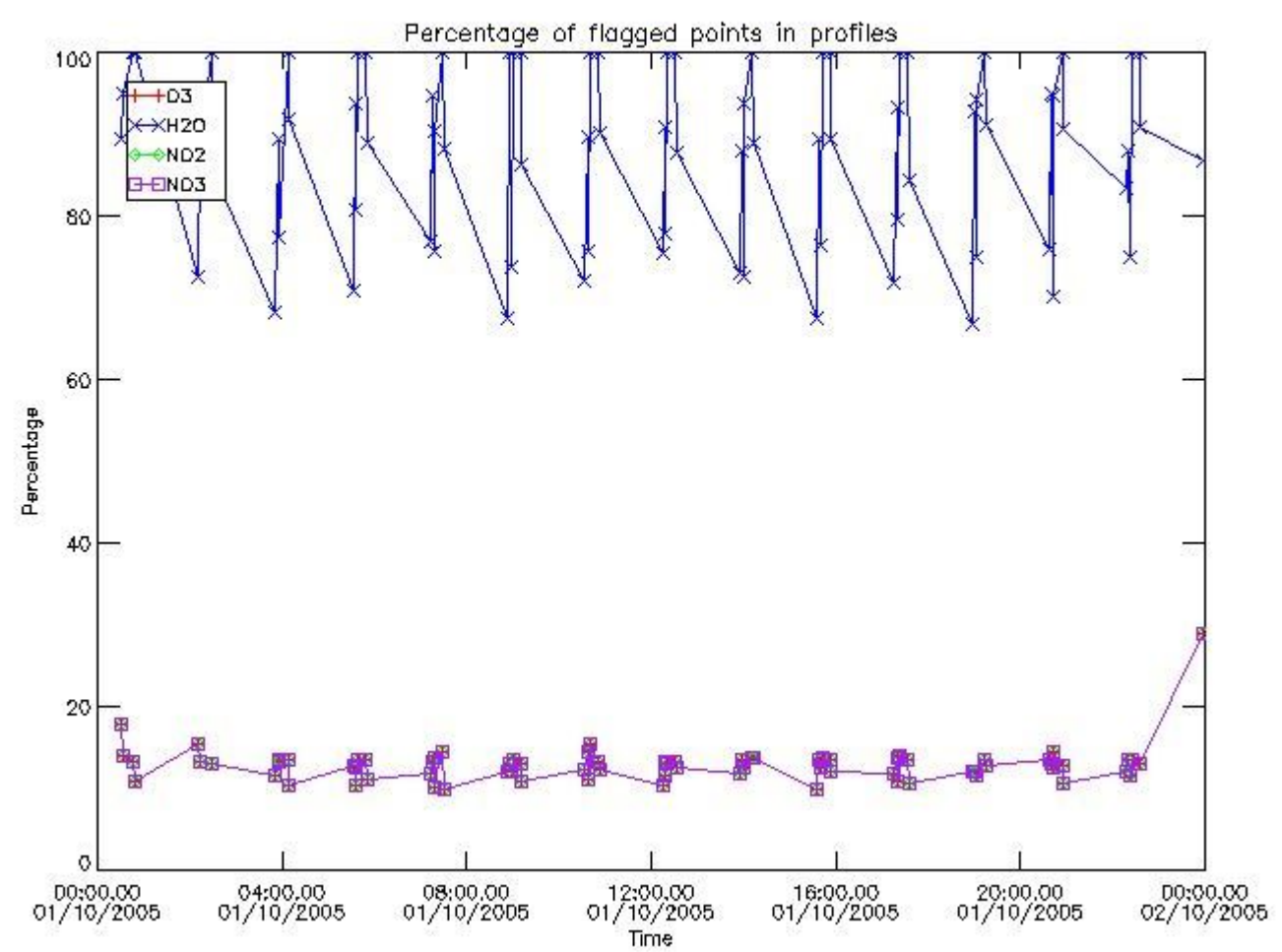
161	GOM_NL__2PRFIN20051001_152546_000000512041_00168_18759_7244.N1	01-OCT-2005 15:25:46	Twilight	51.000	48	30Alp Hya	1.9770	4100.0	102	18759	No
162	GOM_NL__2PRFIN20051001_153526_000000512041_00168_18759_7245.N1	01-OCT-2005 15:35:26	Dark	51.000	65	Lam Vel	2.2040	4400.0	102	18759	No
163	GOM_NL__2PRFIN20051001_153844_000000382041_00168_18759_7246.N1	01-OCT-2005 15:38:44	Dark	38.000	46	Del Vel	1.9540	10600.	76	18759	No
164	GOM_NL__2PRFIN20051001_154019_000000412041_00169_18760_7229.N1	01-OCT-2005 15:40:19	Dark	40.500	41	Eps Car	1.8600	4100.0	81	18760	No
165	GOM_NL__2PRFIN20051001_154158_000000372041_00169_18760_7230.N1	01-OCT-2005 15:41:58	Dark	37.000	29	Bet Car	1.6720	10200.	74	18760	No
166	GOM_NL__2PRFIN20051001_155233_000000382041_00169_18760_7231.N1	01-OCT-2005 15:52:33	Dark	38.000	143	Alp Hyi	2.8570	7200.0	76	18760	No
167	GOM_NL__2PRFIN20051001_155400_000000432041_00169_18760_7232.N1	01-OCT-2005 15:54:00	Dark	42.500	9	Alp Eri	0.45300	24000.	85	18760	No
168	GOM_NL__2PRFIN20051001_155921_000000432041_00169_18760_7233.N1	01-OCT-2005 15:59:21	Straylight	43.000	84	Alp Phe	2.3970	4500.0	86	18760	No
169	GOM_NL__2PRFIN20051001_160359_000000422041_00169_18760_7234.N1	01-OCT-2005 16:03:59	Straylight	42.000	18	24Alp PsA	1.1660	9700.0	84	18760	No
170	GOM_NL__2PRFIN20051001_161625_000000372041_00169_18760_7235.N1	01-OCT-2005 16:16:25	Bright	36.500	90	54Alp Peg	2.4870	11000.	73	18760	No
171	GOM_NL__2PRFIN20051001_162003_000000362041_00169_18760_7236.N1	01-OCT-2005 16:20:03	Bright	35.500	93	53Bet Peg	2.5200	3100.0	71	18760	No
172	GOM_NL__2PRFIN20051001_163018_000000372041_00169_18760_7237.N1	01-OCT-2005 16:30:18	Bright	36.500	89	5Alp Cep	2.4510	8000.0	73	18760	No
173	GOM_NL__2PRFIN20051001_163725_000000362041_00169_18760_7238.N1	01-OCT-2005 16:37:25	Bright	36.000	49	1Alp UMi	1.9900	6300.0	72	18760	No
174	GOM_NL__2PRFIN20051001_163931_000000372041_00169_18760_7239.N1	01-OCT-2005 16:39:31	Bright	37.000	60	7Bet UMi	2.0810	3950.0	74	18760	No
175	GOM_NL__2PRFIN20051001_164523_000000362041_00169_18760_7240.N1	01-OCT-2005 16:45:23	Bright	36.000	36	50Alp UMa	1.8000	6300.0	72	18760	No
176	GOM_NL__2PRFIN20051001_164654_000000372041_00169_18760_7241.N1	01-OCT-2005 16:46:54	Bright	36.500	82	48Bet UMa	2.3650	10600.	73	18760	No
177	GOM_NL__2PRFIN20051001_165007_000000372041_00169_18760_7242.N1	01-OCT-2005 16:50:07	Bright	36.500	174	52Psi UMa	3.0040	4400.0	73	18760	No
178	GOM_NL__2PRFIN20051001_165647_000000372041_00169_18760_7243.N1	01-OCT-2005 16:56:47	Bright	36.500	166	17Eps Leo	2.9800	6000.0	73	18760	No
179	GOM_NL__2PRFIN20051001_170622_000000462041_00169_18760_7244.N1	01-OCT-2005 17:06:22	Twilight	46.000	48	30Alp Hya	1.9770	4100.0	92	18760	No
180	GOM_NL__2PRFIN20051001_171603_000000432041_00169_18760_7245.N1	01-OCT-2005 17:16:03	Dark	43.000	65	Lam Vel	2.2040	4400.0	86	18760	No
181	GOM_NL__2PRFIN20051001_171920_000000372041_00169_18760_7246.N1	01-OCT-2005 17:19:20	Dark	37.000	46	Del Vel	1.9540	10600.	74	18760	No
182	GOM_NL__2PRFIN20051001_172055_000000472041_00170_18761_7229.N1	01-OCT-2005 17:20:55	Dark	47.000	41	Eps Car	1.8600	4100.0	94	18761	No
183	GOM_NL__2PRFIN20051001_172234_000000372041_00170_18761_7230.N1	01-OCT-2005 17:22:34	Dark	36.500	29	Bet Car	1.6720	10200.	73	18761	No
184	GOM_NL__2PRFIN20051001_173309_000000382041_00170_18761_7231.N1	01-OCT-2005 17:33:09	Dark	38.000	143	Alp Hyi	2.8570	7200.0	76	18761	No
185	GOM_NL__2PRFIN20051001_173437_000000482041_00170_18761_7232.N1	01-OCT-2005 17:34:37	Dark	48.000	9	Alp Eri	0.45300	24000.	96	18761	No
186	GOM_NL__2PRFIN20051001_173957_000000462041_00170_18761_7233.N1	01-OCT-2005 17:39:57	Straylight	45.500	84	Alp Phe	2.3970	4500.0	91	18761	No
187	GOM_NL__2PRFIN20051001_174435_000000402041_00170_18761_7234.N1	01-OCT-2005 17:44:35	Straylight	40.000	18	24Alp PsA	1.1660	9700.0	80	18761	No
188	GOM_NL__2PRFIN20051001_175701_000000372041_00170_18761_7235.N1	01-OCT-2005 17:57:01	Bright	37.000	90	54Alp Peg	2.4870	11000.	74	18761	No
189	GOM_NL__2PRFIN20051001_180039_000000382041_00170_18761_7236.N1	01-OCT-2005 18:00:39	Bright	37.500	93	53Bet Peg	2.5200	3100.0	75	18761	No
190	GOM_NL__2PRFIN20051001_181055_000000372041_00170_18761_7237.N1	01-OCT-2005 18:10:55	Bright	36.500	89	5Alp Cep	2.4510	8000.0	73	18761	No
191	GOM_NL__2PRFIN20051001_181801_000000362041_00170_18761_7238.N1	01-OCT-2005 18:18:01	Bright	36.000	49	1Alp UMi	1.9900	6300.0	72	18761	No
192	GOM_NL__2PRFIN20051001_182007_000000372041_00170_18761_7239.N1	01-OCT-2005 18:20:07	Bright	36.500	60	7Bet UMi	2.0810	3950.0	73	18761	No
193	GOM_NL__2PRFIN20051001_182559_000000352041_00170_18761_7240.N1	01-OCT-2005 18:25:59	Bright	35.000	36	50Alp UMa	1.8000	6300.0	70	18761	No
194	GOM_NL__2PRFIN20051001_182730_000000352041_00170_18761_7241.N1	01-OCT-2005 18:27:30	Bright	35.000	82	48Bet UMa	2.3650	10600.	70	18761	No
195	GOM_NL__2PRFIN20051001_183043_000000342041_00170_18761_7242.N1	01-OCT-2005 18:30:43	Bright	34.000	174	52Psi UMa	3.0040	4400.0	68	18761	No
196	GOM_NL__2PRFIN20051001_183723_000000372041_00170_18761_7243.N1	01-OCT-2005 18:37:23	Bright	37.000	166	17Eps Leo	2.9800	6000.0	74	18761	No
197	GOM_NL__2PRFIN20051001_184659_000000492041_00170_18761_7244.N1	01-OCT-2005 18:46:59	Twilight	49.000	48	30Alp Hya	1.9770	4100.0	98	18761	No
198	GOM_NL__2PRFIN20051001_185639_000000432041_00170_18761_7245.N1	01-OCT-2005 18:56:39	Dark	42.500	65	Lam Vel	2.2040	4400.0	85	18761	No
199	GOM_NL__2PRFIN20051001_185957_000000422041_00170_18761_7246.N1	01-OCT-2005 18:59:57	Dark	42.000	46	Del Vel	1.9540	10600.	84	18761	No
200	GOM_NL__2PRFIN20051001_190132_000000492041_00171_18762_7229.N1	01-OCT-2005 19:01:32	Dark	48.500	41	Eps Car	1.8600	4100.0	97	18762	No
201	GOM_NL__2PRFIN20051001_190310_000000452041_00171_18762_7230.N1	01-OCT-2005 19:03:10	Dark	44.500	29	Bet Car	1.6720	10200.	89	18762	No
202	GOM_NL__2PRFIN20051001_191345_000000382041_00171_18762_7231.N1	01-OCT-2005 19:13:45	Dark	37.500	143	Alp Hyi	2.8570	7200.0	75	18762	No
203	GOM_NL__2PRFIN20051001_191513_000000522041_00171_18762_7232.N1	01-OCT-2005 19:15:13	Dark	51.500	9	Alp Eri	0.45300	24000.	103	18762	No
204	GOM_NL__2PRFIN20051001_192033_000000422041_00171_18762_7233.N1	01-OCT-2005 19:20:33	Straylight	41.500	84	Alp Phe	2.3970	4500.0	83	18762	No
205	GOM_NL__2PRFIN20051001_192512_000000442041_00171_18762_7234.N1	01-OCT-2005 19:25:12	Straylight	44.000	18	24Alp PsA	1.1660	9700.0	88	18762	No
206	GOM_NL__2PRFIN20051001_193737_000000372041_00171_18762_7235.N1	01-OCT-2005 19:37:37	Bright	36.500	90	54Alp Peg	2.4870	11000.	73	18762	No
207	GOM_NL__2PRFIN20051001_194115_000000372041_00171_18762_7236.N1	01-OCT-2005 19:41:15	Bright	36.500	93	53Bet Peg	2.5200	3100.0	73	18762	No
208	GOM_NL__2PRFIN20051001_195131_000000352041_00171_18762_7237.N1	01-OCT-2005 19:51:31	Bright	35.000	89	5Alp Cep	2.4510	8000.0	70	18762	No
209	GOM_NL__2PRFIN20051001_195837_000000372041_00171_18762_7238.N1	01-OCT-2005 19:58:37	Bright	36.500	49	1Alp UMi	1.9900	6300.0	73	18762	No
210	GOM_NL__2PRFIN20051001_200044_000000372041_00171_18762_7239.N1	01-OCT-2005 20:00:44	Bright	36.500	60	7Bet UMi	2.0810	3950.0	73	18762	No
211	GOM_NL__2PRFIN20051001_200636_000000322041_00171_18762_7240.N1	01-OCT-2005 20:06:36	Bright	32.000	36	50Alp UMa	1.8000	6300.0	64	18762	No
212	GOM_NL__2PRFIN20051001_200806_000000522041_00171_18762_7241.N1	01-OCT-2005 20:08:06	Bright	52.000	82	48Bet UMa	2.3650	10600.	104	18762	No
213	GOM_NL__2PRFIN20051001_201119_000000342041_00171_18762_7242.N1	01-OCT-2005 20:11:19	Bright	33.500	174	52Psi UMa	3.0040	4400.0	67	18762	No
214	GOM_NL__2PRFIN20051001_201759_000000352041_00171_18762_7243.N1	01-OCT-2005 20:17:59	Bright	35.000	166	17Eps Leo	2.9800	6000.0	70	18762	No
215	GOM_NL__2PRFIN20051001_202735_000000502041_00171_18762_7244.N1	01-OCT-2005 20:27:35	Twilight	50.000	48	30Alp Hya	1.9770	4100.0	100	18762	No
216	GOM_NL__2PRFIN20051001_203716_000000382041_00171_18762_7245.N1	01-OCT-2005 20:37:16	Dark	38.000	65	Lam Vel	2.2040	4400.0	76	18762	No
217	GOM_NL__2PRFIN20051001_204033_000000402041_00171_18762_7246.N1	01-OCT-2005 20:40:33	Dark	39.500	46	Del Vel	1.9540	10600.	79	18762	No
218	GOM_NL__2PRFIN20051001_204208_000000412041_00172_18763_7229.N1	01-OCT-2005 20:42:08	Dark	40.500	41	Eps Car	1.8600	4100.0	81	18763	No
219	GOM_NL__2PRFIN20051001_204346_000000392041_00172_18763_7230.N1	01-OCT-2005 20:43:46	Dark	39.000	29	Bet Car	1.6720	10200.	78	18763	No

220	GOM_NL__2PRFIN20051001_205422_000000402041_00172_18763_7231.N1	01-OCT-2005 20:54:22	Dark	40.000	143	Alp Hyi	2.8570	7200.0	80	18763	No
221	GOM_NL__2PRFIN20051001_205549_000000482041_00172_18763_7232.N1	01-OCT-2005 20:55:49	Dark	47.500	9	Alp Eri	0.45300	24000.	95	18763	No
222	GOM_NL__2PRFIN20051001_210110_000000412041_00172_18763_7233.N1	01-OCT-2005 21:01:10	Straylight	41.000	84	Alp Phe	2.3970	4500.0	82	18763	No
223	GOM_NL__2PRFIN20051001_210548_000000422041_00172_18763_7234.N1	01-OCT-2005 21:05:48	Straylight	42.000	18	24Alp PsA	1.1660	9700.0	84	18763	No
224	GOM_NL__2PRFIN20051001_211813_000000362041_00172_18763_7235.N1	01-OCT-2005 21:18:13	Bright	36.000	90	54Alp Peg	2.4870	11000.	72	18763	No
225	GOM_NL__2PRFIN20051001_212151_000000362041_00172_18763_7236.N1	01-OCT-2005 21:21:51	Bright	36.000	93	53Bet Peg	2.5200	3100.0	72	18763	No
226	GOM_NL__2PRFIN20051001_213207_000000362041_00172_18763_7237.N1	01-OCT-2005 21:32:07	Bright	36.000	89	5Alp Cep	2.4510	8000.0	72	18763	No
227	GOM_NL__2PRFIN20051001_213913_000000372041_00172_18763_7238.N1	01-OCT-2005 21:39:13	Bright	36.500	49	1Alp UMi	1.9900	6300.0	73	18763	No
228	GOM_NL__2PRFIN20051001_214120_000000342041_00172_18763_7239.N1	01-OCT-2005 21:41:20	Bright	34.000	60	7Bet UMi	2.0810	3950.0	68	18763	No
229	GOM_NL__2PRFIN20051001_214712_000000372041_00172_18763_7240.N1	01-OCT-2005 21:47:12	Bright	36.500	36	50Alp UMa	1.8000	6300.0	73	18763	No
230	GOM_NL__2PRFIN20051001_214842_000000332041_00172_18763_7241.N1	01-OCT-2005 21:48:42	Bright	33.000	82	48Bet UMa	2.3650	10600.	66	18763	No
231	GOM_NL__2PRFIN20051001_215155_000000512041_00172_18763_7242.N1	01-OCT-2005 21:51:55	Bright	51.000	174	52Psi UMa	3.0040	4400.0	102	18763	No
232	GOM_NL__2PRFIN20051001_215835_000000362041_00172_18763_7243.N1	01-OCT-2005 21:58:35	Bright	36.000	166	17Eps Leo	2.9800	6000.0	72	18763	No
233	GOM_NL__2PRFIN20051001_220811_000000482041_00172_18763_7244.N1	01-OCT-2005 22:08:11	Twilight	48.000	48	30Alp Hya	1.9770	4100.0	96	18763	No
234	GOM_NL__2PRFIN20051001_221752_000000432041_00172_18763_7245.N1	01-OCT-2005 22:17:52	Dark	42.500	65	Lam Vel	2.2040	4400.0	85	18763	No
235	GOM_NL__2PRFIN20051001_222109_000000382041_00172_18763_7246.N1	01-OCT-2005 22:21:09	Dark	38.000	46	Del Vel	1.9540	10600.	76	18763	No
236	GOM_NL__2PRFIN20051001_222244_000000492041_00173_18764_7229.N1	01-OCT-2005 22:22:44	Dark	48.500	41	Eps Car	1.8600	4100.0	97	18764	No
237	GOM_NL__2PRFIN20051001_222422_000000382041_00173_18764_7230.N1	01-OCT-2005 22:24:22	Dark	38.000	29	Bet Car	1.6720	10200.	76	18764	No
238	GOM_NL__2PRFIN20051001_223458_000000402041_00173_18764_7231.N1	01-OCT-2005 22:34:58	Dark	39.500	143	Alp Hyi	2.8570	7200.0	79	18764	No
239	GOM_NL__2PRFIN20051001_223625_000000392041_00173_18764_7232.N1	01-OCT-2005 22:36:25	Dark	39.000	9	Alp Eri	0.45300	24000.	78	18764	No
240	GOM_NL__2PRFIN20051001_224146_000000432041_00173_18764_7233.N1	01-OCT-2005 22:41:46	Straylight	42.500	84	Alp Phe	2.3970	4500.0	85	18764	No
241	GOM_NL__2PRFIN20051001_224624_000000422041_00173_18764_7234.N1	01-OCT-2005 22:46:24	Straylight	41.500	18	24Alp PsA	1.1660	9700.0	83	18764	No
242	GOM_NL__2PRFIN20051001_225849_000000362041_00173_18764_7235.N1	01-OCT-2005 22:58:49	Bright	35.500	90	54Alp Peg	2.4870	11000.	71	18764	No
243	GOM_NL__2PRFIN20051001_230227_000000352041_00173_18764_7236.N1	01-OCT-2005 23:02:27	Bright	35.000	93	53Bet Peg	2.5200	3100.0	70	18764	No
244	GOM_NL__2PRFIN20051001_231243_000000362041_00173_18764_7237.N1	01-OCT-2005 23:12:43	Bright	35.500	89	5Alp Cep	2.4510	8000.0	71	18764	No
245	GOM_NL__2PRFIN20051001_231949_000000332041_00173_18764_7238.N1	01-OCT-2005 23:19:49	Bright	32.500	49	1Alp UMi	1.9900	6300.0	65	18764	No
246	GOM_NL__2PRFIN20051001_232156_000000332041_00173_18764_7239.N1	01-OCT-2005 23:21:56	Bright	32.500	60	7Bet UMi	2.0810	3950.0	65	18764	No
247	GOM_NL__2PRFIN20051001_232748_000000372041_00173_18764_7240.N1	01-OCT-2005 23:27:48	Bright	37.000	36	50Alp UMa	1.8000	6300.0	74	18764	No
248	GOM_NL__2PRFIN20051001_232918_000000352041_00173_18764_7241.N1	01-OCT-2005 23:29:18	Bright	35.000	82	48Bet UMa	2.3650	10600.	70	18764	No
249	GOM_NL__2PRFIN20051001_233231_000000362041_00173_18764_7242.N1	01-OCT-2005 23:32:31	Bright	35.500	174	52Psi UMa	3.0040	4400.0	71	18764	No
250	GOM_NL__2PRFIN20051001_233911_000000362041_00173_18764_7243.N1	01-OCT-2005 23:39:11	Bright	36.000	166	17Eps Leo	2.9800	6000.0	72	18764	No
251	GOM_NL__2PRFIN20051001_234848_000000472041_00173_18764_7244.N1	01-OCT-2005 23:48:48	Twilight	46.500	48	30Alp Hya	1.9770	4100.0	93	18764	No
252	GOM_NL__2PRFIN20051001_235828_000000422041_00173_18764_7245.N1	01-OCT-2005 23:58:28	Dark	42.000	65	Lam Vel	2.2040	4400.0	84	18764	No

3. Quality information per product

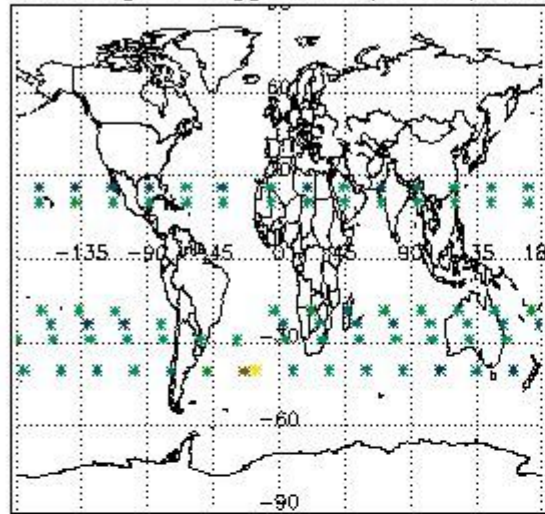
In this section it is plotted some information contained in the Quality Summary data set of the level 2 products. Only products in dark limb conditions and without errors (error flag in the MPH set to "0") are used.

3.1 Plot quality information per product (time dependant)

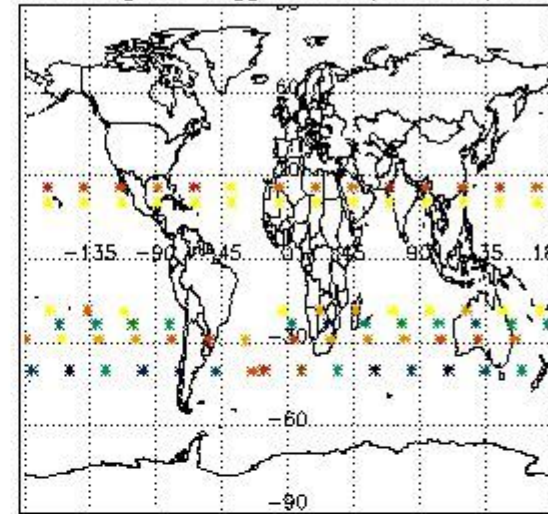


3.2 Plot quality information per product (world map)


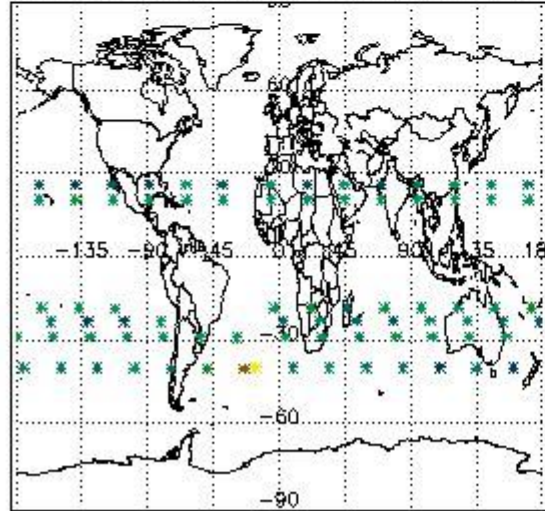
Percentage of flagged data per O3 profile



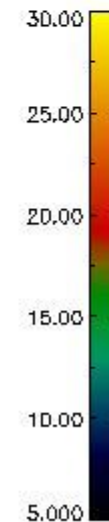
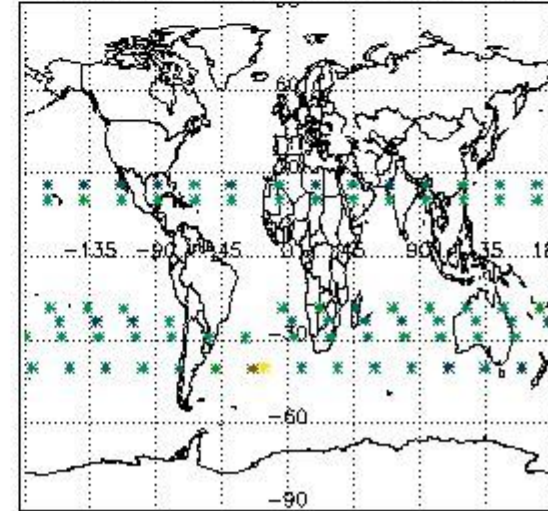
Percentage of flagged data per H2O profile



Percentage of flagged data per NO2 profile



Percentage of flagged data per NO3 profile

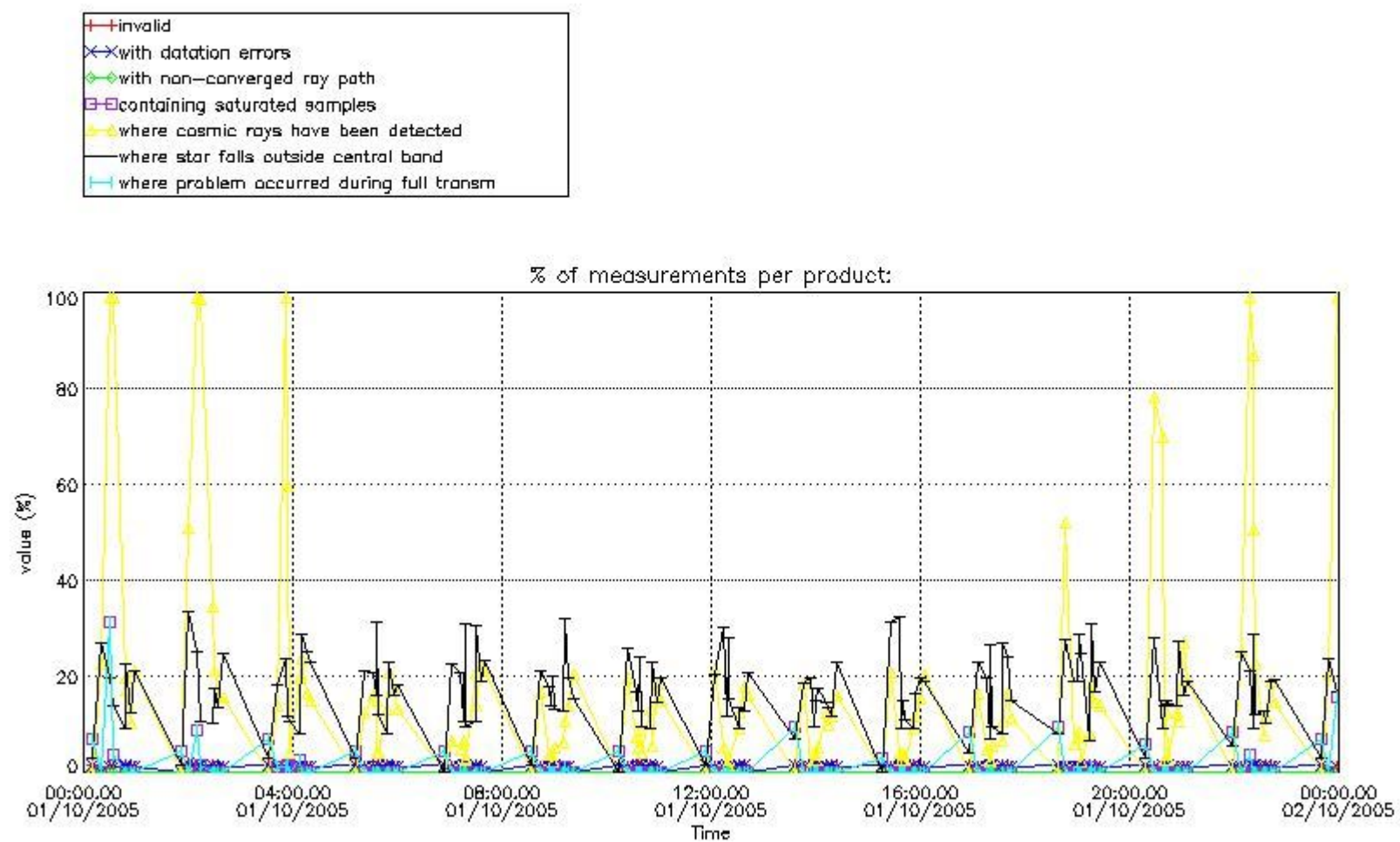


4. Level 1 quality information per product

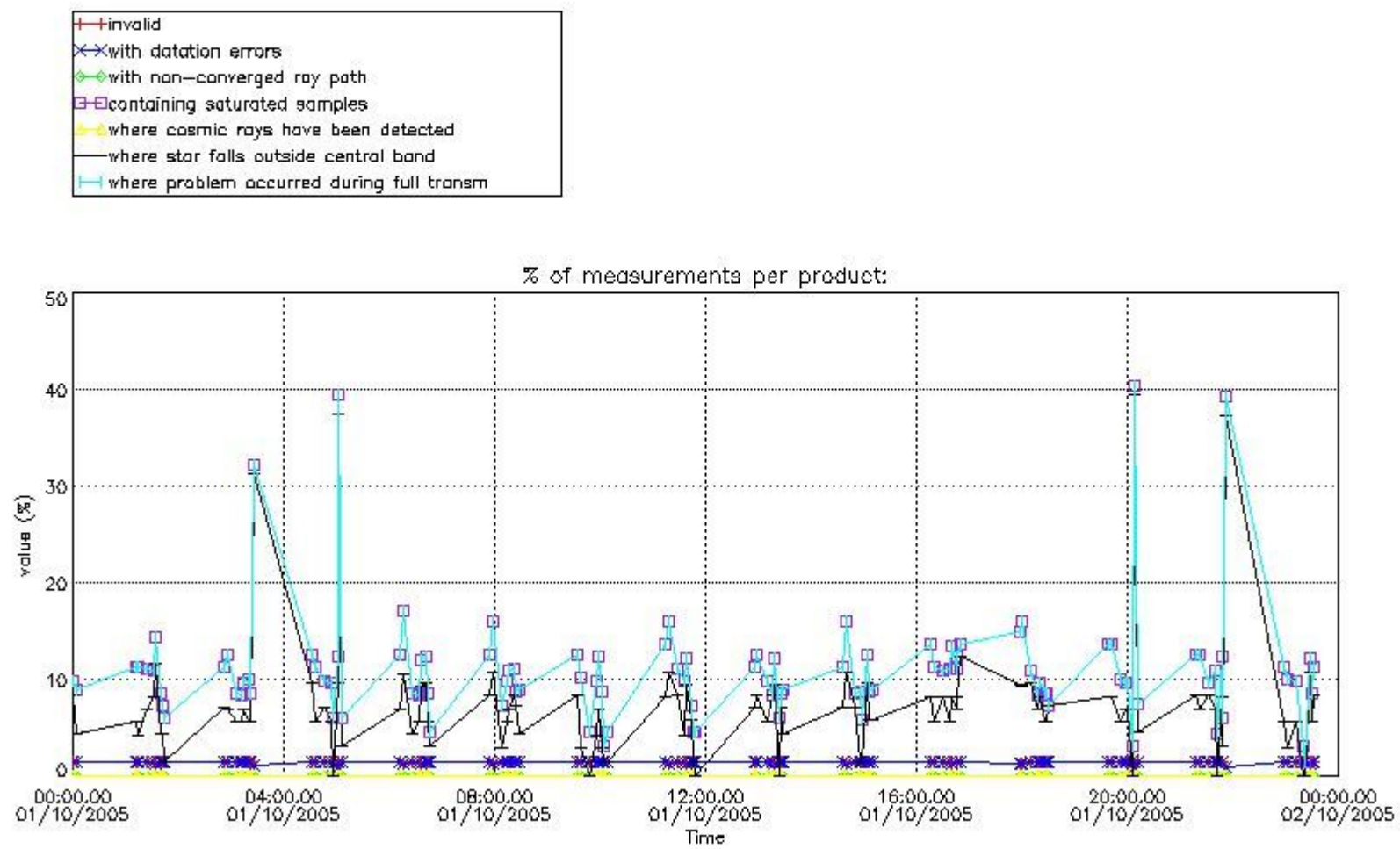
In this section it is plotted some information contained in the Quality Summary data set of the level 2 products that comes from the level 1b processing. Products without errors (error flag in the MPH set to "0") are used.

4.1 Plot quality information per product (time dependant) coming from level 1b processing

4.1.1 Plot level 1 quality information per product (time dependant): ENVISAT ASCENDING passes

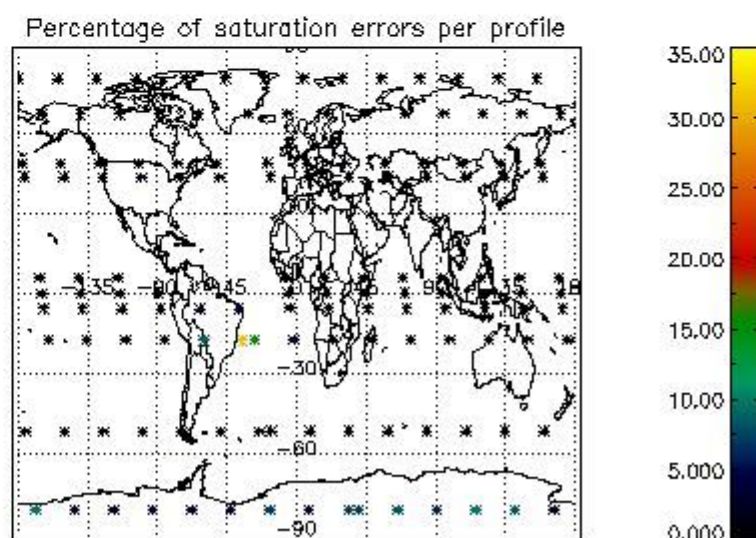
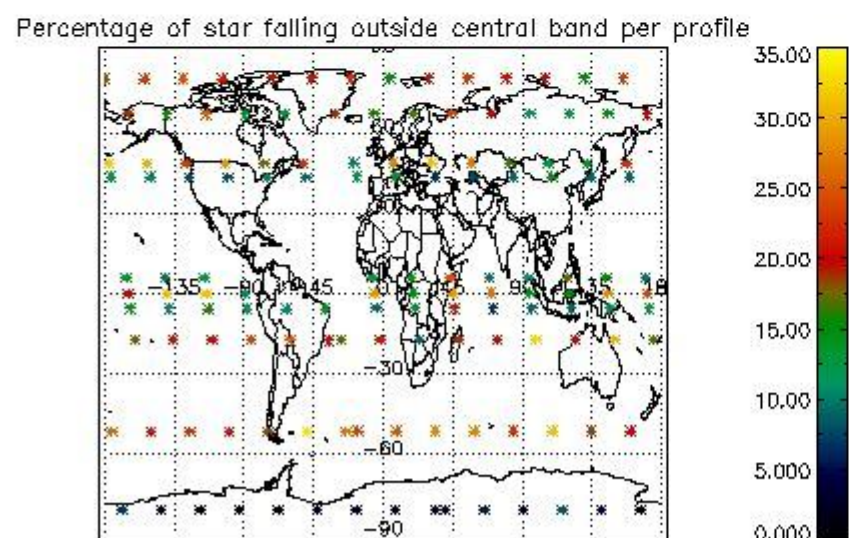
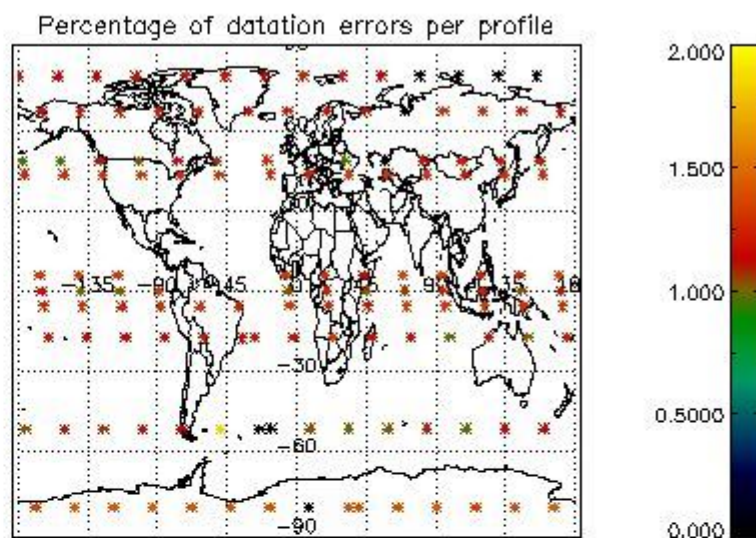
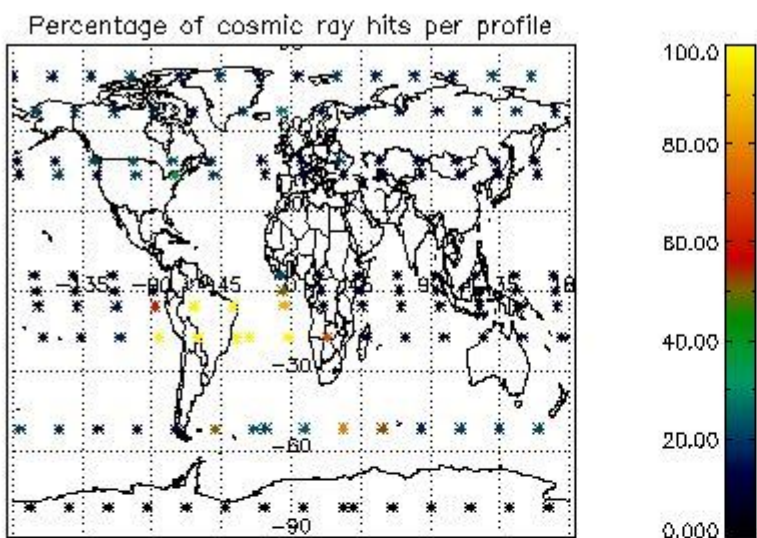


4.1.2 Plot level 1 quality information per product (time dependant): ENVI SAT DESCENDING passes

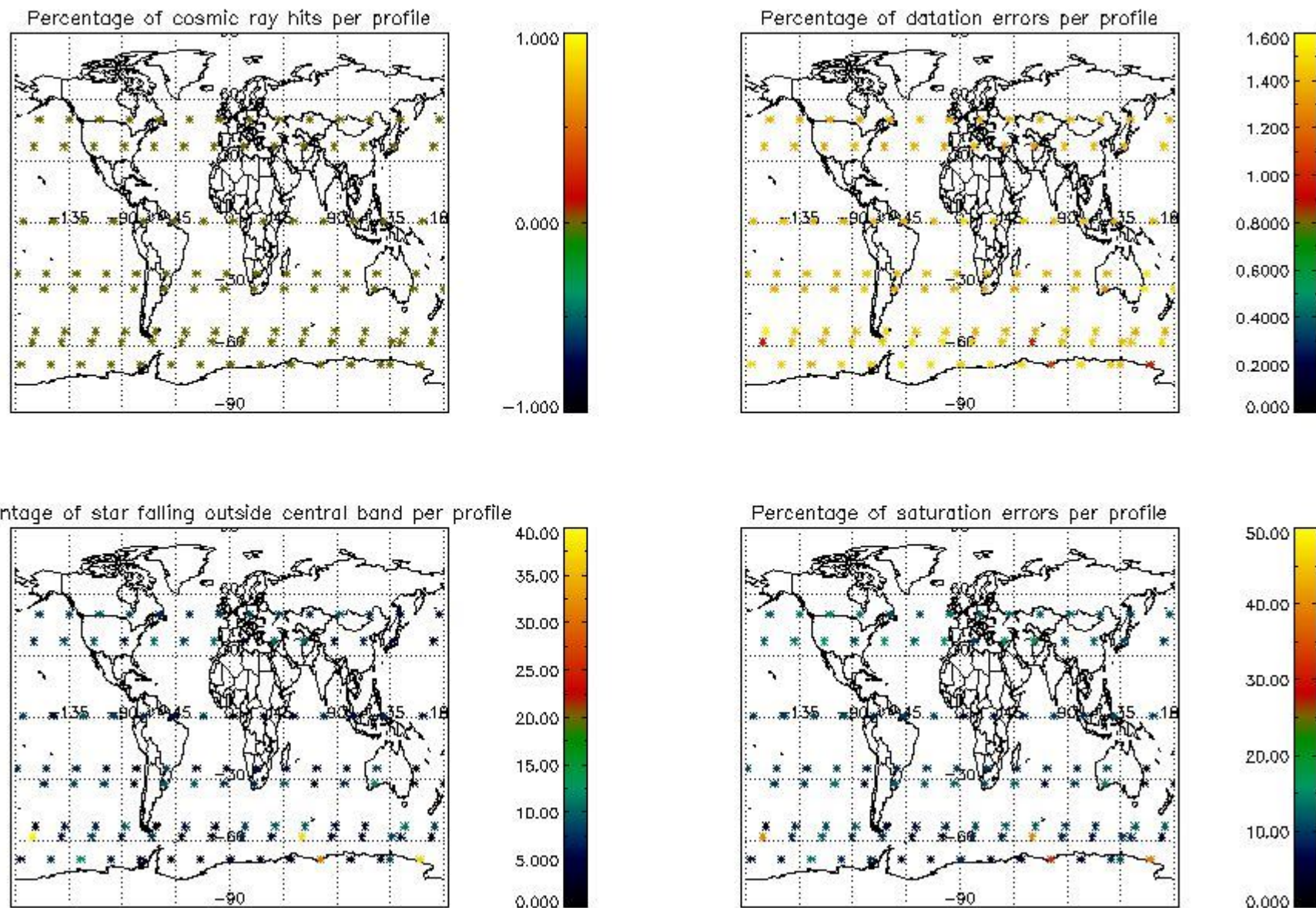


4.2 Plot quality information per product coming from level 1b processing (world map)

4.2.1 Plot level 1 quality information per product (world map): ENVISAT ASCENDING passes



4.2.2 Plot level 1 quality information per product (world map): ENVISAT DESCENDING passes



5. Trace gas profiles

5.1 Ozone statistics based on quality of products

The final quality of the products can be "measured" using the STD (Standard Deviation) attached to every point profile. This information is written to the parameter GOM_NL__2P/NL_LOCAL_SPECIES_DENSITY/o3_std of the level 2 products. The table below shows the statistics for given STD ranges.

The statistics are given with respect to the overall valid production:

- Products without fatal errors: GOM_NL__2P/MPH/PRODUCT_ERR=0
- Valid point profile: GOM_NL__2P/NL_LOCAL_SPECIES_DENSITY/pcd(0)=0

The 'Criteria' is applied to valid points of dark limb products:

- Products in dark limb illumination condition: GOM_NL__2P/NL_SUMMARY_QUALITY/obs_ill_cond=0
- Products without fatal errors: GOM_NL__2P/MPH/PRODUCT_ERR=0
- Valid point profile: GOM_NL__2P/NL_LOCAL_SPECIES_DENSITY/pcd(0)=0

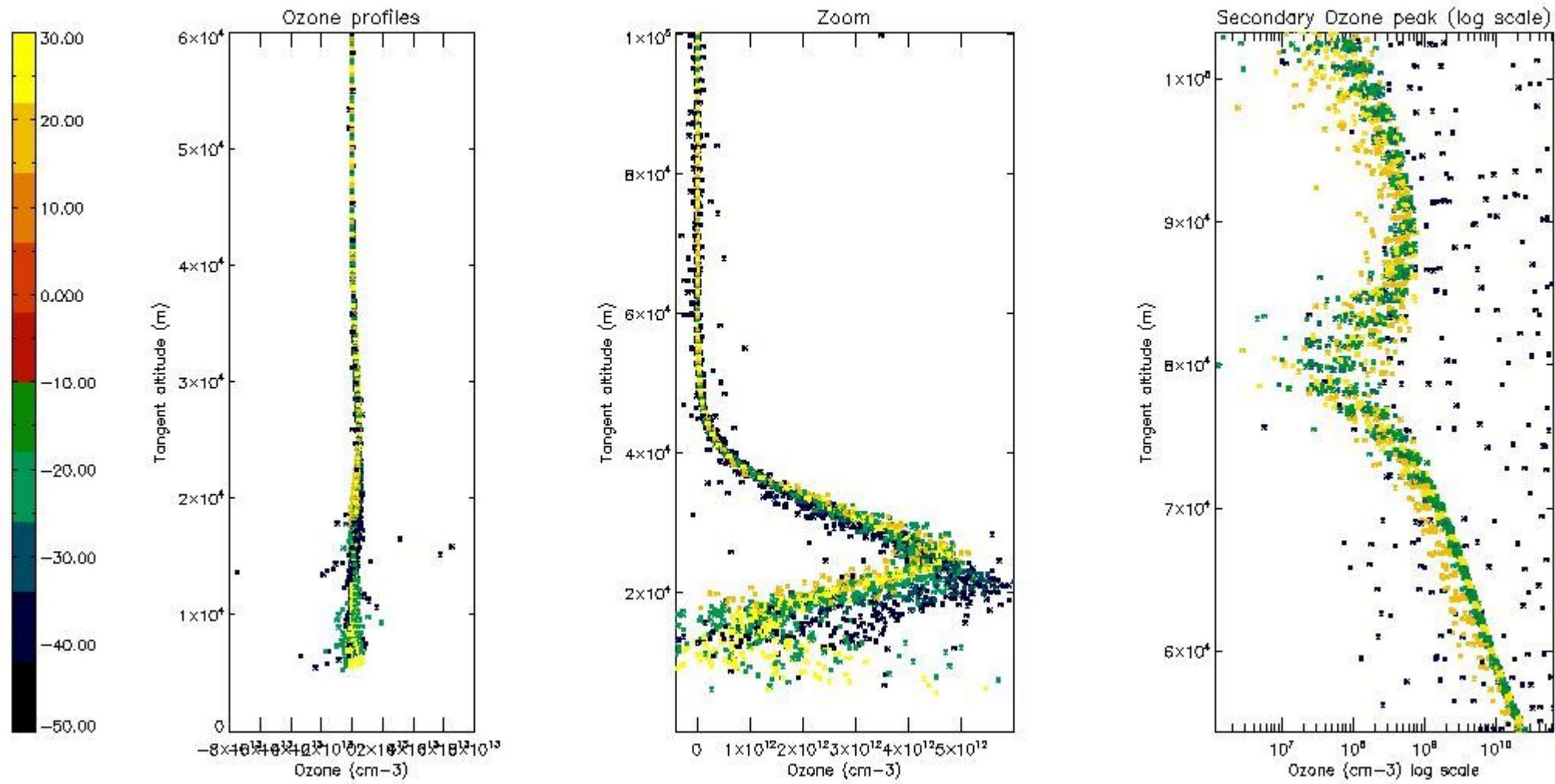
So, the table below shows the percentage of dark limb and valid observations for each criteria with respect to the overall valid daily observations.

Criteria	% of total production
All STD	35
STD < 20	19

STD < 10	15
STD < 5	8

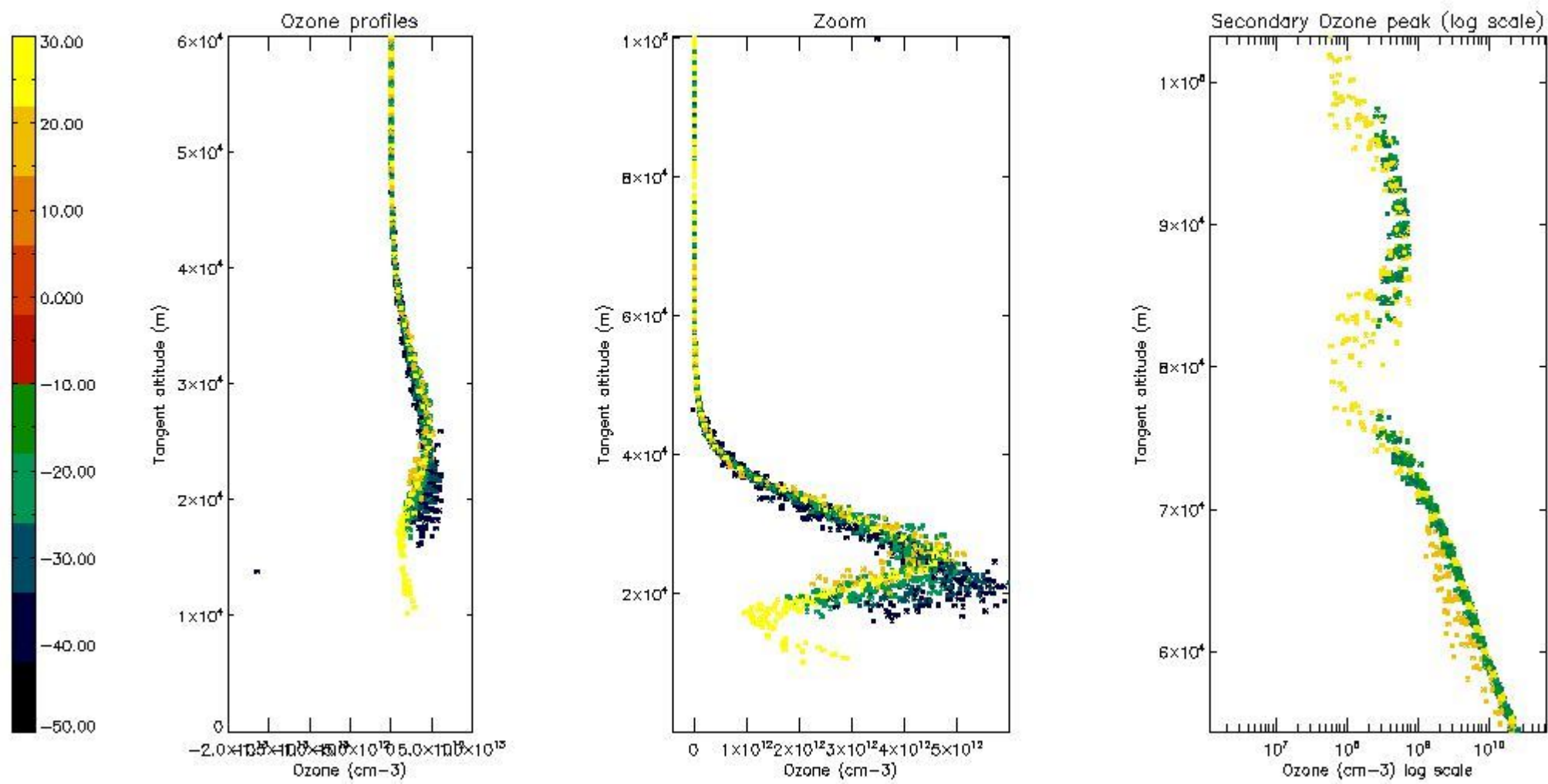
5.2 Plot ozone profiles for all STD (dark without errors)

The colorbar represents the latitude.



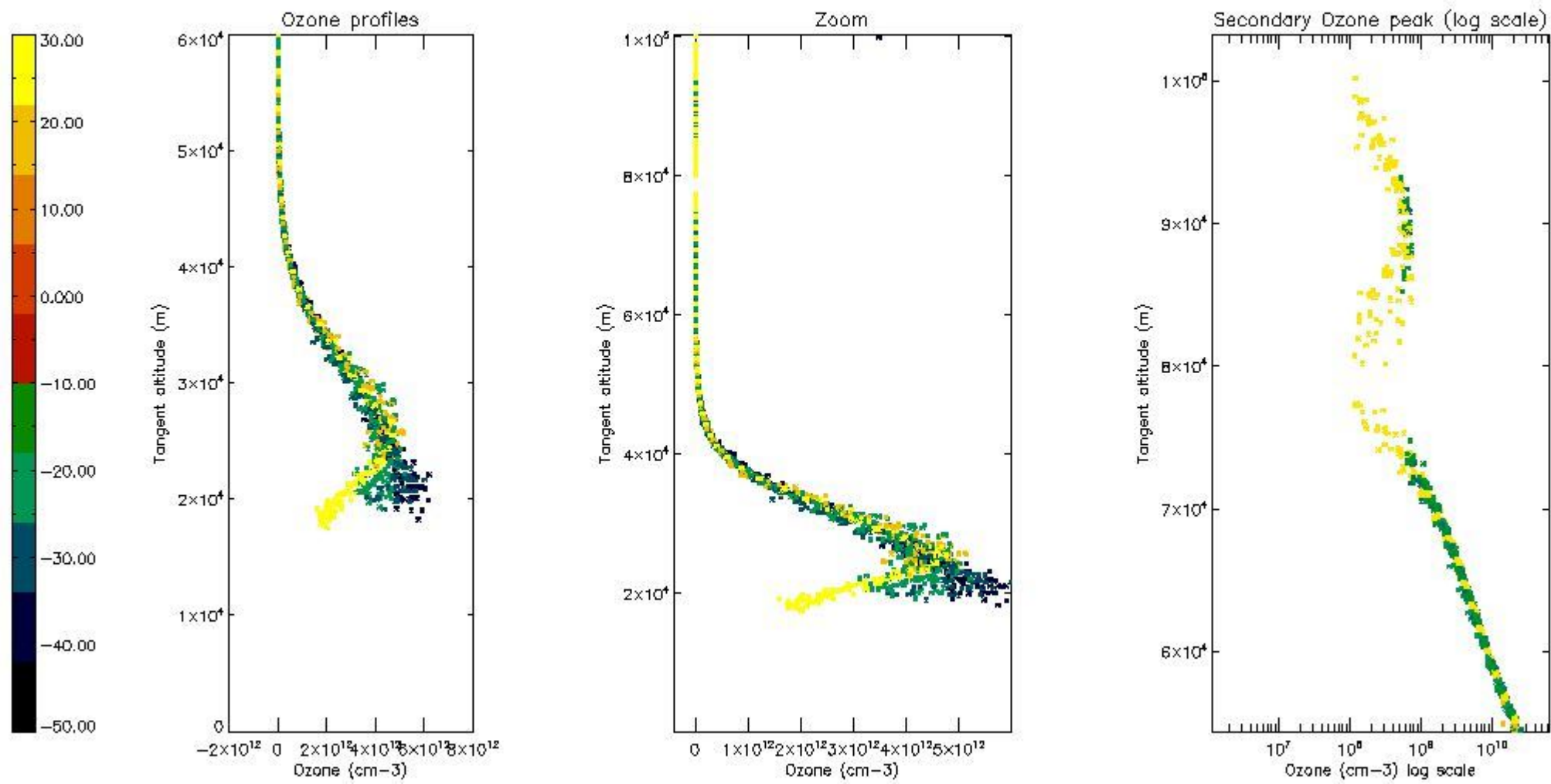
5.3 Plot ozone profiles where STD < 20% (dark without errors)

The colorbar represents the latitude.



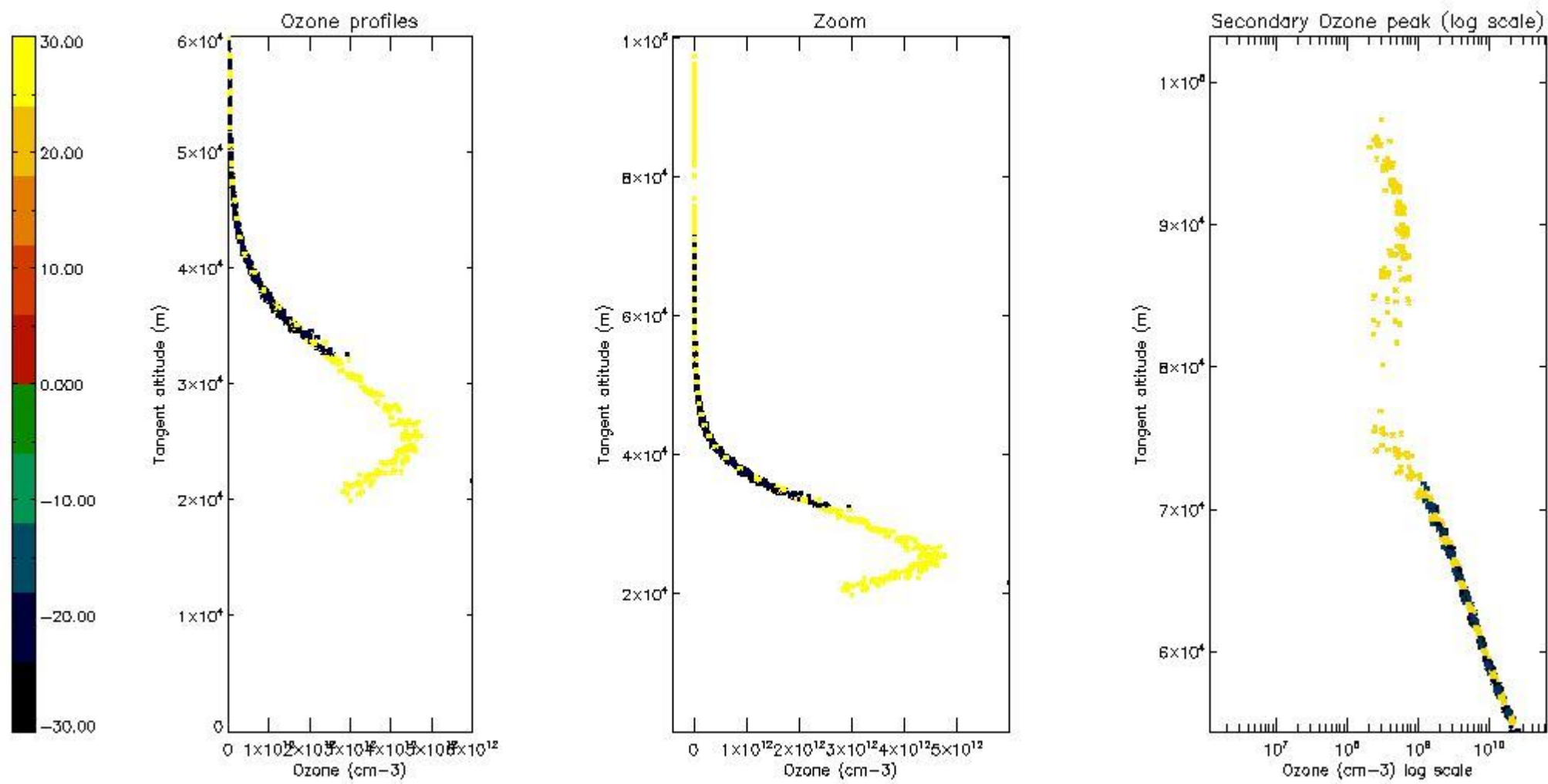
5.4 Plot ozone profiles where STD < 10% (dark without errors)

The colorbar represents the latitude.



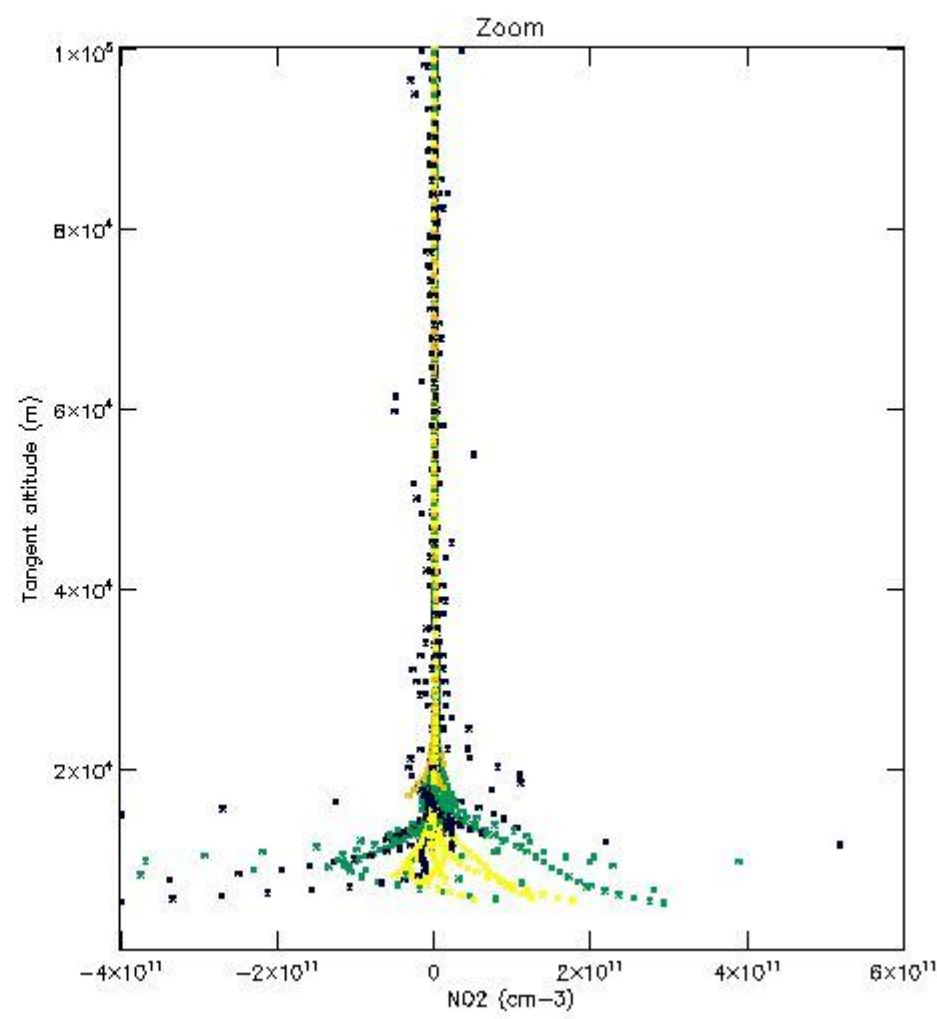
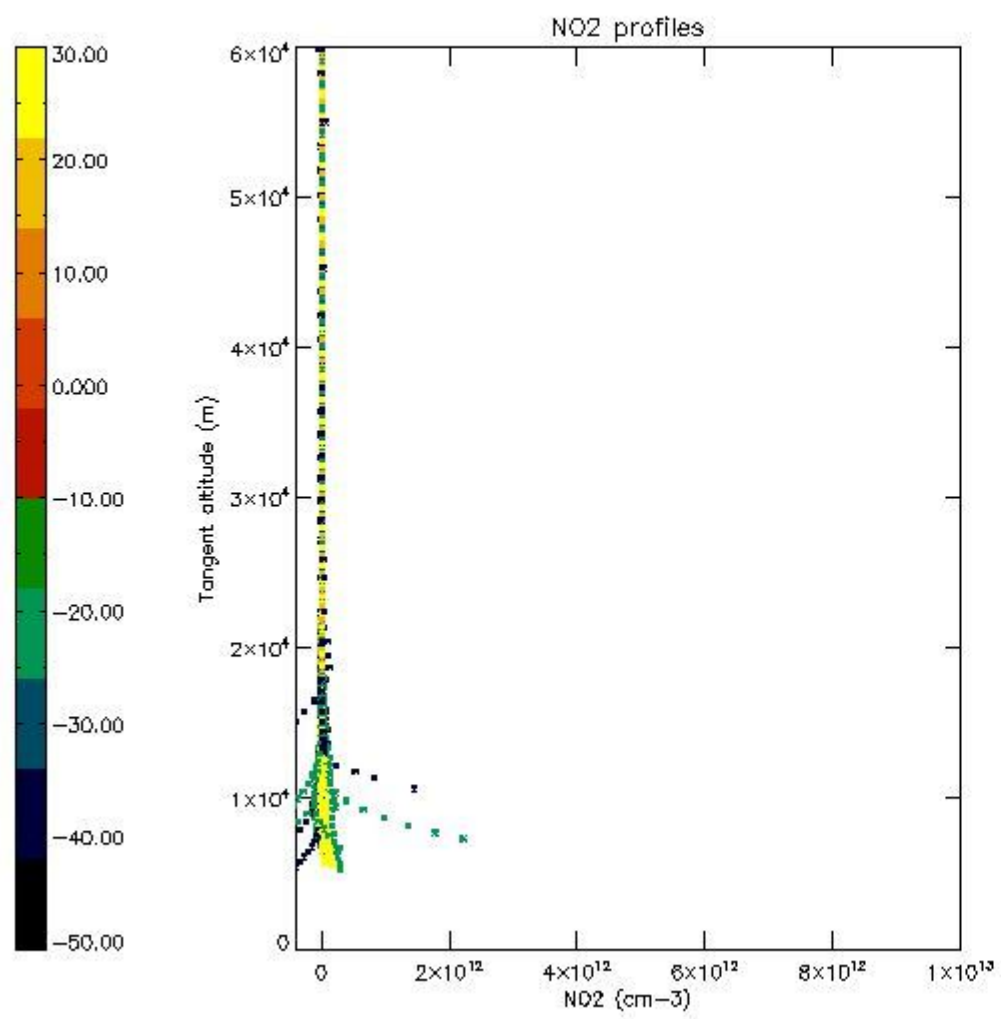
5.5 Plot ozone profiles where STD < 5% (dark without errors)

The colorbar represents the latitude.



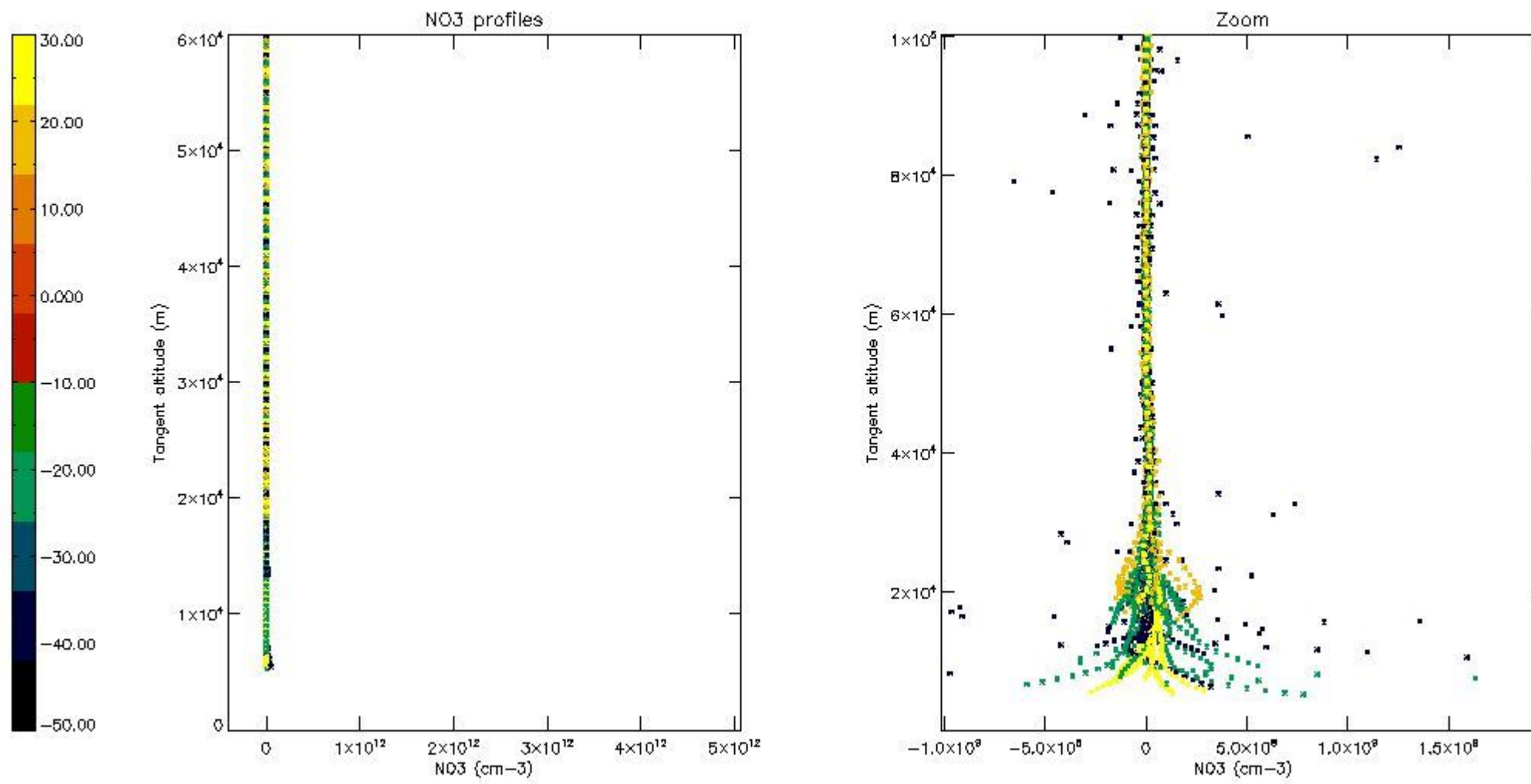
5.6 Plot NO₂ profiles for all STD (dark without errors)

The colorbar represents the latitude.



5.7 Plot NO3 profiles for all STD (dark without errors)

The colorbar represents the latitude.



6. Auxiliary Data Files used for the production reported in section 2

The number reported in the third column indicates since which file (see list in section 2) the corresponding auxiliary file has been used. The fourth column is the date of those product files.

Type	Auxiliary Filename	Used since product	Used since product date
INST_PHYS_CHARACTERISTICS	GOM_INS_AXVIEC20091111_143220_20030716_120000_20500101_000000	1	01-OCT-2005 00:00:53
LEVEL-2_PROC_CONFIG	GOM_PR2_AXVIEC20091111_152718_20020301_000000_20500101_000000	1	01-OCT-2005 00:00:53
CROSS_SECTIONS_FILE	GOM_CRS_AXVIEC20091111_154832_20020301_000000_20500101_000000	1	01-OCT-2005 00:00:53

GOMOS Level 2 Daily Report

SUMMARY

[1. General Info](#)

[2. Summary of processed GOM_NL_2P products](#)

[3. Level 2 Quality information per product](#)

[3.1 Plot of level 2 quality information per product \(time dependant\)](#)

[3.2 Plot of level 2 quality information per product \(world map\)](#)

[4. Level 1 Quality information per product \(stored on level 2 products\)](#)

[4.1 Plot of level 1 quality information per product \(time dependant\)](#)

[4.1.1 Plot of level 1 quality information per product \(time dependant\): ASCENDING](#)

[4.1.2 Plot of level 1 quality information per product \(time dependant\): DESCENDING](#)

[4.2 Plot of level 1 quality information per product \(world map\)](#)

[4.2.1 Plot of level 1 quality information per product \(world map\): ASCENDING](#)

[4.2.2 Plot of level 1 quality information per product \(world map\): DESCENDING](#)

[5. Ozone profiles based on quality statistics and other trace gas profiles](#)

[5.1 Ozone statistics based on quality of products](#)

[5.2 Plot ozone profiles for all STD \(dark without errors\)](#)

[5.3 Plot ozone profiles where STD < 20% \(dark without errors\)](#)

[5.4. Plot ozone profiles where STD < 10% \(dark without errors\)](#)

[5.5. Plot ozone profiles where STD < 5% \(dark without errors\)](#)

[5.6 Plot NO2 profiles for all STD \(dark without errors\)](#)

[5.7 Plot NO3 profiles for all STD \(dark without errors\)](#)

[5.8 Plot H2O profiles \(only for occultations of stars 1,2,3,4,13,14,16,26,63 dark without errors\) for all STD](#)

[6. Auxiliary Data Files used for the production reported in section 2](#)

This report presents the daily analysis on parameters extracted from GOMOS level 2 data (GOM_NL__2P). It is intended to monitor some important parameters that will impact the quality of these products. A list of level 2 products (and content) that have arrived during the reporting day to the PCF is also given.

Item	Value
Time of report generation	18APR2013 11:20:01
Data source version	GOMOS/6.01
Start time of products	01-10-2005 (01OCT2005 00:00:00)
Stop time of products	02-10-2005 (02OCT2005 00:00:00)
Store outputs in DB	Yes
Nb of level 2 prods	252
Nb of prods with errors	0

2. Summary of processed GOM_NL__2P products.

Nr	Filename	UTC Start time	Limb	Duration	Star Id	Star Name	Star Mag	Star Temp	Nb Meas	Orbit	Prod. error
1	GOM_NL__2PRFIN20051001_000053_000000362041_00159_18750_8150.N1	01-OCT-2005 00:00:53	Bright	35.500	82	48Bet UMa	2.3650	10600.	71	18750	No
2	GOM_NL__2PRFIN20051001_000406_000000342041_00159_18750_8151.N1	01-OCT-2005 00:04:06	Bright	34.000	174	52Psi UMa	3.0040	4400.0	68	18750	No
3	GOM_NL__2PRFIN20051001_001045_000000362041_00159_18750_8152.N1	01-OCT-2005 00:10:45	Bright	35.500	166	17Eps Leo	2.9800	6000.0	71	18750	No
4	GOM_NL__2PRFIN20051001_002019_000000492041_00159_18750_8153.N1	01-OCT-2005 00:20:19	Twilight	48.500	48	30Alp Hya	1.9770	4100.0	97	18750	No
5	GOM_NL__2PRFIN20051001_002959_000000432041_00159_18750_8154.N1	01-OCT-2005 00:29:59	Dark	43.000	65	Lam Vel	2.2040	4400.0	86	18750	No
6	GOM_NL__2PRFIN20051001_003317_000000402041_00159_18750_8155.N1	01-OCT-2005 00:33:17	Dark	40.000	46	Del Vel	1.9540	10600.	80	18750	No
7	GOM_NL__2PRFIN20051001_004706_000000392041_00160_18751_7209.N1	01-OCT-2005 00:47:06	Dark	38.500	143	Alp Hyi	2.8570	7200.0	77	18751	No
8	GOM_NL__2PRFIN20051001_004833_000000472041_00160_18751_7210.N1	01-OCT-2005 00:48:33	Dark	46.500	9	Alp Eri	0.45300	24000.	93	18751	No
9	GOM_NL__2PRFIN20051001_005355_000000402041_00160_18751_7211.N1	01-OCT-2005 00:53:55	Straylight	40.000	84	Alp Phe	2.3970	4500.0	80	18751	No
10	GOM_NL__2PRFIN20051001_005834_000000432041_00160_18751_7212.N1	01-OCT-2005 00:58:34	Straylight	42.500	18	24Alp PsA	1.1660	9700.0	85	18751	No
11	GOM_NL__2PRFIN20051001_011101_000000362041_00160_18751_7213.N1	01-OCT-2005 01:11:01	Bright	35.500	90	54Alp Peg	2.4870	11000.	71	18751	No
12	GOM_NL__2PRFIN20051001_011439_000000362041_00160_18751_7214.N1	01-OCT-2005 01:14:39	Bright	35.500	93	53Bet Peg	2.5200	3100.0	71	18751	No
13	GOM_NL__2PRFIN20051001_012453_000000362041_00160_18751_7215.N1	01-OCT-2005 01:24:53	Bright	36.000	89	5Alp Cep	2.4510	8000.0	72	18751	No
14	GOM_NL__2PRFIN20051001_013202_000000372041_00160_18751_7216.N1	01-OCT-2005 01:32:02	Bright	36.500	49	1Alp UMi	1.9900	6300.0	73	18751	No
15	GOM_NL__2PRFIN20051001_013405_000000392041_00160_18751_7217.N1	01-OCT-2005 01:34:05	Bright	38.500	60	7Bet UMi	2.0810	3950.0	77	18751	No
16	GOM_NL__2PRFIN20051001_013959_000000352041_00160_18751_7218.N1	01-OCT-2005 01:39:59	Bright	35.000	36	50Alp UMa	1.8000	6300.0	70	18751	No
17	GOM_NL__2PRFIN20051001_014129_000000342041_00160_18751_7219.N1	01-OCT-2005 01:41:29	Bright	34.000	82	48Bet UMa	2.3650	10600.	68	18751	No
18	GOM_NL__2PRFIN20051001_014442_000000332041_00160_18751_7220.N1	01-OCT-2005 01:44:42	Bright	33.000	174	52Psi UMa	3.0040	4400.0	66	18751	No
19	GOM_NL__2PRFIN20051001_015121_000000352041_00160_18751_7221.N1	01-OCT-2005 01:51:21	Bright	34.500	166	17Eps Leo	2.9800	6000.0	69	18751	No
20	GOM_NL__2PRFIN20051001_020055_000000542041_00160_18751_7222.N1	01-OCT-2005 02:00:55	Twilight	54.000	48	30Alp Hya	1.9770	4100.0	108	18751	No
21	GOM_NL__2PRFIN20051001_021036_000000462041_00160_18751_7223.N1	01-OCT-2005 02:10:36	Dark	46.000	65	Lam Vel	2.2040	4400.0	92	18751	No
22	GOM_NL__2PRFIN20051001_021353_000000392041_00160_18751_7224.N1	01-OCT-2005 02:13:53	Dark	38.500	46	Del Vel	1.9540	10600.	77	18751	No
23	GOM_NL__2PRFIN20051001_022742_000000392041_00161_18752_7209.N1	01-OCT-2005 02:27:42	Dark	39.000	143	Alp Hyi	2.8570	7200.0	78	18752	No
24	GOM_NL__2PRFIN20051001_022910_000000432041_00161_18752_7210.N1	01-OCT-2005 02:29:10	Dark	43.000	9	Alp Eri	0.45300	24000.	86	18752	No
25	GOM_NL__2PRFIN20051001_023431_000000412041_00161_18752_7211.N1	01-OCT-2005 02:34:31	Straylight	40.500	84	Alp Phe	2.3970	4500.0	81	18752	No
26	GOM_NL__2PRFIN20051001_023910_000000452041_00161_18752_7212.N1	01-OCT-2005 02:39:10	Straylight	44.500	18	24Alp PsA	1.1660	9700.0	89	18752	No
27	GOM_NL__2PRFIN20051001_025137_000000362041_00161_18752_7213.N1	01-OCT-2005 02:51:37	Bright	35.500	90	54Alp Peg	2.4870	11000.	71	18752	No
28	GOM_NL__2PRFIN20051001_025515_000000362041_00161_18752_7214.N1	01-OCT-2005 02:55:15	Bright	36.000	93	53Bet Peg	2.5200	3100.0	72	18752	No
29	GOM_NL__2PRFIN20051001_030529_000000352041_00161_18752_7215.N1	01-OCT-2005 03:05:29	Bright	35.000	89	5Alp Cep	2.4510	8000.0	70	18752	No
30	GOM_NL__2PRFIN20051001_031238_000000362041_00161_18752_7216.N1	01-OCT-2005 03:12:38	Bright	35.500	49	1Alp UMi	1.9900	6300.0	71	18752	No
31	GOM_NL__2PRFIN20051001_031441_000000362041_00161_18752_7217.N1	01-OCT-2005 03:14:41	Bright	36.000	60	7Bet UMi	2.0810	3950.0	72	18752	No
32	GOM_NL__2PRFIN20051001_032035_000000352041_00161_18752_7218.N1	01-OCT-2005 03:20:35	Bright	35.000	36	50Alp UMa	1.8000	6300.0	70	18752	No
33	GOM_NL__2PRFIN20051001_032205_000000352041_00161_18752_7219.N1	01-OCT-2005 03:22:05	Bright	35.000	82	48Bet UMa	2.3650	10600.	70	18752	No
34	GOM_NL__2PRFIN20051001_032518_000000472041_00161_18752_7220.N1	01-OCT-2005 03:25:18	Bright	46.500	174	52Psi UMa	3.0040	4400.0	93	18752	No
35	GOM_NL__2PRFIN20051001_033157_000000362041_00161_18752_7221.N1	01-OCT-2005 03:31:57	Bright	36.000	166	17Eps Leo	2.9800	6000.0	72	18752	No
36	GOM_NL__2PRFIN20051001_034132_000000442041_00161_18752_7222.N1	01-OCT-2005 03:41:32	Twilight	44.000	48	30Alp Hya	1.9770	4100.0	88	18752	No
37	GOM_NL__2PRFIN20051001_035112_000000452041_00161_18752_7223.N1	01-OCT-2005 03:51:12	Dark	44.500	65	Lam Vel	2.2040	4400.0	89	18752	No
38	GOM_NL__2PRFIN20051001_035430_000000392041_00161_18752_7224.N1	01-OCT-2005 03:54:30	Dark	38.500	46	Del Vel	1.9540	10600.	77	18752	No
39	GOM_NL__2PRFIN20051001_035605_000000382041_00162_18753_7225.N1	01-OCT-2005 03:56:05	Dark	38.000	41	Eps Car	1.8600	4100.0	76	18753	No
40	GOM_NL__2PRFIN20051001_040818_000000382041_00162_18753_7210.N1	01-OCT-2005 04:08:18	Dark	38.000	143	Alp Hyi	2.8570	7200.0	76	18753	No
41	GOM_NL__2PRFIN20051001_040946_000000492041_00162_18753_7211.N1	01-OCT-2005 04:09:46	Dark	49.000	9	Alp Eri	0.45300	24000.	98	18753	No
42	GOM_NL__2PRFIN20051001_041508_000000462041_00162_18753_7212.N1	01-OCT-2005 04:15:08	Straylight	46.000	84	Alp Phe	2.3970	4500.0	92	18753	No

43	GOM_NL__2PRFIN20051001_041947_000000442041_00162_18753_7213.N1	01-OCT-2005 04:19:47	Straylight	43.500	18	24Alp PsA	1.1660	9700.0	87	18753	No
44	GOM_NL__2PRFIN20051001_043213_000000362041_00162_18753_7214.N1	01-OCT-2005 04:32:13	Bright	36.000	90	54Alp Peg	2.4870	11000.	72	18753	No
45	GOM_NL__2PRFIN20051001_043552_000000362041_00162_18753_7215.N1	01-OCT-2005 04:35:52	Bright	35.500	93	53Bet Peg	2.5200	3100.0	71	18753	No
46	GOM_NL__2PRFIN20051001_044606_000000362041_00162_18753_7216.N1	01-OCT-2005 04:46:06	Bright	35.500	89	5Alp Cep	2.4510	8000.0	71	18753	No
47	GOM_NL__2PRFIN20051001_045314_000000362041_00162_18753_7217.N1	01-OCT-2005 04:53:14	Bright	36.000	49	1Alp UMi	1.9900	6300.0	72	18753	No
48	GOM_NL__2PRFIN20051001_045518_000000342041_00162_18753_7218.N1	01-OCT-2005 04:55:18	Bright	33.500	60	7Bet UMi	2.0810	3950.0	67	18753	No
49	GOM_NL__2PRFIN20051001_050111_000000372041_00162_18753_7219.N1	01-OCT-2005 05:01:11	Bright	36.500	36	50Alp UMa	1.8000	6300.0	73	18753	No
50	GOM_NL__2PRFIN20051001_050241_000000522041_00162_18753_7220.N1	01-OCT-2005 05:02:41	Bright	52.000	82	48Bet UMa	2.3650	10600.	104	18753	No
51	GOM_NL__2PRFIN20051001_050554_000000332041_00162_18753_7221.N1	01-OCT-2005 05:05:54	Bright	33.000	174	52Psi UMa	3.0040	4400.0	66	18753	No
52	GOM_NL__2PRFIN20051001_051234_000000362041_00162_18753_7222.N1	01-OCT-2005 05:12:34	Bright	35.500	166	17Eps Leo	2.9800	6000.0	71	18753	No
53	GOM_NL__2PRFIN20051001_052208_000000452041_00162_18753_7223.N1	01-OCT-2005 05:22:08	Twilight	45.000	48	30Alp Hya	1.9770	4100.0	90	18753	No
54	GOM_NL__2PRFIN20051001_053149_000000442041_00162_18753_7224.N1	01-OCT-2005 05:31:49	Dark	43.500	65	Lam Vel	2.2040	4400.0	87	18753	No
55	GOM_NL__2PRFIN20051001_053506_000000412041_00162_18753_7225.N1	01-OCT-2005 05:35:06	Dark	40.500	46	Del Vel	1.9540	10600.	81	18753	No
56	GOM_NL__2PRFIN20051001_053641_000000502041_00163_18754_7209.N1	01-OCT-2005 05:36:41	Dark	49.500	41	Eps Car	1.8600	4100.0	99	18754	No
57	GOM_NL__2PRFIN20051001_053821_000000382041_00163_18754_7210.N1	01-OCT-2005 05:38:21	Dark	38.000	29	Bet Car	1.6720	10200.	76	18754	No
58	GOM_NL__2PRFIN20051001_054855_000000382041_00163_18754_7211.N1	01-OCT-2005 05:48:55	Dark	38.000	143	Alp Hyi	2.8570	7200.0	76	18754	No
59	GOM_NL__2PRFIN20051001_055022_000000462041_00163_18754_7212.N1	01-OCT-2005 05:50:22	Dark	45.500	9	Alp Eri	0.45300	24000.	91	18754	No
60	GOM_NL__2PRFIN20051001_055544_000000412041_00163_18754_7213.N1	01-OCT-2005 05:55:44	Straylight	41.000	84	Alp Phe	2.3970	4500.0	82	18754	No
61	GOM_NL__2PRFIN20051001_060023_000000422041_00163_18754_7214.N1	01-OCT-2005 06:00:23	Straylight	41.500	18	24Alp PsA	1.1660	9700.0	83	18754	No
62	GOM_NL__2PRFIN20051001_061249_000000362041_00163_18754_7215.N1	01-OCT-2005 06:12:49	Bright	36.000	90	54Alp Peg	2.4870	11000.	72	18754	No
63	GOM_NL__2PRFIN20051001_061628_000000382041_00163_18754_7216.N1	01-OCT-2005 06:16:28	Bright	38.000	93	53Bet Peg	2.5200	3100.0	76	18754	No
64	GOM_NL__2PRFIN20051001_062642_000000352041_00163_18754_7217.N1	01-OCT-2005 06:26:42	Bright	35.000	89	5Alp Cep	2.4510	8000.0	70	18754	No
65	GOM_NL__2PRFIN20051001_063350_000000362041_00163_18754_7218.N1	01-OCT-2005 06:33:50	Bright	36.000	49	1Alp UMi	1.9900	6300.0	72	18754	No
66	GOM_NL__2PRFIN20051001_063554_000000382041_00163_18754_7219.N1	01-OCT-2005 06:35:54	Bright	37.500	60	7Bet UMi	2.0810	3950.0	75	18754	No
67	GOM_NL__2PRFIN20051001_064147_000000372041_00163_18754_7220.N1	01-OCT-2005 06:41:47	Bright	36.500	36	50Alp UMa	1.8000	6300.0	73	18754	No
68	GOM_NL__2PRFIN20051001_064317_000000352041_00163_18754_7221.N1	01-OCT-2005 06:43:17	Bright	35.000	82	48Bet UMa	2.3650	10600.	70	18754	No
69	GOM_NL__2PRFIN20051001_064631_000000332041_00163_18754_7222.N1	01-OCT-2005 06:46:31	Bright	33.000	174	52Psi UMa	3.0040	4400.0	66	18754	No
70	GOM_NL__2PRFIN20051001_065310_000000362041_00163_18754_7223.N1	01-OCT-2005 06:53:10	Bright	35.500	166	17Eps Leo	2.9800	6000.0	71	18754	No
71	GOM_NL__2PRFIN20051001_070244_000000472041_00163_18754_7224.N1	01-OCT-2005 07:02:44	Twilight	46.500	48	30Alp Hya	1.9770	4100.0	93	18754	No
72	GOM_NL__2PRFIN20051001_071225_000000442041_00163_18754_7225.N1	01-OCT-2005 07:12:25	Dark	43.500	65	Lam Vel	2.2040	4400.0	87	18754	No
73	GOM_NL__2PRFIN20051001_071542_000000392041_00163_18754_7226.N1	01-OCT-2005 07:15:42	Dark	38.500	46	Del Vel	1.9540	10600.	77	18754	No
74	GOM_NL__2PRFIN20051001_071718_000000502041_00164_18755_7209.N1	01-OCT-2005 07:17:18	Dark	50.000	41	Eps Car	1.8600	4100.0	100	18755	No
75	GOM_NL__2PRFIN20051001_071857_000000372041_00164_18755_7210.N1	01-OCT-2005 07:18:57	Dark	37.000	29	Bet Car	1.6720	10200.	74	18755	No
76	GOM_NL__2PRFIN20051001_072931_000000392041_00164_18755_7211.N1	01-OCT-2005 07:29:31	Dark	38.500	143	Alp Hyi	2.8570	7200.0	77	18755	No
77	GOM_NL__2PRFIN20051001_073059_000000512041_00164_18755_7212.N1	01-OCT-2005 07:30:59	Dark	51.000	9	Alp Eri	0.45300	24000.	102	18755	No
78	GOM_NL__2PRFIN20051001_073620_000000432041_00164_18755_7213.N1	01-OCT-2005 07:36:20	Straylight	42.500	84	Alp Phe	2.3970	4500.0	85	18755	No
79	GOM_NL__2PRFIN20051001_074059_000000432041_00164_18755_7214.N1	01-OCT-2005 07:40:59	Straylight	43.000	18	24Alp PsA	1.1660	9700.0	86	18755	No
80	GOM_NL__2PRFIN20051001_075325_000000362041_00164_18755_7215.N1	01-OCT-2005 07:53:25	Bright	36.000	90	54Alp Peg	2.4870	11000.	72	18755	No
81	GOM_NL__2PRFIN20051001_075703_000000382041_00164_18755_7216.N1	01-OCT-2005 07:57:03	Bright	37.500	93	53Bet Peg	2.5200	3100.0	75	18755	No
82	GOM_NL__2PRFIN20051001_080718_000000352041_00164_18755_7217.N1	01-OCT-2005 08:07:18	Bright	34.500	89	5Alp Cep	2.4510	8000.0	69	18755	No
83	GOM_NL__2PRFIN20051001_081426_000000362041_00164_18755_7218.N1	01-OCT-2005 08:14:26	Bright	35.500	49	1Alp UMi	1.9900	6300.0	71	18755	No
84	GOM_NL__2PRFIN20051001_081630_000000372041_00164_18755_7219.N1	01-OCT-2005 08:16:30	Bright	36.500	60	7Bet UMi	2.0810	3950.0	73	18755	No
85	GOM_NL__2PRFIN20051001_082223_000000362041_00164_18755_7220.N1	01-OCT-2005 08:22:23	Bright	36.000	36	50Alp UMa	1.8000	6300.0	72	18755	No
86	GOM_NL__2PRFIN20051001_082354_000000352041_00164_18755_7221.N1	01-OCT-2005 08:23:54	Bright	34.500	82	48Bet UMa	2.3650	10600.	69	18755	No
87	GOM_NL__2PRFIN20051001_082707_000000342041_00164_18755_7222.N1	01-OCT-2005 08:27:07	Bright	34.000	174	52Psi UMa	3.0040	4400.0	68	18755	No
88	GOM_NL__2PRFIN20051001_083346_000000352041_00164_18755_7223.N1	01-OCT-2005 08:33:46	Bright	35.000	166	17Eps Leo	2.9800	6000.0	70	18755	No
89	GOM_NL__2PRFIN20051001_084321_000000452041_00164_18755_7224.N1	01-OCT-2005 08:43:21	Twilight	45.000	48	30Alp Hya	1.9770	4100.0	90	18755	No
90	GOM_NL__2PRFIN20051001_085301_000000422041_00164_18755_7225.N1	01-OCT-2005 08:53:01	Dark	42.000	65	Lam Vel	2.2040	4400.0	84	18755	No
91	GOM_NL__2PRFIN20051001_085619_000000402041_00164_18755_7226.N1	01-OCT-2005 08:56:19	Dark	39.500	46	Del Vel	1.9540	10600.	79	18755	No
92	GOM_NL__2PRFIN20051001_085754_000000432041_00165_18756_7209.N1	01-OCT-2005 08:57:54	Dark	42.500	41	Eps Car	1.8600	4100.0	85	18756	No
93	GOM_NL__2PRFIN20051001_085933_000000382041_00165_18756_7210.N1	01-OCT-2005 08:59:33	Dark	38.000	29	Bet Car	1.6720	10200.	76	18756	No
94	GOM_NL__2PRFIN20051001_091007_000000402041_00165_18756_7211.N1	01-OCT-2005 09:10:07	Dark	39.500	143	Alp Hyi	2.8570	7200.0	79	18756	No
95	GOM_NL__2PRFIN20051001_091135_000000522041_00165_18756_7212.N1	01-OCT-2005 09:11:35	Dark	51.500	9	Alp Eri	0.45300	24000.	103	18756	No
96	GOM_NL__2PRFIN20051001_091656_000000432041_00165_18756_7213.N1	01-OCT-2005 09:16:56	Straylight	43.000	84	Alp Phe	2.3970	4500.0	86	18756	No
97	GOM_NL__2PRFIN20051001_092135_000000392041_00165_18756_7214.N1	01-OCT-2005 09:21:35	Straylight	39.000	18	24Alp PsA	1.1660	9700.0	78	18756	No
98	GOM_NL__2PRFIN20051001_093401_000000362041_00165_18756_7215.N1	01-OCT-2005 09:34:01	Bright	36.000	90	54Alp Peg	2.4870	11000.	72	18756	No
99	GOM_NL__2PRFIN20051001_093739_000000352041_00165_18756_7216.N1	01-OCT-2005 09:37:39	Bright	34.500	93	53Bet Peg	2.5200	3100.0	69	18756	No
100	GOM_NL__2PRFIN20051001_094754_000000332041_00165_18756_7217.N1	01-OCT-2005 09:47:54	Bright	33.000	89	5Alp Cep	2.4510	8000.0	66	18756	No
101	GOM_NL__2PRFIN20051001_095502_000000362041_00165_18756_7218.N1	01-OCT-2005 09:55:02	Bright	35.500	49	1Alp UMi	1.9900	6300.0	71	18756	No

102	GOM_NL__2PRFIN20051001_095706_000000372041_00165_18756_7219.N1	01-OCT-2005 09:57:06	Bright	36.500	60	7Bet UMi	2.0810	3950.0	73	18756	No
103	GOM_NL__2PRFIN20051001_100259_000000352041_00165_18756_7220.N1	01-OCT-2005 10:02:59	Bright	34.500	36	50Alp UMa	1.8000	6300.0	69	18756	No
104	GOM_NL__2PRFIN20051001_100430_000000332041_00165_18756_7221.N1	01-OCT-2005 10:04:30	Bright	32.500	82	48Bet UMa	2.3650	10600.	65	18756	No
105	GOM_NL__2PRFIN20051001_100743_000000342041_00165_18756_7222.N1	01-OCT-2005 10:07:43	Bright	33.500	174	52Psi UMa	3.0040	4400.0	67	18756	No
106	GOM_NL__2PRFIN20051001_101422_000000352041_00165_18756_7223.N1	01-OCT-2005 10:14:22	Bright	35.000	166	17Eps Leo	2.9800	6000.0	70	18756	No
107	GOM_NL__2PRFIN20051001_102357_000000492041_00165_18756_7224.N1	01-OCT-2005 10:23:57	Twilight	48.500	48	30Alp Hya	1.9770	4100.0	97	18756	No
108	GOM_NL__2PRFIN20051001_103338_000000422041_00165_18756_7225.N1	01-OCT-2005 10:33:38	Dark	41.500	65	Lam Vel	2.2040	4400.0	83	18756	No
109	GOM_NL__2PRFIN20051001_103655_000000392041_00165_18756_7226.N1	01-OCT-2005 10:36:55	Dark	39.000	46	Del Vel	1.9540	10600.	78	18756	No
110	GOM_NL__2PRFIN20051001_103830_000000462041_00166_18757_7209.N1	01-OCT-2005 10:38:30	Dark	45.500	41	Eps Car	1.8600	4100.0	91	18757	No
111	GOM_NL__2PRFIN20051001_104009_000000372041_00166_18757_7210.N1	01-OCT-2005 10:40:09	Dark	36.500	29	Bet Car	1.6720	10200.	73	18757	No
112	GOM_NL__2PRFIN20051001_105044_000000392041_00166_18757_7211.N1	01-OCT-2005 10:50:44	Dark	38.500	143	Alp Hyi	2.8570	7200.0	77	18757	No
113	GOM_NL__2PRFIN20051001_105211_000000462041_00166_18757_7212.N1	01-OCT-2005 10:52:11	Dark	46.000	9	Alp Eri	0.45300	24000.	92	18757	No
114	GOM_NL__2PRFIN20051001_105732_000000412041_00166_18757_7213.N1	01-OCT-2005 10:57:32	Straylight	41.000	84	Alp Phe	2.3970	4500.0	82	18757	No
115	GOM_NL__2PRFIN20051001_110211_000000412041_00166_18757_7214.N1	01-OCT-2005 11:02:11	Straylight	40.500	18	24Alp PsA	1.1660	9700.0	81	18757	No
116	GOM_NL__2PRFIN20051001_111437_000000372041_00166_18757_7215.N1	01-OCT-2005 11:14:37	Bright	36.500	90	54Alp Peg	2.4870	11000.	73	18757	No
117	GOM_NL__2PRFIN20051001_111815_000000382041_00166_18757_7216.N1	01-OCT-2005 11:18:15	Bright	37.500	93	53Bet Peg	2.5200	3100.0	75	18757	No
118	GOM_NL__2PRFIN20051001_112830_000000362041_00166_18757_7217.N1	01-OCT-2005 11:28:30	Bright	36.000	89	5Alp Cep	2.4510	8000.0	72	18757	No
119	GOM_NL__2PRFIN20051001_113537_000000362041_00166_18757_7218.N1	01-OCT-2005 11:35:37	Bright	35.500	49	1Alp UMi	1.9900	6300.0	71	18757	No
120	GOM_NL__2PRFIN20051001_113743_000000372041_00166_18757_7219.N1	01-OCT-2005 11:37:43	Bright	37.000	60	7Bet UMi	2.0810	3950.0	74	18757	No
121	GOM_NL__2PRFIN20051001_114335_000000352041_00166_18757_7220.N1	01-OCT-2005 11:43:35	Bright	34.500	36	50Alp UMa	1.8000	6300.0	69	18757	No
122	GOM_NL__2PRFIN20051001_114505_000000332041_00166_18757_7221.N1	01-OCT-2005 11:45:05	Bright	33.000	82	48Bet UMa	2.3650	10600.	66	18757	No
123	GOM_NL__2PRFIN20051001_114819_000000332041_00166_18757_7222.N1	01-OCT-2005 11:48:19	Bright	32.500	174	52Psi UMa	3.0040	4400.0	65	18757	No
124	GOM_NL__2PRFIN20051001_115458_000000352041_00166_18757_7223.N1	01-OCT-2005 11:54:58	Bright	35.000	166	17Eps Leo	2.9800	6000.0	70	18757	No
125	GOM_NL__2PRFIN20051001_120433_000000452041_00166_18757_7224.N1	01-OCT-2005 12:04:33	Twilight	44.500	48	30Alp Hya	1.9770	4100.0	89	18757	No
126	GOM_NL__2PRFIN20051001_121414_000000502041_00166_18757_7225.N1	01-OCT-2005 12:14:14	Dark	49.500	65	Lam Vel	2.2040	4400.0	99	18757	No
127	GOM_NL__2PRFIN20051001_121731_000000392041_00166_18757_7226.N1	01-OCT-2005 12:17:31	Dark	38.500	46	Del Vel	1.9540	10600.	77	18757	No
128	GOM_NL__2PRFIN20051001_121907_000000482041_00167_18758_7229.N1	01-OCT-2005 12:19:07	Dark	48.000	41	Eps Car	1.8600	4100.0	96	18758	No
129	GOM_NL__2PRFIN20051001_122045_000000402041_00167_18758_7230.N1	01-OCT-2005 12:20:45	Dark	39.500	29	Bet Car	1.6720	10200.	79	18758	No
130	GOM_NL__2PRFIN20051001_123120_000000392041_00167_18758_7231.N1	01-OCT-2005 12:31:20	Dark	38.500	143	Alp Hyi	2.8570	7200.0	77	18758	No
131	GOM_NL__2PRFIN20051001_123248_000000412041_00167_18758_7232.N1	01-OCT-2005 12:32:48	Dark	41.000	9	Alp Eri	0.45300	24000.	82	18758	No
132	GOM_NL__2PRFIN20051001_123809_000000392041_00167_18758_7233.N1	01-OCT-2005 12:38:09	Straylight	39.000	84	Alp Phe	2.3970	4500.0	78	18758	No
133	GOM_NL__2PRFIN20051001_124247_000000412041_00167_18758_7234.N1	01-OCT-2005 12:42:47	Straylight	41.000	18	24Alp PsA	1.1660	9700.0	82	18758	No
134	GOM_NL__2PRFIN20051001_125513_000000362041_00167_18758_7235.N1	01-OCT-2005 12:55:13	Bright	35.500	90	54Alp Peg	2.4870	11000.	71	18758	No
135	GOM_NL__2PRFIN20051001_125851_000000362041_00167_18758_7236.N1	01-OCT-2005 12:58:51	Bright	36.000	93	53Bet Peg	2.5200	3100.0	72	18758	No
136	GOM_NL__2PRFIN20051001_130906_000000362041_00167_18758_7237.N1	01-OCT-2005 13:09:06	Bright	35.500	89	5Alp Cep	2.4510	8000.0	71	18758	No
137	GOM_NL__2PRFIN20051001_131613_000000362041_00167_18758_7238.N1	01-OCT-2005 13:16:13	Bright	35.500	49	1Alp UMi	1.9900	6300.0	71	18758	No
138	GOM_NL__2PRFIN20051001_131819_000000372041_00167_18758_7239.N1	01-OCT-2005 13:18:19	Bright	37.000	60	7Bet UMi	2.0810	3950.0	74	18758	No
139	GOM_NL__2PRFIN20051001_132411_000000342041_00167_18758_7240.N1	01-OCT-2005 13:24:11	Bright	33.500	36	50Alp UMa	1.8000	6300.0	67	18758	No
140	GOM_NL__2PRFIN20051001_132542_000000352041_00167_18758_7241.N1	01-OCT-2005 13:25:42	Bright	35.000	82	48Bet UMa	2.3650	10600.	70	18758	No
141	GOM_NL__2PRFIN20051001_132855_000000342041_00167_18758_7242.N1	01-OCT-2005 13:28:55	Bright	34.000	174	52Psi UMa	3.0040	4400.0	68	18758	No
142	GOM_NL__2PRFIN20051001_133534_000000372041_00167_18758_7243.N1	01-OCT-2005 13:35:34	Bright	37.000	166	17Eps Leo	2.9800	6000.0	74	18758	No
143	GOM_NL__2PRFIN20051001_134510_000000442041_00167_18758_7244.N1	01-OCT-2005 13:45:10	Twilight	43.500	48	30Alp Hya	1.9770	4100.0	87	18758	No
144	GOM_NL__2PRFIN20051001_135450_000000432041_00167_18758_7245.N1	01-OCT-2005 13:54:50	Dark	43.000	65	Lam Vel	2.2040	4400.0	86	18758	No
145	GOM_NL__2PRFIN20051001_135807_000000382041_00167_18758_7246.N1	01-OCT-2005 13:58:07	Dark	37.500	46	Del Vel	1.9540	10600.	75	18758	No
146	GOM_NL__2PRFIN20051001_135943_000000412041_00168_18759_7229.N1	01-OCT-2005 13:59:43	Dark	40.500	41	Eps Car	1.8600	4100.0	81	18759	No
147	GOM_NL__2PRFIN20051001_140121_000000412041_00168_18759_7230.N1	01-OCT-2005 14:01:21	Dark	40.500	29	Bet Car	1.6720	10200.	81	18759	No
148	GOM_NL__2PRFIN20051001_141156_000000412041_00168_18759_7231.N1	01-OCT-2005 14:11:56	Dark	41.000	143	Alp Hyi	2.8570	7200.0	82	18759	No
149	GOM_NL__2PRFIN20051001_141324_000000412041_00168_18759_7232.N1	01-OCT-2005 14:13:24	Dark	41.000	9	Alp Eri	0.45300	24000.	82	18759	No
150	GOM_NL__2PRFIN20051001_141845_000000392041_00168_18759_7233.N1	01-OCT-2005 14:18:45	Straylight	39.000	84	Alp Phe	2.3970	4500.0	78	18759	No
151	GOM_NL__2PRFIN20051001_142323_000000442041_00168_18759_7234.N1	01-OCT-2005 14:23:23	Straylight	43.500	18	24Alp PsA	1.1660	9700.0	87	18759	No
152	GOM_NL__2PRFIN20051001_143549_000000362041_00168_18759_7235.N1	01-OCT-2005 14:35:49	Bright	35.500	90	54Alp Peg	2.4870	11000.	71	18759	No
153	GOM_NL__2PRFIN20051001_143927_000000382041_00168_18759_7236.N1	01-OCT-2005 14:39:27	Bright	37.500	93	53Bet Peg	2.5200	3100.0	75	18759	No
154	GOM_NL__2PRFIN20051001_144943_000000352041_00168_18759_7237.N1	01-OCT-2005 14:49:43	Bright	35.000	89	5Alp Cep	2.4510	8000.0	70	18759	No
155	GOM_NL__2PRFIN20051001_145649_000000352041_00168_18759_7238.N1	01-OCT-2005 14:56:49	Bright	34.500	49	1Alp UMi	1.9900	6300.0	69	18759	No
156	GOM_NL__2PRFIN20051001_145855_000000352041_00168_18759_7239.N1	01-OCT-2005 14:58:55	Bright	34.500	60	7Bet UMi	2.0810	3950.0	69	18759	No
157	GOM_NL__2PRFIN20051001_150447_000000362041_00168_18759_7240.N1	01-OCT-2005 15:04:47	Bright	36.000	36	50Alp UMa	1.8000	6300.0	72	18759	No
158	GOM_NL__2PRFIN20051001_150618_000000352041_00168_18759_7241.N1	01-OCT-2005 15:06:18	Bright	34.500	82	48Bet UMa	2.3650	10600.	69	18759	No
159	GOM_NL__2PRFIN20051001_150931_000000342041_00168_18759_7242.N1	01-OCT-2005 15:09:31	Bright	34.000	174	52Psi UMa	3.0040	4400.0	68	18759	No
160	GOM_NL__2PRFIN20051001_151610_000000352041_00168_18759_7243.N1	01-OCT-2005 15:16:10	Bright	34.500	166	17Eps Leo	2.9800	6000.0	69	18759	No

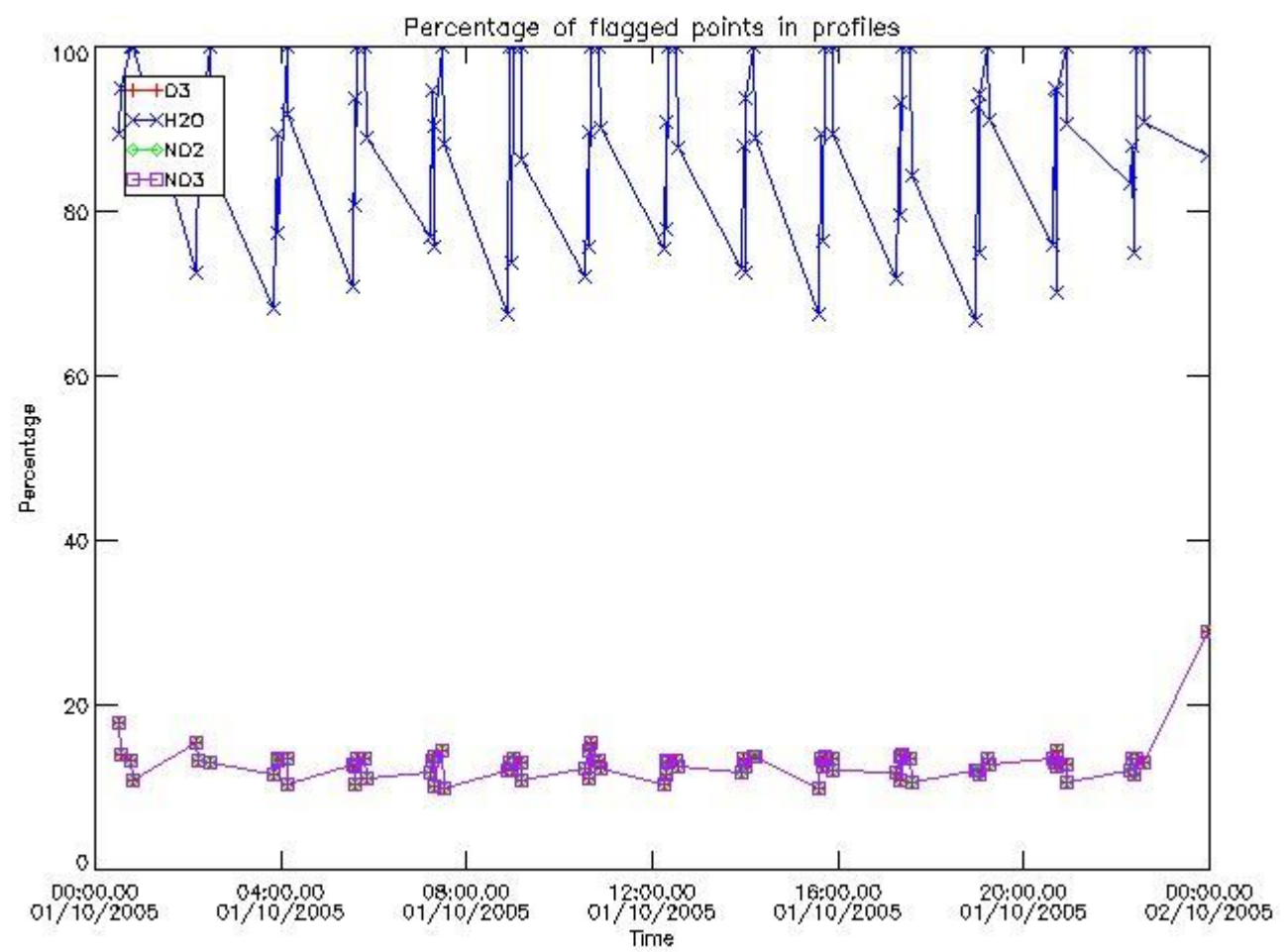
161	GOM_NL__2PRFIN20051001_152546_000000512041_00168_18759_7244.N1	01-OCT-2005 15:25:46	Twilight	51.000	48	30Alp Hya	1.9770	4100.0	102	18759	No
162	GOM_NL__2PRFIN20051001_153526_000000512041_00168_18759_7245.N1	01-OCT-2005 15:35:26	Dark	51.000	65	Lam Vel	2.2040	4400.0	102	18759	No
163	GOM_NL__2PRFIN20051001_153844_000000382041_00168_18759_7246.N1	01-OCT-2005 15:38:44	Dark	38.000	46	Del Vel	1.9540	10600.	76	18759	No
164	GOM_NL__2PRFIN20051001_154019_000000412041_00169_18760_7229.N1	01-OCT-2005 15:40:19	Dark	40.500	41	Eps Car	1.8600	4100.0	81	18760	No
165	GOM_NL__2PRFIN20051001_154158_000000372041_00169_18760_7230.N1	01-OCT-2005 15:41:58	Dark	37.000	29	Bet Car	1.6720	10200.	74	18760	No
166	GOM_NL__2PRFIN20051001_155233_000000382041_00169_18760_7231.N1	01-OCT-2005 15:52:33	Dark	38.000	143	Alp Hyi	2.8570	7200.0	76	18760	No
167	GOM_NL__2PRFIN20051001_155400_000000432041_00169_18760_7232.N1	01-OCT-2005 15:54:00	Dark	42.500	9	Alp Eri	0.45300	24000.	85	18760	No
168	GOM_NL__2PRFIN20051001_155921_000000432041_00169_18760_7233.N1	01-OCT-2005 15:59:21	Straylight	43.000	84	Alp Phe	2.3970	4500.0	86	18760	No
169	GOM_NL__2PRFIN20051001_160359_000000422041_00169_18760_7234.N1	01-OCT-2005 16:03:59	Straylight	42.000	18	24Alp PsA	1.1660	9700.0	84	18760	No
170	GOM_NL__2PRFIN20051001_161625_000000372041_00169_18760_7235.N1	01-OCT-2005 16:16:25	Bright	36.500	90	54Alp Peg	2.4870	11000.	73	18760	No
171	GOM_NL__2PRFIN20051001_162003_000000362041_00169_18760_7236.N1	01-OCT-2005 16:20:03	Bright	35.500	93	53Bet Peg	2.5200	3100.0	71	18760	No
172	GOM_NL__2PRFIN20051001_163018_000000372041_00169_18760_7237.N1	01-OCT-2005 16:30:18	Bright	36.500	89	5Alp Cep	2.4510	8000.0	73	18760	No
173	GOM_NL__2PRFIN20051001_163725_000000362041_00169_18760_7238.N1	01-OCT-2005 16:37:25	Bright	36.000	49	1Alp UMi	1.9900	6300.0	72	18760	No
174	GOM_NL__2PRFIN20051001_163931_000000372041_00169_18760_7239.N1	01-OCT-2005 16:39:31	Bright	37.000	60	7Bet UMi	2.0810	3950.0	74	18760	No
175	GOM_NL__2PRFIN20051001_164523_000000362041_00169_18760_7240.N1	01-OCT-2005 16:45:23	Bright	36.000	36	50Alp UMa	1.8000	6300.0	72	18760	No
176	GOM_NL__2PRFIN20051001_164654_000000372041_00169_18760_7241.N1	01-OCT-2005 16:46:54	Bright	36.500	82	48Bet UMa	2.3650	10600.	73	18760	No
177	GOM_NL__2PRFIN20051001_165007_000000372041_00169_18760_7242.N1	01-OCT-2005 16:50:07	Bright	36.500	174	52Psi UMa	3.0040	4400.0	73	18760	No
178	GOM_NL__2PRFIN20051001_165647_000000372041_00169_18760_7243.N1	01-OCT-2005 16:56:47	Bright	36.500	166	17Eps Leo	2.9800	6000.0	73	18760	No
179	GOM_NL__2PRFIN20051001_170622_000000462041_00169_18760_7244.N1	01-OCT-2005 17:06:22	Twilight	46.000	48	30Alp Hya	1.9770	4100.0	92	18760	No
180	GOM_NL__2PRFIN20051001_171603_000000432041_00169_18760_7245.N1	01-OCT-2005 17:16:03	Dark	43.000	65	Lam Vel	2.2040	4400.0	86	18760	No
181	GOM_NL__2PRFIN20051001_171920_000000372041_00169_18760_7246.N1	01-OCT-2005 17:19:20	Dark	37.000	46	Del Vel	1.9540	10600.	74	18760	No
182	GOM_NL__2PRFIN20051001_172055_000000472041_00170_18761_7229.N1	01-OCT-2005 17:20:55	Dark	47.000	41	Eps Car	1.8600	4100.0	94	18761	No
183	GOM_NL__2PRFIN20051001_172234_000000372041_00170_18761_7230.N1	01-OCT-2005 17:22:34	Dark	36.500	29	Bet Car	1.6720	10200.	73	18761	No
184	GOM_NL__2PRFIN20051001_173309_000000382041_00170_18761_7231.N1	01-OCT-2005 17:33:09	Dark	38.000	143	Alp Hyi	2.8570	7200.0	76	18761	No
185	GOM_NL__2PRFIN20051001_173437_000000482041_00170_18761_7232.N1	01-OCT-2005 17:34:37	Dark	48.000	9	Alp Eri	0.45300	24000.	96	18761	No
186	GOM_NL__2PRFIN20051001_173957_000000462041_00170_18761_7233.N1	01-OCT-2005 17:39:57	Straylight	45.500	84	Alp Phe	2.3970	4500.0	91	18761	No
187	GOM_NL__2PRFIN20051001_174435_000000402041_00170_18761_7234.N1	01-OCT-2005 17:44:35	Straylight	40.000	18	24Alp PsA	1.1660	9700.0	80	18761	No
188	GOM_NL__2PRFIN20051001_175701_000000372041_00170_18761_7235.N1	01-OCT-2005 17:57:01	Bright	37.000	90	54Alp Peg	2.4870	11000.	74	18761	No
189	GOM_NL__2PRFIN20051001_180039_000000382041_00170_18761_7236.N1	01-OCT-2005 18:00:39	Bright	37.500	93	53Bet Peg	2.5200	3100.0	75	18761	No
190	GOM_NL__2PRFIN20051001_181055_000000372041_00170_18761_7237.N1	01-OCT-2005 18:10:55	Bright	36.500	89	5Alp Cep	2.4510	8000.0	73	18761	No
191	GOM_NL__2PRFIN20051001_181801_000000362041_00170_18761_7238.N1	01-OCT-2005 18:18:01	Bright	36.000	49	1Alp UMi	1.9900	6300.0	72	18761	No
192	GOM_NL__2PRFIN20051001_182007_000000372041_00170_18761_7239.N1	01-OCT-2005 18:20:07	Bright	36.500	60	7Bet UMi	2.0810	3950.0	73	18761	No
193	GOM_NL__2PRFIN20051001_182559_000000352041_00170_18761_7240.N1	01-OCT-2005 18:25:59	Bright	35.000	36	50Alp UMa	1.8000	6300.0	70	18761	No
194	GOM_NL__2PRFIN20051001_182730_000000352041_00170_18761_7241.N1	01-OCT-2005 18:27:30	Bright	35.000	82	48Bet UMa	2.3650	10600.	70	18761	No
195	GOM_NL__2PRFIN20051001_183043_000000342041_00170_18761_7242.N1	01-OCT-2005 18:30:43	Bright	34.000	174	52Psi UMa	3.0040	4400.0	68	18761	No
196	GOM_NL__2PRFIN20051001_183723_000000372041_00170_18761_7243.N1	01-OCT-2005 18:37:23	Bright	37.000	166	17Eps Leo	2.9800	6000.0	74	18761	No
197	GOM_NL__2PRFIN20051001_184659_000000492041_00170_18761_7244.N1	01-OCT-2005 18:46:59	Twilight	49.000	48	30Alp Hya	1.9770	4100.0	98	18761	No
198	GOM_NL__2PRFIN20051001_185639_000000432041_00170_18761_7245.N1	01-OCT-2005 18:56:39	Dark	42.500	65	Lam Vel	2.2040	4400.0	85	18761	No
199	GOM_NL__2PRFIN20051001_185957_000000422041_00170_18761_7246.N1	01-OCT-2005 18:59:57	Dark	42.000	46	Del Vel	1.9540	10600.	84	18761	No
200	GOM_NL__2PRFIN20051001_190132_000000492041_00171_18762_7229.N1	01-OCT-2005 19:01:32	Dark	48.500	41	Eps Car	1.8600	4100.0	97	18762	No
201	GOM_NL__2PRFIN20051001_190310_000000452041_00171_18762_7230.N1	01-OCT-2005 19:03:10	Dark	44.500	29	Bet Car	1.6720	10200.	89	18762	No
202	GOM_NL__2PRFIN20051001_191345_000000382041_00171_18762_7231.N1	01-OCT-2005 19:13:45	Dark	37.500	143	Alp Hyi	2.8570	7200.0	75	18762	No
203	GOM_NL__2PRFIN20051001_191513_000000522041_00171_18762_7232.N1	01-OCT-2005 19:15:13	Dark	51.500	9	Alp Eri	0.45300	24000.	103	18762	No
204	GOM_NL__2PRFIN20051001_192033_000000422041_00171_18762_7233.N1	01-OCT-2005 19:20:33	Straylight	41.500	84	Alp Phe	2.3970	4500.0	83	18762	No
205	GOM_NL__2PRFIN20051001_192512_000000442041_00171_18762_7234.N1	01-OCT-2005 19:25:12	Straylight	44.000	18	24Alp PsA	1.1660	9700.0	88	18762	No
206	GOM_NL__2PRFIN20051001_193737_000000372041_00171_18762_7235.N1	01-OCT-2005 19:37:37	Bright	36.500	90	54Alp Peg	2.4870	11000.	73	18762	No
207	GOM_NL__2PRFIN20051001_194115_000000372041_00171_18762_7236.N1	01-OCT-2005 19:41:15	Bright	36.500	93	53Bet Peg	2.5200	3100.0	73	18762	No
208	GOM_NL__2PRFIN20051001_195131_000000352041_00171_18762_7237.N1	01-OCT-2005 19:51:31	Bright	35.000	89	5Alp Cep	2.4510	8000.0	70	18762	No
209	GOM_NL__2PRFIN20051001_195837_000000372041_00171_18762_7238.N1	01-OCT-2005 19:58:37	Bright	36.500	49	1Alp UMi	1.9900	6300.0	73	18762	No
210	GOM_NL__2PRFIN20051001_200044_000000372041_00171_18762_7239.N1	01-OCT-2005 20:00:44	Bright	36.500	60	7Bet UMi	2.0810	3950.0	73	18762	No
211	GOM_NL__2PRFIN20051001_200636_000000322041_00171_18762_7240.N1	01-OCT-2005 20:06:36	Bright	32.000	36	50Alp UMa	1.8000	6300.0	64	18762	No
212	GOM_NL__2PRFIN20051001_200806_000000522041_00171_18762_7241.N1	01-OCT-2005 20:08:06	Bright	52.000	82	48Bet UMa	2.3650	10600.	104	18762	No
213	GOM_NL__2PRFIN20051001_201119_000000342041_00171_18762_7242.N1	01-OCT-2005 20:11:19	Bright	33.500	174	52Psi UMa	3.0040	4400.0	67	18762	No
214	GOM_NL__2PRFIN20051001_201759_000000352041_00171_18762_7243.N1	01-OCT-2005 20:17:59	Bright	35.000	166	17Eps Leo	2.9800	6000.0	70	18762	No
215	GOM_NL__2PRFIN20051001_202735_000000502041_00171_18762_7244.N1	01-OCT-2005 20:27:35	Twilight	50.000	48	30Alp Hya	1.9770	4100.0	100	18762	No
216	GOM_NL__2PRFIN20051001_203716_000000382041_00171_18762_7245.N1	01-OCT-2005 20:37:16	Dark	38.000	65	Lam Vel	2.2040	4400.0	76	18762	No
217	GOM_NL__2PRFIN20051001_204033_000000402041_00171_18762_7246.N1	01-OCT-2005 20:40:33	Dark	39.500	46	Del Vel	1.9540	10600.	79	18762	No
218	GOM_NL__2PRFIN20051001_204208_000000412041_00172_18763_7229.N1	01-OCT-2005 20:42:08	Dark	40.500	41	Eps Car	1.8600	4100.0	81	18763	No
219	GOM_NL__2PRFIN20051001_204346_000000392041_00172_18763_7230.N1	01-OCT-2005 20:43:46	Dark	39.000	29	Bet Car	1.6720	10200.	78	18763	No

220	GOM_NL__2PRFIN20051001_205422_000000402041_00172_18763_7231.N1	01-OCT-2005 20:54:22	Dark	40.000	143	Alp Hyi	2.8570	7200.0	80	18763	No
221	GOM_NL__2PRFIN20051001_205549_000000482041_00172_18763_7232.N1	01-OCT-2005 20:55:49	Dark	47.500	9	Alp Eri	0.45300	24000.	95	18763	No
222	GOM_NL__2PRFIN20051001_210110_000000412041_00172_18763_7233.N1	01-OCT-2005 21:01:10	Straylight	41.000	84	Alp Phe	2.3970	4500.0	82	18763	No
223	GOM_NL__2PRFIN20051001_210548_000000422041_00172_18763_7234.N1	01-OCT-2005 21:05:48	Straylight	42.000	18	24Alp PsA	1.1660	9700.0	84	18763	No
224	GOM_NL__2PRFIN20051001_211813_000000362041_00172_18763_7235.N1	01-OCT-2005 21:18:13	Bright	36.000	90	54Alp Peg	2.4870	11000.	72	18763	No
225	GOM_NL__2PRFIN20051001_212151_000000362041_00172_18763_7236.N1	01-OCT-2005 21:21:51	Bright	36.000	93	53Bet Peg	2.5200	3100.0	72	18763	No
226	GOM_NL__2PRFIN20051001_213207_000000362041_00172_18763_7237.N1	01-OCT-2005 21:32:07	Bright	36.000	89	5Alp Cep	2.4510	8000.0	72	18763	No
227	GOM_NL__2PRFIN20051001_213913_000000372041_00172_18763_7238.N1	01-OCT-2005 21:39:13	Bright	36.500	49	1Alp UMi	1.9900	6300.0	73	18763	No
228	GOM_NL__2PRFIN20051001_214120_000000342041_00172_18763_7239.N1	01-OCT-2005 21:41:20	Bright	34.000	60	7Bet UMi	2.0810	3950.0	68	18763	No
229	GOM_NL__2PRFIN20051001_214712_000000372041_00172_18763_7240.N1	01-OCT-2005 21:47:12	Bright	36.500	36	50Alp UMa	1.8000	6300.0	73	18763	No
230	GOM_NL__2PRFIN20051001_214842_000000332041_00172_18763_7241.N1	01-OCT-2005 21:48:42	Bright	33.000	82	48Bet UMa	2.3650	10600.	66	18763	No
231	GOM_NL__2PRFIN20051001_215155_000000512041_00172_18763_7242.N1	01-OCT-2005 21:51:55	Bright	51.000	174	52Psi UMa	3.0040	4400.0	102	18763	No
232	GOM_NL__2PRFIN20051001_215835_000000362041_00172_18763_7243.N1	01-OCT-2005 21:58:35	Bright	36.000	166	17Eps Leo	2.9800	6000.0	72	18763	No
233	GOM_NL__2PRFIN20051001_220811_000000482041_00172_18763_7244.N1	01-OCT-2005 22:08:11	Twilight	48.000	48	30Alp Hya	1.9770	4100.0	96	18763	No
234	GOM_NL__2PRFIN20051001_221752_000000432041_00172_18763_7245.N1	01-OCT-2005 22:17:52	Dark	42.500	65	Lam Vel	2.2040	4400.0	85	18763	No
235	GOM_NL__2PRFIN20051001_222109_000000382041_00172_18763_7246.N1	01-OCT-2005 22:21:09	Dark	38.000	46	Del Vel	1.9540	10600.	76	18763	No
236	GOM_NL__2PRFIN20051001_222244_000000492041_00173_18764_7229.N1	01-OCT-2005 22:22:44	Dark	48.500	41	Eps Car	1.8600	4100.0	97	18764	No
237	GOM_NL__2PRFIN20051001_222422_000000382041_00173_18764_7230.N1	01-OCT-2005 22:24:22	Dark	38.000	29	Bet Car	1.6720	10200.	76	18764	No
238	GOM_NL__2PRFIN20051001_223458_000000402041_00173_18764_7231.N1	01-OCT-2005 22:34:58	Dark	39.500	143	Alp Hyi	2.8570	7200.0	79	18764	No
239	GOM_NL__2PRFIN20051001_223625_000000392041_00173_18764_7232.N1	01-OCT-2005 22:36:25	Dark	39.000	9	Alp Eri	0.45300	24000.	78	18764	No
240	GOM_NL__2PRFIN20051001_224146_000000432041_00173_18764_7233.N1	01-OCT-2005 22:41:46	Straylight	42.500	84	Alp Phe	2.3970	4500.0	85	18764	No
241	GOM_NL__2PRFIN20051001_224624_000000422041_00173_18764_7234.N1	01-OCT-2005 22:46:24	Straylight	41.500	18	24Alp PsA	1.1660	9700.0	83	18764	No
242	GOM_NL__2PRFIN20051001_225849_000000362041_00173_18764_7235.N1	01-OCT-2005 22:58:49	Bright	35.500	90	54Alp Peg	2.4870	11000.	71	18764	No
243	GOM_NL__2PRFIN20051001_230227_000000352041_00173_18764_7236.N1	01-OCT-2005 23:02:27	Bright	35.000	93	53Bet Peg	2.5200	3100.0	70	18764	No
244	GOM_NL__2PRFIN20051001_231243_000000362041_00173_18764_7237.N1	01-OCT-2005 23:12:43	Bright	35.500	89	5Alp Cep	2.4510	8000.0	71	18764	No
245	GOM_NL__2PRFIN20051001_231949_000000332041_00173_18764_7238.N1	01-OCT-2005 23:19:49	Bright	32.500	49	1Alp UMi	1.9900	6300.0	65	18764	No
246	GOM_NL__2PRFIN20051001_232156_000000332041_00173_18764_7239.N1	01-OCT-2005 23:21:56	Bright	32.500	60	7Bet UMi	2.0810	3950.0	65	18764	No
247	GOM_NL__2PRFIN20051001_232748_000000372041_00173_18764_7240.N1	01-OCT-2005 23:27:48	Bright	37.000	36	50Alp UMa	1.8000	6300.0	74	18764	No
248	GOM_NL__2PRFIN20051001_232918_000000352041_00173_18764_7241.N1	01-OCT-2005 23:29:18	Bright	35.000	82	48Bet UMa	2.3650	10600.	70	18764	No
249	GOM_NL__2PRFIN20051001_233231_000000362041_00173_18764_7242.N1	01-OCT-2005 23:32:31	Bright	35.500	174	52Psi UMa	3.0040	4400.0	71	18764	No
250	GOM_NL__2PRFIN20051001_233911_000000362041_00173_18764_7243.N1	01-OCT-2005 23:39:11	Bright	36.000	166	17Eps Leo	2.9800	6000.0	72	18764	No
251	GOM_NL__2PRFIN20051001_234848_000000472041_00173_18764_7244.N1	01-OCT-2005 23:48:48	Twilight	46.500	48	30Alp Hya	1.9770	4100.0	93	18764	No
252	GOM_NL__2PRFIN20051001_235828_000000422041_00173_18764_7245.N1	01-OCT-2005 23:58:28	Dark	42.000	65	Lam Vel	2.2040	4400.0	84	18764	No

3. Quality information per product

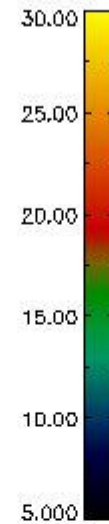
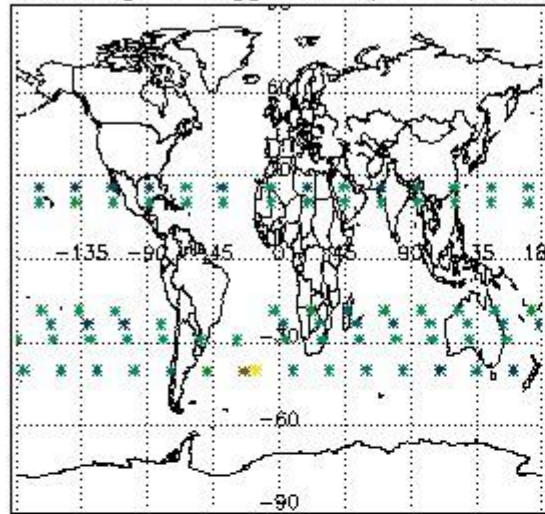
In this section it is plotted some information contained in the Quality Summary data set of the level 2 products. Only products in dark limb conditions and without errors (error flag in the MPH set to "0") are used.

3.1 Plot quality information per product (time dependant)

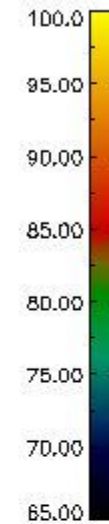
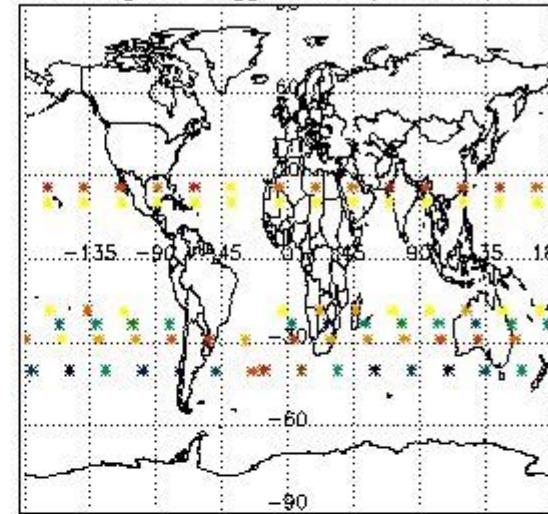


3.2 Plot quality information per product (world map)


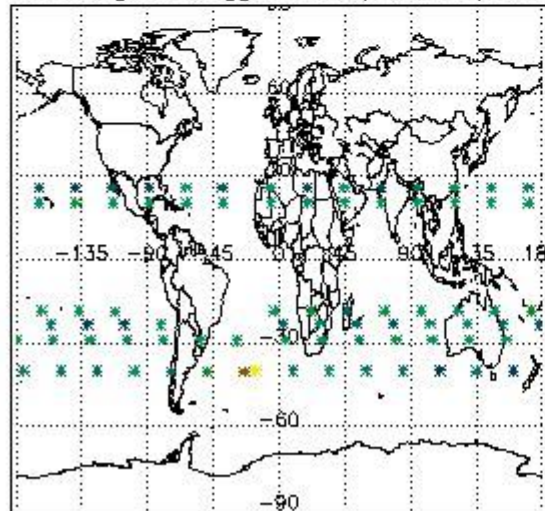
Percentage of flagged data per O3 profile



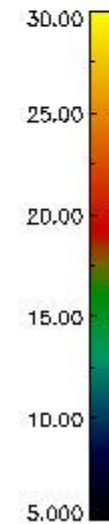
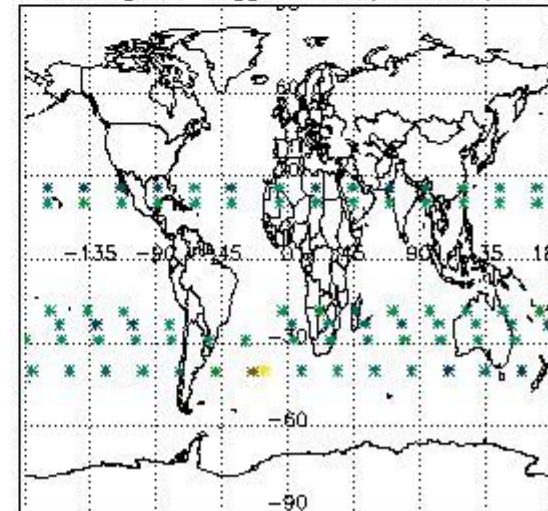
Percentage of flagged data per H2O profile



Percentage of flagged data per NO2 profile



Percentage of flagged data per NO3 profile

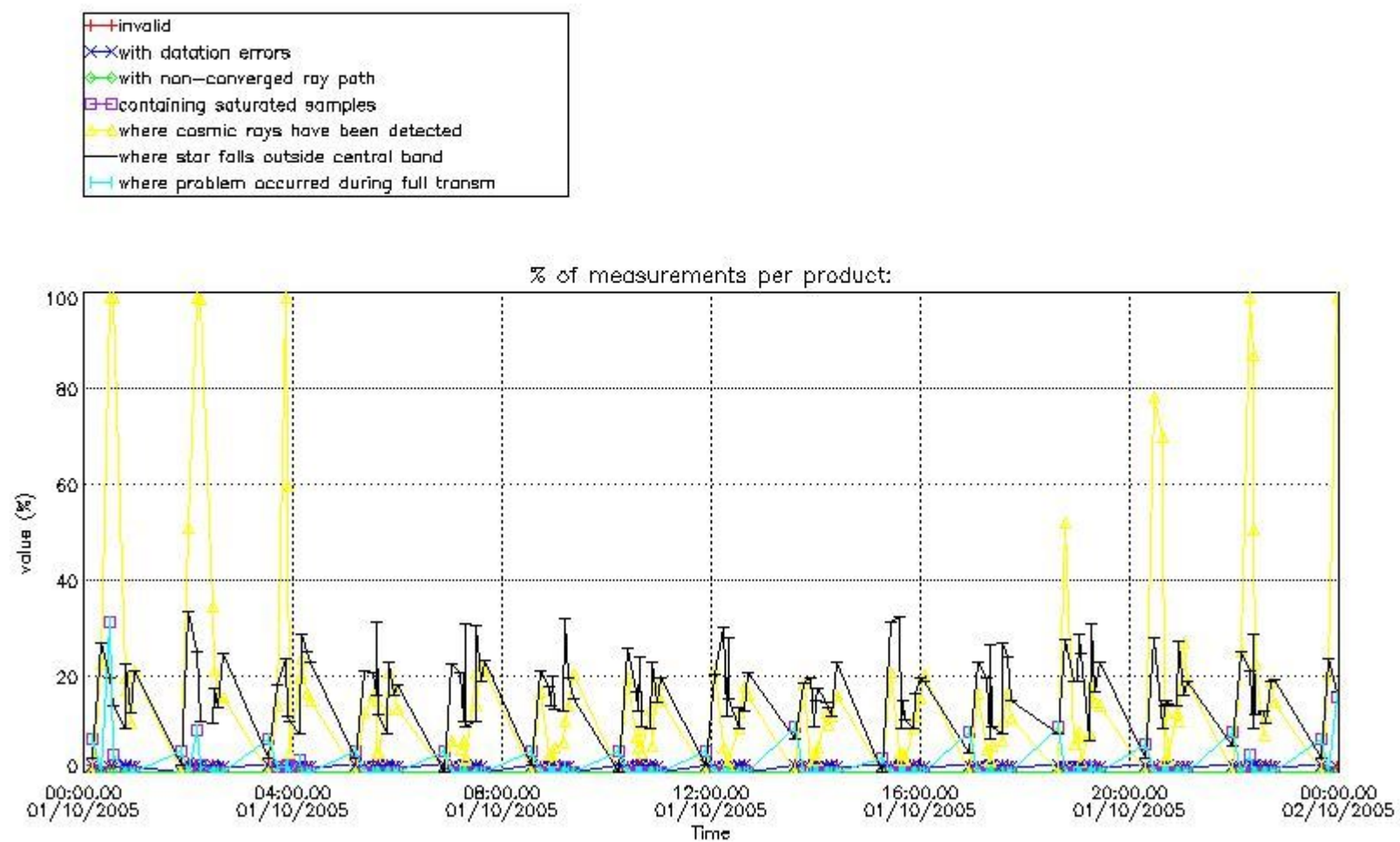


4. Level 1 quality information per product

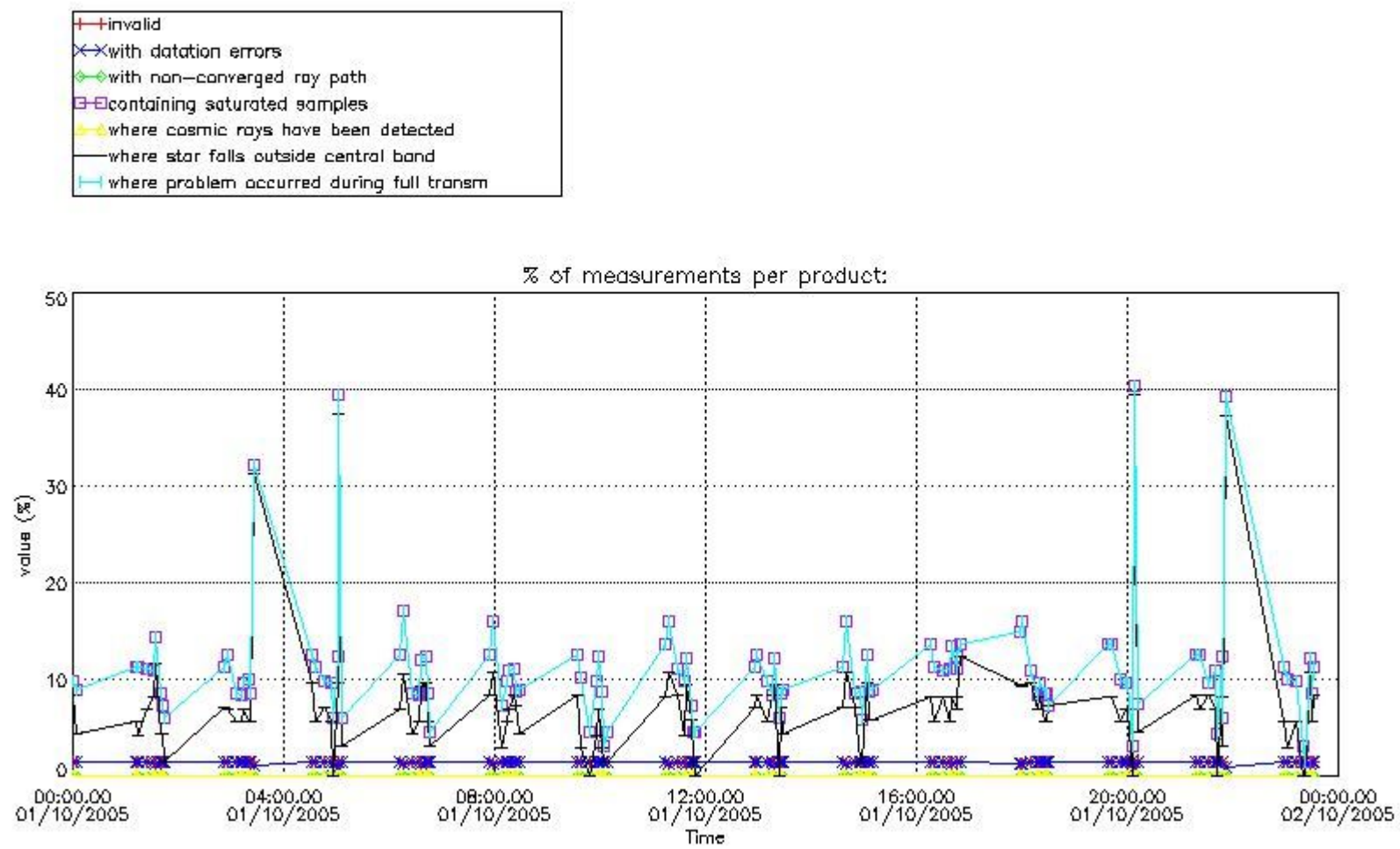
In this section it is plotted some information contained in the Quality Summary data set of the level 2 products that comes from the level 1b processing. Products without errors (error flag in the MPH set to "0") are used.

4.1 Plot quality information per product (time dependant) coming from level 1b processing

4.1.1 Plot level 1 quality information per product (time dependant): ENVISAT ASCENDING passes

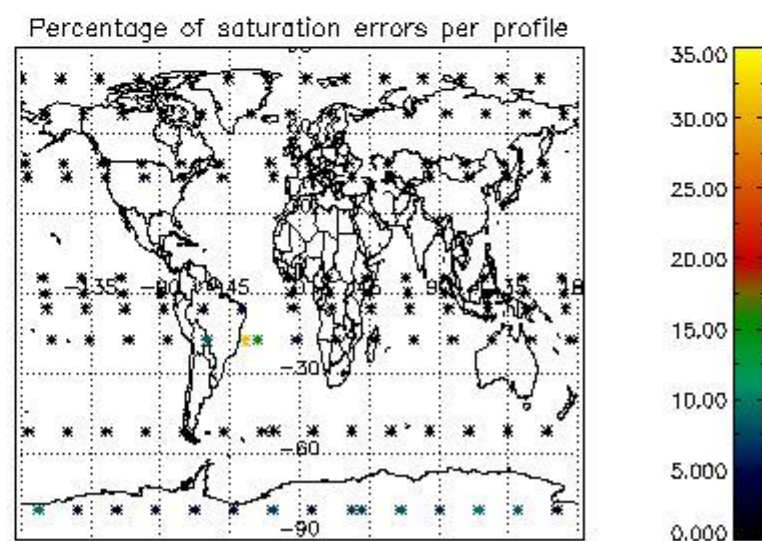
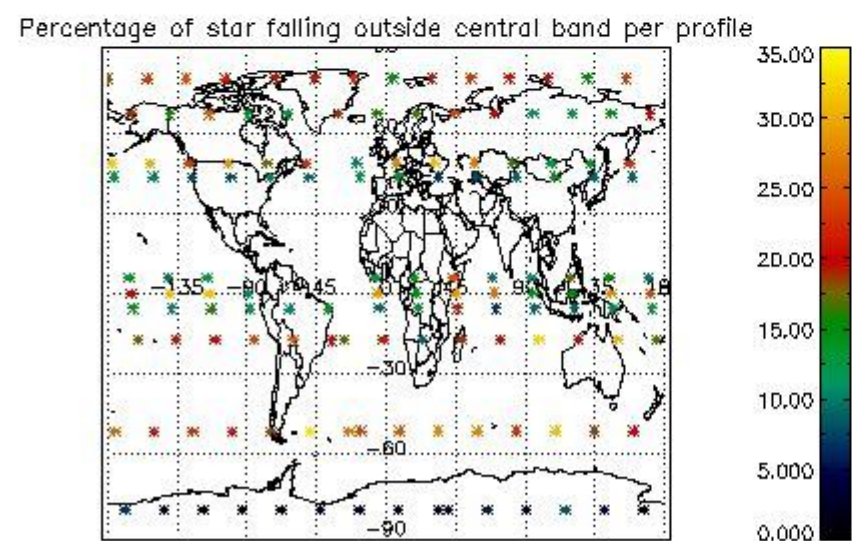
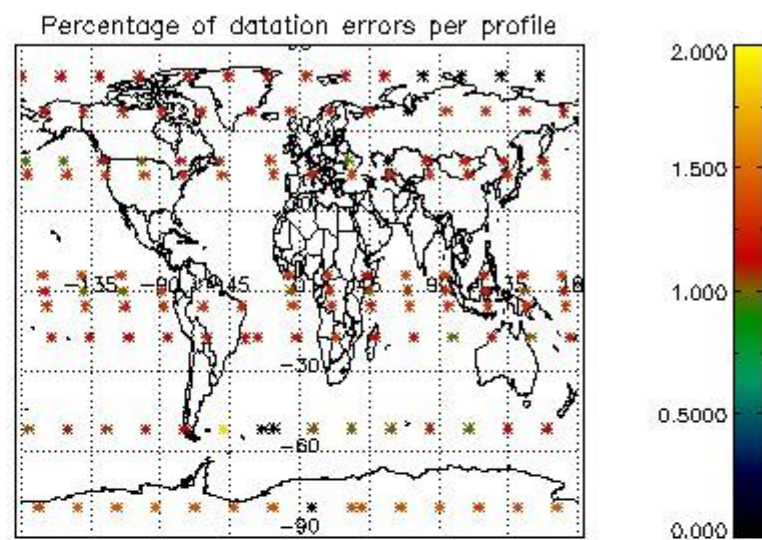
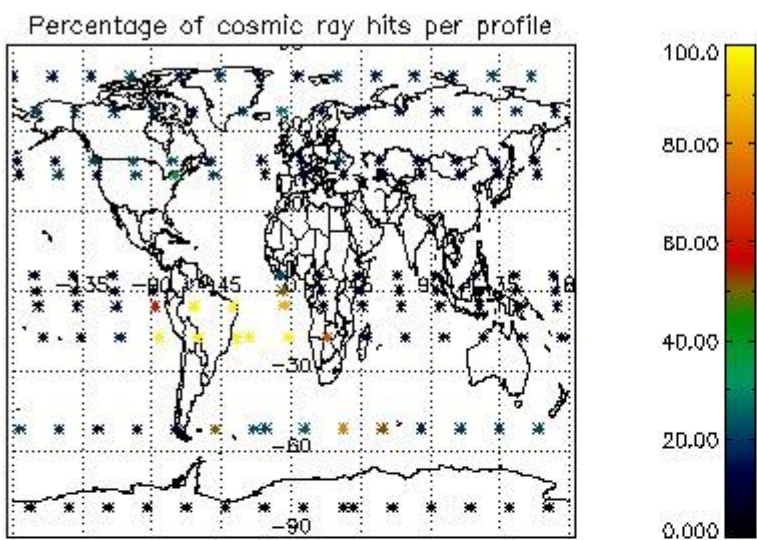


4.1.2 Plot level 1 quality information per product (time dependant): ENVI SAT DESCENDING passes

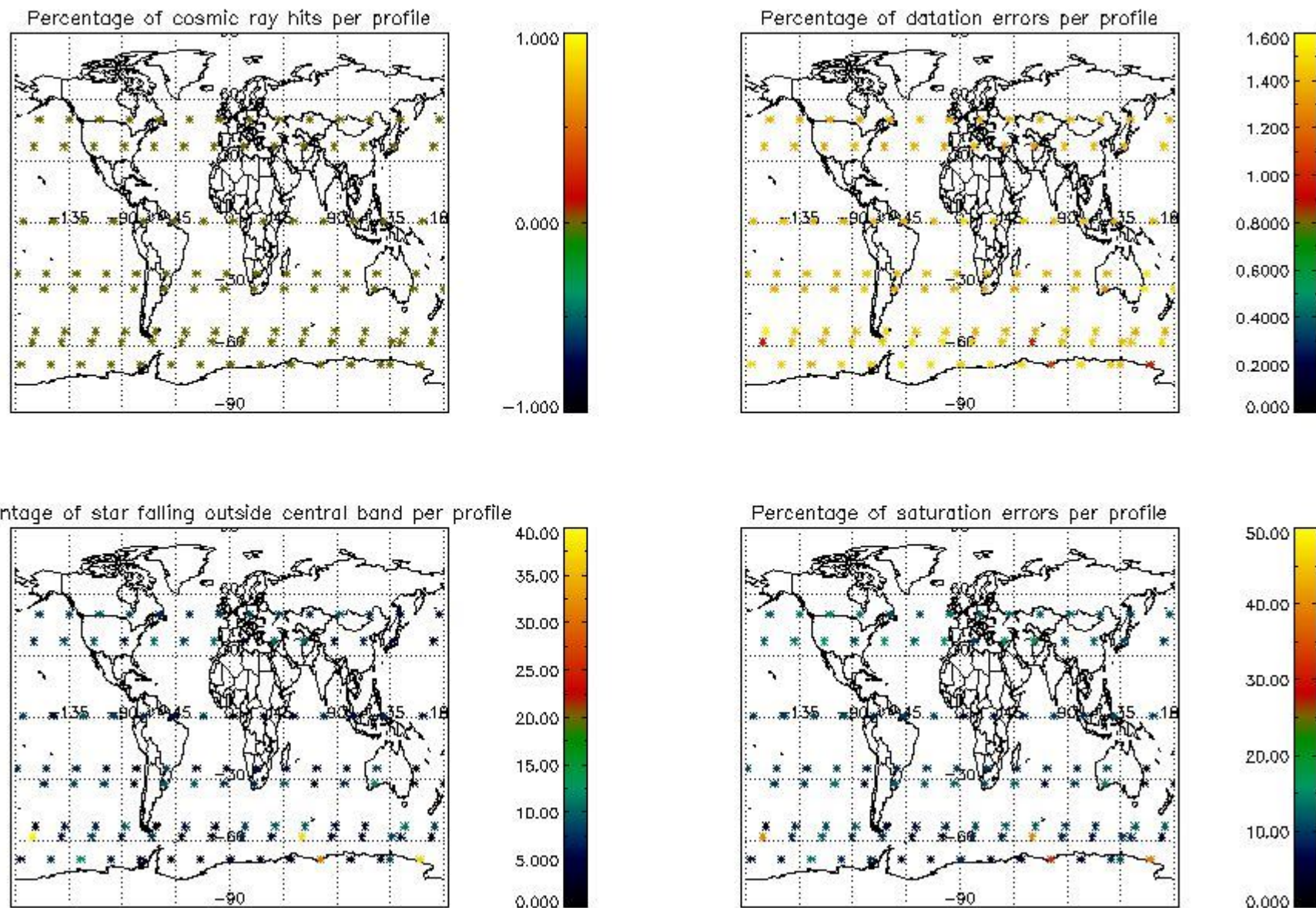


4.2 Plot quality information per product coming from level 1b processing (world map)

4.2.1 Plot level 1 quality information per product (world map): ENVISAT ASCENDING passes



4.2.2 Plot level 1 quality information per product (world map): ENVISAT DESCENDING passes



5. Trace gas profiles

5.1 Ozone statistics based on quality of products

The final quality of the products can be "measured" using the STD (Standard Deviation) attached to every point profile. This information is written to the parameter GOM_NL__2P/NL_LOCAL_SPECIES_DENSITY/o3_std of the level 2 products. The table below shows the statistics for given STD ranges.

The statistics are given with respect to the overall valid production:

- Products without fatal errors: GOM_NL__2P/MPH/PRODUCT_ERR=0
- Valid point profile: GOM_NL__2P/NL_LOCAL_SPECIES_DENSITY/pcd(0)=0

The 'Criteria' is applied to valid points of dark limb products:

- Products in dark limb illumination condition: GOM_NL__2P/NL_SUMMARY_QUALITY/obs_ill_cond=0
- Products without fatal errors: GOM_NL__2P/MPH/PRODUCT_ERR=0
- Valid point profile: GOM_NL__2P/NL_LOCAL_SPECIES_DENSITY/pcd(0)=0

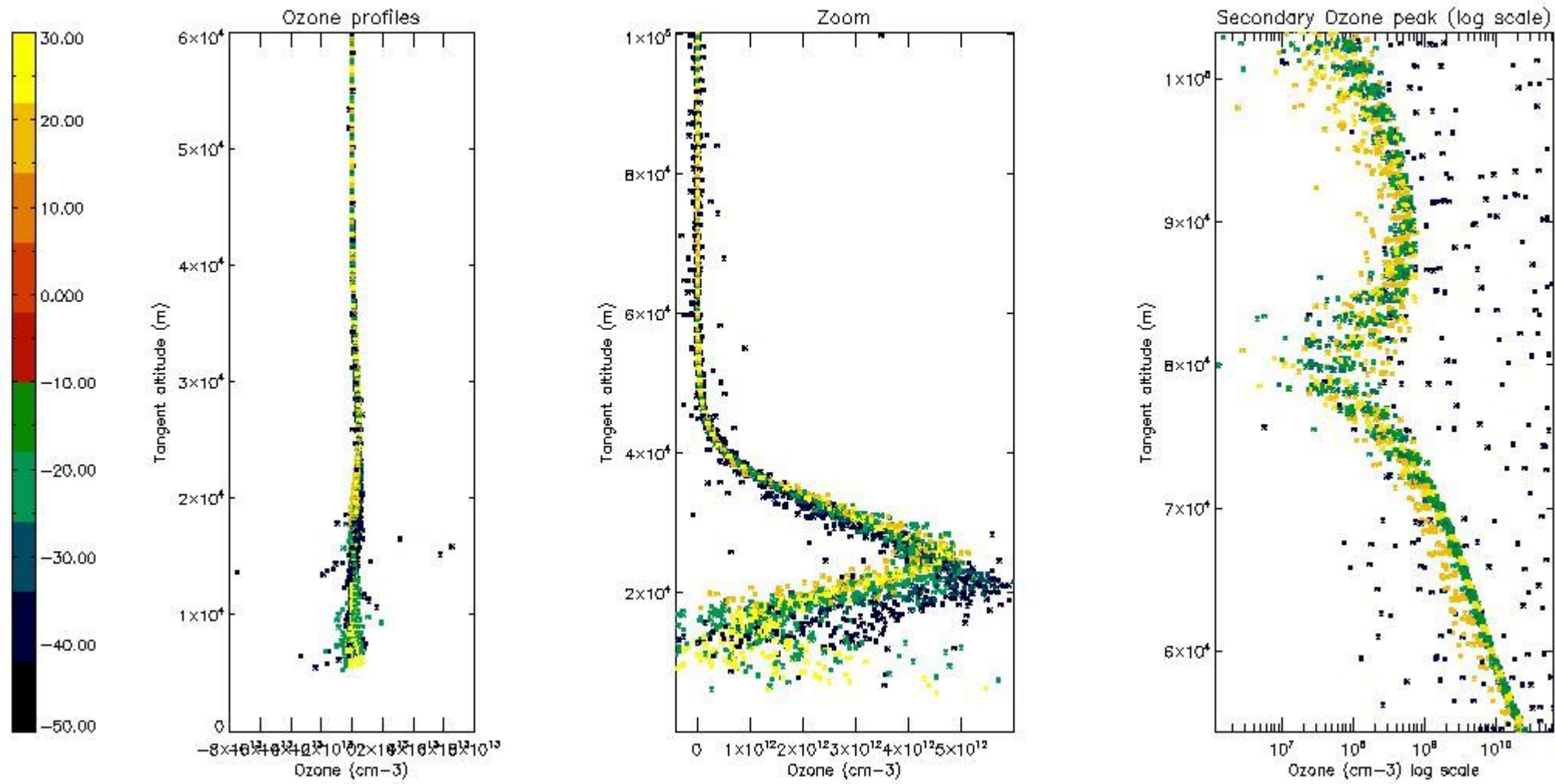
So, the table below shows the percentage of dark limb and valid observations for each criteria with respect to the overall valid daily observations.

Criteria	% of total production
All STD	35
STD < 20	19

STD < 10	15
STD < 5	8

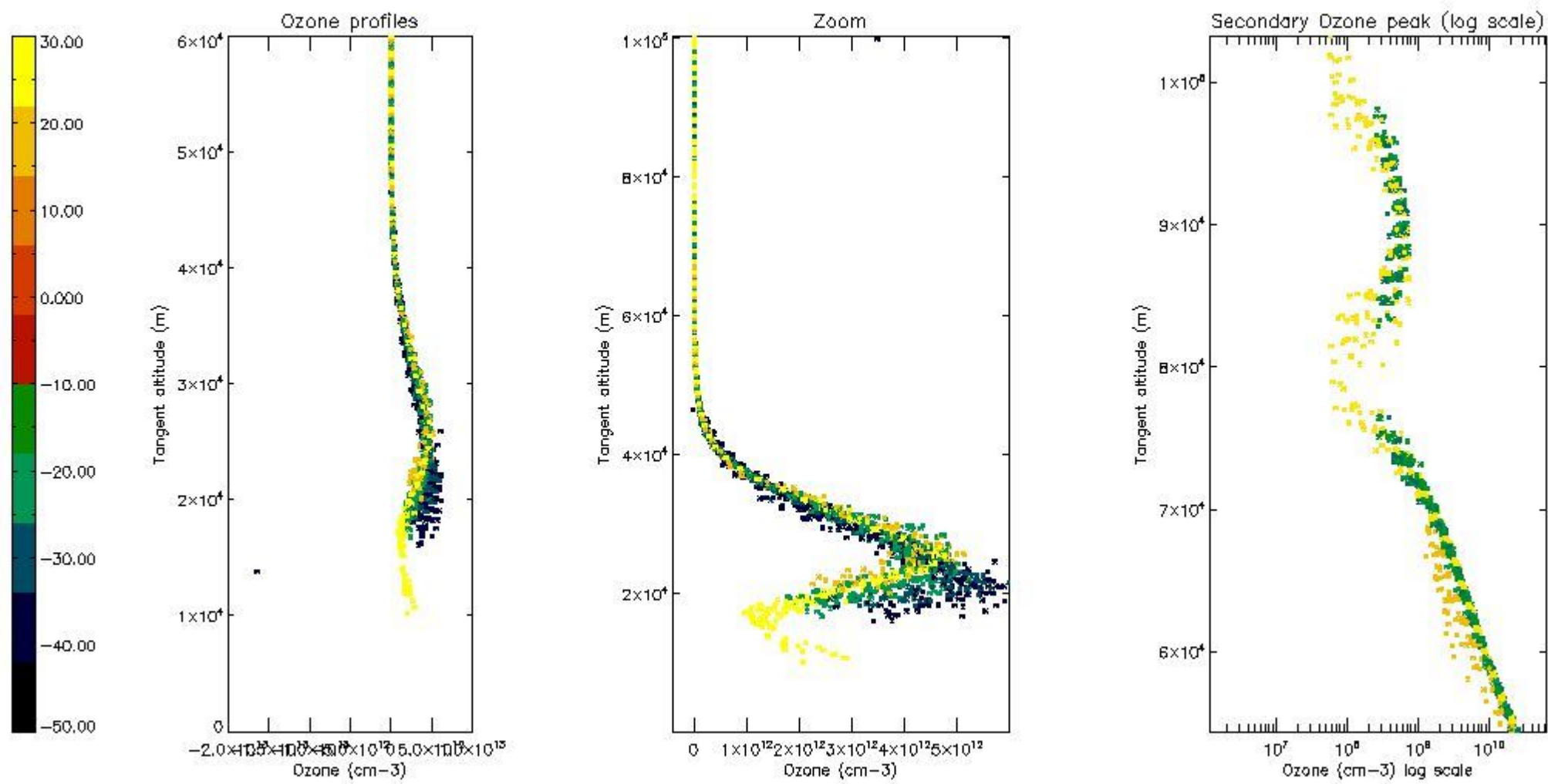
5.2 Plot ozone profiles for all STD (dark without errors)

The colorbar represents the latitude.



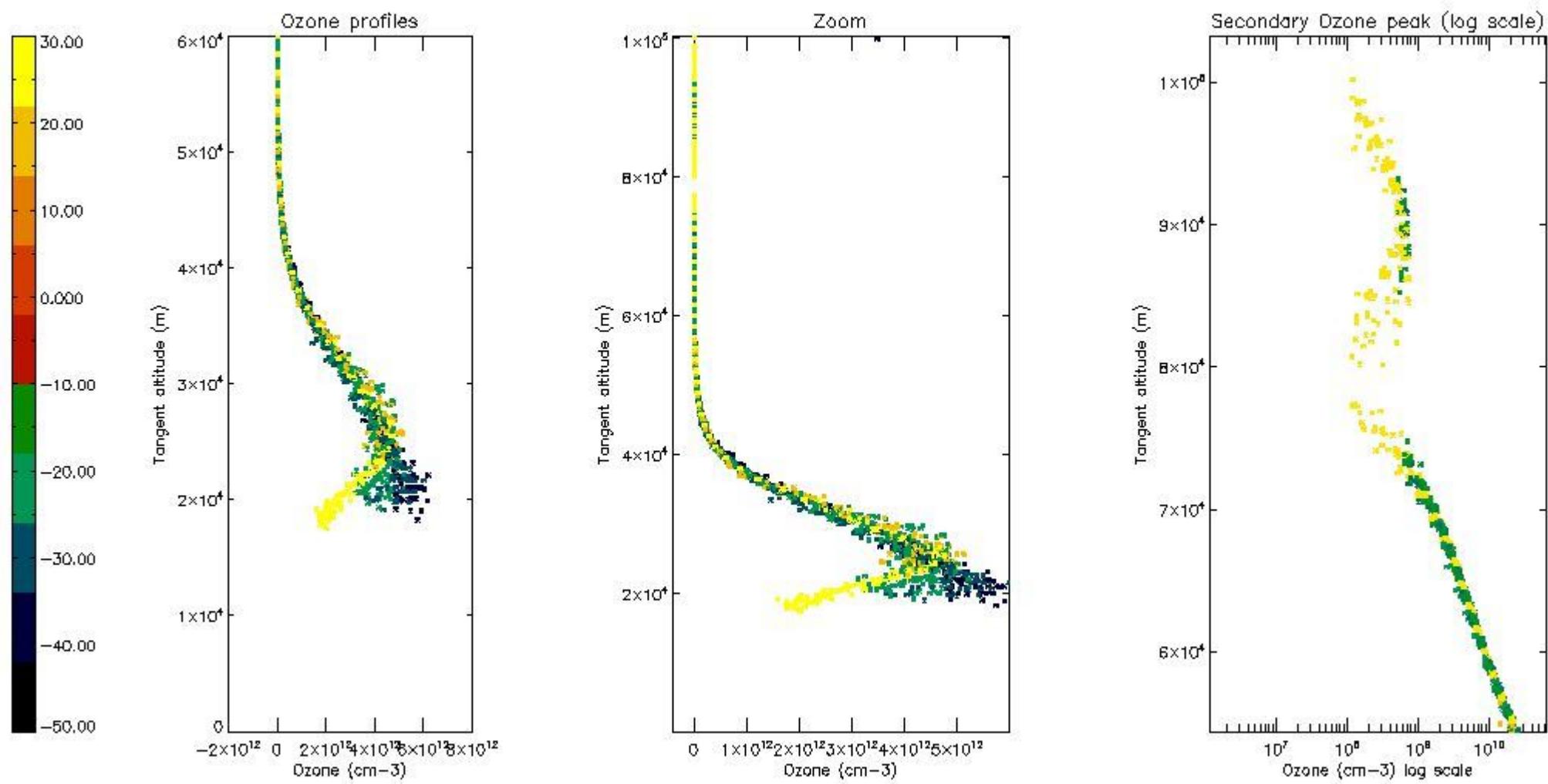
5.3 Plot ozone profiles where STD < 20% (dark without errors)

The colorbar represents the latitude.



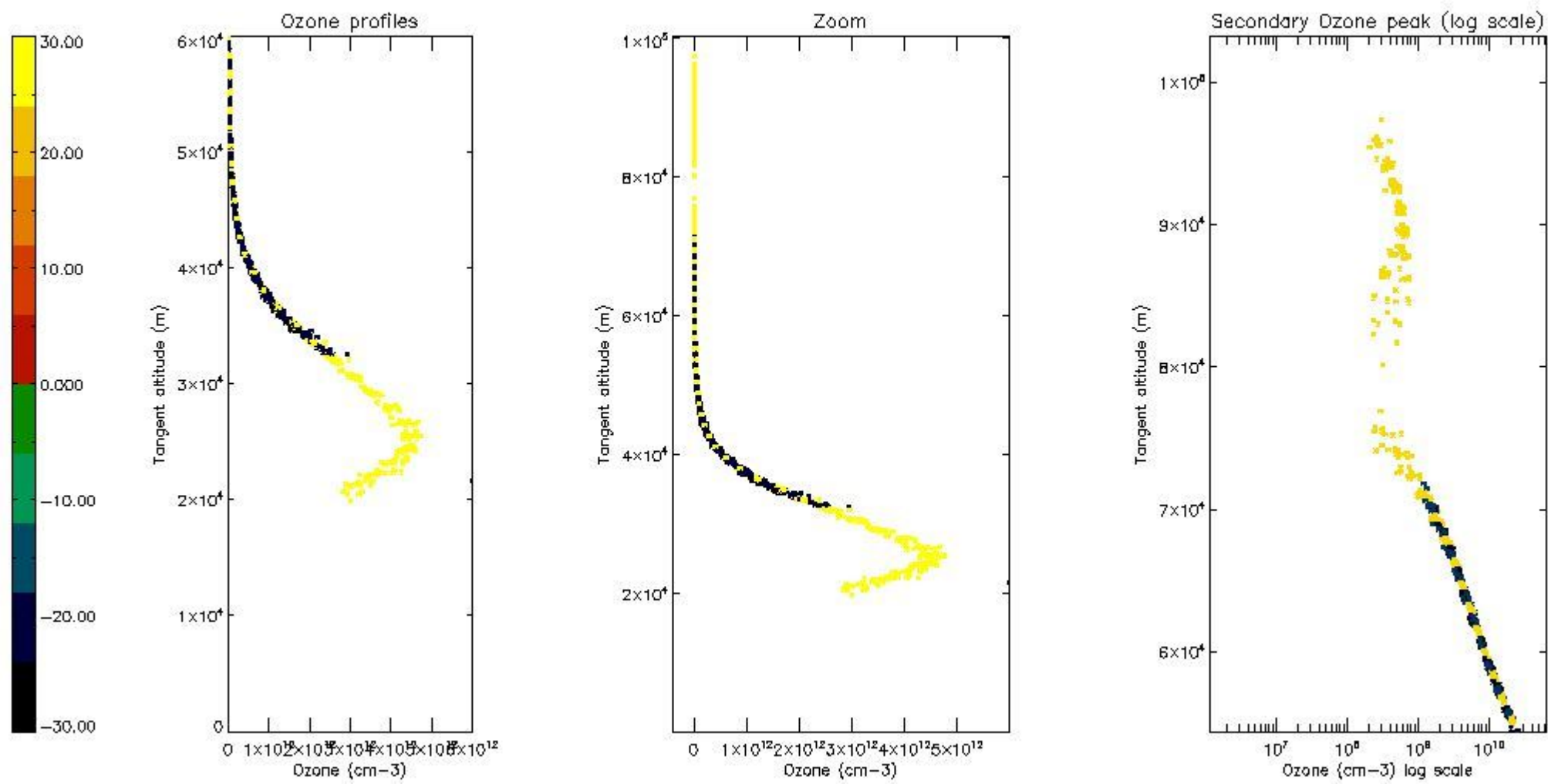
5.4 Plot ozone profiles where $STD < 10\%$ (dark without errors)

The colorbar represents the latitude.



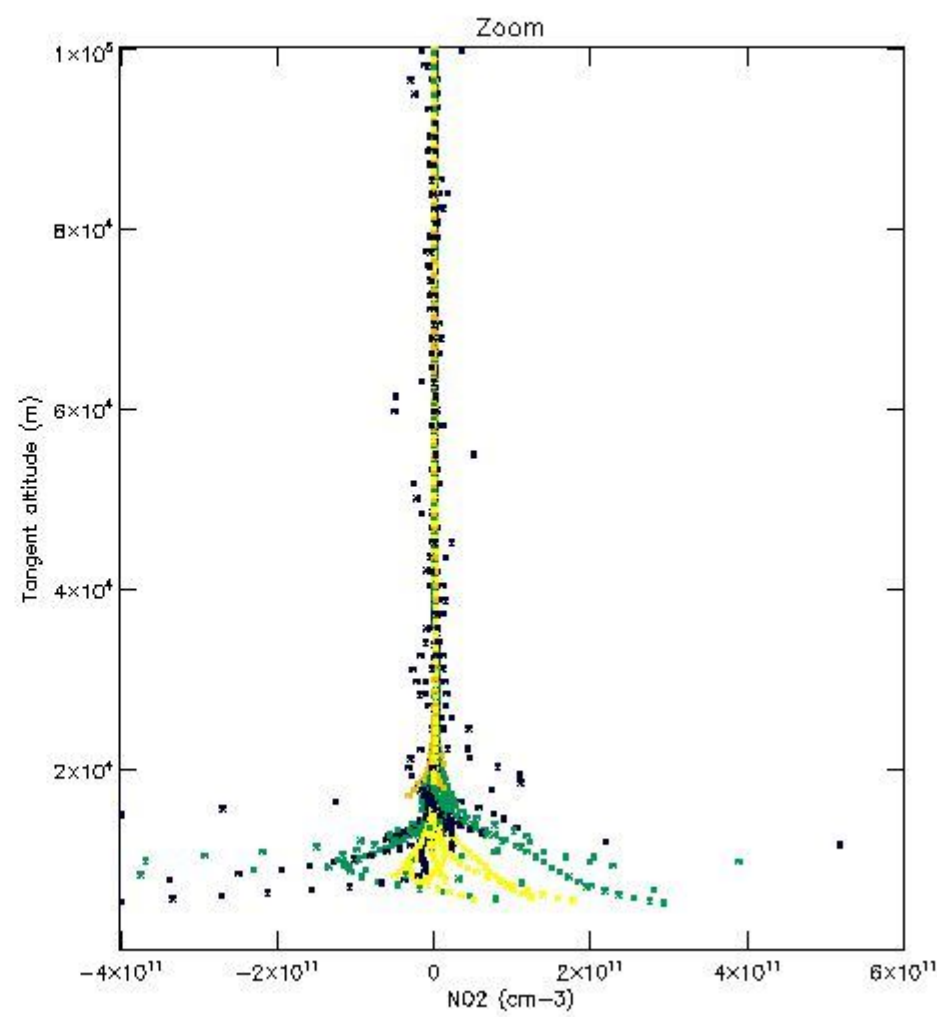
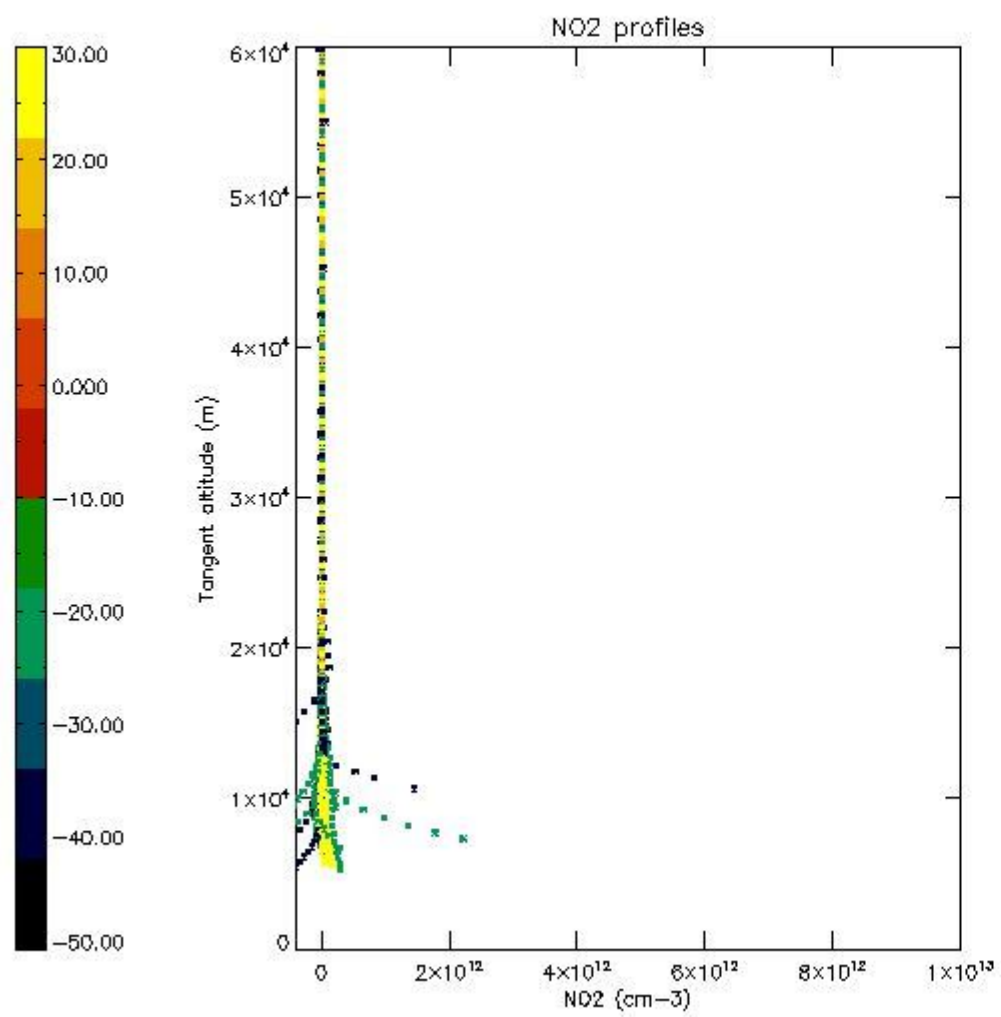
5.5 Plot ozone profiles where STD < 5% (dark without errors)

The colorbar represents the latitude.



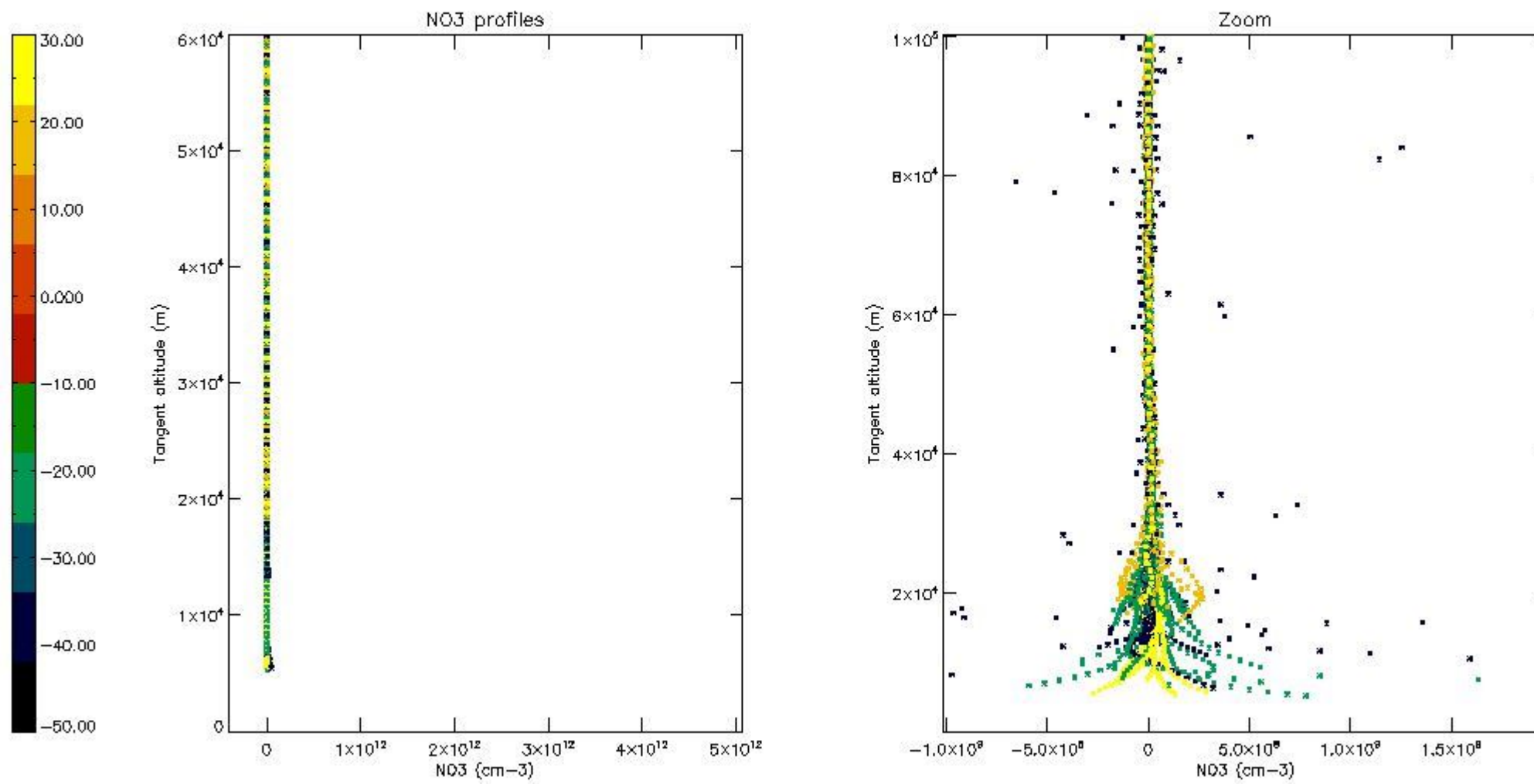
5.6 Plot NO₂ profiles for all STD (dark without errors)

The colorbar represents the latitude.



5.7 Plot NO3 profiles for all STD (dark without errors)

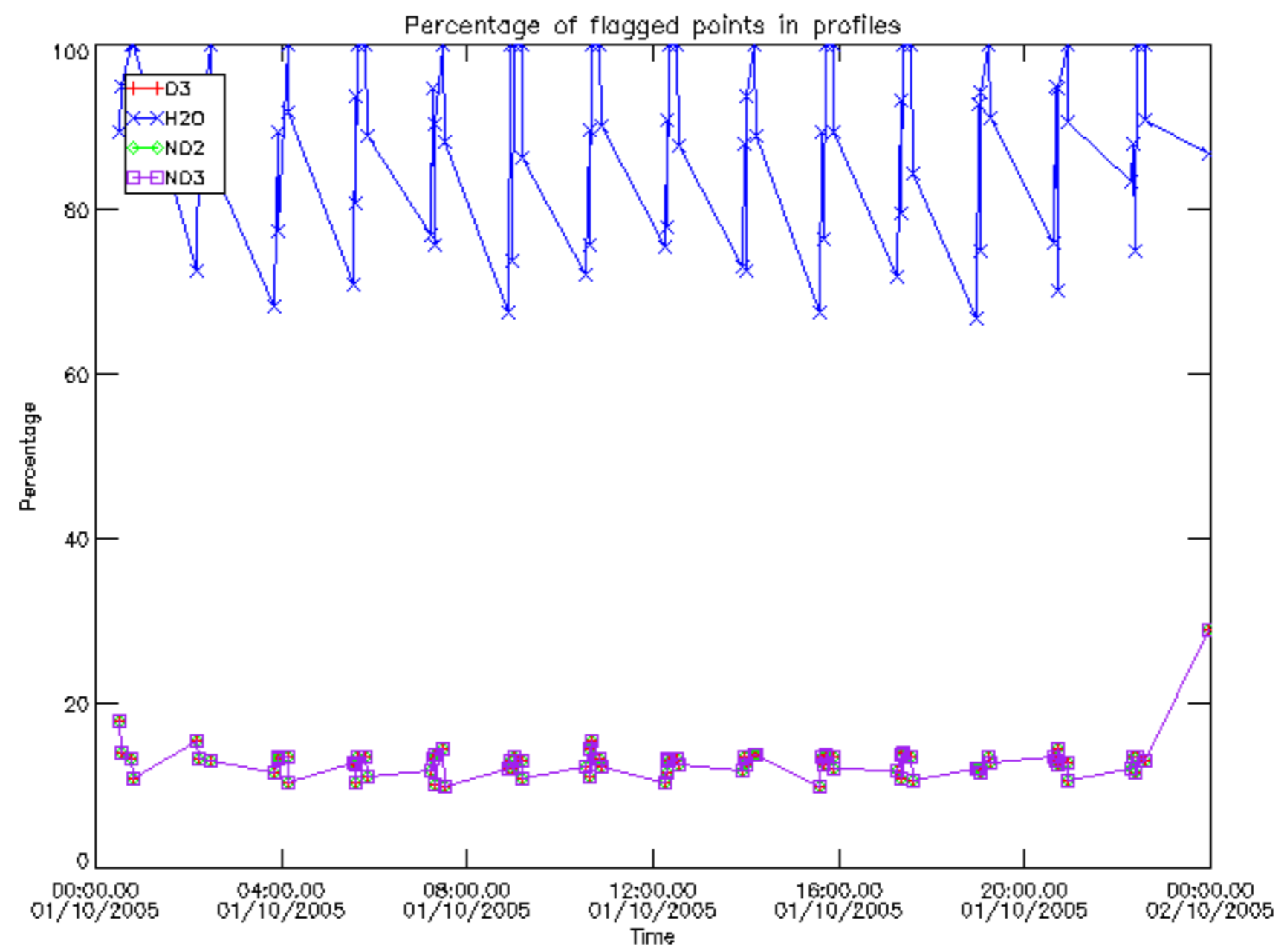
The colorbar represents the latitude.



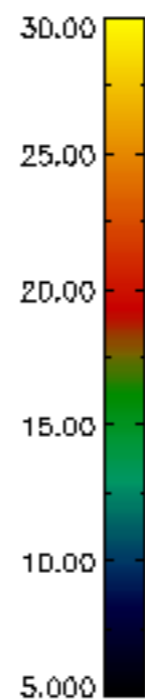
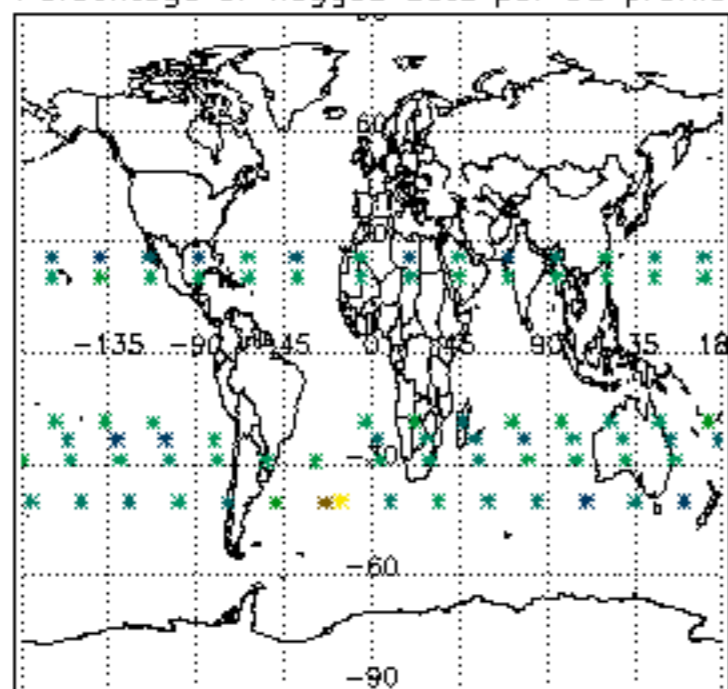
6. Auxiliary Data Files used for the production reported in section 2

The number reported in the third column indicates since which file (see list in section 2) the corresponding auxiliary file has been used. The fourth column is the date of those product files.

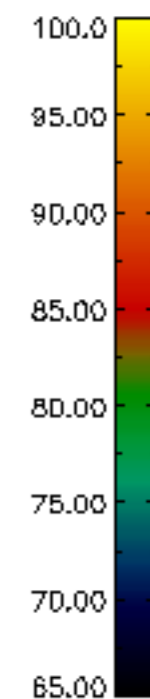
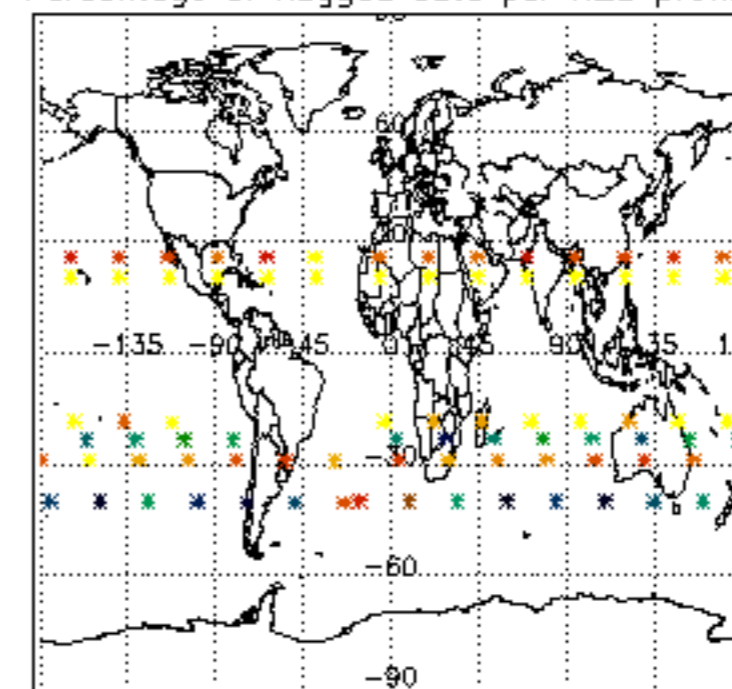
Type	Auxiliary Filename	Used since product	Used since product date
INST_PHYS_CHARACTERISTICS	GOM_INS_AXVIEC20091111_143220_20030716_120000_20500101_000000	1	01-OCT-2005 00:00:53
LEVEL-2_PROC_CONFIG	GOM_PR2_AXVIEC20091111_152718_20020301_000000_20500101_000000	1	01-OCT-2005 00:00:53
CROSS_SECTIONS_FILE	GOM_CRS_AXVIEC20091111_154832_20020301_000000_20500101_000000	1	01-OCT-2005 00:00:53



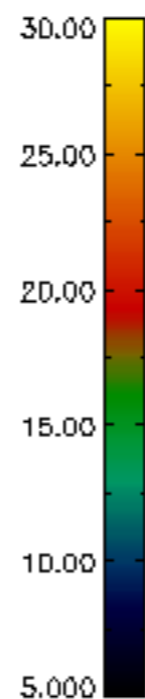
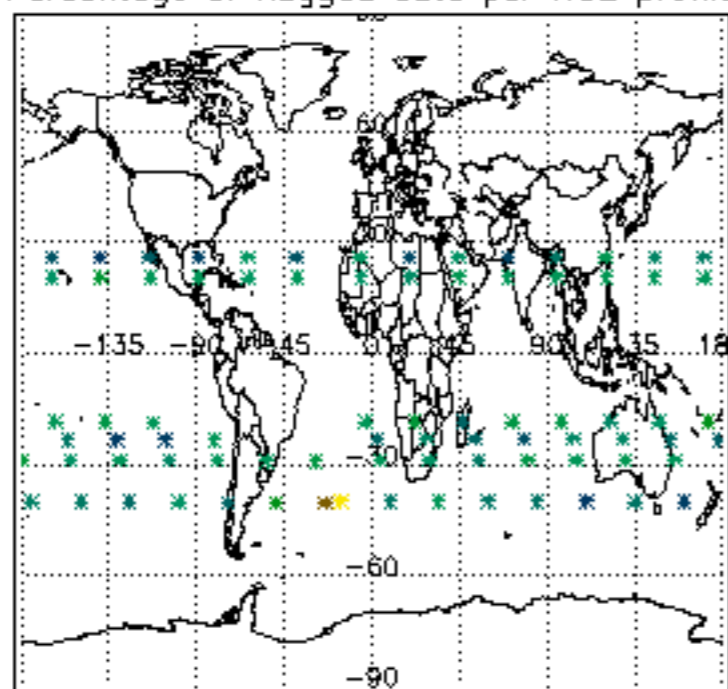
Percentage of flagged data per D3 profile



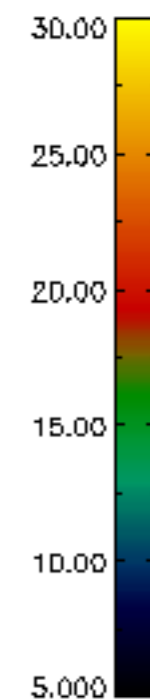
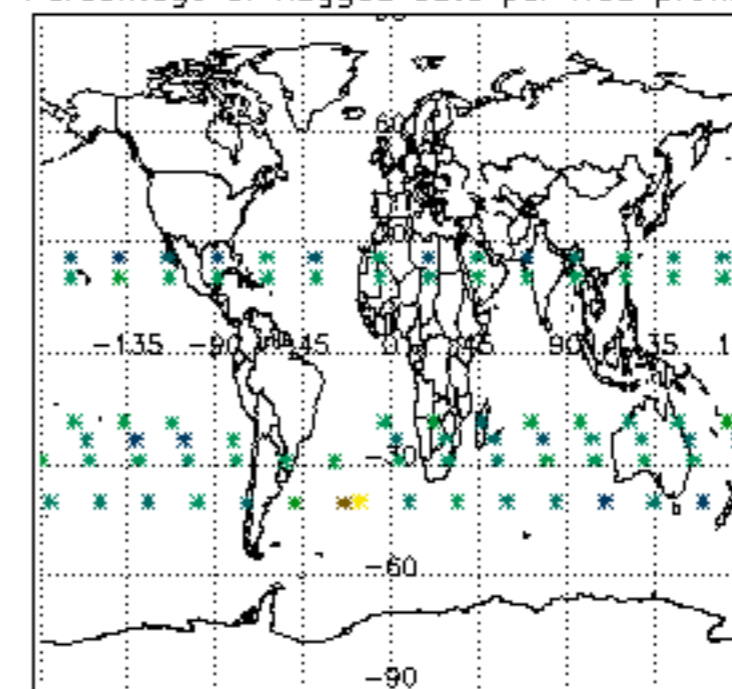
Percentage of flagged data per H2O profile

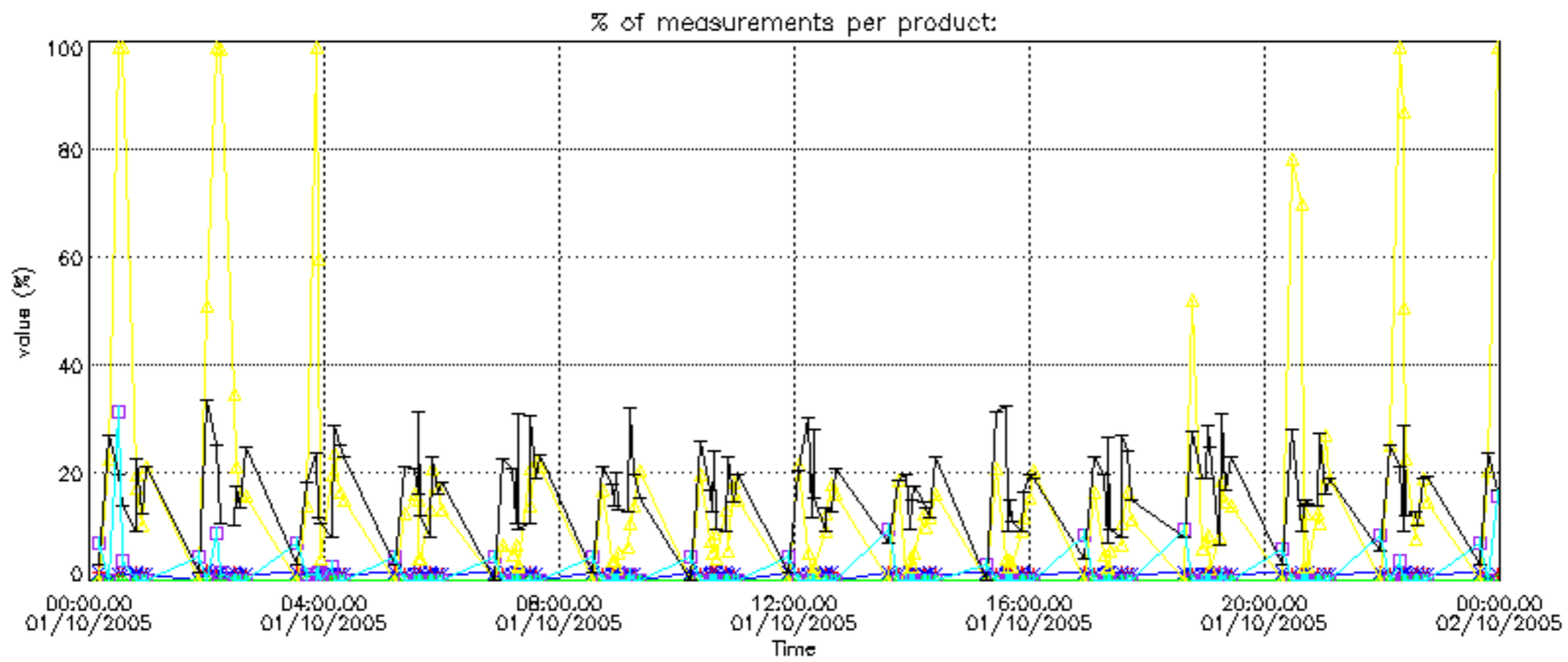


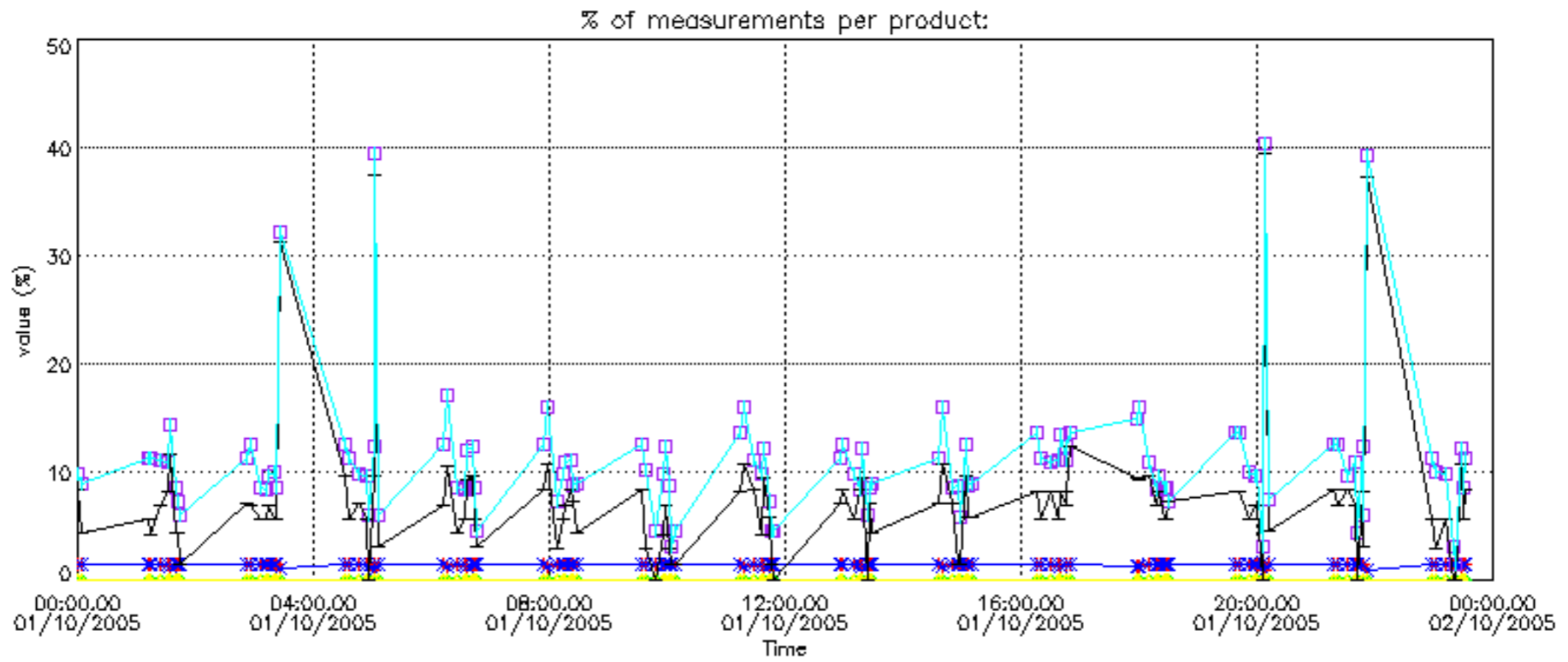
Percentage of flagged data per NO2 profile



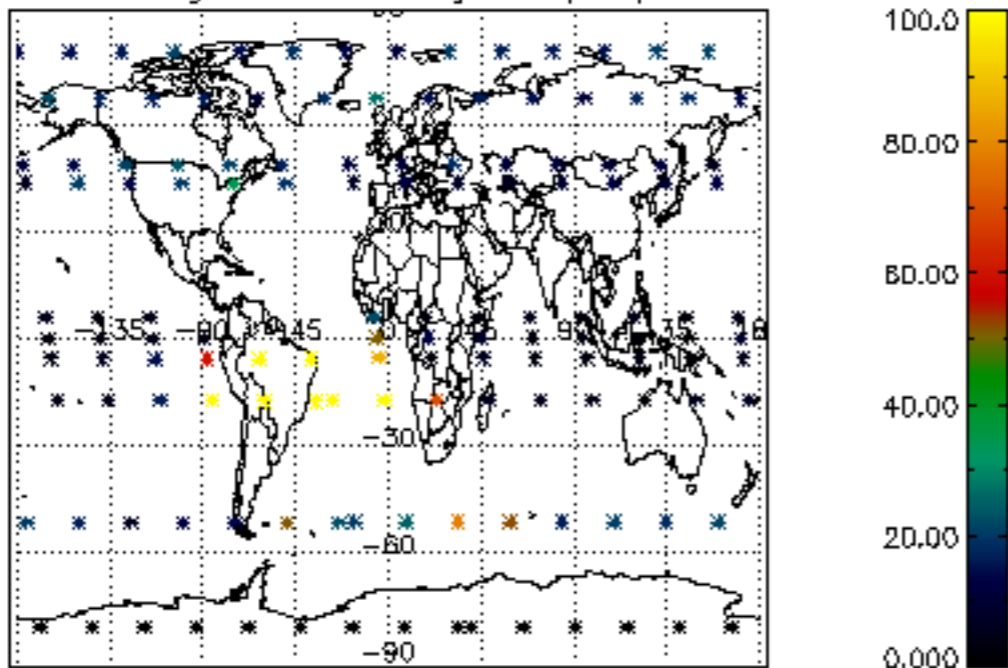
Percentage of flagged data per NO3 profile



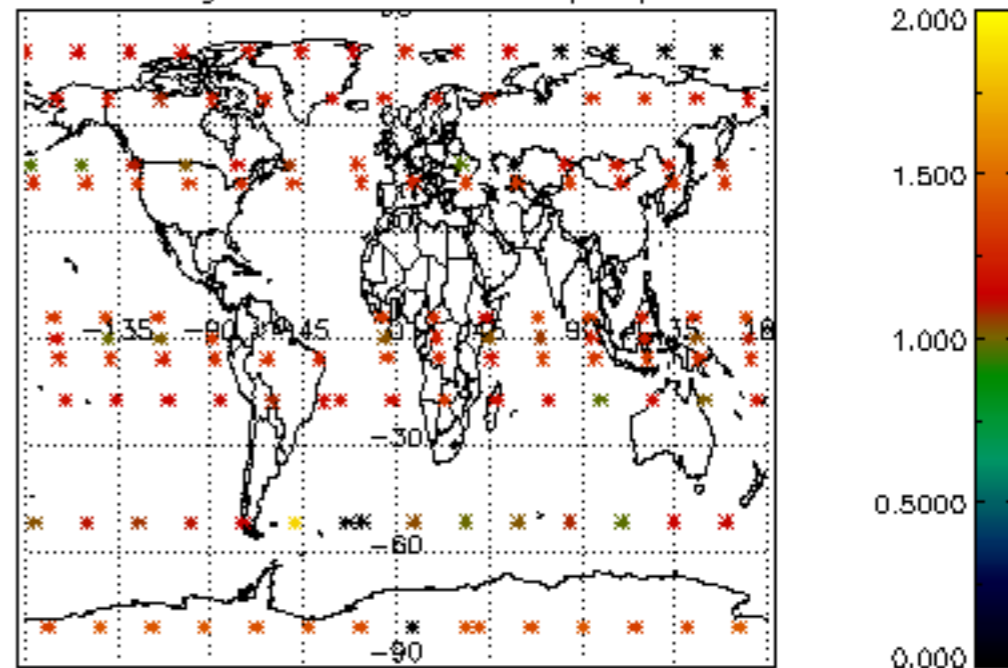




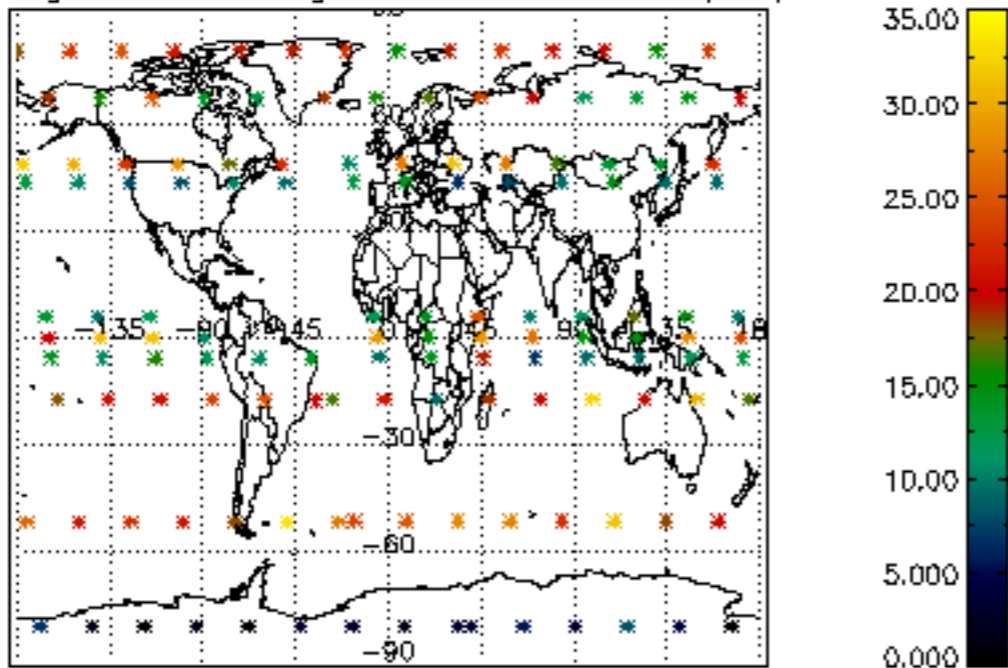
Percentage of cosmic ray hits per profile



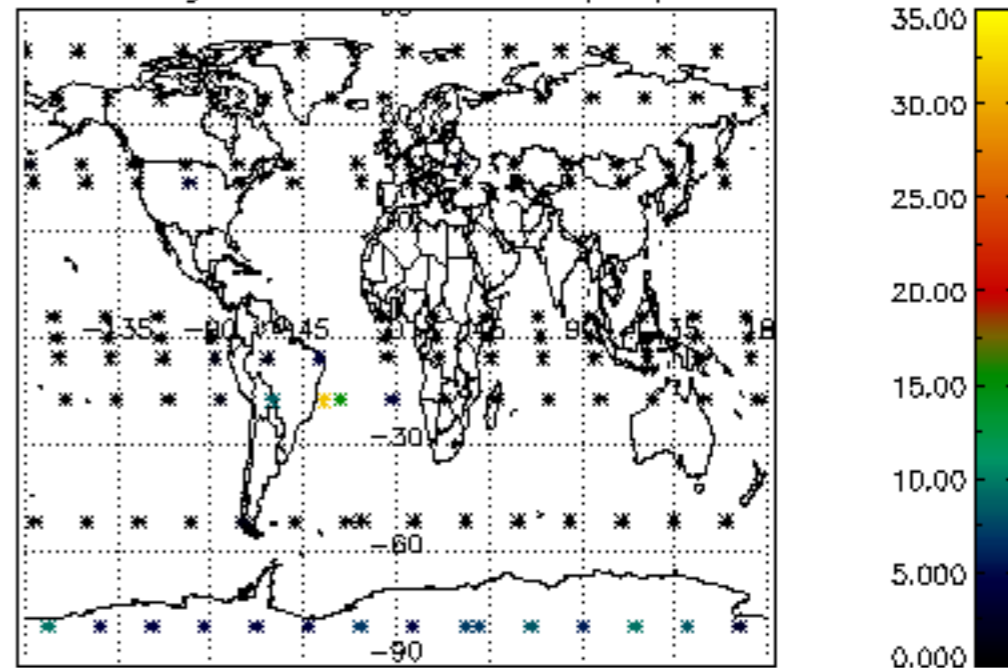
Percentage of datation errors per profile



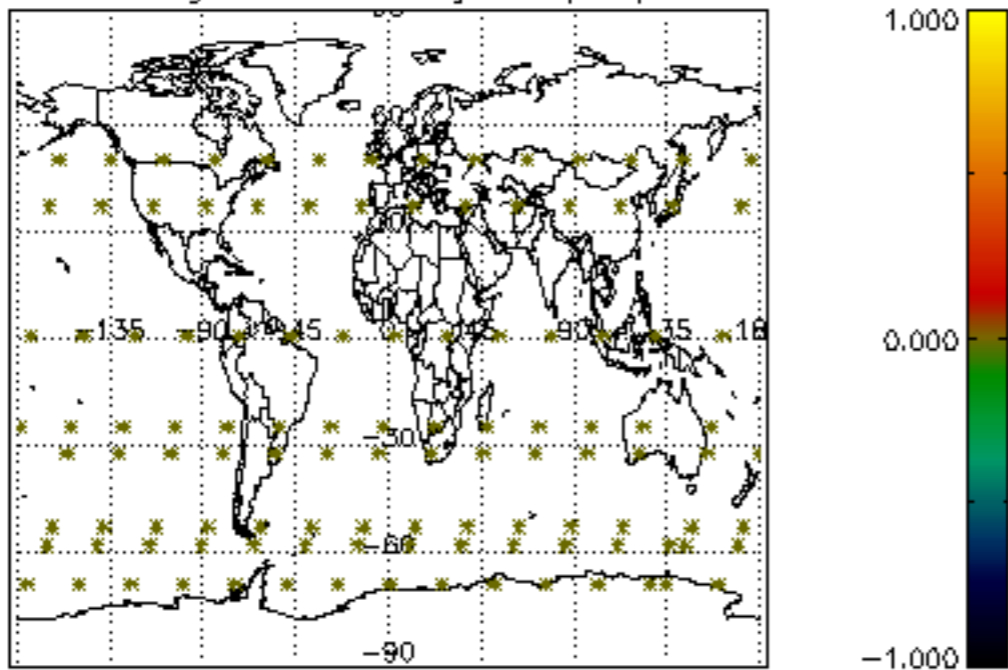
Percentage of star falling outside central band per profile



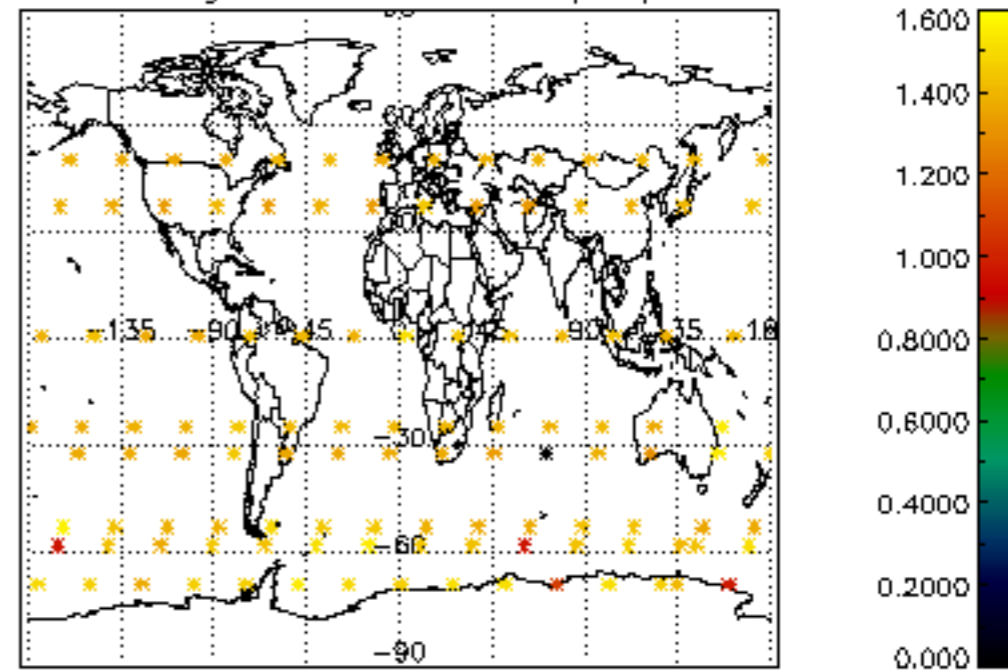
Percentage of saturation errors per profile



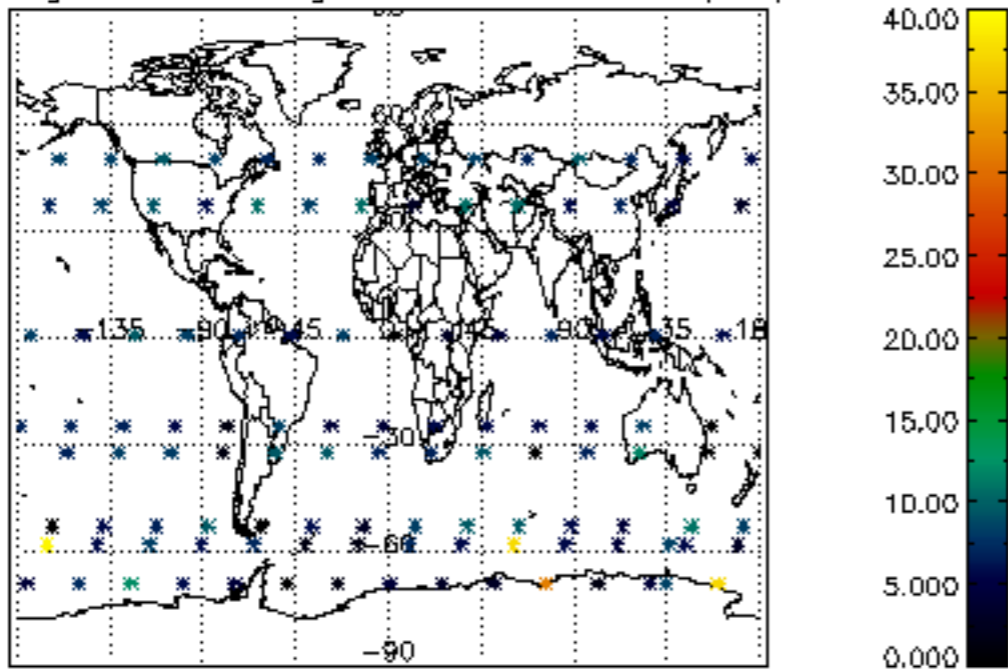
Percentage of cosmic ray hits per profile



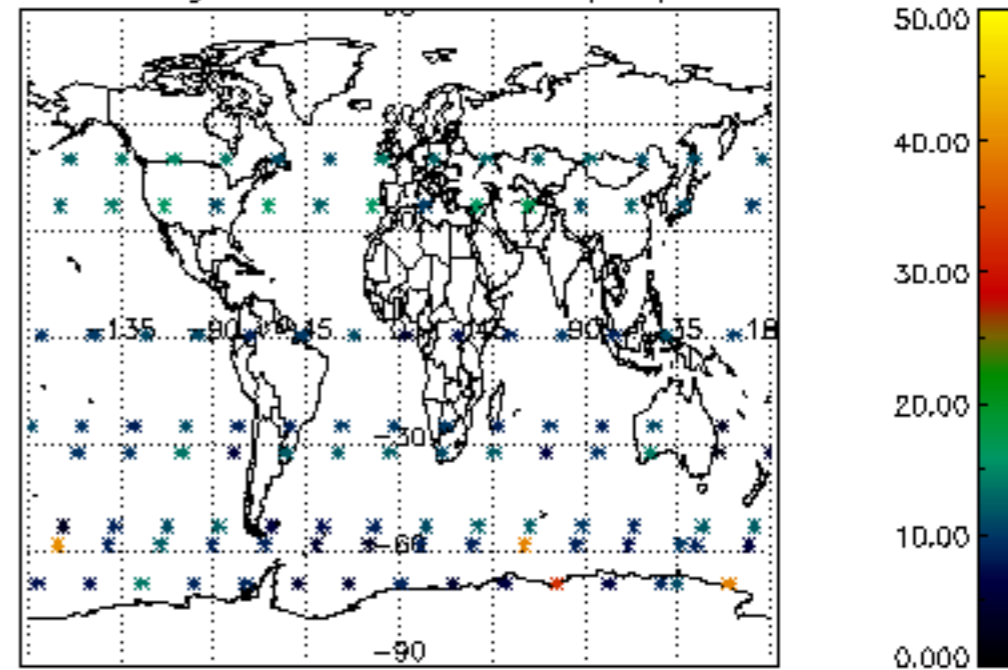
Percentage of datation errors per profile

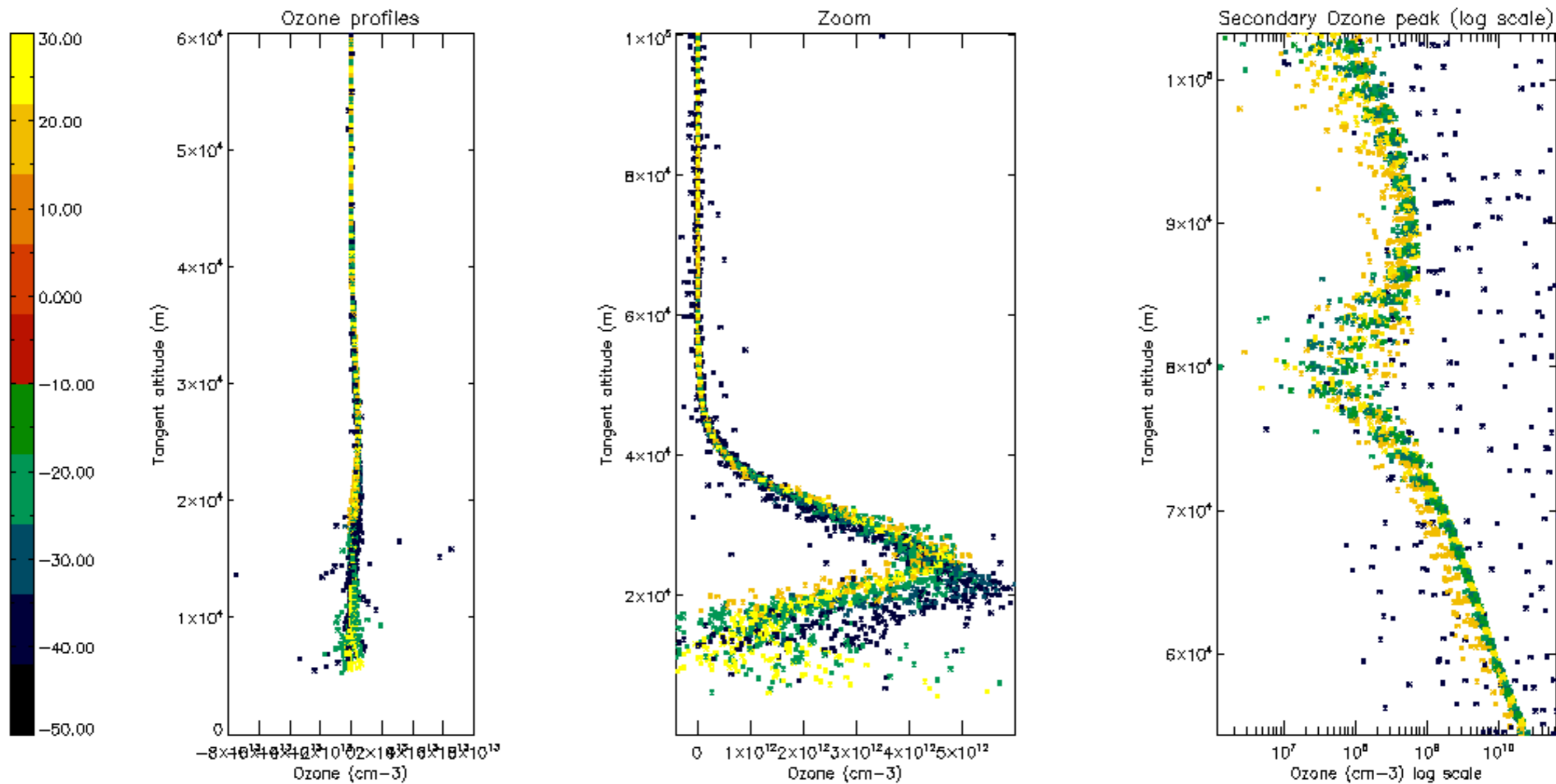


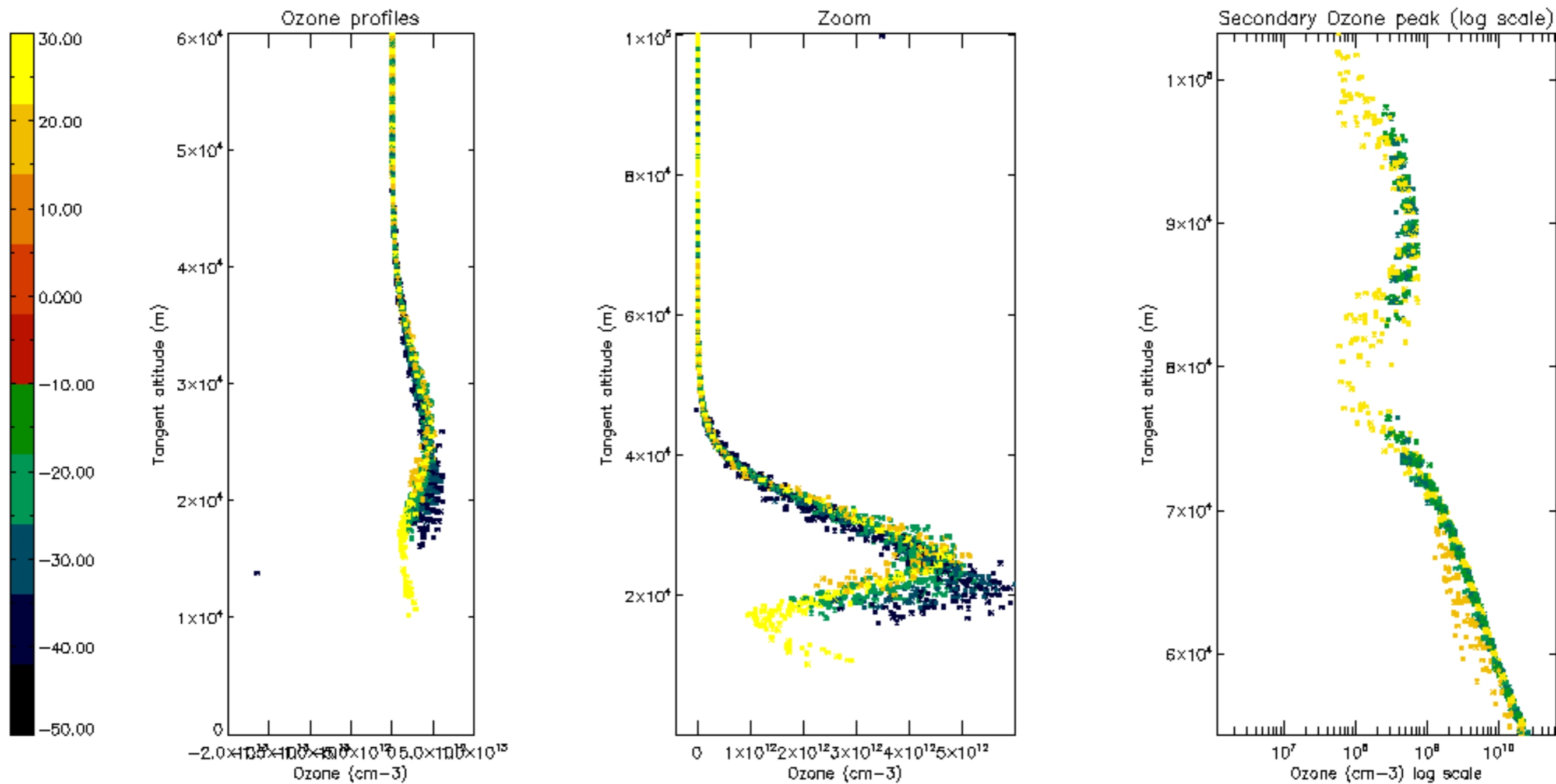
Percentage of star falling outside central band per profile

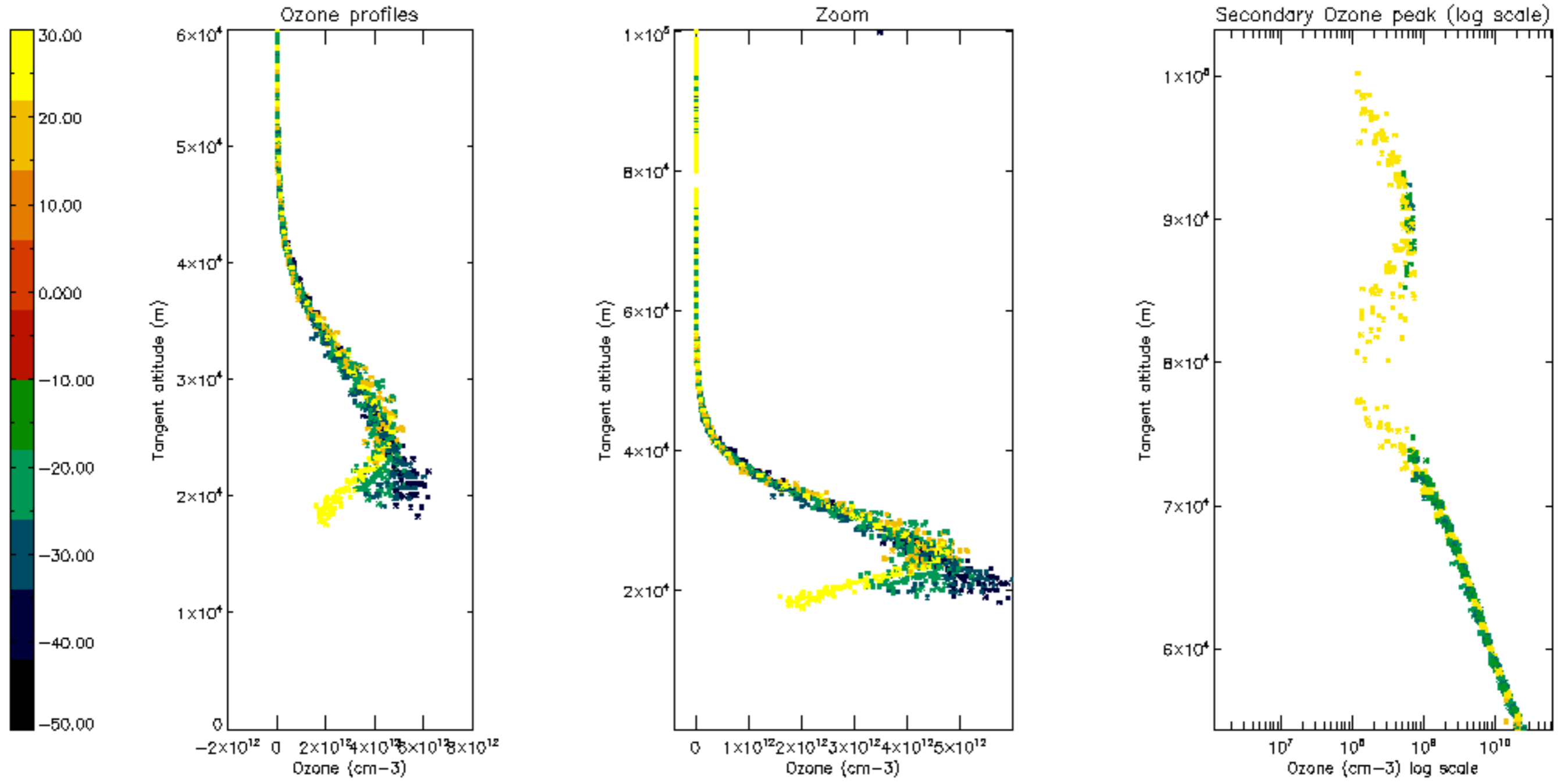


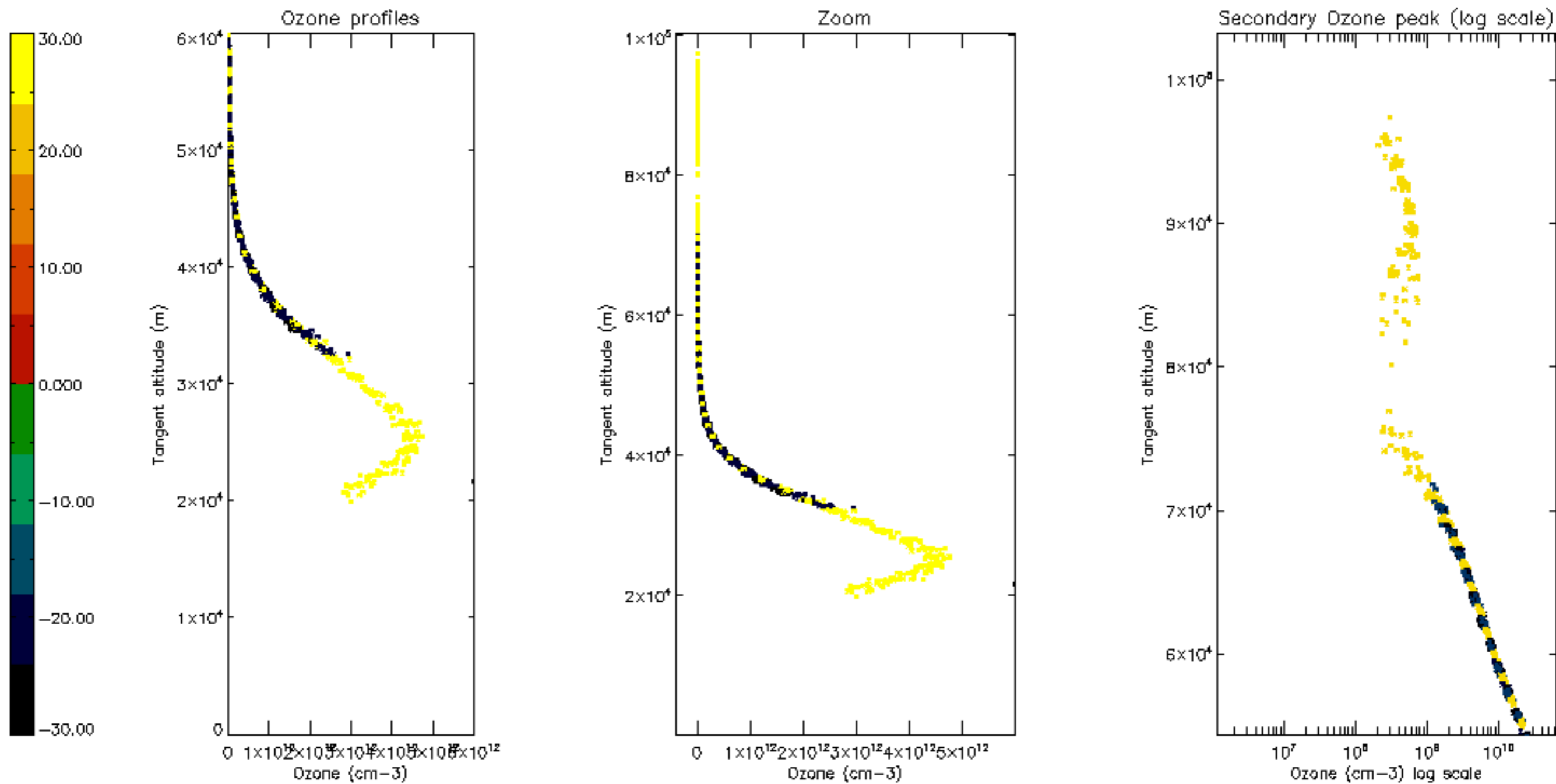
Percentage of saturation errors per profile

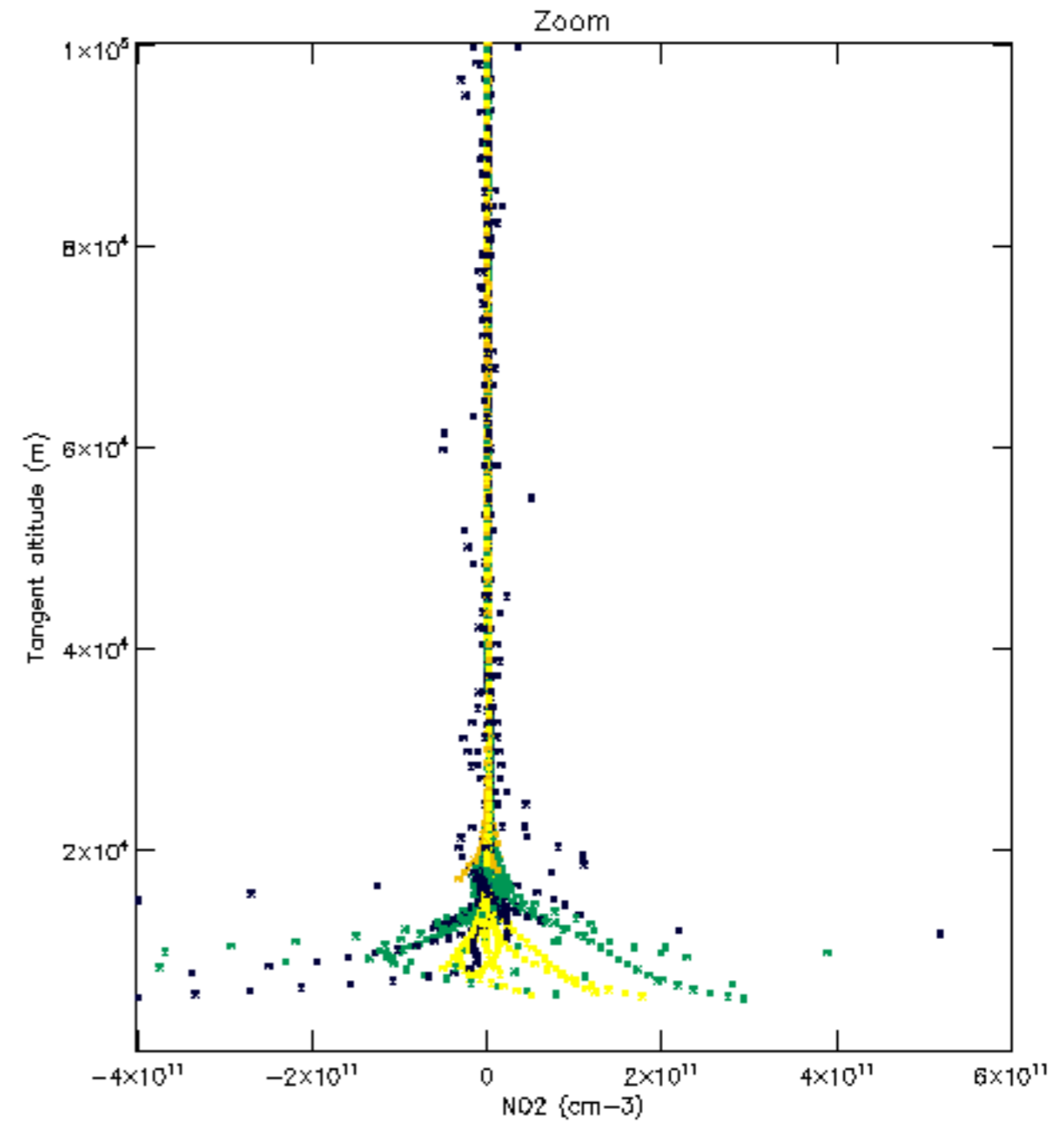
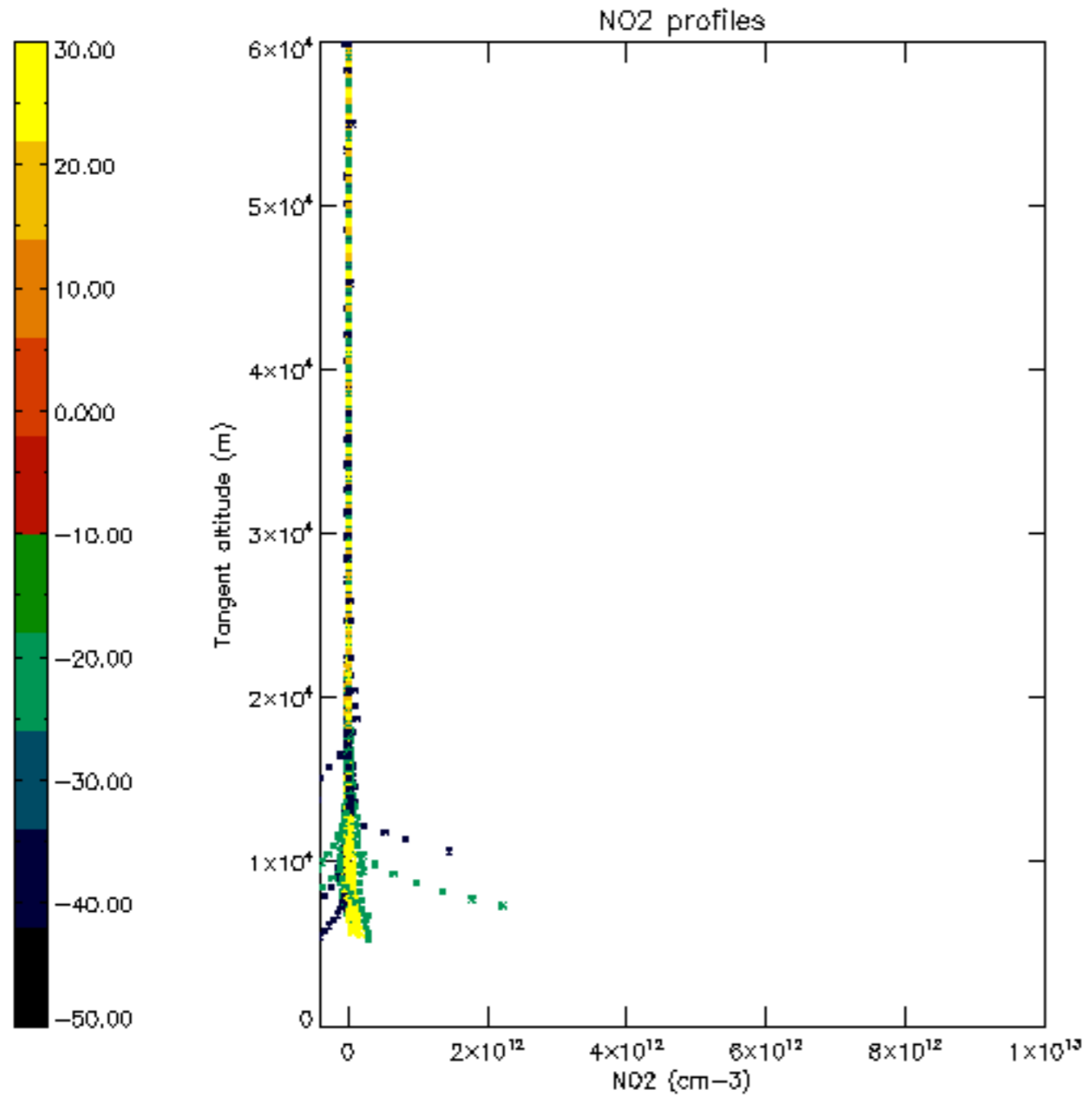


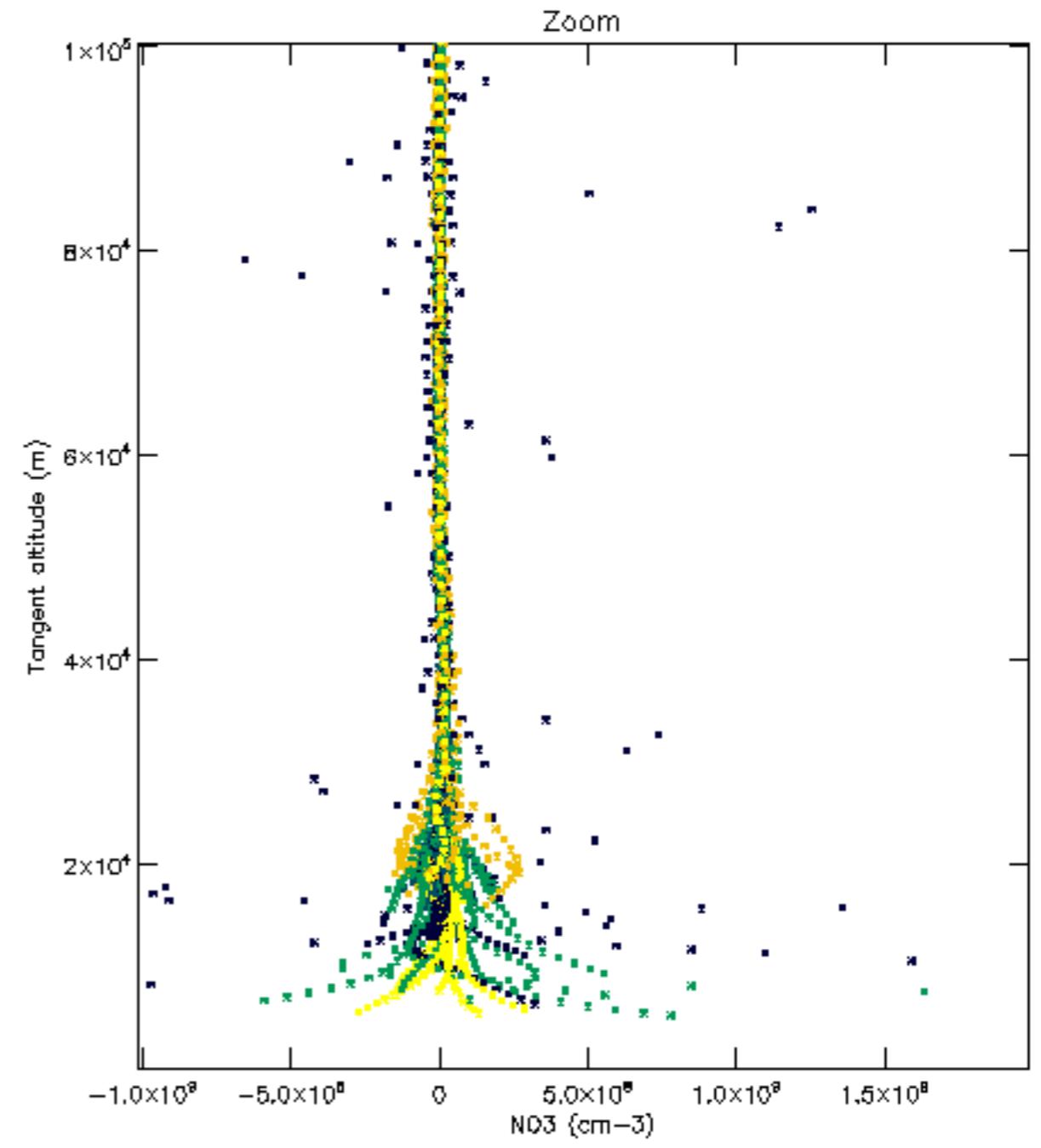
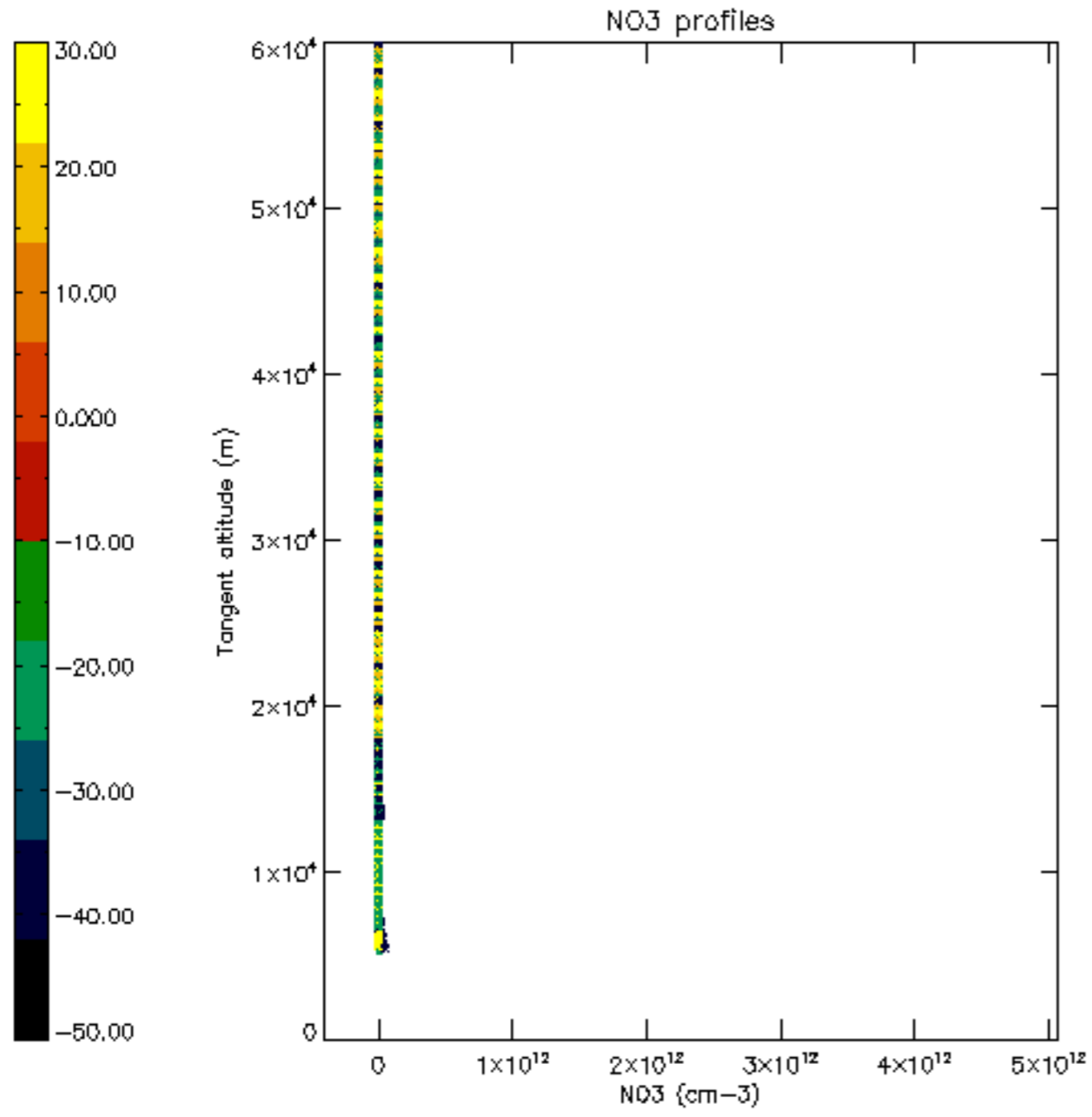


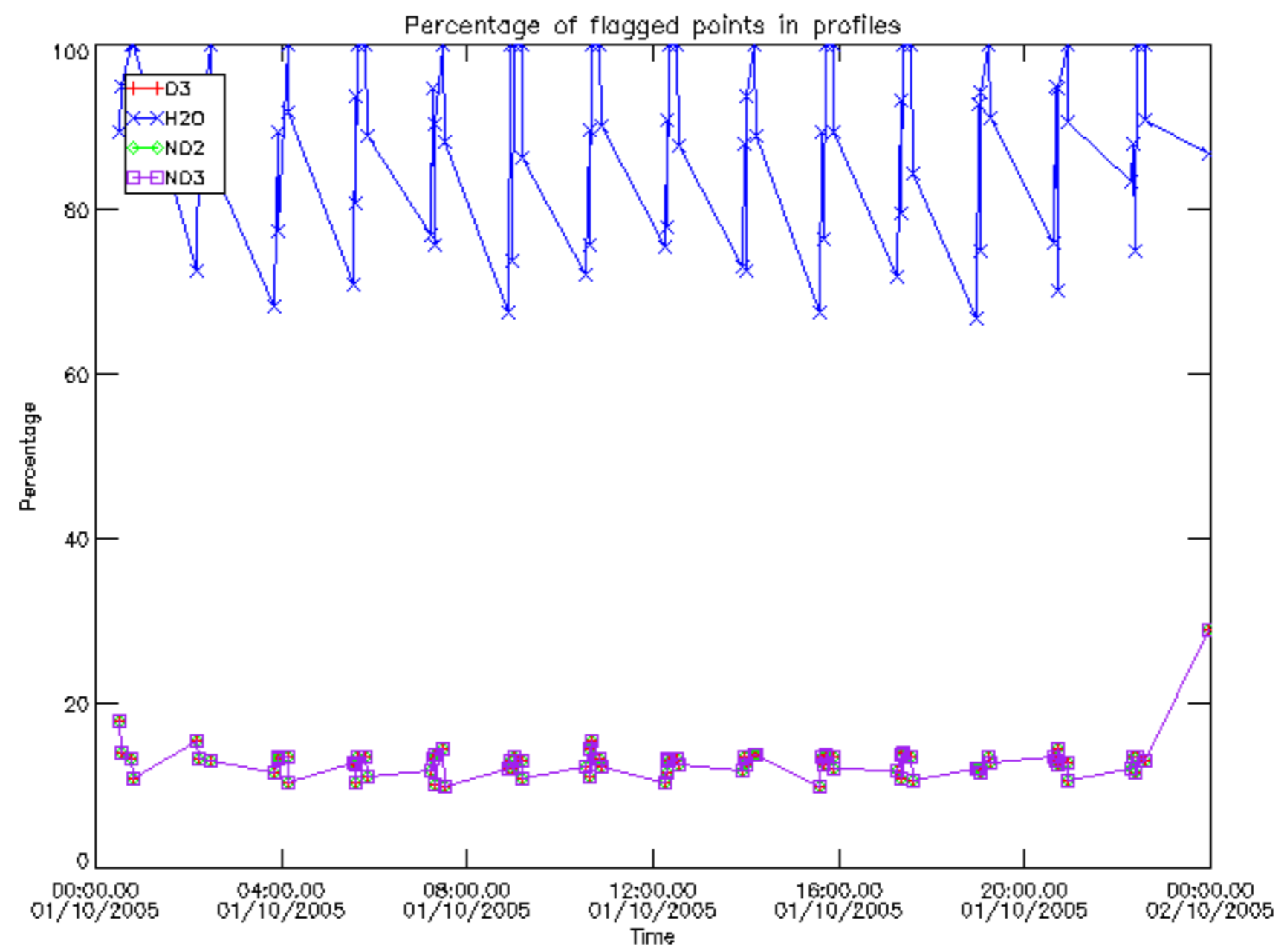




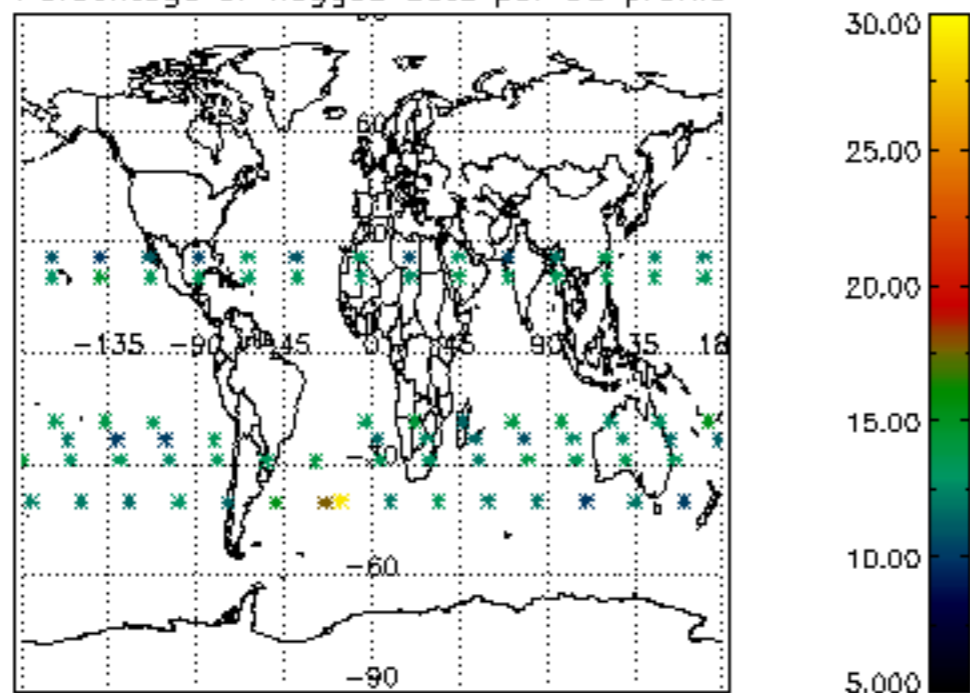




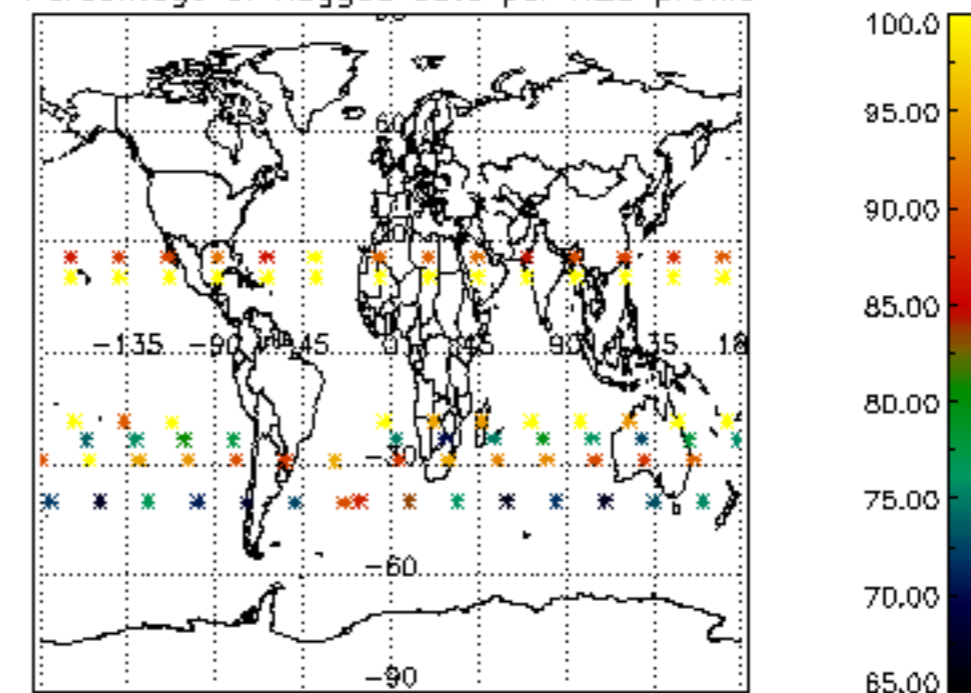




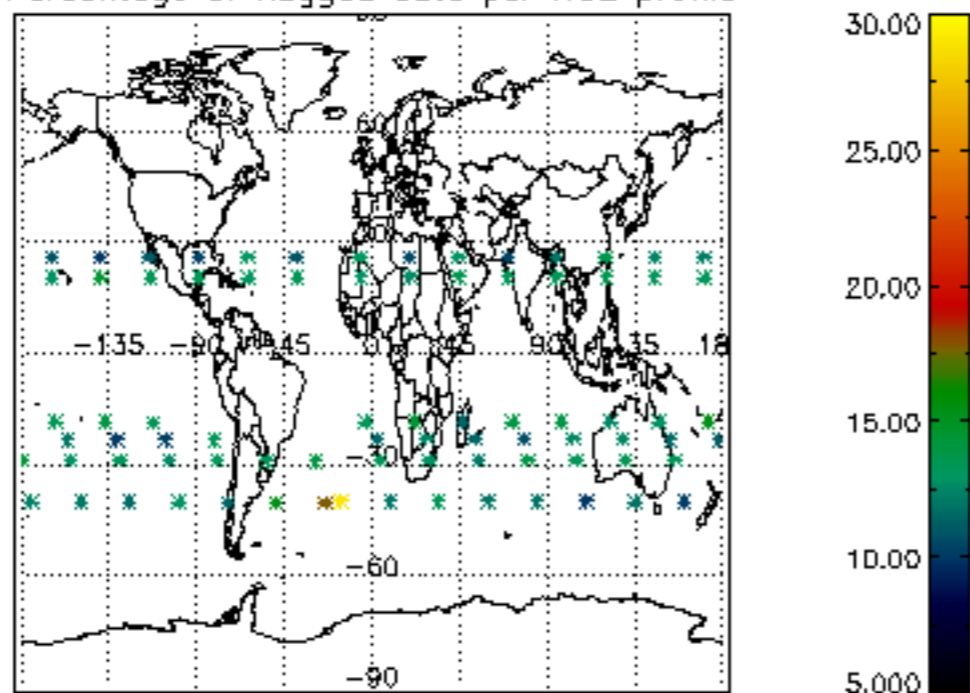
Percentage of flagged data per D3 profile



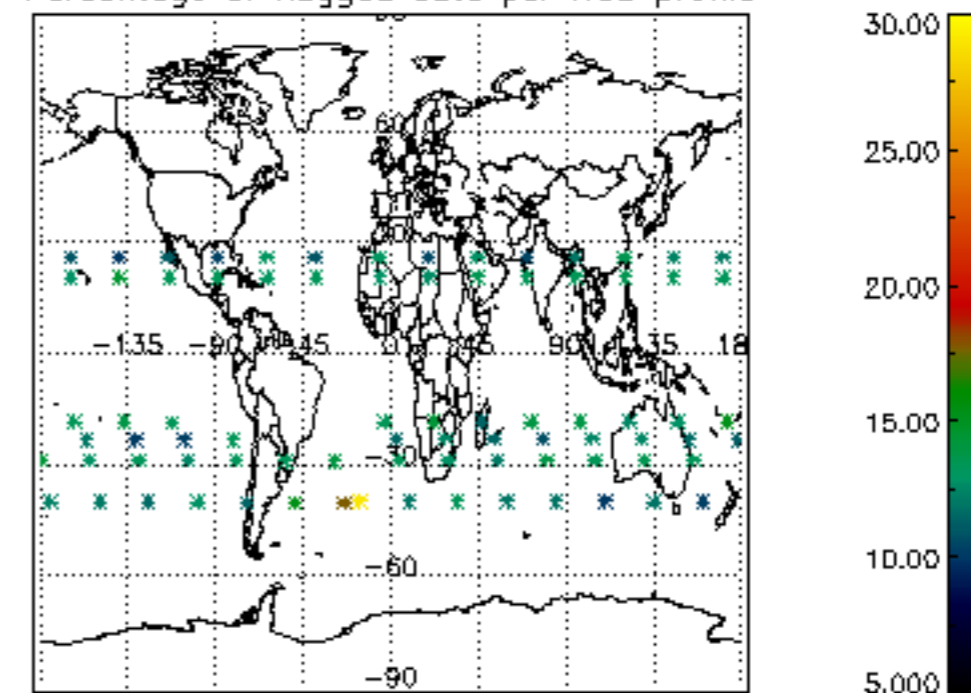
Percentage of flagged data per H2O profile

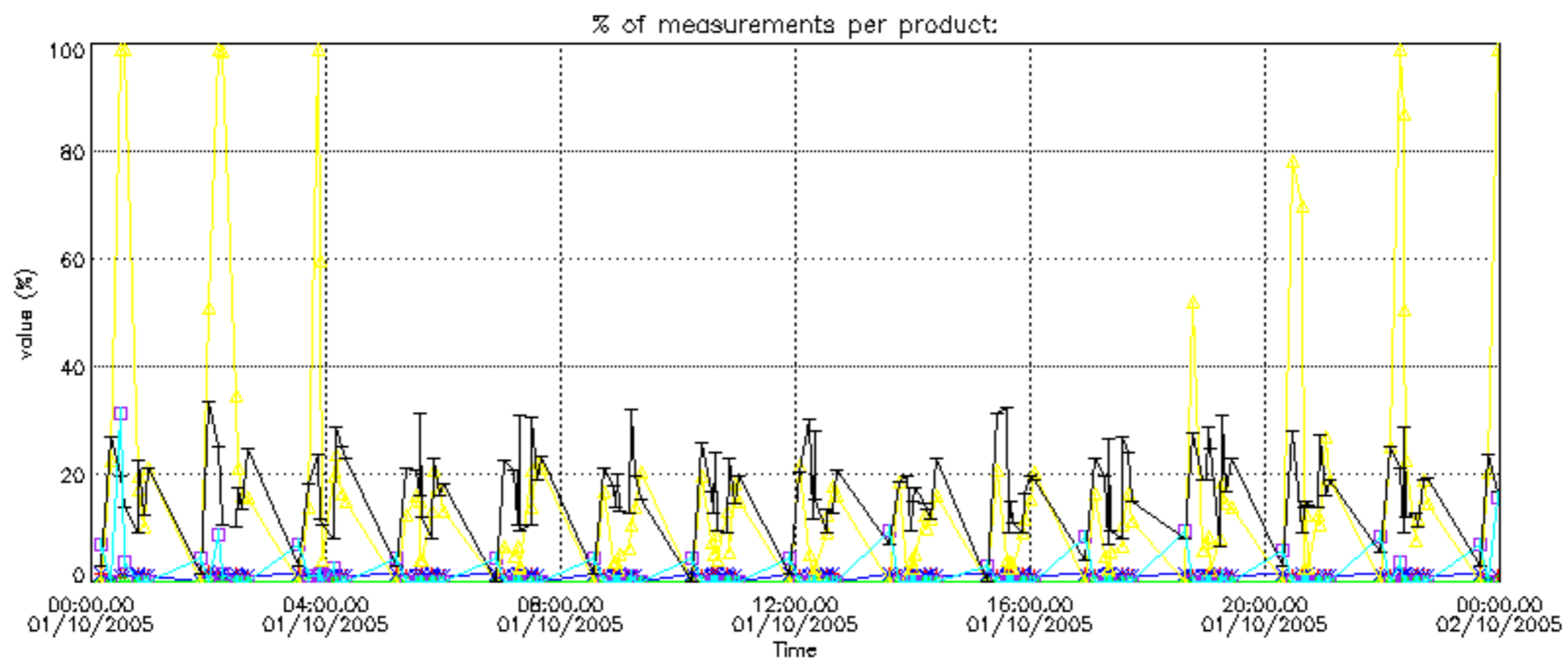


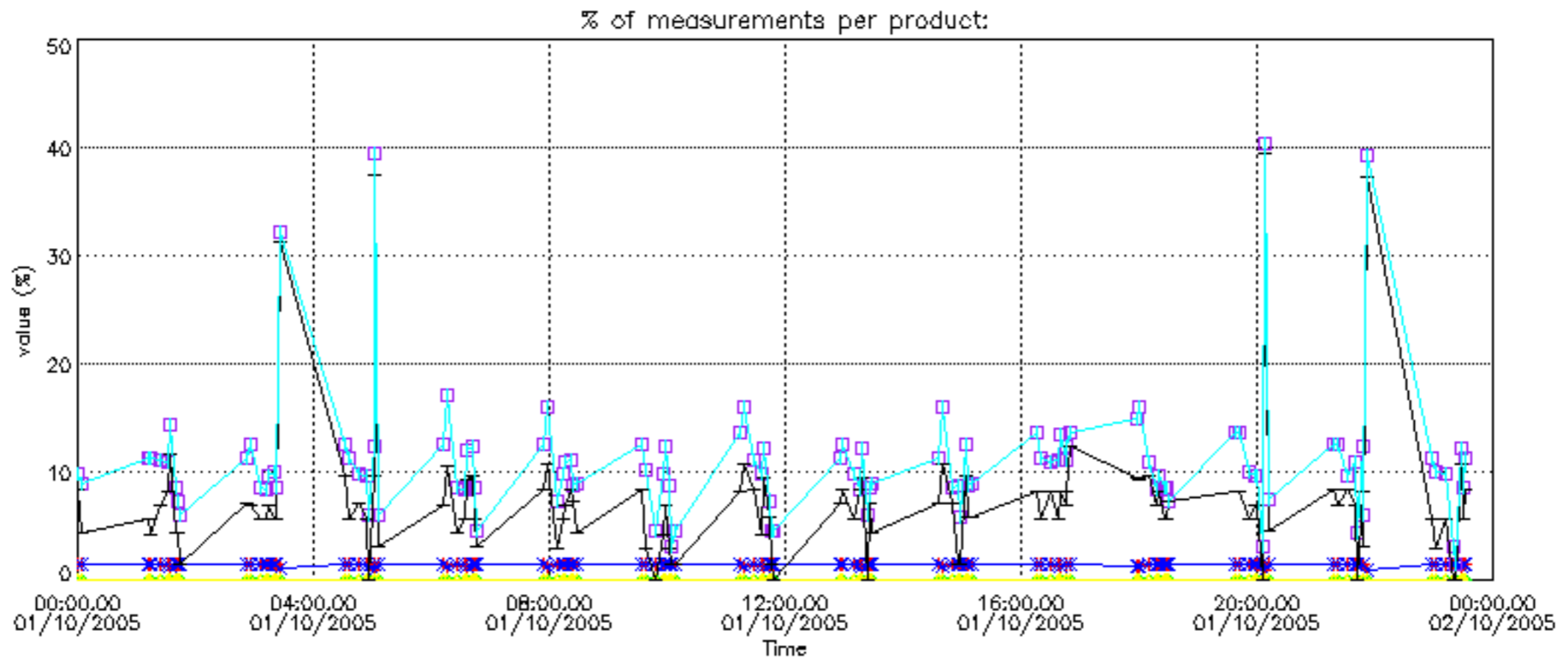
Percentage of flagged data per NO2 profile



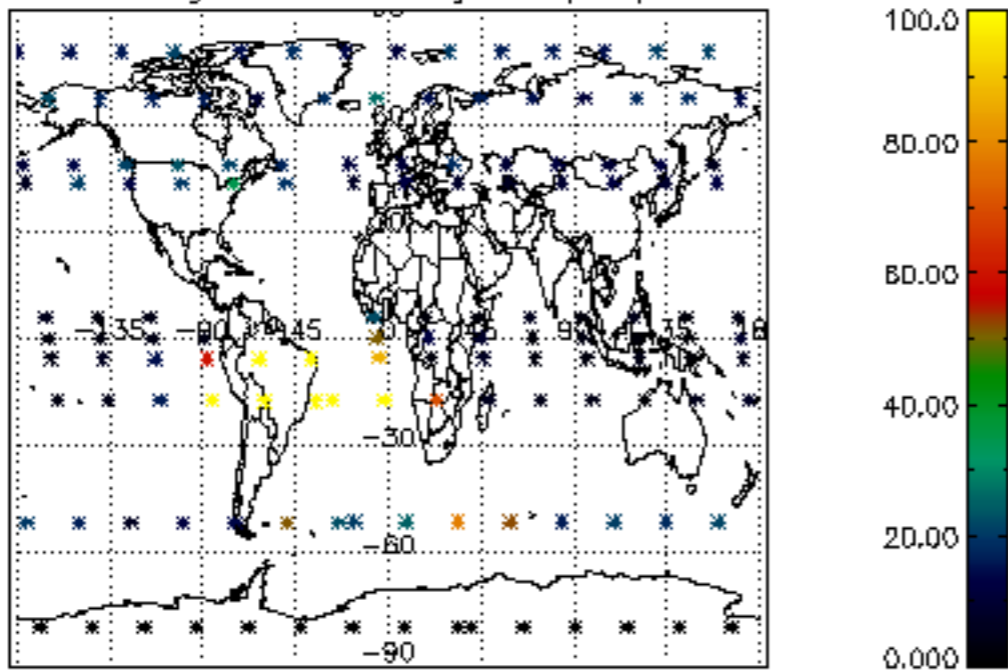
Percentage of flagged data per NO3 profile



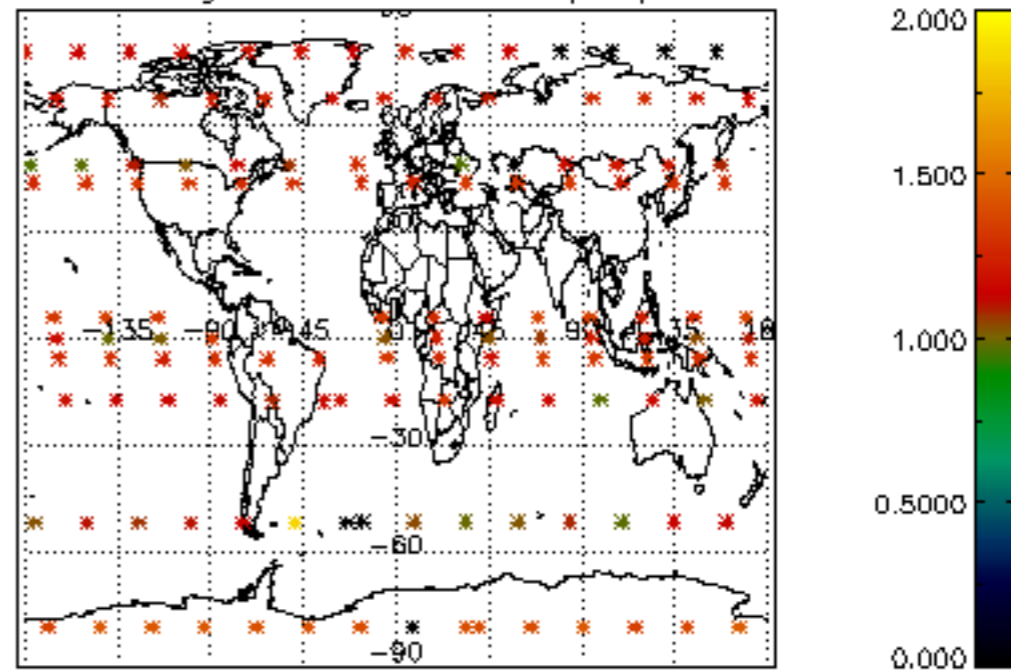




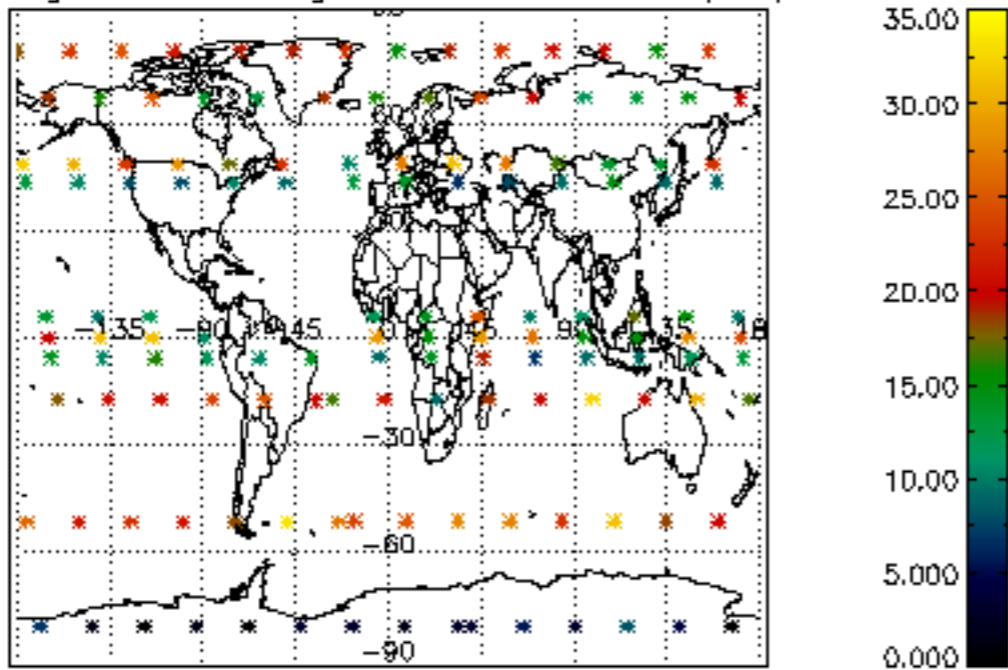
Percentage of cosmic ray hits per profile



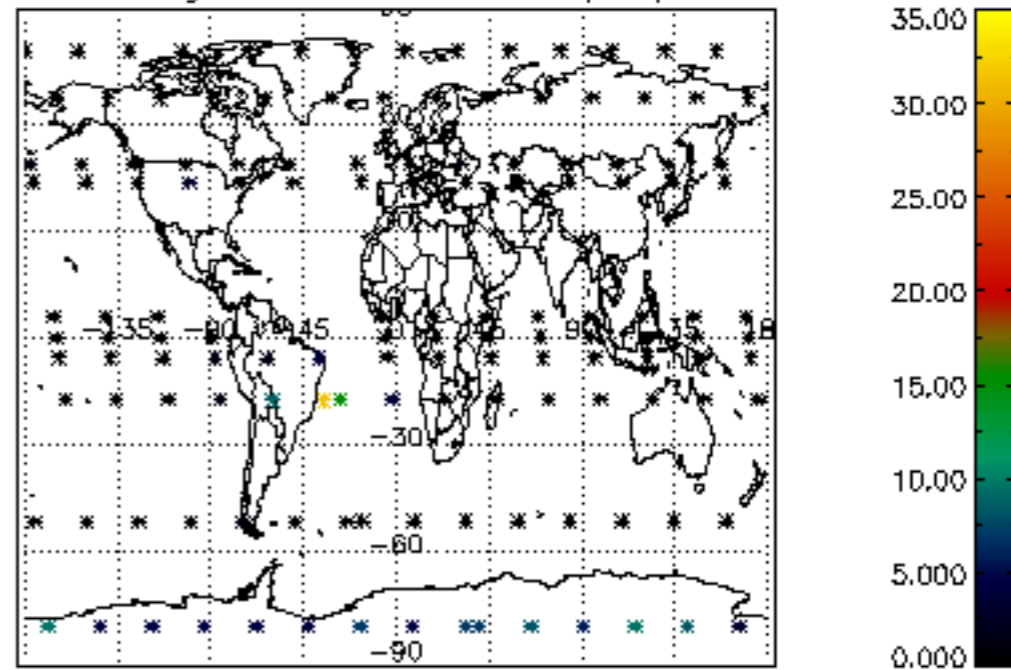
Percentage of datation errors per profile



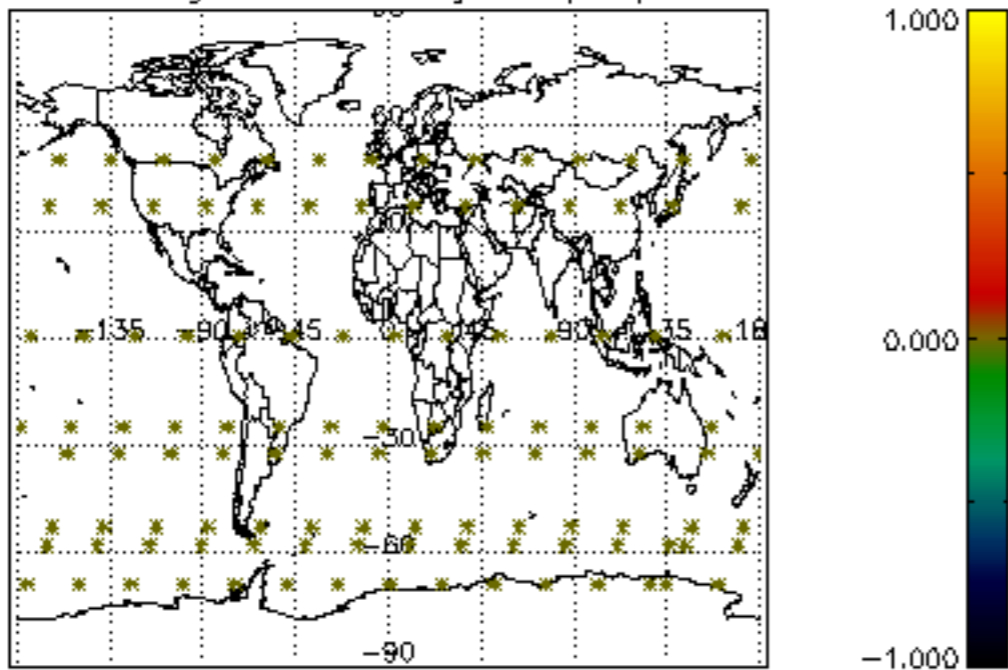
Percentage of star falling outside central band per profile



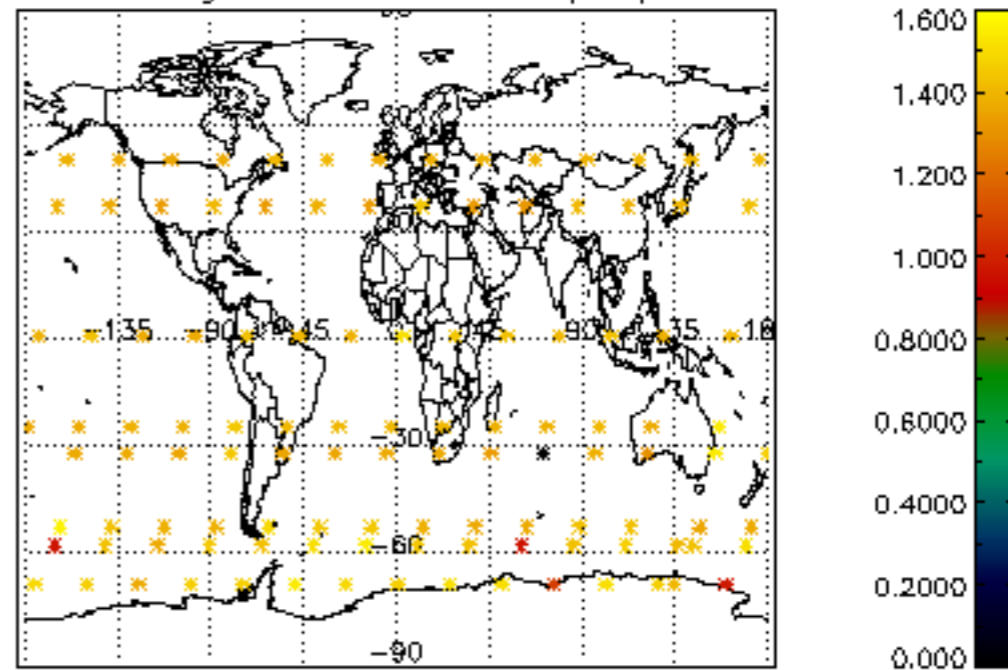
Percentage of saturation errors per profile



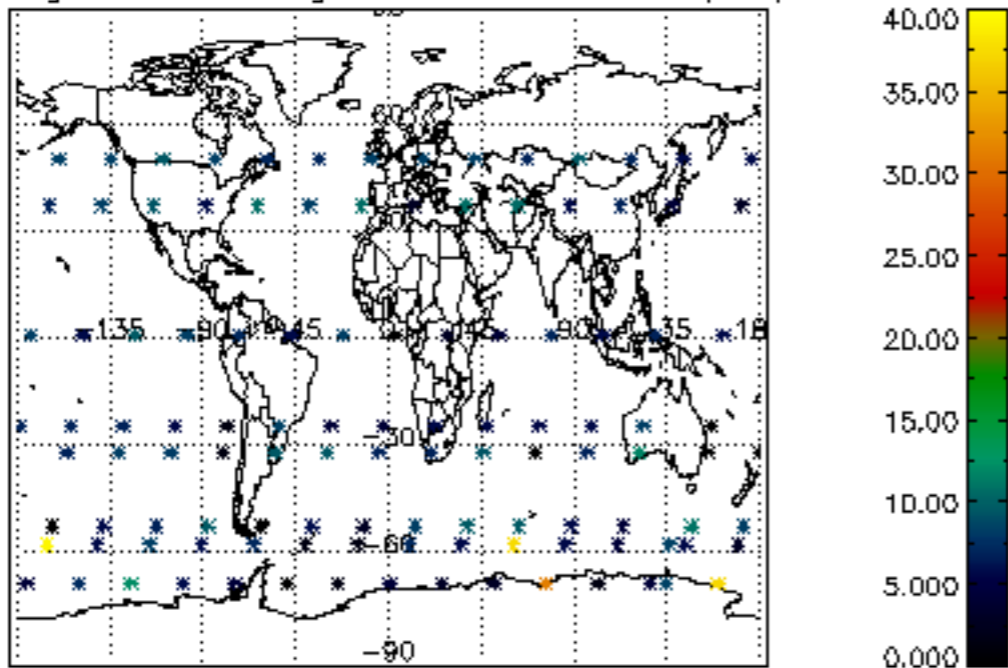
Percentage of cosmic ray hits per profile



Percentage of datation errors per profile



Percentage of star falling outside central band per profile



Percentage of saturation errors per profile

