

GOMOS Level 2 Daily Report

SUMMARY

[1. General Info](#)

[2. Summary of processed GOM_NL_2P products](#)

[3. Level 2 Quality information per product](#)

[3.1 Plot of level 2 quality information per product \(time dependant\)](#)

[3.2 Plot of level 2 quality information per product \(world map\)](#)

[4. Level 1 Quality information per product \(stored on level 2 products\)](#)

[4.1 Plot of level 1 quality information per product \(time dependant\)](#)

[4.1.1 Plot of level 1 quality information per product \(time dependant\): ASCENDING](#)

[4.1.2 Plot of level 1 quality information per product \(time dependant\): DESCENDING](#)

[4.2 Plot of level 1 quality information per product \(world map\)](#)

[4.2.1 Plot of level 1 quality information per product \(world map\): ASCENDING](#)

[4.2.2 Plot of level 1 quality information per product \(world map\): DESCENDING](#)

[5. Ozone profiles based on quality statistics and other trace gas profiles](#)

[5.1 Ozone statistics based on quality of products](#)

[5.2 Plot ozone profiles for all STD \(dark without errors\)](#)

[5.3 Plot ozone profiles where STD < 20% \(dark without errors\)](#)

[5.4. Plot ozone profiles where STD < 10% \(dark without errors\)](#)

[5.5. Plot ozone profiles where STD < 5% \(dark without errors\)](#)

[5.6 Plot NO2 profiles for all STD \(dark without errors\)](#)

[5.7 Plot NO3 profiles for all STD \(dark without errors\)](#)

[5.8 Plot H2O profiles \(only for occultations of stars 1,2,3,4,13,14,16,26,63 dark without errors\) for all STD](#)

[6. Auxiliary Data Files used for the production reported in section 2](#)

This report presents the daily analysis on parameters extracted from GOMOS level 2 data (GOM_NL__2P). It is intended to monitor some important parameters that will impact the quality of these products. A list of level 2 products (and content) that have arrived during the reporting day to the PCF is also given.

Item	Value
Time of report generation	18APR2013 11:18:34
Data source version	GOMOS/6.01
Start time of products	30-09-2005 (30SEP2005 00:00:00)
Stop time of products	01-10-2005 (01OCT2005 00:00:00)
Store outputs in DB	Yes
Nb of level 2 prods	244
Nb of prods with errors	0

2. Summary of processed GOM_NL__2P products.

Nr	Filename	UTC Start time	Limb	Duration	Star Id	Star Name	Star Mag	Star Temp	Nb Meas	Orbit	Prod. error
1	GOM_NL__2PRFIN20050930_000202_000000372041_00145_18736_7199.N1	30-SEP-2005 00:02:02	Bright	36.500	90	54Alp Peg	2.4870	11000.	73	18736	No
2	GOM_NL__2PRFIN20050930_000541_000000372041_00145_18736_7200.N1	30-SEP-2005 00:05:41	Bright	37.000	93	53Bet Peg	2.5200	3100.0	74	18736	No
3	GOM_NL__2PRFIN20050930_001552_000000362041_00145_18736_7201.N1	30-SEP-2005 00:15:52	Bright	35.500	89	5Alp Cep	2.4510	8000.0	71	18736	No
4	GOM_NL__2PRFIN20050930_002303_000000332041_00145_18736_7202.N1	30-SEP-2005 00:23:03	Bright	32.500	49	1Alp UMi	1.9900	6300.0	65	18736	No
5	GOM_NL__2PRFIN20050930_002502_000000342041_00145_18736_7203.N1	30-SEP-2005 00:25:02	Bright	34.000	60	7Bet UMi	2.0810	3950.0	68	18736	No
6	GOM_NL__2PRFIN20050930_003058_000000362041_00145_18736_7204.N1	30-SEP-2005 00:30:58	Bright	35.500	36	50Alp UMa	1.8000	6300.0	71	18736	No
7	GOM_NL__2PRFIN20050930_003228_000000342041_00145_18736_7205.N1	30-SEP-2005 00:32:28	Bright	34.000	82	48Bet UMa	2.3650	10600.	68	18736	No
8	GOM_NL__2PRFIN20050930_003541_000000352041_00145_18736_7206.N1	30-SEP-2005 00:35:41	Bright	34.500	174	52Psi UMa	3.0040	4400.0	69	18736	No
9	GOM_NL__2PRFIN20050930_004220_000000352041_00145_18736_7207.N1	30-SEP-2005 00:42:20	Bright	35.000	166	17Eps Leo	2.9800	6000.0	70	18736	No
10	GOM_NL__2PRFIN20050930_005151_000000492041_00145_18736_7208.N1	30-SEP-2005 00:51:51	Twilight	48.500	48	30Alp Hya	1.9770	4100.0	97	18736	No
11	GOM_NL__2PRFIN20050930_010131_000000452041_00145_18736_7209.N1	30-SEP-2005 01:01:31	Dark	44.500	65	Lam Vel	2.2040	4400.0	89	18736	No
12	GOM_NL__2PRFIN20050930_010449_000000402041_00145_18736_7210.N1	30-SEP-2005 01:04:49	Dark	40.000	46	Del Vel	1.9540	10600.	80	18736	No
13	GOM_NL__2PRFIN20050930_010624_000000492041_00146_18737_7211.N1	30-SEP-2005 01:06:24	Dark	49.000	41	Eps Car	1.8600	4100.0	98	18737	No
14	GOM_NL__2PRFIN20050930_011837_000000392041_00146_18737_8126.N1	30-SEP-2005 01:18:37	Dark	38.500	143	Alp Hyi	2.8570	7200.0	77	18737	No
15	GOM_NL__2PRFIN20050930_012005_000000422041_00146_18737_8127.N1	30-SEP-2005 01:20:05	Dark	42.000	9	Alp Eri	0.45300	24000.	84	18737	No
16	GOM_NL__2PRFIN20050930_012528_000000432041_00146_18737_8128.N1	30-SEP-2005 01:25:28	Straylight	42.500	84	Alp Phe	2.3970	4500.0	85	18737	No
17	GOM_NL__2PRFIN20050930_013009_000000432041_00146_18737_8129.N1	30-SEP-2005 01:30:09	Straylight	42.500	18	24Alp PsA	1.1660	9700.0	85	18737	No
18	GOM_NL__2PRFIN20050930_014238_000000372041_00146_18737_8130.N1	30-SEP-2005 01:42:38	Bright	37.000	90	54Alp Peg	2.4870	11000.	74	18737	No
19	GOM_NL__2PRFIN20050930_014617_000000402041_00146_18737_8131.N1	30-SEP-2005 01:46:17	Bright	39.500	93	53Bet Peg	2.5200	3100.0	79	18737	No
20	GOM_NL__2PRFIN20050930_015628_000000362041_00146_18737_8132.N1	30-SEP-2005 01:56:28	Bright	35.500	89	5Alp Cep	2.4510	8000.0	71	18737	No
21	GOM_NL__2PRFIN20050930_020339_000000362041_00146_18737_8133.N1	30-SEP-2005 02:03:39	Bright	36.000	49	1Alp UMi	1.9900	6300.0	72	18737	No
22	GOM_NL__2PRFIN20050930_020538_000000362041_00146_18737_8134.N1	30-SEP-2005 02:05:38	Bright	36.000	60	7Bet UMi	2.0810	3950.0	72	18737	No
23	GOM_NL__2PRFIN20050930_021134_000000352041_00146_18737_8135.N1	30-SEP-2005 02:11:34	Bright	35.000	36	50Alp UMa	1.8000	6300.0	70	18737	No
24	GOM_NL__2PRFIN20050930_021304_000000342041_00146_18737_8136.N1	30-SEP-2005 02:13:04	Bright	34.000	82	48Bet UMa	2.3650	10600.	68	18737	No
25	GOM_NL__2PRFIN20050930_021617_000000352041_00146_18737_8137.N1	30-SEP-2005 02:16:17	Bright	35.000	174	52Psi UMa	3.0040	4400.0	70	18737	No
26	GOM_NL__2PRFIN20050930_022256_000000352041_00146_18737_8138.N1	30-SEP-2005 02:22:56	Bright	34.500	166	17Eps Leo	2.9800	6000.0	69	18737	No
27	GOM_NL__2PRFIN20050930_023227_000000542041_00146_18737_8139.N1	30-SEP-2005 02:32:27	Twilight	54.000	48	30Alp Hya	1.9770	4100.0	108	18737	No
28	GOM_NL__2PRFIN20050930_024208_000000442041_00146_18737_8140.N1	30-SEP-2005 02:42:08	Dark	44.000	65	Lam Vel	2.2040	4400.0	88	18737	No
29	GOM_NL__2PRFIN20050930_024525_000000402041_00146_18737_8141.N1	30-SEP-2005 02:45:25	Dark	40.000	46	Del Vel	1.9540	10600.	80	18737	No
30	GOM_NL__2PRFIN20050930_024701_000000452041_00147_18738_8142.N1	30-SEP-2005 02:47:01	Dark	45.000	41	Eps Car	1.8600	4100.0	90	18738	No
31	GOM_NL__2PRFIN20050930_025914_000000392041_00147_18738_8126.N1	30-SEP-2005 02:59:14	Dark	38.500	143	Alp Hyi	2.8570	7200.0	77	18738	No
32	GOM_NL__2PRFIN20050930_030041_000000452041_00147_18738_8127.N1	30-SEP-2005 03:00:41	Dark	44.500	9	Alp Eri	0.45300	24000.	89	18738	No
33	GOM_NL__2PRFIN20050930_030604_000000392041_00147_18738_8128.N1	30-SEP-2005 03:06:04	Straylight	39.000	84	Alp Phe	2.3970	4500.0	78	18738	No
34	GOM_NL__2PRFIN20050930_031045_000000442041_00147_18738_8129.N1	30-SEP-2005 03:10:45	Straylight	43.500	18	24Alp PsA	1.1660	9700.0	87	18738	No
35	GOM_NL__2PRFIN20050930_032313_000000372041_00147_18738_8130.N1	30-SEP-2005 03:23:13	Bright	37.000	90	54Alp Peg	2.4870	11000.	74	18738	No
36	GOM_NL__2PRFIN20050930_032652_000000362041_00147_18738_8131.N1	30-SEP-2005 03:26:52	Bright	36.000	93	53Bet Peg	2.5200	3100.0	72	18738	No
37	GOM_NL__2PRFIN20050930_033704_000000352041_00147_18738_8132.N1	30-SEP-2005 03:37:04	Bright	35.000	89	5Alp Cep	2.4510	8000.0	70	18738	No
38	GOM_NL__2PRFIN20050930_034415_000000372041_00147_18738_8133.N1	30-SEP-2005 03:44:15	Bright	36.500	49	1Alp UMi	1.9900	6300.0	73	18738	No
39	GOM_NL__2PRFIN20050930_034615_000000342041_00147_18738_8134.N1	30-SEP-2005 03:46:15	Bright	34.000	60	7Bet UMi	2.0810	3950.0	68	18738	No
40	GOM_NL__2PRFIN20050930_035210_000000352041_00147_18738_8135.N1	30-SEP-2005 03:52:10	Bright	34.500	36	50Alp UMa	1.8000	6300.0	69	18738	No
41	GOM_NL__2PRFIN20050930_035340_000000522041_00147_18738_8136.N1	30-SEP-2005 03:53:40	Bright	52.000	82	48Bet UMa	2.3650	10600.	104	18738	No
42	GOM_NL__2PRFIN20050930_035653_000000352041_00147_18738_8137.N1	30-SEP-2005 03:56:53	Bright	34.500	174	52Psi UMa	3.0040	4400.0	69	18738	No

43	GOM_NL__2PRFIN20050930_040332_000000362041_00147_18738_8138.N1	30-SEP-2005 04:03:32	Bright	35.500	166	17Eps Leo	2.9800	6000.0	71	18738	No
44	GOM_NL__2PRFIN20050930_041303_000000542041_00147_18738_8139.N1	30-SEP-2005 04:13:03	Twilight	54.000	48	30Alp Hya	1.9770	4100.0	108	18738	No
45	GOM_NL__2PRFIN20050930_042244_000000432041_00147_18738_8140.N1	30-SEP-2005 04:22:44	Dark	42.500	65	Lam Vel	2.2040	4400.0	85	18738	No
46	GOM_NL__2PRFIN20050930_042602_000000402041_00147_18738_8141.N1	30-SEP-2005 04:26:02	Dark	40.000	46	Del Vel	1.9540	10600.	80	18738	No
47	GOM_NL__2PRFIN20050930_042737_000000472041_00148_18739_8142.N1	30-SEP-2005 04:27:37	Dark	47.000	41	Eps Car	1.8600	4100.0	94	18739	No
48	GOM_NL__2PRFIN20050930_043950_000000392041_00148_18739_8126.N1	30-SEP-2005 04:39:50	Dark	39.000	143	Alp Hyi	2.8570	7200.0	78	18739	No
49	GOM_NL__2PRFIN20050930_044118_000000432041_00148_18739_8127.N1	30-SEP-2005 04:41:18	Dark	43.000	9	Alp Eri	0.45300	24000.	86	18739	No
50	GOM_NL__2PRFIN20050930_044641_000000402041_00148_18739_8128.N1	30-SEP-2005 04:46:41	Straylight	40.000	84	Alp Phe	2.3970	4500.0	80	18739	No
51	GOM_NL__2PRFIN20050930_045121_000000442041_00148_18739_8129.N1	30-SEP-2005 04:51:21	Straylight	43.500	18	24Alp PsA	1.1660	9700.0	87	18739	No
52	GOM_NL__2PRFIN20050930_050350_000000372041_00148_18739_8130.N1	30-SEP-2005 05:03:50	Bright	36.500	90	54Alp Peg	2.4870	11000.	73	18739	No
53	GOM_NL__2PRFIN20050930_050728_000000392041_00148_18739_8131.N1	30-SEP-2005 05:07:28	Bright	39.000	93	53Bet Peg	2.5200	3100.0	78	18739	No
54	GOM_NL__2PRFIN20050930_051740_000000352041_00148_18739_8132.N1	30-SEP-2005 05:17:40	Bright	35.000	89	5Alp Cep	2.4510	8000.0	70	18739	No
55	GOM_NL__2PRFIN20050930_052451_000000362041_00148_18739_8133.N1	30-SEP-2005 05:24:51	Bright	35.500	49	1Alp UMi	1.9900	6300.0	71	18739	No
56	GOM_NL__2PRFIN20050930_052651_000000352041_00148_18739_8134.N1	30-SEP-2005 05:26:51	Bright	35.000	60	7Bet UMi	2.0810	3950.0	70	18739	No
57	GOM_NL__2PRFIN20050930_053247_000000352041_00148_18739_8135.N1	30-SEP-2005 05:32:47	Bright	35.000	36	50Alp UMa	1.8000	6300.0	70	18739	No
58	GOM_NL__2PRFIN20050930_053416_000000522041_00148_18739_8136.N1	30-SEP-2005 05:34:16	Bright	52.000	82	48Bet UMa	2.3650	10600.	104	18739	No
59	GOM_NL__2PRFIN20050930_053729_000000512041_00148_18739_8137.N1	30-SEP-2005 05:37:29	Bright	51.000	174	52Psi UMa	3.0040	4400.0	102	18739	No
60	GOM_NL__2PRFIN20050930_054408_000000362041_00148_18739_8138.N1	30-SEP-2005 05:44:08	Bright	35.500	166	17Eps Leo	2.9800	6000.0	71	18739	No
61	GOM_NL__2PRFIN20050930_055340_000000462041_00148_18739_8139.N1	30-SEP-2005 05:53:40	Twilight	46.000	48	30Alp Hya	1.9770	4100.0	92	18739	No
62	GOM_NL__2PRFIN20050930_060320_000000492041_00148_18739_8140.N1	30-SEP-2005 06:03:20	Dark	49.000	65	Lam Vel	2.2040	4400.0	98	18739	No
63	GOM_NL__2PRFIN20050930_060638_000000382041_00148_18739_8141.N1	30-SEP-2005 06:06:38	Dark	38.000	46	Del Vel	1.9540	10600.	76	18739	No
64	GOM_NL__2PRFIN20050930_060813_000000382041_00149_18740_8142.N1	30-SEP-2005 06:08:13	Dark	38.000	41	Eps Car	1.8600	4100.0	76	18740	No
65	GOM_NL__2PRFIN20050930_062026_000000392041_00149_18740_8126.N1	30-SEP-2005 06:20:26	Dark	39.000	143	Alp Hyi	2.8570	7200.0	78	18740	No
66	GOM_NL__2PRFIN20050930_062154_000000452041_00149_18740_8127.N1	30-SEP-2005 06:21:54	Dark	45.000	9	Alp Eri	0.45300	24000.	90	18740	No
67	GOM_NL__2PRFIN20050930_062717_000000452041_00149_18740_8128.N1	30-SEP-2005 06:27:17	Straylight	44.500	84	Alp Phe	2.3970	4500.0	89	18740	No
68	GOM_NL__2PRFIN20050930_063157_000000422041_00149_18740_8129.N1	30-SEP-2005 06:31:57	Straylight	42.000	18	24Alp PsA	1.1660	9700.0	84	18740	No
69	GOM_NL__2PRFIN20050930_064426_000000372041_00149_18740_8130.N1	30-SEP-2005 06:44:26	Bright	36.500	90	54Alp Peg	2.4870	11000.	73	18740	No
70	GOM_NL__2PRFIN20050930_064804_000000392041_00149_18740_8131.N1	30-SEP-2005 06:48:04	Bright	39.000	93	53Bet Peg	2.5200	3100.0	78	18740	No
71	GOM_NL__2PRFIN20050930_065816_000000362041_00149_18740_8132.N1	30-SEP-2005 06:58:16	Bright	35.500	89	5Alp Cep	2.4510	8000.0	71	18740	No
72	GOM_NL__2PRFIN20050930_070527_000000362041_00149_18740_8133.N1	30-SEP-2005 07:05:27	Bright	35.500	49	1Alp UMi	1.9900	6300.0	71	18740	No
73	GOM_NL__2PRFIN20050930_070727_000000362041_00149_18740_8134.N1	30-SEP-2005 07:07:27	Bright	36.000	60	7Bet UMi	2.0810	3950.0	72	18740	No
74	GOM_NL__2PRFIN20050930_071323_000000372041_00149_18740_8135.N1	30-SEP-2005 07:13:23	Bright	37.000	36	50Alp UMa	1.8000	6300.0	74	18740	No
75	GOM_NL__2PRFIN20050930_071453_000000352041_00149_18740_8136.N1	30-SEP-2005 07:14:53	Bright	35.000	82	48Bet UMa	2.3650	10600.	70	18740	No
76	GOM_NL__2PRFIN20050930_071805_000000342041_00149_18740_8137.N1	30-SEP-2005 07:18:05	Bright	33.500	174	52Psi UMa	3.0040	4400.0	67	18740	No
77	GOM_NL__2PRFIN20050930_072444_000000352041_00149_18740_8138.N1	30-SEP-2005 07:24:44	Bright	34.500	166	17Eps Leo	2.9800	6000.0	69	18740	No
78	GOM_NL__2PRFIN20050930_073416_000000472041_00149_18740_8139.N1	30-SEP-2005 07:34:16	Twilight	47.000	48	30Alp Hya	1.9770	4100.0	94	18740	No
79	GOM_NL__2PRFIN20050930_074357_000000392041_00149_18740_8140.N1	30-SEP-2005 07:43:57	Dark	38.500	65	Lam Vel	2.2040	4400.0	77	18740	No
80	GOM_NL__2PRFIN20050930_074714_000000402041_00149_18740_8141.N1	30-SEP-2005 07:47:14	Dark	40.000	46	Del Vel	1.9540	10600.	80	18740	No
81	GOM_NL__2PRFIN20050930_074850_000000442041_00150_18741_8142.N1	30-SEP-2005 07:48:50	Dark	44.000	41	Eps Car	1.8600	4100.0	88	18741	No
82	GOM_NL__2PRFIN20050930_080103_000000412041_00150_18741_8126.N1	30-SEP-2005 08:01:03	Dark	40.500	143	Alp Hyi	2.8570	7200.0	81	18741	No
83	GOM_NL__2PRFIN20050930_080230_000000462041_00150_18741_8127.N1	30-SEP-2005 08:02:30	Dark	45.500	9	Alp Eri	0.45300	24000.	91	18741	No
84	GOM_NL__2PRFIN20050930_080753_000000392041_00150_18741_8128.N1	30-SEP-2005 08:07:53	Straylight	39.000	84	Alp Phe	2.3970	4500.0	78	18741	No
85	GOM_NL__2PRFIN20050930_081234_000000412041_00150_18741_8129.N1	30-SEP-2005 08:12:34	Straylight	40.500	18	24Alp PsA	1.1660	9700.0	81	18741	No
86	GOM_NL__2PRFIN20050930_082502_000000362041_00150_18741_8130.N1	30-SEP-2005 08:25:02	Bright	36.000	90	54Alp Peg	2.4870	11000.	72	18741	No
87	GOM_NL__2PRFIN20050930_082840_000000352041_00150_18741_8131.N1	30-SEP-2005 08:28:40	Bright	35.000	93	53Bet Peg	2.5200	3100.0	70	18741	No
88	GOM_NL__2PRFIN20050930_083852_000000362041_00150_18741_8132.N1	30-SEP-2005 08:38:52	Bright	35.500	89	5Alp Cep	2.4510	8000.0	71	18741	No
89	GOM_NL__2PRFIN20050930_084603_000000362041_00150_18741_8133.N1	30-SEP-2005 08:46:03	Bright	35.500	49	1Alp UMi	1.9900	6300.0	71	18741	No
90	GOM_NL__2PRFIN20050930_084803_000000342041_00150_18741_8134.N1	30-SEP-2005 08:48:03	Bright	34.000	60	7Bet UMi	2.0810	3950.0	68	18741	No
91	GOM_NL__2PRFIN20050930_085359_000000372041_00150_18741_8135.N1	30-SEP-2005 08:53:59	Bright	36.500	36	50Alp UMa	1.8000	6300.0	73	18741	No
92	GOM_NL__2PRFIN20050930_085529_000000352041_00150_18741_8136.N1	30-SEP-2005 08:55:29	Bright	34.500	82	48Bet UMa	2.3650	10600.	69	18741	No
93	GOM_NL__2PRFIN20050930_085841_000000352041_00150_18741_8137.N1	30-SEP-2005 08:58:41	Bright	34.500	174	52Psi UMa	3.0040	4400.0	69	18741	No
94	GOM_NL__2PRFIN20050930_090520_000000352041_00150_18741_8138.N1	30-SEP-2005 09:05:20	Bright	35.000	166	17Eps Leo	2.9800	6000.0	70	18741	No
95	GOM_NL__2PRFIN20050930_091452_000000462041_00150_18741_8139.N1	30-SEP-2005 09:14:52	Twilight	46.000	48	30Alp Hya	1.9770	4100.0	92	18741	No
96	GOM_NL__2PRFIN20050930_092433_000000442041_00150_18741_8140.N1	30-SEP-2005 09:24:33	Dark	44.000	65	Lam Vel	2.2040	4400.0	88	18741	No
97	GOM_NL__2PRFIN20050930_092751_000000392041_00150_18741_8141.N1	30-SEP-2005 09:27:51	Dark	38.500	46	Del Vel	1.9540	10600.	77	18741	No
98	GOM_NL__2PRFIN20050930_092926_000000432041_00151_18742_8142.N1	30-SEP-2005 09:29:26	Dark	42.500	41	Eps Car	1.8600	4100.0	85	18742	No
99	GOM_NL__2PRFIN20050930_094139_000000392041_00151_18742_8126.N1	30-SEP-2005 09:41:39	Dark	39.000	143	Alp Hyi	2.8570	7200.0	78	18742	No
100	GOM_NL__2PRFIN20050930_094307_000000472041_00151_18742_8127.N1	30-SEP-2005 09:43:07	Dark	46.500	9	Alp Eri	0.45300	24000.	93	18742	No
101	GOM_NL__2PRFIN20050930_094829_000000392041_00151_18742_8128.N1	30-SEP-2005 09:48:29	Straylight	39.000	84	Alp Phe	2.3970	4500.0	78	18742	No

102	GOM_NL__2PRFIN20050930_095310_000000442041_00151_18742_8129.N1	30-SEP-2005 09:53:10	Straylight	43.500	18	24Alp PsA	1.1660	9700.0	87	18742	No
103	GOM_NL__2PRFIN20050930_100538_000000362041_00151_18742_8130.N1	30-SEP-2005 10:05:38	Bright	35.500	90	54Alp Peg	2.4870	11000.	71	18742	No
104	GOM_NL__2PRFIN20050930_100916_000000352041_00151_18742_8131.N1	30-SEP-2005 10:09:16	Bright	35.000	93	53Bet Peg	2.5200	3100.0	70	18742	No
105	GOM_NL__2PRFIN20050930_101928_000000342041_00151_18742_8132.N1	30-SEP-2005 10:19:28	Bright	33.500	89	5Alp Cep	2.4510	8000.0	67	18742	No
106	GOM_NL__2PRFIN20050930_102639_000000362041_00151_18742_8133.N1	30-SEP-2005 10:26:39	Bright	35.500	49	1Alp UMi	1.9900	6300.0	71	18742	No
107	GOM_NL__2PRFIN20050930_102840_000000372041_00151_18742_8134.N1	30-SEP-2005 10:28:40	Bright	36.500	60	7Bet UMi	2.0810	3950.0	73	18742	No
108	GOM_NL__2PRFIN20050930_103435_000000342041_00151_18742_8135.N1	30-SEP-2005 10:34:35	Bright	33.500	36	50Alp UMa	1.8000	6300.0	67	18742	No
109	GOM_NL__2PRFIN20050930_103605_000000342041_00151_18742_8136.N1	30-SEP-2005 10:36:05	Bright	33.500	82	48Bet UMa	2.3650	10600.	67	18742	No
110	GOM_NL__2PRFIN20050930_103917_000000332041_00151_18742_8137.N1	30-SEP-2005 10:39:17	Bright	32.500	174	52Psi UMa	3.0040	4400.0	65	18742	No
111	GOM_NL__2PRFIN20050930_104556_000000362041_00151_18742_8138.N1	30-SEP-2005 10:45:56	Bright	35.500	166	17Eps Leo	2.9800	6000.0	71	18742	No
112	GOM_NL__2PRFIN20050930_105529_000000472041_00151_18742_8139.N1	30-SEP-2005 10:55:29	Twilight	47.000	48	30Alp Hya	1.9770	4100.0	94	18742	No
113	GOM_NL__2PRFIN20050930_110509_000000442041_00151_18742_8140.N1	30-SEP-2005 11:05:09	Dark	43.500	65	Lam Vel	2.2040	4400.0	87	18742	No
114	GOM_NL__2PRFIN20050930_110827_000000392041_00151_18742_8141.N1	30-SEP-2005 11:08:27	Dark	39.000	46	Del Vel	1.9540	10600.	78	18742	No
115	GOM_NL__2PRFIN20050930_111002_000000452041_00152_18743_8142.N1	30-SEP-2005 11:10:02	Dark	44.500	41	Eps Car	1.8600	4100.0	89	18743	No
116	GOM_NL__2PRFIN20050930_112215_000000382041_00152_18743_8126.N1	30-SEP-2005 11:22:15	Dark	38.000	143	Alp Hyi	2.8570	7200.0	76	18743	No
117	GOM_NL__2PRFIN20050930_112343_000000442041_00152_18743_8127.N1	30-SEP-2005 11:23:43	Dark	44.000	9	Alp Eri	0.45300	24000.	88	18743	No
118	GOM_NL__2PRFIN20050930_112905_000000452041_00152_18743_8128.N1	30-SEP-2005 11:29:05	Straylight	44.500	84	Alp Phe	2.3970	4500.0	89	18743	No
119	GOM_NL__2PRFIN20050930_113346_000000422041_00152_18743_8129.N1	30-SEP-2005 11:33:46	Straylight	41.500	18	24Alp PsA	1.1660	9700.0	83	18743	No
120	GOM_NL__2PRFIN20050930_114613_000000372041_00152_18743_8130.N1	30-SEP-2005 11:46:13	Bright	37.000	90	54Alp Peg	2.4870	11000.	74	18743	No
121	GOM_NL__2PRFIN20050930_114952_000000372041_00152_18743_8131.N1	30-SEP-2005 11:49:52	Bright	37.000	93	53Bet Peg	2.5200	3100.0	74	18743	No
122	GOM_NL__2PRFIN20050930_120004_000000352041_00152_18743_8132.N1	30-SEP-2005 12:00:04	Bright	35.000	89	5Alp Cep	2.4510	8000.0	70	18743	No
123	GOM_NL__2PRFIN20050930_120715_000000362041_00152_18743_8133.N1	30-SEP-2005 12:07:15	Bright	35.500	49	1Alp UMi	1.9900	6300.0	71	18743	No
124	GOM_NL__2PRFIN20050930_120916_000000362041_00152_18743_8134.N1	30-SEP-2005 12:09:16	Bright	35.500	60	7Bet UMi	2.0810	3950.0	71	18743	No
125	GOM_NL__2PRFIN20050930_121511_000000362041_00152_18743_8135.N1	30-SEP-2005 12:15:11	Bright	36.000	36	50Alp UMa	1.8000	6300.0	72	18743	No
126	GOM_NL__2PRFIN20050930_121641_000000342041_00152_18743_8136.N1	30-SEP-2005 12:16:41	Bright	33.500	82	48Bet UMa	2.3650	10600.	67	18743	No
127	GOM_NL__2PRFIN20050930_121953_000000332041_00152_18743_8137.N1	30-SEP-2005 12:19:53	Bright	32.500	174	52Psi UMa	3.0040	4400.0	65	18743	No
128	GOM_NL__2PRFIN20050930_122632_000000352041_00152_18743_8138.N1	30-SEP-2005 12:26:32	Bright	35.000	166	17Eps Leo	2.9800	6000.0	70	18743	No
129	GOM_NL__2PRFIN20050930_123605_000000542041_00152_18743_8139.N1	30-SEP-2005 12:36:05	Twilight	53.500	48	30Alp Hya	1.9770	4100.0	107	18743	No
130	GOM_NL__2PRFIN20050930_124545_000000422041_00152_18743_8140.N1	30-SEP-2005 12:45:45	Dark	42.000	65	Lam Vel	2.2040	4400.0	84	18743	No
131	GOM_NL__2PRFIN20050930_124903_000000372041_00152_18743_8141.N1	30-SEP-2005 12:49:03	Dark	37.000	46	Del Vel	1.9540	10600.	74	18743	No
132	GOM_NL__2PRFIN20050930_125038_000000492041_00153_18744_8142.N1	30-SEP-2005 12:50:38	Dark	49.000	41	Eps Car	1.8600	4100.0	98	18744	No
133	GOM_NL__2PRFIN20050930_130251_000000392041_00153_18744_8126.N1	30-SEP-2005 13:02:51	Dark	38.500	143	Alp Hyi	2.8570	7200.0	77	18744	No
134	GOM_NL__2PRFIN20050930_130419_000000432041_00153_18744_8127.N1	30-SEP-2005 13:04:19	Dark	42.500	9	Alp Eri	0.45300	24000.	85	18744	No
135	GOM_NL__2PRFIN20050930_130942_000000422041_00153_18744_8128.N1	30-SEP-2005 13:09:42	Straylight	42.000	84	Alp Phe	2.3970	4500.0	84	18744	No
136	GOM_NL__2PRFIN20050930_131422_000000432041_00153_18744_8129.N1	30-SEP-2005 13:14:22	Straylight	42.500	18	24Alp PsA	1.1660	9700.0	85	18744	No
137	GOM_NL__2PRFIN20050930_132649_000000372041_00153_18744_8130.N1	30-SEP-2005 13:26:49	Bright	36.500	90	54Alp Peg	2.4870	11000.	73	18744	No
138	GOM_NL__2PRFIN20050930_133028_000000342041_00153_18744_8131.N1	30-SEP-2005 13:30:28	Bright	34.000	93	53Bet Peg	2.5200	3100.0	68	18744	No
139	GOM_NL__2PRFIN20050930_134040_000000362041_00153_18744_8132.N1	30-SEP-2005 13:40:40	Bright	36.000	89	5Alp Cep	2.4510	8000.0	72	18744	No
140	GOM_NL__2PRFIN20050930_134750_000000362041_00153_18744_8133.N1	30-SEP-2005 13:47:50	Bright	35.500	49	1Alp UMi	1.9900	6300.0	71	18744	No
141	GOM_NL__2PRFIN20050930_134952_000000372041_00153_18744_8134.N1	30-SEP-2005 13:49:52	Bright	36.500	60	7Bet UMi	2.0810	3950.0	73	18744	No
142	GOM_NL__2PRFIN20050930_135547_000000372041_00153_18744_8135.N1	30-SEP-2005 13:55:47	Bright	37.000	36	50Alp UMa	1.8000	6300.0	74	18744	No
143	GOM_NL__2PRFIN20050930_135717_000000362041_00153_18744_8136.N1	30-SEP-2005 13:57:17	Bright	35.500	82	48Bet UMa	2.3650	10600.	71	18744	No
144	GOM_NL__2PRFIN20050930_140030_000000342041_00153_18744_8137.N1	30-SEP-2005 14:00:30	Bright	33.500	174	52Psi UMa	3.0040	4400.0	67	18744	No
145	GOM_NL__2PRFIN20050930_140708_000000352041_00153_18744_8138.N1	30-SEP-2005 14:07:08	Bright	35.000	166	17Eps Leo	2.9800	6000.0	70	18744	No
146	GOM_NL__2PRFIN20050930_141641_000000452041_00153_18744_8139.N1	30-SEP-2005 14:16:41	Twilight	45.000	48	30Alp Hya	1.9770	4100.0	90	18744	No
147	GOM_NL__2PRFIN20050930_142622_000000452041_00153_18744_8140.N1	30-SEP-2005 14:26:22	Dark	44.500	65	Lam Vel	2.2040	4400.0	89	18744	No
148	GOM_NL__2PRFIN20050930_142939_000000392041_00153_18744_8141.N1	30-SEP-2005 14:29:39	Dark	38.500	46	Del Vel	1.9540	10600.	77	18744	No
149	GOM_NL__2PRFIN20050930_143115_000000402041_00154_18745_8142.N1	30-SEP-2005 14:31:15	Dark	39.500	41	Eps Car	1.8600	4100.0	79	18745	No
150	GOM_NL__2PRFIN20050930_144328_000000382041_00154_18745_8126.N1	30-SEP-2005 14:43:28	Dark	37.500	143	Alp Hyi	2.8570	7200.0	75	18745	No
151	GOM_NL__2PRFIN20050930_144456_000000462041_00154_18745_8127.N1	30-SEP-2005 14:44:56	Dark	45.500	9	Alp Eri	0.45300	24000.	91	18745	No
152	GOM_NL__2PRFIN20050930_145018_000000452041_00154_18745_8128.N1	30-SEP-2005 14:50:18	Straylight	44.500	84	Alp Phe	2.3970	4500.0	89	18745	No
153	GOM_NL__2PRFIN20050930_145458_000000422041_00154_18745_8129.N1	30-SEP-2005 14:54:58	Straylight	41.500	18	24Alp PsA	1.1660	9700.0	83	18745	No
154	GOM_NL__2PRFIN20050930_150725_000000362041_00154_18745_8130.N1	30-SEP-2005 15:07:25	Bright	36.000	90	54Alp Peg	2.4870	11000.	72	18745	No
155	GOM_NL__2PRFIN20050930_151104_000000372041_00154_18745_8131.N1	30-SEP-2005 15:11:04	Bright	37.000	93	53Bet Peg	2.5200	3100.0	74	18745	No
156	GOM_NL__2PRFIN20050930_152117_000000362041_00154_18745_8132.N1	30-SEP-2005 15:21:17	Bright	36.000	89	5Alp Cep	2.4510	8000.0	72	18745	No
157	GOM_NL__2PRFIN20050930_152826_000000362041_00154_18745_8133.N1	30-SEP-2005 15:28:26	Bright	35.500	49	1Alp UMi	1.9900	6300.0	71	18745	No
158	GOM_NL__2PRFIN20050930_153028_000000372041_00154_18745_8134.N1	30-SEP-2005 15:30:28	Bright	36.500	60	7Bet UMi	2.0810	3950.0	73	18745	No
159	GOM_NL__2PRFIN20050930_153623_000000372041_00154_18745_8135.N1	30-SEP-2005 15:36:23	Bright	36.500	36	50Alp UMa	1.8000	6300.0	73	18745	No
160	GOM_NL__2PRFIN20050930_153753_000000342041_00154_18745_8136.N1	30-SEP-2005 15:37:53	Bright	33.500	82	48Bet UMa	2.3650	10600.	67	18745	No

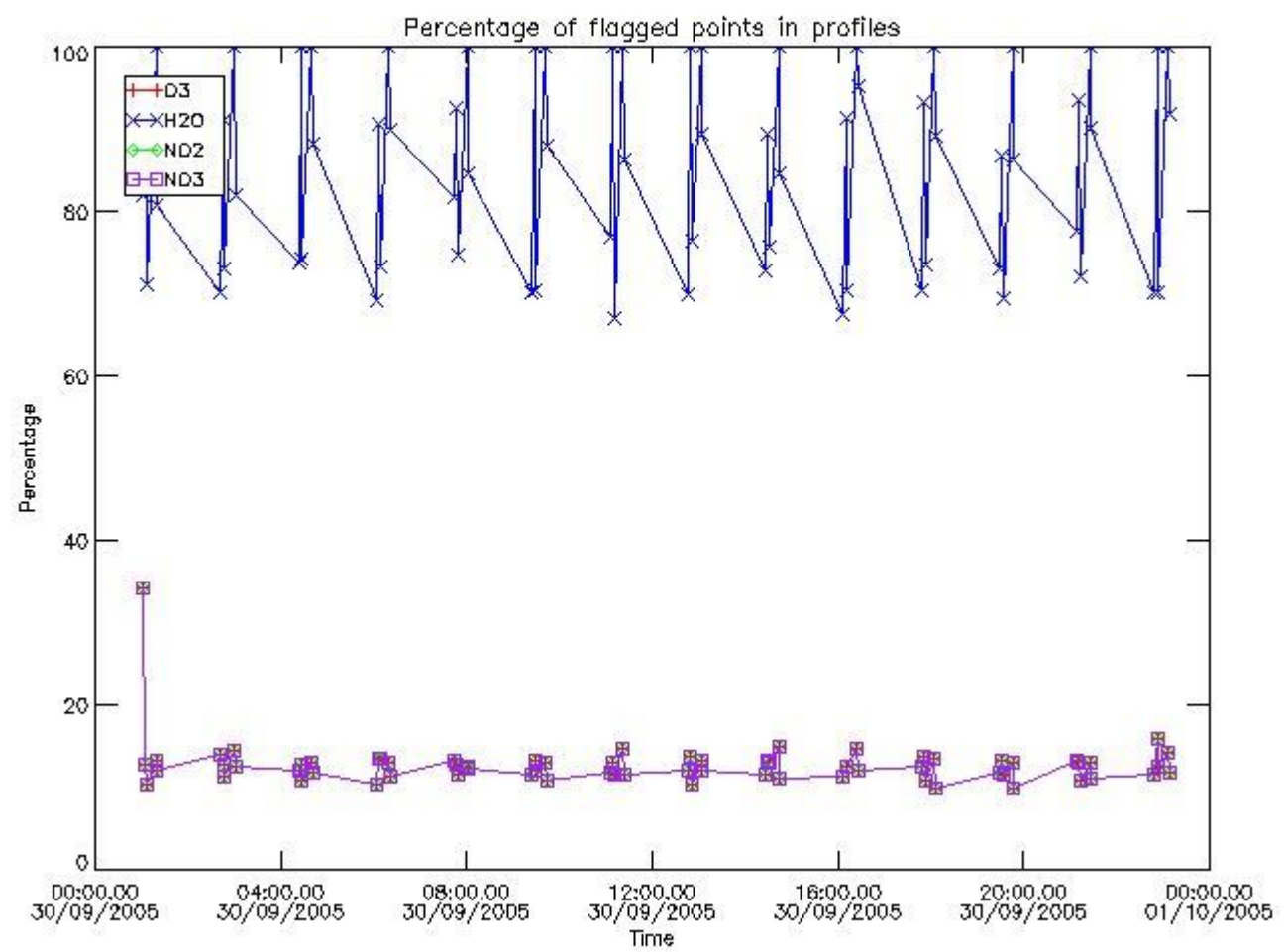
161	GOM_NL__2PRFIN20050930_154106_000000402041_00154_18745_8137.N1	30-SEP-2005 15:41:06	Bright	39.500	174	52Psi UMa	3.0040	4400.0	79	18745	No
162	GOM_NL__2PRFIN20050930_154745_000000352041_00154_18745_8138.N1	30-SEP-2005 15:47:45	Bright	35.000	166	17Eps Leo	2.9800	6000.0	70	18745	No
163	GOM_NL__2PRFIN20050930_155717_000000482041_00154_18745_8139.N1	30-SEP-2005 15:57:17	Twilight	47.500	48	30Alp Hya	1.9770	4100.0	95	18745	No
164	GOM_NL__2PRFIN20050930_160658_000000452041_00154_18745_8140.N1	30-SEP-2005 16:06:58	Dark	45.000	65	Lam Vel	2.2040	4400.0	90	18745	No
165	GOM_NL__2PRFIN20050930_161016_000000412041_00154_18745_8141.N1	30-SEP-2005 16:10:16	Dark	40.500	46	Del Vel	1.9540	10600.	81	18745	No
166	GOM_NL__2PRFIN20050930_161151_000000412041_00155_18746_8142.N1	30-SEP-2005 16:11:51	Dark	41.000	41	Eps Car	1.8600	4100.0	82	18746	No
167	GOM_NL__2PRFIN20050930_162404_000000382041_00155_18746_8126.N1	30-SEP-2005 16:24:04	Dark	38.000	143	Alp Hyi	2.8570	7200.0	76	18746	No
168	GOM_NL__2PRFIN20050930_162532_000000422041_00155_18746_8127.N1	30-SEP-2005 16:25:32	Dark	41.500	9	Alp Eri	0.45300	24000.	83	18746	No
169	GOM_NL__2PRFIN20050930_163054_000000422041_00155_18746_8128.N1	30-SEP-2005 16:30:54	Straylight	42.000	84	Alp Phe	2.3970	4500.0	84	18746	No
170	GOM_NL__2PRFIN20050930_163534_000000432041_00155_18746_8129.N1	30-SEP-2005 16:35:34	Straylight	43.000	18	24Alp PsA	1.1660	9700.0	86	18746	No
171	GOM_NL__2PRFIN20050930_164801_000000372041_00155_18746_8130.N1	30-SEP-2005 16:48:01	Bright	36.500	90	54Alp Peg	2.4870	11000.	73	18746	No
172	GOM_NL__2PRFIN20050930_165140_000000362041_00155_18746_8131.N1	30-SEP-2005 16:51:40	Bright	35.500	93	53Bet Peg	2.5200	3100.0	71	18746	No
173	GOM_NL__2PRFIN20050930_170153_000000362041_00155_18746_8132.N1	30-SEP-2005 17:01:53	Bright	35.500	89	5Alp Cep	2.4510	8000.0	71	18746	No
174	GOM_NL__2PRFIN20050930_170902_000000362041_00155_18746_8133.N1	30-SEP-2005 17:09:02	Bright	36.000	49	1Alp UMi	1.9900	6300.0	72	18746	No
175	GOM_NL__2PRFIN20050930_171104_000000372041_00155_18746_8134.N1	30-SEP-2005 17:11:04	Bright	37.000	60	7Bet UMi	2.0810	3950.0	74	18746	No
176	GOM_NL__2PRFIN20050930_171659_000000342041_00155_18746_8135.N1	30-SEP-2005 17:16:59	Bright	34.000	36	50Alp UMa	1.8000	6300.0	68	18746	No
177	GOM_NL__2PRFIN20050930_171829_000000332041_00155_18746_8136.N1	30-SEP-2005 17:18:29	Bright	33.000	82	48Bet UMa	2.3650	10600.	66	18746	No
178	GOM_NL__2PRFIN20050930_172142_000000332041_00155_18746_8137.N1	30-SEP-2005 17:21:42	Bright	32.500	174	52Psi UMa	3.0040	4400.0	65	18746	No
179	GOM_NL__2PRFIN20050930_172821_000000362041_00155_18746_8138.N1	30-SEP-2005 17:28:21	Bright	35.500	166	17Eps Leo	2.9800	6000.0	71	18746	No
180	GOM_NL__2PRFIN20050930_173754_000000462041_00155_18746_8139.N1	30-SEP-2005 17:37:54	Twilight	45.500	48	30Alp Hya	1.9770	4100.0	91	18746	No
181	GOM_NL__2PRFIN20050930_174734_000000412041_00155_18746_8140.N1	30-SEP-2005 17:47:34	Dark	41.000	65	Lam Vel	2.2040	4400.0	82	18746	No
182	GOM_NL__2PRFIN20050930_175052_000000372041_00155_18746_8141.N1	30-SEP-2005 17:50:52	Dark	37.000	46	Del Vel	1.9540	10600.	74	18746	No
183	GOM_NL__2PRFIN20050930_175227_000000482041_00156_18747_8142.N1	30-SEP-2005 17:52:27	Dark	47.500	41	Eps Car	1.8600	4100.0	95	18747	No
184	GOM_NL__2PRFIN20050930_180441_000000382041_00156_18747_8126.N1	30-SEP-2005 18:04:41	Dark	37.500	143	Alp Hyi	2.8570	7200.0	75	18747	No
185	GOM_NL__2PRFIN20050930_180608_000000512041_00156_18747_8127.N1	30-SEP-2005 18:06:08	Dark	50.500	9	Alp Eri	0.45300	24000.	101	18747	No
186	GOM_NL__2PRFIN20050930_181130_000000452041_00156_18747_8128.N1	30-SEP-2005 18:11:30	Straylight	44.500	84	Alp Phe	2.3970	4500.0	89	18747	No
187	GOM_NL__2PRFIN20050930_181610_000000412041_00156_18747_8129.N1	30-SEP-2005 18:16:10	Straylight	41.000	18	24Alp PsA	1.1660	9700.0	82	18747	No
188	GOM_NL__2PRFIN20050930_182838_000000372041_00156_18747_8130.N1	30-SEP-2005 18:28:38	Bright	36.500	90	54Alp Peg	2.4870	11000.	73	18747	No
189	GOM_NL__2PRFIN20050930_183216_000000362041_00156_18747_8131.N1	30-SEP-2005 18:32:16	Bright	36.000	93	53Bet Peg	2.5200	3100.0	72	18747	No
190	GOM_NL__2PRFIN20050930_184229_000000362041_00156_18747_8132.N1	30-SEP-2005 18:42:29	Bright	35.500	89	5Alp Cep	2.4510	8000.0	71	18747	No
191	GOM_NL__2PRFIN20050930_184938_000000372041_00156_18747_8133.N1	30-SEP-2005 18:49:38	Bright	37.000	49	1Alp UMi	1.9900	6300.0	74	18747	No
192	GOM_NL__2PRFIN20050930_185141_000000362041_00156_18747_8134.N1	30-SEP-2005 18:51:41	Bright	36.000	60	7Bet UMi	2.0810	3950.0	72	18747	No
193	GOM_NL__2PRFIN20050930_185735_000000352041_00156_18747_8135.N1	30-SEP-2005 18:57:35	Bright	34.500	36	50Alp UMa	1.8000	6300.0	69	18747	No
194	GOM_NL__2PRFIN20050930_185905_000000332041_00156_18747_8136.N1	30-SEP-2005 18:59:05	Bright	33.000	82	48Bet UMa	2.3650	10600.	66	18747	No
195	GOM_NL__2PRFIN20050930_190218_000000342041_00156_18747_8137.N1	30-SEP-2005 19:02:18	Bright	34.000	174	52Psi UMa	3.0040	4400.0	68	18747	No
196	GOM_NL__2PRFIN20050930_190857_000000372041_00156_18747_8138.N1	30-SEP-2005 19:08:57	Bright	36.500	166	17Eps Leo	2.9800	6000.0	73	18747	No
197	GOM_NL__2PRFIN20050930_191830_000000452041_00156_18747_8139.N1	30-SEP-2005 19:18:30	Twilight	45.000	48	30Alp Hya	1.9770	4100.0	90	18747	No
198	GOM_NL__2PRFIN20050930_192811_000000432041_00156_18747_8140.N1	30-SEP-2005 19:28:11	Dark	43.000	65	Lam Vel	2.2040	4400.0	86	18747	No
199	GOM_NL__2PRFIN20050930_193128_000000392041_00156_18747_8141.N1	30-SEP-2005 19:31:28	Dark	38.500	46	Del Vel	1.9540	10600.	77	18747	No
200	GOM_NL__2PRFIN20050930_193304_000000452041_00157_18748_8142.N1	30-SEP-2005 19:33:04	Dark	44.500	41	Eps Car	1.8600	4100.0	89	18748	No
201	GOM_NL__2PRFIN20050930_194517_000000392041_00157_18748_8126.N1	30-SEP-2005 19:45:17	Dark	39.000	143	Alp Hyi	2.8570	7200.0	78	18748	No
202	GOM_NL__2PRFIN20050930_194645_000000512041_00157_18748_8127.N1	30-SEP-2005 19:46:45	Dark	50.500	9	Alp Eri	0.45300	24000.	101	18748	No
203	GOM_NL__2PRFIN20050930_195207_000000442041_00157_18748_8128.N1	30-SEP-2005 19:52:07	Straylight	44.000	84	Alp Phe	2.3970	4500.0	88	18748	No
204	GOM_NL__2PRFIN20050930_195646_000000392041_00157_18748_8129.N1	30-SEP-2005 19:56:46	Straylight	38.500	18	24Alp PsA	1.1660	9700.0	77	18748	No
205	GOM_NL__2PRFIN20050930_200913_000000362041_00157_18748_8130.N1	30-SEP-2005 20:09:13	Bright	36.000	90	54Alp Peg	2.4870	11000.	72	18748	No
206	GOM_NL__2PRFIN20050930_201252_000000362041_00157_18748_8131.N1	30-SEP-2005 20:12:52	Bright	35.500	93	53Bet Peg	2.5200	3100.0	71	18748	No
207	GOM_NL__2PRFIN20050930_202305_000000352041_00157_18748_8132.N1	30-SEP-2005 20:23:05	Bright	35.000	89	5Alp Cep	2.4510	8000.0	70	18748	No
208	GOM_NL__2PRFIN20050930_203014_000000372041_00157_18748_8133.N1	30-SEP-2005 20:30:14	Bright	36.500	49	1Alp UMi	1.9900	6300.0	73	18748	No
209	GOM_NL__2PRFIN20050930_203217_000000362041_00157_18748_8134.N1	30-SEP-2005 20:32:17	Bright	36.000	60	7Bet UMi	2.0810	3950.0	72	18748	No
210	GOM_NL__2PRFIN20050930_203811_000000352041_00157_18748_8135.N1	30-SEP-2005 20:38:11	Bright	34.500	36	50Alp UMa	1.8000	6300.0	69	18748	No
211	GOM_NL__2PRFIN20050930_203941_000000352041_00157_18748_8136.N1	30-SEP-2005 20:39:41	Bright	35.000	82	48Bet UMa	2.3650	10600.	70	18748	No
212	GOM_NL__2PRFIN20050930_204254_000000332041_00157_18748_8137.N1	30-SEP-2005 20:42:54	Bright	33.000	174	52Psi UMa	3.0040	4400.0	66	18748	No
213	GOM_NL__2PRFIN20050930_204933_000000382041_00157_18748_8138.N1	30-SEP-2005 20:49:33	Bright	37.500	166	17Eps Leo	2.9800	6000.0	75	18748	No
214	GOM_NL__2PRFIN20050930_205906_000000482041_00157_18748_8139.N1	30-SEP-2005 20:59:06	Twilight	48.000	48	30Alp Hya	1.9770	4100.0	96	18748	No
215	GOM_NL__2PRFIN20050930_210847_000000392041_00157_18748_8140.N1	30-SEP-2005 21:08:47	Dark	38.500	65	Lam Vel	2.2040	4400.0	77	18748	No
216	GOM_NL__2PRFIN20050930_211205_000000392041_00157_18748_8141.N1	30-SEP-2005 21:12:05	Dark	39.000	46	Del Vel	1.9540	10600.	78	18748	No
217	GOM_NL__2PRFIN20050930_211340_000000472041_00158_18749_8142.N1	30-SEP-2005 21:13:40	Dark	47.000	41	Eps Car	1.8600	4100.0	94	18749	No
218	GOM_NL__2PRFIN20050930_212553_000000402041_00158_18749_8140.N1	30-SEP-2005 21:25:53	Dark	39.500	143	Alp Hyi	2.8570	7200.0	79	18749	No
219	GOM_NL__2PRFIN20050930_212721_000000462041_00158_18749_8141.N1	30-SEP-2005 21:27:21	Dark	45.500	9	Alp Eri	0.45300	24000.	91	18749	No

220	GOM_NL__2PRFIN20050930_213243_000000402041_00158_18749_8142.N1	30-SEP-2005 21:32:43	Straylight	39.500	84	Alp Phe	2.3970	4500.0	79	18749	No
221	GOM_NL__2PRFIN20050930_213722_000000412041_00158_18749_8143.N1	30-SEP-2005 21:37:22	Straylight	41.000	18	24Alp PsA	1.1660	9700.0	82	18749	No
222	GOM_NL__2PRFIN20050930_214949_000000362041_00158_18749_8144.N1	30-SEP-2005 21:49:49	Bright	36.000	90	54Alp Peg	2.4870	11000.	72	18749	No
223	GOM_NL__2PRFIN20050930_215328_000000382041_00158_18749_8145.N1	30-SEP-2005 21:53:28	Bright	38.000	93	53Bet Peg	2.5200	3100.0	76	18749	No
224	GOM_NL__2PRFIN20050930_220341_000000372041_00158_18749_8146.N1	30-SEP-2005 22:03:41	Bright	36.500	89	5Alp Cep	2.4510	8000.0	73	18749	No
225	GOM_NL__2PRFIN20050930_221050_000000362041_00158_18749_8147.N1	30-SEP-2005 22:10:50	Bright	36.000	49	1Alp UMi	1.9900	6300.0	72	18749	No
226	GOM_NL__2PRFIN20050930_221253_000000362041_00158_18749_8148.N1	30-SEP-2005 22:12:53	Bright	36.000	60	7Bet UMi	2.0810	3950.0	72	18749	No
227	GOM_NL__2PRFIN20050930_221847_000000352041_00158_18749_8149.N1	30-SEP-2005 22:18:47	Bright	35.000	36	50Alp UMa	1.8000	6300.0	70	18749	No
228	GOM_NL__2PRFIN20050930_222017_000000362041_00158_18749_8150.N1	30-SEP-2005 22:20:17	Bright	35.500	82	48Bet UMa	2.3650	10600.	71	18749	No
229	GOM_NL__2PRFIN20050930_222330_000000342041_00158_18749_8151.N1	30-SEP-2005 22:23:30	Bright	33.500	174	52Psi UMa	3.0040	4400.0	67	18749	No
230	GOM_NL__2PRFIN20050930_223009_000000482041_00158_18749_8152.N1	30-SEP-2005 22:30:09	Bright	48.000	166	17Eps Leo	2.9800	6000.0	96	18749	No
231	GOM_NL__2PRFIN20050930_223943_000000432041_00158_18749_8153.N1	30-SEP-2005 22:39:43	Twilight	43.000	48	30Alp Hya	1.9770	4100.0	86	18749	No
232	GOM_NL__2PRFIN20050930_224923_000000442041_00158_18749_8154.N1	30-SEP-2005 22:49:23	Dark	44.000	65	Lam Vel	2.2040	4400.0	88	18749	No
233	GOM_NL__2PRFIN20050930_225241_000000392041_00158_18749_8155.N1	30-SEP-2005 22:52:41	Dark	38.500	46	Del Vel	1.9540	10600.	77	18749	No
234	GOM_NL__2PRFIN20050930_225416_000000412041_00159_18750_8156.N1	30-SEP-2005 22:54:16	Dark	40.500	41	Eps Car	1.8600	4100.0	81	18750	No
235	GOM_NL__2PRFIN20050930_230629_000000402041_00159_18750_8140.N1	30-SEP-2005 23:06:29	Dark	39.500	143	Alp Hyi	2.8570	7200.0	79	18750	No
236	GOM_NL__2PRFIN20050930_230757_000000442041_00159_18750_8141.N1	30-SEP-2005 23:07:57	Dark	43.500	9	Alp Eri	0.45300	24000.	87	18750	No
237	GOM_NL__2PRFIN20050930_231319_000000432041_00159_18750_8142.N1	30-SEP-2005 23:13:19	Straylight	42.500	84	Alp Phe	2.3970	4500.0	85	18750	No
238	GOM_NL__2PRFIN20050930_231758_000000392041_00159_18750_8143.N1	30-SEP-2005 23:17:58	Straylight	38.500	18	24Alp PsA	1.1660	9700.0	77	18750	No
239	GOM_NL__2PRFIN20050930_233025_000000362041_00159_18750_8144.N1	30-SEP-2005 23:30:25	Bright	36.000	90	54Alp Peg	2.4870	11000.	72	18750	No
240	GOM_NL__2PRFIN20050930_233404_000000362041_00159_18750_8145.N1	30-SEP-2005 23:34:04	Bright	35.500	93	53Bet Peg	2.5200	3100.0	71	18750	No
241	GOM_NL__2PRFIN20050930_234417_000000372041_00159_18750_8146.N1	30-SEP-2005 23:44:17	Bright	36.500	89	5Alp Cep	2.4510	8000.0	73	18750	No
242	GOM_NL__2PRFIN20050930_235126_000000322041_00159_18750_8147.N1	30-SEP-2005 23:51:26	Bright	32.000	49	1Alp UMi	1.9900	6300.0	64	18750	No
243	GOM_NL__2PRFIN20050930_235329_000000322041_00159_18750_8148.N1	30-SEP-2005 23:53:29	Bright	32.000	60	7Bet UMi	2.0810	3950.0	64	18750	No
244	GOM_NL__2PRFIN20050930_235923_000000522041_00159_18750_8149.N1	30-SEP-2005 23:59:23	Bright	52.000	36	50Alp UMa	1.8000	6300.0	104	18750	No

3. Quality information per product

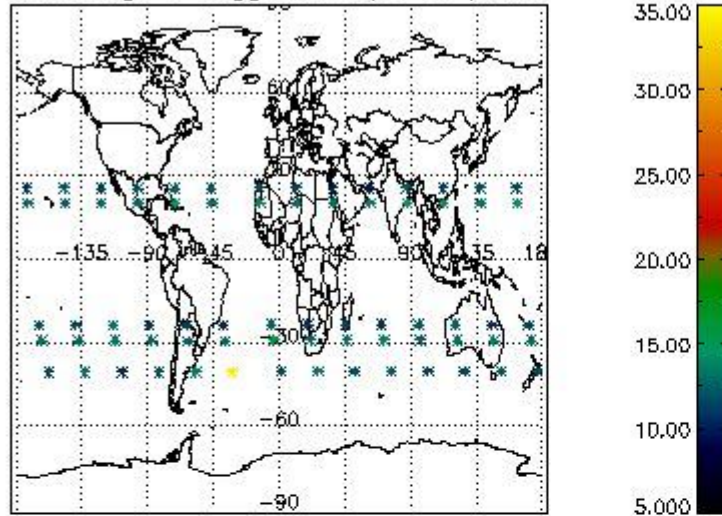
In this section it is plotted some information contained in the Quality Summary data set of the level 2 products. Only products in dark limb conditions and without errors (error flag in the MPH set to "0") are used.

3.1 Plot quality information per product (time dependant)

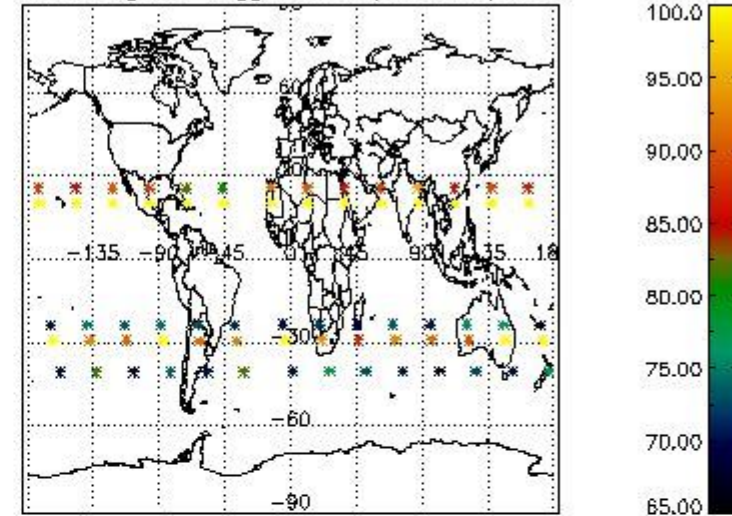


3.2 Plot quality information per product (world map)

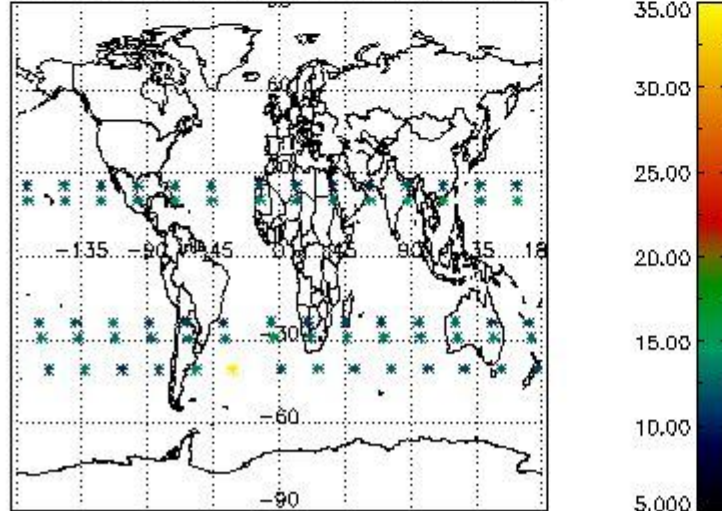
Percentage of flagged data per O3 profile



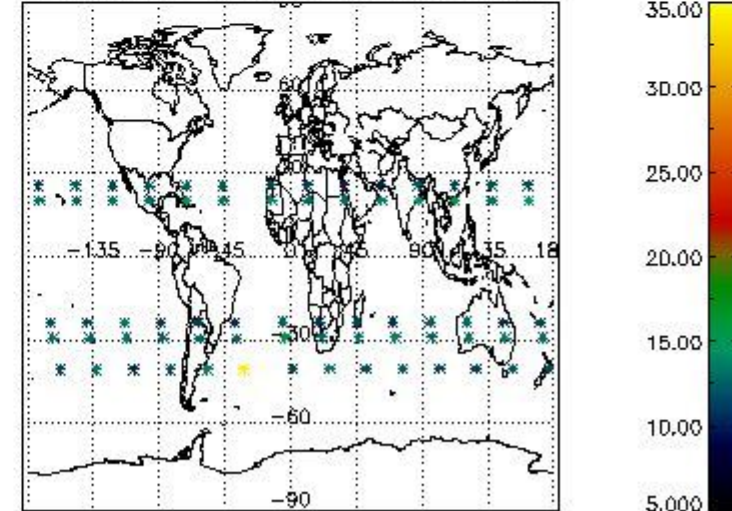
Percentage of flagged data per H2O profile



Percentage of flagged data per NO2 profile



Percentage of flagged data per NO3 profile

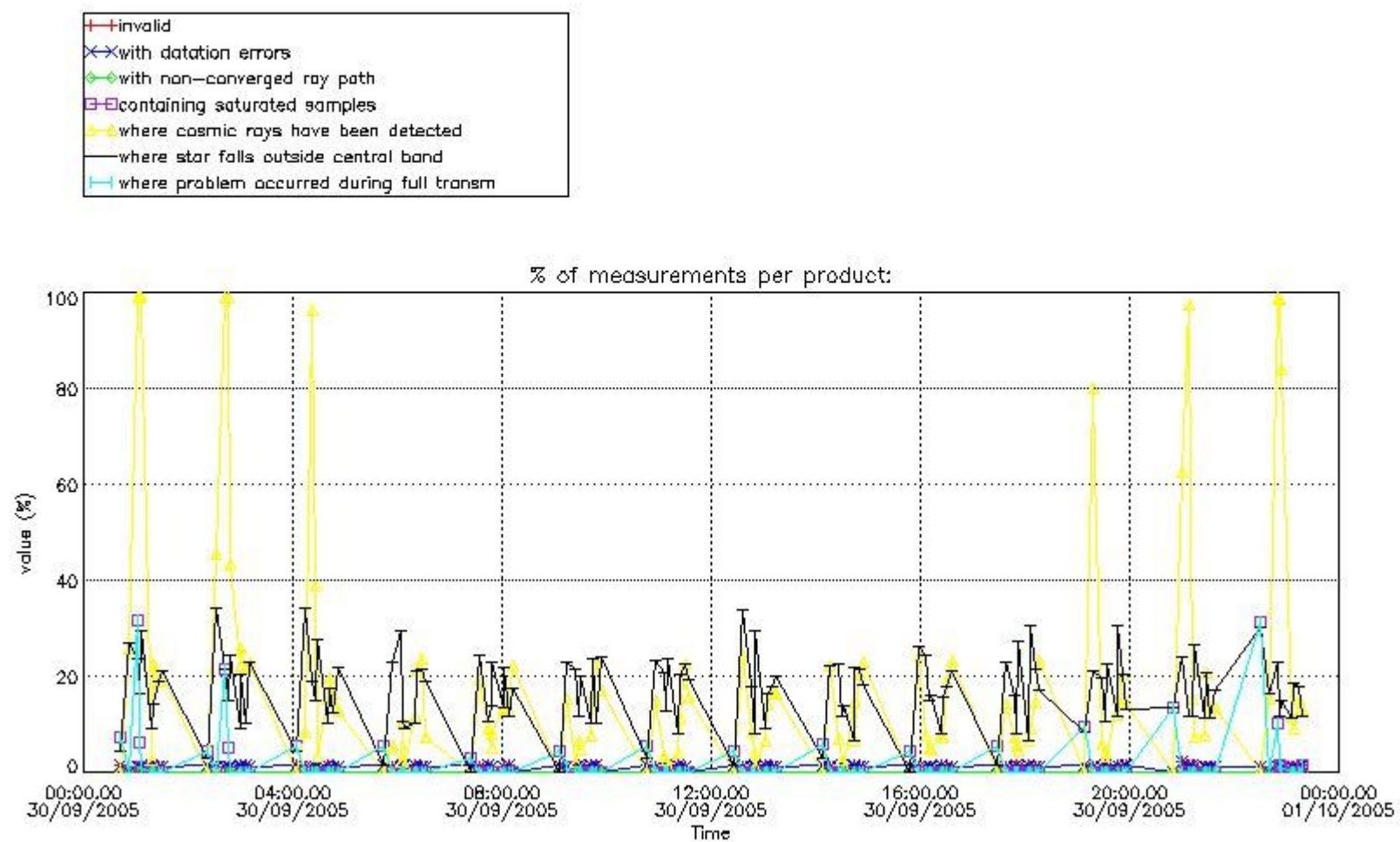


4. Level 1 quality information per product

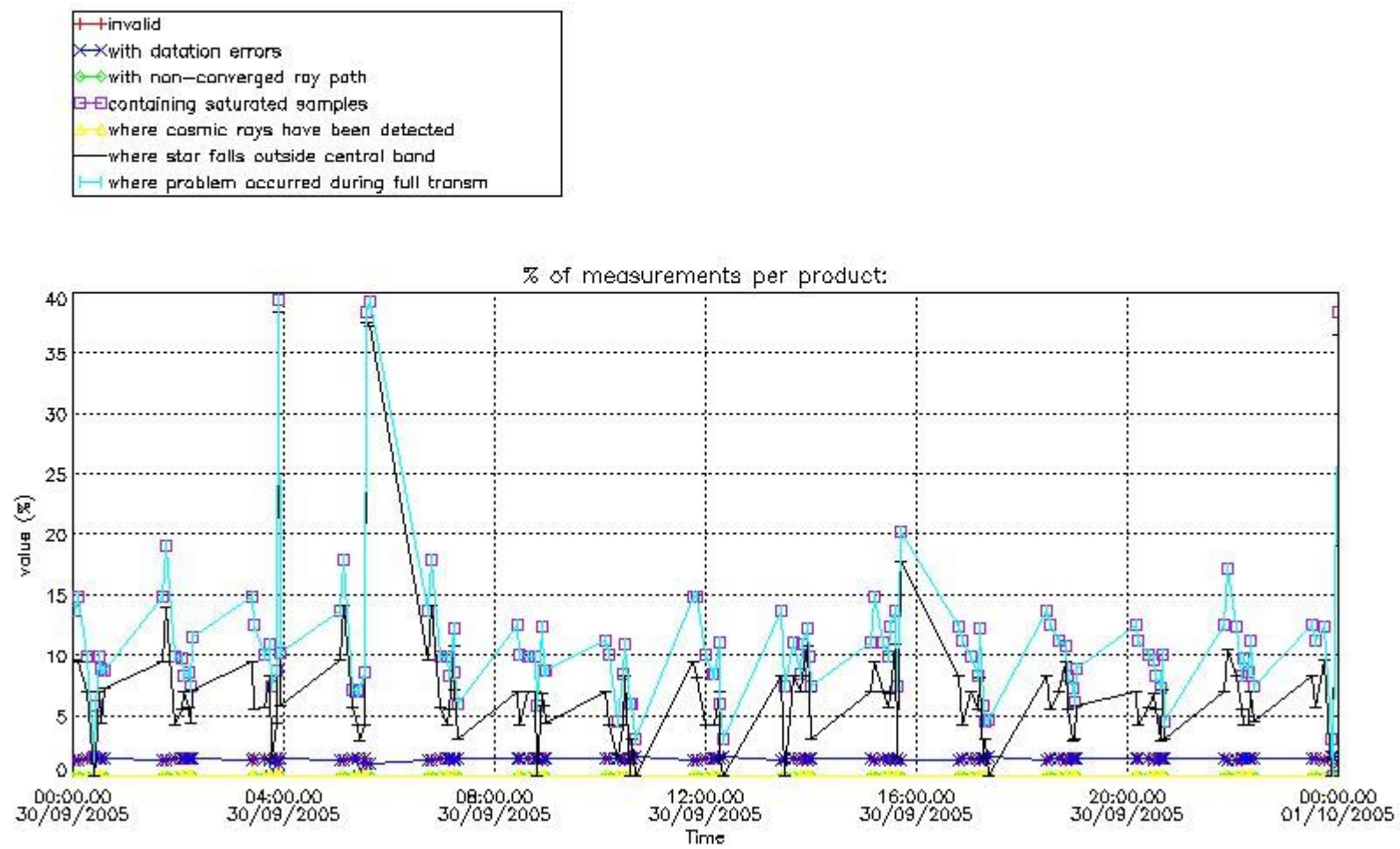
In this section it is plotted some information contained in the Quality Summary data set of the level 2 products that comes from the level 1b processing. Products without errors (error flag in the MPH set to "0") are used.

4.1 Plot quality information per product (time dependant) coming from level 1b processing

4.1.1 Plot level 1 quality information per product (time dependant): ENVISAT ASCENDING passes



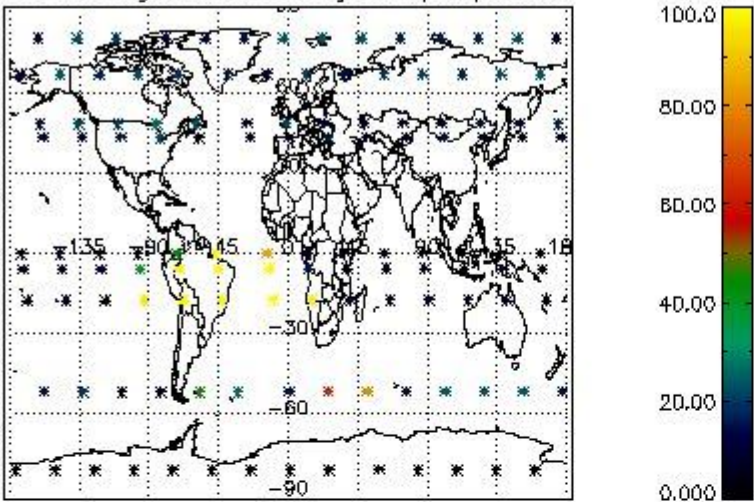
4.1.2 Plot level 1 quality information per product (time dependant): ENVI SAT DESCENDING passes



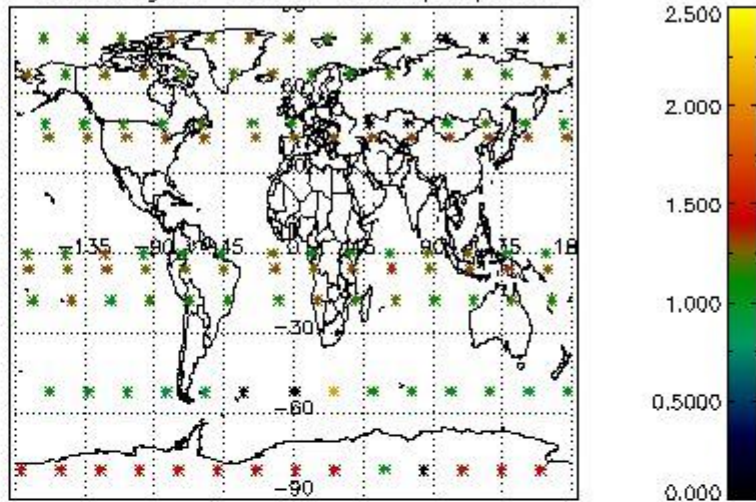
4.2 Plot quality information per product coming from level 1b processing (world map)

4.2.1 Plot level 1 quality information per product (world map): ENVISAT ASCENDING passes

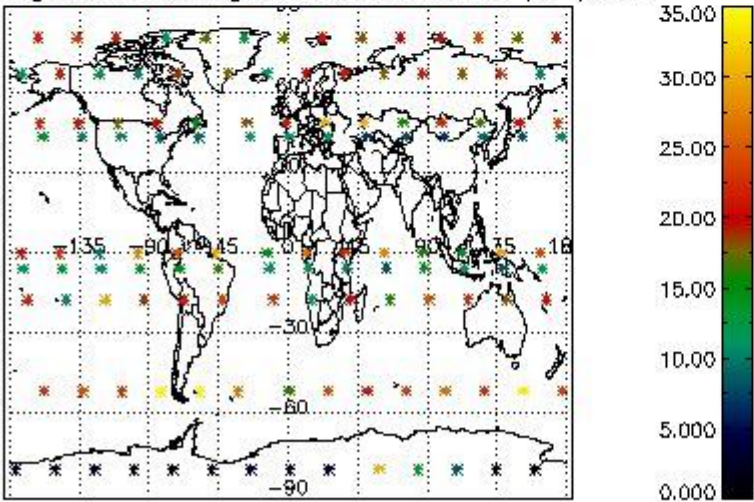
Percentage of cosmic ray hits per profile



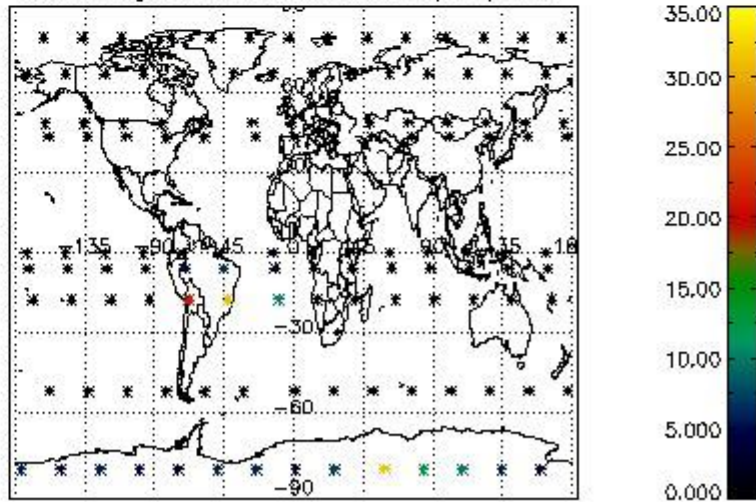
Percentage of datation errors per profile



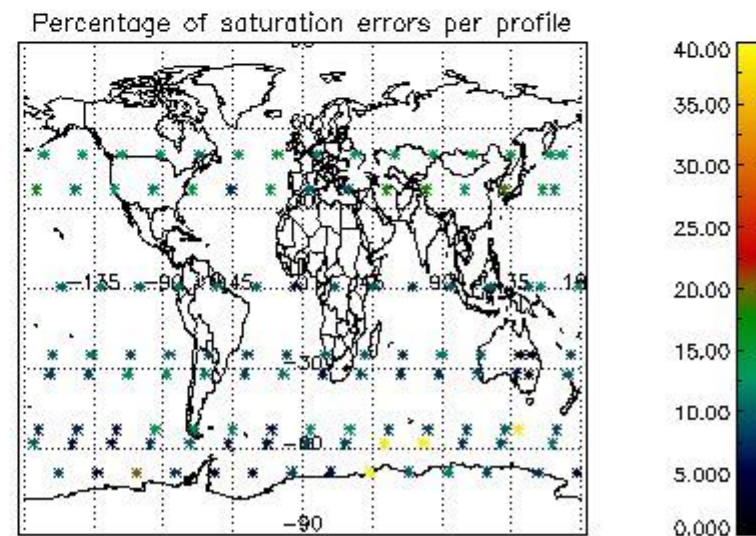
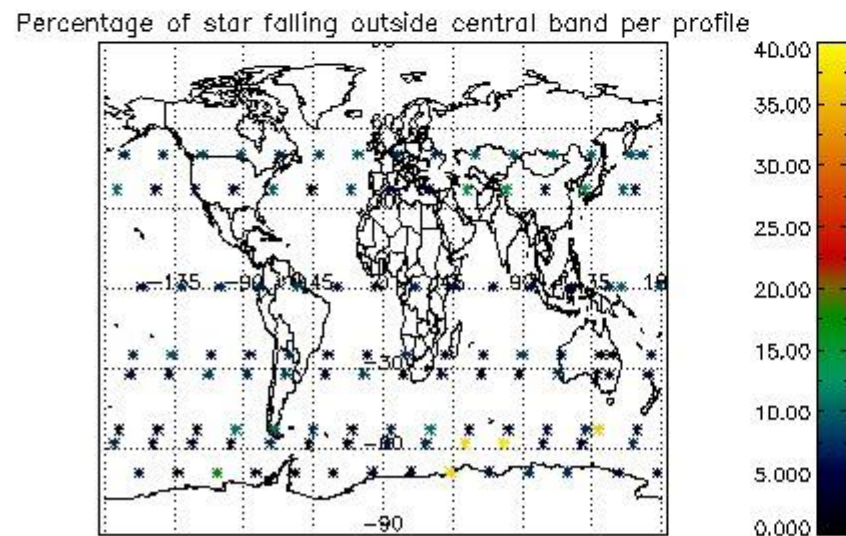
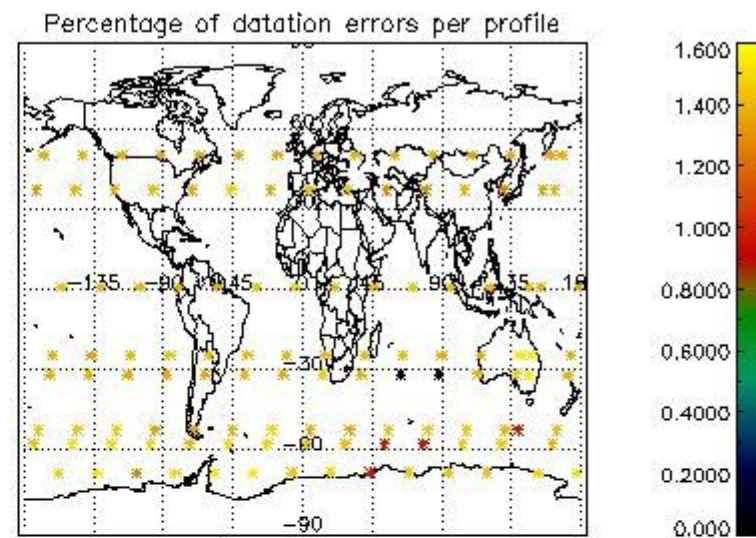
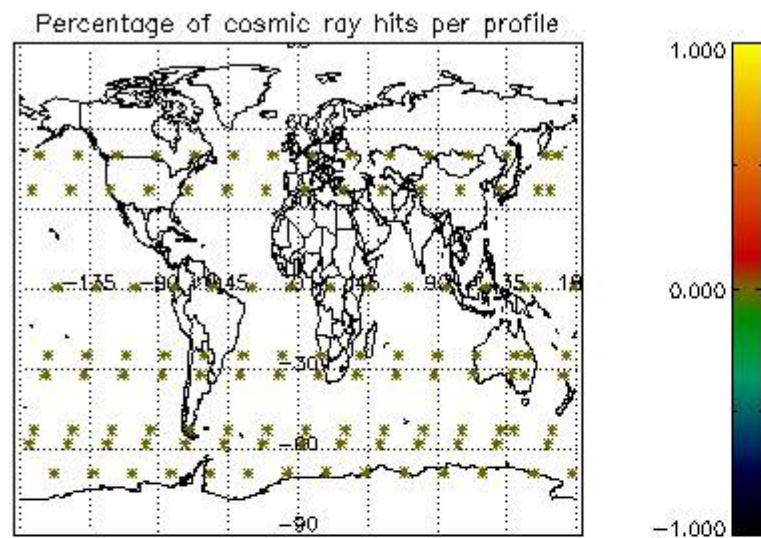
Percentage of star falling outside central band per profile



Percentage of saturation errors per profile



4.2.2 Plot level 1 quality information per product (world map): ENVISAT DESCENDING passes



5. Trace gas profiles

5.1 Ozone statistics based on quality of products

The final quality of the products can be "measured" using the STD (Standard Deviation) attached to every point profile. This information is written to the parameter GOM_NL__2P/NL_LOCAL_SPECIES_DENSITY/o3_std of the level 2 products. The table below shows the statistics for given STD ranges.

The statistics are given with respect to the overall valid production:

- Products without fatal errors: GOM_NL__2P/MPH/PRODUCT_ERR=0
- Valid point profile: GOM_NL__2P/NL_LOCAL_SPECIES_DENSITY/pcd(0)=0

The 'Criteria' is applied to valid points of dark limb products:

- Products in dark limb illumination condition: GOM_NL__2P/NL_SUMMARY_QUALITY/obs_ill_cond=0
- Products without fatal errors: GOM_NL__2P/MPH/PRODUCT_ERR=0
- Valid point profile: GOM_NL__2P/NL_LOCAL_SPECIES_DENSITY/pcd(0)=0

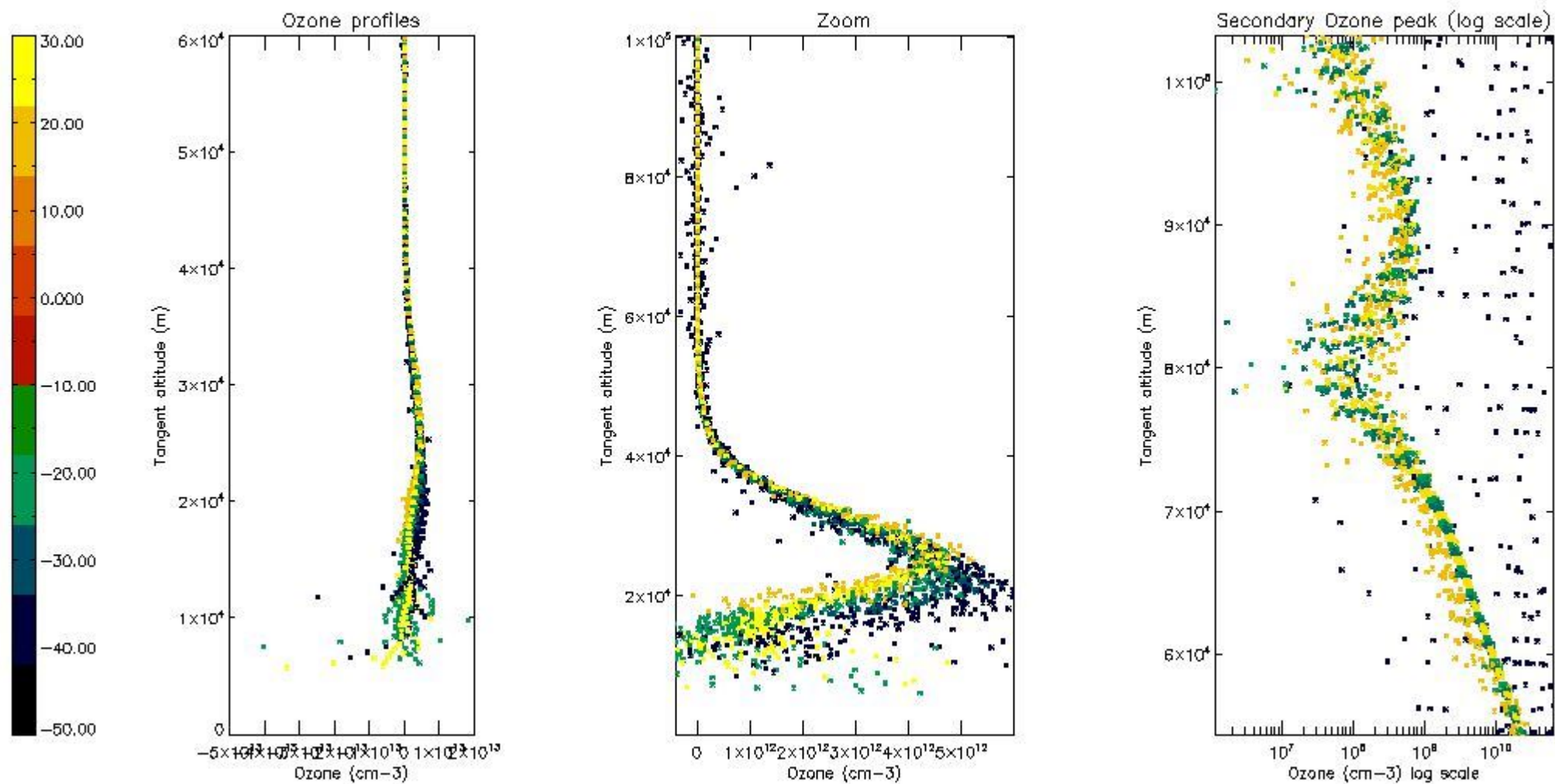
So, the table below shows the percentage of dark limb and valid observations for each criteria with respect to the overall valid daily observations.

Criteria	% of total production
All STD	32
STD < 20	18

STD < 10	14
STD < 5	7

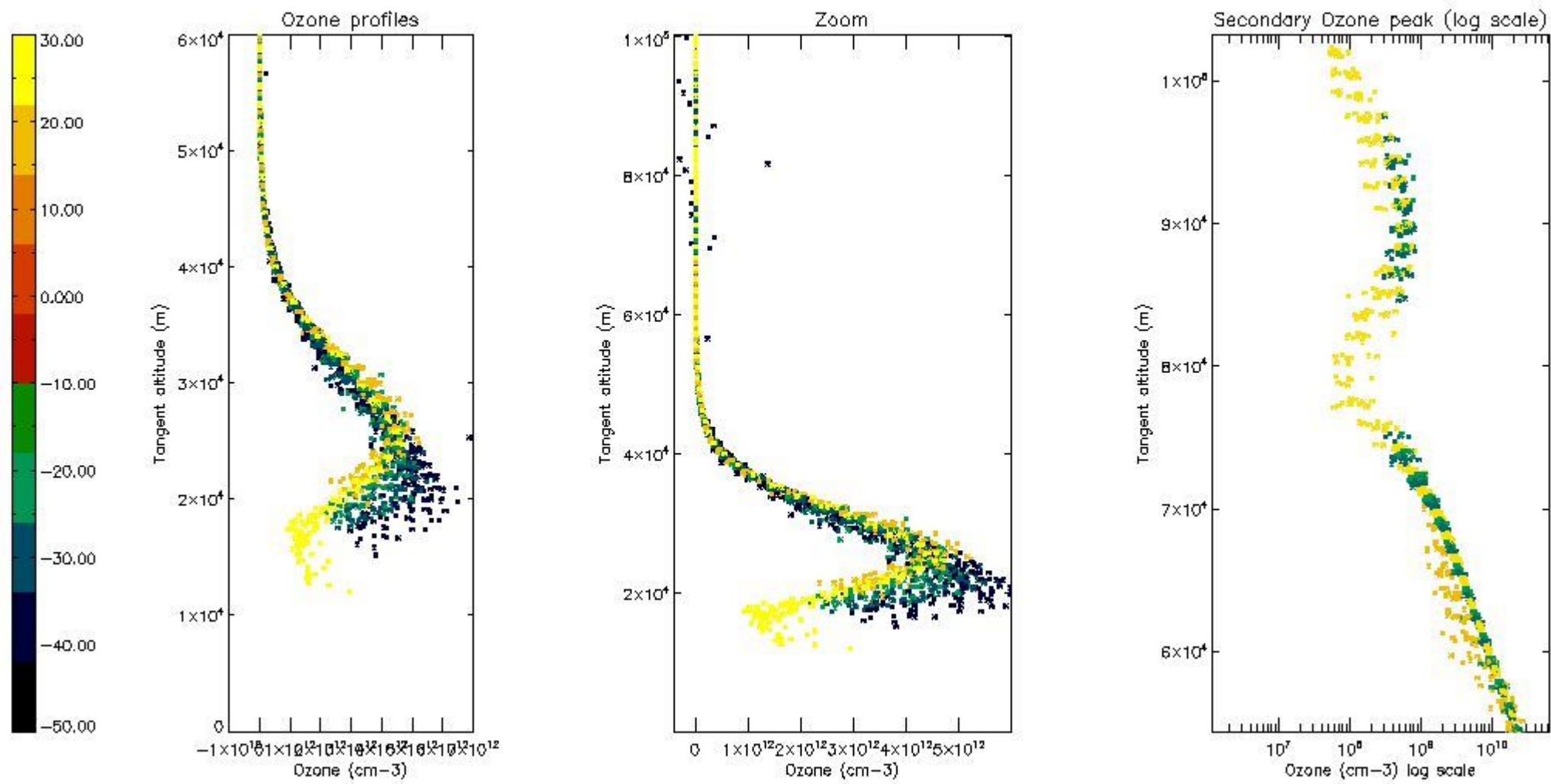
5.2 Plot ozone profiles for all STD (dark without errors)

The colorbar represents the latitude.



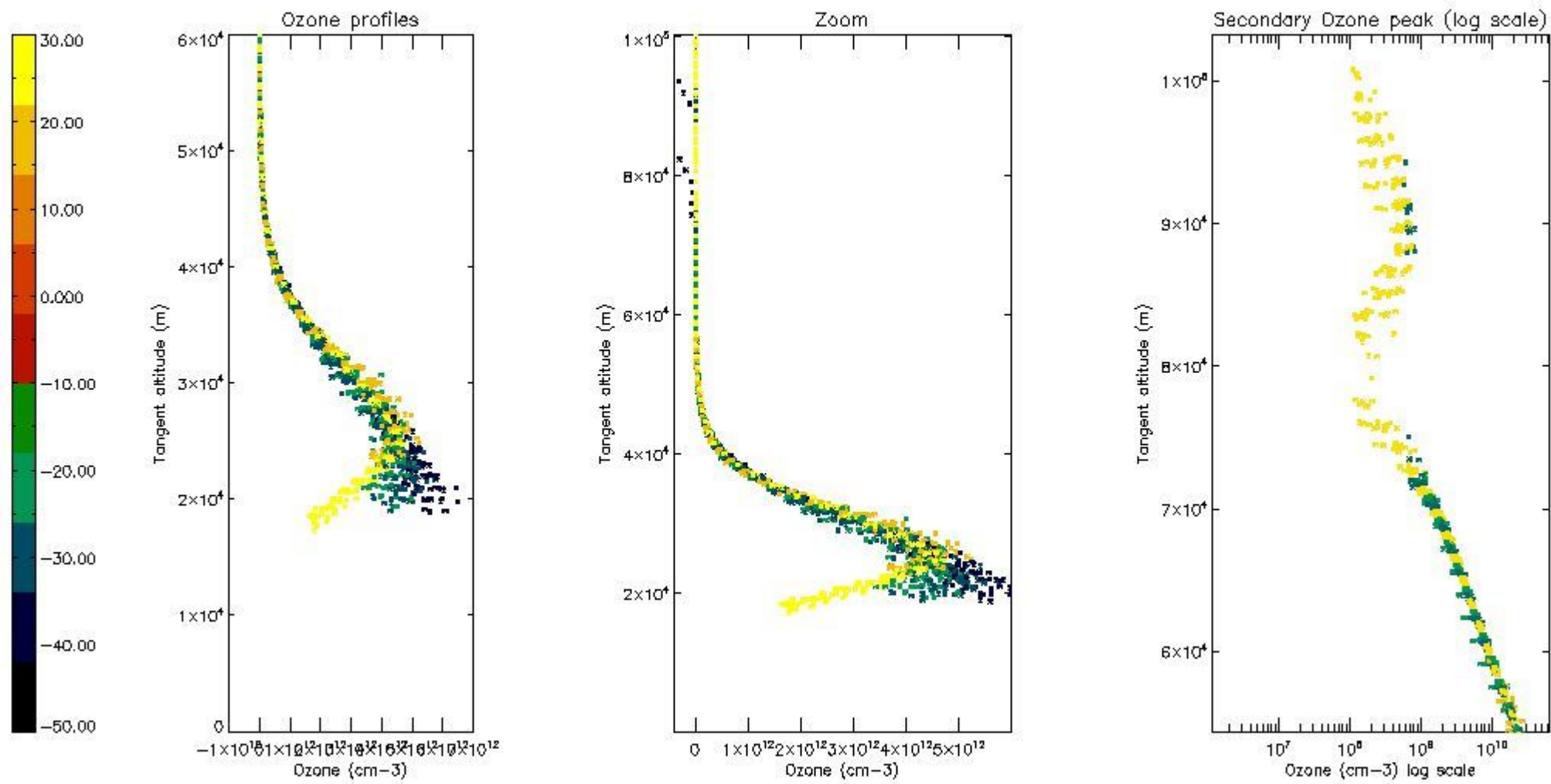
5.3 Plot ozone profiles where STD < 20% (dark without errors)

The colorbar represents the latitude.



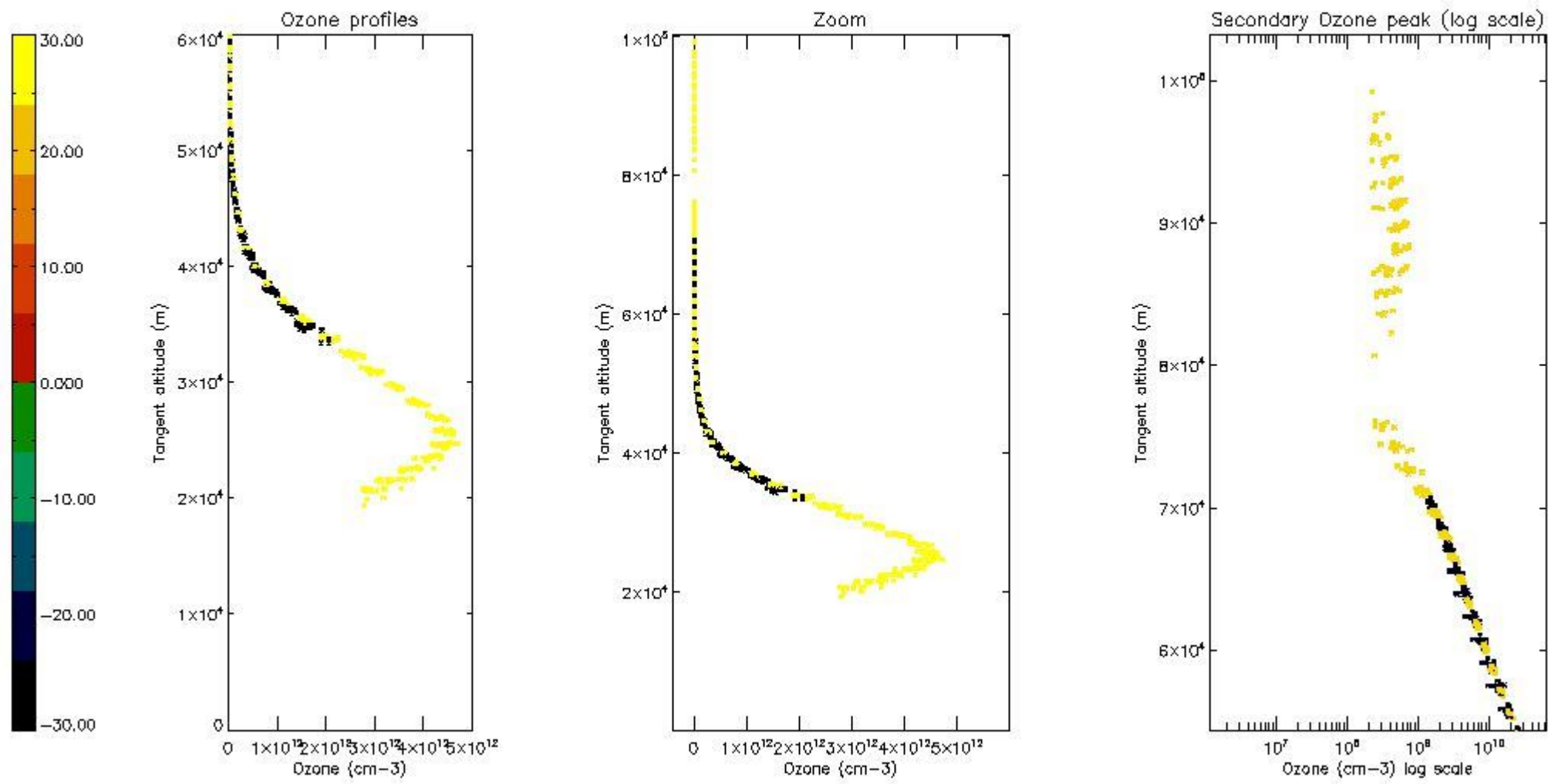
5.4 Plot ozone profiles where $STD < 10\%$ (dark without errors)

The colorbar represents the latitude.



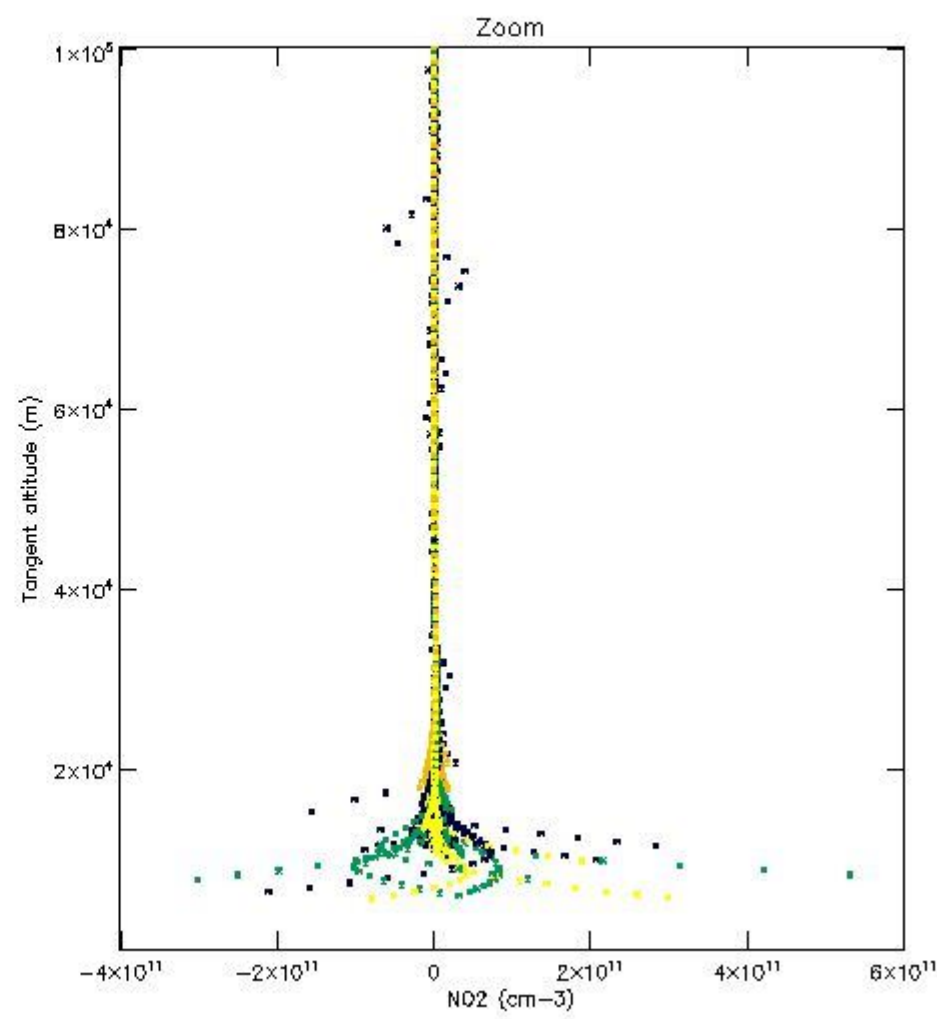
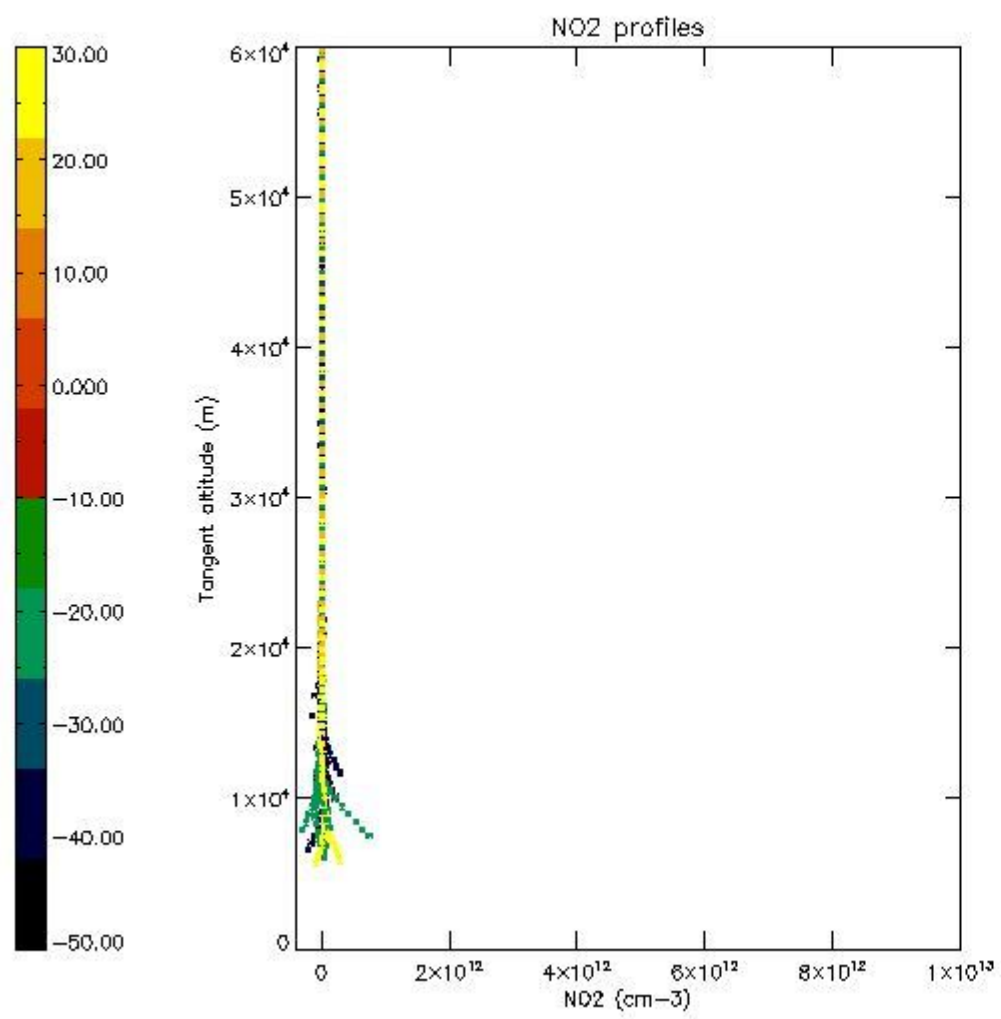
5.5 Plot ozone profiles where STD < 5% (dark without errors)

The colorbar represents the latitude.



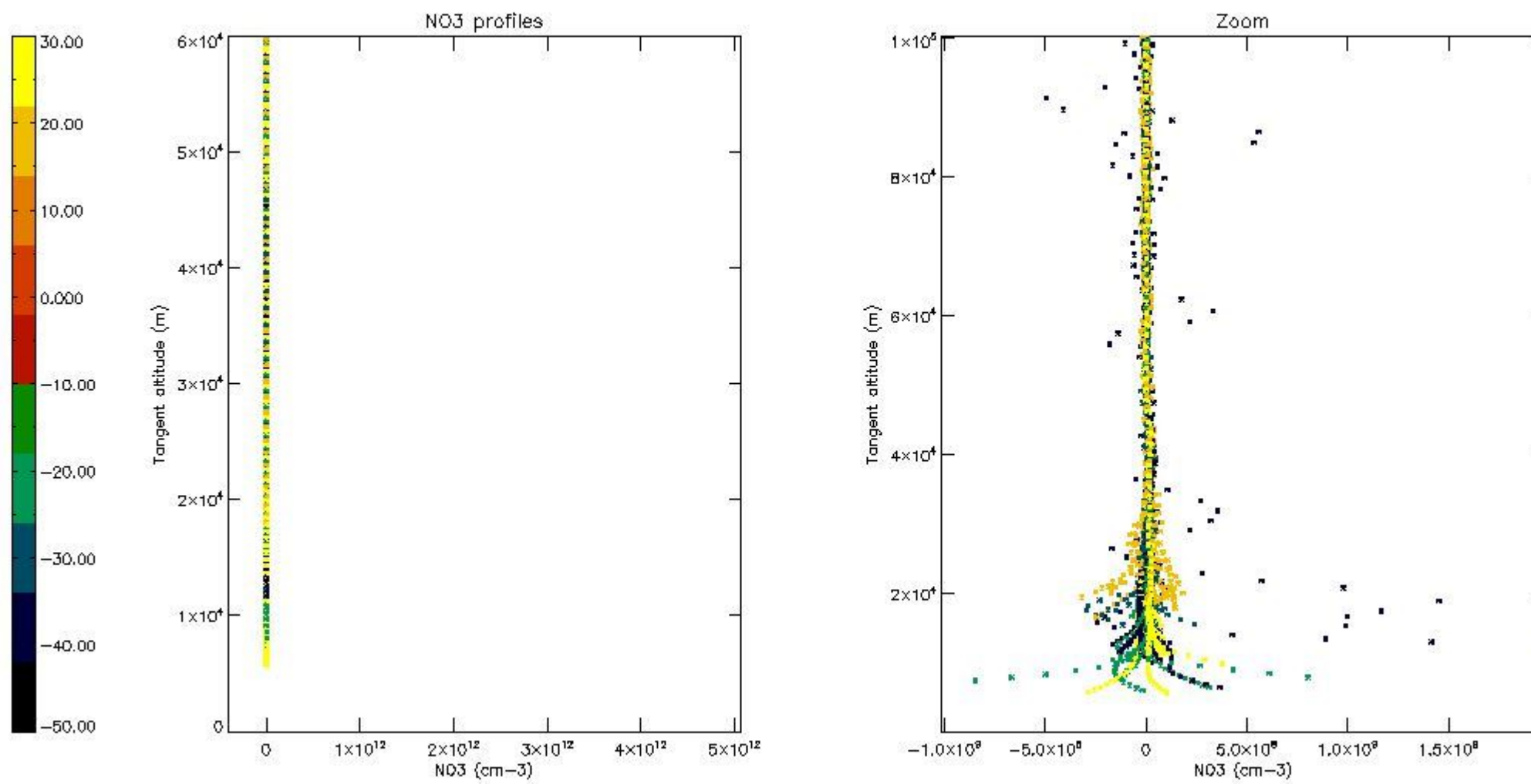
5.6 Plot NO₂ profiles for all STD (dark without errors)

The colorbar represents the latitude.



5.7 Plot NO3 profiles for all STD (dark without errors)

The colorbar represents the latitude.



6. Auxiliary Data Files used for the production reported in section 2

The number reported in the third column indicates since which file (see list in section 2) the corresponding auxiliary file has been used. The fourth column is the date of those product files.

Type	Auxiliary Filename	Used since product	Used since product date
INST_PHYS_CHARACTERISTICS	GOM_INS_AXVIEC20091111_143220_20030716_120000_20500101_000000	1	30-SEP-2005 00:02:02
LEVEL-2_PROC_CONFIG	GOM_PR2_AXVIEC20091111_152718_20020301_000000_20500101_000000	1	30-SEP-2005 00:02:02
CROSS_SECTIONS_FILE	GOM_CRS_AXVIEC20091111_154832_20020301_000000_20500101_000000	1	30-SEP-2005 00:02:02

GOMOS Level 2 Daily Report

SUMMARY

[1. General Info](#)

[2. Summary of processed GOM_NL_2P products](#)

[3. Level 2 Quality information per product](#)

[3.1 Plot of level 2 quality information per product \(time dependant\)](#)

[3.2 Plot of level 2 quality information per product \(world map\)](#)

[4. Level 1 Quality information per product \(stored on level 2 products\)](#)

[4.1 Plot of level 1 quality information per product \(time dependant\)](#)

[4.1.1 Plot of level 1 quality information per product \(time dependant\): ASCENDING](#)

[4.1.2 Plot of level 1 quality information per product \(time dependant\): DESCENDING](#)

[4.2 Plot of level 1 quality information per product \(world map\)](#)

[4.2.1 Plot of level 1 quality information per product \(world map\): ASCENDING](#)

[4.2.2 Plot of level 1 quality information per product \(world map\): DESCENDING](#)

[5. Ozone profiles based on quality statistics and other trace gas profiles](#)

[5.1 Ozone statistics based on quality of products](#)

[5.2 Plot ozone profiles for all STD \(dark without errors\)](#)

[5.3 Plot ozone profiles where STD < 20% \(dark without errors\)](#)

[5.4. Plot ozone profiles where STD < 10% \(dark without errors\)](#)

[5.5. Plot ozone profiles where STD < 5% \(dark without errors\)](#)

[5.6 Plot NO2 profiles for all STD \(dark without errors\)](#)

[5.7 Plot NO3 profiles for all STD \(dark without errors\)](#)

[5.8 Plot H2O profiles \(only for occultations of stars 1,2,3,4,13,14,16,26,63 dark without errors\) for all STD](#)

[6. Auxiliary Data Files used for the production reported in section 2](#)

This report presents the daily analysis on parameters extracted from GOMOS level 2 data (GOM_NL__2P). It is intended to monitor some important parameters that will impact the quality of these products. A list of level 2 products (and content) that have arrived during the reporting day to the PCF is also given.

Item	Value
Time of report generation	18APR2013 11:18:34
Data source version	GOMOS/6.01
Start time of products	30-09-2005 (30SEP2005 00:00:00)
Stop time of products	01-10-2005 (01OCT2005 00:00:00)
Store outputs in DB	Yes
Nb of level 2 prods	244
Nb of prods with errors	0

2. Summary of processed GOM_NL__2P products.

Nr	Filename	UTC Start time	Limb	Duration	Star Id	Star Name	Star Mag	Star Temp	Nb Meas	Orbit	Prod. error
1	GOM_NL__2PRFIN20050930_000202_000000372041_00145_18736_7199.N1	30-SEP-2005 00:02:02	Bright	36.500	90	54Alp Peg	2.4870	11000.	73	18736	No
2	GOM_NL__2PRFIN20050930_000541_000000372041_00145_18736_7200.N1	30-SEP-2005 00:05:41	Bright	37.000	93	53Bet Peg	2.5200	3100.0	74	18736	No
3	GOM_NL__2PRFIN20050930_001552_000000362041_00145_18736_7201.N1	30-SEP-2005 00:15:52	Bright	35.500	89	5Alp Cep	2.4510	8000.0	71	18736	No
4	GOM_NL__2PRFIN20050930_002303_000000332041_00145_18736_7202.N1	30-SEP-2005 00:23:03	Bright	32.500	49	1Alp UMi	1.9900	6300.0	65	18736	No
5	GOM_NL__2PRFIN20050930_002502_000000342041_00145_18736_7203.N1	30-SEP-2005 00:25:02	Bright	34.000	60	7Bet UMi	2.0810	3950.0	68	18736	No
6	GOM_NL__2PRFIN20050930_003058_000000362041_00145_18736_7204.N1	30-SEP-2005 00:30:58	Bright	35.500	36	50Alp UMa	1.8000	6300.0	71	18736	No
7	GOM_NL__2PRFIN20050930_003228_000000342041_00145_18736_7205.N1	30-SEP-2005 00:32:28	Bright	34.000	82	48Bet UMa	2.3650	10600.	68	18736	No
8	GOM_NL__2PRFIN20050930_003541_000000352041_00145_18736_7206.N1	30-SEP-2005 00:35:41	Bright	34.500	174	52Psi UMa	3.0040	4400.0	69	18736	No
9	GOM_NL__2PRFIN20050930_004220_000000352041_00145_18736_7207.N1	30-SEP-2005 00:42:20	Bright	35.000	166	17Eps Leo	2.9800	6000.0	70	18736	No
10	GOM_NL__2PRFIN20050930_005151_000000492041_00145_18736_7208.N1	30-SEP-2005 00:51:51	Twilight	48.500	48	30Alp Hya	1.9770	4100.0	97	18736	No
11	GOM_NL__2PRFIN20050930_010131_000000452041_00145_18736_7209.N1	30-SEP-2005 01:01:31	Dark	44.500	65	Lam Vel	2.2040	4400.0	89	18736	No
12	GOM_NL__2PRFIN20050930_010449_000000402041_00145_18736_7210.N1	30-SEP-2005 01:04:49	Dark	40.000	46	Del Vel	1.9540	10600.	80	18736	No
13	GOM_NL__2PRFIN20050930_010624_000000492041_00146_18737_7211.N1	30-SEP-2005 01:06:24	Dark	49.000	41	Eps Car	1.8600	4100.0	98	18737	No
14	GOM_NL__2PRFIN20050930_011837_000000392041_00146_18737_8126.N1	30-SEP-2005 01:18:37	Dark	38.500	143	Alp Hyi	2.8570	7200.0	77	18737	No
15	GOM_NL__2PRFIN20050930_012005_000000422041_00146_18737_8127.N1	30-SEP-2005 01:20:05	Dark	42.000	9	Alp Eri	0.45300	24000.	84	18737	No
16	GOM_NL__2PRFIN20050930_012528_000000432041_00146_18737_8128.N1	30-SEP-2005 01:25:28	Straylight	42.500	84	Alp Phe	2.3970	4500.0	85	18737	No
17	GOM_NL__2PRFIN20050930_013009_000000432041_00146_18737_8129.N1	30-SEP-2005 01:30:09	Straylight	42.500	18	24Alp PsA	1.1660	9700.0	85	18737	No
18	GOM_NL__2PRFIN20050930_014238_000000372041_00146_18737_8130.N1	30-SEP-2005 01:42:38	Bright	37.000	90	54Alp Peg	2.4870	11000.	74	18737	No
19	GOM_NL__2PRFIN20050930_014617_000000402041_00146_18737_8131.N1	30-SEP-2005 01:46:17	Bright	39.500	93	53Bet Peg	2.5200	3100.0	79	18737	No
20	GOM_NL__2PRFIN20050930_015628_000000362041_00146_18737_8132.N1	30-SEP-2005 01:56:28	Bright	35.500	89	5Alp Cep	2.4510	8000.0	71	18737	No
21	GOM_NL__2PRFIN20050930_020339_000000362041_00146_18737_8133.N1	30-SEP-2005 02:03:39	Bright	36.000	49	1Alp UMi	1.9900	6300.0	72	18737	No
22	GOM_NL__2PRFIN20050930_020538_000000362041_00146_18737_8134.N1	30-SEP-2005 02:05:38	Bright	36.000	60	7Bet UMi	2.0810	3950.0	72	18737	No
23	GOM_NL__2PRFIN20050930_021134_000000352041_00146_18737_8135.N1	30-SEP-2005 02:11:34	Bright	35.000	36	50Alp UMa	1.8000	6300.0	70	18737	No
24	GOM_NL__2PRFIN20050930_021304_000000342041_00146_18737_8136.N1	30-SEP-2005 02:13:04	Bright	34.000	82	48Bet UMa	2.3650	10600.	68	18737	No
25	GOM_NL__2PRFIN20050930_021617_000000352041_00146_18737_8137.N1	30-SEP-2005 02:16:17	Bright	35.000	174	52Psi UMa	3.0040	4400.0	70	18737	No
26	GOM_NL__2PRFIN20050930_022256_000000352041_00146_18737_8138.N1	30-SEP-2005 02:22:56	Bright	34.500	166	17Eps Leo	2.9800	6000.0	69	18737	No
27	GOM_NL__2PRFIN20050930_023227_000000542041_00146_18737_8139.N1	30-SEP-2005 02:32:27	Twilight	54.000	48	30Alp Hya	1.9770	4100.0	108	18737	No
28	GOM_NL__2PRFIN20050930_024208_000000442041_00146_18737_8140.N1	30-SEP-2005 02:42:08	Dark	44.000	65	Lam Vel	2.2040	4400.0	88	18737	No
29	GOM_NL__2PRFIN20050930_024525_000000402041_00146_18737_8141.N1	30-SEP-2005 02:45:25	Dark	40.000	46	Del Vel	1.9540	10600.	80	18737	No
30	GOM_NL__2PRFIN20050930_024701_000000452041_00147_18738_8142.N1	30-SEP-2005 02:47:01	Dark	45.000	41	Eps Car	1.8600	4100.0	90	18738	No
31	GOM_NL__2PRFIN20050930_025914_000000392041_00147_18738_8126.N1	30-SEP-2005 02:59:14	Dark	38.500	143	Alp Hyi	2.8570	7200.0	77	18738	No
32	GOM_NL__2PRFIN20050930_030041_000000452041_00147_18738_8127.N1	30-SEP-2005 03:00:41	Dark	44.500	9	Alp Eri	0.45300	24000.	89	18738	No
33	GOM_NL__2PRFIN20050930_030604_000000392041_00147_18738_8128.N1	30-SEP-2005 03:06:04	Straylight	39.000	84	Alp Phe	2.3970	4500.0	78	18738	No
34	GOM_NL__2PRFIN20050930_031045_000000442041_00147_18738_8129.N1	30-SEP-2005 03:10:45	Straylight	43.500	18	24Alp PsA	1.1660	9700.0	87	18738	No
35	GOM_NL__2PRFIN20050930_032313_000000372041_00147_18738_8130.N1	30-SEP-2005 03:23:13	Bright	37.000	90	54Alp Peg	2.4870	11000.	74	18738	No
36	GOM_NL__2PRFIN20050930_032652_000000362041_00147_18738_8131.N1	30-SEP-2005 03:26:52	Bright	36.000	93	53Bet Peg	2.5200	3100.0	72	18738	No
37	GOM_NL__2PRFIN20050930_033704_000000352041_00147_18738_8132.N1	30-SEP-2005 03:37:04	Bright	35.000	89	5Alp Cep	2.4510	8000.0	70	18738	No
38	GOM_NL__2PRFIN20050930_034415_000000372041_00147_18738_8133.N1	30-SEP-2005 03:44:15	Bright	36.500	49	1Alp UMi	1.9900	6300.0	73	18738	No
39	GOM_NL__2PRFIN20050930_034615_000000342041_00147_18738_8134.N1	30-SEP-2005 03:46:15	Bright	34.000	60	7Bet UMi	2.0810	3950.0	68	18738	No
40	GOM_NL__2PRFIN20050930_035210_000000352041_00147_18738_8135.N1	30-SEP-2005 03:52:10	Bright	34.500	36	50Alp UMa	1.8000	6300.0	69	18738	No
41	GOM_NL__2PRFIN20050930_035340_000000522041_00147_18738_8136.N1	30-SEP-2005 03:53:40	Bright	52.000	82	48Bet UMa	2.3650	10600.	104	18738	No
42	GOM_NL__2PRFIN20050930_035653_000000352041_00147_18738_8137.N1	30-SEP-2005 03:56:53	Bright	34.500	174	52Psi UMa	3.0040	4400.0	69	18738	No

43	GOM_NL__2PRFIN20050930_040332_000000362041_00147_18738_8138.N1	30-SEP-2005 04:03:32	Bright	35.500	166	17Eps Leo	2.9800	6000.0	71	18738	No
44	GOM_NL__2PRFIN20050930_041303_000000542041_00147_18738_8139.N1	30-SEP-2005 04:13:03	Twilight	54.000	48	30Alp Hya	1.9770	4100.0	108	18738	No
45	GOM_NL__2PRFIN20050930_042244_000000432041_00147_18738_8140.N1	30-SEP-2005 04:22:44	Dark	42.500	65	Lam Vel	2.2040	4400.0	85	18738	No
46	GOM_NL__2PRFIN20050930_042602_000000402041_00147_18738_8141.N1	30-SEP-2005 04:26:02	Dark	40.000	46	Del Vel	1.9540	10600.	80	18738	No
47	GOM_NL__2PRFIN20050930_042737_000000472041_00148_18739_8142.N1	30-SEP-2005 04:27:37	Dark	47.000	41	Eps Car	1.8600	4100.0	94	18739	No
48	GOM_NL__2PRFIN20050930_043950_000000392041_00148_18739_8126.N1	30-SEP-2005 04:39:50	Dark	39.000	143	Alp Hyi	2.8570	7200.0	78	18739	No
49	GOM_NL__2PRFIN20050930_044118_000000432041_00148_18739_8127.N1	30-SEP-2005 04:41:18	Dark	43.000	9	Alp Eri	0.45300	24000.	86	18739	No
50	GOM_NL__2PRFIN20050930_044641_000000402041_00148_18739_8128.N1	30-SEP-2005 04:46:41	Straylight	40.000	84	Alp Phe	2.3970	4500.0	80	18739	No
51	GOM_NL__2PRFIN20050930_045121_000000442041_00148_18739_8129.N1	30-SEP-2005 04:51:21	Straylight	43.500	18	24Alp PsA	1.1660	9700.0	87	18739	No
52	GOM_NL__2PRFIN20050930_050350_000000372041_00148_18739_8130.N1	30-SEP-2005 05:03:50	Bright	36.500	90	54Alp Peg	2.4870	11000.	73	18739	No
53	GOM_NL__2PRFIN20050930_050728_000000392041_00148_18739_8131.N1	30-SEP-2005 05:07:28	Bright	39.000	93	53Bet Peg	2.5200	3100.0	78	18739	No
54	GOM_NL__2PRFIN20050930_051740_000000352041_00148_18739_8132.N1	30-SEP-2005 05:17:40	Bright	35.000	89	5Alp Cep	2.4510	8000.0	70	18739	No
55	GOM_NL__2PRFIN20050930_052451_000000362041_00148_18739_8133.N1	30-SEP-2005 05:24:51	Bright	35.500	49	1Alp UMi	1.9900	6300.0	71	18739	No
56	GOM_NL__2PRFIN20050930_052651_000000352041_00148_18739_8134.N1	30-SEP-2005 05:26:51	Bright	35.000	60	7Bet UMi	2.0810	3950.0	70	18739	No
57	GOM_NL__2PRFIN20050930_053247_000000352041_00148_18739_8135.N1	30-SEP-2005 05:32:47	Bright	35.000	36	50Alp UMa	1.8000	6300.0	70	18739	No
58	GOM_NL__2PRFIN20050930_053416_000000522041_00148_18739_8136.N1	30-SEP-2005 05:34:16	Bright	52.000	82	48Bet UMa	2.3650	10600.	104	18739	No
59	GOM_NL__2PRFIN20050930_053729_000000512041_00148_18739_8137.N1	30-SEP-2005 05:37:29	Bright	51.000	174	52Psi UMa	3.0040	4400.0	102	18739	No
60	GOM_NL__2PRFIN20050930_054408_000000362041_00148_18739_8138.N1	30-SEP-2005 05:44:08	Bright	35.500	166	17Eps Leo	2.9800	6000.0	71	18739	No
61	GOM_NL__2PRFIN20050930_055340_000000462041_00148_18739_8139.N1	30-SEP-2005 05:53:40	Twilight	46.000	48	30Alp Hya	1.9770	4100.0	92	18739	No
62	GOM_NL__2PRFIN20050930_060320_000000492041_00148_18739_8140.N1	30-SEP-2005 06:03:20	Dark	49.000	65	Lam Vel	2.2040	4400.0	98	18739	No
63	GOM_NL__2PRFIN20050930_060638_000000382041_00148_18739_8141.N1	30-SEP-2005 06:06:38	Dark	38.000	46	Del Vel	1.9540	10600.	76	18739	No
64	GOM_NL__2PRFIN20050930_060813_000000382041_00149_18740_8142.N1	30-SEP-2005 06:08:13	Dark	38.000	41	Eps Car	1.8600	4100.0	76	18740	No
65	GOM_NL__2PRFIN20050930_062026_000000392041_00149_18740_8126.N1	30-SEP-2005 06:20:26	Dark	39.000	143	Alp Hyi	2.8570	7200.0	78	18740	No
66	GOM_NL__2PRFIN20050930_062154_000000452041_00149_18740_8127.N1	30-SEP-2005 06:21:54	Dark	45.000	9	Alp Eri	0.45300	24000.	90	18740	No
67	GOM_NL__2PRFIN20050930_062717_000000452041_00149_18740_8128.N1	30-SEP-2005 06:27:17	Straylight	44.500	84	Alp Phe	2.3970	4500.0	89	18740	No
68	GOM_NL__2PRFIN20050930_063157_000000422041_00149_18740_8129.N1	30-SEP-2005 06:31:57	Straylight	42.000	18	24Alp PsA	1.1660	9700.0	84	18740	No
69	GOM_NL__2PRFIN20050930_064426_000000372041_00149_18740_8130.N1	30-SEP-2005 06:44:26	Bright	36.500	90	54Alp Peg	2.4870	11000.	73	18740	No
70	GOM_NL__2PRFIN20050930_064804_000000392041_00149_18740_8131.N1	30-SEP-2005 06:48:04	Bright	39.000	93	53Bet Peg	2.5200	3100.0	78	18740	No
71	GOM_NL__2PRFIN20050930_065816_000000362041_00149_18740_8132.N1	30-SEP-2005 06:58:16	Bright	35.500	89	5Alp Cep	2.4510	8000.0	71	18740	No
72	GOM_NL__2PRFIN20050930_070527_000000362041_00149_18740_8133.N1	30-SEP-2005 07:05:27	Bright	35.500	49	1Alp UMi	1.9900	6300.0	71	18740	No
73	GOM_NL__2PRFIN20050930_070727_000000362041_00149_18740_8134.N1	30-SEP-2005 07:07:27	Bright	36.000	60	7Bet UMi	2.0810	3950.0	72	18740	No
74	GOM_NL__2PRFIN20050930_071323_000000372041_00149_18740_8135.N1	30-SEP-2005 07:13:23	Bright	37.000	36	50Alp UMa	1.8000	6300.0	74	18740	No
75	GOM_NL__2PRFIN20050930_071453_000000352041_00149_18740_8136.N1	30-SEP-2005 07:14:53	Bright	35.000	82	48Bet UMa	2.3650	10600.	70	18740	No
76	GOM_NL__2PRFIN20050930_071805_000000342041_00149_18740_8137.N1	30-SEP-2005 07:18:05	Bright	33.500	174	52Psi UMa	3.0040	4400.0	67	18740	No
77	GOM_NL__2PRFIN20050930_072444_000000352041_00149_18740_8138.N1	30-SEP-2005 07:24:44	Bright	34.500	166	17Eps Leo	2.9800	6000.0	69	18740	No
78	GOM_NL__2PRFIN20050930_073416_000000472041_00149_18740_8139.N1	30-SEP-2005 07:34:16	Twilight	47.000	48	30Alp Hya	1.9770	4100.0	94	18740	No
79	GOM_NL__2PRFIN20050930_074357_000000392041_00149_18740_8140.N1	30-SEP-2005 07:43:57	Dark	38.500	65	Lam Vel	2.2040	4400.0	77	18740	No
80	GOM_NL__2PRFIN20050930_074714_000000402041_00149_18740_8141.N1	30-SEP-2005 07:47:14	Dark	40.000	46	Del Vel	1.9540	10600.	80	18740	No
81	GOM_NL__2PRFIN20050930_074850_000000442041_00150_18741_8142.N1	30-SEP-2005 07:48:50	Dark	44.000	41	Eps Car	1.8600	4100.0	88	18741	No
82	GOM_NL__2PRFIN20050930_080103_000000412041_00150_18741_8126.N1	30-SEP-2005 08:01:03	Dark	40.500	143	Alp Hyi	2.8570	7200.0	81	18741	No
83	GOM_NL__2PRFIN20050930_080230_000000462041_00150_18741_8127.N1	30-SEP-2005 08:02:30	Dark	45.500	9	Alp Eri	0.45300	24000.	91	18741	No
84	GOM_NL__2PRFIN20050930_080753_000000392041_00150_18741_8128.N1	30-SEP-2005 08:07:53	Straylight	39.000	84	Alp Phe	2.3970	4500.0	78	18741	No
85	GOM_NL__2PRFIN20050930_081234_000000412041_00150_18741_8129.N1	30-SEP-2005 08:12:34	Straylight	40.500	18	24Alp PsA	1.1660	9700.0	81	18741	No
86	GOM_NL__2PRFIN20050930_082502_000000362041_00150_18741_8130.N1	30-SEP-2005 08:25:02	Bright	36.000	90	54Alp Peg	2.4870	11000.	72	18741	No
87	GOM_NL__2PRFIN20050930_082840_000000352041_00150_18741_8131.N1	30-SEP-2005 08:28:40	Bright	35.000	93	53Bet Peg	2.5200	3100.0	70	18741	No
88	GOM_NL__2PRFIN20050930_083852_000000362041_00150_18741_8132.N1	30-SEP-2005 08:38:52	Bright	35.500	89	5Alp Cep	2.4510	8000.0	71	18741	No
89	GOM_NL__2PRFIN20050930_084603_000000362041_00150_18741_8133.N1	30-SEP-2005 08:46:03	Bright	35.500	49	1Alp UMi	1.9900	6300.0	71	18741	No
90	GOM_NL__2PRFIN20050930_084803_000000342041_00150_18741_8134.N1	30-SEP-2005 08:48:03	Bright	34.000	60	7Bet UMi	2.0810	3950.0	68	18741	No
91	GOM_NL__2PRFIN20050930_085359_000000372041_00150_18741_8135.N1	30-SEP-2005 08:53:59	Bright	36.500	36	50Alp UMa	1.8000	6300.0	73	18741	No
92	GOM_NL__2PRFIN20050930_085529_000000352041_00150_18741_8136.N1	30-SEP-2005 08:55:29	Bright	34.500	82	48Bet UMa	2.3650	10600.	69	18741	No
93	GOM_NL__2PRFIN20050930_085841_000000352041_00150_18741_8137.N1	30-SEP-2005 08:58:41	Bright	34.500	174	52Psi UMa	3.0040	4400.0	69	18741	No
94	GOM_NL__2PRFIN20050930_090520_000000352041_00150_18741_8138.N1	30-SEP-2005 09:05:20	Bright	35.000	166	17Eps Leo	2.9800	6000.0	70	18741	No
95	GOM_NL__2PRFIN20050930_091452_000000462041_00150_18741_8139.N1	30-SEP-2005 09:14:52	Twilight	46.000	48	30Alp Hya	1.9770	4100.0	92	18741	No
96	GOM_NL__2PRFIN20050930_092433_000000442041_00150_18741_8140.N1	30-SEP-2005 09:24:33	Dark	44.000	65	Lam Vel	2.2040	4400.0	88	18741	No
97	GOM_NL__2PRFIN20050930_092751_000000392041_00150_18741_8141.N1	30-SEP-2005 09:27:51	Dark	38.500	46	Del Vel	1.9540	10600.	77	18741	No
98	GOM_NL__2PRFIN20050930_092926_000000432041_00151_18742_8142.N1	30-SEP-2005 09:29:26	Dark	42.500	41	Eps Car	1.8600	4100.0	85	18742	No
99	GOM_NL__2PRFIN20050930_094139_000000392041_00151_18742_8126.N1	30-SEP-2005 09:41:39	Dark	39.000	143	Alp Hyi	2.8570	7200.0	78	18742	No
100	GOM_NL__2PRFIN20050930_094307_000000472041_00151_18742_8127.N1	30-SEP-2005 09:43:07	Dark	46.500	9	Alp Eri	0.45300	24000.	93	18742	No
101	GOM_NL__2PRFIN20050930_094829_000000392041_00151_18742_8128.N1	30-SEP-2005 09:48:29	Straylight	39.000	84	Alp Phe	2.3970	4500.0	78	18742	No

102	GOM_NL__2PRFIN20050930_095310_000000442041_00151_18742_8129.N1	30-SEP-2005 09:53:10	Straylight	43.500	18	24Alp PsA	1.1660	9700.0	87	18742	No
103	GOM_NL__2PRFIN20050930_100538_000000362041_00151_18742_8130.N1	30-SEP-2005 10:05:38	Bright	35.500	90	54Alp Peg	2.4870	11000.	71	18742	No
104	GOM_NL__2PRFIN20050930_100916_000000352041_00151_18742_8131.N1	30-SEP-2005 10:09:16	Bright	35.000	93	53Bet Peg	2.5200	3100.0	70	18742	No
105	GOM_NL__2PRFIN20050930_101928_000000342041_00151_18742_8132.N1	30-SEP-2005 10:19:28	Bright	33.500	89	5Alp Cep	2.4510	8000.0	67	18742	No
106	GOM_NL__2PRFIN20050930_102639_000000362041_00151_18742_8133.N1	30-SEP-2005 10:26:39	Bright	35.500	49	1Alp UMi	1.9900	6300.0	71	18742	No
107	GOM_NL__2PRFIN20050930_102840_000000372041_00151_18742_8134.N1	30-SEP-2005 10:28:40	Bright	36.500	60	7Bet UMi	2.0810	3950.0	73	18742	No
108	GOM_NL__2PRFIN20050930_103435_000000342041_00151_18742_8135.N1	30-SEP-2005 10:34:35	Bright	33.500	36	50Alp UMa	1.8000	6300.0	67	18742	No
109	GOM_NL__2PRFIN20050930_103605_000000342041_00151_18742_8136.N1	30-SEP-2005 10:36:05	Bright	33.500	82	48Bet UMa	2.3650	10600.	67	18742	No
110	GOM_NL__2PRFIN20050930_103917_000000332041_00151_18742_8137.N1	30-SEP-2005 10:39:17	Bright	32.500	174	52Psi UMa	3.0040	4400.0	65	18742	No
111	GOM_NL__2PRFIN20050930_104556_000000362041_00151_18742_8138.N1	30-SEP-2005 10:45:56	Bright	35.500	166	17Eps Leo	2.9800	6000.0	71	18742	No
112	GOM_NL__2PRFIN20050930_105529_000000472041_00151_18742_8139.N1	30-SEP-2005 10:55:29	Twilight	47.000	48	30Alp Hya	1.9770	4100.0	94	18742	No
113	GOM_NL__2PRFIN20050930_110509_000000442041_00151_18742_8140.N1	30-SEP-2005 11:05:09	Dark	43.500	65	Lam Vel	2.2040	4400.0	87	18742	No
114	GOM_NL__2PRFIN20050930_110827_000000392041_00151_18742_8141.N1	30-SEP-2005 11:08:27	Dark	39.000	46	Del Vel	1.9540	10600.	78	18742	No
115	GOM_NL__2PRFIN20050930_111002_000000452041_00152_18743_8142.N1	30-SEP-2005 11:10:02	Dark	44.500	41	Eps Car	1.8600	4100.0	89	18743	No
116	GOM_NL__2PRFIN20050930_112215_000000382041_00152_18743_8126.N1	30-SEP-2005 11:22:15	Dark	38.000	143	Alp Hyi	2.8570	7200.0	76	18743	No
117	GOM_NL__2PRFIN20050930_112343_000000442041_00152_18743_8127.N1	30-SEP-2005 11:23:43	Dark	44.000	9	Alp Eri	0.45300	24000.	88	18743	No
118	GOM_NL__2PRFIN20050930_112905_000000452041_00152_18743_8128.N1	30-SEP-2005 11:29:05	Straylight	44.500	84	Alp Phe	2.3970	4500.0	89	18743	No
119	GOM_NL__2PRFIN20050930_113346_000000422041_00152_18743_8129.N1	30-SEP-2005 11:33:46	Straylight	41.500	18	24Alp PsA	1.1660	9700.0	83	18743	No
120	GOM_NL__2PRFIN20050930_114613_000000372041_00152_18743_8130.N1	30-SEP-2005 11:46:13	Bright	37.000	90	54Alp Peg	2.4870	11000.	74	18743	No
121	GOM_NL__2PRFIN20050930_114952_000000372041_00152_18743_8131.N1	30-SEP-2005 11:49:52	Bright	37.000	93	53Bet Peg	2.5200	3100.0	74	18743	No
122	GOM_NL__2PRFIN20050930_120004_000000352041_00152_18743_8132.N1	30-SEP-2005 12:00:04	Bright	35.000	89	5Alp Cep	2.4510	8000.0	70	18743	No
123	GOM_NL__2PRFIN20050930_120715_000000362041_00152_18743_8133.N1	30-SEP-2005 12:07:15	Bright	35.500	49	1Alp UMi	1.9900	6300.0	71	18743	No
124	GOM_NL__2PRFIN20050930_120916_000000362041_00152_18743_8134.N1	30-SEP-2005 12:09:16	Bright	35.500	60	7Bet UMi	2.0810	3950.0	71	18743	No
125	GOM_NL__2PRFIN20050930_121511_000000362041_00152_18743_8135.N1	30-SEP-2005 12:15:11	Bright	36.000	36	50Alp UMa	1.8000	6300.0	72	18743	No
126	GOM_NL__2PRFIN20050930_121641_000000342041_00152_18743_8136.N1	30-SEP-2005 12:16:41	Bright	33.500	82	48Bet UMa	2.3650	10600.	67	18743	No
127	GOM_NL__2PRFIN20050930_121953_000000332041_00152_18743_8137.N1	30-SEP-2005 12:19:53	Bright	32.500	174	52Psi UMa	3.0040	4400.0	65	18743	No
128	GOM_NL__2PRFIN20050930_122632_000000352041_00152_18743_8138.N1	30-SEP-2005 12:26:32	Bright	35.000	166	17Eps Leo	2.9800	6000.0	70	18743	No
129	GOM_NL__2PRFIN20050930_123605_000000542041_00152_18743_8139.N1	30-SEP-2005 12:36:05	Twilight	53.500	48	30Alp Hya	1.9770	4100.0	107	18743	No
130	GOM_NL__2PRFIN20050930_124545_000000422041_00152_18743_8140.N1	30-SEP-2005 12:45:45	Dark	42.000	65	Lam Vel	2.2040	4400.0	84	18743	No
131	GOM_NL__2PRFIN20050930_124903_000000372041_00152_18743_8141.N1	30-SEP-2005 12:49:03	Dark	37.000	46	Del Vel	1.9540	10600.	74	18743	No
132	GOM_NL__2PRFIN20050930_125038_000000492041_00153_18744_8142.N1	30-SEP-2005 12:50:38	Dark	49.000	41	Eps Car	1.8600	4100.0	98	18744	No
133	GOM_NL__2PRFIN20050930_130251_000000392041_00153_18744_8126.N1	30-SEP-2005 13:02:51	Dark	38.500	143	Alp Hyi	2.8570	7200.0	77	18744	No
134	GOM_NL__2PRFIN20050930_130419_000000432041_00153_18744_8127.N1	30-SEP-2005 13:04:19	Dark	42.500	9	Alp Eri	0.45300	24000.	85	18744	No
135	GOM_NL__2PRFIN20050930_130942_000000422041_00153_18744_8128.N1	30-SEP-2005 13:09:42	Straylight	42.000	84	Alp Phe	2.3970	4500.0	84	18744	No
136	GOM_NL__2PRFIN20050930_131422_000000432041_00153_18744_8129.N1	30-SEP-2005 13:14:22	Straylight	42.500	18	24Alp PsA	1.1660	9700.0	85	18744	No
137	GOM_NL__2PRFIN20050930_132649_000000372041_00153_18744_8130.N1	30-SEP-2005 13:26:49	Bright	36.500	90	54Alp Peg	2.4870	11000.	73	18744	No
138	GOM_NL__2PRFIN20050930_133028_000000342041_00153_18744_8131.N1	30-SEP-2005 13:30:28	Bright	34.000	93	53Bet Peg	2.5200	3100.0	68	18744	No
139	GOM_NL__2PRFIN20050930_134040_000000362041_00153_18744_8132.N1	30-SEP-2005 13:40:40	Bright	36.000	89	5Alp Cep	2.4510	8000.0	72	18744	No
140	GOM_NL__2PRFIN20050930_134750_000000362041_00153_18744_8133.N1	30-SEP-2005 13:47:50	Bright	35.500	49	1Alp UMi	1.9900	6300.0	71	18744	No
141	GOM_NL__2PRFIN20050930_134952_000000372041_00153_18744_8134.N1	30-SEP-2005 13:49:52	Bright	36.500	60	7Bet UMi	2.0810	3950.0	73	18744	No
142	GOM_NL__2PRFIN20050930_135547_000000372041_00153_18744_8135.N1	30-SEP-2005 13:55:47	Bright	37.000	36	50Alp UMa	1.8000	6300.0	74	18744	No
143	GOM_NL__2PRFIN20050930_135717_000000362041_00153_18744_8136.N1	30-SEP-2005 13:57:17	Bright	35.500	82	48Bet UMa	2.3650	10600.	71	18744	No
144	GOM_NL__2PRFIN20050930_140030_000000342041_00153_18744_8137.N1	30-SEP-2005 14:00:30	Bright	33.500	174	52Psi UMa	3.0040	4400.0	67	18744	No
145	GOM_NL__2PRFIN20050930_140708_000000352041_00153_18744_8138.N1	30-SEP-2005 14:07:08	Bright	35.000	166	17Eps Leo	2.9800	6000.0	70	18744	No
146	GOM_NL__2PRFIN20050930_141641_000000452041_00153_18744_8139.N1	30-SEP-2005 14:16:41	Twilight	45.000	48	30Alp Hya	1.9770	4100.0	90	18744	No
147	GOM_NL__2PRFIN20050930_142622_000000452041_00153_18744_8140.N1	30-SEP-2005 14:26:22	Dark	44.500	65	Lam Vel	2.2040	4400.0	89	18744	No
148	GOM_NL__2PRFIN20050930_142939_000000392041_00153_18744_8141.N1	30-SEP-2005 14:29:39	Dark	38.500	46	Del Vel	1.9540	10600.	77	18744	No
149	GOM_NL__2PRFIN20050930_143115_000000402041_00154_18745_8142.N1	30-SEP-2005 14:31:15	Dark	39.500	41	Eps Car	1.8600	4100.0	79	18745	No
150	GOM_NL__2PRFIN20050930_144328_000000382041_00154_18745_8126.N1	30-SEP-2005 14:43:28	Dark	37.500	143	Alp Hyi	2.8570	7200.0	75	18745	No
151	GOM_NL__2PRFIN20050930_144456_000000462041_00154_18745_8127.N1	30-SEP-2005 14:44:56	Dark	45.500	9	Alp Eri	0.45300	24000.	91	18745	No
152	GOM_NL__2PRFIN20050930_145018_000000452041_00154_18745_8128.N1	30-SEP-2005 14:50:18	Straylight	44.500	84	Alp Phe	2.3970	4500.0	89	18745	No
153	GOM_NL__2PRFIN20050930_145458_000000422041_00154_18745_8129.N1	30-SEP-2005 14:54:58	Straylight	41.500	18	24Alp PsA	1.1660	9700.0	83	18745	No
154	GOM_NL__2PRFIN20050930_150725_000000362041_00154_18745_8130.N1	30-SEP-2005 15:07:25	Bright	36.000	90	54Alp Peg	2.4870	11000.	72	18745	No
155	GOM_NL__2PRFIN20050930_151104_000000372041_00154_18745_8131.N1	30-SEP-2005 15:11:04	Bright	37.000	93	53Bet Peg	2.5200	3100.0	74	18745	No
156	GOM_NL__2PRFIN20050930_152117_000000362041_00154_18745_8132.N1	30-SEP-2005 15:21:17	Bright	36.000	89	5Alp Cep	2.4510	8000.0	72	18745	No
157	GOM_NL__2PRFIN20050930_152826_000000362041_00154_18745_8133.N1	30-SEP-2005 15:28:26	Bright	35.500	49	1Alp UMi	1.9900	6300.0	71	18745	No
158	GOM_NL__2PRFIN20050930_153028_000000372041_00154_18745_8134.N1	30-SEP-2005 15:30:28	Bright	36.500	60	7Bet UMi	2.0810	3950.0	73	18745	No
159	GOM_NL__2PRFIN20050930_153623_000000372041_00154_18745_8135.N1	30-SEP-2005 15:36:23	Bright	36.500	36	50Alp UMa	1.8000	6300.0	73	18745	No
160	GOM_NL__2PRFIN20050930_153753_000000342041_00154_18745_8136.N1	30-SEP-2005 15:37:53	Bright	33.500	82	48Bet UMa	2.3650	10600.	67	18745	No

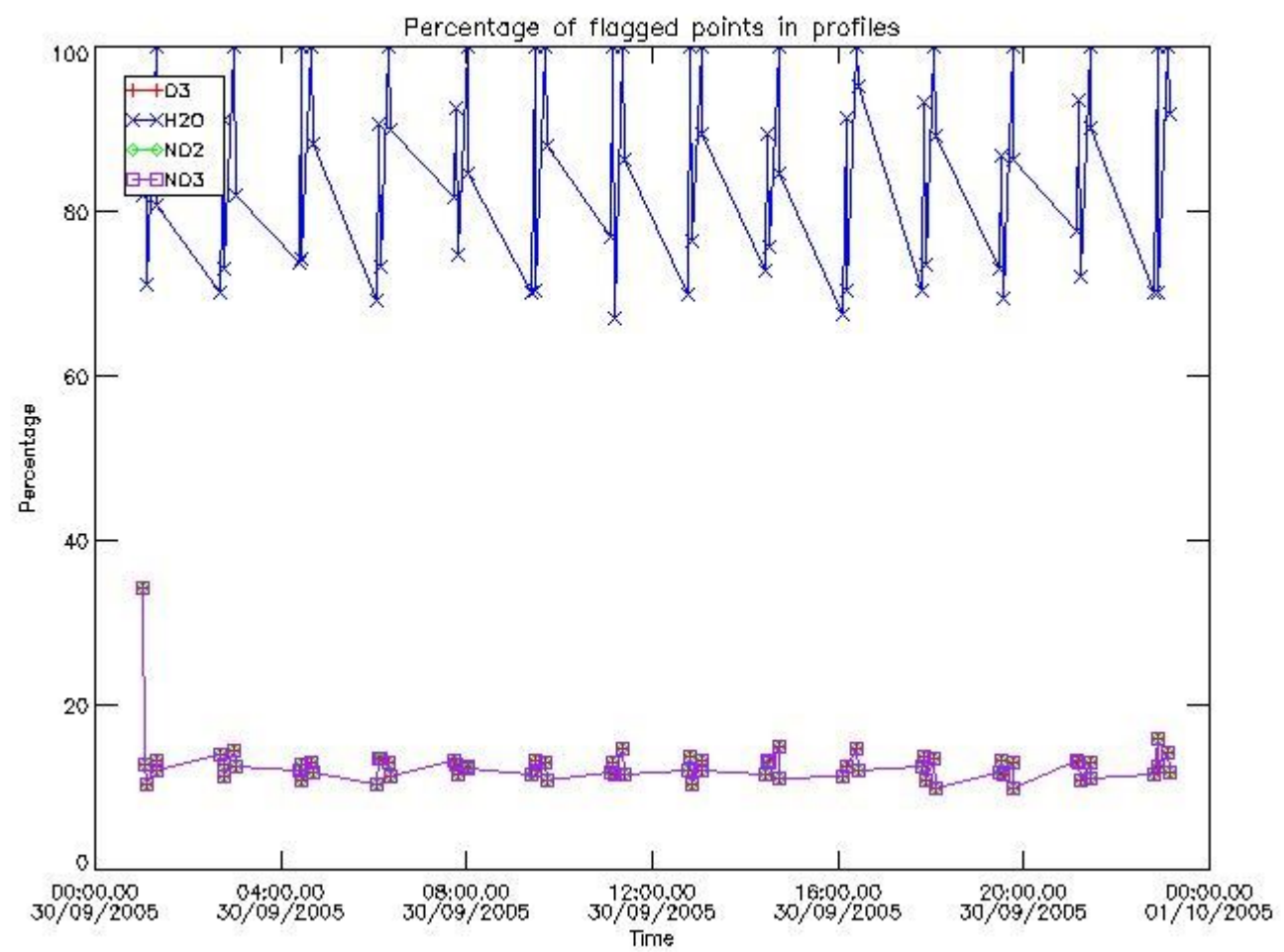
161	GOM_NL__2PRFIN20050930_154106_000000402041_00154_18745_8137.N1	30-SEP-2005 15:41:06	Bright	39.500	174	52Psi UMa	3.0040	4400.0	79	18745	No
162	GOM_NL__2PRFIN20050930_154745_000000352041_00154_18745_8138.N1	30-SEP-2005 15:47:45	Bright	35.000	166	17Eps Leo	2.9800	6000.0	70	18745	No
163	GOM_NL__2PRFIN20050930_155717_000000482041_00154_18745_8139.N1	30-SEP-2005 15:57:17	Twilight	47.500	48	30Alp Hya	1.9770	4100.0	95	18745	No
164	GOM_NL__2PRFIN20050930_160658_000000452041_00154_18745_8140.N1	30-SEP-2005 16:06:58	Dark	45.000	65	Lam Vel	2.2040	4400.0	90	18745	No
165	GOM_NL__2PRFIN20050930_161016_000000412041_00154_18745_8141.N1	30-SEP-2005 16:10:16	Dark	40.500	46	Del Vel	1.9540	10600.	81	18745	No
166	GOM_NL__2PRFIN20050930_161151_000000412041_00155_18746_8142.N1	30-SEP-2005 16:11:51	Dark	41.000	41	Eps Car	1.8600	4100.0	82	18746	No
167	GOM_NL__2PRFIN20050930_162404_000000382041_00155_18746_8126.N1	30-SEP-2005 16:24:04	Dark	38.000	143	Alp Hyi	2.8570	7200.0	76	18746	No
168	GOM_NL__2PRFIN20050930_162532_000000422041_00155_18746_8127.N1	30-SEP-2005 16:25:32	Dark	41.500	9	Alp Eri	0.45300	24000.	83	18746	No
169	GOM_NL__2PRFIN20050930_163054_000000422041_00155_18746_8128.N1	30-SEP-2005 16:30:54	Straylight	42.000	84	Alp Phe	2.3970	4500.0	84	18746	No
170	GOM_NL__2PRFIN20050930_163534_000000432041_00155_18746_8129.N1	30-SEP-2005 16:35:34	Straylight	43.000	18	24Alp PsA	1.1660	9700.0	86	18746	No
171	GOM_NL__2PRFIN20050930_164801_000000372041_00155_18746_8130.N1	30-SEP-2005 16:48:01	Bright	36.500	90	54Alp Peg	2.4870	11000.	73	18746	No
172	GOM_NL__2PRFIN20050930_165140_000000362041_00155_18746_8131.N1	30-SEP-2005 16:51:40	Bright	35.500	93	53Bet Peg	2.5200	3100.0	71	18746	No
173	GOM_NL__2PRFIN20050930_170153_000000362041_00155_18746_8132.N1	30-SEP-2005 17:01:53	Bright	35.500	89	5Alp Cep	2.4510	8000.0	71	18746	No
174	GOM_NL__2PRFIN20050930_170902_000000362041_00155_18746_8133.N1	30-SEP-2005 17:09:02	Bright	36.000	49	1Alp UMi	1.9900	6300.0	72	18746	No
175	GOM_NL__2PRFIN20050930_171104_000000372041_00155_18746_8134.N1	30-SEP-2005 17:11:04	Bright	37.000	60	7Bet UMi	2.0810	3950.0	74	18746	No
176	GOM_NL__2PRFIN20050930_171659_000000342041_00155_18746_8135.N1	30-SEP-2005 17:16:59	Bright	34.000	36	50Alp UMa	1.8000	6300.0	68	18746	No
177	GOM_NL__2PRFIN20050930_171829_000000332041_00155_18746_8136.N1	30-SEP-2005 17:18:29	Bright	33.000	82	48Bet UMa	2.3650	10600.	66	18746	No
178	GOM_NL__2PRFIN20050930_172142_000000332041_00155_18746_8137.N1	30-SEP-2005 17:21:42	Bright	32.500	174	52Psi UMa	3.0040	4400.0	65	18746	No
179	GOM_NL__2PRFIN20050930_172821_000000362041_00155_18746_8138.N1	30-SEP-2005 17:28:21	Bright	35.500	166	17Eps Leo	2.9800	6000.0	71	18746	No
180	GOM_NL__2PRFIN20050930_173754_000000462041_00155_18746_8139.N1	30-SEP-2005 17:37:54	Twilight	45.500	48	30Alp Hya	1.9770	4100.0	91	18746	No
181	GOM_NL__2PRFIN20050930_174734_000000412041_00155_18746_8140.N1	30-SEP-2005 17:47:34	Dark	41.000	65	Lam Vel	2.2040	4400.0	82	18746	No
182	GOM_NL__2PRFIN20050930_175052_000000372041_00155_18746_8141.N1	30-SEP-2005 17:50:52	Dark	37.000	46	Del Vel	1.9540	10600.	74	18746	No
183	GOM_NL__2PRFIN20050930_175227_000000482041_00156_18747_8142.N1	30-SEP-2005 17:52:27	Dark	47.500	41	Eps Car	1.8600	4100.0	95	18747	No
184	GOM_NL__2PRFIN20050930_180441_000000382041_00156_18747_8126.N1	30-SEP-2005 18:04:41	Dark	37.500	143	Alp Hyi	2.8570	7200.0	75	18747	No
185	GOM_NL__2PRFIN20050930_180608_000000512041_00156_18747_8127.N1	30-SEP-2005 18:06:08	Dark	50.500	9	Alp Eri	0.45300	24000.	101	18747	No
186	GOM_NL__2PRFIN20050930_181130_000000452041_00156_18747_8128.N1	30-SEP-2005 18:11:30	Straylight	44.500	84	Alp Phe	2.3970	4500.0	89	18747	No
187	GOM_NL__2PRFIN20050930_181610_000000412041_00156_18747_8129.N1	30-SEP-2005 18:16:10	Straylight	41.000	18	24Alp PsA	1.1660	9700.0	82	18747	No
188	GOM_NL__2PRFIN20050930_182838_000000372041_00156_18747_8130.N1	30-SEP-2005 18:28:38	Bright	36.500	90	54Alp Peg	2.4870	11000.	73	18747	No
189	GOM_NL__2PRFIN20050930_183216_000000362041_00156_18747_8131.N1	30-SEP-2005 18:32:16	Bright	36.000	93	53Bet Peg	2.5200	3100.0	72	18747	No
190	GOM_NL__2PRFIN20050930_184229_000000362041_00156_18747_8132.N1	30-SEP-2005 18:42:29	Bright	35.500	89	5Alp Cep	2.4510	8000.0	71	18747	No
191	GOM_NL__2PRFIN20050930_184938_000000372041_00156_18747_8133.N1	30-SEP-2005 18:49:38	Bright	37.000	49	1Alp UMi	1.9900	6300.0	74	18747	No
192	GOM_NL__2PRFIN20050930_185141_000000362041_00156_18747_8134.N1	30-SEP-2005 18:51:41	Bright	36.000	60	7Bet UMi	2.0810	3950.0	72	18747	No
193	GOM_NL__2PRFIN20050930_185735_000000352041_00156_18747_8135.N1	30-SEP-2005 18:57:35	Bright	34.500	36	50Alp UMa	1.8000	6300.0	69	18747	No
194	GOM_NL__2PRFIN20050930_185905_000000332041_00156_18747_8136.N1	30-SEP-2005 18:59:05	Bright	33.000	82	48Bet UMa	2.3650	10600.	66	18747	No
195	GOM_NL__2PRFIN20050930_190218_000000342041_00156_18747_8137.N1	30-SEP-2005 19:02:18	Bright	34.000	174	52Psi UMa	3.0040	4400.0	68	18747	No
196	GOM_NL__2PRFIN20050930_190857_000000372041_00156_18747_8138.N1	30-SEP-2005 19:08:57	Bright	36.500	166	17Eps Leo	2.9800	6000.0	73	18747	No
197	GOM_NL__2PRFIN20050930_191830_000000452041_00156_18747_8139.N1	30-SEP-2005 19:18:30	Twilight	45.000	48	30Alp Hya	1.9770	4100.0	90	18747	No
198	GOM_NL__2PRFIN20050930_192811_000000432041_00156_18747_8140.N1	30-SEP-2005 19:28:11	Dark	43.000	65	Lam Vel	2.2040	4400.0	86	18747	No
199	GOM_NL__2PRFIN20050930_193128_000000392041_00156_18747_8141.N1	30-SEP-2005 19:31:28	Dark	38.500	46	Del Vel	1.9540	10600.	77	18747	No
200	GOM_NL__2PRFIN20050930_193304_000000452041_00157_18748_8142.N1	30-SEP-2005 19:33:04	Dark	44.500	41	Eps Car	1.8600	4100.0	89	18748	No
201	GOM_NL__2PRFIN20050930_194517_000000392041_00157_18748_8126.N1	30-SEP-2005 19:45:17	Dark	39.000	143	Alp Hyi	2.8570	7200.0	78	18748	No
202	GOM_NL__2PRFIN20050930_194645_000000512041_00157_18748_8127.N1	30-SEP-2005 19:46:45	Dark	50.500	9	Alp Eri	0.45300	24000.	101	18748	No
203	GOM_NL__2PRFIN20050930_195207_000000442041_00157_18748_8128.N1	30-SEP-2005 19:52:07	Straylight	44.000	84	Alp Phe	2.3970	4500.0	88	18748	No
204	GOM_NL__2PRFIN20050930_195646_000000392041_00157_18748_8129.N1	30-SEP-2005 19:56:46	Straylight	38.500	18	24Alp PsA	1.1660	9700.0	77	18748	No
205	GOM_NL__2PRFIN20050930_200913_000000362041_00157_18748_8130.N1	30-SEP-2005 20:09:13	Bright	36.000	90	54Alp Peg	2.4870	11000.	72	18748	No
206	GOM_NL__2PRFIN20050930_201252_000000362041_00157_18748_8131.N1	30-SEP-2005 20:12:52	Bright	35.500	93	53Bet Peg	2.5200	3100.0	71	18748	No
207	GOM_NL__2PRFIN20050930_202305_000000352041_00157_18748_8132.N1	30-SEP-2005 20:23:05	Bright	35.000	89	5Alp Cep	2.4510	8000.0	70	18748	No
208	GOM_NL__2PRFIN20050930_203014_000000372041_00157_18748_8133.N1	30-SEP-2005 20:30:14	Bright	36.500	49	1Alp UMi	1.9900	6300.0	73	18748	No
209	GOM_NL__2PRFIN20050930_203217_000000362041_00157_18748_8134.N1	30-SEP-2005 20:32:17	Bright	36.000	60	7Bet UMi	2.0810	3950.0	72	18748	No
210	GOM_NL__2PRFIN20050930_203811_000000352041_00157_18748_8135.N1	30-SEP-2005 20:38:11	Bright	34.500	36	50Alp UMa	1.8000	6300.0	69	18748	No
211	GOM_NL__2PRFIN20050930_203941_000000352041_00157_18748_8136.N1	30-SEP-2005 20:39:41	Bright	35.000	82	48Bet UMa	2.3650	10600.	70	18748	No
212	GOM_NL__2PRFIN20050930_204254_000000332041_00157_18748_8137.N1	30-SEP-2005 20:42:54	Bright	33.000	174	52Psi UMa	3.0040	4400.0	66	18748	No
213	GOM_NL__2PRFIN20050930_204933_000000382041_00157_18748_8138.N1	30-SEP-2005 20:49:33	Bright	37.500	166	17Eps Leo	2.9800	6000.0	75	18748	No
214	GOM_NL__2PRFIN20050930_205906_000000482041_00157_18748_8139.N1	30-SEP-2005 20:59:06	Twilight	48.000	48	30Alp Hya	1.9770	4100.0	96	18748	No
215	GOM_NL__2PRFIN20050930_210847_000000392041_00157_18748_8140.N1	30-SEP-2005 21:08:47	Dark	38.500	65	Lam Vel	2.2040	4400.0	77	18748	No
216	GOM_NL__2PRFIN20050930_211205_000000392041_00157_18748_8141.N1	30-SEP-2005 21:12:05	Dark	39.000	46	Del Vel	1.9540	10600.	78	18748	No
217	GOM_NL__2PRFIN20050930_211340_000000472041_00158_18749_8142.N1	30-SEP-2005 21:13:40	Dark	47.000	41	Eps Car	1.8600	4100.0	94	18749	No
218	GOM_NL__2PRFIN20050930_212553_000000402041_00158_18749_8140.N1	30-SEP-2005 21:25:53	Dark	39.500	143	Alp Hyi	2.8570	7200.0	79	18749	No
219	GOM_NL__2PRFIN20050930_212721_000000462041_00158_18749_8141.N1	30-SEP-2005 21:27:21	Dark	45.500	9	Alp Eri	0.45300	24000.	91	18749	No

220	GOM_NL__2PRFIN20050930_213243_000000402041_00158_18749_8142.N1	30-SEP-2005 21:32:43	Straylight	39.500	84	Alp Phe	2.3970	4500.0	79	18749	No
221	GOM_NL__2PRFIN20050930_213722_000000412041_00158_18749_8143.N1	30-SEP-2005 21:37:22	Straylight	41.000	18	24Alp PsA	1.1660	9700.0	82	18749	No
222	GOM_NL__2PRFIN20050930_214949_000000362041_00158_18749_8144.N1	30-SEP-2005 21:49:49	Bright	36.000	90	54Alp Peg	2.4870	11000.	72	18749	No
223	GOM_NL__2PRFIN20050930_215328_000000382041_00158_18749_8145.N1	30-SEP-2005 21:53:28	Bright	38.000	93	53Bet Peg	2.5200	3100.0	76	18749	No
224	GOM_NL__2PRFIN20050930_220341_000000372041_00158_18749_8146.N1	30-SEP-2005 22:03:41	Bright	36.500	89	5Alp Cep	2.4510	8000.0	73	18749	No
225	GOM_NL__2PRFIN20050930_221050_000000362041_00158_18749_8147.N1	30-SEP-2005 22:10:50	Bright	36.000	49	1Alp UMi	1.9900	6300.0	72	18749	No
226	GOM_NL__2PRFIN20050930_221253_000000362041_00158_18749_8148.N1	30-SEP-2005 22:12:53	Bright	36.000	60	7Bet UMi	2.0810	3950.0	72	18749	No
227	GOM_NL__2PRFIN20050930_221847_000000352041_00158_18749_8149.N1	30-SEP-2005 22:18:47	Bright	35.000	36	50Alp UMa	1.8000	6300.0	70	18749	No
228	GOM_NL__2PRFIN20050930_222017_000000362041_00158_18749_8150.N1	30-SEP-2005 22:20:17	Bright	35.500	82	48Bet UMa	2.3650	10600.	71	18749	No
229	GOM_NL__2PRFIN20050930_222330_000000342041_00158_18749_8151.N1	30-SEP-2005 22:23:30	Bright	33.500	174	52Psi UMa	3.0040	4400.0	67	18749	No
230	GOM_NL__2PRFIN20050930_223009_000000482041_00158_18749_8152.N1	30-SEP-2005 22:30:09	Bright	48.000	166	17Eps Leo	2.9800	6000.0	96	18749	No
231	GOM_NL__2PRFIN20050930_223943_000000432041_00158_18749_8153.N1	30-SEP-2005 22:39:43	Twilight	43.000	48	30Alp Hya	1.9770	4100.0	86	18749	No
232	GOM_NL__2PRFIN20050930_224923_000000442041_00158_18749_8154.N1	30-SEP-2005 22:49:23	Dark	44.000	65	Lam Vel	2.2040	4400.0	88	18749	No
233	GOM_NL__2PRFIN20050930_225241_000000392041_00158_18749_8155.N1	30-SEP-2005 22:52:41	Dark	38.500	46	Del Vel	1.9540	10600.	77	18749	No
234	GOM_NL__2PRFIN20050930_225416_000000412041_00159_18750_8156.N1	30-SEP-2005 22:54:16	Dark	40.500	41	Eps Car	1.8600	4100.0	81	18750	No
235	GOM_NL__2PRFIN20050930_230629_000000402041_00159_18750_8140.N1	30-SEP-2005 23:06:29	Dark	39.500	143	Alp Hyi	2.8570	7200.0	79	18750	No
236	GOM_NL__2PRFIN20050930_230757_000000442041_00159_18750_8141.N1	30-SEP-2005 23:07:57	Dark	43.500	9	Alp Eri	0.45300	24000.	87	18750	No
237	GOM_NL__2PRFIN20050930_231319_000000432041_00159_18750_8142.N1	30-SEP-2005 23:13:19	Straylight	42.500	84	Alp Phe	2.3970	4500.0	85	18750	No
238	GOM_NL__2PRFIN20050930_231758_000000392041_00159_18750_8143.N1	30-SEP-2005 23:17:58	Straylight	38.500	18	24Alp PsA	1.1660	9700.0	77	18750	No
239	GOM_NL__2PRFIN20050930_233025_000000362041_00159_18750_8144.N1	30-SEP-2005 23:30:25	Bright	36.000	90	54Alp Peg	2.4870	11000.	72	18750	No
240	GOM_NL__2PRFIN20050930_233404_000000362041_00159_18750_8145.N1	30-SEP-2005 23:34:04	Bright	35.500	93	53Bet Peg	2.5200	3100.0	71	18750	No
241	GOM_NL__2PRFIN20050930_234417_000000372041_00159_18750_8146.N1	30-SEP-2005 23:44:17	Bright	36.500	89	5Alp Cep	2.4510	8000.0	73	18750	No
242	GOM_NL__2PRFIN20050930_235126_000000322041_00159_18750_8147.N1	30-SEP-2005 23:51:26	Bright	32.000	49	1Alp UMi	1.9900	6300.0	64	18750	No
243	GOM_NL__2PRFIN20050930_235329_000000322041_00159_18750_8148.N1	30-SEP-2005 23:53:29	Bright	32.000	60	7Bet UMi	2.0810	3950.0	64	18750	No
244	GOM_NL__2PRFIN20050930_235923_000000522041_00159_18750_8149.N1	30-SEP-2005 23:59:23	Bright	52.000	36	50Alp UMa	1.8000	6300.0	104	18750	No

3. Quality information per product

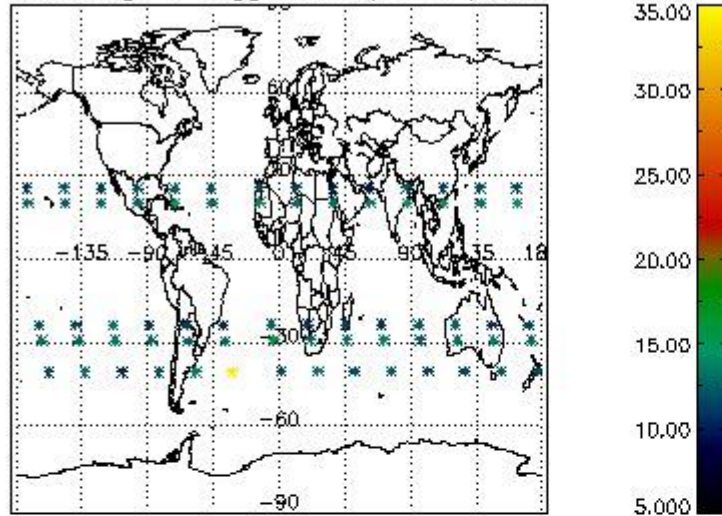
In this section it is plotted some information contained in the Quality Summary data set of the level 2 products. Only products in dark limb conditions and without errors (error flag in the MPH set to "0") are used.

3.1 Plot quality information per product (time dependant)

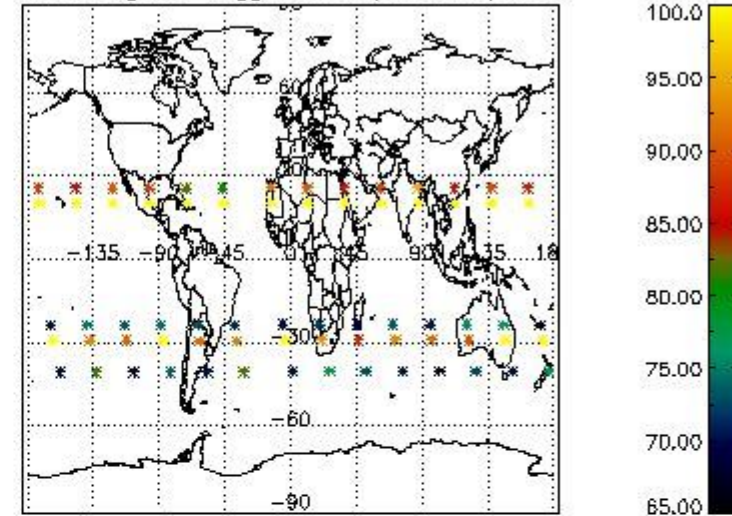


3.2 Plot quality information per product (world map)

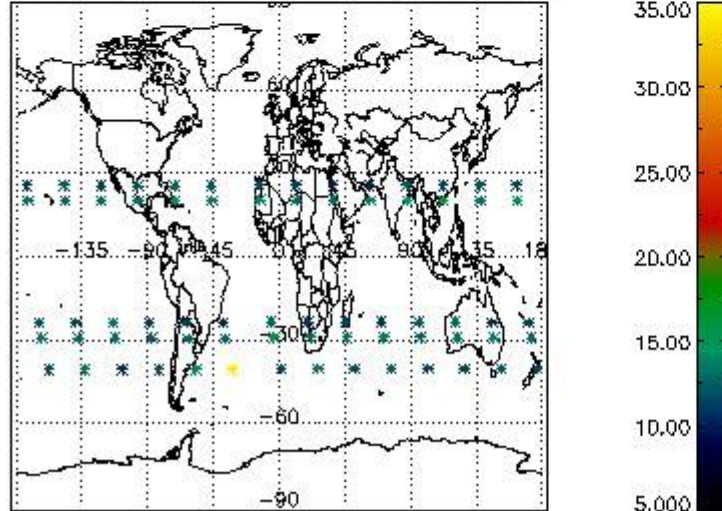
Percentage of flagged data per O3 profile



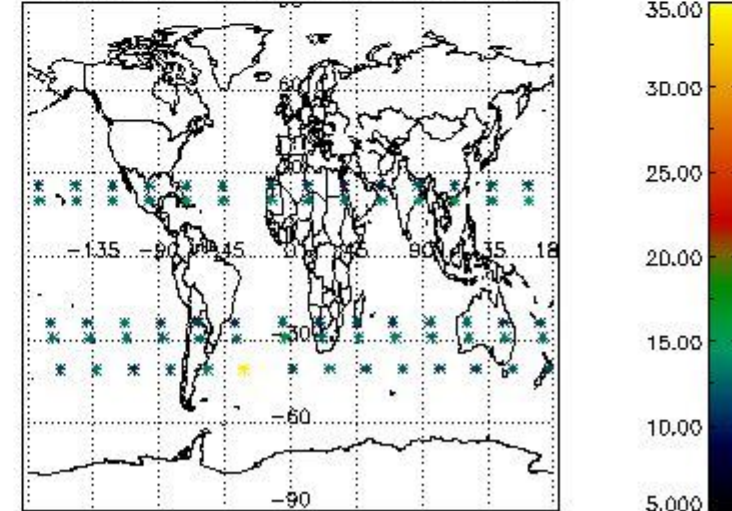
Percentage of flagged data per H2O profile



Percentage of flagged data per NO2 profile



Percentage of flagged data per NO3 profile

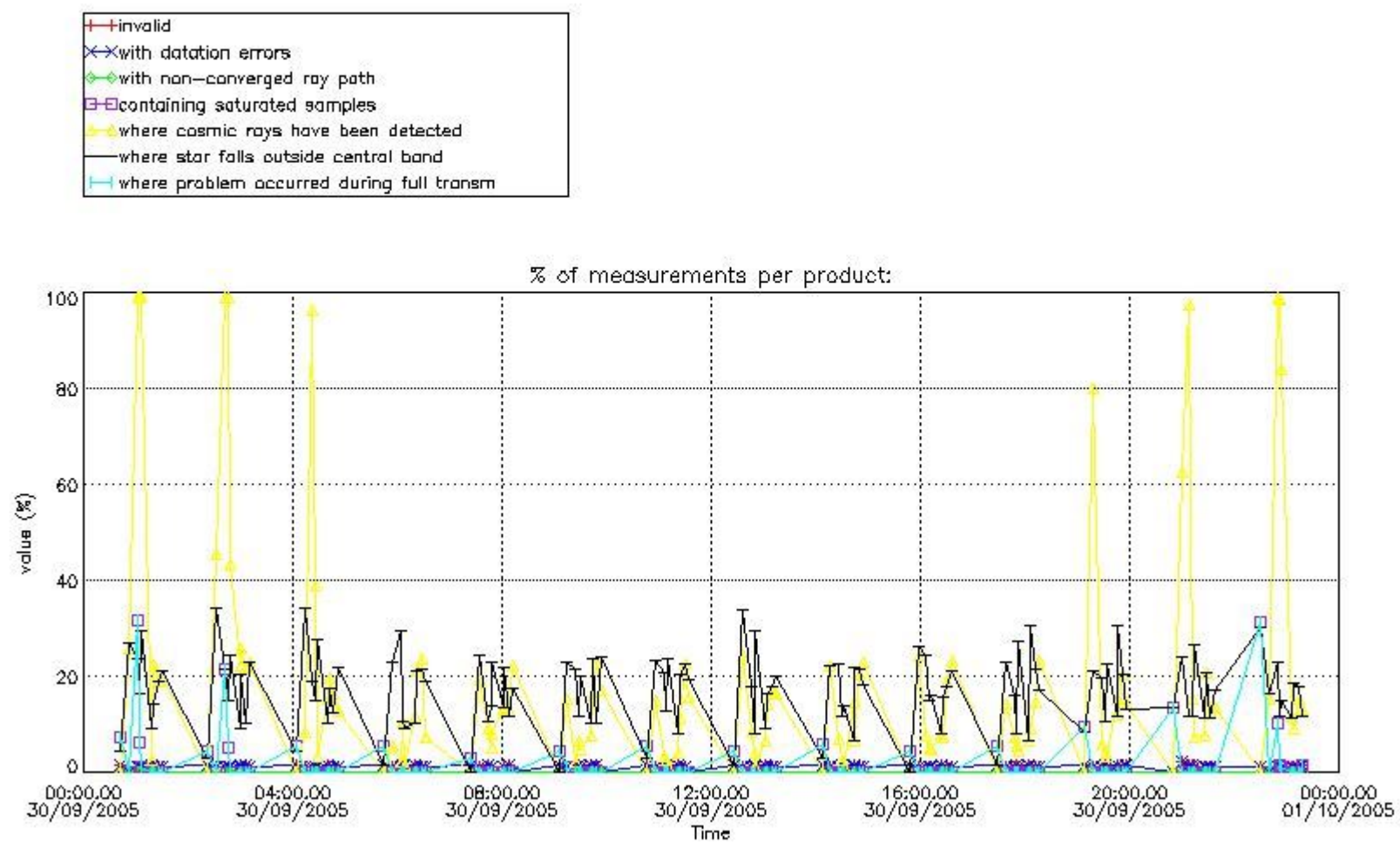


4. Level 1 quality information per product

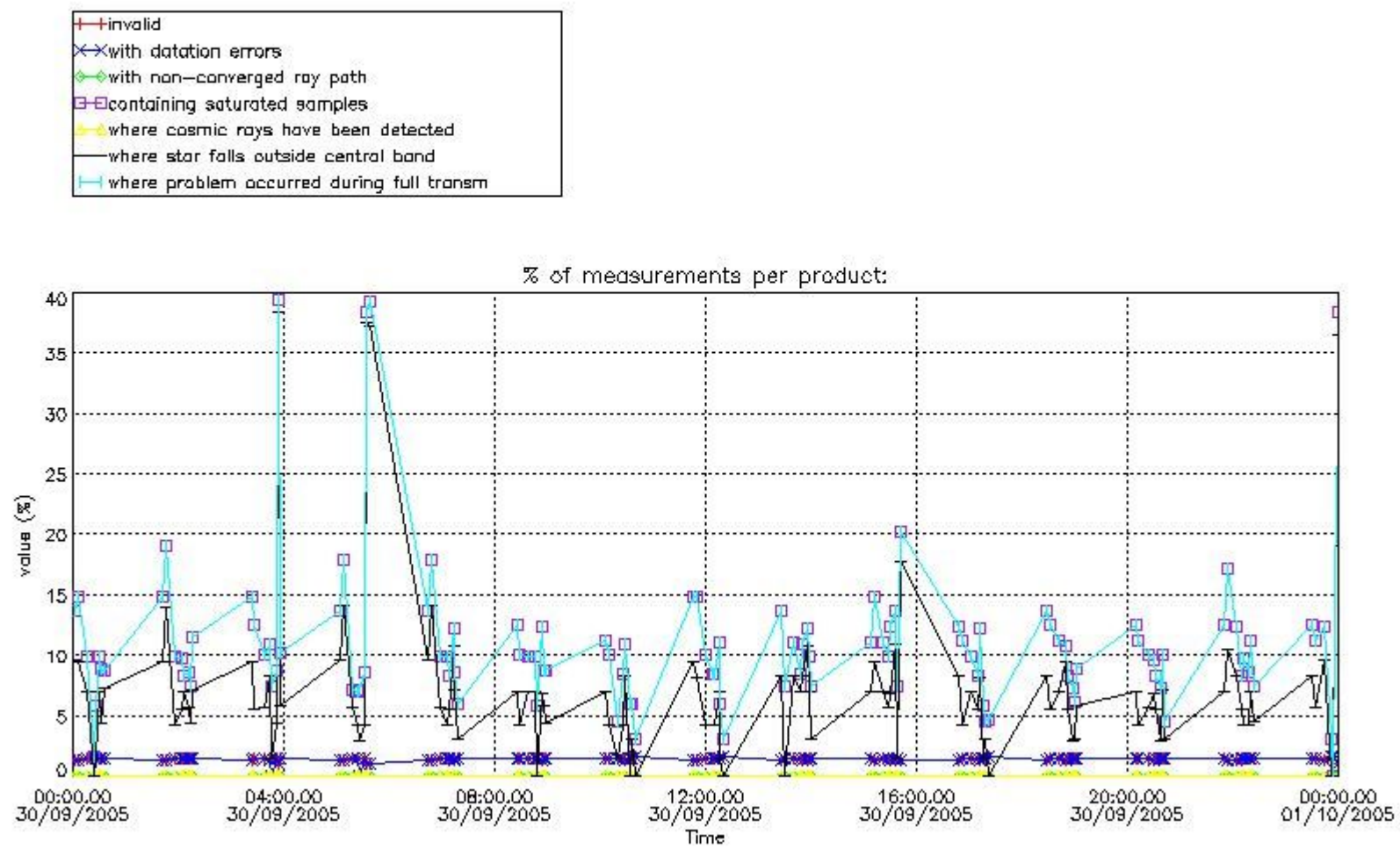
In this section it is plotted some information contained in the Quality Summary data set of the level 2 products that comes from the level 1b processing. Products without errors (error flag in the MPH set to "0") are used.

4.1 Plot quality information per product (time dependant) coming from level 1b processing

4.1.1 Plot level 1 quality information per product (time dependant): ENVISAT ASCENDING passes



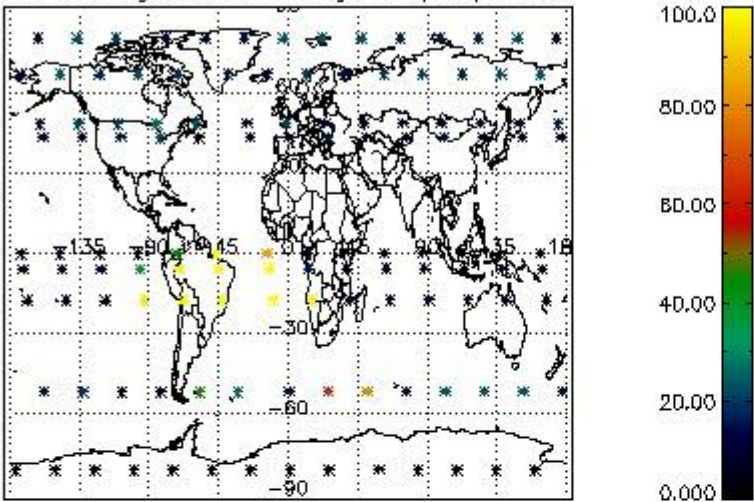
4.1.2 Plot level 1 quality information per product (time dependant): ENVI SAT DESCENDING passes



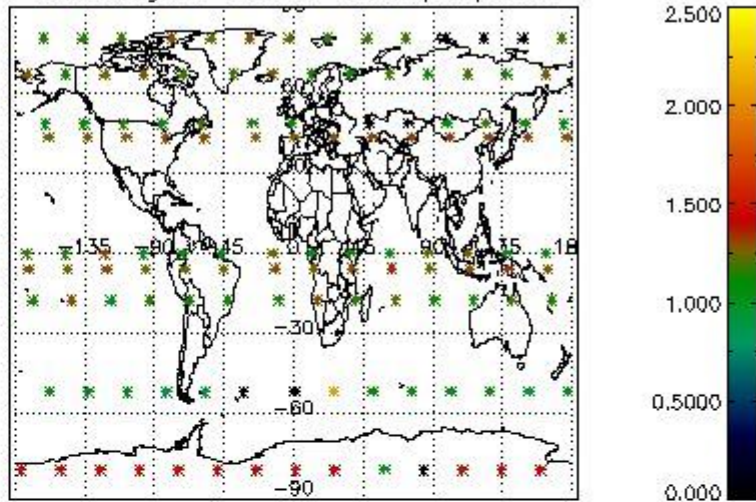
4.2 Plot quality information per product coming from level 1b processing (world map)

4.2.1 Plot level 1 quality information per product (world map): ENVISAT ASCENDING passes

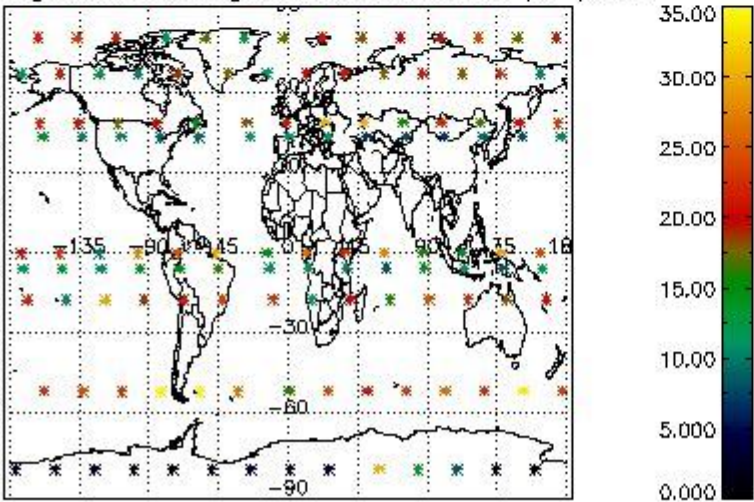
Percentage of cosmic ray hits per profile



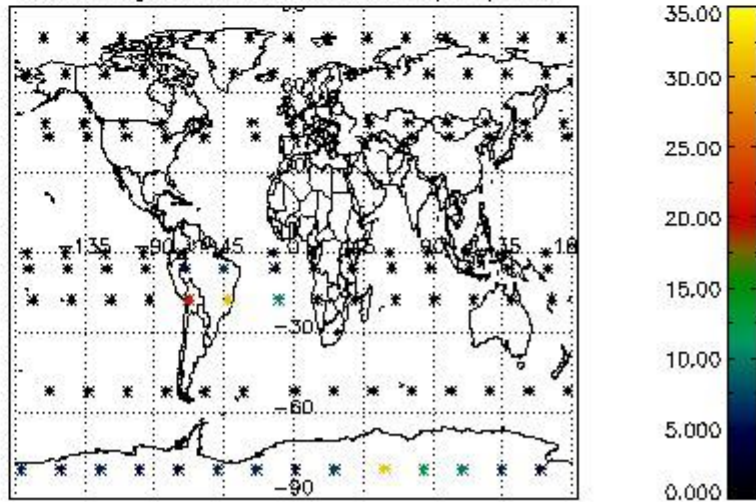
Percentage of datation errors per profile



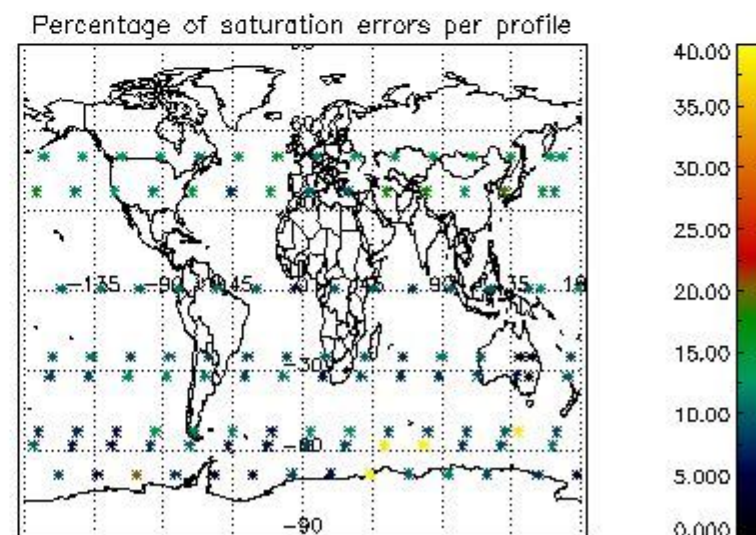
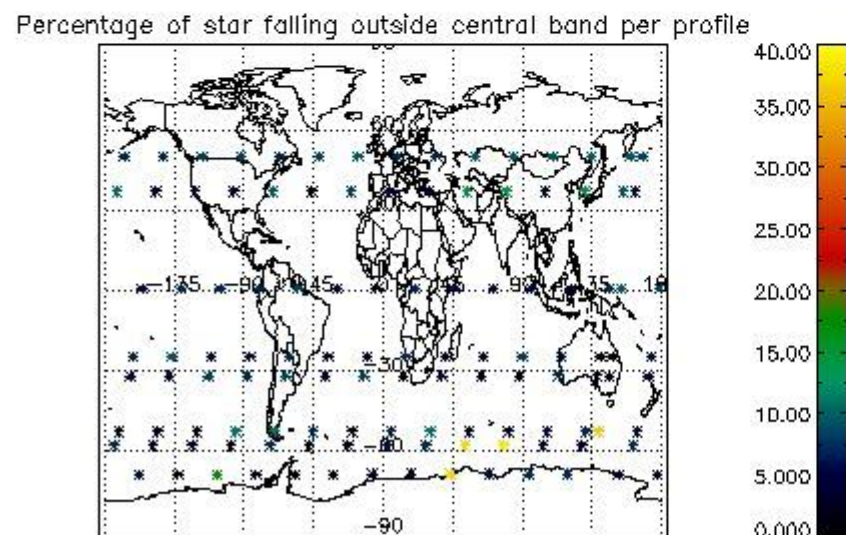
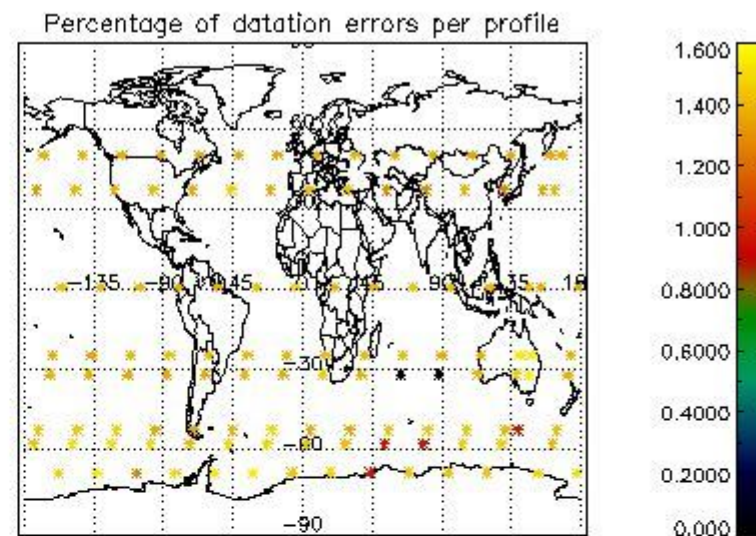
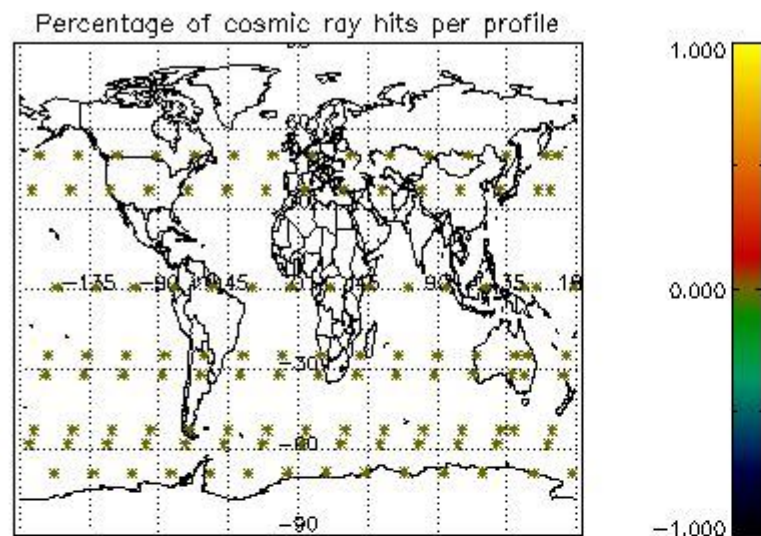
Percentage of star falling outside central band per profile



Percentage of saturation errors per profile



4.2.2 Plot level 1 quality information per product (world map): ENVISAT DESCENDING passes



5. Trace gas profiles

5.1 Ozone statistics based on quality of products

The final quality of the products can be "measured" using the STD (Standard Deviation) attached to every point profile. This information is written to the parameter GOM_NL__2P/NL_LOCAL_SPECIES_DENSITY/o3_std of the level 2 products. The table below shows the statistics for given STD ranges.

The statistics are given with respect to the overall valid production:

- Products without fatal errors: GOM_NL__2P/MPH/PRODUCT_ERR=0
- Valid point profile: GOM_NL__2P/NL_LOCAL_SPECIES_DENSITY/pcd(0)=0

The 'Criteria' is applied to valid points of dark limb products:

- Products in dark limb illumination condition: GOM_NL__2P/NL_SUMMARY_QUALITY/obs_ill_cond=0
- Products without fatal errors: GOM_NL__2P/MPH/PRODUCT_ERR=0
- Valid point profile: GOM_NL__2P/NL_LOCAL_SPECIES_DENSITY/pcd(0)=0

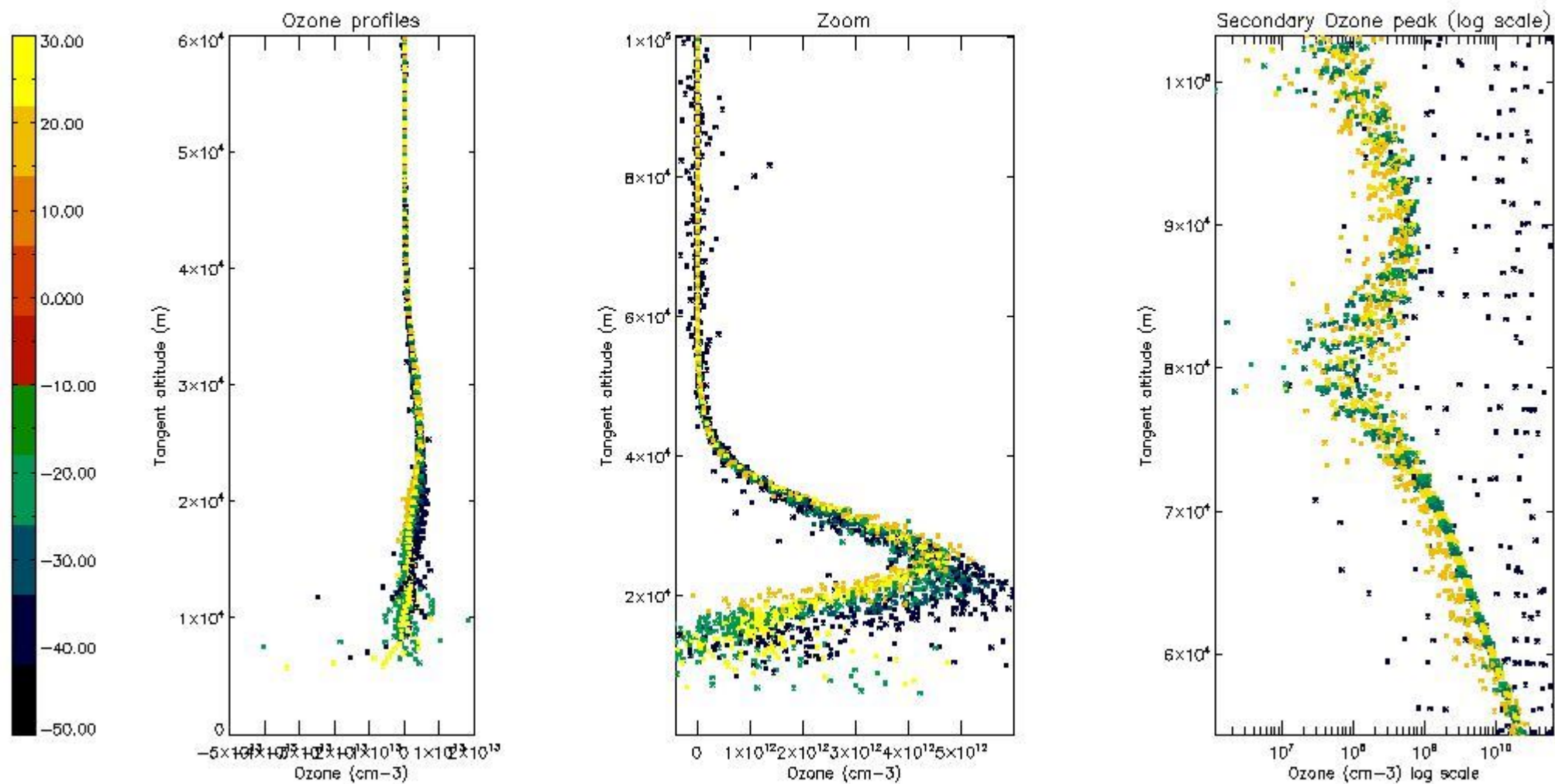
So, the table below shows the percentage of dark limb and valid observations for each criteria with respect to the overall valid daily observations.

Criteria	% of total production
All STD	32
STD < 20	18

STD < 10	14
STD < 5	7

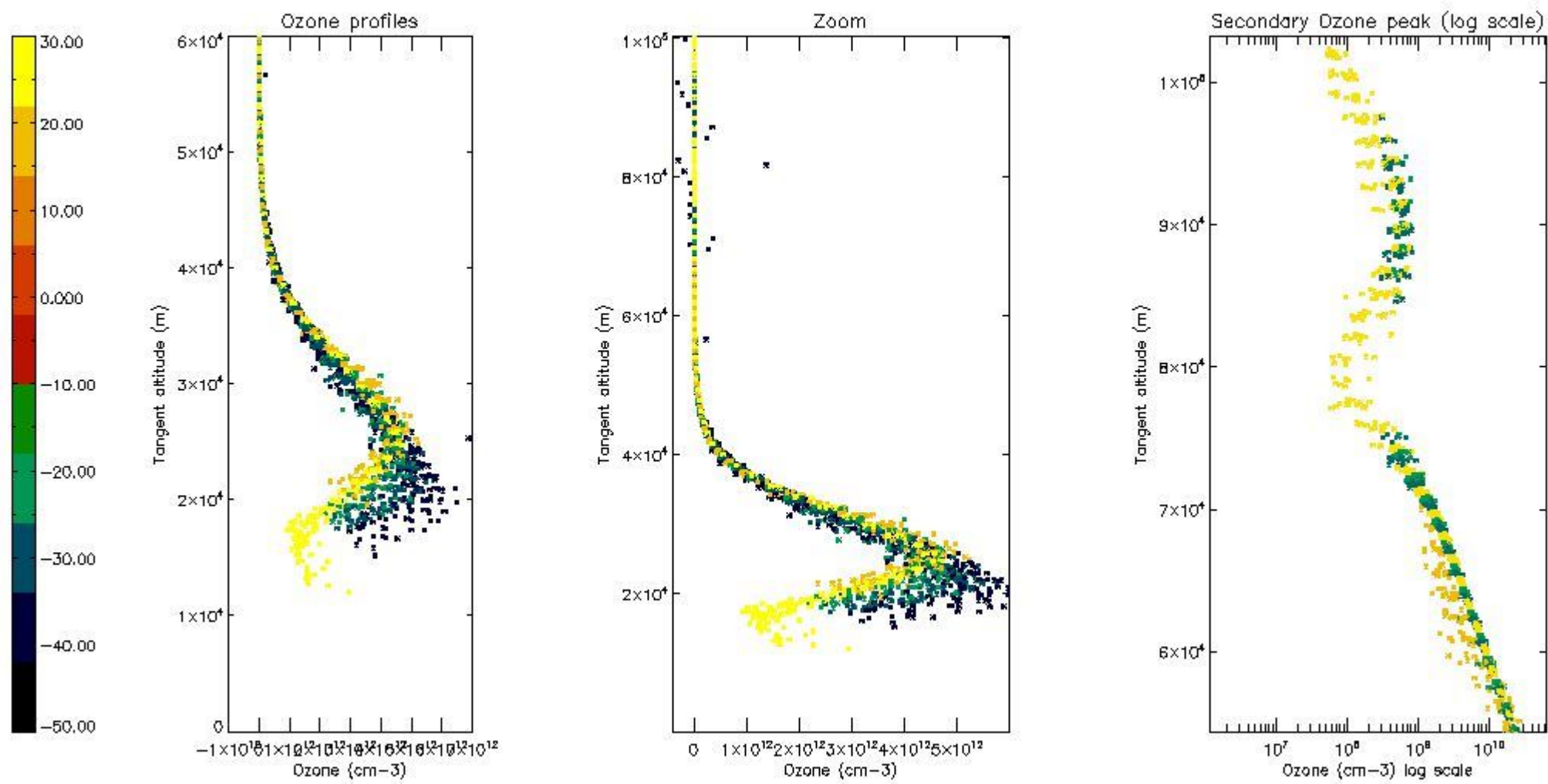
5.2 Plot ozone profiles for all STD (dark without errors)

The colorbar represents the latitude.



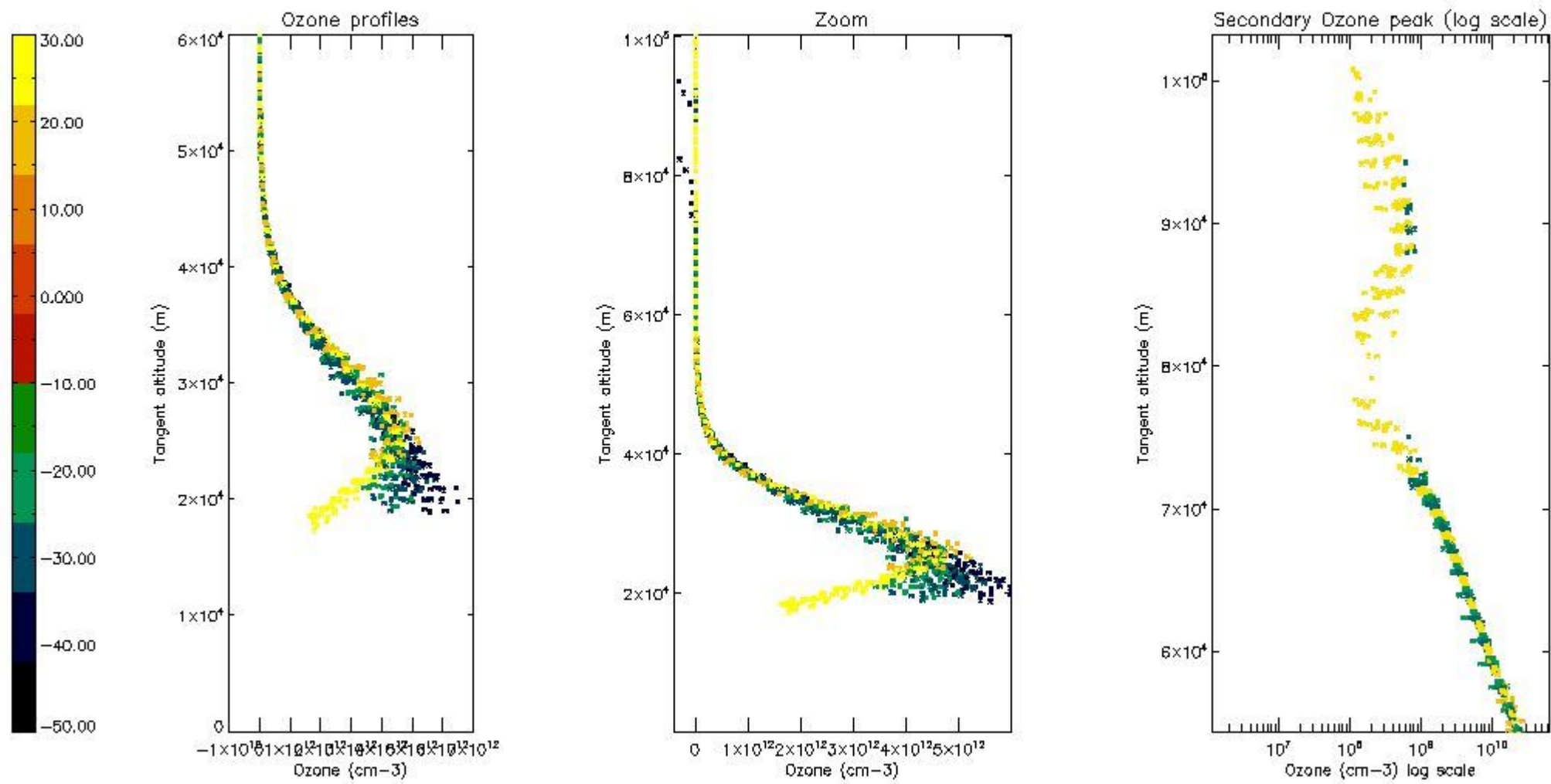
5.3 Plot ozone profiles where STD < 20% (dark without errors)

The colorbar represents the latitude.



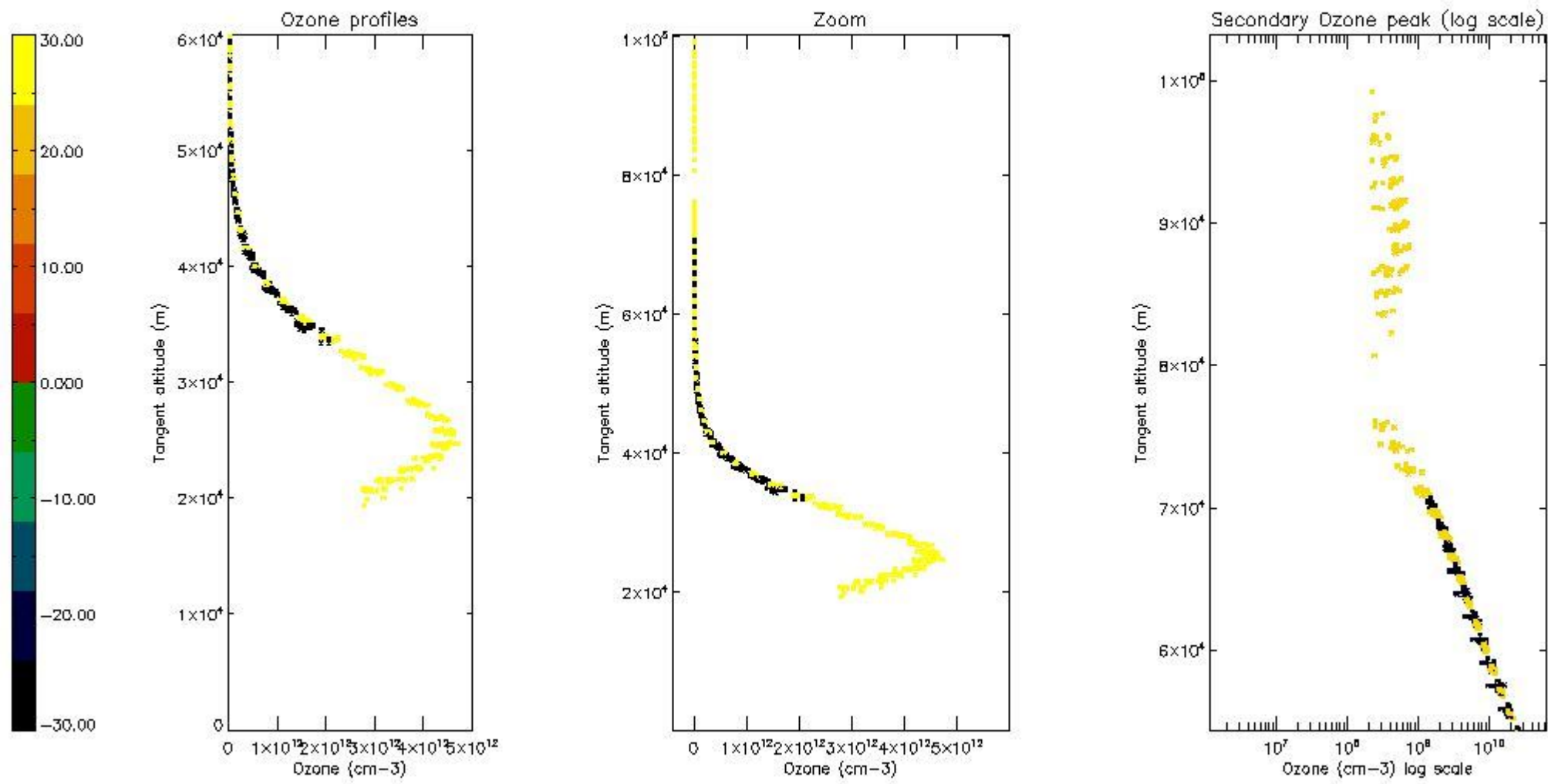
5.4 Plot ozone profiles where STD < 10% (dark without errors)

The colorbar represents the latitude.



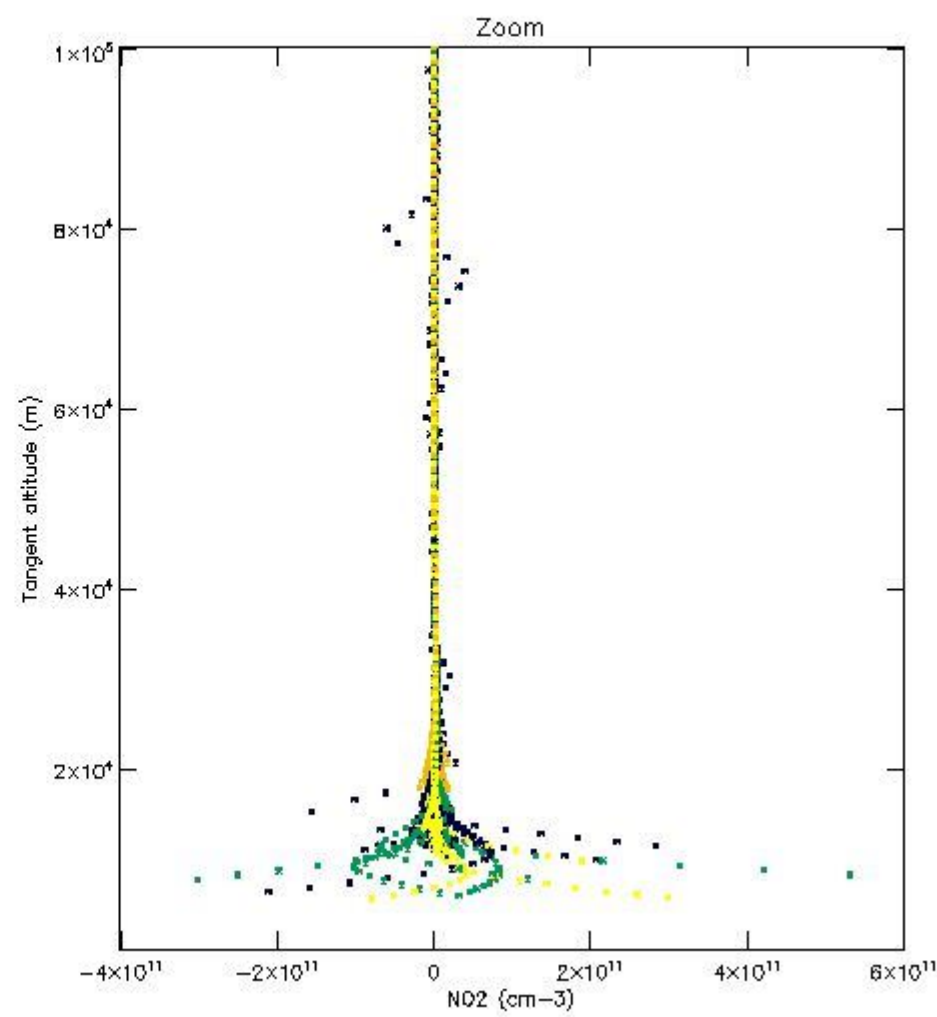
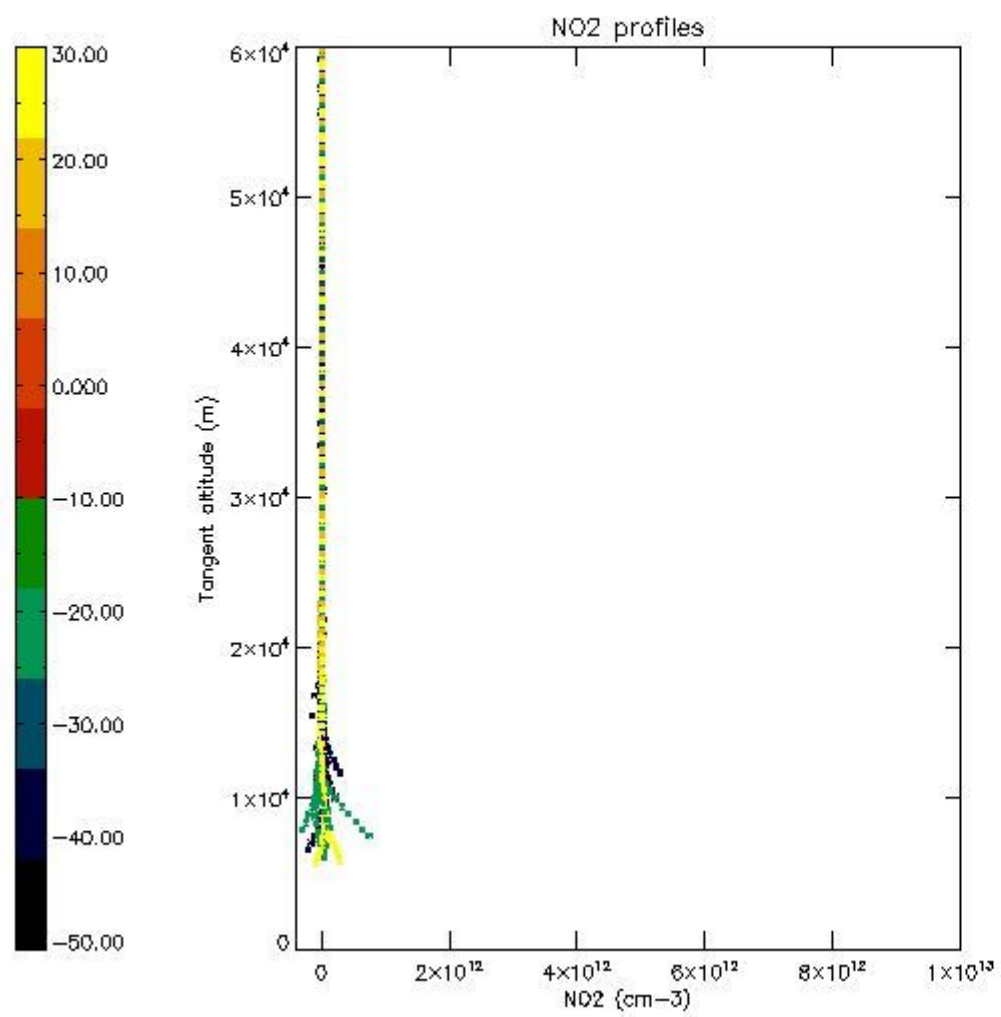
5.5 Plot ozone profiles where STD < 5% (dark without errors)

The colorbar represents the latitude.



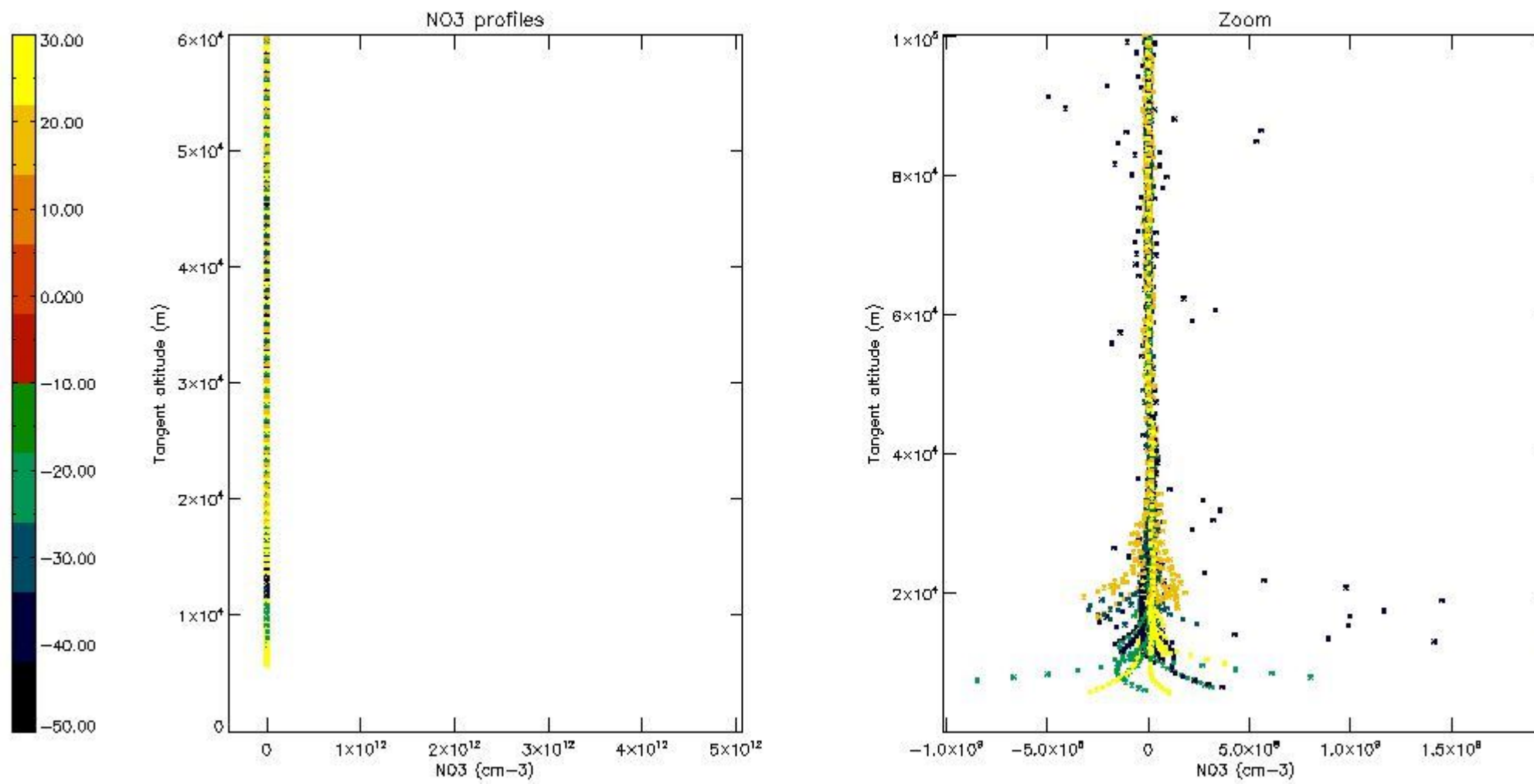
5.6 Plot NO₂ profiles for all STD (dark without errors)

The colorbar represents the latitude.



5.7 Plot NO3 profiles for all STD (dark without errors)

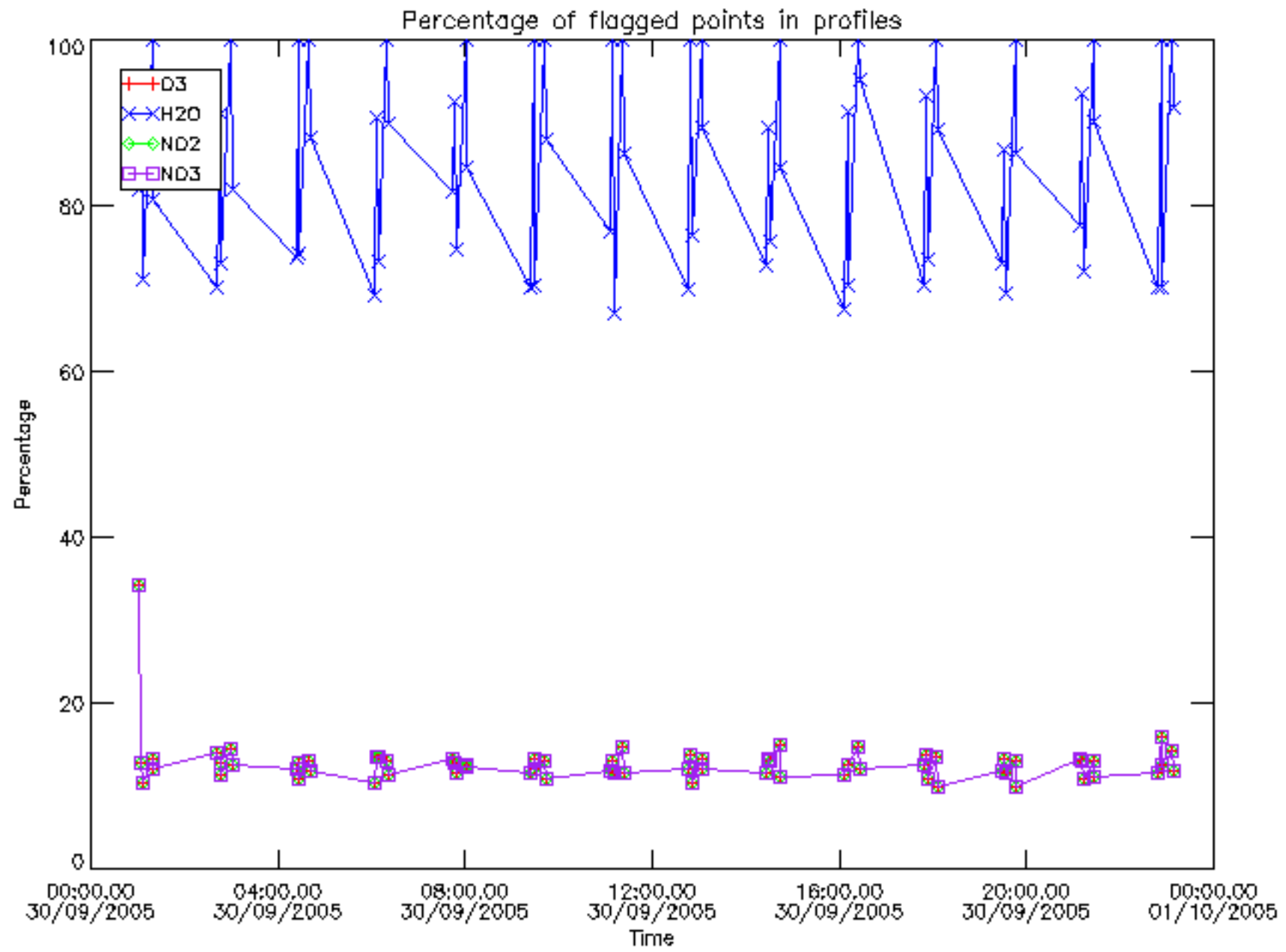
The colorbar represents the latitude.



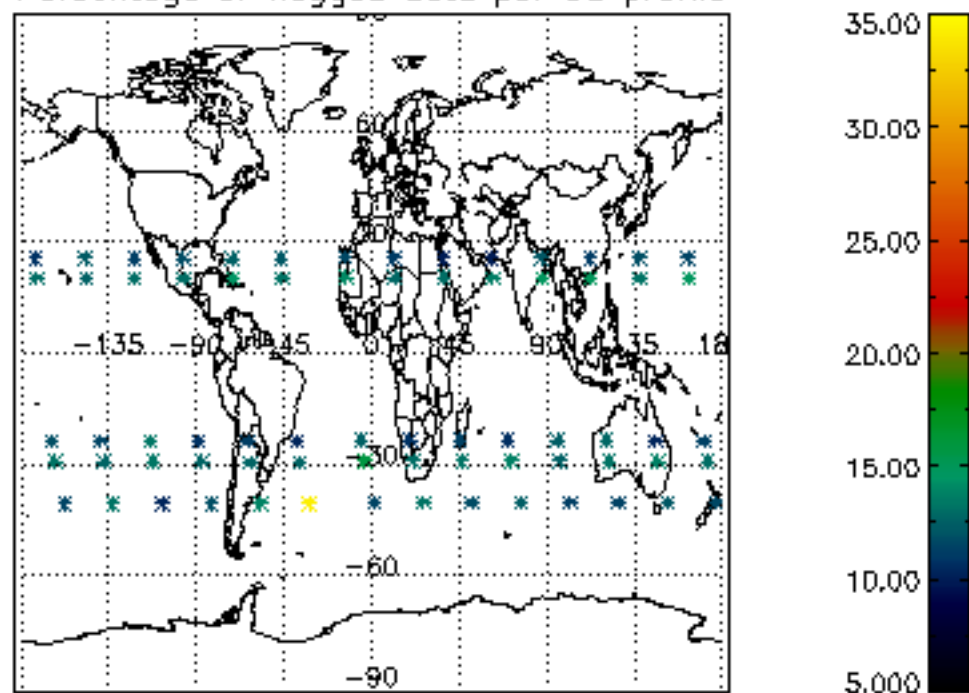
6. Auxiliary Data Files used for the production reported in section 2

The number reported in the third column indicates since which file (see list in section 2) the corresponding auxiliary file has been used. The fourth column is the date of those product files.

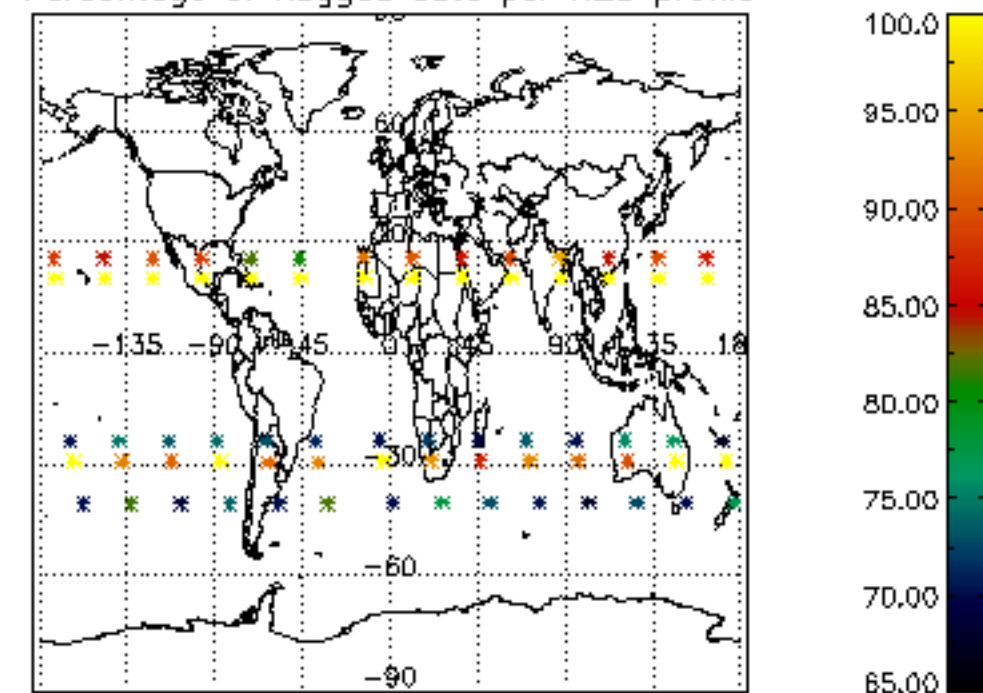
Type	Auxiliary Filename	Used since product	Used since product date
INST_PHYS_CHARACTERISTICS	GOM_INS_AXVIEC20091111_143220_20030716_120000_20500101_000000	1	30-SEP-2005 00:02:02
LEVEL-2_PROC_CONFIG	GOM_PR2_AXVIEC20091111_152718_20020301_000000_20500101_000000	1	30-SEP-2005 00:02:02
CROSS_SECTIONS_FILE	GOM_CRS_AXVIEC20091111_154832_20020301_000000_20500101_000000	1	30-SEP-2005 00:02:02



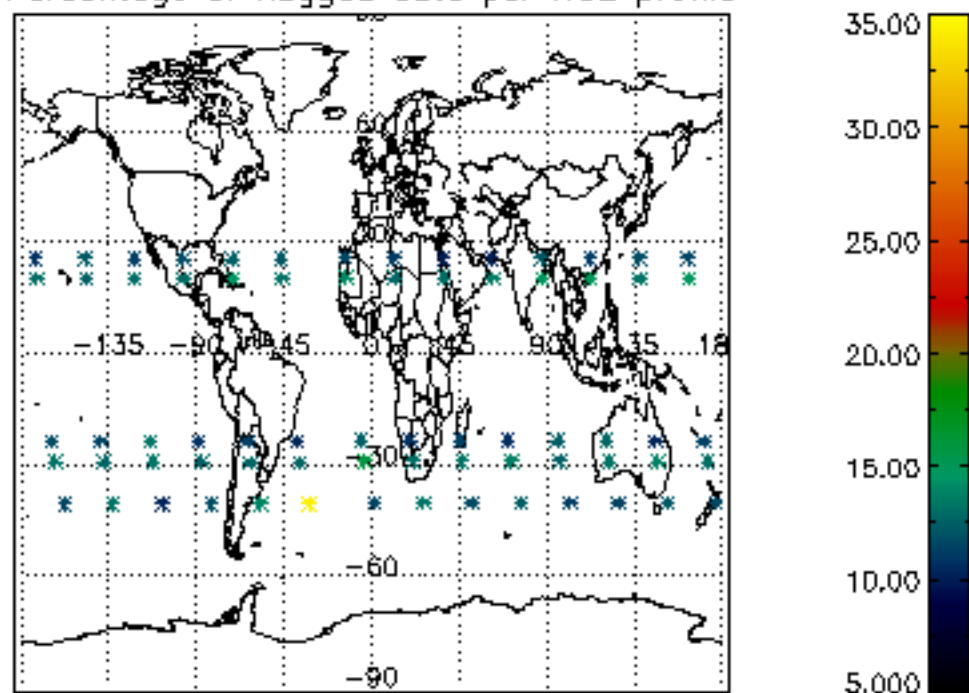
Percentage of flagged data per D3 profile



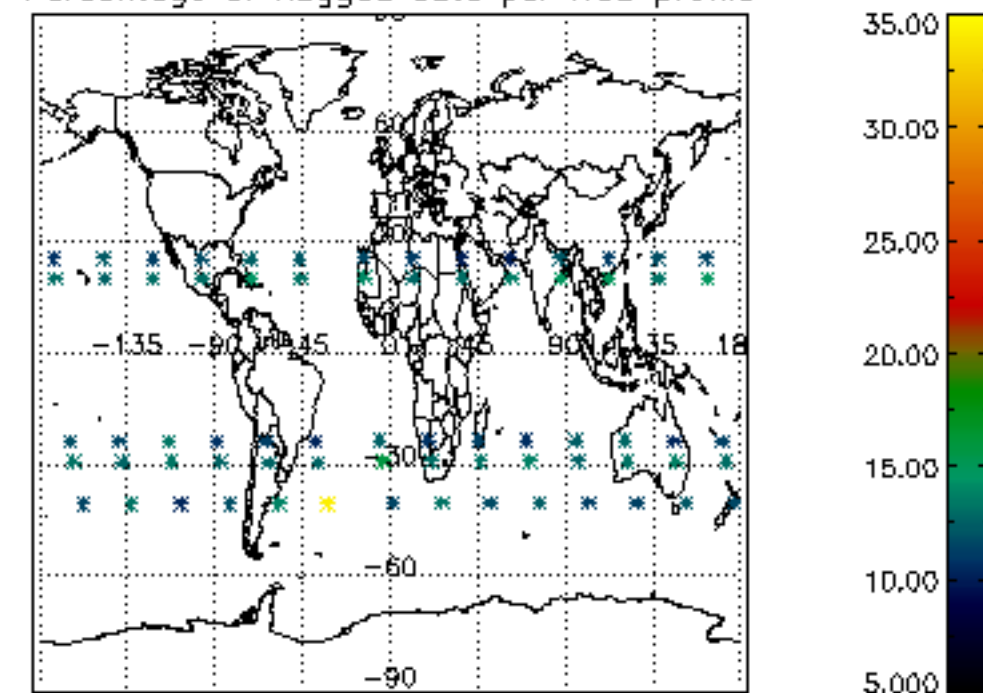
Percentage of flagged data per H2O profile

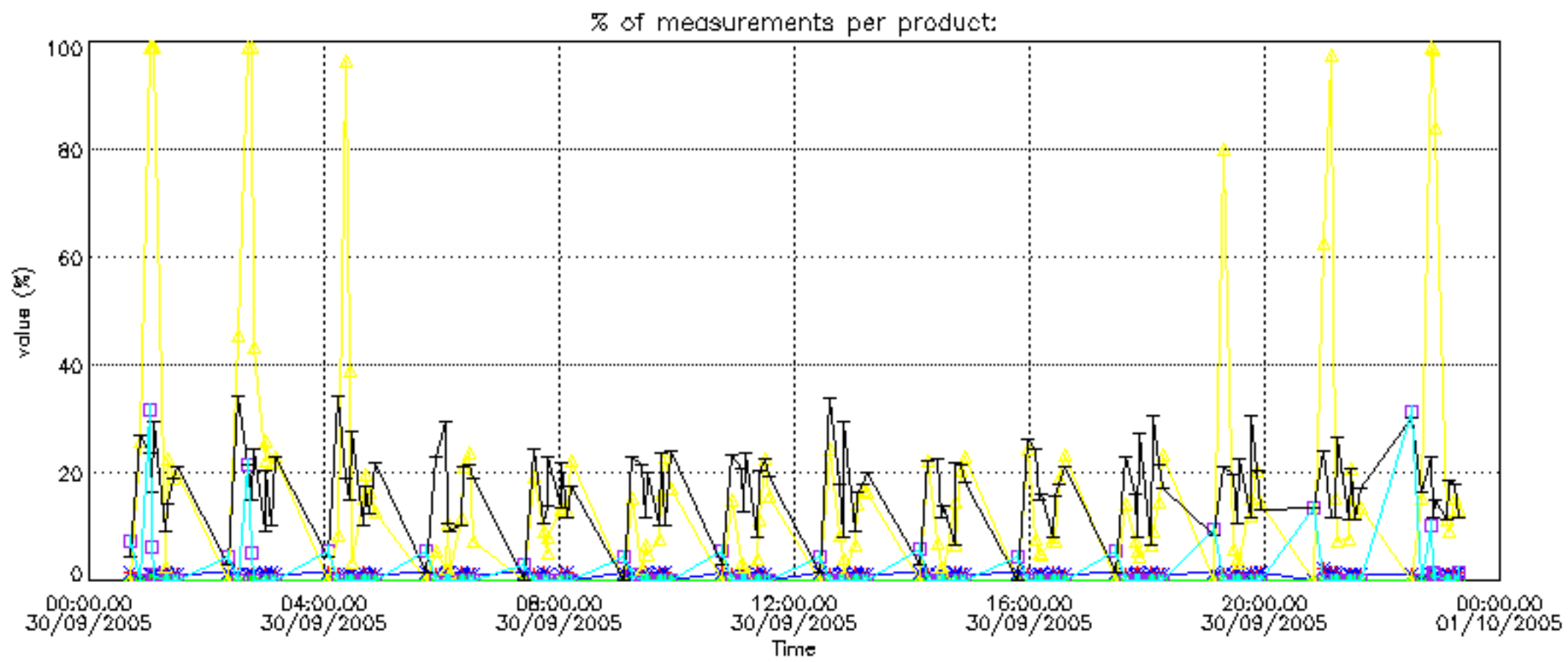


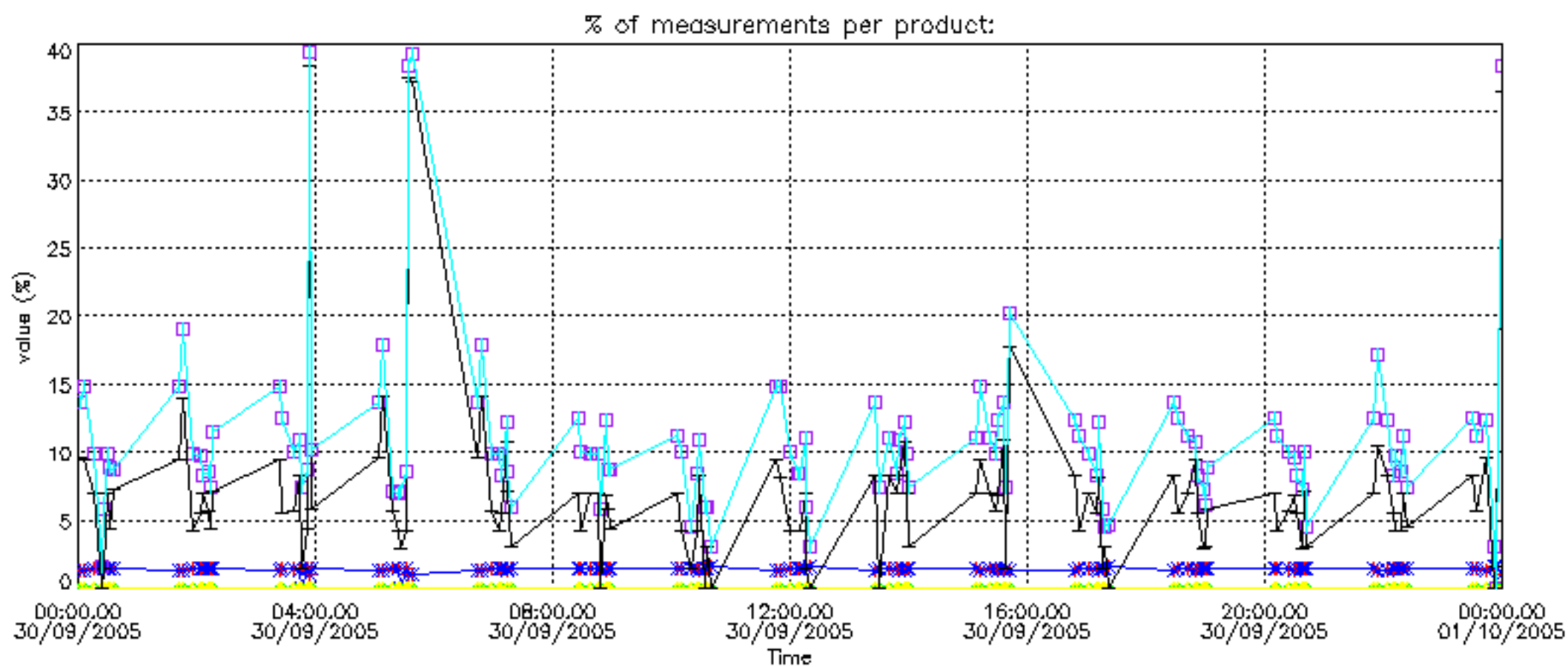
Percentage of flagged data per NO2 profile



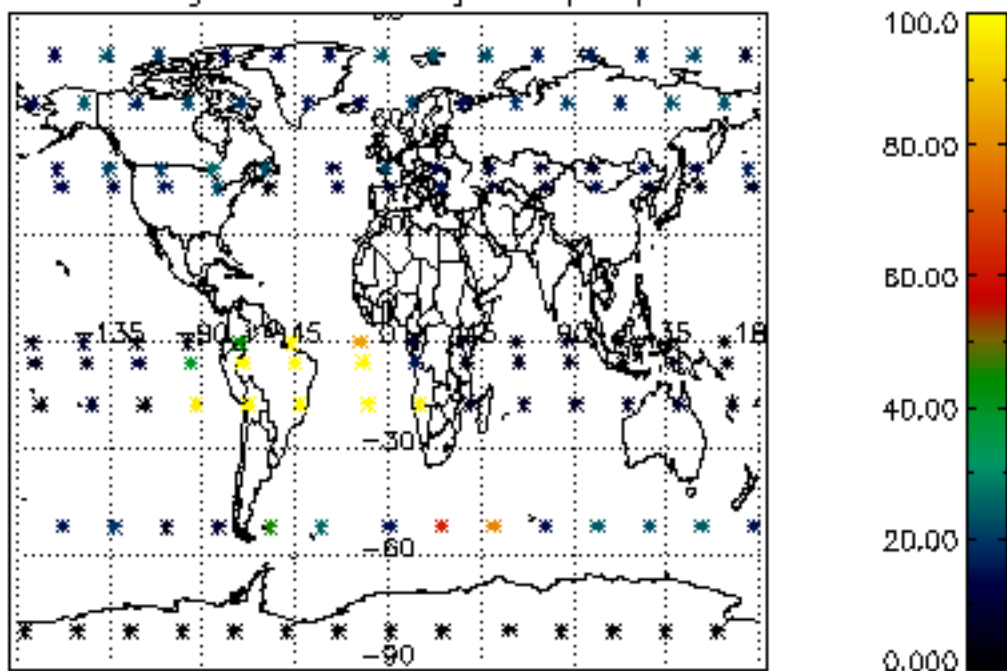
Percentage of flagged data per NO3 profile



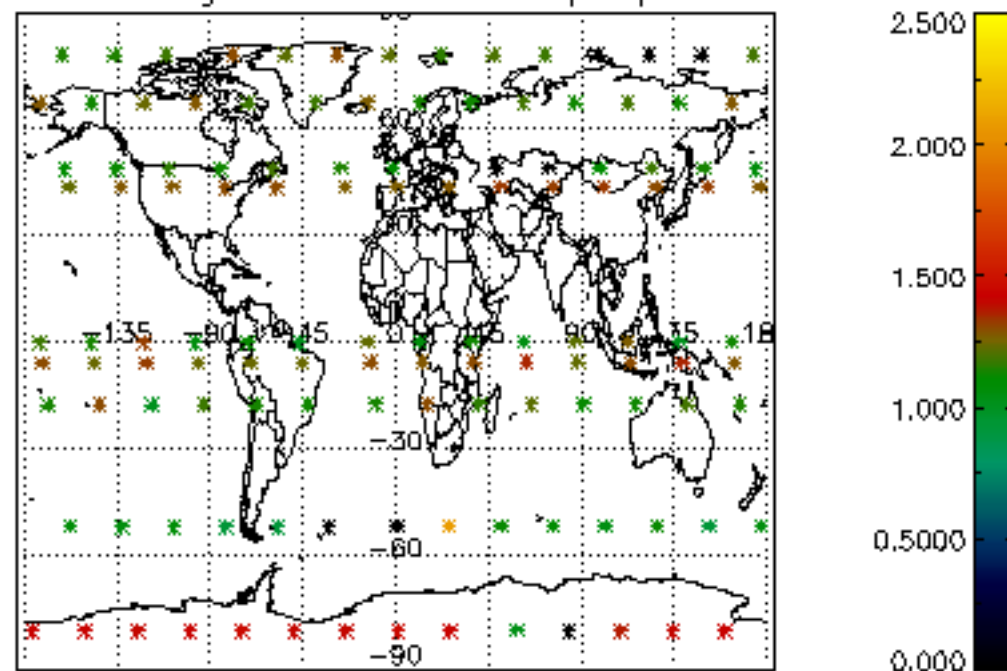




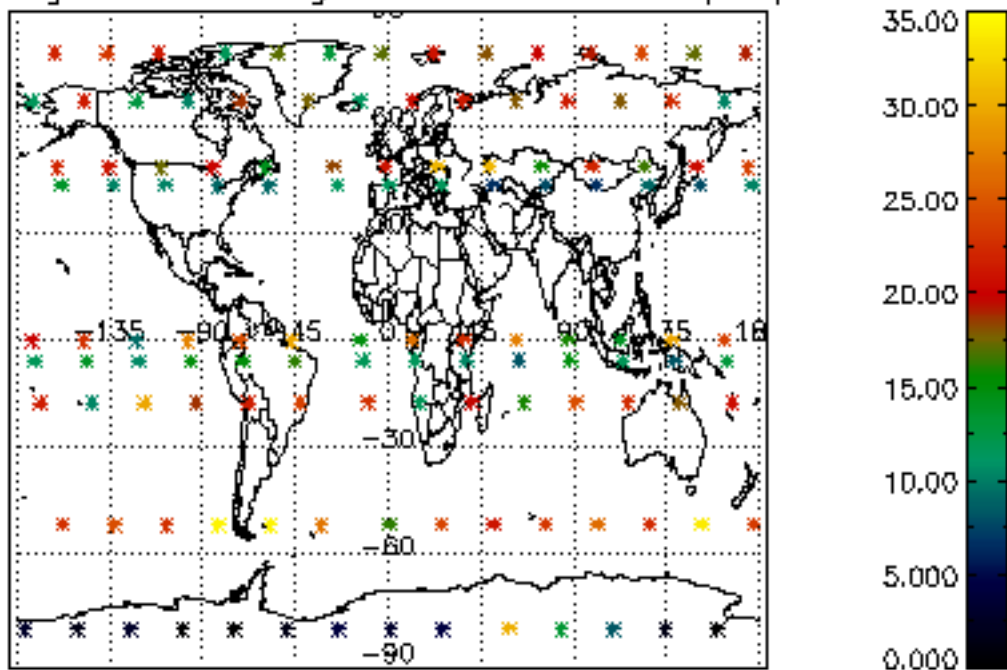
Percentage of cosmic ray hits per profile



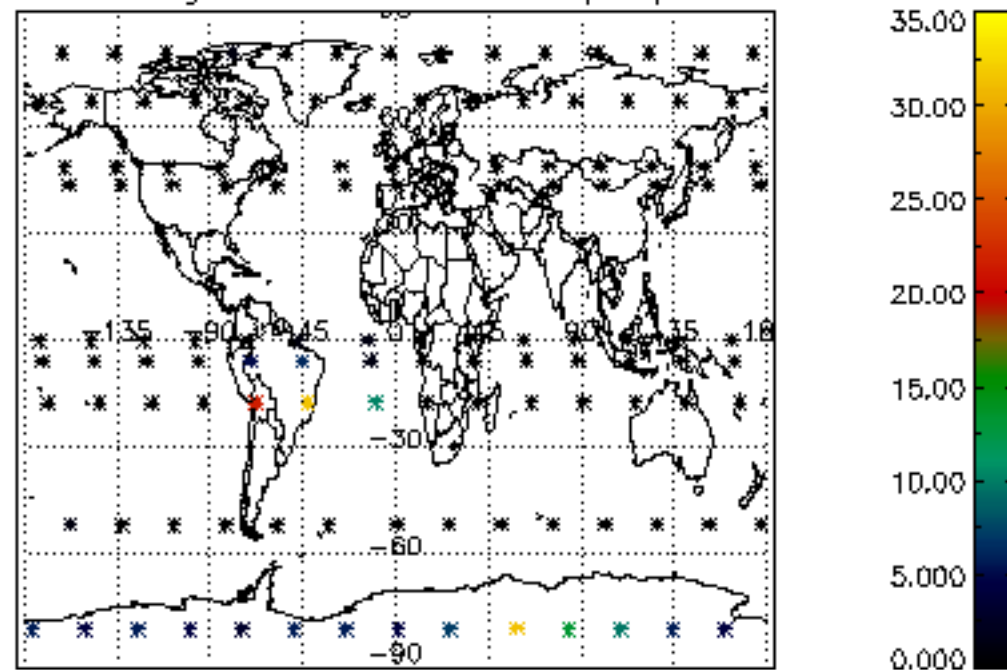
Percentage of datation errors per profile



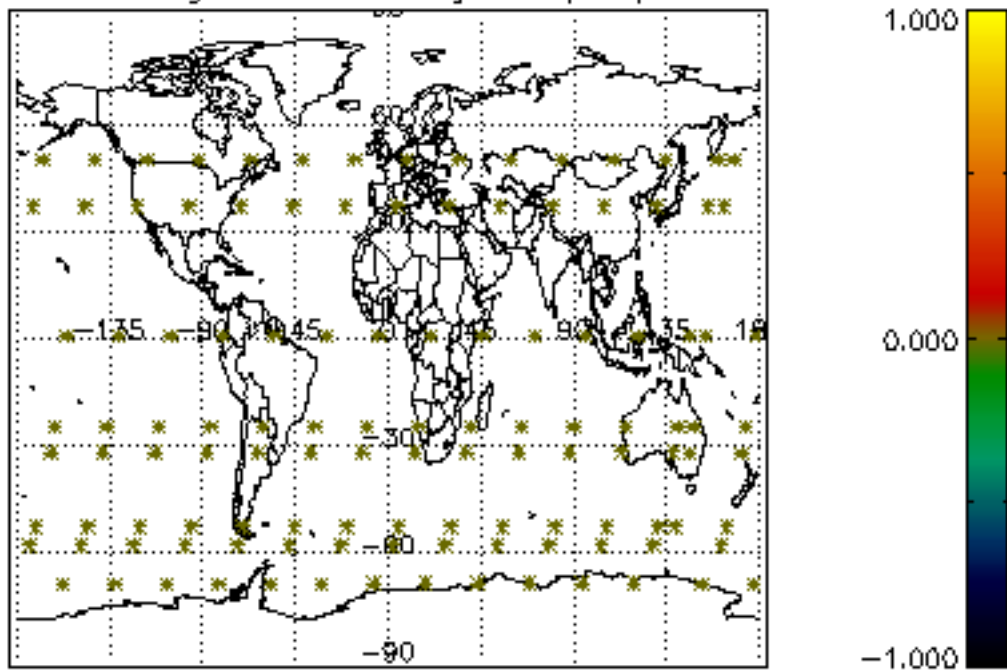
Percentage of star falling outside central band per profile



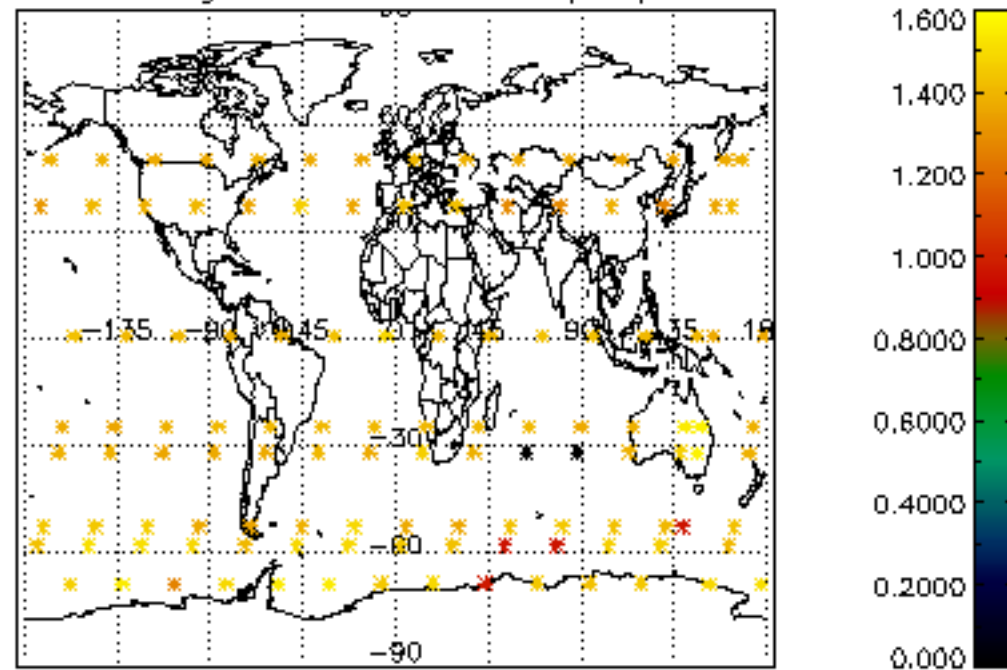
Percentage of saturation errors per profile



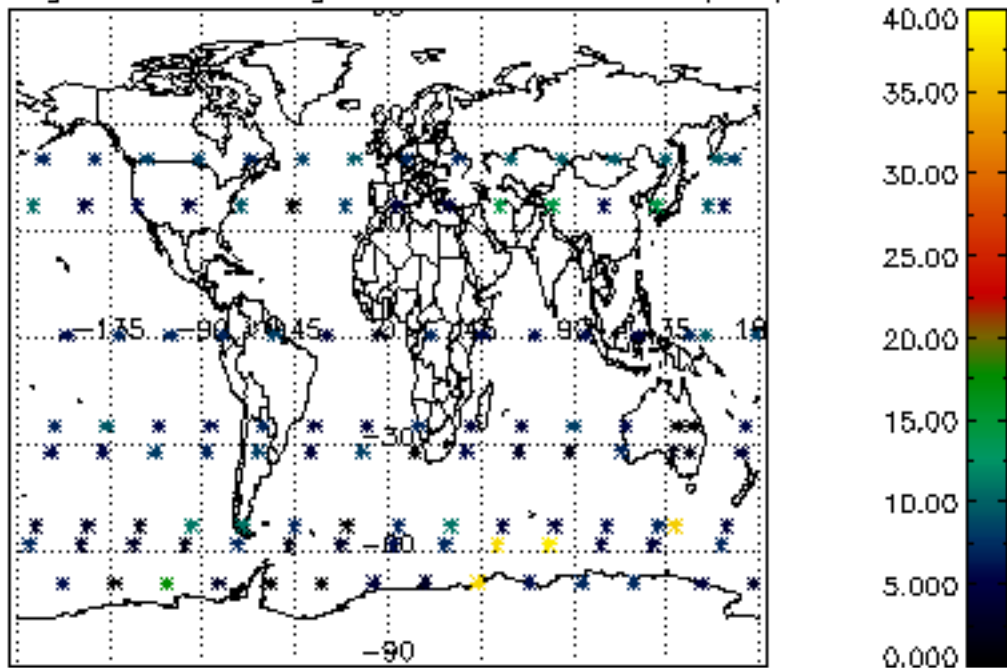
Percentage of cosmic ray hits per profile



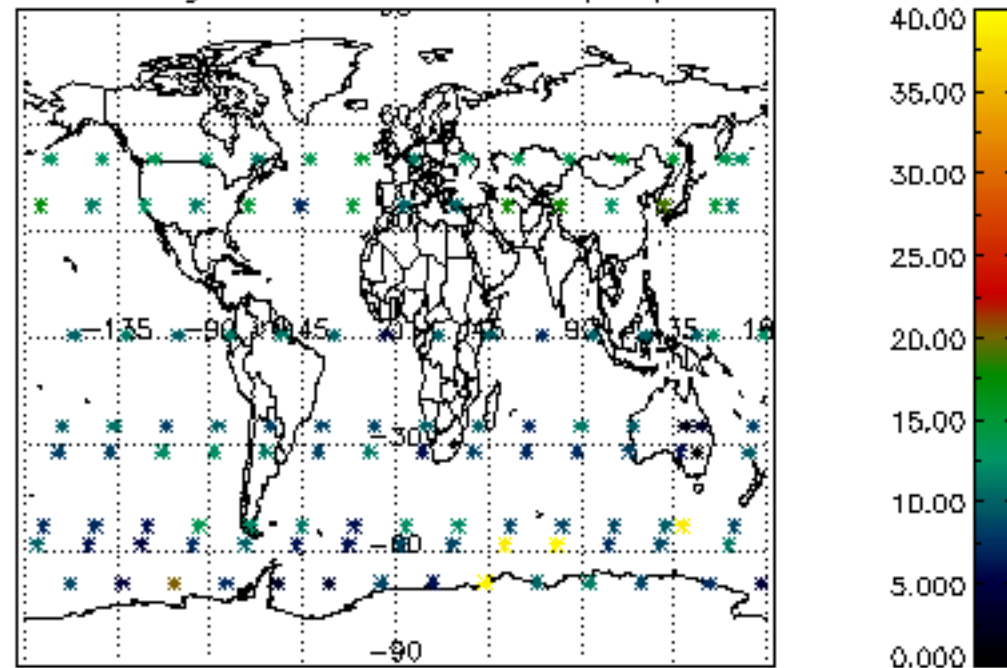
Percentage of datation errors per profile

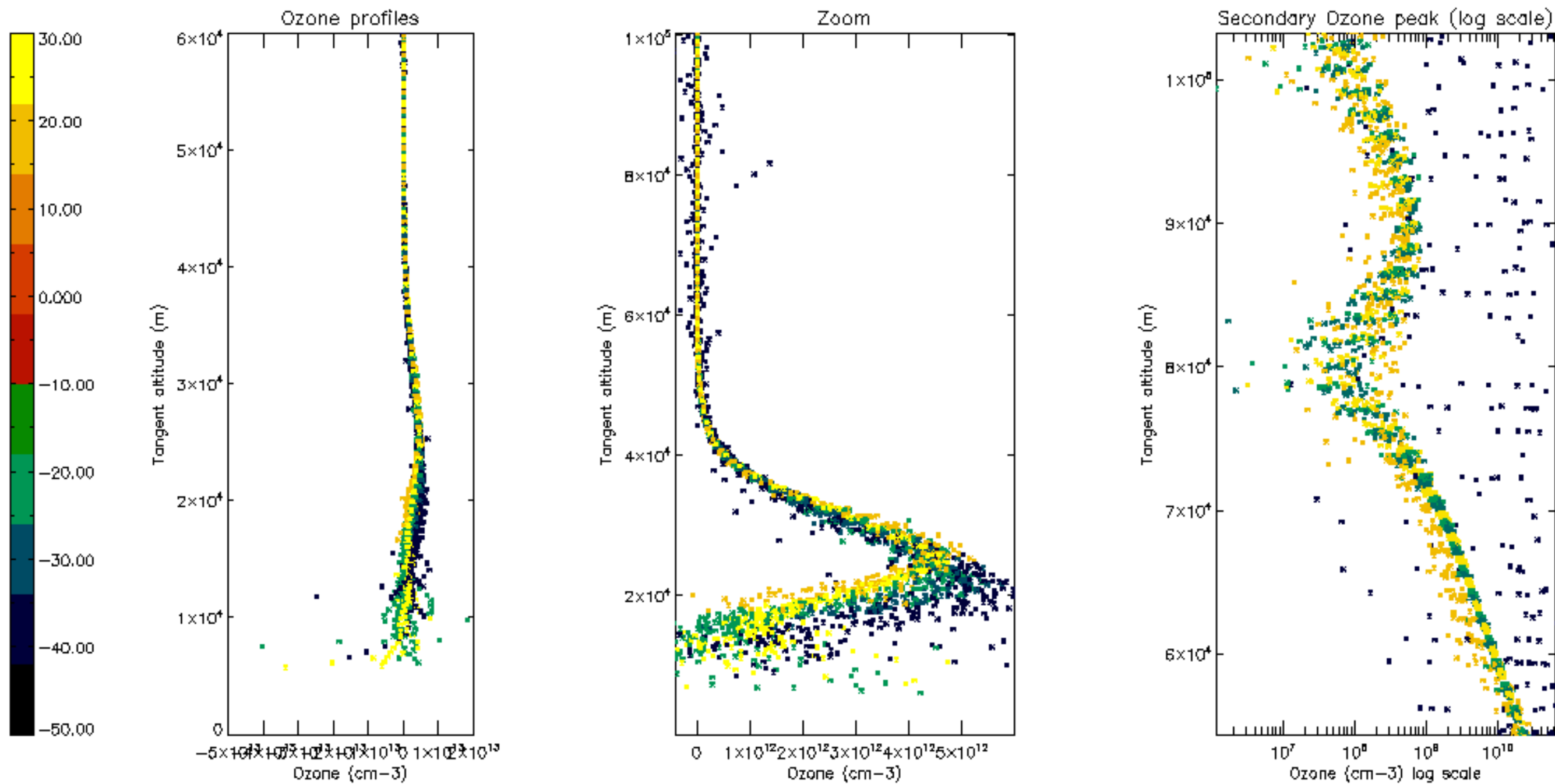


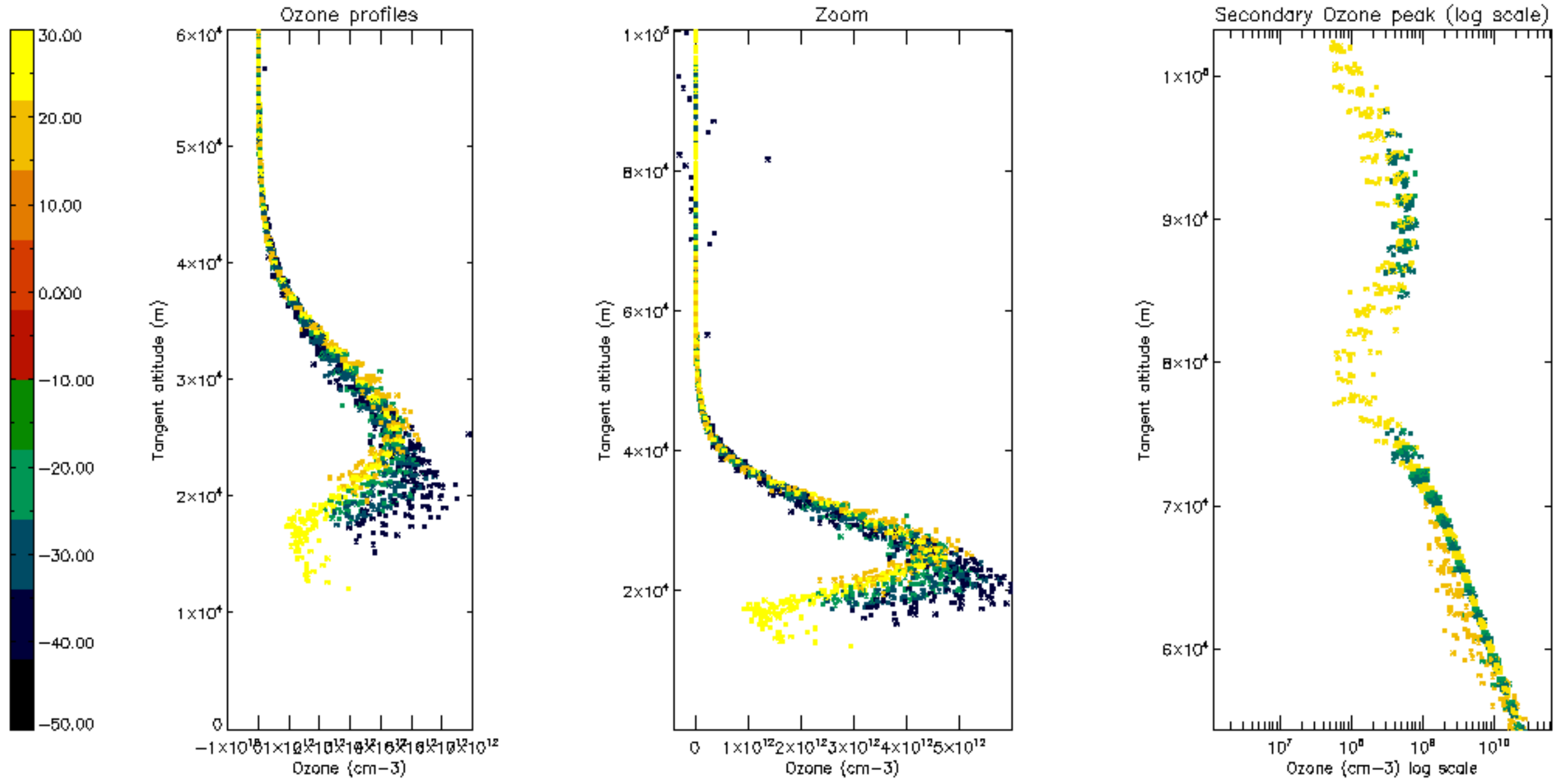
Percentage of star falling outside central band per profile

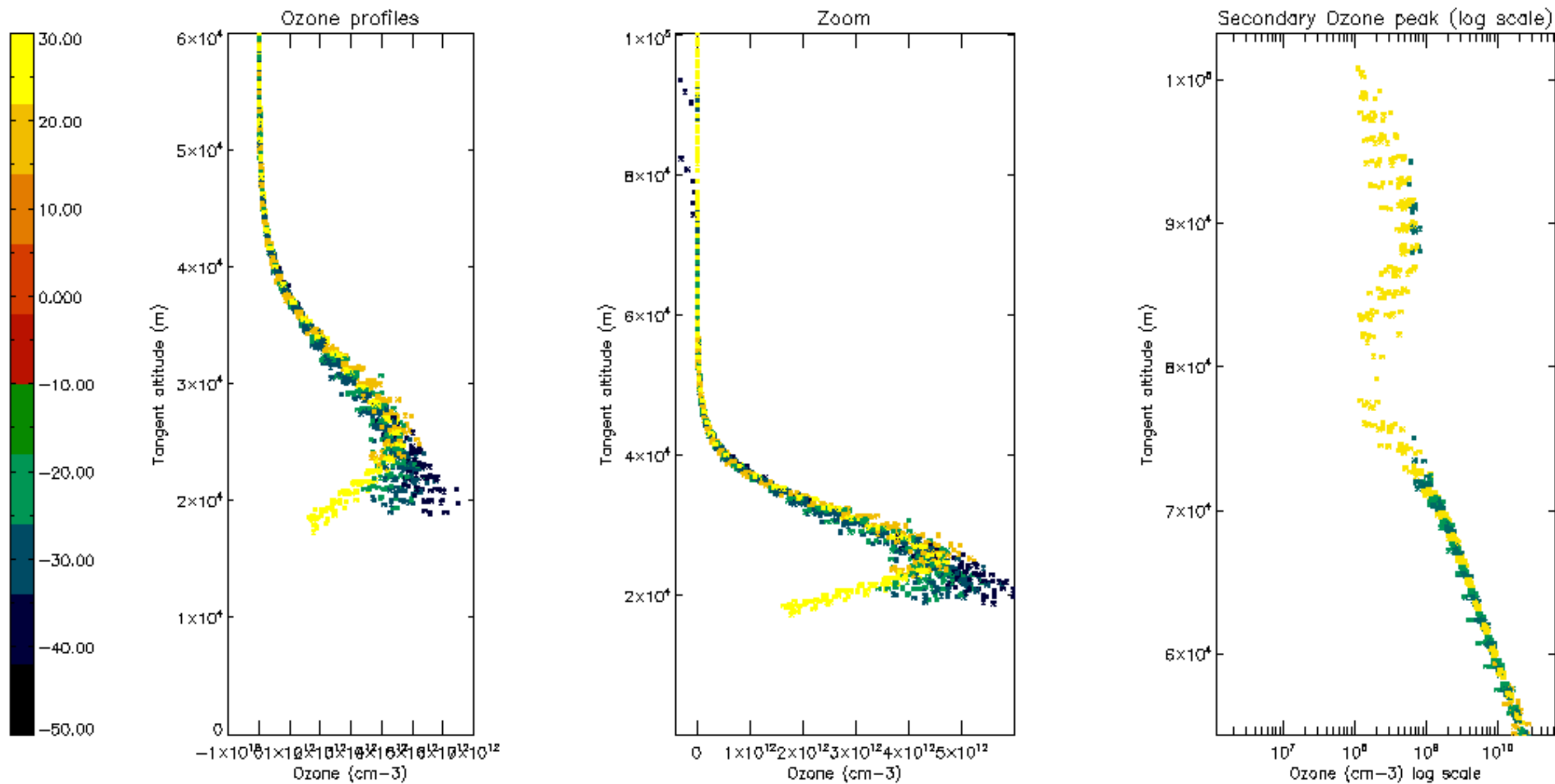


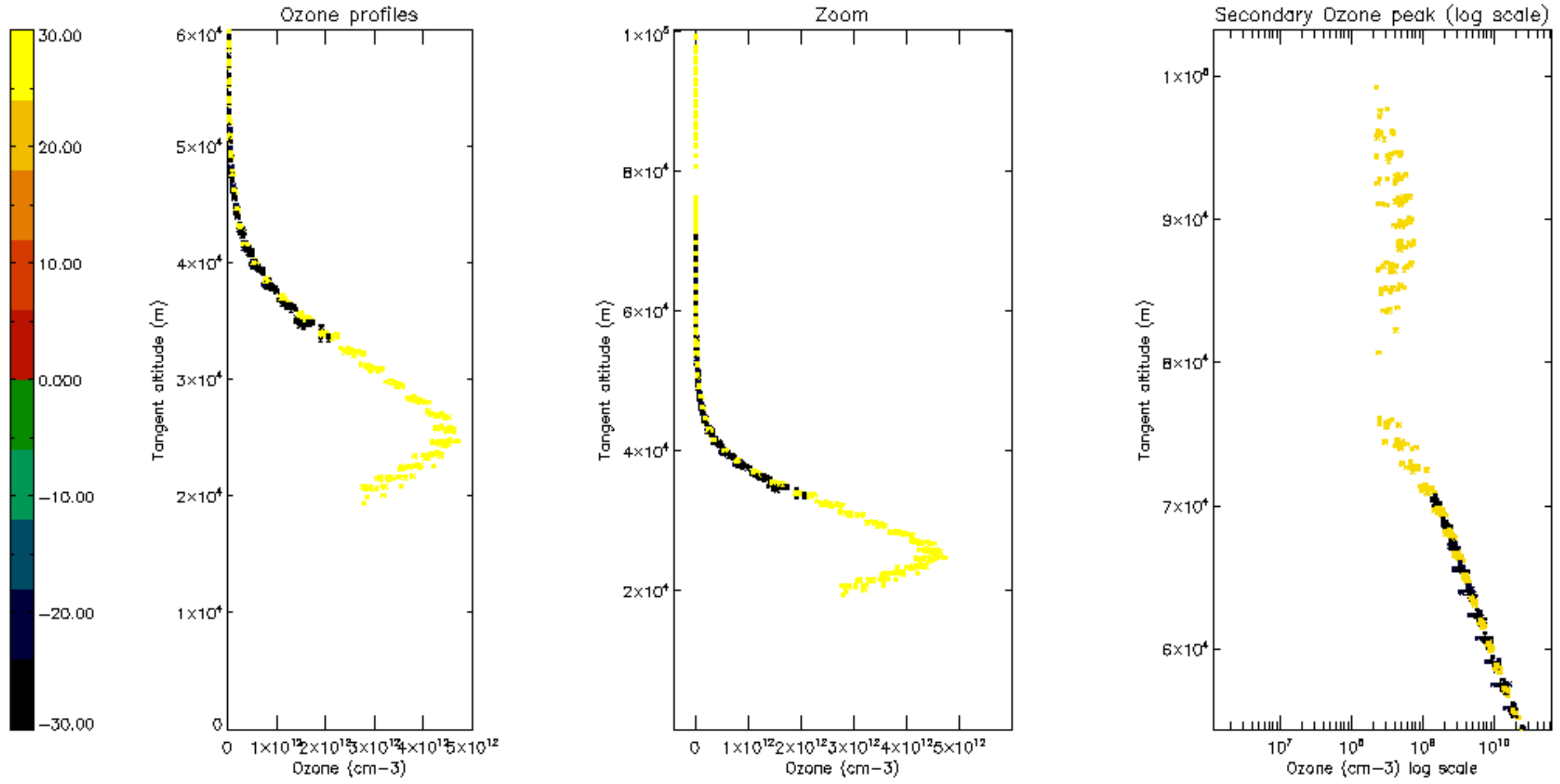
Percentage of saturation errors per profile

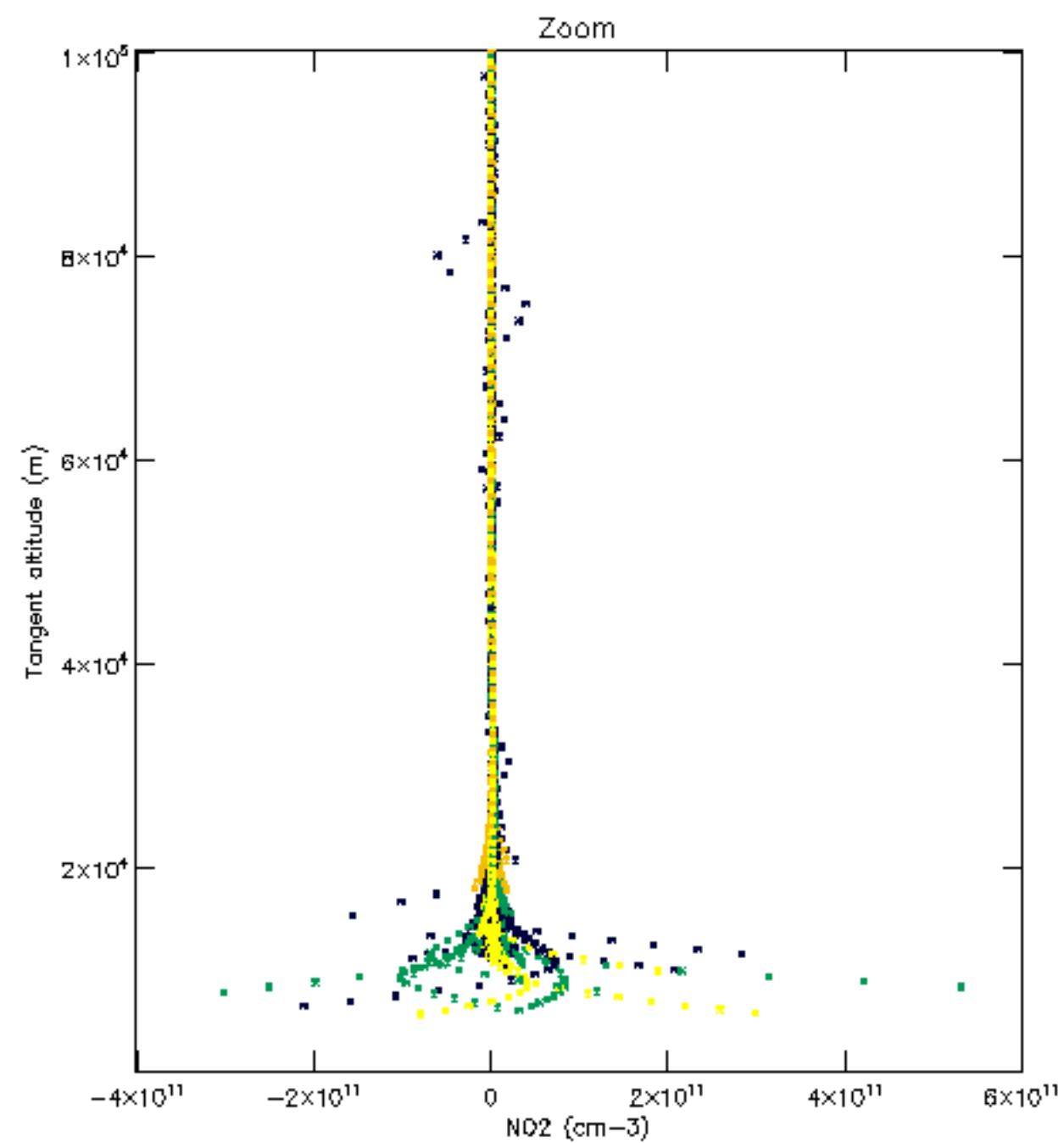
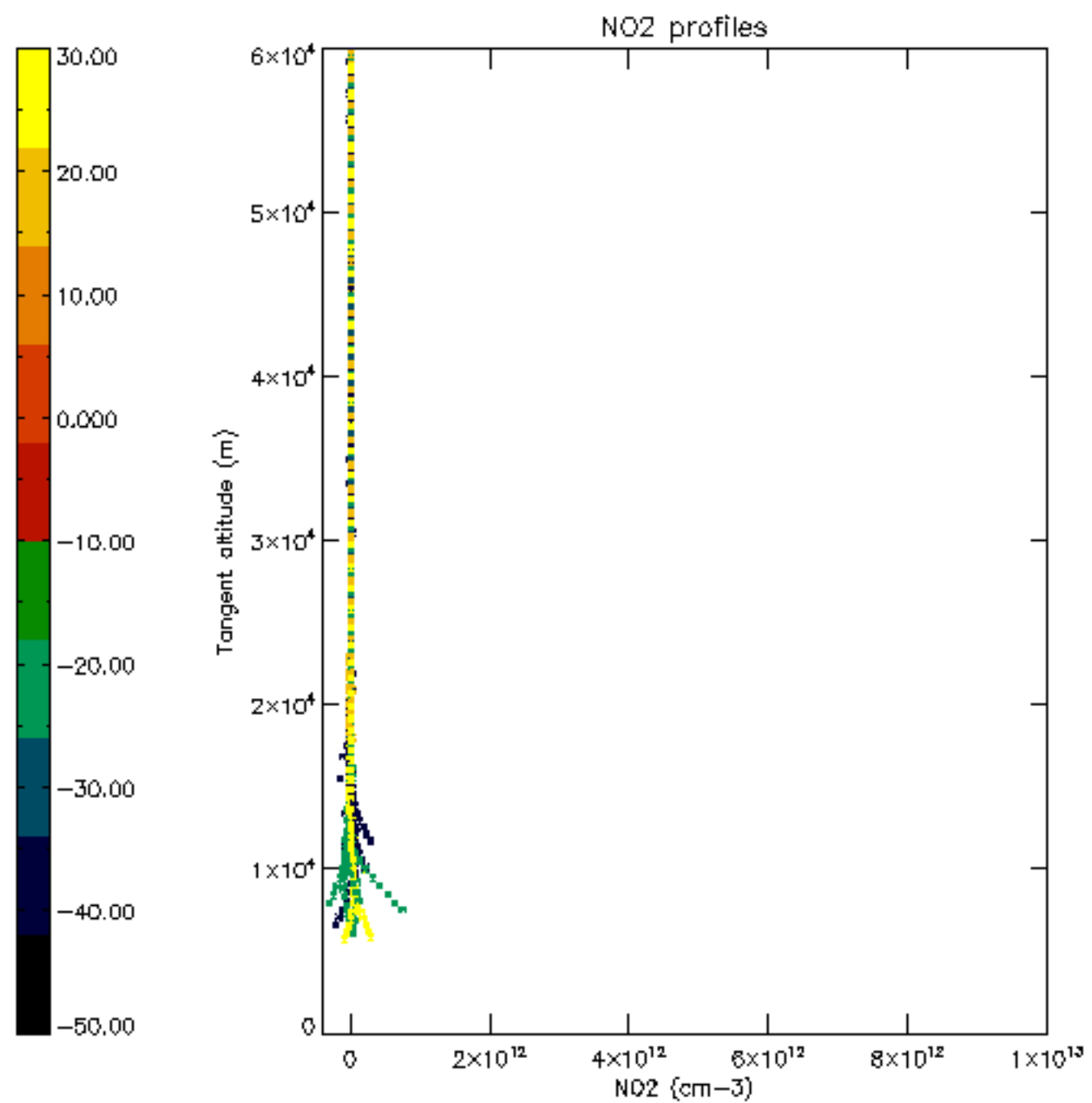


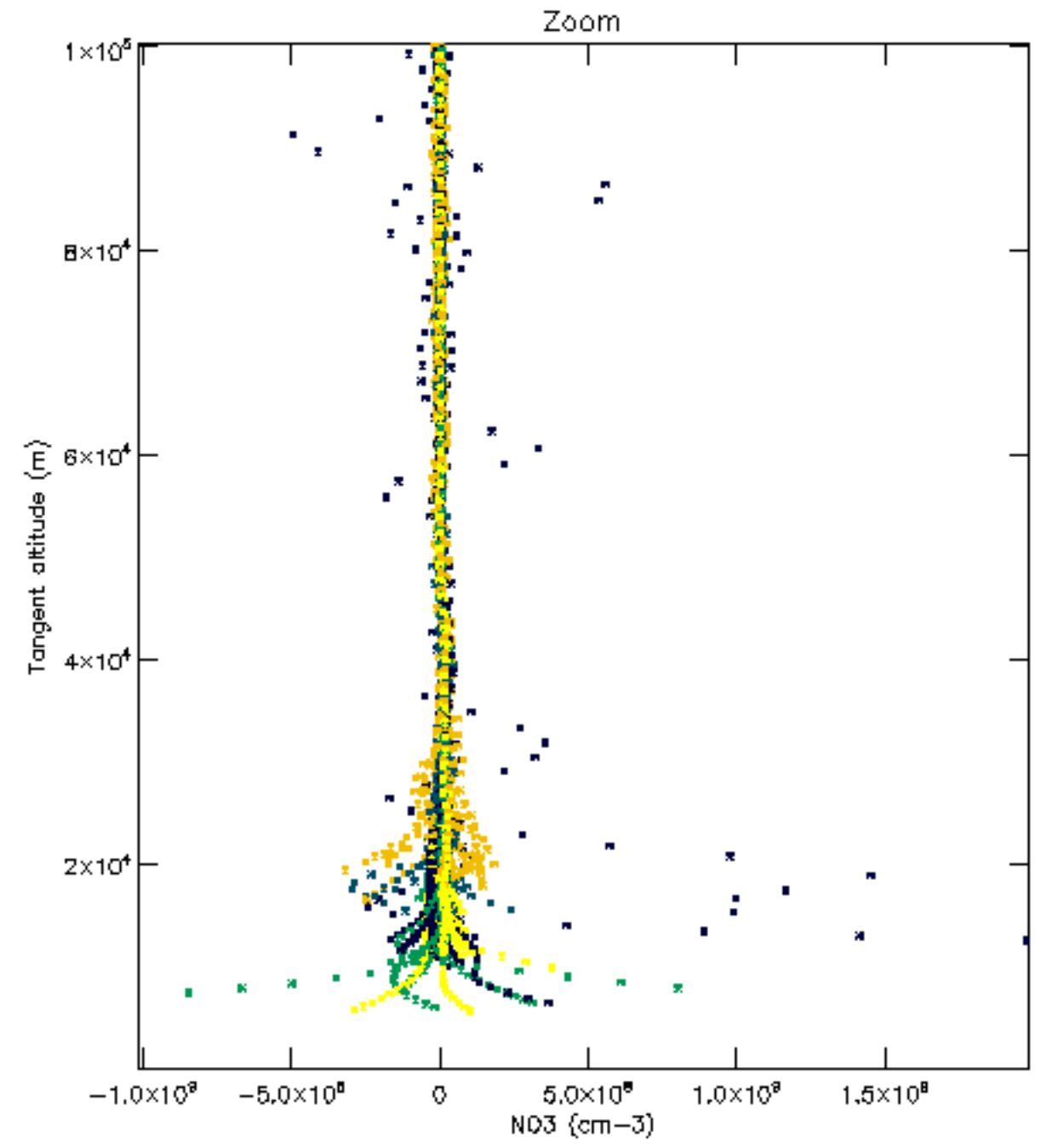
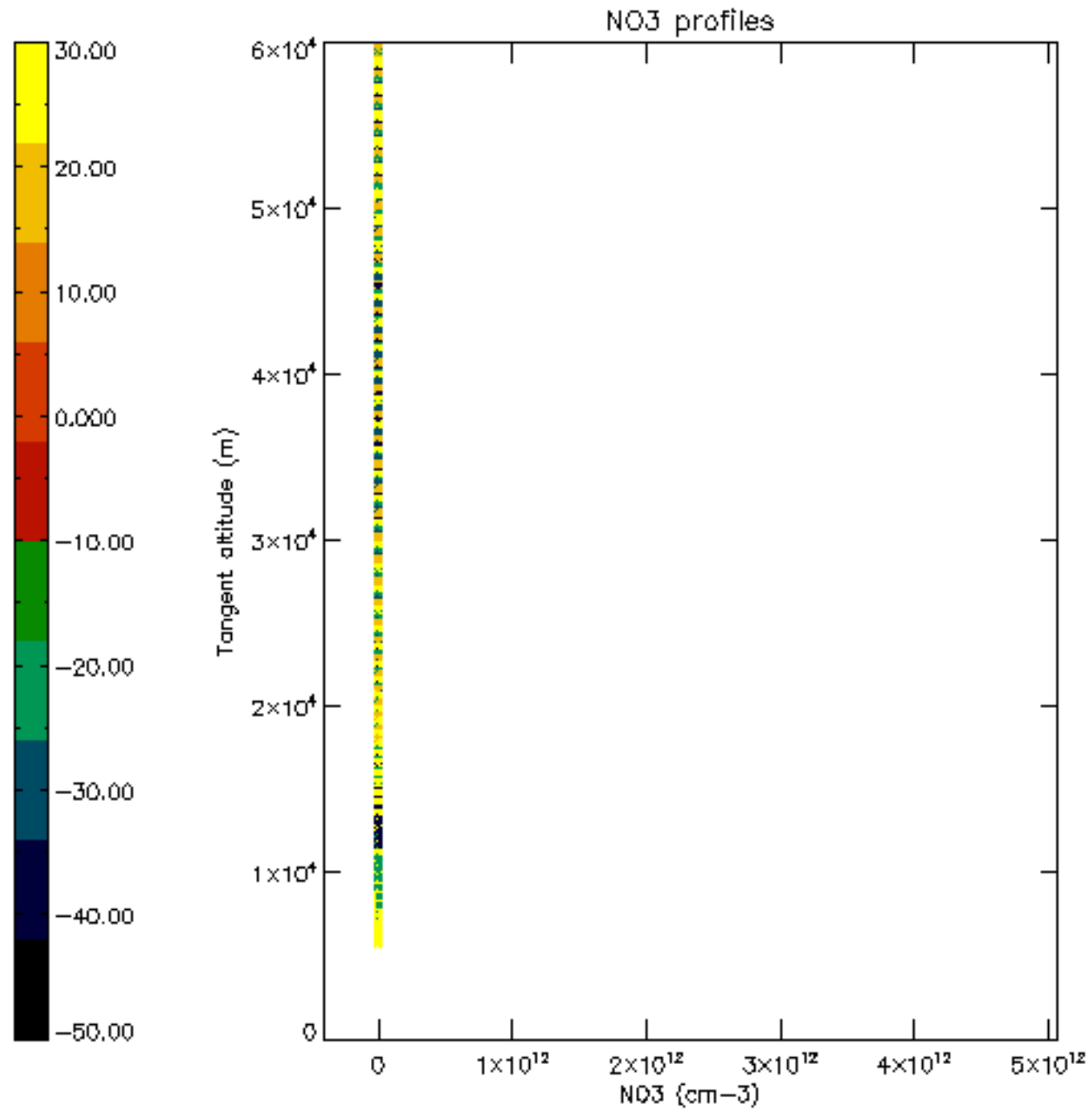


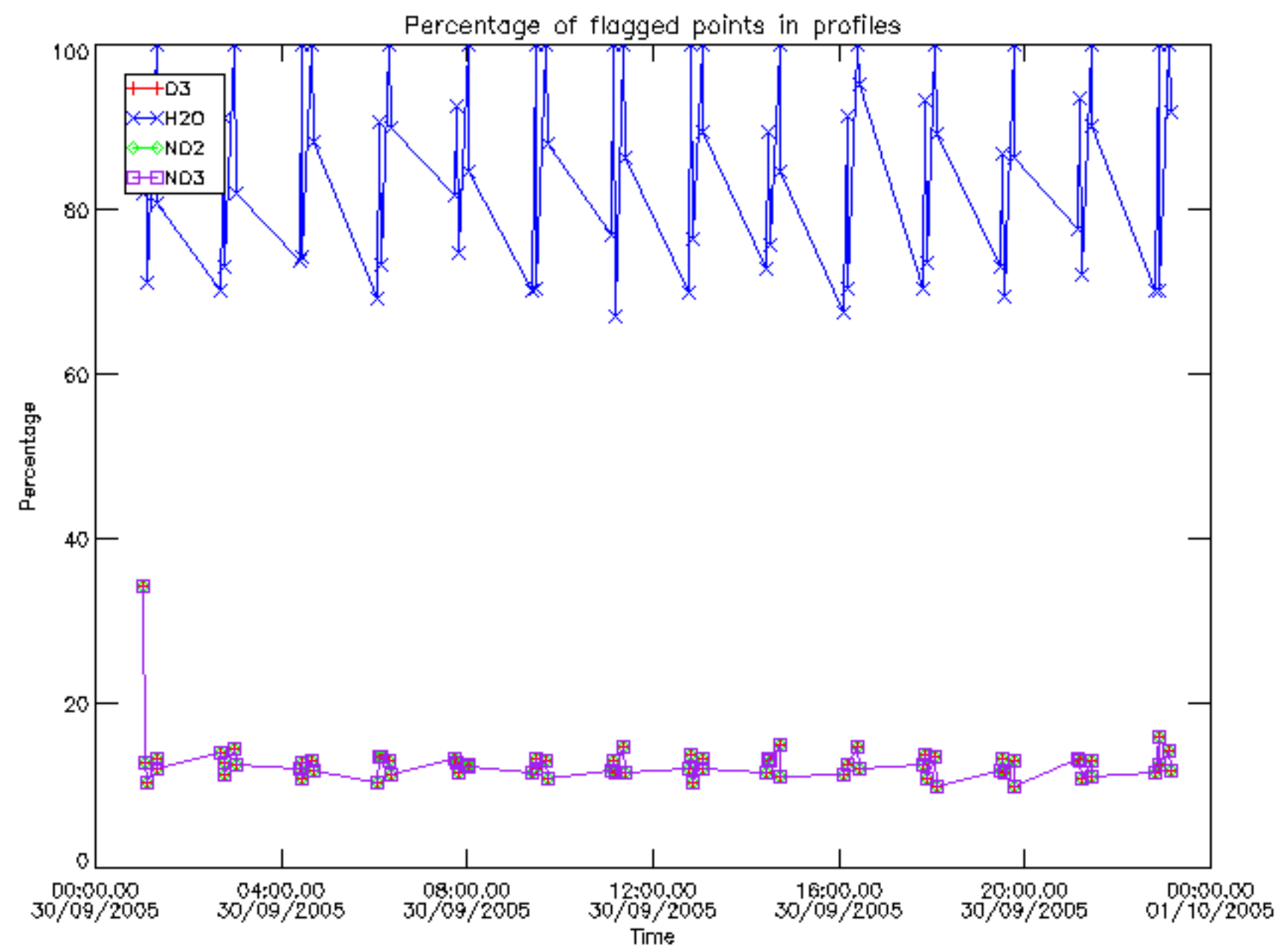




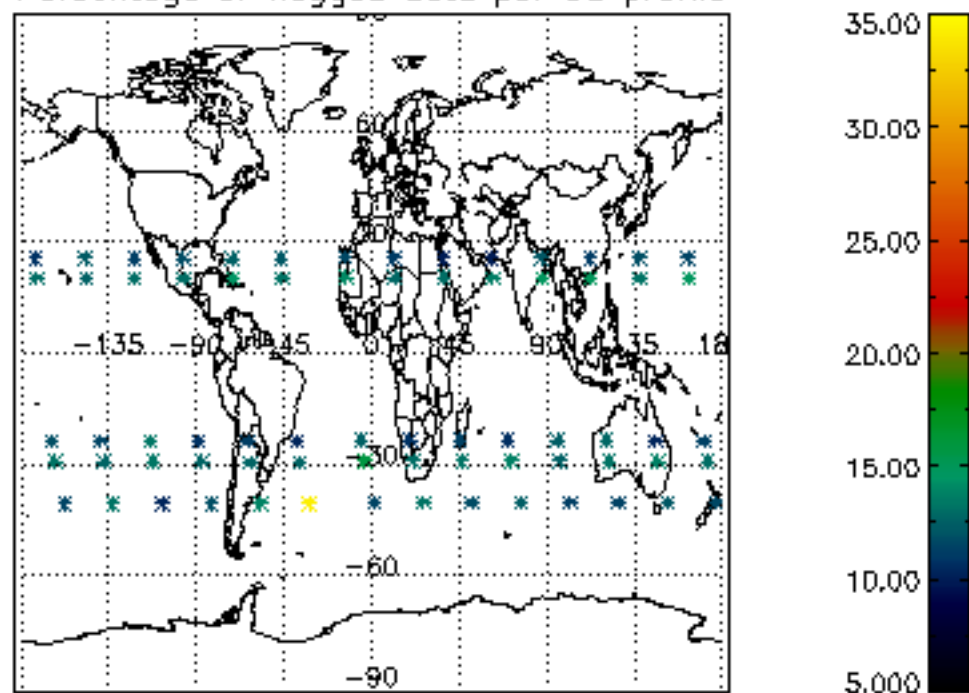




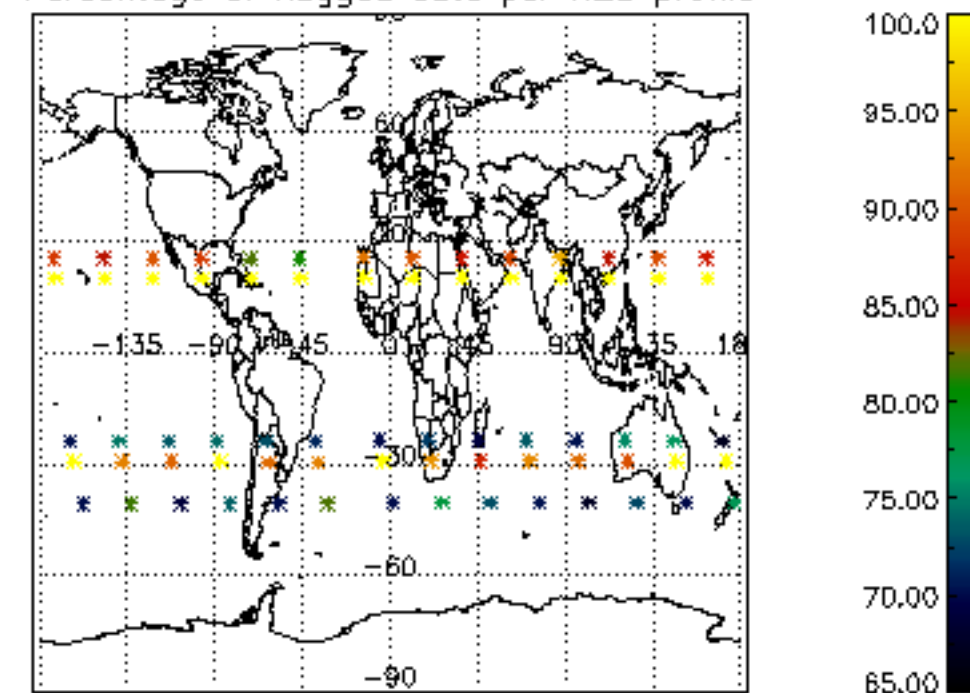




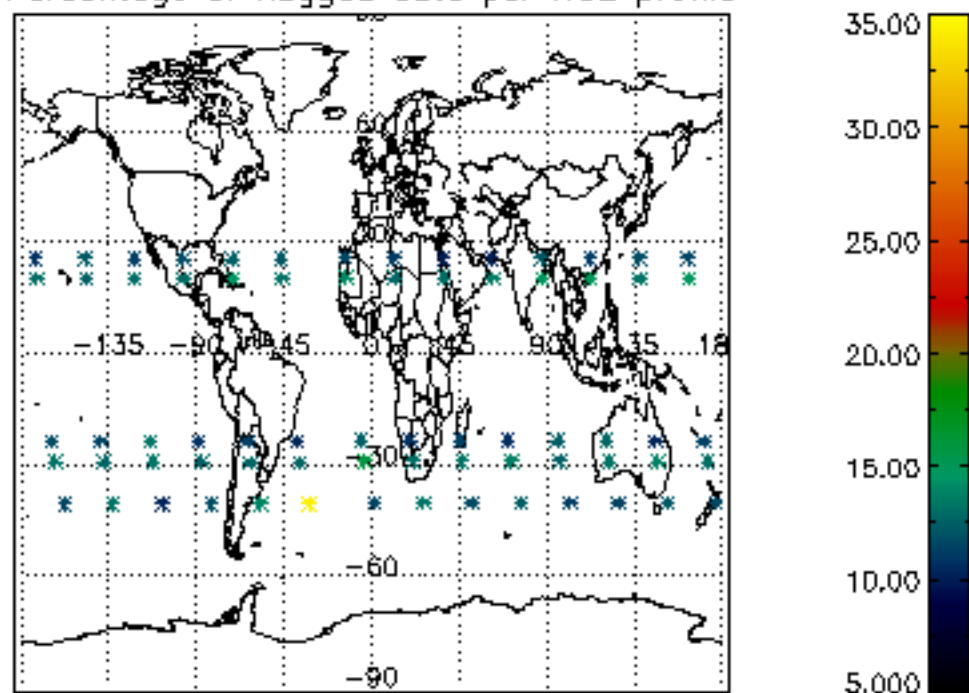
Percentage of flagged data per D3 profile



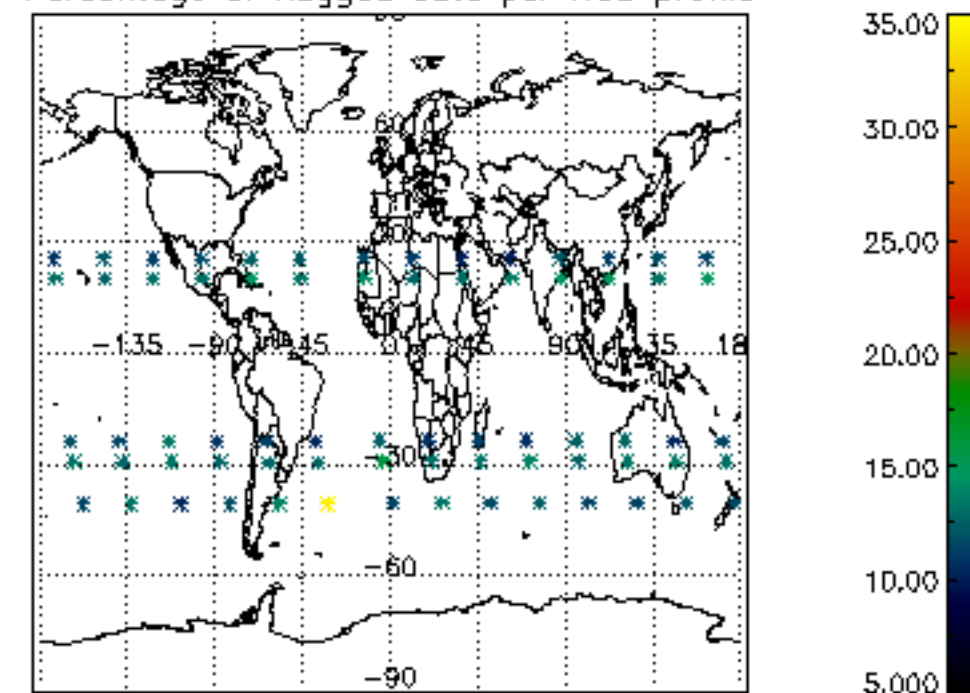
Percentage of flagged data per H2O profile

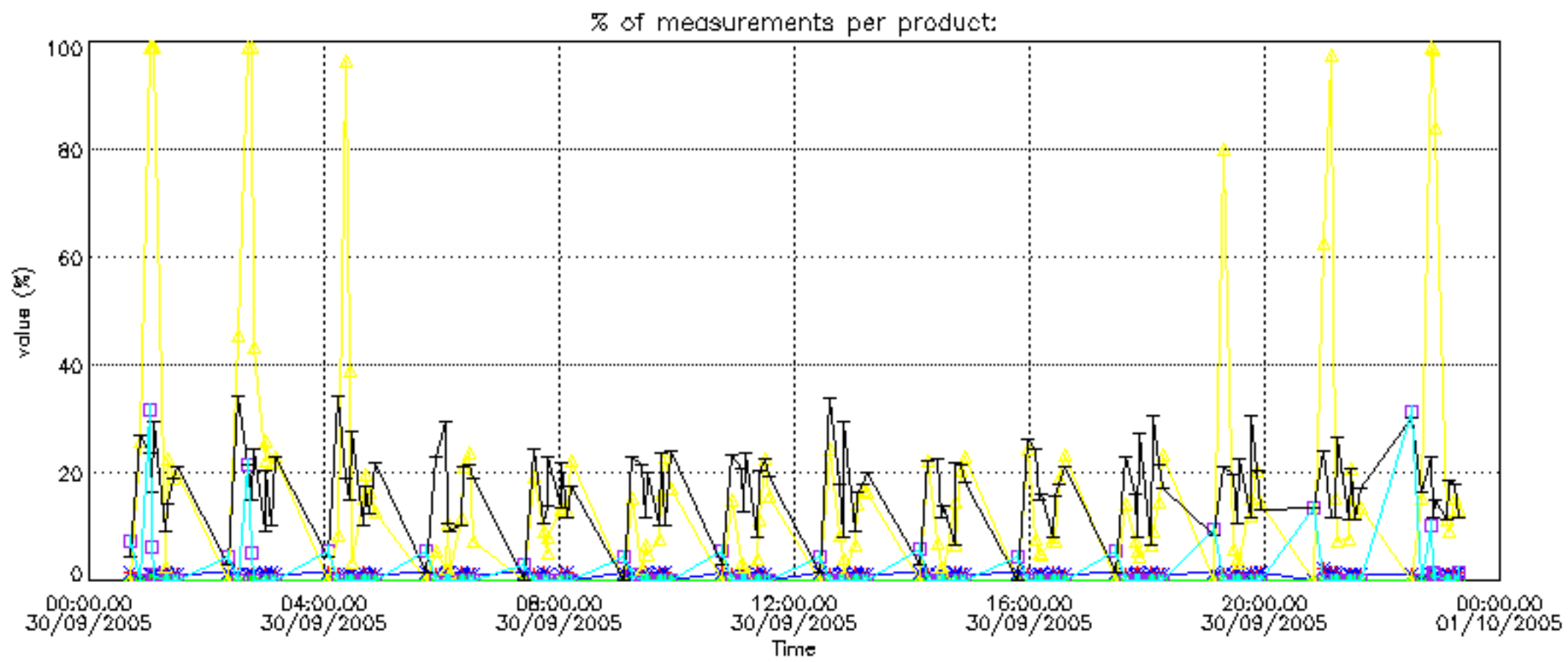


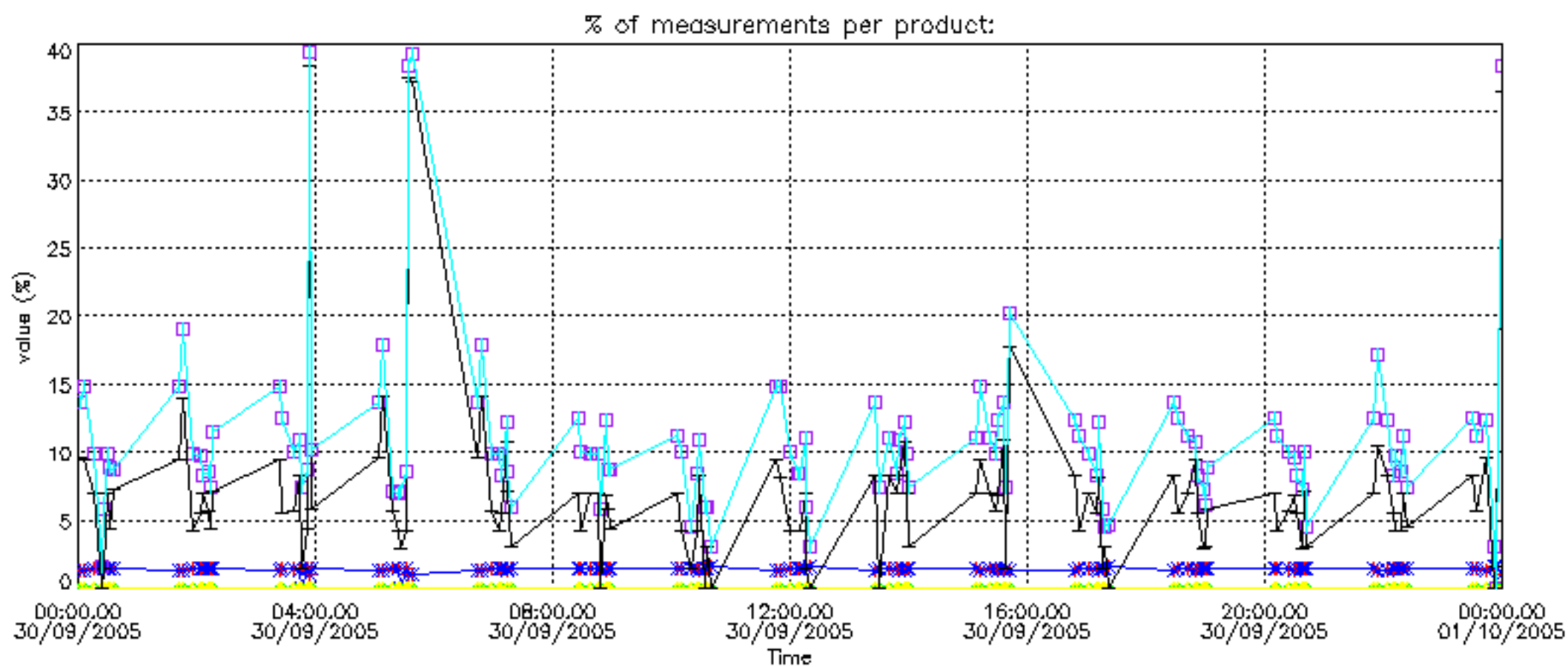
Percentage of flagged data per NO2 profile



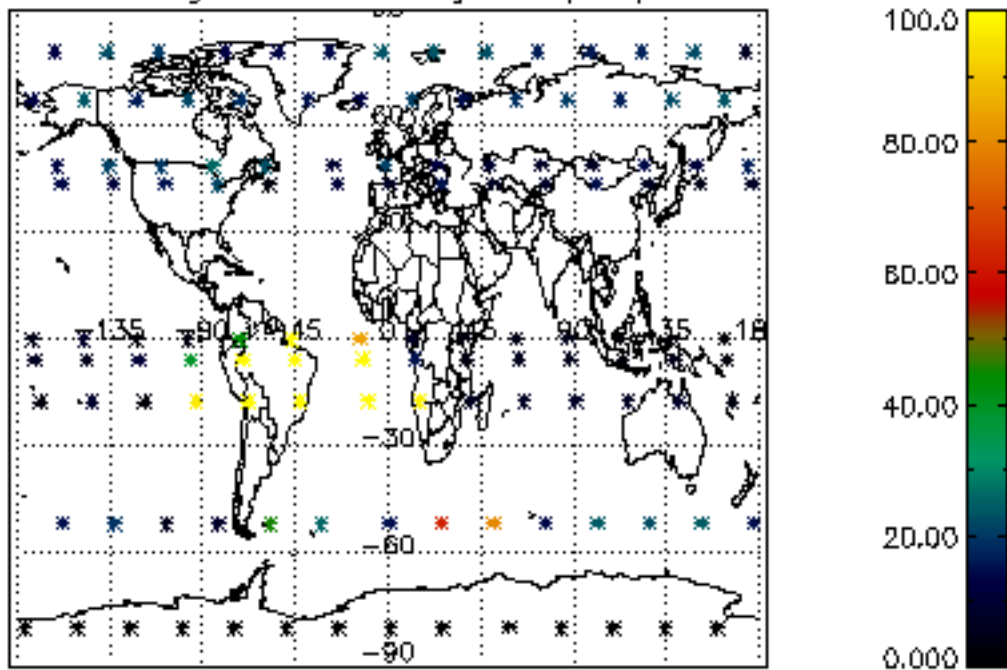
Percentage of flagged data per NO3 profile



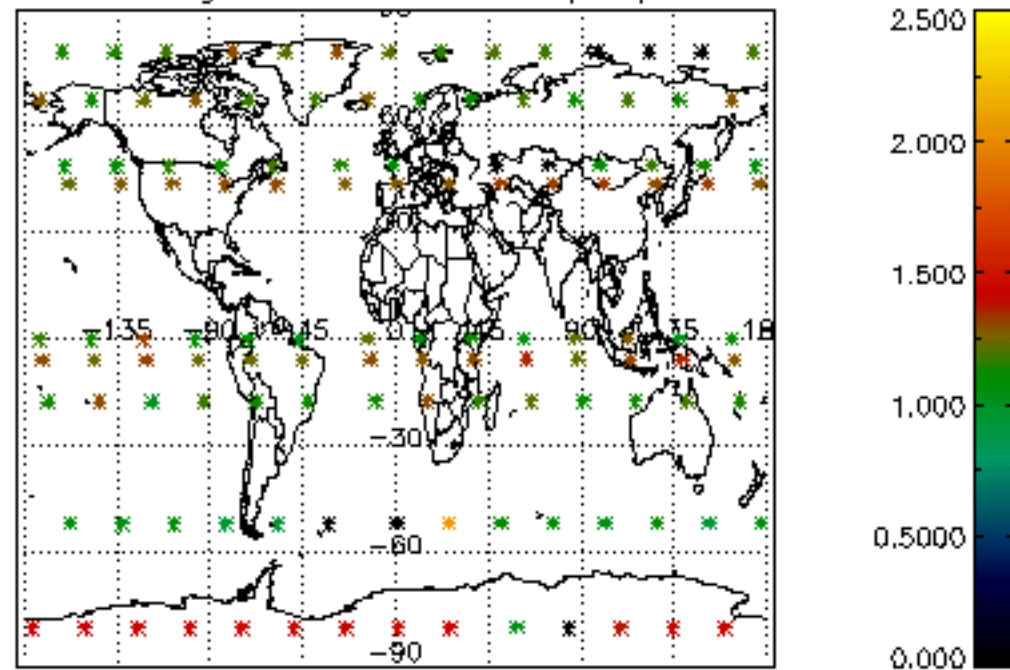




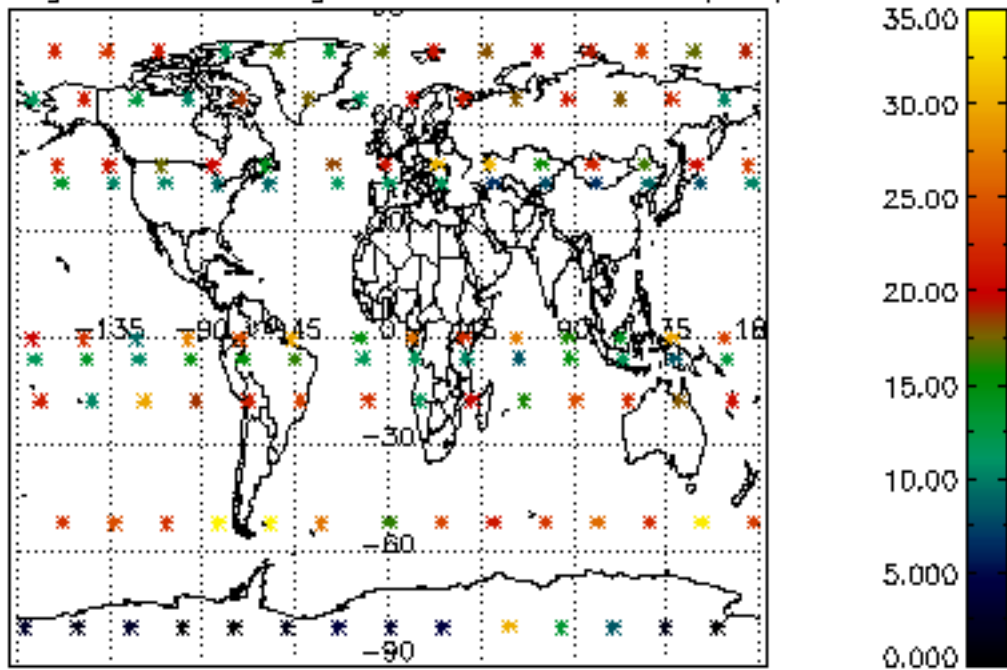
Percentage of cosmic ray hits per profile



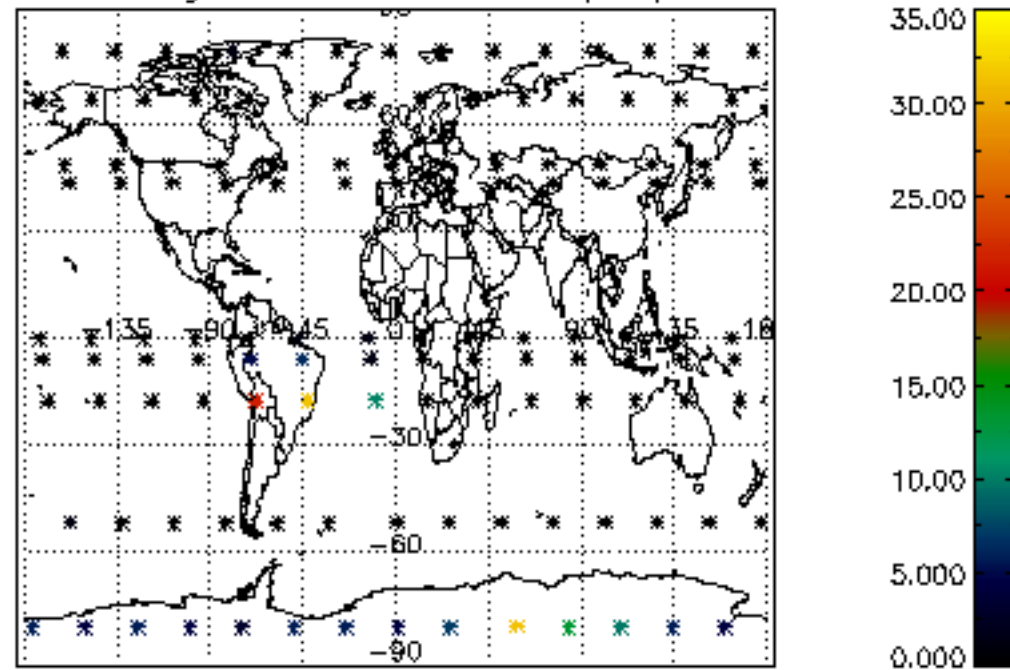
Percentage of datation errors per profile



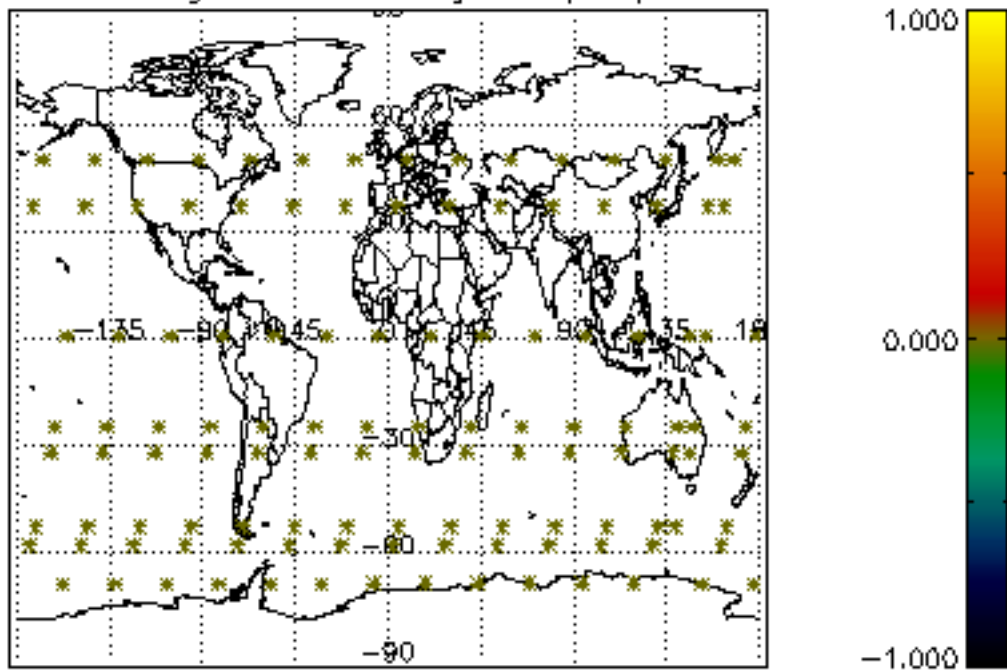
Percentage of star falling outside central band per profile



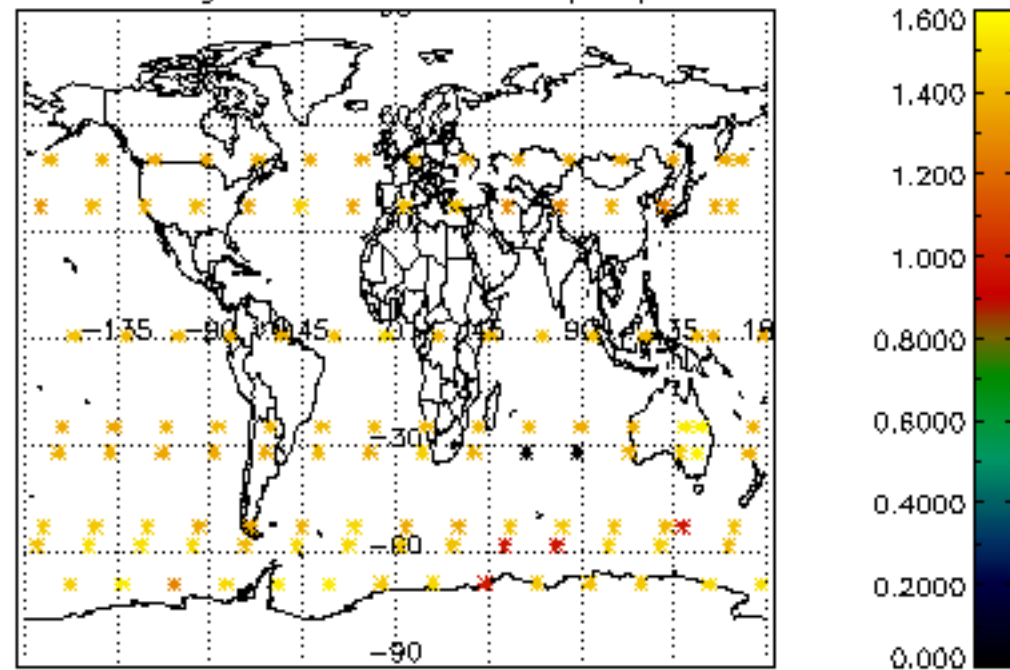
Percentage of saturation errors per profile



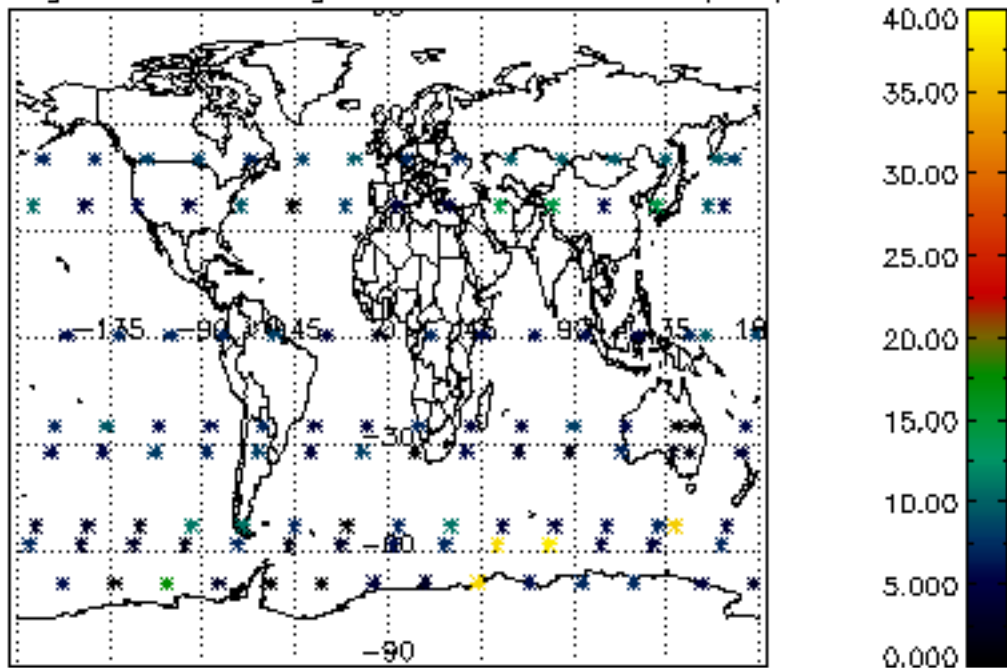
Percentage of cosmic ray hits per profile



Percentage of datation errors per profile



Percentage of star falling outside central band per profile



Percentage of saturation errors per profile

