

# GOMOS Level 2 Daily Report

## SUMMARY

### [1. General Info](#)

### [2. Summary of processed GOM\\_NL\\_2P products](#)

### [3. Level 2 Quality information per product](#)

#### [3.1 Plot of level 2 quality information per product \(time dependant\)](#)

#### [3.2 Plot of level 2 quality information per product \(world map\)](#)

### [4. Level 1 Quality information per product \(stored on level 2 products\)](#)

#### [4.1 Plot of level 1 quality information per product \(time dependant\)](#)

##### [4.1.1 Plot of level 1 quality information per product \(time dependant\): ASCENDING](#)

##### [4.1.2 Plot of level 1 quality information per product \(time dependant\): DESCENDING](#)

#### [4.2 Plot of level 1 quality information per product \(world map\)](#)

##### [4.2.1 Plot of level 1 quality information per product \(world map\): ASCENDING](#)

##### [4.2.2 Plot of level 1 quality information per product \(world map\): DESCENDING](#)

### [5. Ozone profiles based on quality statistics and other trace gas profiles](#)

#### [5.1 Ozone statistics based on quality of products](#)

#### [5.2 Plot ozone profiles for all STD \(dark without errors\)](#)

#### [5.3 Plot ozone profiles where STD < 20% \(dark without errors\)](#)

#### [5.4. Plot ozone profiles where STD < 10% \(dark without errors\)](#)

#### [5.5. Plot ozone profiles where STD < 5% \(dark without errors\)](#)

#### [5.6 Plot NO2 profiles for all STD \(dark without errors\)](#)

#### [5.7 Plot NO3 profiles for all STD \(dark without errors\)](#)

#### [5.8 Plot H2O profiles \(only for occultations of stars 1,2,3,4,13,14,16,26,63 dark without errors\) for all STD](#)

### [6. Auxiliary Data Files used for the production reported in section 2](#)

This report presents the daily analysis on parameters extracted from GOMOS level 2 data (GOM\_NL\_\_2P). It is intended to monitor some important parameters that will impact the quality of these products. A list of level 2 products (and content) that have arrived during the reporting day to the PCF is also given.

Item	Value
Time of report generation	18APR2013 11:12:55
Data source version	GOMOS/6.01
Start time of products	26-09-2005 (26SEP2005 00:00:00)
Stop time of products	27-09-2005 (27SEP2005 00:00:00)
Store outputs in DB	Yes
Nb of level 2 prods	233
Nb of prods with errors	0

## 2. Summary of processed GOM\_NL\_\_2P products.

Nr	Filename	UTC Start time	Limb	Duration	Star Id	Star Name	Star Mag	Star Temp	Nb Meas	Orbit	Prod. error
1	GOM_NL__2PRFIN20050926_014406_000000402041_00089_18680_7071.N1	26-SEP-2005 01:44:06	Dark	39.500	143	Alp Hyi	2.8570	7200.0	79	18680	No
2	GOM_NL__2PRFIN20050926_014534_000000132041_00089_18680_7072.N1	26-SEP-2005 01:45:34	Dark	12.500	9	Alp Eri	0.45300	24000.	25	18680	No
3	GOM_NL__2PRFIN20050926_015115_000000432041_00089_18680_7073.N1	26-SEP-2005 01:51:15	Straylight	43.000	63	Bet Gru	2.1500	2800.0	86	18680	No
4	GOM_NL__2PRFIN20050926_020431_000000372041_00089_18680_7074.N1	26-SEP-2005 02:04:31	Bright	36.500	162	34Alp Aqr	2.9440	5350.0	73	18680	No
5	GOM_NL__2PRFIN20050926_023114_000000362041_00089_18680_7075.N1	26-SEP-2005 02:31:14	Bright	35.500	60	7Bet UMi	2.0810	3950.0	71	18680	No
6	GOM_NL__2PRFIN20050926_023719_000000372041_00089_18680_7076.N1	26-SEP-2005 02:37:19	Bright	36.500	36	50Alp UMa	1.8000	6300.0	73	18680	No
7	GOM_NL__2PRFIN20050926_023848_000000462041_00089_18680_7077.N1	26-SEP-2005 02:38:48	Bright	46.000	82	48Bet UMa	2.3650	10600.	92	18680	No
8	GOM_NL__2PRFIN20050926_024158_000000342041_00089_18680_7078.N1	26-SEP-2005 02:41:58	Bright	34.000	174	52Psi UMa	3.0040	4400.0	68	18680	No
9	GOM_NL__2PRFIN20050926_024837_000000342041_00089_18680_7079.N1	26-SEP-2005 02:48:37	Bright	33.500	166	17Eps Leo	2.9800	6000.0	67	18680	No
10	GOM_NL__2PRFIN20050926_025759_000000382041_00089_18680_7080.N1	26-SEP-2005 02:57:59	Twilight	37.500	48	30Alp Hya	1.9770	4100.0	75	18680	No
11	GOM_NL__2PRFIN20050926_030740_000000422041_00089_18680_7081.N1	26-SEP-2005 03:07:40	Dark	41.500	65	Lam Vel	2.2040	4400.0	83	18680	No
12	GOM_NL__2PRFIN20050926_031059_000000382041_00089_18680_7082.N1	26-SEP-2005 03:10:59	Dark	38.000	46	Del Vel	1.9540	10600.	76	18680	No
13	GOM_NL__2PRFIN20050926_031234_000000482041_00089_18680_7083.N1	26-SEP-2005 03:12:34	Dark	47.500	41	Eps Car	1.8600	4100.0	95	18680	No
14	GOM_NL__2PRFIN20050926_032443_000000382041_00090_18681_7072.N1	26-SEP-2005 03:24:43	Dark	38.000	143	Alp Hyi	2.8570	7200.0	76	18681	No
15	GOM_NL__2PRFIN20050926_032610_000000492041_00090_18681_7073.N1	26-SEP-2005 03:26:10	Dark	48.500	9	Alp Eri	0.45300	24000.	97	18681	No
16	GOM_NL__2PRFIN20050926_033151_000000452041_00090_18681_7074.N1	26-SEP-2005 03:31:51	Straylight	44.500	63	Bet Gru	2.1500	2800.0	89	18681	No
17	GOM_NL__2PRFIN20050926_034507_000000372041_00090_18681_7075.N1	26-SEP-2005 03:45:07	Bright	37.000	162	34Alp Aqr	2.9440	5350.0	74	18681	No
18	GOM_NL__2PRFIN20050926_034905_000000372041_00090_18681_7076.N1	26-SEP-2005 03:49:05	Bright	37.000	90	54Alp Peg	2.4870	11000.	74	18681	No
19	GOM_NL__2PRFIN20050926_035247_000000362041_00090_18681_7077.N1	26-SEP-2005 03:52:47	Bright	36.000	93	53Bet Peg	2.5200	3100.0	72	18681	No
20	GOM_NL__2PRFIN20050926_040246_000000342041_00090_18681_7078.N1	26-SEP-2005 04:02:46	Bright	34.000	89	5Alp Cep	2.4510	8000.0	68	18681	No
21	GOM_NL__2PRFIN20050926_041008_000000372041_00090_18681_7079.N1	26-SEP-2005 04:10:08	Bright	36.500	49	1Alp UMi	1.9900	6300.0	73	18681	No
22	GOM_NL__2PRFIN20050926_041151_000000362041_00090_18681_7080.N1	26-SEP-2005 04:11:51	Bright	35.500	60	7Bet UMi	2.0810	3950.0	71	18681	No
23	GOM_NL__2PRFIN20050926_041755_000000372041_00090_18681_7081.N1	26-SEP-2005 04:17:55	Bright	36.500	36	50Alp UMa	1.8000	6300.0	73	18681	No
24	GOM_NL__2PRFIN20050926_041924_000000332041_00090_18681_7082.N1	26-SEP-2005 04:19:24	Bright	33.000	82	48Bet UMa	2.3650	10600.	66	18681	No
25	GOM_NL__2PRFIN20050926_042235_000000522041_00090_18681_7083.N1	26-SEP-2005 04:22:35	Bright	52.000	174	52Psi UMa	3.0040	4400.0	104	18681	No
26	GOM_NL__2PRFIN20050926_042913_000000342041_00090_18681_7084.N1	26-SEP-2005 04:29:13	Bright	34.000	166	17Eps Leo	2.9800	6000.0	68	18681	No
27	GOM_NL__2PRFIN20050926_043835_000000382041_00090_18681_7085.N1	26-SEP-2005 04:38:35	Twilight	38.000	48	30Alp Hya	1.9770	4100.0	76	18681	No
28	GOM_NL__2PRFIN20050926_044817_000000442041_00090_18681_7086.N1	26-SEP-2005 04:48:17	Dark	44.000	65	Lam Vel	2.2040	4400.0	88	18681	No
29	GOM_NL__2PRFIN20050926_045135_000000392041_00090_18681_7087.N1	26-SEP-2005 04:51:35	Dark	39.000	46	Del Vel	1.9540	10600.	78	18681	No
30	GOM_NL__2PRFIN20050926_045310_000000452041_00090_18681_7088.N1	26-SEP-2005 04:53:10	Dark	45.000	41	Eps Car	1.8600	4100.0	90	18681	No
31	GOM_NL__2PRFIN20050926_050519_000000402041_00091_18682_7072.N1	26-SEP-2005 05:05:19	Dark	39.500	143	Alp Hyi	2.8570	7200.0	79	18682	No
32	GOM_NL__2PRFIN20050926_050647_000000502041_00091_18682_7073.N1	26-SEP-2005 05:06:47	Dark	49.500	9	Alp Eri	0.45300	24000.	99	18682	No
33	GOM_NL__2PRFIN20050926_051227_000000522041_00091_18682_7074.N1	26-SEP-2005 05:12:27	Straylight	52.000	63	Bet Gru	2.1500	2800.0	104	18682	No
34	GOM_NL__2PRFIN20050926_051703_000000442041_00091_18682_7075.N1	26-SEP-2005 05:17:03	Straylight	44.000	18	24Alp PsA	1.1660	9700.0	88	18682	No
35	GOM_NL__2PRFIN20050926_052543_000000372041_00091_18682_7076.N1	26-SEP-2005 05:25:43	Bright	36.500	162	34Alp Aqr	2.9440	5350.0	73	18682	No
36	GOM_NL__2PRFIN20050926_052941_000000372041_00091_18682_7077.N1	26-SEP-2005 05:29:41	Bright	36.500	90	54Alp Peg	2.4870	11000.	73	18682	No
37	GOM_NL__2PRFIN20050926_053323_000000362041_00091_18682_7078.N1	26-SEP-2005 05:33:23	Bright	35.500	93	53Bet Peg	2.5200	3100.0	71	18682	No
38	GOM_NL__2PRFIN20050926_054322_000000362041_00091_18682_7079.N1	26-SEP-2005 05:43:22	Bright	35.500	89	5Alp Cep	2.4510	8000.0	71	18682	No
39	GOM_NL__2PRFIN20050926_055044_000000372041_00091_18682_7080.N1	26-SEP-2005 05:50:44	Bright	37.000	49	1Alp UMi	1.9900	6300.0	74	18682	No
40	GOM_NL__2PRFIN20050926_055227_000000352041_00091_18682_7081.N1	26-SEP-2005 05:52:27	Bright	34.500	60	7Bet UMi	2.0810	3950.0	69	18682	No
41	GOM_NL__2PRFIN20050926_055831_000000372041_00091_18682_7082.N1	26-SEP-2005 05:58:31	Bright	37.000	36	50Alp UMa	1.8000	6300.0	74	18682	No
42	GOM_NL__2PRFIN20050926_060000_000000522041_00091_18682_7083.N1	26-SEP-2005 06:00:00	Bright	52.000	82	48Bet UMa	2.3650	10600.	104	18682	No

43	GOM_NL__2PRFIN20050926_060311_000000322041_00091_18682_7084.N1	26-SEP-2005 06:03:11	Bright	32.000	174	52Psi UMa	3.0040	4400.0	64	18682	No
44	GOM_NL__2PRFIN20050926_060949_000000352041_00091_18682_7085.N1	26-SEP-2005 06:09:49	Bright	34.500	166	17Eps Leo	2.9800	6000.0	69	18682	No
45	GOM_NL__2PRFIN20050926_061912_000000392041_00091_18682_7086.N1	26-SEP-2005 06:19:12	Twilight	38.500	48	30Alp Hya	1.9770	4100.0	77	18682	No
46	GOM_NL__2PRFIN20050926_062853_000000452041_00091_18682_7087.N1	26-SEP-2005 06:28:53	Dark	45.000	65	Lam Vel	2.2040	4400.0	90	18682	No
47	GOM_NL__2PRFIN20050926_063212_000000402041_00091_18682_7088.N1	26-SEP-2005 06:32:12	Dark	39.500	46	Del Vel	1.9540	10600.	79	18682	No
48	GOM_NL__2PRFIN20050926_063346_000000442041_00091_18682_7089.N1	26-SEP-2005 06:33:46	Dark	43.500	41	Eps Car	1.8600	4100.0	87	18682	No
49	GOM_NL__2PRFIN20050926_064555_000000392041_00092_18683_7072.N1	26-SEP-2005 06:45:55	Dark	38.500	143	Alp Hyi	2.8570	7200.0	77	18683	No
50	GOM_NL__2PRFIN20050926_064723_000000422041_00092_18683_7073.N1	26-SEP-2005 06:47:23	Dark	41.500	9	Alp Eri	0.45300	24000.	83	18683	No
51	GOM_NL__2PRFIN20050926_065303_000000522041_00092_18683_7074.N1	26-SEP-2005 06:53:03	Straylight	52.000	63	Bet Gru	2.1500	2800.0	104	18683	No
52	GOM_NL__2PRFIN20050926_065740_000000462041_00092_18683_7075.N1	26-SEP-2005 06:57:40	Straylight	46.000	18	24Alp PsA	1.1660	9700.0	92	18683	No
53	GOM_NL__2PRFIN20050926_070619_000000382041_00092_18683_7076.N1	26-SEP-2005 07:06:19	Bright	38.000	162	34Alp Aqr	2.9440	5350.0	76	18683	No
54	GOM_NL__2PRFIN20050926_071017_000000372041_00092_18683_7077.N1	26-SEP-2005 07:10:17	Bright	37.000	90	54Alp Peg	2.4870	11000.	74	18683	No
55	GOM_NL__2PRFIN20050926_071359_000000392041_00092_18683_7078.N1	26-SEP-2005 07:13:59	Bright	39.000	93	53Bet Peg	2.5200	3100.0	78	18683	No
56	GOM_NL__2PRFIN20050926_072358_000000352041_00092_18683_7079.N1	26-SEP-2005 07:23:58	Bright	35.000	89	5Alp Cep	2.4510	8000.0	70	18683	No
57	GOM_NL__2PRFIN20050926_073120_000000352041_00092_18683_7080.N1	26-SEP-2005 07:31:20	Bright	34.500	49	1Alp UMi	1.9900	6300.0	69	18683	No
58	GOM_NL__2PRFIN20050926_073303_000000372041_00092_18683_7081.N1	26-SEP-2005 07:33:03	Bright	36.500	60	7Bet UMi	2.0810	3950.0	73	18683	No
59	GOM_NL__2PRFIN20050926_073907_000000342041_00092_18683_7082.N1	26-SEP-2005 07:39:07	Bright	33.500	36	50Alp UMa	1.8000	6300.0	67	18683	No
60	GOM_NL__2PRFIN20050926_074037_000000332041_00092_18683_7083.N1	26-SEP-2005 07:40:37	Bright	33.000	82	48Bet UMa	2.3650	10600.	66	18683	No
61	GOM_NL__2PRFIN20050926_074347_000000342041_00092_18683_7084.N1	26-SEP-2005 07:43:47	Bright	33.500	174	52Psi UMa	3.0040	4400.0	67	18683	No
62	GOM_NL__2PRFIN20050926_075026_000000352041_00092_18683_7085.N1	26-SEP-2005 07:50:26	Bright	34.500	166	17Eps Leo	2.9800	6000.0	69	18683	No
63	GOM_NL__2PRFIN20050926_075948_000000452041_00092_18683_7086.N1	26-SEP-2005 07:59:48	Twilight	44.500	48	30Alp Hya	1.9770	4100.0	89	18683	No
64	GOM_NL__2PRFIN20050926_080929_000000432041_00092_18683_7087.N1	26-SEP-2005 08:09:29	Dark	43.000	65	Lam Vel	2.2040	4400.0	86	18683	No
65	GOM_NL__2PRFIN20050926_081248_000000382041_00092_18683_7088.N1	26-SEP-2005 08:12:48	Dark	37.500	46	Del Vel	1.9540	10600.	75	18683	No
66	GOM_NL__2PRFIN20050926_081423_000000432041_00092_18683_7089.N1	26-SEP-2005 08:14:23	Dark	42.500	41	Eps Car	1.8600	4100.0	85	18683	No
67	GOM_NL__2PRFIN20050926_082632_000000392041_00093_18684_7092.N1	26-SEP-2005 08:26:32	Dark	38.500	143	Alp Hyi	2.8570	7200.0	77	18684	No
68	GOM_NL__2PRFIN20050926_082759_000000512041_00093_18684_7093.N1	26-SEP-2005 08:27:59	Dark	51.000	9	Alp Eri	0.45300	24000.	102	18684	No
69	GOM_NL__2PRFIN20050926_083339_000000432041_00093_18684_7094.N1	26-SEP-2005 08:33:39	Straylight	42.500	63	Bet Gru	2.1500	2800.0	85	18684	No
70	GOM_NL__2PRFIN20050926_083816_000000432041_00093_18684_7095.N1	26-SEP-2005 08:38:16	Straylight	43.000	18	24Alp PsA	1.1660	9700.0	86	18684	No
71	GOM_NL__2PRFIN20050926_084655_000000382041_00093_18684_7096.N1	26-SEP-2005 08:46:55	Bright	38.000	162	34Alp Aqr	2.9440	5350.0	76	18684	No
72	GOM_NL__2PRFIN20050926_085053_000000372041_00093_18684_7097.N1	26-SEP-2005 08:50:53	Bright	36.500	90	54Alp Peg	2.4870	11000.	73	18684	No
73	GOM_NL__2PRFIN20050926_085435_000000382041_00093_18684_7098.N1	26-SEP-2005 08:54:35	Bright	37.500	93	53Bet Peg	2.5200	3100.0	75	18684	No
74	GOM_NL__2PRFIN20050926_090434_000000352041_00093_18684_7099.N1	26-SEP-2005 09:04:34	Bright	35.000	89	5Alp Cep	2.4510	8000.0	70	18684	No
75	GOM_NL__2PRFIN20050926_091156_000000362041_00093_18684_7100.N1	26-SEP-2005 09:11:56	Bright	35.500	49	1Alp UMi	1.9900	6300.0	71	18684	No
76	GOM_NL__2PRFIN20050926_091339_000000352041_00093_18684_7101.N1	26-SEP-2005 09:13:39	Bright	34.500	60	7Bet UMi	2.0810	3950.0	69	18684	No
77	GOM_NL__2PRFIN20050926_091944_000000372041_00093_18684_7102.N1	26-SEP-2005 09:19:44	Bright	36.500	36	50Alp UMa	1.8000	6300.0	73	18684	No
78	GOM_NL__2PRFIN20050926_092113_000000342041_00093_18684_7103.N1	26-SEP-2005 09:21:13	Bright	34.000	82	48Bet UMa	2.3650	10600.	68	18684	No
79	GOM_NL__2PRFIN20050926_092423_000000422041_00093_18684_7104.N1	26-SEP-2005 09:24:23	Bright	41.500	174	52Psi UMa	3.0040	4400.0	83	18684	No
80	GOM_NL__2PRFIN20050926_093102_000000342041_00093_18684_7105.N1	26-SEP-2005 09:31:02	Bright	33.500	166	17Eps Leo	2.9800	6000.0	67	18684	No
81	GOM_NL__2PRFIN20050926_094024_000000492041_00093_18684_7106.N1	26-SEP-2005 09:40:24	Twilight	48.500	48	30Alp Hya	1.9770	4100.0	97	18684	No
82	GOM_NL__2PRFIN20050926_095005_000000472041_00093_18684_7107.N1	26-SEP-2005 09:50:05	Dark	46.500	65	Lam Vel	2.2040	4400.0	93	18684	No
83	GOM_NL__2PRFIN20050926_095324_000000402041_00093_18684_7108.N1	26-SEP-2005 09:53:24	Dark	40.000	46	Del Vel	1.9540	10600.	80	18684	No
84	GOM_NL__2PRFIN20050926_095459_000000452041_00093_18684_7109.N1	26-SEP-2005 09:54:59	Dark	44.500	41	Eps Car	1.8600	4100.0	89	18684	No
85	GOM_NL__2PRFIN20050926_100708_000000402041_00094_18685_7092.N1	26-SEP-2005 10:07:08	Dark	39.500	143	Alp Hyi	2.8570	7200.0	79	18685	No
86	GOM_NL__2PRFIN20050926_100836_000000522041_00094_18685_7093.N1	26-SEP-2005 10:08:36	Dark	52.000	9	Alp Eri	0.45300	24000.	104	18685	No
87	GOM_NL__2PRFIN20050926_101416_000000412041_00094_18685_7094.N1	26-SEP-2005 10:14:16	Straylight	41.000	63	Bet Gru	2.1500	2800.0	82	18685	No
88	GOM_NL__2PRFIN20050926_101852_000000422041_00094_18685_7095.N1	26-SEP-2005 10:18:52	Straylight	41.500	18	24Alp PsA	1.1660	9700.0	83	18685	No
89	GOM_NL__2PRFIN20050926_102731_000000382041_00094_18685_7096.N1	26-SEP-2005 10:27:31	Bright	37.500	162	34Alp Aqr	2.9440	5350.0	75	18685	No
90	GOM_NL__2PRFIN20050926_103129_000000372041_00094_18685_7097.N1	26-SEP-2005 10:31:29	Bright	37.000	90	54Alp Peg	2.4870	11000.	74	18685	No
91	GOM_NL__2PRFIN20050926_103510_000000352041_00094_18685_7098.N1	26-SEP-2005 10:35:10	Bright	35.000	93	53Bet Peg	2.5200	3100.0	70	18685	No
92	GOM_NL__2PRFIN20050926_104510_000000352041_00094_18685_7099.N1	26-SEP-2005 10:45:10	Bright	34.500	89	5Alp Cep	2.4510	8000.0	69	18685	No
93	GOM_NL__2PRFIN20050926_105232_000000352041_00094_18685_7100.N1	26-SEP-2005 10:52:32	Bright	35.000	49	1Alp UMi	1.9900	6300.0	70	18685	No
94	GOM_NL__2PRFIN20050926_105416_000000392041_00094_18685_7101.N1	26-SEP-2005 10:54:16	Bright	38.500	60	7Bet UMi	2.0810	3950.0	77	18685	No
95	GOM_NL__2PRFIN20050926_110020_000000342041_00094_18685_7102.N1	26-SEP-2005 11:00:20	Bright	34.000	36	50Alp UMa	1.8000	6300.0	68	18685	No
96	GOM_NL__2PRFIN20050926_110149_000000332041_00094_18685_7103.N1	26-SEP-2005 11:01:49	Bright	33.000	82	48Bet UMa	2.3650	10600.	66	18685	No
97	GOM_NL__2PRFIN20050926_110459_000000322041_00094_18685_7104.N1	26-SEP-2005 11:04:59	Bright	32.000	174	52Psi UMa	3.0040	4400.0	64	18685	No
98	GOM_NL__2PRFIN20050926_111138_000000332041_00094_18685_7105.N1	26-SEP-2005 11:11:38	Bright	32.500	166	17Eps Leo	2.9800	6000.0	65	18685	No
99	GOM_NL__2PRFIN20050926_112100_000000442041_00094_18685_7106.N1	26-SEP-2005 11:21:00	Twilight	44.000	48	30Alp Hya	1.9770	4100.0	88	18685	No
100	GOM_NL__2PRFIN20050926_113042_000000432041_00094_18685_7107.N1	26-SEP-2005 11:30:42	Dark	43.000	65	Lam Vel	2.2040	4400.0	86	18685	No
101	GOM_NL__2PRFIN20050926_113400_000000432041_00094_18685_7108.N1	26-SEP-2005 11:34:00	Dark	42.500	46	Del Vel	1.9540	10600.	85	18685	No

102	GOM_NL__2PRFIN20050926_113535_000000512041_00094_18685_7109.N1	26-SEP-2005 11:35:35	Dark	51.000	41	Eps Car	1.8600	4100.0	102	18685	No
103	GOM_NL__2PRFIN20050926_114744_000000422041_00095_18686_7092.N1	26-SEP-2005 11:47:44	Dark	41.500	143	Alp Hyi	2.8570	7200.0	83	18686	No
104	GOM_NL__2PRFIN20050926_114912_000000522041_00095_18686_7093.N1	26-SEP-2005 11:49:12	Dark	52.000	9	Alp Eri	0.45300	24000.	104	18686	No
105	GOM_NL__2PRFIN20050926_115452_000000462041_00095_18686_7094.N1	26-SEP-2005 11:54:52	Straylight	45.500	63	Bet Gru	2.1500	2800.0	91	18686	No
106	GOM_NL__2PRFIN20050926_115928_000000402041_00095_18686_7095.N1	26-SEP-2005 11:59:28	Straylight	40.000	18	24Alp PsA	1.1660	9700.0	80	18686	No
107	GOM_NL__2PRFIN20050926_120808_000000372041_00095_18686_7096.N1	26-SEP-2005 12:08:08	Bright	37.000	162	34Alp Aqr	2.9440	5350.0	74	18686	No
108	GOM_NL__2PRFIN20050926_121205_000000372041_00095_18686_7097.N1	26-SEP-2005 12:12:05	Bright	36.500	90	54Alp Peg	2.4870	11000.	73	18686	No
109	GOM_NL__2PRFIN20050926_121546_000000382041_00095_18686_7098.N1	26-SEP-2005 12:15:46	Bright	37.500	93	53Bet Peg	2.5200	3100.0	75	18686	No
110	GOM_NL__2PRFIN20050926_122546_000000372041_00095_18686_7099.N1	26-SEP-2005 12:25:46	Bright	37.000	89	5Alp Cep	2.4510	8000.0	74	18686	No
111	GOM_NL__2PRFIN20050926_123307_000000362041_00095_18686_7100.N1	26-SEP-2005 12:33:07	Bright	35.500	49	1Alp UMi	1.9900	6300.0	71	18686	No
112	GOM_NL__2PRFIN20050926_123452_000000382041_00095_18686_7101.N1	26-SEP-2005 12:34:52	Bright	37.500	60	7Bet UMi	2.0810	3950.0	75	18686	No
113	GOM_NL__2PRFIN20050926_124055_000000342041_00095_18686_7102.N1	26-SEP-2005 12:40:55	Bright	34.000	36	50Alp UMa	1.8000	6300.0	68	18686	No
114	GOM_NL__2PRFIN20050926_124225_000000382041_00095_18686_7103.N1	26-SEP-2005 12:42:25	Bright	37.500	82	48Bet UMa	2.3650	10600.	75	18686	No
115	GOM_NL__2PRFIN20050926_124535_000000352041_00095_18686_7104.N1	26-SEP-2005 12:45:35	Bright	35.000	174	52Psi UMa	3.0040	4400.0	70	18686	No
116	GOM_NL__2PRFIN20050926_125214_000000332041_00095_18686_7105.N1	26-SEP-2005 12:52:14	Bright	33.000	166	17Eps Leo	2.9800	6000.0	66	18686	No
117	GOM_NL__2PRFIN20050926_130137_000000472041_00095_18686_7106.N1	26-SEP-2005 13:01:37	Twilight	47.000	48	30Alp Hya	1.9770	4100.0	94	18686	No
118	GOM_NL__2PRFIN20050926_131118_000000432041_00095_18686_7107.N1	26-SEP-2005 13:11:18	Dark	42.500	65	Lam Vel	2.2040	4400.0	85	18686	No
119	GOM_NL__2PRFIN20050926_131436_000000372041_00095_18686_7108.N1	26-SEP-2005 13:14:36	Dark	37.000	46	Del Vel	1.9540	10600.	74	18686	No
120	GOM_NL__2PRFIN20050926_131611_000000472041_00095_18686_7109.N1	26-SEP-2005 13:16:11	Dark	47.000	41	Eps Car	1.8600	4100.0	94	18686	No
121	GOM_NL__2PRFIN20050926_132821_000000392041_00096_18687_7092.N1	26-SEP-2005 13:28:21	Dark	39.000	143	Alp Hyi	2.8570	7200.0	78	18687	No
122	GOM_NL__2PRFIN20050926_132948_000000512041_00096_18687_7093.N1	26-SEP-2005 13:29:48	Dark	51.000	9	Alp Eri	0.45300	24000.	102	18687	No
123	GOM_NL__2PRFIN20050926_133528_000000482041_00096_18687_7094.N1	26-SEP-2005 13:35:28	Straylight	48.000	63	Bet Gru	2.1500	2800.0	96	18687	No
124	GOM_NL__2PRFIN20050926_134004_000000432041_00096_18687_7095.N1	26-SEP-2005 13:40:04	Straylight	43.000	18	24Alp PsA	1.1660	9700.0	86	18687	No
125	GOM_NL__2PRFIN20050926_134844_000000372041_00096_18687_7096.N1	26-SEP-2005 13:48:44	Bright	37.000	162	34Alp Aqr	2.9440	5350.0	74	18687	No
126	GOM_NL__2PRFIN20050926_135241_000000372041_00096_18687_7097.N1	26-SEP-2005 13:52:41	Bright	37.000	90	54Alp Peg	2.4870	11000.	74	18687	No
127	GOM_NL__2PRFIN20050926_135622_000000382041_00096_18687_7098.N1	26-SEP-2005 13:56:22	Bright	37.500	93	53Bet Peg	2.5200	3100.0	75	18687	No
128	GOM_NL__2PRFIN20050926_140623_000000362041_00096_18687_7099.N1	26-SEP-2005 14:06:23	Bright	35.500	89	5Alp Cep	2.4510	8000.0	71	18687	No
129	GOM_NL__2PRFIN20050926_141343_000000352041_00096_18687_7100.N1	26-SEP-2005 14:13:43	Bright	35.000	49	1Alp UMi	1.9900	6300.0	70	18687	No
130	GOM_NL__2PRFIN20050926_141528_000000332041_00096_18687_7101.N1	26-SEP-2005 14:15:28	Bright	33.000	60	7Bet UMi	2.0810	3950.0	66	18687	No
131	GOM_NL__2PRFIN20050926_142132_000000352041_00096_18687_7102.N1	26-SEP-2005 14:21:32	Bright	35.000	36	50Alp UMa	1.8000	6300.0	70	18687	No
132	GOM_NL__2PRFIN20050926_142301_000000522041_00096_18687_7103.N1	26-SEP-2005 14:23:01	Bright	52.000	82	48Bet UMa	2.3650	10600.	104	18687	No
133	GOM_NL__2PRFIN20050926_142611_000000332041_00096_18687_7104.N1	26-SEP-2005 14:26:11	Bright	32.500	174	52Psi UMa	3.0040	4400.0	65	18687	No
134	GOM_NL__2PRFIN20050926_143250_000000342041_00096_18687_7105.N1	26-SEP-2005 14:32:50	Bright	34.000	166	17Eps Leo	2.9800	6000.0	68	18687	No
135	GOM_NL__2PRFIN20050926_144213_000000532041_00096_18687_7106.N1	26-SEP-2005 14:42:13	Twilight	53.000	48	30Alp Hya	1.9770	4100.0	106	18687	No
136	GOM_NL__2PRFIN20050926_145154_000000442041_00096_18687_7107.N1	26-SEP-2005 14:51:54	Dark	43.500	65	Lam Vel	2.2040	4400.0	87	18687	No
137	GOM_NL__2PRFIN20050926_145512_000000382041_00096_18687_7108.N1	26-SEP-2005 14:55:12	Dark	38.000	46	Del Vel	1.9540	10600.	76	18687	No
138	GOM_NL__2PRFIN20050926_145647_000000392041_00096_18687_7109.N1	26-SEP-2005 14:56:47	Dark	38.500	41	Eps Car	1.8600	4100.0	77	18687	No
139	GOM_NL__2PRFIN20050926_150857_000000392041_00097_18688_7092.N1	26-SEP-2005 15:08:57	Dark	39.000	143	Alp Hyi	2.8570	7200.0	78	18688	No
140	GOM_NL__2PRFIN20050926_151025_000000462041_00097_18688_7093.N1	26-SEP-2005 15:10:25	Dark	46.000	9	Alp Eri	0.45300	24000.	92	18688	No
141	GOM_NL__2PRFIN20050926_151604_000000472041_00097_18688_7094.N1	26-SEP-2005 15:16:04	Straylight	47.000	63	Bet Gru	2.1500	2800.0	94	18688	No
142	GOM_NL__2PRFIN20050926_152040_000000442041_00097_18688_7095.N1	26-SEP-2005 15:20:40	Straylight	44.000	18	24Alp PsA	1.1660	9700.0	88	18688	No
143	GOM_NL__2PRFIN20050926_152920_000000382041_00097_18688_7096.N1	26-SEP-2005 15:29:20	Bright	37.500	162	34Alp Aqr	2.9440	5350.0	75	18688	No
144	GOM_NL__2PRFIN20050926_153316_000000372041_00097_18688_7097.N1	26-SEP-2005 15:33:16	Bright	36.500	90	54Alp Peg	2.4870	11000.	73	18688	No
145	GOM_NL__2PRFIN20050926_153658_000000372041_00097_18688_7098.N1	26-SEP-2005 15:36:58	Bright	37.000	93	53Bet Peg	2.5200	3100.0	74	18688	No
146	GOM_NL__2PRFIN20050926_154659_000000362041_00097_18688_7099.N1	26-SEP-2005 15:46:59	Bright	36.000	89	5Alp Cep	2.4510	8000.0	72	18688	No
147	GOM_NL__2PRFIN20050926_155419_000000362041_00097_18688_7100.N1	26-SEP-2005 15:54:19	Bright	36.000	49	1Alp UMi	1.9900	6300.0	72	18688	No
148	GOM_NL__2PRFIN20050926_155604_000000372041_00097_18688_7101.N1	26-SEP-2005 15:56:04	Bright	36.500	60	7Bet UMi	2.0810	3950.0	73	18688	No
149	GOM_NL__2PRFIN20050926_160208_000000352041_00097_18688_7102.N1	26-SEP-2005 16:02:08	Bright	35.000	36	50Alp UMa	1.8000	6300.0	70	18688	No
150	GOM_NL__2PRFIN20050926_160337_000000342041_00097_18688_7103.N1	26-SEP-2005 16:03:37	Bright	34.000	82	48Bet UMa	2.3650	10600.	68	18688	No
151	GOM_NL__2PRFIN20050926_160648_000000352041_00097_18688_7104.N1	26-SEP-2005 16:06:48	Bright	34.500	174	52Psi UMa	3.0040	4400.0	69	18688	No
152	GOM_NL__2PRFIN20050926_161326_000000532041_00097_18688_7105.N1	26-SEP-2005 16:13:26	Bright	53.000	166	17Eps Leo	2.9800	6000.0	106	18688	No
153	GOM_NL__2PRFIN20050926_162249_000000532041_00097_18688_7106.N1	26-SEP-2005 16:22:49	Twilight	52.500	48	30Alp Hya	1.9770	4100.0	105	18688	No
154	GOM_NL__2PRFIN20050926_163230_000000432041_00097_18688_7107.N1	26-SEP-2005 16:32:30	Dark	42.500	65	Lam Vel	2.2040	4400.0	85	18688	No
155	GOM_NL__2PRFIN20050926_163549_000000412041_00097_18688_7108.N1	26-SEP-2005 16:35:49	Dark	41.000	46	Del Vel	1.9540	10600.	82	18688	No
156	GOM_NL__2PRFIN20050926_163724_000000392041_00097_18688_7109.N1	26-SEP-2005 16:37:24	Dark	38.500	41	Eps Car	1.8600	4100.0	77	18688	No
157	GOM_NL__2PRFIN20050926_164934_000000392041_00098_18689_7092.N1	26-SEP-2005 16:49:34	Dark	38.500	143	Alp Hyi	2.8570	7200.0	77	18689	No
158	GOM_NL__2PRFIN20050926_165101_000000442041_00098_18689_7093.N1	26-SEP-2005 16:51:01	Dark	43.500	9	Alp Eri	0.45300	24000.	87	18689	No
159	GOM_NL__2PRFIN20050926_165640_000000522041_00098_18689_7094.N1	26-SEP-2005 16:56:40	Straylight	52.000	63	Bet Gru	2.1500	2800.0	104	18689	No
160	GOM_NL__2PRFIN20050926_170116_000000412041_00098_18689_7095.N1	26-SEP-2005 17:01:16	Straylight	40.500	18	24Alp PsA	1.1660	9700.0	81	18689	No



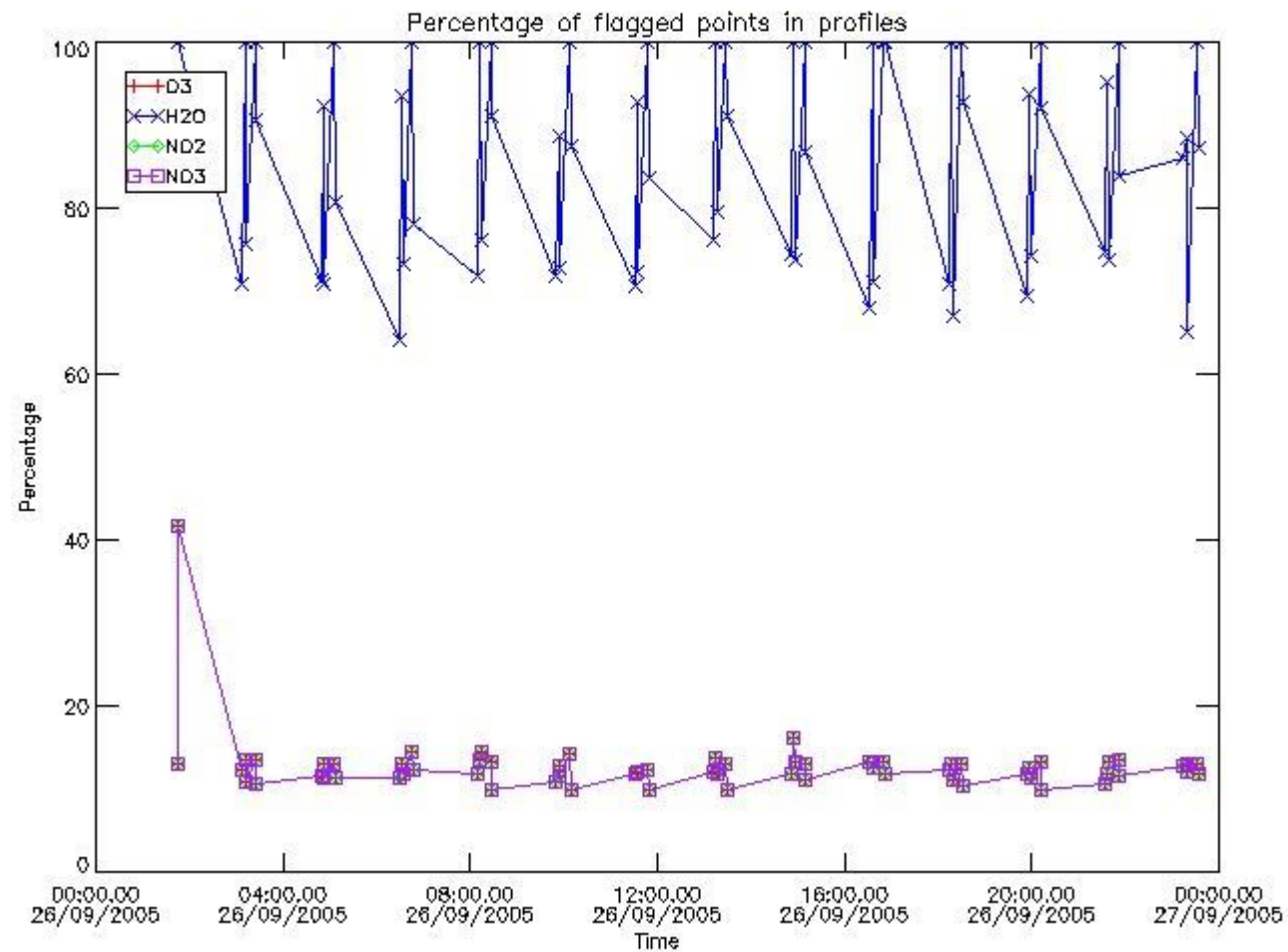
161	GOM_NL__2PRFIN20050926_170956_000000372041_00098_18689_7096.N1	26-SEP-2005 17:09:56	Bright	37.000	162	34Alp Aqr	2.9440	5350.0	74	18689	No
162	GOM_NL__2PRFIN20050926_171352_000000372041_00098_18689_7097.N1	26-SEP-2005 17:13:52	Bright	37.000	90	54Alp Peg	2.4870	11000.	74	18689	No
163	GOM_NL__2PRFIN20050926_171734_000000372041_00098_18689_7098.N1	26-SEP-2005 17:17:34	Bright	36.500	93	53Bet Peg	2.5200	3100.0	73	18689	No
164	GOM_NL__2PRFIN20050926_172735_000000332041_00098_18689_7099.N1	26-SEP-2005 17:27:35	Bright	33.000	89	5Alp Cep	2.4510	8000.0	66	18689	No
165	GOM_NL__2PRFIN20050926_173455_000000362041_00098_18689_7100.N1	26-SEP-2005 17:34:55	Bright	36.000	49	1Alp UMi	1.9900	6300.0	72	18689	No
166	GOM_NL__2PRFIN20050926_173640_000000362041_00098_18689_7101.N1	26-SEP-2005 17:36:40	Bright	36.000	60	7Bet UMi	2.0810	3950.0	72	18689	No
167	GOM_NL__2PRFIN20050926_174244_000000352041_00098_18689_7102.N1	26-SEP-2005 17:42:44	Bright	35.000	36	50Alp UMa	1.8000	6300.0	70	18689	No
168	GOM_NL__2PRFIN20050926_174413_000000332041_00098_18689_7103.N1	26-SEP-2005 17:44:13	Bright	33.000	82	48Bet UMa	2.3650	10600.	66	18689	No
169	GOM_NL__2PRFIN20050926_174724_000000342041_00098_18689_7104.N1	26-SEP-2005 17:47:24	Bright	33.500	174	52Psi UMa	3.0040	4400.0	67	18689	No
170	GOM_NL__2PRFIN20050926_175402_000000352041_00098_18689_7105.N1	26-SEP-2005 17:54:02	Bright	35.000	166	17Eps Leo	2.9800	6000.0	70	18689	No
171	GOM_NL__2PRFIN20050926_180326_000000502041_00098_18689_7106.N1	26-SEP-2005 18:03:26	Twilight	50.000	48	30Alp Hya	1.9770	4100.0	100	18689	No
172	GOM_NL__2PRFIN20050926_181307_000000422041_00098_18689_7107.N1	26-SEP-2005 18:13:07	Dark	41.500	65	Lam Vel	2.2040	4400.0	83	18689	No
173	GOM_NL__2PRFIN20050926_181625_000000392041_00098_18689_7108.N1	26-SEP-2005 18:16:25	Dark	39.000	46	Del Vel	1.9540	10600.	78	18689	No
174	GOM_NL__2PRFIN20050926_181800_000000462041_00098_18689_7109.N1	26-SEP-2005 18:18:00	Dark	46.000	41	Eps Car	1.8600	4100.0	92	18689	No
175	GOM_NL__2PRFIN20050926_183010_000000402041_00099_18690_7092.N1	26-SEP-2005 18:30:10	Dark	39.500	143	Alp Hyi	2.8570	7200.0	79	18690	No
176	GOM_NL__2PRFIN20050926_183137_000000492041_00099_18690_7093.N1	26-SEP-2005 18:31:37	Dark	49.000	9	Alp Eri	0.45300	24000.	98	18690	No
177	GOM_NL__2PRFIN20050926_183716_000000492041_00099_18690_7094.N1	26-SEP-2005 18:37:16	Straylight	48.500	63	Bet Gru	2.1500	2800.0	97	18690	No
178	GOM_NL__2PRFIN20050926_184152_000000432041_00099_18690_7095.N1	26-SEP-2005 18:41:52	Straylight	42.500	18	24Alp PsA	1.1660	9700.0	85	18690	No
179	GOM_NL__2PRFIN20050926_185032_000000382041_00099_18690_7096.N1	26-SEP-2005 18:50:32	Bright	38.000	162	34Alp Aqr	2.9440	5350.0	76	18690	No
180	GOM_NL__2PRFIN20050926_185428_000000362041_00099_18690_7097.N1	26-SEP-2005 18:54:28	Bright	35.500	90	54Alp Peg	2.4870	11000.	71	18690	No
181	GOM_NL__2PRFIN20050926_185810_000000392041_00099_18690_7098.N1	26-SEP-2005 18:58:10	Bright	39.000	93	53Bet Peg	2.5200	3100.0	78	18690	No
182	GOM_NL__2PRFIN20050926_190811_000000372041_00099_18690_7099.N1	26-SEP-2005 19:08:11	Bright	36.500	89	5Alp Cep	2.4510	8000.0	73	18690	No
183	GOM_NL__2PRFIN20050926_191531_000000362041_00099_18690_7100.N1	26-SEP-2005 19:15:31	Bright	35.500	49	1Alp UMi	1.9900	6300.0	71	18690	No
184	GOM_NL__2PRFIN20050926_191717_000000362041_00099_18690_7101.N1	26-SEP-2005 19:17:17	Bright	35.500	60	7Bet UMi	2.0810	3950.0	71	18690	No
185	GOM_NL__2PRFIN20050926_192320_000000342041_00099_18690_7102.N1	26-SEP-2005 19:23:20	Bright	33.500	36	50Alp UMa	1.8000	6300.0	67	18690	No
186	GOM_NL__2PRFIN20050926_192449_000000352041_00099_18690_7103.N1	26-SEP-2005 19:24:49	Bright	35.000	82	48Bet UMa	2.3650	10600.	70	18690	No
187	GOM_NL__2PRFIN20050926_192800_000000352041_00099_18690_7104.N1	26-SEP-2005 19:28:00	Bright	35.000	174	52Psi UMa	3.0040	4400.0	70	18690	No
188	GOM_NL__2PRFIN20050926_193438_000000352041_00099_18690_7105.N1	26-SEP-2005 19:34:38	Bright	35.000	166	17Eps Leo	2.9800	6000.0	70	18690	No
189	GOM_NL__2PRFIN20050926_194402_000000462041_00099_18690_7106.N1	26-SEP-2005 19:44:02	Twilight	46.000	48	30Alp Hya	1.9770	4100.0	92	18690	No
190	GOM_NL__2PRFIN20050926_195343_000000432041_00099_18690_7107.N1	26-SEP-2005 19:53:43	Dark	43.000	65	Lam Vel	2.2040	4400.0	86	18690	No
191	GOM_NL__2PRFIN20050926_195701_000000412041_00099_18690_7108.N1	26-SEP-2005 19:57:01	Dark	41.000	46	Del Vel	1.9540	10600.	82	18690	No
192	GOM_NL__2PRFIN20050926_195836_000000452041_00099_18690_7109.N1	26-SEP-2005 19:58:36	Dark	45.000	41	Eps Car	1.8600	4100.0	90	18690	No
193	GOM_NL__2PRFIN20050926_201046_000000392041_00100_18691_7092.N1	26-SEP-2005 20:10:46	Dark	38.500	143	Alp Hyi	2.8570	7200.0	77	18691	No
194	GOM_NL__2PRFIN20050926_201214_000000512041_00100_18691_7093.N1	26-SEP-2005 20:12:14	Dark	51.000	9	Alp Eri	0.45300	24000.	102	18691	No
195	GOM_NL__2PRFIN20050926_203108_000000372041_00100_18691_7094.N1	26-SEP-2005 20:31:08	Bright	36.500	162	34Alp Aqr	2.9440	5350.0	73	18691	No
196	GOM_NL__2PRFIN20050926_203504_000000372041_00100_18691_7095.N1	26-SEP-2005 20:35:04	Bright	36.500	90	54Alp Peg	2.4870	11000.	73	18691	No
197	GOM_NL__2PRFIN20050926_203846_000000372041_00100_18691_7096.N1	26-SEP-2005 20:38:46	Bright	36.500	93	53Bet Peg	2.5200	3100.0	73	18691	No
198	GOM_NL__2PRFIN20050926_204847_000000352041_00100_18691_7097.N1	26-SEP-2005 20:48:47	Bright	35.000	89	5Alp Cep	2.4510	8000.0	70	18691	No
199	GOM_NL__2PRFIN20050926_205607_000000362041_00100_18691_7098.N1	26-SEP-2005 20:56:07	Bright	35.500	49	1Alp UMi	1.9900	6300.0	71	18691	No
200	GOM_NL__2PRFIN20050926_205753_000000372041_00100_18691_7099.N1	26-SEP-2005 20:57:53	Bright	37.000	60	7Bet UMi	2.0810	3950.0	74	18691	No
201	GOM_NL__2PRFIN20050926_210356_000000352041_00100_18691_7100.N1	26-SEP-2005 21:03:56	Bright	34.500	36	50Alp UMa	1.8000	6300.0	69	18691	No
202	GOM_NL__2PRFIN20050926_210525_000000342041_00100_18691_7101.N1	26-SEP-2005 21:05:25	Bright	34.000	82	48Bet UMa	2.3650	10600.	68	18691	No
203	GOM_NL__2PRFIN20050926_210836_000000342041_00100_18691_7102.N1	26-SEP-2005 21:08:36	Bright	33.500	174	52Psi UMa	3.0040	4400.0	67	18691	No
204	GOM_NL__2PRFIN20050926_211515_000000352041_00100_18691_7103.N1	26-SEP-2005 21:15:15	Bright	34.500	166	17Eps Leo	2.9800	6000.0	69	18691	No
205	GOM_NL__2PRFIN20050926_212438_000000512041_00100_18691_7104.N1	26-SEP-2005 21:24:38	Twilight	50.500	48	30Alp Hya	1.9770	4100.0	101	18691	No
206	GOM_NL__2PRFIN20050926_213419_000000482041_00100_18691_7105.N1	26-SEP-2005 21:34:19	Dark	48.000	65	Lam Vel	2.2040	4400.0	96	18691	No
207	GOM_NL__2PRFIN20050926_213738_000000432041_00100_18691_7106.N1	26-SEP-2005 21:37:38	Dark	43.000	46	Del Vel	1.9540	10600.	86	18691	No
208	GOM_NL__2PRFIN20050926_213913_000000392041_00100_18691_7107.N1	26-SEP-2005 21:39:13	Dark	38.500	41	Eps Car	1.8600	4100.0	77	18691	No
209	GOM_NL__2PRFIN20050926_215123_000000382041_00101_18692_7092.N1	26-SEP-2005 21:51:23	Dark	38.000	143	Alp Hyi	2.8570	7200.0	76	18692	No
210	GOM_NL__2PRFIN20050926_215250_000000442041_00101_18692_7093.N1	26-SEP-2005 21:52:50	Dark	44.000	9	Alp Eri	0.45300	24000.	88	18692	No
211	GOM_NL__2PRFIN20050926_215828_000000432041_00101_18692_7094.N1	26-SEP-2005 21:58:28	Straylight	42.500	63	Bet Gru	2.1500	2800.0	85	18692	No
212	GOM_NL__2PRFIN20050926_220305_000000452041_00101_18692_7095.N1	26-SEP-2005 22:03:05	Straylight	44.500	18	24Alp PsA	1.1660	9700.0	89	18692	No
213	GOM_NL__2PRFIN20050926_221145_000000382041_00101_18692_7096.N1	26-SEP-2005 22:11:45	Bright	38.000	162	34Alp Aqr	2.9440	5350.0	76	18692	No
214	GOM_NL__2PRFIN20050926_221540_000000372041_00101_18692_7097.N1	26-SEP-2005 22:15:40	Bright	36.500	90	54Alp Peg	2.4870	11000.	73	18692	No
215	GOM_NL__2PRFIN20050926_221922_000000392041_00101_18692_7098.N1	26-SEP-2005 22:19:22	Bright	38.500	93	53Bet Peg	2.5200	3100.0	77	18692	No
216	GOM_NL__2PRFIN20050926_222923_000000362041_00101_18692_7099.N1	26-SEP-2005 22:29:23	Bright	35.500	89	5Alp Cep	2.4510	8000.0	71	18692	No
217	GOM_NL__2PRFIN20050926_223643_000000352041_00101_18692_7100.N1	26-SEP-2005 22:36:43	Bright	35.000	49	1Alp UMi	1.9900	6300.0	70	18692	No
218	GOM_NL__2PRFIN20050926_223829_000000332041_00101_18692_7101.N1	26-SEP-2005 22:38:29	Bright	32.500	60	7Bet UMi	2.0810	3950.0	65	18692	No
219	GOM_NL__2PRFIN20050926_224432_000000372041_00101_18692_7102.N1	26-SEP-2005 22:44:32	Bright	36.500	36	50Alp UMa	1.8000	6300.0	73	18692	No

220	GOM_NL__2PRFIN20050926_224601_000000342041_00101_18692_7103.N1	26-SEP-2005 22:46:01	Bright	34.000	82	48Bet UMa	2.3650	10600.	68	18692	No
221	GOM_NL__2PRFIN20050926_224912_000000332041_00101_18692_7104.N1	26-SEP-2005 22:49:12	Bright	33.000	174	52Psi UMa	3.0040	4400.0	66	18692	No
222	GOM_NL__2PRFIN20050926_225550_000000352041_00101_18692_7105.N1	26-SEP-2005 22:55:50	Bright	34.500	166	17Eps Leo	2.9800	6000.0	69	18692	No
223	GOM_NL__2PRFIN20050926_230514_000000492041_00101_18692_7106.N1	26-SEP-2005 23:05:14	Twilight	48.500	48	30Alp Hya	1.9770	4100.0	97	18692	No
224	GOM_NL__2PRFIN20050926_231455_000000402041_00101_18692_7107.N1	26-SEP-2005 23:14:55	Dark	40.000	65	Lam Vel	2.2040	4400.0	80	18692	No
225	GOM_NL__2PRFIN20050926_231814_000000392041_00101_18692_7108.N1	26-SEP-2005 23:18:14	Dark	39.000	46	Del Vel	1.9540	10600.	78	18692	No
226	GOM_NL__2PRFIN20050926_231949_000000422041_00101_18692_7109.N1	26-SEP-2005 23:19:49	Dark	42.000	41	Eps Car	1.8600	4100.0	84	18692	No
227	GOM_NL__2PRFIN20050926_233159_000000402041_00102_18693_7092.N1	26-SEP-2005 23:31:59	Dark	39.500	143	Alp Hyi	2.8570	7200.0	79	18693	No
228	GOM_NL__2PRFIN20050926_233326_000000442041_00102_18693_7093.N1	26-SEP-2005 23:33:26	Dark	43.500	9	Alp Eri	0.45300	24000.	87	18693	No
229	GOM_NL__2PRFIN20050926_233910_000000362041_00102_18693_7094.N1	26-SEP-2005 23:39:10	Straylight	35.500	63	Bet Gru	2.1500	2800.0	71	18693	No
230	GOM_NL__2PRFIN20050926_234341_000000432041_00102_18693_7095.N1	26-SEP-2005 23:43:41	Straylight	42.500	18	24Alp PsA	1.1660	9700.0	85	18693	No
231	GOM_NL__2PRFIN20050926_235221_000000372041_00102_18693_7096.N1	26-SEP-2005 23:52:21	Bright	37.000	162	34Alp Aqr	2.9440	5350.0	74	18693	No
232	GOM_NL__2PRFIN20050926_235616_000000372041_00102_18693_7097.N1	26-SEP-2005 23:56:16	Bright	37.000	90	54Alp Peg	2.4870	11000.	74	18693	No
233	GOM_NL__2PRFIN20050926_235957_000000392041_00102_18693_7098.N1	26-SEP-2005 23:59:57	Bright	39.000	93	53Bet Peg	2.5200	3100.0	78	18693	No

### 3. Quality information per product

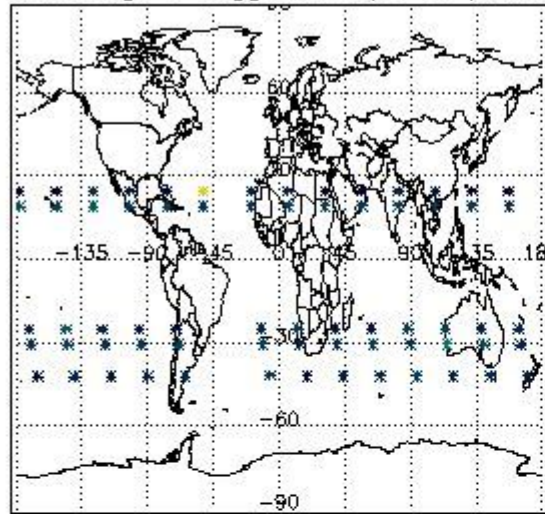
In this section it is plotted some information contained in the Quality Summary data set of the level 2 products. Only products in dark limb conditions and without errors (error flag in the MPH set to "0") are used.

#### 3.1 Plot quality information per product (time dependant)

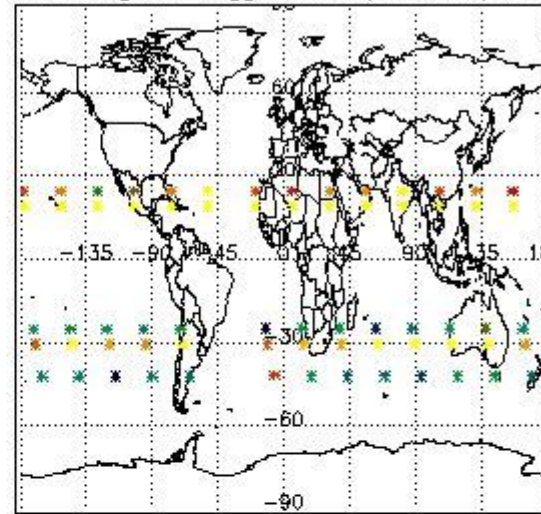


#### 3.2 Plot quality information per product (world map)

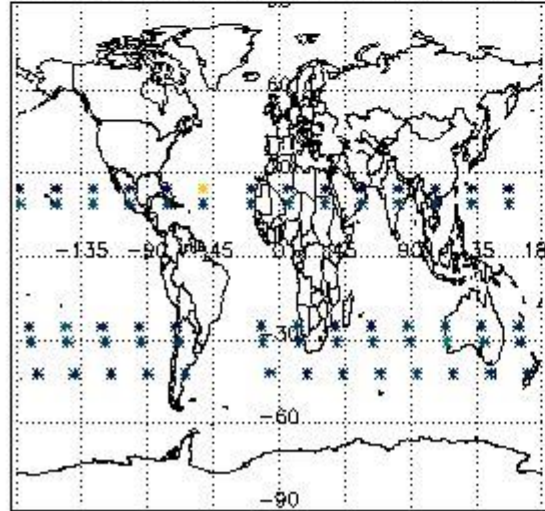
Percentage of flagged data per O3 profile



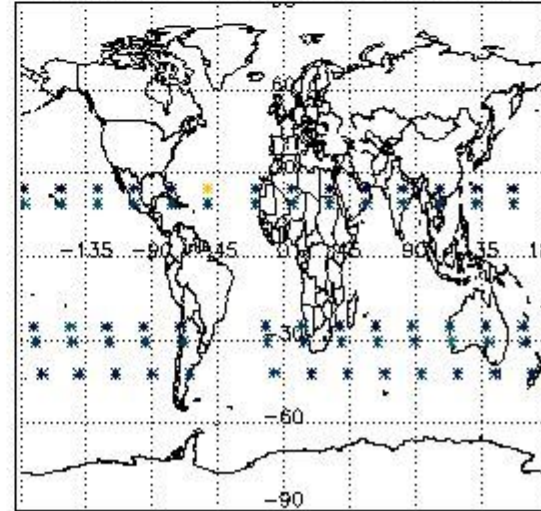
Percentage of flagged data per H2O profile



Percentage of flagged data per NO2 profile



Percentage of flagged data per NO3 profile



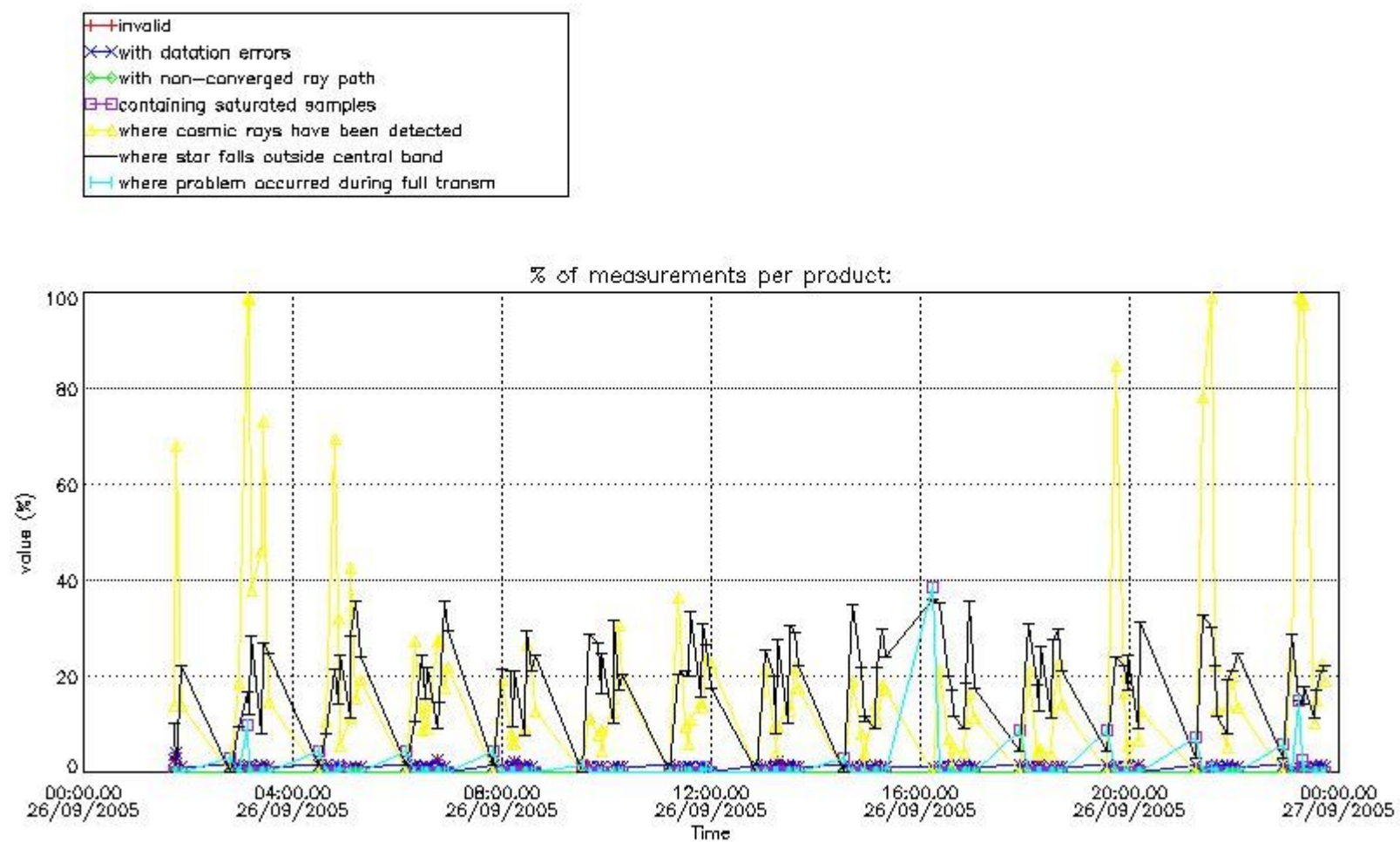
#### 4. Level 1 quality information per product

In this section it is plotted some information contained in the Quality Summary data set of the level 2 products that comes from the level 1b processing. Products without errors (error flag in the MPH set to "0") are used.

##### 4.1 Plot quality information per product (time dependant) coming from level 1b processing

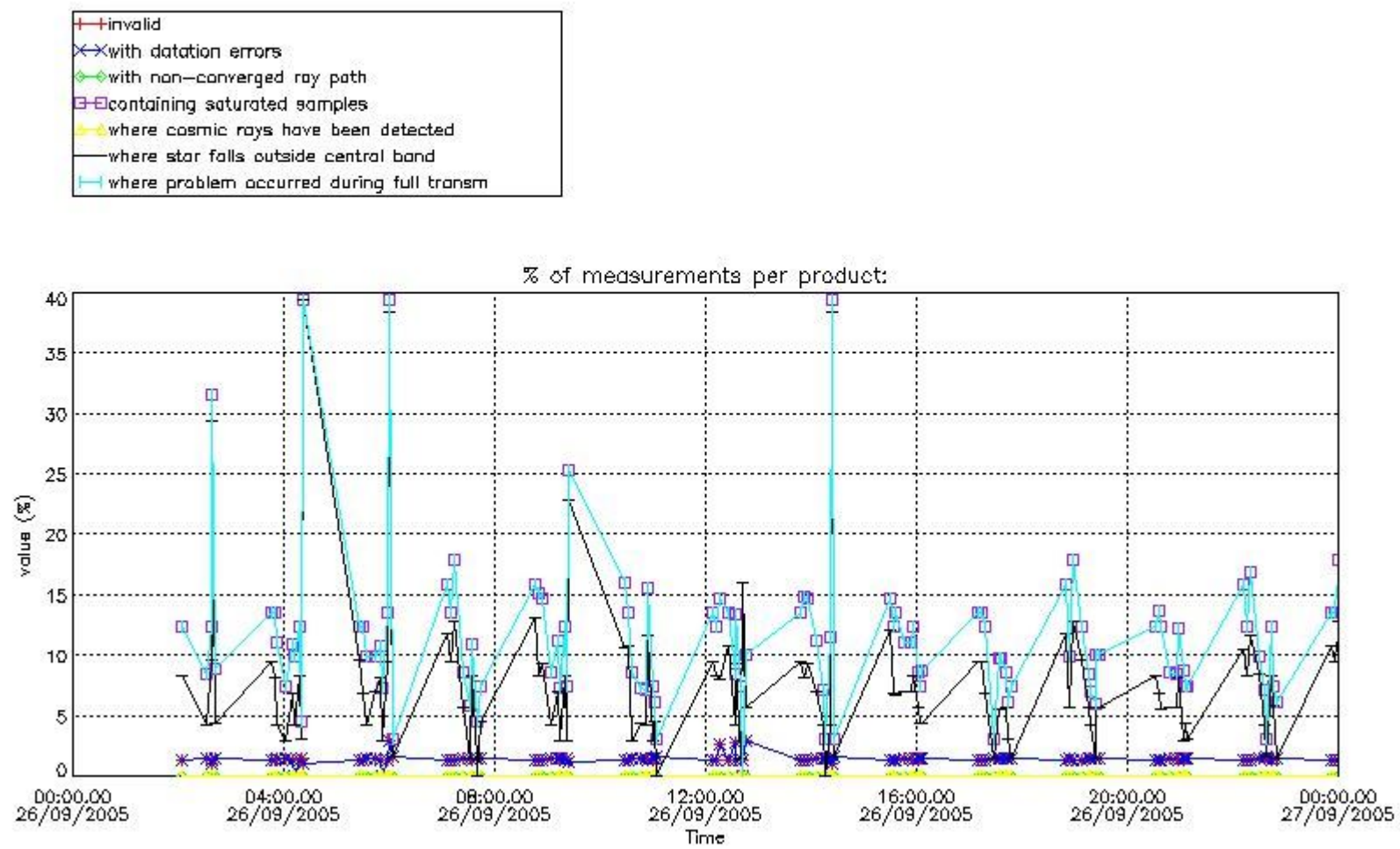
###### 4.1.1 Plot level 1 quality information per product (time dependant): ENVISAT ASCENDING passes





4.1.2 Plot level 1 quality information per product (time dependant): ENVI SAT DESCENDING passes

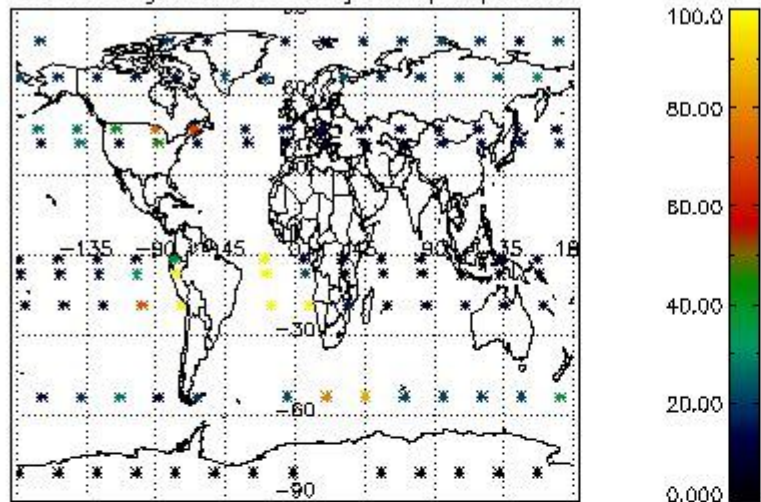




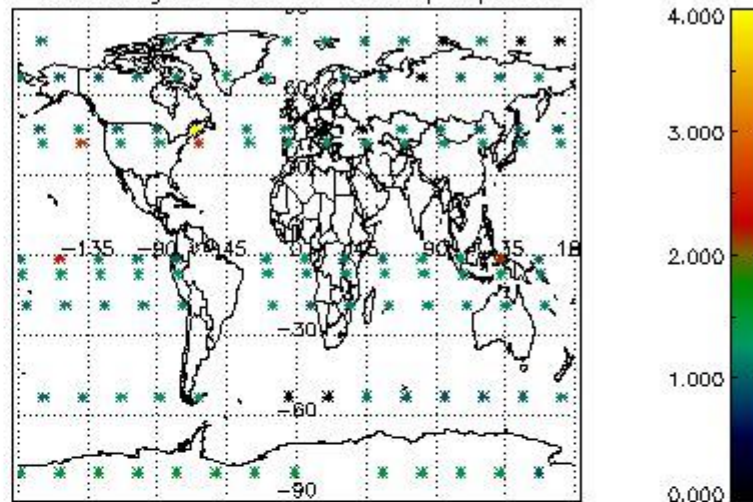
*4.2 Plot quality information per product coming from level 1b processing (world map)*

*4.2.1 Plot level 1 quality information per product (world map): ENVISAT ASCENDING passes*

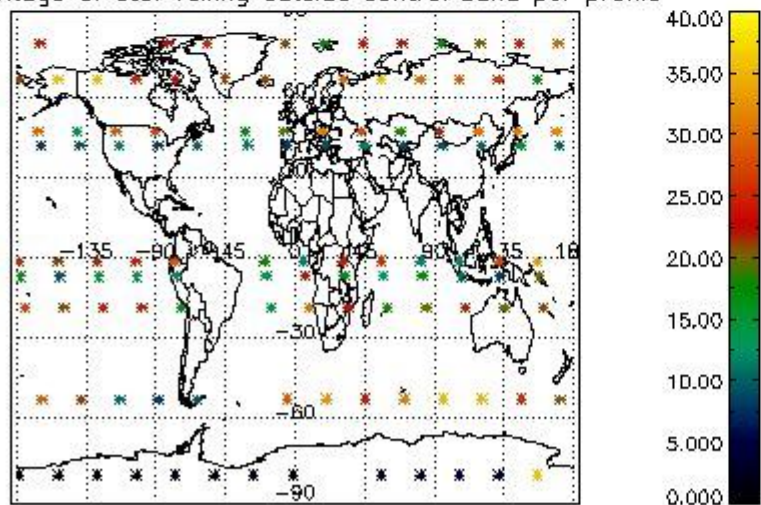
Percentage of cosmic ray hits per profile



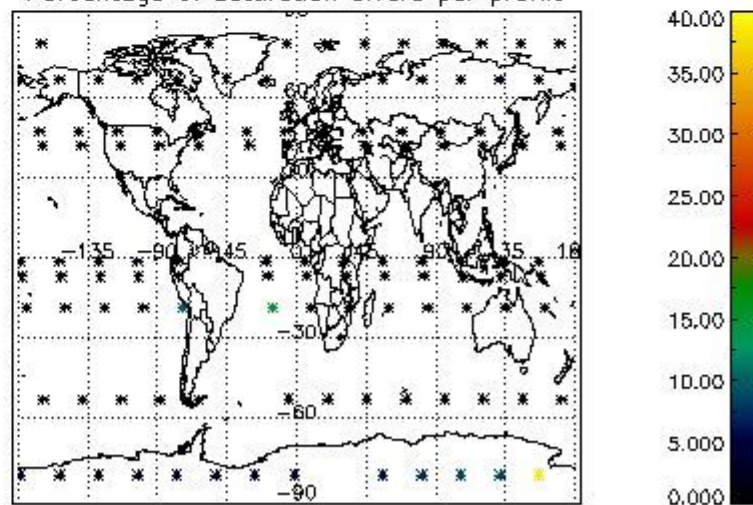
Percentage of datation errors per profile



Percentage of star falling outside central band per profile

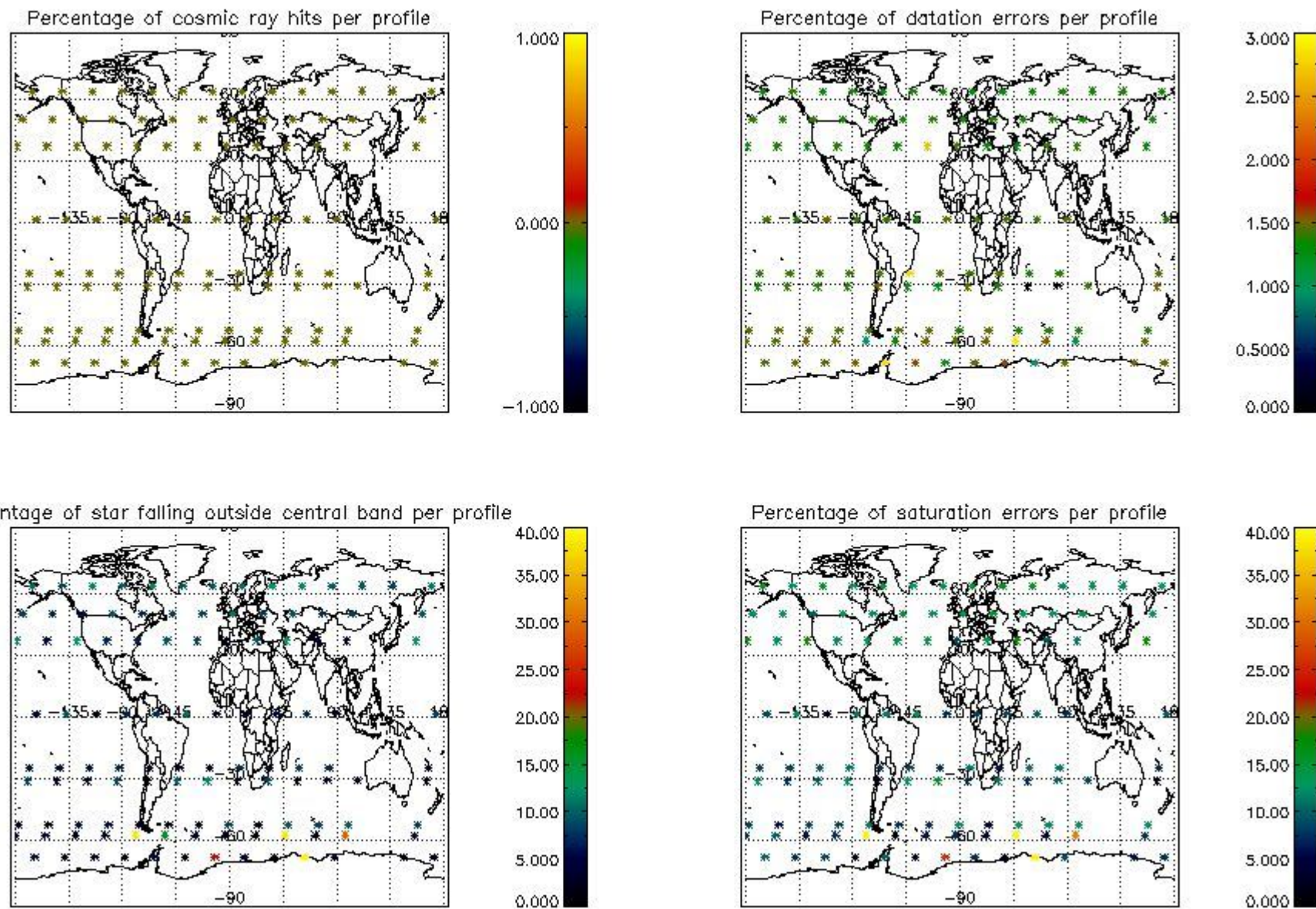


Percentage of saturation errors per profile



4.2.2 Plot level 1 quality information per product (world map): ENVISAT DESCENDING passes





## 5. Trace gas profiles

### 5.1 Ozone statistics based on quality of products

The final quality of the products can be "measured" using the STD (Standard Deviation) attached to every point profile. This information is written to the parameter GOM\_NL\_\_2P/NL\_LOCAL\_SPECIES\_DENSITY/o3\_std of the level 2 products. The table below shows the statistics for given STD ranges.

The statistics are given with respect to the overall valid production:

- Products without fatal errors: GOM\_NL\_\_2P/MPH/PRODUCT\_ERR=0
- Valid point profile: GOM\_NL\_\_2P/NL\_LOCAL\_SPECIES\_DENSITY/pcd(0)=0

The 'Criteria' is applied to valid points of dark limb products:

- Products in dark limb illumination condition: GOM\_NL\_\_2P/NL\_SUMMARY\_QUALITY/obs\_ill\_cond=0
- Products without fatal errors: GOM\_NL\_\_2P/MPH/PRODUCT\_ERR=0
- Valid point profile: GOM\_NL\_\_2P/NL\_LOCAL\_SPECIES\_DENSITY/pcd(0)=0

So, the table below shows the percentage of dark limb and valid observations for each criteria with respect to the overall valid daily observations.

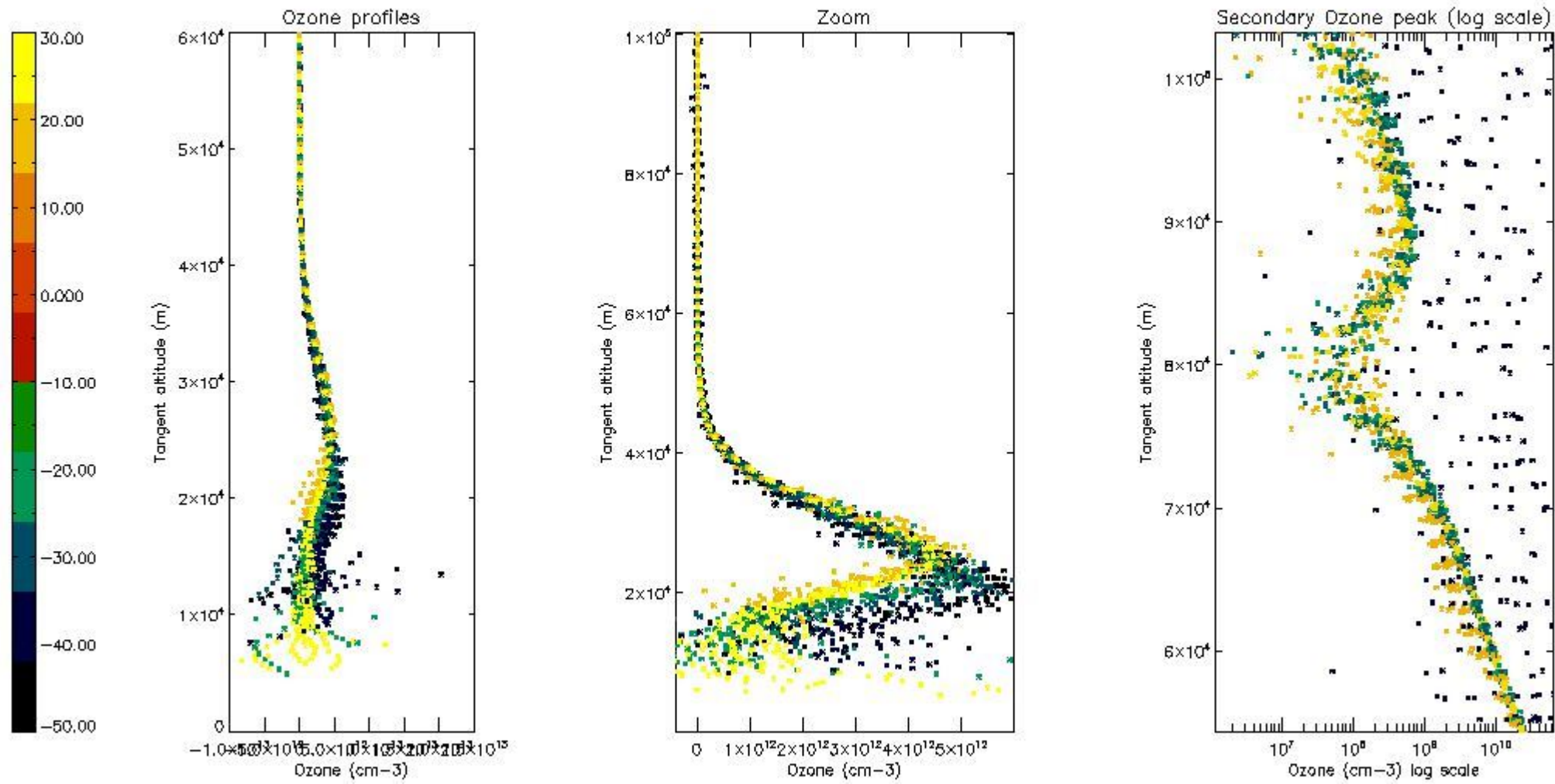
Criteria	% of total production
All STD	32
STD < 20	18



STD < 10	13
STD < 5	7

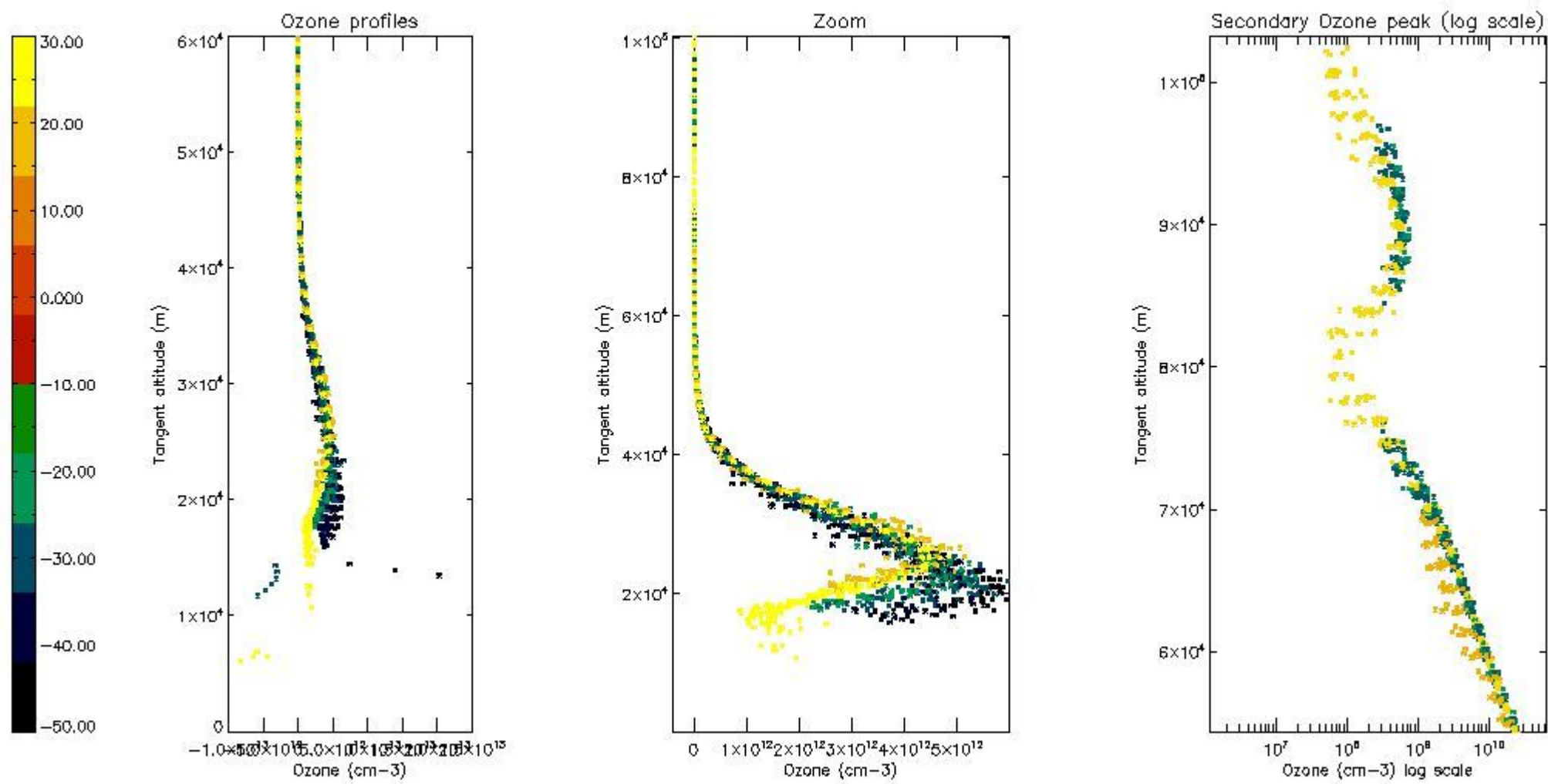
5.2 Plot ozone profiles for all STD (dark without errors)

The colorbar represents the latitude.



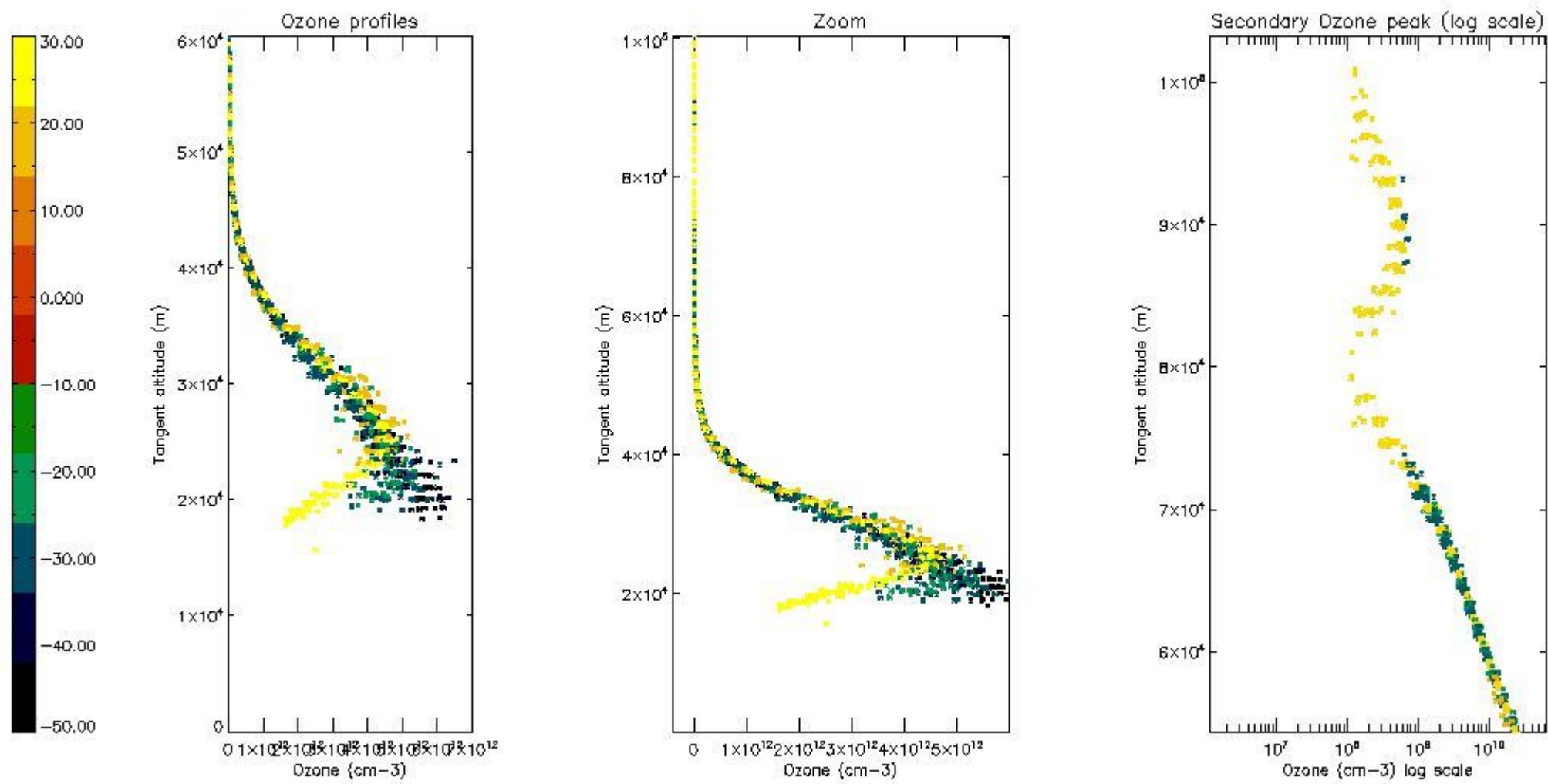
5.3 Plot ozone profiles where STD < 20% (dark without errors)

The colorbar represents the latitude.



*5.4 Plot ozone profiles where STD < 10% (dark without errors)*

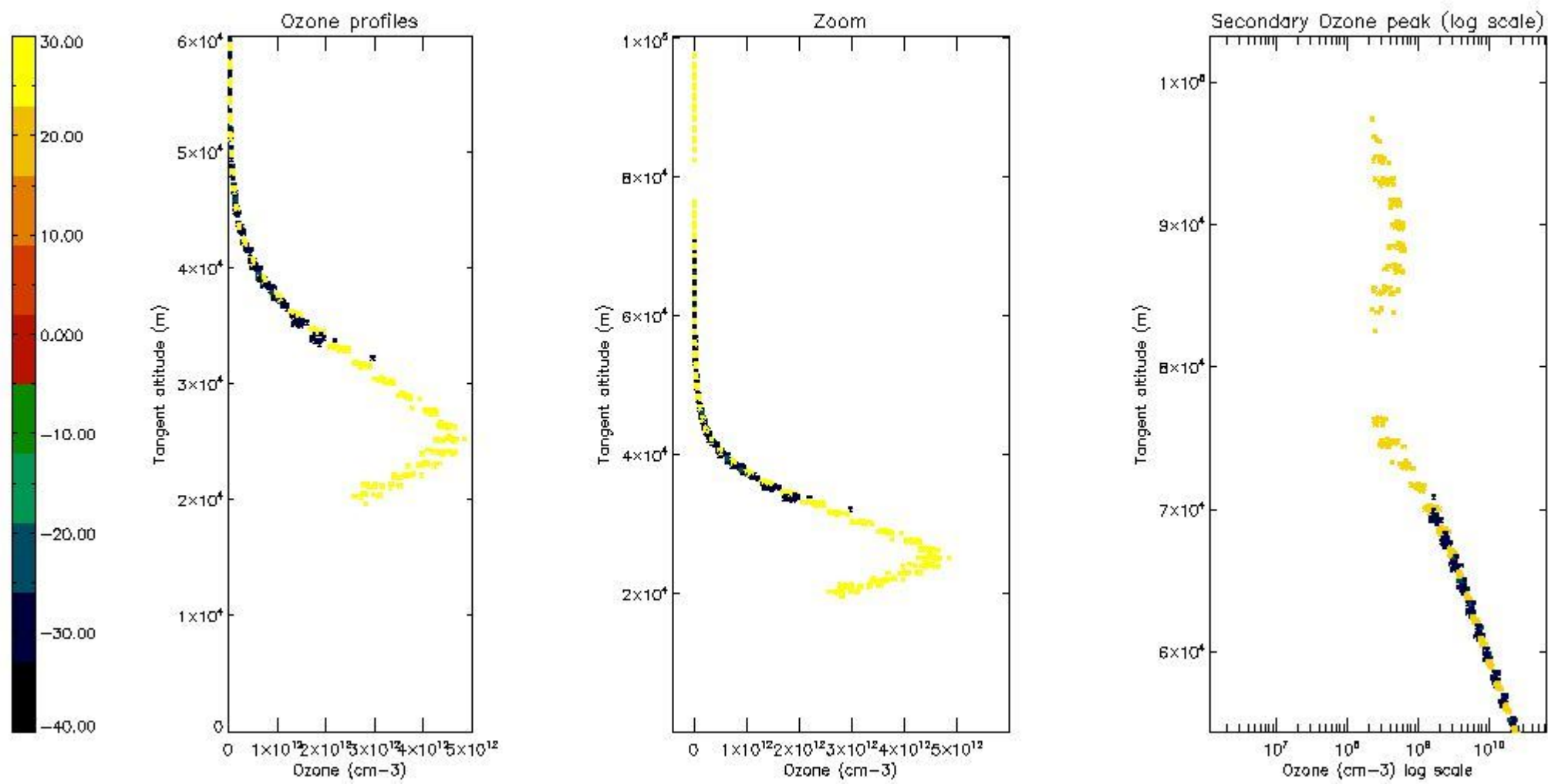
The colorbar represents the latitude.



*5.5 Plot ozone profiles where STD < 5% (dark without errors)*

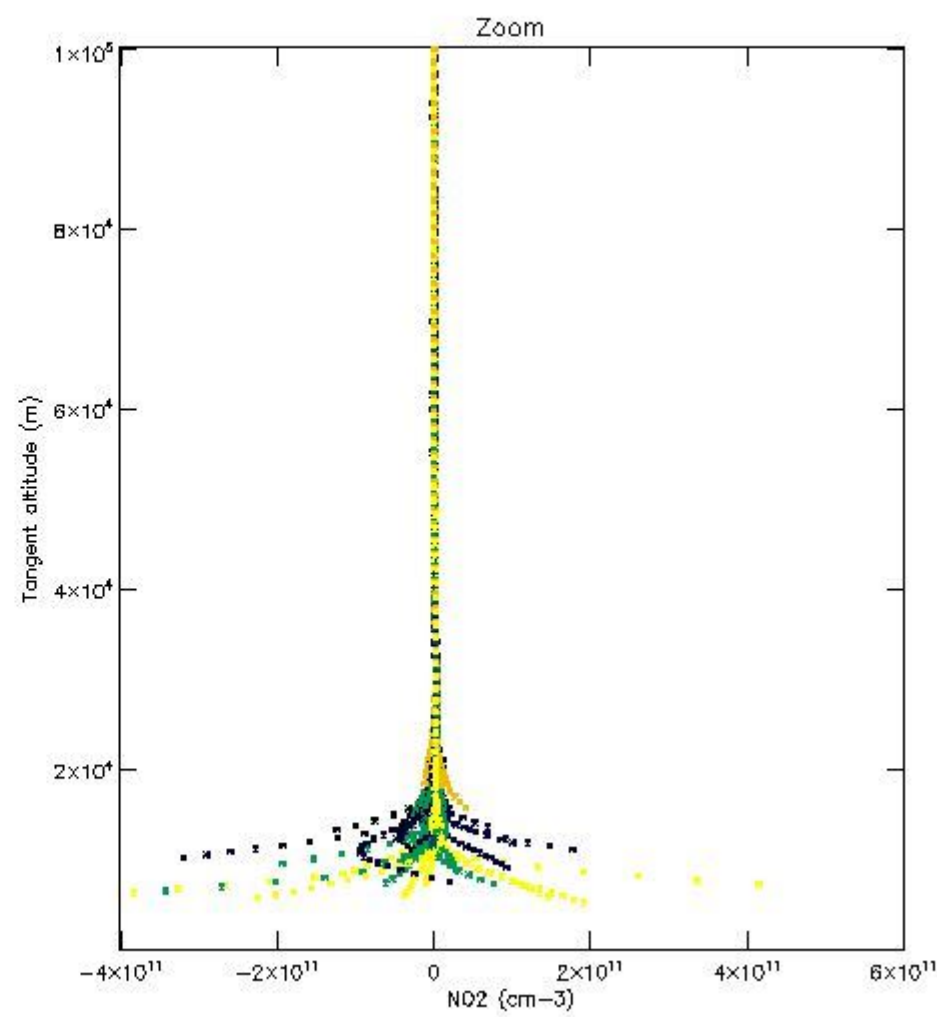
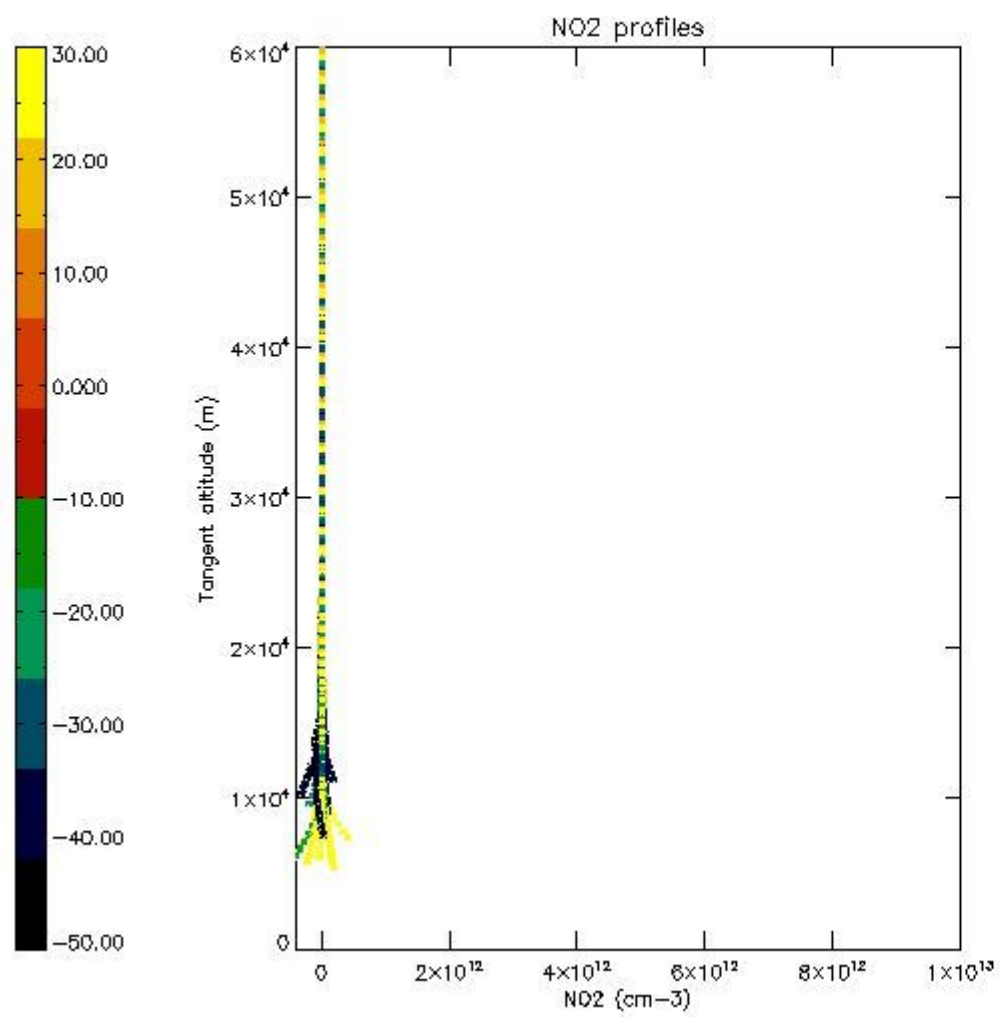
The colorbar represents the latitude.





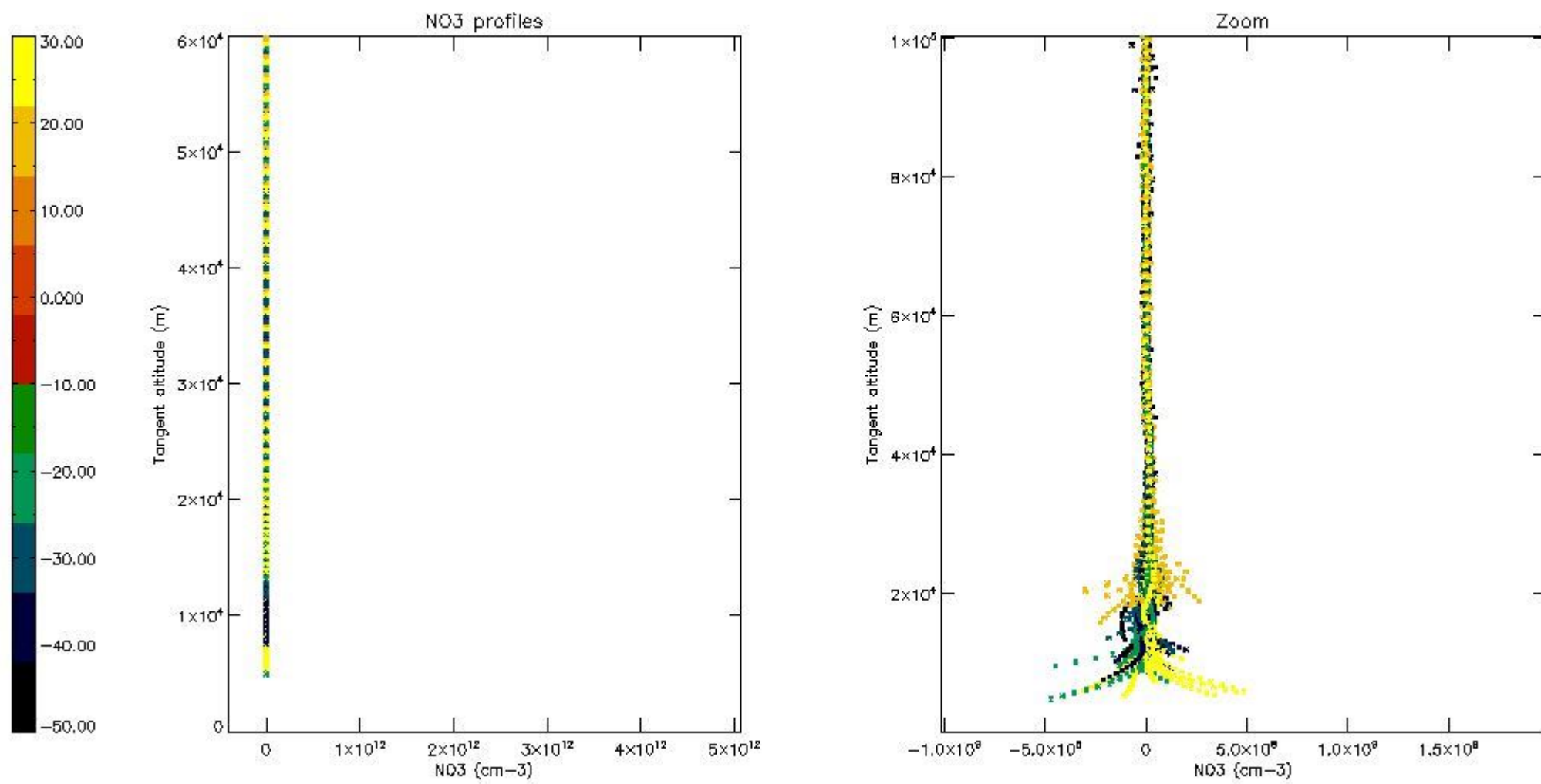
*5.6 Plot NO<sub>2</sub> profiles for all STD (dark without errors)*

The colorbar represents the latitude.



*5.7 Plot NO3 profiles for all STD (dark without errors)*

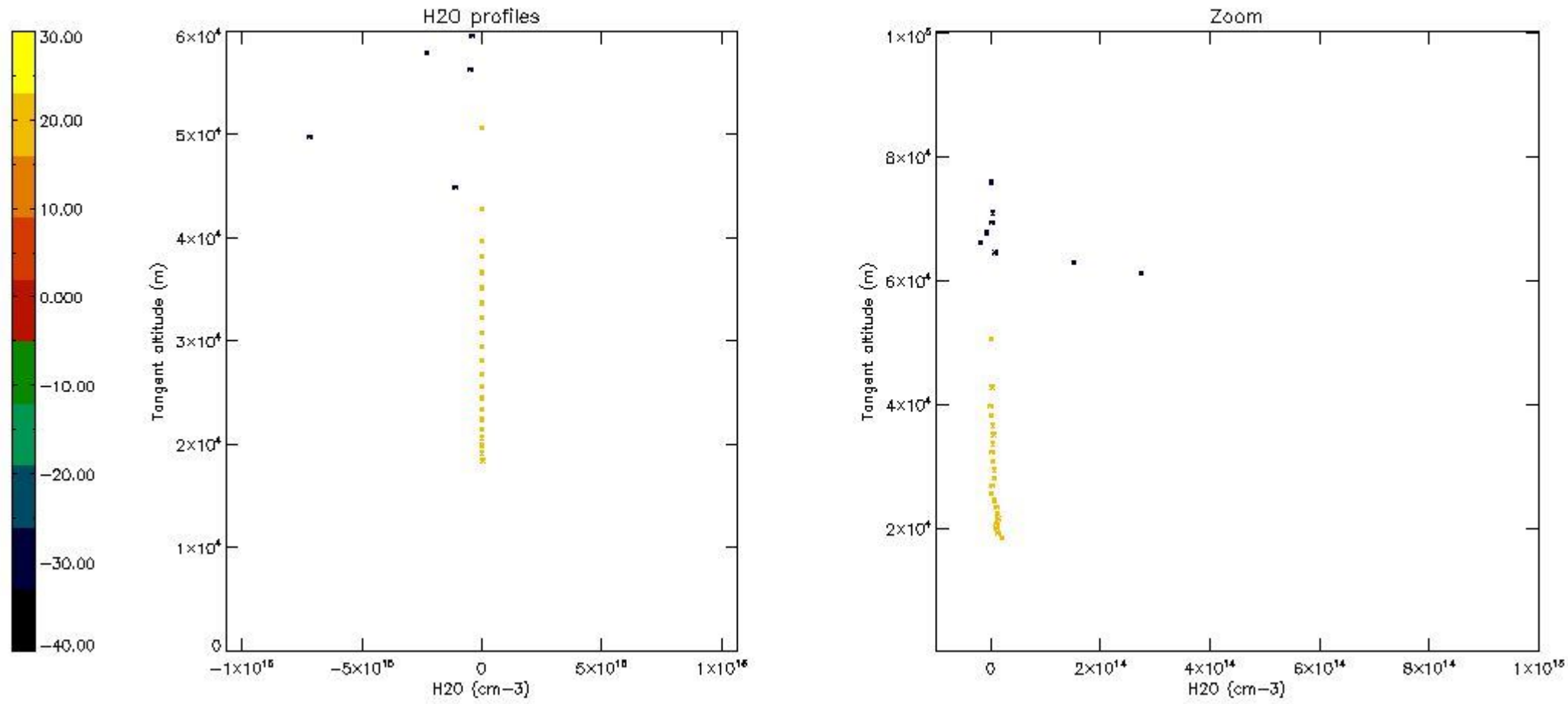
The colorbar represents the latitude.



5.8 Plot H2O profiles for all STD (only for occultations of stars 1,2,3,4,13,14,16,26,63 dark without errors)

The colorbar represents the latitude.





## 6. Auxiliary Data Files used for the production reported in section 2

The number reported in the third column indicates since which file (see list in section 2) the corresponding auxiliary file has been used. The fourth column is the date of those product files.

Type	Auxiliary Filename	Used since product	Used since product date
INST_PHYS_CHARACTERISTICS	GOM_INS_AXVIEC20091111_143220_20030716_120000_20500101_000000	1	26-SEP-2005 01:44:06
LEVEL-2_PROC_CONFIG	GOM_PR2_AXVIEC20091111_152718_20020301_000000_20500101_000000	1	26-SEP-2005 01:44:06
CROSS_SECTIONS_FILE	GOM_CRS_AXVIEC20091111_154832_20020301_000000_20500101_000000	1	26-SEP-2005 01:44:06

# GOMOS Level 2 Daily Report

## SUMMARY

### [1. General Info](#)

### [2. Summary of processed GOM\\_NL\\_2P products](#)

### [3. Level 2 Quality information per product](#)

#### [3.1 Plot of level 2 quality information per product \(time dependant\)](#)

#### [3.2 Plot of level 2 quality information per product \(world map\)](#)

### [4. Level 1 Quality information per product \(stored on level 2 products\)](#)

#### [4.1 Plot of level 1 quality information per product \(time dependant\)](#)

##### [4.1.1 Plot of level 1 quality information per product \(time dependant\): ASCENDING](#)

##### [4.1.2 Plot of level 1 quality information per product \(time dependant\): DESCENDING](#)

#### [4.2 Plot of level 1 quality information per product \(world map\)](#)

##### [4.2.1 Plot of level 1 quality information per product \(world map\): ASCENDING](#)

##### [4.2.2 Plot of level 1 quality information per product \(world map\): DESCENDING](#)

### [5. Ozone profiles based on quality statistics and other trace gas profiles](#)

#### [5.1 Ozone statistics based on quality of products](#)

#### [5.2 Plot ozone profiles for all STD \(dark without errors\)](#)

#### [5.3 Plot ozone profiles where STD < 20% \(dark without errors\)](#)

#### [5.4. Plot ozone profiles where STD < 10% \(dark without errors\)](#)

#### [5.5. Plot ozone profiles where STD < 5% \(dark without errors\)](#)

#### [5.6 Plot NO2 profiles for all STD \(dark without errors\)](#)

#### [5.7 Plot NO3 profiles for all STD \(dark without errors\)](#)

#### [5.8 Plot H2O profiles \(only for occultations of stars 1,2,3,4,13,14,16,26,63 dark without errors\) for all STD](#)

### [6. Auxiliary Data Files used for the production reported in section 2](#)

This report presents the daily analysis on parameters extracted from GOMOS level 2 data (GOM\_NL\_\_2P). It is intended to monitor some important parameters that will impact the quality of these products. A list of level 2 products (and content) that have arrived during the reporting day to the PCF is also given.

Item	Value
Time of report generation	18APR2013 11:12:55
Data source version	GOMOS/6.01
Start time of products	26-09-2005 (26SEP2005 00:00:00)
Stop time of products	27-09-2005 (27SEP2005 00:00:00)
Store outputs in DB	Yes
Nb of level 2 prods	233
Nb of prods with errors	0

## 2. Summary of processed GOM\_NL\_\_2P products.

Nr	Filename	UTC Start time	Limb	Duration	Star Id	Star Name	Star Mag	Star Temp	Nb Meas	Orbit	Prod. error
1	GOM_NL__2PRFIN20050926_014406_000000402041_00089_18680_7071.N1	26-SEP-2005 01:44:06	Dark	39.500	143	Alp Hyi	2.8570	7200.0	79	18680	No
2	GOM_NL__2PRFIN20050926_014534_000000132041_00089_18680_7072.N1	26-SEP-2005 01:45:34	Dark	12.500	9	Alp Eri	0.45300	24000.	25	18680	No
3	GOM_NL__2PRFIN20050926_015115_000000432041_00089_18680_7073.N1	26-SEP-2005 01:51:15	Straylight	43.000	63	Bet Gru	2.1500	2800.0	86	18680	No
4	GOM_NL__2PRFIN20050926_020431_000000372041_00089_18680_7074.N1	26-SEP-2005 02:04:31	Bright	36.500	162	34Alp Aqr	2.9440	5350.0	73	18680	No
5	GOM_NL__2PRFIN20050926_023114_000000362041_00089_18680_7075.N1	26-SEP-2005 02:31:14	Bright	35.500	60	7Bet UMi	2.0810	3950.0	71	18680	No
6	GOM_NL__2PRFIN20050926_023719_000000372041_00089_18680_7076.N1	26-SEP-2005 02:37:19	Bright	36.500	36	50Alp UMa	1.8000	6300.0	73	18680	No
7	GOM_NL__2PRFIN20050926_023848_000000462041_00089_18680_7077.N1	26-SEP-2005 02:38:48	Bright	46.000	82	48Bet UMa	2.3650	10600.	92	18680	No
8	GOM_NL__2PRFIN20050926_024158_000000342041_00089_18680_7078.N1	26-SEP-2005 02:41:58	Bright	34.000	174	52Psi UMa	3.0040	4400.0	68	18680	No
9	GOM_NL__2PRFIN20050926_024837_000000342041_00089_18680_7079.N1	26-SEP-2005 02:48:37	Bright	33.500	166	17Eps Leo	2.9800	6000.0	67	18680	No
10	GOM_NL__2PRFIN20050926_025759_000000382041_00089_18680_7080.N1	26-SEP-2005 02:57:59	Twilight	37.500	48	30Alp Hya	1.9770	4100.0	75	18680	No
11	GOM_NL__2PRFIN20050926_030740_000000422041_00089_18680_7081.N1	26-SEP-2005 03:07:40	Dark	41.500	65	Lam Vel	2.2040	4400.0	83	18680	No
12	GOM_NL__2PRFIN20050926_031059_000000382041_00089_18680_7082.N1	26-SEP-2005 03:10:59	Dark	38.000	46	Del Vel	1.9540	10600.	76	18680	No
13	GOM_NL__2PRFIN20050926_031234_000000482041_00089_18680_7083.N1	26-SEP-2005 03:12:34	Dark	47.500	41	Eps Car	1.8600	4100.0	95	18680	No
14	GOM_NL__2PRFIN20050926_032443_000000382041_00090_18681_7072.N1	26-SEP-2005 03:24:43	Dark	38.000	143	Alp Hyi	2.8570	7200.0	76	18681	No
15	GOM_NL__2PRFIN20050926_032610_000000492041_00090_18681_7073.N1	26-SEP-2005 03:26:10	Dark	48.500	9	Alp Eri	0.45300	24000.	97	18681	No
16	GOM_NL__2PRFIN20050926_033151_000000452041_00090_18681_7074.N1	26-SEP-2005 03:31:51	Straylight	44.500	63	Bet Gru	2.1500	2800.0	89	18681	No
17	GOM_NL__2PRFIN20050926_034507_000000372041_00090_18681_7075.N1	26-SEP-2005 03:45:07	Bright	37.000	162	34Alp Aqr	2.9440	5350.0	74	18681	No
18	GOM_NL__2PRFIN20050926_034905_000000372041_00090_18681_7076.N1	26-SEP-2005 03:49:05	Bright	37.000	90	54Alp Peg	2.4870	11000.	74	18681	No
19	GOM_NL__2PRFIN20050926_035247_000000362041_00090_18681_7077.N1	26-SEP-2005 03:52:47	Bright	36.000	93	53Bet Peg	2.5200	3100.0	72	18681	No
20	GOM_NL__2PRFIN20050926_040246_000000342041_00090_18681_7078.N1	26-SEP-2005 04:02:46	Bright	34.000	89	5Alp Cep	2.4510	8000.0	68	18681	No
21	GOM_NL__2PRFIN20050926_041008_000000372041_00090_18681_7079.N1	26-SEP-2005 04:10:08	Bright	36.500	49	1Alp UMi	1.9900	6300.0	73	18681	No
22	GOM_NL__2PRFIN20050926_041151_000000362041_00090_18681_7080.N1	26-SEP-2005 04:11:51	Bright	35.500	60	7Bet UMi	2.0810	3950.0	71	18681	No
23	GOM_NL__2PRFIN20050926_041755_000000372041_00090_18681_7081.N1	26-SEP-2005 04:17:55	Bright	36.500	36	50Alp UMa	1.8000	6300.0	73	18681	No
24	GOM_NL__2PRFIN20050926_041924_000000332041_00090_18681_7082.N1	26-SEP-2005 04:19:24	Bright	33.000	82	48Bet UMa	2.3650	10600.	66	18681	No
25	GOM_NL__2PRFIN20050926_042235_000000522041_00090_18681_7083.N1	26-SEP-2005 04:22:35	Bright	52.000	174	52Psi UMa	3.0040	4400.0	104	18681	No
26	GOM_NL__2PRFIN20050926_042913_000000342041_00090_18681_7084.N1	26-SEP-2005 04:29:13	Bright	34.000	166	17Eps Leo	2.9800	6000.0	68	18681	No
27	GOM_NL__2PRFIN20050926_043835_000000382041_00090_18681_7085.N1	26-SEP-2005 04:38:35	Twilight	38.000	48	30Alp Hya	1.9770	4100.0	76	18681	No
28	GOM_NL__2PRFIN20050926_044817_000000442041_00090_18681_7086.N1	26-SEP-2005 04:48:17	Dark	44.000	65	Lam Vel	2.2040	4400.0	88	18681	No
29	GOM_NL__2PRFIN20050926_045135_000000392041_00090_18681_7087.N1	26-SEP-2005 04:51:35	Dark	39.000	46	Del Vel	1.9540	10600.	78	18681	No
30	GOM_NL__2PRFIN20050926_045310_000000452041_00090_18681_7088.N1	26-SEP-2005 04:53:10	Dark	45.000	41	Eps Car	1.8600	4100.0	90	18681	No
31	GOM_NL__2PRFIN20050926_050519_000000402041_00091_18682_7072.N1	26-SEP-2005 05:05:19	Dark	39.500	143	Alp Hyi	2.8570	7200.0	79	18682	No
32	GOM_NL__2PRFIN20050926_050647_000000502041_00091_18682_7073.N1	26-SEP-2005 05:06:47	Dark	49.500	9	Alp Eri	0.45300	24000.	99	18682	No
33	GOM_NL__2PRFIN20050926_051227_000000522041_00091_18682_7074.N1	26-SEP-2005 05:12:27	Straylight	52.000	63	Bet Gru	2.1500	2800.0	104	18682	No
34	GOM_NL__2PRFIN20050926_051703_000000442041_00091_18682_7075.N1	26-SEP-2005 05:17:03	Straylight	44.000	18	24Alp PsA	1.1660	9700.0	88	18682	No
35	GOM_NL__2PRFIN20050926_052543_000000372041_00091_18682_7076.N1	26-SEP-2005 05:25:43	Bright	36.500	162	34Alp Aqr	2.9440	5350.0	73	18682	No
36	GOM_NL__2PRFIN20050926_052941_000000372041_00091_18682_7077.N1	26-SEP-2005 05:29:41	Bright	36.500	90	54Alp Peg	2.4870	11000.	73	18682	No
37	GOM_NL__2PRFIN20050926_053323_000000362041_00091_18682_7078.N1	26-SEP-2005 05:33:23	Bright	35.500	93	53Bet Peg	2.5200	3100.0	71	18682	No
38	GOM_NL__2PRFIN20050926_054322_000000362041_00091_18682_7079.N1	26-SEP-2005 05:43:22	Bright	35.500	89	5Alp Cep	2.4510	8000.0	71	18682	No
39	GOM_NL__2PRFIN20050926_055044_000000372041_00091_18682_7080.N1	26-SEP-2005 05:50:44	Bright	37.000	49	1Alp UMi	1.9900	6300.0	74	18682	No
40	GOM_NL__2PRFIN20050926_055227_000000352041_00091_18682_7081.N1	26-SEP-2005 05:52:27	Bright	34.500	60	7Bet UMi	2.0810	3950.0	69	18682	No
41	GOM_NL__2PRFIN20050926_055831_000000372041_00091_18682_7082.N1	26-SEP-2005 05:58:31	Bright	37.000	36	50Alp UMa	1.8000	6300.0	74	18682	No
42	GOM_NL__2PRFIN20050926_060000_000000522041_00091_18682_7083.N1	26-SEP-2005 06:00:00	Bright	52.000	82	48Bet UMa	2.3650	10600.	104	18682	No



43	GOM_NL__2PRFIN20050926_060311_000000322041_00091_18682_7084.N1	26-SEP-2005 06:03:11	Bright	32.000	174	52Psi UMa	3.0040	4400.0	64	18682	No
44	GOM_NL__2PRFIN20050926_060949_000000352041_00091_18682_7085.N1	26-SEP-2005 06:09:49	Bright	34.500	166	17Eps Leo	2.9800	6000.0	69	18682	No
45	GOM_NL__2PRFIN20050926_061912_000000392041_00091_18682_7086.N1	26-SEP-2005 06:19:12	Twilight	38.500	48	30Alp Hya	1.9770	4100.0	77	18682	No
46	GOM_NL__2PRFIN20050926_062853_000000452041_00091_18682_7087.N1	26-SEP-2005 06:28:53	Dark	45.000	65	Lam Vel	2.2040	4400.0	90	18682	No
47	GOM_NL__2PRFIN20050926_063212_000000402041_00091_18682_7088.N1	26-SEP-2005 06:32:12	Dark	39.500	46	Del Vel	1.9540	10600.	79	18682	No
48	GOM_NL__2PRFIN20050926_063346_000000442041_00091_18682_7089.N1	26-SEP-2005 06:33:46	Dark	43.500	41	Eps Car	1.8600	4100.0	87	18682	No
49	GOM_NL__2PRFIN20050926_064555_000000392041_00092_18683_7072.N1	26-SEP-2005 06:45:55	Dark	38.500	143	Alp Hyi	2.8570	7200.0	77	18683	No
50	GOM_NL__2PRFIN20050926_064723_000000422041_00092_18683_7073.N1	26-SEP-2005 06:47:23	Dark	41.500	9	Alp Eri	0.45300	24000.	83	18683	No
51	GOM_NL__2PRFIN20050926_065303_000000522041_00092_18683_7074.N1	26-SEP-2005 06:53:03	Straylight	52.000	63	Bet Gru	2.1500	2800.0	104	18683	No
52	GOM_NL__2PRFIN20050926_065740_000000462041_00092_18683_7075.N1	26-SEP-2005 06:57:40	Straylight	46.000	18	24Alp PsA	1.1660	9700.0	92	18683	No
53	GOM_NL__2PRFIN20050926_070619_000000382041_00092_18683_7076.N1	26-SEP-2005 07:06:19	Bright	38.000	162	34Alp Aqr	2.9440	5350.0	76	18683	No
54	GOM_NL__2PRFIN20050926_071017_000000372041_00092_18683_7077.N1	26-SEP-2005 07:10:17	Bright	37.000	90	54Alp Peg	2.4870	11000.	74	18683	No
55	GOM_NL__2PRFIN20050926_071359_000000392041_00092_18683_7078.N1	26-SEP-2005 07:13:59	Bright	39.000	93	53Bet Peg	2.5200	3100.0	78	18683	No
56	GOM_NL__2PRFIN20050926_072358_000000352041_00092_18683_7079.N1	26-SEP-2005 07:23:58	Bright	35.000	89	5Alp Cep	2.4510	8000.0	70	18683	No
57	GOM_NL__2PRFIN20050926_073120_000000352041_00092_18683_7080.N1	26-SEP-2005 07:31:20	Bright	34.500	49	1Alp UMi	1.9900	6300.0	69	18683	No
58	GOM_NL__2PRFIN20050926_073303_000000372041_00092_18683_7081.N1	26-SEP-2005 07:33:03	Bright	36.500	60	7Bet UMi	2.0810	3950.0	73	18683	No
59	GOM_NL__2PRFIN20050926_073907_000000342041_00092_18683_7082.N1	26-SEP-2005 07:39:07	Bright	33.500	36	50Alp UMa	1.8000	6300.0	67	18683	No
60	GOM_NL__2PRFIN20050926_074037_000000332041_00092_18683_7083.N1	26-SEP-2005 07:40:37	Bright	33.000	82	48Bet UMa	2.3650	10600.	66	18683	No
61	GOM_NL__2PRFIN20050926_074347_000000342041_00092_18683_7084.N1	26-SEP-2005 07:43:47	Bright	33.500	174	52Psi UMa	3.0040	4400.0	67	18683	No
62	GOM_NL__2PRFIN20050926_075026_000000352041_00092_18683_7085.N1	26-SEP-2005 07:50:26	Bright	34.500	166	17Eps Leo	2.9800	6000.0	69	18683	No
63	GOM_NL__2PRFIN20050926_075948_000000452041_00092_18683_7086.N1	26-SEP-2005 07:59:48	Twilight	44.500	48	30Alp Hya	1.9770	4100.0	89	18683	No
64	GOM_NL__2PRFIN20050926_080929_000000432041_00092_18683_7087.N1	26-SEP-2005 08:09:29	Dark	43.000	65	Lam Vel	2.2040	4400.0	86	18683	No
65	GOM_NL__2PRFIN20050926_081248_000000382041_00092_18683_7088.N1	26-SEP-2005 08:12:48	Dark	37.500	46	Del Vel	1.9540	10600.	75	18683	No
66	GOM_NL__2PRFIN20050926_081423_000000432041_00092_18683_7089.N1	26-SEP-2005 08:14:23	Dark	42.500	41	Eps Car	1.8600	4100.0	85	18683	No
67	GOM_NL__2PRFIN20050926_082632_000000392041_00093_18684_7092.N1	26-SEP-2005 08:26:32	Dark	38.500	143	Alp Hyi	2.8570	7200.0	77	18684	No
68	GOM_NL__2PRFIN20050926_082759_000000512041_00093_18684_7093.N1	26-SEP-2005 08:27:59	Dark	51.000	9	Alp Eri	0.45300	24000.	102	18684	No
69	GOM_NL__2PRFIN20050926_083339_000000432041_00093_18684_7094.N1	26-SEP-2005 08:33:39	Straylight	42.500	63	Bet Gru	2.1500	2800.0	85	18684	No
70	GOM_NL__2PRFIN20050926_083816_000000432041_00093_18684_7095.N1	26-SEP-2005 08:38:16	Straylight	43.000	18	24Alp PsA	1.1660	9700.0	86	18684	No
71	GOM_NL__2PRFIN20050926_084655_000000382041_00093_18684_7096.N1	26-SEP-2005 08:46:55	Bright	38.000	162	34Alp Aqr	2.9440	5350.0	76	18684	No
72	GOM_NL__2PRFIN20050926_085053_000000372041_00093_18684_7097.N1	26-SEP-2005 08:50:53	Bright	36.500	90	54Alp Peg	2.4870	11000.	73	18684	No
73	GOM_NL__2PRFIN20050926_085435_000000382041_00093_18684_7098.N1	26-SEP-2005 08:54:35	Bright	37.500	93	53Bet Peg	2.5200	3100.0	75	18684	No
74	GOM_NL__2PRFIN20050926_090434_000000352041_00093_18684_7099.N1	26-SEP-2005 09:04:34	Bright	35.000	89	5Alp Cep	2.4510	8000.0	70	18684	No
75	GOM_NL__2PRFIN20050926_091156_000000362041_00093_18684_7100.N1	26-SEP-2005 09:11:56	Bright	35.500	49	1Alp UMi	1.9900	6300.0	71	18684	No
76	GOM_NL__2PRFIN20050926_091339_000000352041_00093_18684_7101.N1	26-SEP-2005 09:13:39	Bright	34.500	60	7Bet UMi	2.0810	3950.0	69	18684	No
77	GOM_NL__2PRFIN20050926_091944_000000372041_00093_18684_7102.N1	26-SEP-2005 09:19:44	Bright	36.500	36	50Alp UMa	1.8000	6300.0	73	18684	No
78	GOM_NL__2PRFIN20050926_092113_000000342041_00093_18684_7103.N1	26-SEP-2005 09:21:13	Bright	34.000	82	48Bet UMa	2.3650	10600.	68	18684	No
79	GOM_NL__2PRFIN20050926_092423_000000422041_00093_18684_7104.N1	26-SEP-2005 09:24:23	Bright	41.500	174	52Psi UMa	3.0040	4400.0	83	18684	No
80	GOM_NL__2PRFIN20050926_093102_000000342041_00093_18684_7105.N1	26-SEP-2005 09:31:02	Bright	33.500	166	17Eps Leo	2.9800	6000.0	67	18684	No
81	GOM_NL__2PRFIN20050926_094024_000000492041_00093_18684_7106.N1	26-SEP-2005 09:40:24	Twilight	48.500	48	30Alp Hya	1.9770	4100.0	97	18684	No
82	GOM_NL__2PRFIN20050926_095005_000000472041_00093_18684_7107.N1	26-SEP-2005 09:50:05	Dark	46.500	65	Lam Vel	2.2040	4400.0	93	18684	No
83	GOM_NL__2PRFIN20050926_095324_000000402041_00093_18684_7108.N1	26-SEP-2005 09:53:24	Dark	40.000	46	Del Vel	1.9540	10600.	80	18684	No
84	GOM_NL__2PRFIN20050926_095459_000000452041_00093_18684_7109.N1	26-SEP-2005 09:54:59	Dark	44.500	41	Eps Car	1.8600	4100.0	89	18684	No
85	GOM_NL__2PRFIN20050926_100708_000000402041_00094_18685_7092.N1	26-SEP-2005 10:07:08	Dark	39.500	143	Alp Hyi	2.8570	7200.0	79	18685	No
86	GOM_NL__2PRFIN20050926_100836_000000522041_00094_18685_7093.N1	26-SEP-2005 10:08:36	Dark	52.000	9	Alp Eri	0.45300	24000.	104	18685	No
87	GOM_NL__2PRFIN20050926_101416_000000412041_00094_18685_7094.N1	26-SEP-2005 10:14:16	Straylight	41.000	63	Bet Gru	2.1500	2800.0	82	18685	No
88	GOM_NL__2PRFIN20050926_101852_000000422041_00094_18685_7095.N1	26-SEP-2005 10:18:52	Straylight	41.500	18	24Alp PsA	1.1660	9700.0	83	18685	No
89	GOM_NL__2PRFIN20050926_102731_000000382041_00094_18685_7096.N1	26-SEP-2005 10:27:31	Bright	37.500	162	34Alp Aqr	2.9440	5350.0	75	18685	No
90	GOM_NL__2PRFIN20050926_103129_000000372041_00094_18685_7097.N1	26-SEP-2005 10:31:29	Bright	37.000	90	54Alp Peg	2.4870	11000.	74	18685	No
91	GOM_NL__2PRFIN20050926_103510_000000352041_00094_18685_7098.N1	26-SEP-2005 10:35:10	Bright	35.000	93	53Bet Peg	2.5200	3100.0	70	18685	No
92	GOM_NL__2PRFIN20050926_104510_000000352041_00094_18685_7099.N1	26-SEP-2005 10:45:10	Bright	34.500	89	5Alp Cep	2.4510	8000.0	69	18685	No
93	GOM_NL__2PRFIN20050926_105232_000000352041_00094_18685_7100.N1	26-SEP-2005 10:52:32	Bright	35.000	49	1Alp UMi	1.9900	6300.0	70	18685	No
94	GOM_NL__2PRFIN20050926_105416_000000392041_00094_18685_7101.N1	26-SEP-2005 10:54:16	Bright	38.500	60	7Bet UMi	2.0810	3950.0	77	18685	No
95	GOM_NL__2PRFIN20050926_110020_000000342041_00094_18685_7102.N1	26-SEP-2005 11:00:20	Bright	34.000	36	50Alp UMa	1.8000	6300.0	68	18685	No
96	GOM_NL__2PRFIN20050926_110149_000000332041_00094_18685_7103.N1	26-SEP-2005 11:01:49	Bright	33.000	82	48Bet UMa	2.3650	10600.	66	18685	No
97	GOM_NL__2PRFIN20050926_110459_000000322041_00094_18685_7104.N1	26-SEP-2005 11:04:59	Bright	32.000	174	52Psi UMa	3.0040	4400.0	64	18685	No
98	GOM_NL__2PRFIN20050926_111138_000000332041_00094_18685_7105.N1	26-SEP-2005 11:11:38	Bright	32.500	166	17Eps Leo	2.9800	6000.0	65	18685	No
99	GOM_NL__2PRFIN20050926_112100_000000442041_00094_18685_7106.N1	26-SEP-2005 11:21:00	Twilight	44.000	48	30Alp Hya	1.9770	4100.0	88	18685	No
100	GOM_NL__2PRFIN20050926_113042_000000432041_00094_18685_7107.N1	26-SEP-2005 11:30:42	Dark	43.000	65	Lam Vel	2.2040	4400.0	86	18685	No
101	GOM_NL__2PRFIN20050926_113400_000000432041_00094_18685_7108.N1	26-SEP-2005 11:34:00	Dark	42.500	46	Del Vel	1.9540	10600.	85	18685	No

102	GOM_NL__2PRFIN20050926_113535_000000512041_00094_18685_7109.N1	26-SEP-2005 11:35:35	Dark	51.000	41	Eps Car	1.8600	4100.0	102	18685	No
103	GOM_NL__2PRFIN20050926_114744_000000422041_00095_18686_7092.N1	26-SEP-2005 11:47:44	Dark	41.500	143	Alp Hyi	2.8570	7200.0	83	18686	No
104	GOM_NL__2PRFIN20050926_114912_000000522041_00095_18686_7093.N1	26-SEP-2005 11:49:12	Dark	52.000	9	Alp Eri	0.45300	24000.	104	18686	No
105	GOM_NL__2PRFIN20050926_115452_000000462041_00095_18686_7094.N1	26-SEP-2005 11:54:52	Straylight	45.500	63	Bet Gru	2.1500	2800.0	91	18686	No
106	GOM_NL__2PRFIN20050926_115928_000000402041_00095_18686_7095.N1	26-SEP-2005 11:59:28	Straylight	40.000	18	24Alp PsA	1.1660	9700.0	80	18686	No
107	GOM_NL__2PRFIN20050926_120808_000000372041_00095_18686_7096.N1	26-SEP-2005 12:08:08	Bright	37.000	162	34Alp Aqr	2.9440	5350.0	74	18686	No
108	GOM_NL__2PRFIN20050926_121205_000000372041_00095_18686_7097.N1	26-SEP-2005 12:12:05	Bright	36.500	90	54Alp Peg	2.4870	11000.	73	18686	No
109	GOM_NL__2PRFIN20050926_121546_000000382041_00095_18686_7098.N1	26-SEP-2005 12:15:46	Bright	37.500	93	53Bet Peg	2.5200	3100.0	75	18686	No
110	GOM_NL__2PRFIN20050926_122546_000000372041_00095_18686_7099.N1	26-SEP-2005 12:25:46	Bright	37.000	89	5Alp Cep	2.4510	8000.0	74	18686	No
111	GOM_NL__2PRFIN20050926_123307_000000362041_00095_18686_7100.N1	26-SEP-2005 12:33:07	Bright	35.500	49	1Alp UMi	1.9900	6300.0	71	18686	No
112	GOM_NL__2PRFIN20050926_123452_000000382041_00095_18686_7101.N1	26-SEP-2005 12:34:52	Bright	37.500	60	7Bet UMi	2.0810	3950.0	75	18686	No
113	GOM_NL__2PRFIN20050926_124055_000000342041_00095_18686_7102.N1	26-SEP-2005 12:40:55	Bright	34.000	36	50Alp UMa	1.8000	6300.0	68	18686	No
114	GOM_NL__2PRFIN20050926_124225_000000382041_00095_18686_7103.N1	26-SEP-2005 12:42:25	Bright	37.500	82	48Bet UMa	2.3650	10600.	75	18686	No
115	GOM_NL__2PRFIN20050926_124535_000000352041_00095_18686_7104.N1	26-SEP-2005 12:45:35	Bright	35.000	174	52Psi UMa	3.0040	4400.0	70	18686	No
116	GOM_NL__2PRFIN20050926_125214_000000332041_00095_18686_7105.N1	26-SEP-2005 12:52:14	Bright	33.000	166	17Eps Leo	2.9800	6000.0	66	18686	No
117	GOM_NL__2PRFIN20050926_130137_000000472041_00095_18686_7106.N1	26-SEP-2005 13:01:37	Twilight	47.000	48	30Alp Hya	1.9770	4100.0	94	18686	No
118	GOM_NL__2PRFIN20050926_131118_000000432041_00095_18686_7107.N1	26-SEP-2005 13:11:18	Dark	42.500	65	Lam Vel	2.2040	4400.0	85	18686	No
119	GOM_NL__2PRFIN20050926_131436_000000372041_00095_18686_7108.N1	26-SEP-2005 13:14:36	Dark	37.000	46	Del Vel	1.9540	10600.	74	18686	No
120	GOM_NL__2PRFIN20050926_131611_000000472041_00095_18686_7109.N1	26-SEP-2005 13:16:11	Dark	47.000	41	Eps Car	1.8600	4100.0	94	18686	No
121	GOM_NL__2PRFIN20050926_132821_000000392041_00096_18687_7092.N1	26-SEP-2005 13:28:21	Dark	39.000	143	Alp Hyi	2.8570	7200.0	78	18687	No
122	GOM_NL__2PRFIN20050926_132948_000000512041_00096_18687_7093.N1	26-SEP-2005 13:29:48	Dark	51.000	9	Alp Eri	0.45300	24000.	102	18687	No
123	GOM_NL__2PRFIN20050926_133528_000000482041_00096_18687_7094.N1	26-SEP-2005 13:35:28	Straylight	48.000	63	Bet Gru	2.1500	2800.0	96	18687	No
124	GOM_NL__2PRFIN20050926_134004_000000432041_00096_18687_7095.N1	26-SEP-2005 13:40:04	Straylight	43.000	18	24Alp PsA	1.1660	9700.0	86	18687	No
125	GOM_NL__2PRFIN20050926_134844_000000372041_00096_18687_7096.N1	26-SEP-2005 13:48:44	Bright	37.000	162	34Alp Aqr	2.9440	5350.0	74	18687	No
126	GOM_NL__2PRFIN20050926_135241_000000372041_00096_18687_7097.N1	26-SEP-2005 13:52:41	Bright	37.000	90	54Alp Peg	2.4870	11000.	74	18687	No
127	GOM_NL__2PRFIN20050926_135622_000000382041_00096_18687_7098.N1	26-SEP-2005 13:56:22	Bright	37.500	93	53Bet Peg	2.5200	3100.0	75	18687	No
128	GOM_NL__2PRFIN20050926_140623_000000362041_00096_18687_7099.N1	26-SEP-2005 14:06:23	Bright	35.500	89	5Alp Cep	2.4510	8000.0	71	18687	No
129	GOM_NL__2PRFIN20050926_141343_000000352041_00096_18687_7100.N1	26-SEP-2005 14:13:43	Bright	35.000	49	1Alp UMi	1.9900	6300.0	70	18687	No
130	GOM_NL__2PRFIN20050926_141528_000000332041_00096_18687_7101.N1	26-SEP-2005 14:15:28	Bright	33.000	60	7Bet UMi	2.0810	3950.0	66	18687	No
131	GOM_NL__2PRFIN20050926_142132_000000352041_00096_18687_7102.N1	26-SEP-2005 14:21:32	Bright	35.000	36	50Alp UMa	1.8000	6300.0	70	18687	No
132	GOM_NL__2PRFIN20050926_142301_000000522041_00096_18687_7103.N1	26-SEP-2005 14:23:01	Bright	52.000	82	48Bet UMa	2.3650	10600.	104	18687	No
133	GOM_NL__2PRFIN20050926_142611_000000332041_00096_18687_7104.N1	26-SEP-2005 14:26:11	Bright	32.500	174	52Psi UMa	3.0040	4400.0	65	18687	No
134	GOM_NL__2PRFIN20050926_143250_000000342041_00096_18687_7105.N1	26-SEP-2005 14:32:50	Bright	34.000	166	17Eps Leo	2.9800	6000.0	68	18687	No
135	GOM_NL__2PRFIN20050926_144213_000000532041_00096_18687_7106.N1	26-SEP-2005 14:42:13	Twilight	53.000	48	30Alp Hya	1.9770	4100.0	106	18687	No
136	GOM_NL__2PRFIN20050926_145154_000000442041_00096_18687_7107.N1	26-SEP-2005 14:51:54	Dark	43.500	65	Lam Vel	2.2040	4400.0	87	18687	No
137	GOM_NL__2PRFIN20050926_145512_000000382041_00096_18687_7108.N1	26-SEP-2005 14:55:12	Dark	38.000	46	Del Vel	1.9540	10600.	76	18687	No
138	GOM_NL__2PRFIN20050926_145647_000000392041_00096_18687_7109.N1	26-SEP-2005 14:56:47	Dark	38.500	41	Eps Car	1.8600	4100.0	77	18687	No
139	GOM_NL__2PRFIN20050926_150857_000000392041_00097_18688_7092.N1	26-SEP-2005 15:08:57	Dark	39.000	143	Alp Hyi	2.8570	7200.0	78	18688	No
140	GOM_NL__2PRFIN20050926_151025_000000462041_00097_18688_7093.N1	26-SEP-2005 15:10:25	Dark	46.000	9	Alp Eri	0.45300	24000.	92	18688	No
141	GOM_NL__2PRFIN20050926_151604_000000472041_00097_18688_7094.N1	26-SEP-2005 15:16:04	Straylight	47.000	63	Bet Gru	2.1500	2800.0	94	18688	No
142	GOM_NL__2PRFIN20050926_152040_000000442041_00097_18688_7095.N1	26-SEP-2005 15:20:40	Straylight	44.000	18	24Alp PsA	1.1660	9700.0	88	18688	No
143	GOM_NL__2PRFIN20050926_152920_000000382041_00097_18688_7096.N1	26-SEP-2005 15:29:20	Bright	37.500	162	34Alp Aqr	2.9440	5350.0	75	18688	No
144	GOM_NL__2PRFIN20050926_153316_000000372041_00097_18688_7097.N1	26-SEP-2005 15:33:16	Bright	36.500	90	54Alp Peg	2.4870	11000.	73	18688	No
145	GOM_NL__2PRFIN20050926_153658_000000372041_00097_18688_7098.N1	26-SEP-2005 15:36:58	Bright	37.000	93	53Bet Peg	2.5200	3100.0	74	18688	No
146	GOM_NL__2PRFIN20050926_154659_000000362041_00097_18688_7099.N1	26-SEP-2005 15:46:59	Bright	36.000	89	5Alp Cep	2.4510	8000.0	72	18688	No
147	GOM_NL__2PRFIN20050926_155419_000000362041_00097_18688_7100.N1	26-SEP-2005 15:54:19	Bright	36.000	49	1Alp UMi	1.9900	6300.0	72	18688	No
148	GOM_NL__2PRFIN20050926_155604_000000372041_00097_18688_7101.N1	26-SEP-2005 15:56:04	Bright	36.500	60	7Bet UMi	2.0810	3950.0	73	18688	No
149	GOM_NL__2PRFIN20050926_160208_000000352041_00097_18688_7102.N1	26-SEP-2005 16:02:08	Bright	35.000	36	50Alp UMa	1.8000	6300.0	70	18688	No
150	GOM_NL__2PRFIN20050926_160337_000000342041_00097_18688_7103.N1	26-SEP-2005 16:03:37	Bright	34.000	82	48Bet UMa	2.3650	10600.	68	18688	No
151	GOM_NL__2PRFIN20050926_160648_000000352041_00097_18688_7104.N1	26-SEP-2005 16:06:48	Bright	34.500	174	52Psi UMa	3.0040	4400.0	69	18688	No
152	GOM_NL__2PRFIN20050926_161326_000000532041_00097_18688_7105.N1	26-SEP-2005 16:13:26	Bright	53.000	166	17Eps Leo	2.9800	6000.0	106	18688	No
153	GOM_NL__2PRFIN20050926_162249_000000532041_00097_18688_7106.N1	26-SEP-2005 16:22:49	Twilight	52.500	48	30Alp Hya	1.9770	4100.0	105	18688	No
154	GOM_NL__2PRFIN20050926_163230_000000432041_00097_18688_7107.N1	26-SEP-2005 16:32:30	Dark	42.500	65	Lam Vel	2.2040	4400.0	85	18688	No
155	GOM_NL__2PRFIN20050926_163549_000000412041_00097_18688_7108.N1	26-SEP-2005 16:35:49	Dark	41.000	46	Del Vel	1.9540	10600.	82	18688	No
156	GOM_NL__2PRFIN20050926_163724_000000392041_00097_18688_7109.N1	26-SEP-2005 16:37:24	Dark	38.500	41	Eps Car	1.8600	4100.0	77	18688	No
157	GOM_NL__2PRFIN20050926_164934_000000392041_00098_18689_7092.N1	26-SEP-2005 16:49:34	Dark	38.500	143	Alp Hyi	2.8570	7200.0	77	18689	No
158	GOM_NL__2PRFIN20050926_165101_000000442041_00098_18689_7093.N1	26-SEP-2005 16:51:01	Dark	43.500	9	Alp Eri	0.45300	24000.	87	18689	No
159	GOM_NL__2PRFIN20050926_165640_000000522041_00098_18689_7094.N1	26-SEP-2005 16:56:40	Straylight	52.000	63	Bet Gru	2.1500	2800.0	104	18689	No
160	GOM_NL__2PRFIN20050926_170116_000000412041_00098_18689_7095.N1	26-SEP-2005 17:01:16	Straylight	40.500	18	24Alp PsA	1.1660	9700.0	81	18689	No

161	GOM_NL__2PRFIN20050926_170956_000000372041_00098_18689_7096.N1	26-SEP-2005 17:09:56	Bright	37.000	162	34Alp Aqr	2.9440	5350.0	74	18689	No
162	GOM_NL__2PRFIN20050926_171352_000000372041_00098_18689_7097.N1	26-SEP-2005 17:13:52	Bright	37.000	90	54Alp Peg	2.4870	11000.	74	18689	No
163	GOM_NL__2PRFIN20050926_171734_000000372041_00098_18689_7098.N1	26-SEP-2005 17:17:34	Bright	36.500	93	53Bet Peg	2.5200	3100.0	73	18689	No
164	GOM_NL__2PRFIN20050926_172735_000000332041_00098_18689_7099.N1	26-SEP-2005 17:27:35	Bright	33.000	89	5Alp Cep	2.4510	8000.0	66	18689	No
165	GOM_NL__2PRFIN20050926_173455_000000362041_00098_18689_7100.N1	26-SEP-2005 17:34:55	Bright	36.000	49	1Alp UMi	1.9900	6300.0	72	18689	No
166	GOM_NL__2PRFIN20050926_173640_000000362041_00098_18689_7101.N1	26-SEP-2005 17:36:40	Bright	36.000	60	7Bet UMi	2.0810	3950.0	72	18689	No
167	GOM_NL__2PRFIN20050926_174244_000000352041_00098_18689_7102.N1	26-SEP-2005 17:42:44	Bright	35.000	36	50Alp UMa	1.8000	6300.0	70	18689	No
168	GOM_NL__2PRFIN20050926_174413_000000332041_00098_18689_7103.N1	26-SEP-2005 17:44:13	Bright	33.000	82	48Bet UMa	2.3650	10600.	66	18689	No
169	GOM_NL__2PRFIN20050926_174724_000000342041_00098_18689_7104.N1	26-SEP-2005 17:47:24	Bright	33.500	174	52Psi UMa	3.0040	4400.0	67	18689	No
170	GOM_NL__2PRFIN20050926_175402_000000352041_00098_18689_7105.N1	26-SEP-2005 17:54:02	Bright	35.000	166	17Eps Leo	2.9800	6000.0	70	18689	No
171	GOM_NL__2PRFIN20050926_180326_000000502041_00098_18689_7106.N1	26-SEP-2005 18:03:26	Twilight	50.000	48	30Alp Hya	1.9770	4100.0	100	18689	No
172	GOM_NL__2PRFIN20050926_181307_000000422041_00098_18689_7107.N1	26-SEP-2005 18:13:07	Dark	41.500	65	Lam Vel	2.2040	4400.0	83	18689	No
173	GOM_NL__2PRFIN20050926_181625_000000392041_00098_18689_7108.N1	26-SEP-2005 18:16:25	Dark	39.000	46	Del Vel	1.9540	10600.	78	18689	No
174	GOM_NL__2PRFIN20050926_181800_000000462041_00098_18689_7109.N1	26-SEP-2005 18:18:00	Dark	46.000	41	Eps Car	1.8600	4100.0	92	18689	No
175	GOM_NL__2PRFIN20050926_183010_000000402041_00099_18690_7092.N1	26-SEP-2005 18:30:10	Dark	39.500	143	Alp Hyi	2.8570	7200.0	79	18690	No
176	GOM_NL__2PRFIN20050926_183137_000000492041_00099_18690_7093.N1	26-SEP-2005 18:31:37	Dark	49.000	9	Alp Eri	0.45300	24000.	98	18690	No
177	GOM_NL__2PRFIN20050926_183716_000000492041_00099_18690_7094.N1	26-SEP-2005 18:37:16	Straylight	48.500	63	Bet Gru	2.1500	2800.0	97	18690	No
178	GOM_NL__2PRFIN20050926_184152_000000432041_00099_18690_7095.N1	26-SEP-2005 18:41:52	Straylight	42.500	18	24Alp PsA	1.1660	9700.0	85	18690	No
179	GOM_NL__2PRFIN20050926_185032_000000382041_00099_18690_7096.N1	26-SEP-2005 18:50:32	Bright	38.000	162	34Alp Aqr	2.9440	5350.0	76	18690	No
180	GOM_NL__2PRFIN20050926_185428_000000362041_00099_18690_7097.N1	26-SEP-2005 18:54:28	Bright	35.500	90	54Alp Peg	2.4870	11000.	71	18690	No
181	GOM_NL__2PRFIN20050926_185810_000000392041_00099_18690_7098.N1	26-SEP-2005 18:58:10	Bright	39.000	93	53Bet Peg	2.5200	3100.0	78	18690	No
182	GOM_NL__2PRFIN20050926_190811_000000372041_00099_18690_7099.N1	26-SEP-2005 19:08:11	Bright	36.500	89	5Alp Cep	2.4510	8000.0	73	18690	No
183	GOM_NL__2PRFIN20050926_191531_000000362041_00099_18690_7100.N1	26-SEP-2005 19:15:31	Bright	35.500	49	1Alp UMi	1.9900	6300.0	71	18690	No
184	GOM_NL__2PRFIN20050926_191717_000000362041_00099_18690_7101.N1	26-SEP-2005 19:17:17	Bright	35.500	60	7Bet UMi	2.0810	3950.0	71	18690	No
185	GOM_NL__2PRFIN20050926_192320_000000342041_00099_18690_7102.N1	26-SEP-2005 19:23:20	Bright	33.500	36	50Alp UMa	1.8000	6300.0	67	18690	No
186	GOM_NL__2PRFIN20050926_192449_000000352041_00099_18690_7103.N1	26-SEP-2005 19:24:49	Bright	35.000	82	48Bet UMa	2.3650	10600.	70	18690	No
187	GOM_NL__2PRFIN20050926_192800_000000352041_00099_18690_7104.N1	26-SEP-2005 19:28:00	Bright	35.000	174	52Psi UMa	3.0040	4400.0	70	18690	No
188	GOM_NL__2PRFIN20050926_193438_000000352041_00099_18690_7105.N1	26-SEP-2005 19:34:38	Bright	35.000	166	17Eps Leo	2.9800	6000.0	70	18690	No
189	GOM_NL__2PRFIN20050926_194402_000000462041_00099_18690_7106.N1	26-SEP-2005 19:44:02	Twilight	46.000	48	30Alp Hya	1.9770	4100.0	92	18690	No
190	GOM_NL__2PRFIN20050926_195343_000000432041_00099_18690_7107.N1	26-SEP-2005 19:53:43	Dark	43.000	65	Lam Vel	2.2040	4400.0	86	18690	No
191	GOM_NL__2PRFIN20050926_195701_000000412041_00099_18690_7108.N1	26-SEP-2005 19:57:01	Dark	41.000	46	Del Vel	1.9540	10600.	82	18690	No
192	GOM_NL__2PRFIN20050926_195836_000000452041_00099_18690_7109.N1	26-SEP-2005 19:58:36	Dark	45.000	41	Eps Car	1.8600	4100.0	90	18690	No
193	GOM_NL__2PRFIN20050926_201046_000000392041_00100_18691_7092.N1	26-SEP-2005 20:10:46	Dark	38.500	143	Alp Hyi	2.8570	7200.0	77	18691	No
194	GOM_NL__2PRFIN20050926_201214_000000512041_00100_18691_7093.N1	26-SEP-2005 20:12:14	Dark	51.000	9	Alp Eri	0.45300	24000.	102	18691	No
195	GOM_NL__2PRFIN20050926_203108_000000372041_00100_18691_7094.N1	26-SEP-2005 20:31:08	Bright	36.500	162	34Alp Aqr	2.9440	5350.0	73	18691	No
196	GOM_NL__2PRFIN20050926_203504_000000372041_00100_18691_7095.N1	26-SEP-2005 20:35:04	Bright	36.500	90	54Alp Peg	2.4870	11000.	73	18691	No
197	GOM_NL__2PRFIN20050926_203846_000000372041_00100_18691_7096.N1	26-SEP-2005 20:38:46	Bright	36.500	93	53Bet Peg	2.5200	3100.0	73	18691	No
198	GOM_NL__2PRFIN20050926_204847_000000352041_00100_18691_7097.N1	26-SEP-2005 20:48:47	Bright	35.000	89	5Alp Cep	2.4510	8000.0	70	18691	No
199	GOM_NL__2PRFIN20050926_205607_000000362041_00100_18691_7098.N1	26-SEP-2005 20:56:07	Bright	35.500	49	1Alp UMi	1.9900	6300.0	71	18691	No
200	GOM_NL__2PRFIN20050926_205753_000000372041_00100_18691_7099.N1	26-SEP-2005 20:57:53	Bright	37.000	60	7Bet UMi	2.0810	3950.0	74	18691	No
201	GOM_NL__2PRFIN20050926_210356_000000352041_00100_18691_7100.N1	26-SEP-2005 21:03:56	Bright	34.500	36	50Alp UMa	1.8000	6300.0	69	18691	No
202	GOM_NL__2PRFIN20050926_210525_000000342041_00100_18691_7101.N1	26-SEP-2005 21:05:25	Bright	34.000	82	48Bet UMa	2.3650	10600.	68	18691	No
203	GOM_NL__2PRFIN20050926_210836_000000342041_00100_18691_7102.N1	26-SEP-2005 21:08:36	Bright	33.500	174	52Psi UMa	3.0040	4400.0	67	18691	No
204	GOM_NL__2PRFIN20050926_211515_000000352041_00100_18691_7103.N1	26-SEP-2005 21:15:15	Bright	34.500	166	17Eps Leo	2.9800	6000.0	69	18691	No
205	GOM_NL__2PRFIN20050926_212438_000000512041_00100_18691_7104.N1	26-SEP-2005 21:24:38	Twilight	50.500	48	30Alp Hya	1.9770	4100.0	101	18691	No
206	GOM_NL__2PRFIN20050926_213419_000000482041_00100_18691_7105.N1	26-SEP-2005 21:34:19	Dark	48.000	65	Lam Vel	2.2040	4400.0	96	18691	No
207	GOM_NL__2PRFIN20050926_213738_000000432041_00100_18691_7106.N1	26-SEP-2005 21:37:38	Dark	43.000	46	Del Vel	1.9540	10600.	86	18691	No
208	GOM_NL__2PRFIN20050926_213913_000000392041_00100_18691_7107.N1	26-SEP-2005 21:39:13	Dark	38.500	41	Eps Car	1.8600	4100.0	77	18691	No
209	GOM_NL__2PRFIN20050926_215123_000000382041_00101_18692_7092.N1	26-SEP-2005 21:51:23	Dark	38.000	143	Alp Hyi	2.8570	7200.0	76	18692	No
210	GOM_NL__2PRFIN20050926_215250_000000442041_00101_18692_7093.N1	26-SEP-2005 21:52:50	Dark	44.000	9	Alp Eri	0.45300	24000.	88	18692	No
211	GOM_NL__2PRFIN20050926_215828_000000432041_00101_18692_7094.N1	26-SEP-2005 21:58:28	Straylight	42.500	63	Bet Gru	2.1500	2800.0	85	18692	No
212	GOM_NL__2PRFIN20050926_220305_000000452041_00101_18692_7095.N1	26-SEP-2005 22:03:05	Straylight	44.500	18	24Alp PsA	1.1660	9700.0	89	18692	No
213	GOM_NL__2PRFIN20050926_221145_000000382041_00101_18692_7096.N1	26-SEP-2005 22:11:45	Bright	38.000	162	34Alp Aqr	2.9440	5350.0	76	18692	No
214	GOM_NL__2PRFIN20050926_221540_000000372041_00101_18692_7097.N1	26-SEP-2005 22:15:40	Bright	36.500	90	54Alp Peg	2.4870	11000.	73	18692	No
215	GOM_NL__2PRFIN20050926_221922_000000392041_00101_18692_7098.N1	26-SEP-2005 22:19:22	Bright	38.500	93	53Bet Peg	2.5200	3100.0	77	18692	No
216	GOM_NL__2PRFIN20050926_222923_000000362041_00101_18692_7099.N1	26-SEP-2005 22:29:23	Bright	35.500	89	5Alp Cep	2.4510	8000.0	71	18692	No
217	GOM_NL__2PRFIN20050926_223643_000000352041_00101_18692_7100.N1	26-SEP-2005 22:36:43	Bright	35.000	49	1Alp UMi	1.9900	6300.0	70	18692	No
218	GOM_NL__2PRFIN20050926_223829_000000332041_00101_18692_7101.N1	26-SEP-2005 22:38:29	Bright	32.500	60	7Bet UMi	2.0810	3950.0	65	18692	No
219	GOM_NL__2PRFIN20050926_224432_000000372041_00101_18692_7102.N1	26-SEP-2005 22:44:32	Bright	36.500	36	50Alp UMa	1.8000	6300.0	73	18692	No

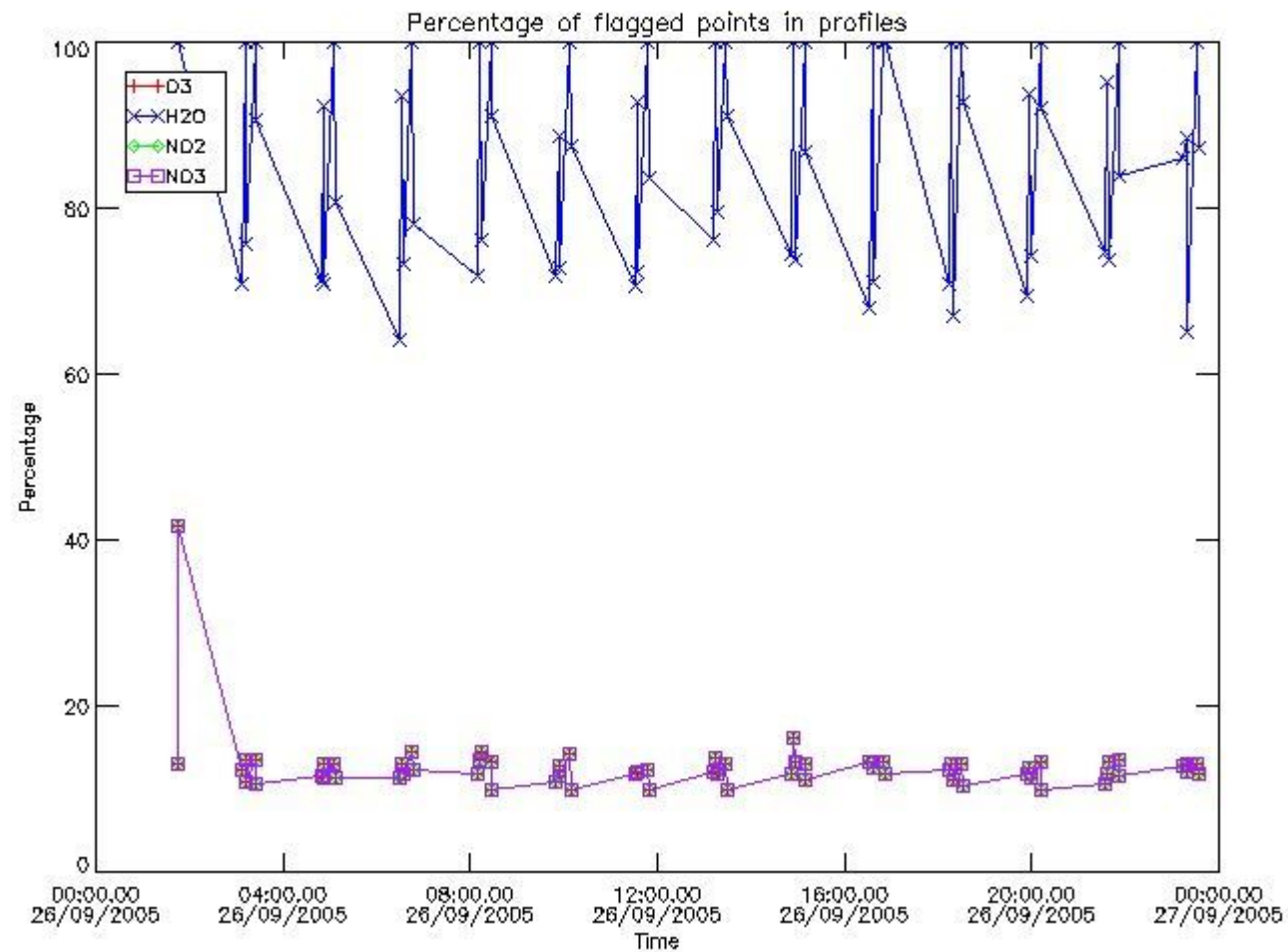


220	GOM_NL__2PRFIN20050926_224601_000000342041_00101_18692_7103.N1	26-SEP-2005 22:46:01	Bright	34.000	82	48Bet UMa	2.3650	10600.	68	18692	No
221	GOM_NL__2PRFIN20050926_224912_000000332041_00101_18692_7104.N1	26-SEP-2005 22:49:12	Bright	33.000	174	52Psi UMa	3.0040	4400.0	66	18692	No
222	GOM_NL__2PRFIN20050926_225550_000000352041_00101_18692_7105.N1	26-SEP-2005 22:55:50	Bright	34.500	166	17Eps Leo	2.9800	6000.0	69	18692	No
223	GOM_NL__2PRFIN20050926_230514_000000492041_00101_18692_7106.N1	26-SEP-2005 23:05:14	Twilight	48.500	48	30Alp Hya	1.9770	4100.0	97	18692	No
224	GOM_NL__2PRFIN20050926_231455_000000402041_00101_18692_7107.N1	26-SEP-2005 23:14:55	Dark	40.000	65	Lam Vel	2.2040	4400.0	80	18692	No
225	GOM_NL__2PRFIN20050926_231814_000000392041_00101_18692_7108.N1	26-SEP-2005 23:18:14	Dark	39.000	46	Del Vel	1.9540	10600.	78	18692	No
226	GOM_NL__2PRFIN20050926_231949_000000422041_00101_18692_7109.N1	26-SEP-2005 23:19:49	Dark	42.000	41	Eps Car	1.8600	4100.0	84	18692	No
227	GOM_NL__2PRFIN20050926_233159_000000402041_00102_18693_7092.N1	26-SEP-2005 23:31:59	Dark	39.500	143	Alp Hyi	2.8570	7200.0	79	18693	No
228	GOM_NL__2PRFIN20050926_233326_000000442041_00102_18693_7093.N1	26-SEP-2005 23:33:26	Dark	43.500	9	Alp Eri	0.45300	24000.	87	18693	No
229	GOM_NL__2PRFIN20050926_233910_000000362041_00102_18693_7094.N1	26-SEP-2005 23:39:10	Straylight	35.500	63	Bet Gru	2.1500	2800.0	71	18693	No
230	GOM_NL__2PRFIN20050926_234341_000000432041_00102_18693_7095.N1	26-SEP-2005 23:43:41	Straylight	42.500	18	24Alp PsA	1.1660	9700.0	85	18693	No
231	GOM_NL__2PRFIN20050926_235221_000000372041_00102_18693_7096.N1	26-SEP-2005 23:52:21	Bright	37.000	162	34Alp Aqr	2.9440	5350.0	74	18693	No
232	GOM_NL__2PRFIN20050926_235616_000000372041_00102_18693_7097.N1	26-SEP-2005 23:56:16	Bright	37.000	90	54Alp Peg	2.4870	11000.	74	18693	No
233	GOM_NL__2PRFIN20050926_235957_000000392041_00102_18693_7098.N1	26-SEP-2005 23:59:57	Bright	39.000	93	53Bet Peg	2.5200	3100.0	78	18693	No

### 3. Quality information per product

In this section it is plotted some information contained in the Quality Summary data set of the level 2 products. Only products in dark limb conditions and without errors (error flag in the MPH set to "0") are used.

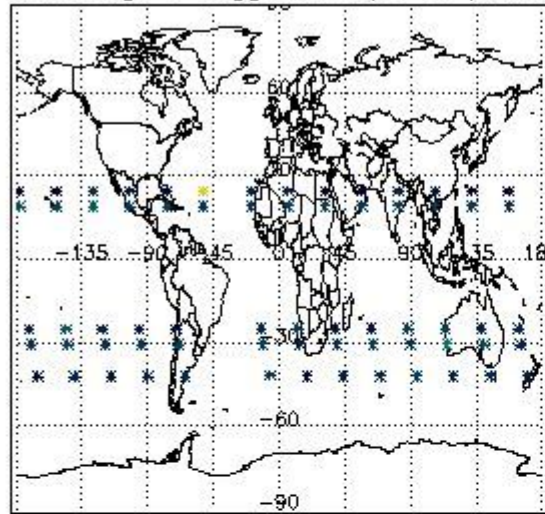
#### 3.1 Plot quality information per product (time dependant)



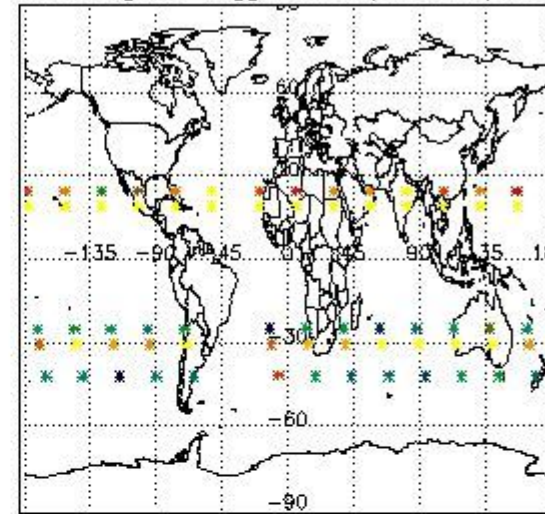
#### 3.2 Plot quality information per product (world map)



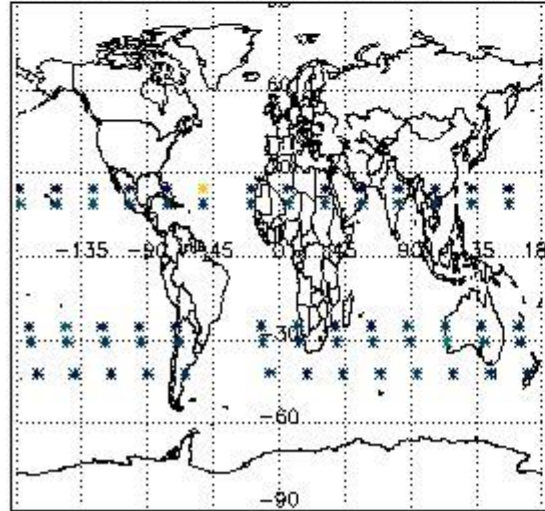
Percentage of flagged data per O3 profile



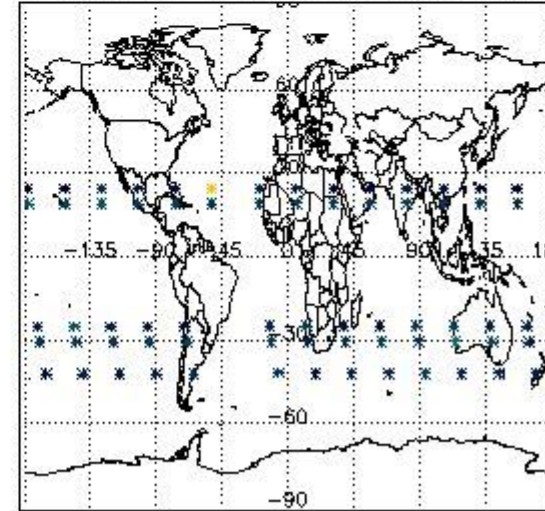
Percentage of flagged data per H2O profile



Percentage of flagged data per NO2 profile



Percentage of flagged data per NO3 profile

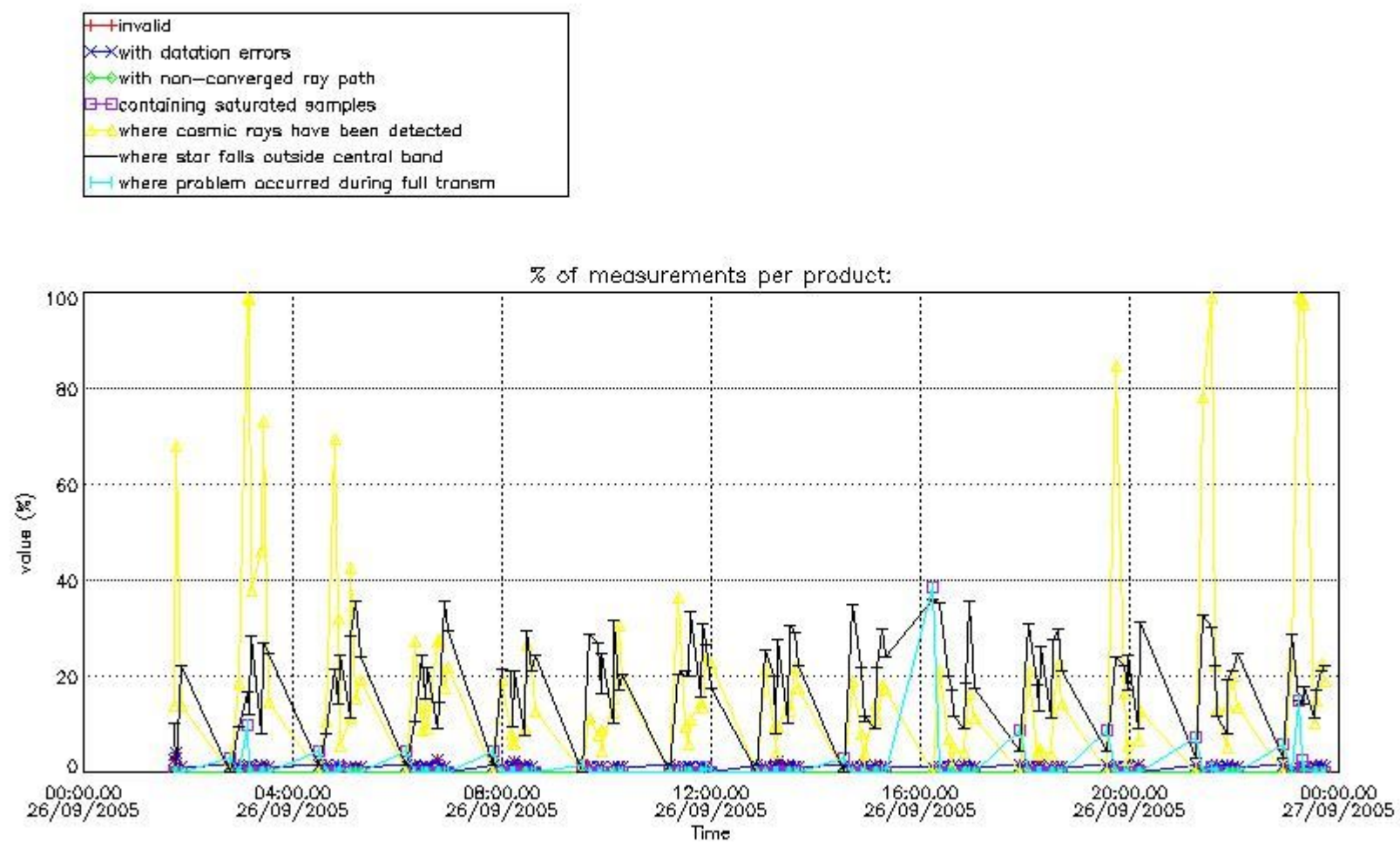


#### 4. Level 1 quality information per product

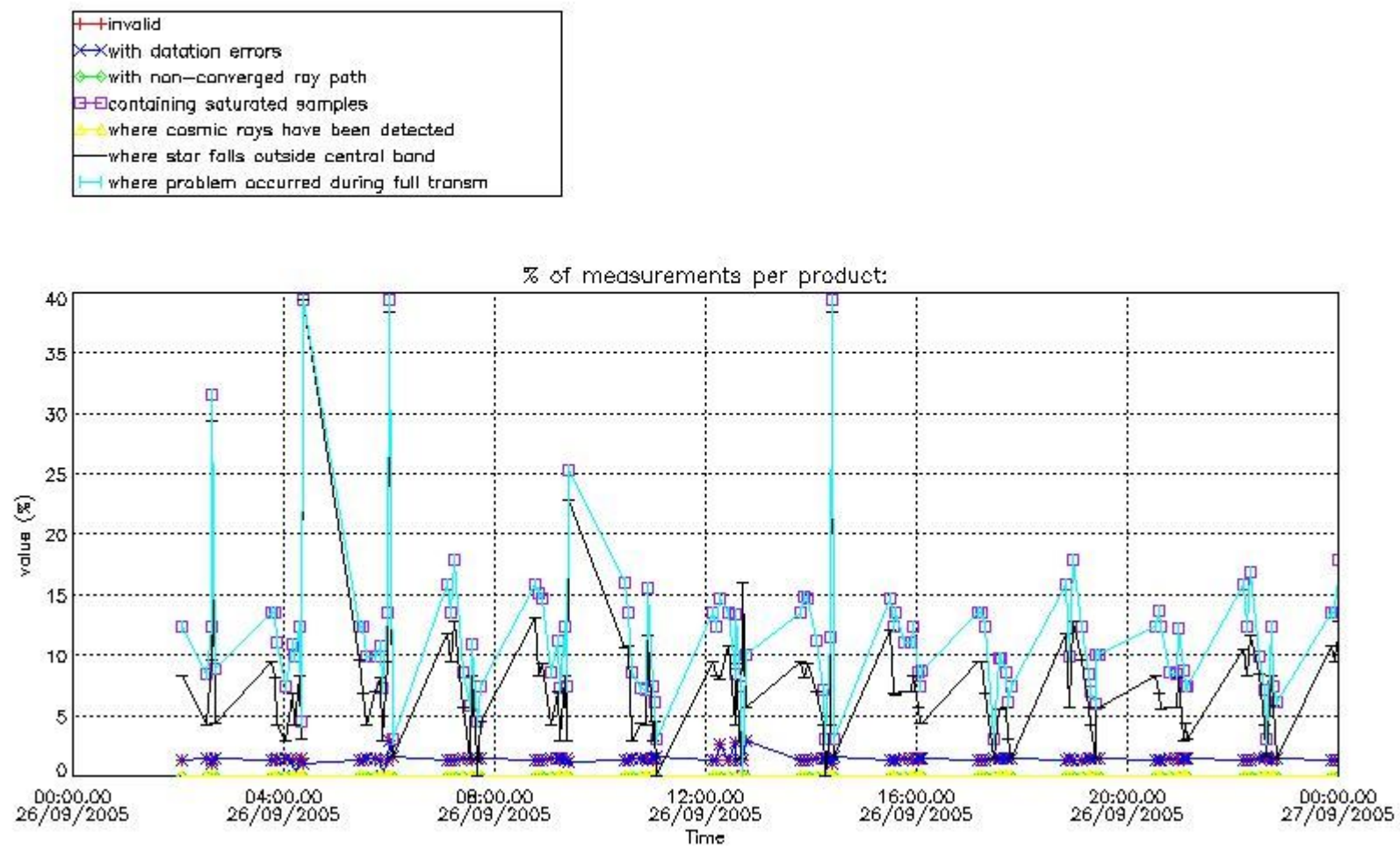
In this section it is plotted some information contained in the Quality Summary data set of the level 2 products that comes from the level 1b processing. Products without errors (error flag in the MPH set to "0") are used.

##### 4.1 Plot quality information per product (time dependant) coming from level 1b processing

##### 4.1.1 Plot level 1 quality information per product (time dependant): ENVISAT ASCENDING passes



4.1.2 Plot level 1 quality information per product (time dependant): ENVI SAT DESCENDING passes

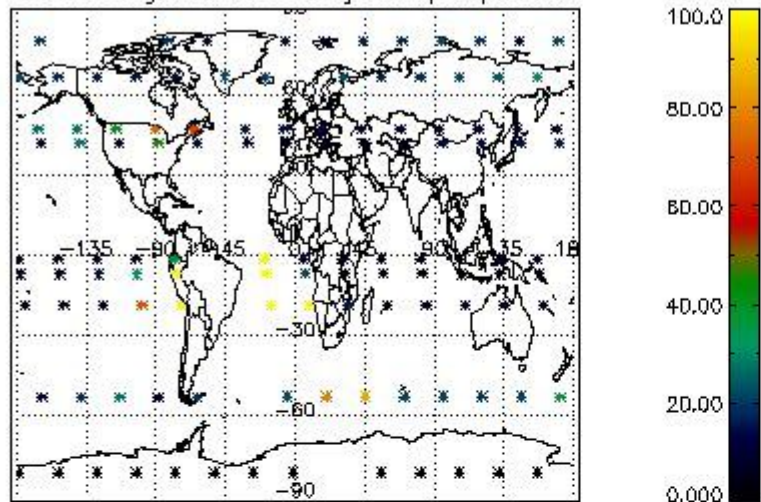


4.2 Plot quality information per product coming from level 1b processing (world map)

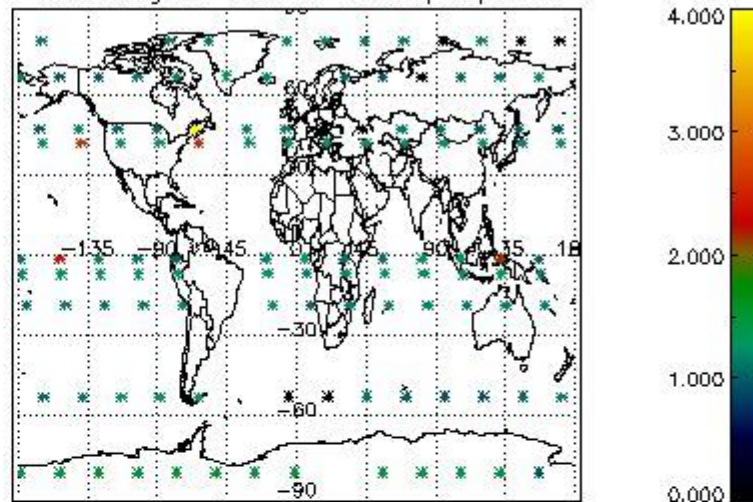
4.2.1 Plot level 1 quality information per product (world map): ENVISAT ASCENDING passes



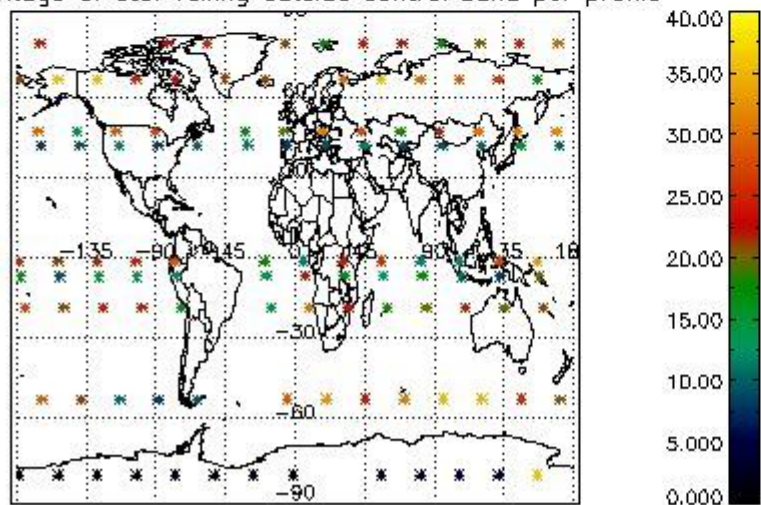
Percentage of cosmic ray hits per profile



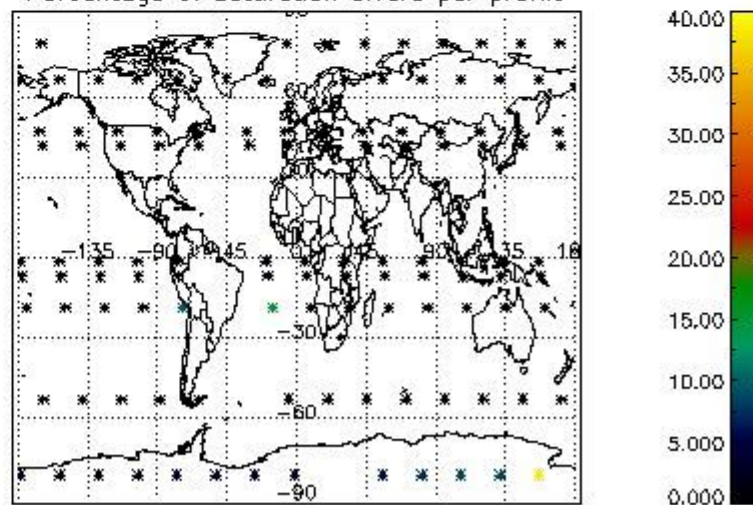
Percentage of datation errors per profile



Percentage of star falling outside central band per profile

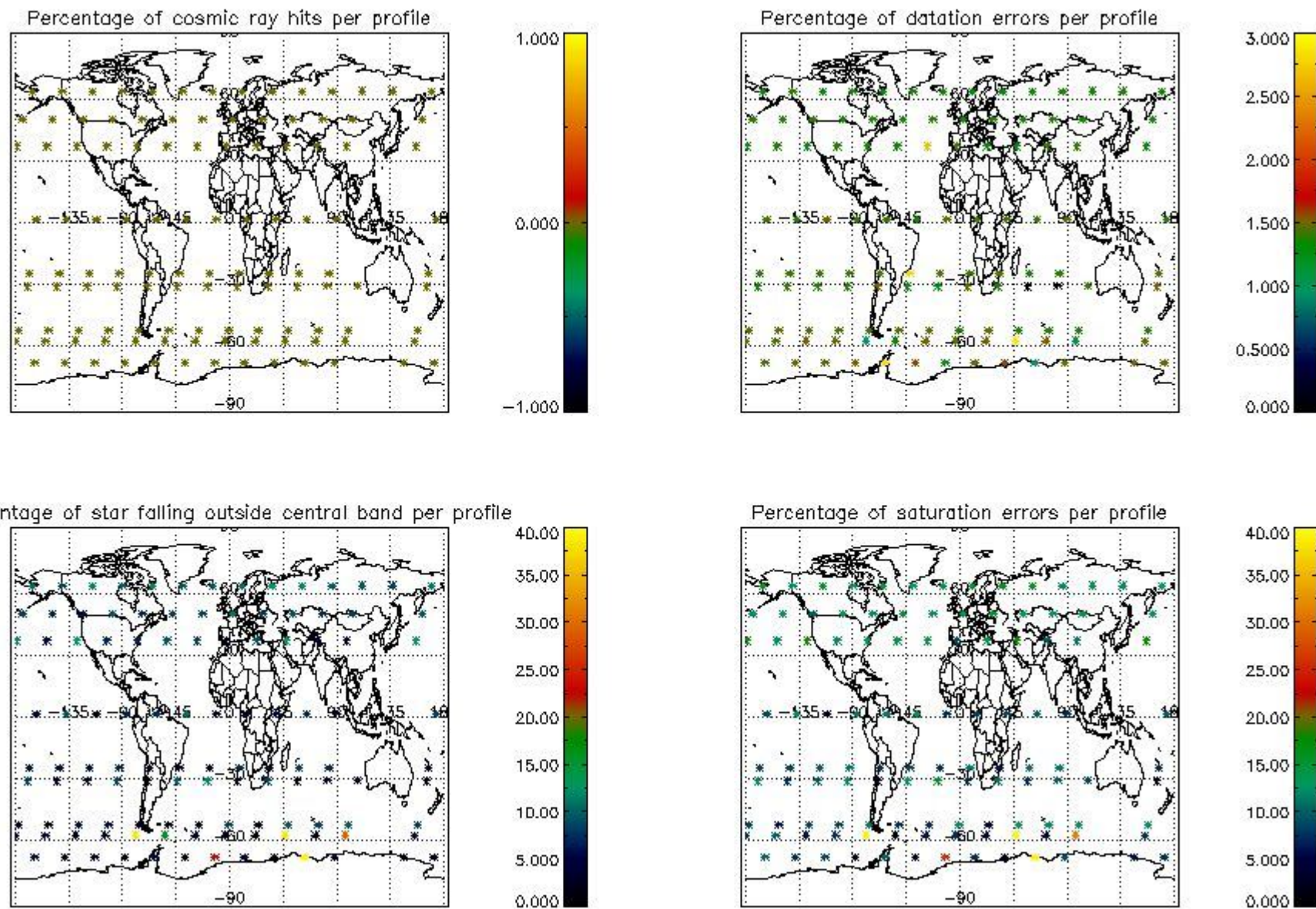


Percentage of saturation errors per profile



4.2.2 Plot level 1 quality information per product (world map): ENVISAT DESCENDING passes





## 5. Trace gas profiles

### 5.1 Ozone statistics based on quality of products

The final quality of the products can be "measured" using the STD (Standard Deviation) attached to every point profile. This information is written to the parameter GOM\_NL\_\_2P/NL\_LOCAL\_SPECIES\_DENSITY/o3\_std of the level 2 products. The table below shows the statistics for given STD ranges.

The statistics are given with respect to the overall valid production:

- Products without fatal errors: GOM\_NL\_\_2P/MPH/PRODUCT\_ERR=0
- Valid point profile: GOM\_NL\_\_2P/NL\_LOCAL\_SPECIES\_DENSITY/pcd(0)=0

The 'Criteria' is applied to valid points of dark limb products:

- Products in dark limb illumination condition: GOM\_NL\_\_2P/NL\_SUMMARY\_QUALITY/obs\_ill\_cond=0
- Products without fatal errors: GOM\_NL\_\_2P/MPH/PRODUCT\_ERR=0
- Valid point profile: GOM\_NL\_\_2P/NL\_LOCAL\_SPECIES\_DENSITY/pcd(0)=0

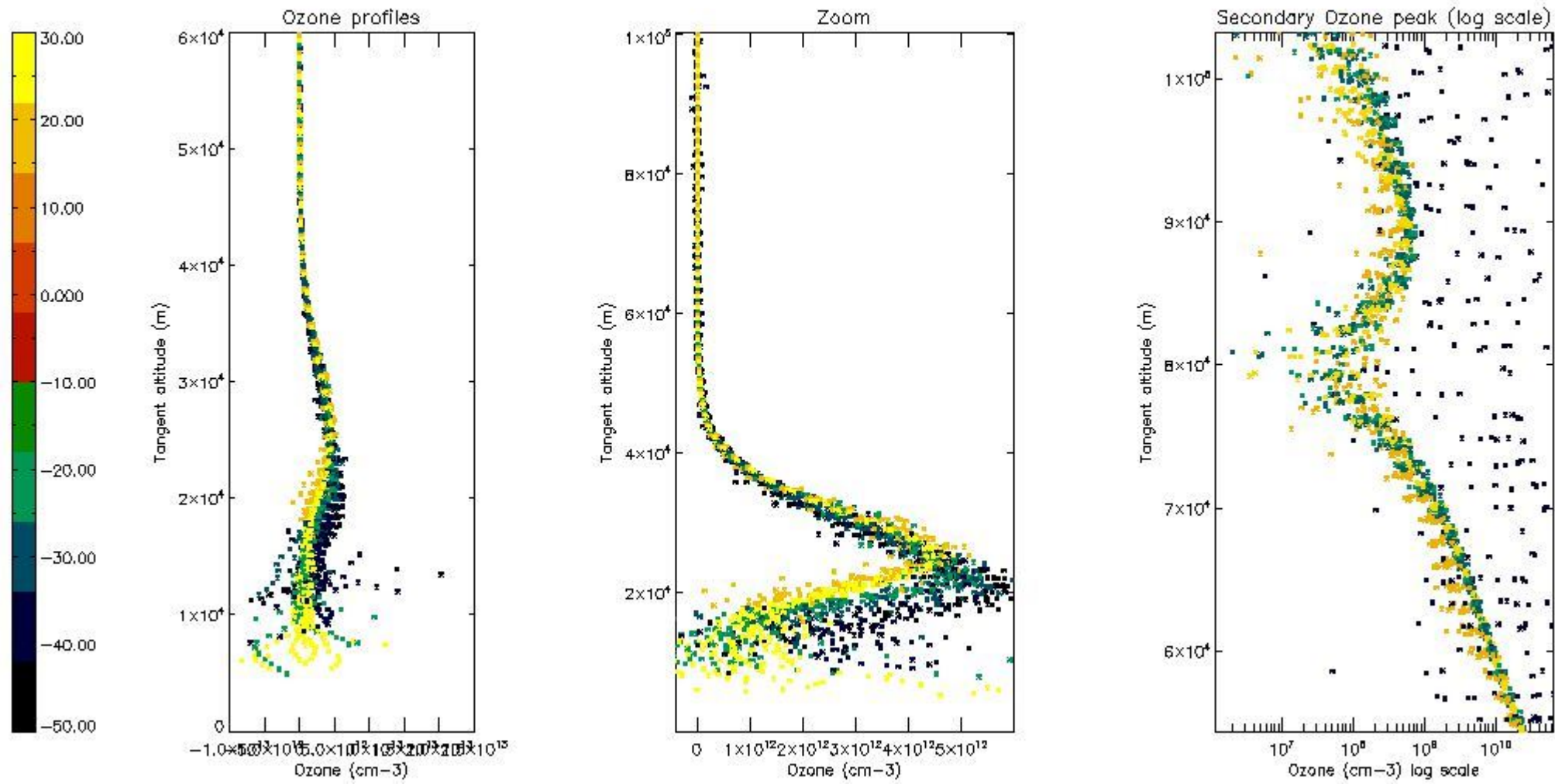
So, the table below shows the percentage of dark limb and valid observations for each criteria with respect to the overall valid daily observations.

Criteria	% of total production
All STD	32
STD < 20	18

STD < 10	13
STD < 5	7

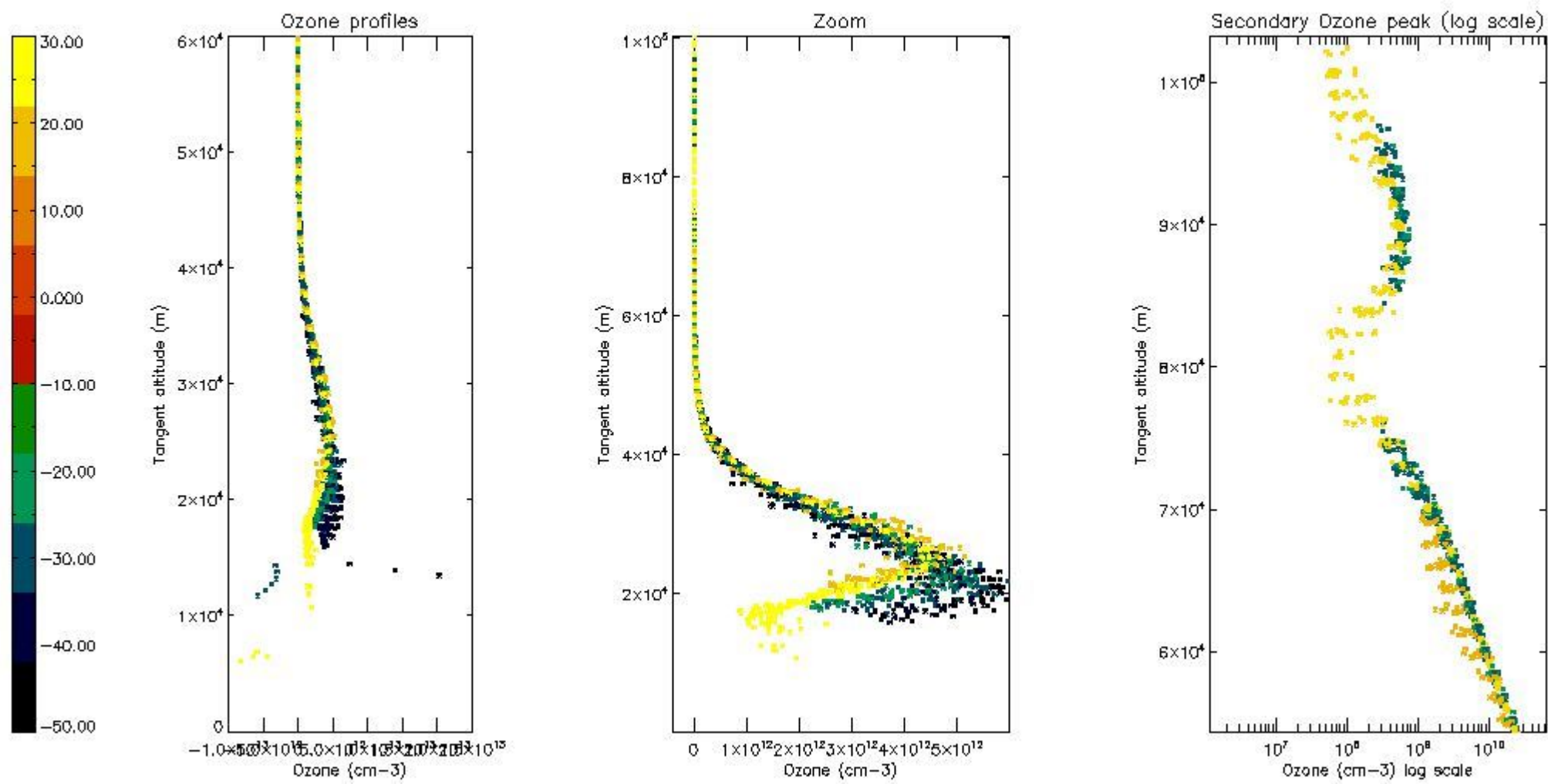
5.2 Plot ozone profiles for all STD (dark without errors)

The colorbar represents the latitude.



5.3 Plot ozone profiles where STD < 20% (dark without errors)

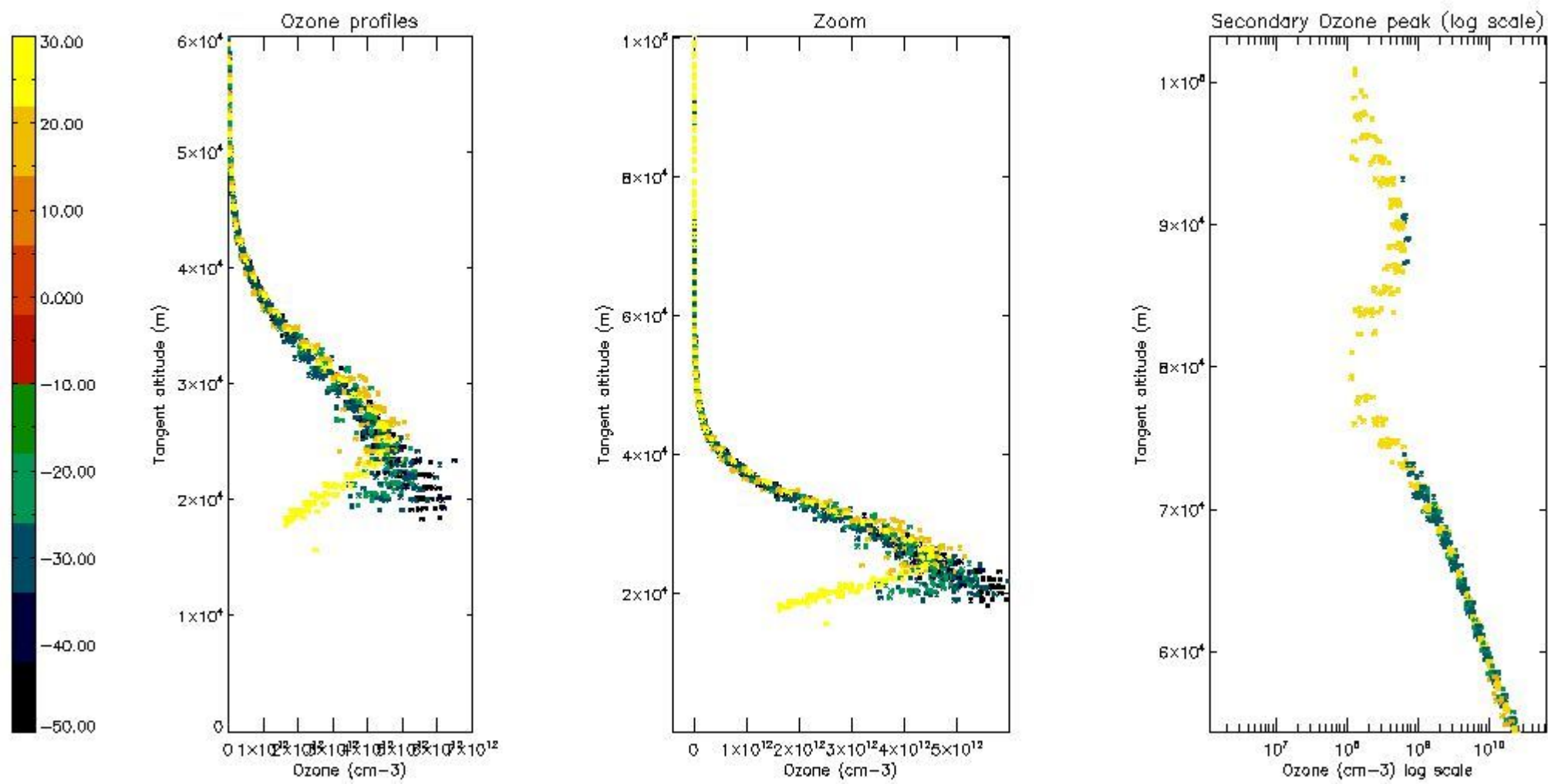
The colorbar represents the latitude.



*5.4 Plot ozone profiles where STD < 10% (dark without errors)*

The colorbar represents the latitude.

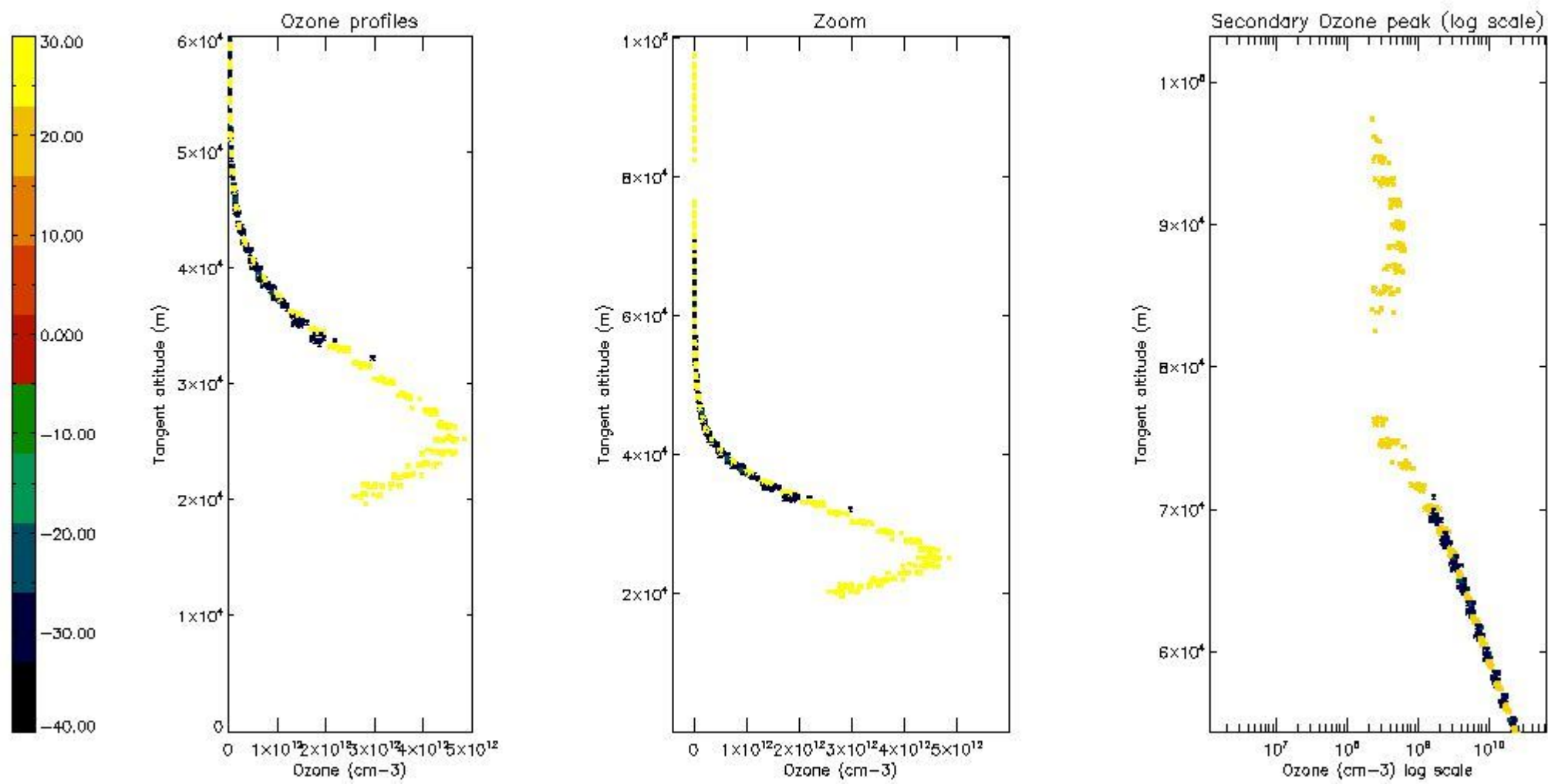




*5.5 Plot ozone profiles where STD < 5% (dark without errors)*

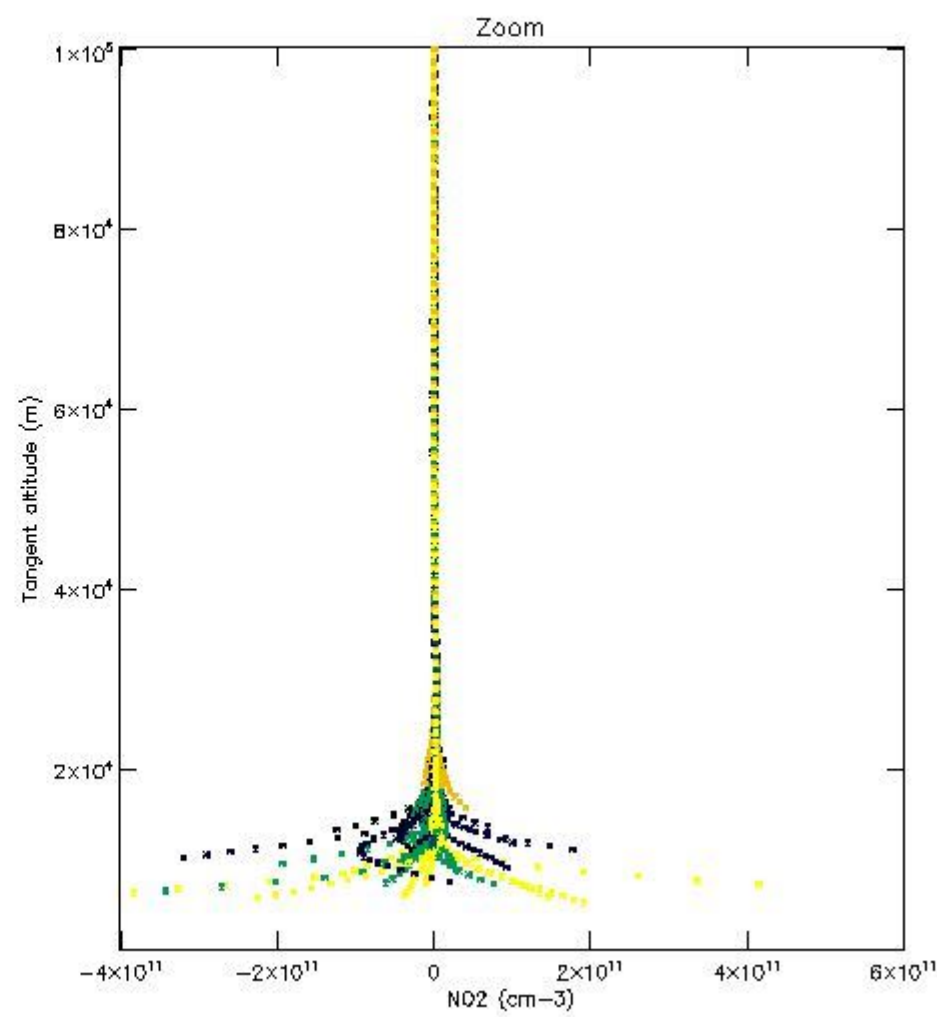
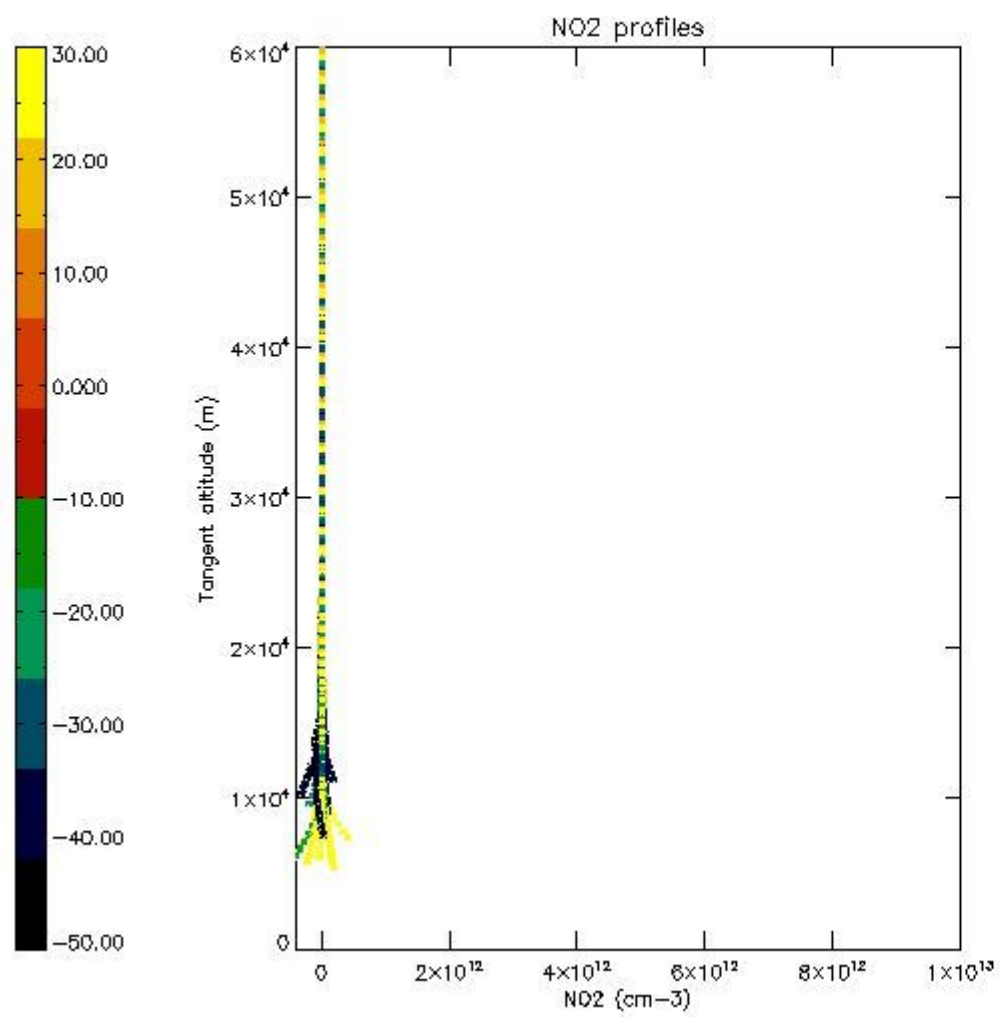
The colorbar represents the latitude.





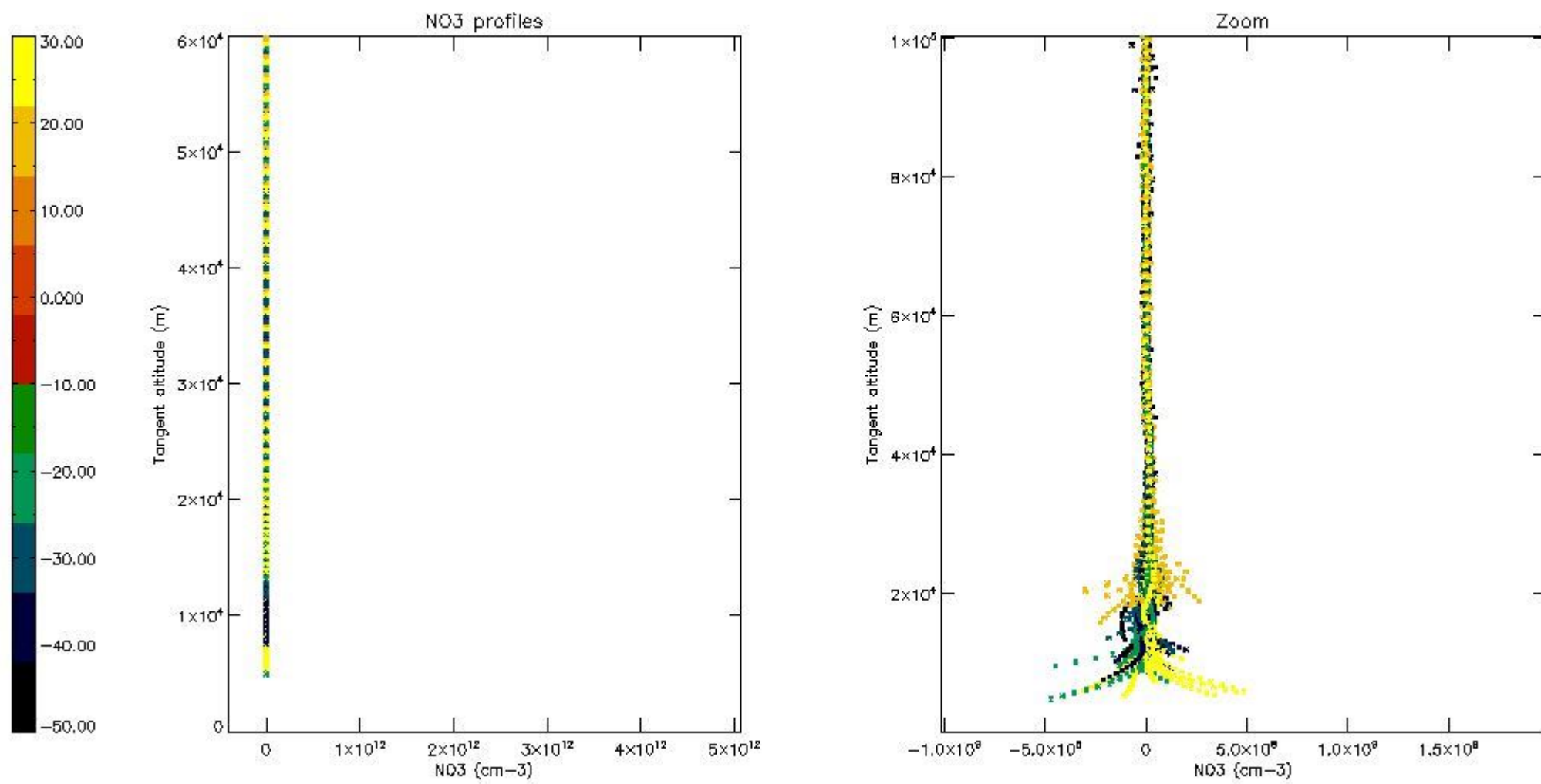
*5.6 Plot NO<sub>2</sub> profiles for all STD (dark without errors)*

The colorbar represents the latitude.



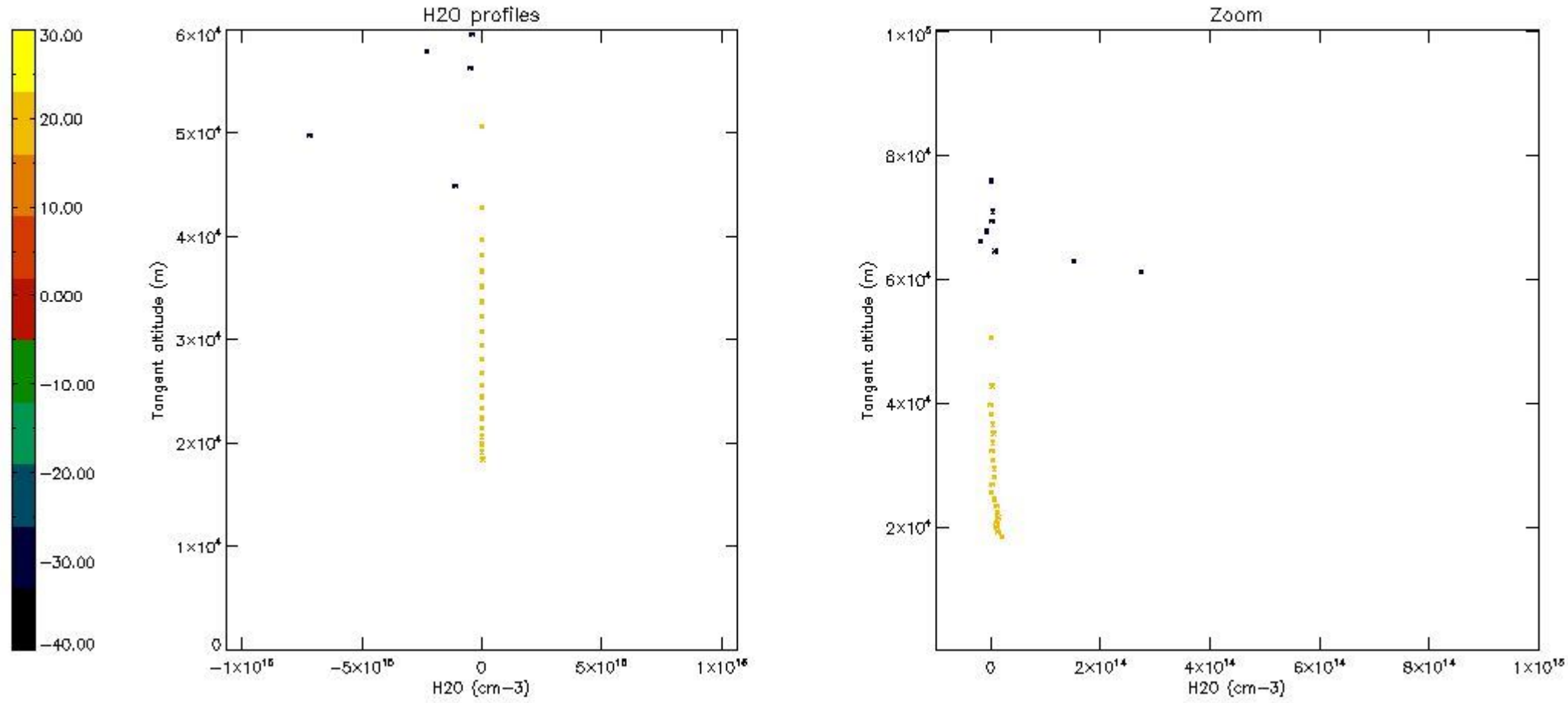
*5.7 Plot NO3 profiles for all STD (dark without errors)*

The colorbar represents the latitude.



5.8 Plot H2O profiles for all STD (only for occultations of stars 1,2,3,4,13,14,16,26,63 dark without errors)

The colorbar represents the latitude.

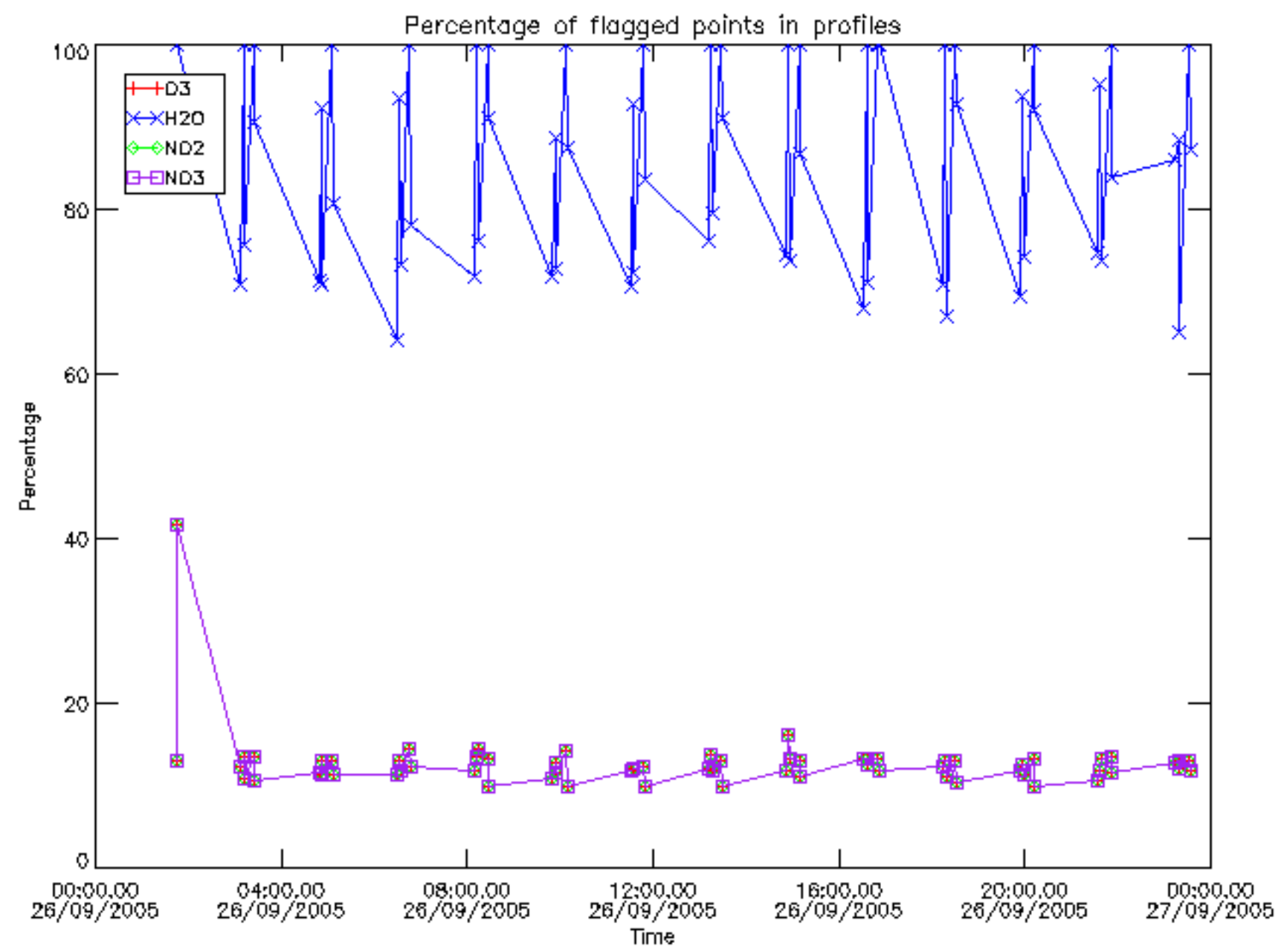


## 6. Auxiliary Data Files used for the production reported in section 2

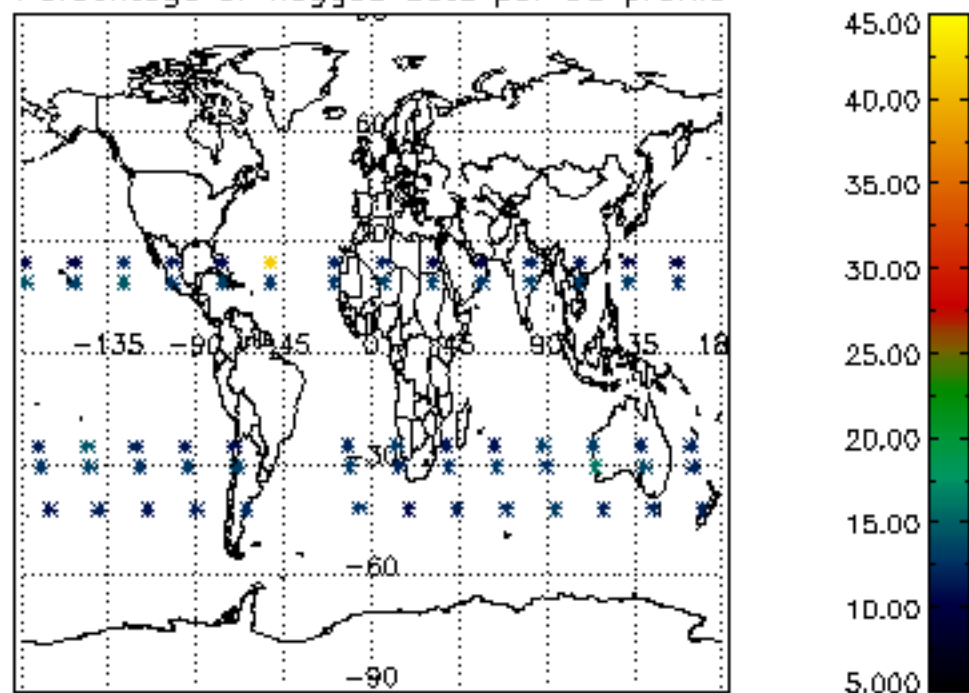
The number reported in the third column indicates since which file (see list in section 2) the corresponding auxiliary file has been used. The fourth column is the date of those product files.

Type	Auxiliary Filename	Used since product	Used since product date
INST_PHYS_CHARACTERISTICS	GOM_INS_AXVIEC20091111_143220_20030716_120000_20500101_000000	1	26-SEP-2005 01:44:06
LEVEL-2_PROC_CONFIG	GOM_PR2_AXVIEC20091111_152718_20020301_000000_20500101_000000	1	26-SEP-2005 01:44:06
CROSS_SECTIONS_FILE	GOM_CRS_AXVIEC20091111_154832_20020301_000000_20500101_000000	1	26-SEP-2005 01:44:06

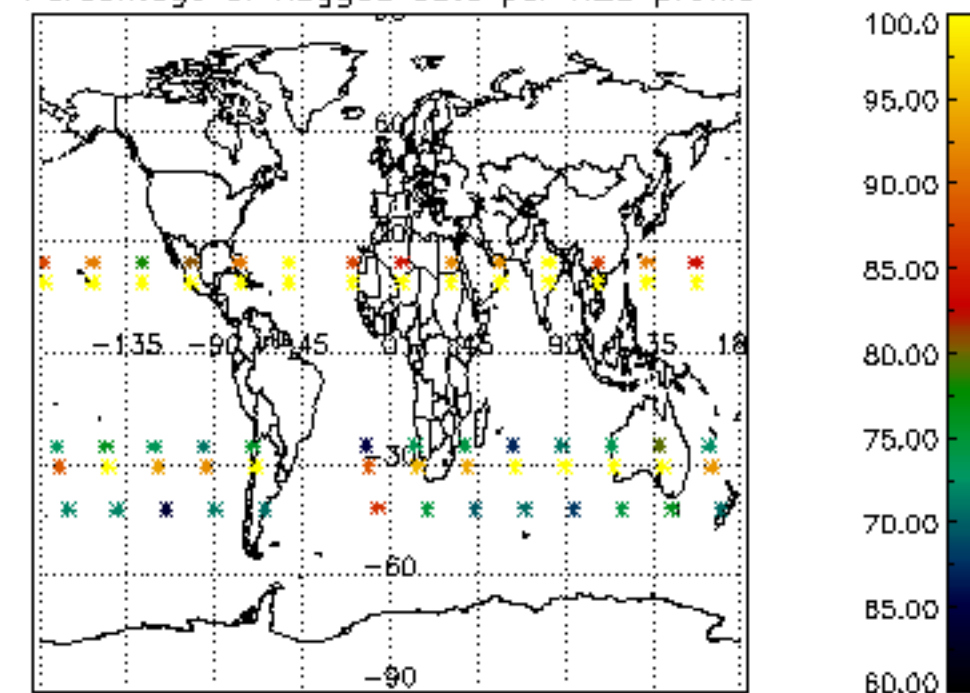




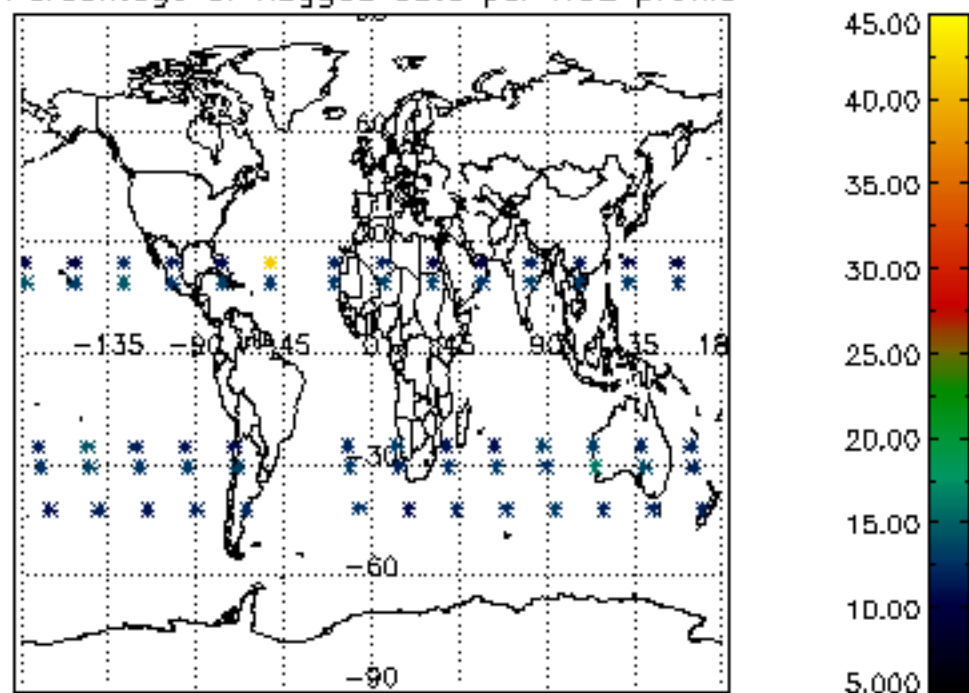
Percentage of flagged data per D3 profile



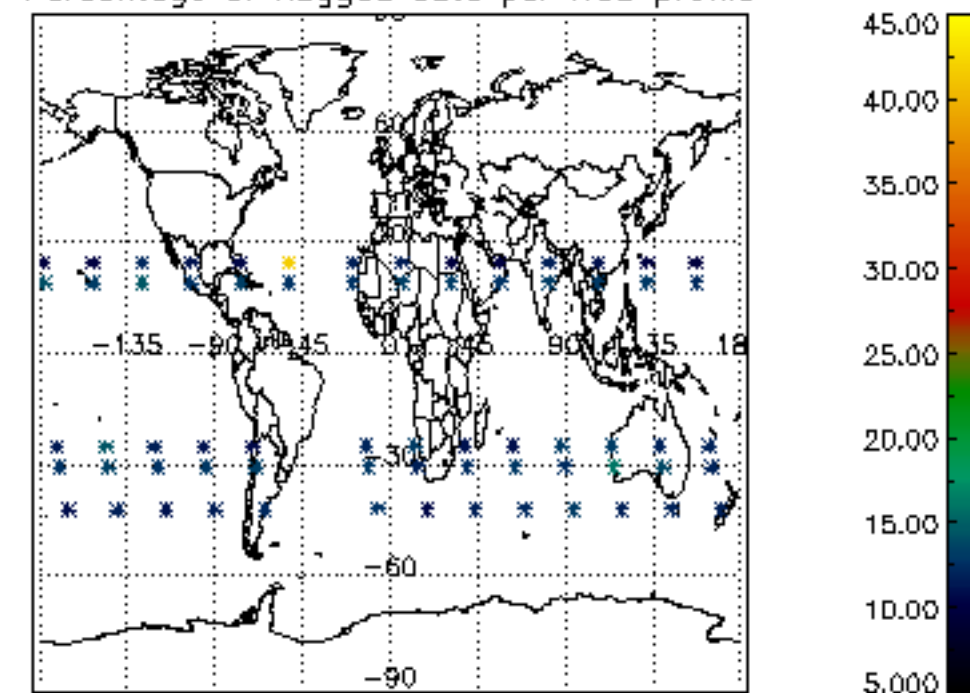
Percentage of flagged data per H2O profile

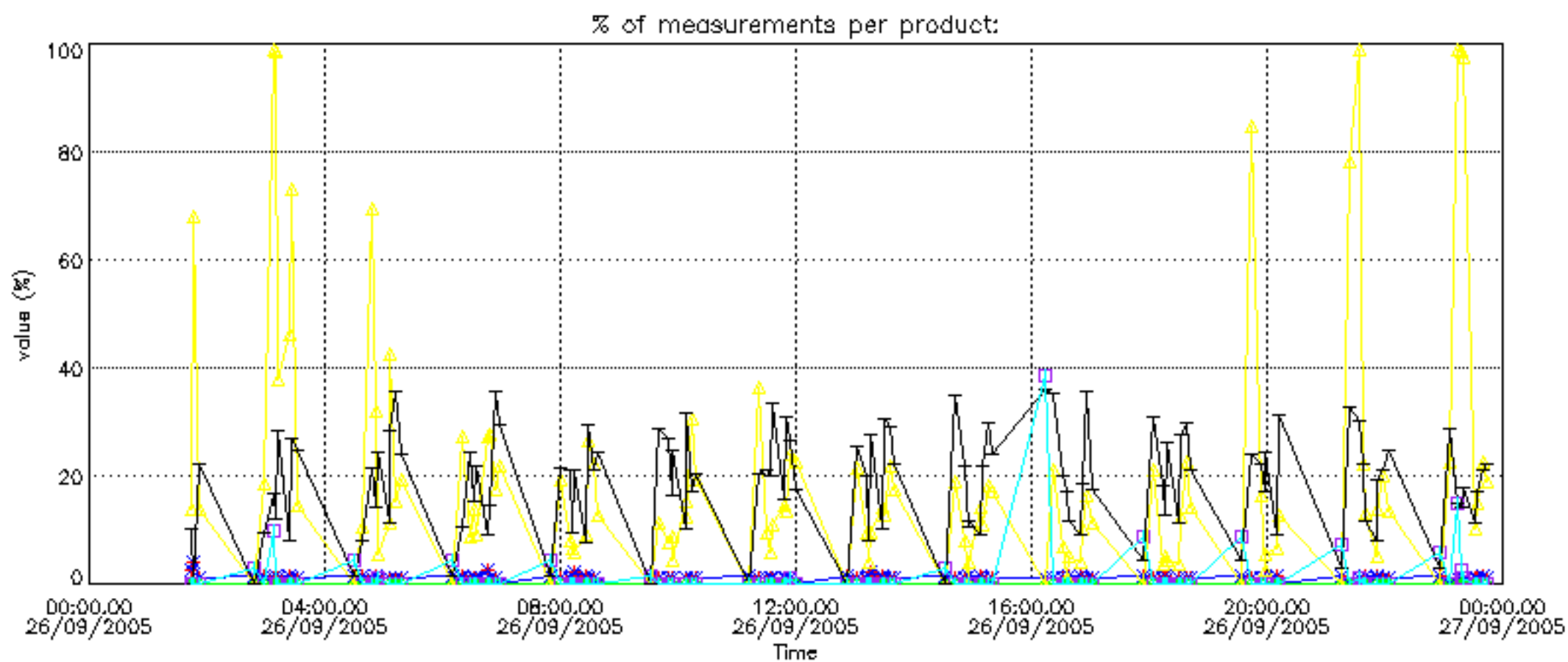


Percentage of flagged data per NO2 profile

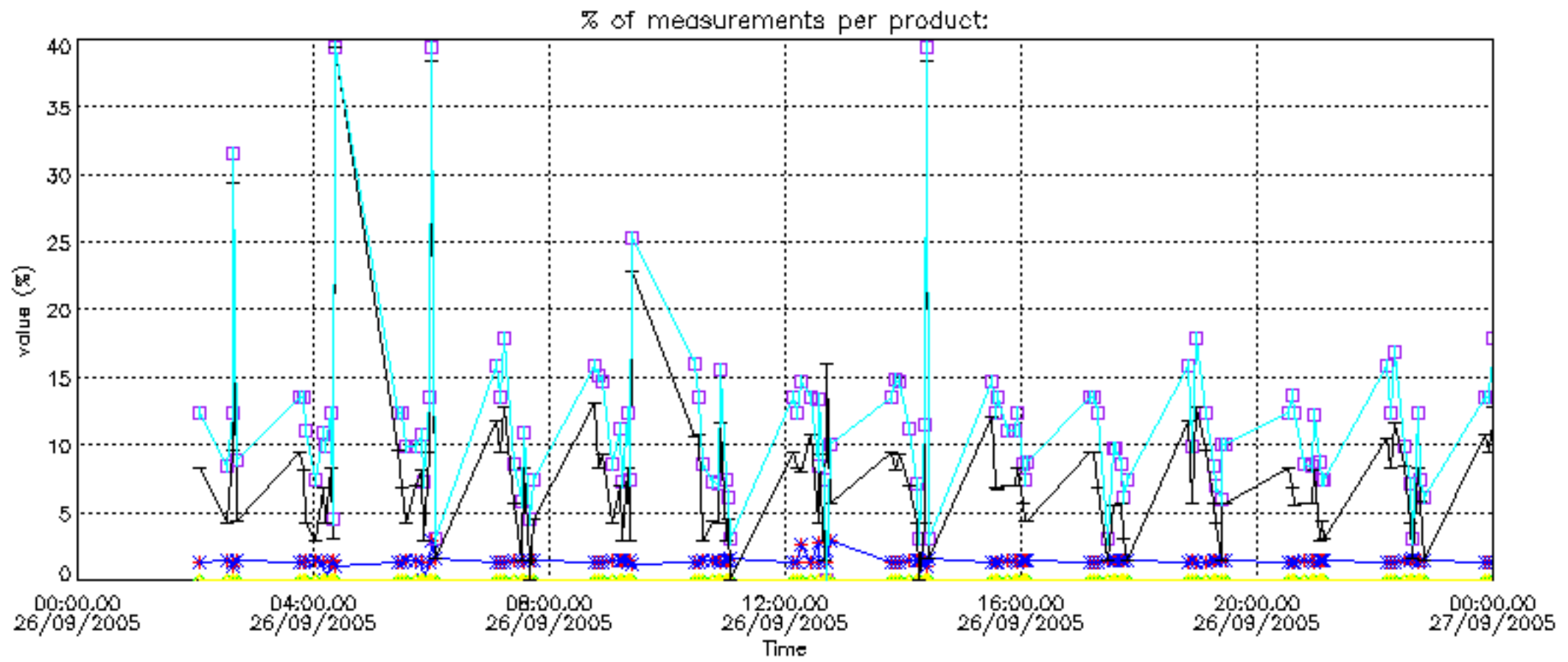


Percentage of flagged data per NO3 profile

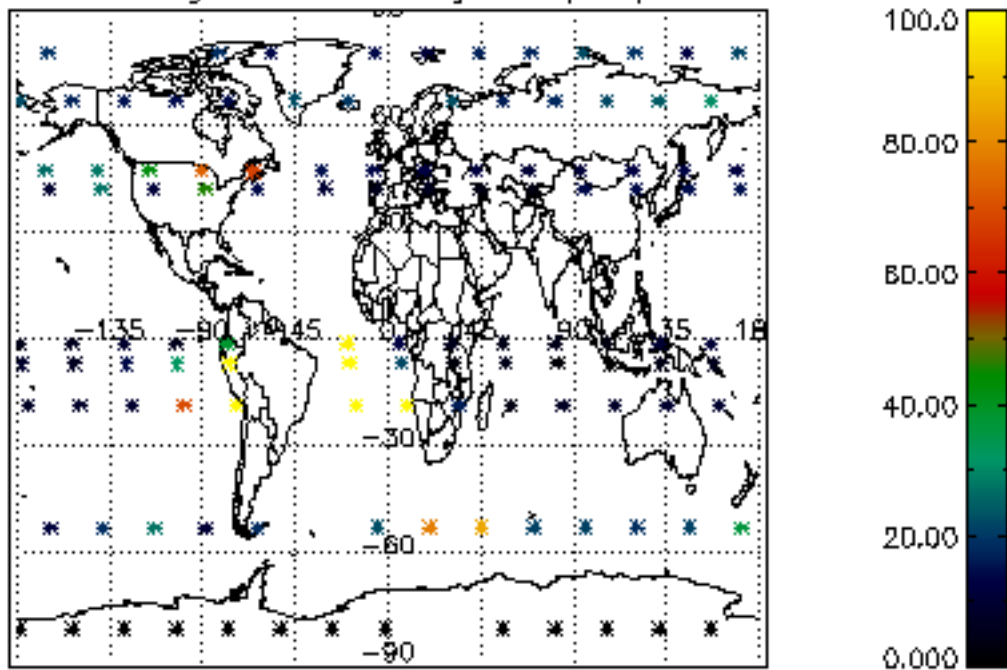




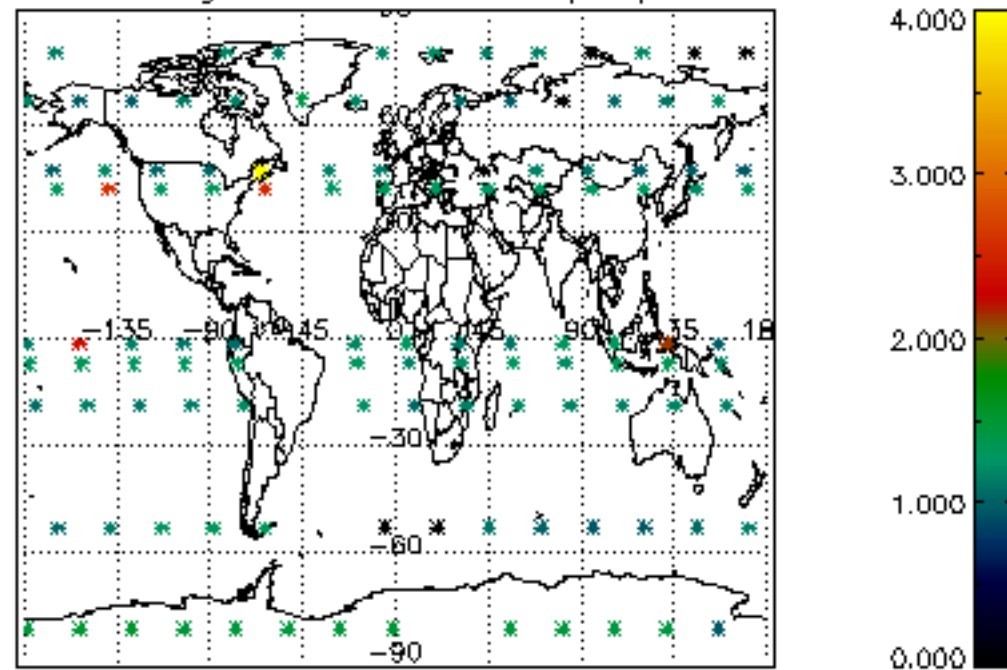




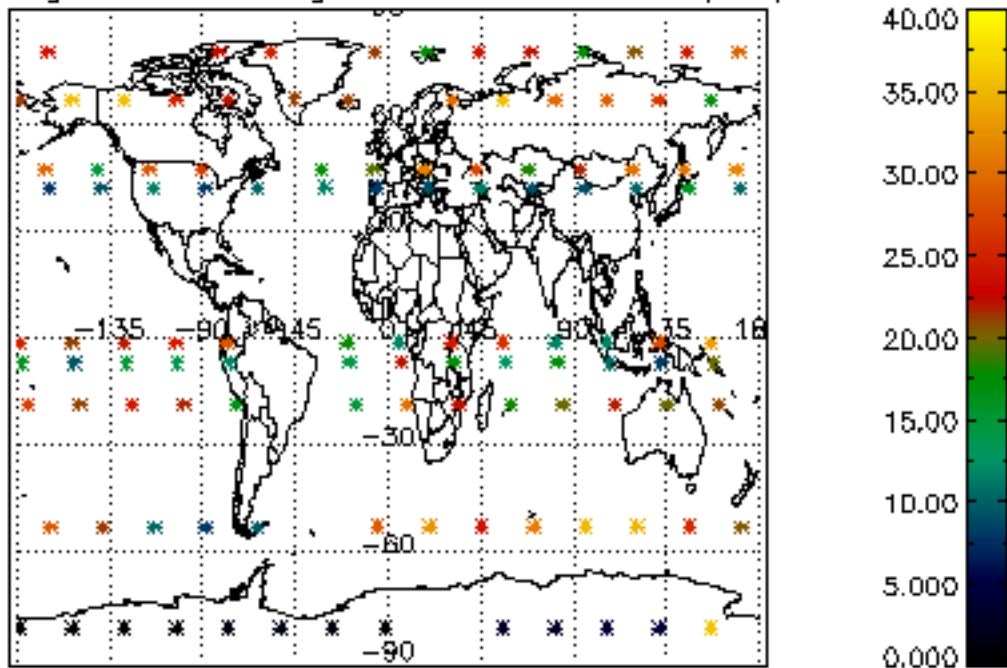
Percentage of cosmic ray hits per profile



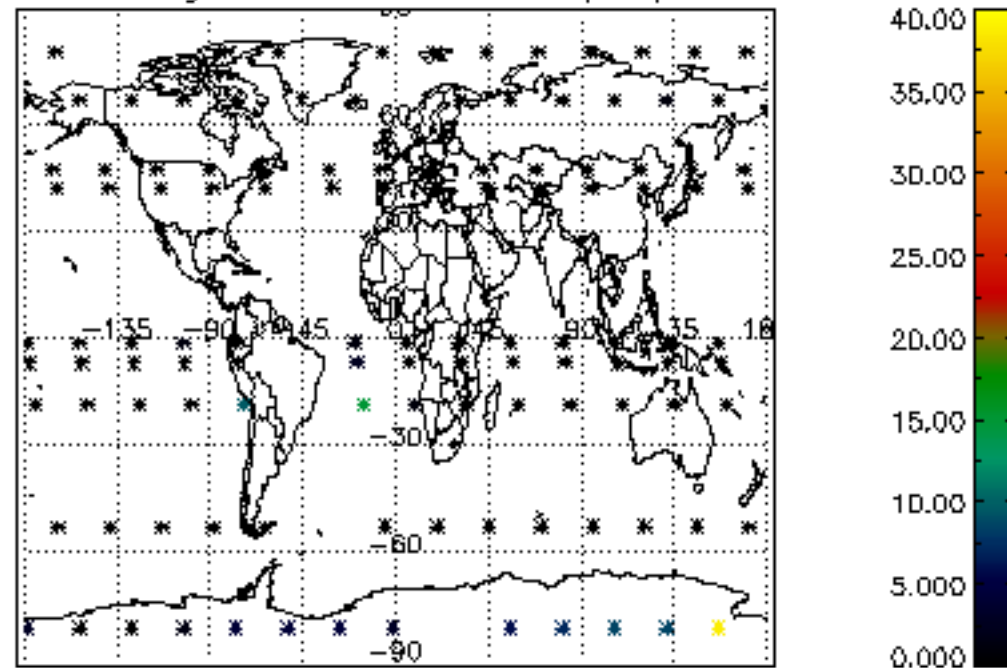
Percentage of datation errors per profile



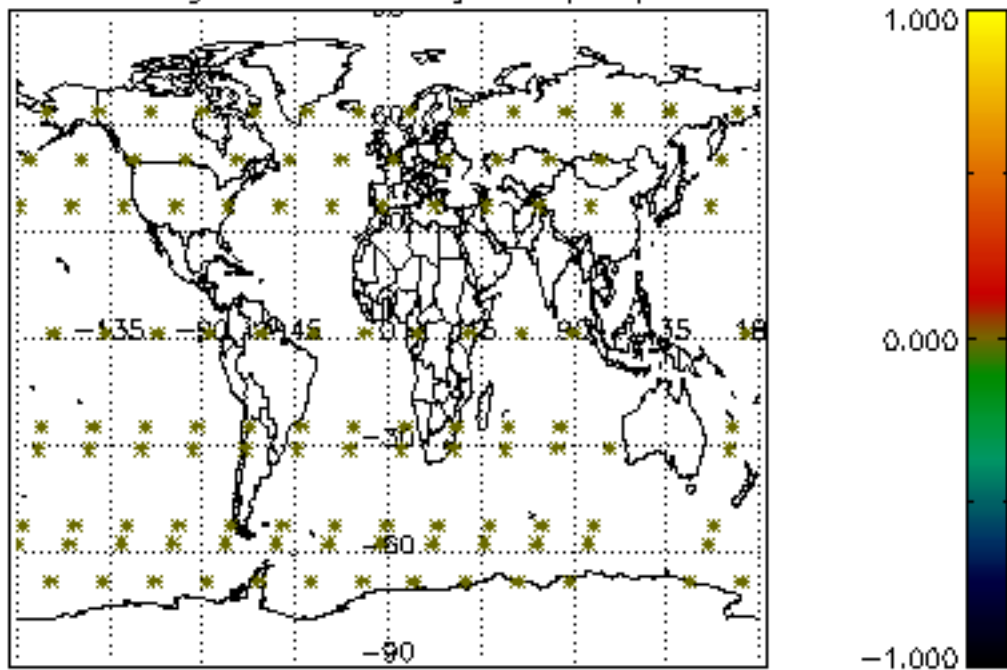
Percentage of star falling outside central band per profile



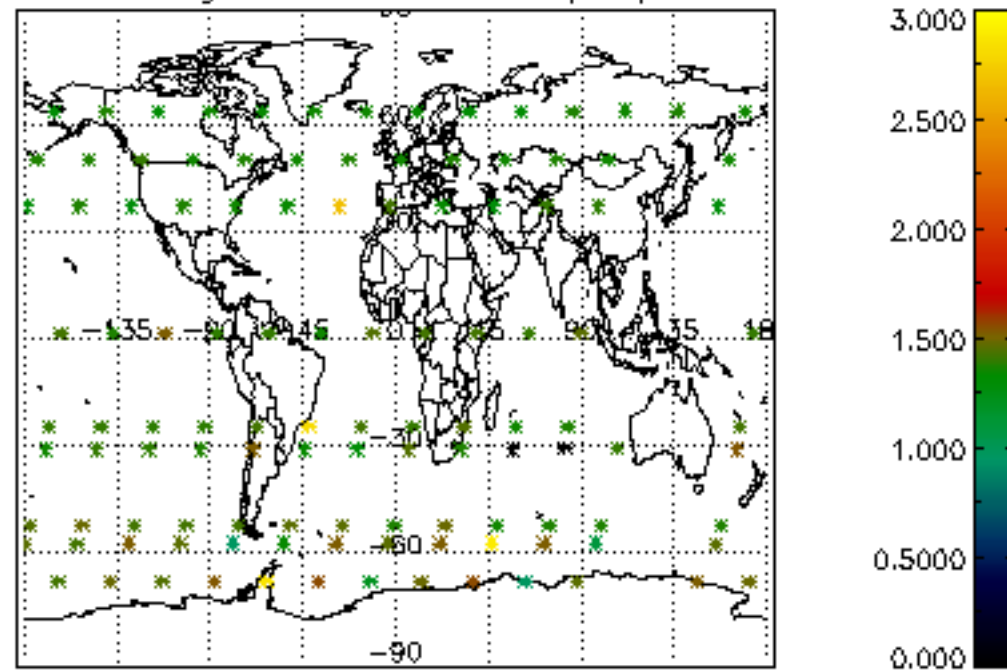
Percentage of saturation errors per profile



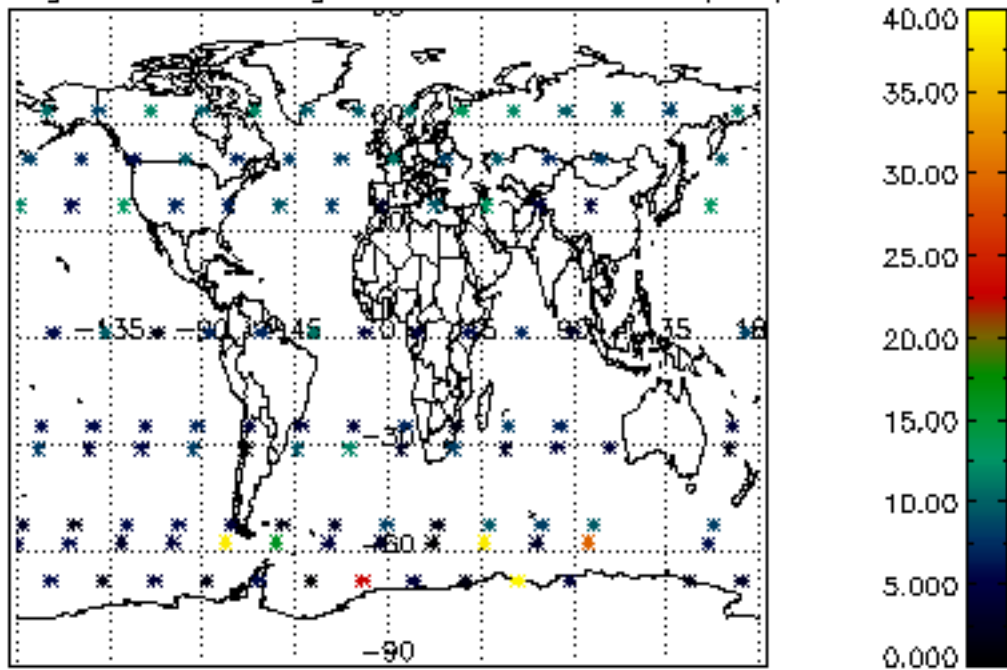
Percentage of cosmic ray hits per profile



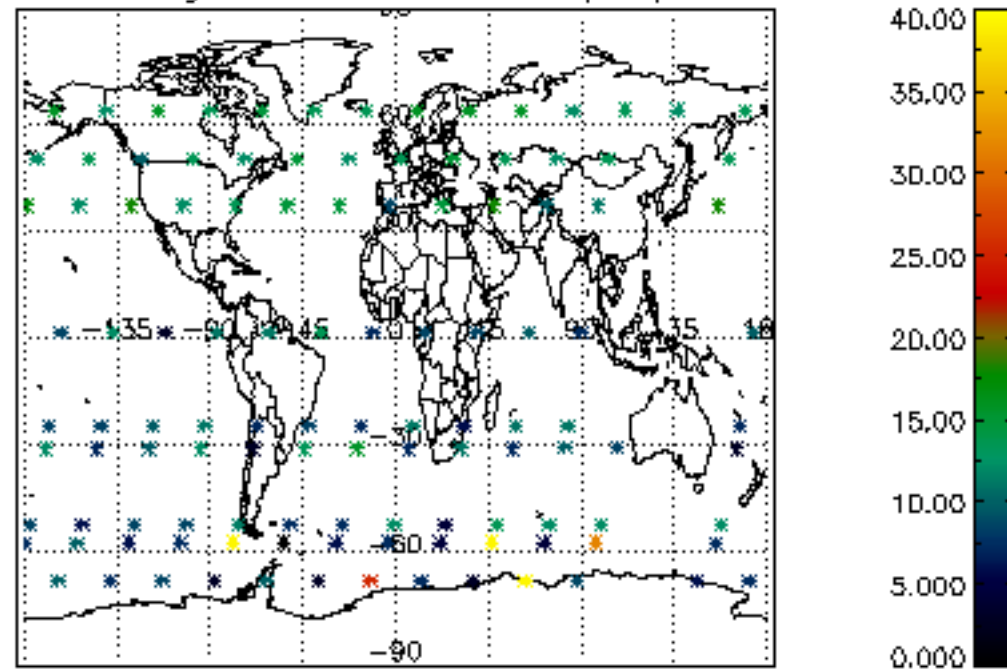
Percentage of datation errors per profile

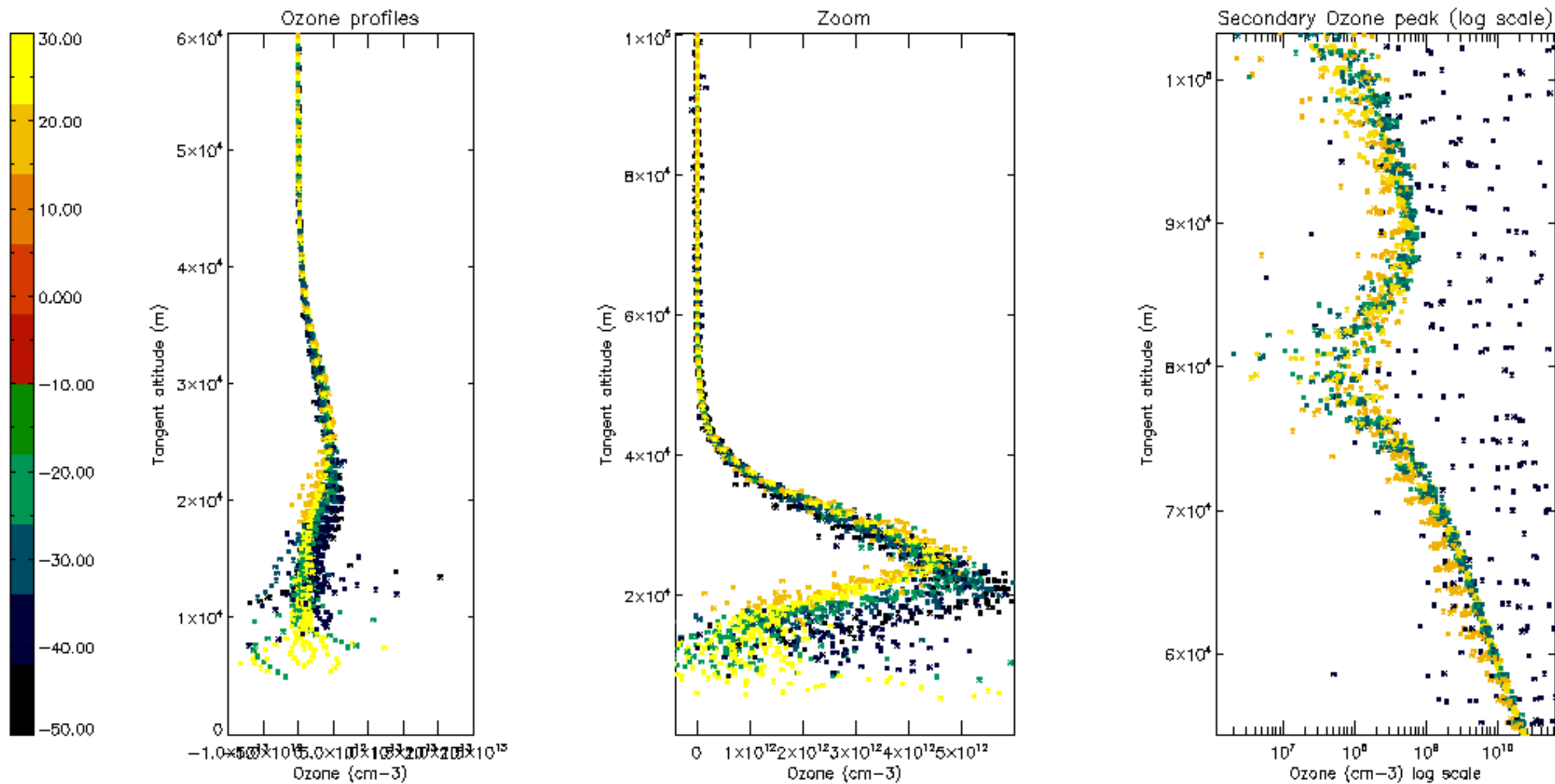


Percentage of star falling outside central band per profile

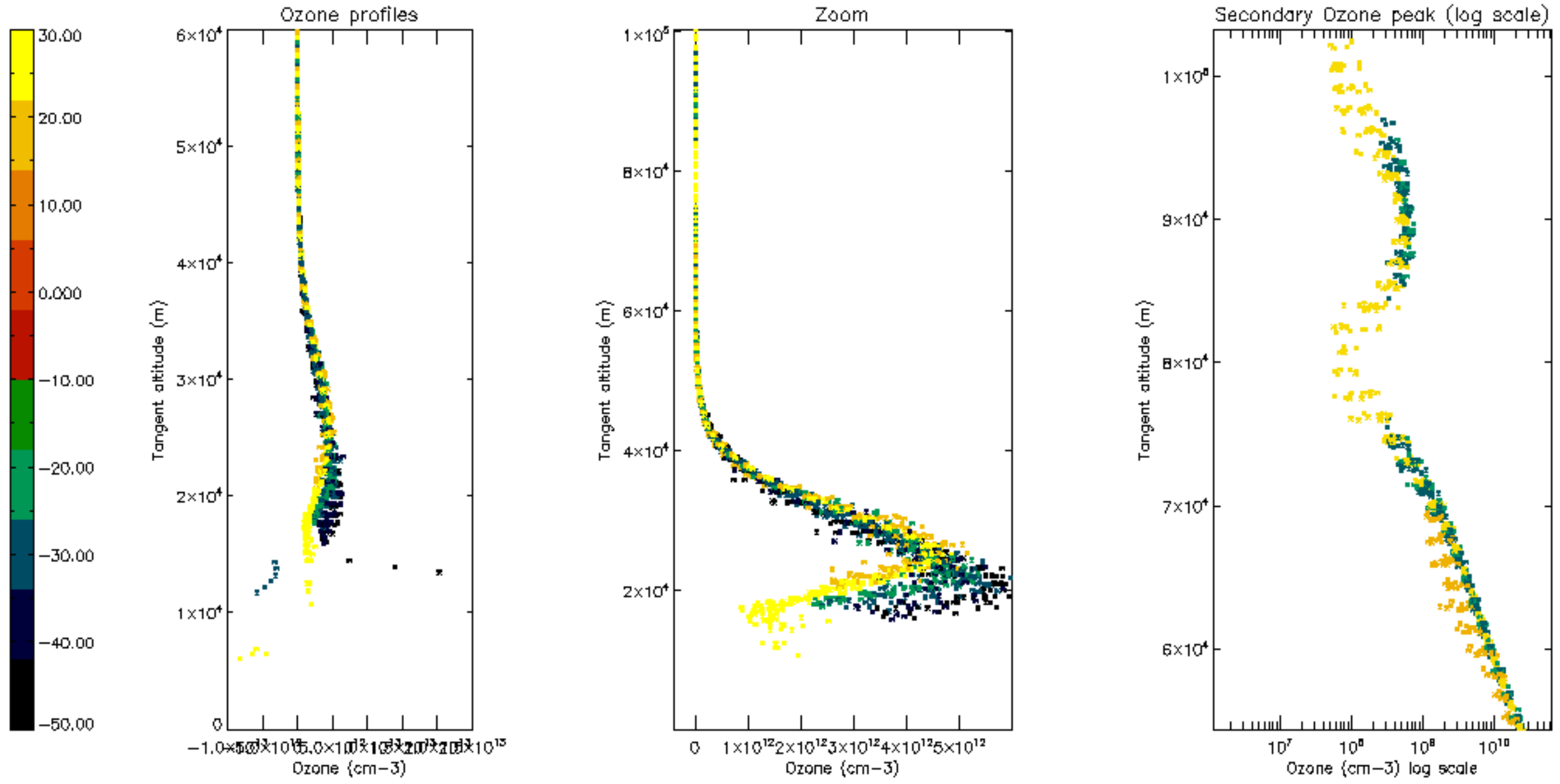


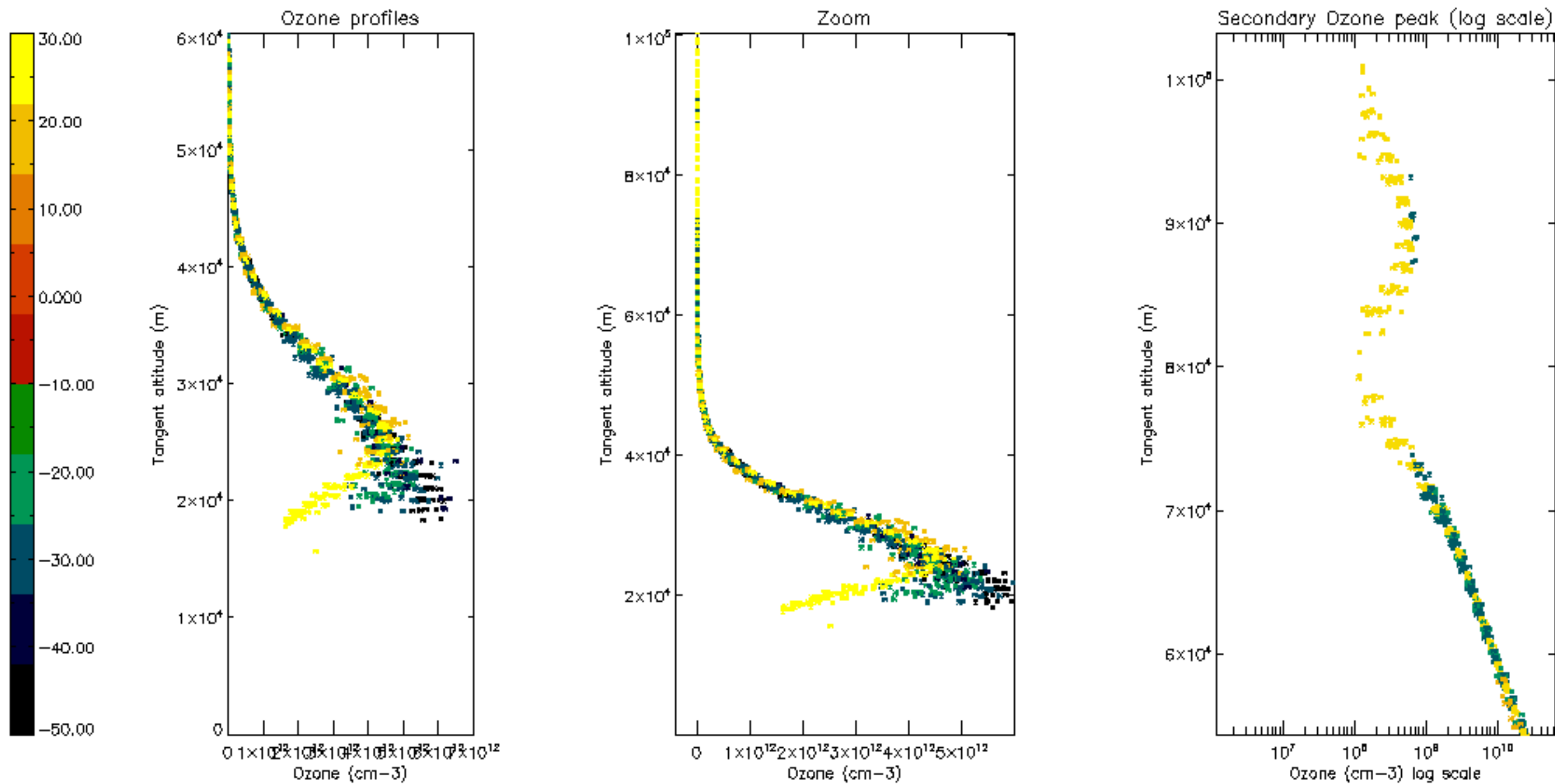
Percentage of saturation errors per profile

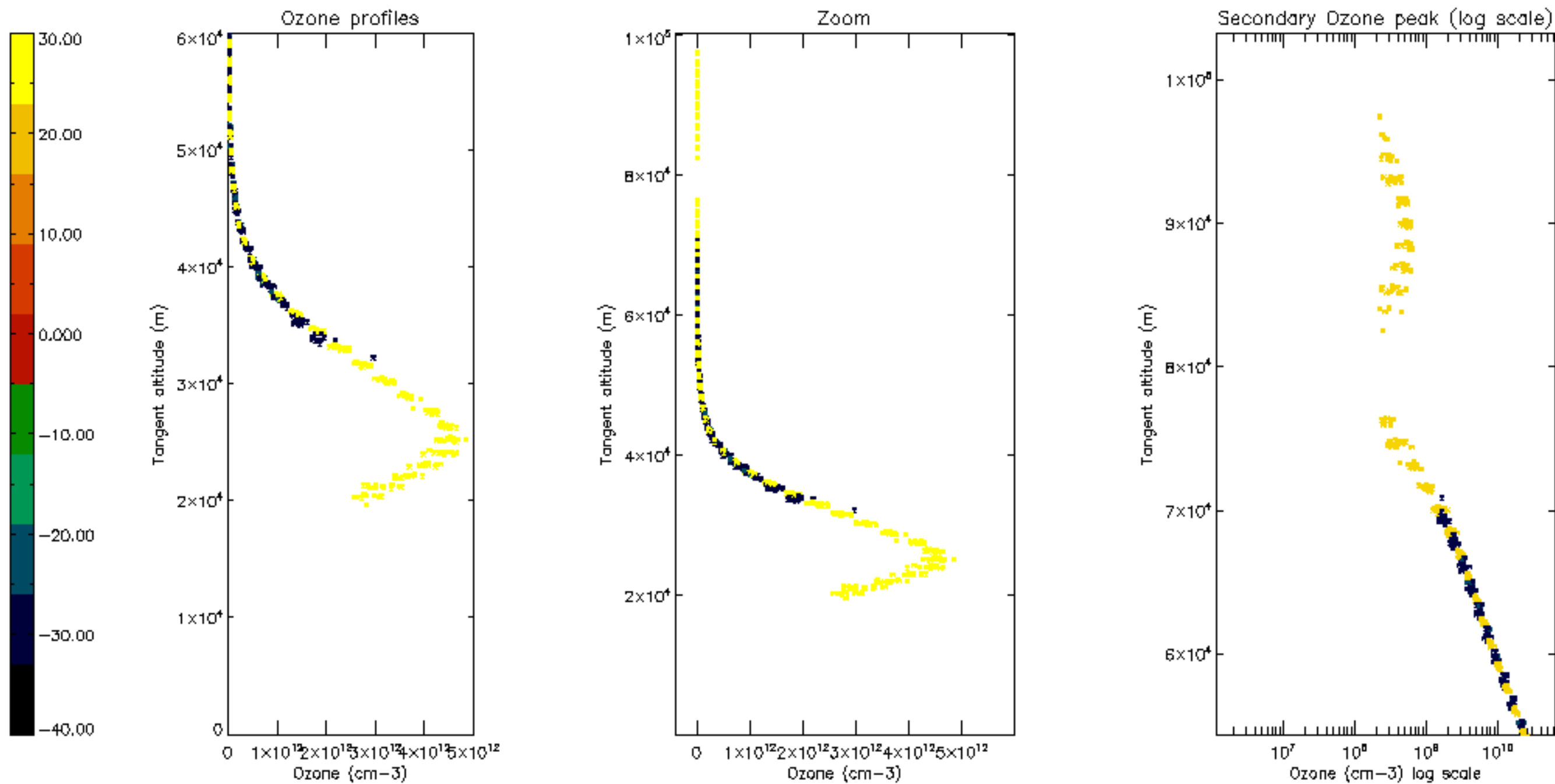


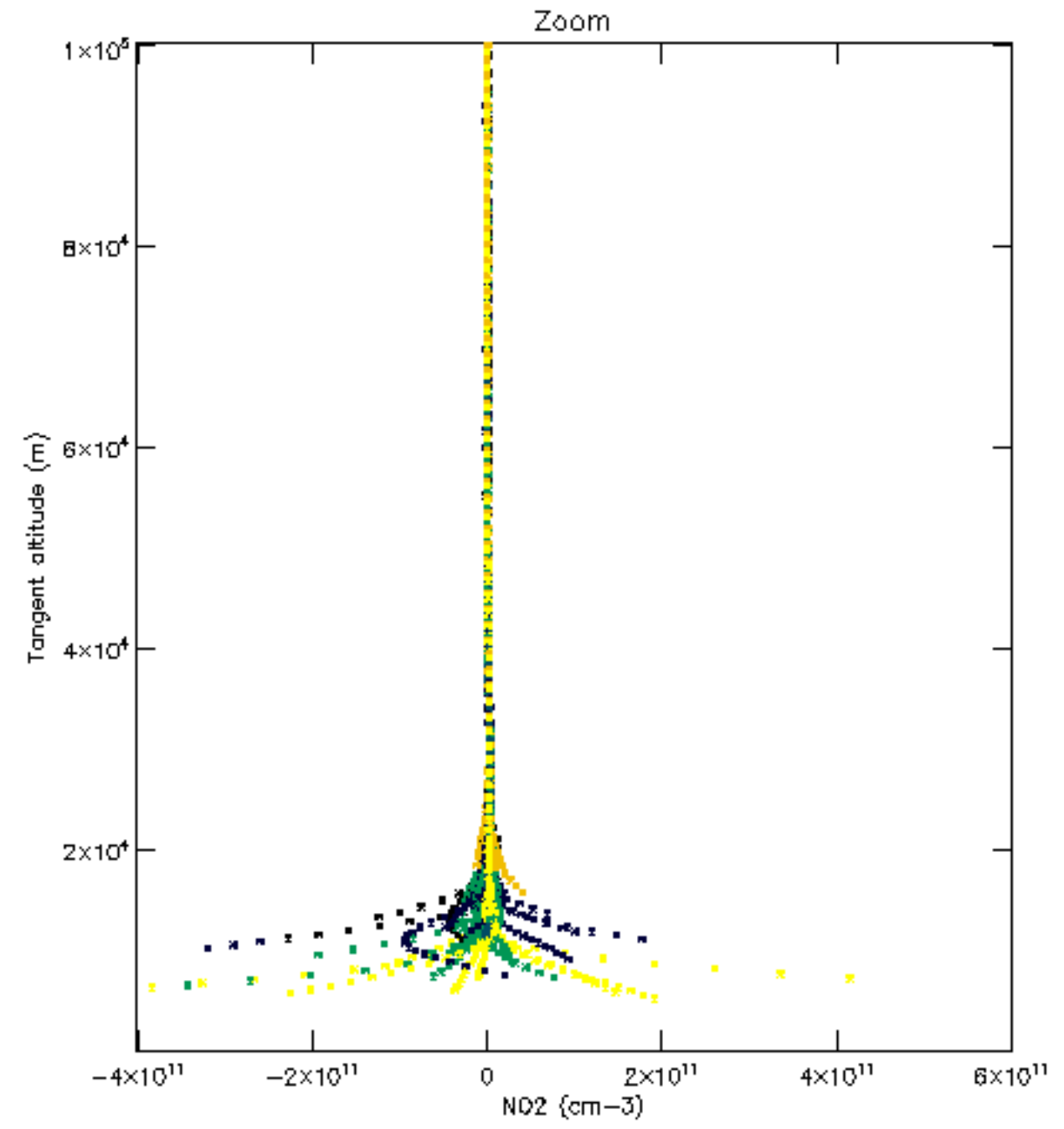
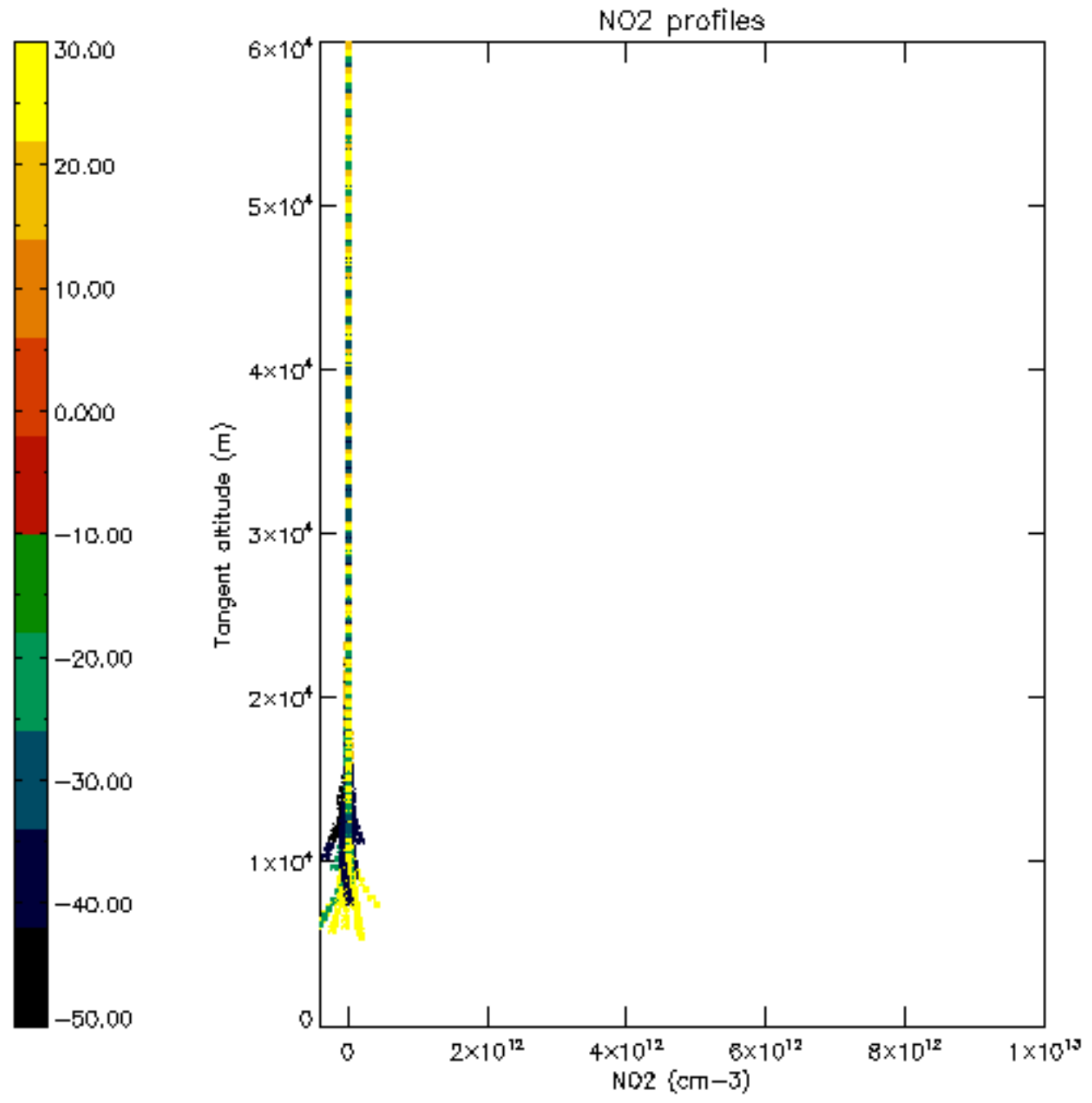




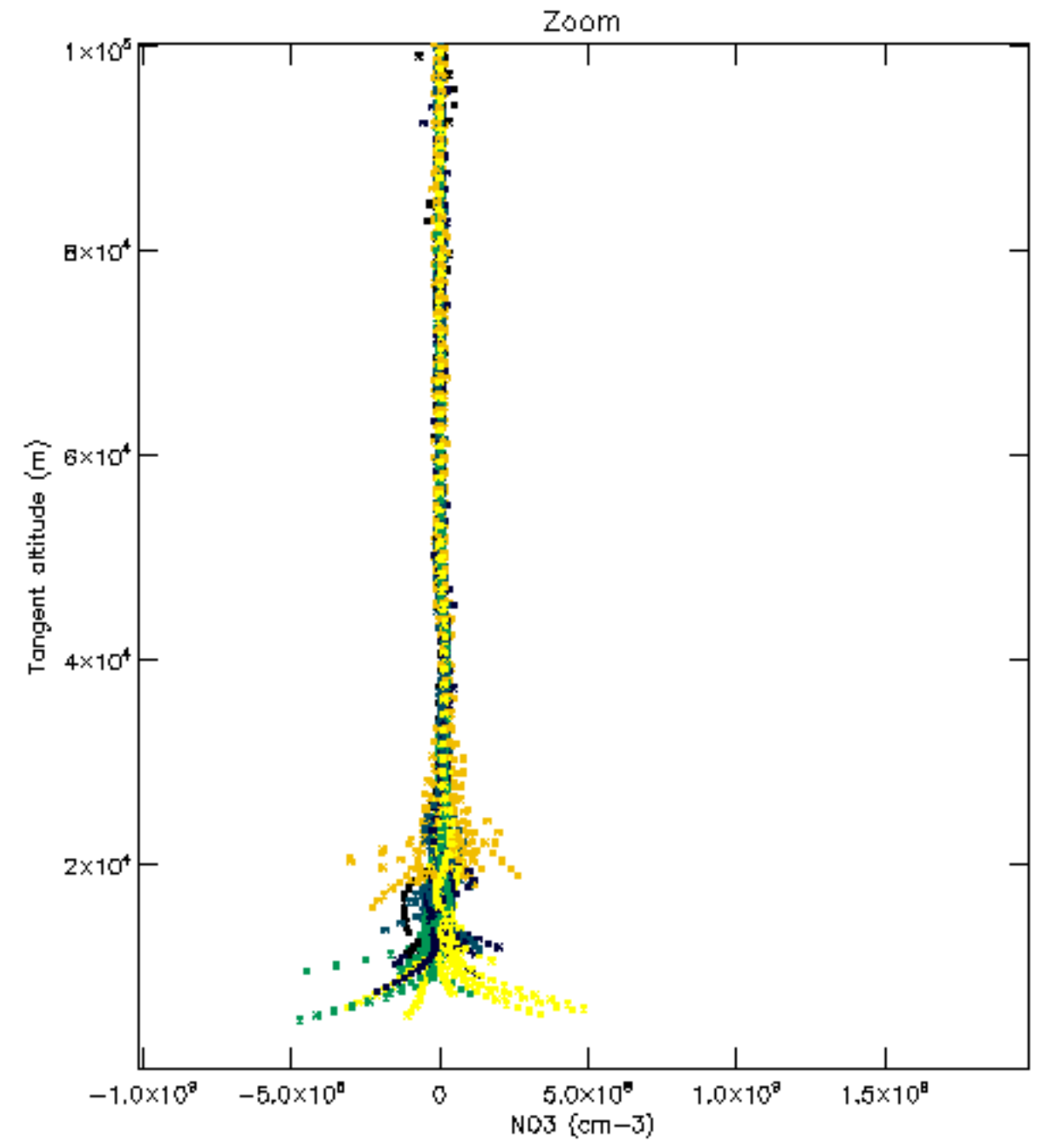
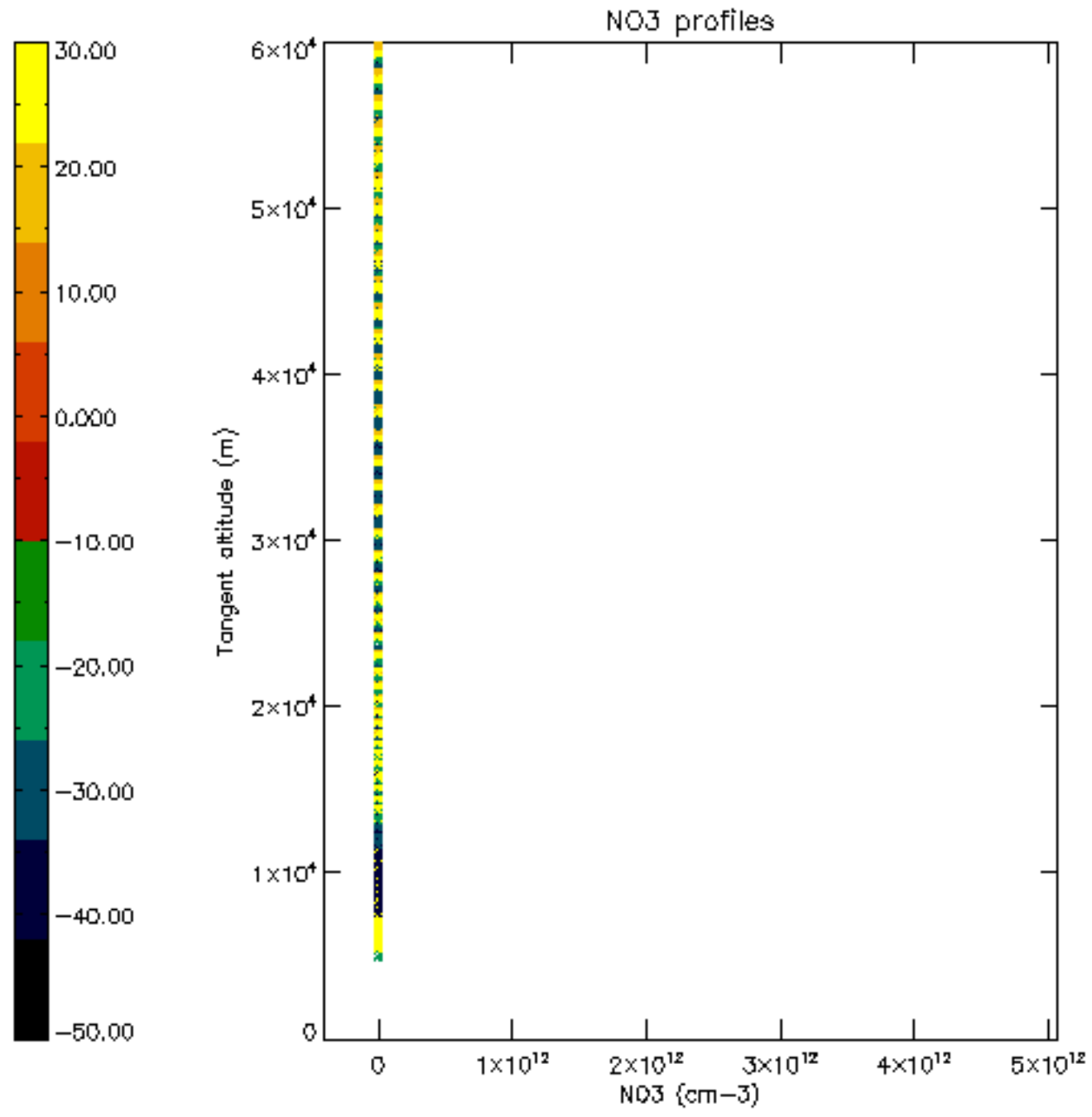


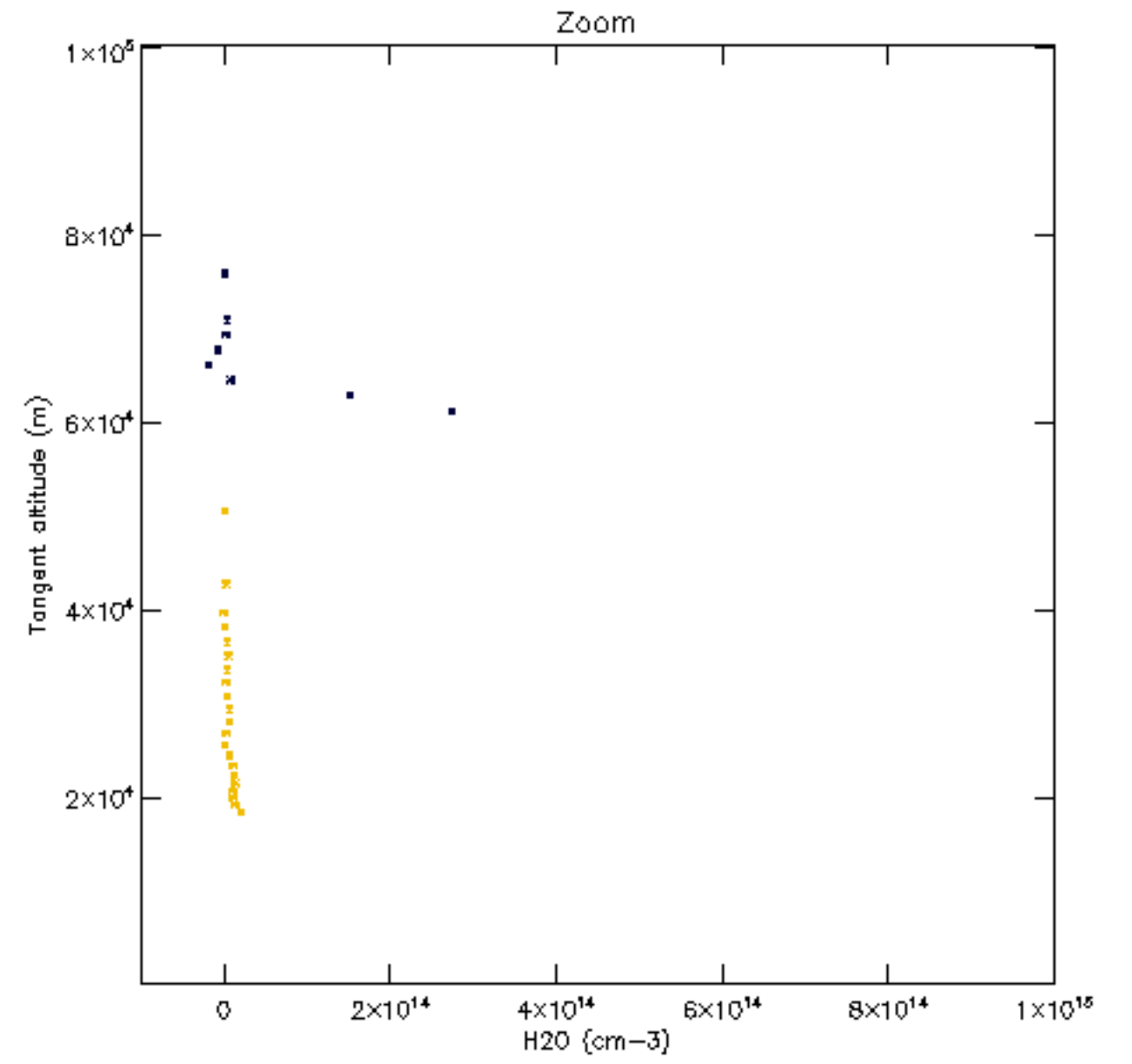
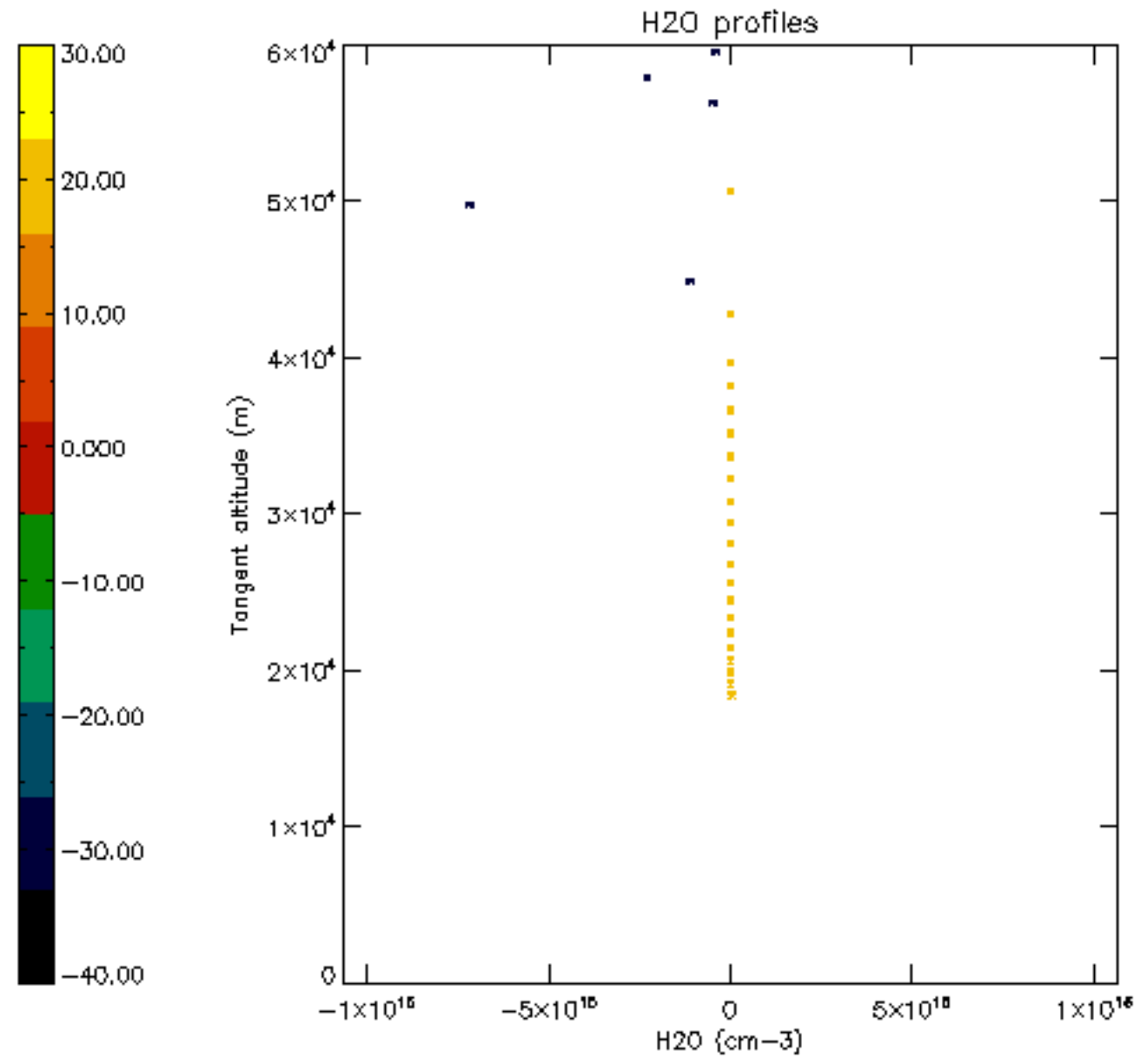


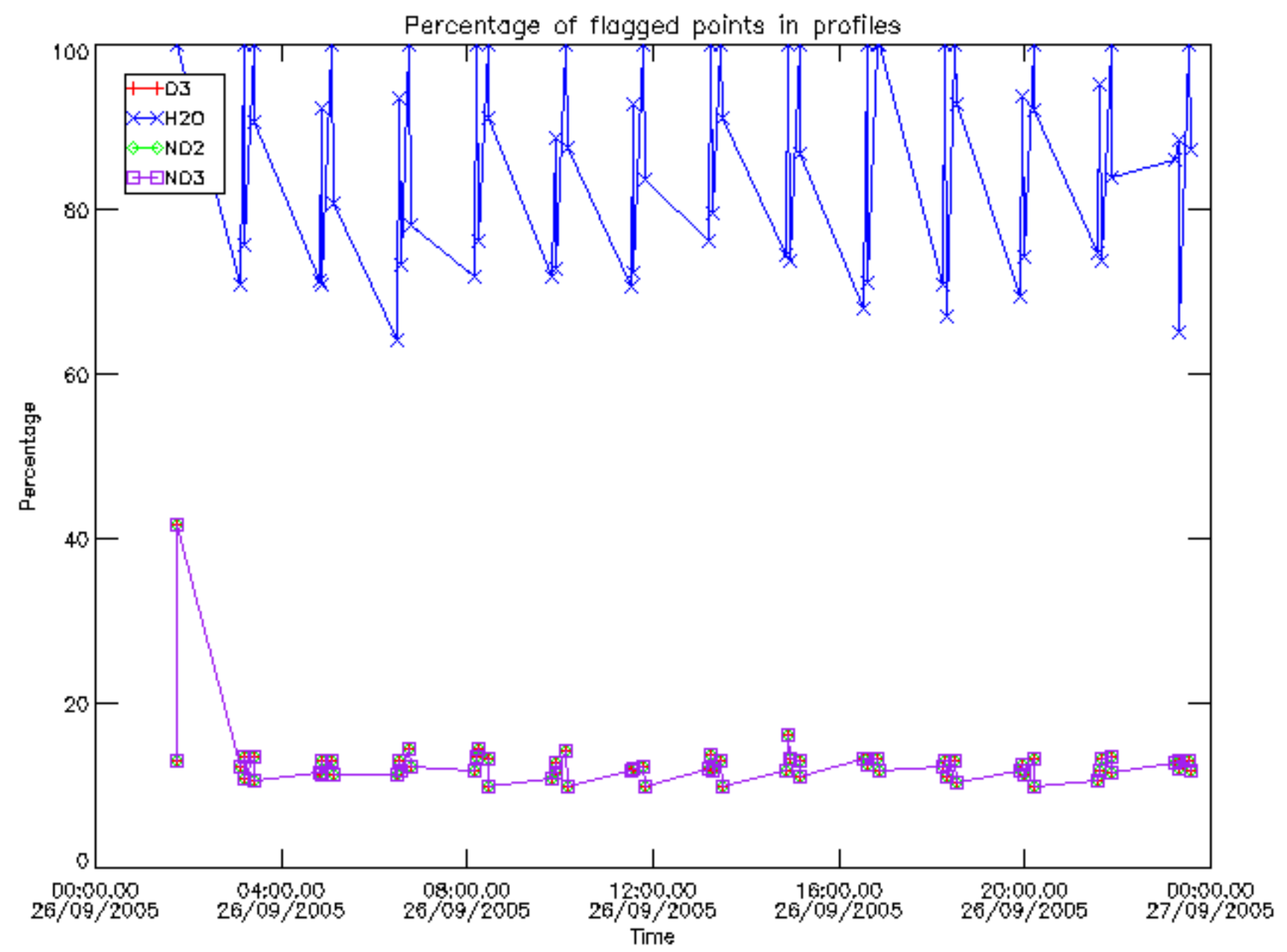




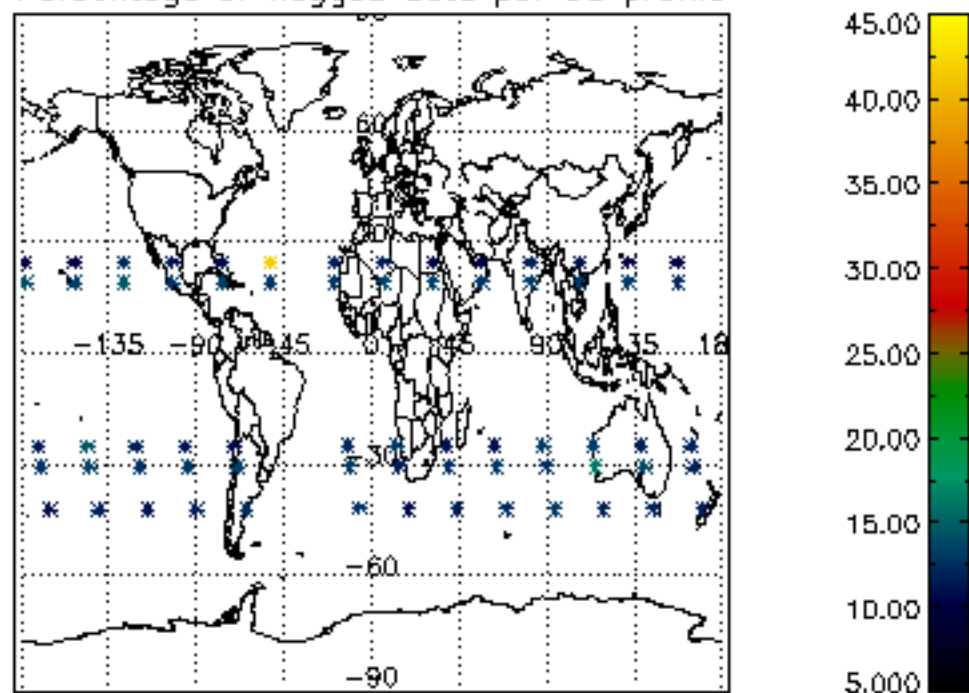




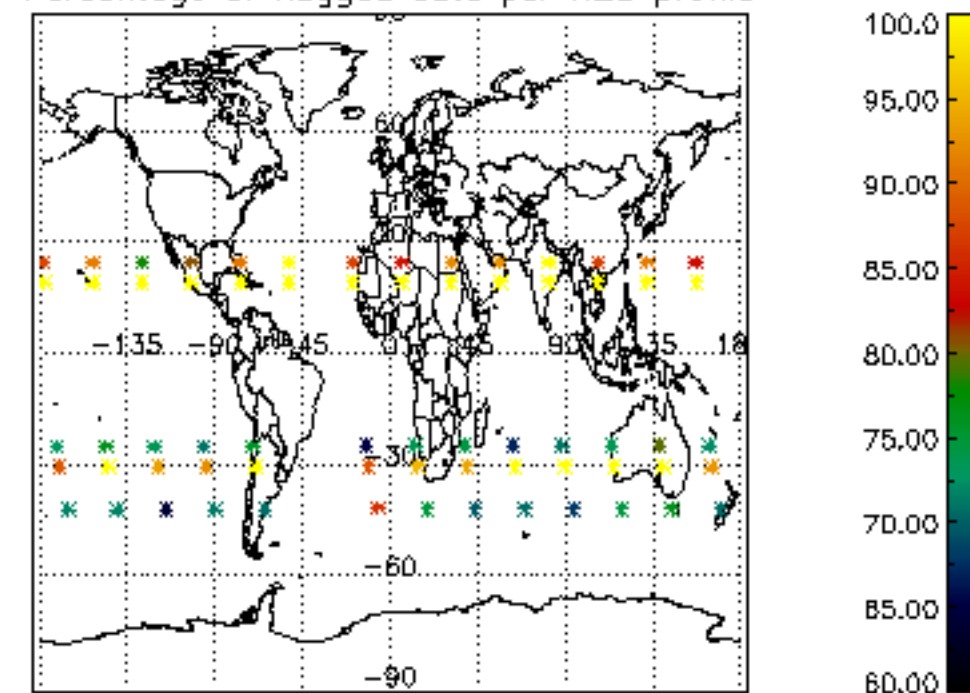




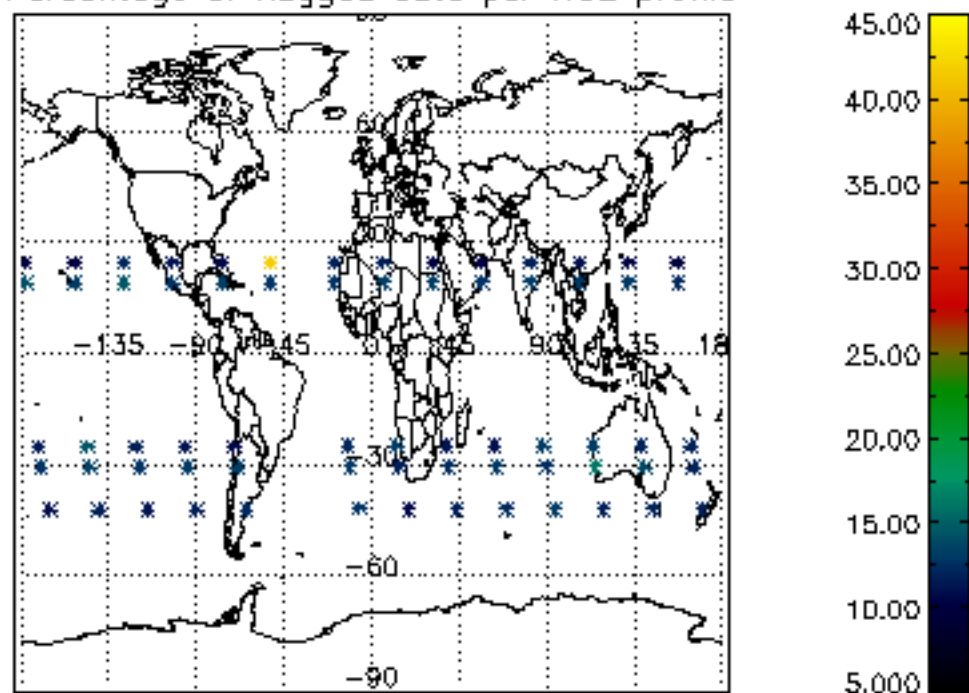
Percentage of flagged data per D3 profile



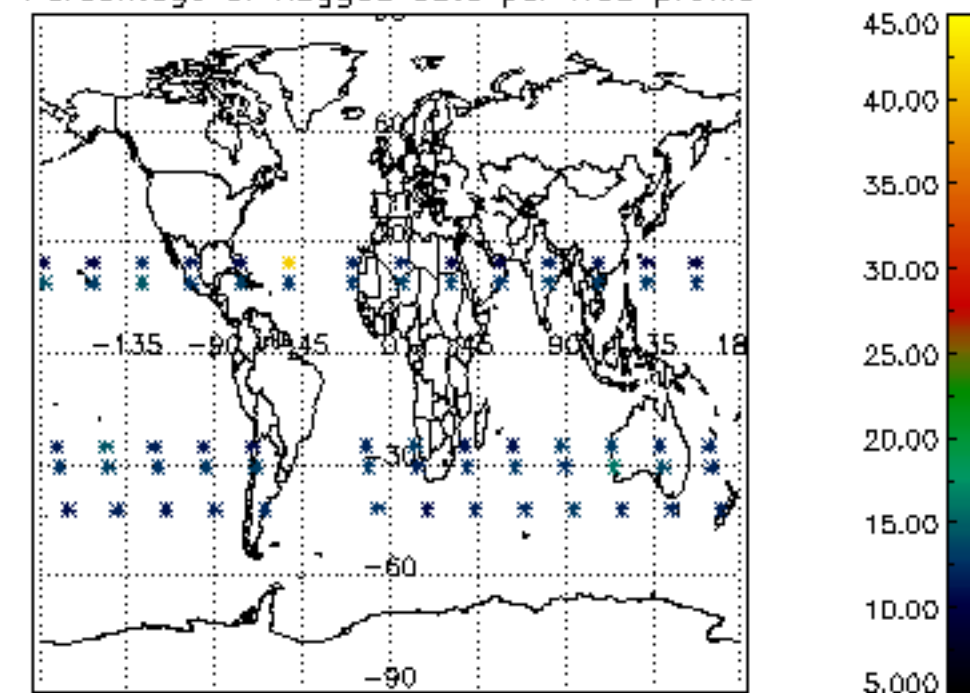
Percentage of flagged data per H2O profile



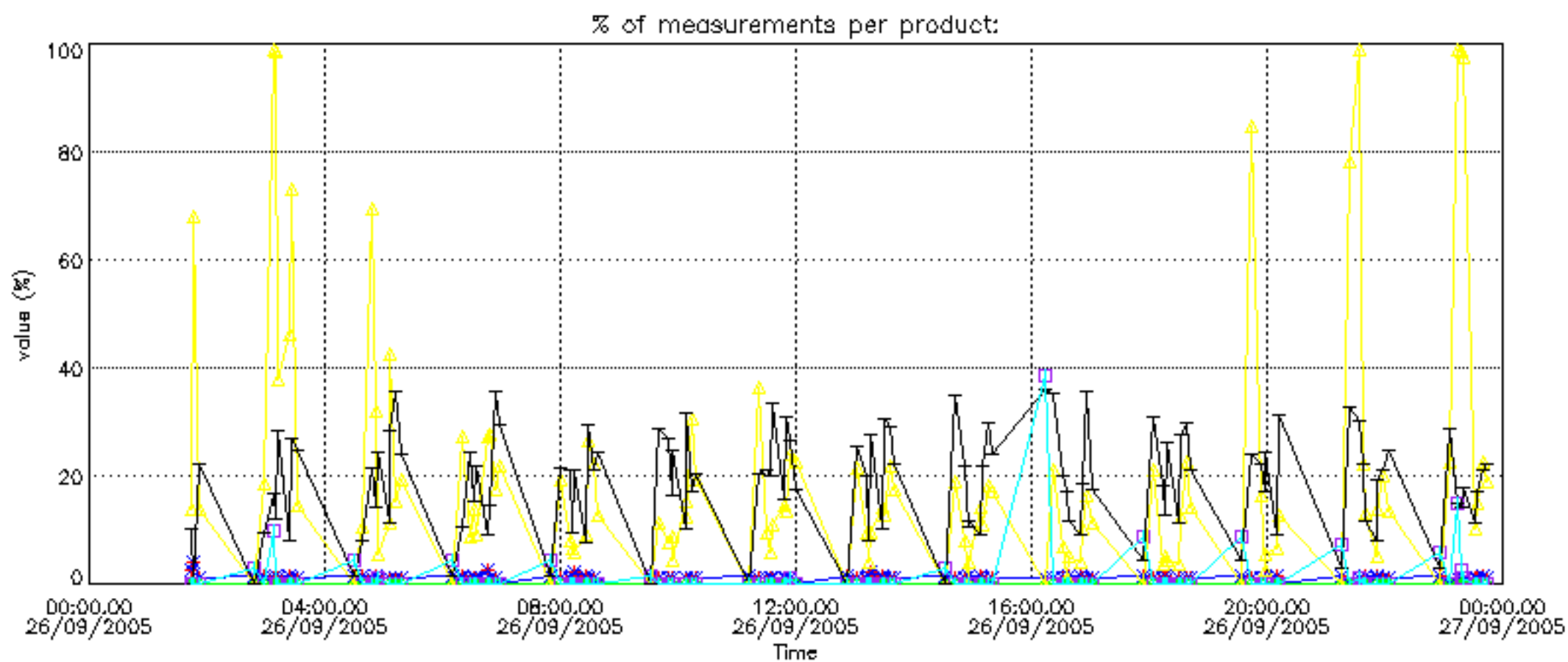
Percentage of flagged data per NO2 profile

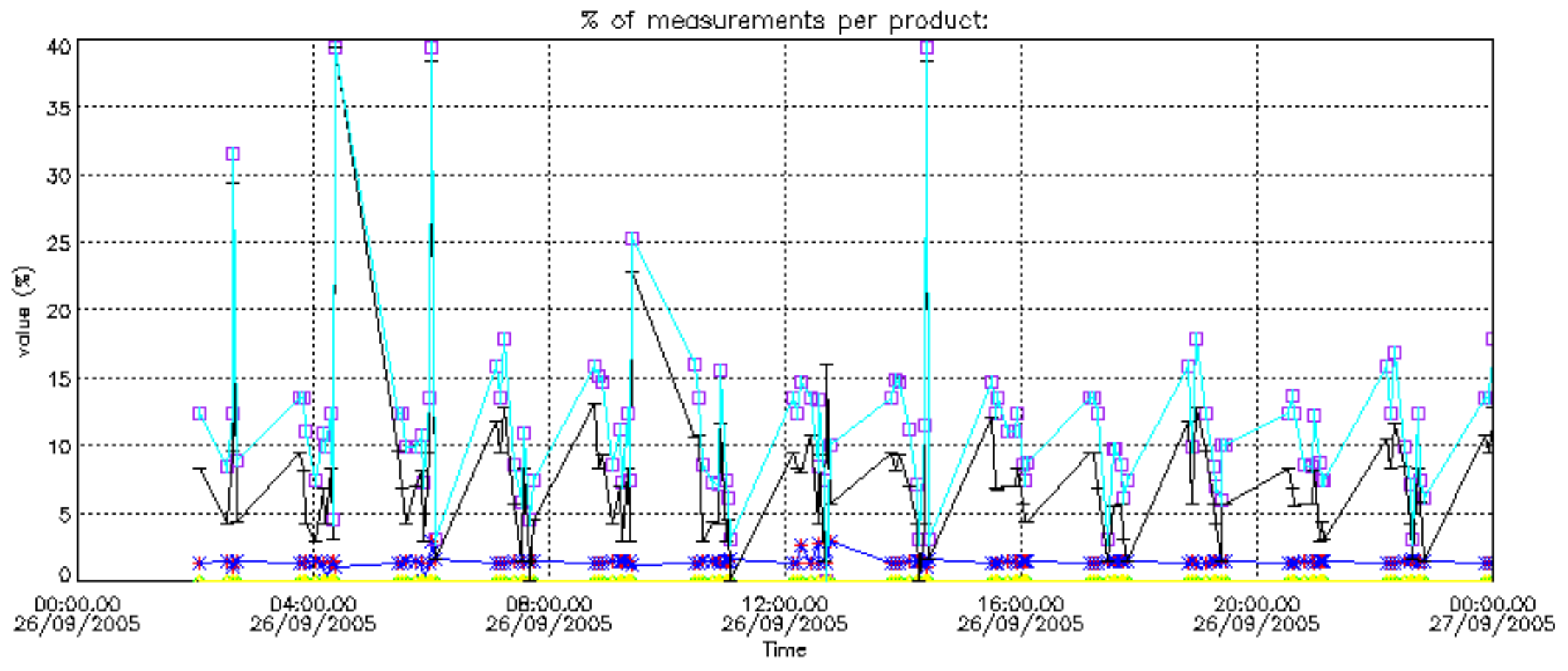


Percentage of flagged data per NO3 profile

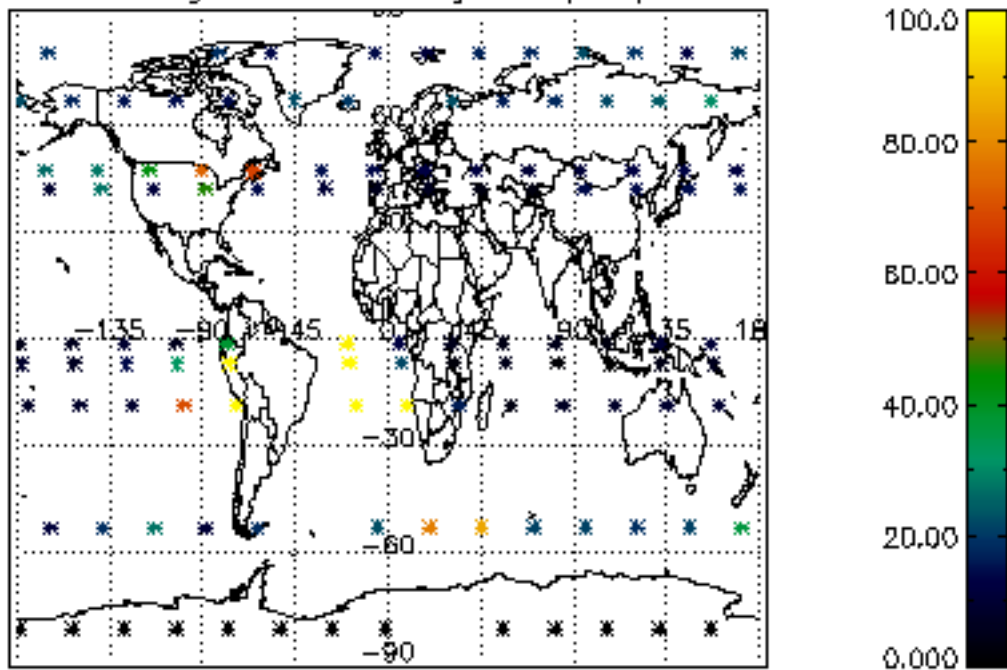




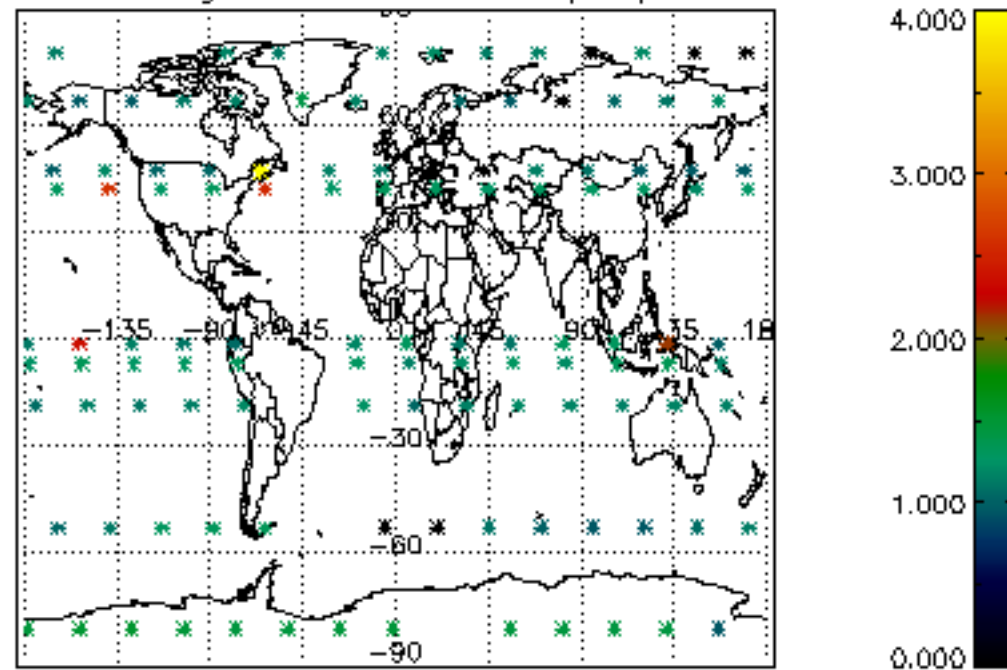




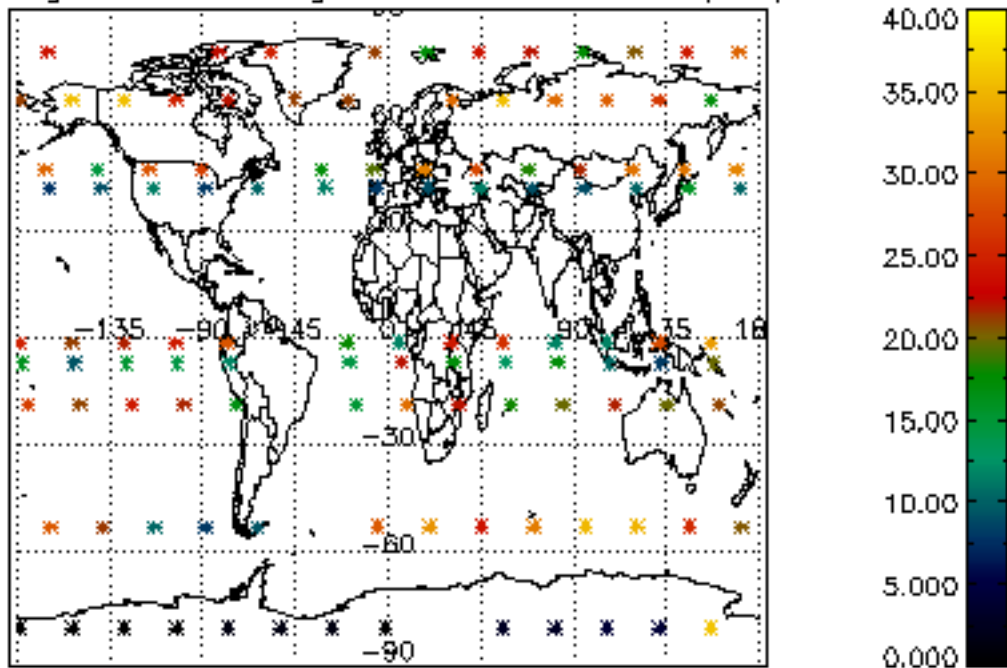
Percentage of cosmic ray hits per profile



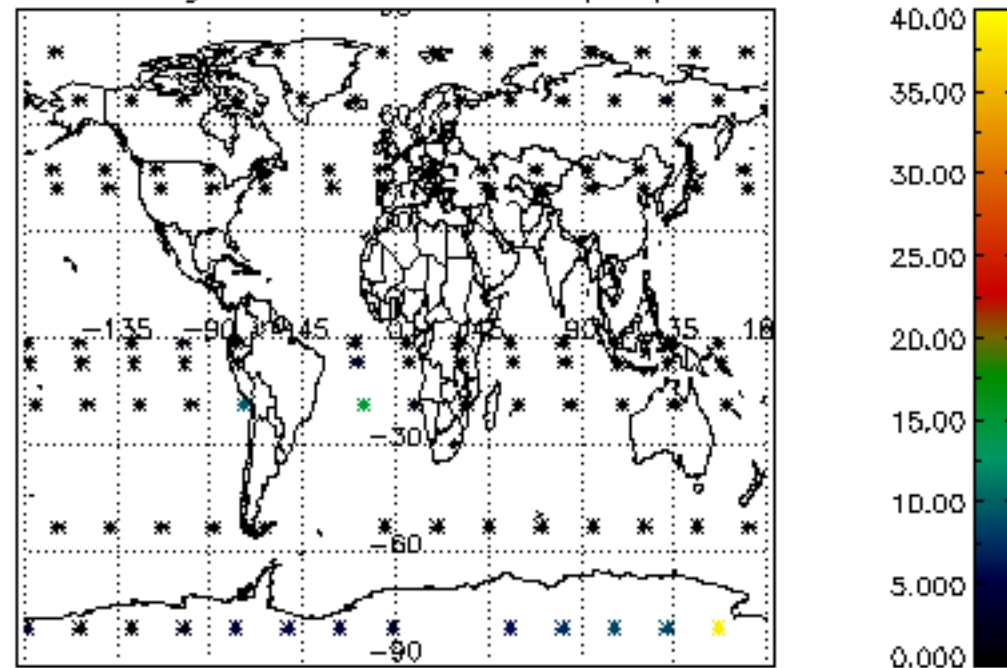
Percentage of datation errors per profile



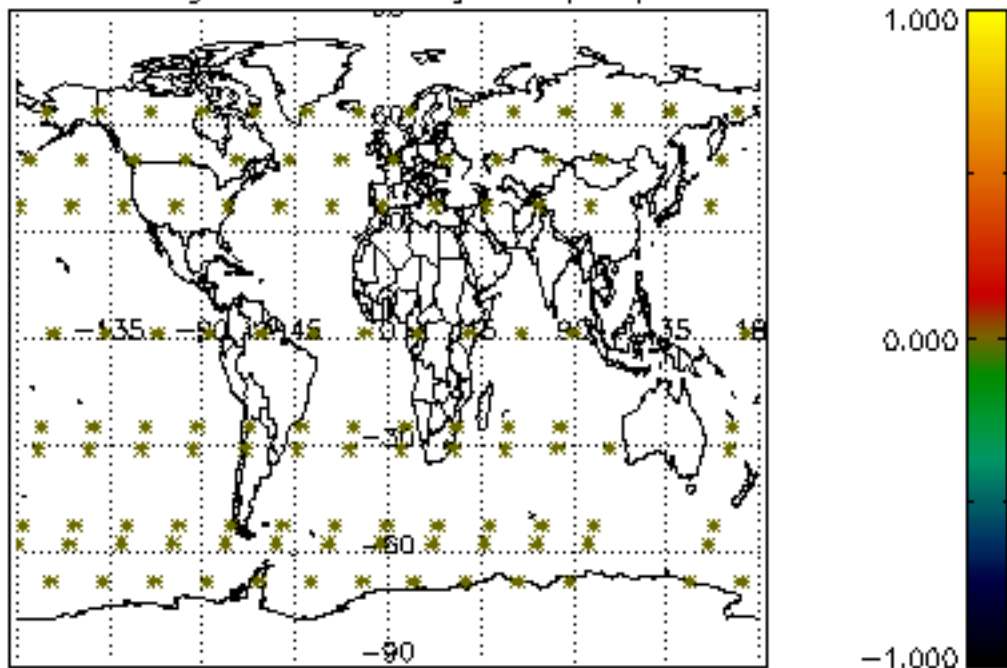
Percentage of star falling outside central band per profile



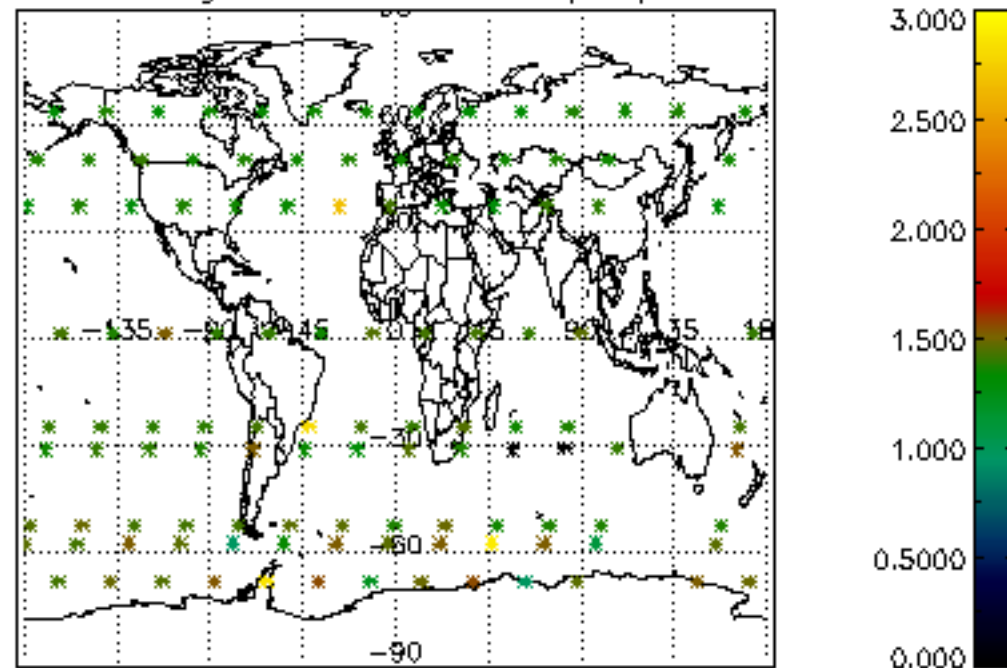
Percentage of saturation errors per profile



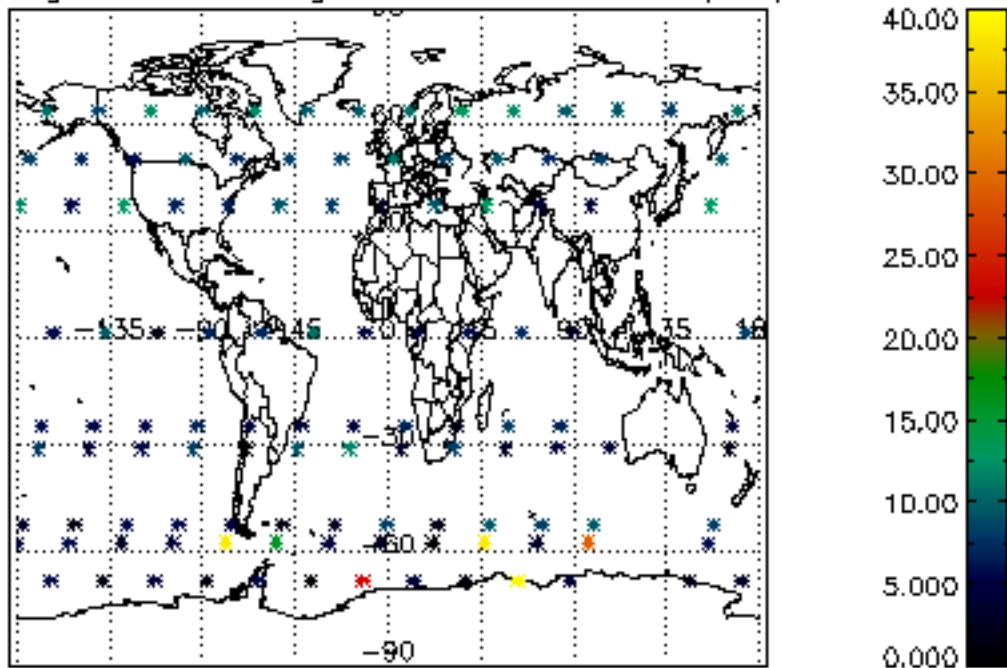
Percentage of cosmic ray hits per profile



Percentage of datation errors per profile



Percentage of star falling outside central band per profile



Percentage of saturation errors per profile

