

GOMOS Level 2 Daily Report

SUMMARY

[1. General Info](#)

[2. Summary of processed GOM_NL_2P products](#)

[3. Level 2 Quality information per product](#)

[3.1 Plot of level 2 quality information per product \(time dependant\)](#)

[3.2 Plot of level 2 quality information per product \(world map\)](#)

[4. Level 1 Quality information per product \(stored on level 2 products\)](#)

[4.1 Plot of level 1 quality information per product \(time dependant\)](#)

[4.1.1 Plot of level 1 quality information per product \(time dependant\): ASCENDING](#)

[4.1.2 Plot of level 1 quality information per product \(time dependant\): DESCENDING](#)

[4.2 Plot of level 1 quality information per product \(world map\)](#)

[4.2.1 Plot of level 1 quality information per product \(world map\): ASCENDING](#)

[4.2.2 Plot of level 1 quality information per product \(world map\): DESCENDING](#)

[5. Ozone profiles based on quality statistics and other trace gas profiles](#)

[5.1 Ozone statistics based on quality of products](#)

[5.2 Plot ozone profiles for all STD \(dark without errors\)](#)

[5.3 Plot ozone profiles where STD < 20% \(dark without errors\)](#)

[5.4. Plot ozone profiles where STD < 10% \(dark without errors\)](#)

[5.5. Plot ozone profiles where STD < 5% \(dark without errors\)](#)

[5.6 Plot NO2 profiles for all STD \(dark without errors\)](#)

[5.7 Plot NO3 profiles for all STD \(dark without errors\)](#)

[5.8 Plot H2O profiles \(only for occultations of stars 1,2,3,4,13,14,16,26,63 dark without errors\) for all STD](#)

[6. Auxiliary Data Files used for the production reported in section 2](#)

This report presents the daily analysis on parameters extracted from GOMOS level 2 data (GOM_NL__2P). It is intended to monitor some important parameters that will impact the quality of these products. A list of level 2 products (and content) that have arrived during the reporting day to the PCF is also given.

Item	Value
Time of report generation	18APR2013 11:11:35
Data source version	GOMOS/6.01
Start time of products	25-09-2005 (25SEP2005 00:00:00)
Stop time of products	26-09-2005 (26SEP2005 00:00:00)
Store outputs in DB	Yes
Nb of level 2 prods	207
Nb of prods with errors	0

2. Summary of processed GOM_NL__2P products.

Nr	Filename	UTC Start time	Limb	Duration	Star Id	Star Name	Star Mag	Star Temp	Nb Meas	Orbit	Prod. error
1	GOM_NL__2PRFIN20050925_000819_000000432041_00073_18664_7063.N1	25-SEP-2005 00:08:19	Twilight	42.500	48	30Alp Hya	1.9770	4100.0	85	18664	No
2	GOM_NL__2PRFIN20050925_001801_000000422041_00073_18664_7064.N1	25-SEP-2005 00:18:01	Dark	42.000	65	Lam Vel	2.2040	4400.0	84	18664	No
3	GOM_NL__2PRFIN20050925_002119_000000392041_00073_18664_7065.N1	25-SEP-2005 00:21:19	Dark	39.000	46	Del Vel	1.9540	10600.	78	18664	No
4	GOM_NL__2PRFIN20050925_002254_000000422041_00073_18664_7066.N1	25-SEP-2005 00:22:54	Dark	42.000	41	Eps Car	1.8600	4100.0	84	18664	No
5	GOM_NL__2PRFIN20050925_002451_000000412041_00074_18665_7050.N1	25-SEP-2005 00:24:51	Dark	40.500	29	Bet Car	1.6720	10200.	81	18665	No
6	GOM_NL__2PRFIN20050925_003316_000000372041_00074_18665_7051.N1	25-SEP-2005 00:33:16	Dark	37.000	135	Bet Hyi	2.8200	5800.0	74	18665	No
7	GOM_NL__2PRFIN20050925_004229_000000402041_00074_18665_7052.N1	25-SEP-2005 00:42:29	Straylight	39.500	31	Alp Gru	1.7340	15200.	79	18665	No
8	GOM_NL__2PRFIN20050925_004649_000000442041_00074_18665_7053.N1	25-SEP-2005 00:46:49	Straylight	44.000	18	24Alp PsA	1.1660	9700.0	88	18665	No
9	GOM_NL__2PRFIN20050925_005120_000000422041_00074_18665_7054.N1	25-SEP-2005 00:51:20	Twilight	42.000	142	49Del Cap	2.8500	8900.0	84	18665	No
10	GOM_NL__2PRFIN20050925_005529_000000372041_00074_18665_7055.N1	25-SEP-2005 00:55:29	Bright	37.000	162	34Alp Aqr	2.9440	5350.0	74	18665	No
11	GOM_NL__2PRFIN20050925_005834_000000382041_00074_18665_7056.N1	25-SEP-2005 00:58:34	Bright	38.000	61	8Eps Peg	2.1000	3900.0	76	18665	No
12	GOM_NL__2PRFIN20050925_010914_000000342041_00074_18665_7057.N1	25-SEP-2005 01:09:14	Bright	34.000	19	50Alp Cyg	1.2460	10500.	68	18665	No
13	GOM_NL__2PRFIN20050925_011309_000000362041_00074_18665_7058.N1	25-SEP-2005 01:13:09	Bright	35.500	89	5Alp Cep	2.4510	8000.0	71	18665	No
14	GOM_NL__2PRFIN20050925_012211_000000382041_00074_18665_7059.N1	25-SEP-2005 01:22:11	Bright	37.500	60	7Bet UMi	2.0810	3950.0	75	18665	No
15	GOM_NL__2PRFIN20050925_012818_000000372041_00074_18665_7060.N1	25-SEP-2005 01:28:18	Bright	37.000	36	50Alp UMa	1.8000	6300.0	74	18665	No
16	GOM_NL__2PRFIN20050925_012947_000000332041_00074_18665_7061.N1	25-SEP-2005 01:29:47	Bright	33.000	82	48Bet UMa	2.3650	10600.	66	18665	No
17	GOM_NL__2PRFIN20050925_013256_000000432041_00074_18665_7062.N1	25-SEP-2005 01:32:56	Bright	42.500	174	52Psi UMa	3.0040	4400.0	85	18665	No
18	GOM_NL__2PRFIN20050925_014855_000000412041_00074_18665_7063.N1	25-SEP-2005 01:48:55	Twilight	41.000	48	30Alp Hya	1.9770	4100.0	82	18665	No
19	GOM_NL__2PRFIN20050925_015837_000000452041_00074_18665_7064.N1	25-SEP-2005 01:58:37	Dark	44.500	65	Lam Vel	2.2040	4400.0	89	18665	No
20	GOM_NL__2PRFIN20050925_020155_000000382041_00074_18665_7065.N1	25-SEP-2005 02:01:55	Dark	38.000	46	Del Vel	1.9540	10600.	76	18665	No
21	GOM_NL__2PRFIN20050925_020330_000000412041_00074_18665_7066.N1	25-SEP-2005 02:03:30	Dark	40.500	41	Eps Car	1.8600	4100.0	81	18665	No
22	GOM_NL__2PRFIN20050925_020527_000000372041_00075_18666_7050.N1	25-SEP-2005 02:05:27	Dark	37.000	29	Bet Car	1.6720	10200.	74	18666	No
23	GOM_NL__2PRFIN20050925_021352_000000372041_00075_18666_7051.N1	25-SEP-2005 02:13:52	Dark	36.500	135	Bet Hyi	2.8200	5800.0	73	18666	No
24	GOM_NL__2PRFIN20050925_022250_000000442041_00075_18666_7052.N1	25-SEP-2005 02:22:50	Straylight	43.500	63	Bet Gru	2.1500	2800.0	87	18666	No
25	GOM_NL__2PRFIN20050925_022726_000000432041_00075_18666_7053.N1	25-SEP-2005 02:27:26	Straylight	43.000	18	24Alp PsA	1.1660	9700.0	86	18666	No
26	GOM_NL__2PRFIN20050925_023156_000000422041_00075_18666_7054.N1	25-SEP-2005 02:31:56	Twilight	41.500	142	49Del Cap	2.8500	8900.0	83	18666	No
27	GOM_NL__2PRFIN20050925_023605_000000382041_00075_18666_7055.N1	25-SEP-2005 02:36:05	Bright	38.000	162	34Alp Aqr	2.9440	5350.0	76	18666	No
28	GOM_NL__2PRFIN20050925_023910_000000392041_00075_18666_7056.N1	25-SEP-2005 02:39:10	Bright	38.500	61	8Eps Peg	2.1000	3900.0	77	18666	No
29	GOM_NL__2PRFIN20050925_024950_000000352041_00075_18666_7057.N1	25-SEP-2005 02:49:50	Bright	35.000	19	50Alp Cyg	1.2460	10500.	70	18666	No
30	GOM_NL__2PRFIN20050925_025345_000000352041_00075_18666_7058.N1	25-SEP-2005 02:53:45	Bright	35.000	89	5Alp Cep	2.4510	8000.0	70	18666	No
31	GOM_NL__2PRFIN20050925_030247_000000372041_00075_18666_7059.N1	25-SEP-2005 03:02:47	Bright	36.500	60	7Bet UMi	2.0810	3950.0	73	18666	No
32	GOM_NL__2PRFIN20050925_030854_000000372041_00075_18666_7060.N1	25-SEP-2005 03:08:54	Bright	36.500	36	50Alp UMa	1.8000	6300.0	73	18666	No
33	GOM_NL__2PRFIN20050925_031023_000000522041_00075_18666_7061.N1	25-SEP-2005 03:10:23	Bright	52.000	82	48Bet UMa	2.3650	10600.	104	18666	No
34	GOM_NL__2PRFIN20050925_031332_000000332041_00075_18666_7062.N1	25-SEP-2005 03:13:32	Bright	33.000	174	52Psi UMa	3.0040	4400.0	66	18666	No
35	GOM_NL__2PRFIN20050925_032932_000000392041_00075_18666_7063.N1	25-SEP-2005 03:29:32	Twilight	39.000	48	30Alp Hya	1.9770	4100.0	78	18666	No
36	GOM_NL__2PRFIN20050925_033913_000000392041_00075_18666_7064.N1	25-SEP-2005 03:39:13	Dark	39.000	65	Lam Vel	2.2040	4400.0	78	18666	No
37	GOM_NL__2PRFIN20050925_034232_000000422041_00075_18666_7065.N1	25-SEP-2005 03:42:32	Dark	41.500	46	Del Vel	1.9540	10600.	83	18666	No
38	GOM_NL__2PRFIN20050925_034406_000000492041_00075_18666_7066.N1	25-SEP-2005 03:44:06	Dark	49.000	41	Eps Car	1.8600	4100.0	98	18666	No
39	GOM_NL__2PRFIN20050925_034604_000000402041_00076_18667_7050.N1	25-SEP-2005 03:46:04	Dark	39.500	29	Bet Car	1.6720	10200.	79	18667	No
40	GOM_NL__2PRFIN20050925_035428_000000362041_00076_18667_7051.N1	25-SEP-2005 03:54:28	Dark	35.500	135	Bet Hyi	2.8200	5800.0	71	18667	No
41	GOM_NL__2PRFIN20050925_040326_000000412041_00076_18667_7052.N1	25-SEP-2005 04:03:26	Straylight	41.000	63	Bet Gru	2.1500	2800.0	82	18667	No
42	GOM_NL__2PRFIN20050925_040802_000000482041_00076_18667_7053.N1	25-SEP-2005 04:08:02	Straylight	48.000	18	24Alp PsA	1.1660	9700.0	96	18667	No

43	GOM_NL__2PRFIN20050925_041232_000000412041_00076_18667_7054.N1	25-SEP-2005 04:12:32	Twilight	41.000	142	49Del Cap	2.8500	8900.0	82	18667	No
44	GOM_NL__2PRFIN20050925_041641_000000362041_00076_18667_7055.N1	25-SEP-2005 04:16:41	Bright	36.000	162	34Alp Aqr	2.9440	5350.0	72	18667	No
45	GOM_NL__2PRFIN20050925_041947_000000392041_00076_18667_7056.N1	25-SEP-2005 04:19:47	Bright	38.500	61	8Eps Peg	2.1000	3900.0	77	18667	No
46	GOM_NL__2PRFIN20050925_043027_000000362041_00076_18667_7057.N1	25-SEP-2005 04:30:27	Bright	35.500	19	50Alp Cyg	1.2460	10500.	71	18667	No
47	GOM_NL__2PRFIN20050925_043421_000000352041_00076_18667_7058.N1	25-SEP-2005 04:34:21	Bright	35.000	89	5Alp Cep	2.4510	8000.0	70	18667	No
48	GOM_NL__2PRFIN20050925_044324_000000372041_00076_18667_7059.N1	25-SEP-2005 04:43:24	Bright	36.500	60	7Bet UMi	2.0810	3950.0	73	18667	No
49	GOM_NL__2PRFIN20050925_044930_000000362041_00076_18667_7060.N1	25-SEP-2005 04:49:30	Bright	35.500	36	50Alp UMa	1.8000	6300.0	71	18667	No
50	GOM_NL__2PRFIN20050925_045059_000000522041_00076_18667_7061.N1	25-SEP-2005 04:50:59	Bright	52.000	82	48Bet UMa	2.3650	10600.	104	18667	No
51	GOM_NL__2PRFIN20050925_045409_000000352041_00076_18667_7062.N1	25-SEP-2005 04:54:09	Bright	34.500	174	52Psi UMa	3.0040	4400.0	69	18667	No
52	GOM_NL__2PRFIN20050925_051008_000000372041_00076_18667_7063.N1	25-SEP-2005 05:10:08	Twilight	37.000	48	30Alp Hya	1.9770	4100.0	74	18667	No
53	GOM_NL__2PRFIN20050925_051949_000000452041_00076_18667_7064.N1	25-SEP-2005 05:19:49	Dark	44.500	65	Lam Vel	2.2040	4400.0	89	18667	No
54	GOM_NL__2PRFIN20050925_052308_000000402041_00076_18667_7065.N1	25-SEP-2005 05:23:08	Dark	39.500	46	Del Vel	1.9540	10600.	79	18667	No
55	GOM_NL__2PRFIN20050925_052443_000000392041_00076_18667_7066.N1	25-SEP-2005 05:24:43	Dark	38.500	41	Eps Car	1.8600	4100.0	77	18667	No
56	GOM_NL__2PRFIN20050925_052640_000000382041_00077_18668_7050.N1	25-SEP-2005 05:26:40	Dark	37.500	29	Bet Car	1.6720	10200.	75	18668	No
57	GOM_NL__2PRFIN20050925_053504_000000372041_00077_18668_7051.N1	25-SEP-2005 05:35:04	Dark	36.500	135	Bet Hyi	2.8200	5800.0	73	18668	No
58	GOM_NL__2PRFIN20050925_054402_000000522041_00077_18668_7052.N1	25-SEP-2005 05:44:02	Straylight	51.500	63	Bet Gru	2.1500	2800.0	103	18668	No
59	GOM_NL__2PRFIN20050925_054838_000000432041_00077_18668_7053.N1	25-SEP-2005 05:48:38	Straylight	43.000	18	24Alp PsA	1.1660	9700.0	86	18668	No
60	GOM_NL__2PRFIN20050925_055717_000000372041_00077_18668_7054.N1	25-SEP-2005 05:57:17	Bright	36.500	162	34Alp Aqr	2.9440	5350.0	73	18668	No
61	GOM_NL__2PRFIN20050925_060023_000000372041_00077_18668_7055.N1	25-SEP-2005 06:00:23	Bright	37.000	61	8Eps Peg	2.1000	3900.0	74	18668	No
62	GOM_NL__2PRFIN20050925_061103_000000382041_00077_18668_7056.N1	25-SEP-2005 06:11:03	Bright	37.500	19	50Alp Cyg	1.2460	10500.	75	18668	No
63	GOM_NL__2PRFIN20050925_061457_000000362041_00077_18668_7057.N1	25-SEP-2005 06:14:57	Bright	35.500	89	5Alp Cep	2.4510	8000.0	71	18668	No
64	GOM_NL__2PRFIN20050925_062400_000000362041_00077_18668_7058.N1	25-SEP-2005 06:24:00	Bright	35.500	60	7Bet UMi	2.0810	3950.0	71	18668	No
65	GOM_NL__2PRFIN20050925_063006_000000372041_00077_18668_7059.N1	25-SEP-2005 06:30:06	Bright	37.000	36	50Alp UMa	1.8000	6300.0	74	18668	No
66	GOM_NL__2PRFIN20050925_063135_000000342041_00077_18668_7060.N1	25-SEP-2005 06:31:35	Bright	33.500	82	48Bet UMa	2.3650	10600.	67	18668	No
67	GOM_NL__2PRFIN20050925_063445_000000332041_00077_18668_7061.N1	25-SEP-2005 06:34:45	Bright	33.000	174	52Psi UMa	3.0040	4400.0	66	18668	No
68	GOM_NL__2PRFIN20050925_065044_000000192041_00077_18668_7062.N1	25-SEP-2005 06:50:44	Twilight	19.000	48	30Alp Hya	1.9770	4100.0	38	18668	No
69	GOM_NL__2PRFIN20050925_070026_000000442041_00077_18668_7063.N1	25-SEP-2005 07:00:26	Dark	44.000	65	Lam Vel	2.2040	4400.0	88	18668	No
70	GOM_NL__2PRFIN20050925_070344_000000402041_00077_18668_7064.N1	25-SEP-2005 07:03:44	Dark	40.000	46	Del Vel	1.9540	10600.	80	18668	No
71	GOM_NL__2PRFIN20050925_070519_000000442041_00077_18668_7065.N1	25-SEP-2005 07:05:19	Dark	43.500	41	Eps Car	1.8600	4100.0	87	18668	No
72	GOM_NL__2PRFIN20050925_070716_000000382041_00078_18669_7050.N1	25-SEP-2005 07:07:16	Dark	38.000	29	Bet Car	1.6720	10200.	76	18669	No
73	GOM_NL__2PRFIN20050925_071540_000000372041_00078_18669_7051.N1	25-SEP-2005 07:15:40	Dark	37.000	135	Bet Hyi	2.8200	5800.0	74	18669	No
74	GOM_NL__2PRFIN20050925_072438_000000442041_00078_18669_7052.N1	25-SEP-2005 07:24:38	Straylight	44.000	63	Bet Gru	2.1500	2800.0	88	18669	No
75	GOM_NL__2PRFIN20050925_072914_000000432041_00078_18669_7053.N1	25-SEP-2005 07:29:14	Straylight	42.500	18	24Alp PsA	1.1660	9700.0	85	18669	No
76	GOM_NL__2PRFIN20050925_073754_000000372041_00078_18669_7054.N1	25-SEP-2005 07:37:54	Bright	37.000	162	34Alp Aqr	2.9440	5350.0	74	18669	No
77	GOM_NL__2PRFIN20050925_074059_000000392041_00078_18669_7055.N1	25-SEP-2005 07:40:59	Bright	38.500	61	8Eps Peg	2.1000	3900.0	77	18669	No
78	GOM_NL__2PRFIN20050925_075140_000000382041_00078_18669_7056.N1	25-SEP-2005 07:51:40	Bright	38.000	19	50Alp Cyg	1.2460	10500.	76	18669	No
79	GOM_NL__2PRFIN20050925_075533_000000372041_00078_18669_7057.N1	25-SEP-2005 07:55:33	Bright	36.500	89	5Alp Cep	2.4510	8000.0	73	18669	No
80	GOM_NL__2PRFIN20050925_080436_000000372041_00078_18669_7058.N1	25-SEP-2005 08:04:36	Bright	37.000	60	7Bet UMi	2.0810	3950.0	74	18669	No
81	GOM_NL__2PRFIN20050925_081042_000000342041_00078_18669_7059.N1	25-SEP-2005 08:10:42	Bright	33.500	36	50Alp UMa	1.8000	6300.0	67	18669	No
82	GOM_NL__2PRFIN20050925_081211_000000342041_00078_18669_7060.N1	25-SEP-2005 08:12:11	Bright	33.500	82	48Bet UMa	2.3650	10600.	67	18669	No
83	GOM_NL__2PRFIN20050925_081521_000000342041_00078_18669_7061.N1	25-SEP-2005 08:15:21	Bright	34.000	174	52Psi UMa	3.0040	4400.0	68	18669	No
84	GOM_NL__2PRFIN20050925_083121_000000192041_00078_18669_7062.N1	25-SEP-2005 08:31:21	Twilight	19.000	48	30Alp Hya	1.9770	4100.0	38	18669	No
85	GOM_NL__2PRFIN20050925_084102_000000432041_00078_18669_7063.N1	25-SEP-2005 08:41:02	Dark	43.000	65	Lam Vel	2.2040	4400.0	86	18669	No
86	GOM_NL__2PRFIN20050925_084421_000000382041_00078_18669_7064.N1	25-SEP-2005 08:44:21	Dark	38.000	46	Del Vel	1.9540	10600.	76	18669	No
87	GOM_NL__2PRFIN20050925_084555_000000472041_00078_18669_7065.N1	25-SEP-2005 08:45:55	Dark	47.000	41	Eps Car	1.8600	4100.0	94	18669	No
88	GOM_NL__2PRFIN20050925_084752_000000372041_00079_18670_7050.N1	25-SEP-2005 08:47:52	Dark	37.000	29	Bet Car	1.6720	10200.	74	18670	No
89	GOM_NL__2PRFIN20050925_085617_000000362041_00079_18670_7051.N1	25-SEP-2005 08:56:17	Dark	36.000	135	Bet Hyi	2.8200	5800.0	72	18670	No
90	GOM_NL__2PRFIN20050925_090514_000000422041_00079_18670_7052.N1	25-SEP-2005 09:05:14	Straylight	42.000	63	Bet Gru	2.1500	2800.0	84	18670	No
91	GOM_NL__2PRFIN20050925_090950_000000422041_00079_18670_7053.N1	25-SEP-2005 09:09:50	Straylight	42.000	18	24Alp PsA	1.1660	9700.0	84	18670	No
92	GOM_NL__2PRFIN20050925_091830_000000372041_00079_18670_7054.N1	25-SEP-2005 09:18:30	Bright	36.500	162	34Alp Aqr	2.9440	5350.0	73	18670	No
93	GOM_NL__2PRFIN20050925_092135_000000382041_00079_18670_7055.N1	25-SEP-2005 09:21:35	Bright	38.000	61	8Eps Peg	2.1000	3900.0	76	18670	No
94	GOM_NL__2PRFIN20050925_093216_000000362041_00079_18670_7056.N1	25-SEP-2005 09:32:16	Bright	36.000	19	50Alp Cyg	1.2460	10500.	72	18670	No
95	GOM_NL__2PRFIN20050925_093609_000000362041_00079_18670_7057.N1	25-SEP-2005 09:36:09	Bright	35.500	89	5Alp Cep	2.4510	8000.0	71	18670	No
96	GOM_NL__2PRFIN20050925_094512_000000342041_00079_18670_7058.N1	25-SEP-2005 09:45:12	Bright	34.000	60	7Bet UMi	2.0810	3950.0	68	18670	No
97	GOM_NL__2PRFIN20050925_095119_000000342041_00079_18670_7059.N1	25-SEP-2005 09:51:19	Bright	33.500	36	50Alp UMa	1.8000	6300.0	67	18670	No
98	GOM_NL__2PRFIN20050925_095247_000000422041_00079_18670_7060.N1	25-SEP-2005 09:52:47	Bright	42.000	82	48Bet UMa	2.3650	10600.	84	18670	No
99	GOM_NL__2PRFIN20050925_095557_000000512041_00079_18670_7061.N1	25-SEP-2005 09:55:57	Bright	51.000	174	52Psi UMa	3.0040	4400.0	102	18670	No
100	GOM_NL__2PRFIN20050925_102138_000000432041_00079_18670_7062.N1	25-SEP-2005 10:21:38	Dark	42.500	65	Lam Vel	2.2040	4400.0	85	18670	No
101	GOM_NL__2PRFIN20050925_102457_000000422041_00079_18670_7063.N1	25-SEP-2005 10:24:57	Dark	42.000	46	Del Vel	1.9540	10600.	84	18670	No

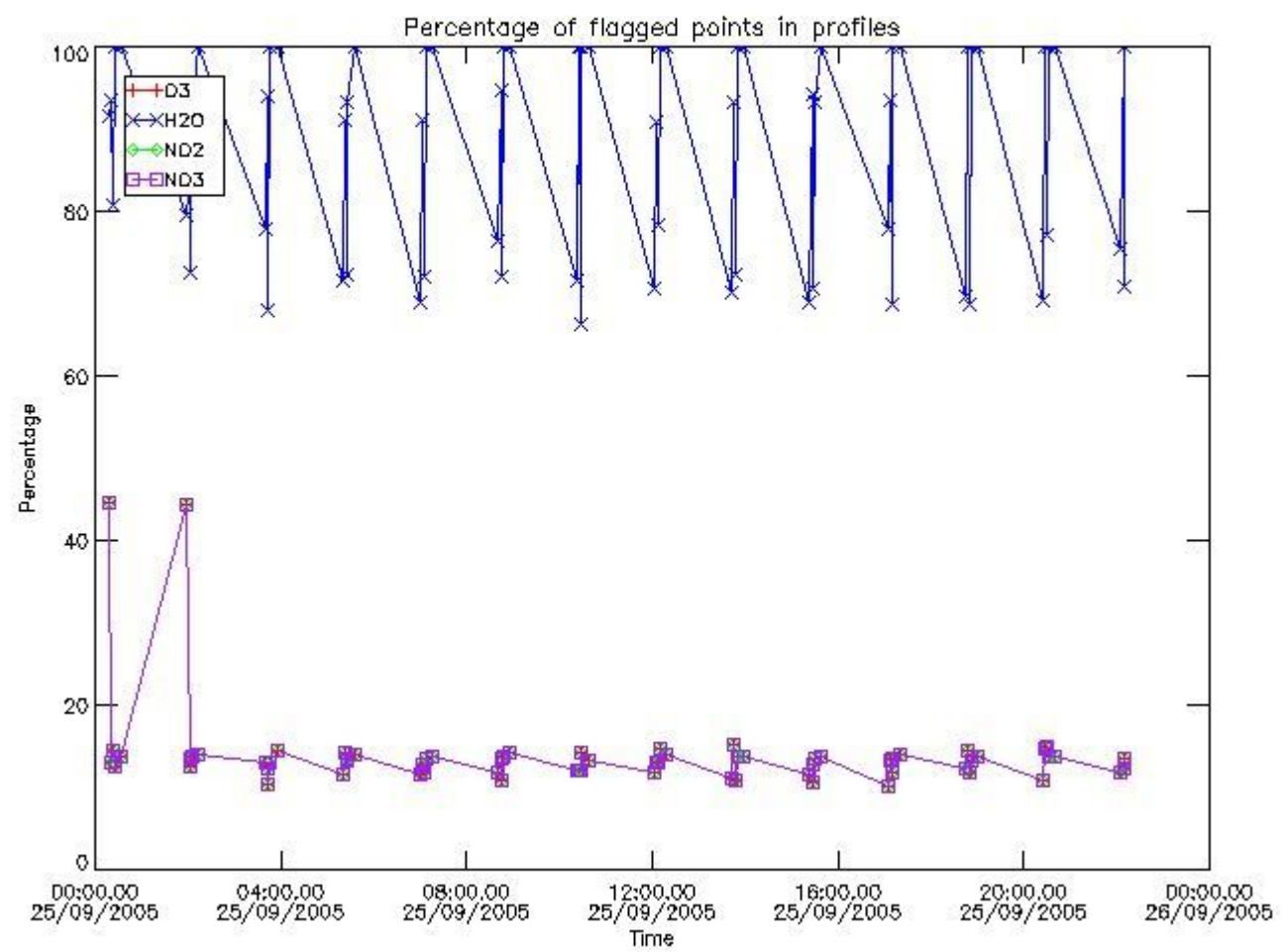
102	GOM_NL__2PRFIN20050925_102631_000000422041_00079_18670_7064.N1	25-SEP-2005 10:26:31	Dark	42.000	41	Eps Car	1.8600	4100.0	84	18670	No
103	GOM_NL__2PRFIN20050925_102828_000000362041_00080_18671_7050.N1	25-SEP-2005 10:28:28	Dark	36.000	29	Bet Car	1.6720	10200.	72	18671	No
104	GOM_NL__2PRFIN20050925_103652_000000392041_00080_18671_7051.N1	25-SEP-2005 10:36:52	Dark	38.500	135	Bet Hyi	2.8200	5800.0	77	18671	No
105	GOM_NL__2PRFIN20050925_104550_000000412041_00080_18671_7052.N1	25-SEP-2005 10:45:50	Straylight	41.000	63	Bet Gru	2.1500	2800.0	82	18671	No
106	GOM_NL__2PRFIN20050925_105026_000000432041_00080_18671_7053.N1	25-SEP-2005 10:50:26	Straylight	42.500	18	24Alp PsA	1.1660	9700.0	85	18671	No
107	GOM_NL__2PRFIN20050925_105906_000000372041_00080_18671_7054.N1	25-SEP-2005 10:59:06	Bright	37.000	162	34Alp Aqr	2.9440	5350.0	74	18671	No
108	GOM_NL__2PRFIN20050925_110211_000000392041_00080_18671_7055.N1	25-SEP-2005 11:02:11	Bright	38.500	61	8Eps Peg	2.1000	3900.0	77	18671	No
109	GOM_NL__2PRFIN20050925_111252_000000382041_00080_18671_7056.N1	25-SEP-2005 11:12:52	Bright	38.000	19	50Alp Cyg	1.2460	10500.	76	18671	No
110	GOM_NL__2PRFIN20050925_111645_000000362041_00080_18671_7057.N1	25-SEP-2005 11:16:45	Bright	35.500	89	5Alp Cep	2.4510	8000.0	71	18671	No
111	GOM_NL__2PRFIN20050925_112548_000000372041_00080_18671_7058.N1	25-SEP-2005 11:25:48	Bright	36.500	60	7Bet UMi	2.0810	3950.0	73	18671	No
112	GOM_NL__2PRFIN20050925_113155_000000352041_00080_18671_7059.N1	25-SEP-2005 11:31:55	Bright	35.000	36	50Alp UMa	1.8000	6300.0	70	18671	No
113	GOM_NL__2PRFIN20050925_113324_000000342041_00080_18671_7060.N1	25-SEP-2005 11:33:24	Bright	33.500	82	48Bet UMa	2.3650	10600.	67	18671	No
114	GOM_NL__2PRFIN20050925_113633_000000332041_00080_18671_7061.N1	25-SEP-2005 11:36:33	Bright	32.500	174	52Psi UMa	3.0040	4400.0	65	18671	No
115	GOM_NL__2PRFIN20050925_120214_000000432041_00080_18671_7062.N1	25-SEP-2005 12:02:14	Dark	43.000	65	Lam Vel	2.2040	4400.0	86	18671	No
116	GOM_NL__2PRFIN20050925_120533_000000392041_00080_18671_7063.N1	25-SEP-2005 12:05:33	Dark	39.000	46	Del Vel	1.9540	10600.	78	18671	No
117	GOM_NL__2PRFIN20050925_120708_000000402041_00080_18671_7064.N1	25-SEP-2005 12:07:08	Dark	39.500	41	Eps Car	1.8600	4100.0	79	18671	No
118	GOM_NL__2PRFIN20050925_120904_000000382041_00081_18672_7070.N1	25-SEP-2005 12:09:04	Dark	38.000	29	Bet Car	1.6720	10200.	76	18672	No
119	GOM_NL__2PRFIN20050925_121728_000000372041_00081_18672_7071.N1	25-SEP-2005 12:17:28	Dark	36.500	135	Bet Hyi	2.8200	5800.0	73	18672	No
120	GOM_NL__2PRFIN20050925_122626_000000442041_00081_18672_7072.N1	25-SEP-2005 12:26:26	Straylight	44.000	63	Bet Gru	2.1500	2800.0	88	18672	No
121	GOM_NL__2PRFIN20050925_123102_000000432041_00081_18672_7073.N1	25-SEP-2005 12:31:02	Straylight	43.000	18	24Alp PsA	1.1660	9700.0	86	18672	No
122	GOM_NL__2PRFIN20050925_123942_000000382041_00081_18672_7074.N1	25-SEP-2005 12:39:42	Bright	37.500	162	34Alp Aqr	2.9440	5350.0	75	18672	No
123	GOM_NL__2PRFIN20050925_124248_000000382041_00081_18672_7075.N1	25-SEP-2005 12:42:48	Bright	38.000	61	8Eps Peg	2.1000	3900.0	76	18672	No
124	GOM_NL__2PRFIN20050925_125329_000000392041_00081_18672_7076.N1	25-SEP-2005 12:53:29	Bright	38.500	19	50Alp Cyg	1.2460	10500.	77	18672	No
125	GOM_NL__2PRFIN20050925_125721_000000362041_00081_18672_7077.N1	25-SEP-2005 12:57:21	Bright	36.000	89	5Alp Cep	2.4510	8000.0	72	18672	No
126	GOM_NL__2PRFIN20050925_130625_000000332041_00081_18672_7078.N1	25-SEP-2005 13:06:25	Bright	33.000	60	7Bet UMi	2.0810	3950.0	66	18672	No
127	GOM_NL__2PRFIN20050925_131231_000000342041_00081_18672_7079.N1	25-SEP-2005 13:12:31	Bright	33.500	36	50Alp UMa	1.8000	6300.0	67	18672	No
128	GOM_NL__2PRFIN20050925_131400_000000322041_00081_18672_7080.N1	25-SEP-2005 13:14:00	Bright	31.500	82	48Bet UMa	2.3650	10600.	63	18672	No
129	GOM_NL__2PRFIN20050925_131709_000000432041_00081_18672_7081.N1	25-SEP-2005 13:17:09	Bright	43.000	174	52Psi UMa	3.0040	4400.0	86	18672	No
130	GOM_NL__2PRFIN20050925_134251_000000462041_00081_18672_7082.N1	25-SEP-2005 13:42:51	Dark	45.500	65	Lam Vel	2.2040	4400.0	91	18672	No
131	GOM_NL__2PRFIN20050925_134609_000000372041_00081_18672_7083.N1	25-SEP-2005 13:46:09	Dark	37.000	46	Del Vel	1.9540	10600.	74	18672	No
132	GOM_NL__2PRFIN20050925_134744_000000482041_00081_18672_7084.N1	25-SEP-2005 13:47:44	Dark	47.500	41	Eps Car	1.8600	4100.0	95	18672	No
133	GOM_NL__2PRFIN20050925_134940_000000372041_00082_18673_7070.N1	25-SEP-2005 13:49:40	Dark	37.000	29	Bet Car	1.6720	10200.	74	18673	No
134	GOM_NL__2PRFIN20050925_135805_000000372041_00082_18673_7071.N1	25-SEP-2005 13:58:05	Dark	37.000	135	Bet Hyi	2.8200	5800.0	74	18673	No
135	GOM_NL__2PRFIN20050925_140703_000000502041_00082_18673_7072.N1	25-SEP-2005 14:07:03	Straylight	50.000	63	Bet Gru	2.1500	2800.0	100	18673	No
136	GOM_NL__2PRFIN20050925_141138_000000432041_00082_18673_7073.N1	25-SEP-2005 14:11:38	Straylight	43.000	18	24Alp PsA	1.1660	9700.0	86	18673	No
137	GOM_NL__2PRFIN20050925_142018_000000382041_00082_18673_7074.N1	25-SEP-2005 14:20:18	Bright	37.500	162	34Alp Aqr	2.9440	5350.0	75	18673	No
138	GOM_NL__2PRFIN20050925_142324_000000392041_00082_18673_7075.N1	25-SEP-2005 14:23:24	Bright	38.500	61	8Eps Peg	2.1000	3900.0	77	18673	No
139	GOM_NL__2PRFIN20050925_143405_000000342041_00082_18673_7076.N1	25-SEP-2005 14:34:05	Bright	34.000	19	50Alp Cyg	1.2460	10500.	68	18673	No
140	GOM_NL__2PRFIN20050925_143757_000000362041_00082_18673_7077.N1	25-SEP-2005 14:37:57	Bright	36.000	89	5Alp Cep	2.4510	8000.0	72	18673	No
141	GOM_NL__2PRFIN20050925_144701_000000372041_00082_18673_7078.N1	25-SEP-2005 14:47:01	Bright	37.000	60	7Bet UMi	2.0810	3950.0	74	18673	No
142	GOM_NL__2PRFIN20050925_145307_000000362041_00082_18673_7079.N1	25-SEP-2005 14:53:07	Bright	35.500	36	50Alp UMa	1.8000	6300.0	71	18673	No
143	GOM_NL__2PRFIN20050925_145436_000000352041_00082_18673_7080.N1	25-SEP-2005 14:54:36	Bright	34.500	82	48Bet UMa	2.3650	10600.	69	18673	No
144	GOM_NL__2PRFIN20050925_145745_000000332041_00082_18673_7081.N1	25-SEP-2005 14:57:45	Bright	32.500	174	52Psi UMa	3.0040	4400.0	65	18673	No
145	GOM_NL__2PRFIN20050925_152327_000000442041_00082_18673_7082.N1	25-SEP-2005 15:23:27	Dark	44.000	65	Lam Vel	2.2040	4400.0	88	18673	No
146	GOM_NL__2PRFIN20050925_152645_000000442041_00082_18673_7083.N1	25-SEP-2005 15:26:45	Dark	44.000	46	Del Vel	1.9540	10600.	88	18673	No
147	GOM_NL__2PRFIN20050925_152820_000000482041_00082_18673_7084.N1	25-SEP-2005 15:28:20	Dark	48.000	41	Eps Car	1.8600	4100.0	96	18673	No
148	GOM_NL__2PRFIN20050925_153016_000000382041_00083_18674_7070.N1	25-SEP-2005 15:30:16	Dark	37.500	29	Bet Car	1.6720	10200.	75	18674	No
149	GOM_NL__2PRFIN20050925_153841_000000372041_00083_18674_7071.N1	25-SEP-2005 15:38:41	Dark	37.000	135	Bet Hyi	2.8200	5800.0	74	18674	No
150	GOM_NL__2PRFIN20050925_154739_000000452041_00083_18674_7072.N1	25-SEP-2005 15:47:39	Straylight	44.500	63	Bet Gru	2.1500	2800.0	89	18674	No
151	GOM_NL__2PRFIN20050925_155215_000000402041_00083_18674_7073.N1	25-SEP-2005 15:52:15	Straylight	39.500	18	24Alp PsA	1.1660	9700.0	79	18674	No
152	GOM_NL__2PRFIN20050925_160054_000000372041_00083_18674_7074.N1	25-SEP-2005 16:00:54	Bright	36.500	162	34Alp Aqr	2.9440	5350.0	73	18674	No
153	GOM_NL__2PRFIN20050925_160400_000000372041_00083_18674_7075.N1	25-SEP-2005 16:04:00	Bright	36.500	61	8Eps Peg	2.1000	3900.0	73	18674	No
154	GOM_NL__2PRFIN20050925_161441_000000342041_00083_18674_7076.N1	25-SEP-2005 16:14:41	Bright	34.000	19	50Alp Cyg	1.2460	10500.	68	18674	No
155	GOM_NL__2PRFIN20050925_161833_000000362041_00083_18674_7077.N1	25-SEP-2005 16:18:33	Bright	36.000	89	5Alp Cep	2.4510	8000.0	72	18674	No
156	GOM_NL__2PRFIN20050925_162737_000000362041_00083_18674_7078.N1	25-SEP-2005 16:27:37	Bright	35.500	60	7Bet UMi	2.0810	3950.0	71	18674	No
157	GOM_NL__2PRFIN20050925_163343_000000502041_00083_18674_7079.N1	25-SEP-2005 16:33:43	Bright	50.000	36	50Alp UMa	1.8000	6300.0	100	18674	No
158	GOM_NL__2PRFIN20050925_163512_000000342041_00083_18674_7080.N1	25-SEP-2005 16:35:12	Bright	33.500	82	48Bet UMa	2.3650	10600.	67	18674	No
159	GOM_NL__2PRFIN20050925_163822_000000522041_00083_18674_7081.N1	25-SEP-2005 16:38:22	Bright	52.000	174	52Psi UMa	3.0040	4400.0	104	18674	No
160	GOM_NL__2PRFIN20050925_170403_000000502041_00083_18674_7082.N1	25-SEP-2005 17:04:03	Dark	50.000	65	Lam Vel	2.2040	4400.0	100	18674	No

161	GOM_NL__2PRFIN20050925_170722_000000392041_00083_18674_7083.N1	25-SEP-2005 17:07:22	Dark	38.500	46	Del Vel	1.9540	10600.	77	18674	No
162	GOM_NL__2PRFIN20050925_170856_000000442041_00083_18674_7084.N1	25-SEP-2005 17:08:56	Dark	43.500	41	Eps Car	1.8600	4100.0	87	18674	No
163	GOM_NL__2PRFIN20050925_171052_000000382041_00084_18675_7070.N1	25-SEP-2005 17:10:52	Dark	38.000	29	Bet Car	1.6720	10200.	76	18675	No
164	GOM_NL__2PRFIN20050925_171917_000000362041_00084_18675_7071.N1	25-SEP-2005 17:19:17	Dark	36.000	135	Bet Hyi	2.8200	5800.0	72	18675	No
165	GOM_NL__2PRFIN20050925_172815_000000522041_00084_18675_7072.N1	25-SEP-2005 17:28:15	Straylight	51.500	63	Bet Gru	2.1500	2800.0	103	18675	No
166	GOM_NL__2PRFIN20050925_173251_000000442041_00084_18675_7073.N1	25-SEP-2005 17:32:51	Straylight	43.500	18	24Alp PsA	1.1660	9700.0	87	18675	No
167	GOM_NL__2PRFIN20050925_174130_000000382041_00084_18675_7074.N1	25-SEP-2005 17:41:30	Bright	37.500	162	34Alp Aqr	2.9440	5350.0	75	18675	No
168	GOM_NL__2PRFIN20050925_174436_000000382041_00084_18675_7075.N1	25-SEP-2005 17:44:36	Bright	38.000	61	8Eps Peg	2.1000	3900.0	76	18675	No
169	GOM_NL__2PRFIN20050925_175517_000000382041_00084_18675_7076.N1	25-SEP-2005 17:55:17	Bright	38.000	19	50Alp Cyg	1.2460	10500.	76	18675	No
170	GOM_NL__2PRFIN20050925_175909_000000362041_00084_18675_7077.N1	25-SEP-2005 17:59:09	Bright	36.000	89	5Alp Cep	2.4510	8000.0	72	18675	No
171	GOM_NL__2PRFIN20050925_180813_000000382041_00084_18675_7078.N1	25-SEP-2005 18:08:13	Bright	37.500	60	7Bet UMi	2.0810	3950.0	75	18675	No
172	GOM_NL__2PRFIN20050925_181419_000000372041_00084_18675_7079.N1	25-SEP-2005 18:14:19	Bright	37.000	36	50Alp UMa	1.8000	6300.0	74	18675	No
173	GOM_NL__2PRFIN20050925_181548_000000332041_00084_18675_7080.N1	25-SEP-2005 18:15:48	Bright	33.000	82	48Bet UMa	2.3650	10600.	66	18675	No
174	GOM_NL__2PRFIN20050925_181858_000000522041_00084_18675_7081.N1	25-SEP-2005 18:18:58	Bright	52.000	174	52Psi UMa	3.0040	4400.0	104	18675	No
175	GOM_NL__2PRFIN20050925_184439_000000422041_00084_18675_7082.N1	25-SEP-2005 18:44:39	Dark	41.500	65	Lam Vel	2.2040	4400.0	83	18675	No
176	GOM_NL__2PRFIN20050925_184758_000000392041_00084_18675_7083.N1	25-SEP-2005 18:47:58	Dark	39.000	46	Del Vel	1.9540	10600.	78	18675	No
177	GOM_NL__2PRFIN20050925_184933_000000442041_00084_18675_7084.N1	25-SEP-2005 18:49:33	Dark	43.500	41	Eps Car	1.8600	4100.0	87	18675	No
178	GOM_NL__2PRFIN20050925_185128_000000392041_00085_18676_7070.N1	25-SEP-2005 18:51:28	Dark	38.500	29	Bet Car	1.6720	10200.	77	18676	No
179	GOM_NL__2PRFIN20050925_185953_000000372041_00085_18676_7071.N1	25-SEP-2005 18:59:53	Dark	36.500	135	Bet Hyi	2.8200	5800.0	73	18676	No
180	GOM_NL__2PRFIN20050925_190851_000000452041_00085_18676_7072.N1	25-SEP-2005 19:08:51	Straylight	45.000	63	Bet Gru	2.1500	2800.0	90	18676	No
181	GOM_NL__2PRFIN20050925_191327_000000432041_00085_18676_7073.N1	25-SEP-2005 19:13:27	Straylight	43.000	18	24Alp PsA	1.1660	9700.0	86	18676	No
182	GOM_NL__2PRFIN20050925_192206_000000372041_00085_18676_7074.N1	25-SEP-2005 19:22:06	Bright	37.000	162	34Alp Aqr	2.9440	5350.0	74	18676	No
183	GOM_NL__2PRFIN20050925_192512_000000362041_00085_18676_7075.N1	25-SEP-2005 19:25:12	Bright	36.000	61	8Eps Peg	2.1000	3900.0	72	18676	No
184	GOM_NL__2PRFIN20050925_193554_000000402041_00085_18676_7076.N1	25-SEP-2005 19:35:54	Bright	39.500	19	50Alp Cyg	1.2460	10500.	79	18676	No
185	GOM_NL__2PRFIN20050925_193946_000000362041_00085_18676_7077.N1	25-SEP-2005 19:39:46	Bright	36.000	89	5Alp Cep	2.4510	8000.0	72	18676	No
186	GOM_NL__2PRFIN20050925_194850_000000372041_00085_18676_7078.N1	25-SEP-2005 19:48:50	Bright	37.000	60	7Bet UMi	2.0810	3950.0	74	18676	No
187	GOM_NL__2PRFIN20050925_195455_000000352041_00085_18676_7079.N1	25-SEP-2005 19:54:55	Bright	34.500	36	50Alp UMa	1.8000	6300.0	69	18676	No
188	GOM_NL__2PRFIN20050925_195624_000000352041_00085_18676_7080.N1	25-SEP-2005 19:56:24	Bright	35.000	82	48Bet UMa	2.3650	10600.	70	18676	No
189	GOM_NL__2PRFIN20050925_195934_000000352041_00085_18676_7081.N1	25-SEP-2005 19:59:34	Bright	35.000	174	52Psi UMa	3.0040	4400.0	70	18676	No
190	GOM_NL__2PRFIN20050925_202516_000000482041_00085_18676_7082.N1	25-SEP-2005 20:25:16	Dark	47.500	65	Lam Vel	2.2040	4400.0	95	18676	No
191	GOM_NL__2PRFIN20050925_202834_000000382041_00085_18676_7083.N1	25-SEP-2005 20:28:34	Dark	38.000	46	Del Vel	1.9540	10600.	76	18676	No
192	GOM_NL__2PRFIN20050925_203009_000000382041_00085_18676_7084.N1	25-SEP-2005 20:30:09	Dark	37.500	41	Eps Car	1.8600	4100.0	75	18676	No
193	GOM_NL__2PRFIN20050925_203204_000000372041_00086_18677_7070.N1	25-SEP-2005 20:32:04	Dark	37.000	29	Bet Car	1.6720	10200.	74	18677	No
194	GOM_NL__2PRFIN20050925_204029_000000372041_00086_18677_7071.N1	25-SEP-2005 20:40:29	Dark	36.500	135	Bet Hyi	2.8200	5800.0	73	18677	No
195	GOM_NL__2PRFIN20050925_204927_000000522041_00086_18677_7072.N1	25-SEP-2005 20:49:27	Straylight	51.500	63	Bet Gru	2.1500	2800.0	103	18677	No
196	GOM_NL__2PRFIN20050925_205403_000000402041_00086_18677_7073.N1	25-SEP-2005 20:54:03	Straylight	40.000	18	24Alp PsA	1.1660	9700.0	80	18677	No
197	GOM_NL__2PRFIN20050925_210243_000000372041_00086_18677_7074.N1	25-SEP-2005 21:02:43	Bright	37.000	162	34Alp Aqr	2.9440	5350.0	74	18677	No
198	GOM_NL__2PRFIN20050925_210549_000000382041_00086_18677_7075.N1	25-SEP-2005 21:05:49	Bright	37.500	61	8Eps Peg	2.1000	3900.0	75	18677	No
199	GOM_NL__2PRFIN20050925_211630_000000382041_00086_18677_7076.N1	25-SEP-2005 21:16:30	Bright	38.000	19	50Alp Cyg	1.2460	10500.	76	18677	No
200	GOM_NL__2PRFIN20050925_212022_000000372041_00086_18677_7077.N1	25-SEP-2005 21:20:22	Bright	36.500	89	5Alp Cep	2.4510	8000.0	73	18677	No
201	GOM_NL__2PRFIN20050925_212926_000000372041_00086_18677_7078.N1	25-SEP-2005 21:29:26	Bright	36.500	60	7Bet UMi	2.0810	3950.0	73	18677	No
202	GOM_NL__2PRFIN20050925_213531_000000352041_00086_18677_7079.N1	25-SEP-2005 21:35:31	Bright	34.500	36	50Alp UMa	1.8000	6300.0	69	18677	No
203	GOM_NL__2PRFIN20050925_213700_000000372041_00086_18677_7080.N1	25-SEP-2005 21:37:00	Bright	36.500	82	48Bet UMa	2.3650	10600.	73	18677	No
204	GOM_NL__2PRFIN20050925_214010_000000352041_00086_18677_7081.N1	25-SEP-2005 21:40:10	Bright	34.500	174	52Psi UMa	3.0040	4400.0	69	18677	No
205	GOM_NL__2PRFIN20050925_220552_000000432041_00086_18677_7082.N1	25-SEP-2005 22:05:52	Dark	43.000	65	Lam Vel	2.2040	4400.0	86	18677	No
206	GOM_NL__2PRFIN20050925_220910_000000422041_00086_18677_7083.N1	25-SEP-2005 22:09:10	Dark	41.500	46	Del Vel	1.9540	10600.	83	18677	No
207	GOM_NL__2PRFIN20050925_221045_000000452041_00086_18677_7084.N1	25-SEP-2005 22:10:45	Dark	44.500	41	Eps Car	1.8600	4100.0	89	18677	No

3. Quality information per product

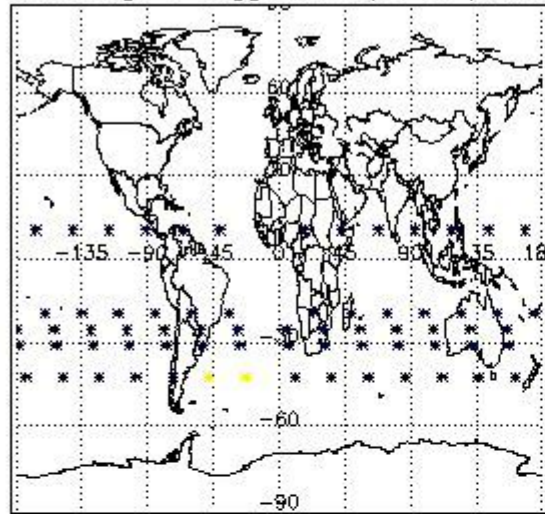
In this section it is plotted some information contained in the Quality Summary data set of the level 2 products. Only products in dark limb conditions and without errors (error flag in the MPH set to "0") are used.

3.1 Plot quality information per product (time dependant)

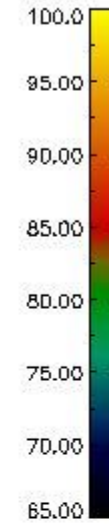
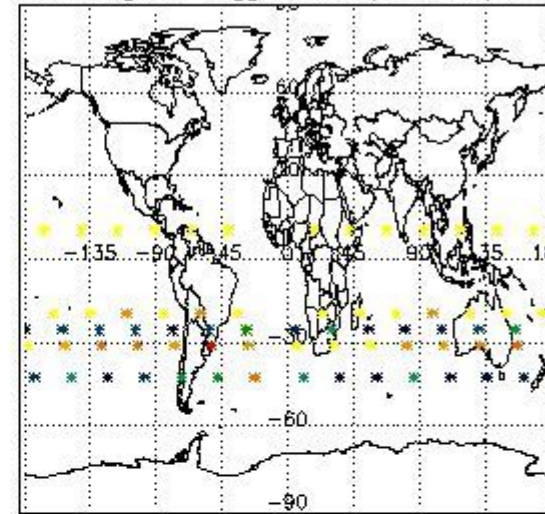


3.2 Plot quality information per product (world map)


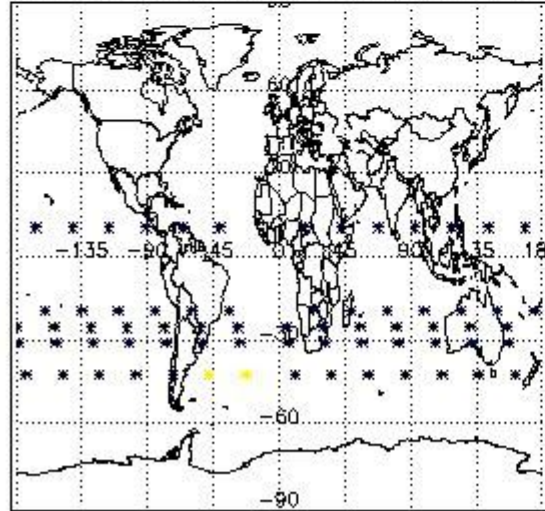
Percentage of flagged data per O3 profile



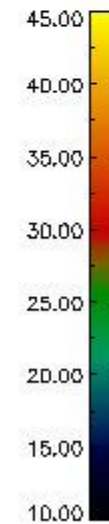
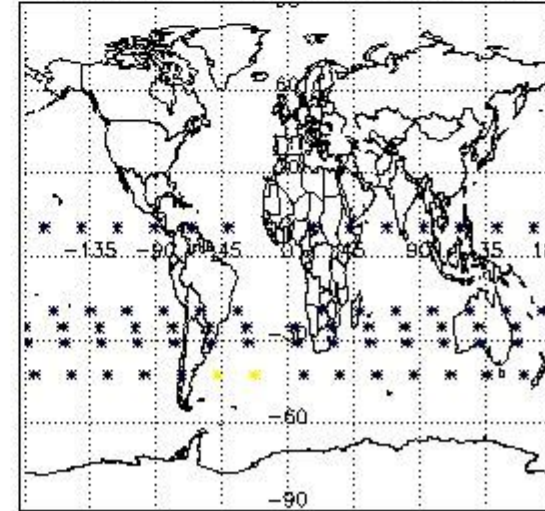
Percentage of flagged data per H2O profile



Percentage of flagged data per NO2 profile



Percentage of flagged data per NO3 profile

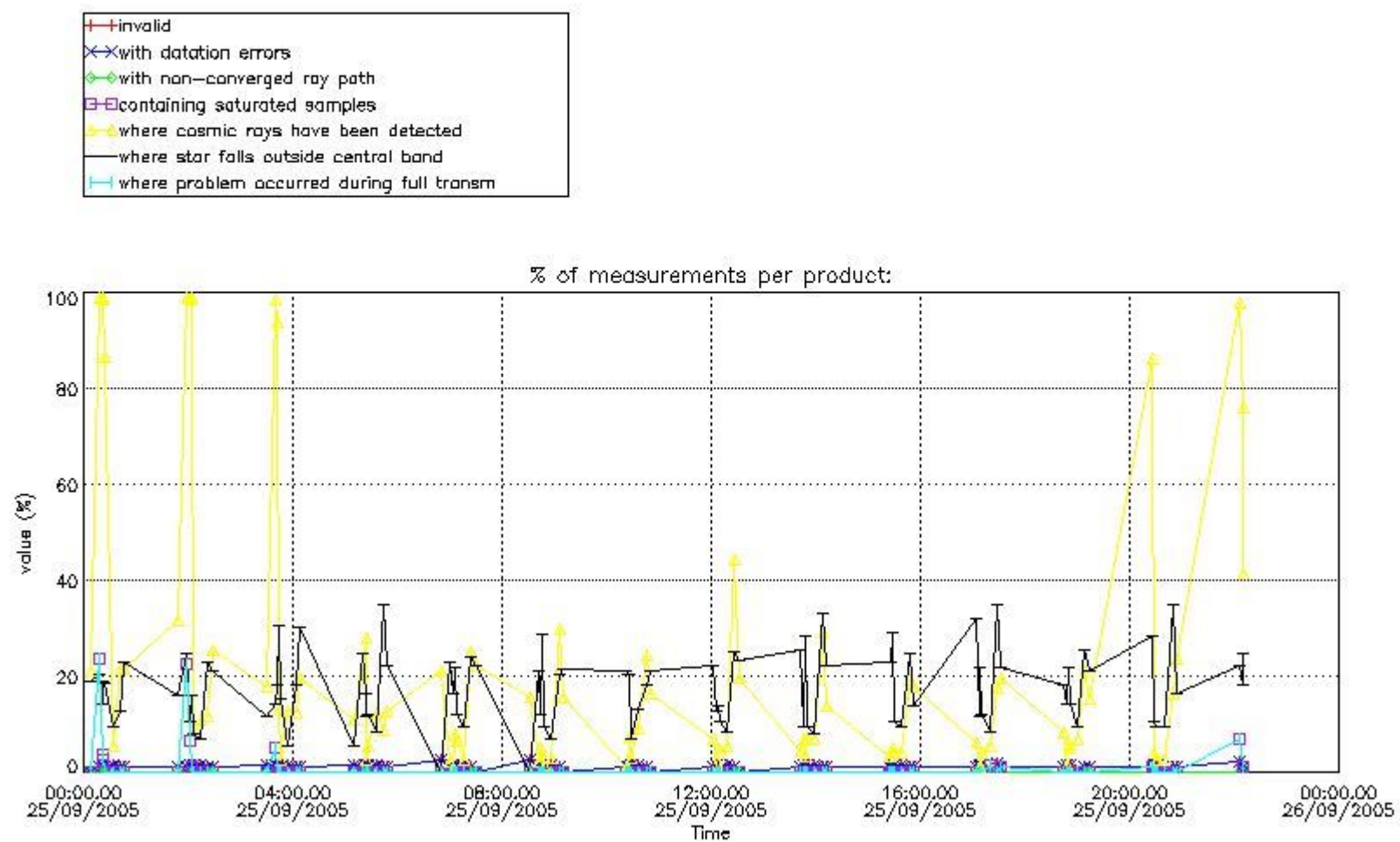


4. Level 1 quality information per product

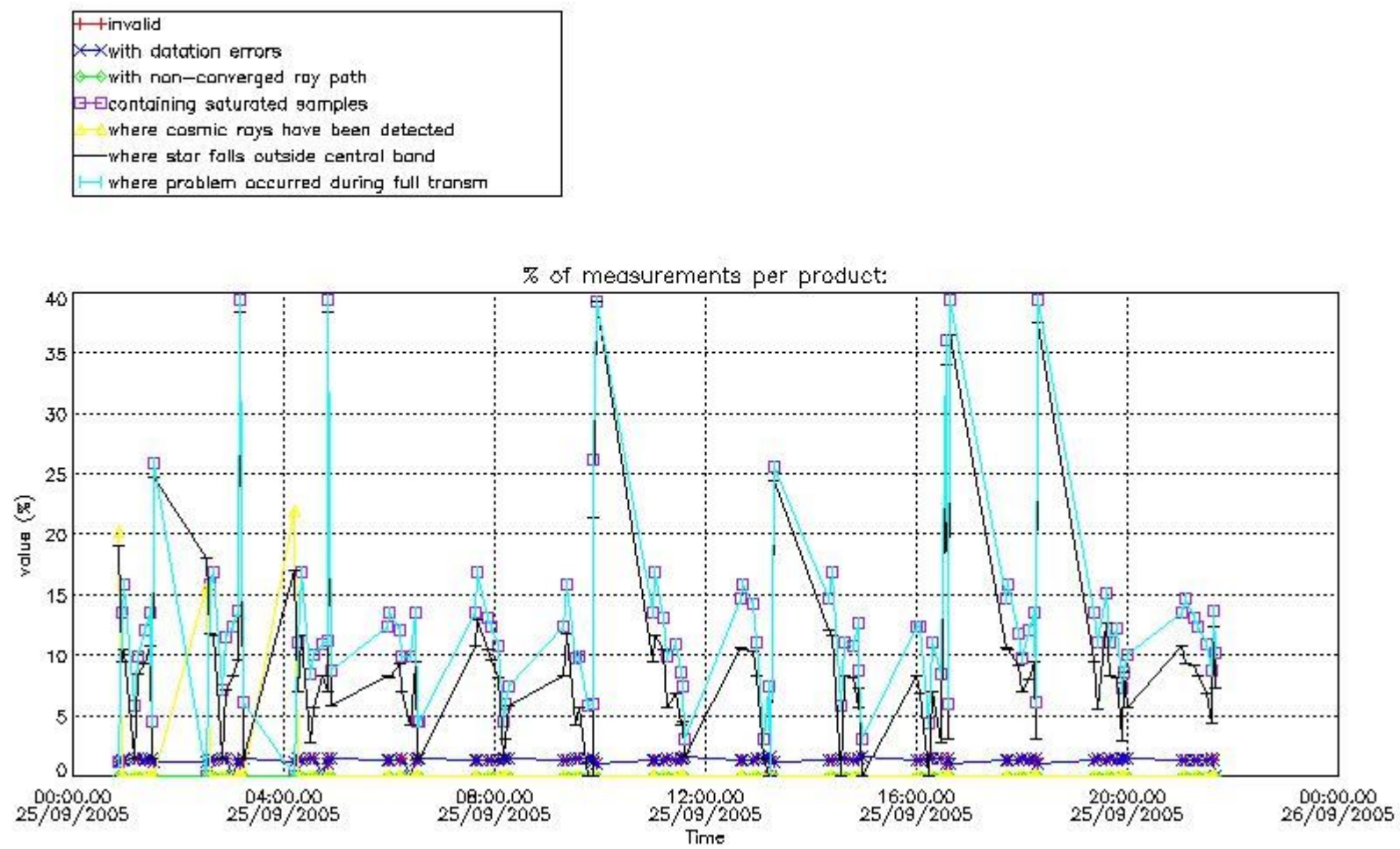
In this section it is plotted some information contained in the Quality Summary data set of the level 2 products that comes from the level 1b processing. Products without errors (error flag in the MPH set to "0") are used.

4.1 Plot quality information per product (time dependant) coming from level 1b processing

4.1.1 Plot level 1 quality information per product (time dependant): ENVISAT ASCENDING passes



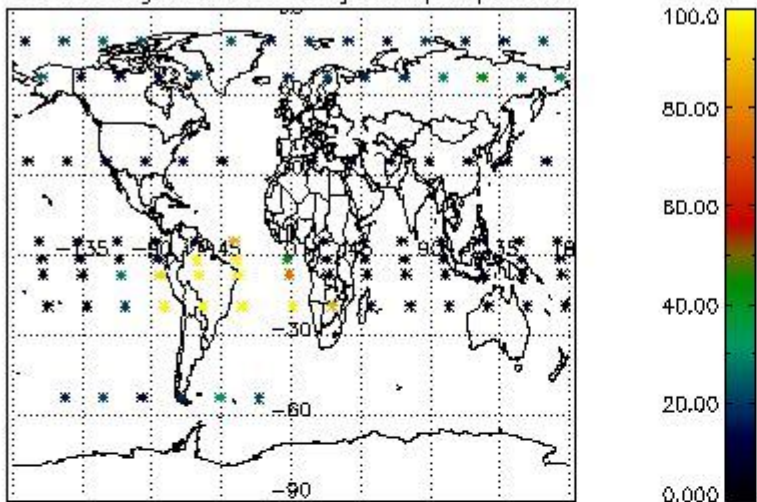
4.1.2 Plot level 1 quality information per product (time dependant): ENVI SAT DESCENDING passes



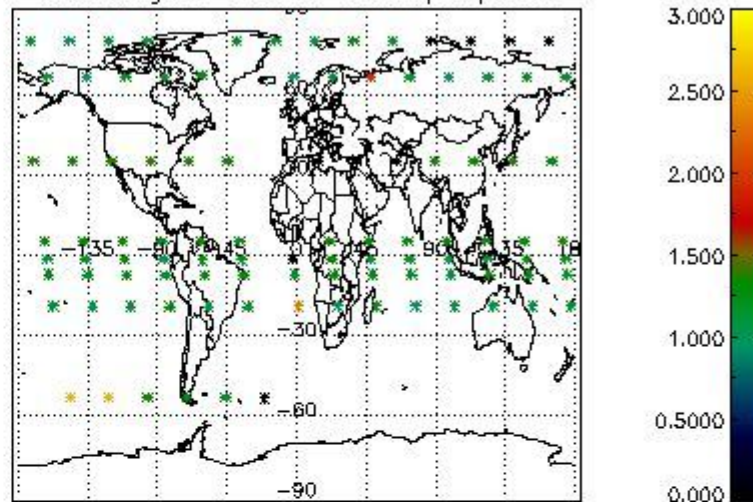
4.2 Plot quality information per product coming from level 1b processing (world map)

4.2.1 Plot level 1 quality information per product (world map): ENVISAT ASCENDING passes

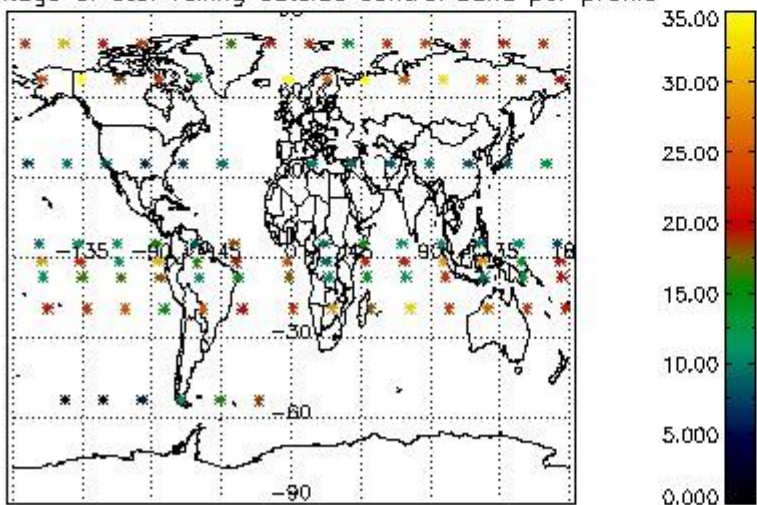
Percentage of cosmic ray hits per profile



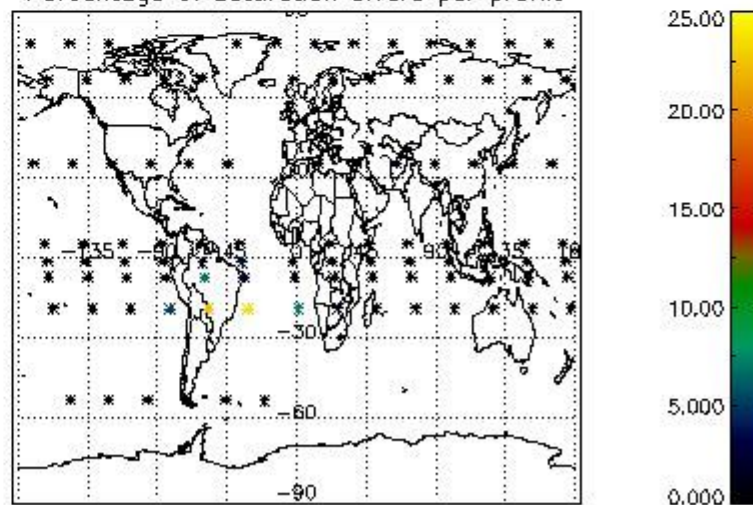
Percentage of datation errors per profile



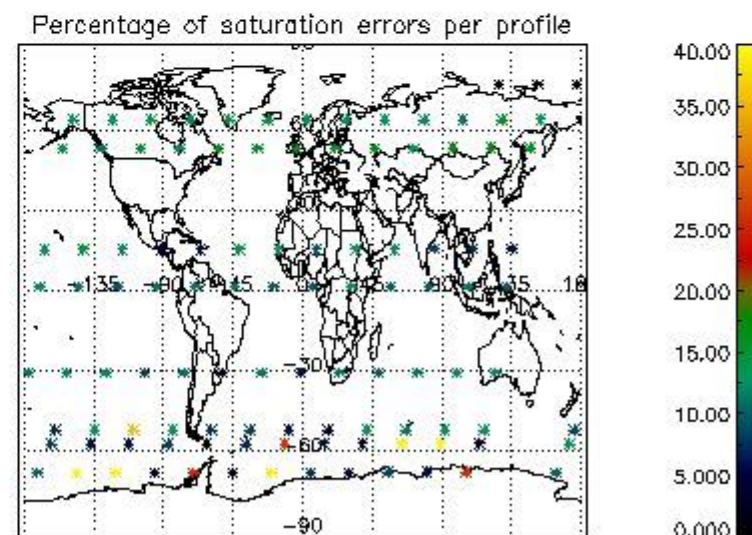
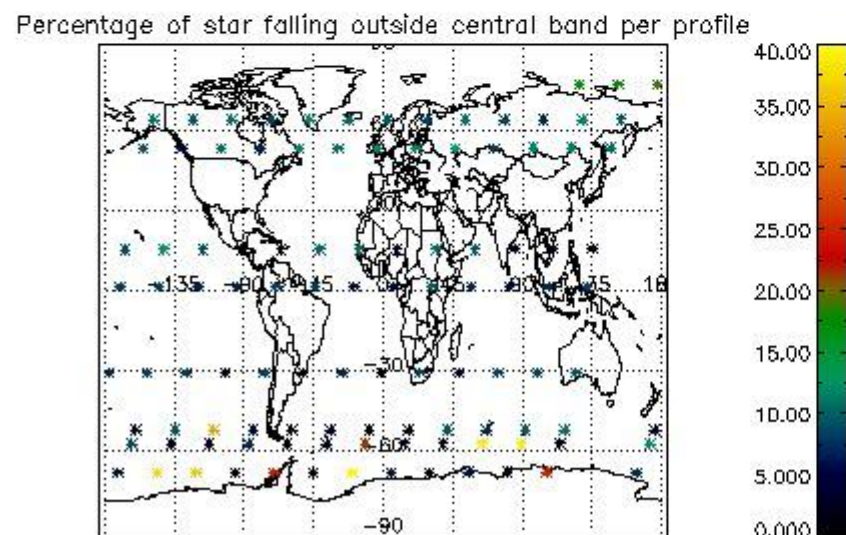
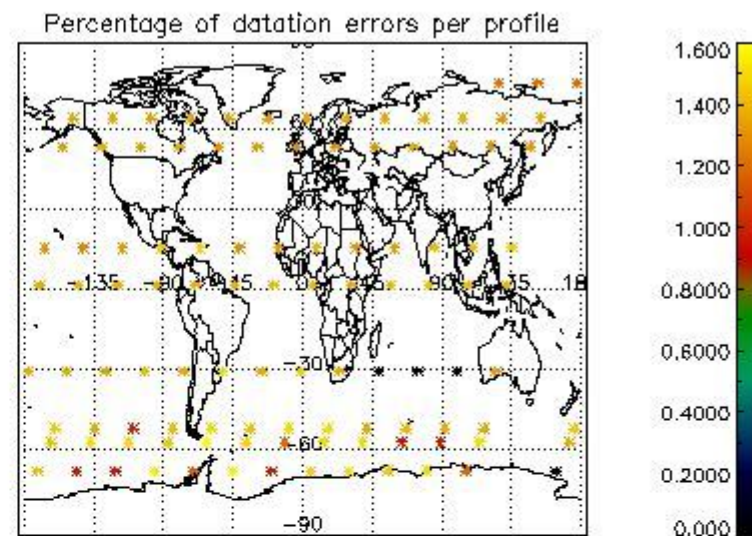
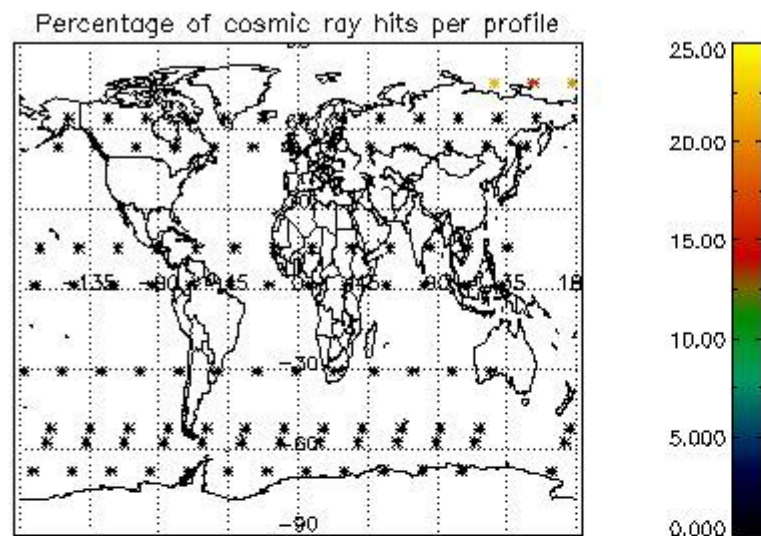
Percentage of star falling outside central band per profile



Percentage of saturation errors per profile



4.2.2 Plot level 1 quality information per product (world map): ENVISAT DESCENDING passes



5. Trace gas profiles

5.1 Ozone statistics based on quality of products

The final quality of the products can be "measured" using the STD (Standard Deviation) attached to every point profile. This information is written to the parameter GOM_NL__2P/NL_LOCAL_SPECIES_DENSITY/o3_std of the level 2 products. The table below shows the statistics for given STD ranges.

The statistics are given with respect to the overall valid production:

- Products without fatal errors: GOM_NL__2P/MPH/PRODUCT_ERR=0
- Valid point profile: GOM_NL__2P/NL_LOCAL_SPECIES_DENSITY/pcd(0)=0

The 'Criteria' is applied to valid points of dark limb products:

- Products in dark limb illumination condition: GOM_NL__2P/NL_SUMMARY_QUALITY/obs_ill_cond=0
- Products without fatal errors: GOM_NL__2P/MPH/PRODUCT_ERR=0
- Valid point profile: GOM_NL__2P/NL_LOCAL_SPECIES_DENSITY/pcd(0)=0

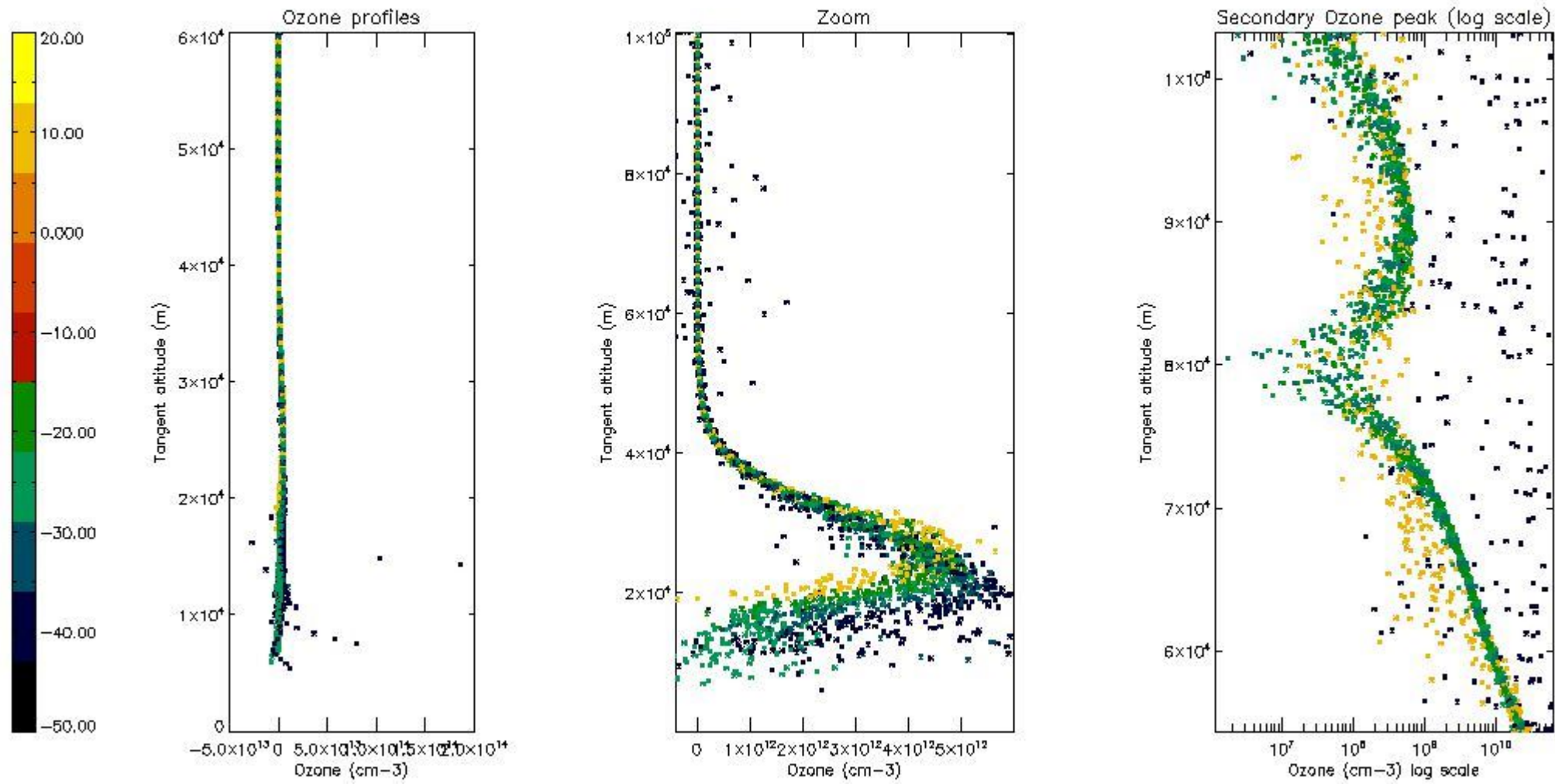
So, the table below shows the percentage of dark limb and valid observations for each criteria with respect to the overall valid daily observations.

Criteria	% of total production
All STD	35
STD < 20	18

STD < 10	13
STD < 5	6

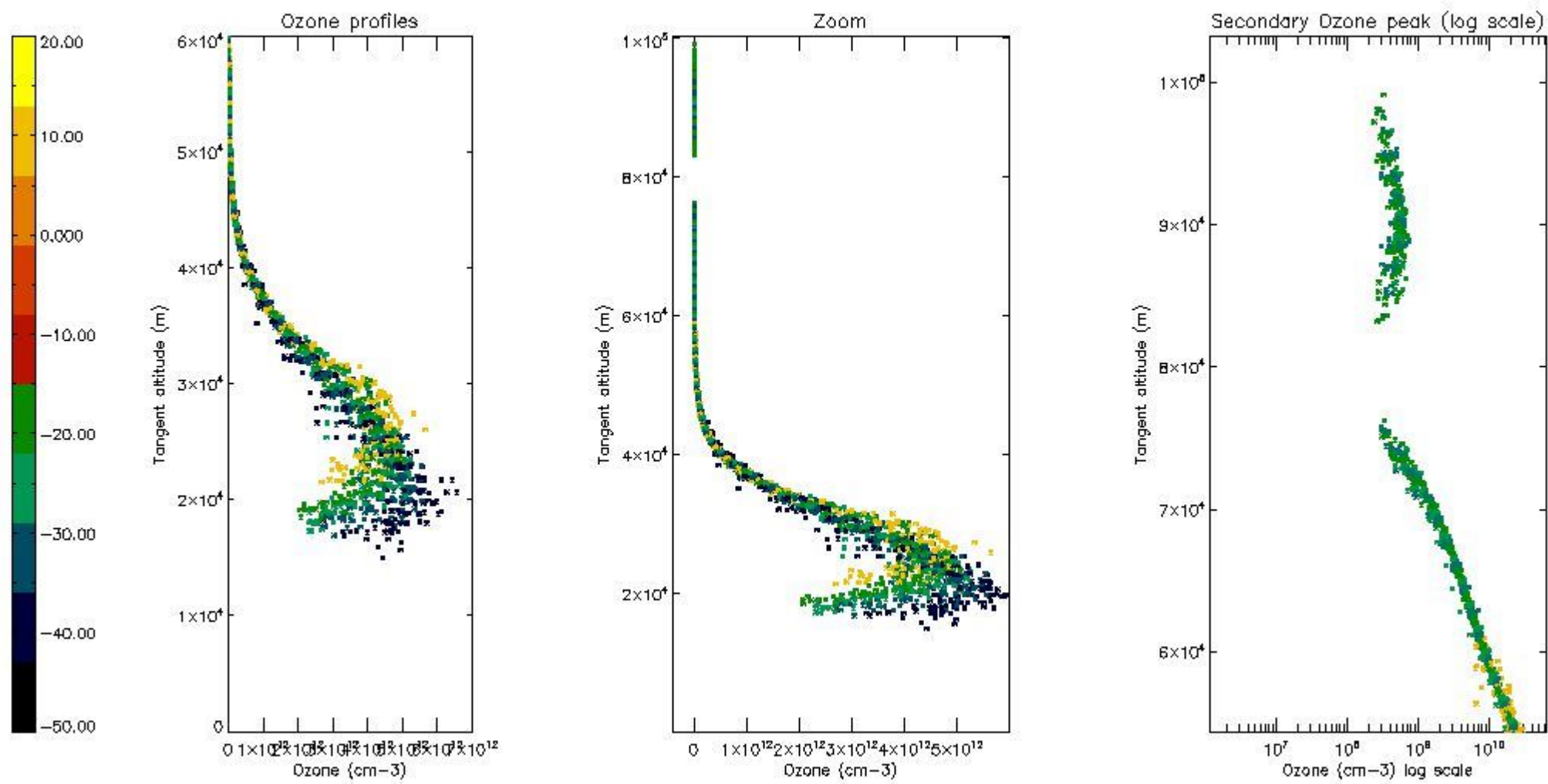
5.2 Plot ozone profiles for all STD (dark without errors)

The colorbar represents the latitude.



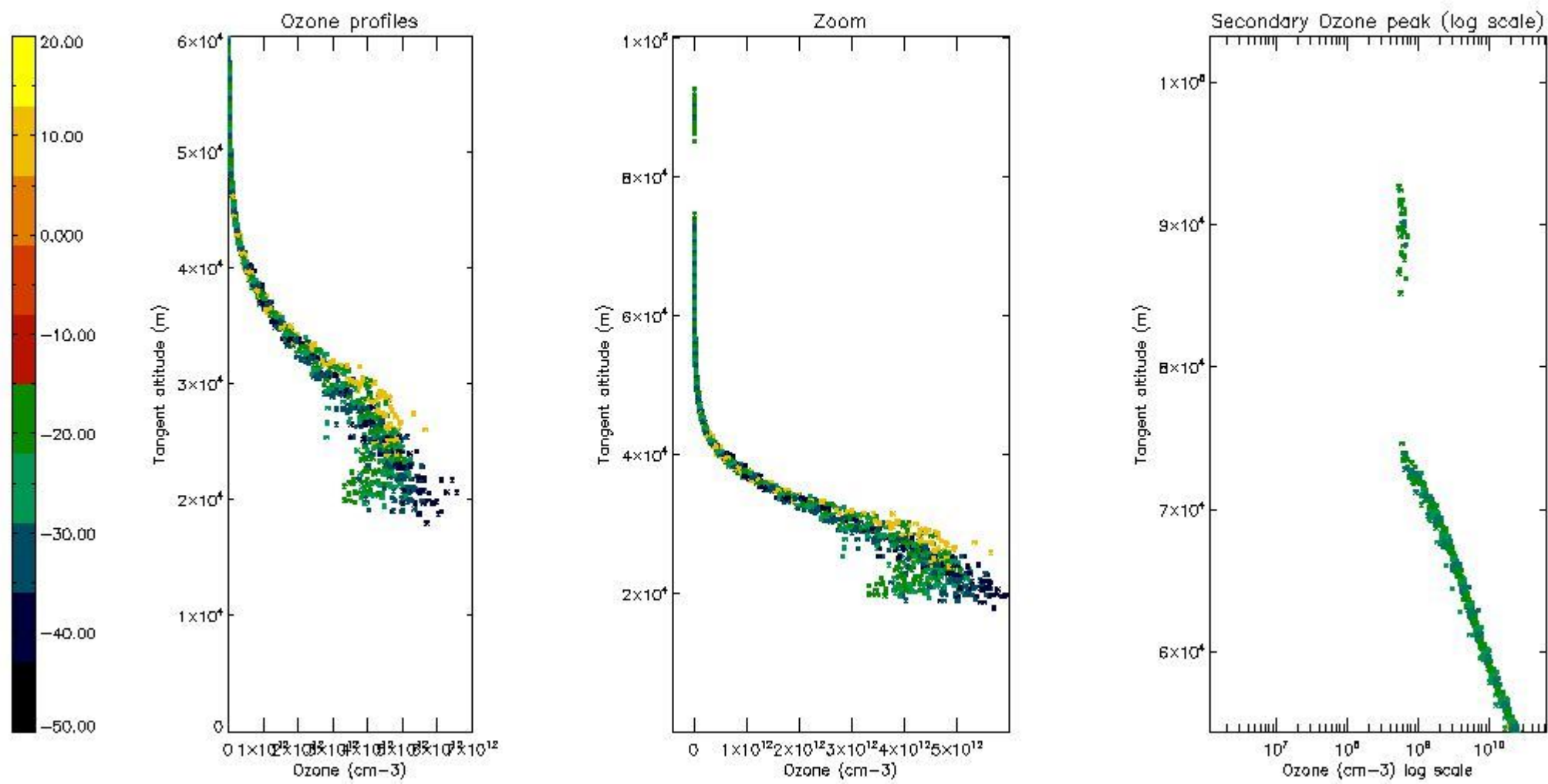
5.3 Plot ozone profiles where STD < 20% (dark without errors)

The colorbar represents the latitude.



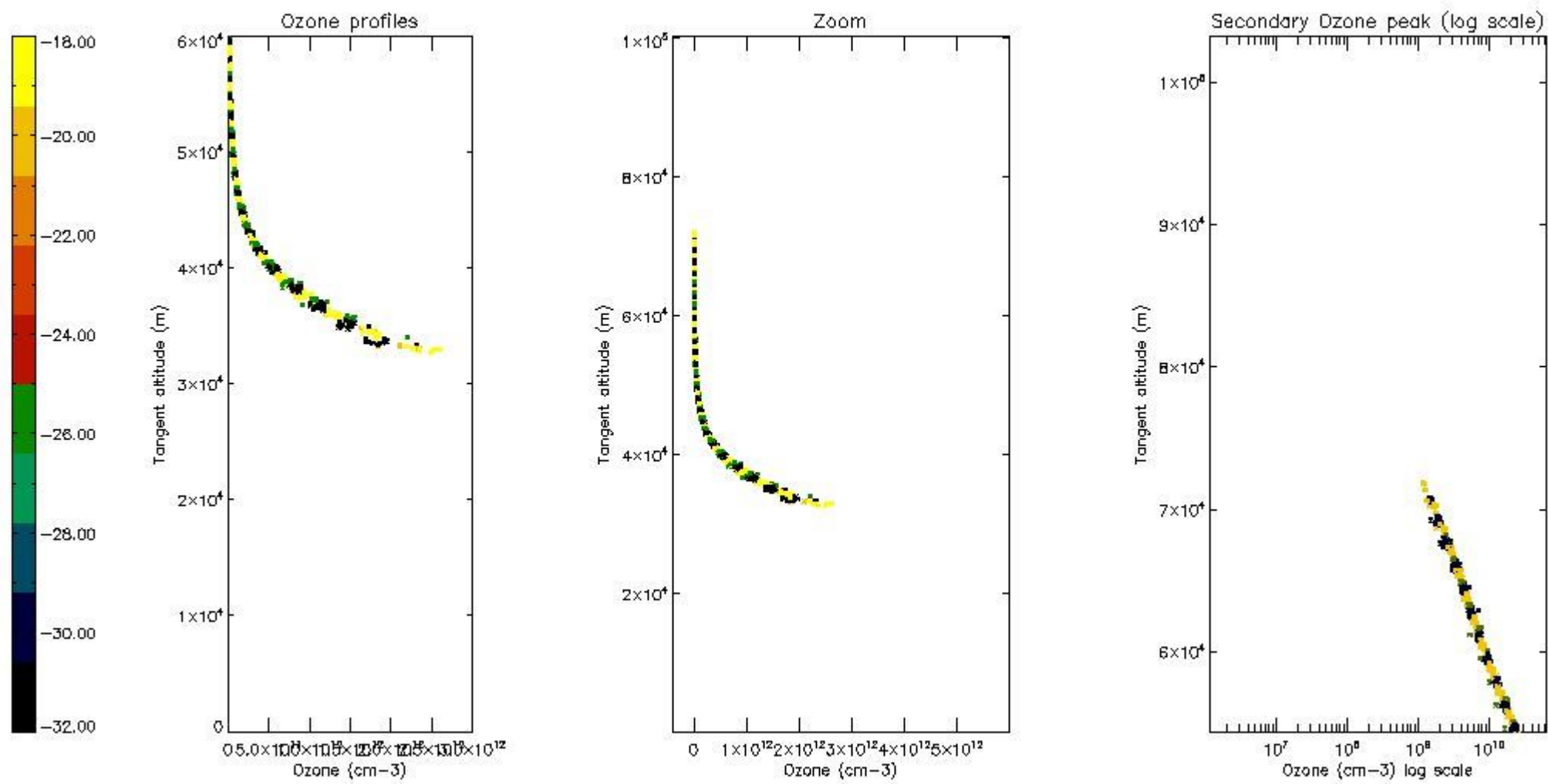
5.4 Plot ozone profiles where STD < 10% (dark without errors)

The colorbar represents the latitude.



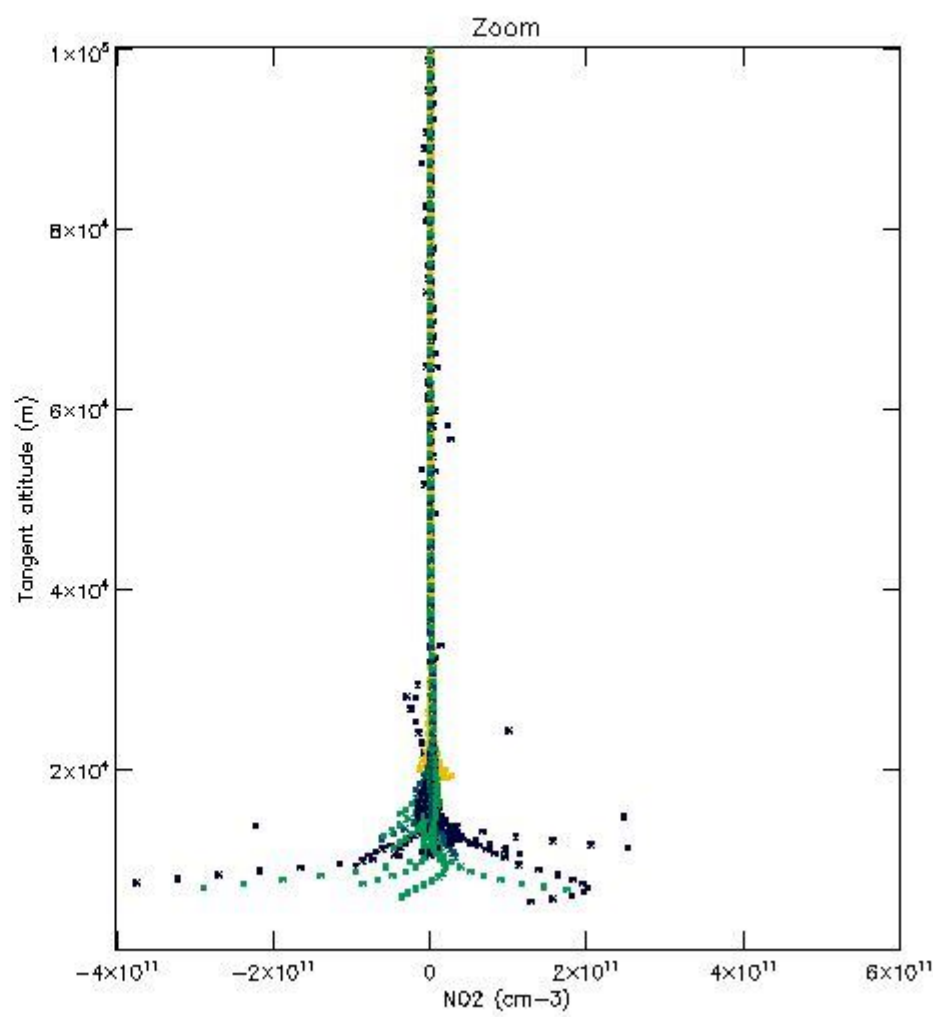
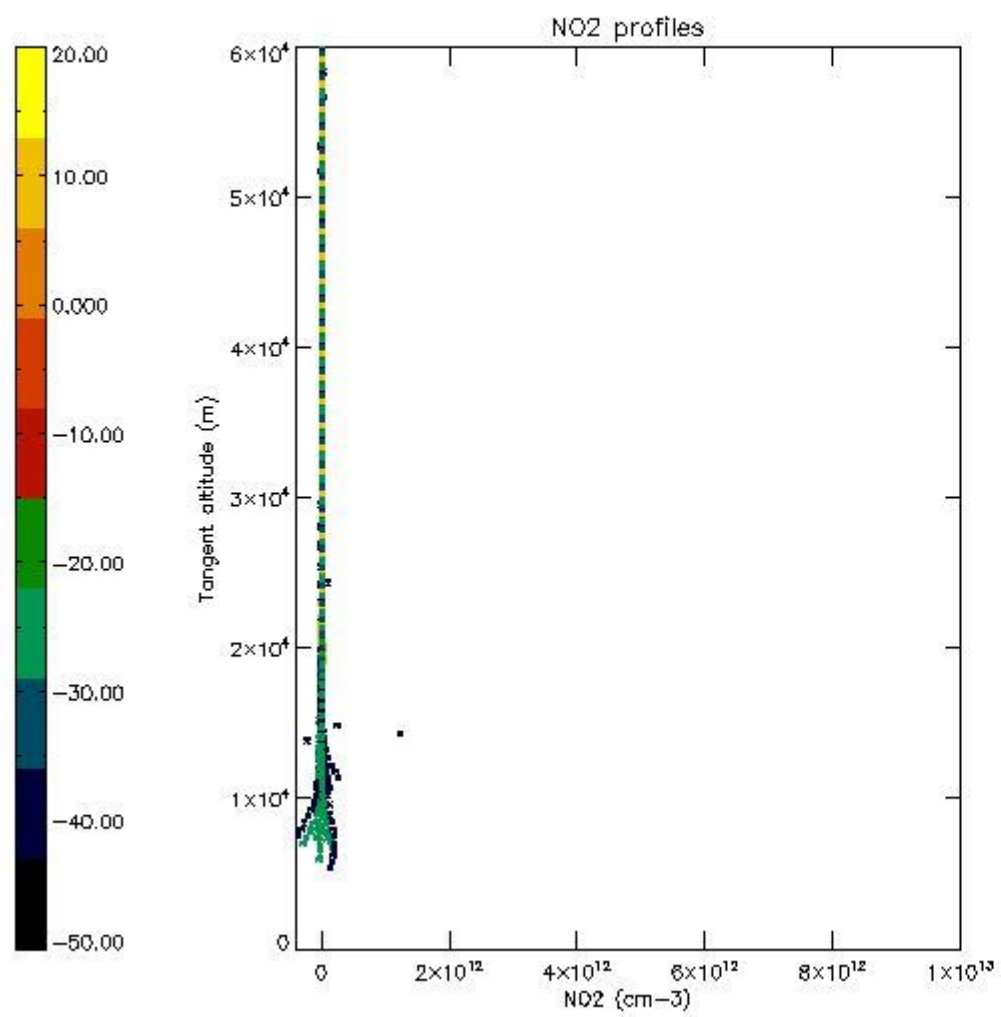
5.5 Plot ozone profiles where STD < 5% (dark without errors)

The colorbar represents the latitude.



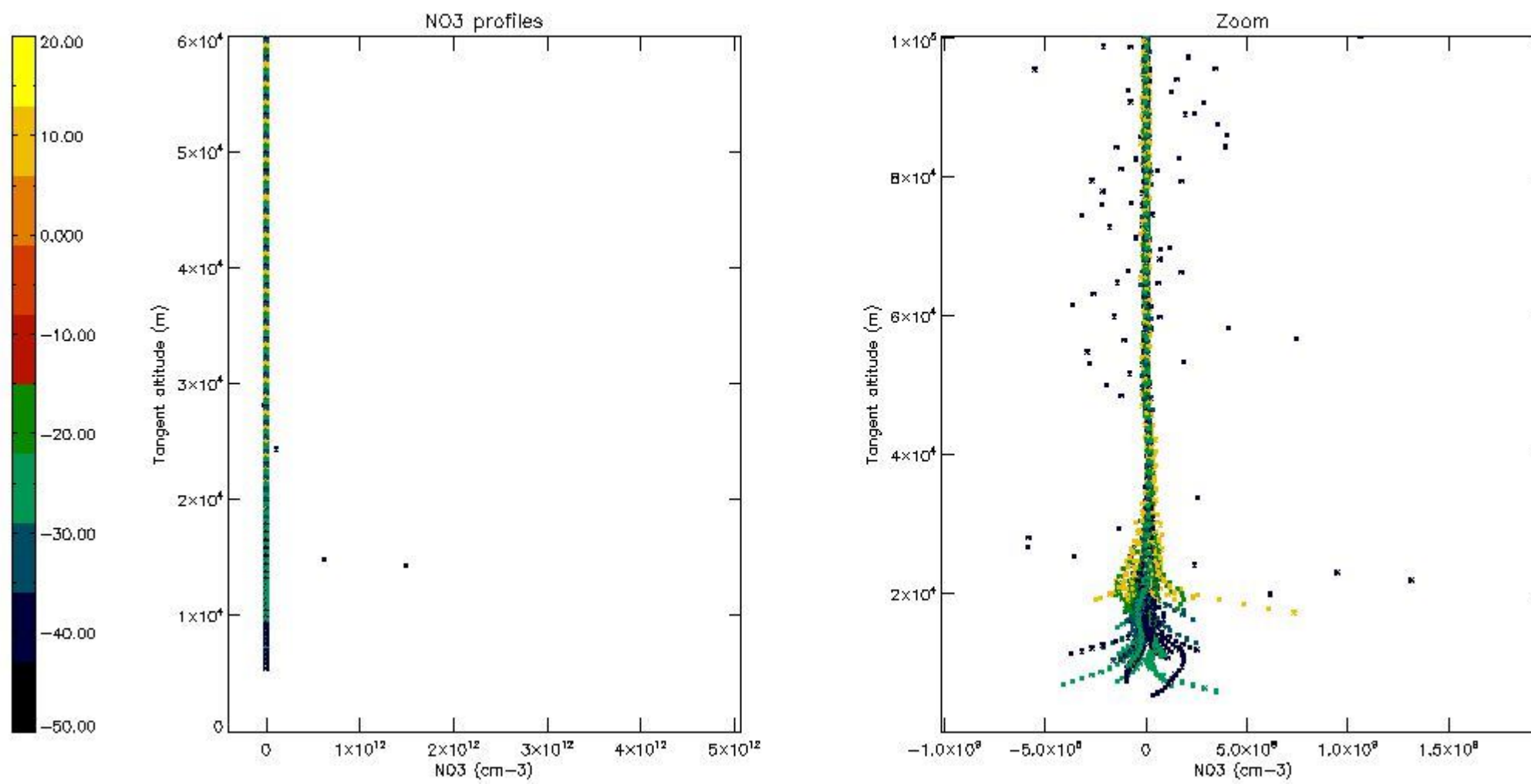
5.6 Plot NO₂ profiles for all STD (dark without errors)

The colorbar represents the latitude.



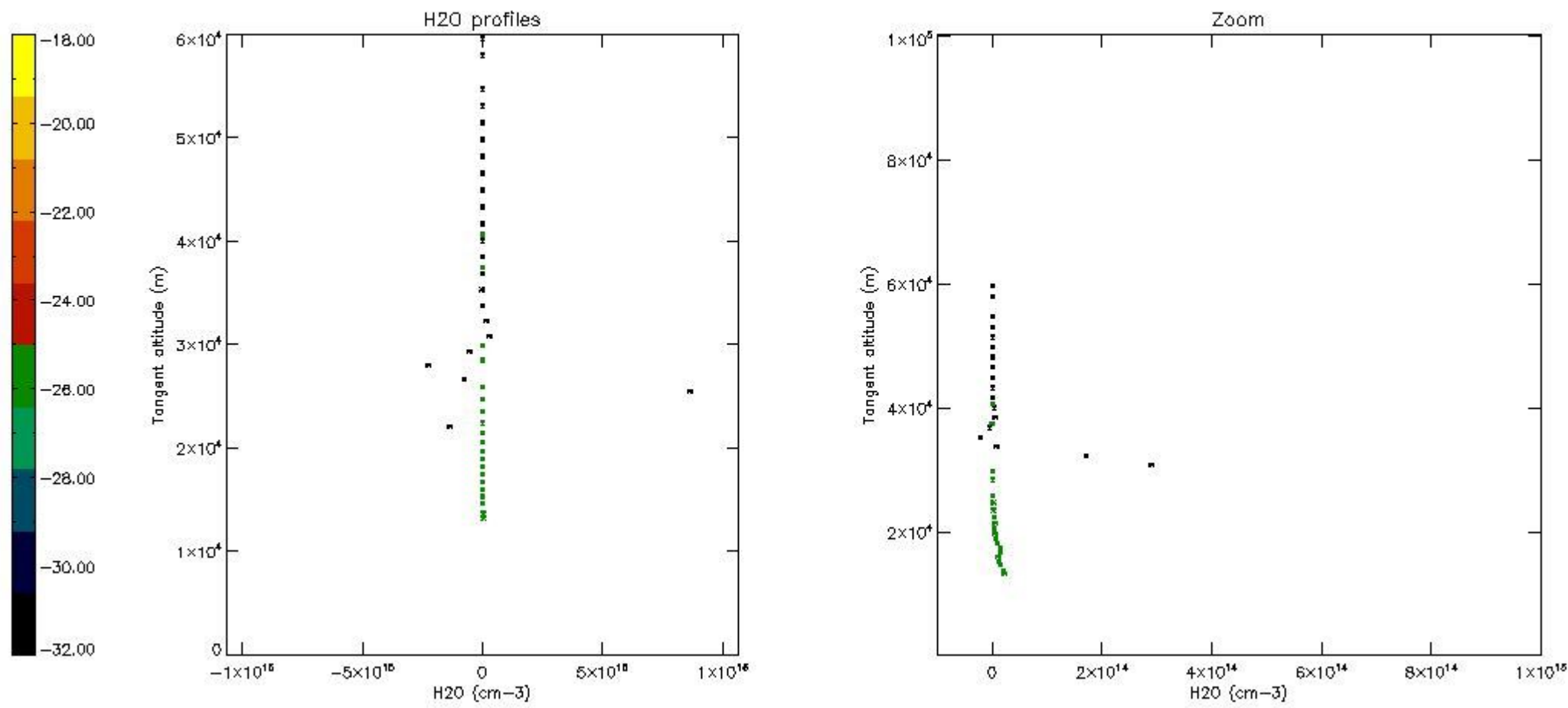
5.7 Plot NO3 profiles for all STD (dark without errors)

The colorbar represents the latitude.



5.8 Plot H₂O profiles for all STD (only for occultations of stars 1,2,3,4,13,14,16,26,63 dark without errors)

The colorbar represents the latitude.



6. Auxiliary Data Files used for the production reported in section 2

The number reported in the third column indicates since which file (see list in section 2) the corresponding auxiliary file has been used. The fourth column is the date of those product files.

Type	Auxiliary Filename	Used since product	Used since product date
INST_PHYS_CHARACTERISTICS	GOM_INS_AXVIEC20091111_143220_20030716_120000_20500101_000000	1	25-SEP-2005 00:08:19
LEVEL-2_PROC_CONFIG	GOM_PR2_AXVIEC20091111_152718_20020301_000000_20500101_000000	1	25-SEP-2005 00:08:19
CROSS_SECTIONS_FILE	GOM_CRS_AXVIEC20091111_154832_20020301_000000_20500101_000000	1	25-SEP-2005 00:08:19

GOMOS Level 2 Daily Report

SUMMARY

[1. General Info](#)

[2. Summary of processed GOM_NL_2P products](#)

[3. Level 2 Quality information per product](#)

[3.1 Plot of level 2 quality information per product \(time dependant\)](#)

[3.2 Plot of level 2 quality information per product \(world map\)](#)

[4. Level 1 Quality information per product \(stored on level 2 products\)](#)

[4.1 Plot of level 1 quality information per product \(time dependant\)](#)

[4.1.1 Plot of level 1 quality information per product \(time dependant\): ASCENDING](#)

[4.1.2 Plot of level 1 quality information per product \(time dependant\): DESCENDING](#)

[4.2 Plot of level 1 quality information per product \(world map\)](#)

[4.2.1 Plot of level 1 quality information per product \(world map\): ASCENDING](#)

[4.2.2 Plot of level 1 quality information per product \(world map\): DESCENDING](#)

[5. Ozone profiles based on quality statistics and other trace gas profiles](#)

[5.1 Ozone statistics based on quality of products](#)

[5.2 Plot ozone profiles for all STD \(dark without errors\)](#)

[5.3 Plot ozone profiles where STD < 20% \(dark without errors\)](#)

[5.4. Plot ozone profiles where STD < 10% \(dark without errors\)](#)

[5.5. Plot ozone profiles where STD < 5% \(dark without errors\)](#)

[5.6 Plot NO2 profiles for all STD \(dark without errors\)](#)

[5.7 Plot NO3 profiles for all STD \(dark without errors\)](#)

[5.8 Plot H2O profiles \(only for occultations of stars 1,2,3,4,13,14,16,26,63 dark without errors\) for all STD](#)

[6. Auxiliary Data Files used for the production reported in section 2](#)

This report presents the daily analysis on parameters extracted from GOMOS level 2 data (GOM_NL__2P). It is intended to monitor some important parameters that will impact the quality of these products. A list of level 2 products (and content) that have arrived during the reporting day to the PCF is also given.

Item	Value
Time of report generation	18APR2013 11:11:35
Data source version	GOMOS/6.01
Start time of products	25-09-2005 (25SEP2005 00:00:00)
Stop time of products	26-09-2005 (26SEP2005 00:00:00)
Store outputs in DB	Yes
Nb of level 2 prods	207
Nb of prods with errors	0

2. Summary of processed GOM_NL__2P products.

Nr	Filename	UTC Start time	Limb	Duration	Star Id	Star Name	Star Mag	Star Temp	Nb Meas	Orbit	Prod. error
1	GOM_NL__2PRFIN20050925_000819_000000432041_00073_18664_7063.N1	25-SEP-2005 00:08:19	Twilight	42.500	48	30Alp Hya	1.9770	4100.0	85	18664	No
2	GOM_NL__2PRFIN20050925_001801_000000422041_00073_18664_7064.N1	25-SEP-2005 00:18:01	Dark	42.000	65	Lam Vel	2.2040	4400.0	84	18664	No
3	GOM_NL__2PRFIN20050925_002119_000000392041_00073_18664_7065.N1	25-SEP-2005 00:21:19	Dark	39.000	46	Del Vel	1.9540	10600.	78	18664	No
4	GOM_NL__2PRFIN20050925_002254_000000422041_00073_18664_7066.N1	25-SEP-2005 00:22:54	Dark	42.000	41	Eps Car	1.8600	4100.0	84	18664	No
5	GOM_NL__2PRFIN20050925_002451_000000412041_00074_18665_7050.N1	25-SEP-2005 00:24:51	Dark	40.500	29	Bet Car	1.6720	10200.	81	18665	No
6	GOM_NL__2PRFIN20050925_003316_000000372041_00074_18665_7051.N1	25-SEP-2005 00:33:16	Dark	37.000	135	Bet Hyi	2.8200	5800.0	74	18665	No
7	GOM_NL__2PRFIN20050925_004229_000000402041_00074_18665_7052.N1	25-SEP-2005 00:42:29	Straylight	39.500	31	Alp Gru	1.7340	15200.	79	18665	No
8	GOM_NL__2PRFIN20050925_004649_000000442041_00074_18665_7053.N1	25-SEP-2005 00:46:49	Straylight	44.000	18	24Alp PsA	1.1660	9700.0	88	18665	No
9	GOM_NL__2PRFIN20050925_005120_000000422041_00074_18665_7054.N1	25-SEP-2005 00:51:20	Twilight_and_stray	42.000	142	49Del Cap	2.8500	8900.0	84	18665	No
10	GOM_NL__2PRFIN20050925_005529_000000372041_00074_18665_7055.N1	25-SEP-2005 00:55:29	Bright	37.000	162	34Alp Aqr	2.9440	5350.0	74	18665	No
11	GOM_NL__2PRFIN20050925_005834_000000382041_00074_18665_7056.N1	25-SEP-2005 00:58:34	Bright	38.000	61	8Eps Peg	2.1000	3900.0	76	18665	No
12	GOM_NL__2PRFIN20050925_010914_000000342041_00074_18665_7057.N1	25-SEP-2005 01:09:14	Bright	34.000	19	50Alp Cyg	1.2460	10500.	68	18665	No
13	GOM_NL__2PRFIN20050925_011309_000000362041_00074_18665_7058.N1	25-SEP-2005 01:13:09	Bright	35.500	89	5Alp Cep	2.4510	8000.0	71	18665	No
14	GOM_NL__2PRFIN20050925_012211_000000382041_00074_18665_7059.N1	25-SEP-2005 01:22:11	Bright	37.500	60	7Bet UMi	2.0810	3950.0	75	18665	No
15	GOM_NL__2PRFIN20050925_012818_000000372041_00074_18665_7060.N1	25-SEP-2005 01:28:18	Bright	37.000	36	50Alp UMa	1.8000	6300.0	74	18665	No
16	GOM_NL__2PRFIN20050925_012947_000000332041_00074_18665_7061.N1	25-SEP-2005 01:29:47	Bright	33.000	82	48Bet UMa	2.3650	10600.	66	18665	No
17	GOM_NL__2PRFIN20050925_013256_000000432041_00074_18665_7062.N1	25-SEP-2005 01:32:56	Bright	42.500	174	52Psi UMa	3.0040	4400.0	85	18665	No
18	GOM_NL__2PRFIN20050925_014855_000000412041_00074_18665_7063.N1	25-SEP-2005 01:48:55	Twilight	41.000	48	30Alp Hya	1.9770	4100.0	82	18665	No
19	GOM_NL__2PRFIN20050925_015837_000000452041_00074_18665_7064.N1	25-SEP-2005 01:58:37	Dark	44.500	65	Lam Vel	2.2040	4400.0	89	18665	No
20	GOM_NL__2PRFIN20050925_020155_000000382041_00074_18665_7065.N1	25-SEP-2005 02:01:55	Dark	38.000	46	Del Vel	1.9540	10600.	76	18665	No
21	GOM_NL__2PRFIN20050925_020330_000000412041_00074_18665_7066.N1	25-SEP-2005 02:03:30	Dark	40.500	41	Eps Car	1.8600	4100.0	81	18665	No
22	GOM_NL__2PRFIN20050925_020527_000000372041_00075_18666_7050.N1	25-SEP-2005 02:05:27	Dark	37.000	29	Bet Car	1.6720	10200.	74	18666	No
23	GOM_NL__2PRFIN20050925_021352_000000372041_00075_18666_7051.N1	25-SEP-2005 02:13:52	Dark	36.500	135	Bet Hyi	2.8200	5800.0	73	18666	No
24	GOM_NL__2PRFIN20050925_022250_000000442041_00075_18666_7052.N1	25-SEP-2005 02:22:50	Straylight	43.500	63	Bet Gru	2.1500	2800.0	87	18666	No
25	GOM_NL__2PRFIN20050925_022726_000000432041_00075_18666_7053.N1	25-SEP-2005 02:27:26	Straylight	43.000	18	24Alp PsA	1.1660	9700.0	86	18666	No
26	GOM_NL__2PRFIN20050925_023156_000000422041_00075_18666_7054.N1	25-SEP-2005 02:31:56	Twilight_and_stray	41.500	142	49Del Cap	2.8500	8900.0	83	18666	No
27	GOM_NL__2PRFIN20050925_023605_000000382041_00075_18666_7055.N1	25-SEP-2005 02:36:05	Bright	38.000	162	34Alp Aqr	2.9440	5350.0	76	18666	No
28	GOM_NL__2PRFIN20050925_023910_000000392041_00075_18666_7056.N1	25-SEP-2005 02:39:10	Bright	38.500	61	8Eps Peg	2.1000	3900.0	77	18666	No
29	GOM_NL__2PRFIN20050925_024950_000000352041_00075_18666_7057.N1	25-SEP-2005 02:49:50	Bright	35.000	19	50Alp Cyg	1.2460	10500.	70	18666	No
30	GOM_NL__2PRFIN20050925_025345_000000352041_00075_18666_7058.N1	25-SEP-2005 02:53:45	Bright	35.000	89	5Alp Cep	2.4510	8000.0	70	18666	No
31	GOM_NL__2PRFIN20050925_030247_000000372041_00075_18666_7059.N1	25-SEP-2005 03:02:47	Bright	36.500	60	7Bet UMi	2.0810	3950.0	73	18666	No
32	GOM_NL__2PRFIN20050925_030854_000000372041_00075_18666_7060.N1	25-SEP-2005 03:08:54	Bright	36.500	36	50Alp UMa	1.8000	6300.0	73	18666	No
33	GOM_NL__2PRFIN20050925_031023_000000522041_00075_18666_7061.N1	25-SEP-2005 03:10:23	Bright	52.000	82	48Bet UMa	2.3650	10600.	104	18666	No
34	GOM_NL__2PRFIN20050925_031332_000000332041_00075_18666_7062.N1	25-SEP-2005 03:13:32	Bright	33.000	174	52Psi UMa	3.0040	4400.0	66	18666	No
35	GOM_NL__2PRFIN20050925_032932_000000392041_00075_18666_7063.N1	25-SEP-2005 03:29:32	Twilight	39.000	48	30Alp Hya	1.9770	4100.0	78	18666	No
36	GOM_NL__2PRFIN20050925_033913_000000392041_00075_18666_7064.N1	25-SEP-2005 03:39:13	Dark	39.000	65	Lam Vel	2.2040	4400.0	78	18666	No
37	GOM_NL__2PRFIN20050925_034232_000000422041_00075_18666_7065.N1	25-SEP-2005 03:42:32	Dark	41.500	46	Del Vel	1.9540	10600.	83	18666	No
38	GOM_NL__2PRFIN20050925_034406_000000492041_00075_18666_7066.N1	25-SEP-2005 03:44:06	Dark	49.000	41	Eps Car	1.8600	4100.0	98	18666	No
39	GOM_NL__2PRFIN20050925_034604_000000402041_00076_18667_7050.N1	25-SEP-2005 03:46:04	Dark	39.500	29	Bet Car	1.6720	10200.	79	18667	No
40	GOM_NL__2PRFIN20050925_035428_000000362041_00076_18667_7051.N1	25-SEP-2005 03:54:28	Dark	35.500	135	Bet Hyi	2.8200	5800.0	71	18667	No
41	GOM_NL__2PRFIN20050925_040326_000000412041_00076_18667_7052.N1	25-SEP-2005 04:03:26	Straylight	41.000	63	Bet Gru	2.1500	2800.0	82	18667	No
42	GOM_NL__2PRFIN20050925_040802_000000482041_00076_18667_7053.N1	25-SEP-2005 04:08:02	Straylight	48.000	18	24Alp PsA	1.1660	9700.0	96	18667	No

43	GOM_NL__2PRFIN20050925_041232_000000412041_00076_18667_7054.N1	25-SEP-2005 04:12:32	Twilight	41.000	142	49Del Cap	2.8500	8900.0	82	18667	No
44	GOM_NL__2PRFIN20050925_041641_000000362041_00076_18667_7055.N1	25-SEP-2005 04:16:41	Bright	36.000	162	34Alp Aqr	2.9440	5350.0	72	18667	No
45	GOM_NL__2PRFIN20050925_041947_000000392041_00076_18667_7056.N1	25-SEP-2005 04:19:47	Bright	38.500	61	8Eps Peg	2.1000	3900.0	77	18667	No
46	GOM_NL__2PRFIN20050925_043027_000000362041_00076_18667_7057.N1	25-SEP-2005 04:30:27	Bright	35.500	19	50Alp Cyg	1.2460	10500.	71	18667	No
47	GOM_NL__2PRFIN20050925_043421_000000352041_00076_18667_7058.N1	25-SEP-2005 04:34:21	Bright	35.000	89	5Alp Cep	2.4510	8000.0	70	18667	No
48	GOM_NL__2PRFIN20050925_044324_000000372041_00076_18667_7059.N1	25-SEP-2005 04:43:24	Bright	36.500	60	7Bet UMi	2.0810	3950.0	73	18667	No
49	GOM_NL__2PRFIN20050925_044930_000000362041_00076_18667_7060.N1	25-SEP-2005 04:49:30	Bright	35.500	36	50Alp UMa	1.8000	6300.0	71	18667	No
50	GOM_NL__2PRFIN20050925_045059_000000522041_00076_18667_7061.N1	25-SEP-2005 04:50:59	Bright	52.000	82	48Bet UMa	2.3650	10600.	104	18667	No
51	GOM_NL__2PRFIN20050925_045409_000000352041_00076_18667_7062.N1	25-SEP-2005 04:54:09	Bright	34.500	174	52Psi UMa	3.0040	4400.0	69	18667	No
52	GOM_NL__2PRFIN20050925_051008_000000372041_00076_18667_7063.N1	25-SEP-2005 05:10:08	Twilight	37.000	48	30Alp Hya	1.9770	4100.0	74	18667	No
53	GOM_NL__2PRFIN20050925_051949_000000452041_00076_18667_7064.N1	25-SEP-2005 05:19:49	Dark	44.500	65	Lam Vel	2.2040	4400.0	89	18667	No
54	GOM_NL__2PRFIN20050925_052308_000000402041_00076_18667_7065.N1	25-SEP-2005 05:23:08	Dark	39.500	46	Del Vel	1.9540	10600.	79	18667	No
55	GOM_NL__2PRFIN20050925_052443_000000392041_00076_18667_7066.N1	25-SEP-2005 05:24:43	Dark	38.500	41	Eps Car	1.8600	4100.0	77	18667	No
56	GOM_NL__2PRFIN20050925_052640_000000382041_00077_18668_7050.N1	25-SEP-2005 05:26:40	Dark	37.500	29	Bet Car	1.6720	10200.	75	18668	No
57	GOM_NL__2PRFIN20050925_053504_000000372041_00077_18668_7051.N1	25-SEP-2005 05:35:04	Dark	36.500	135	Bet Hyi	2.8200	5800.0	73	18668	No
58	GOM_NL__2PRFIN20050925_054402_000000522041_00077_18668_7052.N1	25-SEP-2005 05:44:02	Straylight	51.500	63	Bet Gru	2.1500	2800.0	103	18668	No
59	GOM_NL__2PRFIN20050925_054838_000000432041_00077_18668_7053.N1	25-SEP-2005 05:48:38	Straylight	43.000	18	24Alp PsA	1.1660	9700.0	86	18668	No
60	GOM_NL__2PRFIN20050925_055717_000000372041_00077_18668_7054.N1	25-SEP-2005 05:57:17	Bright	36.500	162	34Alp Aqr	2.9440	5350.0	73	18668	No
61	GOM_NL__2PRFIN20050925_060023_000000372041_00077_18668_7055.N1	25-SEP-2005 06:00:23	Bright	37.000	61	8Eps Peg	2.1000	3900.0	74	18668	No
62	GOM_NL__2PRFIN20050925_061103_000000382041_00077_18668_7056.N1	25-SEP-2005 06:11:03	Bright	37.500	19	50Alp Cyg	1.2460	10500.	75	18668	No
63	GOM_NL__2PRFIN20050925_061457_000000362041_00077_18668_7057.N1	25-SEP-2005 06:14:57	Bright	35.500	89	5Alp Cep	2.4510	8000.0	71	18668	No
64	GOM_NL__2PRFIN20050925_062400_000000362041_00077_18668_7058.N1	25-SEP-2005 06:24:00	Bright	35.500	60	7Bet UMi	2.0810	3950.0	71	18668	No
65	GOM_NL__2PRFIN20050925_063006_000000372041_00077_18668_7059.N1	25-SEP-2005 06:30:06	Bright	37.000	36	50Alp UMa	1.8000	6300.0	74	18668	No
66	GOM_NL__2PRFIN20050925_063135_000000342041_00077_18668_7060.N1	25-SEP-2005 06:31:35	Bright	33.500	82	48Bet UMa	2.3650	10600.	67	18668	No
67	GOM_NL__2PRFIN20050925_063445_000000332041_00077_18668_7061.N1	25-SEP-2005 06:34:45	Bright	33.000	174	52Psi UMa	3.0040	4400.0	66	18668	No
68	GOM_NL__2PRFIN20050925_065044_000000192041_00077_18668_7062.N1	25-SEP-2005 06:50:44	Twilight	19.000	48	30Alp Hya	1.9770	4100.0	38	18668	No
69	GOM_NL__2PRFIN20050925_070026_000000442041_00077_18668_7063.N1	25-SEP-2005 07:00:26	Dark	44.000	65	Lam Vel	2.2040	4400.0	88	18668	No
70	GOM_NL__2PRFIN20050925_070344_000000402041_00077_18668_7064.N1	25-SEP-2005 07:03:44	Dark	40.000	46	Del Vel	1.9540	10600.	80	18668	No
71	GOM_NL__2PRFIN20050925_070519_000000442041_00077_18668_7065.N1	25-SEP-2005 07:05:19	Dark	43.500	41	Eps Car	1.8600	4100.0	87	18668	No
72	GOM_NL__2PRFIN20050925_070716_000000382041_00078_18669_7050.N1	25-SEP-2005 07:07:16	Dark	38.000	29	Bet Car	1.6720	10200.	76	18669	No
73	GOM_NL__2PRFIN20050925_071540_000000372041_00078_18669_7051.N1	25-SEP-2005 07:15:40	Dark	37.000	135	Bet Hyi	2.8200	5800.0	74	18669	No
74	GOM_NL__2PRFIN20050925_072438_000000442041_00078_18669_7052.N1	25-SEP-2005 07:24:38	Straylight	44.000	63	Bet Gru	2.1500	2800.0	88	18669	No
75	GOM_NL__2PRFIN20050925_072914_000000432041_00078_18669_7053.N1	25-SEP-2005 07:29:14	Straylight	42.500	18	24Alp PsA	1.1660	9700.0	85	18669	No
76	GOM_NL__2PRFIN20050925_073754_000000372041_00078_18669_7054.N1	25-SEP-2005 07:37:54	Bright	37.000	162	34Alp Aqr	2.9440	5350.0	74	18669	No
77	GOM_NL__2PRFIN20050925_074059_000000392041_00078_18669_7055.N1	25-SEP-2005 07:40:59	Bright	38.500	61	8Eps Peg	2.1000	3900.0	77	18669	No
78	GOM_NL__2PRFIN20050925_075140_000000382041_00078_18669_7056.N1	25-SEP-2005 07:51:40	Bright	38.000	19	50Alp Cyg	1.2460	10500.	76	18669	No
79	GOM_NL__2PRFIN20050925_075533_000000372041_00078_18669_7057.N1	25-SEP-2005 07:55:33	Bright	36.500	89	5Alp Cep	2.4510	8000.0	73	18669	No
80	GOM_NL__2PRFIN20050925_080436_000000372041_00078_18669_7058.N1	25-SEP-2005 08:04:36	Bright	37.000	60	7Bet UMi	2.0810	3950.0	74	18669	No
81	GOM_NL__2PRFIN20050925_081042_000000342041_00078_18669_7059.N1	25-SEP-2005 08:10:42	Bright	33.500	36	50Alp UMa	1.8000	6300.0	67	18669	No
82	GOM_NL__2PRFIN20050925_081211_000000342041_00078_18669_7060.N1	25-SEP-2005 08:12:11	Bright	33.500	82	48Bet UMa	2.3650	10600.	67	18669	No
83	GOM_NL__2PRFIN20050925_081521_000000342041_00078_18669_7061.N1	25-SEP-2005 08:15:21	Bright	34.000	174	52Psi UMa	3.0040	4400.0	68	18669	No
84	GOM_NL__2PRFIN20050925_083121_000000192041_00078_18669_7062.N1	25-SEP-2005 08:31:21	Twilight	19.000	48	30Alp Hya	1.9770	4100.0	38	18669	No
85	GOM_NL__2PRFIN20050925_084102_000000432041_00078_18669_7063.N1	25-SEP-2005 08:41:02	Dark	43.000	65	Lam Vel	2.2040	4400.0	86	18669	No
86	GOM_NL__2PRFIN20050925_084421_000000382041_00078_18669_7064.N1	25-SEP-2005 08:44:21	Dark	38.000	46	Del Vel	1.9540	10600.	76	18669	No
87	GOM_NL__2PRFIN20050925_084555_000000472041_00078_18669_7065.N1	25-SEP-2005 08:45:55	Dark	47.000	41	Eps Car	1.8600	4100.0	94	18669	No
88	GOM_NL__2PRFIN20050925_084752_000000372041_00079_18670_7050.N1	25-SEP-2005 08:47:52	Dark	37.000	29	Bet Car	1.6720	10200.	74	18670	No
89	GOM_NL__2PRFIN20050925_085617_000000362041_00079_18670_7051.N1	25-SEP-2005 08:56:17	Dark	36.000	135	Bet Hyi	2.8200	5800.0	72	18670	No
90	GOM_NL__2PRFIN20050925_090514_000000422041_00079_18670_7052.N1	25-SEP-2005 09:05:14	Straylight	42.000	63	Bet Gru	2.1500	2800.0	84	18670	No
91	GOM_NL__2PRFIN20050925_090950_000000422041_00079_18670_7053.N1	25-SEP-2005 09:09:50	Straylight	42.000	18	24Alp PsA	1.1660	9700.0	84	18670	No
92	GOM_NL__2PRFIN20050925_091830_000000372041_00079_18670_7054.N1	25-SEP-2005 09:18:30	Bright	36.500	162	34Alp Aqr	2.9440	5350.0	73	18670	No
93	GOM_NL__2PRFIN20050925_092135_000000382041_00079_18670_7055.N1	25-SEP-2005 09:21:35	Bright	38.000	61	8Eps Peg	2.1000	3900.0	76	18670	No
94	GOM_NL__2PRFIN20050925_093216_000000362041_00079_18670_7056.N1	25-SEP-2005 09:32:16	Bright	36.000	19	50Alp Cyg	1.2460	10500.	72	18670	No
95	GOM_NL__2PRFIN20050925_093609_000000362041_00079_18670_7057.N1	25-SEP-2005 09:36:09	Bright	35.500	89	5Alp Cep	2.4510	8000.0	71	18670	No
96	GOM_NL__2PRFIN20050925_094512_000000342041_00079_18670_7058.N1	25-SEP-2005 09:45:12	Bright	34.000	60	7Bet UMi	2.0810	3950.0	68	18670	No
97	GOM_NL__2PRFIN20050925_095119_000000342041_00079_18670_7059.N1	25-SEP-2005 09:51:19	Bright	33.500	36	50Alp UMa	1.8000	6300.0	67	18670	No
98	GOM_NL__2PRFIN20050925_095247_000000422041_00079_18670_7060.N1	25-SEP-2005 09:52:47	Bright	42.000	82	48Bet UMa	2.3650	10600.	84	18670	No
99	GOM_NL__2PRFIN20050925_095557_000000512041_00079_18670_7061.N1	25-SEP-2005 09:55:57	Bright	51.000	174	52Psi UMa	3.0040	4400.0	102	18670	No
100	GOM_NL__2PRFIN20050925_102138_000000432041_00079_18670_7062.N1	25-SEP-2005 10:21:38	Dark	42.500	65	Lam Vel	2.2040	4400.0	85	18670	No
101	GOM_NL__2PRFIN20050925_102457_000000422041_00079_18670_7063.N1	25-SEP-2005 10:24:57	Dark	42.000	46	Del Vel	1.9540	10600.	84	18670	No

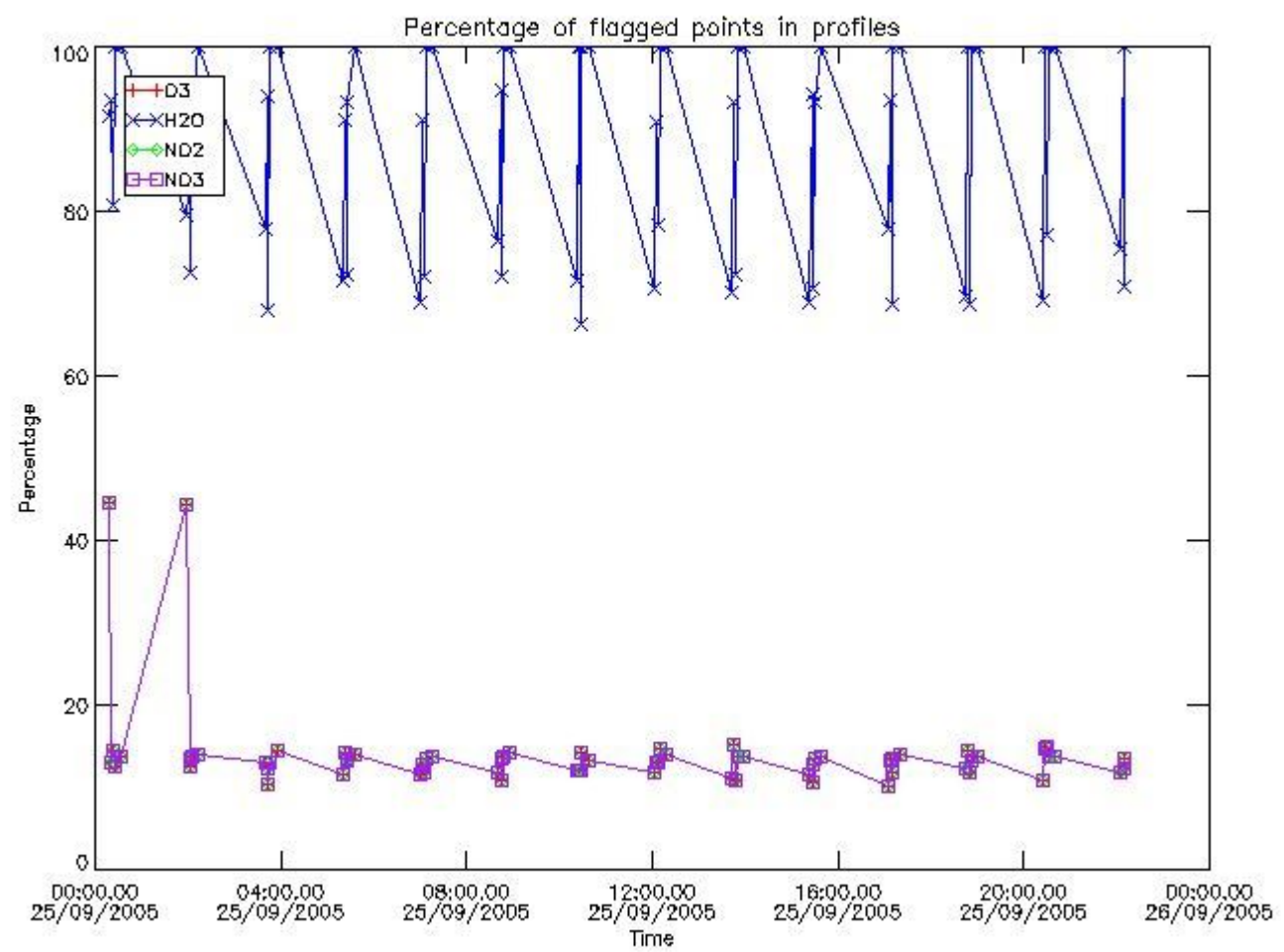
102	GOM_NL__2PRFIN20050925_102631_000000422041_00079_18670_7064.N1	25-SEP-2005 10:26:31	Dark	42.000	41	Eps Car	1.8600	4100.0	84	18670	No
103	GOM_NL__2PRFIN20050925_102828_000000362041_00080_18671_7050.N1	25-SEP-2005 10:28:28	Dark	36.000	29	Bet Car	1.6720	10200.	72	18671	No
104	GOM_NL__2PRFIN20050925_103652_000000392041_00080_18671_7051.N1	25-SEP-2005 10:36:52	Dark	38.500	135	Bet Hyi	2.8200	5800.0	77	18671	No
105	GOM_NL__2PRFIN20050925_104550_000000412041_00080_18671_7052.N1	25-SEP-2005 10:45:50	Straylight	41.000	63	Bet Gru	2.1500	2800.0	82	18671	No
106	GOM_NL__2PRFIN20050925_105026_000000432041_00080_18671_7053.N1	25-SEP-2005 10:50:26	Straylight	42.500	18	24Alp PsA	1.1660	9700.0	85	18671	No
107	GOM_NL__2PRFIN20050925_105906_000000372041_00080_18671_7054.N1	25-SEP-2005 10:59:06	Bright	37.000	162	34Alp Aqr	2.9440	5350.0	74	18671	No
108	GOM_NL__2PRFIN20050925_110211_000000392041_00080_18671_7055.N1	25-SEP-2005 11:02:11	Bright	38.500	61	8Eps Peg	2.1000	3900.0	77	18671	No
109	GOM_NL__2PRFIN20050925_111252_000000382041_00080_18671_7056.N1	25-SEP-2005 11:12:52	Bright	38.000	19	50Alp Cyg	1.2460	10500.	76	18671	No
110	GOM_NL__2PRFIN20050925_111645_000000362041_00080_18671_7057.N1	25-SEP-2005 11:16:45	Bright	35.500	89	5Alp Cep	2.4510	8000.0	71	18671	No
111	GOM_NL__2PRFIN20050925_112548_000000372041_00080_18671_7058.N1	25-SEP-2005 11:25:48	Bright	36.500	60	7Bet UMi	2.0810	3950.0	73	18671	No
112	GOM_NL__2PRFIN20050925_113155_000000352041_00080_18671_7059.N1	25-SEP-2005 11:31:55	Bright	35.000	36	50Alp UMa	1.8000	6300.0	70	18671	No
113	GOM_NL__2PRFIN20050925_113324_000000342041_00080_18671_7060.N1	25-SEP-2005 11:33:24	Bright	33.500	82	48Bet UMa	2.3650	10600.	67	18671	No
114	GOM_NL__2PRFIN20050925_113633_000000332041_00080_18671_7061.N1	25-SEP-2005 11:36:33	Bright	32.500	174	52Psi UMa	3.0040	4400.0	65	18671	No
115	GOM_NL__2PRFIN20050925_120214_000000432041_00080_18671_7062.N1	25-SEP-2005 12:02:14	Dark	43.000	65	Lam Vel	2.2040	4400.0	86	18671	No
116	GOM_NL__2PRFIN20050925_120533_000000392041_00080_18671_7063.N1	25-SEP-2005 12:05:33	Dark	39.000	46	Del Vel	1.9540	10600.	78	18671	No
117	GOM_NL__2PRFIN20050925_120708_000000402041_00080_18671_7064.N1	25-SEP-2005 12:07:08	Dark	39.500	41	Eps Car	1.8600	4100.0	79	18671	No
118	GOM_NL__2PRFIN20050925_120904_000000382041_00081_18672_7070.N1	25-SEP-2005 12:09:04	Dark	38.000	29	Bet Car	1.6720	10200.	76	18672	No
119	GOM_NL__2PRFIN20050925_121728_000000372041_00081_18672_7071.N1	25-SEP-2005 12:17:28	Dark	36.500	135	Bet Hyi	2.8200	5800.0	73	18672	No
120	GOM_NL__2PRFIN20050925_122626_000000442041_00081_18672_7072.N1	25-SEP-2005 12:26:26	Straylight	44.000	63	Bet Gru	2.1500	2800.0	88	18672	No
121	GOM_NL__2PRFIN20050925_123102_000000432041_00081_18672_7073.N1	25-SEP-2005 12:31:02	Straylight	43.000	18	24Alp PsA	1.1660	9700.0	86	18672	No
122	GOM_NL__2PRFIN20050925_123942_000000382041_00081_18672_7074.N1	25-SEP-2005 12:39:42	Bright	37.500	162	34Alp Aqr	2.9440	5350.0	75	18672	No
123	GOM_NL__2PRFIN20050925_124248_000000382041_00081_18672_7075.N1	25-SEP-2005 12:42:48	Bright	38.000	61	8Eps Peg	2.1000	3900.0	76	18672	No
124	GOM_NL__2PRFIN20050925_125329_000000392041_00081_18672_7076.N1	25-SEP-2005 12:53:29	Bright	38.500	19	50Alp Cyg	1.2460	10500.	77	18672	No
125	GOM_NL__2PRFIN20050925_125721_000000362041_00081_18672_7077.N1	25-SEP-2005 12:57:21	Bright	36.000	89	5Alp Cep	2.4510	8000.0	72	18672	No
126	GOM_NL__2PRFIN20050925_130625_000000332041_00081_18672_7078.N1	25-SEP-2005 13:06:25	Bright	33.000	60	7Bet UMi	2.0810	3950.0	66	18672	No
127	GOM_NL__2PRFIN20050925_131231_000000342041_00081_18672_7079.N1	25-SEP-2005 13:12:31	Bright	33.500	36	50Alp UMa	1.8000	6300.0	67	18672	No
128	GOM_NL__2PRFIN20050925_131400_000000322041_00081_18672_7080.N1	25-SEP-2005 13:14:00	Bright	31.500	82	48Bet UMa	2.3650	10600.	63	18672	No
129	GOM_NL__2PRFIN20050925_131709_000000432041_00081_18672_7081.N1	25-SEP-2005 13:17:09	Bright	43.000	174	52Psi UMa	3.0040	4400.0	86	18672	No
130	GOM_NL__2PRFIN20050925_134251_000000462041_00081_18672_7082.N1	25-SEP-2005 13:42:51	Dark	45.500	65	Lam Vel	2.2040	4400.0	91	18672	No
131	GOM_NL__2PRFIN20050925_134609_000000372041_00081_18672_7083.N1	25-SEP-2005 13:46:09	Dark	37.000	46	Del Vel	1.9540	10600.	74	18672	No
132	GOM_NL__2PRFIN20050925_134744_000000482041_00081_18672_7084.N1	25-SEP-2005 13:47:44	Dark	47.500	41	Eps Car	1.8600	4100.0	95	18672	No
133	GOM_NL__2PRFIN20050925_134940_000000372041_00082_18673_7070.N1	25-SEP-2005 13:49:40	Dark	37.000	29	Bet Car	1.6720	10200.	74	18673	No
134	GOM_NL__2PRFIN20050925_135805_000000372041_00082_18673_7071.N1	25-SEP-2005 13:58:05	Dark	37.000	135	Bet Hyi	2.8200	5800.0	74	18673	No
135	GOM_NL__2PRFIN20050925_140703_000000502041_00082_18673_7072.N1	25-SEP-2005 14:07:03	Straylight	50.000	63	Bet Gru	2.1500	2800.0	100	18673	No
136	GOM_NL__2PRFIN20050925_141138_000000432041_00082_18673_7073.N1	25-SEP-2005 14:11:38	Straylight	43.000	18	24Alp PsA	1.1660	9700.0	86	18673	No
137	GOM_NL__2PRFIN20050925_142018_000000382041_00082_18673_7074.N1	25-SEP-2005 14:20:18	Bright	37.500	162	34Alp Aqr	2.9440	5350.0	75	18673	No
138	GOM_NL__2PRFIN20050925_142324_000000392041_00082_18673_7075.N1	25-SEP-2005 14:23:24	Bright	38.500	61	8Eps Peg	2.1000	3900.0	77	18673	No
139	GOM_NL__2PRFIN20050925_143405_000000342041_00082_18673_7076.N1	25-SEP-2005 14:34:05	Bright	34.000	19	50Alp Cyg	1.2460	10500.	68	18673	No
140	GOM_NL__2PRFIN20050925_143757_000000362041_00082_18673_7077.N1	25-SEP-2005 14:37:57	Bright	36.000	89	5Alp Cep	2.4510	8000.0	72	18673	No
141	GOM_NL__2PRFIN20050925_144701_000000372041_00082_18673_7078.N1	25-SEP-2005 14:47:01	Bright	37.000	60	7Bet UMi	2.0810	3950.0	74	18673	No
142	GOM_NL__2PRFIN20050925_145307_000000362041_00082_18673_7079.N1	25-SEP-2005 14:53:07	Bright	35.500	36	50Alp UMa	1.8000	6300.0	71	18673	No
143	GOM_NL__2PRFIN20050925_145436_000000352041_00082_18673_7080.N1	25-SEP-2005 14:54:36	Bright	34.500	82	48Bet UMa	2.3650	10600.	69	18673	No
144	GOM_NL__2PRFIN20050925_145745_000000332041_00082_18673_7081.N1	25-SEP-2005 14:57:45	Bright	32.500	174	52Psi UMa	3.0040	4400.0	65	18673	No
145	GOM_NL__2PRFIN20050925_152327_000000442041_00082_18673_7082.N1	25-SEP-2005 15:23:27	Dark	44.000	65	Lam Vel	2.2040	4400.0	88	18673	No
146	GOM_NL__2PRFIN20050925_152645_000000442041_00082_18673_7083.N1	25-SEP-2005 15:26:45	Dark	44.000	46	Del Vel	1.9540	10600.	88	18673	No
147	GOM_NL__2PRFIN20050925_152820_000000482041_00082_18673_7084.N1	25-SEP-2005 15:28:20	Dark	48.000	41	Eps Car	1.8600	4100.0	96	18673	No
148	GOM_NL__2PRFIN20050925_153016_000000382041_00083_18674_7070.N1	25-SEP-2005 15:30:16	Dark	37.500	29	Bet Car	1.6720	10200.	75	18674	No
149	GOM_NL__2PRFIN20050925_153841_000000372041_00083_18674_7071.N1	25-SEP-2005 15:38:41	Dark	37.000	135	Bet Hyi	2.8200	5800.0	74	18674	No
150	GOM_NL__2PRFIN20050925_154739_000000452041_00083_18674_7072.N1	25-SEP-2005 15:47:39	Straylight	44.500	63	Bet Gru	2.1500	2800.0	89	18674	No
151	GOM_NL__2PRFIN20050925_155215_000000402041_00083_18674_7073.N1	25-SEP-2005 15:52:15	Straylight	39.500	18	24Alp PsA	1.1660	9700.0	79	18674	No
152	GOM_NL__2PRFIN20050925_160054_000000372041_00083_18674_7074.N1	25-SEP-2005 16:00:54	Bright	36.500	162	34Alp Aqr	2.9440	5350.0	73	18674	No
153	GOM_NL__2PRFIN20050925_160400_000000372041_00083_18674_7075.N1	25-SEP-2005 16:04:00	Bright	36.500	61	8Eps Peg	2.1000	3900.0	73	18674	No
154	GOM_NL__2PRFIN20050925_161441_000000342041_00083_18674_7076.N1	25-SEP-2005 16:14:41	Bright	34.000	19	50Alp Cyg	1.2460	10500.	68	18674	No
155	GOM_NL__2PRFIN20050925_161833_000000362041_00083_18674_7077.N1	25-SEP-2005 16:18:33	Bright	36.000	89	5Alp Cep	2.4510	8000.0	72	18674	No
156	GOM_NL__2PRFIN20050925_162737_000000362041_00083_18674_7078.N1	25-SEP-2005 16:27:37	Bright	35.500	60	7Bet UMi	2.0810	3950.0	71	18674	No
157	GOM_NL__2PRFIN20050925_163343_000000502041_00083_18674_7079.N1	25-SEP-2005 16:33:43	Bright	50.000	36	50Alp UMa	1.8000	6300.0	100	18674	No
158	GOM_NL__2PRFIN20050925_163512_000000342041_00083_18674_7080.N1	25-SEP-2005 16:35:12	Bright	33.500	82	48Bet UMa	2.3650	10600.	67	18674	No
159	GOM_NL__2PRFIN20050925_163822_000000522041_00083_18674_7081.N1	25-SEP-2005 16:38:22	Bright	52.000	174	52Psi UMa	3.0040	4400.0	104	18674	No
160	GOM_NL__2PRFIN20050925_170403_000000502041_00083_18674_7082.N1	25-SEP-2005 17:04:03	Dark	50.000	65	Lam Vel	2.2040	4400.0	100	18674	No

161	GOM_NL__2PRFIN20050925_170722_000000392041_00083_18674_7083.N1	25-SEP-2005 17:07:22	Dark	38.500	46	Del Vel	1.9540	10600.	77	18674	No
162	GOM_NL__2PRFIN20050925_170856_000000442041_00083_18674_7084.N1	25-SEP-2005 17:08:56	Dark	43.500	41	Eps Car	1.8600	4100.0	87	18674	No
163	GOM_NL__2PRFIN20050925_171052_000000382041_00084_18675_7070.N1	25-SEP-2005 17:10:52	Dark	38.000	29	Bet Car	1.6720	10200.	76	18675	No
164	GOM_NL__2PRFIN20050925_171917_000000362041_00084_18675_7071.N1	25-SEP-2005 17:19:17	Dark	36.000	135	Bet Hyi	2.8200	5800.0	72	18675	No
165	GOM_NL__2PRFIN20050925_172815_000000522041_00084_18675_7072.N1	25-SEP-2005 17:28:15	Straylight	51.500	63	Bet Gru	2.1500	2800.0	103	18675	No
166	GOM_NL__2PRFIN20050925_173251_000000442041_00084_18675_7073.N1	25-SEP-2005 17:32:51	Straylight	43.500	18	24Alp PsA	1.1660	9700.0	87	18675	No
167	GOM_NL__2PRFIN20050925_174130_000000382041_00084_18675_7074.N1	25-SEP-2005 17:41:30	Bright	37.500	162	34Alp Aqr	2.9440	5350.0	75	18675	No
168	GOM_NL__2PRFIN20050925_174436_000000382041_00084_18675_7075.N1	25-SEP-2005 17:44:36	Bright	38.000	61	8Eps Peg	2.1000	3900.0	76	18675	No
169	GOM_NL__2PRFIN20050925_175517_000000382041_00084_18675_7076.N1	25-SEP-2005 17:55:17	Bright	38.000	19	50Alp Cyg	1.2460	10500.	76	18675	No
170	GOM_NL__2PRFIN20050925_175909_000000362041_00084_18675_7077.N1	25-SEP-2005 17:59:09	Bright	36.000	89	5Alp Cep	2.4510	8000.0	72	18675	No
171	GOM_NL__2PRFIN20050925_180813_000000382041_00084_18675_7078.N1	25-SEP-2005 18:08:13	Bright	37.500	60	7Bet UMi	2.0810	3950.0	75	18675	No
172	GOM_NL__2PRFIN20050925_181419_000000372041_00084_18675_7079.N1	25-SEP-2005 18:14:19	Bright	37.000	36	50Alp UMa	1.8000	6300.0	74	18675	No
173	GOM_NL__2PRFIN20050925_181548_000000332041_00084_18675_7080.N1	25-SEP-2005 18:15:48	Bright	33.000	82	48Bet UMa	2.3650	10600.	66	18675	No
174	GOM_NL__2PRFIN20050925_181858_000000522041_00084_18675_7081.N1	25-SEP-2005 18:18:58	Bright	52.000	174	52Psi UMa	3.0040	4400.0	104	18675	No
175	GOM_NL__2PRFIN20050925_184439_000000422041_00084_18675_7082.N1	25-SEP-2005 18:44:39	Dark	41.500	65	Lam Vel	2.2040	4400.0	83	18675	No
176	GOM_NL__2PRFIN20050925_184758_000000392041_00084_18675_7083.N1	25-SEP-2005 18:47:58	Dark	39.000	46	Del Vel	1.9540	10600.	78	18675	No
177	GOM_NL__2PRFIN20050925_184933_000000442041_00084_18675_7084.N1	25-SEP-2005 18:49:33	Dark	43.500	41	Eps Car	1.8600	4100.0	87	18675	No
178	GOM_NL__2PRFIN20050925_185128_000000392041_00085_18676_7070.N1	25-SEP-2005 18:51:28	Dark	38.500	29	Bet Car	1.6720	10200.	77	18676	No
179	GOM_NL__2PRFIN20050925_185953_000000372041_00085_18676_7071.N1	25-SEP-2005 18:59:53	Dark	36.500	135	Bet Hyi	2.8200	5800.0	73	18676	No
180	GOM_NL__2PRFIN20050925_190851_000000452041_00085_18676_7072.N1	25-SEP-2005 19:08:51	Straylight	45.000	63	Bet Gru	2.1500	2800.0	90	18676	No
181	GOM_NL__2PRFIN20050925_191327_000000432041_00085_18676_7073.N1	25-SEP-2005 19:13:27	Straylight	43.000	18	24Alp PsA	1.1660	9700.0	86	18676	No
182	GOM_NL__2PRFIN20050925_192206_000000372041_00085_18676_7074.N1	25-SEP-2005 19:22:06	Bright	37.000	162	34Alp Aqr	2.9440	5350.0	74	18676	No
183	GOM_NL__2PRFIN20050925_192512_000000362041_00085_18676_7075.N1	25-SEP-2005 19:25:12	Bright	36.000	61	8Eps Peg	2.1000	3900.0	72	18676	No
184	GOM_NL__2PRFIN20050925_193554_000000402041_00085_18676_7076.N1	25-SEP-2005 19:35:54	Bright	39.500	19	50Alp Cyg	1.2460	10500.	79	18676	No
185	GOM_NL__2PRFIN20050925_193946_000000362041_00085_18676_7077.N1	25-SEP-2005 19:39:46	Bright	36.000	89	5Alp Cep	2.4510	8000.0	72	18676	No
186	GOM_NL__2PRFIN20050925_194850_000000372041_00085_18676_7078.N1	25-SEP-2005 19:48:50	Bright	37.000	60	7Bet UMi	2.0810	3950.0	74	18676	No
187	GOM_NL__2PRFIN20050925_195455_000000352041_00085_18676_7079.N1	25-SEP-2005 19:54:55	Bright	34.500	36	50Alp UMa	1.8000	6300.0	69	18676	No
188	GOM_NL__2PRFIN20050925_195624_000000352041_00085_18676_7080.N1	25-SEP-2005 19:56:24	Bright	35.000	82	48Bet UMa	2.3650	10600.	70	18676	No
189	GOM_NL__2PRFIN20050925_195934_000000352041_00085_18676_7081.N1	25-SEP-2005 19:59:34	Bright	35.000	174	52Psi UMa	3.0040	4400.0	70	18676	No
190	GOM_NL__2PRFIN20050925_202516_000000482041_00085_18676_7082.N1	25-SEP-2005 20:25:16	Dark	47.500	65	Lam Vel	2.2040	4400.0	95	18676	No
191	GOM_NL__2PRFIN20050925_202834_000000382041_00085_18676_7083.N1	25-SEP-2005 20:28:34	Dark	38.000	46	Del Vel	1.9540	10600.	76	18676	No
192	GOM_NL__2PRFIN20050925_203009_000000382041_00085_18676_7084.N1	25-SEP-2005 20:30:09	Dark	37.500	41	Eps Car	1.8600	4100.0	75	18676	No
193	GOM_NL__2PRFIN20050925_203204_000000372041_00086_18677_7070.N1	25-SEP-2005 20:32:04	Dark	37.000	29	Bet Car	1.6720	10200.	74	18677	No
194	GOM_NL__2PRFIN20050925_204029_000000372041_00086_18677_7071.N1	25-SEP-2005 20:40:29	Dark	36.500	135	Bet Hyi	2.8200	5800.0	73	18677	No
195	GOM_NL__2PRFIN20050925_204927_000000522041_00086_18677_7072.N1	25-SEP-2005 20:49:27	Straylight	51.500	63	Bet Gru	2.1500	2800.0	103	18677	No
196	GOM_NL__2PRFIN20050925_205403_000000402041_00086_18677_7073.N1	25-SEP-2005 20:54:03	Straylight	40.000	18	24Alp PsA	1.1660	9700.0	80	18677	No
197	GOM_NL__2PRFIN20050925_210243_000000372041_00086_18677_7074.N1	25-SEP-2005 21:02:43	Bright	37.000	162	34Alp Aqr	2.9440	5350.0	74	18677	No
198	GOM_NL__2PRFIN20050925_210549_000000382041_00086_18677_7075.N1	25-SEP-2005 21:05:49	Bright	37.500	61	8Eps Peg	2.1000	3900.0	75	18677	No
199	GOM_NL__2PRFIN20050925_211630_000000382041_00086_18677_7076.N1	25-SEP-2005 21:16:30	Bright	38.000	19	50Alp Cyg	1.2460	10500.	76	18677	No
200	GOM_NL__2PRFIN20050925_212022_000000372041_00086_18677_7077.N1	25-SEP-2005 21:20:22	Bright	36.500	89	5Alp Cep	2.4510	8000.0	73	18677	No
201	GOM_NL__2PRFIN20050925_212926_000000372041_00086_18677_7078.N1	25-SEP-2005 21:29:26	Bright	36.500	60	7Bet UMi	2.0810	3950.0	73	18677	No
202	GOM_NL__2PRFIN20050925_213531_000000352041_00086_18677_7079.N1	25-SEP-2005 21:35:31	Bright	34.500	36	50Alp UMa	1.8000	6300.0	69	18677	No
203	GOM_NL__2PRFIN20050925_213700_000000372041_00086_18677_7080.N1	25-SEP-2005 21:37:00	Bright	36.500	82	48Bet UMa	2.3650	10600.	73	18677	No
204	GOM_NL__2PRFIN20050925_214010_000000352041_00086_18677_7081.N1	25-SEP-2005 21:40:10	Bright	34.500	174	52Psi UMa	3.0040	4400.0	69	18677	No
205	GOM_NL__2PRFIN20050925_220552_000000432041_00086_18677_7082.N1	25-SEP-2005 22:05:52	Dark	43.000	65	Lam Vel	2.2040	4400.0	86	18677	No
206	GOM_NL__2PRFIN20050925_220910_000000422041_00086_18677_7083.N1	25-SEP-2005 22:09:10	Dark	41.500	46	Del Vel	1.9540	10600.	83	18677	No
207	GOM_NL__2PRFIN20050925_221045_000000452041_00086_18677_7084.N1	25-SEP-2005 22:10:45	Dark	44.500	41	Eps Car	1.8600	4100.0	89	18677	No

3. Quality information per product


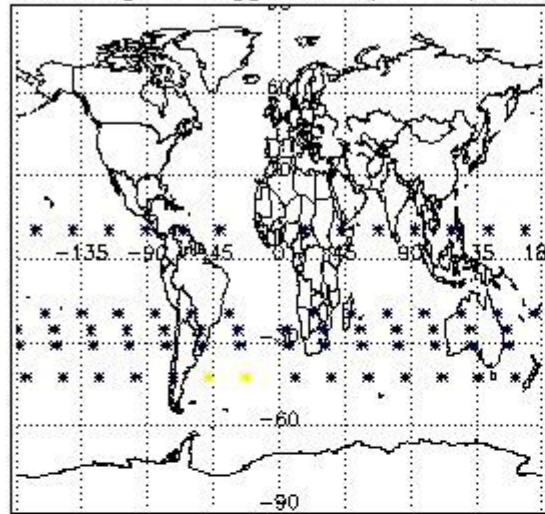
In this section it is plotted some information contained in the Quality Summary data set of the level 2 products. Only products in dark limb conditions and without errors (error flag in the MPH set to "0") are used.

3.1 Plot quality information per product (time dependant)

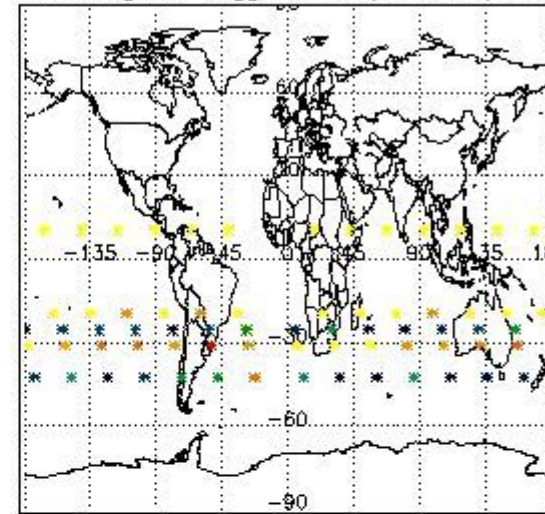


3.2 Plot quality information per product (world map)

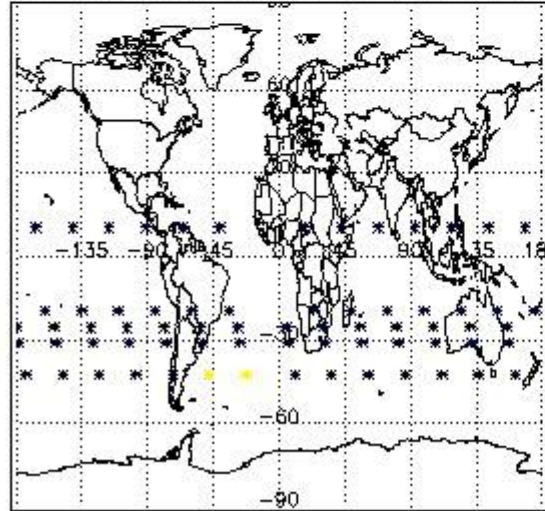
Percentage of flagged data per O3 profile



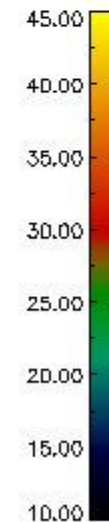
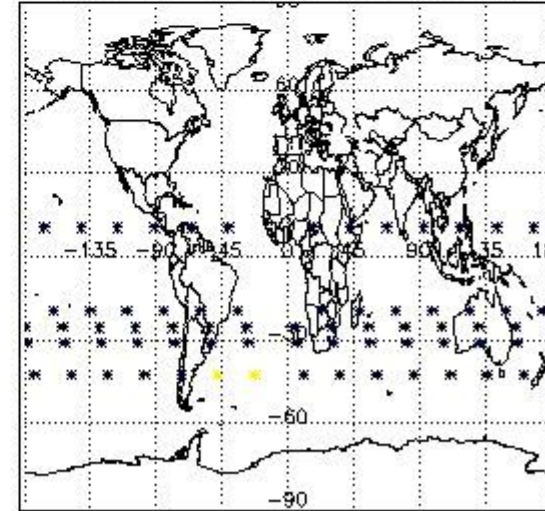
Percentage of flagged data per H2O profile



Percentage of flagged data per NO2 profile



Percentage of flagged data per NO3 profile

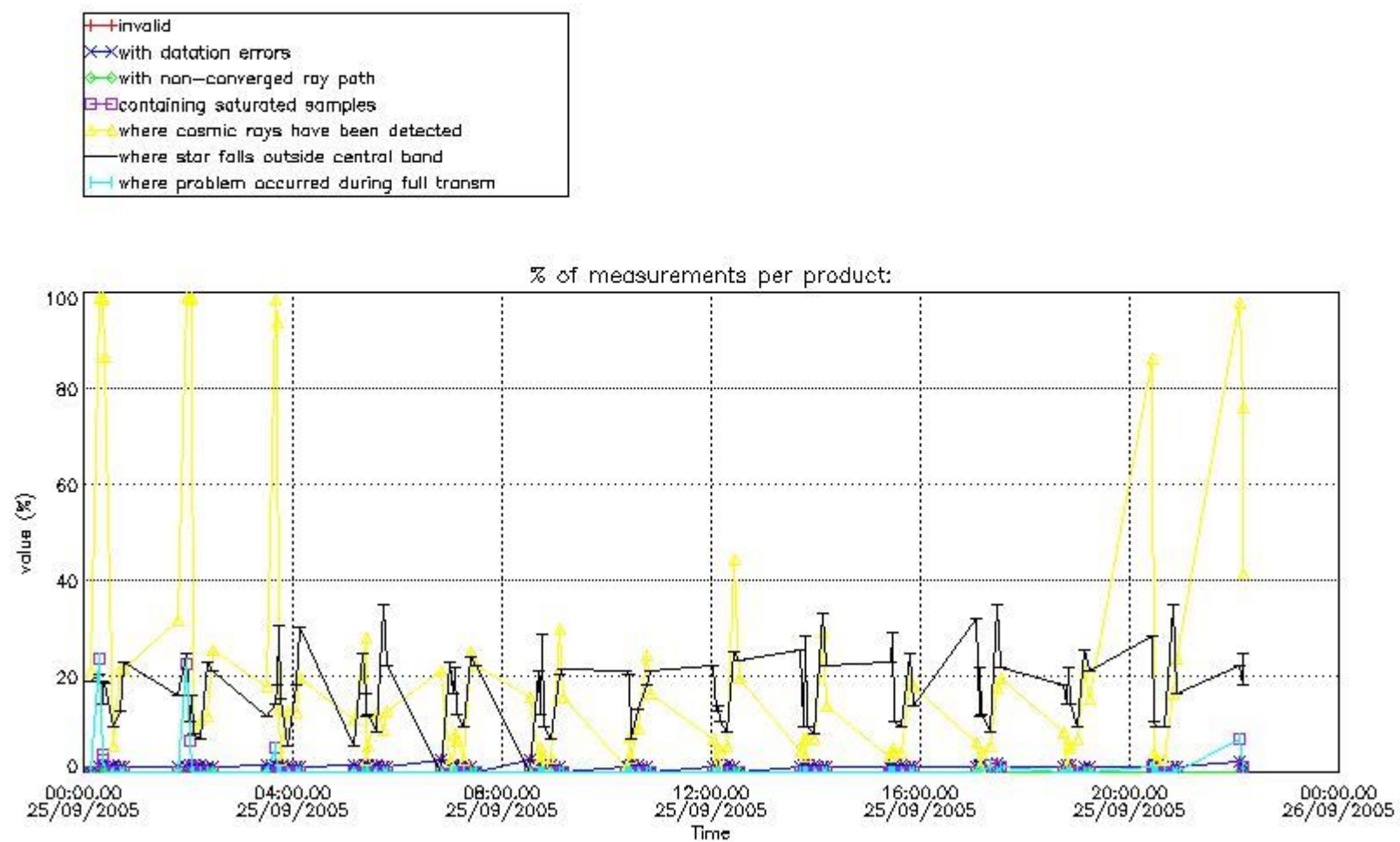


4. Level 1 quality information per product

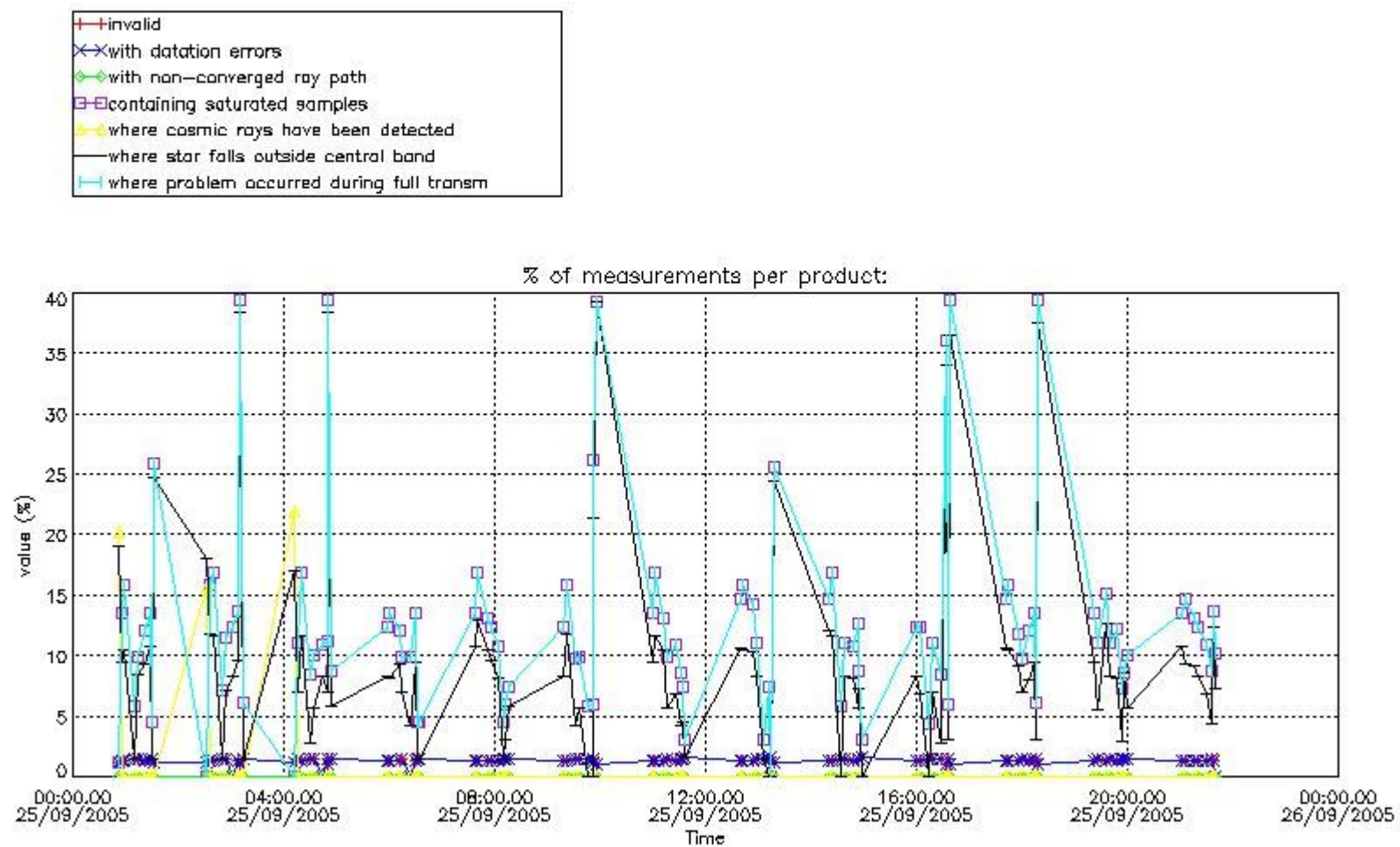
In this section it is plotted some information contained in the Quality Summary data set of the level 2 products that comes from the level 1b processing. Products without errors (error flag in the MPH set to "0") are used.

4.1 Plot quality information per product (time dependant) coming from level 1b processing

4.1.1 Plot level 1 quality information per product (time dependant): ENVISAT ASCENDING passes



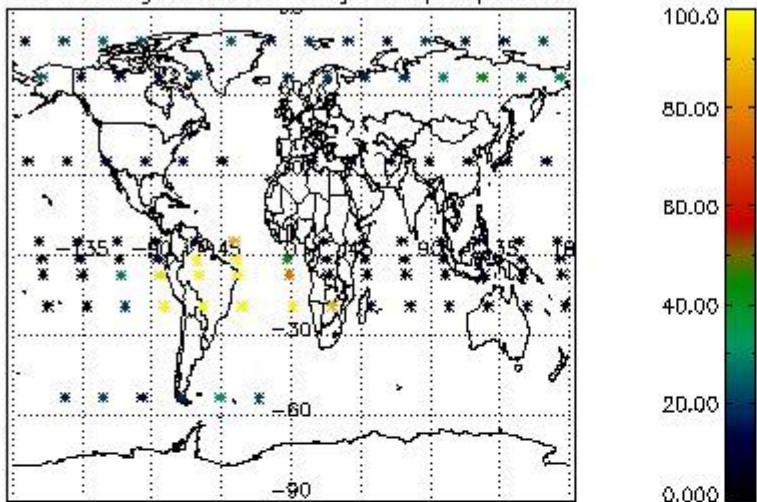
4.1.2 Plot level 1 quality information per product (time dependant): ENVI SAT DESCENDING passes



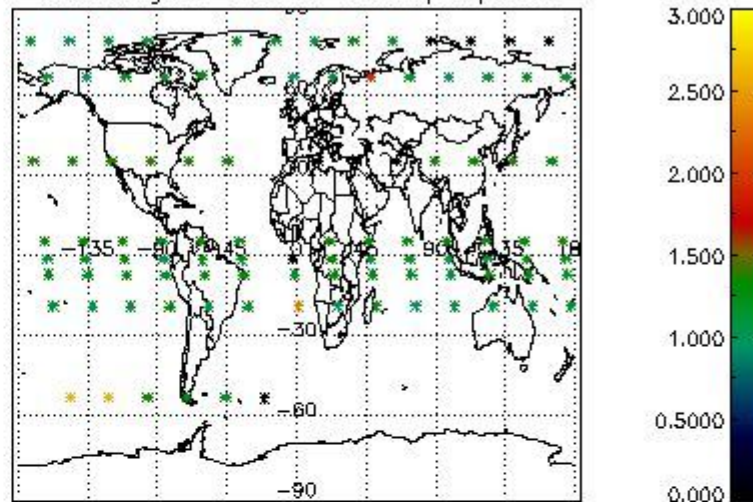
4.2 Plot quality information per product coming from level 1b processing (world map)

4.2.1 Plot level 1 quality information per product (world map): ENVISAT ASCENDING passes

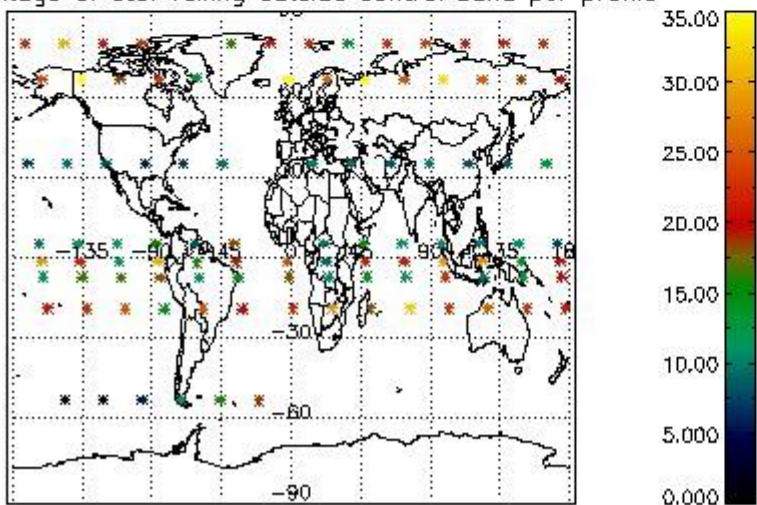
Percentage of cosmic ray hits per profile



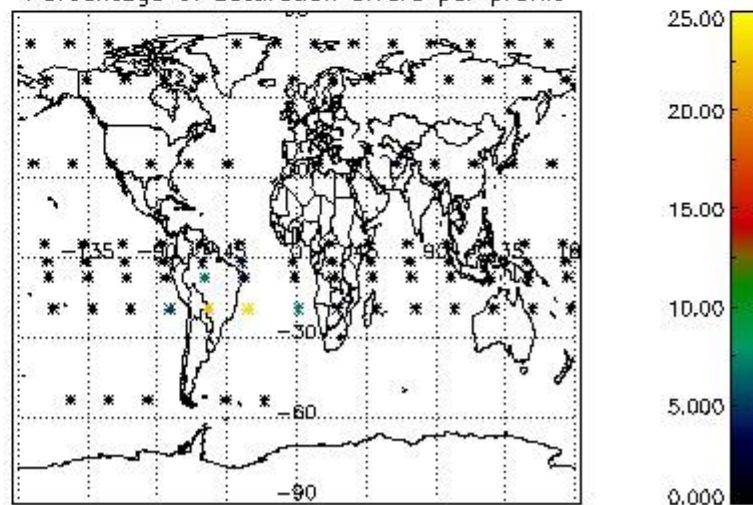
Percentage of datation errors per profile



Percentage of star falling outside central band per profile

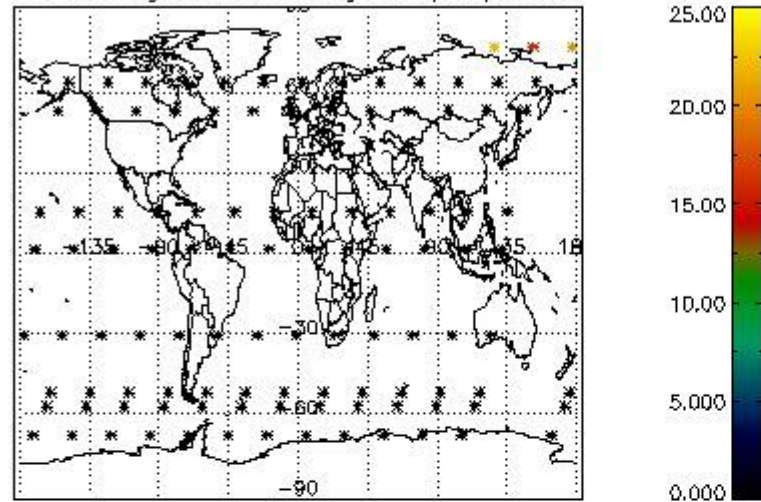


Percentage of saturation errors per profile

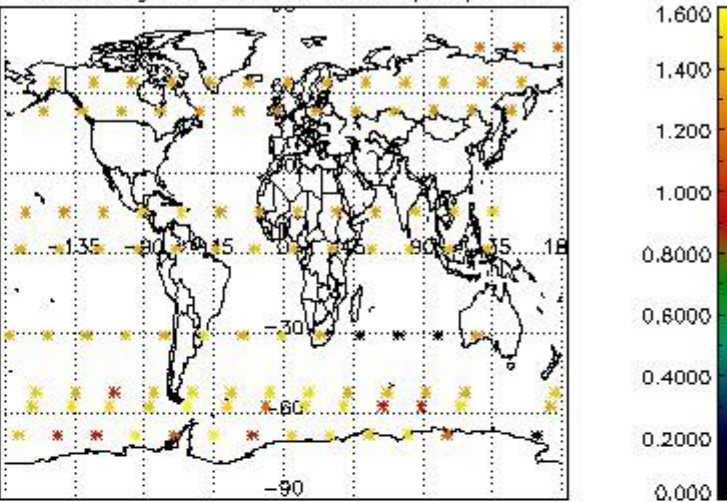


4.2.2 Plot level 1 quality information per product (world map): ENVISAT DESCENDING passes

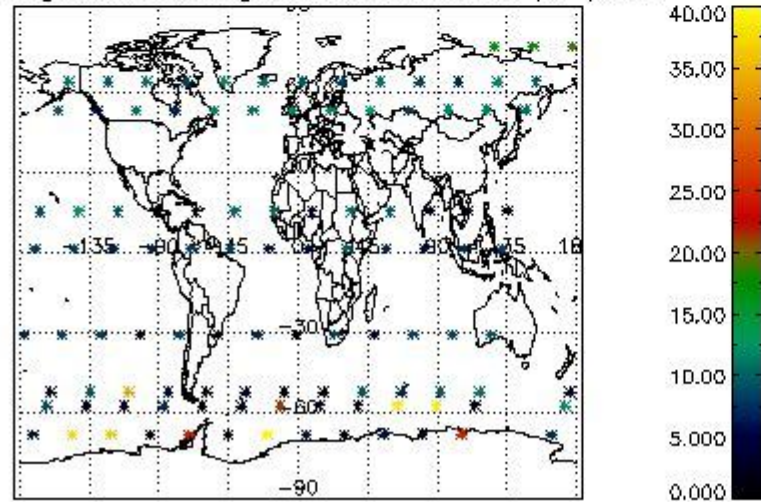
Percentage of cosmic ray hits per profile



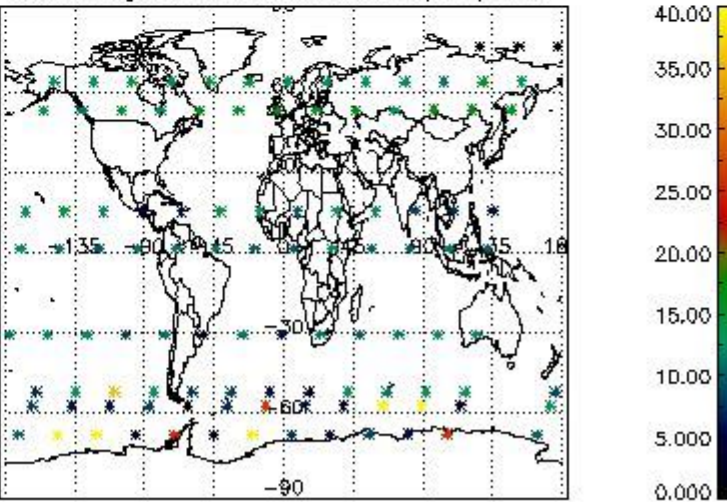
Percentage of datation errors per profile



Percentage of star falling outside central band per profile



Percentage of saturation errors per profile



5. Trace gas profiles

5.1 Ozone statistics based on quality of products

The final quality of the products can be "measured" using the STD (Standard Deviation) attached to every point profile. This information is written to the parameter GOM_NL__2P/NL_LOCAL_SPECIES_DENSITY/o3_std of the level 2 products. The table below shows the statistics for given STD ranges.

The statistics are given with respect to the overall valid production:

- Products without fatal errors: GOM_NL__2P/MPH/PRODUCT_ERR=0
- Valid point profile: GOM_NL__2P/NL_LOCAL_SPECIES_DENSITY/pcd(0)=0

The 'Criteria' is applied to valid points of dark limb products:

- Products in dark limb illumination condition: GOM_NL__2P/NL_SUMMARY_QUALITY/obs_ill_cond=0
- Products without fatal errors: GOM_NL__2P/MPH/PRODUCT_ERR=0
- Valid point profile: GOM_NL__2P/NL_LOCAL_SPECIES_DENSITY/pcd(0)=0

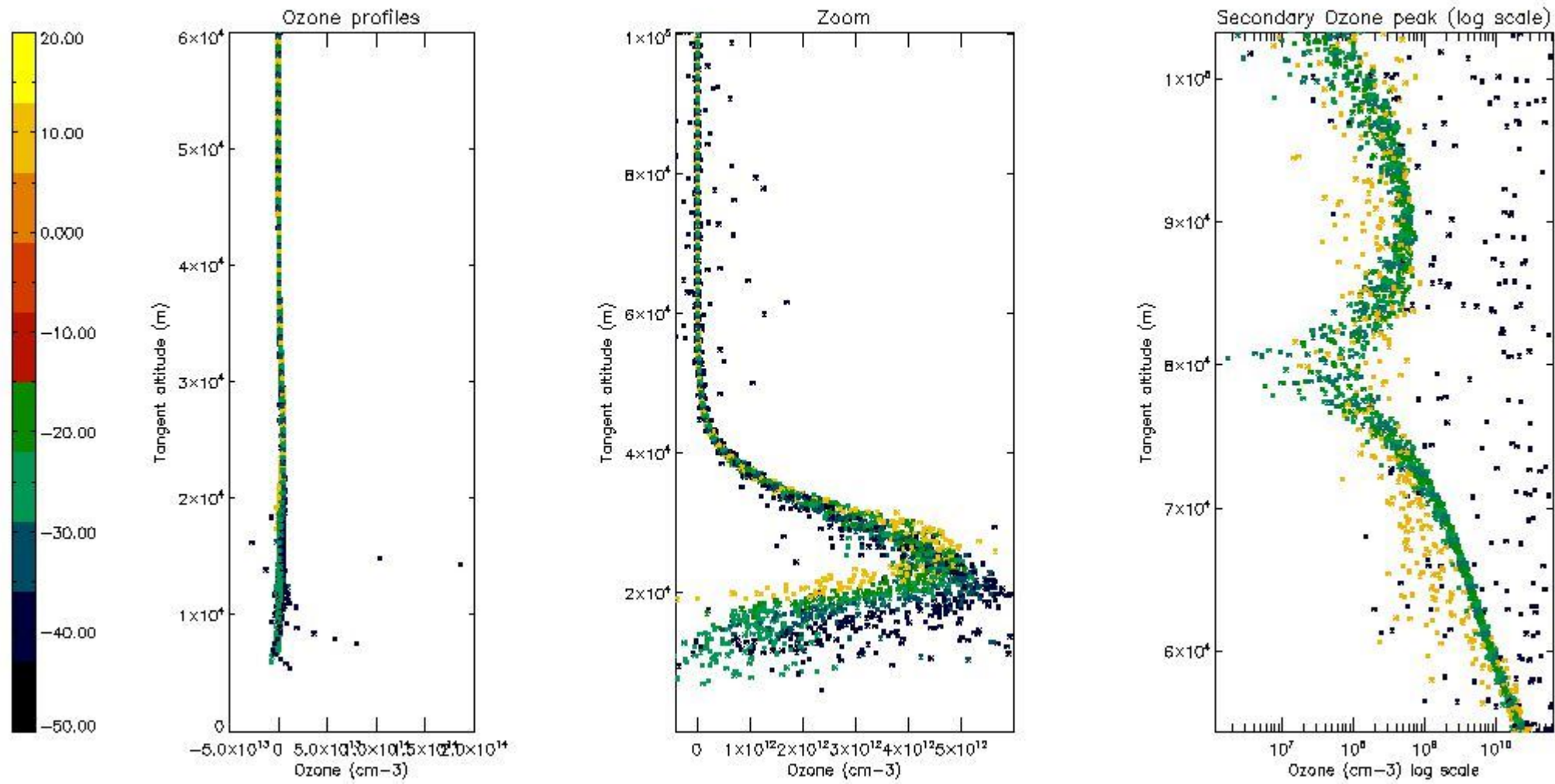
So, the table below shows the percentage of dark limb and valid observations for each criteria with respect to the overall valid daily observations.

Criteria	% of total production
All STD	35
STD < 20	18

STD < 10	13
STD < 5	6

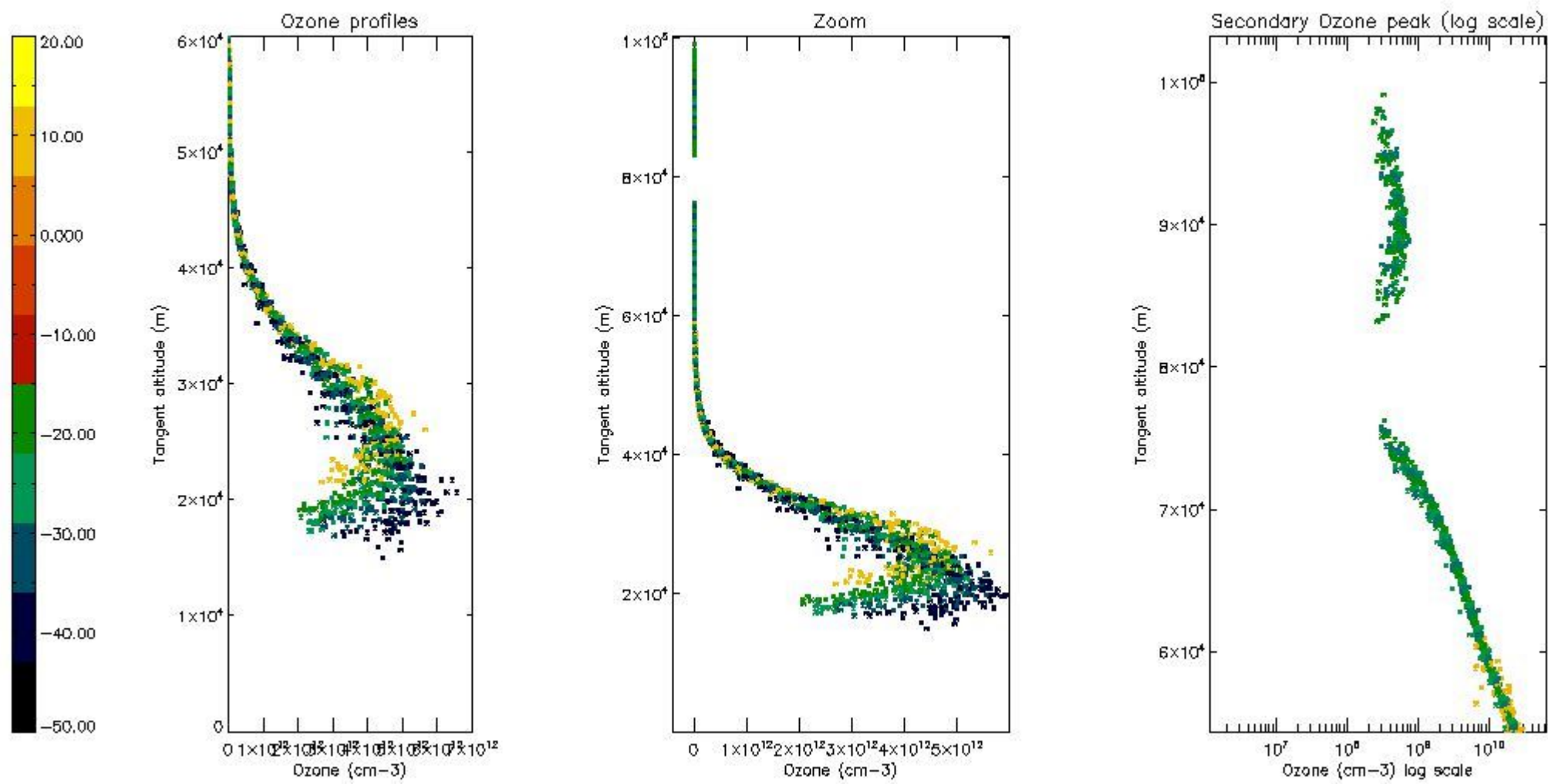
5.2 Plot ozone profiles for all STD (dark without errors)

The colorbar represents the latitude.



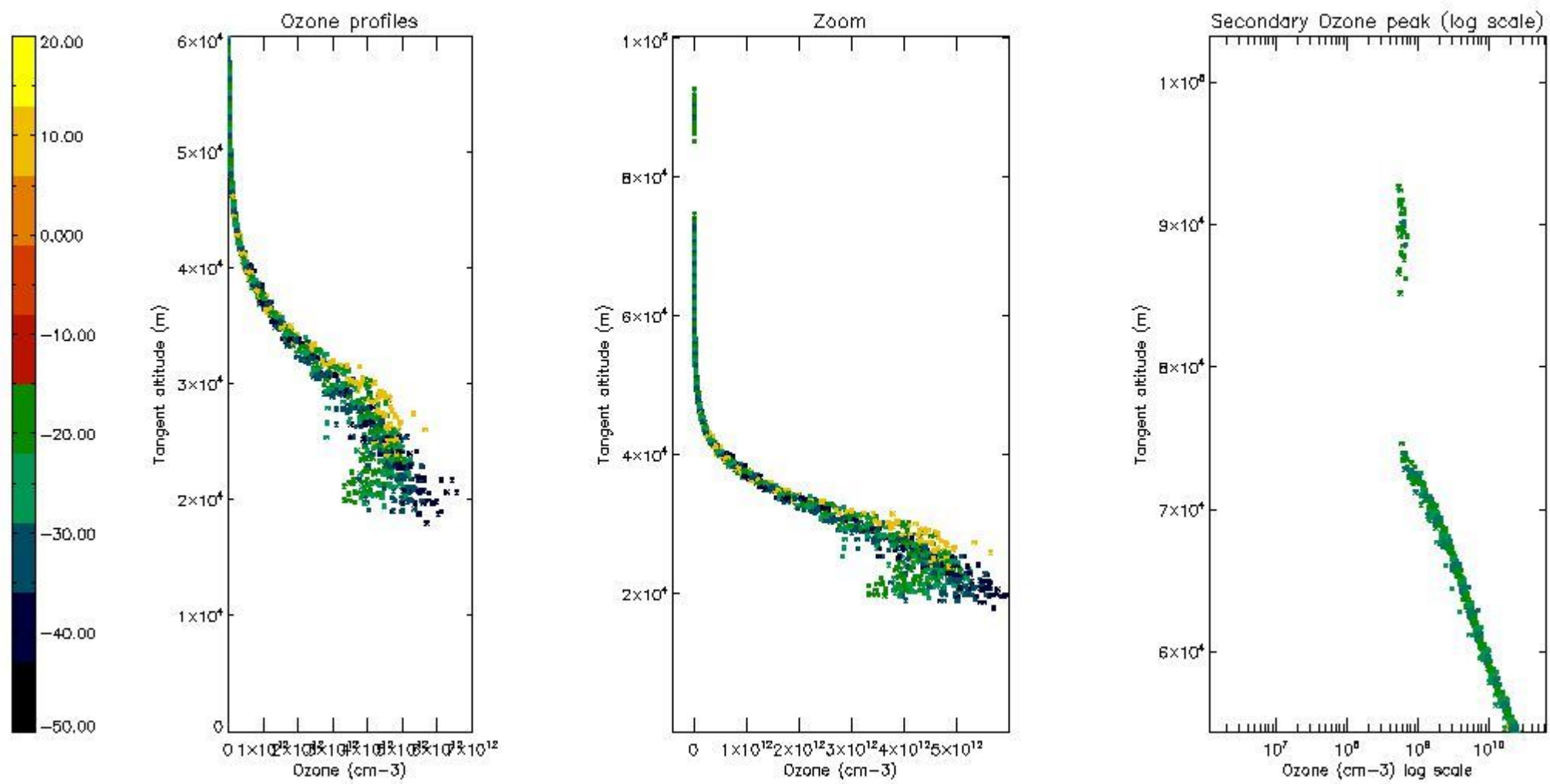
5.3 Plot ozone profiles where STD < 20% (dark without errors)

The colorbar represents the latitude.



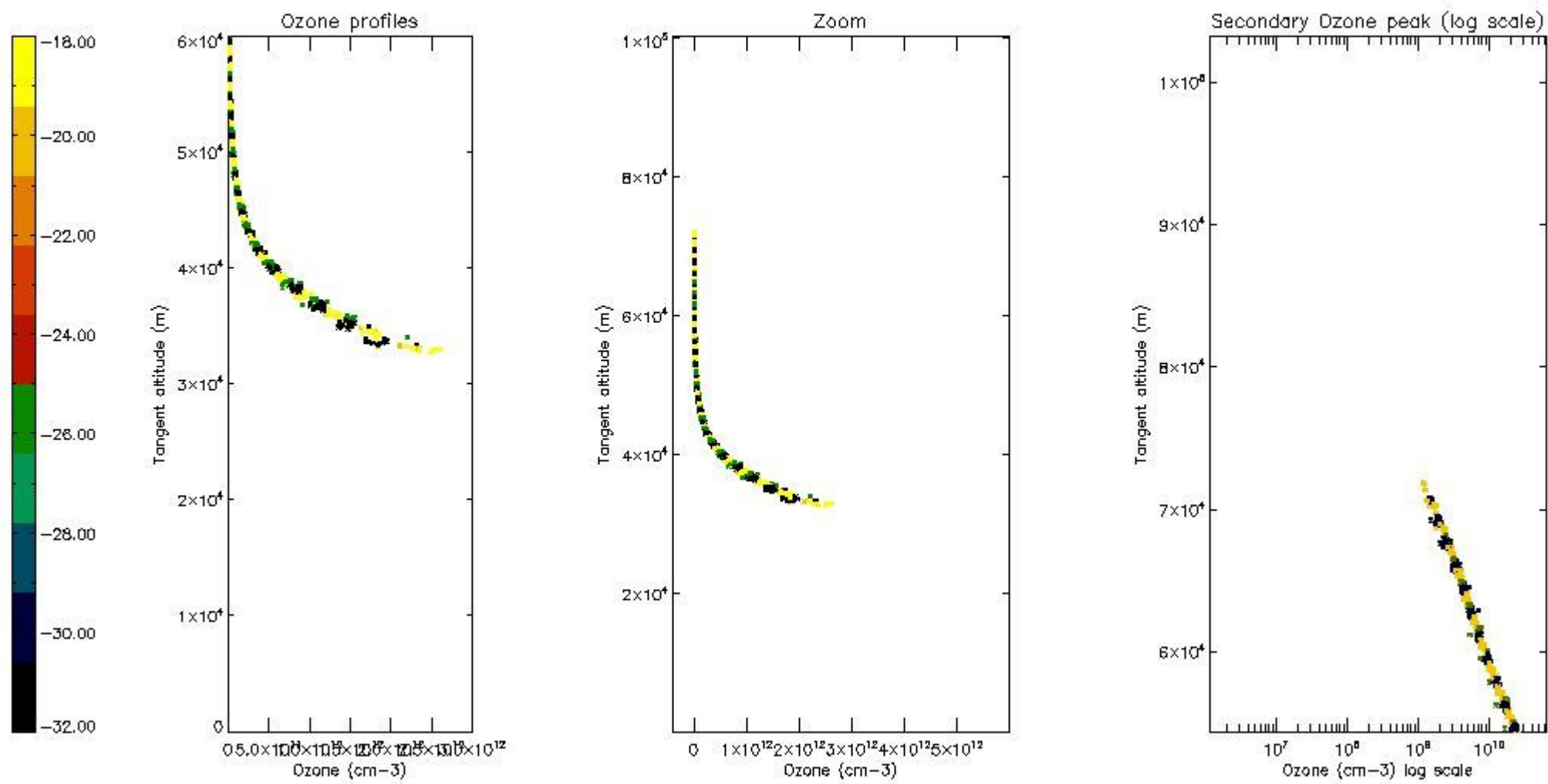
5.4 Plot ozone profiles where STD < 10% (dark without errors)

The colorbar represents the latitude.



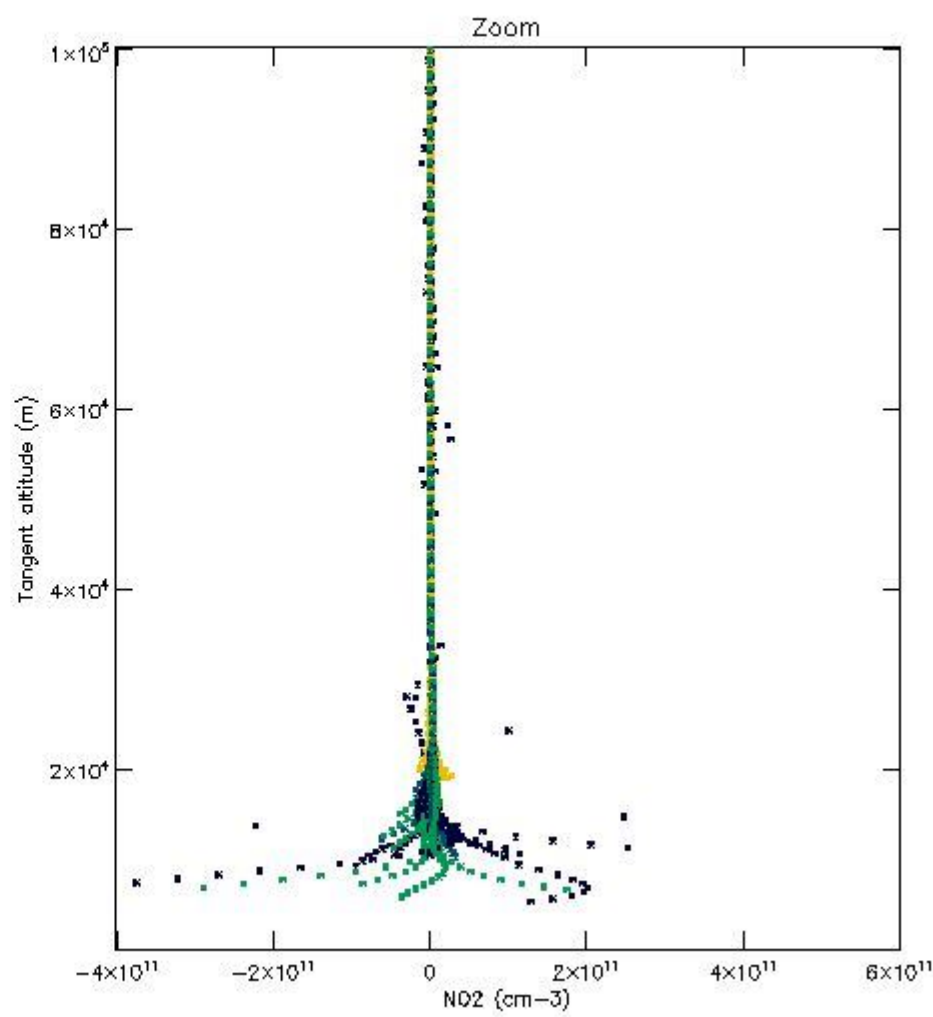
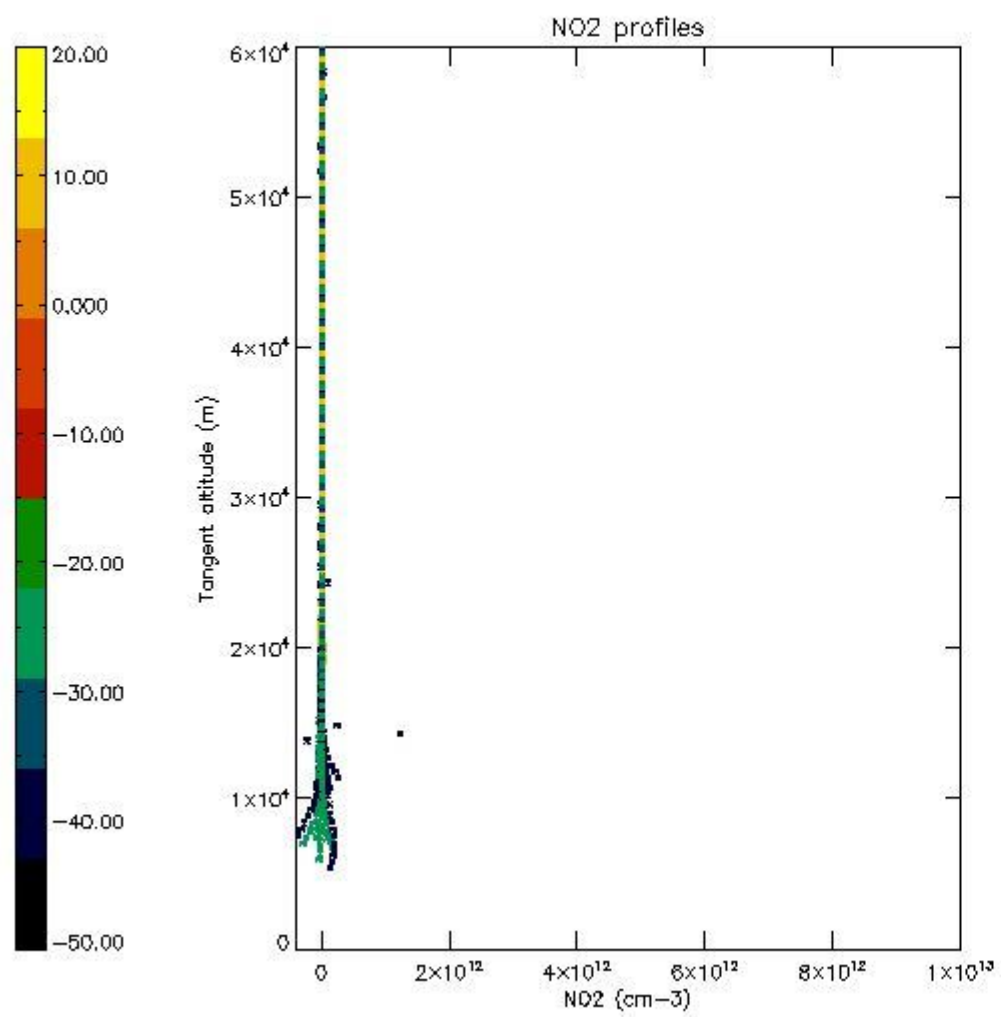
5.5 Plot ozone profiles where STD < 5% (dark without errors)

The colorbar represents the latitude.



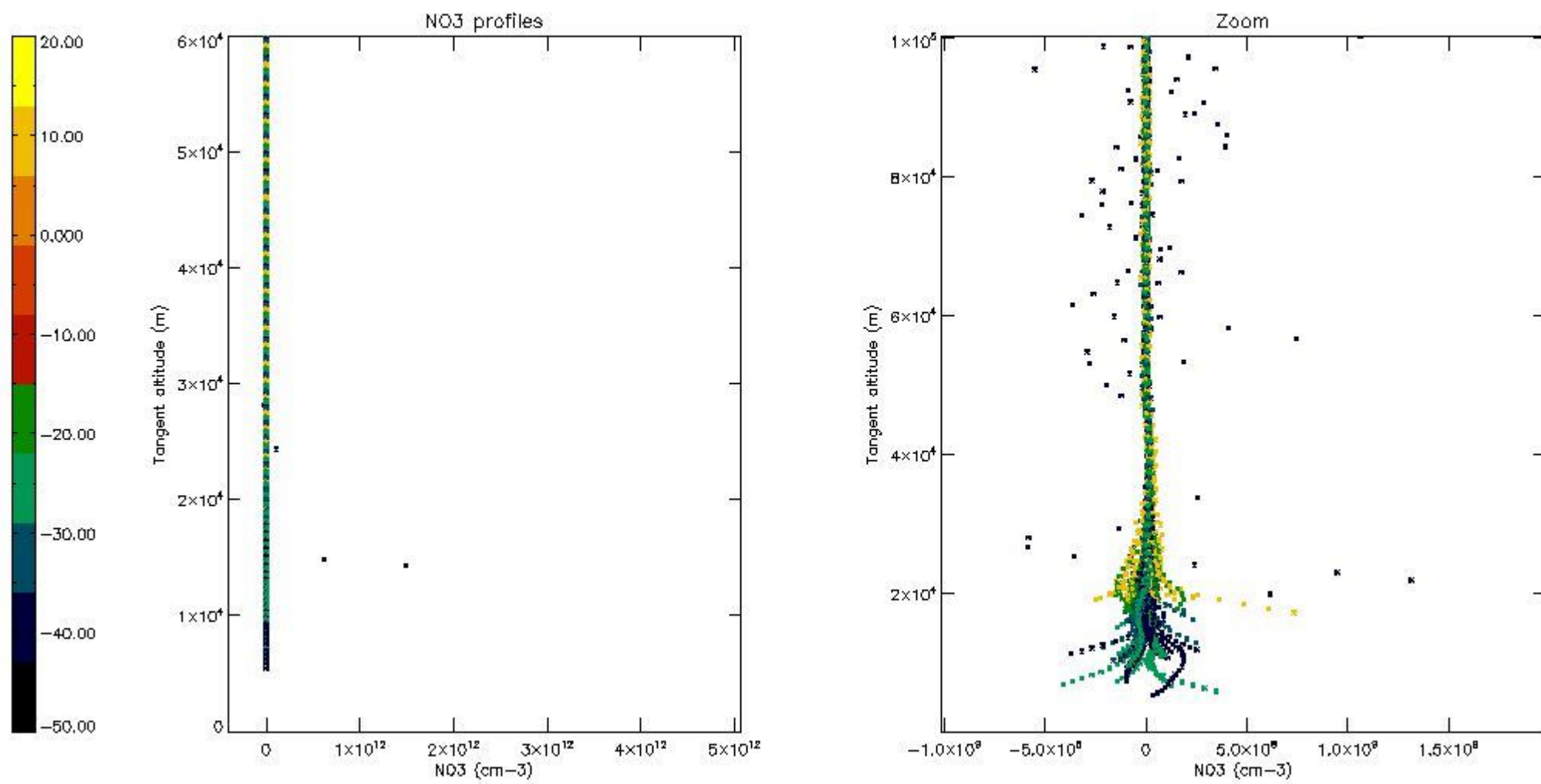
5.6 Plot NO₂ profiles for all STD (dark without errors)

The colorbar represents the latitude.



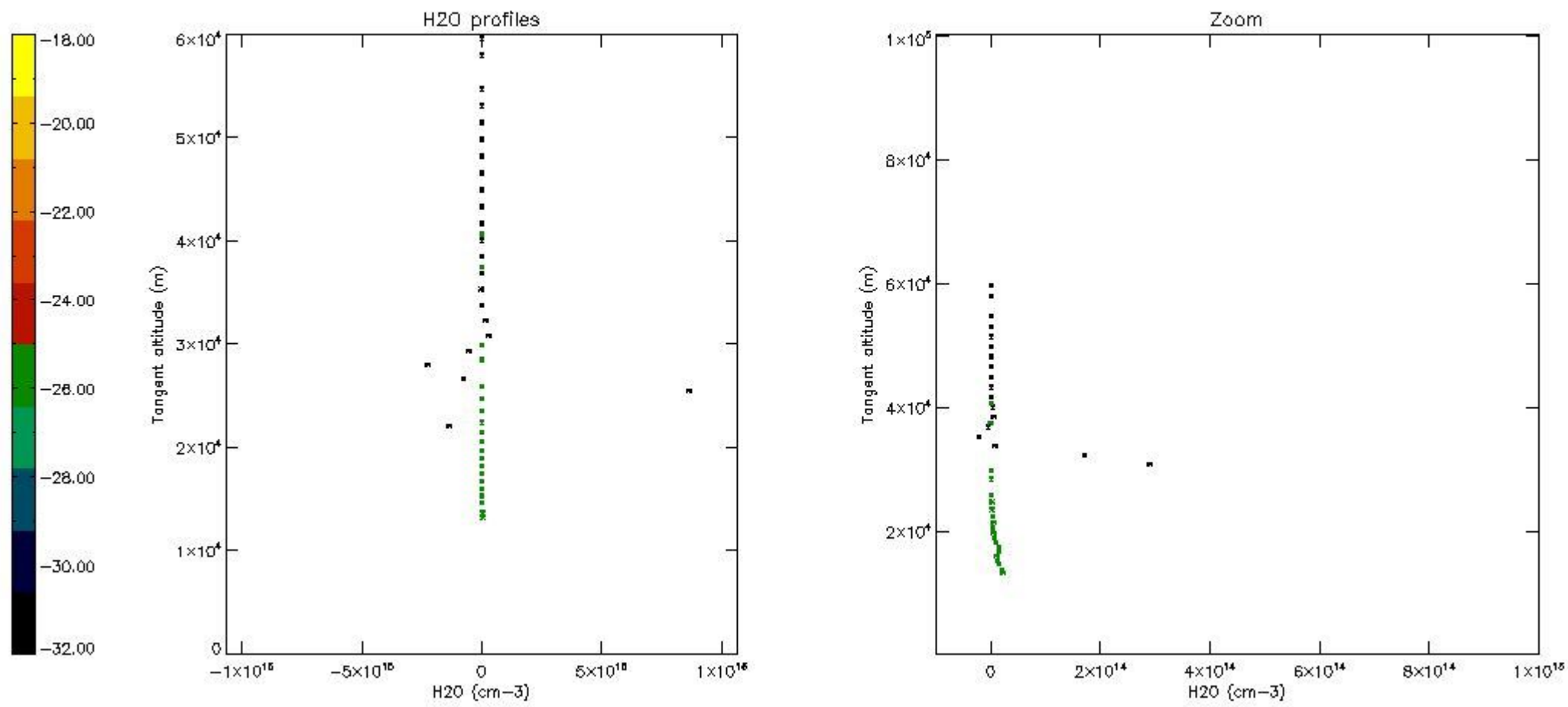
5.7 Plot NO3 profiles for all STD (dark without errors)

The colorbar represents the latitude.



5.8 Plot H2O profiles for all STD (only for occultations of stars 1,2,3,4,13,14,16,26,63 dark without errors)

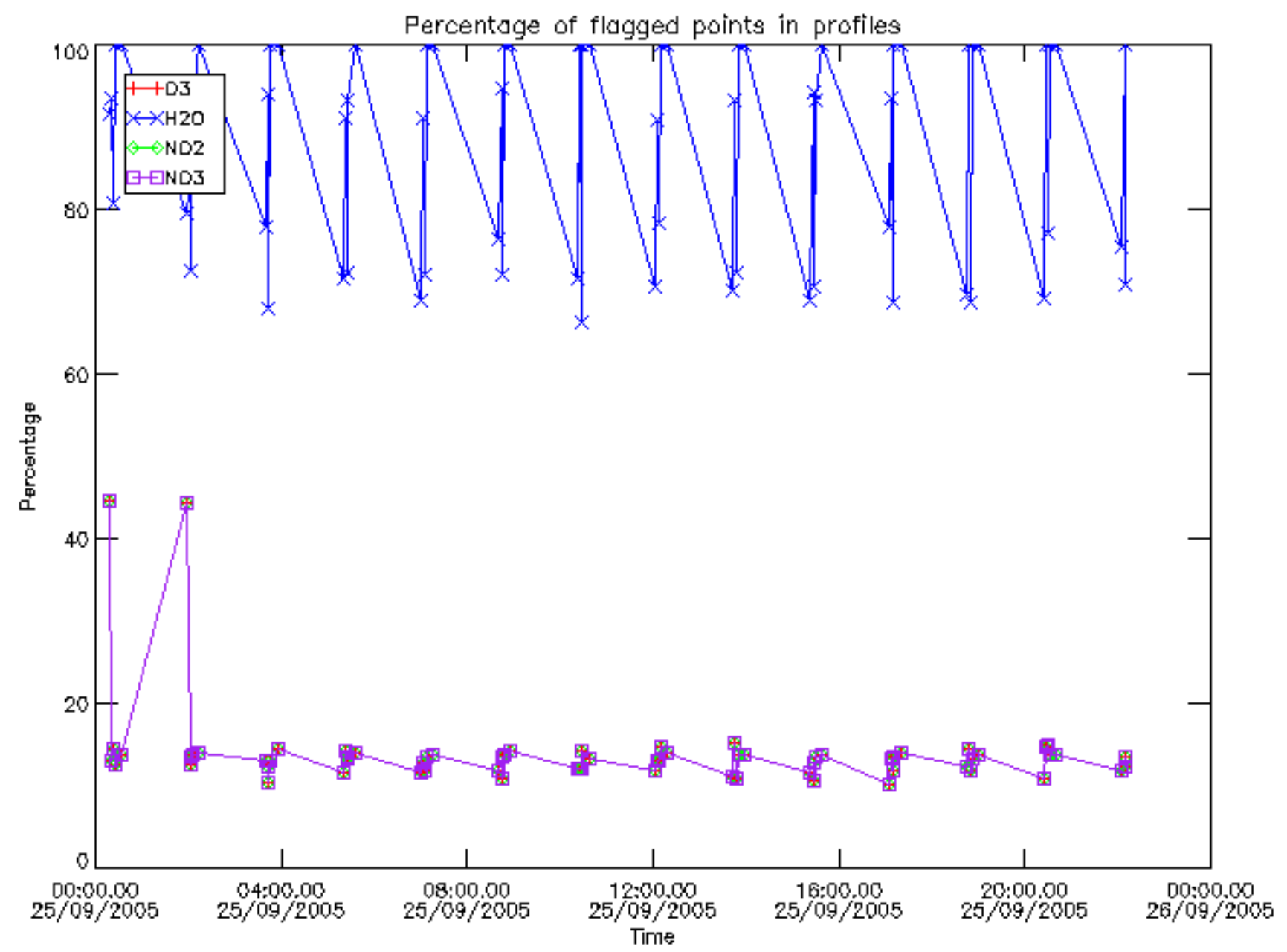
The colorbar represents the latitude.



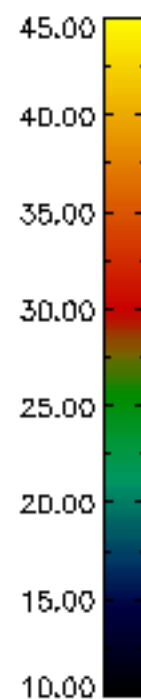
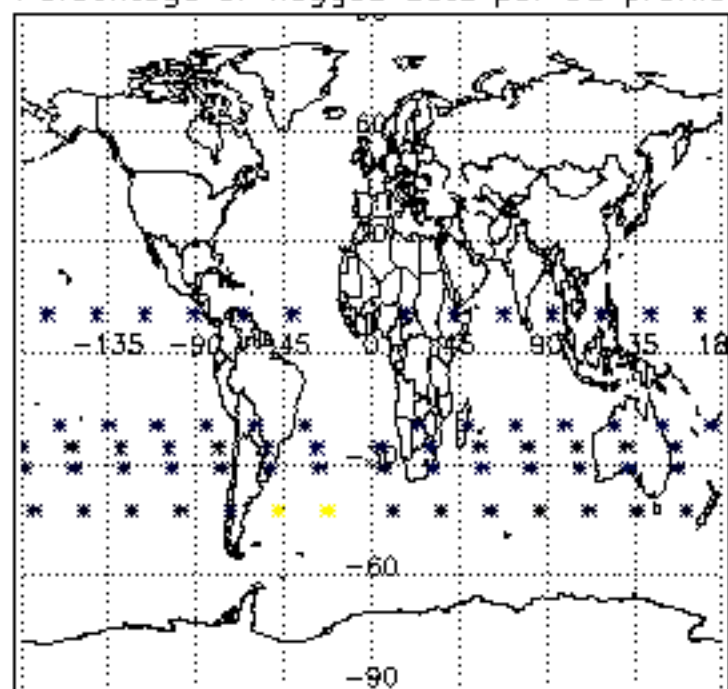
6. Auxiliary Data Files used for the production reported in section 2

The number reported in the third column indicates since which file (see list in section 2) the corresponding auxiliary file has been used. The fourth column is the date of those product files.

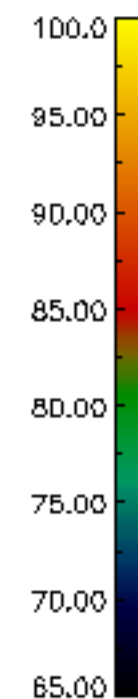
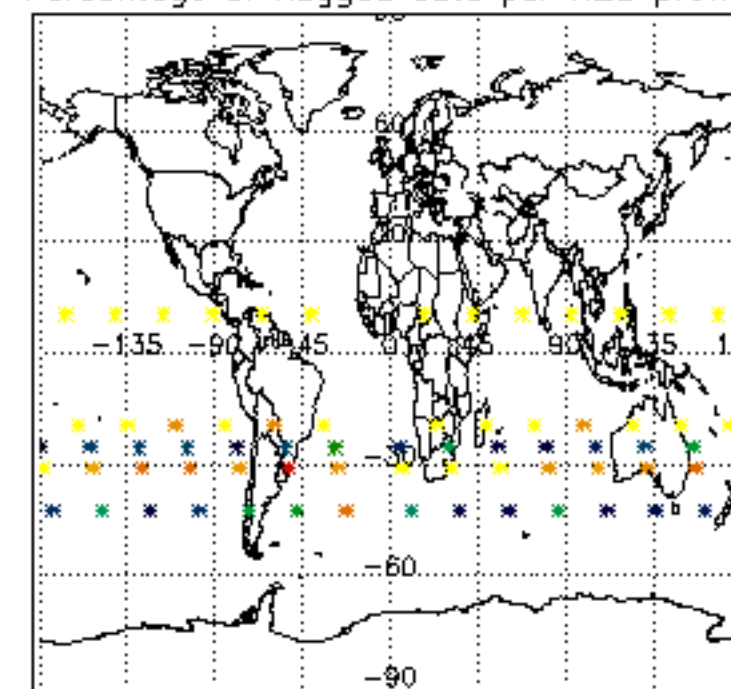
Type	Auxiliary Filename	Used since product	Used since product date
INST_PHYS_CHARACTERISTICS	GOM_INS_AXVIEC20091111_143220_20030716_120000_20500101_000000	1	25-SEP-2005 00:08:19
LEVEL-2_PROC_CONFIG	GOM_PR2_AXVIEC20091111_152718_20020301_000000_20500101_000000	1	25-SEP-2005 00:08:19
CROSS_SECTIONS_FILE	GOM_CRS_AXVIEC20091111_154832_20020301_000000_20500101_000000	1	25-SEP-2005 00:08:19



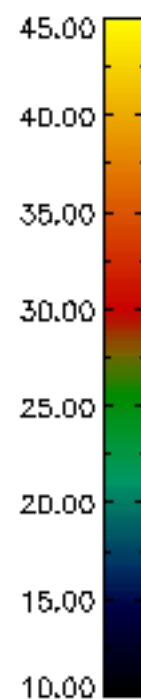
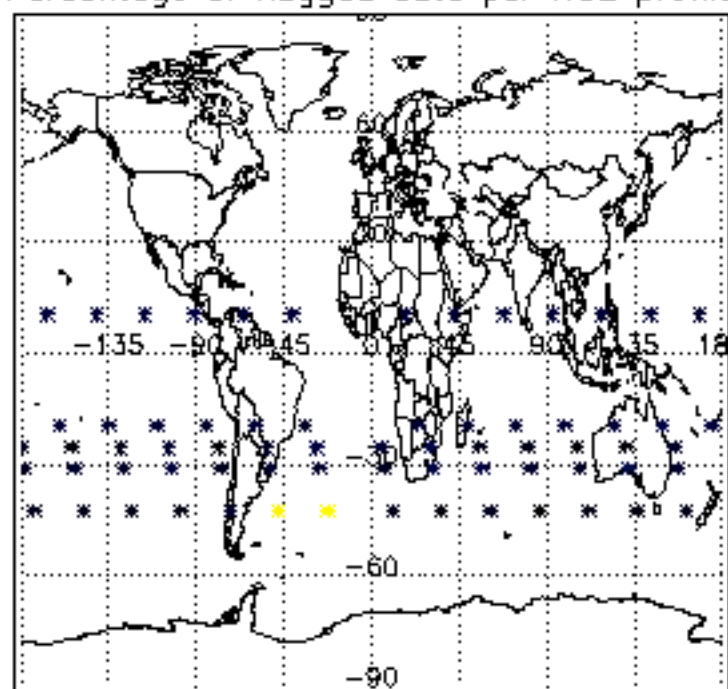
Percentage of flagged data per D3 profile



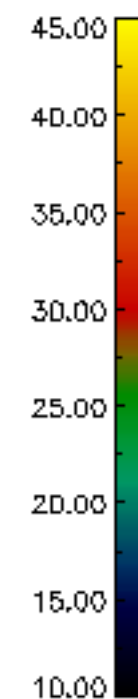
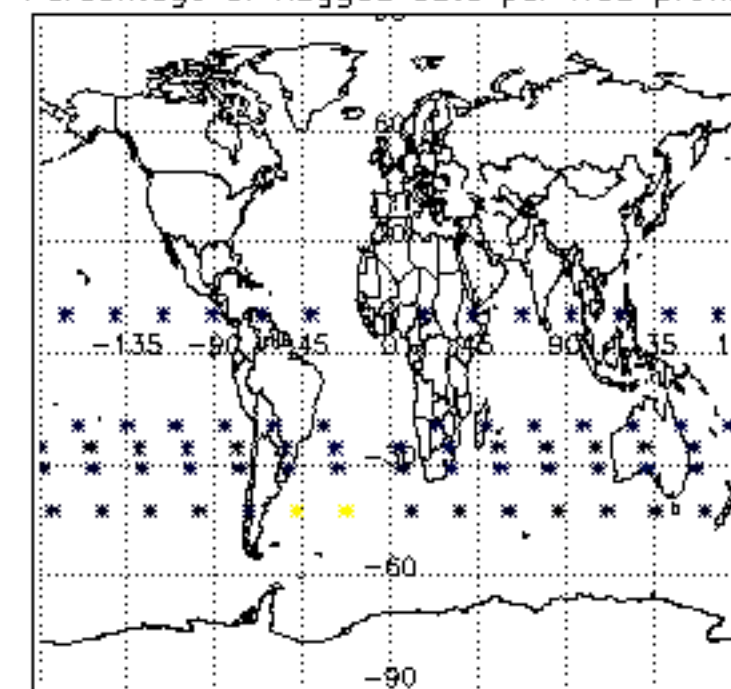
Percentage of flagged data per H2O profile

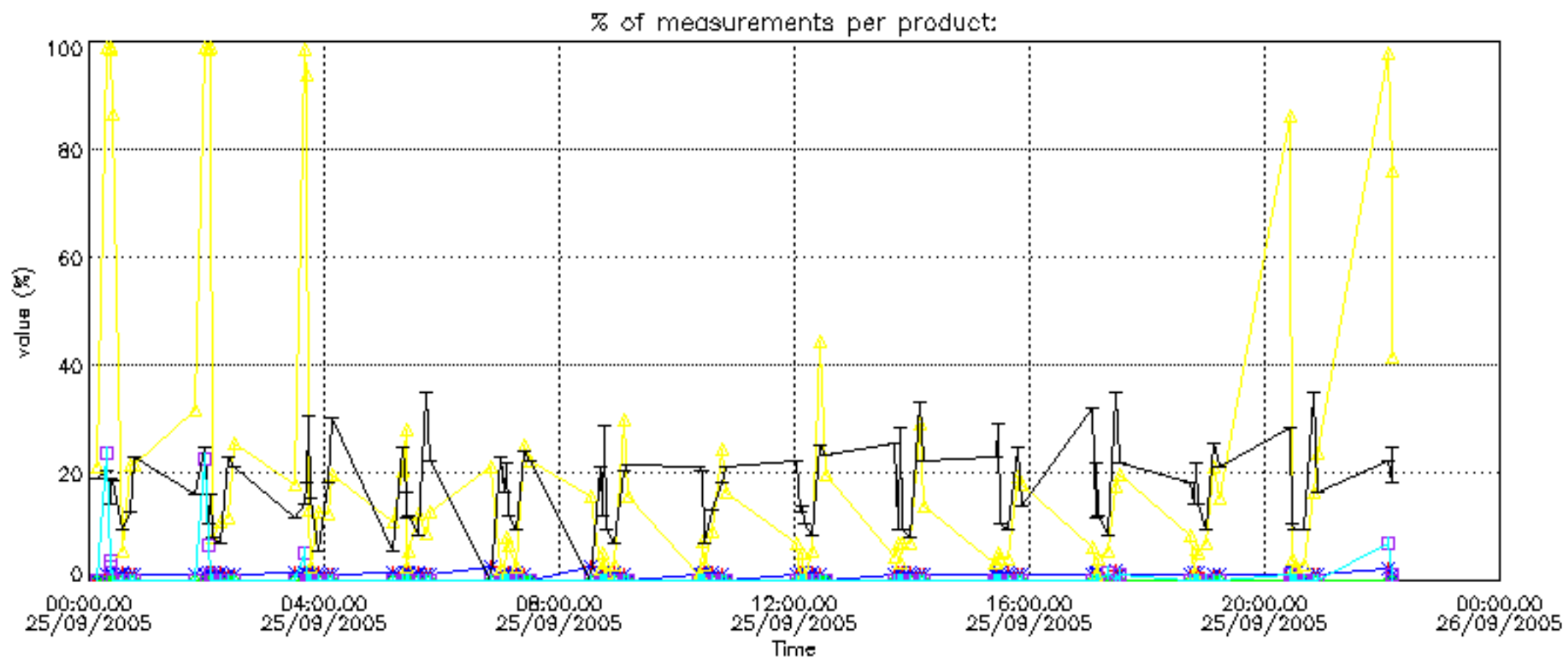


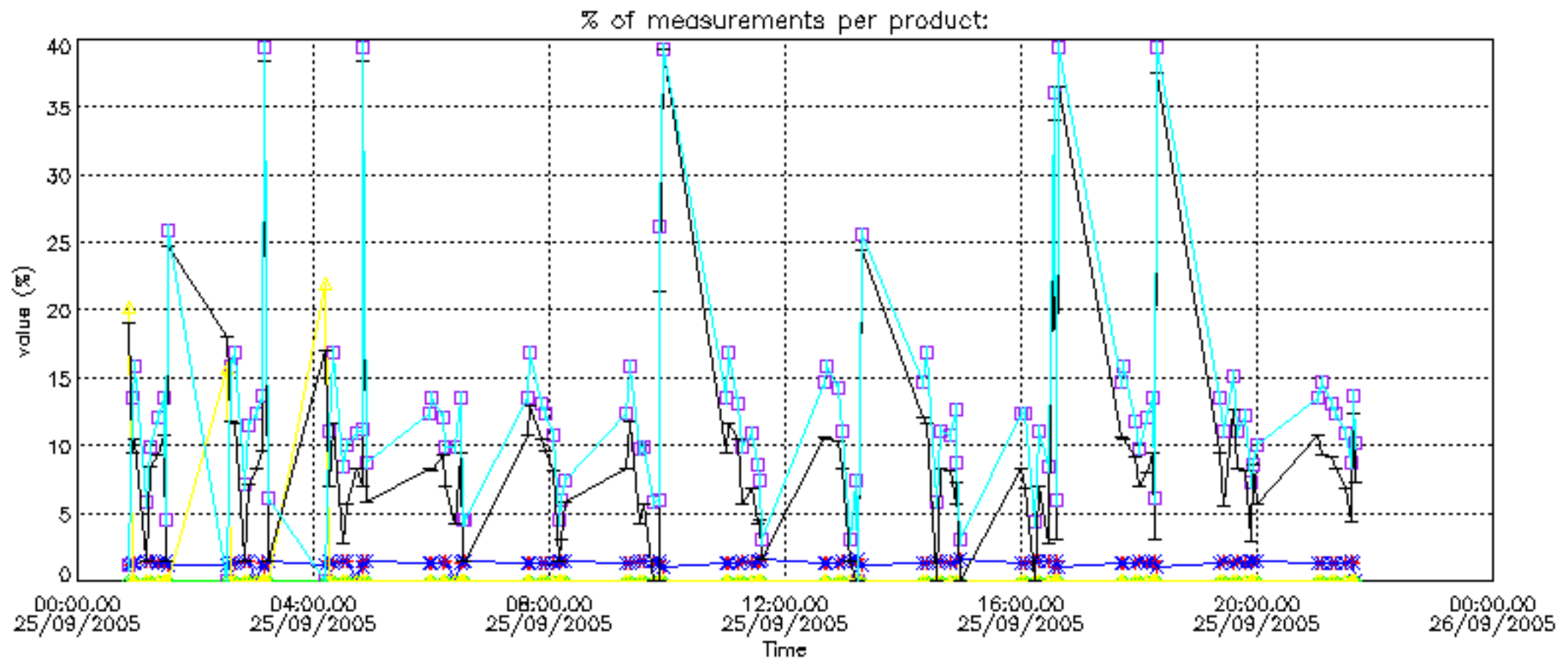
Percentage of flagged data per NO2 profile



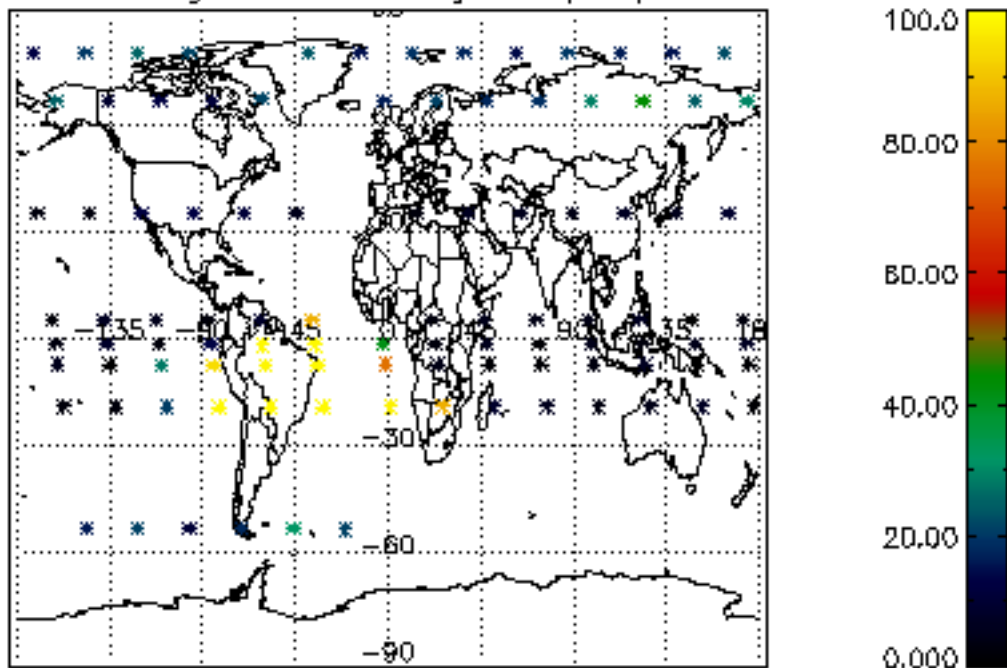
Percentage of flagged data per NO3 profile



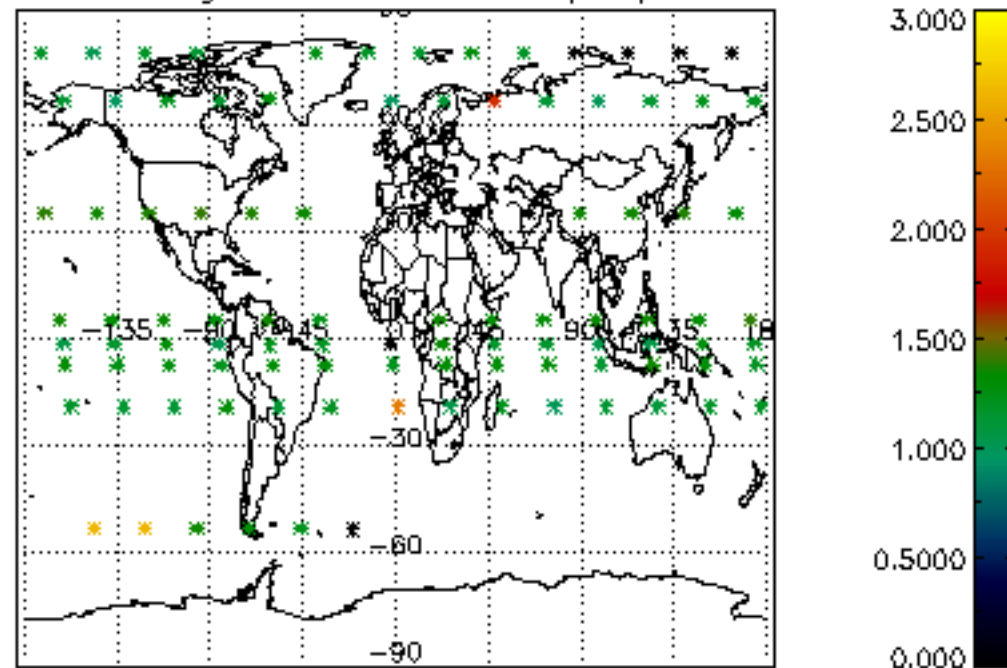




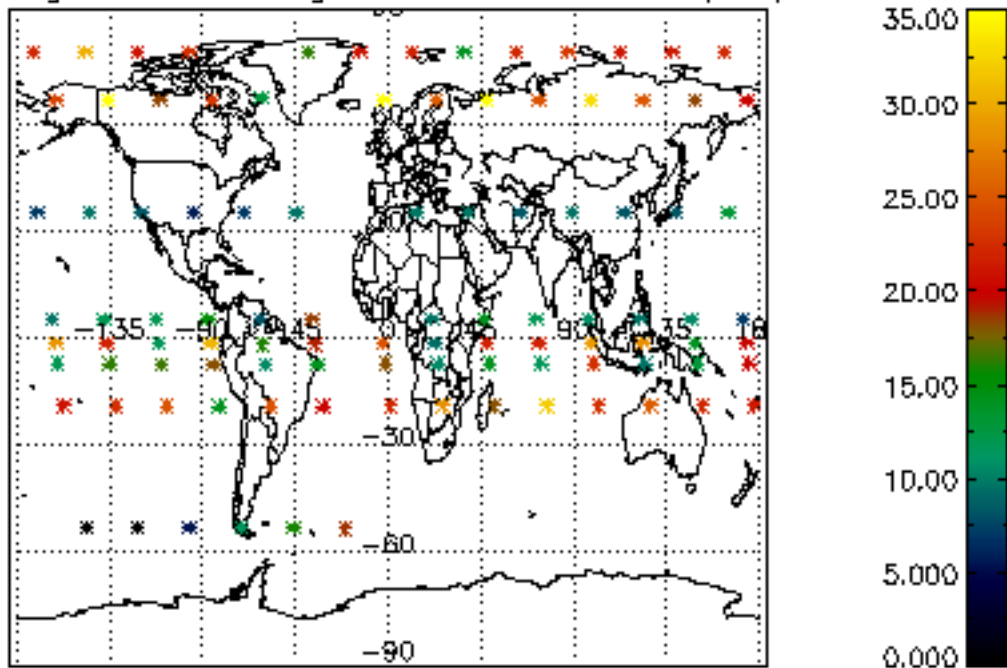
Percentage of cosmic ray hits per profile



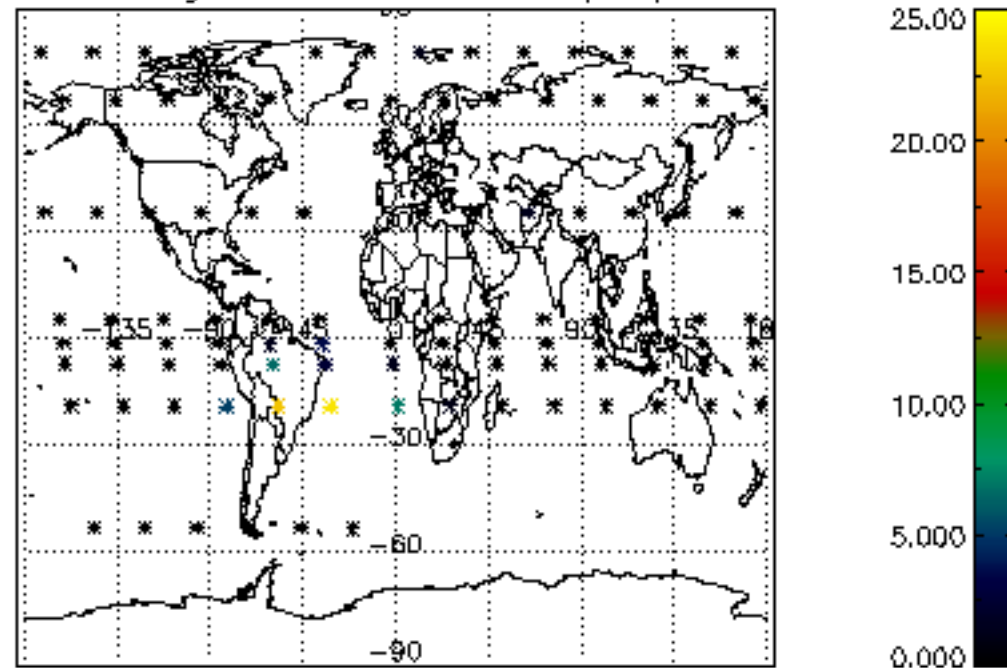
Percentage of datation errors per profile



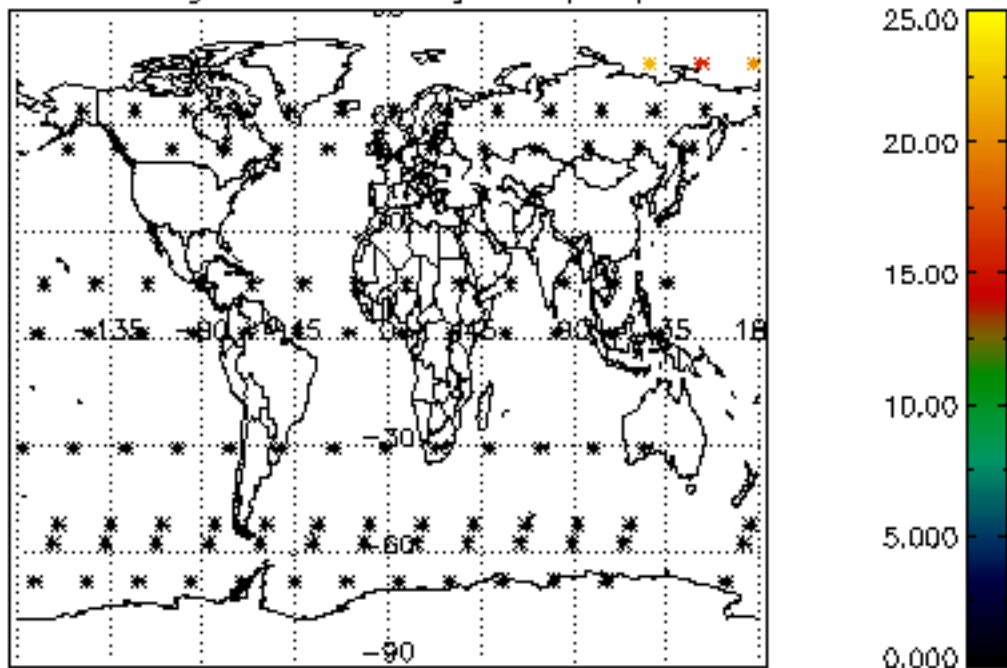
Percentage of star falling outside central band per profile



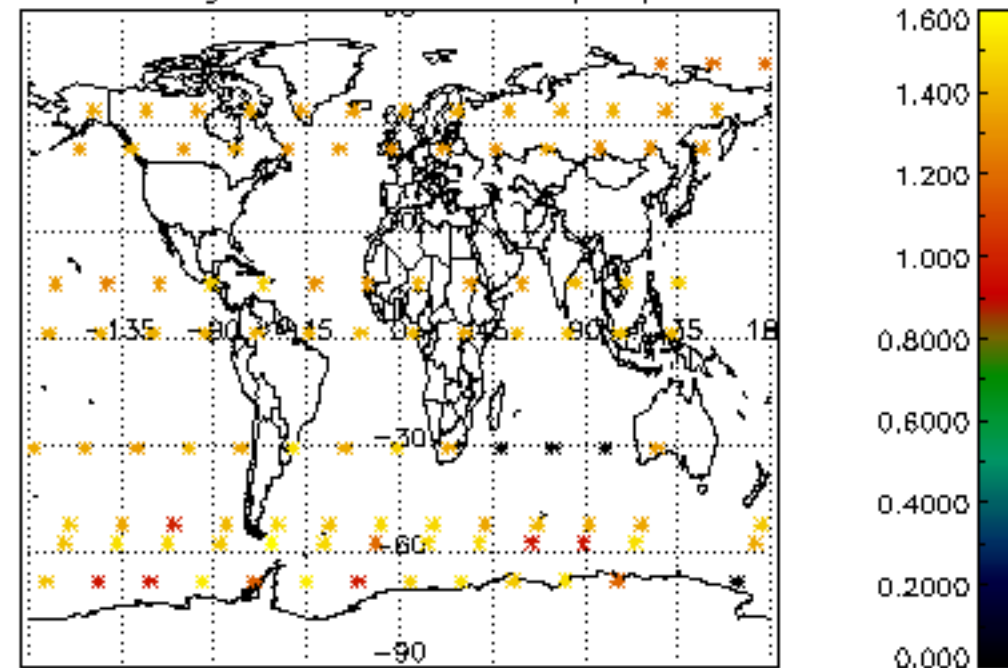
Percentage of saturation errors per profile



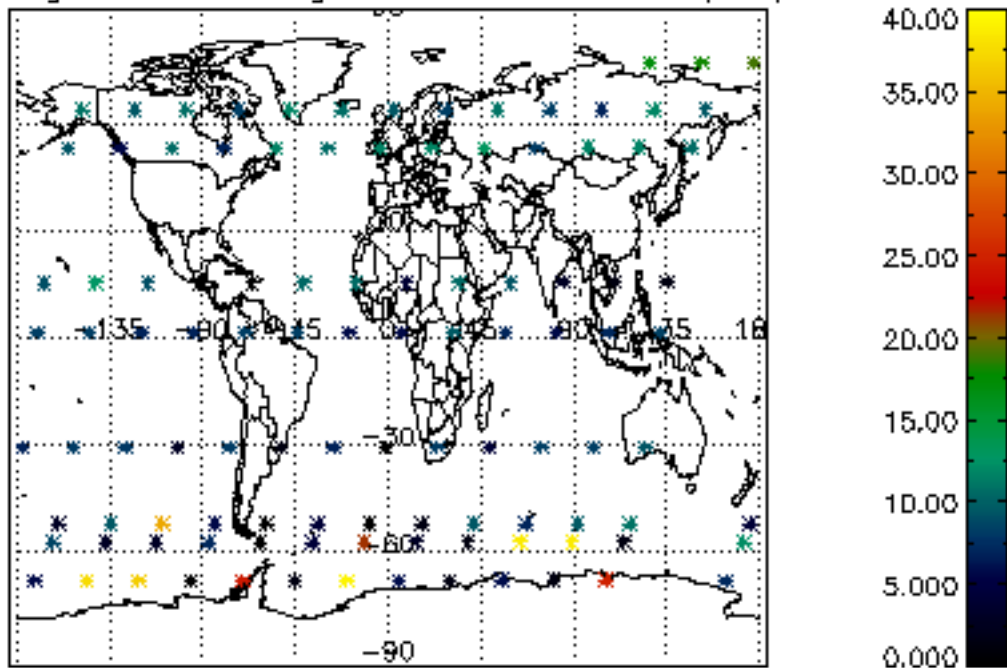
Percentage of cosmic ray hits per profile



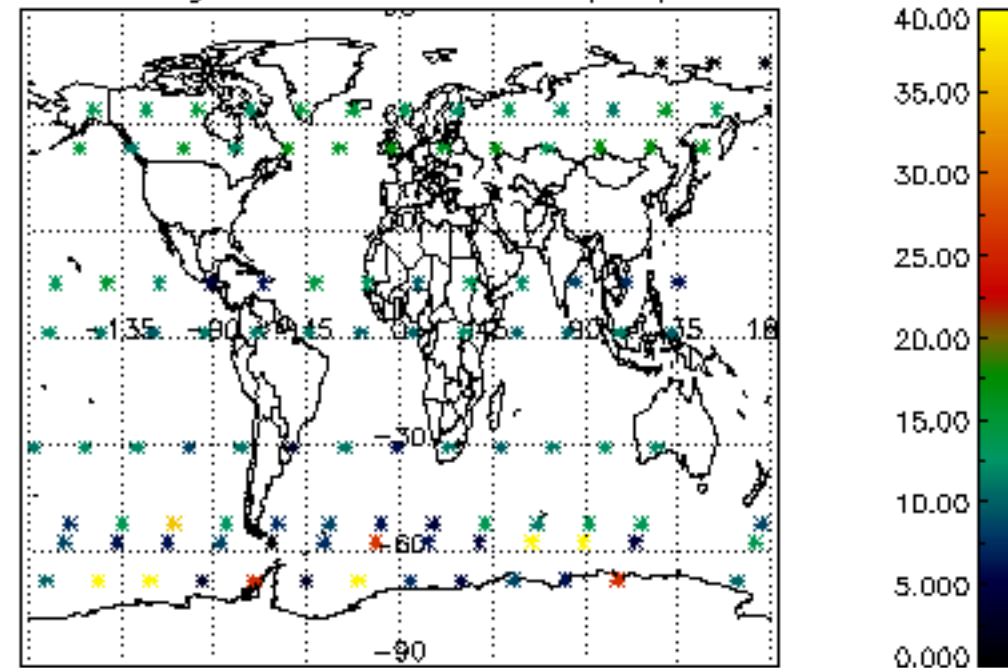
Percentage of datation errors per profile

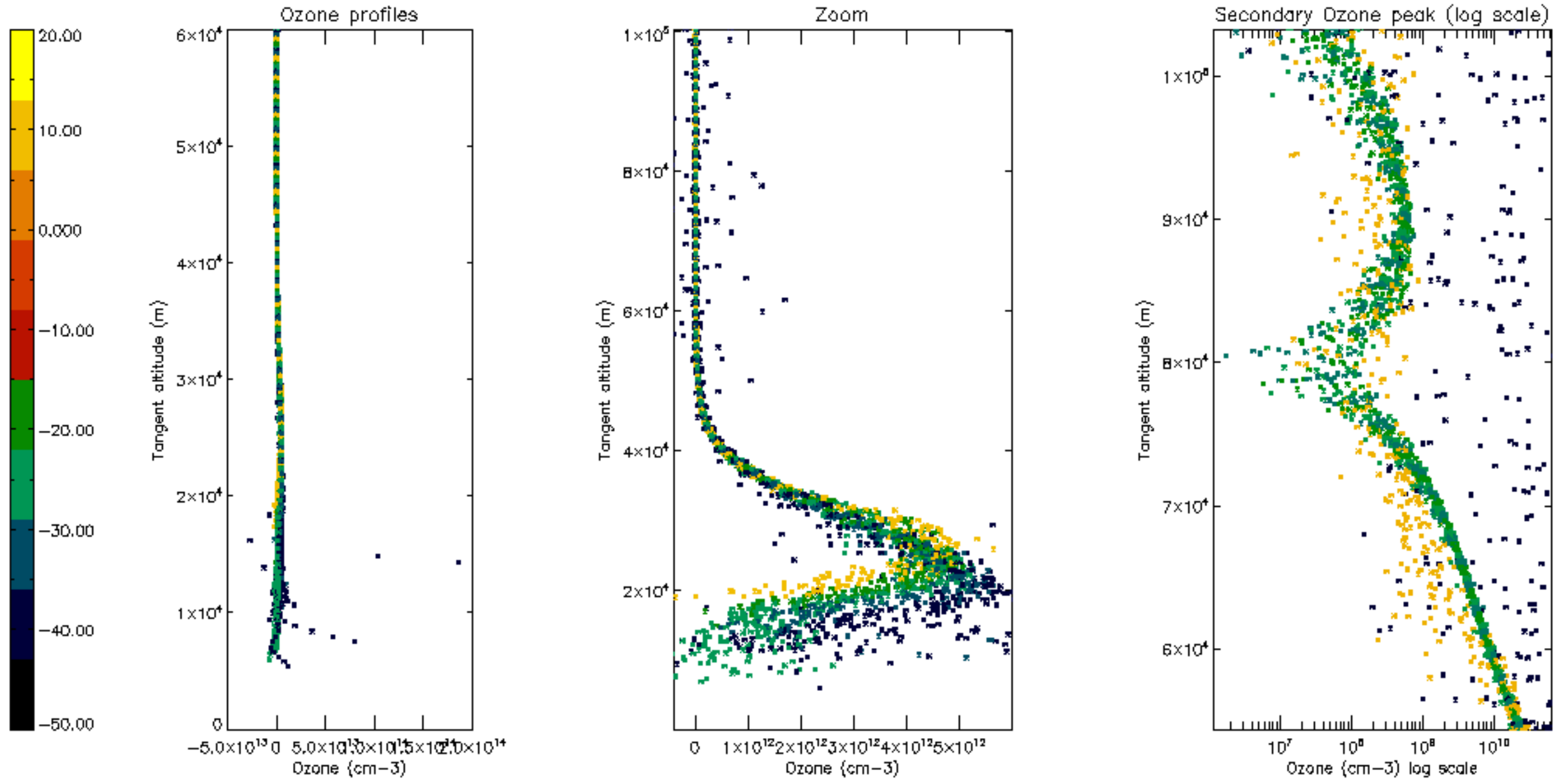


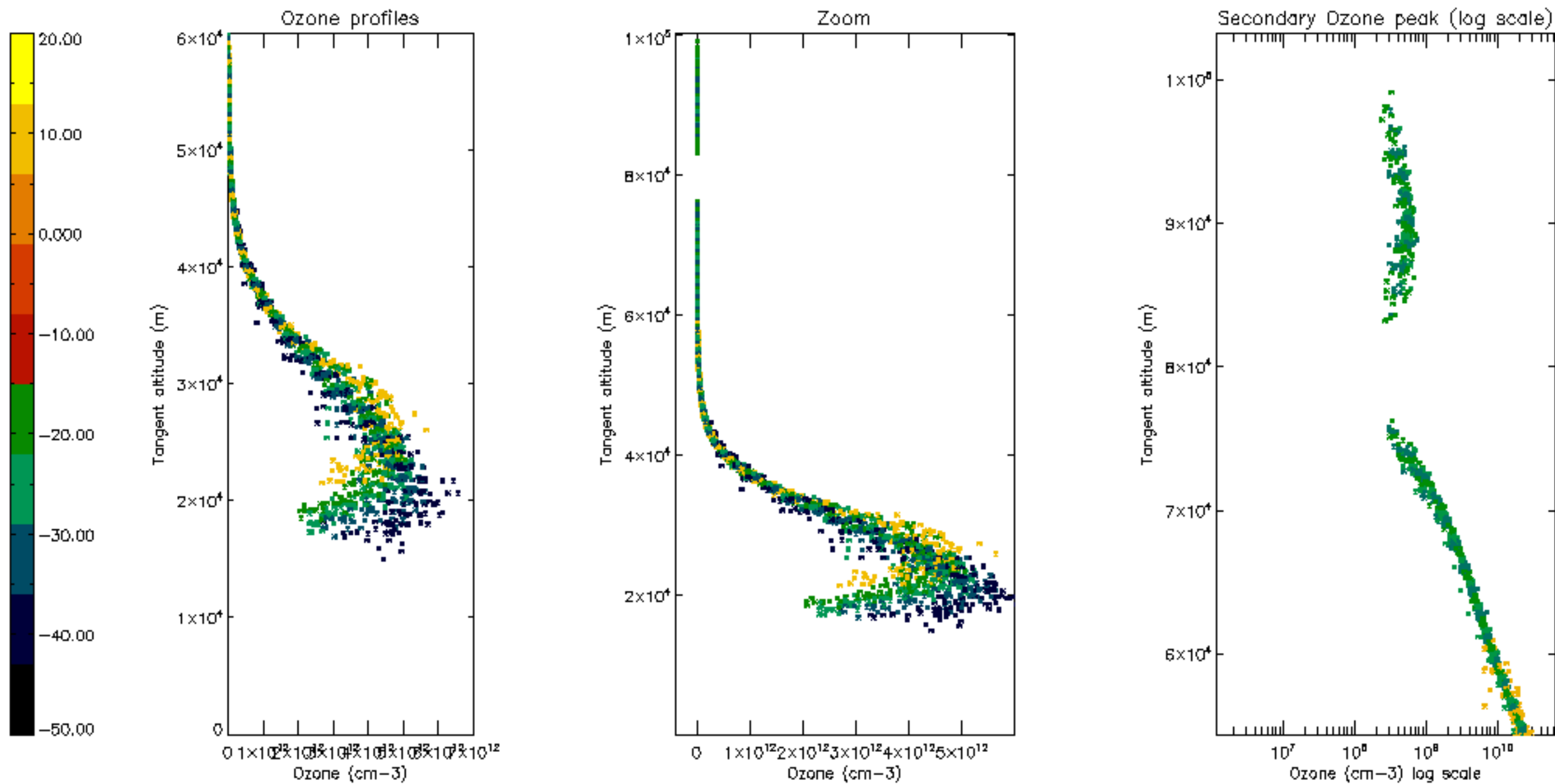
Percentage of star falling outside central band per profile

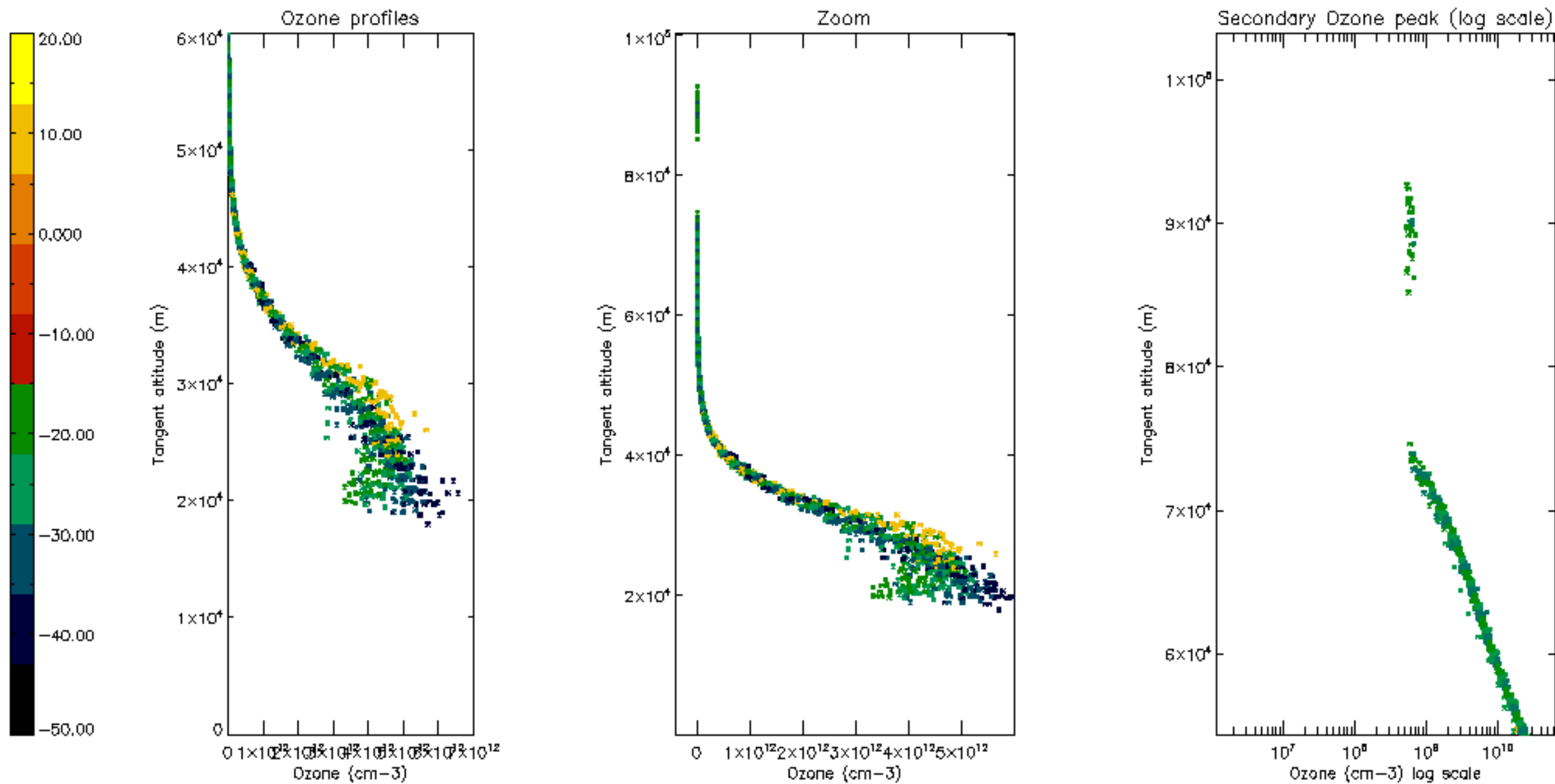


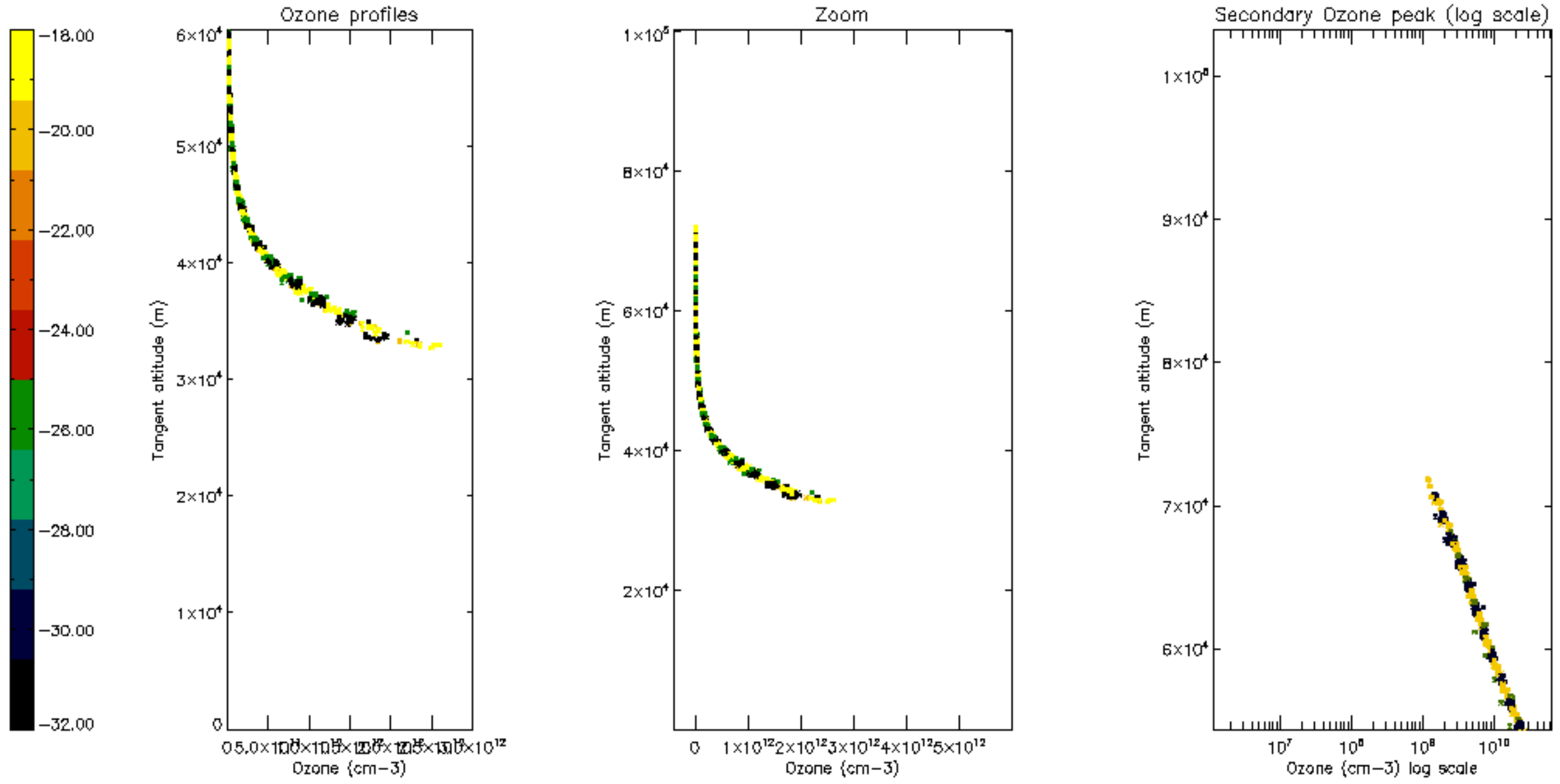
Percentage of saturation errors per profile

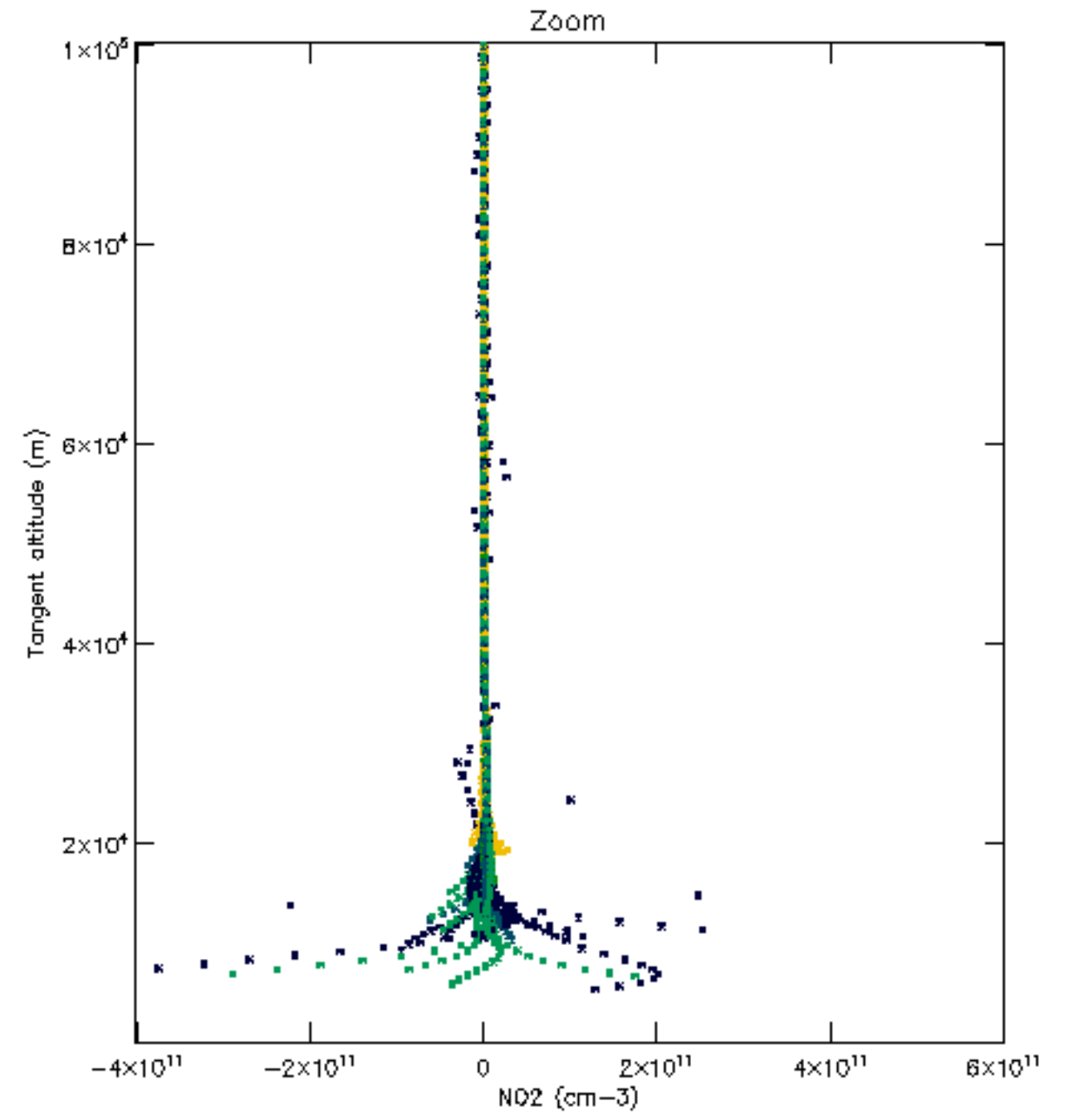
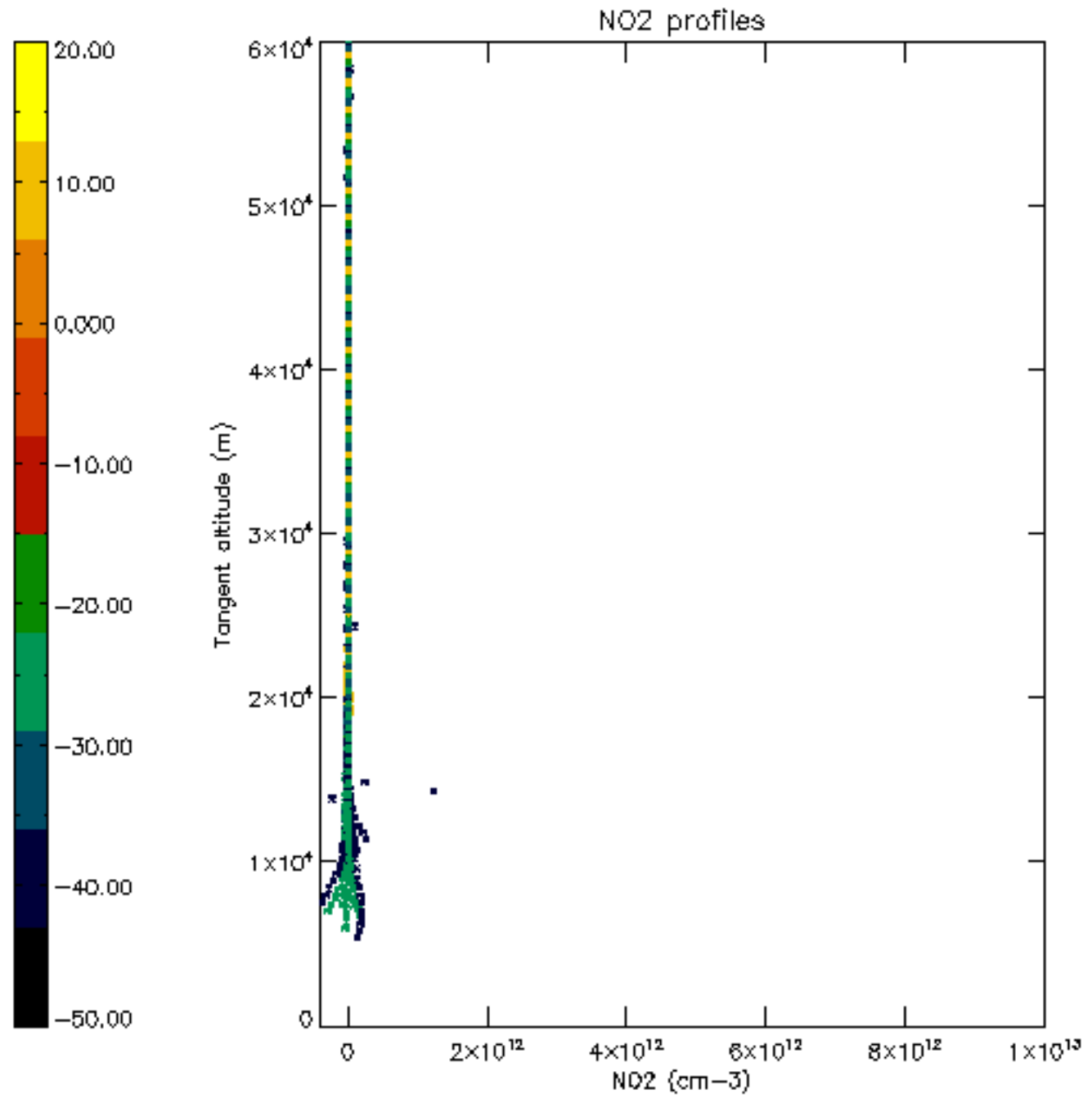


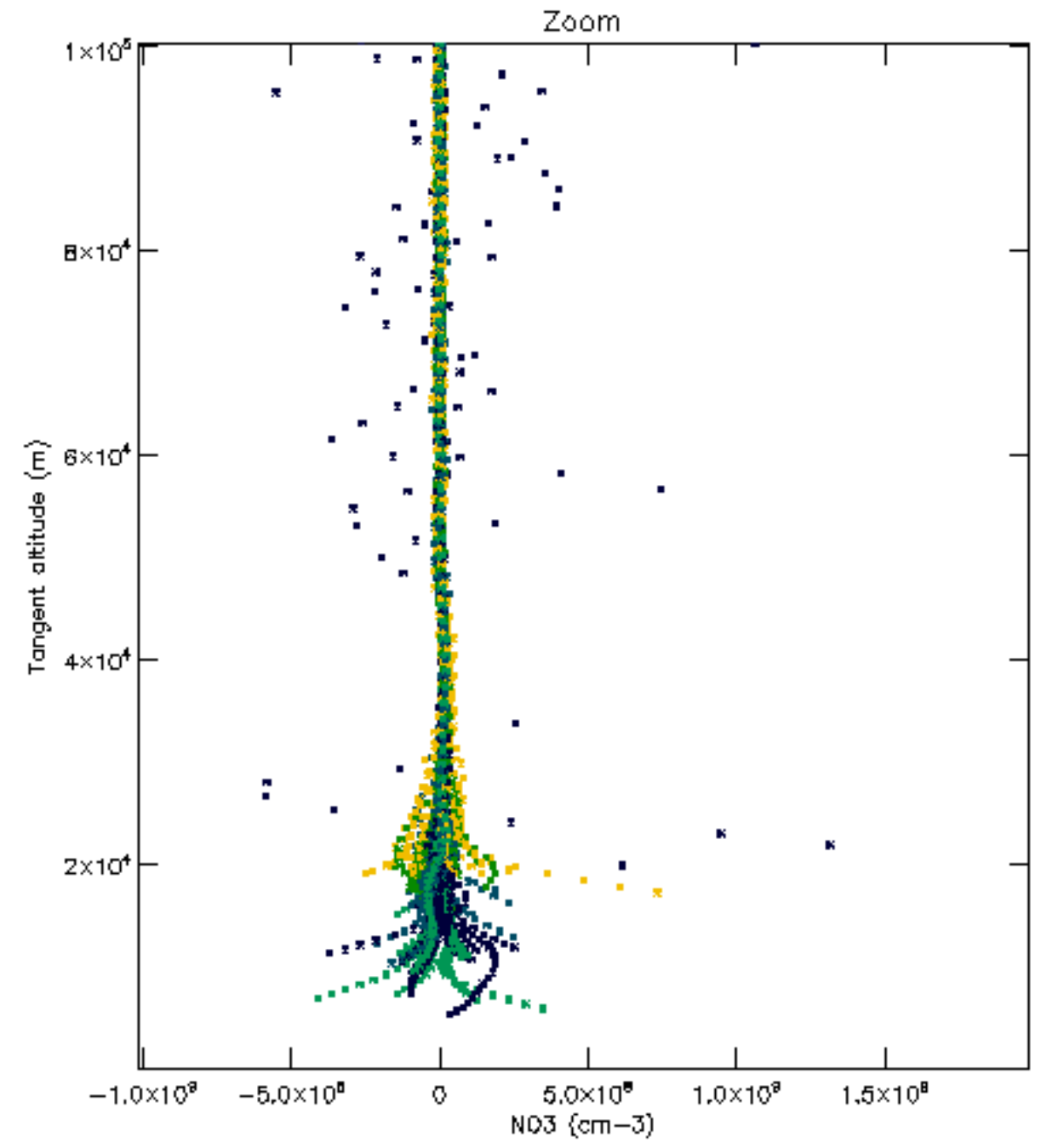
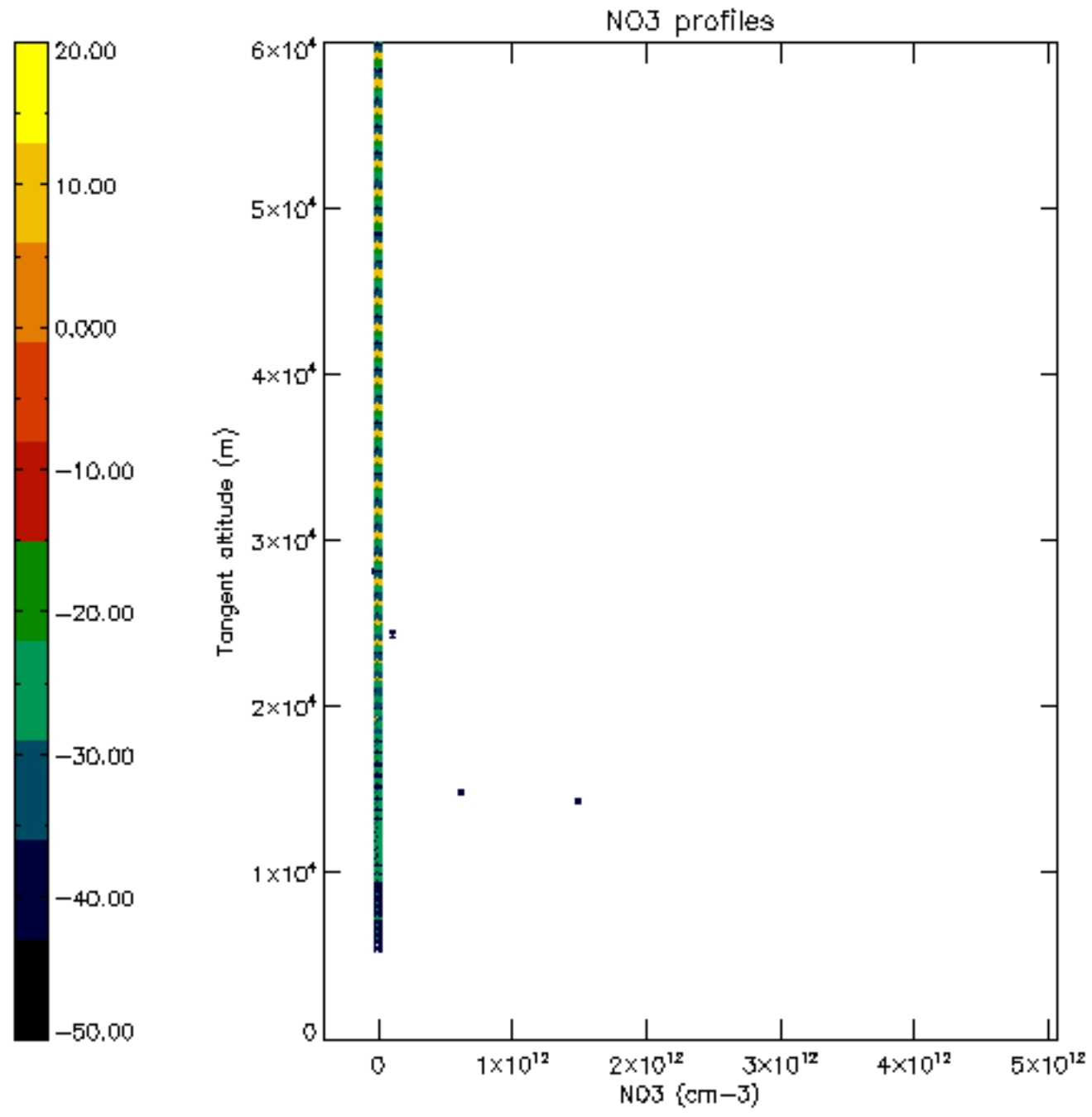


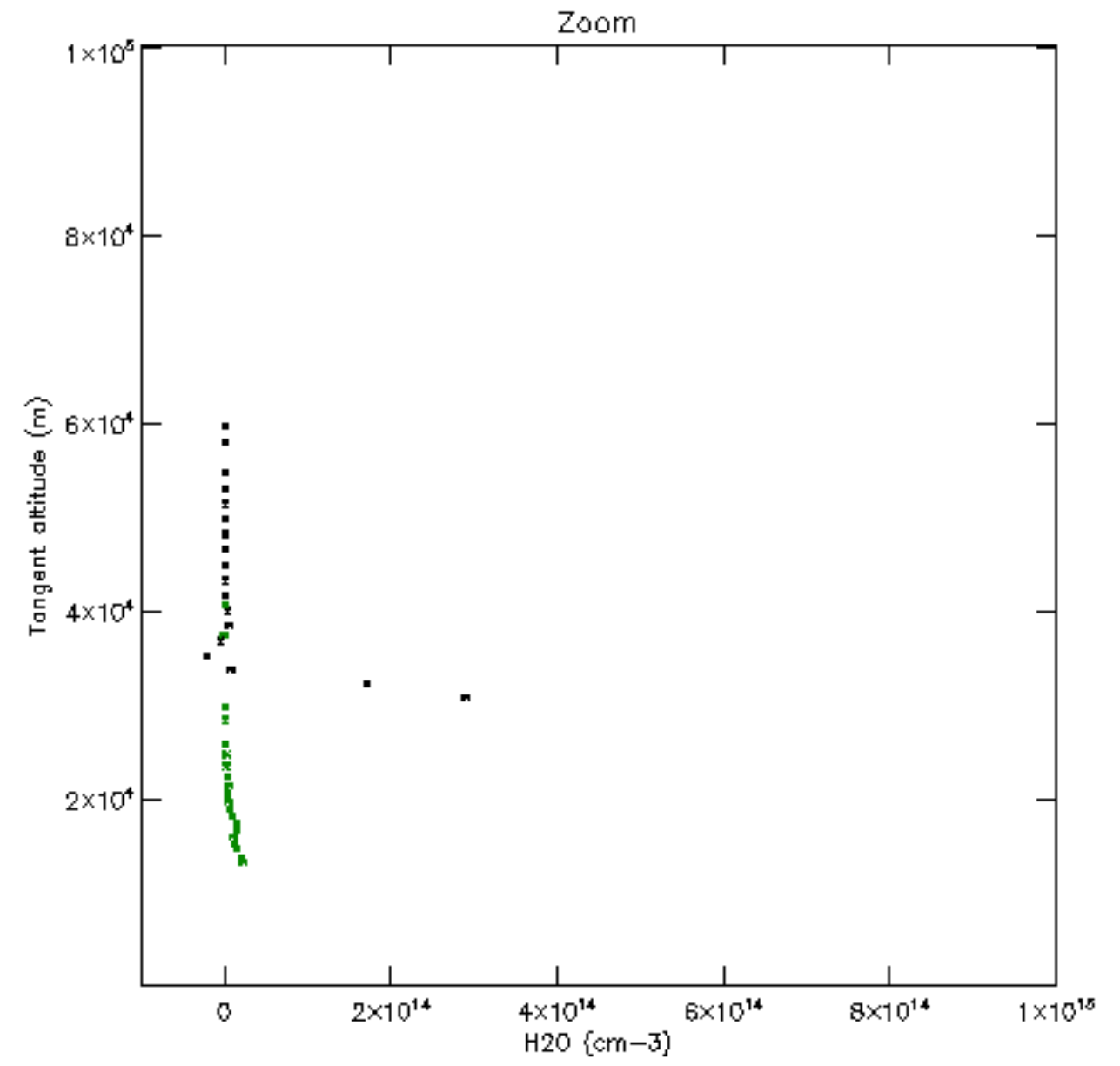
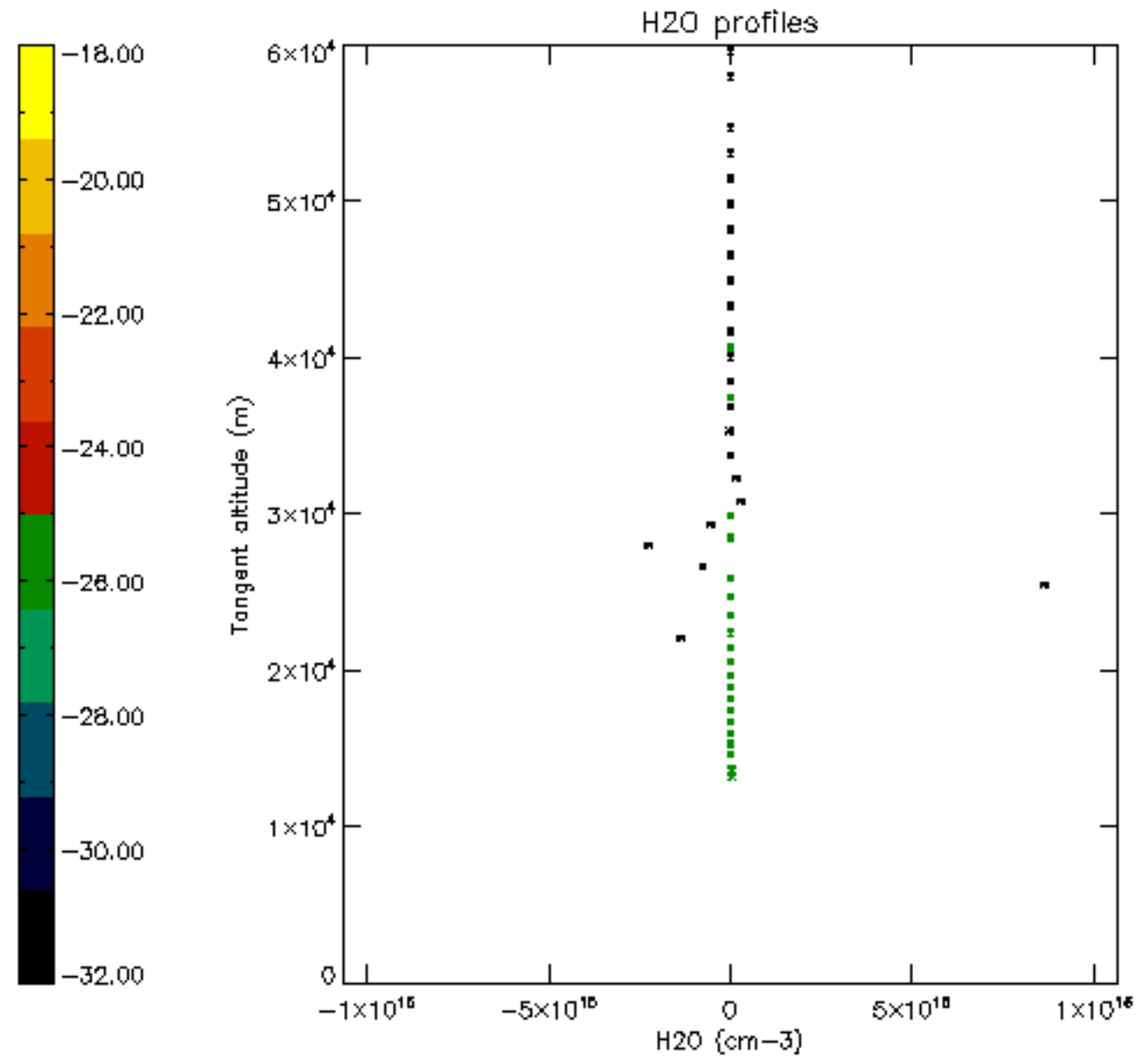


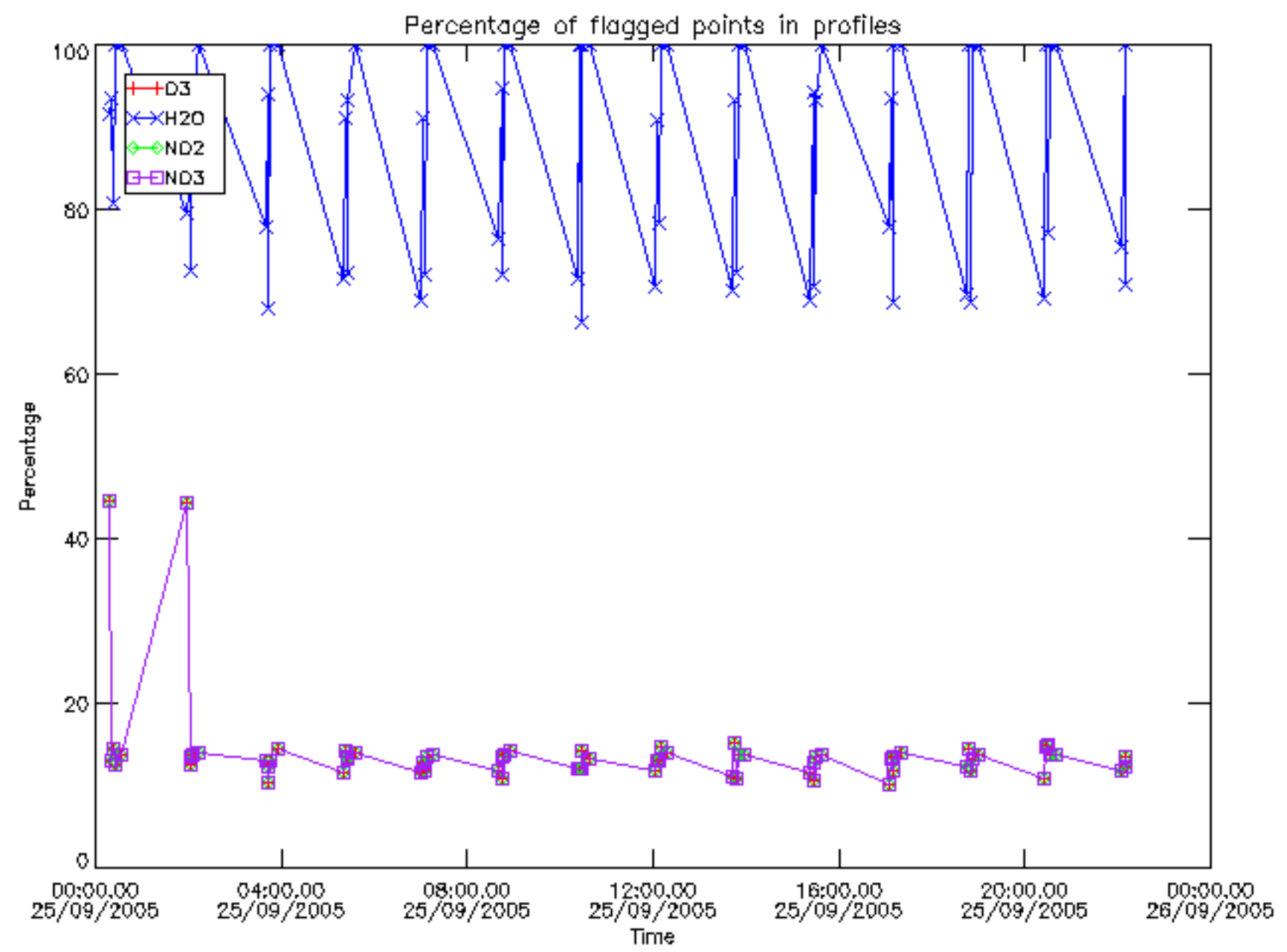




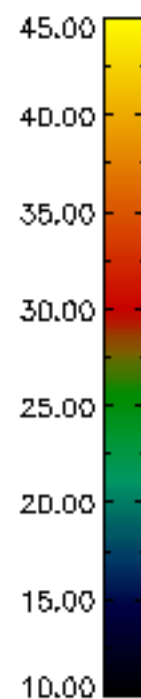
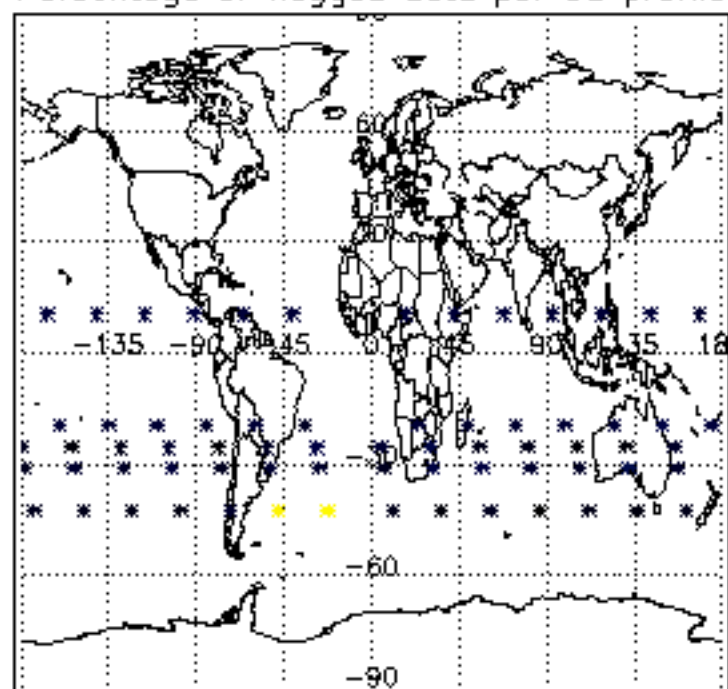




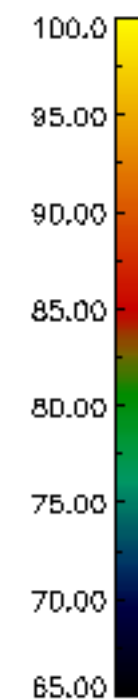
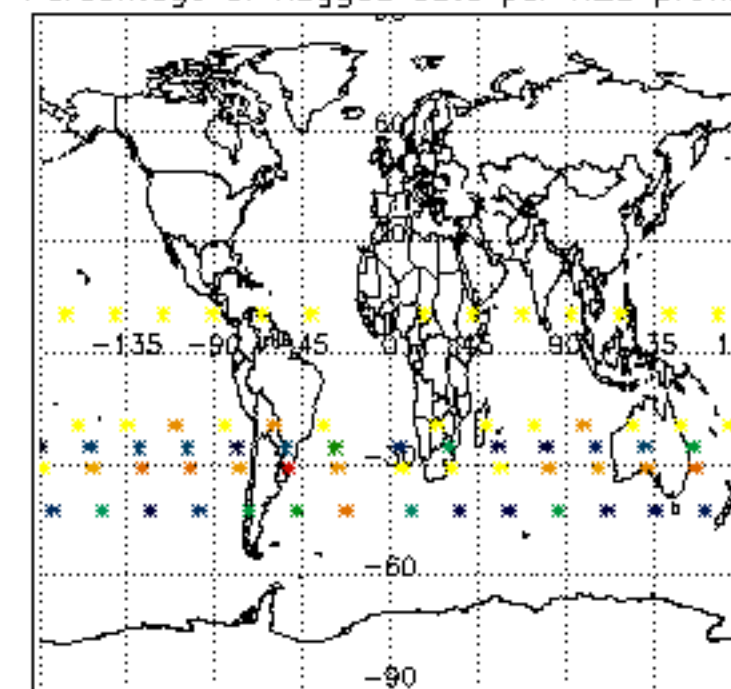




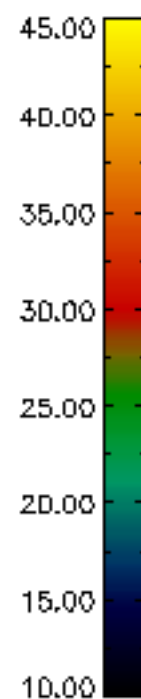
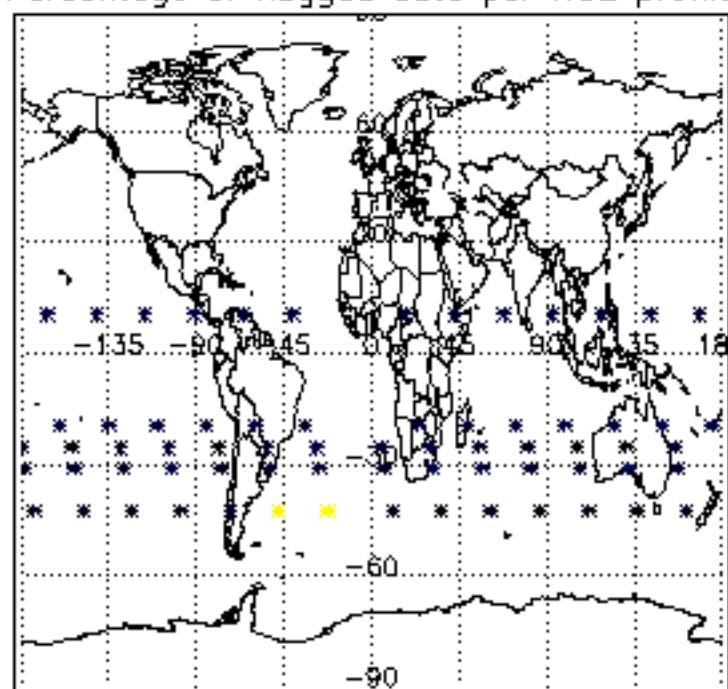
Percentage of flagged data per D3 profile



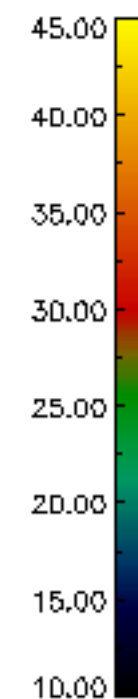
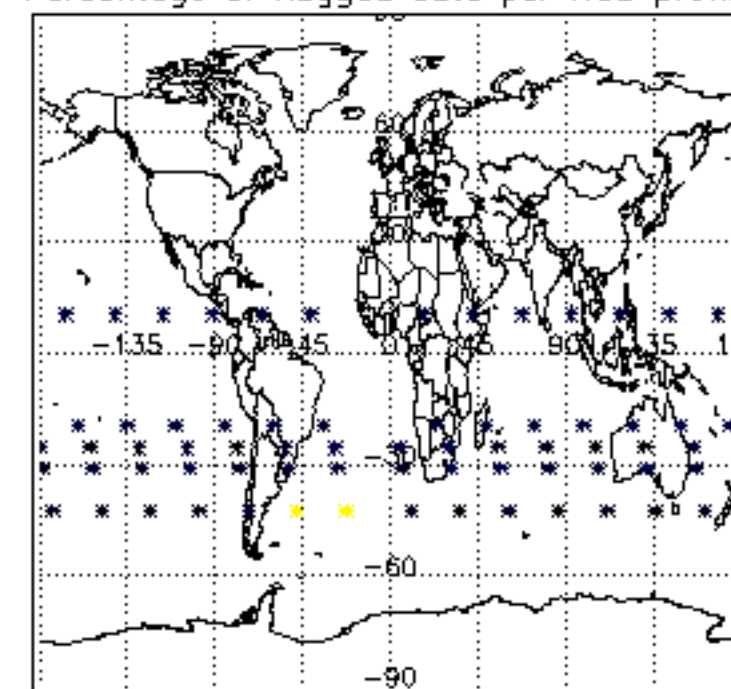
Percentage of flagged data per H2O profile

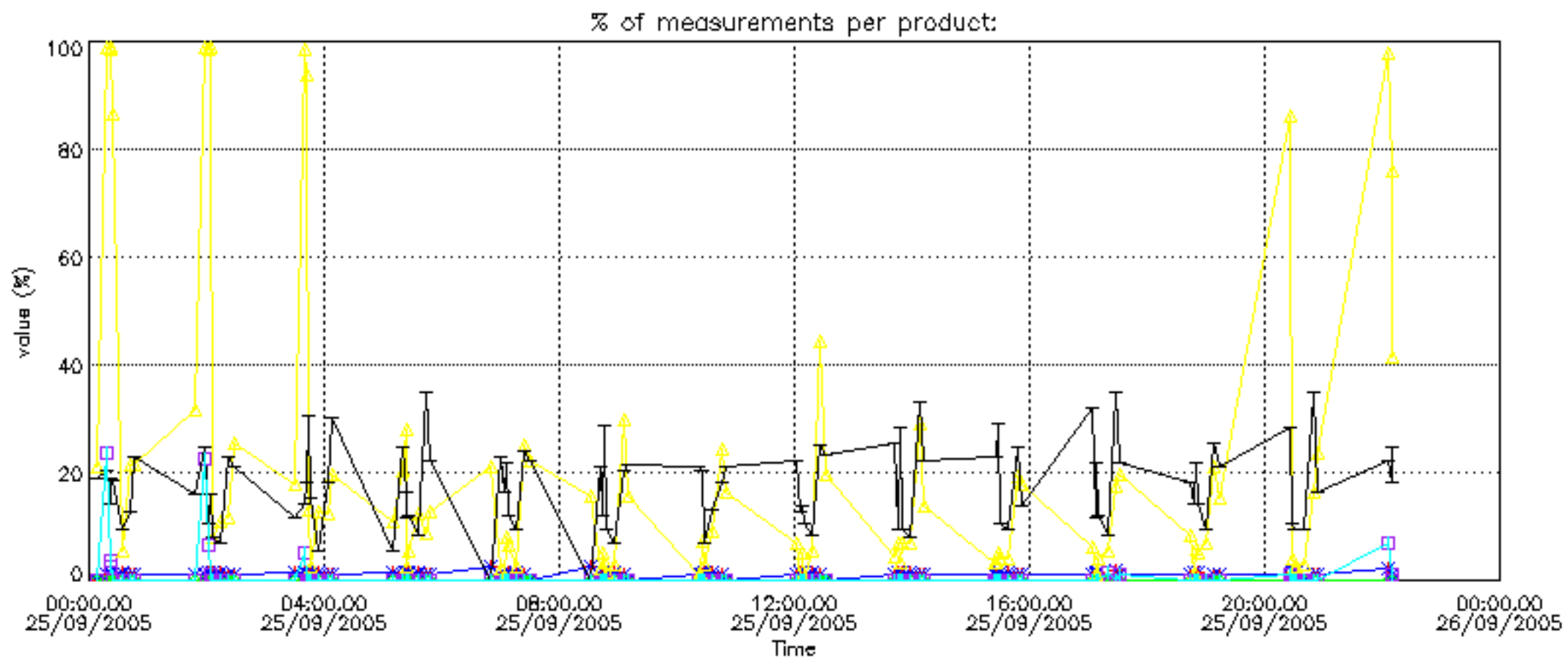


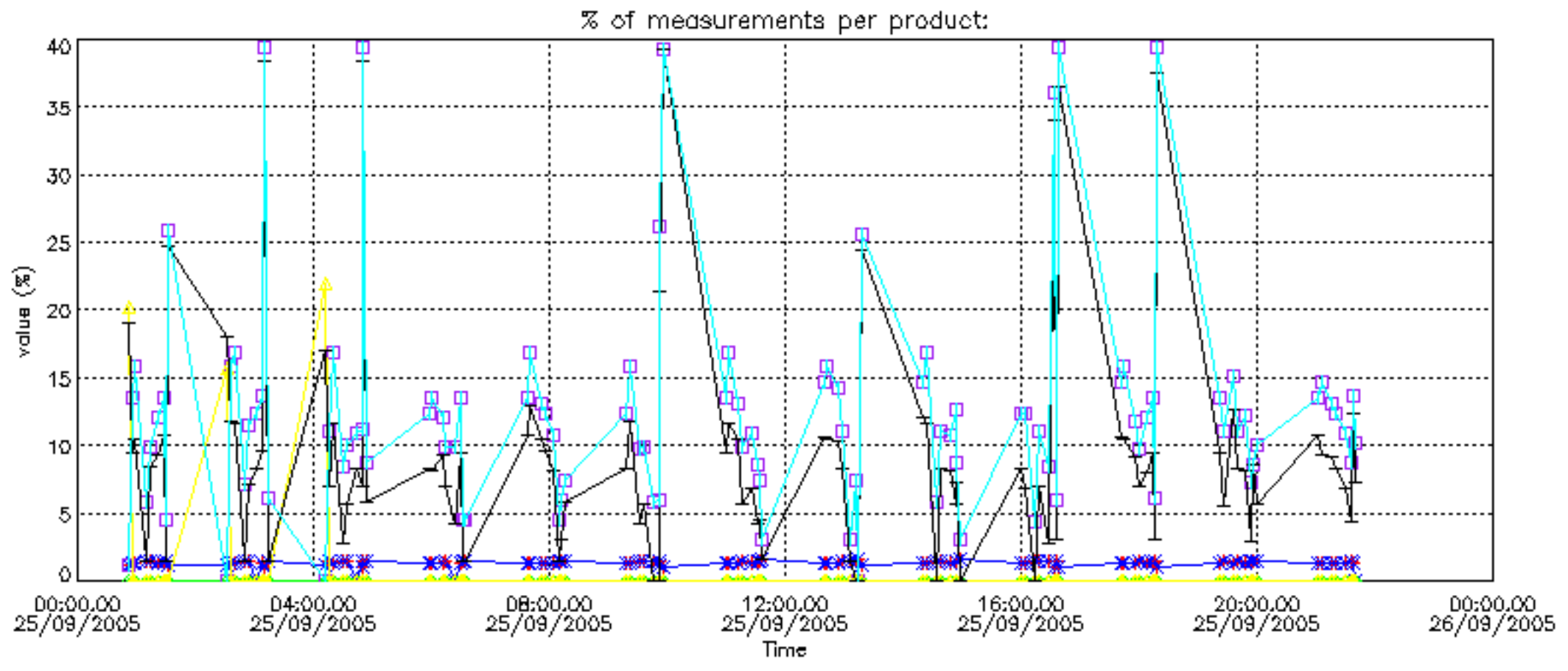
Percentage of flagged data per NO2 profile



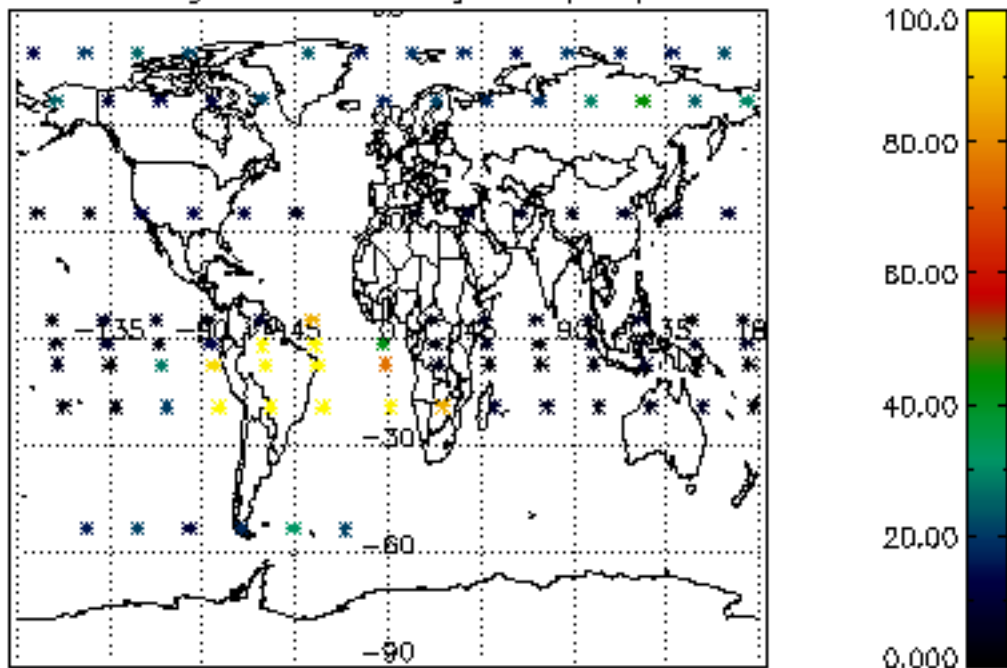
Percentage of flagged data per NO3 profile



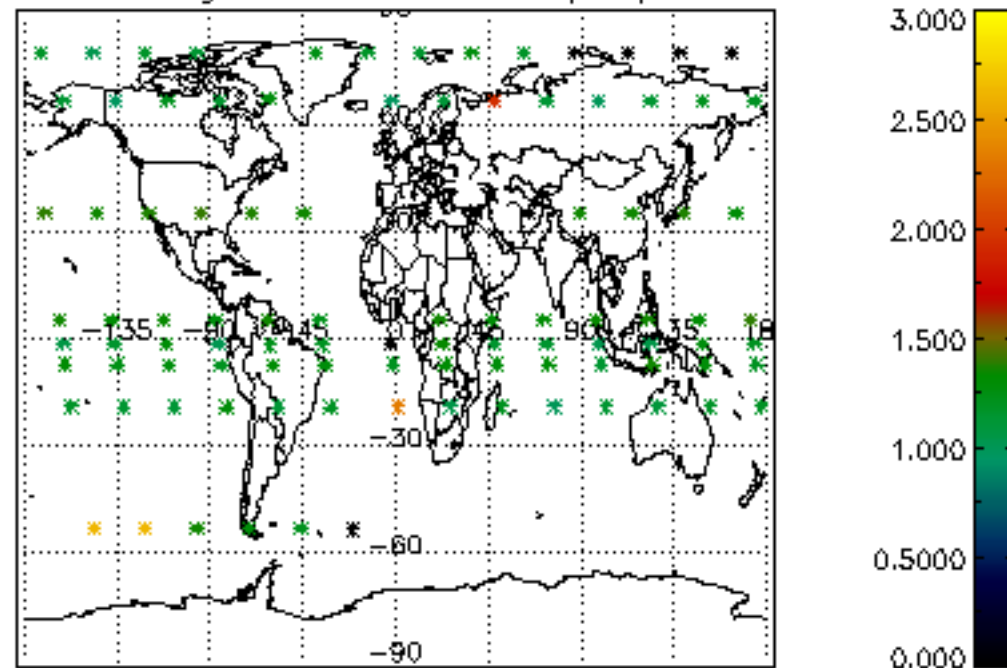




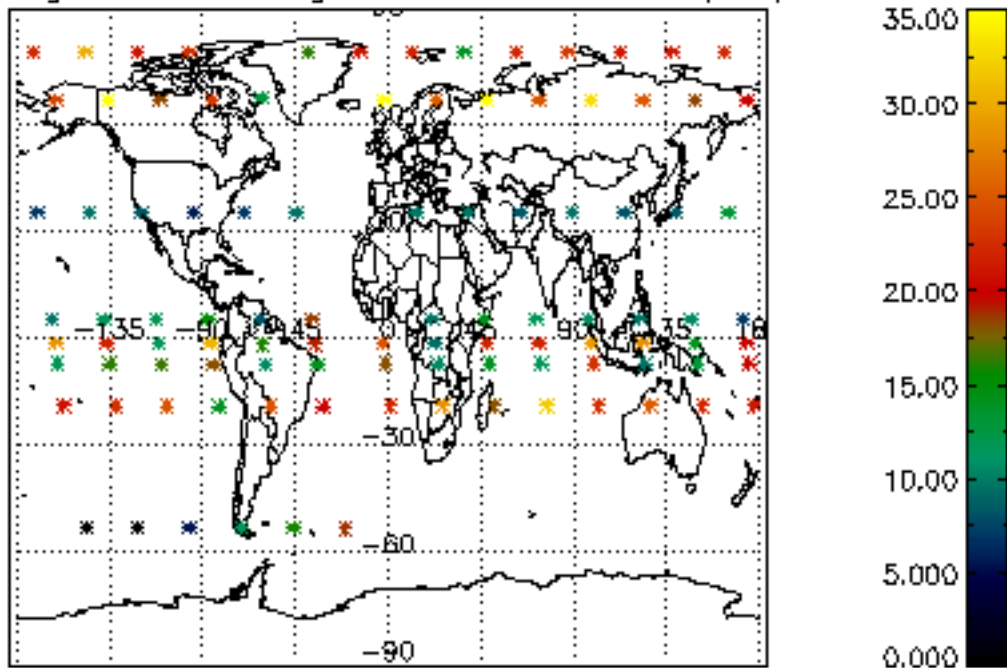
Percentage of cosmic ray hits per profile



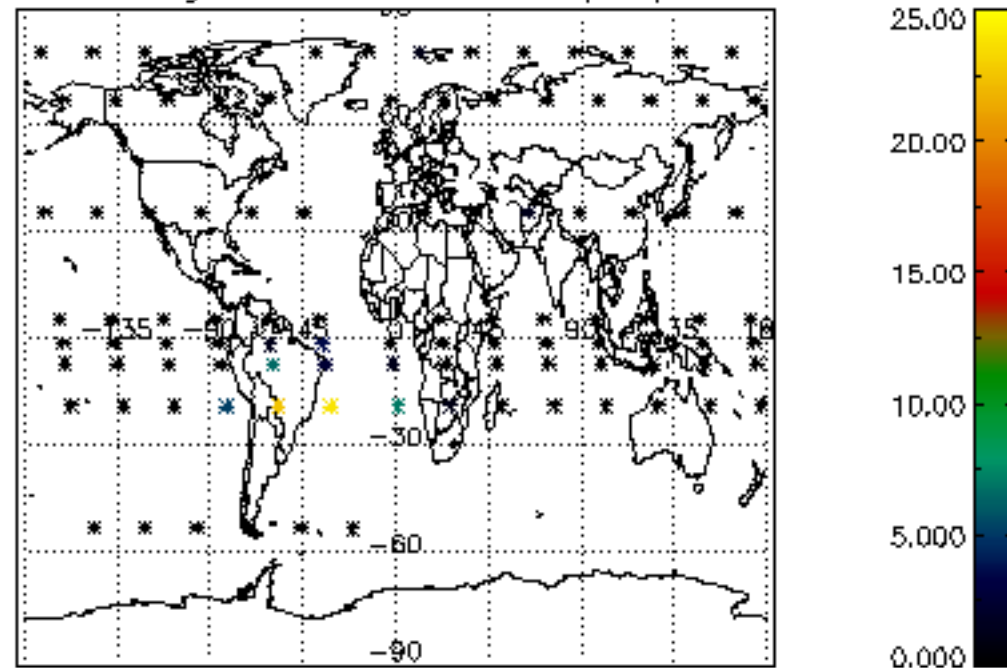
Percentage of datation errors per profile



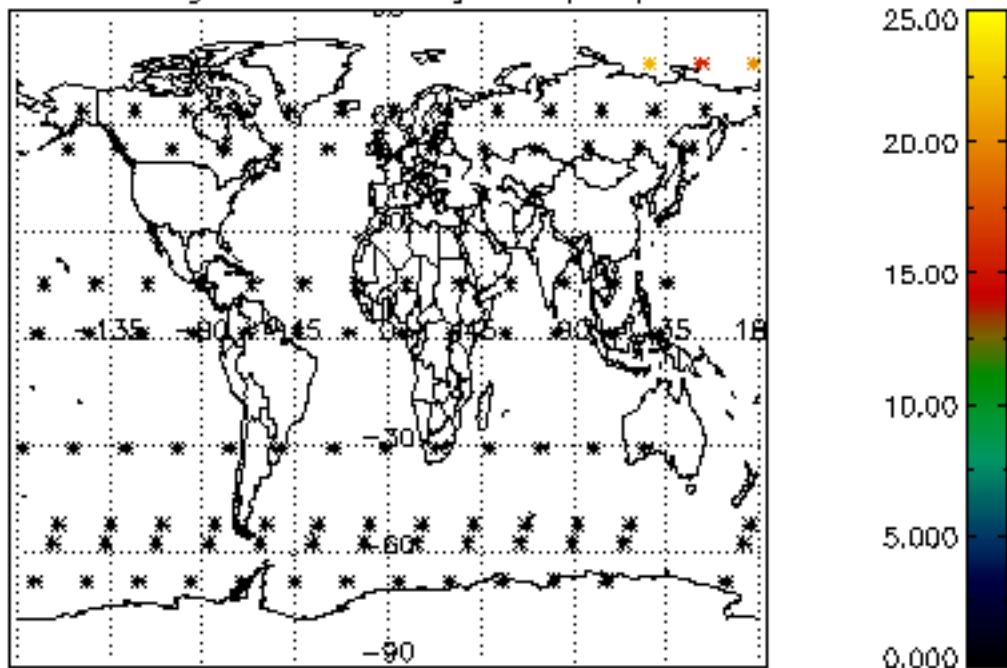
Percentage of star falling outside central band per profile



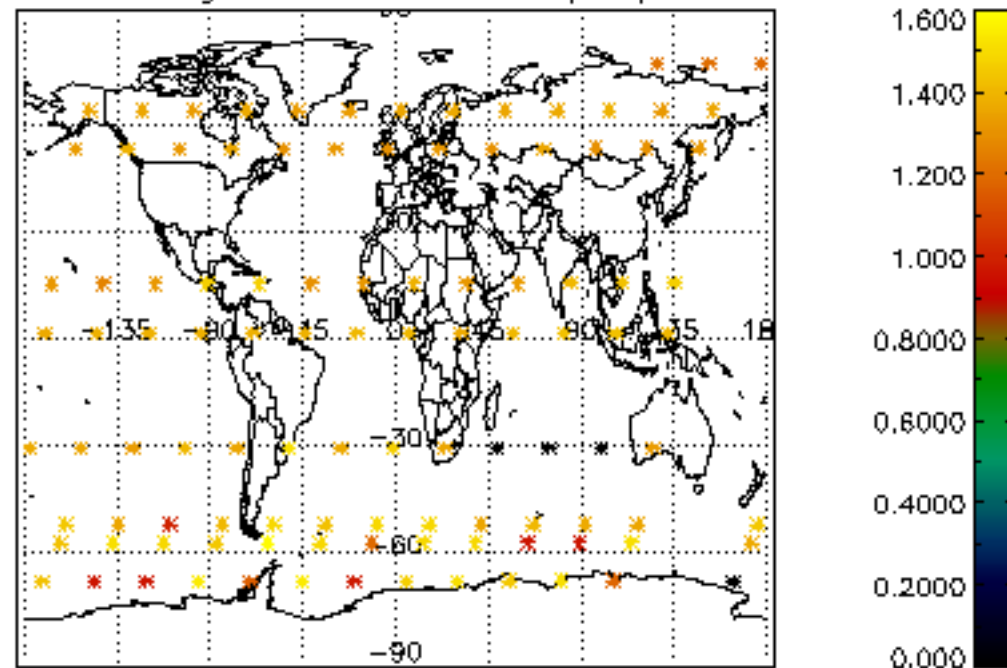
Percentage of saturation errors per profile



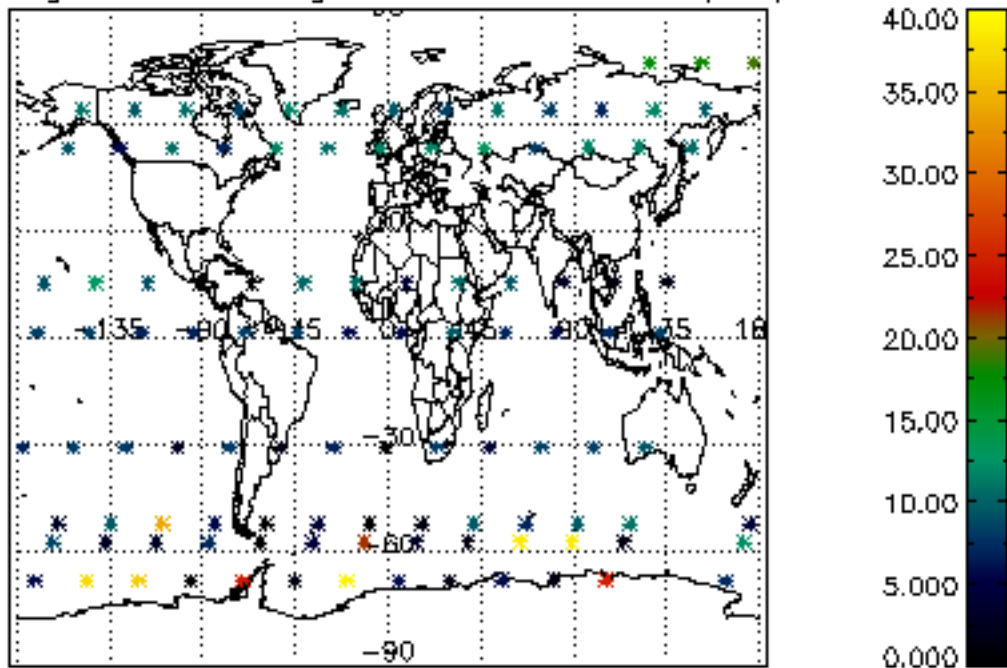
Percentage of cosmic ray hits per profile



Percentage of datation errors per profile



Percentage of star falling outside central band per profile



Percentage of saturation errors per profile

