

GOMOS Level 2 Daily Report

SUMMARY

[1. General Info](#)

[2. Summary of processed GOM_NL_2P products](#)

[3. Level 2 Quality information per product](#)

[3.1 Plot of level 2 quality information per product \(time dependant\)](#)

[3.2 Plot of level 2 quality information per product \(world map\)](#)

[4. Level 1 Quality information per product \(stored on level 2 products\)](#)

[4.1 Plot of level 1 quality information per product \(time dependant\)](#)

[4.1.1 Plot of level 1 quality information per product \(time dependant\): ASCENDING](#)

[4.1.2 Plot of level 1 quality information per product \(time dependant\): DESCENDING](#)

[4.2 Plot of level 1 quality information per product \(world map\)](#)

[4.2.1 Plot of level 1 quality information per product \(world map\): ASCENDING](#)

[4.2.2 Plot of level 1 quality information per product \(world map\): DESCENDING](#)

[5. Ozone profiles based on quality statistics and other trace gas profiles](#)

[5.1 Ozone statistics based on quality of products](#)

[5.2 Plot ozone profiles for all STD \(dark without errors\)](#)

[5.3 Plot ozone profiles where STD < 20% \(dark without errors\)](#)

[5.4. Plot ozone profiles where STD < 10% \(dark without errors\)](#)

[5.5. Plot ozone profiles where STD < 5% \(dark without errors\)](#)

[5.6 Plot NO2 profiles for all STD \(dark without errors\)](#)

[5.7 Plot NO3 profiles for all STD \(dark without errors\)](#)

[5.8 Plot H2O profiles \(only for occultations of stars 1,2,3,4,13,14,16,26,63 dark without errors\) for all STD](#)

[6. Auxiliary Data Files used for the production reported in section 2](#)

This report presents the daily analysis on parameters extracted from GOMOS level 2 data (GOM_NL__2P). It is intended to monitor some important parameters that will impact the quality of these products. A list of level 2 products (and content) that have arrived during the reporting day to the PCF is also given.

Item	Value
Time of report generation	18APR2013 11:09:00
Data source version	GOMOS/6.01
Start time of products	23-09-2005 (23SEP2005 00:00:00)
Stop time of products	24-09-2005 (24SEP2005 00:00:00)
Store outputs in DB	Yes
Nb of level 2 prods	262
Nb of prods with errors	0

2. Summary of processed GOM_NL__2P products.

Nr	Filename	UTC Start time	Limb	Duration	Star Id	Star Name	Star Mag	Star Temp	Nb Meas	Orbit	Prod. error
1	GOM_NL__2PRFIN20050923_000118_000000382041_00045_18636_6993.N1	23-SEP-2005 00:01:18	Straylight	38.000	148	Alp Tuc	2.8780	4100.0	76	18636	No
2	GOM_NL__2PRFIN20050923_000504_000000382041_00045_18636_6994.N1	23-SEP-2005 00:05:04	Straylight	38.000	31	Alp Gru	1.7340	15200.	76	18636	No
3	GOM_NL__2PRFIN20050923_000752_000000372041_00045_18636_6995.N1	23-SEP-2005 00:07:52	Straylight	37.000	172	Gam Gru	3.0030	13100.	74	18636	No
4	GOM_NL__2PRFIN20050923_000922_000000412041_00045_18636_6996.N1	23-SEP-2005 00:09:22	Straylight	41.000	18	24Alp PsA	1.1660	9700.0	82	18636	No
5	GOM_NL__2PRFIN20050923_001352_000000412041_00045_18636_6997.N1	23-SEP-2005 00:13:52	Twilight_and_stray	41.000	142	49Del Cap	2.8500	8900.0	82	18636	No
6	GOM_NL__2PRFIN20050923_001802_000000372041_00045_18636_6998.N1	23-SEP-2005 00:18:02	Bright	37.000	162	34Alp Aqr	2.9440	5350.0	74	18636	No
7	GOM_NL__2PRFIN20050923_002105_000000382041_00045_18636_6999.N1	23-SEP-2005 00:21:05	Bright	37.500	61	8Eps Peg	2.1000	3900.0	75	18636	No
8	GOM_NL__2PRFIN20050923_002840_000000392041_00045_18636_7000.N1	23-SEP-2005 00:28:40	Bright	39.000	92	53Eps Cyg	2.5000	4500.0	78	18636	No
9	GOM_NL__2PRFIN20050923_003142_000000382041_00045_18636_7001.N1	23-SEP-2005 00:31:42	Bright	38.000	19	50Alp Cyg	1.2460	10500.	76	18636	No
10	GOM_NL__2PRFIN20050923_003543_000000362041_00045_18636_7002.N1	23-SEP-2005 00:35:43	Bright	36.000	89	5Alp Cep	2.4510	8000.0	72	18636	No
11	GOM_NL__2PRFIN20050923_004441_000000342041_00045_18636_7003.N1	23-SEP-2005 00:44:41	Bright	34.000	60	7Bet UMi	2.0810	3950.0	68	18636	No
12	GOM_NL__2PRFIN20050923_005052_000000352041_00045_18636_7004.N1	23-SEP-2005 00:50:52	Bright	35.000	36	50Alp UMa	1.8000	6300.0	70	18636	No
13	GOM_NL__2PRFIN20050923_005220_000000412041_00045_18636_7005.N1	23-SEP-2005 00:52:20	Bright	40.500	82	48Bet UMa	2.3650	10600.	81	18636	No
14	GOM_NL__2PRFIN20050923_005529_000000352041_00045_18636_7006.N1	23-SEP-2005 00:55:29	Bright	34.500	174	52Psi UMa	3.0040	4400.0	69	18636	No
15	GOM_NL__2PRFIN20050923_010208_000000342041_00045_18636_7007.N1	23-SEP-2005 01:02:08	Bright	33.500	166	17Eps Leo	2.9800	6000.0	67	18636	No
16	GOM_NL__2PRFIN20050923_012107_000000412041_00045_18636_7008.N1	23-SEP-2005 01:21:07	Dark	41.000	65	Lam Vel	2.2040	4400.0	82	18636	No
17	GOM_NL__2PRFIN20050923_012425_000000402041_00045_18636_7009.N1	23-SEP-2005 01:24:25	Dark	40.000	46	Del Vel	1.9540	10600.	80	18636	No
18	GOM_NL__2PRFIN20050923_012559_000000432041_00045_18636_7010.N1	23-SEP-2005 01:25:59	Dark	43.000	41	Eps Car	1.8600	4100.0	86	18636	No
19	GOM_NL__2PRFIN20050923_012803_000000382041_00046_18637_6991.N1	23-SEP-2005 01:28:03	Dark	37.500	29	Bet Car	1.6720	10200.	75	18637	No
20	GOM_NL__2PRFIN20050923_013626_000000382041_00046_18637_6992.N1	23-SEP-2005 01:36:26	Dark	37.500	135	Bet Hyi	2.8200	5800.0	75	18637	No
21	GOM_NL__2PRFIN20050923_014154_000000392041_00046_18637_6993.N1	23-SEP-2005 01:41:54	Straylight	39.000	148	Alp Tuc	2.8780	4100.0	78	18637	No
22	GOM_NL__2PRFIN20050923_014540_000000402041_00046_18637_6994.N1	23-SEP-2005 01:45:40	Straylight	40.000	31	Alp Gru	1.7340	15200.	80	18637	No
23	GOM_NL__2PRFIN20050923_014828_000000382041_00046_18637_6995.N1	23-SEP-2005 01:48:28	Straylight	37.500	172	Gam Gru	3.0030	13100.	75	18637	No
24	GOM_NL__2PRFIN20050923_014958_000000422041_00046_18637_6996.N1	23-SEP-2005 01:49:58	Straylight	42.000	18	24Alp PsA	1.1660	9700.0	84	18637	No
25	GOM_NL__2PRFIN20050923_015428_000000432041_00046_18637_6997.N1	23-SEP-2005 01:54:28	Twilight_and_stray	42.500	142	49Del Cap	2.8500	8900.0	85	18637	No
26	GOM_NL__2PRFIN20050923_015838_000000372041_00046_18637_6998.N1	23-SEP-2005 01:58:38	Bright	36.500	162	34Alp Aqr	2.9440	5350.0	73	18637	No
27	GOM_NL__2PRFIN20050923_020141_000000392041_00046_18637_6999.N1	23-SEP-2005 02:01:41	Bright	38.500	61	8Eps Peg	2.1000	3900.0	77	18637	No
28	GOM_NL__2PRFIN20050923_020917_000000362041_00046_18637_7000.N1	23-SEP-2005 02:09:17	Bright	36.000	92	53Eps Cyg	2.5000	4500.0	72	18637	No
29	GOM_NL__2PRFIN20050923_021218_000000372041_00046_18637_7001.N1	23-SEP-2005 02:12:18	Bright	36.500	19	50Alp Cyg	1.2460	10500.	73	18637	No
30	GOM_NL__2PRFIN20050923_021619_000000332041_00046_18637_7002.N1	23-SEP-2005 02:16:19	Bright	33.000	89	5Alp Cep	2.4510	8000.0	66	18637	No
31	GOM_NL__2PRFIN20050923_022517_000000382041_00046_18637_7003.N1	23-SEP-2005 02:25:17	Bright	37.500	60	7Bet UMi	2.0810	3950.0	75	18637	No
32	GOM_NL__2PRFIN20050923_023128_000000372041_00046_18637_7004.N1	23-SEP-2005 02:31:28	Bright	36.500	36	50Alp UMa	1.8000	6300.0	73	18637	No
33	GOM_NL__2PRFIN20050923_023256_000000352041_00046_18637_7005.N1	23-SEP-2005 02:32:56	Bright	35.000	82	48Bet UMa	2.3650	10600.	70	18637	No
34	GOM_NL__2PRFIN20050923_023605_000000332041_00046_18637_7006.N1	23-SEP-2005 02:36:05	Bright	33.000	174	52Psi UMa	3.0040	4400.0	66	18637	No
35	GOM_NL__2PRFIN20050923_024244_000000342041_00046_18637_7007.N1	23-SEP-2005 02:42:44	Bright	33.500	166	17Eps Leo	2.9800	6000.0	67	18637	No
36	GOM_NL__2PRFIN20050923_030143_000000432041_00046_18637_7008.N1	23-SEP-2005 03:01:43	Dark	42.500	65	Lam Vel	2.2040	4400.0	85	18637	No
37	GOM_NL__2PRFIN20050923_030501_000000372041_00046_18637_7009.N1	23-SEP-2005 03:05:01	Dark	37.000	46	Del Vel	1.9540	10600.	74	18637	No
38	GOM_NL__2PRFIN20050923_030636_000000402041_00046_18637_7010.N1	23-SEP-2005 03:06:36	Dark	40.000	41	Eps Car	1.8600	4100.0	80	18637	No
39	GOM_NL__2PRFIN20050923_030839_000000372041_00047_18638_6991.N1	23-SEP-2005 03:08:39	Dark	37.000	29	Bet Car	1.6720	10200.	74	18638	No
40	GOM_NL__2PRFIN20050923_031702_000000382041_00047_18638_6992.N1	23-SEP-2005 03:17:02	Dark	37.500	135	Bet Hyi	2.8200	5800.0	75	18638	No
41	GOM_NL__2PRFIN20050923_032230_000000392041_00047_18638_6993.N1	23-SEP-2005 03:22:30	Straylight	38.500	148	Alp Tuc	2.8780	4100.0	77	18638	No
42	GOM_NL__2PRFIN20050923_032616_000000392041_00047_18638_6994.N1	23-SEP-2005 03:26:16	Straylight	39.000	31	Alp Gru	1.7340	15200.	78	18638	No

43	GOM_NL__2PRFIN20050923_032904_000000382041_00047_18638_6995.N1	23-SEP-2005 03:29:04	Straylight	37.500	172	Gam Gru	3.0030	13100.	75	18638	No
44	GOM_NL__2PRFIN20050923_033034_000000432041_00047_18638_6996.N1	23-SEP-2005 03:30:34	Straylight	42.500	18	24Alp PsA	1.1660	9700.0	85	18638	No
45	GOM_NL__2PRFIN20050923_033505_000000392041_00047_18638_6997.N1	23-SEP-2005 03:35:05	TwI_and_stray	39.000	142	49Del Cap	2.8500	8900.0	78	18638	No
46	GOM_NL__2PRFIN20050923_033914_000000372041_00047_18638_6998.N1	23-SEP-2005 03:39:14	Bright	37.000	162	34Alp Aqr	2.9440	5350.0	74	18638	No
47	GOM_NL__2PRFIN20050923_034218_000000392041_00047_18638_6999.N1	23-SEP-2005 03:42:18	Bright	38.500	61	8Eps Peg	2.1000	3900.0	77	18638	No
48	GOM_NL__2PRFIN20050923_034953_000000242041_00047_18638_7000.N1	23-SEP-2005 03:49:53	TwI_and_stray	24.000	92	53Eps Cyg	2.5000	4500.0	48	18638	No
49	GOM_NL__2PRFIN20050923_035254_000000372041_00047_18638_7001.N1	23-SEP-2005 03:52:54	Bright	36.500	19	50Alp Cyg	1.2460	10500.	73	18638	No
50	GOM_NL__2PRFIN20050923_035655_000000342041_00047_18638_7002.N1	23-SEP-2005 03:56:55	Bright	33.500	89	5Alp Cep	2.4510	8000.0	67	18638	No
51	GOM_NL__2PRFIN20050923_040553_000000352041_00047_18638_7003.N1	23-SEP-2005 04:05:53	Bright	35.000	60	7Bet UMi	2.0810	3950.0	70	18638	No
52	GOM_NL__2PRFIN20050923_041204_000000372041_00047_18638_7004.N1	23-SEP-2005 04:12:04	Bright	37.000	36	50Alp UMa	1.8000	6300.0	74	18638	No
53	GOM_NL__2PRFIN20050923_041332_000000522041_00047_18638_7005.N1	23-SEP-2005 04:13:32	Bright	52.000	82	48Bet UMa	2.3650	10600.	104	18638	No
54	GOM_NL__2PRFIN20050923_041641_000000342041_00047_18638_7006.N1	23-SEP-2005 04:16:41	Bright	34.000	174	52Psi UMa	3.0040	4400.0	68	18638	No
55	GOM_NL__2PRFIN20050923_042320_000000342041_00047_18638_7007.N1	23-SEP-2005 04:23:20	Bright	33.500	166	17Eps Leo	2.9800	6000.0	67	18638	No
56	GOM_NL__2PRFIN20050923_044219_000000412041_00047_18638_7008.N1	23-SEP-2005 04:42:19	Dark	41.000	65	Lam Vel	2.2040	4400.0	82	18638	No
57	GOM_NL__2PRFIN20050923_044538_000000402041_00047_18638_7009.N1	23-SEP-2005 04:45:38	Dark	39.500	46	Del Vel	1.9540	10600.	79	18638	No
58	GOM_NL__2PRFIN20050923_044712_000000502041_00047_18638_7010.N1	23-SEP-2005 04:47:12	Dark	49.500	41	Eps Car	1.8600	4100.0	99	18638	No
59	GOM_NL__2PRFIN20050923_044915_000000372041_00048_18639_6991.N1	23-SEP-2005 04:49:15	Dark	37.000	29	Bet Car	1.6720	10200.	74	18639	No
60	GOM_NL__2PRFIN20050923_045738_000000372041_00048_18639_6992.N1	23-SEP-2005 04:57:38	Dark	37.000	135	Bet Hyi	2.8200	5800.0	74	18639	No
61	GOM_NL__2PRFIN20050923_050306_000000402041_00048_18639_6993.N1	23-SEP-2005 05:03:06	Straylight	39.500	148	Alp Tuc	2.8780	4100.0	79	18639	No
62	GOM_NL__2PRFIN20050923_050652_000000372041_00048_18639_6994.N1	23-SEP-2005 05:06:52	Straylight	36.500	31	Alp Gru	1.7340	15200.	73	18639	No
63	GOM_NL__2PRFIN20050923_050940_000000382041_00048_18639_6995.N1	23-SEP-2005 05:09:40	Straylight	38.000	172	Gam Gru	3.0030	13100.	76	18639	No
64	GOM_NL__2PRFIN20050923_051111_000000452041_00048_18639_6996.N1	23-SEP-2005 05:11:11	Straylight	44.500	18	24Alp PsA	1.1660	9700.0	89	18639	No
65	GOM_NL__2PRFIN20050923_051541_000000392041_00048_18639_6997.N1	23-SEP-2005 05:15:41	TwI_and_stray	38.500	142	49Del Cap	2.8500	8900.0	77	18639	No
66	GOM_NL__2PRFIN20050923_051950_000000382041_00048_18639_6998.N1	23-SEP-2005 05:19:50	Bright	37.500	162	34Alp Aqr	2.9440	5350.0	75	18639	No
67	GOM_NL__2PRFIN20050923_052254_000000382041_00048_18639_6999.N1	23-SEP-2005 05:22:54	Bright	38.000	61	8Eps Peg	2.1000	3900.0	76	18639	No
68	GOM_NL__2PRFIN20050923_053029_000000242041_00048_18639_7000.N1	23-SEP-2005 05:30:29	TwI_and_stray	24.000	92	53Eps Cyg	2.5000	4500.0	48	18639	No
69	GOM_NL__2PRFIN20050923_053331_000000382041_00048_18639_7001.N1	23-SEP-2005 05:33:31	Bright	37.500	19	50Alp Cyg	1.2460	10500.	75	18639	No
70	GOM_NL__2PRFIN20050923_053731_000000352041_00048_18639_7002.N1	23-SEP-2005 05:37:31	Bright	35.000	89	5Alp Cep	2.4510	8000.0	70	18639	No
71	GOM_NL__2PRFIN20050923_054629_000000362041_00048_18639_7003.N1	23-SEP-2005 05:46:29	Bright	35.500	60	7Bet UMi	2.0810	3950.0	71	18639	No
72	GOM_NL__2PRFIN20050923_055240_000000372041_00048_18639_7004.N1	23-SEP-2005 05:52:40	Bright	36.500	36	50Alp UMa	1.8000	6300.0	73	18639	No
73	GOM_NL__2PRFIN20050923_055409_000000352041_00048_18639_7005.N1	23-SEP-2005 05:54:09	Bright	34.500	82	48Bet UMa	2.3650	10600.	69	18639	No
74	GOM_NL__2PRFIN20050923_055717_000000522041_00048_18639_7006.N1	23-SEP-2005 05:57:17	Bright	52.000	174	52Psi UMa	3.0040	4400.0	104	18639	No
75	GOM_NL__2PRFIN20050923_060357_000000342041_00048_18639_7007.N1	23-SEP-2005 06:03:57	Bright	33.500	166	17Eps Leo	2.9800	6000.0	67	18639	No
76	GOM_NL__2PRFIN20050923_062256_000000452041_00048_18639_7008.N1	23-SEP-2005 06:22:56	Dark	44.500	65	Lam Vel	2.2040	4400.0	89	18639	No
77	GOM_NL__2PRFIN20050923_062614_000000402041_00048_18639_7009.N1	23-SEP-2005 06:26:14	Dark	39.500	46	Del Vel	1.9540	10600.	79	18639	No
78	GOM_NL__2PRFIN20050923_062748_000000472041_00048_18639_7010.N1	23-SEP-2005 06:27:48	Dark	47.000	41	Eps Car	1.8600	4100.0	94	18639	No
79	GOM_NL__2PRFIN20050923_062951_000000362041_00049_18640_6991.N1	23-SEP-2005 06:29:51	Dark	36.000	29	Bet Car	1.6720	10200.	72	18640	No
80	GOM_NL__2PRFIN20050923_063814_000000372041_00049_18640_6992.N1	23-SEP-2005 06:38:14	Dark	36.500	135	Bet Hyi	2.8200	5800.0	73	18640	No
81	GOM_NL__2PRFIN20050923_064342_000000432041_00049_18640_6993.N1	23-SEP-2005 06:43:42	Straylight	43.000	148	Alp Tuc	2.8780	4100.0	86	18640	No
82	GOM_NL__2PRFIN20050923_064728_000000412041_00049_18640_6994.N1	23-SEP-2005 06:47:28	Straylight	40.500	31	Alp Gru	1.7340	15200.	81	18640	No
83	GOM_NL__2PRFIN20050923_065147_000000402041_00049_18640_6995.N1	23-SEP-2005 06:51:47	Straylight	40.000	18	24Alp PsA	1.1660	9700.0	80	18640	No
84	GOM_NL__2PRFIN20050923_065617_000000412041_00049_18640_6996.N1	23-SEP-2005 06:56:17	TwI_and_stray	40.500	142	49Del Cap	2.8500	8900.0	81	18640	No
85	GOM_NL__2PRFIN20050923_065926_000000132041_00049_18640_6997.N1	23-SEP-2005 06:59:26	TwI_and_stray	13.000	154	22Bet Aqr	2.8990	5700.0	26	18640	No
86	GOM_NL__2PRFIN20050923_070026_000000372041_00049_18640_6998.N1	23-SEP-2005 07:00:26	Bright	36.500	162	34Alp Aqr	2.9440	5350.0	73	18640	No
87	GOM_NL__2PRFIN20050923_070330_000000382041_00049_18640_6999.N1	23-SEP-2005 07:03:30	Bright	38.000	61	8Eps Peg	2.1000	3900.0	76	18640	No
88	GOM_NL__2PRFIN20050923_071407_000000392041_00049_18640_7000.N1	23-SEP-2005 07:14:07	Bright	39.000	19	50Alp Cyg	1.2460	10500.	78	18640	No
89	GOM_NL__2PRFIN20050923_071807_000000362041_00049_18640_7001.N1	23-SEP-2005 07:18:07	Bright	35.500	89	5Alp Cep	2.4510	8000.0	71	18640	No
90	GOM_NL__2PRFIN20050923_072706_000000362041_00049_18640_7002.N1	23-SEP-2005 07:27:06	Bright	36.000	60	7Bet UMi	2.0810	3950.0	72	18640	No
91	GOM_NL__2PRFIN20050923_073316_000000342041_00049_18640_7003.N1	23-SEP-2005 07:33:16	Bright	34.000	36	50Alp UMa	1.8000	6300.0	68	18640	No
92	GOM_NL__2PRFIN20050923_073445_000000332041_00049_18640_7004.N1	23-SEP-2005 07:34:45	Bright	33.000	82	48Bet UMa	2.3650	10600.	66	18640	No
93	GOM_NL__2PRFIN20050923_073753_000000342041_00049_18640_7005.N1	23-SEP-2005 07:37:53	Bright	33.500	174	52Psi UMa	3.0040	4400.0	67	18640	No
94	GOM_NL__2PRFIN20050923_074433_000000332041_00049_18640_7006.N1	23-SEP-2005 07:44:33	Bright	33.000	166	17Eps Leo	2.9800	6000.0	66	18640	No
95	GOM_NL__2PRFIN20050923_080332_000000482041_00049_18640_7007.N1	23-SEP-2005 08:03:32	Dark	47.500	65	Lam Vel	2.2040	4400.0	95	18640	No
96	GOM_NL__2PRFIN20050923_080650_000000402041_00049_18640_7008.N1	23-SEP-2005 08:06:50	Dark	39.500	46	Del Vel	1.9540	10600.	79	18640	No
97	GOM_NL__2PRFIN20050923_080825_000000372041_00049_18640_7009.N1	23-SEP-2005 08:08:25	Dark	37.000	41	Eps Car	1.8600	4100.0	74	18640	No
98	GOM_NL__2PRFIN20050923_081027_000000382041_00050_18641_6991.N1	23-SEP-2005 08:10:27	Dark	37.500	29	Bet Car	1.6720	10200.	75	18641	No
99	GOM_NL__2PRFIN20050923_081850_000000362041_00050_18641_6992.N1	23-SEP-2005 08:18:50	Dark	35.500	135	Bet Hyi	2.8200	5800.0	71	18641	No
100	GOM_NL__2PRFIN20050923_082418_000000402041_00050_18641_6993.N1	23-SEP-2005 08:24:18	Straylight	40.000	148	Alp Tuc	2.8780	4100.0	80	18641	No
101	GOM_NL__2PRFIN20050923_082804_000000382041_00050_18641_6994.N1	23-SEP-2005 08:28:04	Straylight	37.500	31	Alp Gru	1.7340	15200.	75	18641	No

102	GOM_NL__2PRFIN20050923_083223_000000422041_00050_18641_6995.N1	23-SEP-2005 08:32:23	Straylight	42.000	18	24Alp PsA	1.1660	9700.0	84	18641	No
103	GOM_NL__2PRFIN20050923_083653_000000402041_00050_18641_6996.N1	23-SEP-2005 08:36:53	Tw_i_and_stray	39.500	142	49Del Cap	2.8500	8900.0	79	18641	No
104	GOM_NL__2PRFIN20050923_084002_000000132041_00050_18641_6997.N1	23-SEP-2005 08:40:02	Tw_i_and_stray	13.000	154	22Bet Aqr	2.8990	5700.0	26	18641	No
105	GOM_NL__2PRFIN20050923_084102_000000372041_00050_18641_6998.N1	23-SEP-2005 08:41:02	Bright	36.500	162	34Alp Aqr	2.9440	5350.0	73	18641	No
106	GOM_NL__2PRFIN20050923_084406_000000392041_00050_18641_6999.N1	23-SEP-2005 08:44:06	Bright	38.500	61	8Eps Peg	2.1000	3900.0	77	18641	No
107	GOM_NL__2PRFIN20050923_085443_000000392041_00050_18641_7000.N1	23-SEP-2005 08:54:43	Bright	38.500	19	50Alp Cyg	1.2460	10500.	77	18641	No
108	GOM_NL__2PRFIN20050923_085843_000000362041_00050_18641_7001.N1	23-SEP-2005 08:58:43	Bright	35.500	89	5Alp Cep	2.4510	8000.0	71	18641	No
109	GOM_NL__2PRFIN20050923_090742_000000362041_00050_18641_7002.N1	23-SEP-2005 09:07:42	Bright	36.000	60	7Bet UMi	2.0810	3950.0	72	18641	No
110	GOM_NL__2PRFIN20050923_091352_000000362041_00050_18641_7003.N1	23-SEP-2005 09:13:52	Bright	35.500	36	50Alp UMa	1.8000	6300.0	71	18641	No
111	GOM_NL__2PRFIN20050923_091521_000000352041_00050_18641_7004.N1	23-SEP-2005 09:15:21	Bright	35.000	82	48Bet UMa	2.3650	10600.	70	18641	No
112	GOM_NL__2PRFIN20050923_091829_000000332041_00050_18641_7005.N1	23-SEP-2005 09:18:29	Bright	33.000	174	52Psi UMa	3.0040	4400.0	66	18641	No
113	GOM_NL__2PRFIN20050923_092509_000000322041_00050_18641_7006.N1	23-SEP-2005 09:25:09	Bright	32.000	166	17Eps Leo	2.9800	6000.0	64	18641	No
114	GOM_NL__2PRFIN20050923_094408_000000492041_00050_18641_7007.N1	23-SEP-2005 09:44:08	Dark	48.500	65	Lam Vel	2.2040	4400.0	97	18641	No
115	GOM_NL__2PRFIN20050923_094726_000000402041_00050_18641_7008.N1	23-SEP-2005 09:47:26	Dark	40.000	46	Del Vel	1.9540	10600.	80	18641	No
116	GOM_NL__2PRFIN20050923_094901_000000432041_00050_18641_7009.N1	23-SEP-2005 09:49:01	Dark	42.500	41	Eps Car	1.8600	4100.0	85	18641	No
117	GOM_NL__2PRFIN20050923_095103_000000382041_00051_18642_7011.N1	23-SEP-2005 09:51:03	Dark	38.000	29	Bet Car	1.6720	10200.	76	18642	No
118	GOM_NL__2PRFIN20050923_095926_000000372041_00051_18642_7012.N1	23-SEP-2005 09:59:26	Dark	37.000	135	Bet Hyi	2.8200	5800.0	74	18642	No
119	GOM_NL__2PRFIN20050923_100454_000000402041_00051_18642_7013.N1	23-SEP-2005 10:04:54	Straylight	39.500	148	Alp Tuc	2.8780	4100.0	79	18642	No
120	GOM_NL__2PRFIN20050923_100840_000000392041_00051_18642_7014.N1	23-SEP-2005 10:08:40	Straylight	39.000	31	Alp Gru	1.7340	15200.	78	18642	No
121	GOM_NL__2PRFIN20050923_101259_000000442041_00051_18642_7015.N1	23-SEP-2005 10:12:59	Straylight	43.500	18	24Alp PsA	1.1660	9700.0	87	18642	No
122	GOM_NL__2PRFIN20050923_101729_000000392041_00051_18642_7016.N1	23-SEP-2005 10:17:29	Tw_i_and_stray	38.500	142	49Del Cap	2.8500	8900.0	77	18642	No
123	GOM_NL__2PRFIN20050923_102138_000000382041_00051_18642_7017.N1	23-SEP-2005 10:21:38	Bright	37.500	162	34Alp Aqr	2.9440	5350.0	75	18642	No
124	GOM_NL__2PRFIN20050923_102442_000000392041_00051_18642_7018.N1	23-SEP-2005 10:24:42	Bright	38.500	61	8Eps Peg	2.1000	3900.0	77	18642	No
125	GOM_NL__2PRFIN20050923_103519_000000372041_00051_18642_7019.N1	23-SEP-2005 10:35:19	Bright	36.500	19	50Alp Cyg	1.2460	10500.	73	18642	No
126	GOM_NL__2PRFIN20050923_103919_000000352041_00051_18642_7020.N1	23-SEP-2005 10:39:19	Bright	35.000	89	5Alp Cep	2.4510	8000.0	70	18642	No
127	GOM_NL__2PRFIN20050923_104818_000000372041_00051_18642_7021.N1	23-SEP-2005 10:48:18	Bright	36.500	60	7Bet UMi	2.0810	3950.0	73	18642	No
128	GOM_NL__2PRFIN20050923_105428_000000362041_00051_18642_7022.N1	23-SEP-2005 10:54:28	Bright	36.000	36	50Alp UMa	1.8000	6300.0	72	18642	No
129	GOM_NL__2PRFIN20050923_105557_000000362041_00051_18642_7023.N1	23-SEP-2005 10:55:57	Bright	35.500	82	48Bet UMa	2.3650	10600.	71	18642	No
130	GOM_NL__2PRFIN20050923_105905_000000412041_00051_18642_7024.N1	23-SEP-2005 10:59:05	Bright	41.000	174	52Psi UMa	3.0040	4400.0	82	18642	No
131	GOM_NL__2PRFIN20050923_110545_000000132041_00051_18642_7025.N1	23-SEP-2005 11:05:45	Tw_i_and_stray	13.000	166	17Eps Leo	2.9800	6000.0	26	18642	No
132	GOM_NL__2PRFIN20050923_112444_000000442041_00051_18642_7026.N1	23-SEP-2005 11:24:44	Dark	44.000	65	Lam Vel	2.2040	4400.0	88	18642	No
133	GOM_NL__2PRFIN20050923_112803_000000422041_00051_18642_7027.N1	23-SEP-2005 11:28:03	Dark	41.500	46	Del Vel	1.9540	10600.	83	18642	No
134	GOM_NL__2PRFIN20050923_112937_000000472041_00051_18642_7028.N1	23-SEP-2005 11:29:37	Dark	47.000	41	Eps Car	1.8600	4100.0	94	18642	No
135	GOM_NL__2PRFIN20050923_113139_000000382041_00052_18643_7011.N1	23-SEP-2005 11:31:39	Dark	38.000	29	Bet Car	1.6720	10200.	76	18643	No
136	GOM_NL__2PRFIN20050923_114002_000000392041_00052_18643_7012.N1	23-SEP-2005 11:40:02	Dark	38.500	135	Bet Hyi	2.8200	5800.0	77	18643	No
137	GOM_NL__2PRFIN20050923_114530_000000392041_00052_18643_7013.N1	23-SEP-2005 11:45:30	Straylight	38.500	148	Alp Tuc	2.8780	4100.0	77	18643	No
138	GOM_NL__2PRFIN20050923_114916_000000372041_00052_18643_7014.N1	23-SEP-2005 11:49:16	Straylight	37.000	31	Alp Gru	1.7340	15200.	74	18643	No
139	GOM_NL__2PRFIN20050923_115335_000000422041_00052_18643_7015.N1	23-SEP-2005 11:53:35	Straylight	42.000	18	24Alp PsA	1.1660	9700.0	84	18643	No
140	GOM_NL__2PRFIN20050923_115805_000000392041_00052_18643_7016.N1	23-SEP-2005 11:58:05	Tw_i_and_stray	38.500	142	49Del Cap	2.8500	8900.0	77	18643	No
141	GOM_NL__2PRFIN20050923_120214_000000382041_00052_18643_7017.N1	23-SEP-2005 12:02:14	Bright	37.500	162	34Alp Aqr	2.9440	5350.0	75	18643	No
142	GOM_NL__2PRFIN20050923_120519_000000382041_00052_18643_7018.N1	23-SEP-2005 12:05:19	Bright	37.500	61	8Eps Peg	2.1000	3900.0	75	18643	No
143	GOM_NL__2PRFIN20050923_121556_000000392041_00052_18643_7019.N1	23-SEP-2005 12:15:56	Bright	38.500	19	50Alp Cyg	1.2460	10500.	77	18643	No
144	GOM_NL__2PRFIN20050923_121955_000000372041_00052_18643_7020.N1	23-SEP-2005 12:19:55	Bright	37.000	89	5Alp Cep	2.4510	8000.0	74	18643	No
145	GOM_NL__2PRFIN20050923_122854_000000352041_00052_18643_7021.N1	23-SEP-2005 12:28:54	Bright	35.000	60	7Bet UMi	2.0810	3950.0	70	18643	No
146	GOM_NL__2PRFIN20050923_123504_000000342041_00052_18643_7022.N1	23-SEP-2005 12:35:04	Bright	33.500	36	50Alp UMa	1.8000	6300.0	67	18643	No
147	GOM_NL__2PRFIN20050923_123633_000000392041_00052_18643_7023.N1	23-SEP-2005 12:36:33	Bright	38.500	82	48Bet UMa	2.3650	10600.	77	18643	No
148	GOM_NL__2PRFIN20050923_123941_000000332041_00052_18643_7024.N1	23-SEP-2005 12:39:41	Bright	32.500	174	52Psi UMa	3.0040	4400.0	65	18643	No
149	GOM_NL__2PRFIN20050923_124621_000000132041_00052_18643_7025.N1	23-SEP-2005 12:46:21	Tw_i_and_stray	13.000	166	17Eps Leo	2.9800	6000.0	26	18643	No
150	GOM_NL__2PRFIN20050923_130520_000000442041_00052_18643_7026.N1	23-SEP-2005 13:05:20	Dark	43.500	65	Lam Vel	2.2040	4400.0	87	18643	No
151	GOM_NL__2PRFIN20050923_130839_000000392041_00052_18643_7027.N1	23-SEP-2005 13:08:39	Dark	38.500	46	Del Vel	1.9540	10600.	77	18643	No
152	GOM_NL__2PRFIN20050923_131013_000000472041_00052_18643_7028.N1	23-SEP-2005 13:10:13	Dark	47.000	41	Eps Car	1.8600	4100.0	94	18643	No
153	GOM_NL__2PRFIN20050923_131215_000000442041_00053_18644_7011.N1	23-SEP-2005 13:12:15	Dark	44.000	29	Bet Car	1.6720	10200.	88	18644	No
154	GOM_NL__2PRFIN20050923_132038_000000382041_00053_18644_7012.N1	23-SEP-2005 13:20:38	Dark	38.000	135	Bet Hyi	2.8200	5800.0	76	18644	No
155	GOM_NL__2PRFIN20050923_132606_000000392041_00053_18644_7013.N1	23-SEP-2005 13:26:06	Straylight	38.500	148	Alp Tuc	2.8780	4100.0	77	18644	No
156	GOM_NL__2PRFIN20050923_132952_000000422041_00053_18644_7014.N1	23-SEP-2005 13:29:52	Straylight	42.000	31	Alp Gru	1.7340	15200.	84	18644	No
157	GOM_NL__2PRFIN20050923_133411_000000422041_00053_18644_7015.N1	23-SEP-2005 13:34:11	Straylight	42.000	18	24Alp PsA	1.1660	9700.0	84	18644	No
158	GOM_NL__2PRFIN20050923_133841_000000402041_00053_18644_7016.N1	23-SEP-2005 13:38:41	Tw_i_and_stray	40.000	142	49Del Cap	2.8500	8900.0	80	18644	No
159	GOM_NL__2PRFIN20050923_134251_000000382041_00053_18644_7017.N1	23-SEP-2005 13:42:51	Bright	37.500	162	34Alp Aqr	2.9440	5350.0	75	18644	No
160	GOM_NL__2PRFIN20050923_134555_000000372041_00053_18644_7018.N1	23-SEP-2005 13:45:55	Bright	37.000	61	8Eps Peg	2.1000	3900.0	74	18644	No

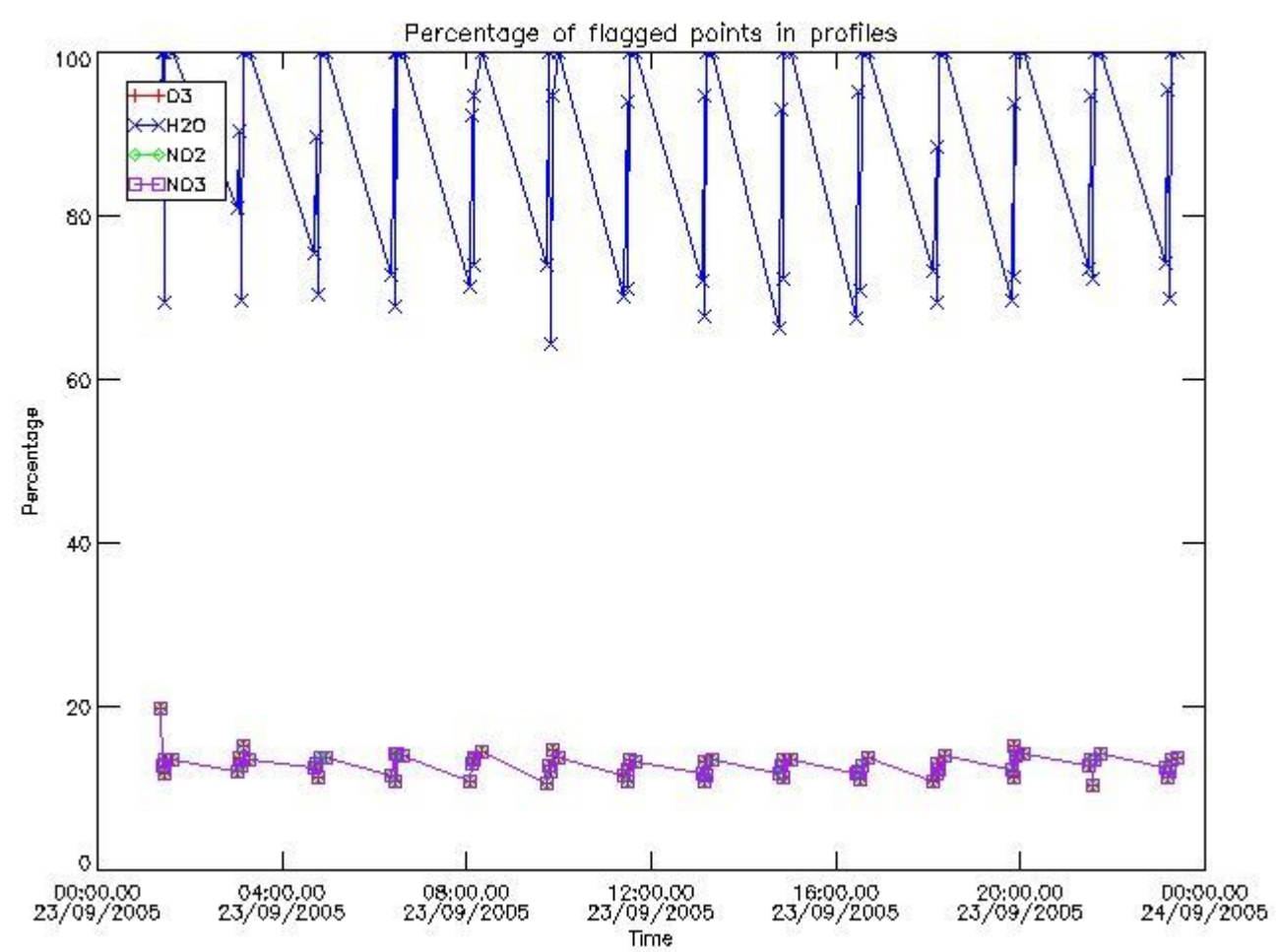
161	GOM_NL__2PRFIN20050923_135632_000000392041_00053_18644_7019.N1	23-SEP-2005 13:56:32	Bright	38.500	19	50Alp Cyg	1.2460	10500.	77	18644	No
162	GOM_NL__2PRFIN20050923_140031_000000342041_00053_18644_7020.N1	23-SEP-2005 14:00:31	Bright	34.000	89	5Alp Cep	2.4510	8000.0	68	18644	No
163	GOM_NL__2PRFIN20050923_140930_000000362041_00053_18644_7021.N1	23-SEP-2005 14:09:30	Bright	35.500	60	7Bet UMi	2.0810	3950.0	71	18644	No
164	GOM_NL__2PRFIN20050923_141540_000000342041_00053_18644_7022.N1	23-SEP-2005 14:15:40	Bright	34.000	36	50Alp UMa	1.8000	6300.0	68	18644	No
165	GOM_NL__2PRFIN20050923_141709_000000342041_00053_18644_7023.N1	23-SEP-2005 14:17:09	Bright	34.000	82	48Bet UMa	2.3650	10600.	68	18644	No
166	GOM_NL__2PRFIN20050923_142018_000000342041_00053_18644_7024.N1	23-SEP-2005 14:20:18	Bright	33.500	174	52Psi UMa	3.0040	4400.0	67	18644	No
167	GOM_NL__2PRFIN20050923_144557_000000442041_00053_18644_7025.N1	23-SEP-2005 14:45:57	Dark	43.500	65	Lam Vel	2.2040	4400.0	87	18644	No
168	GOM_NL__2PRFIN20050923_144915_000000442041_00053_18644_7026.N1	23-SEP-2005 14:49:15	Dark	43.500	46	Del Vel	1.9540	10600.	87	18644	No
169	GOM_NL__2PRFIN20050923_145049_000000492041_00053_18644_7027.N1	23-SEP-2005 14:50:49	Dark	49.000	41	Eps Car	1.8600	4100.0	98	18644	No
170	GOM_NL__2PRFIN20050923_145251_000000382041_00054_18645_7011.N1	23-SEP-2005 14:52:51	Dark	38.000	29	Bet Car	1.6720	10200.	76	18645	No
171	GOM_NL__2PRFIN20050923_150114_000000382041_00054_18645_7012.N1	23-SEP-2005 15:01:14	Dark	37.500	135	Bet Hyi	2.8200	5800.0	75	18645	No
172	GOM_NL__2PRFIN20050923_150642_000000382041_00054_18645_7013.N1	23-SEP-2005 15:06:42	Straylight	38.000	148	Alp Tuc	2.8780	4100.0	76	18645	No
173	GOM_NL__2PRFIN20050923_151028_000000402041_00054_18645_7014.N1	23-SEP-2005 15:10:28	Straylight	40.000	31	Alp Gru	1.7340	15200.	80	18645	No
174	GOM_NL__2PRFIN20050923_151447_000000472041_00054_18645_7015.N1	23-SEP-2005 15:14:47	Straylight	46.500	18	24Alp PsA	1.1660	9700.0	93	18645	No
175	GOM_NL__2PRFIN20050923_151918_000000412041_00054_18645_7016.N1	23-SEP-2005 15:19:18	Twilight_and_stray	40.500	142	49Del Cap	2.8500	8900.0	81	18645	No
176	GOM_NL__2PRFIN20050923_152327_000000372041_00054_18645_7017.N1	23-SEP-2005 15:23:27	Bright	37.000	162	34Alp Aqr	2.9440	5350.0	74	18645	No
177	GOM_NL__2PRFIN20050923_152631_000000362041_00054_18645_7018.N1	23-SEP-2005 15:26:31	Bright	36.000	61	8Eps Peg	2.1000	3900.0	72	18645	No
178	GOM_NL__2PRFIN20050923_153708_000000392041_00054_18645_7019.N1	23-SEP-2005 15:37:08	Bright	38.500	19	50Alp Cyg	1.2460	10500.	77	18645	No
179	GOM_NL__2PRFIN20050923_154107_000000362041_00054_18645_7020.N1	23-SEP-2005 15:41:07	Bright	35.500	89	5Alp Cep	2.4510	8000.0	71	18645	No
180	GOM_NL__2PRFIN20050923_155007_000000342041_00054_18645_7021.N1	23-SEP-2005 15:50:07	Bright	34.000	60	7Bet UMi	2.0810	3950.0	68	18645	No
181	GOM_NL__2PRFIN20050923_155616_000000362041_00054_18645_7022.N1	23-SEP-2005 15:56:16	Bright	35.500	36	50Alp UMa	1.8000	6300.0	71	18645	No
182	GOM_NL__2PRFIN20050923_155745_000000522041_00054_18645_7023.N1	23-SEP-2005 15:57:45	Bright	52.000	82	48Bet UMa	2.3650	10600.	104	18645	No
183	GOM_NL__2PRFIN20050923_160054_000000342041_00054_18645_7024.N1	23-SEP-2005 16:00:54	Bright	33.500	174	52Psi UMa	3.0040	4400.0	67	18645	No
184	GOM_NL__2PRFIN20050923_162633_000000442041_00054_18645_7025.N1	23-SEP-2005 16:26:33	Dark	43.500	65	Lam Vel	2.2040	4400.0	87	18645	No
185	GOM_NL__2PRFIN20050923_162951_000000422041_00054_18645_7026.N1	23-SEP-2005 16:29:51	Dark	42.000	46	Del Vel	1.9540	10600.	84	18645	No
186	GOM_NL__2PRFIN20050923_163126_000000502041_00054_18645_7027.N1	23-SEP-2005 16:31:26	Dark	50.000	41	Eps Car	1.8600	4100.0	100	18645	No
187	GOM_NL__2PRFIN20050923_163327_000000402041_00055_18646_7011.N1	23-SEP-2005 16:33:27	Dark	40.000	29	Bet Car	1.6720	10200.	80	18646	No
188	GOM_NL__2PRFIN20050923_164151_000000372041_00055_18646_7012.N1	23-SEP-2005 16:41:51	Dark	37.000	135	Bet Hyi	2.8200	5800.0	74	18646	No
189	GOM_NL__2PRFIN20050923_164718_000000392041_00055_18646_7013.N1	23-SEP-2005 16:47:18	Straylight	38.500	148	Alp Tuc	2.8780	4100.0	77	18646	No
190	GOM_NL__2PRFIN20050923_165105_000000392041_00055_18646_7014.N1	23-SEP-2005 16:51:05	Straylight	38.500	31	Alp Gru	1.7340	15200.	77	18646	No
191	GOM_NL__2PRFIN20050923_165524_000000402041_00055_18646_7015.N1	23-SEP-2005 16:55:24	Straylight	40.000	18	24Alp PsA	1.1660	9700.0	80	18646	No
192	GOM_NL__2PRFIN20050923_165954_000000392041_00055_18646_7016.N1	23-SEP-2005 16:59:54	Twilight_and_stray	38.500	142	49Del Cap	2.8500	8900.0	77	18646	No
193	GOM_NL__2PRFIN20050923_170403_000000382041_00055_18646_7017.N1	23-SEP-2005 17:04:03	Bright	37.500	162	34Alp Aqr	2.9440	5350.0	75	18646	No
194	GOM_NL__2PRFIN20050923_170707_000000372041_00055_18646_7018.N1	23-SEP-2005 17:07:07	Bright	37.000	61	8Eps Peg	2.1000	3900.0	74	18646	No
195	GOM_NL__2PRFIN20050923_171745_000000392041_00055_18646_7019.N1	23-SEP-2005 17:17:45	Bright	38.500	19	50Alp Cyg	1.2460	10500.	77	18646	No
196	GOM_NL__2PRFIN20050923_172144_000000352041_00055_18646_7020.N1	23-SEP-2005 17:21:44	Bright	35.000	89	5Alp Cep	2.4510	8000.0	70	18646	No
197	GOM_NL__2PRFIN20050923_173043_000000382041_00055_18646_7021.N1	23-SEP-2005 17:30:43	Bright	37.500	60	7Bet UMi	2.0810	3950.0	75	18646	No
198	GOM_NL__2PRFIN20050923_173653_000000352041_00055_18646_7022.N1	23-SEP-2005 17:36:53	Bright	35.000	36	50Alp UMa	1.8000	6300.0	70	18646	No
199	GOM_NL__2PRFIN20050923_173821_000000342041_00055_18646_7023.N1	23-SEP-2005 17:38:21	Bright	33.500	82	48Bet UMa	2.3650	10600.	67	18646	No
200	GOM_NL__2PRFIN20050923_174130_000000342041_00055_18646_7024.N1	23-SEP-2005 17:41:30	Bright	34.000	174	52Psi UMa	3.0040	4400.0	68	18646	No
201	GOM_NL__2PRFIN20050923_180709_000000472041_00055_18646_7025.N1	23-SEP-2005 18:07:09	Dark	47.000	65	Lam Vel	2.2040	4400.0	94	18646	No
202	GOM_NL__2PRFIN20050923_181028_000000392041_00055_18646_7026.N1	23-SEP-2005 18:10:28	Dark	39.000	46	Del Vel	1.9540	10600.	78	18646	No
203	GOM_NL__2PRFIN20050923_181202_000000432041_00055_18646_7027.N1	23-SEP-2005 18:12:02	Dark	43.000	41	Eps Car	1.8600	4100.0	86	18646	No
204	GOM_NL__2PRFIN20050923_181403_000000422041_00056_18647_7011.N1	23-SEP-2005 18:14:03	Dark	41.500	29	Bet Car	1.6720	10200.	83	18647	No
205	GOM_NL__2PRFIN20050923_182227_000000372041_00056_18647_7012.N1	23-SEP-2005 18:22:27	Dark	36.500	135	Bet Hyi	2.8200	5800.0	73	18647	No
206	GOM_NL__2PRFIN20050923_182754_000000372041_00056_18647_7013.N1	23-SEP-2005 18:27:54	Straylight	37.000	148	Alp Tuc	2.8780	4100.0	74	18647	No
207	GOM_NL__2PRFIN20050923_183141_000000422041_00056_18647_7014.N1	23-SEP-2005 18:31:41	Straylight	42.000	31	Alp Gru	1.7340	15200.	84	18647	No
208	GOM_NL__2PRFIN20050923_183600_000000402041_00056_18647_7015.N1	23-SEP-2005 18:36:00	Straylight	40.000	18	24Alp PsA	1.1660	9700.0	80	18647	No
209	GOM_NL__2PRFIN20050923_184030_000000412041_00056_18647_7016.N1	23-SEP-2005 18:40:30	Twilight_and_stray	41.000	142	49Del Cap	2.8500	8900.0	82	18647	No
210	GOM_NL__2PRFIN20050923_184439_000000372041_00056_18647_7017.N1	23-SEP-2005 18:44:39	Bright	37.000	162	34Alp Aqr	2.9440	5350.0	74	18647	No
211	GOM_NL__2PRFIN20050923_184743_000000372041_00056_18647_7018.N1	23-SEP-2005 18:47:43	Bright	37.000	61	8Eps Peg	2.1000	3900.0	74	18647	No
212	GOM_NL__2PRFIN20050923_185821_000000372041_00056_18647_7019.N1	23-SEP-2005 18:58:21	Bright	36.500	19	50Alp Cyg	1.2460	10500.	73	18647	No
213	GOM_NL__2PRFIN20050923_190220_000000362041_00056_18647_7020.N1	23-SEP-2005 19:02:20	Bright	35.500	89	5Alp Cep	2.4510	8000.0	71	18647	No
214	GOM_NL__2PRFIN20050923_191119_000000372041_00056_18647_7021.N1	23-SEP-2005 19:11:19	Bright	36.500	60	7Bet UMi	2.0810	3950.0	73	18647	No
215	GOM_NL__2PRFIN20050923_191729_000000352041_00056_18647_7022.N1	23-SEP-2005 19:17:29	Bright	35.000	36	50Alp UMa	1.8000	6300.0	70	18647	No
216	GOM_NL__2PRFIN20050923_191857_000000332041_00056_18647_7023.N1	23-SEP-2005 19:18:57	Bright	33.000	82	48Bet UMa	2.3650	10600.	66	18647	No
217	GOM_NL__2PRFIN20050923_192206_000000352041_00056_18647_7024.N1	23-SEP-2005 19:22:06	Bright	34.500	174	52Psi UMa	3.0040	4400.0	69	18647	No
218	GOM_NL__2PRFIN20050923_194745_000000422041_00056_18647_7025.N1	23-SEP-2005 19:47:45	Dark	41.500	65	Lam Vel	2.2040	4400.0	83	18647	No
219	GOM_NL__2PRFIN20050923_195104_000000412041_00056_18647_7026.N1	23-SEP-2005 19:51:04	Dark	40.500	46	Del Vel	1.9540	10600.	81	18647	No

220	GOM_NL__2PRFIN20050923_195238_000000502041_00056_18647_7027.N1	23-SEP-2005 19:52:38	Dark	49.500	41	Eps Car	1.8600	4100.0	99	18647	No
221	GOM_NL__2PRFIN20050923_195439_000000372041_00057_18648_7011.N1	23-SEP-2005 19:54:39	Dark	36.500	29	Bet Car	1.6720	10200.	73	18648	No
222	GOM_NL__2PRFIN20050923_200303_000000362041_00057_18648_7012.N1	23-SEP-2005 20:03:03	Dark	36.000	135	Bet Hyi	2.8200	5800.0	72	18648	No
223	GOM_NL__2PRFIN20050923_200830_000000432041_00057_18648_7013.N1	23-SEP-2005 20:08:30	Straylight	42.500	148	Alp Tuc	2.8780	4100.0	85	18648	No
224	GOM_NL__2PRFIN20050923_201217_000000422041_00057_18648_7014.N1	23-SEP-2005 20:12:17	Straylight	42.000	31	Alp Gru	1.7340	15200.	84	18648	No
225	GOM_NL__2PRFIN20050923_201636_000000502041_00057_18648_7015.N1	23-SEP-2005 20:16:36	Straylight	49.500	18	24Alp PsA	1.1660	9700.0	99	18648	No
226	GOM_NL__2PRFIN20050923_202106_000000412041_00057_18648_7016.N1	23-SEP-2005 20:21:06	Tw_i_and_stray	41.000	142	49Del Cap	2.8500	8900.0	82	18648	No
227	GOM_NL__2PRFIN20050923_202515_000000382041_00057_18648_7017.N1	23-SEP-2005 20:25:15	Bright	37.500	162	34Alp Aqr	2.9440	5350.0	75	18648	No
228	GOM_NL__2PRFIN20050923_202820_000000372041_00057_18648_7018.N1	23-SEP-2005 20:28:20	Bright	37.000	61	8Eps Peg	2.1000	3900.0	74	18648	No
229	GOM_NL__2PRFIN20050923_203857_000000392041_00057_18648_7019.N1	23-SEP-2005 20:38:57	Bright	39.000	19	50Alp Cyg	1.2460	10500.	78	18648	No
230	GOM_NL__2PRFIN20050923_204256_000000362041_00057_18648_7020.N1	23-SEP-2005 20:42:56	Bright	35.500	89	5Alp Cep	2.4510	8000.0	71	18648	No
231	GOM_NL__2PRFIN20050923_205155_000000342041_00057_18648_7021.N1	23-SEP-2005 20:51:55	Bright	33.500	60	7Bet UMi	2.0810	3950.0	67	18648	No
232	GOM_NL__2PRFIN20050923_205805_000000372041_00057_18648_7022.N1	23-SEP-2005 20:58:05	Bright	37.000	36	50Alp UMa	1.8000	6300.0	74	18648	No
233	GOM_NL__2PRFIN20050923_205933_000000352041_00057_18648_7023.N1	23-SEP-2005 20:59:33	Bright	35.000	82	48Bet UMa	2.3650	10600.	70	18648	No
234	GOM_NL__2PRFIN20050923_210242_000000342041_00057_18648_7024.N1	23-SEP-2005 21:02:42	Bright	34.000	174	52Psi UMa	3.0040	4400.0	68	18648	No
235	GOM_NL__2PRFIN20050923_212822_000000402041_00057_18648_7025.N1	23-SEP-2005 21:28:22	Dark	40.000	65	Lam Vel	2.2040	4400.0	80	18648	No
236	GOM_NL__2PRFIN20050923_213140_000000382041_00057_18648_7026.N1	23-SEP-2005 21:31:40	Dark	37.500	46	Del Vel	1.9540	10600.	75	18648	No
237	GOM_NL__2PRFIN20050923_213314_000000492041_00057_18648_7027.N1	23-SEP-2005 21:33:14	Dark	49.000	41	Eps Car	1.8600	4100.0	98	18648	No
238	GOM_NL__2PRFIN20050923_213515_000000382041_00058_18649_7011.N1	23-SEP-2005 21:35:15	Dark	37.500	29	Bet Car	1.6720	10200.	75	18649	No
239	GOM_NL__2PRFIN20050923_214339_000000362041_00058_18649_7012.N1	23-SEP-2005 21:43:39	Dark	36.000	135	Bet Hyi	2.8200	5800.0	72	18649	No
240	GOM_NL__2PRFIN20050923_214906_000000392041_00058_18649_7013.N1	23-SEP-2005 21:49:06	Straylight	38.500	148	Alp Tuc	2.8780	4100.0	77	18649	No
241	GOM_NL__2PRFIN20050923_215253_000000422041_00058_18649_7014.N1	23-SEP-2005 21:52:53	Straylight	41.500	31	Alp Gru	1.7340	15200.	83	18649	No
242	GOM_NL__2PRFIN20050923_215712_000000422041_00058_18649_7015.N1	23-SEP-2005 21:57:12	Straylight	41.500	18	24Alp PsA	1.1660	9700.0	83	18649	No
243	GOM_NL__2PRFIN20050923_220142_000000402041_00058_18649_7016.N1	23-SEP-2005 22:01:42	Tw_i_and_stray	40.000	142	49Del Cap	2.8500	8900.0	80	18649	No
244	GOM_NL__2PRFIN20050923_220551_000000372041_00058_18649_7017.N1	23-SEP-2005 22:05:51	Bright	37.000	162	34Alp Aqr	2.9440	5350.0	74	18649	No
245	GOM_NL__2PRFIN20050923_220856_000000372041_00058_18649_7018.N1	23-SEP-2005 22:08:56	Bright	37.000	61	8Eps Peg	2.1000	3900.0	74	18649	No
246	GOM_NL__2PRFIN20050923_221933_000000352041_00058_18649_7019.N1	23-SEP-2005 22:19:33	Bright	35.000	19	50Alp Cyg	1.2460	10500.	70	18649	No
247	GOM_NL__2PRFIN20050923_222332_000000362041_00058_18649_7020.N1	23-SEP-2005 22:23:32	Bright	36.000	89	5Alp Cep	2.4510	8000.0	72	18649	No
248	GOM_NL__2PRFIN20050923_223232_000000362041_00058_18649_7021.N1	23-SEP-2005 22:32:32	Bright	35.500	60	7Bet UMi	2.0810	3950.0	71	18649	No
249	GOM_NL__2PRFIN20050923_223841_000000372041_00058_18649_7022.N1	23-SEP-2005 22:38:41	Bright	36.500	36	50Alp UMa	1.8000	6300.0	73	18649	No
250	GOM_NL__2PRFIN20050923_224009_000000352041_00058_18649_7023.N1	23-SEP-2005 22:40:09	Bright	35.000	82	48Bet UMa	2.3650	10600.	70	18649	No
251	GOM_NL__2PRFIN20050923_224318_000000332041_00058_18649_7024.N1	23-SEP-2005 22:43:18	Bright	33.000	174	52Psi UMa	3.0040	4400.0	66	18649	No
252	GOM_NL__2PRFIN20050923_230858_000000412041_00058_18649_7025.N1	23-SEP-2005 23:08:58	Dark	41.000	65	Lam Vel	2.2040	4400.0	82	18649	No
253	GOM_NL__2PRFIN20050923_231216_000000452041_00058_18649_7026.N1	23-SEP-2005 23:12:16	Dark	45.000	46	Del Vel	1.9540	10600.	90	18649	No
254	GOM_NL__2PRFIN20050923_231350_000000422041_00058_18649_7027.N1	23-SEP-2005 23:13:50	Dark	42.000	41	Eps Car	1.8600	4100.0	84	18649	No
255	GOM_NL__2PRFIN20050923_231551_000000382041_00059_18650_7011.N1	23-SEP-2005 23:15:51	Dark	37.500	29	Bet Car	1.6720	10200.	75	18650	No
256	GOM_NL__2PRFIN20050923_232415_000000372041_00059_18650_7012.N1	23-SEP-2005 23:24:15	Dark	37.000	135	Bet Hyi	2.8200	5800.0	74	18650	No
257	GOM_NL__2PRFIN20050923_232942_000000372041_00059_18650_7013.N1	23-SEP-2005 23:29:42	Straylight	37.000	148	Alp Tuc	2.8780	4100.0	74	18650	No
258	GOM_NL__2PRFIN20050923_233329_000000382041_00059_18650_7014.N1	23-SEP-2005 23:33:29	Straylight	38.000	31	Alp Gru	1.7340	15200.	76	18650	No
259	GOM_NL__2PRFIN20050923_233748_000000432041_00059_18650_7015.N1	23-SEP-2005 23:37:48	Straylight	42.500	18	24Alp PsA	1.1660	9700.0	85	18650	No
260	GOM_NL__2PRFIN20050923_234218_000000402041_00059_18650_7016.N1	23-SEP-2005 23:42:18	Tw_i_and_stray	39.500	142	49Del Cap	2.8500	8900.0	79	18650	No
261	GOM_NL__2PRFIN20050923_234627_000000382041_00059_18650_7017.N1	23-SEP-2005 23:46:27	Bright	38.000	162	34Alp Aqr	2.9440	5350.0	76	18650	No
262	GOM_NL__2PRFIN20050923_234932_000000382041_00059_18650_7018.N1	23-SEP-2005 23:49:32	Bright	37.500	61	8Eps Peg	2.1000	3900.0	75	18650	No

3. Quality information per product

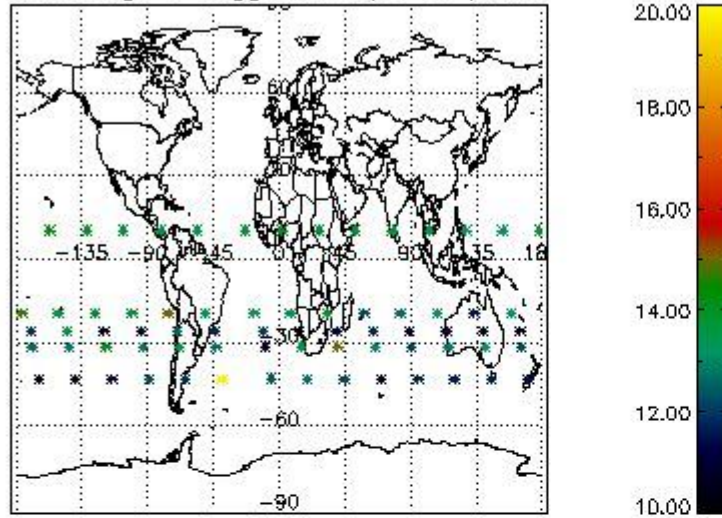
In this section it is plotted some information contained in the Quality Summary data set of the level 2 products. Only products in dark limb conditions and without errors (error flag in the MPH set to "0") are used.

3.1 Plot quality information per product (time dependant)

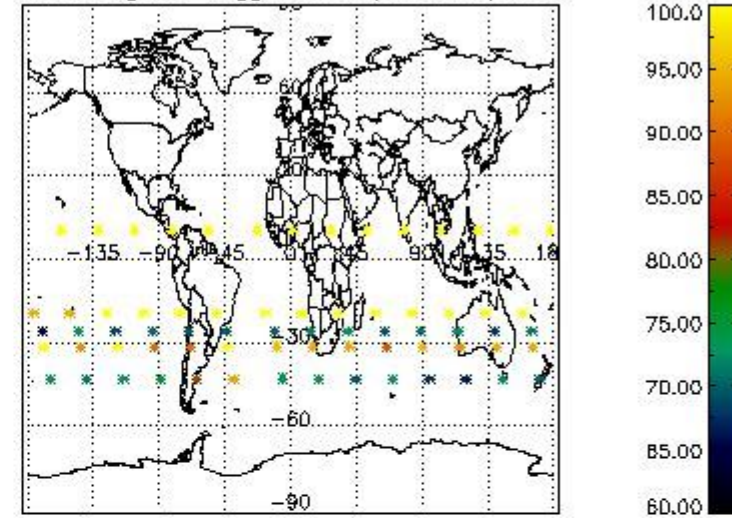


3.2 Plot quality information per product (world map)

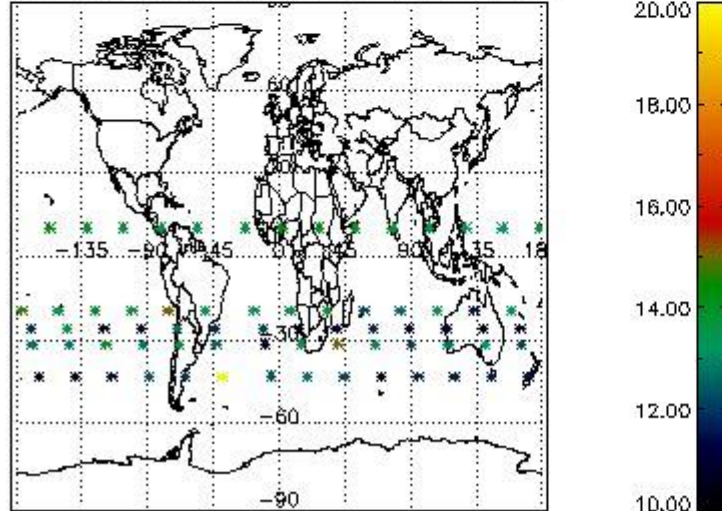
Percentage of flagged data per O3 profile



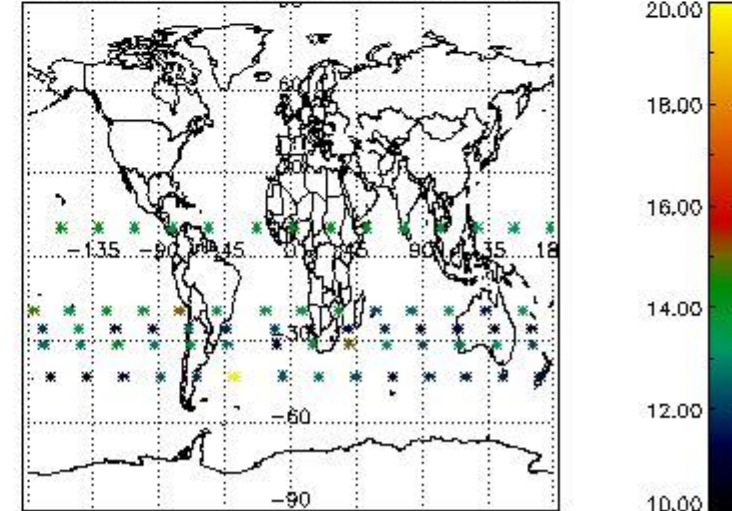
Percentage of flagged data per H2O profile



Percentage of flagged data per NO2 profile



Percentage of flagged data per NO3 profile

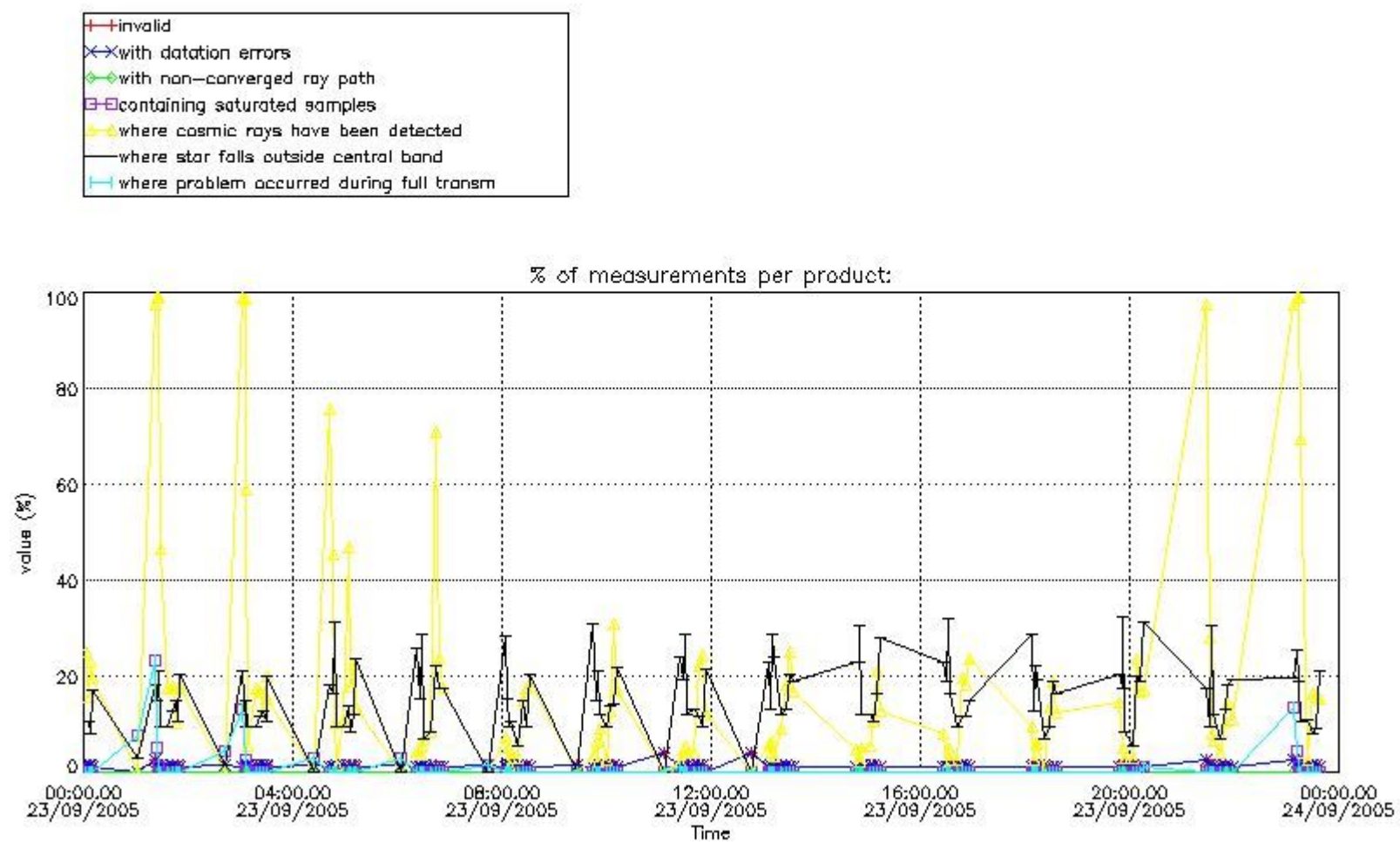


4. Level 1 quality information per product

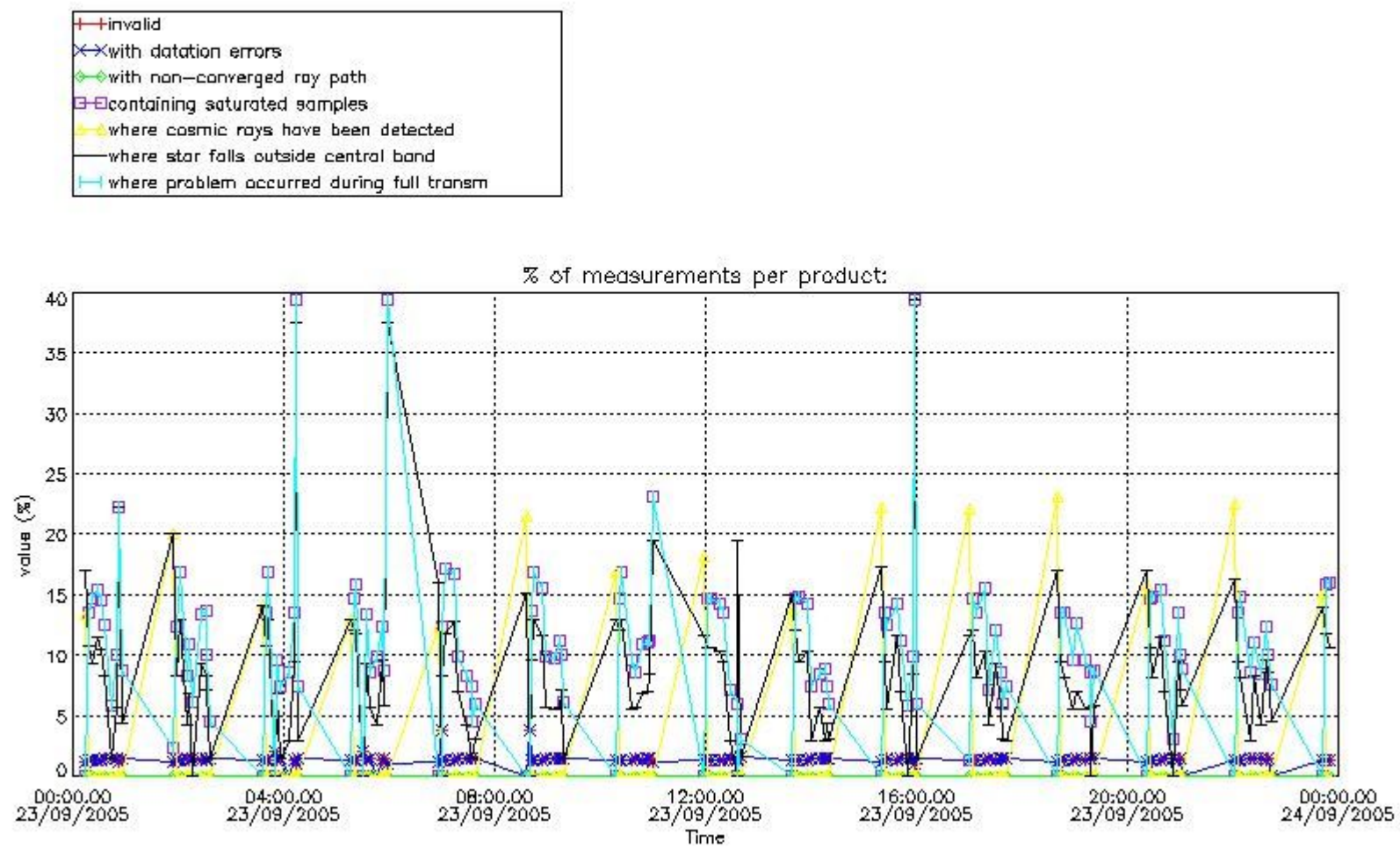
In this section it is plotted some information contained in the Quality Summary data set of the level 2 products that comes from the level 1b processing. Products without errors (error flag in the MPH set to "0") are used.

4.1 Plot quality information per product (time dependant) coming from level 1b processing

4.1.1 Plot level 1 quality information per product (time dependant): ENVISAT ASCENDING passes



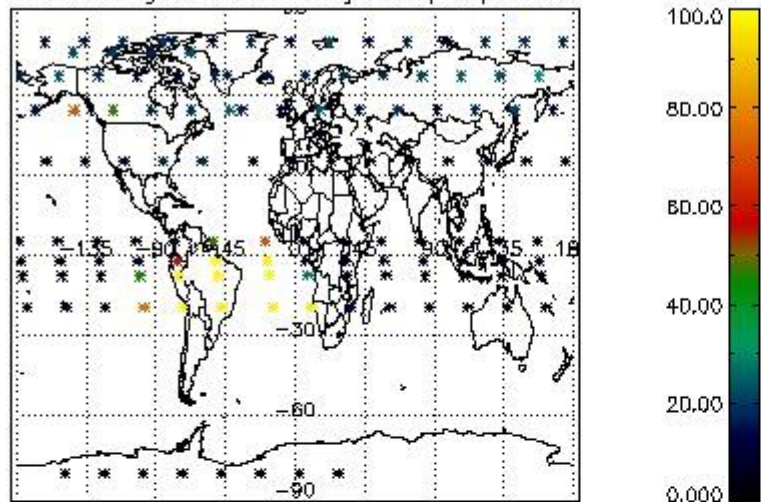
4.1.2 Plot level 1 quality information per product (time dependant): ENVI SAT DESCENDING passes



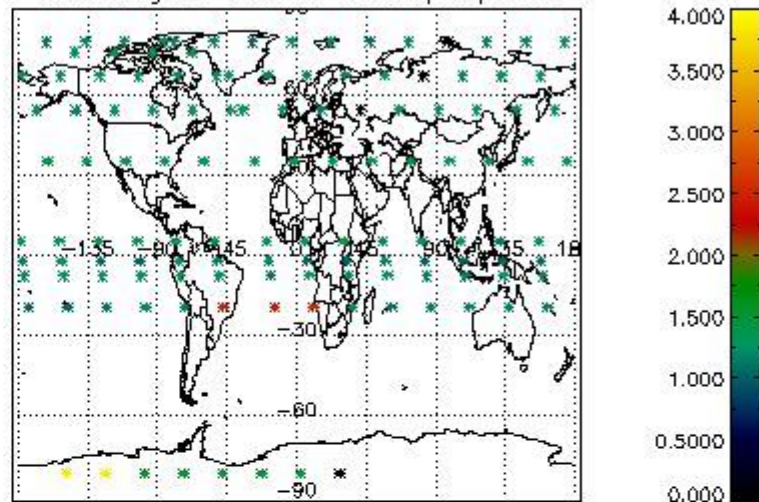
4.2 Plot quality information per product coming from level 1b processing (world map)

4.2.1 Plot level 1 quality information per product (world map): ENVISAT ASCENDING passes

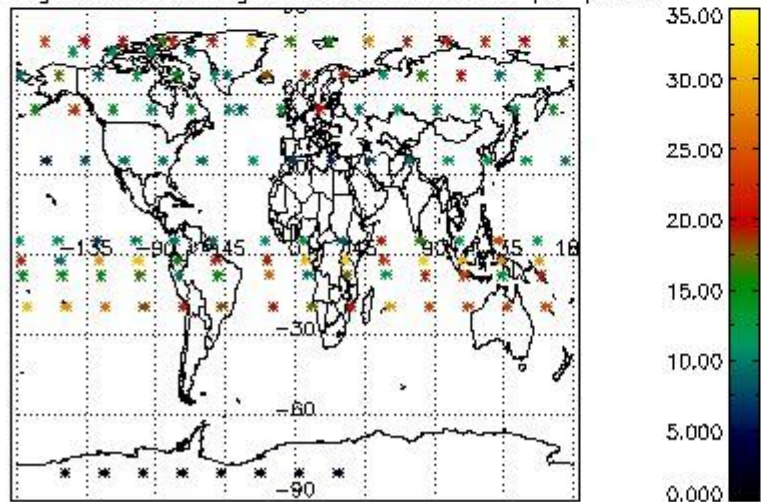
Percentage of cosmic ray hits per profile



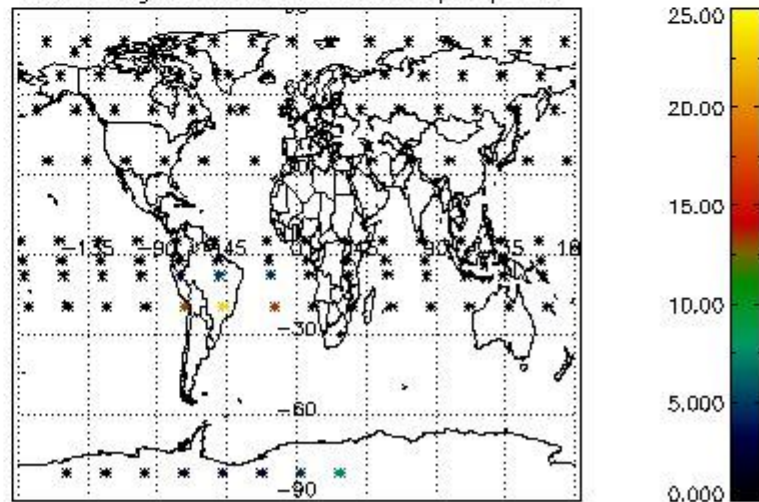
Percentage of datation errors per profile



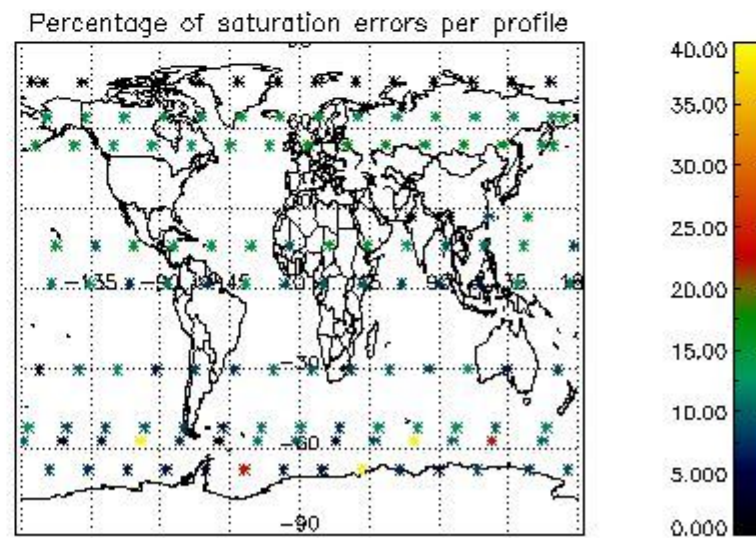
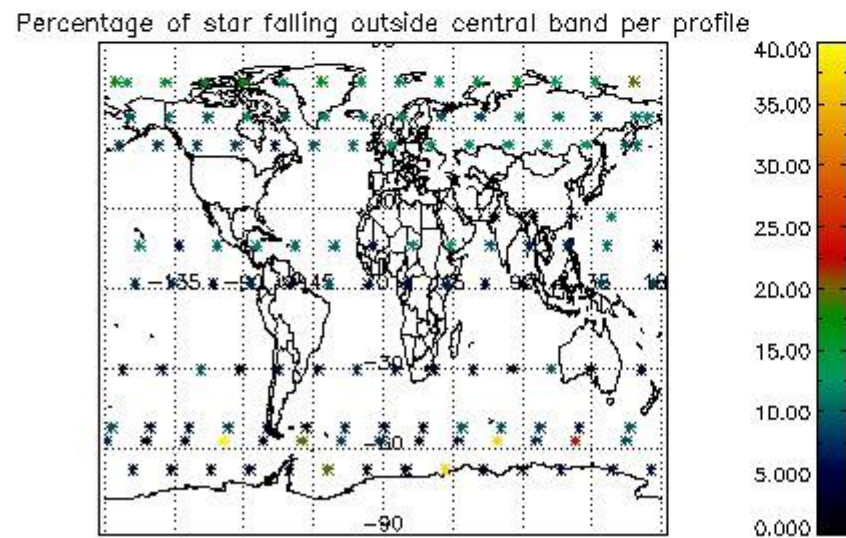
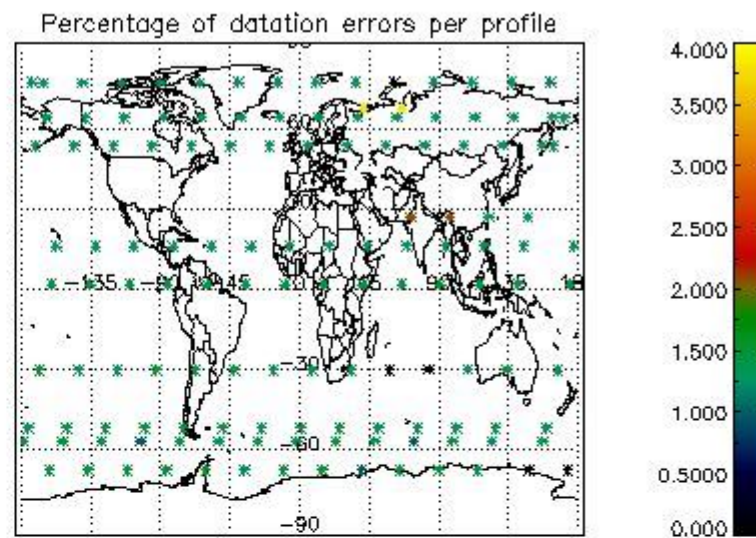
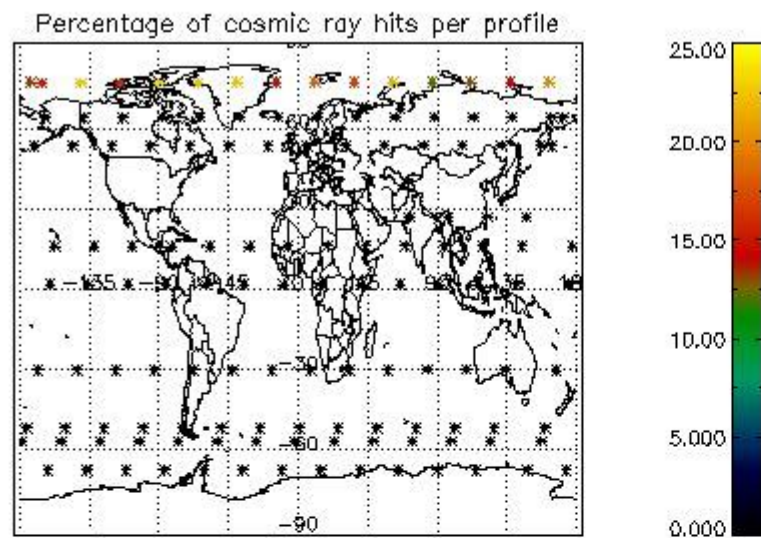
Percentage of star falling outside central band per profile



Percentage of saturation errors per profile



4.2.2 Plot level 1 quality information per product (world map): ENVISAT DESCENDING passes



5. Trace gas profiles

5.1 Ozone statistics based on quality of products

The final quality of the products can be "measured" using the STD (Standard Deviation) attached to every point profile. This information is written to the parameter GOM_NL__2P/NL_LOCAL_SPECIES_DENSITY/o3_std of the level 2 products. The table below shows the statistics for given STD ranges.

The statistics are given with respect to the overall valid production:

- Products without fatal errors: GOM_NL__2P/MPH/PRODUCT_ERR=0
- Valid point profile: GOM_NL__2P/NL_LOCAL_SPECIES_DENSITY/pcd(0)=0

The 'Criteria' is applied to valid points of dark limb products:

- Products in dark limb illumination condition: GOM_NL__2P/NL_SUMMARY_QUALITY/obs_ill_cond=0
- Products without fatal errors: GOM_NL__2P/MPH/PRODUCT_ERR=0
- Valid point profile: GOM_NL__2P/NL_LOCAL_SPECIES_DENSITY/pcd(0)=0

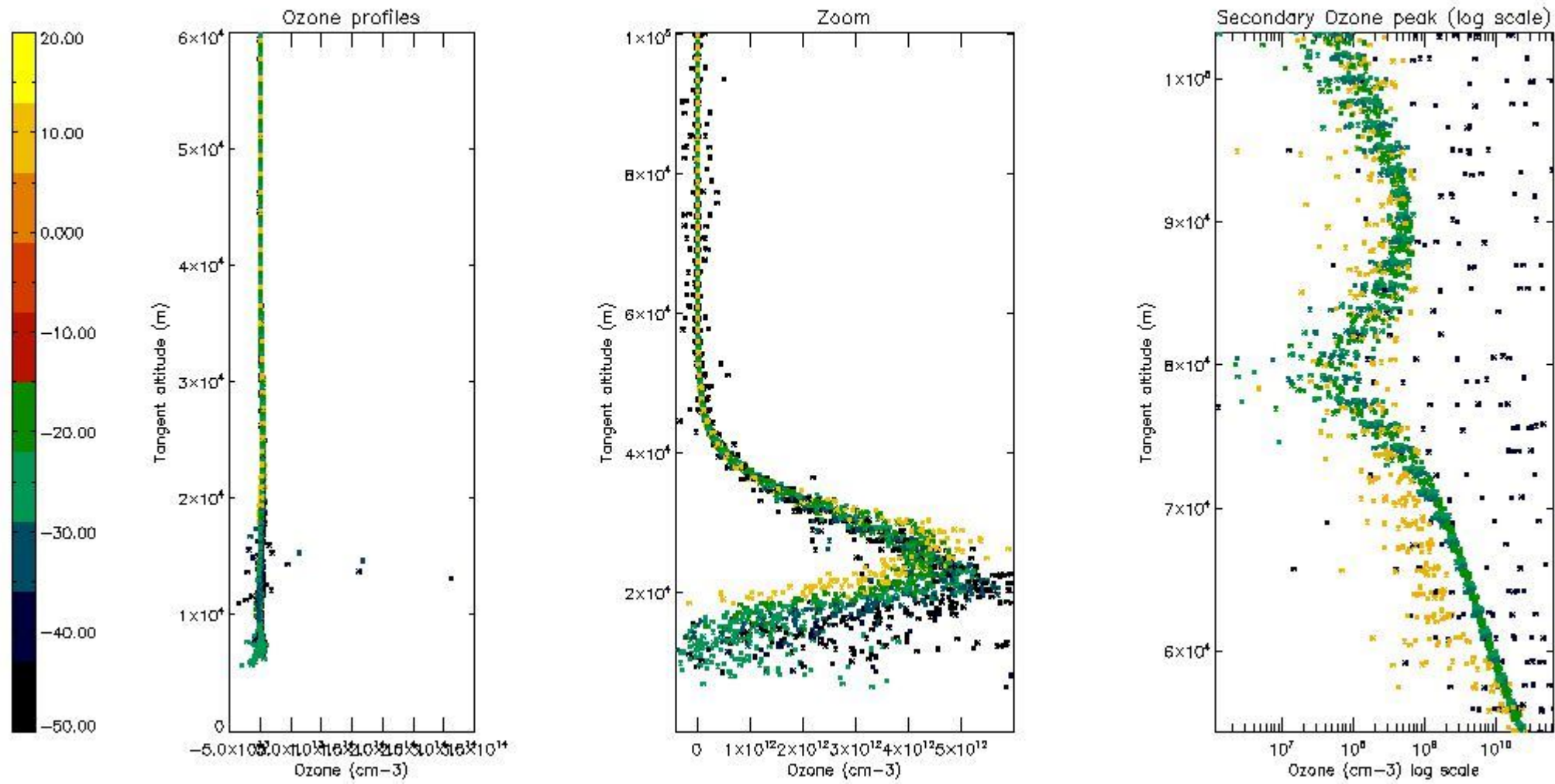
So, the table below shows the percentage of dark limb and valid observations for each criteria with respect to the overall valid daily observations.

Criteria	% of total production
All STD	30
STD < 20	15

STD < 10	11
STD < 5	5

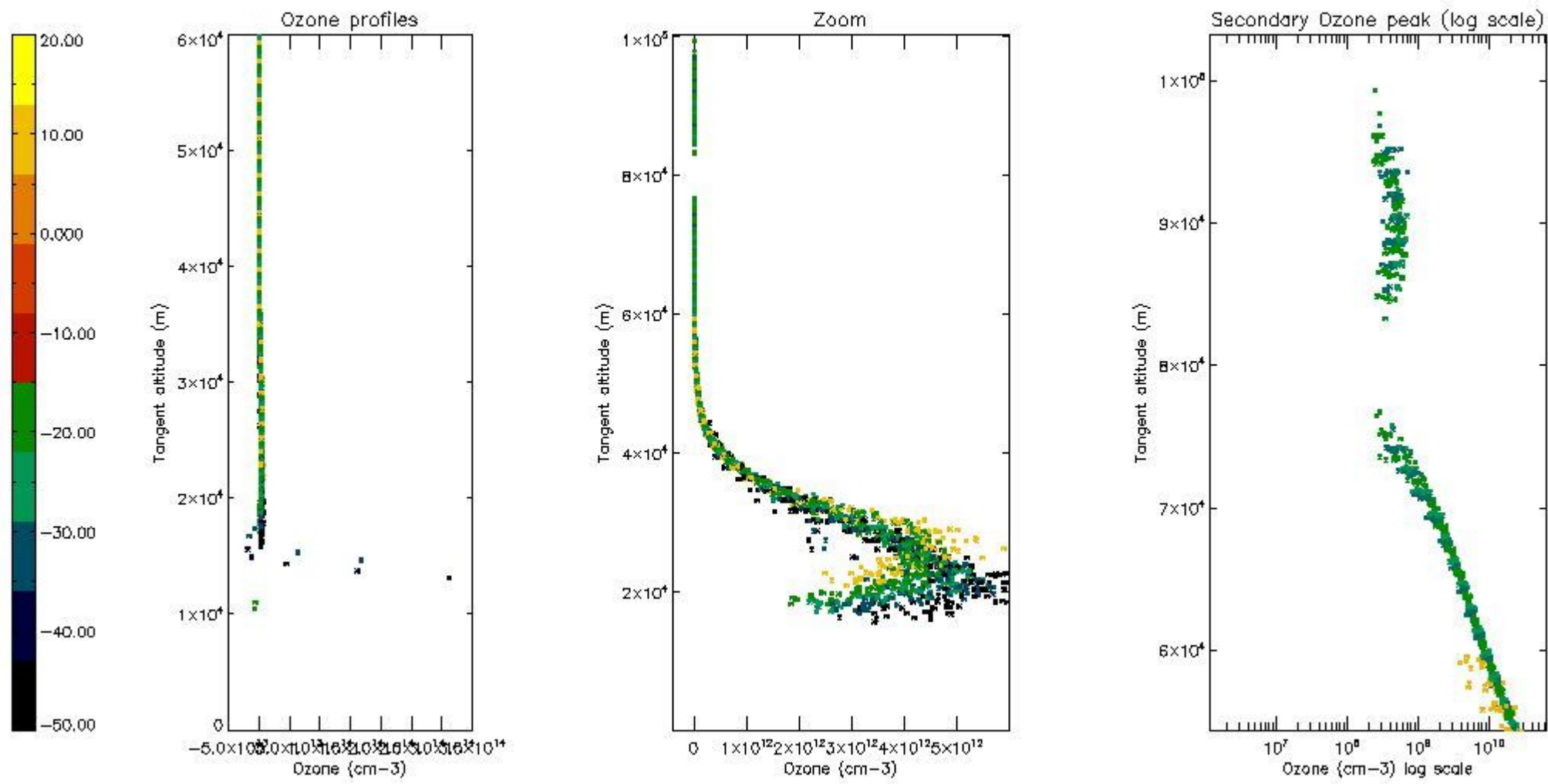
5.2 Plot ozone profiles for all STD (dark without errors)

The colorbar represents the latitude.



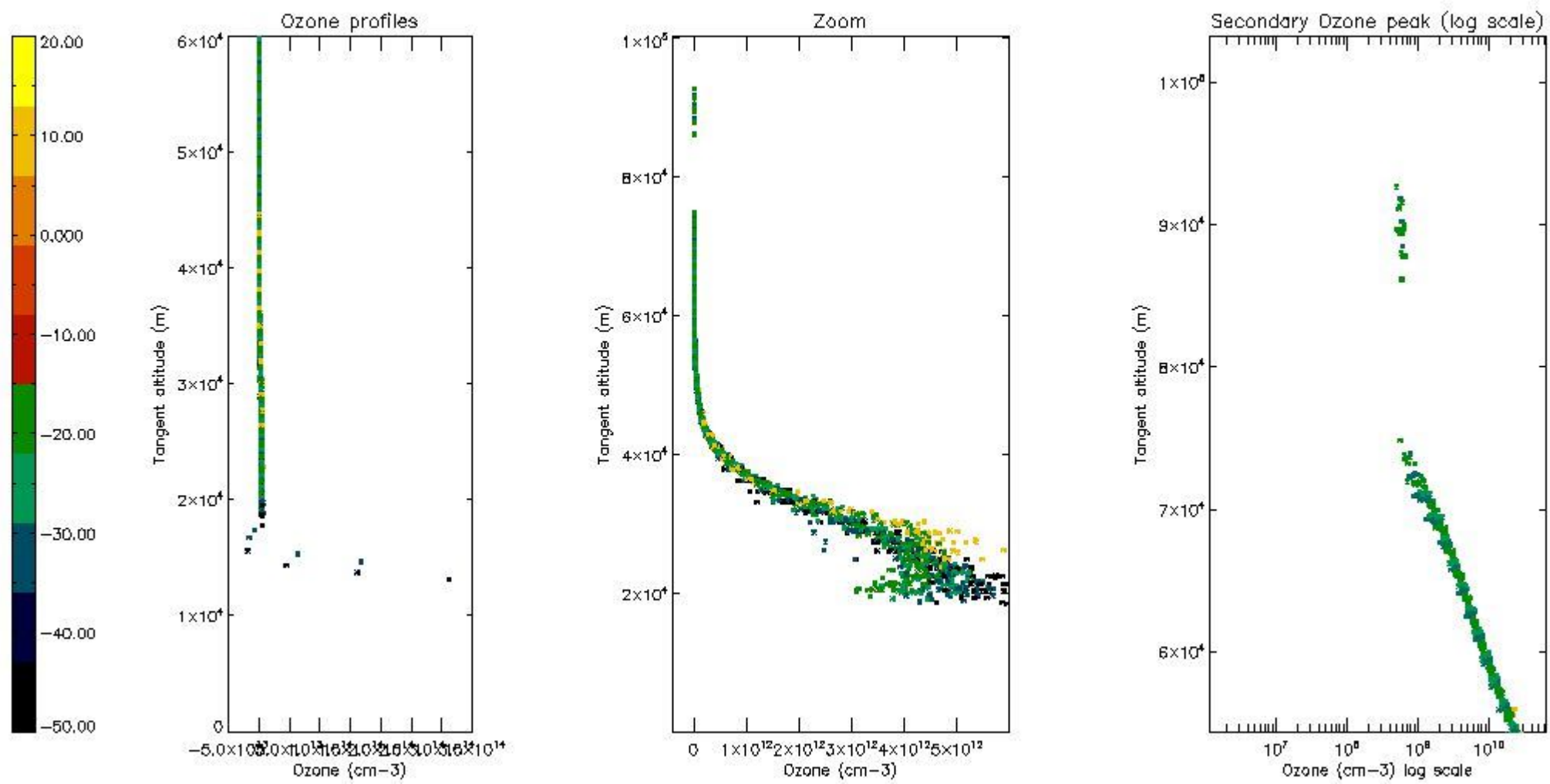
5.3 Plot ozone profiles where STD < 20% (dark without errors)

The colorbar represents the latitude.



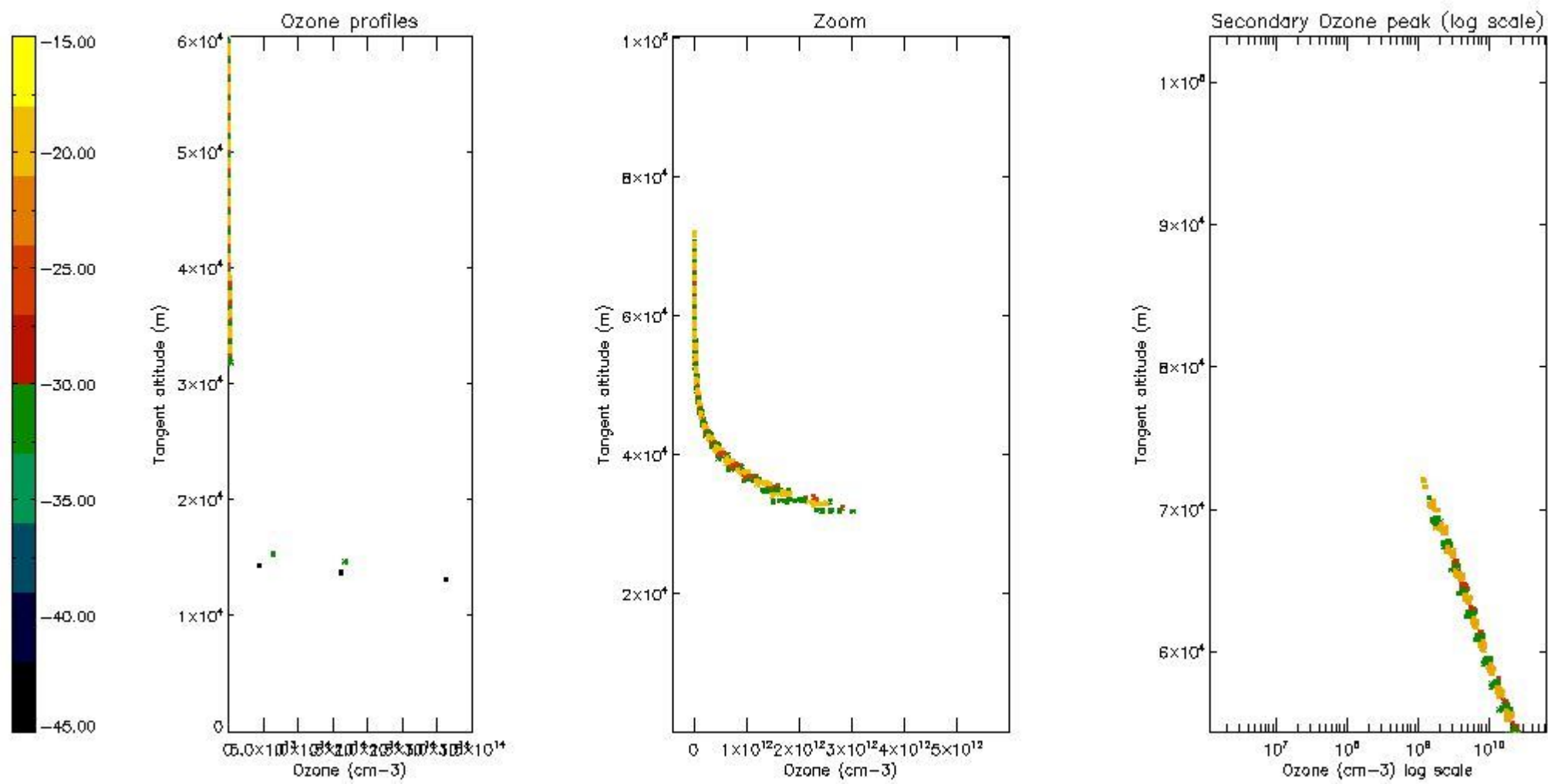
5.4 Plot ozone profiles where STD < 10% (dark without errors)

The colorbar represents the latitude.



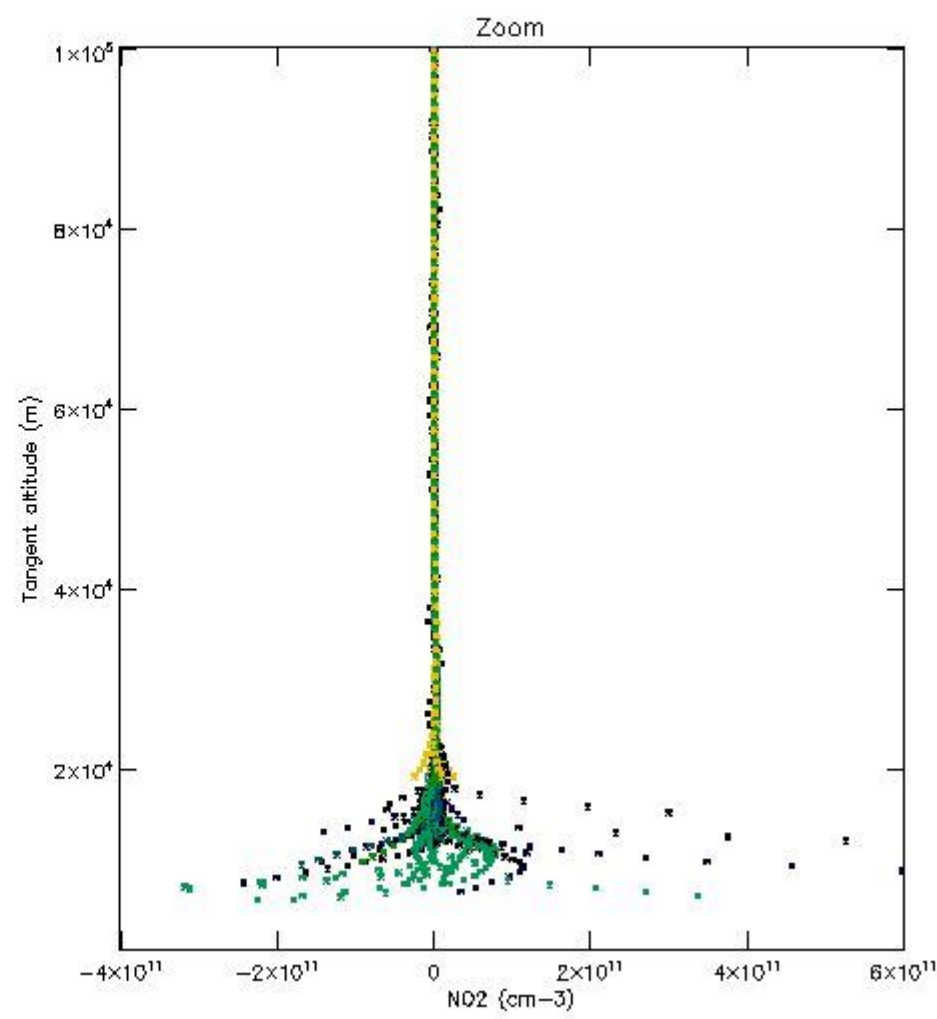
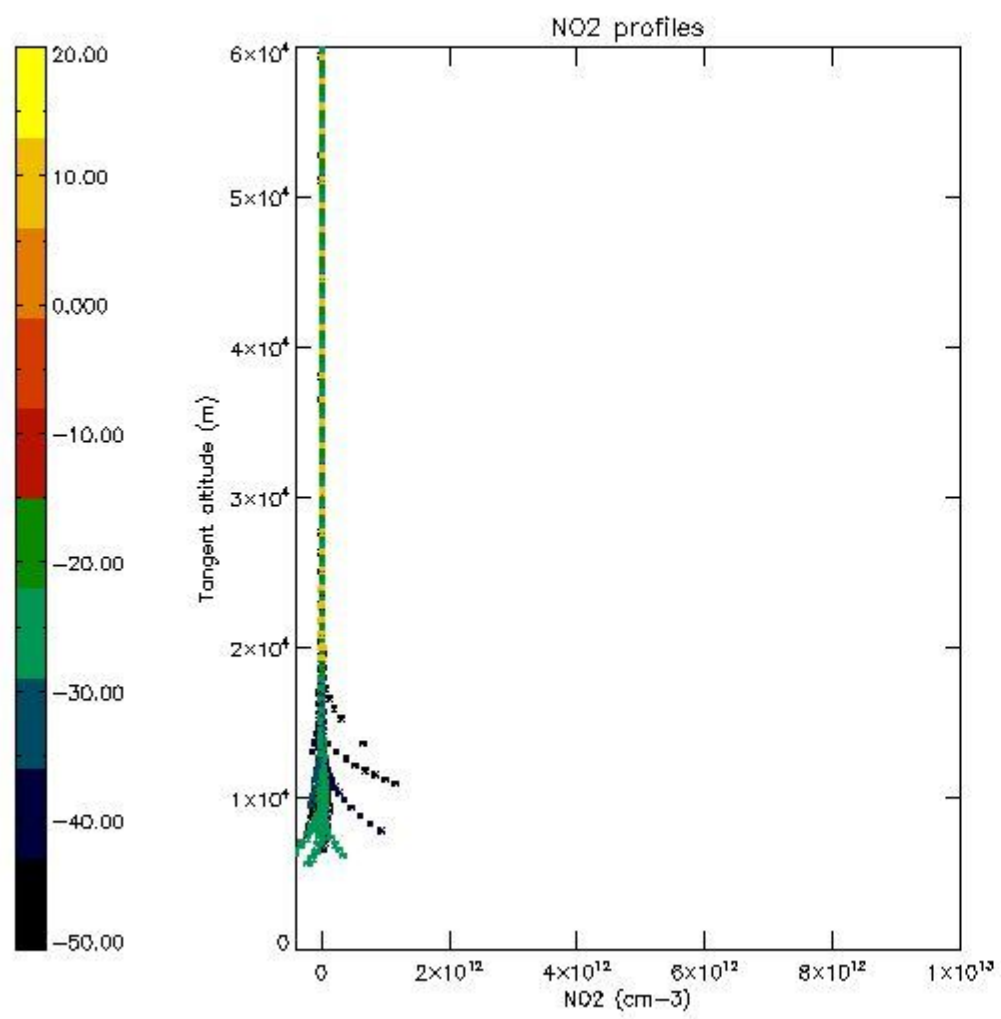
5.5 Plot ozone profiles where STD < 5% (dark without errors)

The colorbar represents the latitude.



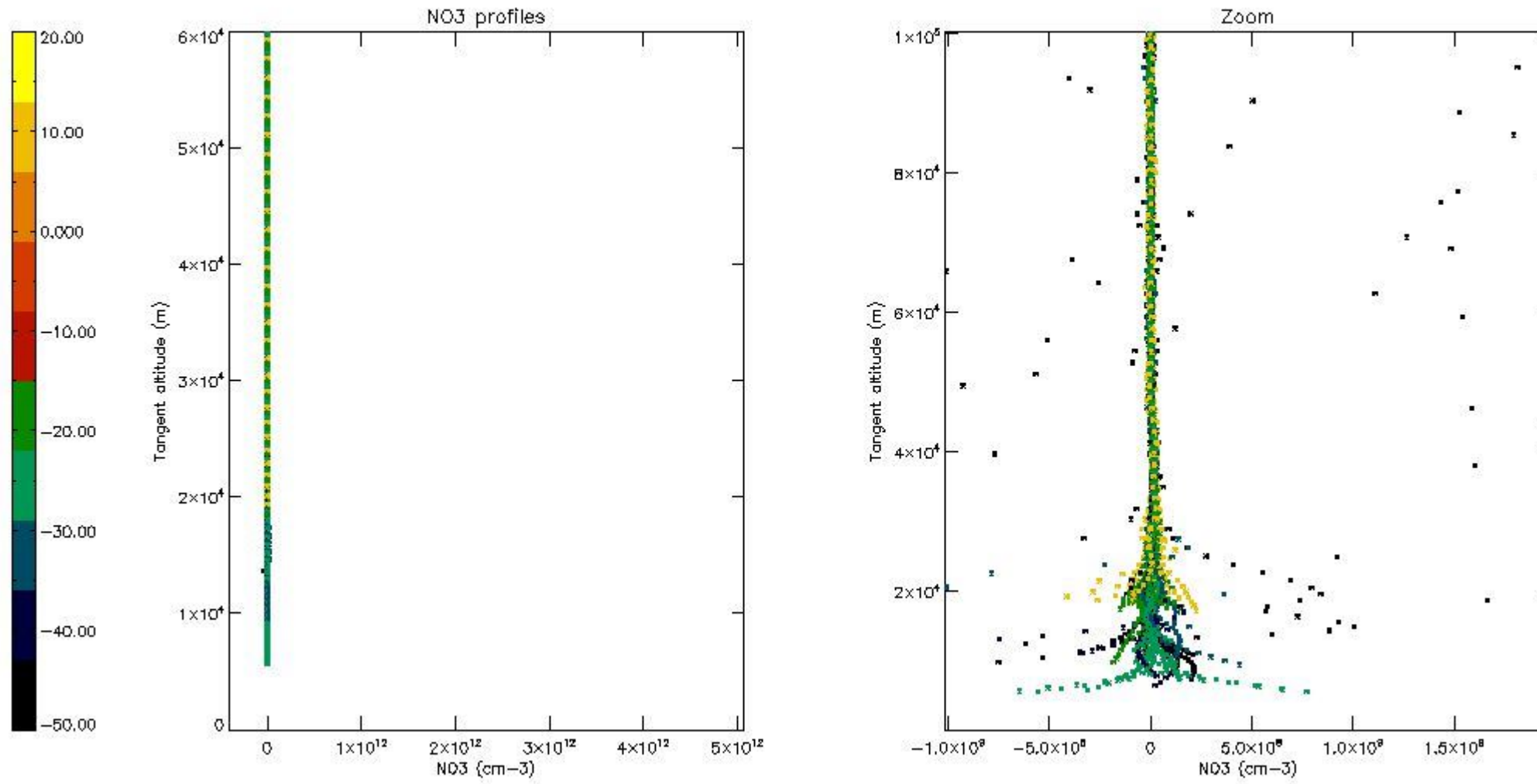
5.6 Plot NO₂ profiles for all STD (dark without errors)

The colorbar represents the latitude.



5.7 Plot NO3 profiles for all STD (dark without errors)

The colorbar represents the latitude.



6. Auxiliary Data Files used for the production reported in section 2

The number reported in the third column indicates since which file (see list in section 2) the corresponding auxiliary file has been used. The fourth column is the date of those product files.

Type	Auxiliary Filename	Used since product	Used since product date
INST_PHYS_CHARACTERISTICS	GOM_INS_AXVIEC20091111_143220_20030716_120000_20500101_000000	1	23-SEP-2005 00:01:18
LEVEL-2_PROC_CONFIG	GOM_PR2_AXVIEC20091111_152718_20020301_000000_20500101_000000	1	23-SEP-2005 00:01:18
CROSS_SECTIONS_FILE	GOM_CRS_AXVIEC20091111_154832_20020301_000000_20500101_000000	1	23-SEP-2005 00:01:18

GOMOS Level 2 Daily Report

SUMMARY

[1. General Info](#)

[2. Summary of processed GOM_NL_2P products](#)

[3. Level 2 Quality information per product](#)

[3.1 Plot of level 2 quality information per product \(time dependant\)](#)

[3.2 Plot of level 2 quality information per product \(world map\)](#)

[4. Level 1 Quality information per product \(stored on level 2 products\)](#)

[4.1 Plot of level 1 quality information per product \(time dependant\)](#)

[4.1.1 Plot of level 1 quality information per product \(time dependant\): ASCENDING](#)

[4.1.2 Plot of level 1 quality information per product \(time dependant\): DESCENDING](#)

[4.2 Plot of level 1 quality information per product \(world map\)](#)

[4.2.1 Plot of level 1 quality information per product \(world map\): ASCENDING](#)

[4.2.2 Plot of level 1 quality information per product \(world map\): DESCENDING](#)

[5. Ozone profiles based on quality statistics and other trace gas profiles](#)

[5.1 Ozone statistics based on quality of products](#)

[5.2 Plot ozone profiles for all STD \(dark without errors\)](#)

[5.3 Plot ozone profiles where STD < 20% \(dark without errors\)](#)

[5.4. Plot ozone profiles where STD < 10% \(dark without errors\)](#)

[5.5. Plot ozone profiles where STD < 5% \(dark without errors\)](#)

[5.6 Plot NO2 profiles for all STD \(dark without errors\)](#)

[5.7 Plot NO3 profiles for all STD \(dark without errors\)](#)

[5.8 Plot H2O profiles \(only for occultations of stars 1,2,3,4,13,14,16,26,63 dark without errors\) for all STD](#)

[6. Auxiliary Data Files used for the production reported in section 2](#)

This report presents the daily analysis on parameters extracted from GOMOS level 2 data (GOM_NL__2P). It is intended to monitor some important parameters that will impact the quality of these products. A list of level 2 products (and content) that have arrived during the reporting day to the PCF is also given.

Item	Value
Time of report generation	18APR2013 11:09:00
Data source version	GOMOS/6.01
Start time of products	23-09-2005 (23SEP2005 00:00:00)
Stop time of products	24-09-2005 (24SEP2005 00:00:00)
Store outputs in DB	Yes
Nb of level 2 prods	262
Nb of prods with errors	0

2. Summary of processed GOM_NL__2P products.

Nr	Filename	UTC Start time	Limb	Duration	Star Id	Star Name	Star Mag	Star Temp	Nb Meas	Orbit	Prod. error
1	GOM_NL__2PRFIN20050923_000118_000000382041_00045_18636_6993.N1	23-SEP-2005 00:01:18	Straylight	38.000	148	Alp Tuc	2.8780	4100.0	76	18636	No
2	GOM_NL__2PRFIN20050923_000504_000000382041_00045_18636_6994.N1	23-SEP-2005 00:05:04	Straylight	38.000	31	Alp Gru	1.7340	15200.	76	18636	No
3	GOM_NL__2PRFIN20050923_000752_000000372041_00045_18636_6995.N1	23-SEP-2005 00:07:52	Straylight	37.000	172	Gam Gru	3.0030	13100.	74	18636	No
4	GOM_NL__2PRFIN20050923_000922_000000412041_00045_18636_6996.N1	23-SEP-2005 00:09:22	Straylight	41.000	18	24Alp PsA	1.1660	9700.0	82	18636	No
5	GOM_NL__2PRFIN20050923_001352_000000412041_00045_18636_6997.N1	23-SEP-2005 00:13:52	Twilight_and_stray	41.000	142	49Del Cap	2.8500	8900.0	82	18636	No
6	GOM_NL__2PRFIN20050923_001802_000000372041_00045_18636_6998.N1	23-SEP-2005 00:18:02	Bright	37.000	162	34Alp Aqr	2.9440	5350.0	74	18636	No
7	GOM_NL__2PRFIN20050923_002105_000000382041_00045_18636_6999.N1	23-SEP-2005 00:21:05	Bright	37.500	61	8Eps Peg	2.1000	3900.0	75	18636	No
8	GOM_NL__2PRFIN20050923_002840_000000392041_00045_18636_7000.N1	23-SEP-2005 00:28:40	Bright	39.000	92	53Eps Cyg	2.5000	4500.0	78	18636	No
9	GOM_NL__2PRFIN20050923_003142_000000382041_00045_18636_7001.N1	23-SEP-2005 00:31:42	Bright	38.000	19	50Alp Cyg	1.2460	10500.	76	18636	No
10	GOM_NL__2PRFIN20050923_003543_000000362041_00045_18636_7002.N1	23-SEP-2005 00:35:43	Bright	36.000	89	5Alp Cep	2.4510	8000.0	72	18636	No
11	GOM_NL__2PRFIN20050923_004441_000000342041_00045_18636_7003.N1	23-SEP-2005 00:44:41	Bright	34.000	60	7Bet UMi	2.0810	3950.0	68	18636	No
12	GOM_NL__2PRFIN20050923_005052_000000352041_00045_18636_7004.N1	23-SEP-2005 00:50:52	Bright	35.000	36	50Alp UMa	1.8000	6300.0	70	18636	No
13	GOM_NL__2PRFIN20050923_005220_000000412041_00045_18636_7005.N1	23-SEP-2005 00:52:20	Bright	40.500	82	48Bet UMa	2.3650	10600.	81	18636	No
14	GOM_NL__2PRFIN20050923_005529_000000352041_00045_18636_7006.N1	23-SEP-2005 00:55:29	Bright	34.500	174	52Psi UMa	3.0040	4400.0	69	18636	No
15	GOM_NL__2PRFIN20050923_010208_000000342041_00045_18636_7007.N1	23-SEP-2005 01:02:08	Bright	33.500	166	17Eps Leo	2.9800	6000.0	67	18636	No
16	GOM_NL__2PRFIN20050923_012107_000000412041_00045_18636_7008.N1	23-SEP-2005 01:21:07	Dark	41.000	65	Lam Vel	2.2040	4400.0	82	18636	No
17	GOM_NL__2PRFIN20050923_012425_000000402041_00045_18636_7009.N1	23-SEP-2005 01:24:25	Dark	40.000	46	Del Vel	1.9540	10600.	80	18636	No
18	GOM_NL__2PRFIN20050923_012559_000000432041_00045_18636_7010.N1	23-SEP-2005 01:25:59	Dark	43.000	41	Eps Car	1.8600	4100.0	86	18636	No
19	GOM_NL__2PRFIN20050923_012803_000000382041_00046_18637_6991.N1	23-SEP-2005 01:28:03	Dark	37.500	29	Bet Car	1.6720	10200.	75	18637	No
20	GOM_NL__2PRFIN20050923_013626_000000382041_00046_18637_6992.N1	23-SEP-2005 01:36:26	Dark	37.500	135	Bet Hyi	2.8200	5800.0	75	18637	No
21	GOM_NL__2PRFIN20050923_014154_000000392041_00046_18637_6993.N1	23-SEP-2005 01:41:54	Straylight	39.000	148	Alp Tuc	2.8780	4100.0	78	18637	No
22	GOM_NL__2PRFIN20050923_014540_000000402041_00046_18637_6994.N1	23-SEP-2005 01:45:40	Straylight	40.000	31	Alp Gru	1.7340	15200.	80	18637	No
23	GOM_NL__2PRFIN20050923_014828_000000382041_00046_18637_6995.N1	23-SEP-2005 01:48:28	Straylight	37.500	172	Gam Gru	3.0030	13100.	75	18637	No
24	GOM_NL__2PRFIN20050923_014958_000000422041_00046_18637_6996.N1	23-SEP-2005 01:49:58	Straylight	42.000	18	24Alp PsA	1.1660	9700.0	84	18637	No
25	GOM_NL__2PRFIN20050923_015428_000000432041_00046_18637_6997.N1	23-SEP-2005 01:54:28	Twilight_and_stray	42.500	142	49Del Cap	2.8500	8900.0	85	18637	No
26	GOM_NL__2PRFIN20050923_015838_000000372041_00046_18637_6998.N1	23-SEP-2005 01:58:38	Bright	36.500	162	34Alp Aqr	2.9440	5350.0	73	18637	No
27	GOM_NL__2PRFIN20050923_020141_000000392041_00046_18637_6999.N1	23-SEP-2005 02:01:41	Bright	38.500	61	8Eps Peg	2.1000	3900.0	77	18637	No
28	GOM_NL__2PRFIN20050923_020917_000000362041_00046_18637_7000.N1	23-SEP-2005 02:09:17	Bright	36.000	92	53Eps Cyg	2.5000	4500.0	72	18637	No
29	GOM_NL__2PRFIN20050923_021218_000000372041_00046_18637_7001.N1	23-SEP-2005 02:12:18	Bright	36.500	19	50Alp Cyg	1.2460	10500.	73	18637	No
30	GOM_NL__2PRFIN20050923_021619_000000332041_00046_18637_7002.N1	23-SEP-2005 02:16:19	Bright	33.000	89	5Alp Cep	2.4510	8000.0	66	18637	No
31	GOM_NL__2PRFIN20050923_022517_000000382041_00046_18637_7003.N1	23-SEP-2005 02:25:17	Bright	37.500	60	7Bet UMi	2.0810	3950.0	75	18637	No
32	GOM_NL__2PRFIN20050923_023128_000000372041_00046_18637_7004.N1	23-SEP-2005 02:31:28	Bright	36.500	36	50Alp UMa	1.8000	6300.0	73	18637	No
33	GOM_NL__2PRFIN20050923_023256_000000352041_00046_18637_7005.N1	23-SEP-2005 02:32:56	Bright	35.000	82	48Bet UMa	2.3650	10600.	70	18637	No
34	GOM_NL__2PRFIN20050923_023605_000000332041_00046_18637_7006.N1	23-SEP-2005 02:36:05	Bright	33.000	174	52Psi UMa	3.0040	4400.0	66	18637	No
35	GOM_NL__2PRFIN20050923_024244_000000342041_00046_18637_7007.N1	23-SEP-2005 02:42:44	Bright	33.500	166	17Eps Leo	2.9800	6000.0	67	18637	No
36	GOM_NL__2PRFIN20050923_030143_000000432041_00046_18637_7008.N1	23-SEP-2005 03:01:43	Dark	42.500	65	Lam Vel	2.2040	4400.0	85	18637	No
37	GOM_NL__2PRFIN20050923_030501_000000372041_00046_18637_7009.N1	23-SEP-2005 03:05:01	Dark	37.000	46	Del Vel	1.9540	10600.	74	18637	No
38	GOM_NL__2PRFIN20050923_030636_000000402041_00046_18637_7010.N1	23-SEP-2005 03:06:36	Dark	40.000	41	Eps Car	1.8600	4100.0	80	18637	No
39	GOM_NL__2PRFIN20050923_030839_000000372041_00047_18638_6991.N1	23-SEP-2005 03:08:39	Dark	37.000	29	Bet Car	1.6720	10200.	74	18638	No
40	GOM_NL__2PRFIN20050923_031702_000000382041_00047_18638_6992.N1	23-SEP-2005 03:17:02	Dark	37.500	135	Bet Hyi	2.8200	5800.0	75	18638	No
41	GOM_NL__2PRFIN20050923_032230_000000392041_00047_18638_6993.N1	23-SEP-2005 03:22:30	Straylight	38.500	148	Alp Tuc	2.8780	4100.0	77	18638	No
42	GOM_NL__2PRFIN20050923_032616_000000392041_00047_18638_6994.N1	23-SEP-2005 03:26:16	Straylight	39.000	31	Alp Gru	1.7340	15200.	78	18638	No

43	GOM_NL__2PRFIN20050923_032904_000000382041_00047_18638_6995.N1	23-SEP-2005 03:29:04	Straylight	37.500	172	Gam Gru	3.0030	13100.	75	18638	No
44	GOM_NL__2PRFIN20050923_033034_000000432041_00047_18638_6996.N1	23-SEP-2005 03:30:34	Straylight	42.500	18	24Alp PsA	1.1660	9700.0	85	18638	No
45	GOM_NL__2PRFIN20050923_033505_000000392041_00047_18638_6997.N1	23-SEP-2005 03:35:05	Tw_i_and_stray	39.000	142	49Del Cap	2.8500	8900.0	78	18638	No
46	GOM_NL__2PRFIN20050923_033914_000000372041_00047_18638_6998.N1	23-SEP-2005 03:39:14	Bright	37.000	162	34Alp Aqr	2.9440	5350.0	74	18638	No
47	GOM_NL__2PRFIN20050923_034218_000000392041_00047_18638_6999.N1	23-SEP-2005 03:42:18	Bright	38.500	61	8Eps Peg	2.1000	3900.0	77	18638	No
48	GOM_NL__2PRFIN20050923_034953_000000242041_00047_18638_7000.N1	23-SEP-2005 03:49:53	Tw_i_and_stray	24.000	92	53Eps Cyg	2.5000	4500.0	48	18638	No
49	GOM_NL__2PRFIN20050923_035254_000000372041_00047_18638_7001.N1	23-SEP-2005 03:52:54	Bright	36.500	19	50Alp Cyg	1.2460	10500.	73	18638	No
50	GOM_NL__2PRFIN20050923_035655_000000342041_00047_18638_7002.N1	23-SEP-2005 03:56:55	Bright	33.500	89	5Alp Cep	2.4510	8000.0	67	18638	No
51	GOM_NL__2PRFIN20050923_040553_000000352041_00047_18638_7003.N1	23-SEP-2005 04:05:53	Bright	35.000	60	7Bet UMi	2.0810	3950.0	70	18638	No
52	GOM_NL__2PRFIN20050923_041204_000000372041_00047_18638_7004.N1	23-SEP-2005 04:12:04	Bright	37.000	36	50Alp UMa	1.8000	6300.0	74	18638	No
53	GOM_NL__2PRFIN20050923_041332_000000522041_00047_18638_7005.N1	23-SEP-2005 04:13:32	Bright	52.000	82	48Bet UMa	2.3650	10600.	104	18638	No
54	GOM_NL__2PRFIN20050923_041641_000000342041_00047_18638_7006.N1	23-SEP-2005 04:16:41	Bright	34.000	174	52Psi UMa	3.0040	4400.0	68	18638	No
55	GOM_NL__2PRFIN20050923_042320_000000342041_00047_18638_7007.N1	23-SEP-2005 04:23:20	Bright	33.500	166	17Eps Leo	2.9800	6000.0	67	18638	No
56	GOM_NL__2PRFIN20050923_044219_000000412041_00047_18638_7008.N1	23-SEP-2005 04:42:19	Dark	41.000	65	Lam Vel	2.2040	4400.0	82	18638	No
57	GOM_NL__2PRFIN20050923_044538_000000402041_00047_18638_7009.N1	23-SEP-2005 04:45:38	Dark	39.500	46	Del Vel	1.9540	10600.	79	18638	No
58	GOM_NL__2PRFIN20050923_044712_000000502041_00047_18638_7010.N1	23-SEP-2005 04:47:12	Dark	49.500	41	Eps Car	1.8600	4100.0	99	18638	No
59	GOM_NL__2PRFIN20050923_044915_000000372041_00048_18639_6991.N1	23-SEP-2005 04:49:15	Dark	37.000	29	Bet Car	1.6720	10200.	74	18639	No
60	GOM_NL__2PRFIN20050923_045738_000000372041_00048_18639_6992.N1	23-SEP-2005 04:57:38	Dark	37.000	135	Bet Hyi	2.8200	5800.0	74	18639	No
61	GOM_NL__2PRFIN20050923_050306_000000402041_00048_18639_6993.N1	23-SEP-2005 05:03:06	Straylight	39.500	148	Alp Tuc	2.8780	4100.0	79	18639	No
62	GOM_NL__2PRFIN20050923_050652_000000372041_00048_18639_6994.N1	23-SEP-2005 05:06:52	Straylight	36.500	31	Alp Gru	1.7340	15200.	73	18639	No
63	GOM_NL__2PRFIN20050923_050940_000000382041_00048_18639_6995.N1	23-SEP-2005 05:09:40	Straylight	38.000	172	Gam Gru	3.0030	13100.	76	18639	No
64	GOM_NL__2PRFIN20050923_051111_000000452041_00048_18639_6996.N1	23-SEP-2005 05:11:11	Straylight	44.500	18	24Alp PsA	1.1660	9700.0	89	18639	No
65	GOM_NL__2PRFIN20050923_051541_000000392041_00048_18639_6997.N1	23-SEP-2005 05:15:41	Tw_i_and_stray	38.500	142	49Del Cap	2.8500	8900.0	77	18639	No
66	GOM_NL__2PRFIN20050923_051950_000000382041_00048_18639_6998.N1	23-SEP-2005 05:19:50	Bright	37.500	162	34Alp Aqr	2.9440	5350.0	75	18639	No
67	GOM_NL__2PRFIN20050923_052254_000000382041_00048_18639_6999.N1	23-SEP-2005 05:22:54	Bright	38.000	61	8Eps Peg	2.1000	3900.0	76	18639	No
68	GOM_NL__2PRFIN20050923_053029_000000242041_00048_18639_7000.N1	23-SEP-2005 05:30:29	Tw_i_and_stray	24.000	92	53Eps Cyg	2.5000	4500.0	48	18639	No
69	GOM_NL__2PRFIN20050923_053331_000000382041_00048_18639_7001.N1	23-SEP-2005 05:33:31	Bright	37.500	19	50Alp Cyg	1.2460	10500.	75	18639	No
70	GOM_NL__2PRFIN20050923_053731_000000352041_00048_18639_7002.N1	23-SEP-2005 05:37:31	Bright	35.000	89	5Alp Cep	2.4510	8000.0	70	18639	No
71	GOM_NL__2PRFIN20050923_054629_000000362041_00048_18639_7003.N1	23-SEP-2005 05:46:29	Bright	35.500	60	7Bet UMi	2.0810	3950.0	71	18639	No
72	GOM_NL__2PRFIN20050923_055240_000000372041_00048_18639_7004.N1	23-SEP-2005 05:52:40	Bright	36.500	36	50Alp UMa	1.8000	6300.0	73	18639	No
73	GOM_NL__2PRFIN20050923_055409_000000352041_00048_18639_7005.N1	23-SEP-2005 05:54:09	Bright	34.500	82	48Bet UMa	2.3650	10600.	69	18639	No
74	GOM_NL__2PRFIN20050923_055717_000000522041_00048_18639_7006.N1	23-SEP-2005 05:57:17	Bright	52.000	174	52Psi UMa	3.0040	4400.0	104	18639	No
75	GOM_NL__2PRFIN20050923_060357_000000342041_00048_18639_7007.N1	23-SEP-2005 06:03:57	Bright	33.500	166	17Eps Leo	2.9800	6000.0	67	18639	No
76	GOM_NL__2PRFIN20050923_062256_000000452041_00048_18639_7008.N1	23-SEP-2005 06:22:56	Dark	44.500	65	Lam Vel	2.2040	4400.0	89	18639	No
77	GOM_NL__2PRFIN20050923_062614_000000402041_00048_18639_7009.N1	23-SEP-2005 06:26:14	Dark	39.500	46	Del Vel	1.9540	10600.	79	18639	No
78	GOM_NL__2PRFIN20050923_062748_000000472041_00048_18639_7010.N1	23-SEP-2005 06:27:48	Dark	47.000	41	Eps Car	1.8600	4100.0	94	18639	No
79	GOM_NL__2PRFIN20050923_062951_000000362041_00049_18640_6991.N1	23-SEP-2005 06:29:51	Dark	36.000	29	Bet Car	1.6720	10200.	72	18640	No
80	GOM_NL__2PRFIN20050923_063814_000000372041_00049_18640_6992.N1	23-SEP-2005 06:38:14	Dark	36.500	135	Bet Hyi	2.8200	5800.0	73	18640	No
81	GOM_NL__2PRFIN20050923_064342_000000432041_00049_18640_6993.N1	23-SEP-2005 06:43:42	Straylight	43.000	148	Alp Tuc	2.8780	4100.0	86	18640	No
82	GOM_NL__2PRFIN20050923_064728_000000412041_00049_18640_6994.N1	23-SEP-2005 06:47:28	Straylight	40.500	31	Alp Gru	1.7340	15200.	81	18640	No
83	GOM_NL__2PRFIN20050923_065147_000000402041_00049_18640_6995.N1	23-SEP-2005 06:51:47	Straylight	40.000	18	24Alp PsA	1.1660	9700.0	80	18640	No
84	GOM_NL__2PRFIN20050923_065617_000000412041_00049_18640_6996.N1	23-SEP-2005 06:56:17	Tw_i_and_stray	40.500	142	49Del Cap	2.8500	8900.0	81	18640	No
85	GOM_NL__2PRFIN20050923_065926_000000132041_00049_18640_6997.N1	23-SEP-2005 06:59:26	Tw_i_and_stray	13.000	154	22Bet Aqr	2.8990	5700.0	26	18640	No
86	GOM_NL__2PRFIN20050923_070026_000000372041_00049_18640_6998.N1	23-SEP-2005 07:00:26	Bright	36.500	162	34Alp Aqr	2.9440	5350.0	73	18640	No
87	GOM_NL__2PRFIN20050923_070330_000000382041_00049_18640_6999.N1	23-SEP-2005 07:03:30	Bright	38.000	61	8Eps Peg	2.1000	3900.0	76	18640	No
88	GOM_NL__2PRFIN20050923_071407_000000392041_00049_18640_7000.N1	23-SEP-2005 07:14:07	Bright	39.000	19	50Alp Cyg	1.2460	10500.	78	18640	No
89	GOM_NL__2PRFIN20050923_071807_000000362041_00049_18640_7001.N1	23-SEP-2005 07:18:07	Bright	35.500	89	5Alp Cep	2.4510	8000.0	71	18640	No
90	GOM_NL__2PRFIN20050923_072706_000000362041_00049_18640_7002.N1	23-SEP-2005 07:27:06	Bright	36.000	60	7Bet UMi	2.0810	3950.0	72	18640	No
91	GOM_NL__2PRFIN20050923_073316_000000342041_00049_18640_7003.N1	23-SEP-2005 07:33:16	Bright	34.000	36	50Alp UMa	1.8000	6300.0	68	18640	No
92	GOM_NL__2PRFIN20050923_073445_000000332041_00049_18640_7004.N1	23-SEP-2005 07:34:45	Bright	33.000	82	48Bet UMa	2.3650	10600.	66	18640	No
93	GOM_NL__2PRFIN20050923_073753_000000342041_00049_18640_7005.N1	23-SEP-2005 07:37:53	Bright	33.500	174	52Psi UMa	3.0040	4400.0	67	18640	No
94	GOM_NL__2PRFIN20050923_074433_000000332041_00049_18640_7006.N1	23-SEP-2005 07:44:33	Bright	33.000	166	17Eps Leo	2.9800	6000.0	66	18640	No
95	GOM_NL__2PRFIN20050923_080332_000000482041_00049_18640_7007.N1	23-SEP-2005 08:03:32	Dark	47.500	65	Lam Vel	2.2040	4400.0	95	18640	No
96	GOM_NL__2PRFIN20050923_080650_000000402041_00049_18640_7008.N1	23-SEP-2005 08:06:50	Dark	39.500	46	Del Vel	1.9540	10600.	79	18640	No
97	GOM_NL__2PRFIN20050923_080825_000000372041_00049_18640_7009.N1	23-SEP-2005 08:08:25	Dark	37.000	41	Eps Car	1.8600	4100.0	74	18640	No
98	GOM_NL__2PRFIN20050923_081027_000000382041_00050_18641_6991.N1	23-SEP-2005 08:10:27	Dark	37.500	29	Bet Car	1.6720	10200.	75	18641	No
99	GOM_NL__2PRFIN20050923_081850_000000362041_00050_18641_6992.N1	23-SEP-2005 08:18:50	Dark	35.500	135	Bet Hyi	2.8200	5800.0	71	18641	No
100	GOM_NL__2PRFIN20050923_082418_000000402041_00050_18641_6993.N1	23-SEP-2005 08:24:18	Straylight	40.000	148	Alp Tuc	2.8780	4100.0	80	18641	No
101	GOM_NL__2PRFIN20050923_082804_000000382041_00050_18641_6994.N1	23-SEP-2005 08:28:04	Straylight	37.500	31	Alp Gru	1.7340	15200.	75	18641	No

102	GOM_NL__2PRFIN20050923_083223_000000422041_00050_18641_6995.N1	23-SEP-2005 08:32:23	Straylight	42.000	18	24Alp PsA	1.1660	9700.0	84	18641	No
103	GOM_NL__2PRFIN20050923_083653_000000402041_00050_18641_6996.N1	23-SEP-2005 08:36:53	Tw_i_and_stray	39.500	142	49Del Cap	2.8500	8900.0	79	18641	No
104	GOM_NL__2PRFIN20050923_084002_000000132041_00050_18641_6997.N1	23-SEP-2005 08:40:02	Tw_i_and_stray	13.000	154	22Bet Aqr	2.8990	5700.0	26	18641	No
105	GOM_NL__2PRFIN20050923_084102_000000372041_00050_18641_6998.N1	23-SEP-2005 08:41:02	Bright	36.500	162	34Alp Aqr	2.9440	5350.0	73	18641	No
106	GOM_NL__2PRFIN20050923_084406_000000392041_00050_18641_6999.N1	23-SEP-2005 08:44:06	Bright	38.500	61	8Eps Peg	2.1000	3900.0	77	18641	No
107	GOM_NL__2PRFIN20050923_085443_000000392041_00050_18641_7000.N1	23-SEP-2005 08:54:43	Bright	38.500	19	50Alp Cyg	1.2460	10500.	77	18641	No
108	GOM_NL__2PRFIN20050923_085843_000000362041_00050_18641_7001.N1	23-SEP-2005 08:58:43	Bright	35.500	89	5Alp Cep	2.4510	8000.0	71	18641	No
109	GOM_NL__2PRFIN20050923_090742_000000362041_00050_18641_7002.N1	23-SEP-2005 09:07:42	Bright	36.000	60	7Bet UMi	2.0810	3950.0	72	18641	No
110	GOM_NL__2PRFIN20050923_091352_000000362041_00050_18641_7003.N1	23-SEP-2005 09:13:52	Bright	35.500	36	50Alp UMa	1.8000	6300.0	71	18641	No
111	GOM_NL__2PRFIN20050923_091521_000000352041_00050_18641_7004.N1	23-SEP-2005 09:15:21	Bright	35.000	82	48Bet UMa	2.3650	10600.	70	18641	No
112	GOM_NL__2PRFIN20050923_091829_000000332041_00050_18641_7005.N1	23-SEP-2005 09:18:29	Bright	33.000	174	52Psi UMa	3.0040	4400.0	66	18641	No
113	GOM_NL__2PRFIN20050923_092509_000000322041_00050_18641_7006.N1	23-SEP-2005 09:25:09	Bright	32.000	166	17Eps Leo	2.9800	6000.0	64	18641	No
114	GOM_NL__2PRFIN20050923_094408_000000492041_00050_18641_7007.N1	23-SEP-2005 09:44:08	Dark	48.500	65	Lam Vel	2.2040	4400.0	97	18641	No
115	GOM_NL__2PRFIN20050923_094726_000000402041_00050_18641_7008.N1	23-SEP-2005 09:47:26	Dark	40.000	46	Del Vel	1.9540	10600.	80	18641	No
116	GOM_NL__2PRFIN20050923_094901_000000432041_00050_18641_7009.N1	23-SEP-2005 09:49:01	Dark	42.500	41	Eps Car	1.8600	4100.0	85	18641	No
117	GOM_NL__2PRFIN20050923_095103_000000382041_00051_18642_7011.N1	23-SEP-2005 09:51:03	Dark	38.000	29	Bet Car	1.6720	10200.	76	18642	No
118	GOM_NL__2PRFIN20050923_095926_000000372041_00051_18642_7012.N1	23-SEP-2005 09:59:26	Dark	37.000	135	Bet Hyi	2.8200	5800.0	74	18642	No
119	GOM_NL__2PRFIN20050923_100454_000000402041_00051_18642_7013.N1	23-SEP-2005 10:04:54	Straylight	39.500	148	Alp Tuc	2.8780	4100.0	79	18642	No
120	GOM_NL__2PRFIN20050923_100840_000000392041_00051_18642_7014.N1	23-SEP-2005 10:08:40	Straylight	39.000	31	Alp Gru	1.7340	15200.	78	18642	No
121	GOM_NL__2PRFIN20050923_101259_000000442041_00051_18642_7015.N1	23-SEP-2005 10:12:59	Straylight	43.500	18	24Alp PsA	1.1660	9700.0	87	18642	No
122	GOM_NL__2PRFIN20050923_101729_000000392041_00051_18642_7016.N1	23-SEP-2005 10:17:29	Tw_i_and_stray	38.500	142	49Del Cap	2.8500	8900.0	77	18642	No
123	GOM_NL__2PRFIN20050923_102138_000000382041_00051_18642_7017.N1	23-SEP-2005 10:21:38	Bright	37.500	162	34Alp Aqr	2.9440	5350.0	75	18642	No
124	GOM_NL__2PRFIN20050923_102442_000000392041_00051_18642_7018.N1	23-SEP-2005 10:24:42	Bright	38.500	61	8Eps Peg	2.1000	3900.0	77	18642	No
125	GOM_NL__2PRFIN20050923_103519_000000372041_00051_18642_7019.N1	23-SEP-2005 10:35:19	Bright	36.500	19	50Alp Cyg	1.2460	10500.	73	18642	No
126	GOM_NL__2PRFIN20050923_103919_000000352041_00051_18642_7020.N1	23-SEP-2005 10:39:19	Bright	35.000	89	5Alp Cep	2.4510	8000.0	70	18642	No
127	GOM_NL__2PRFIN20050923_104818_000000372041_00051_18642_7021.N1	23-SEP-2005 10:48:18	Bright	36.500	60	7Bet UMi	2.0810	3950.0	73	18642	No
128	GOM_NL__2PRFIN20050923_105428_000000362041_00051_18642_7022.N1	23-SEP-2005 10:54:28	Bright	36.000	36	50Alp UMa	1.8000	6300.0	72	18642	No
129	GOM_NL__2PRFIN20050923_105557_000000362041_00051_18642_7023.N1	23-SEP-2005 10:55:57	Bright	35.500	82	48Bet UMa	2.3650	10600.	71	18642	No
130	GOM_NL__2PRFIN20050923_105905_000000412041_00051_18642_7024.N1	23-SEP-2005 10:59:05	Bright	41.000	174	52Psi UMa	3.0040	4400.0	82	18642	No
131	GOM_NL__2PRFIN20050923_110545_000000132041_00051_18642_7025.N1	23-SEP-2005 11:05:45	Tw_i_and_stray	13.000	166	17Eps Leo	2.9800	6000.0	26	18642	No
132	GOM_NL__2PRFIN20050923_112444_000000442041_00051_18642_7026.N1	23-SEP-2005 11:24:44	Dark	44.000	65	Lam Vel	2.2040	4400.0	88	18642	No
133	GOM_NL__2PRFIN20050923_112803_000000422041_00051_18642_7027.N1	23-SEP-2005 11:28:03	Dark	41.500	46	Del Vel	1.9540	10600.	83	18642	No
134	GOM_NL__2PRFIN20050923_112937_000000472041_00051_18642_7028.N1	23-SEP-2005 11:29:37	Dark	47.000	41	Eps Car	1.8600	4100.0	94	18642	No
135	GOM_NL__2PRFIN20050923_113139_000000382041_00052_18643_7011.N1	23-SEP-2005 11:31:39	Dark	38.000	29	Bet Car	1.6720	10200.	76	18643	No
136	GOM_NL__2PRFIN20050923_114002_000000392041_00052_18643_7012.N1	23-SEP-2005 11:40:02	Dark	38.500	135	Bet Hyi	2.8200	5800.0	77	18643	No
137	GOM_NL__2PRFIN20050923_114530_000000392041_00052_18643_7013.N1	23-SEP-2005 11:45:30	Straylight	38.500	148	Alp Tuc	2.8780	4100.0	77	18643	No
138	GOM_NL__2PRFIN20050923_114916_000000372041_00052_18643_7014.N1	23-SEP-2005 11:49:16	Straylight	37.000	31	Alp Gru	1.7340	15200.	74	18643	No
139	GOM_NL__2PRFIN20050923_115335_000000422041_00052_18643_7015.N1	23-SEP-2005 11:53:35	Straylight	42.000	18	24Alp PsA	1.1660	9700.0	84	18643	No
140	GOM_NL__2PRFIN20050923_115805_000000392041_00052_18643_7016.N1	23-SEP-2005 11:58:05	Tw_i_and_stray	38.500	142	49Del Cap	2.8500	8900.0	77	18643	No
141	GOM_NL__2PRFIN20050923_120214_000000382041_00052_18643_7017.N1	23-SEP-2005 12:02:14	Bright	37.500	162	34Alp Aqr	2.9440	5350.0	75	18643	No
142	GOM_NL__2PRFIN20050923_120519_000000382041_00052_18643_7018.N1	23-SEP-2005 12:05:19	Bright	37.500	61	8Eps Peg	2.1000	3900.0	75	18643	No
143	GOM_NL__2PRFIN20050923_121556_000000392041_00052_18643_7019.N1	23-SEP-2005 12:15:56	Bright	38.500	19	50Alp Cyg	1.2460	10500.	77	18643	No
144	GOM_NL__2PRFIN20050923_121955_000000372041_00052_18643_7020.N1	23-SEP-2005 12:19:55	Bright	37.000	89	5Alp Cep	2.4510	8000.0	74	18643	No
145	GOM_NL__2PRFIN20050923_122854_000000352041_00052_18643_7021.N1	23-SEP-2005 12:28:54	Bright	35.000	60	7Bet UMi	2.0810	3950.0	70	18643	No
146	GOM_NL__2PRFIN20050923_123504_000000342041_00052_18643_7022.N1	23-SEP-2005 12:35:04	Bright	33.500	36	50Alp UMa	1.8000	6300.0	67	18643	No
147	GOM_NL__2PRFIN20050923_123633_000000392041_00052_18643_7023.N1	23-SEP-2005 12:36:33	Bright	38.500	82	48Bet UMa	2.3650	10600.	77	18643	No
148	GOM_NL__2PRFIN20050923_123941_000000332041_00052_18643_7024.N1	23-SEP-2005 12:39:41	Bright	32.500	174	52Psi UMa	3.0040	4400.0	65	18643	No
149	GOM_NL__2PRFIN20050923_124621_000000132041_00052_18643_7025.N1	23-SEP-2005 12:46:21	Tw_i_and_stray	13.000	166	17Eps Leo	2.9800	6000.0	26	18643	No
150	GOM_NL__2PRFIN20050923_130520_000000442041_00052_18643_7026.N1	23-SEP-2005 13:05:20	Dark	43.500	65	Lam Vel	2.2040	4400.0	87	18643	No
151	GOM_NL__2PRFIN20050923_130839_000000392041_00052_18643_7027.N1	23-SEP-2005 13:08:39	Dark	38.500	46	Del Vel	1.9540	10600.	77	18643	No
152	GOM_NL__2PRFIN20050923_131013_000000472041_00052_18643_7028.N1	23-SEP-2005 13:10:13	Dark	47.000	41	Eps Car	1.8600	4100.0	94	18643	No
153	GOM_NL__2PRFIN20050923_131215_000000442041_00053_18644_7011.N1	23-SEP-2005 13:12:15	Dark	44.000	29	Bet Car	1.6720	10200.	88	18644	No
154	GOM_NL__2PRFIN20050923_132038_000000382041_00053_18644_7012.N1	23-SEP-2005 13:20:38	Dark	38.000	135	Bet Hyi	2.8200	5800.0	76	18644	No
155	GOM_NL__2PRFIN20050923_132606_000000392041_00053_18644_7013.N1	23-SEP-2005 13:26:06	Straylight	38.500	148	Alp Tuc	2.8780	4100.0	77	18644	No
156	GOM_NL__2PRFIN20050923_132952_000000422041_00053_18644_7014.N1	23-SEP-2005 13:29:52	Straylight	42.000	31	Alp Gru	1.7340	15200.	84	18644	No
157	GOM_NL__2PRFIN20050923_133411_000000422041_00053_18644_7015.N1	23-SEP-2005 13:34:11	Straylight	42.000	18	24Alp PsA	1.1660	9700.0	84	18644	No
158	GOM_NL__2PRFIN20050923_133841_000000402041_00053_18644_7016.N1	23-SEP-2005 13:38:41	Tw_i_and_stray	40.000	142	49Del Cap	2.8500	8900.0	80	18644	No
159	GOM_NL__2PRFIN20050923_134251_000000382041_00053_18644_7017.N1	23-SEP-2005 13:42:51	Bright	37.500	162	34Alp Aqr	2.9440	5350.0	75	18644	No
160	GOM_NL__2PRFIN20050923_134555_000000372041_00053_18644_7018.N1	23-SEP-2005 13:45:55	Bright	37.000	61	8Eps Peg	2.1000	3900.0	74	18644	No

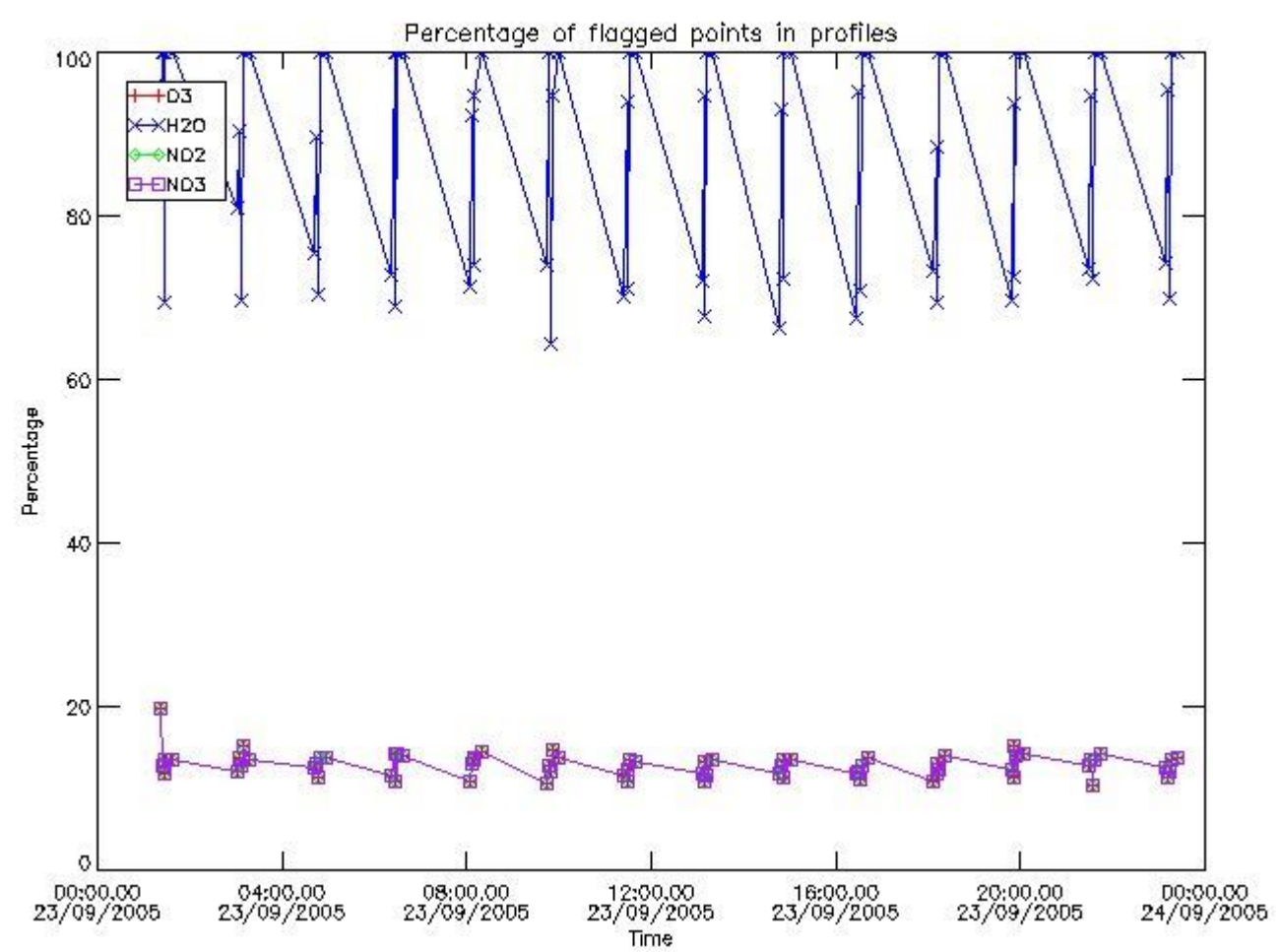
161	GOM_NL__2PRFIN20050923_135632_000000392041_00053_18644_7019.N1	23-SEP-2005 13:56:32	Bright	38.500	19	50Alp Cyg	1.2460	10500.	77	18644	No
162	GOM_NL__2PRFIN20050923_140031_000000342041_00053_18644_7020.N1	23-SEP-2005 14:00:31	Bright	34.000	89	5Alp Cep	2.4510	8000.0	68	18644	No
163	GOM_NL__2PRFIN20050923_140930_000000362041_00053_18644_7021.N1	23-SEP-2005 14:09:30	Bright	35.500	60	7Bet UMi	2.0810	3950.0	71	18644	No
164	GOM_NL__2PRFIN20050923_141540_000000342041_00053_18644_7022.N1	23-SEP-2005 14:15:40	Bright	34.000	36	50Alp UMa	1.8000	6300.0	68	18644	No
165	GOM_NL__2PRFIN20050923_141709_000000342041_00053_18644_7023.N1	23-SEP-2005 14:17:09	Bright	34.000	82	48Bet UMa	2.3650	10600.	68	18644	No
166	GOM_NL__2PRFIN20050923_142018_000000342041_00053_18644_7024.N1	23-SEP-2005 14:20:18	Bright	33.500	174	52Psi UMa	3.0040	4400.0	67	18644	No
167	GOM_NL__2PRFIN20050923_144557_000000442041_00053_18644_7025.N1	23-SEP-2005 14:45:57	Dark	43.500	65	Lam Vel	2.2040	4400.0	87	18644	No
168	GOM_NL__2PRFIN20050923_144915_000000442041_00053_18644_7026.N1	23-SEP-2005 14:49:15	Dark	43.500	46	Del Vel	1.9540	10600.	87	18644	No
169	GOM_NL__2PRFIN20050923_145049_000000492041_00053_18644_7027.N1	23-SEP-2005 14:50:49	Dark	49.000	41	Eps Car	1.8600	4100.0	98	18644	No
170	GOM_NL__2PRFIN20050923_145251_000000382041_00054_18645_7011.N1	23-SEP-2005 14:52:51	Dark	38.000	29	Bet Car	1.6720	10200.	76	18645	No
171	GOM_NL__2PRFIN20050923_150114_000000382041_00054_18645_7012.N1	23-SEP-2005 15:01:14	Dark	37.500	135	Bet Hyi	2.8200	5800.0	75	18645	No
172	GOM_NL__2PRFIN20050923_150642_000000382041_00054_18645_7013.N1	23-SEP-2005 15:06:42	Straylight	38.000	148	Alp Tuc	2.8780	4100.0	76	18645	No
173	GOM_NL__2PRFIN20050923_151028_000000402041_00054_18645_7014.N1	23-SEP-2005 15:10:28	Straylight	40.000	31	Alp Gru	1.7340	15200.	80	18645	No
174	GOM_NL__2PRFIN20050923_151447_000000472041_00054_18645_7015.N1	23-SEP-2005 15:14:47	Straylight	46.500	18	24Alp PsA	1.1660	9700.0	93	18645	No
175	GOM_NL__2PRFIN20050923_151918_000000412041_00054_18645_7016.N1	23-SEP-2005 15:19:18	Tw_i_and_stray	40.500	142	49Del Cap	2.8500	8900.0	81	18645	No
176	GOM_NL__2PRFIN20050923_152327_000000372041_00054_18645_7017.N1	23-SEP-2005 15:23:27	Bright	37.000	162	34Alp Aqr	2.9440	5350.0	74	18645	No
177	GOM_NL__2PRFIN20050923_152631_000000362041_00054_18645_7018.N1	23-SEP-2005 15:26:31	Bright	36.000	61	8Eps Peg	2.1000	3900.0	72	18645	No
178	GOM_NL__2PRFIN20050923_153708_000000392041_00054_18645_7019.N1	23-SEP-2005 15:37:08	Bright	38.500	19	50Alp Cyg	1.2460	10500.	77	18645	No
179	GOM_NL__2PRFIN20050923_154107_000000362041_00054_18645_7020.N1	23-SEP-2005 15:41:07	Bright	35.500	89	5Alp Cep	2.4510	8000.0	71	18645	No
180	GOM_NL__2PRFIN20050923_155007_000000342041_00054_18645_7021.N1	23-SEP-2005 15:50:07	Bright	34.000	60	7Bet UMi	2.0810	3950.0	68	18645	No
181	GOM_NL__2PRFIN20050923_155616_000000362041_00054_18645_7022.N1	23-SEP-2005 15:56:16	Bright	35.500	36	50Alp UMa	1.8000	6300.0	71	18645	No
182	GOM_NL__2PRFIN20050923_155745_000000522041_00054_18645_7023.N1	23-SEP-2005 15:57:45	Bright	52.000	82	48Bet UMa	2.3650	10600.	104	18645	No
183	GOM_NL__2PRFIN20050923_160054_000000342041_00054_18645_7024.N1	23-SEP-2005 16:00:54	Bright	33.500	174	52Psi UMa	3.0040	4400.0	67	18645	No
184	GOM_NL__2PRFIN20050923_162633_000000442041_00054_18645_7025.N1	23-SEP-2005 16:26:33	Dark	43.500	65	Lam Vel	2.2040	4400.0	87	18645	No
185	GOM_NL__2PRFIN20050923_162951_000000422041_00054_18645_7026.N1	23-SEP-2005 16:29:51	Dark	42.000	46	Del Vel	1.9540	10600.	84	18645	No
186	GOM_NL__2PRFIN20050923_163126_000000502041_00054_18645_7027.N1	23-SEP-2005 16:31:26	Dark	50.000	41	Eps Car	1.8600	4100.0	100	18645	No
187	GOM_NL__2PRFIN20050923_163327_000000402041_00055_18646_7011.N1	23-SEP-2005 16:33:27	Dark	40.000	29	Bet Car	1.6720	10200.	80	18646	No
188	GOM_NL__2PRFIN20050923_164151_000000372041_00055_18646_7012.N1	23-SEP-2005 16:41:51	Dark	37.000	135	Bet Hyi	2.8200	5800.0	74	18646	No
189	GOM_NL__2PRFIN20050923_164718_000000392041_00055_18646_7013.N1	23-SEP-2005 16:47:18	Straylight	38.500	148	Alp Tuc	2.8780	4100.0	77	18646	No
190	GOM_NL__2PRFIN20050923_165105_000000392041_00055_18646_7014.N1	23-SEP-2005 16:51:05	Straylight	38.500	31	Alp Gru	1.7340	15200.	77	18646	No
191	GOM_NL__2PRFIN20050923_165524_000000402041_00055_18646_7015.N1	23-SEP-2005 16:55:24	Straylight	40.000	18	24Alp PsA	1.1660	9700.0	80	18646	No
192	GOM_NL__2PRFIN20050923_165954_000000392041_00055_18646_7016.N1	23-SEP-2005 16:59:54	Tw_i_and_stray	38.500	142	49Del Cap	2.8500	8900.0	77	18646	No
193	GOM_NL__2PRFIN20050923_170403_000000382041_00055_18646_7017.N1	23-SEP-2005 17:04:03	Bright	37.500	162	34Alp Aqr	2.9440	5350.0	75	18646	No
194	GOM_NL__2PRFIN20050923_170707_000000372041_00055_18646_7018.N1	23-SEP-2005 17:07:07	Bright	37.000	61	8Eps Peg	2.1000	3900.0	74	18646	No
195	GOM_NL__2PRFIN20050923_171745_000000392041_00055_18646_7019.N1	23-SEP-2005 17:17:45	Bright	38.500	19	50Alp Cyg	1.2460	10500.	77	18646	No
196	GOM_NL__2PRFIN20050923_172144_000000352041_00055_18646_7020.N1	23-SEP-2005 17:21:44	Bright	35.000	89	5Alp Cep	2.4510	8000.0	70	18646	No
197	GOM_NL__2PRFIN20050923_173043_000000382041_00055_18646_7021.N1	23-SEP-2005 17:30:43	Bright	37.500	60	7Bet UMi	2.0810	3950.0	75	18646	No
198	GOM_NL__2PRFIN20050923_173653_000000352041_00055_18646_7022.N1	23-SEP-2005 17:36:53	Bright	35.000	36	50Alp UMa	1.8000	6300.0	70	18646	No
199	GOM_NL__2PRFIN20050923_173821_000000342041_00055_18646_7023.N1	23-SEP-2005 17:38:21	Bright	33.500	82	48Bet UMa	2.3650	10600.	67	18646	No
200	GOM_NL__2PRFIN20050923_174130_000000342041_00055_18646_7024.N1	23-SEP-2005 17:41:30	Bright	34.000	174	52Psi UMa	3.0040	4400.0	68	18646	No
201	GOM_NL__2PRFIN20050923_180709_000000472041_00055_18646_7025.N1	23-SEP-2005 18:07:09	Dark	47.000	65	Lam Vel	2.2040	4400.0	94	18646	No
202	GOM_NL__2PRFIN20050923_181028_000000392041_00055_18646_7026.N1	23-SEP-2005 18:10:28	Dark	39.000	46	Del Vel	1.9540	10600.	78	18646	No
203	GOM_NL__2PRFIN20050923_181202_000000432041_00055_18646_7027.N1	23-SEP-2005 18:12:02	Dark	43.000	41	Eps Car	1.8600	4100.0	86	18646	No
204	GOM_NL__2PRFIN20050923_181403_000000422041_00056_18647_7011.N1	23-SEP-2005 18:14:03	Dark	41.500	29	Bet Car	1.6720	10200.	83	18647	No
205	GOM_NL__2PRFIN20050923_182227_000000372041_00056_18647_7012.N1	23-SEP-2005 18:22:27	Dark	36.500	135	Bet Hyi	2.8200	5800.0	73	18647	No
206	GOM_NL__2PRFIN20050923_182754_000000372041_00056_18647_7013.N1	23-SEP-2005 18:27:54	Straylight	37.000	148	Alp Tuc	2.8780	4100.0	74	18647	No
207	GOM_NL__2PRFIN20050923_183141_000000422041_00056_18647_7014.N1	23-SEP-2005 18:31:41	Straylight	42.000	31	Alp Gru	1.7340	15200.	84	18647	No
208	GOM_NL__2PRFIN20050923_183600_000000402041_00056_18647_7015.N1	23-SEP-2005 18:36:00	Straylight	40.000	18	24Alp PsA	1.1660	9700.0	80	18647	No
209	GOM_NL__2PRFIN20050923_184030_000000412041_00056_18647_7016.N1	23-SEP-2005 18:40:30	Tw_i_and_stray	41.000	142	49Del Cap	2.8500	8900.0	82	18647	No
210	GOM_NL__2PRFIN20050923_184439_000000372041_00056_18647_7017.N1	23-SEP-2005 18:44:39	Bright	37.000	162	34Alp Aqr	2.9440	5350.0	74	18647	No
211	GOM_NL__2PRFIN20050923_184743_000000372041_00056_18647_7018.N1	23-SEP-2005 18:47:43	Bright	37.000	61	8Eps Peg	2.1000	3900.0	74	18647	No
212	GOM_NL__2PRFIN20050923_185821_000000372041_00056_18647_7019.N1	23-SEP-2005 18:58:21	Bright	36.500	19	50Alp Cyg	1.2460	10500.	73	18647	No
213	GOM_NL__2PRFIN20050923_190220_000000362041_00056_18647_7020.N1	23-SEP-2005 19:02:20	Bright	35.500	89	5Alp Cep	2.4510	8000.0	71	18647	No
214	GOM_NL__2PRFIN20050923_191119_000000372041_00056_18647_7021.N1	23-SEP-2005 19:11:19	Bright	36.500	60	7Bet UMi	2.0810	3950.0	73	18647	No
215	GOM_NL__2PRFIN20050923_191729_000000352041_00056_18647_7022.N1	23-SEP-2005 19:17:29	Bright	35.000	36	50Alp UMa	1.8000	6300.0	70	18647	No
216	GOM_NL__2PRFIN20050923_191857_000000332041_00056_18647_7023.N1	23-SEP-2005 19:18:57	Bright	33.000	82	48Bet UMa	2.3650	10600.	66	18647	No
217	GOM_NL__2PRFIN20050923_192206_000000352041_00056_18647_7024.N1	23-SEP-2005 19:22:06	Bright	34.500	174	52Psi UMa	3.0040	4400.0	69	18647	No
218	GOM_NL__2PRFIN20050923_194745_000000422041_00056_18647_7025.N1	23-SEP-2005 19:47:45	Dark	41.500	65	Lam Vel	2.2040	4400.0	83	18647	No
219	GOM_NL__2PRFIN20050923_195104_000000412041_00056_18647_7026.N1	23-SEP-2005 19:51:04	Dark	40.500	46	Del Vel	1.9540	10600.	81	18647	No

220	GOM_NL__2PRFIN20050923_195238_000000502041_00056_18647_7027.N1	23-SEP-2005 19:52:38	Dark	49.500	41	Eps Car	1.8600	4100.0	99	18647	No
221	GOM_NL__2PRFIN20050923_195439_000000372041_00057_18648_7011.N1	23-SEP-2005 19:54:39	Dark	36.500	29	Bet Car	1.6720	10200.	73	18648	No
222	GOM_NL__2PRFIN20050923_200303_000000362041_00057_18648_7012.N1	23-SEP-2005 20:03:03	Dark	36.000	135	Bet Hyi	2.8200	5800.0	72	18648	No
223	GOM_NL__2PRFIN20050923_200830_000000432041_00057_18648_7013.N1	23-SEP-2005 20:08:30	Straylight	42.500	148	Alp Tuc	2.8780	4100.0	85	18648	No
224	GOM_NL__2PRFIN20050923_201217_000000422041_00057_18648_7014.N1	23-SEP-2005 20:12:17	Straylight	42.000	31	Alp Gru	1.7340	15200.	84	18648	No
225	GOM_NL__2PRFIN20050923_201636_000000502041_00057_18648_7015.N1	23-SEP-2005 20:16:36	Straylight	49.500	18	24Alp PsA	1.1660	9700.0	99	18648	No
226	GOM_NL__2PRFIN20050923_202106_000000412041_00057_18648_7016.N1	23-SEP-2005 20:21:06	Tw_i_and_stray	41.000	142	49Del Cap	2.8500	8900.0	82	18648	No
227	GOM_NL__2PRFIN20050923_202515_000000382041_00057_18648_7017.N1	23-SEP-2005 20:25:15	Bright	37.500	162	34Alp Aqr	2.9440	5350.0	75	18648	No
228	GOM_NL__2PRFIN20050923_202820_000000372041_00057_18648_7018.N1	23-SEP-2005 20:28:20	Bright	37.000	61	8Eps Peg	2.1000	3900.0	74	18648	No
229	GOM_NL__2PRFIN20050923_203857_000000392041_00057_18648_7019.N1	23-SEP-2005 20:38:57	Bright	39.000	19	50Alp Cyg	1.2460	10500.	78	18648	No
230	GOM_NL__2PRFIN20050923_204256_000000362041_00057_18648_7020.N1	23-SEP-2005 20:42:56	Bright	35.500	89	5Alp Cep	2.4510	8000.0	71	18648	No
231	GOM_NL__2PRFIN20050923_205155_000000342041_00057_18648_7021.N1	23-SEP-2005 20:51:55	Bright	33.500	60	7Bet UMi	2.0810	3950.0	67	18648	No
232	GOM_NL__2PRFIN20050923_205805_000000372041_00057_18648_7022.N1	23-SEP-2005 20:58:05	Bright	37.000	36	50Alp UMa	1.8000	6300.0	74	18648	No
233	GOM_NL__2PRFIN20050923_205933_000000352041_00057_18648_7023.N1	23-SEP-2005 20:59:33	Bright	35.000	82	48Bet UMa	2.3650	10600.	70	18648	No
234	GOM_NL__2PRFIN20050923_210242_000000342041_00057_18648_7024.N1	23-SEP-2005 21:02:42	Bright	34.000	174	52Psi UMa	3.0040	4400.0	68	18648	No
235	GOM_NL__2PRFIN20050923_212822_000000402041_00057_18648_7025.N1	23-SEP-2005 21:28:22	Dark	40.000	65	Lam Vel	2.2040	4400.0	80	18648	No
236	GOM_NL__2PRFIN20050923_213140_000000382041_00057_18648_7026.N1	23-SEP-2005 21:31:40	Dark	37.500	46	Del Vel	1.9540	10600.	75	18648	No
237	GOM_NL__2PRFIN20050923_213314_000000492041_00057_18648_7027.N1	23-SEP-2005 21:33:14	Dark	49.000	41	Eps Car	1.8600	4100.0	98	18648	No
238	GOM_NL__2PRFIN20050923_213515_000000382041_00058_18649_7011.N1	23-SEP-2005 21:35:15	Dark	37.500	29	Bet Car	1.6720	10200.	75	18649	No
239	GOM_NL__2PRFIN20050923_214339_000000362041_00058_18649_7012.N1	23-SEP-2005 21:43:39	Dark	36.000	135	Bet Hyi	2.8200	5800.0	72	18649	No
240	GOM_NL__2PRFIN20050923_214906_000000392041_00058_18649_7013.N1	23-SEP-2005 21:49:06	Straylight	38.500	148	Alp Tuc	2.8780	4100.0	77	18649	No
241	GOM_NL__2PRFIN20050923_215253_000000422041_00058_18649_7014.N1	23-SEP-2005 21:52:53	Straylight	41.500	31	Alp Gru	1.7340	15200.	83	18649	No
242	GOM_NL__2PRFIN20050923_215712_000000422041_00058_18649_7015.N1	23-SEP-2005 21:57:12	Straylight	41.500	18	24Alp PsA	1.1660	9700.0	83	18649	No
243	GOM_NL__2PRFIN20050923_220142_000000402041_00058_18649_7016.N1	23-SEP-2005 22:01:42	Tw_i_and_stray	40.000	142	49Del Cap	2.8500	8900.0	80	18649	No
244	GOM_NL__2PRFIN20050923_220551_000000372041_00058_18649_7017.N1	23-SEP-2005 22:05:51	Bright	37.000	162	34Alp Aqr	2.9440	5350.0	74	18649	No
245	GOM_NL__2PRFIN20050923_220856_000000372041_00058_18649_7018.N1	23-SEP-2005 22:08:56	Bright	37.000	61	8Eps Peg	2.1000	3900.0	74	18649	No
246	GOM_NL__2PRFIN20050923_221933_000000352041_00058_18649_7019.N1	23-SEP-2005 22:19:33	Bright	35.000	19	50Alp Cyg	1.2460	10500.	70	18649	No
247	GOM_NL__2PRFIN20050923_222332_000000362041_00058_18649_7020.N1	23-SEP-2005 22:23:32	Bright	36.000	89	5Alp Cep	2.4510	8000.0	72	18649	No
248	GOM_NL__2PRFIN20050923_223232_000000362041_00058_18649_7021.N1	23-SEP-2005 22:32:32	Bright	35.500	60	7Bet UMi	2.0810	3950.0	71	18649	No
249	GOM_NL__2PRFIN20050923_223841_000000372041_00058_18649_7022.N1	23-SEP-2005 22:38:41	Bright	36.500	36	50Alp UMa	1.8000	6300.0	73	18649	No
250	GOM_NL__2PRFIN20050923_224009_000000352041_00058_18649_7023.N1	23-SEP-2005 22:40:09	Bright	35.000	82	48Bet UMa	2.3650	10600.	70	18649	No
251	GOM_NL__2PRFIN20050923_224318_000000332041_00058_18649_7024.N1	23-SEP-2005 22:43:18	Bright	33.000	174	52Psi UMa	3.0040	4400.0	66	18649	No
252	GOM_NL__2PRFIN20050923_230858_000000412041_00058_18649_7025.N1	23-SEP-2005 23:08:58	Dark	41.000	65	Lam Vel	2.2040	4400.0	82	18649	No
253	GOM_NL__2PRFIN20050923_231216_000000452041_00058_18649_7026.N1	23-SEP-2005 23:12:16	Dark	45.000	46	Del Vel	1.9540	10600.	90	18649	No
254	GOM_NL__2PRFIN20050923_231350_000000422041_00058_18649_7027.N1	23-SEP-2005 23:13:50	Dark	42.000	41	Eps Car	1.8600	4100.0	84	18649	No
255	GOM_NL__2PRFIN20050923_231551_000000382041_00059_18650_7011.N1	23-SEP-2005 23:15:51	Dark	37.500	29	Bet Car	1.6720	10200.	75	18650	No
256	GOM_NL__2PRFIN20050923_232415_000000372041_00059_18650_7012.N1	23-SEP-2005 23:24:15	Dark	37.000	135	Bet Hyi	2.8200	5800.0	74	18650	No
257	GOM_NL__2PRFIN20050923_232942_000000372041_00059_18650_7013.N1	23-SEP-2005 23:29:42	Straylight	37.000	148	Alp Tuc	2.8780	4100.0	74	18650	No
258	GOM_NL__2PRFIN20050923_233329_000000382041_00059_18650_7014.N1	23-SEP-2005 23:33:29	Straylight	38.000	31	Alp Gru	1.7340	15200.	76	18650	No
259	GOM_NL__2PRFIN20050923_233748_000000432041_00059_18650_7015.N1	23-SEP-2005 23:37:48	Straylight	42.500	18	24Alp PsA	1.1660	9700.0	85	18650	No
260	GOM_NL__2PRFIN20050923_234218_000000402041_00059_18650_7016.N1	23-SEP-2005 23:42:18	Tw_i_and_stray	39.500	142	49Del Cap	2.8500	8900.0	79	18650	No
261	GOM_NL__2PRFIN20050923_234627_000000382041_00059_18650_7017.N1	23-SEP-2005 23:46:27	Bright	38.000	162	34Alp Aqr	2.9440	5350.0	76	18650	No
262	GOM_NL__2PRFIN20050923_234932_000000382041_00059_18650_7018.N1	23-SEP-2005 23:49:32	Bright	37.500	61	8Eps Peg	2.1000	3900.0	75	18650	No

3. Quality information per product

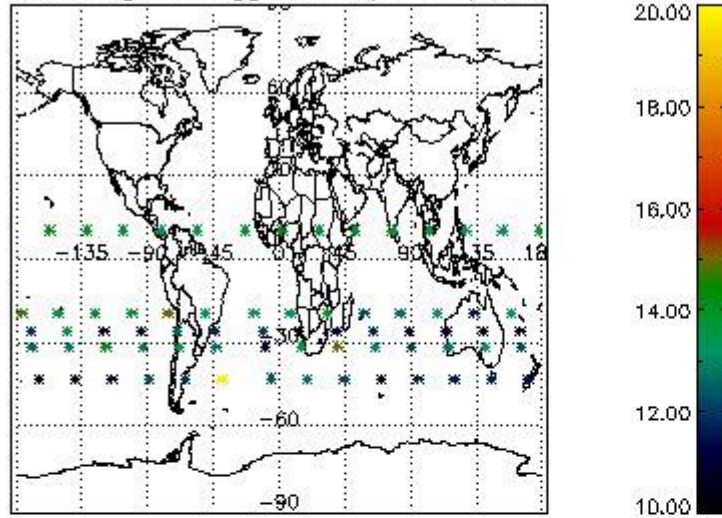
In this section it is plotted some information contained in the Quality Summary data set of the level 2 products. Only products in dark limb conditions and without errors (error flag in the MPH set to "0") are used.

3.1 Plot quality information per product (time dependant)

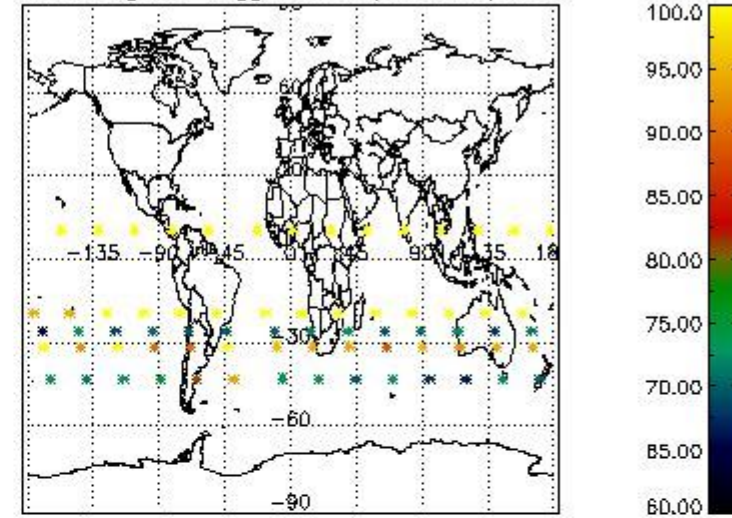


3.2 Plot quality information per product (world map)

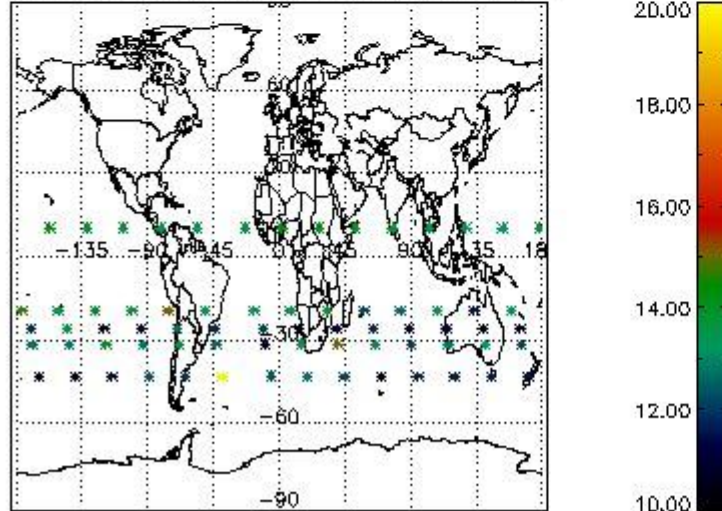
Percentage of flagged data per O3 profile



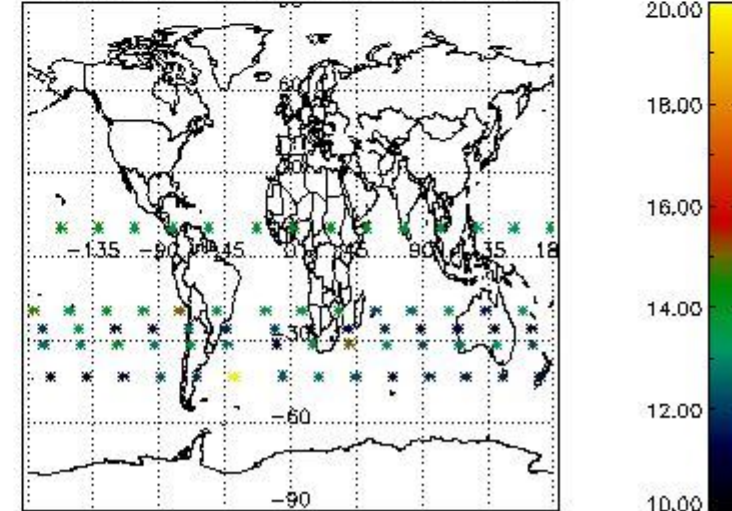
Percentage of flagged data per H2O profile



Percentage of flagged data per NO2 profile



Percentage of flagged data per NO3 profile

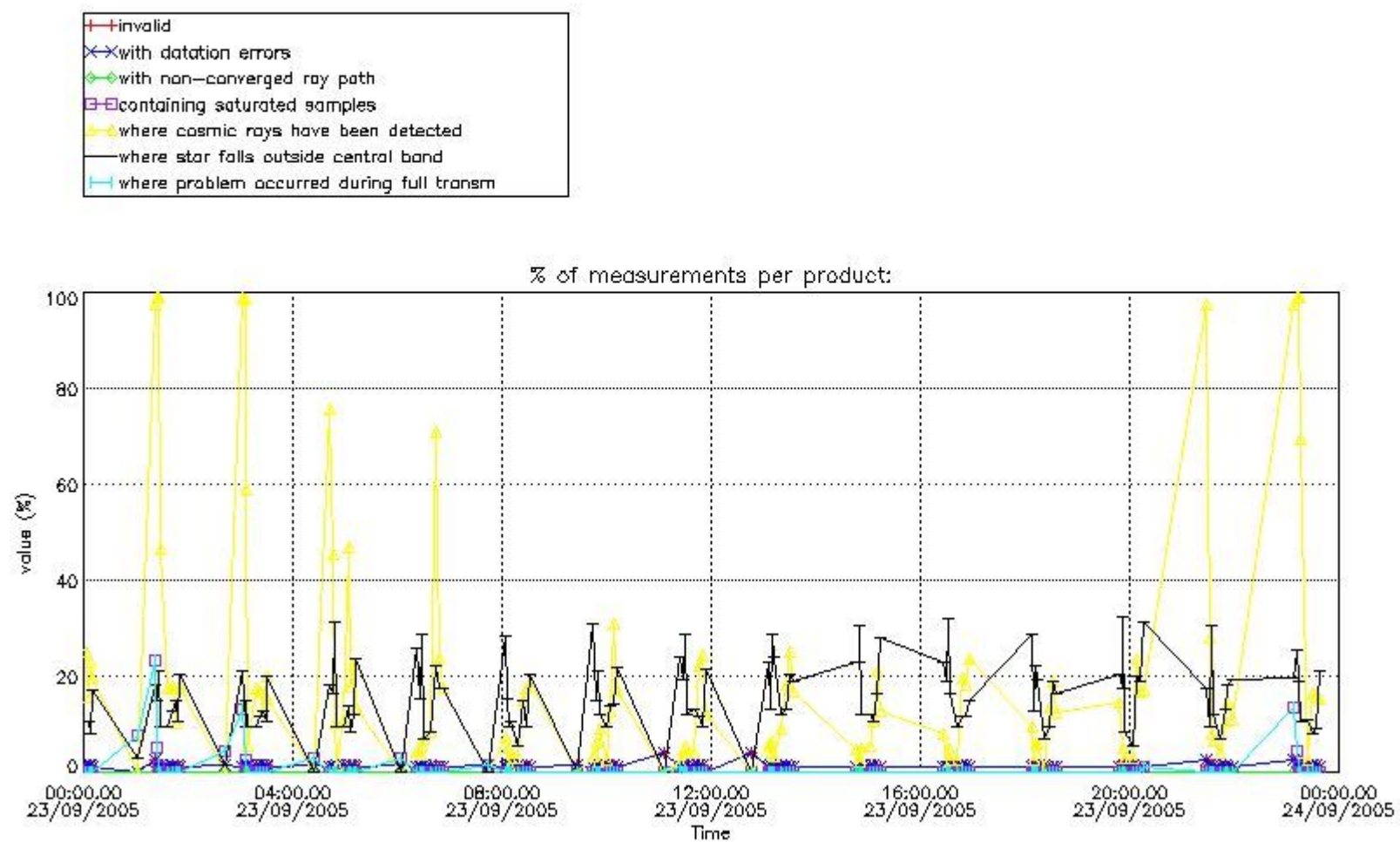


4. Level 1 quality information per product

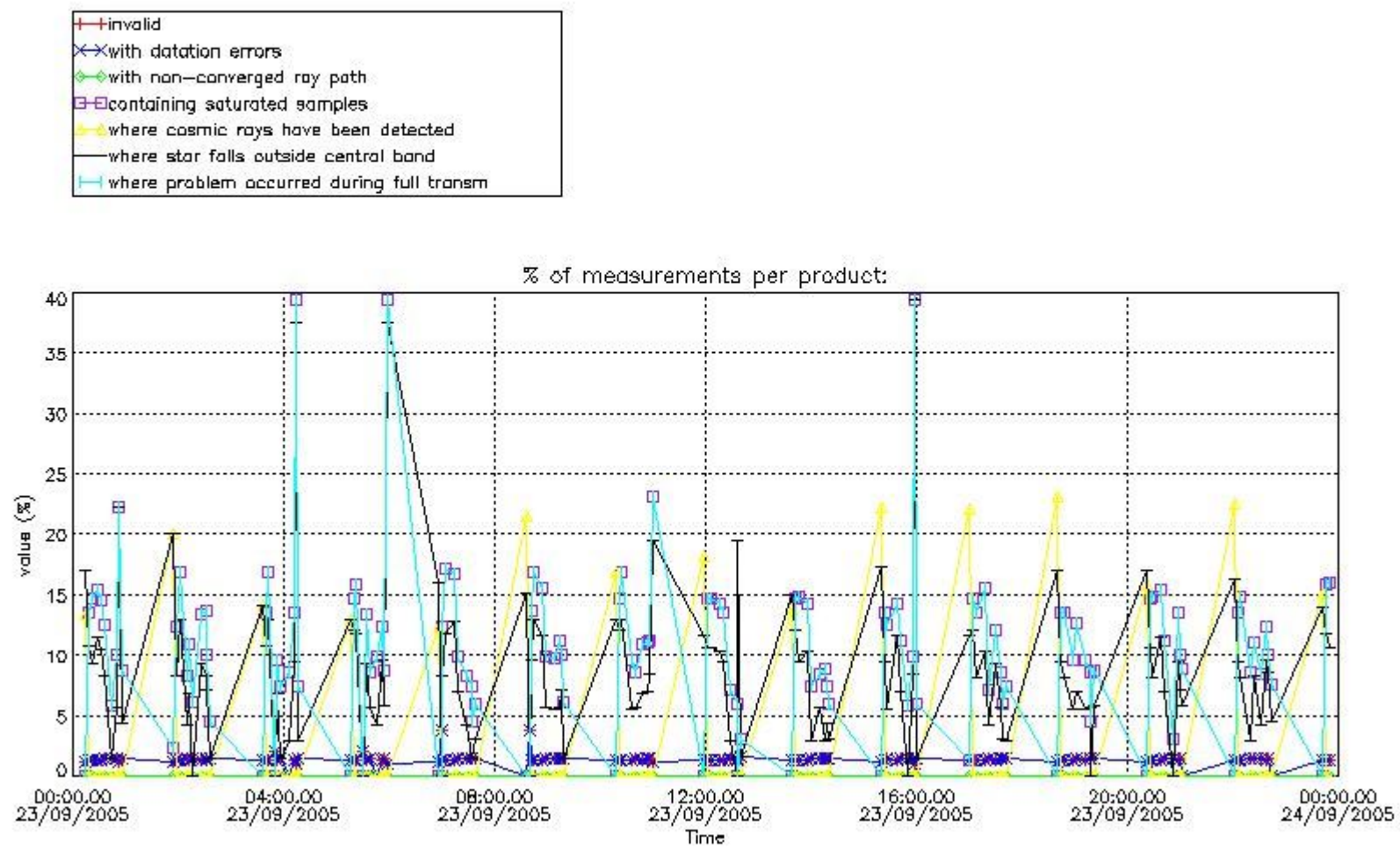
In this section it is plotted some information contained in the Quality Summary data set of the level 2 products that comes from the level 1b processing. Products without errors (error flag in the MPH set to "0") are used.

4.1 Plot quality information per product (time dependant) coming from level 1b processing

4.1.1 Plot level 1 quality information per product (time dependant): ENVISAT ASCENDING passes



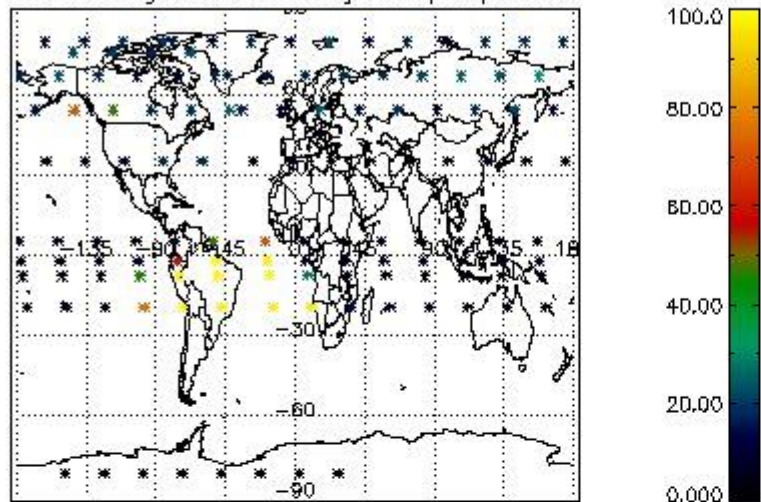
4.1.2 Plot level 1 quality information per product (time dependant): ENVI SAT DESCENDING passes



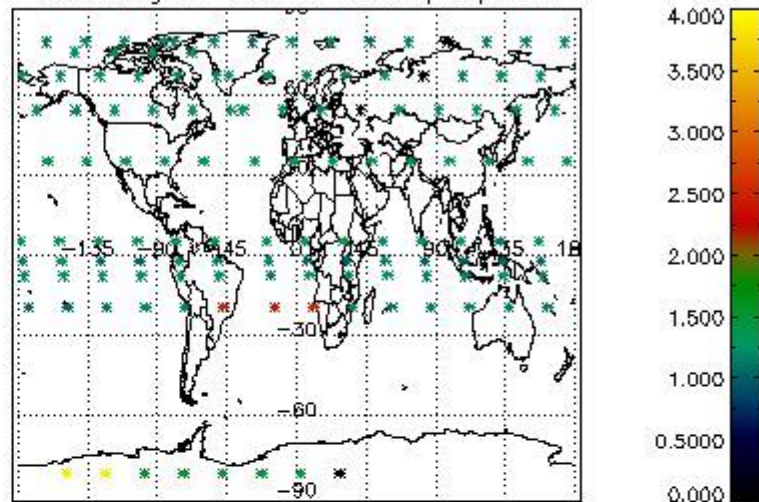
4.2 Plot quality information per product coming from level 1b processing (world map)

4.2.1 Plot level 1 quality information per product (world map): ENVISAT ASCENDING passes

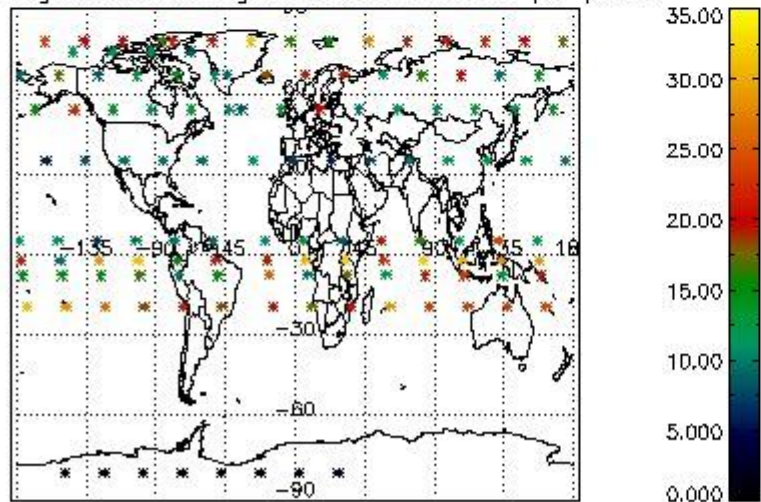
Percentage of cosmic ray hits per profile



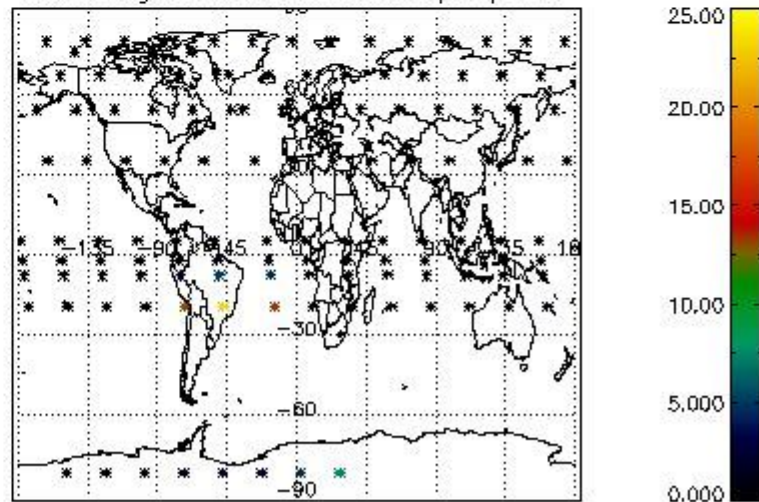
Percentage of datation errors per profile



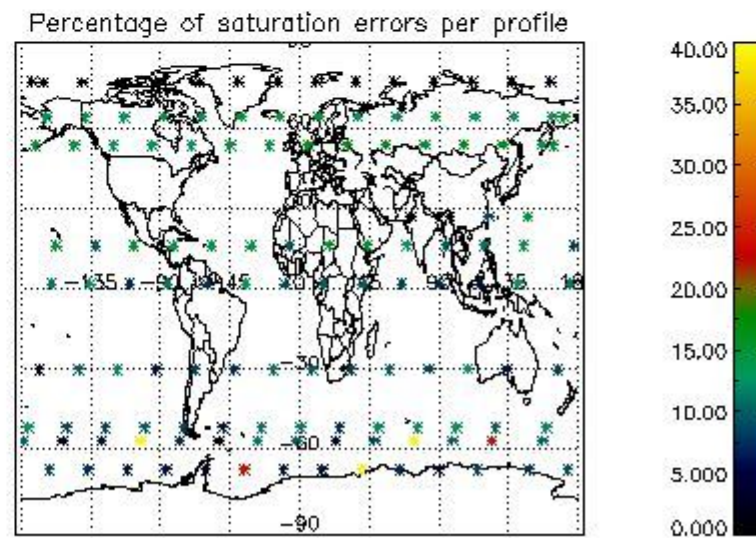
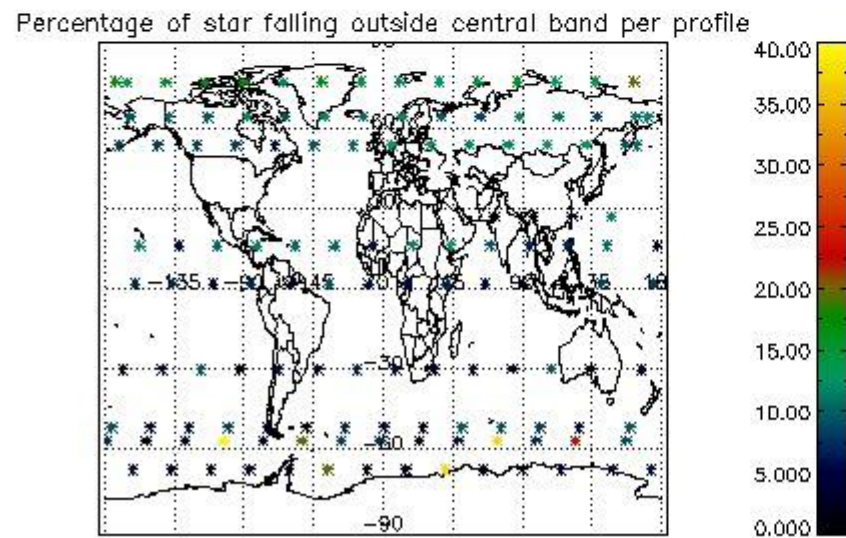
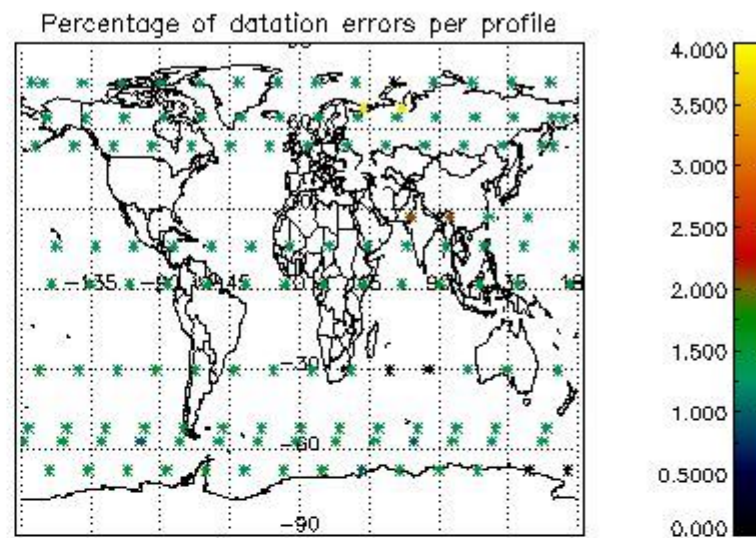
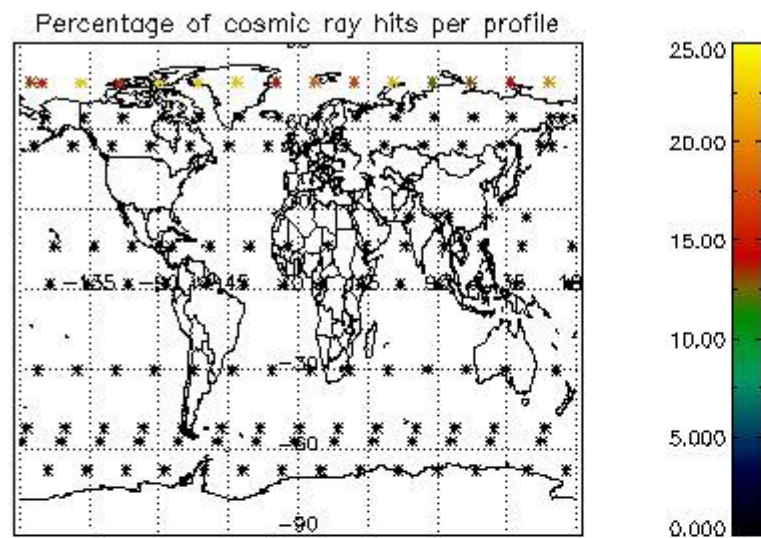
Percentage of star falling outside central band per profile



Percentage of saturation errors per profile



4.2.2 Plot level 1 quality information per product (world map): ENVISAT DESCENDING passes



5. Trace gas profiles

5.1 Ozone statistics based on quality of products

The final quality of the products can be "measured" using the STD (Standard Deviation) attached to every point profile. This information is written to the parameter GOM_NL__2P/NL_LOCAL_SPECIES_DENSITY/o3_std of the level 2 products. The table below shows the statistics for given STD ranges.

The statistics are given with respect to the overall valid production:

- Products without fatal errors: GOM_NL__2P/MPH/PRODUCT_ERR=0
- Valid point profile: GOM_NL__2P/NL_LOCAL_SPECIES_DENSITY/pcd(0)=0

The 'Criteria' is applied to valid points of dark limb products:

- Products in dark limb illumination condition: GOM_NL__2P/NL_SUMMARY_QUALITY/obs_ill_cond=0
- Products without fatal errors: GOM_NL__2P/MPH/PRODUCT_ERR=0
- Valid point profile: GOM_NL__2P/NL_LOCAL_SPECIES_DENSITY/pcd(0)=0

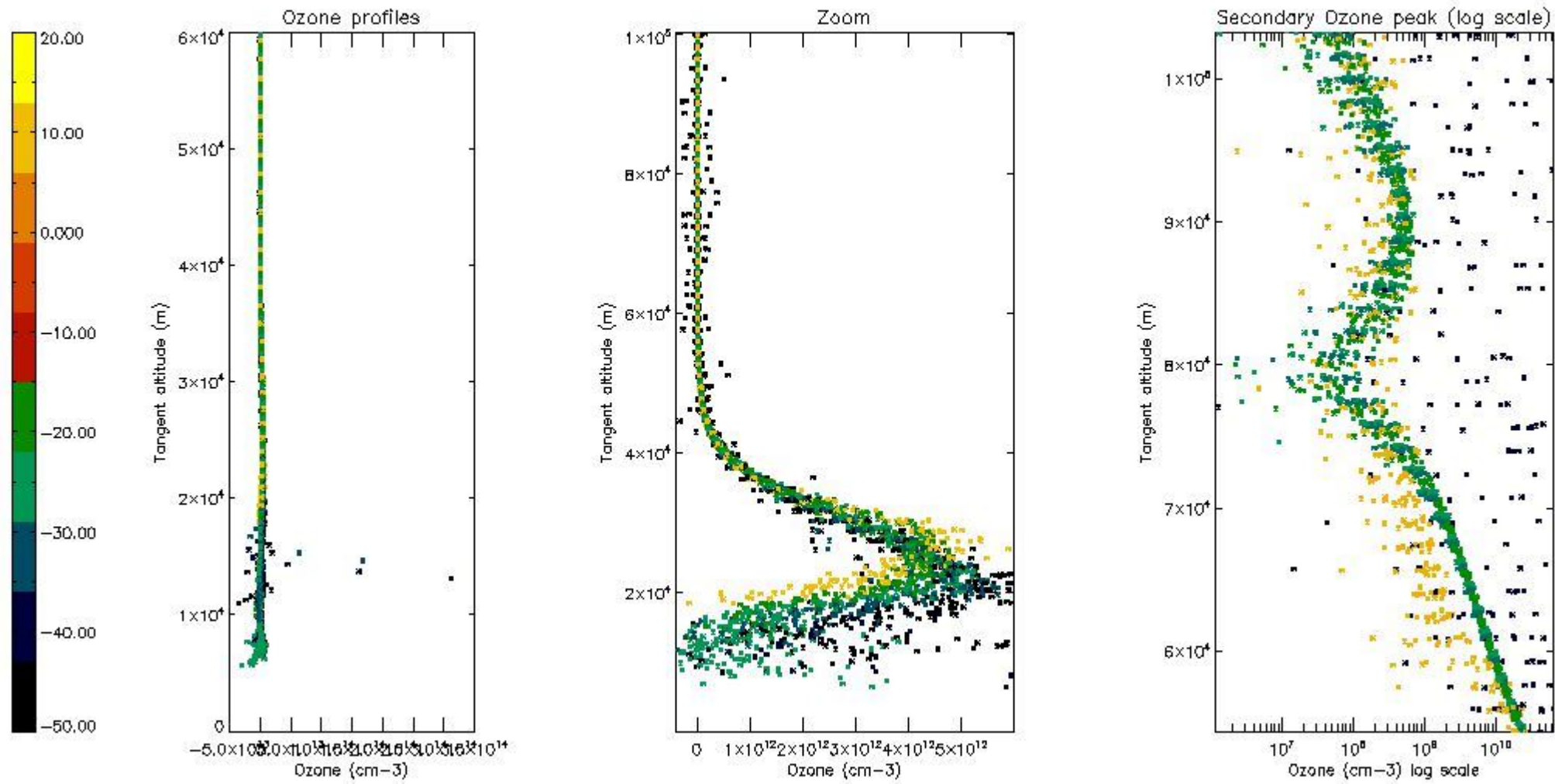
So, the table below shows the percentage of dark limb and valid observations for each criteria with respect to the overall valid daily observations.

Criteria	% of total production
All STD	30
STD < 20	15

STD < 10	11
STD < 5	5

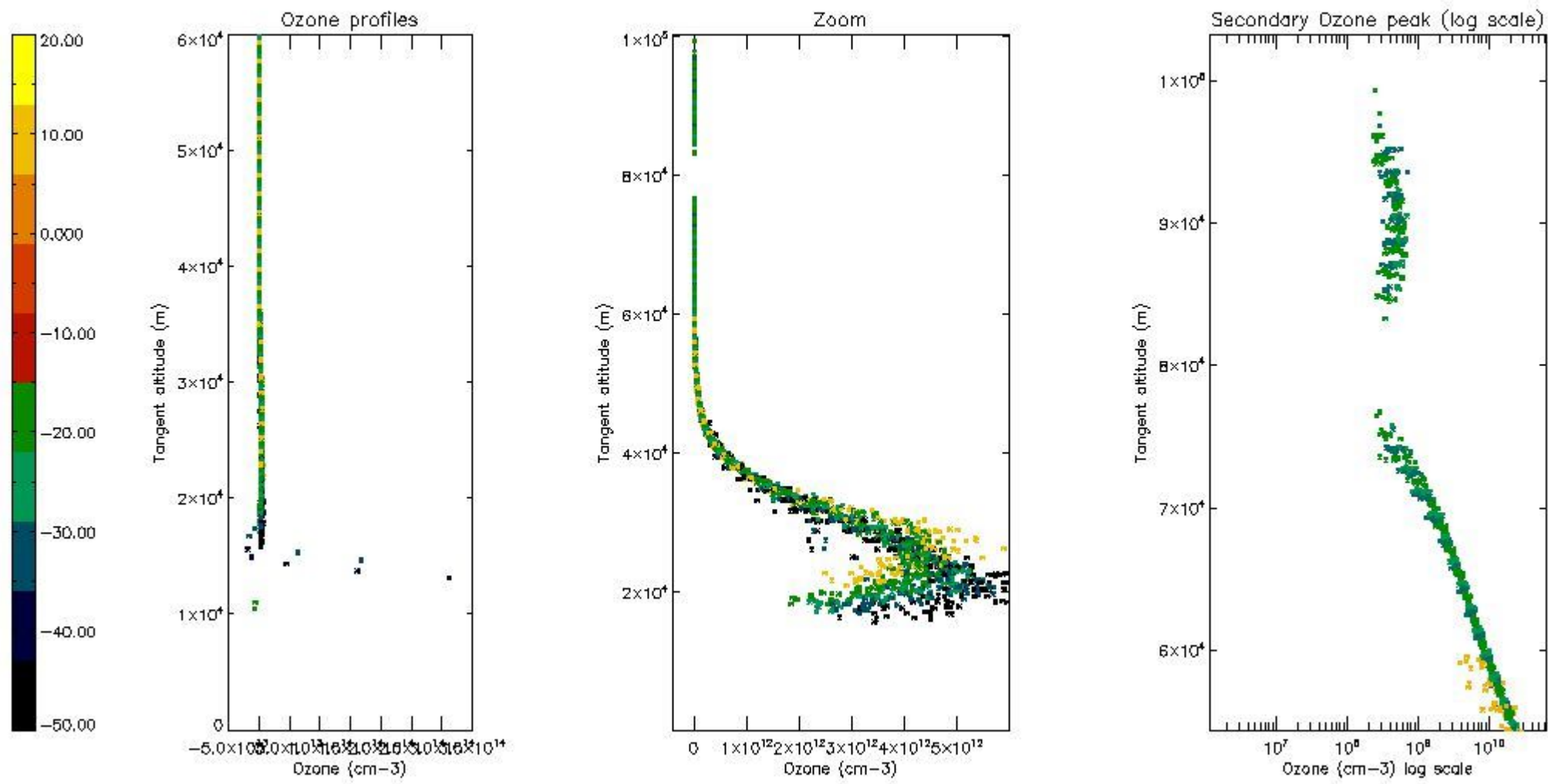
5.2 Plot ozone profiles for all STD (dark without errors)

The colorbar represents the latitude.



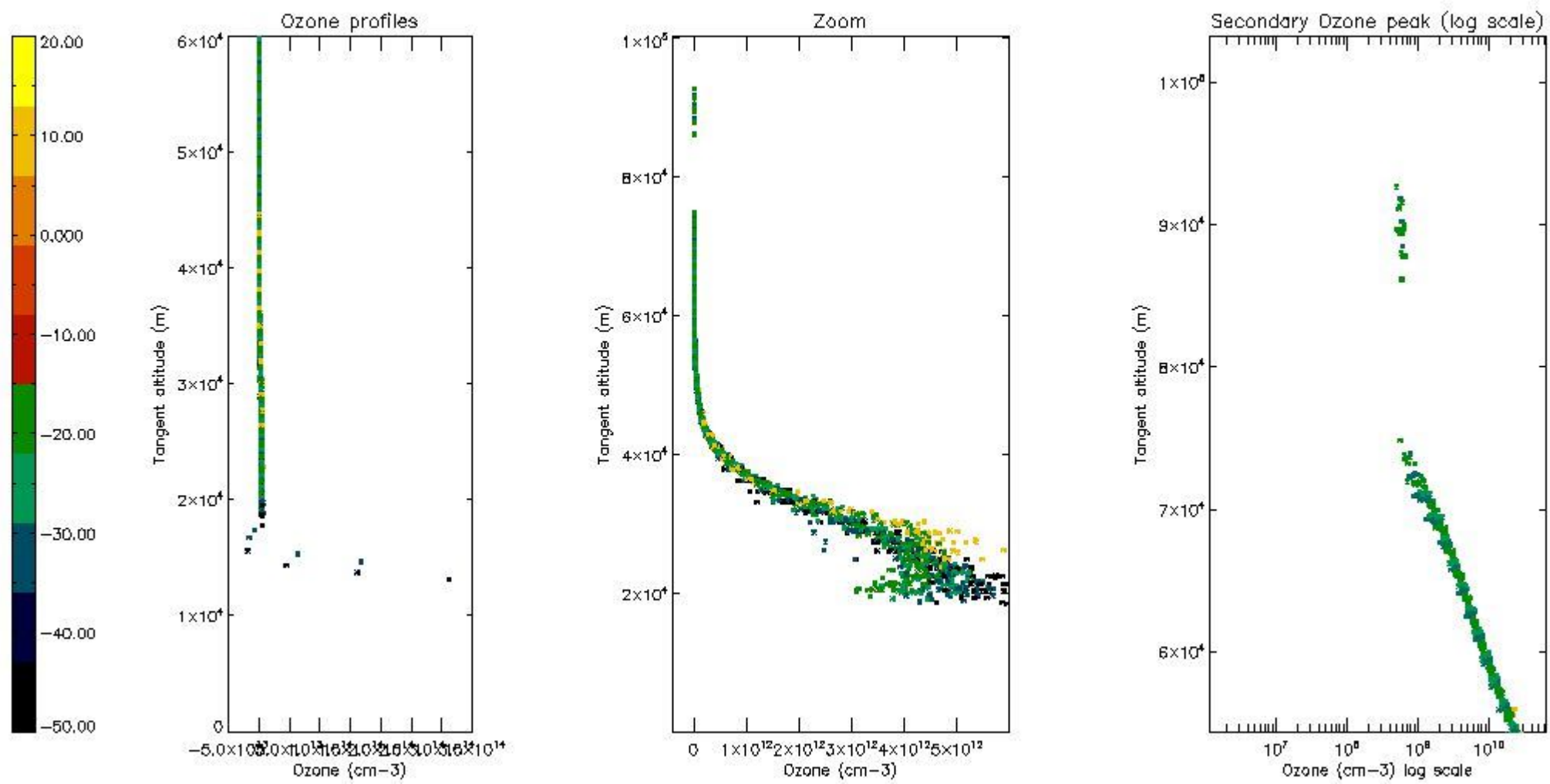
5.3 Plot ozone profiles where STD < 20% (dark without errors)

The colorbar represents the latitude.



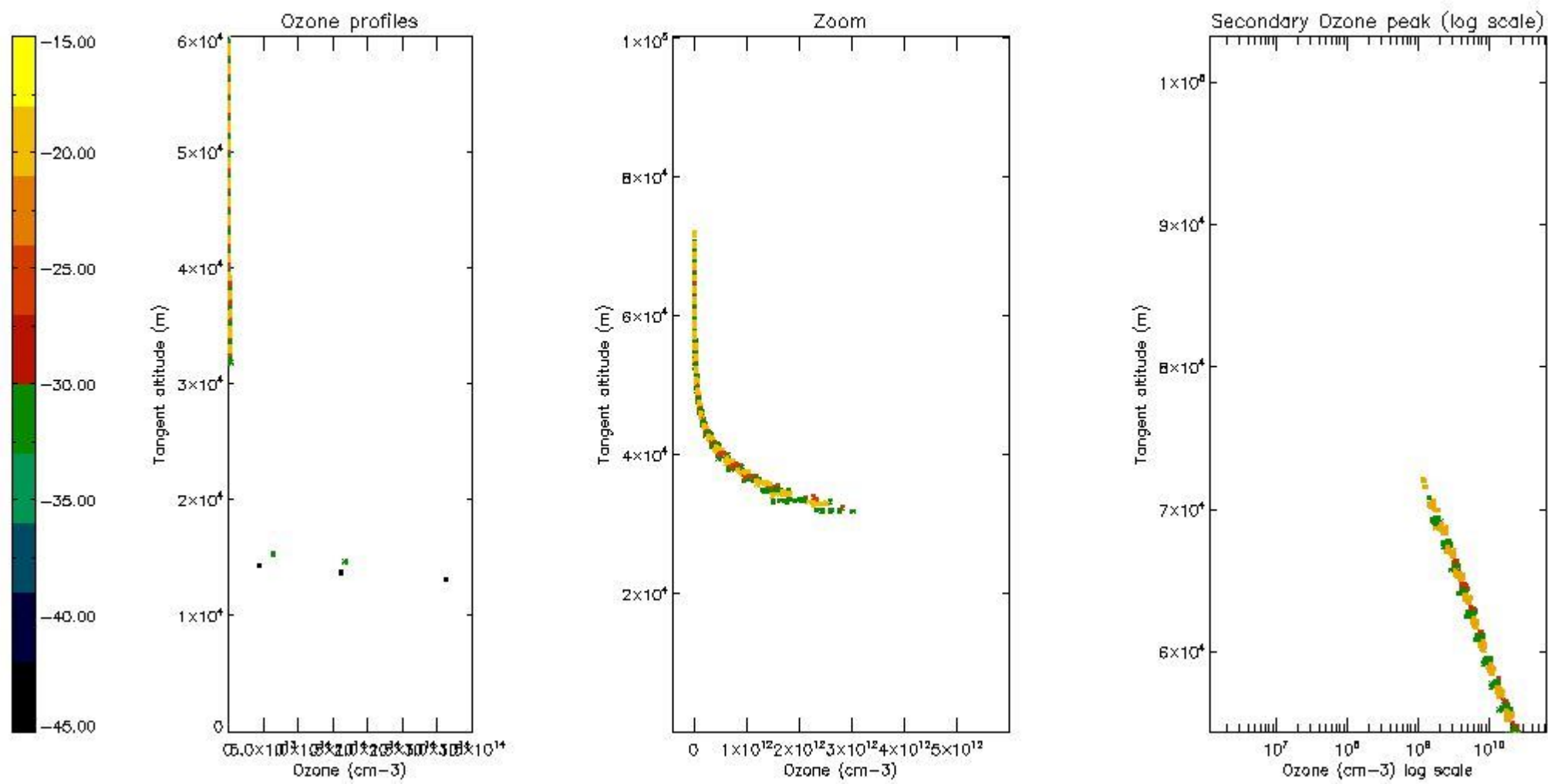
5.4 Plot ozone profiles where STD < 10% (dark without errors)

The colorbar represents the latitude.



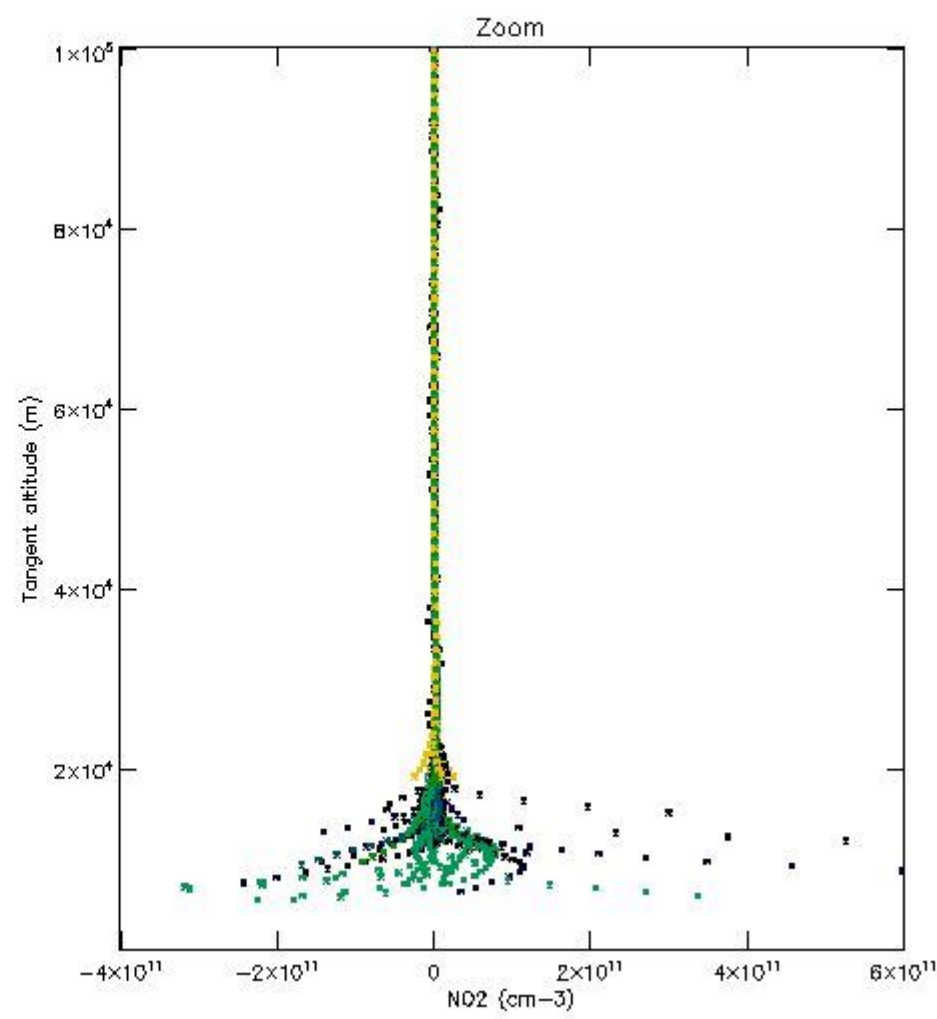
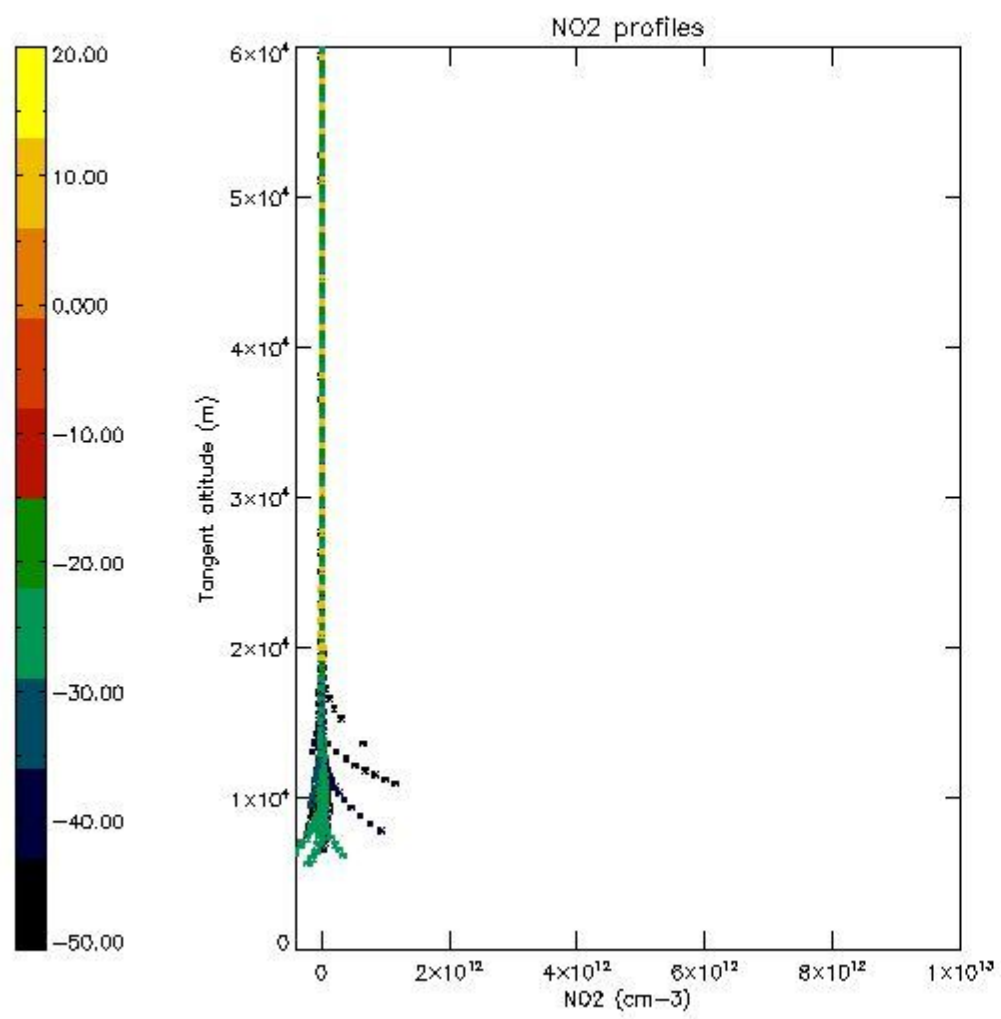
5.5 Plot ozone profiles where STD < 5% (dark without errors)

The colorbar represents the latitude.



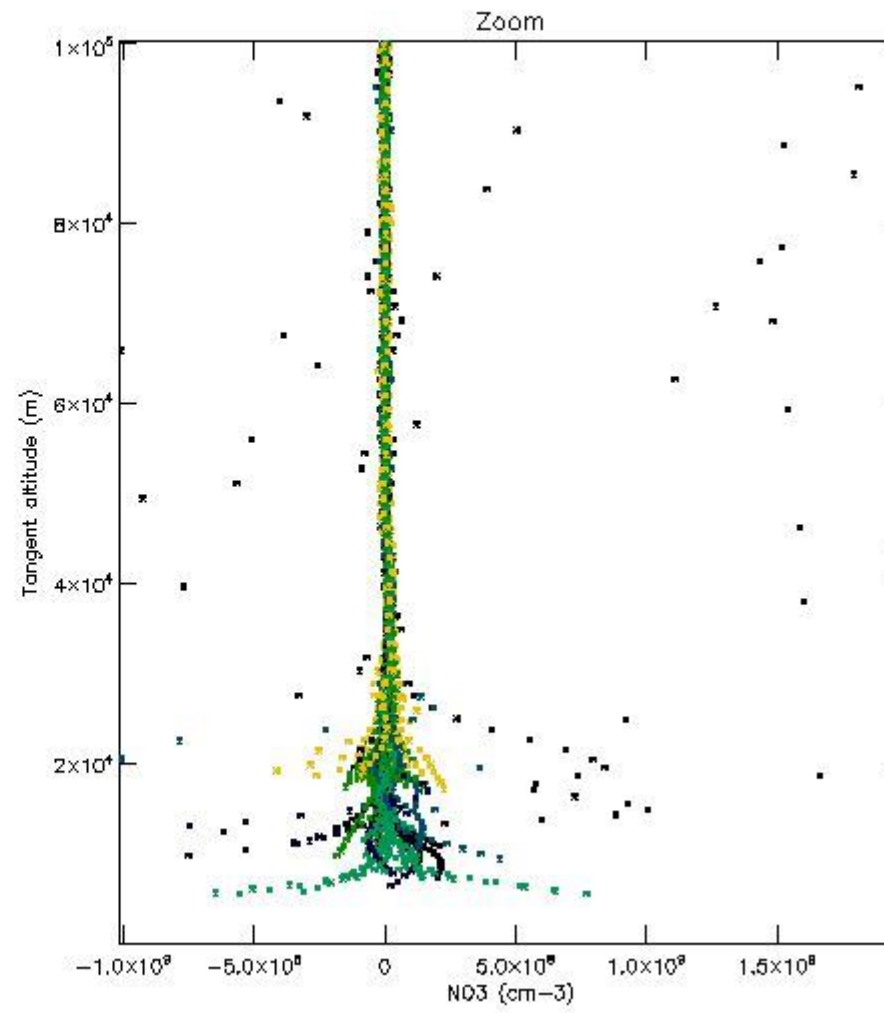
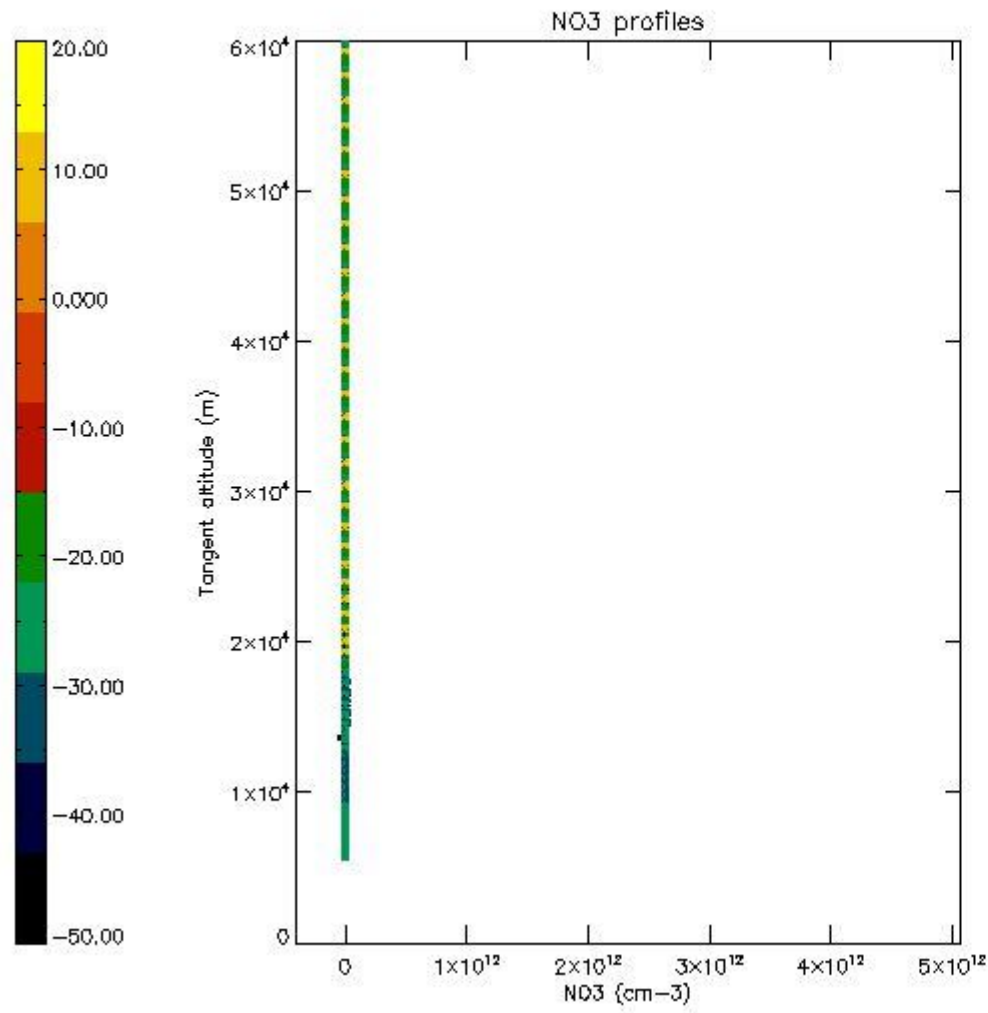
5.6 Plot NO₂ profiles for all STD (dark without errors)

The colorbar represents the latitude.



5.7 Plot NO3 profiles for all STD (dark without errors)

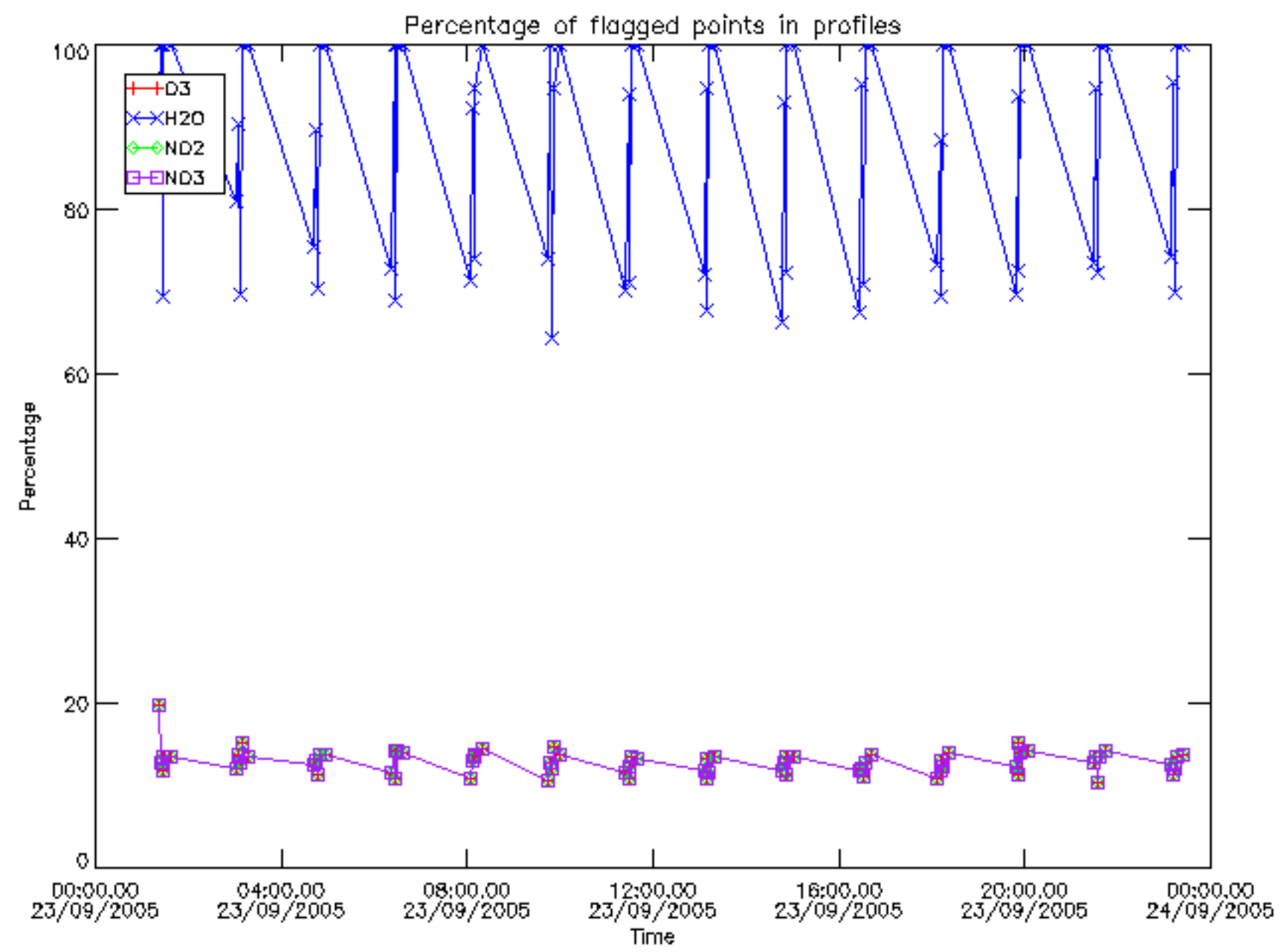
The colorbar represents the latitude.



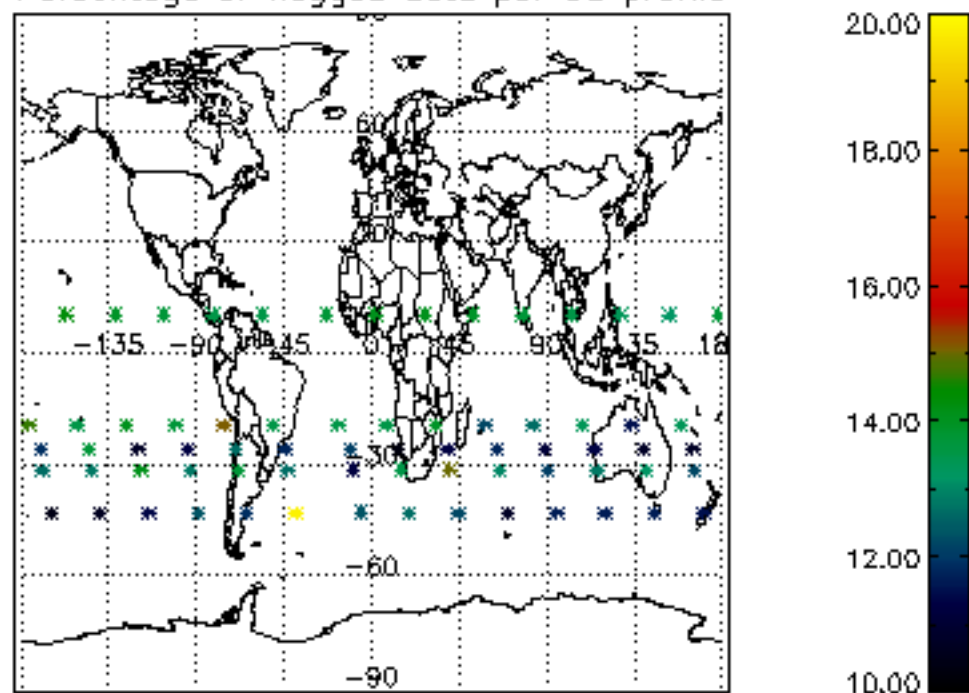
6. Auxiliary Data Files used for the production reported in section 2

The number reported in the third column indicates since which file (see list in section 2) the corresponding auxiliary file has been used. The fourth column is the date of those product files.

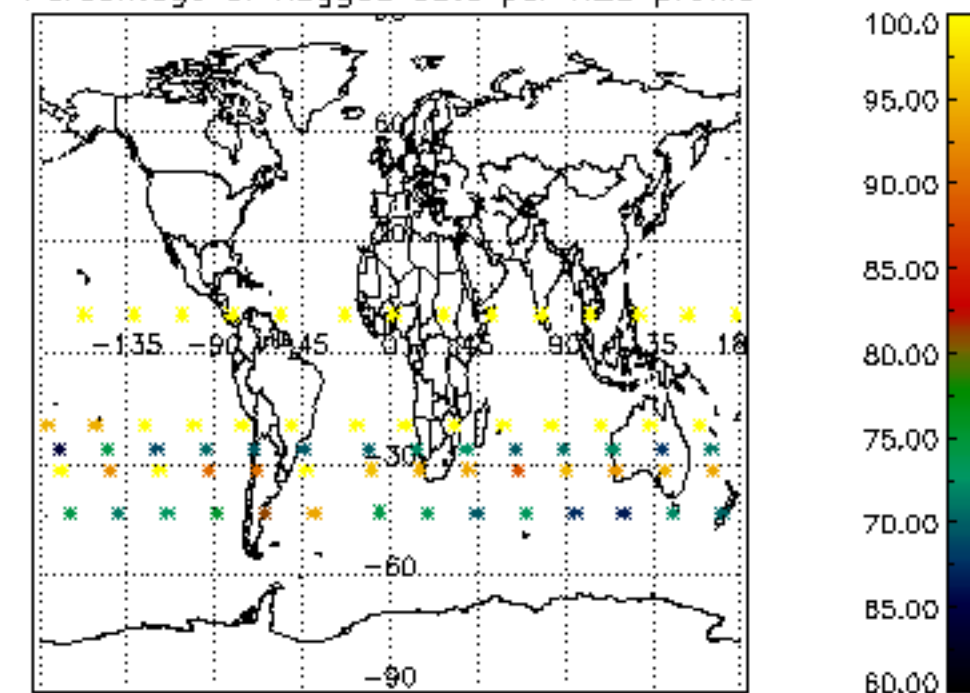
Type	Auxiliary Filename	Used since product	Used since product date
INST_PHYS_CHARACTERISTICS	GOM_INS_AXVIEC20091111_143220_20030716_120000_20500101_000000	1	23-SEP-2005 00:01:18
LEVEL-2_PROC_CONFIG	GOM_PR2_AXVIEC20091111_152718_20020301_000000_20500101_000000	1	23-SEP-2005 00:01:18
CROSS_SECTIONS_FILE	GOM_CRS_AXVIEC20091111_154832_20020301_000000_20500101_000000	1	23-SEP-2005 00:01:18



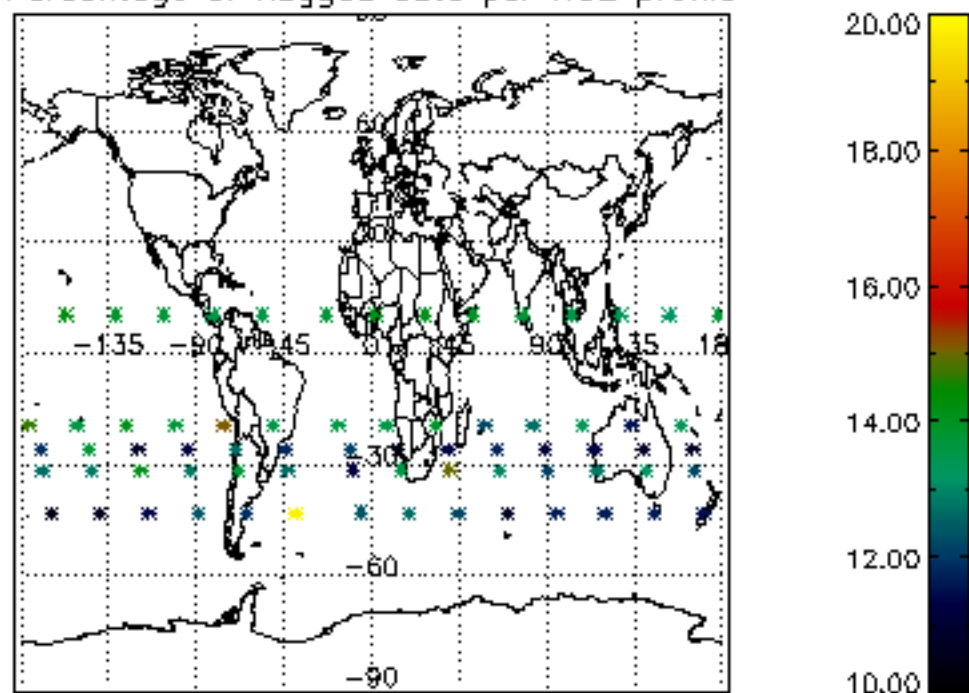
Percentage of flagged data per D3 profile



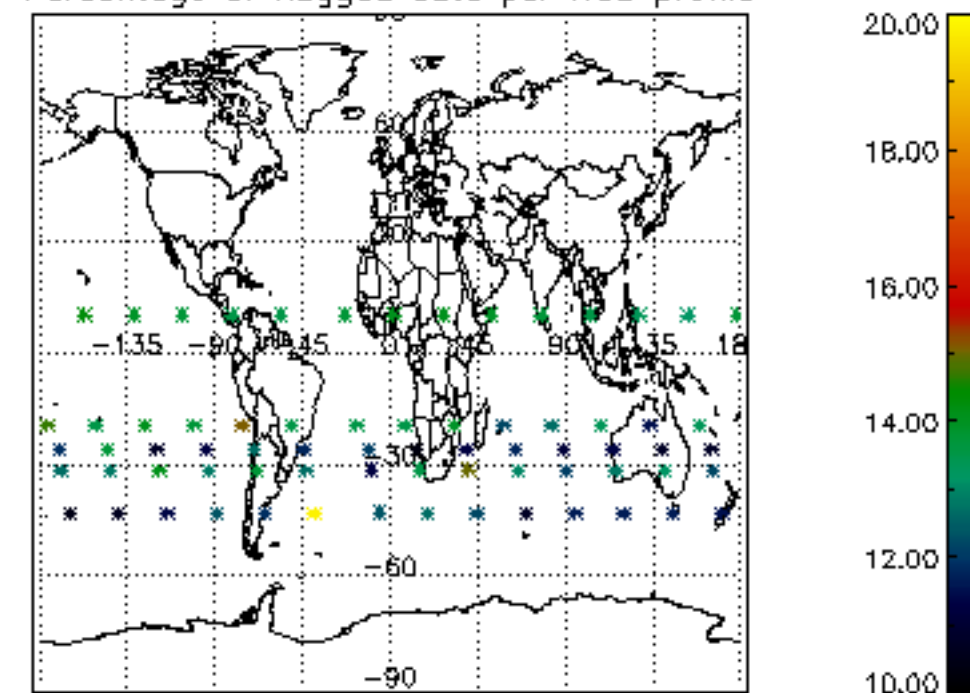
Percentage of flagged data per H2O profile

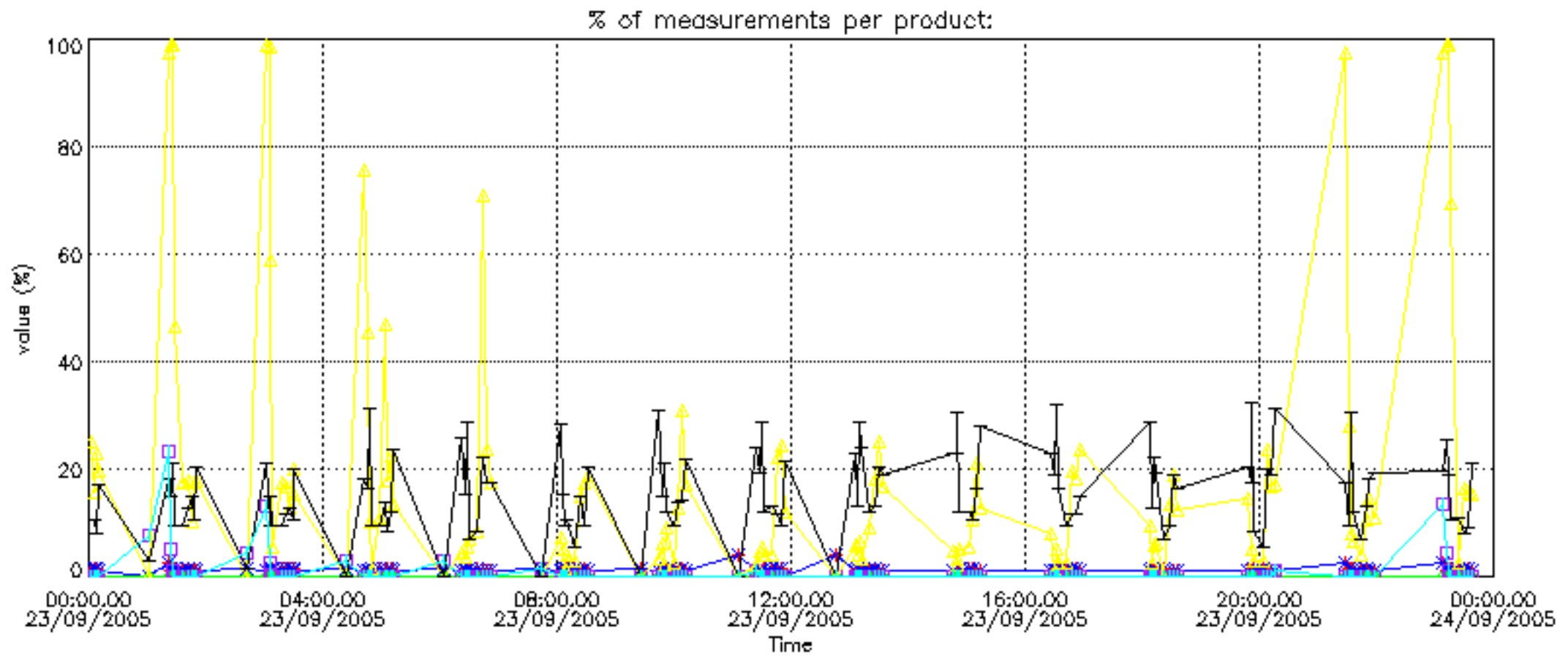


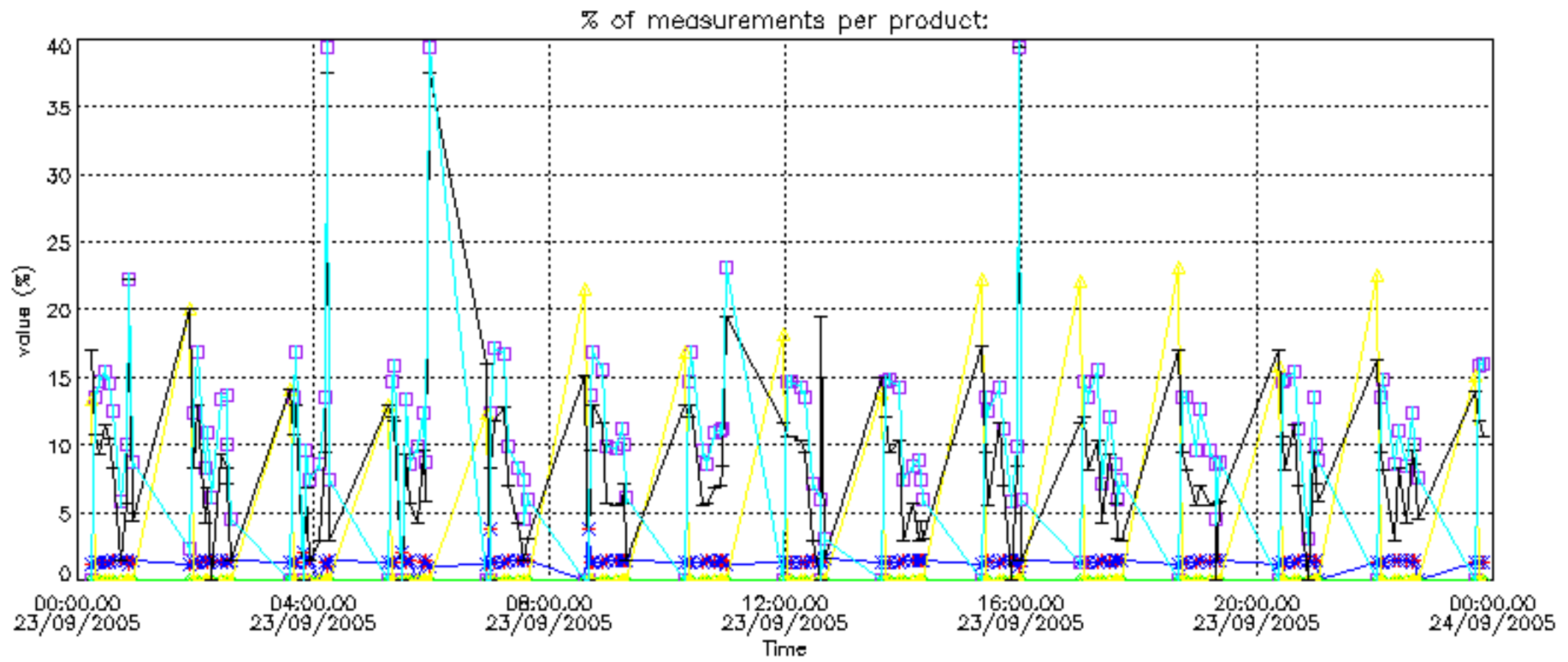
Percentage of flagged data per NO2 profile



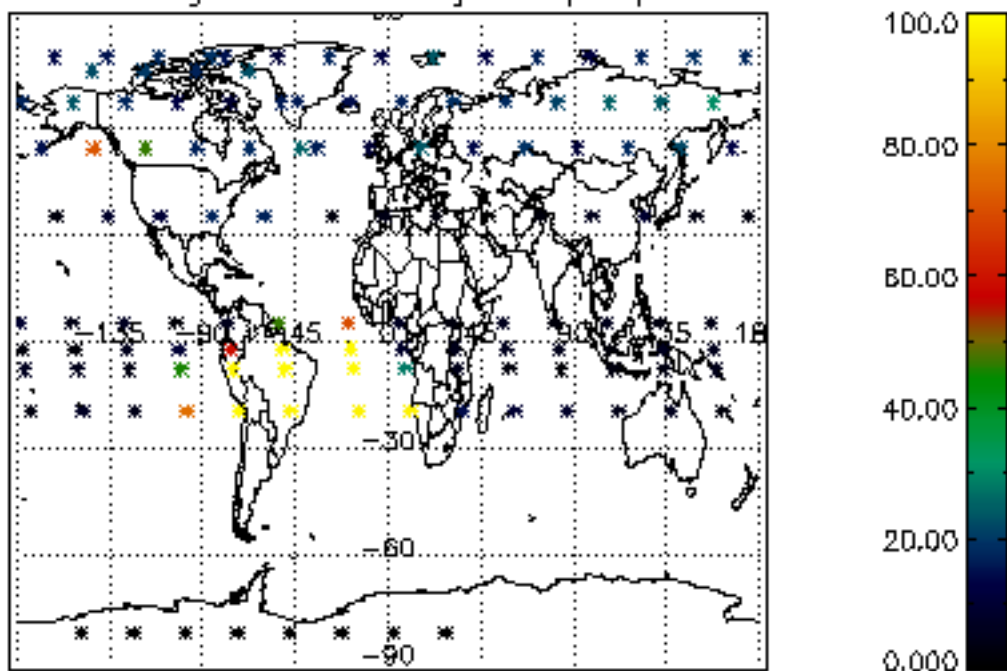
Percentage of flagged data per NO3 profile



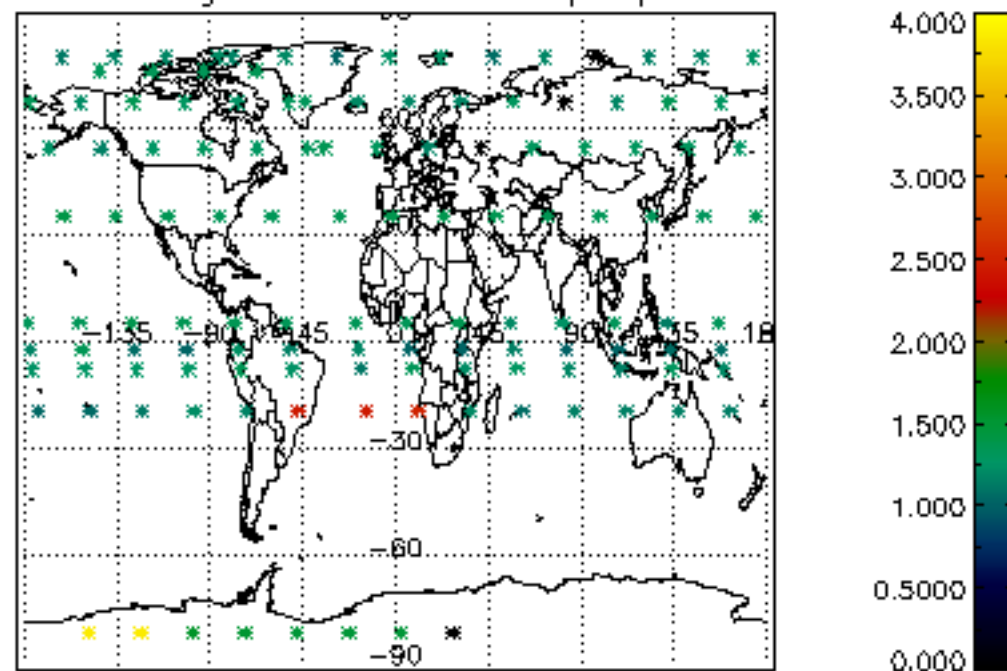




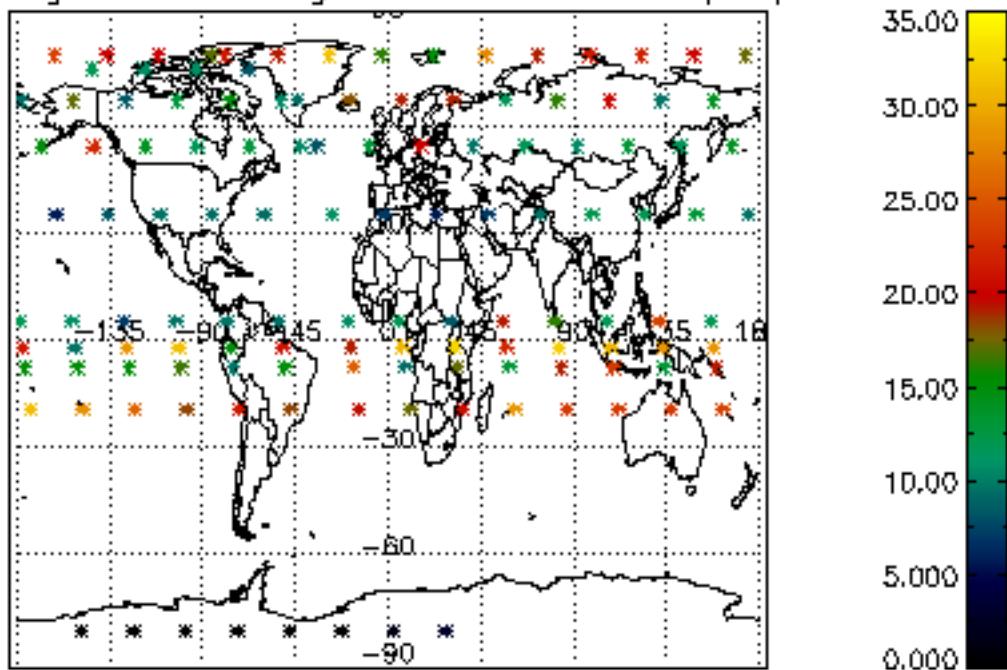
Percentage of cosmic ray hits per profile



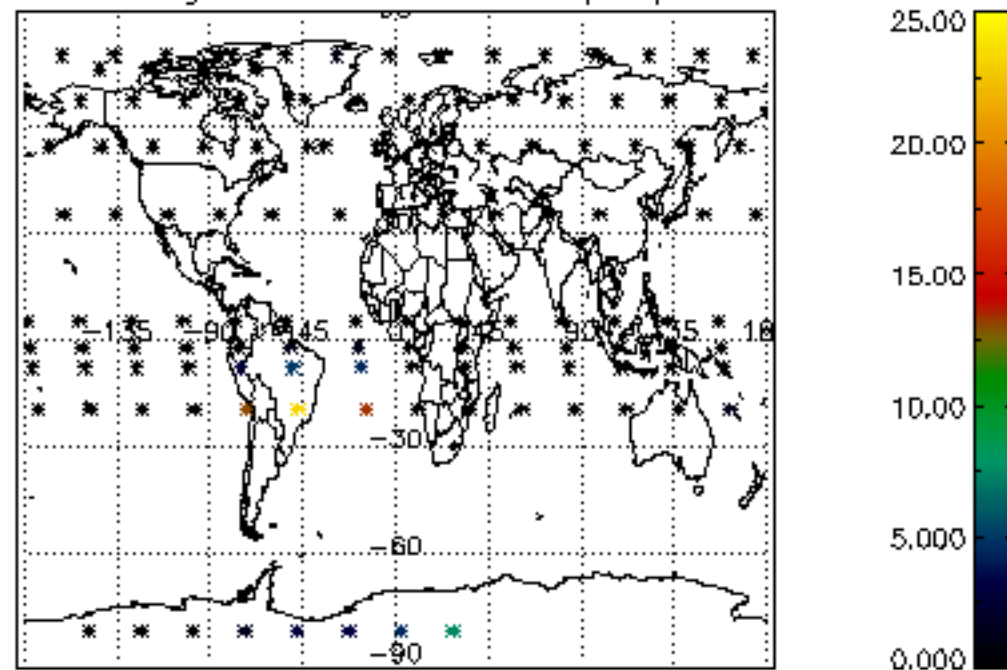
Percentage of datation errors per profile



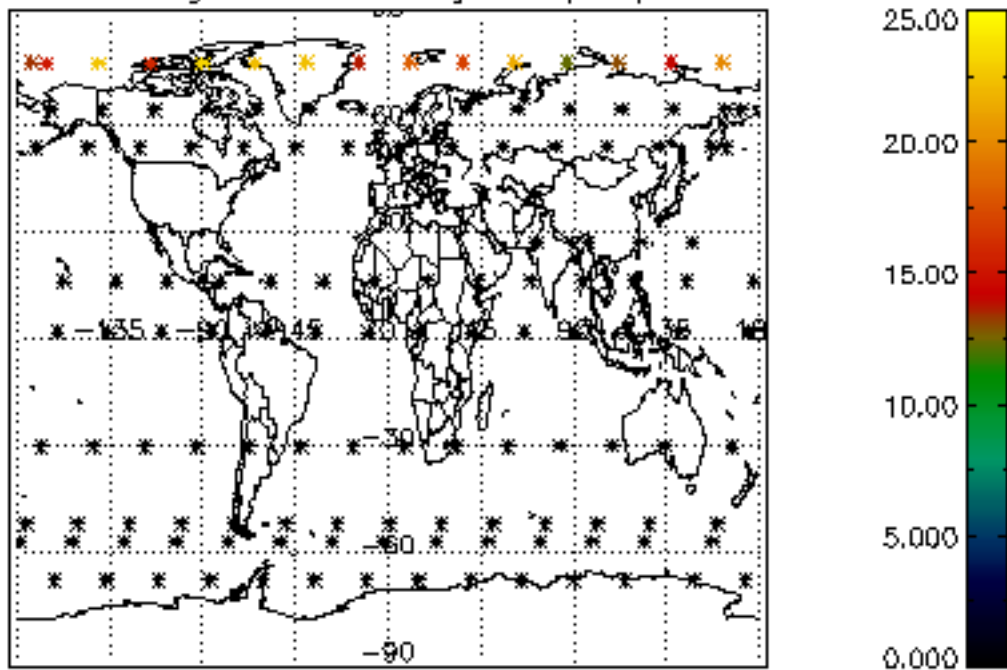
Percentage of star falling outside central band per profile



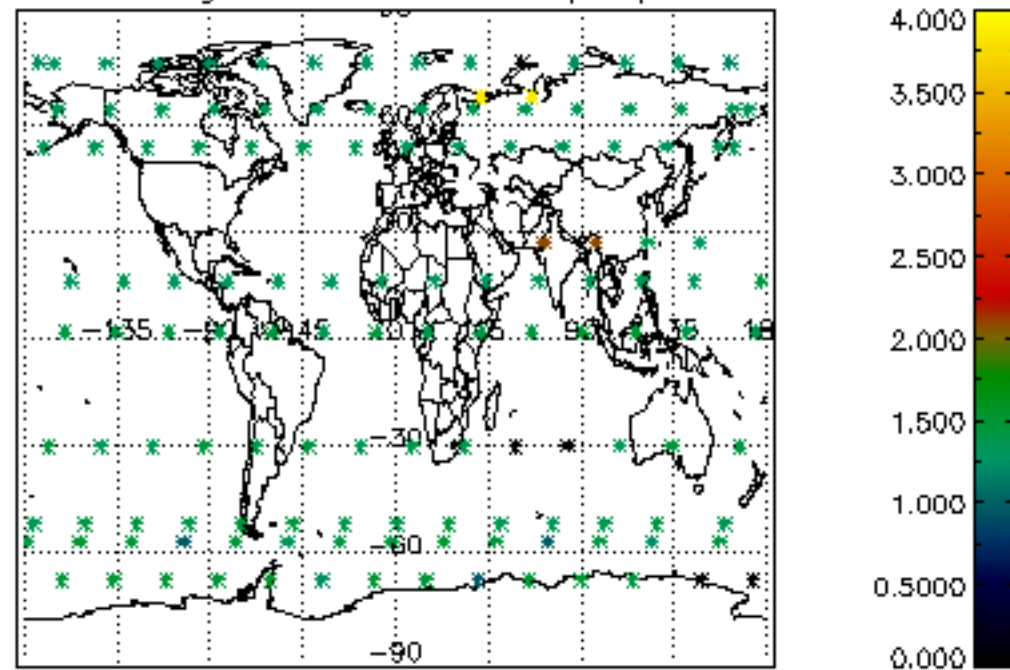
Percentage of saturation errors per profile



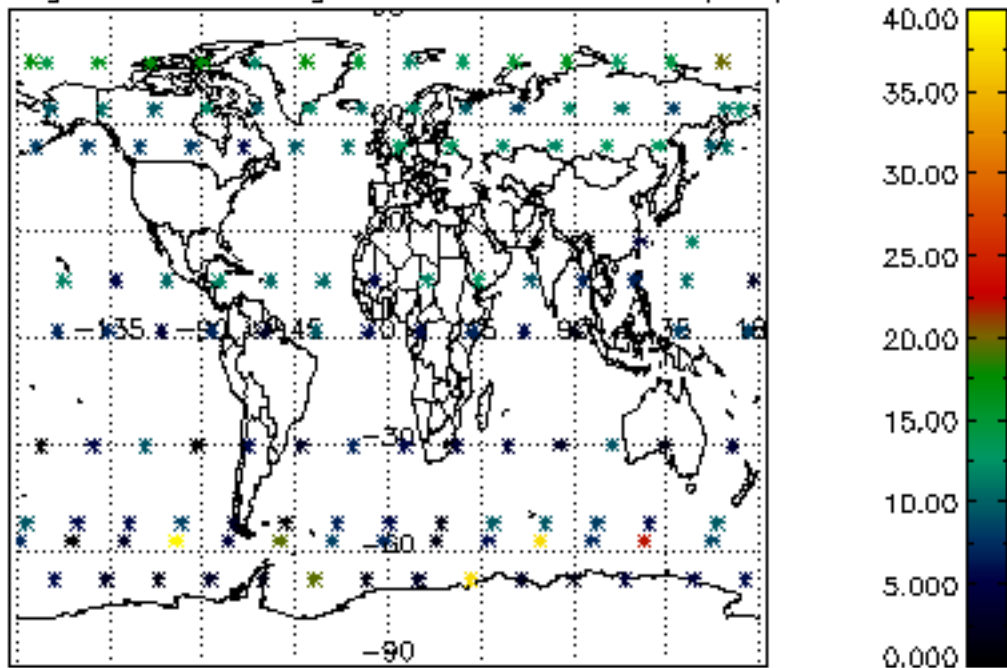
Percentage of cosmic ray hits per profile



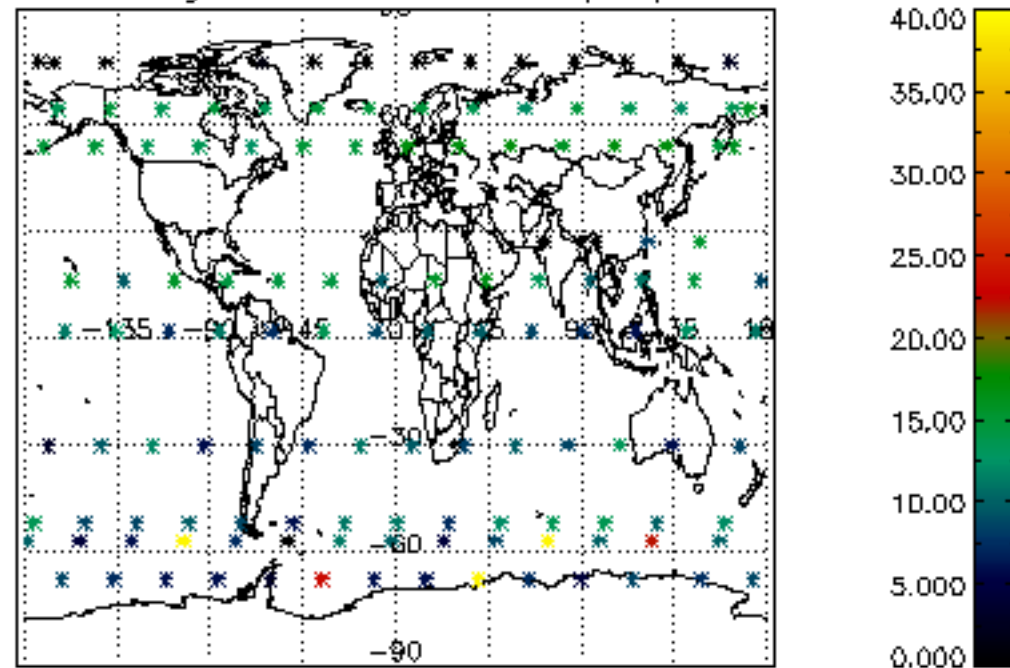
Percentage of datation errors per profile

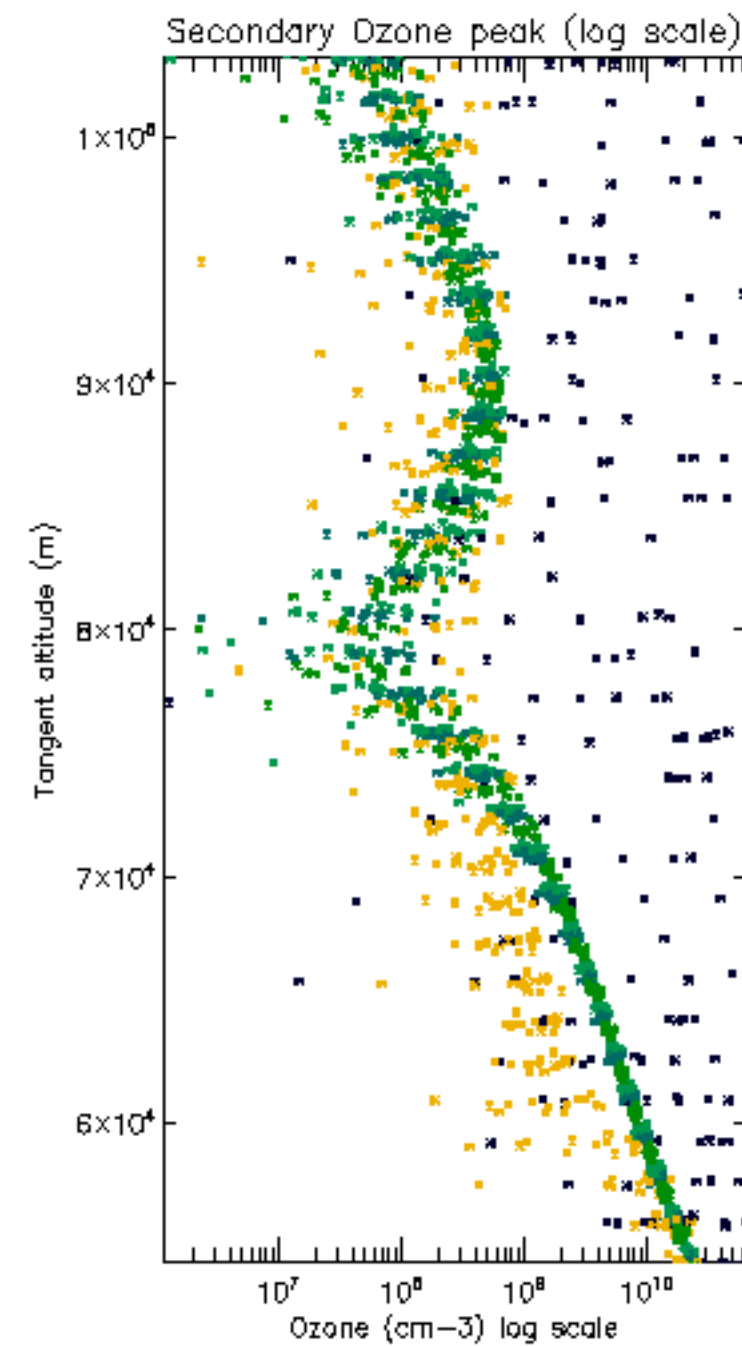
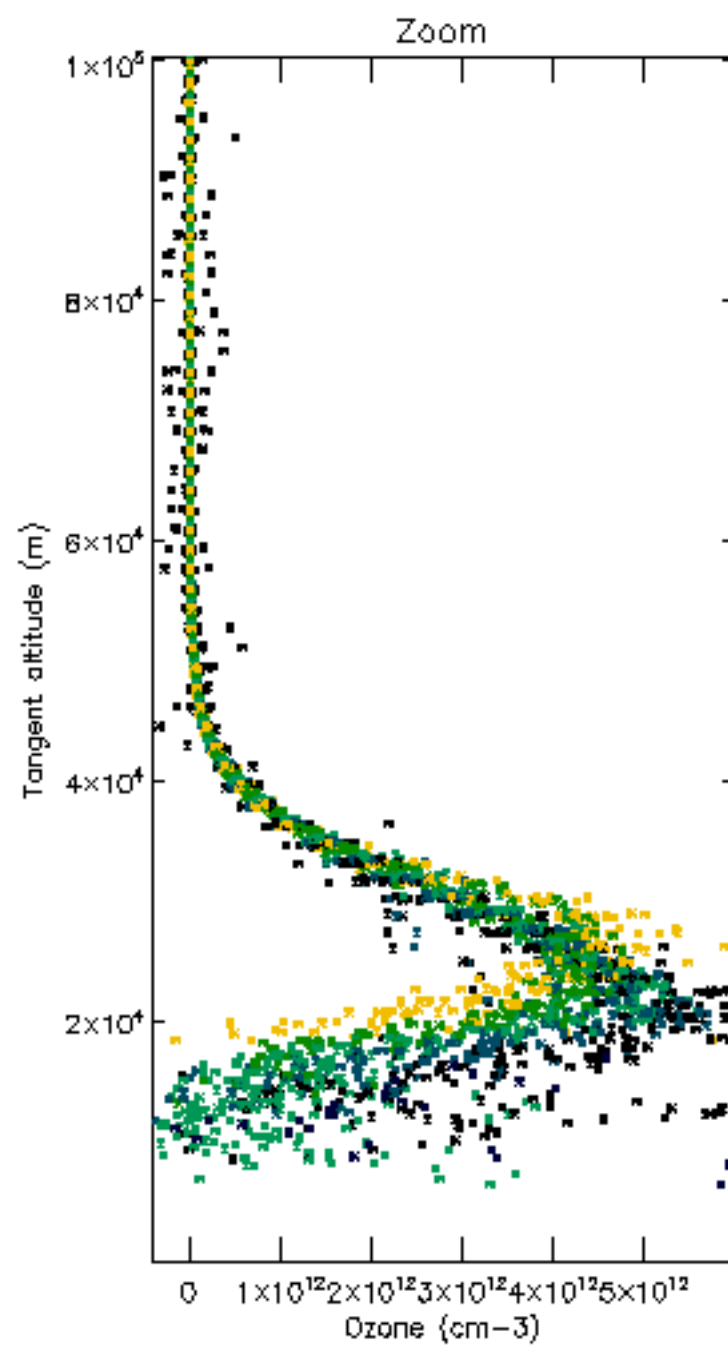
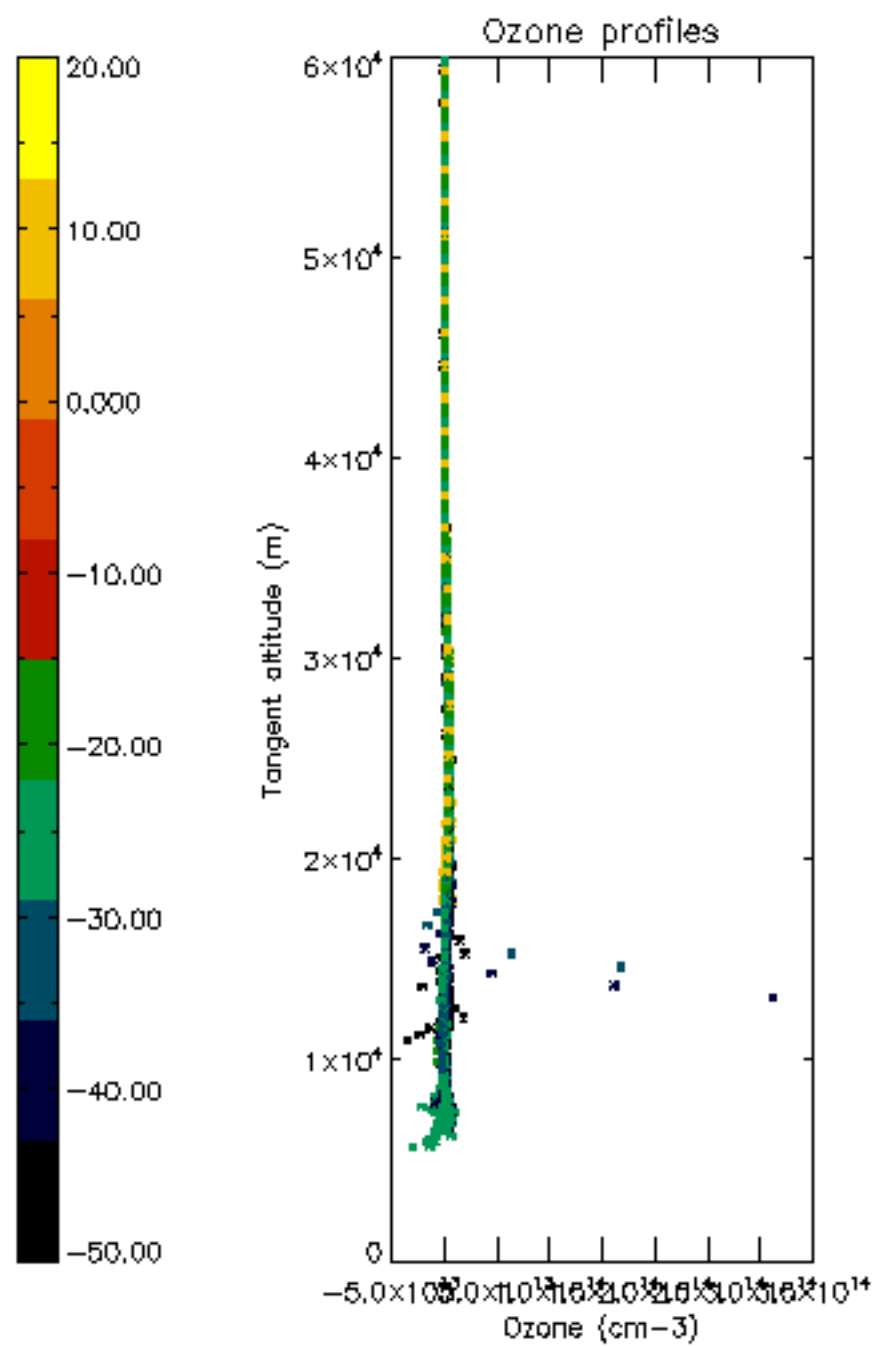


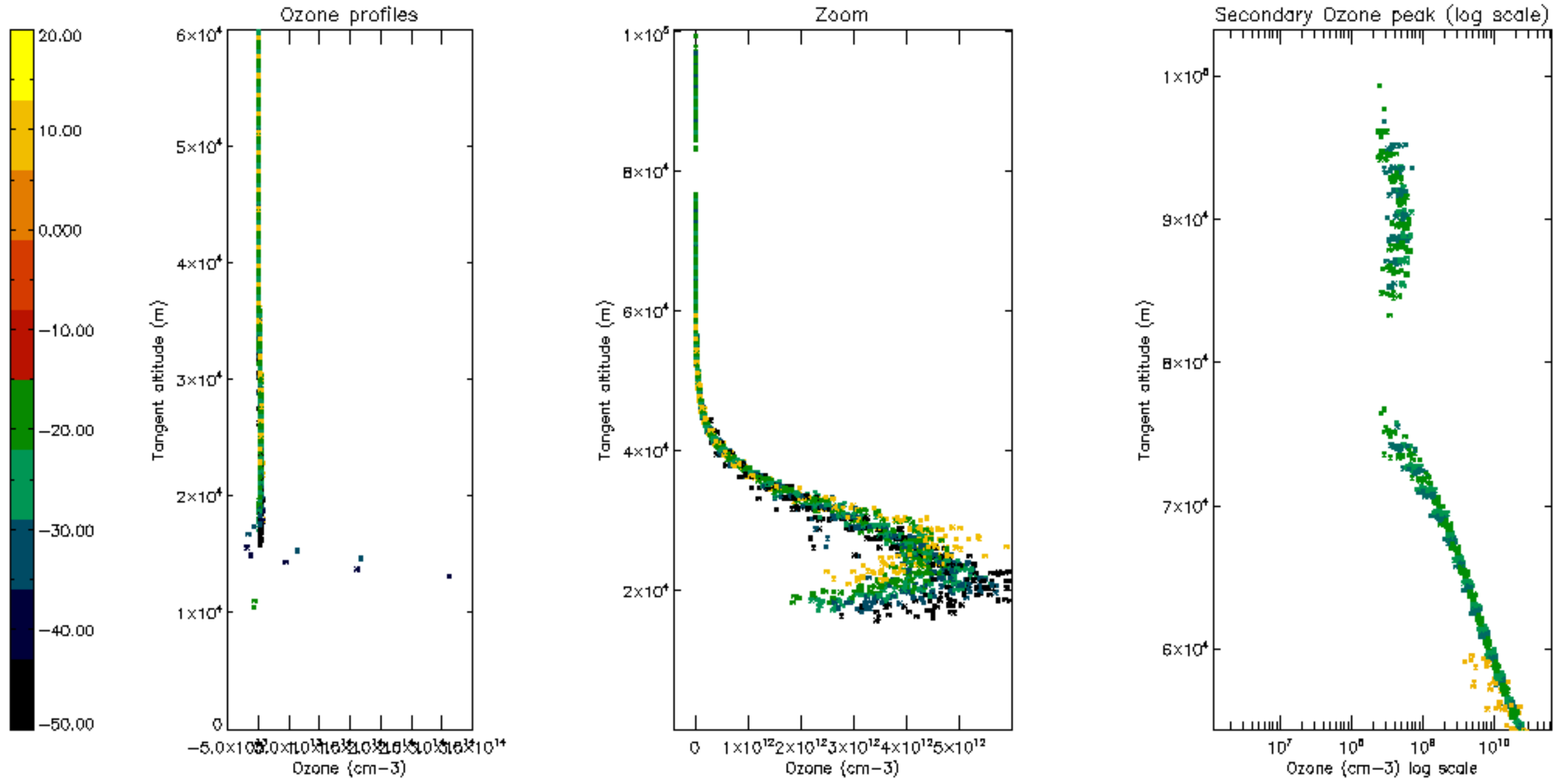
Percentage of star falling outside central band per profile

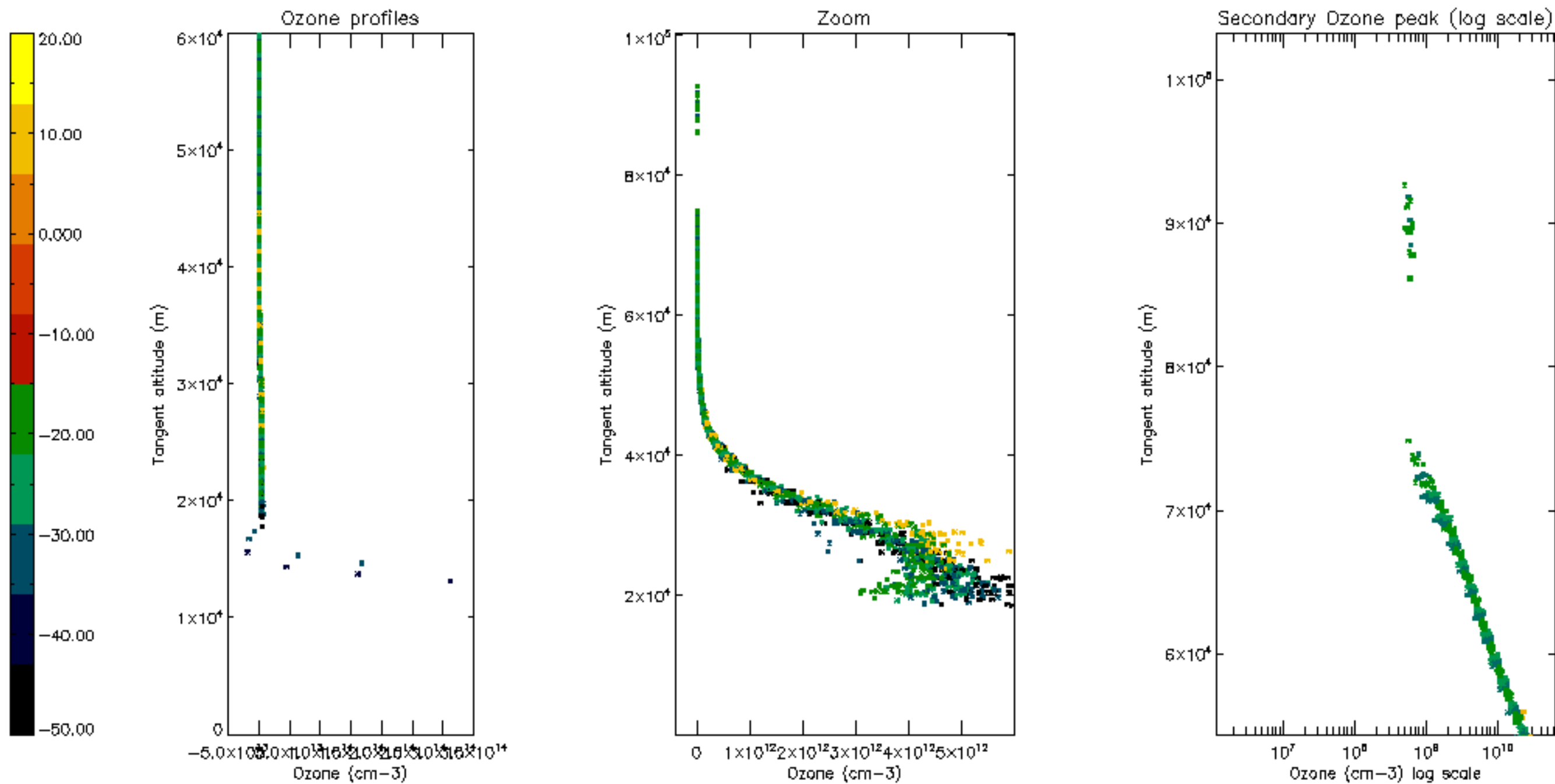


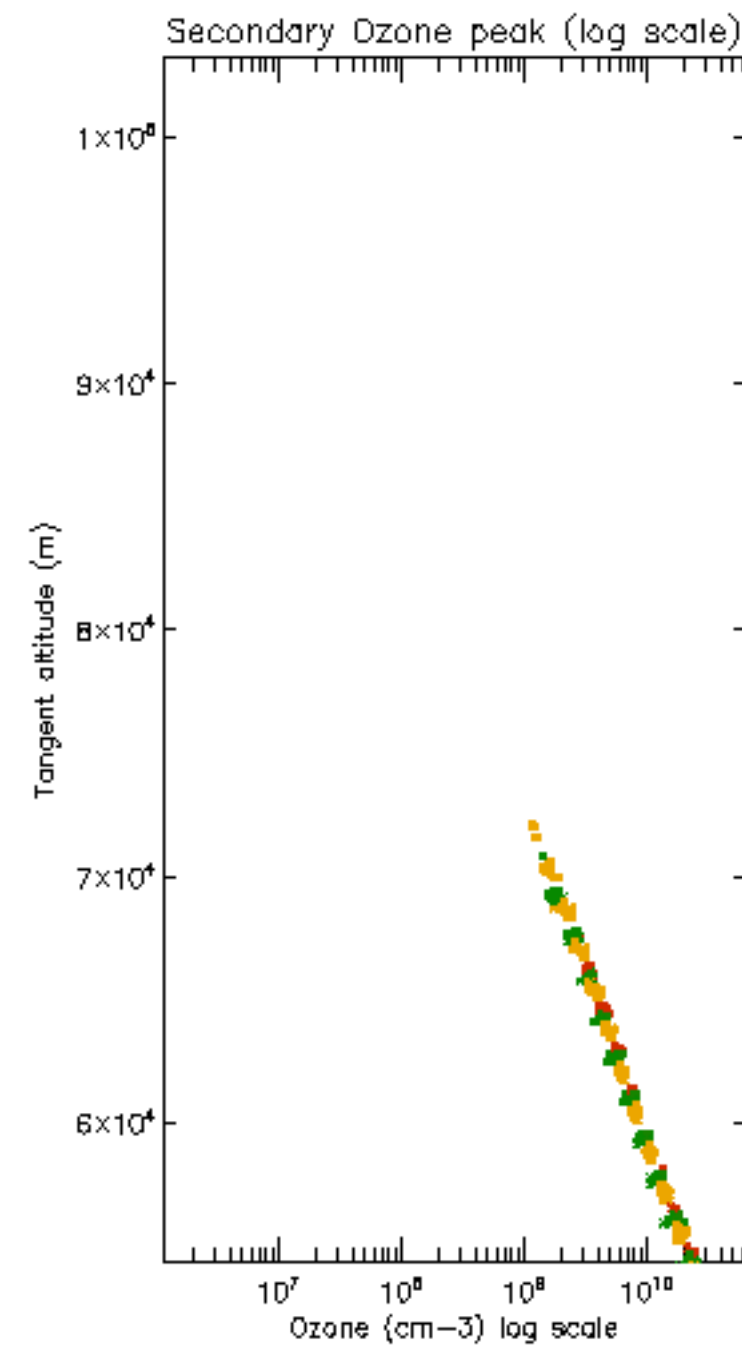
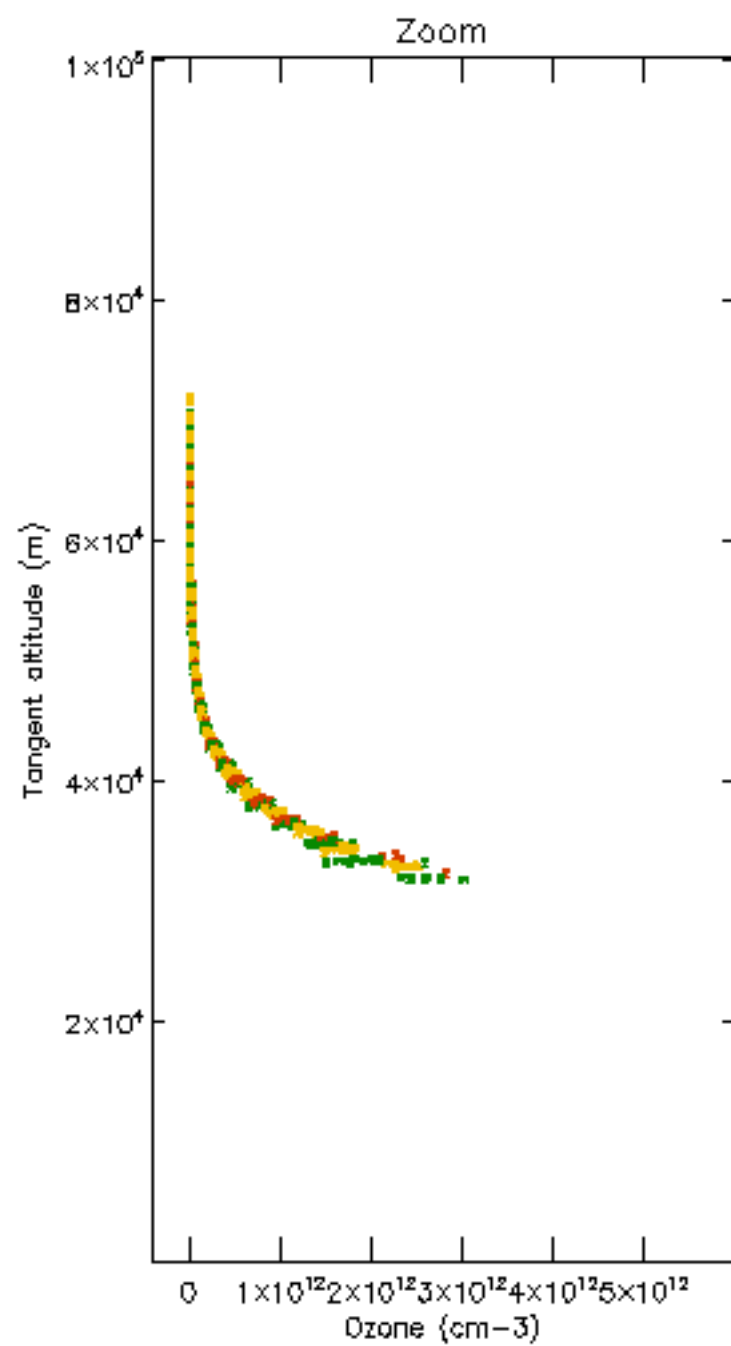
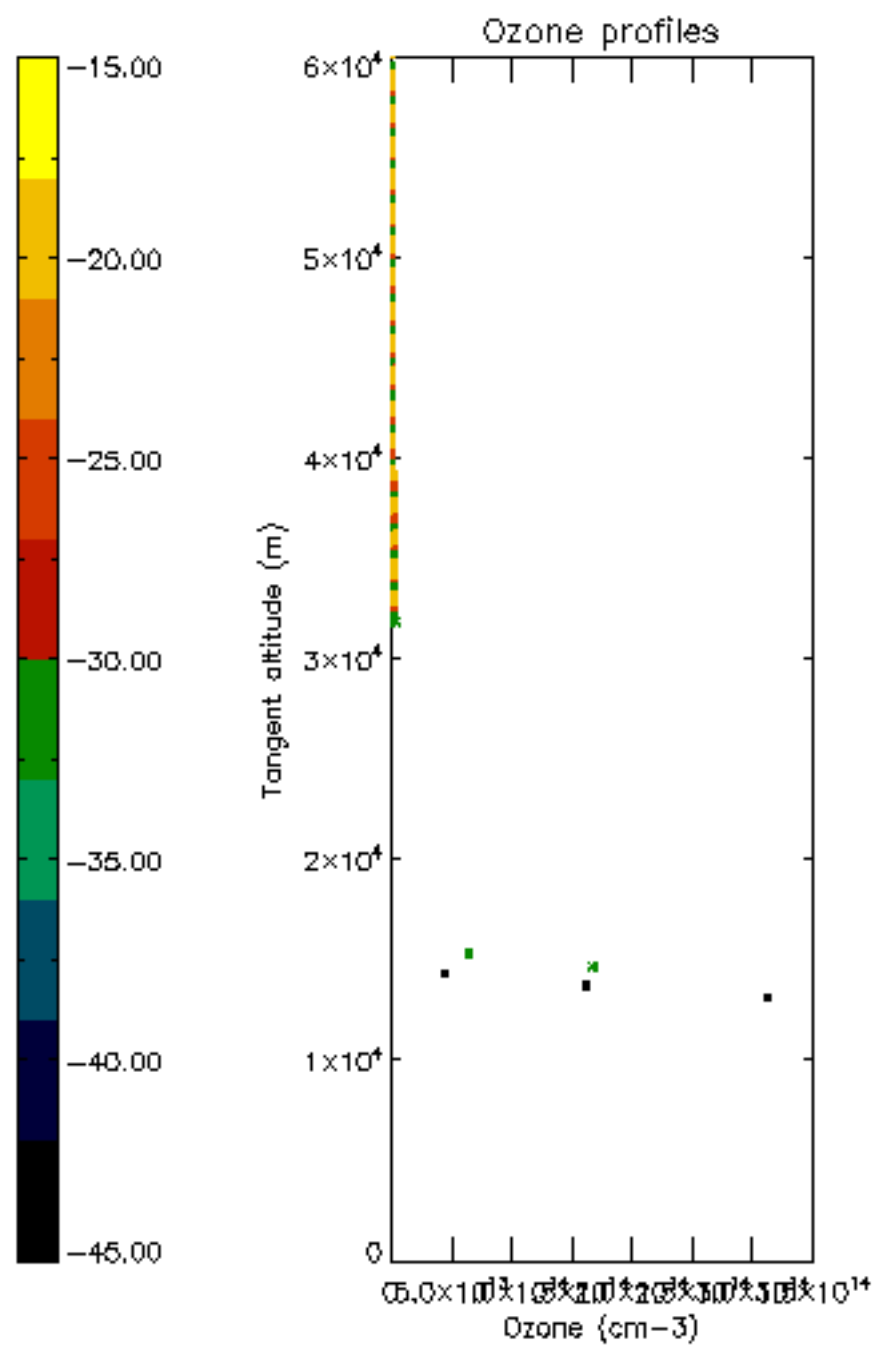
Percentage of saturation errors per profile

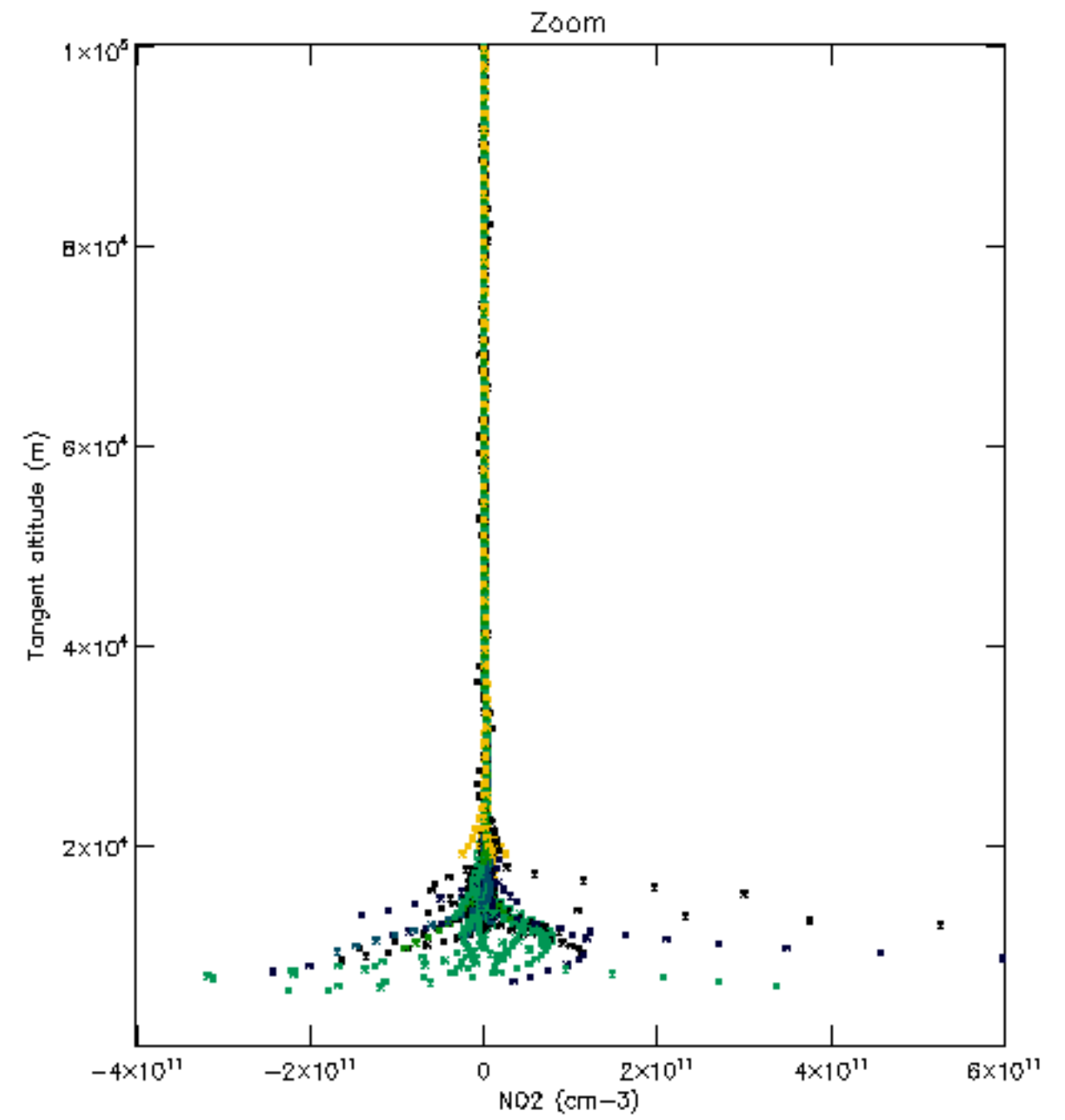
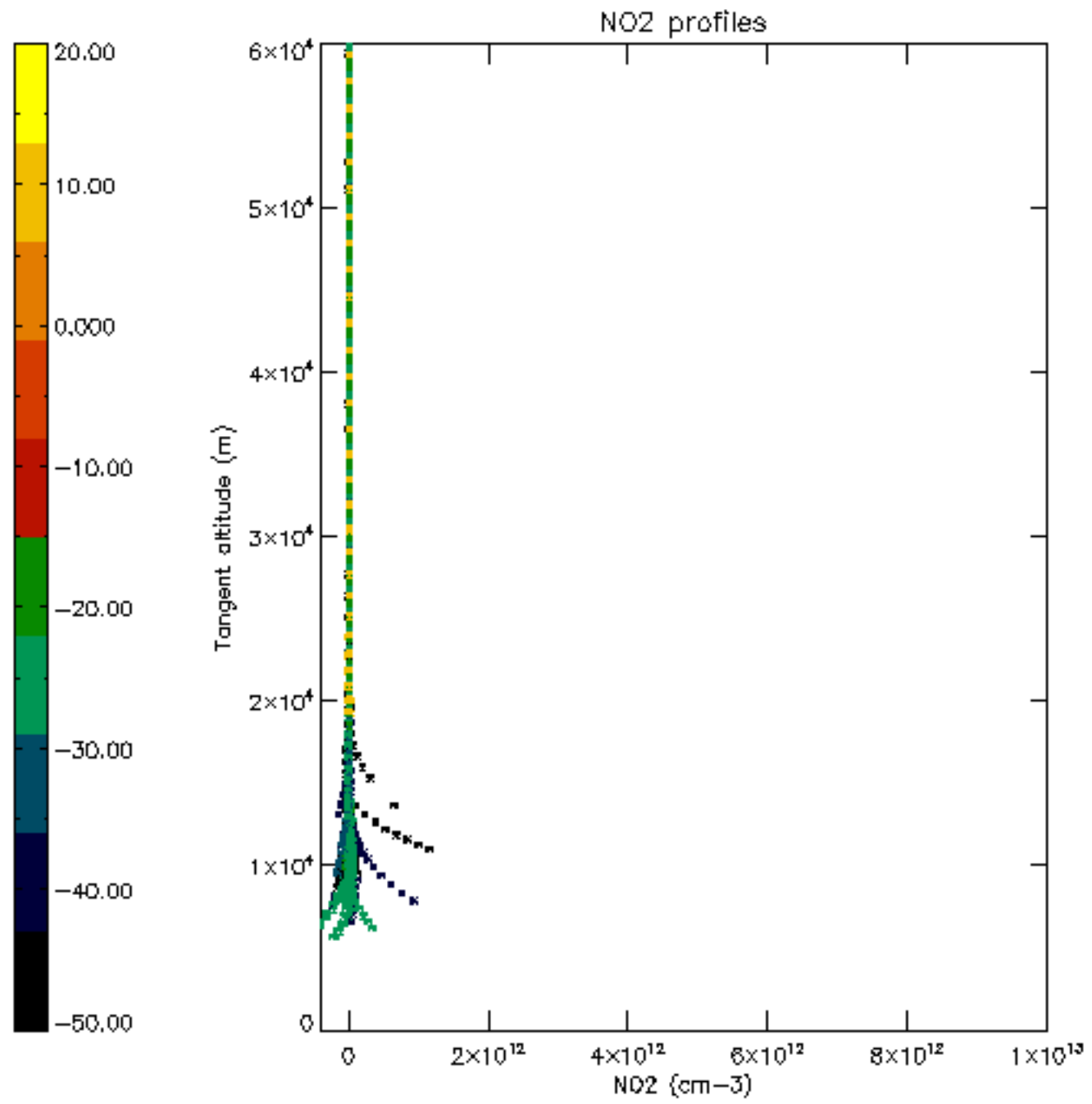


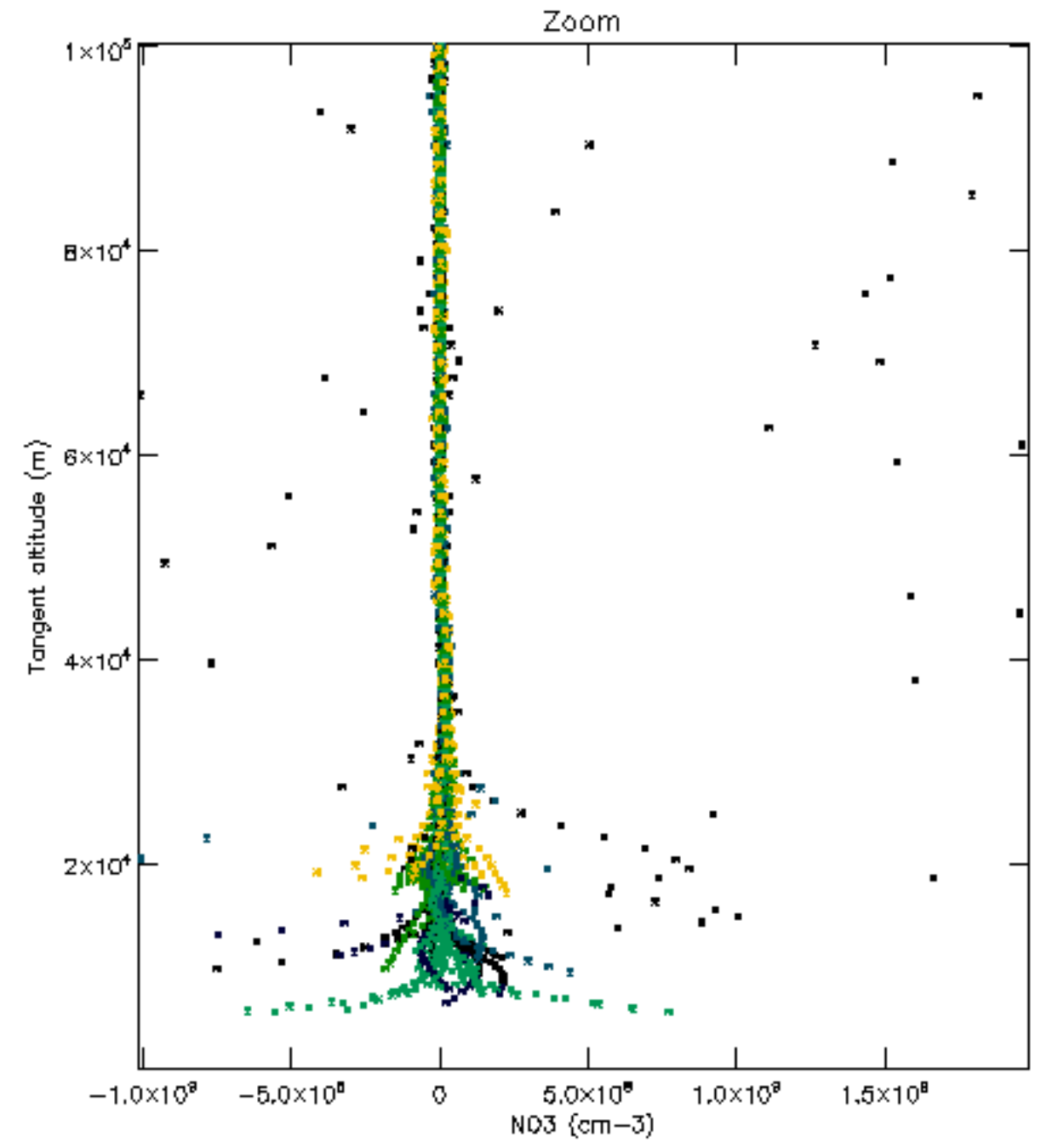
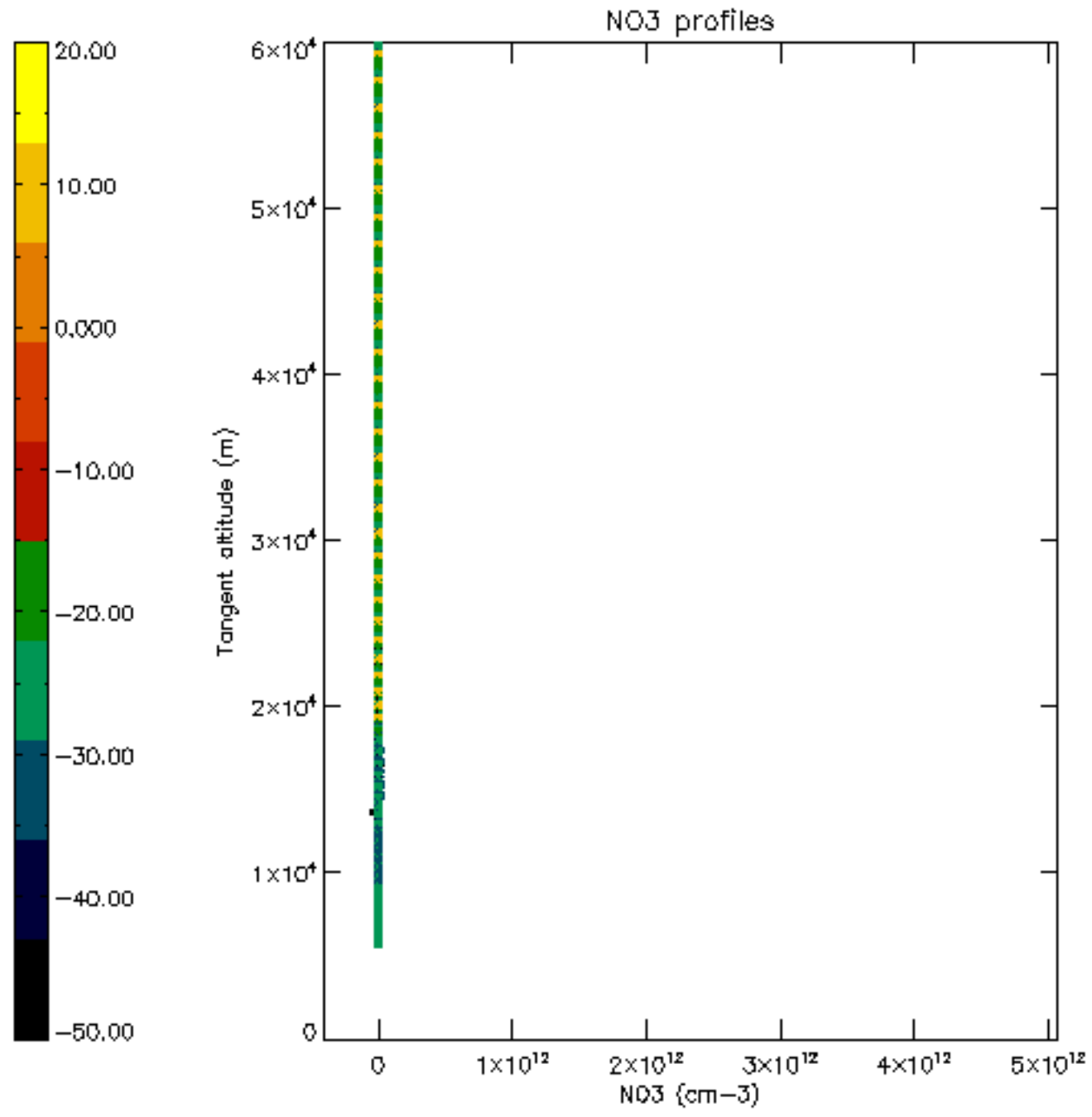


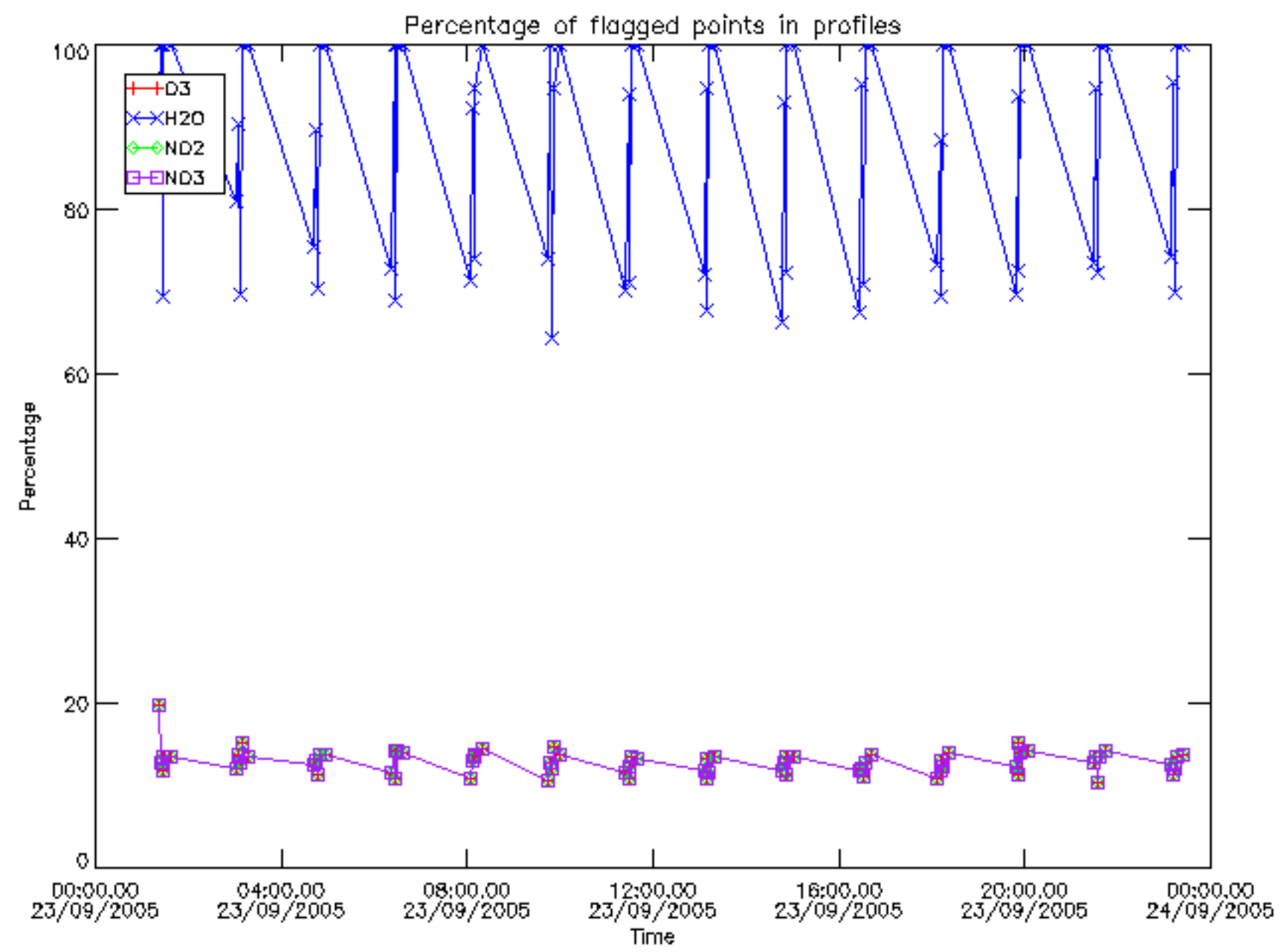




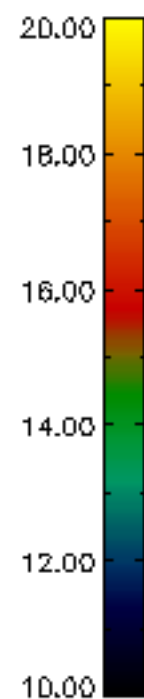
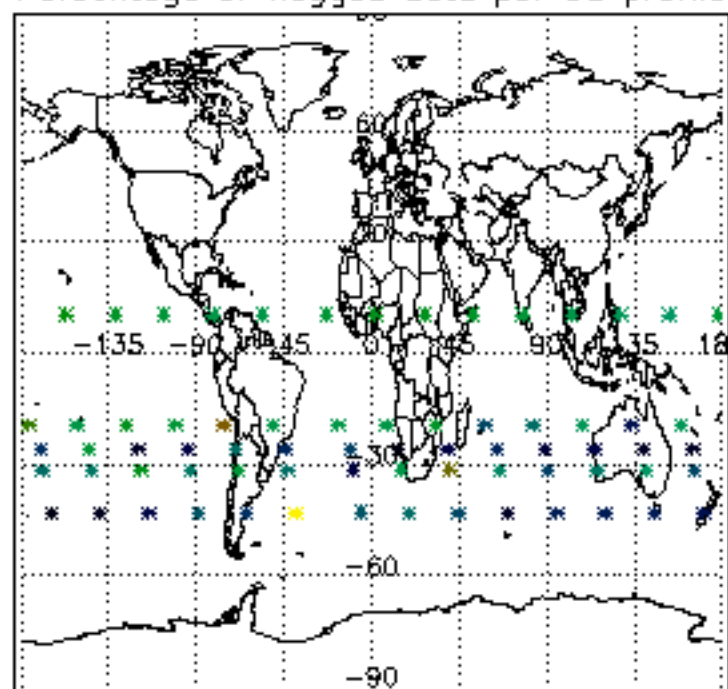




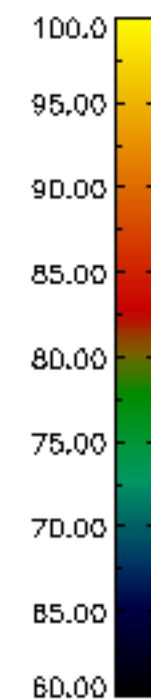
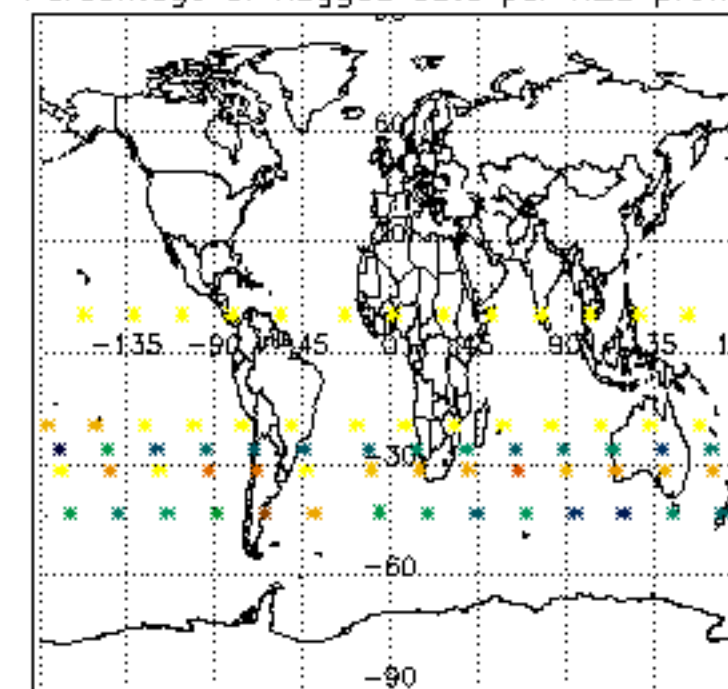




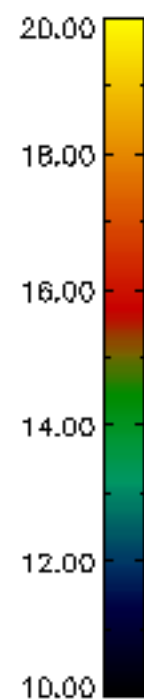
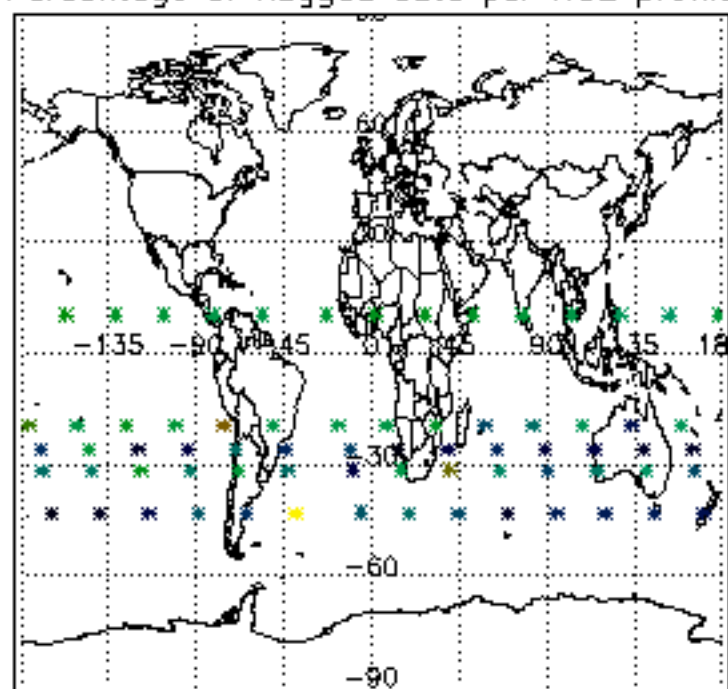
Percentage of flagged data per D3 profile



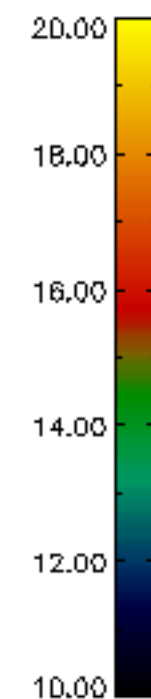
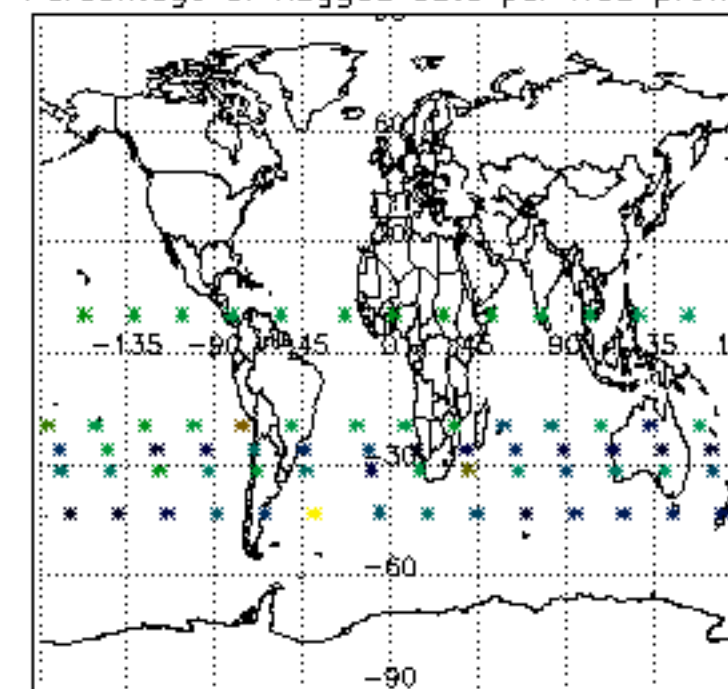
Percentage of flagged data per H2O profile

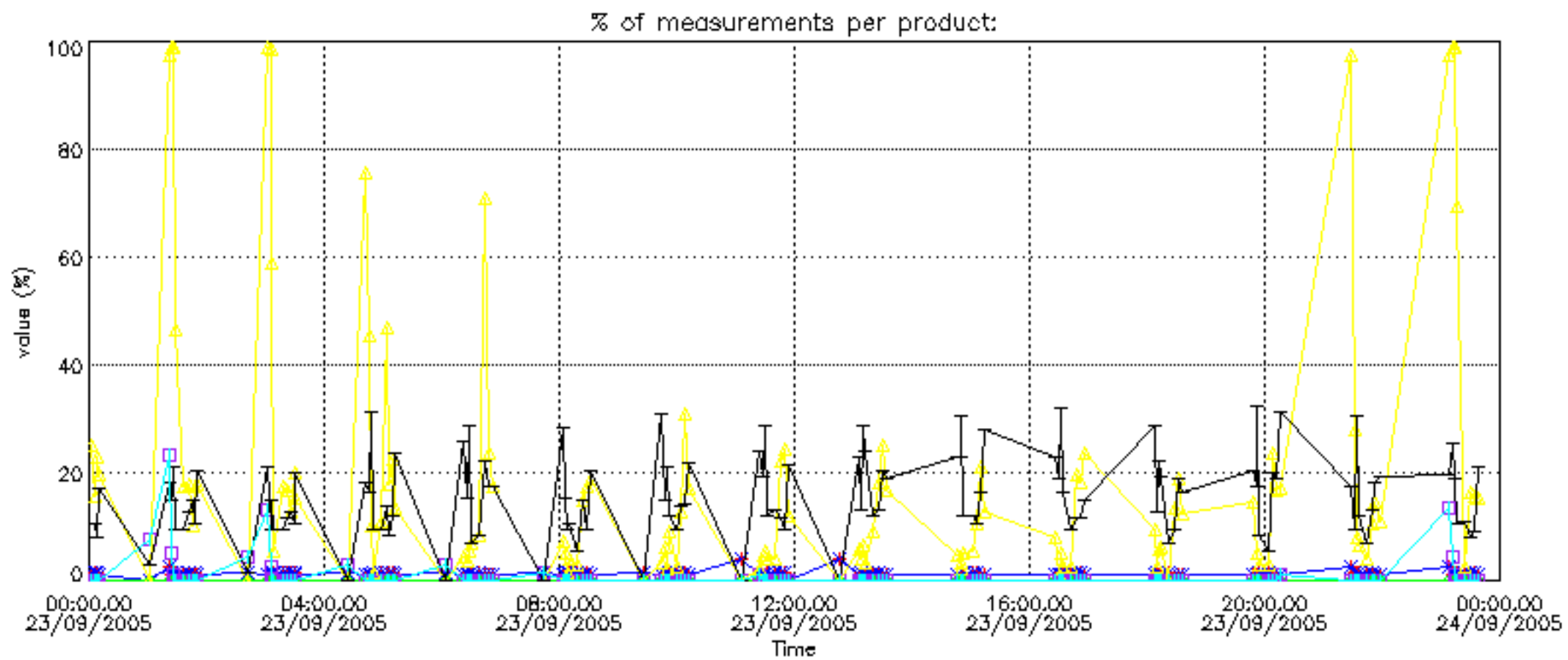


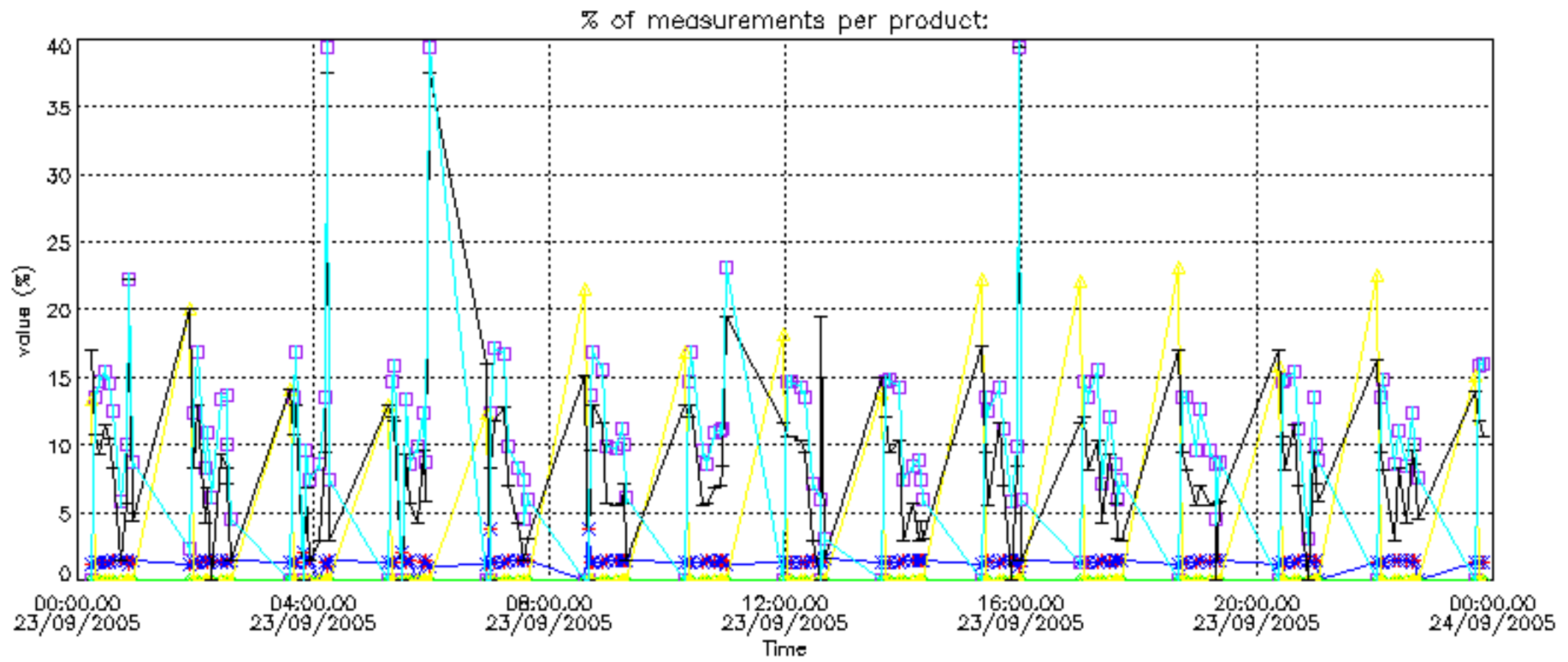
Percentage of flagged data per NO2 profile



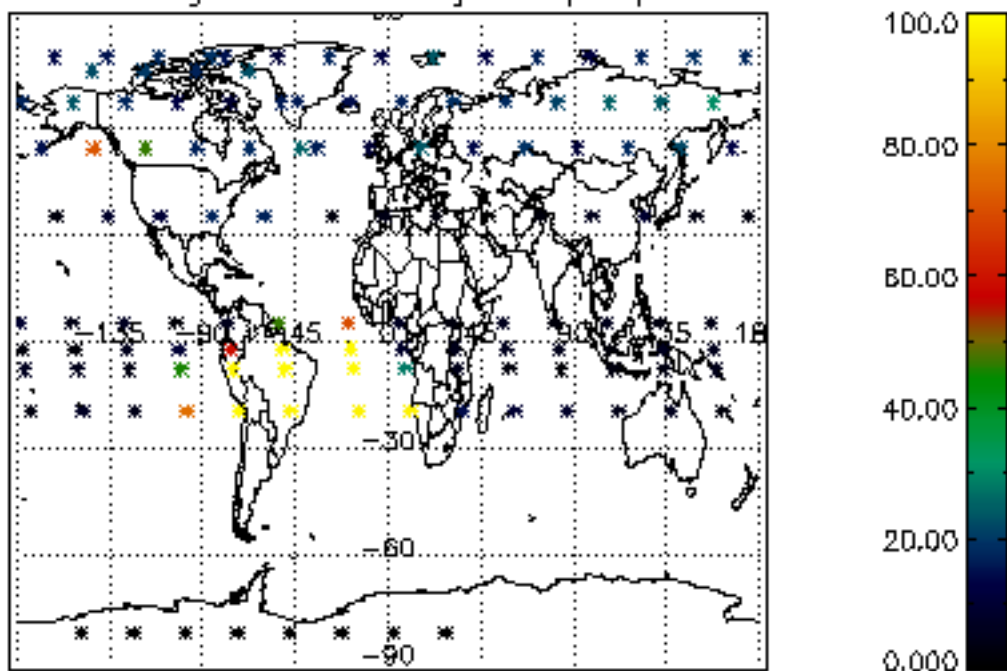
Percentage of flagged data per NO3 profile



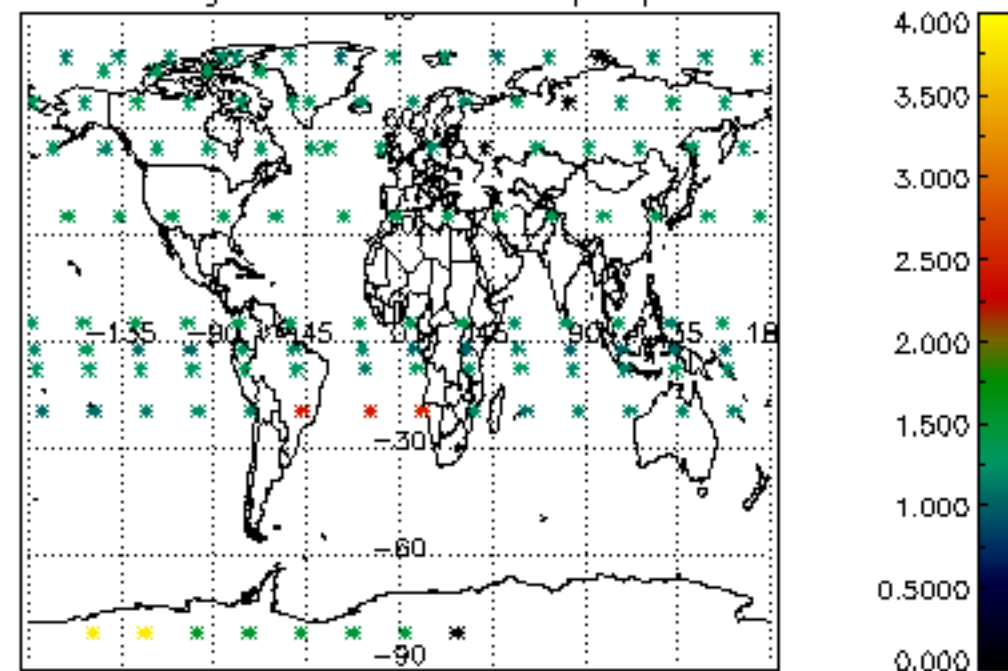




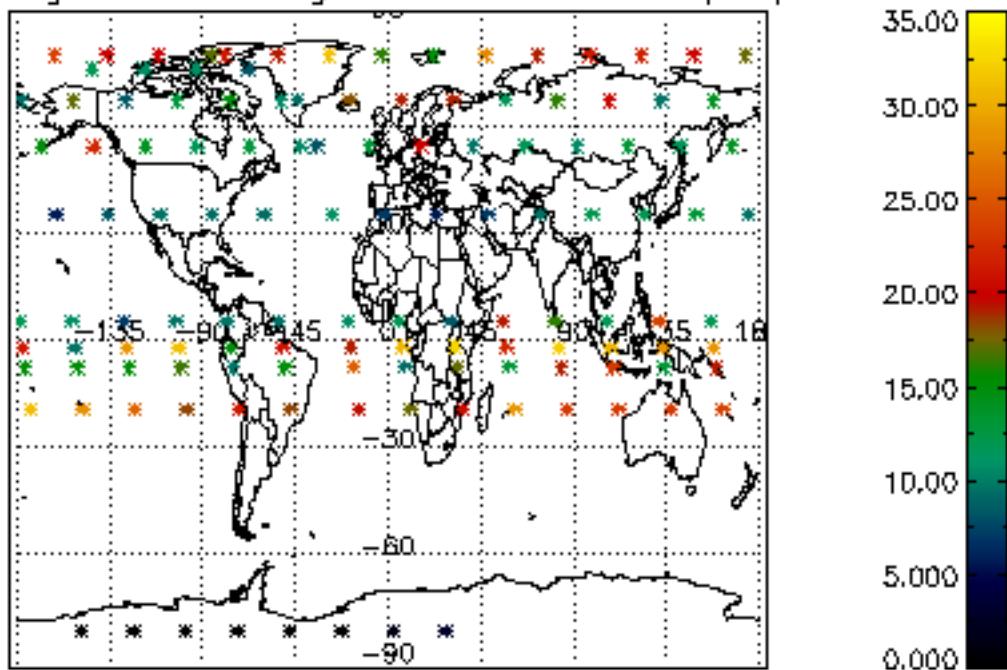
Percentage of cosmic ray hits per profile



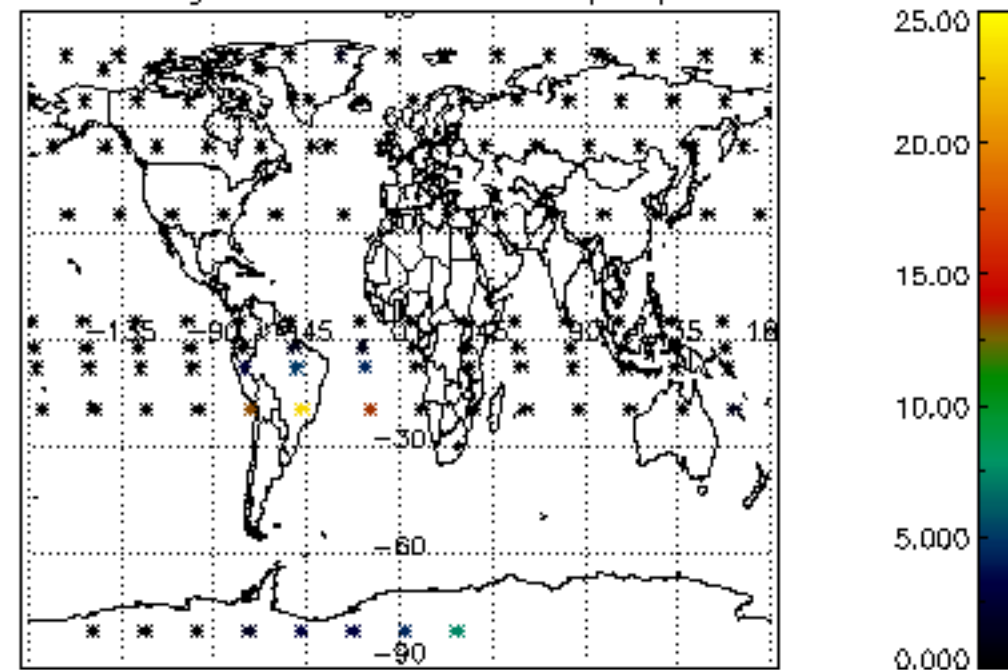
Percentage of datation errors per profile



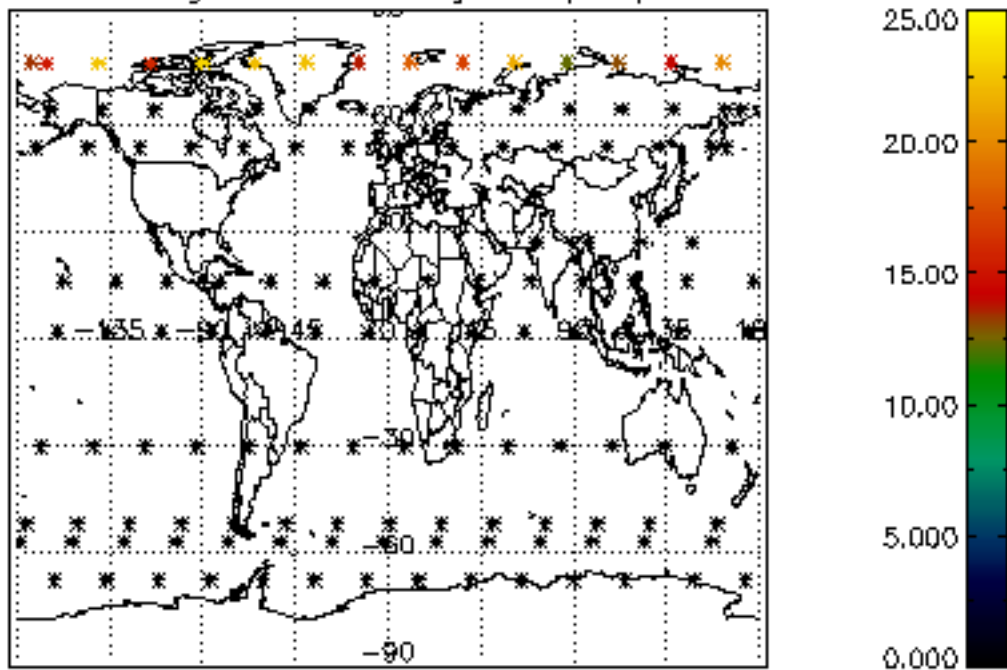
Percentage of star falling outside central band per profile



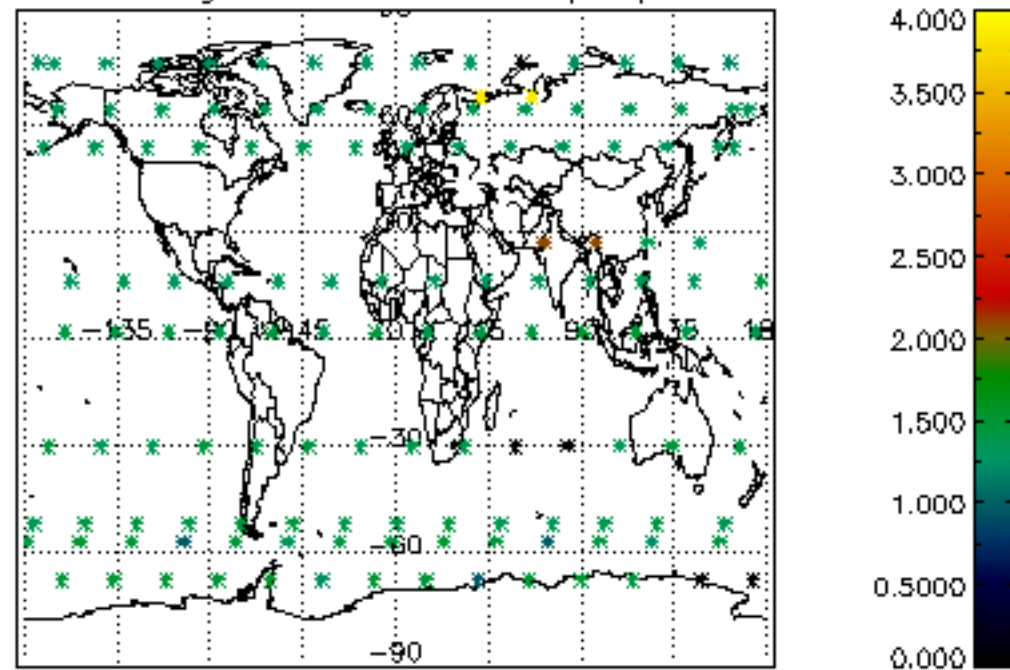
Percentage of saturation errors per profile



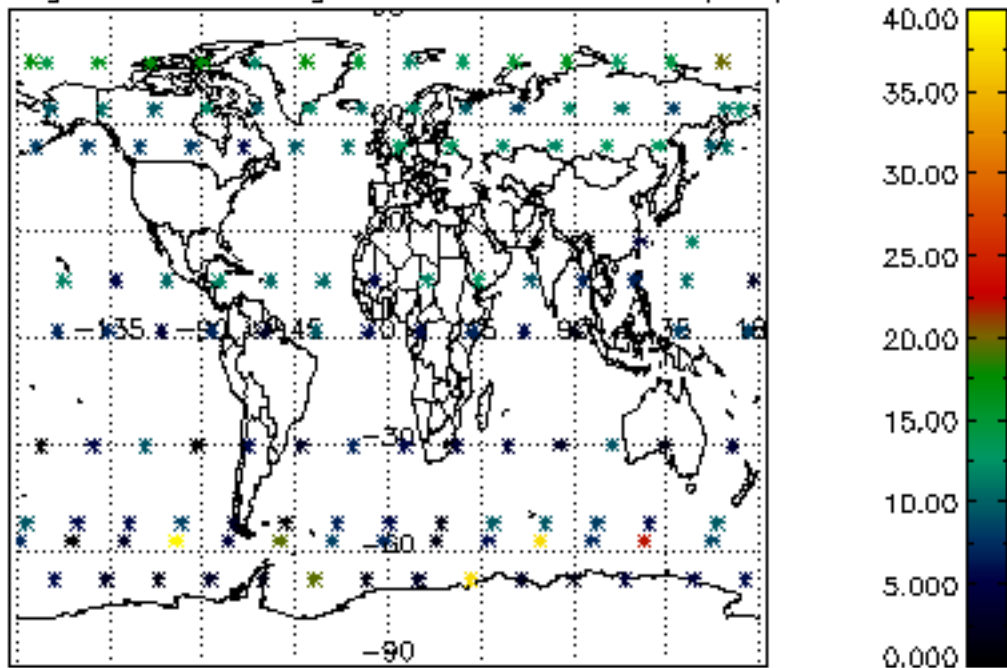
Percentage of cosmic ray hits per profile



Percentage of datation errors per profile



Percentage of star falling outside central band per profile



Percentage of saturation errors per profile

