

# GOMOS Level 2 Daily Report

## SUMMARY

### [1. General Info](#)

### [2. Summary of processed GOM\\_NL\\_2P products](#)

### [3. Level 2 Quality information per product](#)

#### [3.1 Plot of level 2 quality information per product \(time dependant\)](#)

#### [3.2 Plot of level 2 quality information per product \(world map\)](#)

### [4. Level 1 Quality information per product \(stored on level 2 products\)](#)

#### [4.1 Plot of level 1 quality information per product \(time dependant\)](#)

##### [4.1.1 Plot of level 1 quality information per product \(time dependant\): ASCENDING](#)

##### [4.1.2 Plot of level 1 quality information per product \(time dependant\): DESCENDING](#)

#### [4.2 Plot of level 1 quality information per product \(world map\)](#)

##### [4.2.1 Plot of level 1 quality information per product \(world map\): ASCENDING](#)

##### [4.2.2 Plot of level 1 quality information per product \(world map\): DESCENDING](#)

### [5. Ozone profiles based on quality statistics and other trace gas profiles](#)

#### [5.1 Ozone statistics based on quality of products](#)

#### [5.2 Plot ozone profiles for all STD \(dark without errors\)](#)

#### [5.3 Plot ozone profiles where STD < 20% \(dark without errors\)](#)

#### [5.4. Plot ozone profiles where STD < 10% \(dark without errors\)](#)

#### [5.5. Plot ozone profiles where STD < 5% \(dark without errors\)](#)

#### [5.6 Plot NO2 profiles for all STD \(dark without errors\)](#)

#### [5.7 Plot NO3 profiles for all STD \(dark without errors\)](#)

#### [5.8 Plot H2O profiles \(only for occultations of stars 1,2,3,4,13,14,16,26,63 dark without errors\) for all STD](#)

### [6. Auxiliary Data Files used for the production reported in section 2](#)

This report presents the daily analysis on parameters extracted from GOMOS level 2 data (GOM\_NL\_\_2P). It is intended to monitor some important parameters that will impact the quality of these products. A list of level 2 products (and content) that have arrived during the reporting day to the PCF is also given.

Item	Value
Time of report generation	18APR2013 11:07:33
Data source version	GOMOS/6.01
Start time of products	22-09-2005 (22SEP2005 00:00:00)
Stop time of products	23-09-2005 (23SEP2005 00:00:00)
Store outputs in DB	Yes
Nb of level 2 prods	271
Nb of prods with errors	0

## 2. Summary of processed GOM\_NL\_\_2P products.

Nr	Filename	UTC Start time	Limb	Duration	Star Id	Star Name	Star Mag	Star Temp	Nb Meas	Orbit	Prod. error
1	GOM_NL__2PRFIN20050922_001204_00000422041_00030_18621_6967.N1	22-SEP-2005 00:12:04	Dark	41.500	65	Lam Vel	2.2040	4400.0	83	18621	No
2	GOM_NL__2PRFIN20050922_001522_00000402041_00030_18621_6968.N1	22-SEP-2005 00:15:22	Dark	40.000	46	Del Vel	1.9540	10600.	80	18621	No
3	GOM_NL__2PRFIN20050922_001656_00000422041_00030_18621_6969.N1	22-SEP-2005 00:16:56	Dark	41.500	41	Eps Car	1.8600	4100.0	83	18621	No
4	GOM_NL__2PRFIN20050922_001902_00000412041_00031_18622_6971.N1	22-SEP-2005 00:19:02	Dark	41.000	29	Bet Car	1.6720	10200.	82	18622	No
5	GOM_NL__2PRFIN20050922_002725_00000372041_00031_18622_6972.N1	22-SEP-2005 00:27:25	Dark	37.000	135	Bet Hyi	2.8200	5800.0	74	18622	No
6	GOM_NL__2PRFIN20050922_003253_00000412041_00031_18622_6973.N1	22-SEP-2005 00:32:53	Straylight	41.000	148	Alp Tuc	2.8780	4100.0	82	18622	No
7	GOM_NL__2PRFIN20050922_003639_00000392041_00031_18622_6974.N1	22-SEP-2005 00:36:39	Straylight	39.000	31	Alp Gru	1.7340	15200.	78	18622	No
8	GOM_NL__2PRFIN20050922_003927_00000382041_00031_18622_6975.N1	22-SEP-2005 00:39:27	Straylight	37.500	172	Gam Gru	3.0030	13100.	75	18622	No
9	GOM_NL__2PRFIN20050922_004056_00000422041_00031_18622_6976.N1	22-SEP-2005 00:40:56	Straylight	41.500	18	24Alp PsA	1.1660	9700.0	83	18622	No
10	GOM_NL__2PRFIN20050922_004526_00000402041_00031_18622_6977.N1	22-SEP-2005 00:45:26	Tw_i_and_stray	40.000	142	49Del Cap	2.8500	8900.0	80	18622	No
11	GOM_NL__2PRFIN20050922_004936_00000382041_00031_18622_6978.N1	22-SEP-2005 00:49:36	Bright	37.500	162	34Alp Aqr	2.9440	5350.0	75	18622	No
12	GOM_NL__2PRFIN20050922_005239_00000382041_00031_18622_6979.N1	22-SEP-2005 00:52:39	Bright	38.000	61	8Eps Peg	2.1000	3900.0	76	18622	No
13	GOM_NL__2PRFIN20050922_010012_00000392041_00031_18622_6980.N1	22-SEP-2005 01:00:12	Bright	38.500	92	53Eps Cyg	2.5000	4500.0	77	18622	No
14	GOM_NL__2PRFIN20050922_010314_00000382041_00031_18622_6981.N1	22-SEP-2005 01:03:14	Bright	38.000	19	50Alp Cyg	1.2460	10500.	76	18622	No
15	GOM_NL__2PRFIN20050922_010718_00000362041_00031_18622_6982.N1	22-SEP-2005 01:07:18	Bright	36.000	89	5Alp Cep	2.4510	8000.0	72	18622	No
16	GOM_NL__2PRFIN20050922_011613_00000362041_00031_18622_6983.N1	22-SEP-2005 01:16:13	Bright	35.500	60	7Bet UMi	2.0810	3950.0	71	18622	No
17	GOM_NL__2PRFIN20050922_012226_00000372041_00031_18622_6984.N1	22-SEP-2005 01:22:26	Bright	37.000	36	50Alp UMa	1.8000	6300.0	74	18622	No
18	GOM_NL__2PRFIN20050922_012354_00000352041_00031_18622_6985.N1	22-SEP-2005 01:23:54	Bright	34.500	82	48Bet UMa	2.3650	10600.	69	18622	No
19	GOM_NL__2PRFIN20050922_012702_00000522041_00031_18622_6986.N1	22-SEP-2005 01:27:02	Bright	51.500	174	52Psi UMa	3.0040	4400.0	103	18622	No
20	GOM_NL__2PRFIN20050922_015240_00000432041_00031_18622_6987.N1	22-SEP-2005 01:52:40	Dark	42.500	65	Lam Vel	2.2040	4400.0	85	18622	No
21	GOM_NL__2PRFIN20050922_015558_00000392041_00031_18622_6988.N1	22-SEP-2005 01:55:58	Dark	38.500	46	Del Vel	1.9540	10600.	77	18622	No
22	GOM_NL__2PRFIN20050922_015732_00000422041_00031_18622_6989.N1	22-SEP-2005 01:57:32	Dark	41.500	41	Eps Car	1.8600	4100.0	83	18622	No
23	GOM_NL__2PRFIN20050922_015938_00000422041_00032_18623_6971.N1	22-SEP-2005 01:59:38	Dark	41.500	29	Bet Car	1.6720	10200.	83	18623	No
24	GOM_NL__2PRFIN20050922_020801_00000392041_00032_18623_6972.N1	22-SEP-2005 02:08:01	Dark	38.500	135	Bet Hyi	2.8200	5800.0	77	18623	No
25	GOM_NL__2PRFIN20050922_021329_00000382041_00032_18623_6973.N1	22-SEP-2005 02:13:29	Straylight	38.000	148	Alp Tuc	2.8780	4100.0	76	18623	No
26	GOM_NL__2PRFIN20050922_021715_00000372041_00032_18623_6974.N1	22-SEP-2005 02:17:15	Straylight	37.000	31	Alp Gru	1.7340	15200.	74	18623	No
27	GOM_NL__2PRFIN20050922_022003_00000382041_00032_18623_6975.N1	22-SEP-2005 02:20:03	Straylight	37.500	172	Gam Gru	3.0030	13100.	75	18623	No
28	GOM_NL__2PRFIN20050922_022133_00000432041_00032_18623_6976.N1	22-SEP-2005 02:21:33	Straylight	43.000	18	24Alp PsA	1.1660	9700.0	86	18623	No
29	GOM_NL__2PRFIN20050922_022603_00000422041_00032_18623_6977.N1	22-SEP-2005 02:26:03	Tw_i_and_stray	41.500	142	49Del Cap	2.8500	8900.0	83	18623	No
30	GOM_NL__2PRFIN20050922_023012_00000382041_00032_18623_6978.N1	22-SEP-2005 02:30:12	Bright	37.500	162	34Alp Aqr	2.9440	5350.0	75	18623	No
31	GOM_NL__2PRFIN20050922_023315_00000382041_00032_18623_6979.N1	22-SEP-2005 02:33:15	Bright	38.000	61	8Eps Peg	2.1000	3900.0	76	18623	No
32	GOM_NL__2PRFIN20050922_024048_00000372041_00032_18623_6980.N1	22-SEP-2005 02:40:48	Bright	37.000	92	53Eps Cyg	2.5000	4500.0	74	18623	No
33	GOM_NL__2PRFIN20050922_024350_00000382041_00032_18623_6981.N1	22-SEP-2005 02:43:50	Bright	38.000	19	50Alp Cyg	1.2460	10500.	76	18623	No
34	GOM_NL__2PRFIN20050922_024754_00000362041_00032_18623_6982.N1	22-SEP-2005 02:47:54	Bright	35.500	89	5Alp Cep	2.4510	8000.0	71	18623	No
35	GOM_NL__2PRFIN20050922_025650_00000352041_00032_18623_6983.N1	22-SEP-2005 02:56:50	Bright	34.500	60	7Bet UMi	2.0810	3950.0	69	18623	No
36	GOM_NL__2PRFIN20050922_030302_00000372041_00032_18623_6984.N1	22-SEP-2005 03:03:02	Bright	37.000	36	50Alp UMa	1.8000	6300.0	74	18623	No
37	GOM_NL__2PRFIN20050922_030430_00000352041_00032_18623_6985.N1	22-SEP-2005 03:04:30	Bright	35.000	82	48Bet UMa	2.3650	10600.	70	18623	No
38	GOM_NL__2PRFIN20050922_030739_00000352041_00032_18623_6986.N1	22-SEP-2005 03:07:39	Bright	35.000	174	52Psi UMa	3.0040	4400.0	70	18623	No
39	GOM_NL__2PRFIN20050922_033316_00000452041_00032_18623_6987.N1	22-SEP-2005 03:33:16	Dark	44.500	65	Lam Vel	2.2040	4400.0	89	18623	No
40	GOM_NL__2PRFIN20050922_033635_00000382041_00032_18623_6988.N1	22-SEP-2005 03:36:35	Dark	38.000	46	Del Vel	1.9540	10600.	76	18623	No
41	GOM_NL__2PRFIN20050922_033809_00000492041_00032_18623_6989.N1	22-SEP-2005 03:38:09	Dark	48.500	41	Eps Car	1.8600	4100.0	97	18623	No
42	GOM_NL__2PRFIN20050922_034014_00000372041_00033_18624_6971.N1	22-SEP-2005 03:40:14	Dark	37.000	29	Bet Car	1.6720	10200.	74	18624	No

43	GOM_NL__2PRFIN20050922_034837_000000382041_00033_18624_6972.N1	22-SEP-2005 03:48:37	Dark	37.500	135	Bet Hyi	2.8200	5800.0	75	18624	No
44	GOM_NL__2PRFIN20050922_035405_000000392041_00033_18624_6973.N1	22-SEP-2005 03:54:05	Straylight	39.000	148	Alp Tuc	2.8780	4100.0	78	18624	No
45	GOM_NL__2PRFIN20050922_035751_000000372041_00033_18624_6974.N1	22-SEP-2005 03:57:51	Straylight	37.000	31	Alp Gru	1.7340	15200.	74	18624	No
46	GOM_NL__2PRFIN20050922_040039_000000392041_00033_18624_6975.N1	22-SEP-2005 04:00:39	Straylight	38.500	172	Gam Gru	3.0030	13100.	77	18624	No
47	GOM_NL__2PRFIN20050922_040209_000000432041_00033_18624_6976.N1	22-SEP-2005 04:02:09	Straylight	42.500	18	24Alp PsA	1.1660	9700.0	85	18624	No
48	GOM_NL__2PRFIN20050922_040639_000000382041_00033_18624_6977.N1	22-SEP-2005 04:06:39	Tw_i_and_stray	37.500	142	49Del Cap	2.8500	8900.0	75	18624	No
49	GOM_NL__2PRFIN20050922_041048_000000372041_00033_18624_6978.N1	22-SEP-2005 04:10:48	Bright	37.000	162	34Alp Aqr	2.9440	5350.0	74	18624	No
50	GOM_NL__2PRFIN20050922_041352_000000392041_00033_18624_6979.N1	22-SEP-2005 04:13:52	Bright	38.500	61	8Eps Peg	2.1000	3900.0	77	18624	No
51	GOM_NL__2PRFIN20050922_042125_000000372041_00033_18624_6980.N1	22-SEP-2005 04:21:25	Bright	36.500	92	53Eps Cyg	2.5000	4500.0	73	18624	No
52	GOM_NL__2PRFIN20050922_042426_000000392041_00033_18624_6981.N1	22-SEP-2005 04:24:26	Bright	38.500	19	50Alp Cyg	1.2460	10500.	77	18624	No
53	GOM_NL__2PRFIN20050922_042830_000000352041_00033_18624_6982.N1	22-SEP-2005 04:28:30	Bright	35.000	89	5Alp Cep	2.4510	8000.0	70	18624	No
54	GOM_NL__2PRFIN20050922_043726_000000362041_00033_18624_6983.N1	22-SEP-2005 04:37:26	Bright	35.500	60	7Bet UMi	2.0810	3950.0	71	18624	No
55	GOM_NL__2PRFIN20050922_044339_000000372041_00033_18624_6984.N1	22-SEP-2005 04:43:39	Bright	36.500	36	50Alp UMa	1.8000	6300.0	73	18624	No
56	GOM_NL__2PRFIN20050922_044507_000000332041_00033_18624_6985.N1	22-SEP-2005 04:45:07	Bright	33.000	82	48Bet UMa	2.3650	10600.	66	18624	No
57	GOM_NL__2PRFIN20050922_044815_000000332041_00033_18624_6986.N1	22-SEP-2005 04:48:15	Bright	32.500	174	52Psi UMa	3.0040	4400.0	65	18624	No
58	GOM_NL__2PRFIN20050922_051353_000000432041_00033_18624_6987.N1	22-SEP-2005 05:13:53	Dark	42.500	65	Lam Vel	2.2040	4400.0	85	18624	No
59	GOM_NL__2PRFIN20050922_051711_000000382041_00033_18624_6988.N1	22-SEP-2005 05:17:11	Dark	38.000	46	Del Vel	1.9540	10600.	76	18624	No
60	GOM_NL__2PRFIN20050922_051845_000000432041_00033_18624_6989.N1	22-SEP-2005 05:18:45	Dark	43.000	41	Eps Car	1.8600	4100.0	86	18624	No
61	GOM_NL__2PRFIN20050922_052050_000000392041_00034_18625_6971.N1	22-SEP-2005 05:20:50	Dark	38.500	29	Bet Car	1.6720	10200.	77	18625	No
62	GOM_NL__2PRFIN20050922_052913_000000372041_00034_18625_6972.N1	22-SEP-2005 05:29:13	Dark	36.500	135	Bet Hyi	2.8200	5800.0	73	18625	No
63	GOM_NL__2PRFIN20050922_053441_000000412041_00034_18625_6973.N1	22-SEP-2005 05:34:41	Straylight	41.000	148	Alp Tuc	2.8780	4100.0	82	18625	No
64	GOM_NL__2PRFIN20050922_053827_000000422041_00034_18625_6974.N1	22-SEP-2005 05:38:27	Straylight	41.500	31	Alp Gru	1.7340	15200.	83	18625	No
65	GOM_NL__2PRFIN20050922_054115_000000382041_00034_18625_6975.N1	22-SEP-2005 05:41:15	Straylight	38.000	172	Gam Gru	3.0030	13100.	76	18625	No
66	GOM_NL__2PRFIN20050922_054245_000000432041_00034_18625_6976.N1	22-SEP-2005 05:42:45	Straylight	43.000	18	24Alp PsA	1.1660	9700.0	86	18625	No
67	GOM_NL__2PRFIN20050922_054715_000000412041_00034_18625_6977.N1	22-SEP-2005 05:47:15	Tw_i_and_stray	41.000	142	49Del Cap	2.8500	8900.0	82	18625	No
68	GOM_NL__2PRFIN20050922_055125_000000382041_00034_18625_6978.N1	22-SEP-2005 05:51:25	Bright	37.500	162	34Alp Aqr	2.9440	5350.0	75	18625	No
69	GOM_NL__2PRFIN20050922_055428_000000362041_00034_18625_6979.N1	22-SEP-2005 05:54:28	Bright	36.000	61	8Eps Peg	2.1000	3900.0	72	18625	No
70	GOM_NL__2PRFIN20050922_060201_000000362041_00034_18625_6980.N1	22-SEP-2005 06:02:01	Bright	35.500	92	53Eps Cyg	2.5000	4500.0	71	18625	No
71	GOM_NL__2PRFIN20050922_060503_000000372041_00034_18625_6981.N1	22-SEP-2005 06:05:03	Bright	37.000	19	50Alp Cyg	1.2460	10500.	74	18625	No
72	GOM_NL__2PRFIN20050922_060906_000000362041_00034_18625_6982.N1	22-SEP-2005 06:09:06	Bright	35.500	89	5Alp Cep	2.4510	8000.0	71	18625	No
73	GOM_NL__2PRFIN20050922_061802_000000362041_00034_18625_6983.N1	22-SEP-2005 06:18:02	Bright	36.000	60	7Bet UMi	2.0810	3950.0	72	18625	No
74	GOM_NL__2PRFIN20050922_062415_000000372041_00034_18625_6984.N1	22-SEP-2005 06:24:15	Bright	36.500	36	50Alp UMa	1.8000	6300.0	73	18625	No
75	GOM_NL__2PRFIN20050922_062543_000000342041_00034_18625_6985.N1	22-SEP-2005 06:25:43	Bright	33.500	82	48Bet UMa	2.3650	10600.	67	18625	No
76	GOM_NL__2PRFIN20050922_062851_000000522041_00034_18625_6986.N1	22-SEP-2005 06:28:51	Bright	52.000	174	52Psi UMa	3.0040	4400.0	104	18625	No
77	GOM_NL__2PRFIN20050922_065429_000000432041_00034_18625_6987.N1	22-SEP-2005 06:54:29	Dark	42.500	65	Lam Vel	2.2040	4400.0	85	18625	No
78	GOM_NL__2PRFIN20050922_065747_000000412041_00034_18625_6988.N1	22-SEP-2005 06:57:47	Dark	40.500	46	Del Vel	1.9540	10600.	81	18625	No
79	GOM_NL__2PRFIN20050922_065921_000000462041_00034_18625_6989.N1	22-SEP-2005 06:59:21	Dark	46.000	41	Eps Car	1.8600	4100.0	92	18625	No
80	GOM_NL__2PRFIN20050922_070126_000000362041_00035_18626_6971.N1	22-SEP-2005 07:01:26	Dark	36.000	29	Bet Car	1.6720	10200.	72	18626	No
81	GOM_NL__2PRFIN20050922_070949_000000382041_00035_18626_6972.N1	22-SEP-2005 07:09:49	Dark	37.500	135	Bet Hyi	2.8200	5800.0	75	18626	No
82	GOM_NL__2PRFIN20050922_071518_000000472041_00035_18626_6973.N1	22-SEP-2005 07:15:18	Straylight	47.000	148	Alp Tuc	2.8780	4100.0	94	18626	No
83	GOM_NL__2PRFIN20050922_071904_000000402041_00035_18626_6974.N1	22-SEP-2005 07:19:04	Straylight	39.500	31	Alp Gru	1.7340	15200.	79	18626	No
84	GOM_NL__2PRFIN20050922_072151_000000372041_00035_18626_6975.N1	22-SEP-2005 07:21:51	Straylight	37.000	172	Gam Gru	3.0030	13100.	74	18626	No
85	GOM_NL__2PRFIN20050922_072321_000000422041_00035_18626_6976.N1	22-SEP-2005 07:23:21	Straylight	41.500	18	24Alp PsA	1.1660	9700.0	83	18626	No
86	GOM_NL__2PRFIN20050922_072751_000000392041_00035_18626_6977.N1	22-SEP-2005 07:27:51	Tw_i_and_stray	38.500	142	49Del Cap	2.8500	8900.0	77	18626	No
87	GOM_NL__2PRFIN20050922_073201_000000372041_00035_18626_6978.N1	22-SEP-2005 07:32:01	Bright	37.000	162	34Alp Aqr	2.9440	5350.0	74	18626	No
88	GOM_NL__2PRFIN20050922_073504_000000382041_00035_18626_6979.N1	22-SEP-2005 07:35:04	Bright	38.000	61	8Eps Peg	2.1000	3900.0	76	18626	No
89	GOM_NL__2PRFIN20050922_074237_000000392041_00035_18626_6980.N1	22-SEP-2005 07:42:37	Bright	38.500	92	53Eps Cyg	2.5000	4500.0	77	18626	No
90	GOM_NL__2PRFIN20050922_074539_000000372041_00035_18626_6981.N1	22-SEP-2005 07:45:39	Bright	37.000	19	50Alp Cyg	1.2460	10500.	74	18626	No
91	GOM_NL__2PRFIN20050922_074942_000000362041_00035_18626_6982.N1	22-SEP-2005 07:49:42	Bright	36.000	89	5Alp Cep	2.4510	8000.0	72	18626	No
92	GOM_NL__2PRFIN20050922_075839_000000372041_00035_18626_6983.N1	22-SEP-2005 07:58:39	Bright	36.500	60	7Bet UMi	2.0810	3950.0	73	18626	No
93	GOM_NL__2PRFIN20050922_080451_000000362041_00035_18626_6984.N1	22-SEP-2005 08:04:51	Bright	35.500	36	50Alp UMa	1.8000	6300.0	71	18626	No
94	GOM_NL__2PRFIN20050922_080619_000000362041_00035_18626_6985.N1	22-SEP-2005 08:06:19	Bright	35.500	82	48Bet UMa	2.3650	10600.	71	18626	No
95	GOM_NL__2PRFIN20050922_080927_000000402041_00035_18626_6986.N1	22-SEP-2005 08:09:27	Bright	39.500	174	52Psi UMa	3.0040	4400.0	79	18626	No
96	GOM_NL__2PRFIN20050922_083505_000000422041_00035_18626_6987.N1	22-SEP-2005 08:35:05	Dark	42.000	65	Lam Vel	2.2040	4400.0	84	18626	No
97	GOM_NL__2PRFIN20050922_083823_000000402041_00035_18626_6988.N1	22-SEP-2005 08:38:23	Dark	39.500	46	Del Vel	1.9540	10600.	79	18626	No
98	GOM_NL__2PRFIN20050922_083957_000000422041_00035_18626_6989.N1	22-SEP-2005 08:39:57	Dark	42.000	41	Eps Car	1.8600	4100.0	84	18626	No
99	GOM_NL__2PRFIN20050922_084203_000000372041_00036_18627_6971.N1	22-SEP-2005 08:42:03	Dark	36.500	29	Bet Car	1.6720	10200.	73	18627	No
100	GOM_NL__2PRFIN20050922_085025_000000402041_00036_18627_6972.N1	22-SEP-2005 08:50:25	Dark	39.500	135	Bet Hyi	2.8200	5800.0	79	18627	No
101	GOM_NL__2PRFIN20050922_085554_000000412041_00036_18627_6973.N1	22-SEP-2005 08:55:54	Straylight	41.000	148	Alp Tuc	2.8780	4100.0	82	18627	No

102	GOM_NL__2PRFIN20050922_085940_000000402041_00036_18627_6974.N1	22-SEP-2005 08:59:40	Straylight	39.500	31	Alp Gru	1.7340	15200.	79	18627	No
103	GOM_NL__2PRFIN20050922_090227_000000382041_00036_18627_6975.N1	22-SEP-2005 09:02:27	Straylight	38.000	172	Gam Gru	3.0030	13100.	76	18627	No
104	GOM_NL__2PRFIN20050922_090357_000000412041_00036_18627_6976.N1	22-SEP-2005 09:03:57	Straylight	40.500	18	24Alp PsA	1.1660	9700.0	81	18627	No
105	GOM_NL__2PRFIN20050922_090827_000000392041_00036_18627_6977.N1	22-SEP-2005 09:08:27	Tw_i_and_stray	38.500	142	49Del Cap	2.8500	8900.0	77	18627	No
106	GOM_NL__2PRFIN20050922_091237_000000382041_00036_18627_6978.N1	22-SEP-2005 09:12:37	Bright	37.500	162	34Alp Aqr	2.9440	5350.0	75	18627	No
107	GOM_NL__2PRFIN20050922_091540_000000392041_00036_18627_6979.N1	22-SEP-2005 09:15:40	Bright	38.500	61	8Eps Peg	2.1000	3900.0	77	18627	No
108	GOM_NL__2PRFIN20050922_092314_000000402041_00036_18627_6980.N1	22-SEP-2005 09:23:14	Bright	39.500	92	53Eps Cyg	2.5000	4500.0	79	18627	No
109	GOM_NL__2PRFIN20050922_092615_000000382041_00036_18627_6981.N1	22-SEP-2005 09:26:15	Bright	37.500	19	50Alp Cyg	1.2460	10500.	75	18627	No
110	GOM_NL__2PRFIN20050922_093019_000000352041_00036_18627_6982.N1	22-SEP-2005 09:30:19	Bright	34.500	89	5Alp Cep	2.4510	8000.0	69	18627	No
111	GOM_NL__2PRFIN20050922_093915_000000372041_00036_18627_6983.N1	22-SEP-2005 09:39:15	Bright	36.500	60	7Bet UMi	2.0810	3950.0	73	18627	No
112	GOM_NL__2PRFIN20050922_094527_000000362041_00036_18627_6984.N1	22-SEP-2005 09:45:27	Bright	35.500	36	50Alp UMa	1.8000	6300.0	71	18627	No
113	GOM_NL__2PRFIN20050922_094655_000000342041_00036_18627_6985.N1	22-SEP-2005 09:46:55	Bright	33.500	82	48Bet UMa	2.3650	10600.	67	18627	No
114	GOM_NL__2PRFIN20050922_095003_000000342041_00036_18627_6986.N1	22-SEP-2005 09:50:03	Bright	33.500	174	52Psi UMa	3.0040	4400.0	67	18627	No
115	GOM_NL__2PRFIN20050922_101541_000000452041_00036_18627_6987.N1	22-SEP-2005 10:15:41	Dark	44.500	65	Lam Vel	2.2040	4400.0	89	18627	No
116	GOM_NL__2PRFIN20050922_101900_000000402041_00036_18627_6988.N1	22-SEP-2005 10:19:00	Dark	40.000	46	Del Vel	1.9540	10600.	80	18627	No
117	GOM_NL__2PRFIN20050922_102034_000000442041_00036_18627_6989.N1	22-SEP-2005 10:20:34	Dark	44.000	41	Eps Car	1.8600	4100.0	88	18627	No
118	GOM_NL__2PRFIN20050922_102238_000000392041_00037_18628_6971.N1	22-SEP-2005 10:22:38	Dark	38.500	29	Bet Car	1.6720	10200.	77	18628	No
119	GOM_NL__2PRFIN20050922_103101_000000372041_00037_18628_6972.N1	22-SEP-2005 10:31:01	Dark	36.500	135	Bet Hyi	2.8200	5800.0	73	18628	No
120	GOM_NL__2PRFIN20050922_103630_000000402041_00037_18628_6973.N1	22-SEP-2005 10:36:30	Straylight	40.000	148	Alp Tuc	2.8780	4100.0	80	18628	No
121	GOM_NL__2PRFIN20050922_104016_000000362041_00037_18628_6974.N1	22-SEP-2005 10:40:16	Straylight	36.000	31	Alp Gru	1.7340	15200.	72	18628	No
122	GOM_NL__2PRFIN20050922_104303_000000382041_00037_18628_6975.N1	22-SEP-2005 10:43:03	Straylight	38.000	172	Gam Gru	3.0030	13100.	76	18628	No
123	GOM_NL__2PRFIN20050922_104433_000000412041_00037_18628_6976.N1	22-SEP-2005 10:44:33	Straylight	40.500	18	24Alp PsA	1.1660	9700.0	81	18628	No
124	GOM_NL__2PRFIN20050922_104903_000000412041_00037_18628_6977.N1	22-SEP-2005 10:49:03	Tw_i_and_stray	40.500	142	49Del Cap	2.8500	8900.0	81	18628	No
125	GOM_NL__2PRFIN20050922_105313_000000382041_00037_18628_6978.N1	22-SEP-2005 10:53:13	Bright	37.500	162	34Alp Aqr	2.9440	5350.0	75	18628	No
126	GOM_NL__2PRFIN20050922_105616_000000382041_00037_18628_6979.N1	22-SEP-2005 10:56:16	Bright	38.000	61	8Eps Peg	2.1000	3900.0	76	18628	No
127	GOM_NL__2PRFIN20050922_110350_000000382041_00037_18628_6980.N1	22-SEP-2005 11:03:50	Bright	38.000	92	53Eps Cyg	2.5000	4500.0	76	18628	No
128	GOM_NL__2PRFIN20050922_110652_000000362041_00037_18628_6981.N1	22-SEP-2005 11:06:52	Bright	35.500	19	50Alp Cyg	1.2460	10500.	71	18628	No
129	GOM_NL__2PRFIN20050922_111054_000000362041_00037_18628_6982.N1	22-SEP-2005 11:10:54	Bright	36.000	89	5Alp Cep	2.4510	8000.0	72	18628	No
130	GOM_NL__2PRFIN20050922_111951_000000382041_00037_18628_6983.N1	22-SEP-2005 11:19:51	Bright	38.000	60	7Bet UMi	2.0810	3950.0	76	18628	No
131	GOM_NL__2PRFIN20050922_112603_000000362041_00037_18628_6984.N1	22-SEP-2005 11:26:03	Bright	36.000	36	50Alp UMa	1.8000	6300.0	72	18628	No
132	GOM_NL__2PRFIN20050922_112731_000000352041_00037_18628_6985.N1	22-SEP-2005 11:27:31	Bright	35.000	82	48Bet UMa	2.3650	10600.	70	18628	No
133	GOM_NL__2PRFIN20050922_113039_000000342041_00037_18628_6986.N1	22-SEP-2005 11:30:39	Bright	33.500	174	52Psi UMa	3.0040	4400.0	67	18628	No
134	GOM_NL__2PRFIN20050922_115617_000000422041_00037_18628_6987.N1	22-SEP-2005 11:56:17	Dark	42.000	65	Lam Vel	2.2040	4400.0	84	18628	No
135	GOM_NL__2PRFIN20050922_115913_000000382041_00037_18628_6988.N1	22-SEP-2005 11:59:13	Dark	37.500	91	Kap Vel	2.4900	26000.	75	18628	No
136	GOM_NL__2PRFIN20050922_120024_000000382041_00037_18628_6989.N1	22-SEP-2005 12:00:24	Dark	38.000	71	lot Car	2.2460	7700.0	76	18628	No
137	GOM_NL__2PRFIN20050922_120314_000000372041_00038_18629_6971.N1	22-SEP-2005 12:03:14	Dark	36.500	29	Bet Car	1.6720	10200.	73	18629	No
138	GOM_NL__2PRFIN20050922_121137_000000382041_00038_18629_6972.N1	22-SEP-2005 12:11:37	Dark	37.500	135	Bet Hyi	2.8200	5800.0	75	18629	No
139	GOM_NL__2PRFIN20050922_121706_000000422041_00038_18629_6973.N1	22-SEP-2005 12:17:06	Straylight	42.000	148	Alp Tuc	2.8780	4100.0	84	18629	No
140	GOM_NL__2PRFIN20050922_122052_000000392041_00038_18629_6974.N1	22-SEP-2005 12:20:52	Straylight	39.000	31	Alp Gru	1.7340	15200.	78	18629	No
141	GOM_NL__2PRFIN20050922_122339_000000392041_00038_18629_6975.N1	22-SEP-2005 12:23:39	Straylight	38.500	172	Gam Gru	3.0030	13100.	77	18629	No
142	GOM_NL__2PRFIN20050922_122509_000000412041_00038_18629_6976.N1	22-SEP-2005 12:25:09	Straylight	40.500	18	24Alp PsA	1.1660	9700.0	81	18629	No
143	GOM_NL__2PRFIN20050922_122940_000000402041_00038_18629_6977.N1	22-SEP-2005 12:29:40	Tw_i_and_stray	39.500	142	49Del Cap	2.8500	8900.0	79	18629	No
144	GOM_NL__2PRFIN20050922_123349_000000372041_00038_18629_6978.N1	22-SEP-2005 12:33:49	Bright	37.000	162	34Alp Aqr	2.9440	5350.0	74	18629	No
145	GOM_NL__2PRFIN20050922_123652_000000382041_00038_18629_6979.N1	22-SEP-2005 12:36:52	Bright	37.500	61	8Eps Peg	2.1000	3900.0	75	18629	No
146	GOM_NL__2PRFIN20050922_124426_000000382041_00038_18629_6980.N1	22-SEP-2005 12:44:26	Bright	38.000	92	53Eps Cyg	2.5000	4500.0	76	18629	No
147	GOM_NL__2PRFIN20050922_124728_000000382041_00038_18629_6981.N1	22-SEP-2005 12:47:28	Bright	38.000	19	50Alp Cyg	1.2460	10500.	76	18629	No
148	GOM_NL__2PRFIN20050922_125130_000000362041_00038_18629_6982.N1	22-SEP-2005 12:51:30	Bright	36.000	89	5Alp Cep	2.4510	8000.0	72	18629	No
149	GOM_NL__2PRFIN20050922_130027_000000372041_00038_18629_6983.N1	22-SEP-2005 13:00:27	Bright	36.500	60	7Bet UMi	2.0810	3950.0	73	18629	No
150	GOM_NL__2PRFIN20050922_130639_000000332041_00038_18629_6984.N1	22-SEP-2005 13:06:39	Bright	32.500	36	50Alp UMa	1.8000	6300.0	65	18629	No
151	GOM_NL__2PRFIN20050922_130807_000000342041_00038_18629_6985.N1	22-SEP-2005 13:08:07	Bright	33.500	82	48Bet UMa	2.3650	10600.	67	18629	No
152	GOM_NL__2PRFIN20050922_131115_000000332041_00038_18629_6986.N1	22-SEP-2005 13:11:15	Bright	33.000	174	52Psi UMa	3.0040	4400.0	66	18629	No
153	GOM_NL__2PRFIN20050922_133654_000000412041_00038_18629_6987.N1	22-SEP-2005 13:36:54	Dark	41.000	65	Lam Vel	2.2040	4400.0	82	18629	No
154	GOM_NL__2PRFIN20050922_133949_000000392041_00038_18629_6988.N1	22-SEP-2005 13:39:49	Dark	38.500	91	Kap Vel	2.4900	26000.	77	18629	No
155	GOM_NL__2PRFIN20050922_134100_000000382041_00038_18629_6989.N1	22-SEP-2005 13:41:00	Dark	37.500	71	lot Car	2.2460	7700.0	75	18629	No
156	GOM_NL__2PRFIN20050922_134350_000000382041_00039_18630_6971.N1	22-SEP-2005 13:43:50	Dark	38.000	29	Bet Car	1.6720	10200.	76	18630	No
157	GOM_NL__2PRFIN20050922_135213_000000382041_00039_18630_6972.N1	22-SEP-2005 13:52:13	Dark	38.000	135	Bet Hyi	2.8200	5800.0	76	18630	No
158	GOM_NL__2PRFIN20050922_135741_000000392041_00039_18630_6973.N1	22-SEP-2005 13:57:41	Straylight	38.500	148	Alp Tuc	2.8780	4100.0	77	18630	No
159	GOM_NL__2PRFIN20050922_140128_000000392041_00039_18630_6974.N1	22-SEP-2005 14:01:28	Straylight	38.500	31	Alp Gru	1.7340	15200.	77	18630	No
160	GOM_NL__2PRFIN20050922_140415_000000392041_00039_18630_6975.N1	22-SEP-2005 14:04:15	Straylight	38.500	172	Gam Gru	3.0030	13100.	77	18630	No



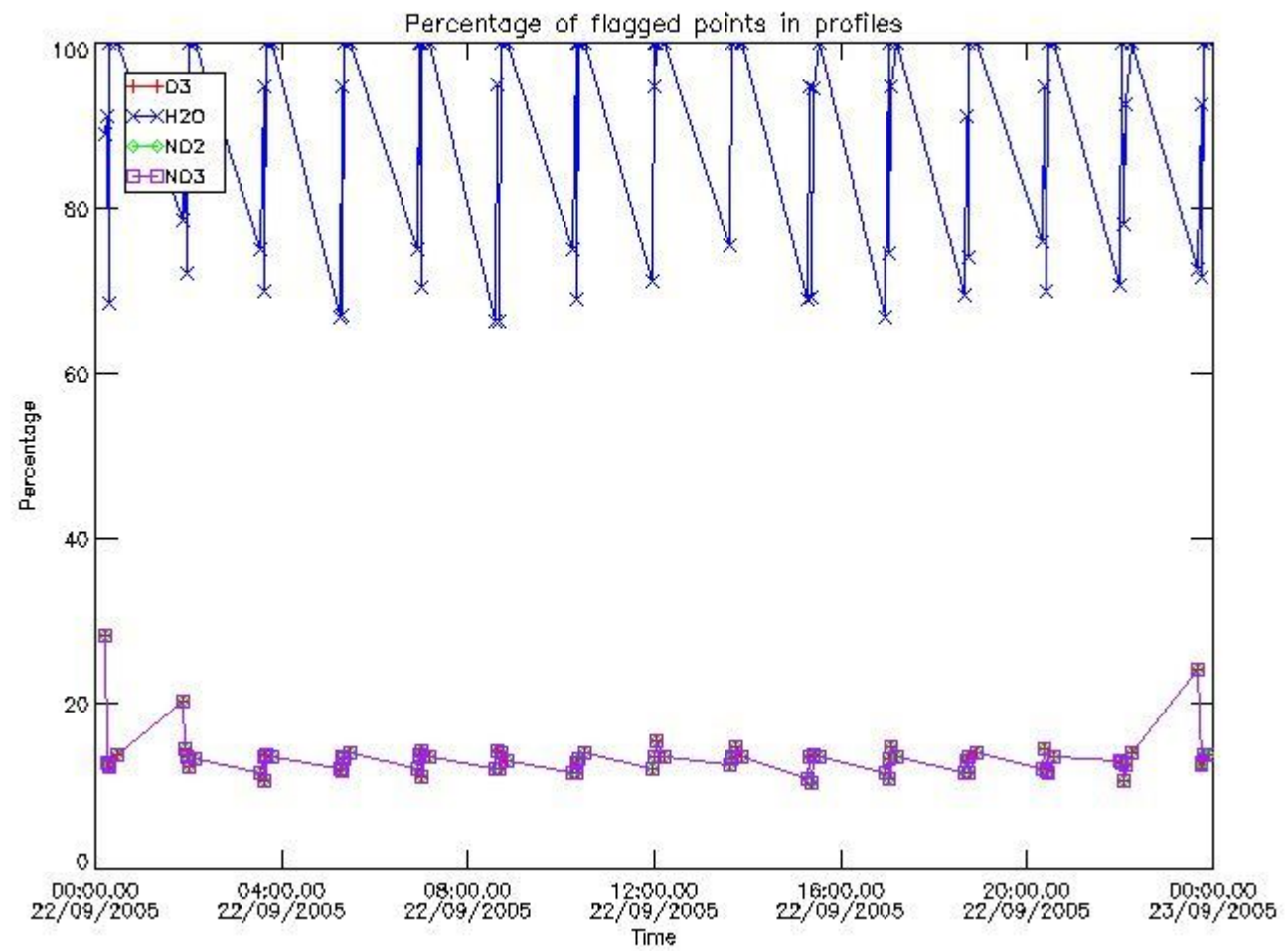
161	GOM_NL__2PRFIN20050922_140545_000000442041_00039_18630_6976.N1	22-SEP-2005 14:05:45	Straylight	43.500	18	24Alp PsA	1.1660	9700.0	87	18630	No
162	GOM_NL__2PRFIN20050922_141016_000000372041_00039_18630_6977.N1	22-SEP-2005 14:10:16	Twl_and_stray	37.000	142	49Del Cap	2.8500	8900.0	74	18630	No
163	GOM_NL__2PRFIN20050922_141425_000000372041_00039_18630_6978.N1	22-SEP-2005 14:14:25	Bright	37.000	162	34Alp Aqr	2.9440	5350.0	74	18630	No
164	GOM_NL__2PRFIN20050922_141729_000000372041_00039_18630_6979.N1	22-SEP-2005 14:17:29	Bright	36.500	61	8Eps Peg	2.1000	3900.0	73	18630	No
165	GOM_NL__2PRFIN20050922_142503_000000382041_00039_18630_6980.N1	22-SEP-2005 14:25:03	Bright	37.500	92	53Eps Cyg	2.5000	4500.0	75	18630	No
166	GOM_NL__2PRFIN20050922_142804_000000372041_00039_18630_6981.N1	22-SEP-2005 14:28:04	Bright	36.500	19	50Alp Cyg	1.2460	10500.	73	18630	No
167	GOM_NL__2PRFIN20050922_143206_000000332041_00039_18630_6982.N1	22-SEP-2005 14:32:06	Bright	33.000	89	5Alp Cep	2.4510	8000.0	66	18630	No
168	GOM_NL__2PRFIN20050922_144103_000000362041_00039_18630_6983.N1	22-SEP-2005 14:41:03	Bright	36.000	60	7Bet UMi	2.0810	3950.0	72	18630	No
169	GOM_NL__2PRFIN20050922_144715_000000362041_00039_18630_6984.N1	22-SEP-2005 14:47:15	Bright	36.000	36	50Alp UMa	1.8000	6300.0	72	18630	No
170	GOM_NL__2PRFIN20050922_144843_000000352041_00039_18630_6985.N1	22-SEP-2005 14:48:43	Bright	34.500	82	48Bet UMa	2.3650	10600.	69	18630	No
171	GOM_NL__2PRFIN20050922_145152_000000342041_00039_18630_6986.N1	22-SEP-2005 14:51:52	Bright	34.000	174	52Psi UMa	3.0040	4400.0	68	18630	No
172	GOM_NL__2PRFIN20050922_151730_000000472041_00039_18630_6987.N1	22-SEP-2005 15:17:30	Dark	47.000	65	Lam Vel	2.2040	4400.0	94	18630	No
173	GOM_NL__2PRFIN20050922_152048_000000382041_00039_18630_6988.N1	22-SEP-2005 15:20:48	Dark	37.500	46	Del Vel	1.9540	10600.	75	18630	No
174	GOM_NL__2PRFIN20050922_152222_000000492041_00039_18630_6989.N1	22-SEP-2005 15:22:22	Dark	49.000	41	Eps Car	1.8600	4100.0	98	18630	No
175	GOM_NL__2PRFIN20050922_152426_000000372041_00040_18631_6971.N1	22-SEP-2005 15:24:26	Dark	37.000	29	Bet Car	1.6720	10200.	74	18631	No
176	GOM_NL__2PRFIN20050922_153249_000000382041_00040_18631_6972.N1	22-SEP-2005 15:32:49	Dark	37.500	135	Bet Hyi	2.8200	5800.0	75	18631	No
177	GOM_NL__2PRFIN20050922_153818_000000382041_00040_18631_6973.N1	22-SEP-2005 15:38:18	Straylight	38.000	148	Alp Tuc	2.8780	4100.0	76	18631	No
178	GOM_NL__2PRFIN20050922_154204_000000402041_00040_18631_6974.N1	22-SEP-2005 15:42:04	Straylight	39.500	31	Alp Gru	1.7340	15200.	79	18631	No
179	GOM_NL__2PRFIN20050922_154452_000000382041_00040_18631_6975.N1	22-SEP-2005 15:44:52	Straylight	37.500	172	Gam Gru	3.0030	13100.	75	18631	No
180	GOM_NL__2PRFIN20050922_154622_000000442041_00040_18631_6976.N1	22-SEP-2005 15:46:22	Straylight	43.500	18	24Alp PsA	1.1660	9700.0	87	18631	No
181	GOM_NL__2PRFIN20050922_155052_000000372041_00040_18631_6977.N1	22-SEP-2005 15:50:52	Twl_and_stray	37.000	142	49Del Cap	2.8500	8900.0	74	18631	No
182	GOM_NL__2PRFIN20050922_155501_000000372041_00040_18631_6978.N1	22-SEP-2005 15:55:01	Bright	37.000	162	34Alp Aqr	2.9440	5350.0	74	18631	No
183	GOM_NL__2PRFIN20050922_155805_000000362041_00040_18631_6979.N1	22-SEP-2005 15:58:05	Bright	36.000	61	8Eps Peg	2.1000	3900.0	72	18631	No
184	GOM_NL__2PRFIN20050922_160539_000000352041_00040_18631_6980.N1	22-SEP-2005 16:05:39	Bright	35.000	92	53Eps Cyg	2.5000	4500.0	70	18631	No
185	GOM_NL__2PRFIN20050922_160840_000000382041_00040_18631_6981.N1	22-SEP-2005 16:08:40	Bright	37.500	19	50Alp Cyg	1.2460	10500.	75	18631	No
186	GOM_NL__2PRFIN20050922_161243_000000332041_00040_18631_6982.N1	22-SEP-2005 16:12:43	Bright	32.500	89	5Alp Cep	2.4510	8000.0	65	18631	No
187	GOM_NL__2PRFIN20050922_162140_000000372041_00040_18631_6983.N1	22-SEP-2005 16:21:40	Bright	37.000	60	7Bet UMi	2.0810	3950.0	74	18631	No
188	GOM_NL__2PRFIN20050922_162751_000000352041_00040_18631_6984.N1	22-SEP-2005 16:27:51	Bright	35.000	36	50Alp UMa	1.8000	6300.0	70	18631	No
189	GOM_NL__2PRFIN20050922_162920_000000352041_00040_18631_6985.N1	22-SEP-2005 16:29:20	Bright	34.500	82	48Bet UMa	2.3650	10600.	69	18631	No
190	GOM_NL__2PRFIN20050922_163228_000000522041_00040_18631_6986.N1	22-SEP-2005 16:32:28	Bright	52.000	174	52Psi UMa	3.0040	4400.0	104	18631	No
191	GOM_NL__2PRFIN20050922_165806_000000442041_00040_18631_6987.N1	22-SEP-2005 16:58:06	Dark	44.000	65	Lam Vel	2.2040	4400.0	88	18631	No
192	GOM_NL__2PRFIN20050922_170124_000000392041_00040_18631_6988.N1	22-SEP-2005 17:01:24	Dark	38.500	46	Del Vel	1.9540	10600.	77	18631	No
193	GOM_NL__2PRFIN20050922_170258_000000482041_00040_18631_6989.N1	22-SEP-2005 17:02:58	Dark	47.500	41	Eps Car	1.8600	4100.0	95	18631	No
194	GOM_NL__2PRFIN20050922_170503_000000382041_00041_18632_6991.N1	22-SEP-2005 17:05:03	Dark	38.000	29	Bet Car	1.6720	10200.	76	18632	No
195	GOM_NL__2PRFIN20050922_171325_000000382041_00041_18632_6992.N1	22-SEP-2005 17:13:25	Dark	38.000	135	Bet Hyi	2.8200	5800.0	76	18632	No
196	GOM_NL__2PRFIN20050922_171854_000000382041_00041_18632_6993.N1	22-SEP-2005 17:18:54	Straylight	38.000	148	Alp Tuc	2.8780	4100.0	76	18632	No
197	GOM_NL__2PRFIN20050922_172240_000000422041_00041_18632_6994.N1	22-SEP-2005 17:22:40	Straylight	41.500	31	Alp Gru	1.7340	15200.	83	18632	No
198	GOM_NL__2PRFIN20050922_172528_000000392041_00041_18632_6995.N1	22-SEP-2005 17:25:28	Straylight	38.500	172	Gam Gru	3.0030	13100.	77	18632	No
199	GOM_NL__2PRFIN20050922_172658_000000442041_00041_18632_6996.N1	22-SEP-2005 17:26:58	Straylight	43.500	18	24Alp PsA	1.1660	9700.0	87	18632	No
200	GOM_NL__2PRFIN20050922_173128_000000412041_00041_18632_6997.N1	22-SEP-2005 17:31:28	Twl_and_stray	41.000	142	49Del Cap	2.8500	8900.0	82	18632	No
201	GOM_NL__2PRFIN20050922_173537_000000382041_00041_18632_6998.N1	22-SEP-2005 17:35:37	Bright	37.500	162	34Alp Aqr	2.9440	5350.0	75	18632	No
202	GOM_NL__2PRFIN20050922_173841_000000372041_00041_18632_6999.N1	22-SEP-2005 17:38:41	Bright	37.000	61	8Eps Peg	2.1000	3900.0	74	18632	No
203	GOM_NL__2PRFIN20050922_174615_000000372041_00041_18632_7000.N1	22-SEP-2005 17:46:15	Bright	36.500	92	53Eps Cyg	2.5000	4500.0	73	18632	No
204	GOM_NL__2PRFIN20050922_174917_000000352041_00041_18632_7001.N1	22-SEP-2005 17:49:17	Bright	35.000	19	50Alp Cyg	1.2460	10500.	70	18632	No
205	GOM_NL__2PRFIN20050922_175319_000000452041_00041_18632_7002.N1	22-SEP-2005 17:53:19	Bright	45.000	89	5Alp Cep	2.4510	8000.0	90	18632	No
206	GOM_NL__2PRFIN20050922_180216_000000382041_00041_18632_7003.N1	22-SEP-2005 18:02:16	Bright	38.000	60	7Bet UMi	2.0810	3950.0	76	18632	No
207	GOM_NL__2PRFIN20050922_180827_000000362041_00041_18632_7004.N1	22-SEP-2005 18:08:27	Bright	36.000	36	50Alp UMa	1.8000	6300.0	72	18632	No
208	GOM_NL__2PRFIN20050922_180956_000000342041_00041_18632_7005.N1	22-SEP-2005 18:09:56	Bright	33.500	82	48Bet UMa	2.3650	10600.	67	18632	No
209	GOM_NL__2PRFIN20050922_181304_000000332041_00041_18632_7006.N1	22-SEP-2005 18:13:04	Bright	32.500	174	52Psi UMa	3.0040	4400.0	65	18632	No
210	GOM_NL__2PRFIN20050922_183842_000000452041_00041_18632_7007.N1	22-SEP-2005 18:38:42	Dark	44.500	65	Lam Vel	2.2040	4400.0	89	18632	No
211	GOM_NL__2PRFIN20050922_184201_000000402041_00041_18632_7008.N1	22-SEP-2005 18:42:01	Dark	39.500	46	Del Vel	1.9540	10600.	79	18632	No
212	GOM_NL__2PRFIN20050922_184335_000000452041_00041_18632_7009.N1	22-SEP-2005 18:43:35	Dark	44.500	41	Eps Car	1.8600	4100.0	89	18632	No
213	GOM_NL__2PRFIN20050922_184539_000000382041_00042_18633_6991.N1	22-SEP-2005 18:45:39	Dark	38.000	29	Bet Car	1.6720	10200.	76	18633	No
214	GOM_NL__2PRFIN20050922_185402_000000372041_00042_18633_6992.N1	22-SEP-2005 18:54:02	Dark	36.500	135	Bet Hyi	2.8200	5800.0	73	18633	No
215	GOM_NL__2PRFIN20050922_185930_000000442041_00042_18633_6993.N1	22-SEP-2005 18:59:30	Straylight	44.000	148	Alp Tuc	2.8780	4100.0	88	18633	No
216	GOM_NL__2PRFIN20050922_190316_000000432041_00042_18633_6994.N1	22-SEP-2005 19:03:16	Straylight	42.500	31	Alp Gru	1.7340	15200.	85	18633	No
217	GOM_NL__2PRFIN20050922_190604_000000392041_00042_18633_6995.N1	22-SEP-2005 19:06:04	Straylight	39.000	172	Gam Gru	3.0030	13100.	78	18633	No
218	GOM_NL__2PRFIN20050922_190734_000000432041_00042_18633_6996.N1	22-SEP-2005 19:07:34	Straylight	42.500	18	24Alp PsA	1.1660	9700.0	85	18633	No
219	GOM_NL__2PRFIN20050922_191204_000000402041_00042_18633_6997.N1	22-SEP-2005 19:12:04	Twl_and_stray	40.000	142	49Del Cap	2.8500	8900.0	80	18633	No

220	GOM_NL__2PRFIN20050922_191614_000000372041_00042_18633_6998.N1	22-SEP-2005 19:16:14	Bright	37.000	162	34Alp Aqr	2.9440	5350.0	74	18633	No
221	GOM_NL__2PRFIN20050922_191917_000000382041_00042_18633_6999.N1	22-SEP-2005 19:19:17	Bright	38.000	61	8Eps Peg	2.1000	3900.0	76	18633	No
222	GOM_NL__2PRFIN20050922_192652_000000402041_00042_18633_7000.N1	22-SEP-2005 19:26:52	Bright	39.500	92	53Eps Cyg	2.5000	4500.0	79	18633	No
223	GOM_NL__2PRFIN20050922_192953_000000372041_00042_18633_7001.N1	22-SEP-2005 19:29:53	Bright	36.500	19	50Alp Cyg	1.2460	10500.	73	18633	No
224	GOM_NL__2PRFIN20050922_193355_000000352041_00042_18633_7002.N1	22-SEP-2005 19:33:55	Bright	35.000	89	5Alp Cep	2.4510	8000.0	70	18633	No
225	GOM_NL__2PRFIN20050922_194252_000000362041_00042_18633_7003.N1	22-SEP-2005 19:42:52	Bright	35.500	60	7Bet UMi	2.0810	3950.0	71	18633	No
226	GOM_NL__2PRFIN20050922_194904_000000342041_00042_18633_7004.N1	22-SEP-2005 19:49:04	Bright	33.500	36	50Alp UMa	1.8000	6300.0	67	18633	No
227	GOM_NL__2PRFIN20050922_195032_000000332041_00042_18633_7005.N1	22-SEP-2005 19:50:32	Bright	33.000	82	48Bet UMa	2.3650	10600.	66	18633	No
228	GOM_NL__2PRFIN20050922_195340_000000342041_00042_18633_7006.N1	22-SEP-2005 19:53:40	Bright	34.000	174	52Psi UMa	3.0040	4400.0	68	18633	No
229	GOM_NL__2PRFIN20050922_201918_000000422041_00042_18633_7007.N1	22-SEP-2005 20:19:18	Dark	42.000	65	Lam Vel	2.2040	4400.0	84	18633	No
230	GOM_NL__2PRFIN20050922_202237_000000392041_00042_18633_7008.N1	22-SEP-2005 20:22:37	Dark	39.000	46	Del Vel	1.9540	10600.	78	18633	No
231	GOM_NL__2PRFIN20050922_202411_000000442041_00042_18633_7009.N1	22-SEP-2005 20:24:11	Dark	43.500	41	Eps Car	1.8600	4100.0	87	18633	No
232	GOM_NL__2PRFIN20050922_202615_000000452041_00043_18634_6991.N1	22-SEP-2005 20:26:15	Dark	44.500	29	Bet Car	1.6720	10200.	89	18634	No
233	GOM_NL__2PRFIN20050922_203438_000000382041_00043_18634_6992.N1	22-SEP-2005 20:34:38	Dark	38.000	135	Bet Hyi	2.8200	5800.0	76	18634	No
234	GOM_NL__2PRFIN20050922_204006_000000432041_00043_18634_6993.N1	22-SEP-2005 20:40:06	Straylight	42.500	148	Alp Tuc	2.8780	4100.0	85	18634	No
235	GOM_NL__2PRFIN20050922_204352_000000402041_00043_18634_6994.N1	22-SEP-2005 20:43:52	Straylight	40.000	31	Alp Gru	1.7340	15200.	80	18634	No
236	GOM_NL__2PRFIN20050922_204640_000000372041_00043_18634_6995.N1	22-SEP-2005 20:46:40	Straylight	36.500	172	Gam Gru	3.0030	13100.	73	18634	No
237	GOM_NL__2PRFIN20050922_204810_000000442041_00043_18634_6996.N1	22-SEP-2005 20:48:10	Straylight	43.500	18	24Alp PsA	1.1660	9700.0	87	18634	No
238	GOM_NL__2PRFIN20050922_205240_000000382041_00043_18634_6997.N1	22-SEP-2005 20:52:40	Tw_i_and_stray	38.000	142	49Del Cap	2.8500	8900.0	76	18634	No
239	GOM_NL__2PRFIN20050922_205650_000000372041_00043_18634_6998.N1	22-SEP-2005 20:56:50	Bright	37.000	162	34Alp Aqr	2.9440	5350.0	74	18634	No
240	GOM_NL__2PRFIN20050922_205953_000000372041_00043_18634_6999.N1	22-SEP-2005 20:59:53	Bright	37.000	61	8Eps Peg	2.1000	3900.0	74	18634	No
241	GOM_NL__2PRFIN20050922_210728_000000392041_00043_18634_7000.N1	22-SEP-2005 21:07:28	Bright	38.500	92	53Eps Cyg	2.5000	4500.0	77	18634	No
242	GOM_NL__2PRFIN20050922_211029_000000392041_00043_18634_7001.N1	22-SEP-2005 21:10:29	Bright	38.500	19	50Alp Cyg	1.2460	10500.	77	18634	No
243	GOM_NL__2PRFIN20050922_211431_000000352041_00043_18634_7002.N1	22-SEP-2005 21:14:31	Bright	35.000	89	5Alp Cep	2.4510	8000.0	70	18634	No
244	GOM_NL__2PRFIN20050922_212328_000000372041_00043_18634_7003.N1	22-SEP-2005 21:23:28	Bright	36.500	60	7Bet UMi	2.0810	3950.0	73	18634	No
245	GOM_NL__2PRFIN20050922_212940_000000382041_00043_18634_7004.N1	22-SEP-2005 21:29:40	Bright	37.500	36	50Alp UMa	1.8000	6300.0	75	18634	No
246	GOM_NL__2PRFIN20050922_213108_000000412041_00043_18634_7005.N1	22-SEP-2005 21:31:08	Bright	40.500	82	48Bet UMa	2.3650	10600.	81	18634	No
247	GOM_NL__2PRFIN20050922_213416_000000522041_00043_18634_7006.N1	22-SEP-2005 21:34:16	Bright	51.500	174	52Psi UMa	3.0040	4400.0	103	18634	No
248	GOM_NL__2PRFIN20050922_215955_000000402041_00043_18634_7007.N1	22-SEP-2005 21:59:55	Dark	39.500	65	Lam Vel	2.2040	4400.0	79	18634	No
249	GOM_NL__2PRFIN20050922_220313_000000402041_00043_18634_7008.N1	22-SEP-2005 22:03:13	Dark	40.000	46	Del Vel	1.9540	10600.	80	18634	No
250	GOM_NL__2PRFIN20050922_220447_000000492041_00043_18634_7009.N1	22-SEP-2005 22:04:47	Dark	48.500	41	Eps Car	1.8600	4100.0	97	18634	No
251	GOM_NL__2PRFIN20050922_220651_000000412041_00044_18635_6991.N1	22-SEP-2005 22:06:51	Dark	40.500	29	Bet Car	1.6720	10200.	81	18635	No
252	GOM_NL__2PRFIN20050922_221514_000000372041_00044_18635_6992.N1	22-SEP-2005 22:15:14	Dark	36.500	135	Bet Hyi	2.8200	5800.0	73	18635	No
253	GOM_NL__2PRFIN20050922_222042_000000362041_00044_18635_6993.N1	22-SEP-2005 22:20:42	Straylight	36.000	148	Alp Tuc	2.8780	4100.0	72	18635	No
254	GOM_NL__2PRFIN20050922_222428_000000422041_00044_18635_6994.N1	22-SEP-2005 22:24:28	Straylight	41.500	31	Alp Gru	1.7340	15200.	83	18635	No
255	GOM_NL__2PRFIN20050922_222716_000000372041_00044_18635_6995.N1	22-SEP-2005 22:27:16	Straylight	36.500	172	Gam Gru	3.0030	13100.	73	18635	No
256	GOM_NL__2PRFIN20050922_222846_000000402041_00044_18635_6996.N1	22-SEP-2005 22:28:46	Straylight	39.500	18	24Alp PsA	1.1660	9700.0	79	18635	No
257	GOM_NL__2PRFIN20050922_223316_000000412041_00044_18635_6997.N1	22-SEP-2005 22:33:16	Tw_i_and_stray	41.000	142	49Del Cap	2.8500	8900.0	82	18635	No
258	GOM_NL__2PRFIN20050922_223726_000000382041_00044_18635_6998.N1	22-SEP-2005 22:37:26	Bright	37.500	162	34Alp Aqr	2.9440	5350.0	75	18635	No
259	GOM_NL__2PRFIN20050922_224029_000000372041_00044_18635_6999.N1	22-SEP-2005 22:40:29	Bright	37.000	61	8Eps Peg	2.1000	3900.0	74	18635	No
260	GOM_NL__2PRFIN20050922_224804_000000382041_00044_18635_7000.N1	22-SEP-2005 22:48:04	Bright	37.500	92	53Eps Cyg	2.5000	4500.0	75	18635	No
261	GOM_NL__2PRFIN20050922_225105_000000342041_00044_18635_7001.N1	22-SEP-2005 22:51:05	Bright	34.000	19	50Alp Cyg	1.2460	10500.	68	18635	No
262	GOM_NL__2PRFIN20050922_225507_000000352041_00044_18635_7002.N1	22-SEP-2005 22:55:07	Bright	35.000	89	5Alp Cep	2.4510	8000.0	70	18635	No
263	GOM_NL__2PRFIN20050922_230404_000000352041_00044_18635_7003.N1	22-SEP-2005 23:04:04	Bright	34.500	60	7Bet UMi	2.0810	3950.0	69	18635	No
264	GOM_NL__2PRFIN20050922_231016_000000362041_00044_18635_7004.N1	22-SEP-2005 23:10:16	Bright	36.000	36	50Alp UMa	1.8000	6300.0	72	18635	No
265	GOM_NL__2PRFIN20050922_231144_000000362041_00044_18635_7005.N1	22-SEP-2005 23:11:44	Bright	35.500	82	48Bet UMa	2.3650	10600.	71	18635	No
266	GOM_NL__2PRFIN20050922_231452_000000332041_00044_18635_7006.N1	22-SEP-2005 23:14:52	Bright	33.000	174	52Psi UMa	3.0040	4400.0	66	18635	No
267	GOM_NL__2PRFIN20050922_234031_000000442041_00044_18635_7007.N1	22-SEP-2005 23:40:31	Dark	44.000	65	Lam Vel	2.2040	4400.0	88	18635	No
268	GOM_NL__2PRFIN20050922_234349_000000402041_00044_18635_7008.N1	22-SEP-2005 23:43:49	Dark	40.000	46	Del Vel	1.9540	10600.	80	18635	No
269	GOM_NL__2PRFIN20050922_234523_000000452041_00044_18635_7009.N1	22-SEP-2005 23:45:23	Dark	44.500	41	Eps Car	1.8600	4100.0	89	18635	No
270	GOM_NL__2PRFIN20050922_234727_000000372041_00045_18636_6991.N1	22-SEP-2005 23:47:27	Dark	37.000	29	Bet Car	1.6720	10200.	74	18636	No
271	GOM_NL__2PRFIN20050922_235550_000000372041_00045_18636_6992.N1	22-SEP-2005 23:55:50	Dark	37.000	135	Bet Hyi	2.8200	5800.0	74	18636	No

### 3. Quality information per product

In this section it is plotted some information contained in the Quality Summary data set of the level 2 products. Only products in dark limb conditions and without errors (error flag in the MPH set to "0") are used.

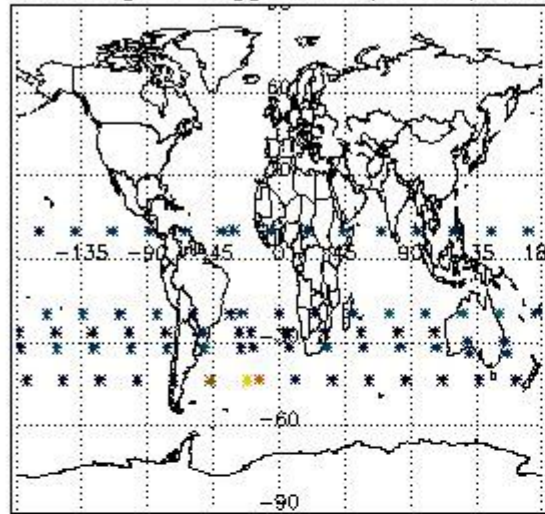
3.1 Plot quality information per product (time dependant)



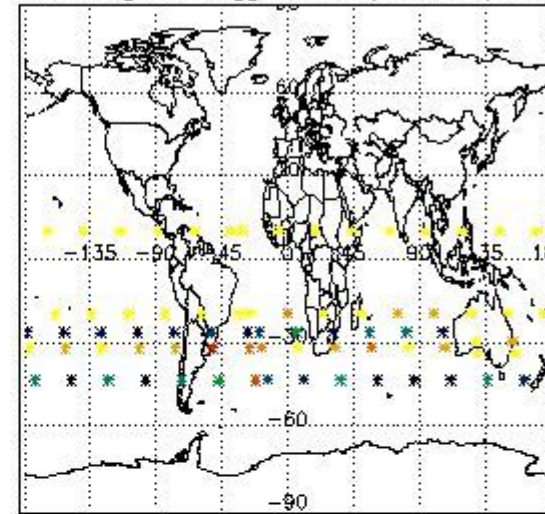
3.2 Plot quality information per product (world map)



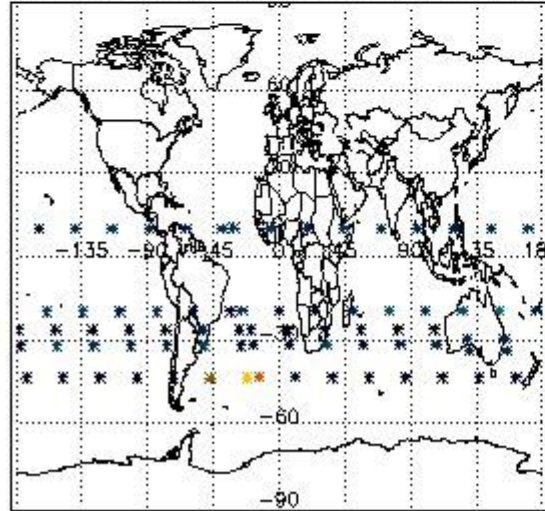
Percentage of flagged data per O3 profile



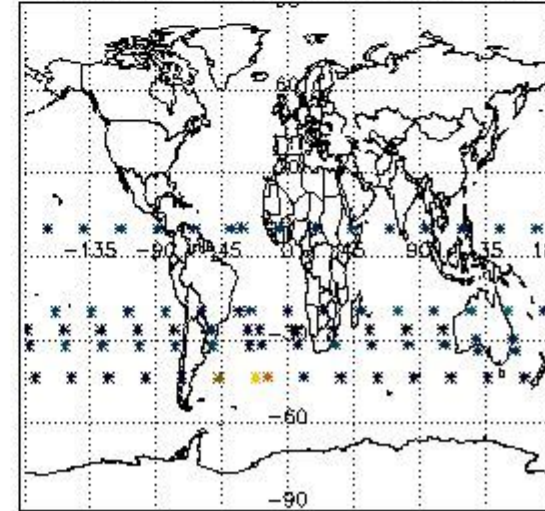
Percentage of flagged data per H2O profile



Percentage of flagged data per NO2 profile



Percentage of flagged data per NO3 profile



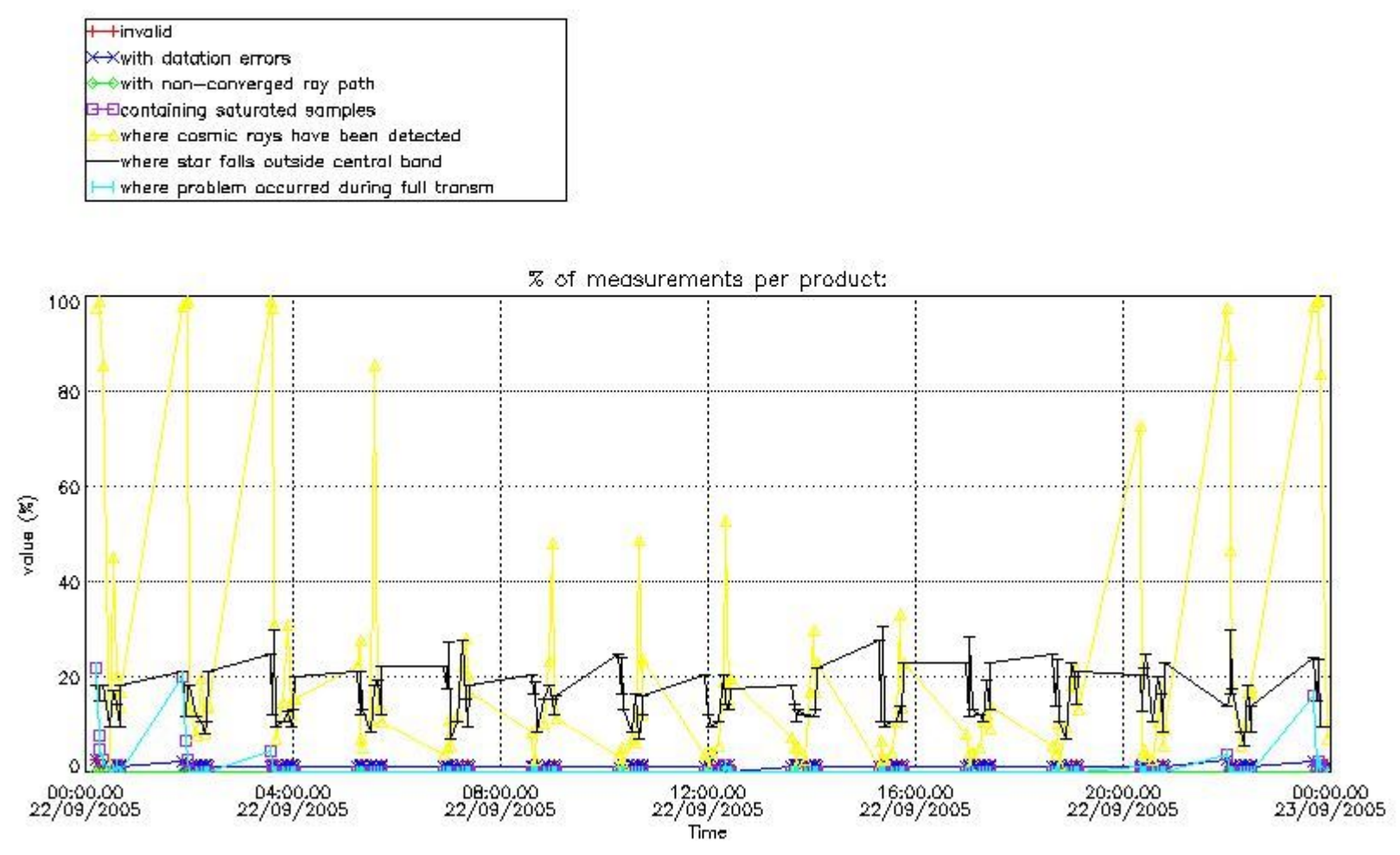
#### 4. Level 1 quality information per product

In this section it is plotted some information contained in the Quality Summary data set of the level 2 products that comes from the level 1b processing. Products without errors (error flag in the MPH set to "0") are used.

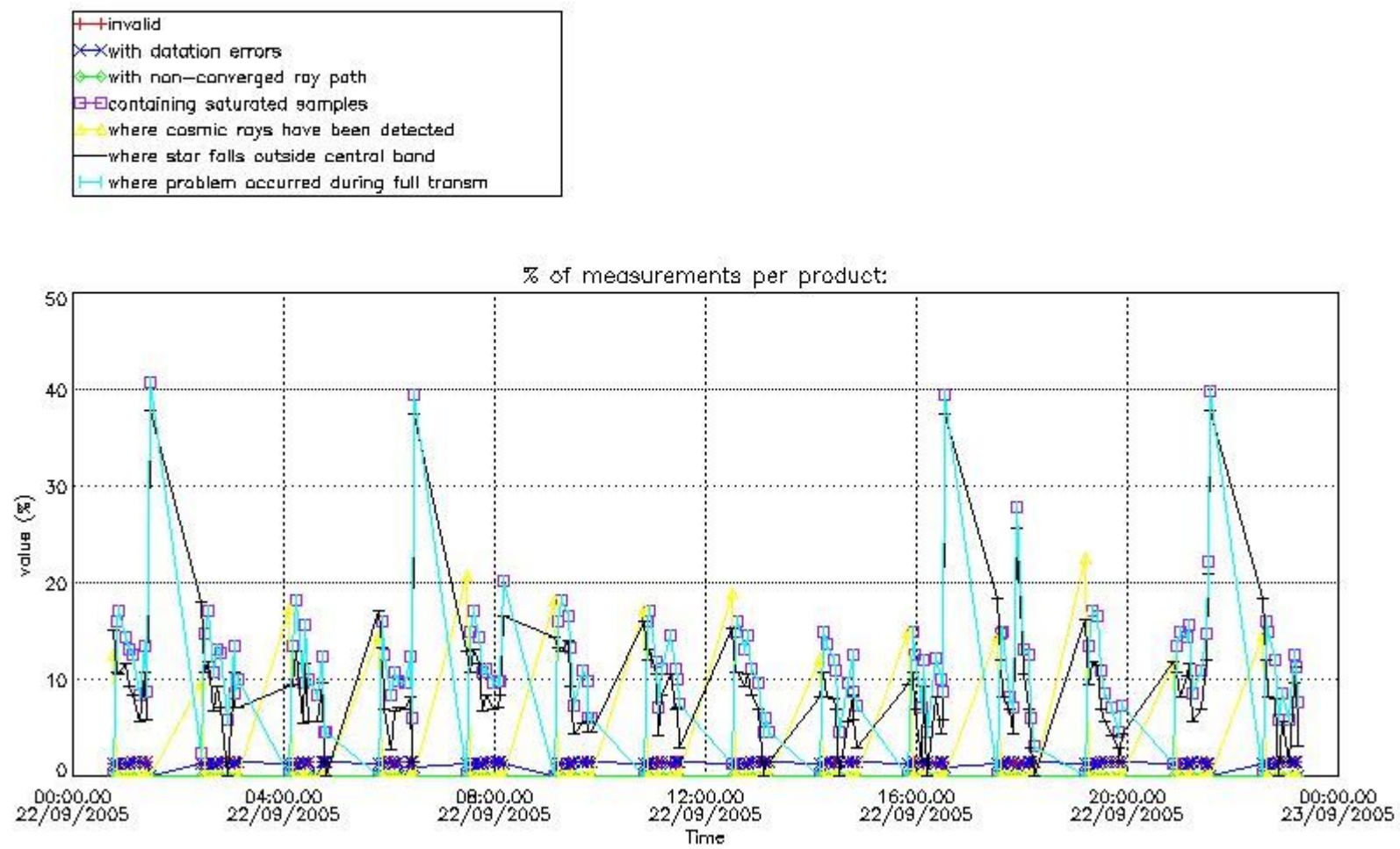
##### 4.1 Plot quality information per product (time dependant) coming from level 1b processing

##### 4.1.1 Plot level 1 quality information per product (time dependant): ENVISAT ASCENDING passes



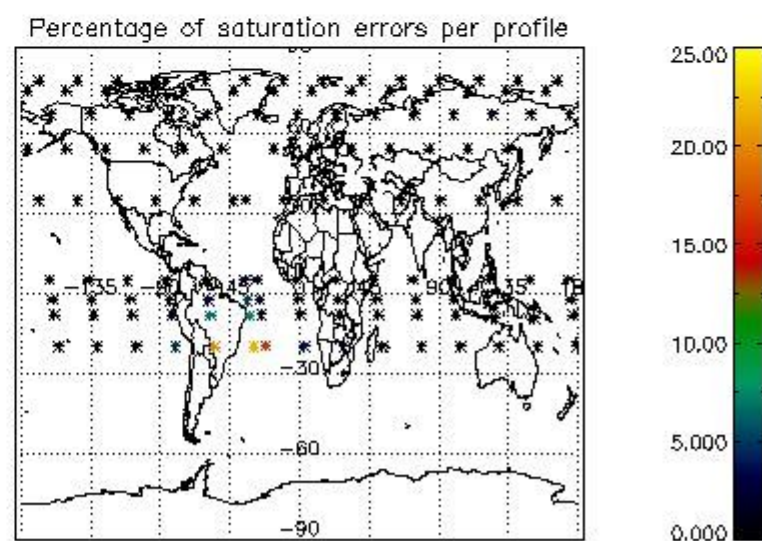
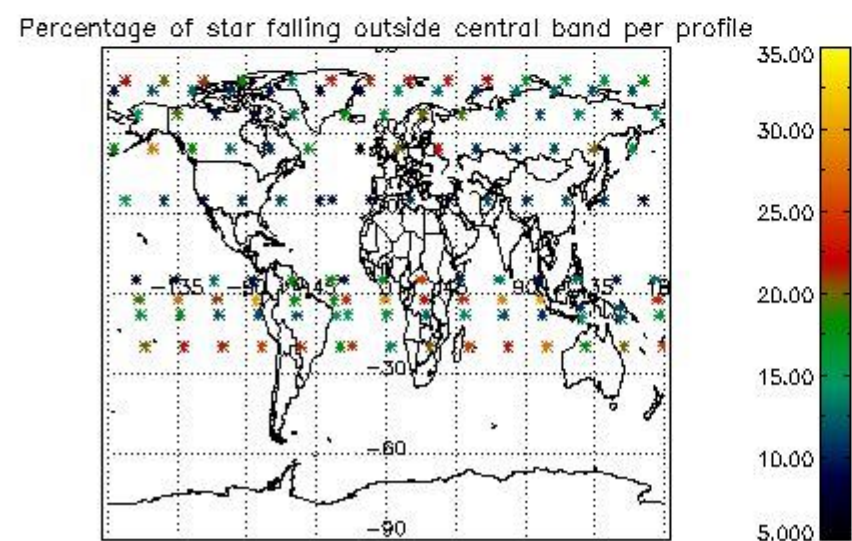
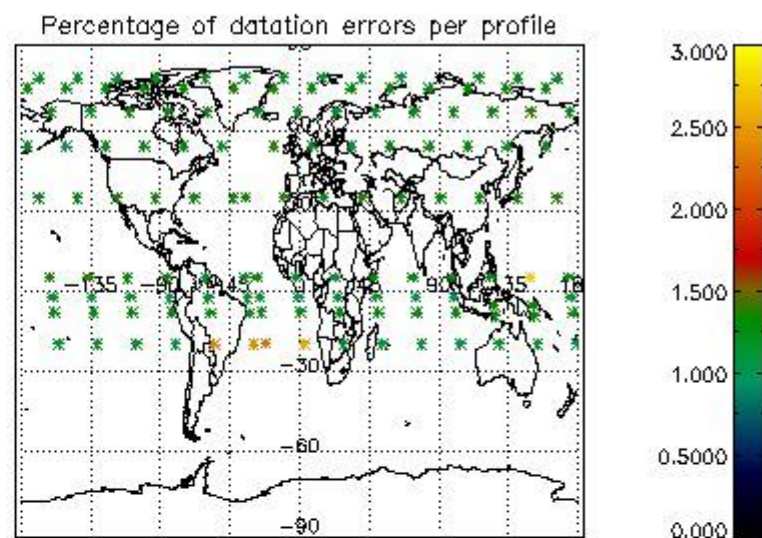
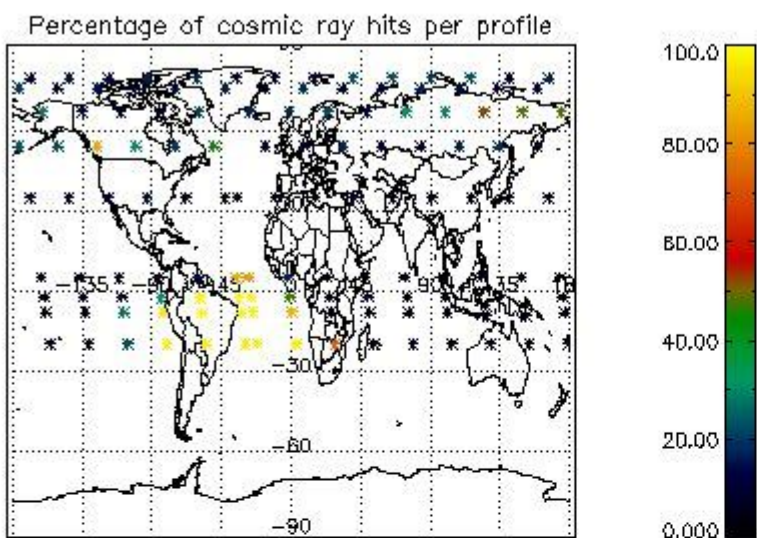


4.1.2 Plot level 1 quality information per product (time dependant): ENVI SAT DESCENDING passes



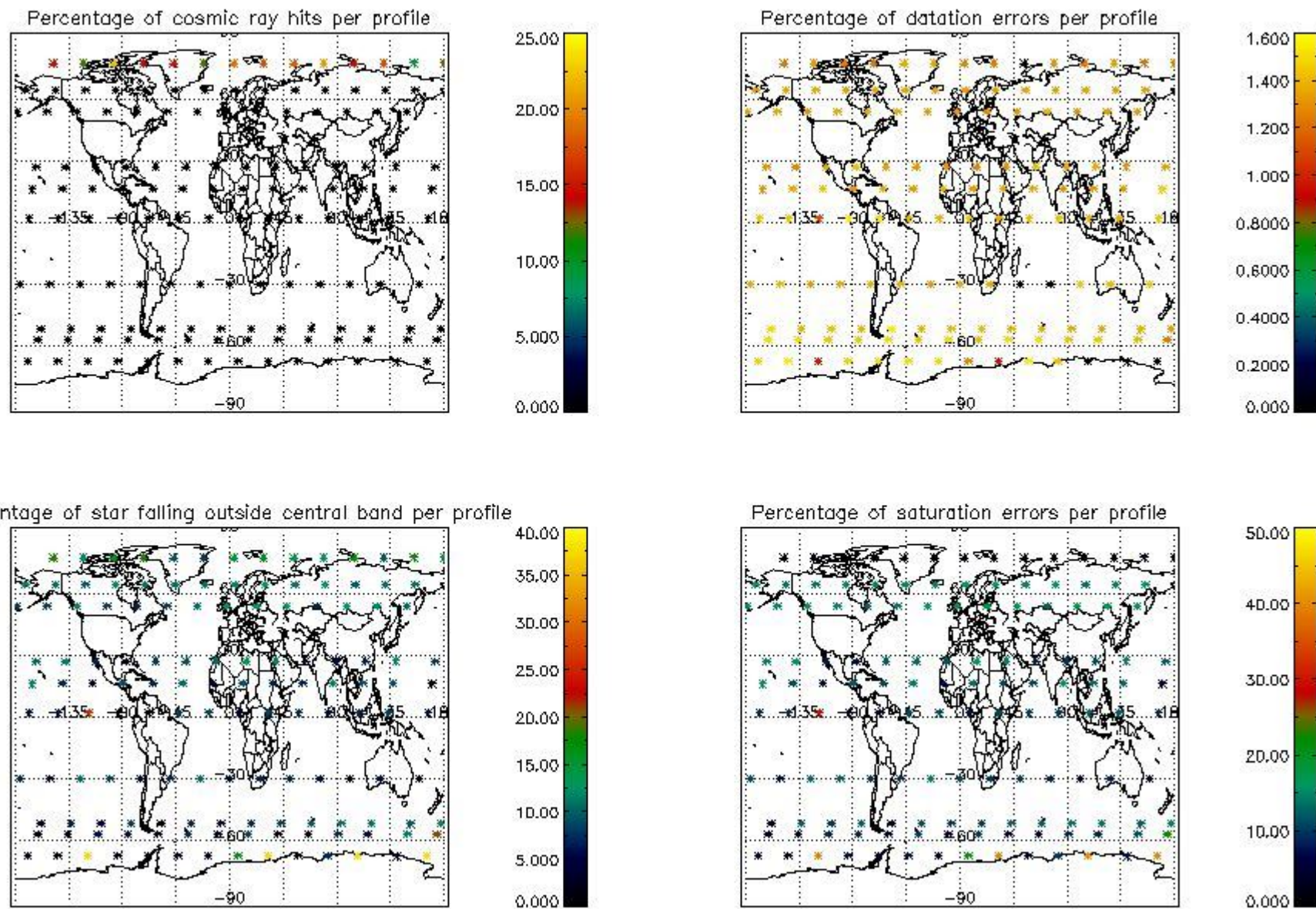
*4.2 Plot quality information per product coming from level 1b processing (world map)*

*4.2.1 Plot level 1 quality information per product (world map): ENVISAT ASCENDING passes*



4.2.2 Plot level 1 quality information per product (world map): ENVISAT DESCENDING passes





## 5. Trace gas profiles

### 5.1 Ozone statistics based on quality of products

The final quality of the products can be "measured" using the STD (Standard Deviation) attached to every point profile. This information is written to the parameter GOM\_NL\_\_2P/NL\_LOCAL\_SPECIES\_DENSITY/o3\_std of the level 2 products. The table below shows the statistics for given STD ranges.

The statistics are given with respect to the overall valid production:

- Products without fatal errors: GOM\_NL\_\_2P/MPH/PRODUCT\_ERR=0
- Valid point profile: GOM\_NL\_\_2P/NL\_LOCAL\_SPECIES\_DENSITY/pcd(0)=0

The 'Criteria' is applied to valid points of dark limb products:

- Products in dark limb illumination condition: GOM\_NL\_\_2P/NL\_SUMMARY\_QUALITY/obs\_ill\_cond=0
- Products without fatal errors: GOM\_NL\_\_2P/MPH/PRODUCT\_ERR=0
- Valid point profile: GOM\_NL\_\_2P/NL\_LOCAL\_SPECIES\_DENSITY/pcd(0)=0

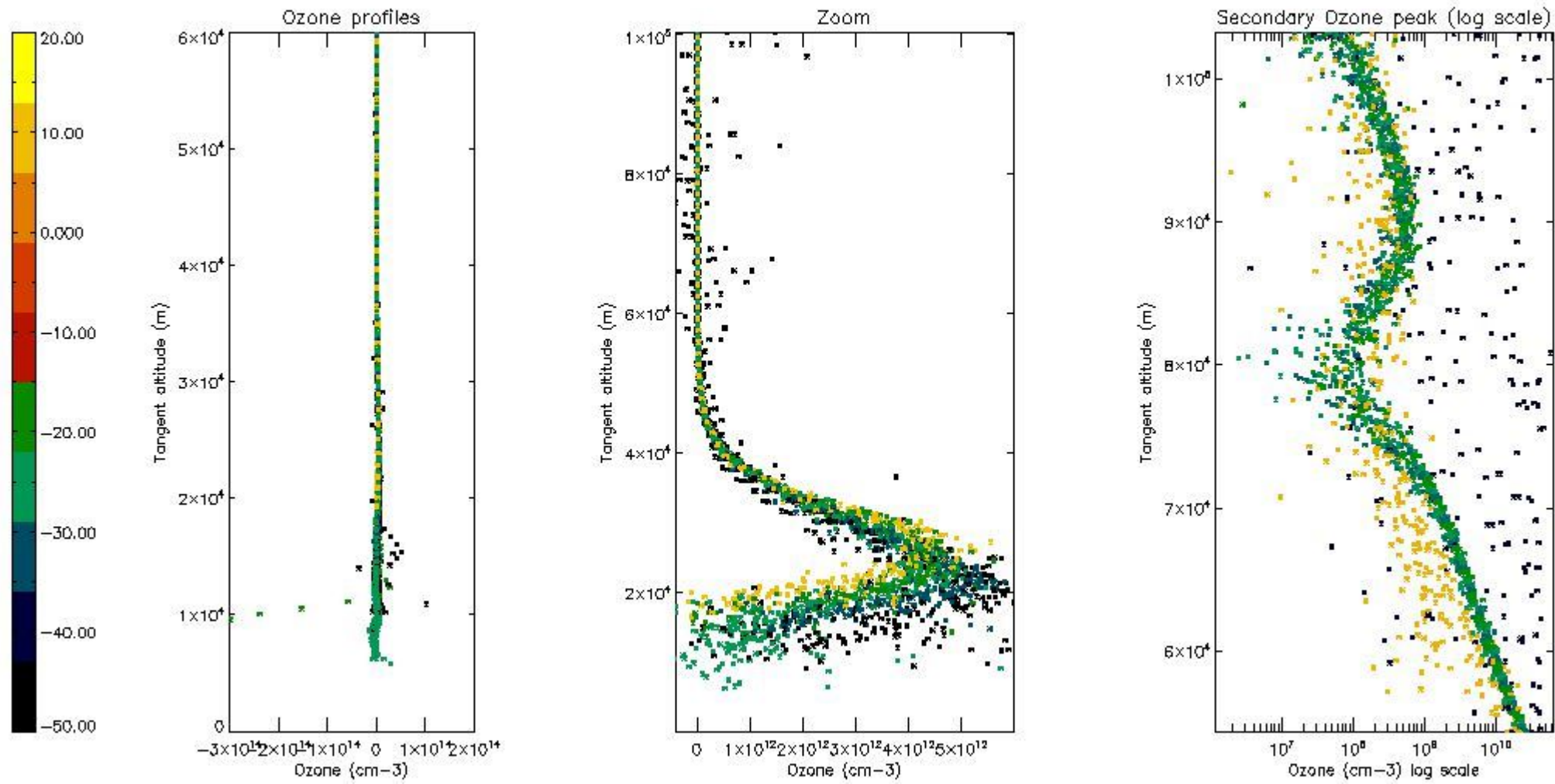
So, the table below shows the percentage of dark limb and valid observations for each criteria with respect to the overall valid daily observations.

Criteria	% of total production
All STD	30
STD < 20	15

STD < 10	12
STD < 5	5

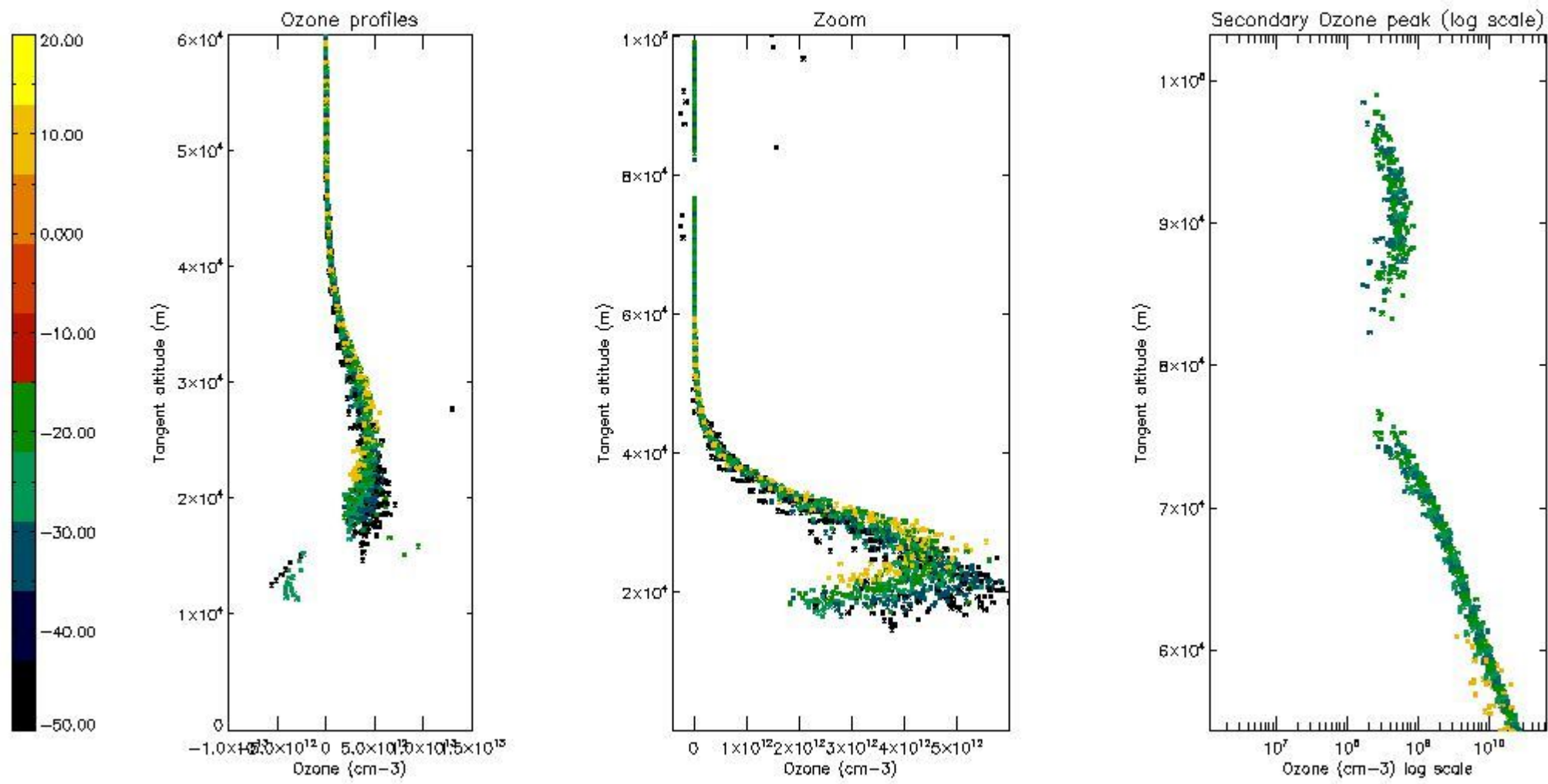
5.2 Plot ozone profiles for all STD (dark without errors)

The colorbar represents the latitude.



5.3 Plot ozone profiles where STD < 20% (dark without errors)

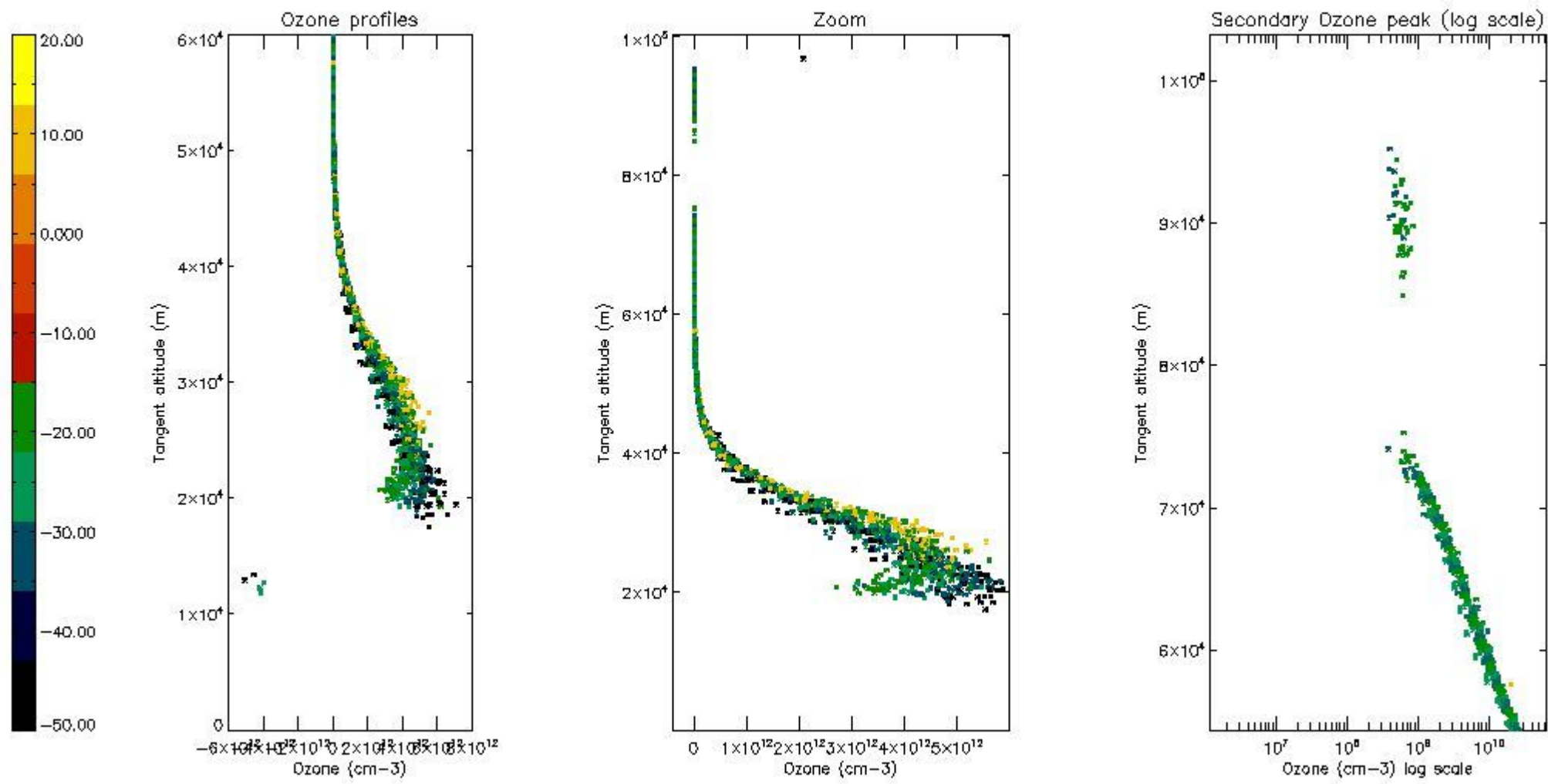
The colorbar represents the latitude.



*5.4 Plot ozone profiles where STD < 10% (dark without errors)*

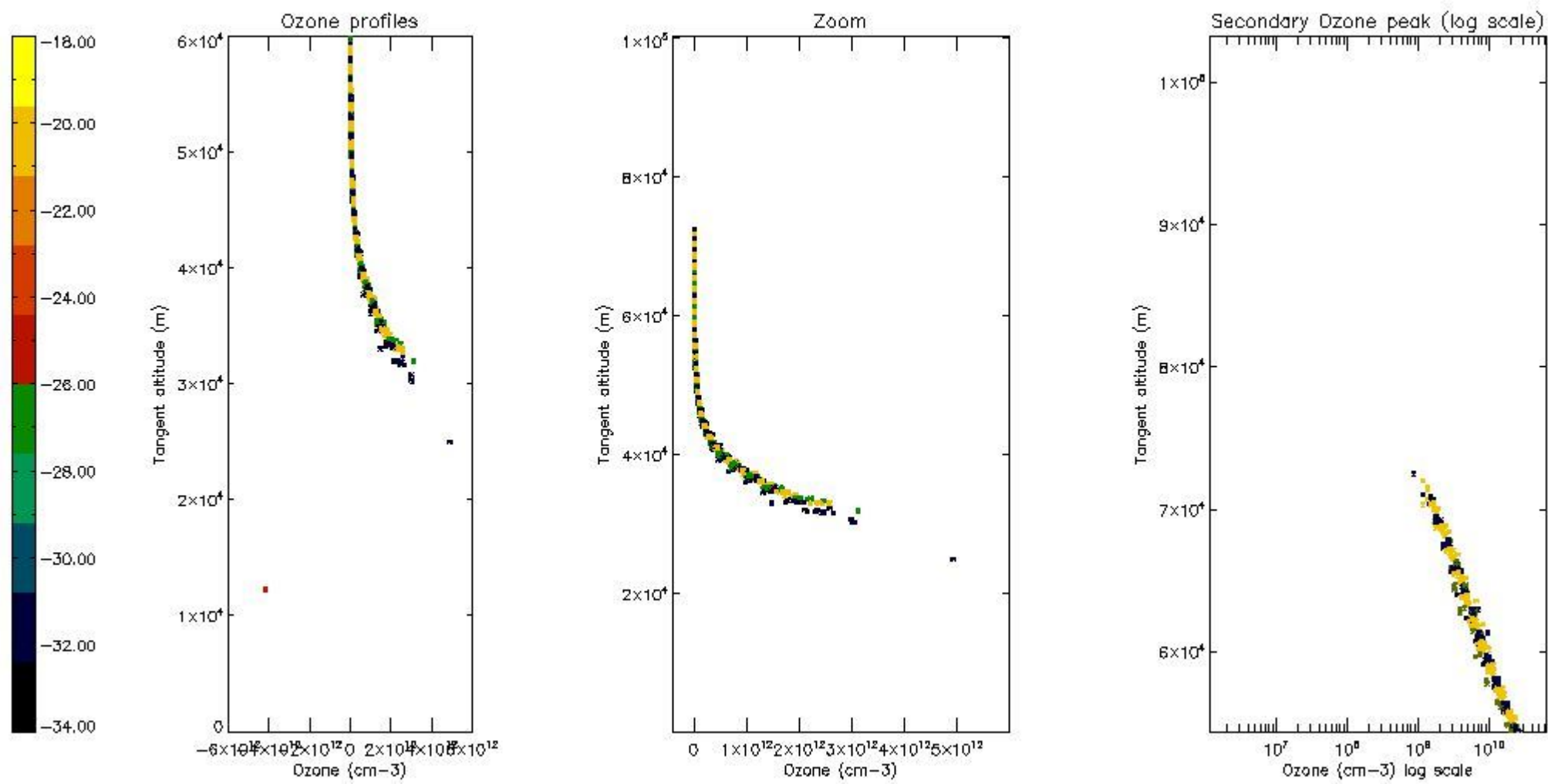
The colorbar represents the latitude.





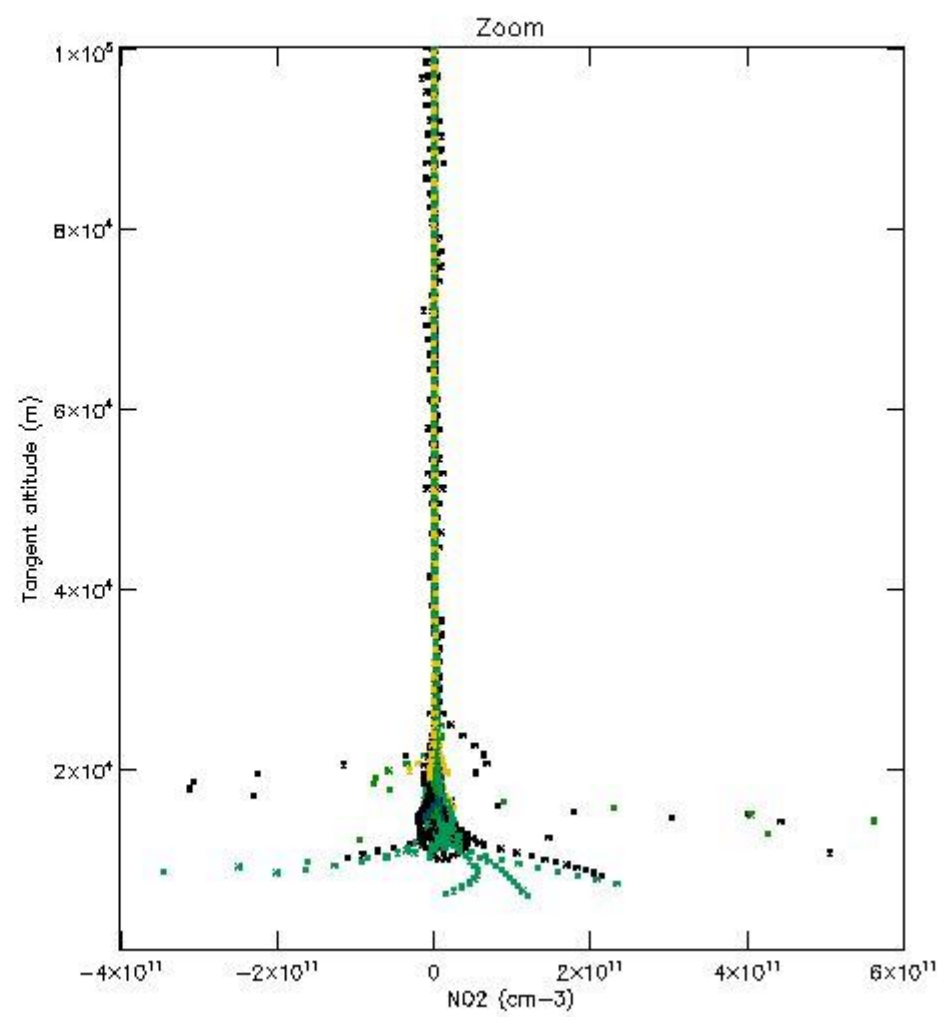
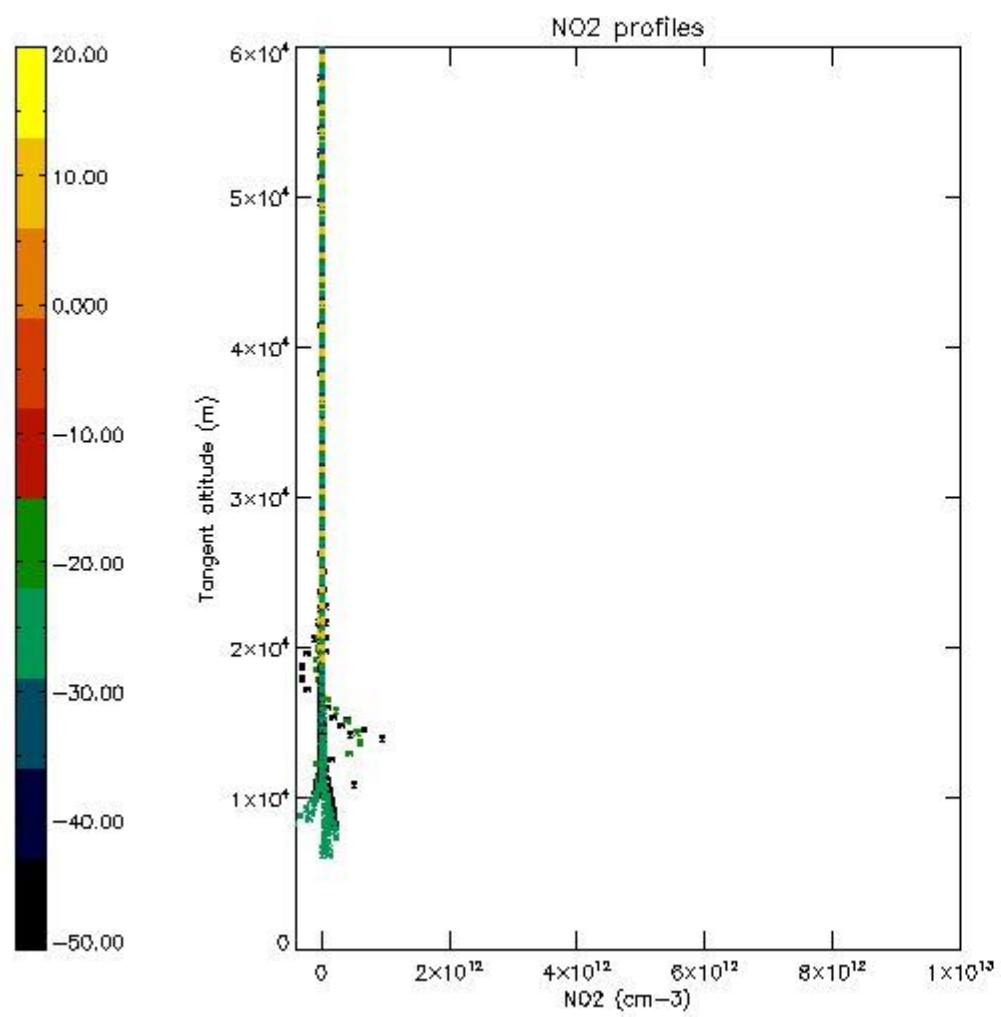
*5.5 Plot ozone profiles where  $STD < 5\%$  (dark without errors)*

The colorbar represents the latitude.



*5.6 Plot NO<sub>2</sub> profiles for all STD (dark without errors)*

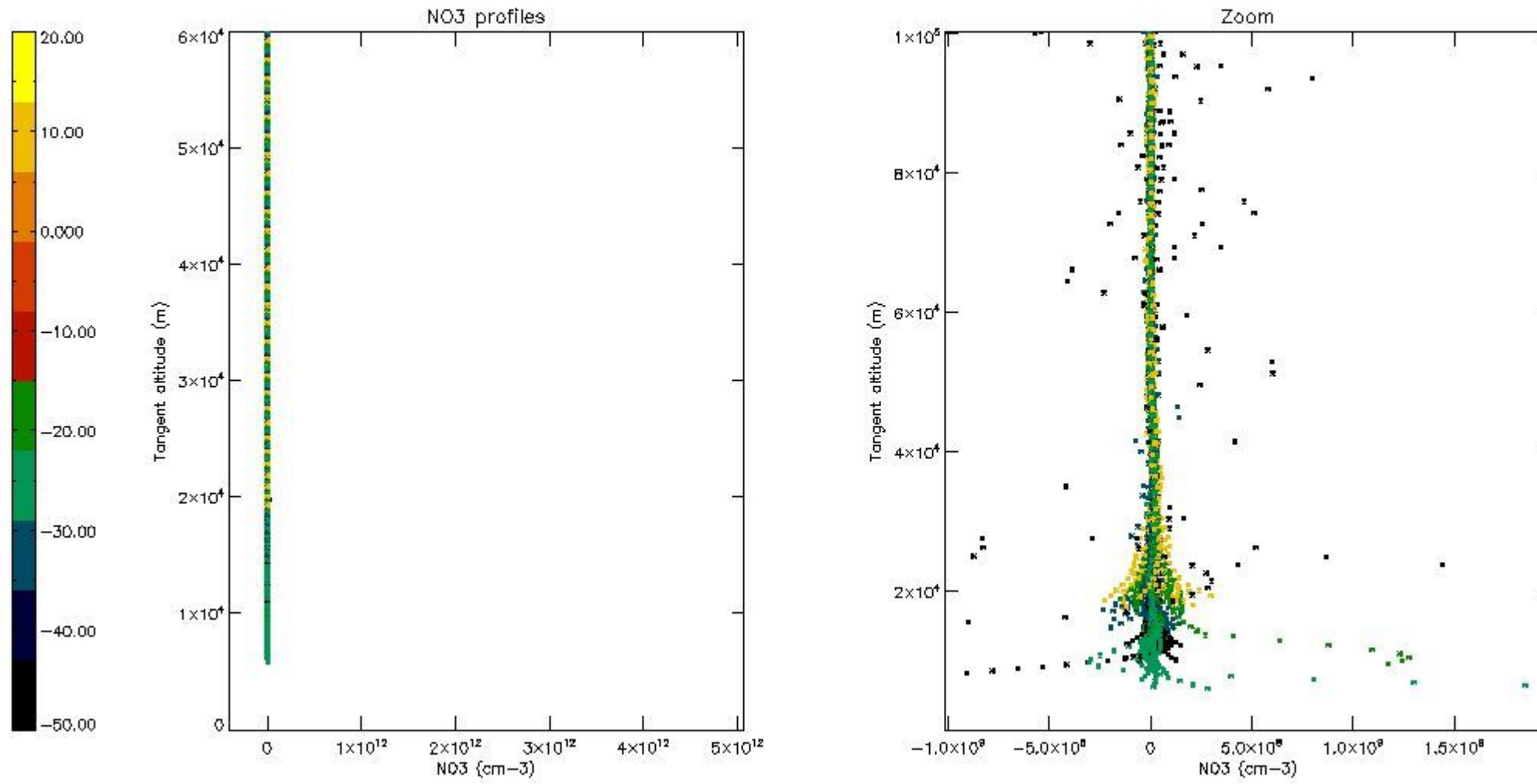
The colorbar represents the latitude.



*5.7 Plot NO3 profiles for all STD (dark without errors)*

The colorbar represents the latitude.





## 6. Auxiliary Data Files used for the production reported in section 2

The number reported in the third column indicates since which file (see list in section 2) the corresponding auxiliary file has been used. The fourth column is the date of those product files.

Type	Auxiliary Filename	Used since product	Used since product date
INST_PHYS_CHARACTERISTICS	GOM_INS_AXVIEC20091111_143220_20030716_120000_20500101_000000	1	22-SEP-2005 00:12:04
LEVEL-2_PROC_CONFIG	GOM_PR2_AXVIEC20091111_152718_20020301_000000_20500101_000000	1	22-SEP-2005 00:12:04
CROSS_SECTIONS_FILE	GOM_CRS_AXVIEC20091111_154832_20020301_000000_20500101_000000	1	22-SEP-2005 00:12:04

# GOMOS Level 2 Daily Report

## SUMMARY

### [1. General Info](#)

### [2. Summary of processed GOM\\_NL\\_2P products](#)

### [3. Level 2 Quality information per product](#)

#### [3.1 Plot of level 2 quality information per product \(time dependant\)](#)

#### [3.2 Plot of level 2 quality information per product \(world map\)](#)

### [4. Level 1 Quality information per product \(stored on level 2 products\)](#)

#### [4.1 Plot of level 1 quality information per product \(time dependant\)](#)

##### [4.1.1 Plot of level 1 quality information per product \(time dependant\): ASCENDING](#)

##### [4.1.2 Plot of level 1 quality information per product \(time dependant\): DESCENDING](#)

#### [4.2 Plot of level 1 quality information per product \(world map\)](#)

##### [4.2.1 Plot of level 1 quality information per product \(world map\): ASCENDING](#)

##### [4.2.2 Plot of level 1 quality information per product \(world map\): DESCENDING](#)

### [5. Ozone profiles based on quality statistics and other trace gas profiles](#)

#### [5.1 Ozone statistics based on quality of products](#)

#### [5.2 Plot ozone profiles for all STD \(dark without errors\)](#)

#### [5.3 Plot ozone profiles where STD < 20% \(dark without errors\)](#)

#### [5.4. Plot ozone profiles where STD < 10% \(dark without errors\)](#)

#### [5.5. Plot ozone profiles where STD < 5% \(dark without errors\)](#)

#### [5.6 Plot NO2 profiles for all STD \(dark without errors\)](#)

#### [5.7 Plot NO3 profiles for all STD \(dark without errors\)](#)

#### [5.8 Plot H2O profiles \(only for occultations of stars 1,2,3,4,13,14,16,26,63 dark without errors\) for all STD](#)

### [6. Auxiliary Data Files used for the production reported in section 2](#)

This report presents the daily analysis on parameters extracted from GOMOS level 2 data (GOM\_NL\_\_2P). It is intended to monitor some important parameters that will impact the quality of these products. A list of level 2 products (and content) that have arrived during the reporting day to the PCF is also given.

Item	Value
Time of report generation	18APR2013 11:07:33
Data source version	GOMOS/6.01
Start time of products	22-09-2005 (22SEP2005 00:00:00)
Stop time of products	23-09-2005 (23SEP2005 00:00:00)
Store outputs in DB	Yes
Nb of level 2 prods	271
Nb of prods with errors	0

## 2. Summary of processed GOM\_NL\_\_2P products.

Nr	Filename	UTC Start time	Limb	Duration	Star Id	Star Name	Star Mag	Star Temp	Nb Meas	Orbit	Prod. error
1	GOM_NL__2PRFIN20050922_001204_000000422041_00030_18621_6967.N1	22-SEP-2005 00:12:04	Dark	41.500	65	Lam Vel	2.2040	4400.0	83	18621	No
2	GOM_NL__2PRFIN20050922_001522_000000402041_00030_18621_6968.N1	22-SEP-2005 00:15:22	Dark	40.000	46	Del Vel	1.9540	10600.	80	18621	No
3	GOM_NL__2PRFIN20050922_001656_000000422041_00030_18621_6969.N1	22-SEP-2005 00:16:56	Dark	41.500	41	Eps Car	1.8600	4100.0	83	18621	No
4	GOM_NL__2PRFIN20050922_001902_000000412041_00031_18622_6971.N1	22-SEP-2005 00:19:02	Dark	41.000	29	Bet Car	1.6720	10200.	82	18622	No
5	GOM_NL__2PRFIN20050922_002725_000000372041_00031_18622_6972.N1	22-SEP-2005 00:27:25	Dark	37.000	135	Bet Hyi	2.8200	5800.0	74	18622	No
6	GOM_NL__2PRFIN20050922_003253_000000412041_00031_18622_6973.N1	22-SEP-2005 00:32:53	Straylight	41.000	148	Alp Tuc	2.8780	4100.0	82	18622	No
7	GOM_NL__2PRFIN20050922_003639_000000392041_00031_18622_6974.N1	22-SEP-2005 00:36:39	Straylight	39.000	31	Alp Gru	1.7340	15200.	78	18622	No
8	GOM_NL__2PRFIN20050922_003927_000000382041_00031_18622_6975.N1	22-SEP-2005 00:39:27	Straylight	37.500	172	Gam Gru	3.0030	13100.	75	18622	No
9	GOM_NL__2PRFIN20050922_004056_000000422041_00031_18622_6976.N1	22-SEP-2005 00:40:56	Straylight	41.500	18	24Alp PsA	1.1660	9700.0	83	18622	No
10	GOM_NL__2PRFIN20050922_004526_000000402041_00031_18622_6977.N1	22-SEP-2005 00:45:26	Twilight	40.000	142	49Del Cap	2.8500	8900.0	80	18622	No
11	GOM_NL__2PRFIN20050922_004936_000000382041_00031_18622_6978.N1	22-SEP-2005 00:49:36	Bright	37.500	162	34Alp Aqr	2.9440	5350.0	75	18622	No
12	GOM_NL__2PRFIN20050922_005239_000000382041_00031_18622_6979.N1	22-SEP-2005 00:52:39	Bright	38.000	61	8Eps Peg	2.1000	3900.0	76	18622	No
13	GOM_NL__2PRFIN20050922_010012_000000392041_00031_18622_6980.N1	22-SEP-2005 01:00:12	Bright	38.500	92	53Eps Cyg	2.5000	4500.0	77	18622	No
14	GOM_NL__2PRFIN20050922_010314_000000382041_00031_18622_6981.N1	22-SEP-2005 01:03:14	Bright	38.000	19	50Alp Cyg	1.2460	10500.	76	18622	No
15	GOM_NL__2PRFIN20050922_010718_000000362041_00031_18622_6982.N1	22-SEP-2005 01:07:18	Bright	36.000	89	5Alp Cep	2.4510	8000.0	72	18622	No
16	GOM_NL__2PRFIN20050922_011613_000000362041_00031_18622_6983.N1	22-SEP-2005 01:16:13	Bright	35.500	60	7Bet UMi	2.0810	3950.0	71	18622	No
17	GOM_NL__2PRFIN20050922_012226_000000372041_00031_18622_6984.N1	22-SEP-2005 01:22:26	Bright	37.000	36	50Alp UMa	1.8000	6300.0	74	18622	No
18	GOM_NL__2PRFIN20050922_012354_000000352041_00031_18622_6985.N1	22-SEP-2005 01:23:54	Bright	34.500	82	48Bet UMa	2.3650	10600.	69	18622	No
19	GOM_NL__2PRFIN20050922_012702_000000522041_00031_18622_6986.N1	22-SEP-2005 01:27:02	Bright	51.500	174	52Psi UMa	3.0040	4400.0	103	18622	No
20	GOM_NL__2PRFIN20050922_015240_000000432041_00031_18622_6987.N1	22-SEP-2005 01:52:40	Dark	42.500	65	Lam Vel	2.2040	4400.0	85	18622	No
21	GOM_NL__2PRFIN20050922_015558_000000392041_00031_18622_6988.N1	22-SEP-2005 01:55:58	Dark	38.500	46	Del Vel	1.9540	10600.	77	18622	No
22	GOM_NL__2PRFIN20050922_015732_000000422041_00031_18622_6989.N1	22-SEP-2005 01:57:32	Dark	41.500	41	Eps Car	1.8600	4100.0	83	18622	No
23	GOM_NL__2PRFIN20050922_015938_000000422041_00032_18623_6971.N1	22-SEP-2005 01:59:38	Dark	41.500	29	Bet Car	1.6720	10200.	83	18623	No
24	GOM_NL__2PRFIN20050922_020801_000000392041_00032_18623_6972.N1	22-SEP-2005 02:08:01	Dark	38.500	135	Bet Hyi	2.8200	5800.0	77	18623	No
25	GOM_NL__2PRFIN20050922_021329_000000382041_00032_18623_6973.N1	22-SEP-2005 02:13:29	Straylight	38.000	148	Alp Tuc	2.8780	4100.0	76	18623	No
26	GOM_NL__2PRFIN20050922_021715_000000372041_00032_18623_6974.N1	22-SEP-2005 02:17:15	Straylight	37.000	31	Alp Gru	1.7340	15200.	74	18623	No
27	GOM_NL__2PRFIN20050922_022003_000000382041_00032_18623_6975.N1	22-SEP-2005 02:20:03	Straylight	37.500	172	Gam Gru	3.0030	13100.	75	18623	No
28	GOM_NL__2PRFIN20050922_022133_000000432041_00032_18623_6976.N1	22-SEP-2005 02:21:33	Straylight	43.000	18	24Alp PsA	1.1660	9700.0	86	18623	No
29	GOM_NL__2PRFIN20050922_022603_000000422041_00032_18623_6977.N1	22-SEP-2005 02:26:03	Twilight	41.500	142	49Del Cap	2.8500	8900.0	83	18623	No
30	GOM_NL__2PRFIN20050922_023012_000000382041_00032_18623_6978.N1	22-SEP-2005 02:30:12	Bright	37.500	162	34Alp Aqr	2.9440	5350.0	75	18623	No
31	GOM_NL__2PRFIN20050922_023315_000000382041_00032_18623_6979.N1	22-SEP-2005 02:33:15	Bright	38.000	61	8Eps Peg	2.1000	3900.0	76	18623	No
32	GOM_NL__2PRFIN20050922_024048_000000372041_00032_18623_6980.N1	22-SEP-2005 02:40:48	Bright	37.000	92	53Eps Cyg	2.5000	4500.0	74	18623	No
33	GOM_NL__2PRFIN20050922_024350_000000382041_00032_18623_6981.N1	22-SEP-2005 02:43:50	Bright	38.000	19	50Alp Cyg	1.2460	10500.	76	18623	No
34	GOM_NL__2PRFIN20050922_024754_000000362041_00032_18623_6982.N1	22-SEP-2005 02:47:54	Bright	35.500	89	5Alp Cep	2.4510	8000.0	71	18623	No
35	GOM_NL__2PRFIN20050922_025650_000000352041_00032_18623_6983.N1	22-SEP-2005 02:56:50	Bright	34.500	60	7Bet UMi	2.0810	3950.0	69	18623	No
36	GOM_NL__2PRFIN20050922_030302_000000372041_00032_18623_6984.N1	22-SEP-2005 03:03:02	Bright	37.000	36	50Alp UMa	1.8000	6300.0	74	18623	No
37	GOM_NL__2PRFIN20050922_030430_000000352041_00032_18623_6985.N1	22-SEP-2005 03:04:30	Bright	35.000	82	48Bet UMa	2.3650	10600.	70	18623	No
38	GOM_NL__2PRFIN20050922_030739_000000352041_00032_18623_6986.N1	22-SEP-2005 03:07:39	Bright	35.000	174	52Psi UMa	3.0040	4400.0	70	18623	No
39	GOM_NL__2PRFIN20050922_033316_000000452041_00032_18623_6987.N1	22-SEP-2005 03:33:16	Dark	44.500	65	Lam Vel	2.2040	4400.0	89	18623	No
40	GOM_NL__2PRFIN20050922_033635_000000382041_00032_18623_6988.N1	22-SEP-2005 03:36:35	Dark	38.000	46	Del Vel	1.9540	10600.	76	18623	No
41	GOM_NL__2PRFIN20050922_033809_000000492041_00032_18623_6989.N1	22-SEP-2005 03:38:09	Dark	48.500	41	Eps Car	1.8600	4100.0	97	18623	No
42	GOM_NL__2PRFIN20050922_034014_000000372041_00033_18624_6971.N1	22-SEP-2005 03:40:14	Dark	37.000	29	Bet Car	1.6720	10200.	74	18624	No



43	GOM_NL__2PRFIN20050922_034837_000000382041_00033_18624_6972.N1	22-SEP-2005 03:48:37	Dark	37.500	135	Bet Hyi	2.8200	5800.0	75	18624	No
44	GOM_NL__2PRFIN20050922_035405_000000392041_00033_18624_6973.N1	22-SEP-2005 03:54:05	Straylight	39.000	148	Alp Tuc	2.8780	4100.0	78	18624	No
45	GOM_NL__2PRFIN20050922_035751_000000372041_00033_18624_6974.N1	22-SEP-2005 03:57:51	Straylight	37.000	31	Alp Gru	1.7340	15200.	74	18624	No
46	GOM_NL__2PRFIN20050922_040039_000000392041_00033_18624_6975.N1	22-SEP-2005 04:00:39	Straylight	38.500	172	Gam Gru	3.0030	13100.	77	18624	No
47	GOM_NL__2PRFIN20050922_040209_000000432041_00033_18624_6976.N1	22-SEP-2005 04:02:09	Straylight	42.500	18	24Alp PsA	1.1660	9700.0	85	18624	No
48	GOM_NL__2PRFIN20050922_040639_000000382041_00033_18624_6977.N1	22-SEP-2005 04:06:39	Tw_i_and_stray	37.500	142	49Del Cap	2.8500	8900.0	75	18624	No
49	GOM_NL__2PRFIN20050922_041048_000000372041_00033_18624_6978.N1	22-SEP-2005 04:10:48	Bright	37.000	162	34Alp Aqr	2.9440	5350.0	74	18624	No
50	GOM_NL__2PRFIN20050922_041352_000000392041_00033_18624_6979.N1	22-SEP-2005 04:13:52	Bright	38.500	61	8Eps Peg	2.1000	3900.0	77	18624	No
51	GOM_NL__2PRFIN20050922_042125_000000372041_00033_18624_6980.N1	22-SEP-2005 04:21:25	Bright	36.500	92	53Eps Cyg	2.5000	4500.0	73	18624	No
52	GOM_NL__2PRFIN20050922_042426_000000392041_00033_18624_6981.N1	22-SEP-2005 04:24:26	Bright	38.500	19	50Alp Cyg	1.2460	10500.	77	18624	No
53	GOM_NL__2PRFIN20050922_042830_000000352041_00033_18624_6982.N1	22-SEP-2005 04:28:30	Bright	35.000	89	5Alp Cep	2.4510	8000.0	70	18624	No
54	GOM_NL__2PRFIN20050922_043726_000000362041_00033_18624_6983.N1	22-SEP-2005 04:37:26	Bright	35.500	60	7Bet UMi	2.0810	3950.0	71	18624	No
55	GOM_NL__2PRFIN20050922_044339_000000372041_00033_18624_6984.N1	22-SEP-2005 04:43:39	Bright	36.500	36	50Alp UMa	1.8000	6300.0	73	18624	No
56	GOM_NL__2PRFIN20050922_044507_000000332041_00033_18624_6985.N1	22-SEP-2005 04:45:07	Bright	33.000	82	48Bet UMa	2.3650	10600.	66	18624	No
57	GOM_NL__2PRFIN20050922_044815_000000332041_00033_18624_6986.N1	22-SEP-2005 04:48:15	Bright	32.500	174	52Psi UMa	3.0040	4400.0	65	18624	No
58	GOM_NL__2PRFIN20050922_051353_000000432041_00033_18624_6987.N1	22-SEP-2005 05:13:53	Dark	42.500	65	Lam Vel	2.2040	4400.0	85	18624	No
59	GOM_NL__2PRFIN20050922_051711_000000382041_00033_18624_6988.N1	22-SEP-2005 05:17:11	Dark	38.000	46	Del Vel	1.9540	10600.	76	18624	No
60	GOM_NL__2PRFIN20050922_051845_000000432041_00033_18624_6989.N1	22-SEP-2005 05:18:45	Dark	43.000	41	Eps Car	1.8600	4100.0	86	18624	No
61	GOM_NL__2PRFIN20050922_052050_000000392041_00034_18625_6971.N1	22-SEP-2005 05:20:50	Dark	38.500	29	Bet Car	1.6720	10200.	77	18625	No
62	GOM_NL__2PRFIN20050922_052913_000000372041_00034_18625_6972.N1	22-SEP-2005 05:29:13	Dark	36.500	135	Bet Hyi	2.8200	5800.0	73	18625	No
63	GOM_NL__2PRFIN20050922_053441_000000412041_00034_18625_6973.N1	22-SEP-2005 05:34:41	Straylight	41.000	148	Alp Tuc	2.8780	4100.0	82	18625	No
64	GOM_NL__2PRFIN20050922_053827_000000422041_00034_18625_6974.N1	22-SEP-2005 05:38:27	Straylight	41.500	31	Alp Gru	1.7340	15200.	83	18625	No
65	GOM_NL__2PRFIN20050922_054115_000000382041_00034_18625_6975.N1	22-SEP-2005 05:41:15	Straylight	38.000	172	Gam Gru	3.0030	13100.	76	18625	No
66	GOM_NL__2PRFIN20050922_054245_000000432041_00034_18625_6976.N1	22-SEP-2005 05:42:45	Straylight	43.000	18	24Alp PsA	1.1660	9700.0	86	18625	No
67	GOM_NL__2PRFIN20050922_054715_000000412041_00034_18625_6977.N1	22-SEP-2005 05:47:15	Tw_i_and_stray	41.000	142	49Del Cap	2.8500	8900.0	82	18625	No
68	GOM_NL__2PRFIN20050922_055125_000000382041_00034_18625_6978.N1	22-SEP-2005 05:51:25	Bright	37.500	162	34Alp Aqr	2.9440	5350.0	75	18625	No
69	GOM_NL__2PRFIN20050922_055428_000000362041_00034_18625_6979.N1	22-SEP-2005 05:54:28	Bright	36.000	61	8Eps Peg	2.1000	3900.0	72	18625	No
70	GOM_NL__2PRFIN20050922_060201_000000362041_00034_18625_6980.N1	22-SEP-2005 06:02:01	Bright	35.500	92	53Eps Cyg	2.5000	4500.0	71	18625	No
71	GOM_NL__2PRFIN20050922_060503_000000372041_00034_18625_6981.N1	22-SEP-2005 06:05:03	Bright	37.000	19	50Alp Cyg	1.2460	10500.	74	18625	No
72	GOM_NL__2PRFIN20050922_060906_000000362041_00034_18625_6982.N1	22-SEP-2005 06:09:06	Bright	35.500	89	5Alp Cep	2.4510	8000.0	71	18625	No
73	GOM_NL__2PRFIN20050922_061802_000000362041_00034_18625_6983.N1	22-SEP-2005 06:18:02	Bright	36.000	60	7Bet UMi	2.0810	3950.0	72	18625	No
74	GOM_NL__2PRFIN20050922_062415_000000372041_00034_18625_6984.N1	22-SEP-2005 06:24:15	Bright	36.500	36	50Alp UMa	1.8000	6300.0	73	18625	No
75	GOM_NL__2PRFIN20050922_062543_000000342041_00034_18625_6985.N1	22-SEP-2005 06:25:43	Bright	33.500	82	48Bet UMa	2.3650	10600.	67	18625	No
76	GOM_NL__2PRFIN20050922_062851_000000522041_00034_18625_6986.N1	22-SEP-2005 06:28:51	Bright	52.000	174	52Psi UMa	3.0040	4400.0	104	18625	No
77	GOM_NL__2PRFIN20050922_065429_000000432041_00034_18625_6987.N1	22-SEP-2005 06:54:29	Dark	42.500	65	Lam Vel	2.2040	4400.0	85	18625	No
78	GOM_NL__2PRFIN20050922_065747_000000412041_00034_18625_6988.N1	22-SEP-2005 06:57:47	Dark	40.500	46	Del Vel	1.9540	10600.	81	18625	No
79	GOM_NL__2PRFIN20050922_065921_000000462041_00034_18625_6989.N1	22-SEP-2005 06:59:21	Dark	46.000	41	Eps Car	1.8600	4100.0	92	18625	No
80	GOM_NL__2PRFIN20050922_070126_000000362041_00035_18626_6971.N1	22-SEP-2005 07:01:26	Dark	36.000	29	Bet Car	1.6720	10200.	72	18626	No
81	GOM_NL__2PRFIN20050922_070949_000000382041_00035_18626_6972.N1	22-SEP-2005 07:09:49	Dark	37.500	135	Bet Hyi	2.8200	5800.0	75	18626	No
82	GOM_NL__2PRFIN20050922_071518_000000472041_00035_18626_6973.N1	22-SEP-2005 07:15:18	Straylight	47.000	148	Alp Tuc	2.8780	4100.0	94	18626	No
83	GOM_NL__2PRFIN20050922_071904_000000402041_00035_18626_6974.N1	22-SEP-2005 07:19:04	Straylight	39.500	31	Alp Gru	1.7340	15200.	79	18626	No
84	GOM_NL__2PRFIN20050922_072151_000000372041_00035_18626_6975.N1	22-SEP-2005 07:21:51	Straylight	37.000	172	Gam Gru	3.0030	13100.	74	18626	No
85	GOM_NL__2PRFIN20050922_072321_000000422041_00035_18626_6976.N1	22-SEP-2005 07:23:21	Straylight	41.500	18	24Alp PsA	1.1660	9700.0	83	18626	No
86	GOM_NL__2PRFIN20050922_072751_000000392041_00035_18626_6977.N1	22-SEP-2005 07:27:51	Tw_i_and_stray	38.500	142	49Del Cap	2.8500	8900.0	77	18626	No
87	GOM_NL__2PRFIN20050922_073201_000000372041_00035_18626_6978.N1	22-SEP-2005 07:32:01	Bright	37.000	162	34Alp Aqr	2.9440	5350.0	74	18626	No
88	GOM_NL__2PRFIN20050922_073504_000000382041_00035_18626_6979.N1	22-SEP-2005 07:35:04	Bright	38.000	61	8Eps Peg	2.1000	3900.0	76	18626	No
89	GOM_NL__2PRFIN20050922_074237_000000392041_00035_18626_6980.N1	22-SEP-2005 07:42:37	Bright	38.500	92	53Eps Cyg	2.5000	4500.0	77	18626	No
90	GOM_NL__2PRFIN20050922_074539_000000372041_00035_18626_6981.N1	22-SEP-2005 07:45:39	Bright	37.000	19	50Alp Cyg	1.2460	10500.	74	18626	No
91	GOM_NL__2PRFIN20050922_074942_000000362041_00035_18626_6982.N1	22-SEP-2005 07:49:42	Bright	36.000	89	5Alp Cep	2.4510	8000.0	72	18626	No
92	GOM_NL__2PRFIN20050922_075839_000000372041_00035_18626_6983.N1	22-SEP-2005 07:58:39	Bright	36.500	60	7Bet UMi	2.0810	3950.0	73	18626	No
93	GOM_NL__2PRFIN20050922_080451_000000362041_00035_18626_6984.N1	22-SEP-2005 08:04:51	Bright	35.500	36	50Alp UMa	1.8000	6300.0	71	18626	No
94	GOM_NL__2PRFIN20050922_080619_000000362041_00035_18626_6985.N1	22-SEP-2005 08:06:19	Bright	35.500	82	48Bet UMa	2.3650	10600.	71	18626	No
95	GOM_NL__2PRFIN20050922_080927_000000402041_00035_18626_6986.N1	22-SEP-2005 08:09:27	Bright	39.500	174	52Psi UMa	3.0040	4400.0	79	18626	No
96	GOM_NL__2PRFIN20050922_083505_000000422041_00035_18626_6987.N1	22-SEP-2005 08:35:05	Dark	42.000	65	Lam Vel	2.2040	4400.0	84	18626	No
97	GOM_NL__2PRFIN20050922_083823_000000402041_00035_18626_6988.N1	22-SEP-2005 08:38:23	Dark	39.500	46	Del Vel	1.9540	10600.	79	18626	No
98	GOM_NL__2PRFIN20050922_083957_000000422041_00035_18626_6989.N1	22-SEP-2005 08:39:57	Dark	42.000	41	Eps Car	1.8600	4100.0	84	18626	No
99	GOM_NL__2PRFIN20050922_084203_000000372041_00036_18627_6971.N1	22-SEP-2005 08:42:03	Dark	36.500	29	Bet Car	1.6720	10200.	73	18627	No
100	GOM_NL__2PRFIN20050922_085025_000000402041_00036_18627_6972.N1	22-SEP-2005 08:50:25	Dark	39.500	135	Bet Hyi	2.8200	5800.0	79	18627	No
101	GOM_NL__2PRFIN20050922_085554_000000412041_00036_18627_6973.N1	22-SEP-2005 08:55:54	Straylight	41.000	148	Alp Tuc	2.8780	4100.0	82	18627	No

102	GOM_NL__2PRFIN20050922_085940_000000402041_00036_18627_6974.N1	22-SEP-2005 08:59:40	Straylight	39.500	31	Alp Gru	1.7340	15200.	79	18627	No
103	GOM_NL__2PRFIN20050922_090227_000000382041_00036_18627_6975.N1	22-SEP-2005 09:02:27	Straylight	38.000	172	Gam Gru	3.0030	13100.	76	18627	No
104	GOM_NL__2PRFIN20050922_090357_000000412041_00036_18627_6976.N1	22-SEP-2005 09:03:57	Straylight	40.500	18	24Alp PsA	1.1660	9700.0	81	18627	No
105	GOM_NL__2PRFIN20050922_090827_000000392041_00036_18627_6977.N1	22-SEP-2005 09:08:27	Tw_i_and_stray	38.500	142	49Del Cap	2.8500	8900.0	77	18627	No
106	GOM_NL__2PRFIN20050922_091237_000000382041_00036_18627_6978.N1	22-SEP-2005 09:12:37	Bright	37.500	162	34Alp Aqr	2.9440	5350.0	75	18627	No
107	GOM_NL__2PRFIN20050922_091540_000000392041_00036_18627_6979.N1	22-SEP-2005 09:15:40	Bright	38.500	61	8Eps Peg	2.1000	3900.0	77	18627	No
108	GOM_NL__2PRFIN20050922_092314_000000402041_00036_18627_6980.N1	22-SEP-2005 09:23:14	Bright	39.500	92	53Eps Cyg	2.5000	4500.0	79	18627	No
109	GOM_NL__2PRFIN20050922_092615_000000382041_00036_18627_6981.N1	22-SEP-2005 09:26:15	Bright	37.500	19	50Alp Cyg	1.2460	10500.	75	18627	No
110	GOM_NL__2PRFIN20050922_093019_000000352041_00036_18627_6982.N1	22-SEP-2005 09:30:19	Bright	34.500	89	5Alp Cep	2.4510	8000.0	69	18627	No
111	GOM_NL__2PRFIN20050922_093915_000000372041_00036_18627_6983.N1	22-SEP-2005 09:39:15	Bright	36.500	60	7Bet UMi	2.0810	3950.0	73	18627	No
112	GOM_NL__2PRFIN20050922_094527_000000362041_00036_18627_6984.N1	22-SEP-2005 09:45:27	Bright	35.500	36	50Alp UMa	1.8000	6300.0	71	18627	No
113	GOM_NL__2PRFIN20050922_094655_000000342041_00036_18627_6985.N1	22-SEP-2005 09:46:55	Bright	33.500	82	48Bet UMa	2.3650	10600.	67	18627	No
114	GOM_NL__2PRFIN20050922_095003_000000342041_00036_18627_6986.N1	22-SEP-2005 09:50:03	Bright	33.500	174	52Psi UMa	3.0040	4400.0	67	18627	No
115	GOM_NL__2PRFIN20050922_101541_000000452041_00036_18627_6987.N1	22-SEP-2005 10:15:41	Dark	44.500	65	Lam Vel	2.2040	4400.0	89	18627	No
116	GOM_NL__2PRFIN20050922_101900_000000402041_00036_18627_6988.N1	22-SEP-2005 10:19:00	Dark	40.000	46	Del Vel	1.9540	10600.	80	18627	No
117	GOM_NL__2PRFIN20050922_102034_000000442041_00036_18627_6989.N1	22-SEP-2005 10:20:34	Dark	44.000	41	Eps Car	1.8600	4100.0	88	18627	No
118	GOM_NL__2PRFIN20050922_102238_000000392041_00037_18628_6971.N1	22-SEP-2005 10:22:38	Dark	38.500	29	Bet Car	1.6720	10200.	77	18628	No
119	GOM_NL__2PRFIN20050922_103101_000000372041_00037_18628_6972.N1	22-SEP-2005 10:31:01	Dark	36.500	135	Bet Hyi	2.8200	5800.0	73	18628	No
120	GOM_NL__2PRFIN20050922_103630_000000402041_00037_18628_6973.N1	22-SEP-2005 10:36:30	Straylight	40.000	148	Alp Tuc	2.8780	4100.0	80	18628	No
121	GOM_NL__2PRFIN20050922_104016_000000362041_00037_18628_6974.N1	22-SEP-2005 10:40:16	Straylight	36.000	31	Alp Gru	1.7340	15200.	72	18628	No
122	GOM_NL__2PRFIN20050922_104303_000000382041_00037_18628_6975.N1	22-SEP-2005 10:43:03	Straylight	38.000	172	Gam Gru	3.0030	13100.	76	18628	No
123	GOM_NL__2PRFIN20050922_104433_000000412041_00037_18628_6976.N1	22-SEP-2005 10:44:33	Straylight	40.500	18	24Alp PsA	1.1660	9700.0	81	18628	No
124	GOM_NL__2PRFIN20050922_104903_000000412041_00037_18628_6977.N1	22-SEP-2005 10:49:03	Tw_i_and_stray	40.500	142	49Del Cap	2.8500	8900.0	81	18628	No
125	GOM_NL__2PRFIN20050922_105313_000000382041_00037_18628_6978.N1	22-SEP-2005 10:53:13	Bright	37.500	162	34Alp Aqr	2.9440	5350.0	75	18628	No
126	GOM_NL__2PRFIN20050922_105616_000000382041_00037_18628_6979.N1	22-SEP-2005 10:56:16	Bright	38.000	61	8Eps Peg	2.1000	3900.0	76	18628	No
127	GOM_NL__2PRFIN20050922_110350_000000382041_00037_18628_6980.N1	22-SEP-2005 11:03:50	Bright	38.000	92	53Eps Cyg	2.5000	4500.0	76	18628	No
128	GOM_NL__2PRFIN20050922_110652_000000362041_00037_18628_6981.N1	22-SEP-2005 11:06:52	Bright	35.500	19	50Alp Cyg	1.2460	10500.	71	18628	No
129	GOM_NL__2PRFIN20050922_111054_000000362041_00037_18628_6982.N1	22-SEP-2005 11:10:54	Bright	36.000	89	5Alp Cep	2.4510	8000.0	72	18628	No
130	GOM_NL__2PRFIN20050922_111951_000000382041_00037_18628_6983.N1	22-SEP-2005 11:19:51	Bright	38.000	60	7Bet UMi	2.0810	3950.0	76	18628	No
131	GOM_NL__2PRFIN20050922_112603_000000362041_00037_18628_6984.N1	22-SEP-2005 11:26:03	Bright	36.000	36	50Alp UMa	1.8000	6300.0	72	18628	No
132	GOM_NL__2PRFIN20050922_112731_000000352041_00037_18628_6985.N1	22-SEP-2005 11:27:31	Bright	35.000	82	48Bet UMa	2.3650	10600.	70	18628	No
133	GOM_NL__2PRFIN20050922_113039_000000342041_00037_18628_6986.N1	22-SEP-2005 11:30:39	Bright	33.500	174	52Psi UMa	3.0040	4400.0	67	18628	No
134	GOM_NL__2PRFIN20050922_115617_000000422041_00037_18628_6987.N1	22-SEP-2005 11:56:17	Dark	42.000	65	Lam Vel	2.2040	4400.0	84	18628	No
135	GOM_NL__2PRFIN20050922_115913_000000382041_00037_18628_6988.N1	22-SEP-2005 11:59:13	Dark	37.500	91	Kap Vel	2.4900	26000.	75	18628	No
136	GOM_NL__2PRFIN20050922_120024_000000382041_00037_18628_6989.N1	22-SEP-2005 12:00:24	Dark	38.000	71	lot Car	2.2460	7700.0	76	18628	No
137	GOM_NL__2PRFIN20050922_120314_000000372041_00038_18629_6971.N1	22-SEP-2005 12:03:14	Dark	36.500	29	Bet Car	1.6720	10200.	73	18629	No
138	GOM_NL__2PRFIN20050922_121137_000000382041_00038_18629_6972.N1	22-SEP-2005 12:11:37	Dark	37.500	135	Bet Hyi	2.8200	5800.0	75	18629	No
139	GOM_NL__2PRFIN20050922_121706_000000422041_00038_18629_6973.N1	22-SEP-2005 12:17:06	Straylight	42.000	148	Alp Tuc	2.8780	4100.0	84	18629	No
140	GOM_NL__2PRFIN20050922_122052_000000392041_00038_18629_6974.N1	22-SEP-2005 12:20:52	Straylight	39.000	31	Alp Gru	1.7340	15200.	78	18629	No
141	GOM_NL__2PRFIN20050922_122339_000000392041_00038_18629_6975.N1	22-SEP-2005 12:23:39	Straylight	38.500	172	Gam Gru	3.0030	13100.	77	18629	No
142	GOM_NL__2PRFIN20050922_122509_000000412041_00038_18629_6976.N1	22-SEP-2005 12:25:09	Straylight	40.500	18	24Alp PsA	1.1660	9700.0	81	18629	No
143	GOM_NL__2PRFIN20050922_122940_000000402041_00038_18629_6977.N1	22-SEP-2005 12:29:40	Tw_i_and_stray	39.500	142	49Del Cap	2.8500	8900.0	79	18629	No
144	GOM_NL__2PRFIN20050922_123349_000000372041_00038_18629_6978.N1	22-SEP-2005 12:33:49	Bright	37.000	162	34Alp Aqr	2.9440	5350.0	74	18629	No
145	GOM_NL__2PRFIN20050922_123652_000000382041_00038_18629_6979.N1	22-SEP-2005 12:36:52	Bright	37.500	61	8Eps Peg	2.1000	3900.0	75	18629	No
146	GOM_NL__2PRFIN20050922_124426_000000382041_00038_18629_6980.N1	22-SEP-2005 12:44:26	Bright	38.000	92	53Eps Cyg	2.5000	4500.0	76	18629	No
147	GOM_NL__2PRFIN20050922_124728_000000382041_00038_18629_6981.N1	22-SEP-2005 12:47:28	Bright	38.000	19	50Alp Cyg	1.2460	10500.	76	18629	No
148	GOM_NL__2PRFIN20050922_125130_000000362041_00038_18629_6982.N1	22-SEP-2005 12:51:30	Bright	36.000	89	5Alp Cep	2.4510	8000.0	72	18629	No
149	GOM_NL__2PRFIN20050922_130027_000000372041_00038_18629_6983.N1	22-SEP-2005 13:00:27	Bright	36.500	60	7Bet UMi	2.0810	3950.0	73	18629	No
150	GOM_NL__2PRFIN20050922_130639_000000332041_00038_18629_6984.N1	22-SEP-2005 13:06:39	Bright	32.500	36	50Alp UMa	1.8000	6300.0	65	18629	No
151	GOM_NL__2PRFIN20050922_130807_000000342041_00038_18629_6985.N1	22-SEP-2005 13:08:07	Bright	33.500	82	48Bet UMa	2.3650	10600.	67	18629	No
152	GOM_NL__2PRFIN20050922_131115_000000332041_00038_18629_6986.N1	22-SEP-2005 13:11:15	Bright	33.000	174	52Psi UMa	3.0040	4400.0	66	18629	No
153	GOM_NL__2PRFIN20050922_133654_000000412041_00038_18629_6987.N1	22-SEP-2005 13:36:54	Dark	41.000	65	Lam Vel	2.2040	4400.0	82	18629	No
154	GOM_NL__2PRFIN20050922_133949_000000392041_00038_18629_6988.N1	22-SEP-2005 13:39:49	Dark	38.500	91	Kap Vel	2.4900	26000.	77	18629	No
155	GOM_NL__2PRFIN20050922_134100_000000382041_00038_18629_6989.N1	22-SEP-2005 13:41:00	Dark	37.500	71	lot Car	2.2460	7700.0	75	18629	No
156	GOM_NL__2PRFIN20050922_134350_000000382041_00039_18630_6971.N1	22-SEP-2005 13:43:50	Dark	38.000	29	Bet Car	1.6720	10200.	76	18630	No
157	GOM_NL__2PRFIN20050922_135213_000000382041_00039_18630_6972.N1	22-SEP-2005 13:52:13	Dark	38.000	135	Bet Hyi	2.8200	5800.0	76	18630	No
158	GOM_NL__2PRFIN20050922_135741_000000392041_00039_18630_6973.N1	22-SEP-2005 13:57:41	Straylight	38.500	148	Alp Tuc	2.8780	4100.0	77	18630	No
159	GOM_NL__2PRFIN20050922_140128_000000392041_00039_18630_6974.N1	22-SEP-2005 14:01:28	Straylight	38.500	31	Alp Gru	1.7340	15200.	77	18630	No
160	GOM_NL__2PRFIN20050922_140415_000000392041_00039_18630_6975.N1	22-SEP-2005 14:04:15	Straylight	38.500	172	Gam Gru	3.0030	13100.	77	18630	No

161	GOM_NL__2PRFIN20050922_140545_000000442041_00039_18630_6976.N1	22-SEP-2005 14:05:45	Straylight	43.500	18	24Alp PsA	1.1660	9700.0	87	18630	No
162	GOM_NL__2PRFIN20050922_141016_000000372041_00039_18630_6977.N1	22-SEP-2005 14:10:16	Twl_and_stray	37.000	142	49Del Cap	2.8500	8900.0	74	18630	No
163	GOM_NL__2PRFIN20050922_141425_000000372041_00039_18630_6978.N1	22-SEP-2005 14:14:25	Bright	37.000	162	34Alp Aqr	2.9440	5350.0	74	18630	No
164	GOM_NL__2PRFIN20050922_141729_000000372041_00039_18630_6979.N1	22-SEP-2005 14:17:29	Bright	36.500	61	8Eps Peg	2.1000	3900.0	73	18630	No
165	GOM_NL__2PRFIN20050922_142503_000000382041_00039_18630_6980.N1	22-SEP-2005 14:25:03	Bright	37.500	92	53Eps Cyg	2.5000	4500.0	75	18630	No
166	GOM_NL__2PRFIN20050922_142804_000000372041_00039_18630_6981.N1	22-SEP-2005 14:28:04	Bright	36.500	19	50Alp Cyg	1.2460	10500.	73	18630	No
167	GOM_NL__2PRFIN20050922_143206_000000332041_00039_18630_6982.N1	22-SEP-2005 14:32:06	Bright	33.000	89	5Alp Cep	2.4510	8000.0	66	18630	No
168	GOM_NL__2PRFIN20050922_144103_000000362041_00039_18630_6983.N1	22-SEP-2005 14:41:03	Bright	36.000	60	7Bet UMi	2.0810	3950.0	72	18630	No
169	GOM_NL__2PRFIN20050922_144715_000000362041_00039_18630_6984.N1	22-SEP-2005 14:47:15	Bright	36.000	36	50Alp UMa	1.8000	6300.0	72	18630	No
170	GOM_NL__2PRFIN20050922_144843_000000352041_00039_18630_6985.N1	22-SEP-2005 14:48:43	Bright	34.500	82	48Bet UMa	2.3650	10600.	69	18630	No
171	GOM_NL__2PRFIN20050922_145152_000000342041_00039_18630_6986.N1	22-SEP-2005 14:51:52	Bright	34.000	174	52Psi UMa	3.0040	4400.0	68	18630	No
172	GOM_NL__2PRFIN20050922_151730_000000472041_00039_18630_6987.N1	22-SEP-2005 15:17:30	Dark	47.000	65	Lam Vel	2.2040	4400.0	94	18630	No
173	GOM_NL__2PRFIN20050922_152048_000000382041_00039_18630_6988.N1	22-SEP-2005 15:20:48	Dark	37.500	46	Del Vel	1.9540	10600.	75	18630	No
174	GOM_NL__2PRFIN20050922_152222_000000492041_00039_18630_6989.N1	22-SEP-2005 15:22:22	Dark	49.000	41	Eps Car	1.8600	4100.0	98	18630	No
175	GOM_NL__2PRFIN20050922_152426_000000372041_00040_18631_6971.N1	22-SEP-2005 15:24:26	Dark	37.000	29	Bet Car	1.6720	10200.	74	18631	No
176	GOM_NL__2PRFIN20050922_153249_000000382041_00040_18631_6972.N1	22-SEP-2005 15:32:49	Dark	37.500	135	Bet Hyi	2.8200	5800.0	75	18631	No
177	GOM_NL__2PRFIN20050922_153818_000000382041_00040_18631_6973.N1	22-SEP-2005 15:38:18	Straylight	38.000	148	Alp Tuc	2.8780	4100.0	76	18631	No
178	GOM_NL__2PRFIN20050922_154204_000000402041_00040_18631_6974.N1	22-SEP-2005 15:42:04	Straylight	39.500	31	Alp Gru	1.7340	15200.	79	18631	No
179	GOM_NL__2PRFIN20050922_154452_000000382041_00040_18631_6975.N1	22-SEP-2005 15:44:52	Straylight	37.500	172	Gam Gru	3.0030	13100.	75	18631	No
180	GOM_NL__2PRFIN20050922_154622_000000442041_00040_18631_6976.N1	22-SEP-2005 15:46:22	Straylight	43.500	18	24Alp PsA	1.1660	9700.0	87	18631	No
181	GOM_NL__2PRFIN20050922_155052_000000372041_00040_18631_6977.N1	22-SEP-2005 15:50:52	Twl_and_stray	37.000	142	49Del Cap	2.8500	8900.0	74	18631	No
182	GOM_NL__2PRFIN20050922_155501_000000372041_00040_18631_6978.N1	22-SEP-2005 15:55:01	Bright	37.000	162	34Alp Aqr	2.9440	5350.0	74	18631	No
183	GOM_NL__2PRFIN20050922_155805_000000362041_00040_18631_6979.N1	22-SEP-2005 15:58:05	Bright	36.000	61	8Eps Peg	2.1000	3900.0	72	18631	No
184	GOM_NL__2PRFIN20050922_160539_000000352041_00040_18631_6980.N1	22-SEP-2005 16:05:39	Bright	35.000	92	53Eps Cyg	2.5000	4500.0	70	18631	No
185	GOM_NL__2PRFIN20050922_160840_000000382041_00040_18631_6981.N1	22-SEP-2005 16:08:40	Bright	37.500	19	50Alp Cyg	1.2460	10500.	75	18631	No
186	GOM_NL__2PRFIN20050922_161243_000000332041_00040_18631_6982.N1	22-SEP-2005 16:12:43	Bright	32.500	89	5Alp Cep	2.4510	8000.0	65	18631	No
187	GOM_NL__2PRFIN20050922_162140_000000372041_00040_18631_6983.N1	22-SEP-2005 16:21:40	Bright	37.000	60	7Bet UMi	2.0810	3950.0	74	18631	No
188	GOM_NL__2PRFIN20050922_162751_000000352041_00040_18631_6984.N1	22-SEP-2005 16:27:51	Bright	35.000	36	50Alp UMa	1.8000	6300.0	70	18631	No
189	GOM_NL__2PRFIN20050922_162920_000000352041_00040_18631_6985.N1	22-SEP-2005 16:29:20	Bright	34.500	82	48Bet UMa	2.3650	10600.	69	18631	No
190	GOM_NL__2PRFIN20050922_163228_000000522041_00040_18631_6986.N1	22-SEP-2005 16:32:28	Bright	52.000	174	52Psi UMa	3.0040	4400.0	104	18631	No
191	GOM_NL__2PRFIN20050922_165806_000000442041_00040_18631_6987.N1	22-SEP-2005 16:58:06	Dark	44.000	65	Lam Vel	2.2040	4400.0	88	18631	No
192	GOM_NL__2PRFIN20050922_170124_000000392041_00040_18631_6988.N1	22-SEP-2005 17:01:24	Dark	38.500	46	Del Vel	1.9540	10600.	77	18631	No
193	GOM_NL__2PRFIN20050922_170258_000000482041_00040_18631_6989.N1	22-SEP-2005 17:02:58	Dark	47.500	41	Eps Car	1.8600	4100.0	95	18631	No
194	GOM_NL__2PRFIN20050922_170503_000000382041_00041_18632_6991.N1	22-SEP-2005 17:05:03	Dark	38.000	29	Bet Car	1.6720	10200.	76	18632	No
195	GOM_NL__2PRFIN20050922_171325_000000382041_00041_18632_6992.N1	22-SEP-2005 17:13:25	Dark	38.000	135	Bet Hyi	2.8200	5800.0	76	18632	No
196	GOM_NL__2PRFIN20050922_171854_000000382041_00041_18632_6993.N1	22-SEP-2005 17:18:54	Straylight	38.000	148	Alp Tuc	2.8780	4100.0	76	18632	No
197	GOM_NL__2PRFIN20050922_172240_000000422041_00041_18632_6994.N1	22-SEP-2005 17:22:40	Straylight	41.500	31	Alp Gru	1.7340	15200.	83	18632	No
198	GOM_NL__2PRFIN20050922_172528_000000392041_00041_18632_6995.N1	22-SEP-2005 17:25:28	Straylight	38.500	172	Gam Gru	3.0030	13100.	77	18632	No
199	GOM_NL__2PRFIN20050922_172658_000000442041_00041_18632_6996.N1	22-SEP-2005 17:26:58	Straylight	43.500	18	24Alp PsA	1.1660	9700.0	87	18632	No
200	GOM_NL__2PRFIN20050922_173128_000000412041_00041_18632_6997.N1	22-SEP-2005 17:31:28	Twl_and_stray	41.000	142	49Del Cap	2.8500	8900.0	82	18632	No
201	GOM_NL__2PRFIN20050922_173537_000000382041_00041_18632_6998.N1	22-SEP-2005 17:35:37	Bright	37.500	162	34Alp Aqr	2.9440	5350.0	75	18632	No
202	GOM_NL__2PRFIN20050922_173841_000000372041_00041_18632_6999.N1	22-SEP-2005 17:38:41	Bright	37.000	61	8Eps Peg	2.1000	3900.0	74	18632	No
203	GOM_NL__2PRFIN20050922_174615_000000372041_00041_18632_7000.N1	22-SEP-2005 17:46:15	Bright	36.500	92	53Eps Cyg	2.5000	4500.0	73	18632	No
204	GOM_NL__2PRFIN20050922_174917_000000352041_00041_18632_7001.N1	22-SEP-2005 17:49:17	Bright	35.000	19	50Alp Cyg	1.2460	10500.	70	18632	No
205	GOM_NL__2PRFIN20050922_175319_000000452041_00041_18632_7002.N1	22-SEP-2005 17:53:19	Bright	45.000	89	5Alp Cep	2.4510	8000.0	90	18632	No
206	GOM_NL__2PRFIN20050922_180216_000000382041_00041_18632_7003.N1	22-SEP-2005 18:02:16	Bright	38.000	60	7Bet UMi	2.0810	3950.0	76	18632	No
207	GOM_NL__2PRFIN20050922_180827_000000362041_00041_18632_7004.N1	22-SEP-2005 18:08:27	Bright	36.000	36	50Alp UMa	1.8000	6300.0	72	18632	No
208	GOM_NL__2PRFIN20050922_180956_000000342041_00041_18632_7005.N1	22-SEP-2005 18:09:56	Bright	33.500	82	48Bet UMa	2.3650	10600.	67	18632	No
209	GOM_NL__2PRFIN20050922_181304_000000332041_00041_18632_7006.N1	22-SEP-2005 18:13:04	Bright	32.500	174	52Psi UMa	3.0040	4400.0	65	18632	No
210	GOM_NL__2PRFIN20050922_183842_000000452041_00041_18632_7007.N1	22-SEP-2005 18:38:42	Dark	44.500	65	Lam Vel	2.2040	4400.0	89	18632	No
211	GOM_NL__2PRFIN20050922_184201_000000402041_00041_18632_7008.N1	22-SEP-2005 18:42:01	Dark	39.500	46	Del Vel	1.9540	10600.	79	18632	No
212	GOM_NL__2PRFIN20050922_184335_000000452041_00041_18632_7009.N1	22-SEP-2005 18:43:35	Dark	44.500	41	Eps Car	1.8600	4100.0	89	18632	No
213	GOM_NL__2PRFIN20050922_184539_000000382041_00042_18633_6991.N1	22-SEP-2005 18:45:39	Dark	38.000	29	Bet Car	1.6720	10200.	76	18633	No
214	GOM_NL__2PRFIN20050922_185402_000000372041_00042_18633_6992.N1	22-SEP-2005 18:54:02	Dark	36.500	135	Bet Hyi	2.8200	5800.0	73	18633	No
215	GOM_NL__2PRFIN20050922_185930_000000442041_00042_18633_6993.N1	22-SEP-2005 18:59:30	Straylight	44.000	148	Alp Tuc	2.8780	4100.0	88	18633	No
216	GOM_NL__2PRFIN20050922_190316_000000432041_00042_18633_6994.N1	22-SEP-2005 19:03:16	Straylight	42.500	31	Alp Gru	1.7340	15200.	85	18633	No
217	GOM_NL__2PRFIN20050922_190604_000000392041_00042_18633_6995.N1	22-SEP-2005 19:06:04	Straylight	39.000	172	Gam Gru	3.0030	13100.	78	18633	No
218	GOM_NL__2PRFIN20050922_190734_000000432041_00042_18633_6996.N1	22-SEP-2005 19:07:34	Straylight	42.500	18	24Alp PsA	1.1660	9700.0	85	18633	No
219	GOM_NL__2PRFIN20050922_191204_000000402041_00042_18633_6997.N1	22-SEP-2005 19:12:04	Twl_and_stray	40.000	142	49Del Cap	2.8500	8900.0	80	18633	No

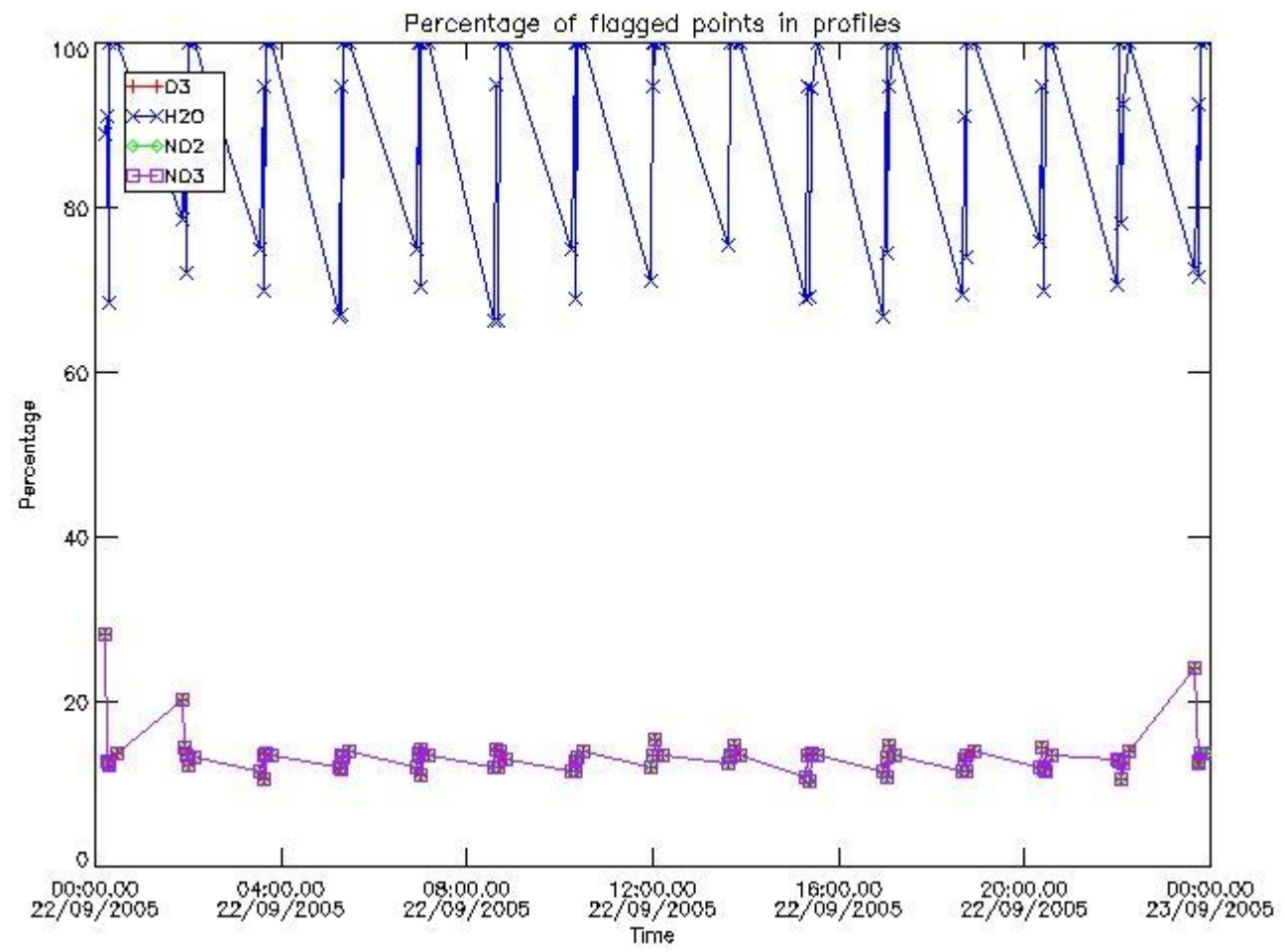


220	GOM_NL__2PRFIN20050922_191614_000000372041_00042_18633_6998.N1	22-SEP-2005 19:16:14	Bright	37.000	162	34Alp Aqr	2.9440	5350.0	74	18633	No
221	GOM_NL__2PRFIN20050922_191917_000000382041_00042_18633_6999.N1	22-SEP-2005 19:19:17	Bright	38.000	61	8Eps Peg	2.1000	3900.0	76	18633	No
222	GOM_NL__2PRFIN20050922_192652_000000402041_00042_18633_7000.N1	22-SEP-2005 19:26:52	Bright	39.500	92	53Eps Cyg	2.5000	4500.0	79	18633	No
223	GOM_NL__2PRFIN20050922_192953_000000372041_00042_18633_7001.N1	22-SEP-2005 19:29:53	Bright	36.500	19	50Alp Cyg	1.2460	10500.	73	18633	No
224	GOM_NL__2PRFIN20050922_193355_000000352041_00042_18633_7002.N1	22-SEP-2005 19:33:55	Bright	35.000	89	5Alp Cep	2.4510	8000.0	70	18633	No
225	GOM_NL__2PRFIN20050922_194252_000000362041_00042_18633_7003.N1	22-SEP-2005 19:42:52	Bright	35.500	60	7Bet UMi	2.0810	3950.0	71	18633	No
226	GOM_NL__2PRFIN20050922_194904_000000342041_00042_18633_7004.N1	22-SEP-2005 19:49:04	Bright	33.500	36	50Alp UMa	1.8000	6300.0	67	18633	No
227	GOM_NL__2PRFIN20050922_195032_000000332041_00042_18633_7005.N1	22-SEP-2005 19:50:32	Bright	33.000	82	48Bet UMa	2.3650	10600.	66	18633	No
228	GOM_NL__2PRFIN20050922_195340_000000342041_00042_18633_7006.N1	22-SEP-2005 19:53:40	Bright	34.000	174	52Psi UMa	3.0040	4400.0	68	18633	No
229	GOM_NL__2PRFIN20050922_201918_000000422041_00042_18633_7007.N1	22-SEP-2005 20:19:18	Dark	42.000	65	Lam Vel	2.2040	4400.0	84	18633	No
230	GOM_NL__2PRFIN20050922_202237_000000392041_00042_18633_7008.N1	22-SEP-2005 20:22:37	Dark	39.000	46	Del Vel	1.9540	10600.	78	18633	No
231	GOM_NL__2PRFIN20050922_202411_000000442041_00042_18633_7009.N1	22-SEP-2005 20:24:11	Dark	43.500	41	Eps Car	1.8600	4100.0	87	18633	No
232	GOM_NL__2PRFIN20050922_202615_000000452041_00043_18634_6991.N1	22-SEP-2005 20:26:15	Dark	44.500	29	Bet Car	1.6720	10200.	89	18634	No
233	GOM_NL__2PRFIN20050922_203438_000000382041_00043_18634_6992.N1	22-SEP-2005 20:34:38	Dark	38.000	135	Bet Hyi	2.8200	5800.0	76	18634	No
234	GOM_NL__2PRFIN20050922_204006_000000432041_00043_18634_6993.N1	22-SEP-2005 20:40:06	Straylight	42.500	148	Alp Tuc	2.8780	4100.0	85	18634	No
235	GOM_NL__2PRFIN20050922_204352_000000402041_00043_18634_6994.N1	22-SEP-2005 20:43:52	Straylight	40.000	31	Alp Gru	1.7340	15200.	80	18634	No
236	GOM_NL__2PRFIN20050922_204640_000000372041_00043_18634_6995.N1	22-SEP-2005 20:46:40	Straylight	36.500	172	Gam Gru	3.0030	13100.	73	18634	No
237	GOM_NL__2PRFIN20050922_204810_000000442041_00043_18634_6996.N1	22-SEP-2005 20:48:10	Straylight	43.500	18	24Alp PsA	1.1660	9700.0	87	18634	No
238	GOM_NL__2PRFIN20050922_205240_000000382041_00043_18634_6997.N1	22-SEP-2005 20:52:40	Tw_i_and_stray	38.000	142	49Del Cap	2.8500	8900.0	76	18634	No
239	GOM_NL__2PRFIN20050922_205650_000000372041_00043_18634_6998.N1	22-SEP-2005 20:56:50	Bright	37.000	162	34Alp Aqr	2.9440	5350.0	74	18634	No
240	GOM_NL__2PRFIN20050922_205953_000000372041_00043_18634_6999.N1	22-SEP-2005 20:59:53	Bright	37.000	61	8Eps Peg	2.1000	3900.0	74	18634	No
241	GOM_NL__2PRFIN20050922_210728_000000392041_00043_18634_7000.N1	22-SEP-2005 21:07:28	Bright	38.500	92	53Eps Cyg	2.5000	4500.0	77	18634	No
242	GOM_NL__2PRFIN20050922_211029_000000392041_00043_18634_7001.N1	22-SEP-2005 21:10:29	Bright	38.500	19	50Alp Cyg	1.2460	10500.	77	18634	No
243	GOM_NL__2PRFIN20050922_211431_000000352041_00043_18634_7002.N1	22-SEP-2005 21:14:31	Bright	35.000	89	5Alp Cep	2.4510	8000.0	70	18634	No
244	GOM_NL__2PRFIN20050922_212328_000000372041_00043_18634_7003.N1	22-SEP-2005 21:23:28	Bright	36.500	60	7Bet UMi	2.0810	3950.0	73	18634	No
245	GOM_NL__2PRFIN20050922_212940_000000382041_00043_18634_7004.N1	22-SEP-2005 21:29:40	Bright	37.500	36	50Alp UMa	1.8000	6300.0	75	18634	No
246	GOM_NL__2PRFIN20050922_213108_000000412041_00043_18634_7005.N1	22-SEP-2005 21:31:08	Bright	40.500	82	48Bet UMa	2.3650	10600.	81	18634	No
247	GOM_NL__2PRFIN20050922_213416_000000522041_00043_18634_7006.N1	22-SEP-2005 21:34:16	Bright	51.500	174	52Psi UMa	3.0040	4400.0	103	18634	No
248	GOM_NL__2PRFIN20050922_215955_000000402041_00043_18634_7007.N1	22-SEP-2005 21:59:55	Dark	39.500	65	Lam Vel	2.2040	4400.0	79	18634	No
249	GOM_NL__2PRFIN20050922_220313_000000402041_00043_18634_7008.N1	22-SEP-2005 22:03:13	Dark	40.000	46	Del Vel	1.9540	10600.	80	18634	No
250	GOM_NL__2PRFIN20050922_220447_000000492041_00043_18634_7009.N1	22-SEP-2005 22:04:47	Dark	48.500	41	Eps Car	1.8600	4100.0	97	18634	No
251	GOM_NL__2PRFIN20050922_220651_000000412041_00044_18635_6991.N1	22-SEP-2005 22:06:51	Dark	40.500	29	Bet Car	1.6720	10200.	81	18635	No
252	GOM_NL__2PRFIN20050922_221514_000000372041_00044_18635_6992.N1	22-SEP-2005 22:15:14	Dark	36.500	135	Bet Hyi	2.8200	5800.0	73	18635	No
253	GOM_NL__2PRFIN20050922_222042_000000362041_00044_18635_6993.N1	22-SEP-2005 22:20:42	Straylight	36.000	148	Alp Tuc	2.8780	4100.0	72	18635	No
254	GOM_NL__2PRFIN20050922_222428_000000422041_00044_18635_6994.N1	22-SEP-2005 22:24:28	Straylight	41.500	31	Alp Gru	1.7340	15200.	83	18635	No
255	GOM_NL__2PRFIN20050922_222716_000000372041_00044_18635_6995.N1	22-SEP-2005 22:27:16	Straylight	36.500	172	Gam Gru	3.0030	13100.	73	18635	No
256	GOM_NL__2PRFIN20050922_222846_000000402041_00044_18635_6996.N1	22-SEP-2005 22:28:46	Straylight	39.500	18	24Alp PsA	1.1660	9700.0	79	18635	No
257	GOM_NL__2PRFIN20050922_223316_000000412041_00044_18635_6997.N1	22-SEP-2005 22:33:16	Tw_i_and_stray	41.000	142	49Del Cap	2.8500	8900.0	82	18635	No
258	GOM_NL__2PRFIN20050922_223726_000000382041_00044_18635_6998.N1	22-SEP-2005 22:37:26	Bright	37.500	162	34Alp Aqr	2.9440	5350.0	75	18635	No
259	GOM_NL__2PRFIN20050922_224029_000000372041_00044_18635_6999.N1	22-SEP-2005 22:40:29	Bright	37.000	61	8Eps Peg	2.1000	3900.0	74	18635	No
260	GOM_NL__2PRFIN20050922_224804_000000382041_00044_18635_7000.N1	22-SEP-2005 22:48:04	Bright	37.500	92	53Eps Cyg	2.5000	4500.0	75	18635	No
261	GOM_NL__2PRFIN20050922_225105_000000342041_00044_18635_7001.N1	22-SEP-2005 22:51:05	Bright	34.000	19	50Alp Cyg	1.2460	10500.	68	18635	No
262	GOM_NL__2PRFIN20050922_225507_000000352041_00044_18635_7002.N1	22-SEP-2005 22:55:07	Bright	35.000	89	5Alp Cep	2.4510	8000.0	70	18635	No
263	GOM_NL__2PRFIN20050922_230404_000000352041_00044_18635_7003.N1	22-SEP-2005 23:04:04	Bright	34.500	60	7Bet UMi	2.0810	3950.0	69	18635	No
264	GOM_NL__2PRFIN20050922_231016_000000362041_00044_18635_7004.N1	22-SEP-2005 23:10:16	Bright	36.000	36	50Alp UMa	1.8000	6300.0	72	18635	No
265	GOM_NL__2PRFIN20050922_231144_000000362041_00044_18635_7005.N1	22-SEP-2005 23:11:44	Bright	35.500	82	48Bet UMa	2.3650	10600.	71	18635	No
266	GOM_NL__2PRFIN20050922_231452_000000332041_00044_18635_7006.N1	22-SEP-2005 23:14:52	Bright	33.000	174	52Psi UMa	3.0040	4400.0	66	18635	No
267	GOM_NL__2PRFIN20050922_234031_000000442041_00044_18635_7007.N1	22-SEP-2005 23:40:31	Dark	44.000	65	Lam Vel	2.2040	4400.0	88	18635	No
268	GOM_NL__2PRFIN20050922_234349_000000402041_00044_18635_7008.N1	22-SEP-2005 23:43:49	Dark	40.000	46	Del Vel	1.9540	10600.	80	18635	No
269	GOM_NL__2PRFIN20050922_234523_000000452041_00044_18635_7009.N1	22-SEP-2005 23:45:23	Dark	44.500	41	Eps Car	1.8600	4100.0	89	18635	No
270	GOM_NL__2PRFIN20050922_234727_000000372041_00045_18636_6991.N1	22-SEP-2005 23:47:27	Dark	37.000	29	Bet Car	1.6720	10200.	74	18636	No
271	GOM_NL__2PRFIN20050922_235550_000000372041_00045_18636_6992.N1	22-SEP-2005 23:55:50	Dark	37.000	135	Bet Hyi	2.8200	5800.0	74	18636	No

### 3. Quality information per product

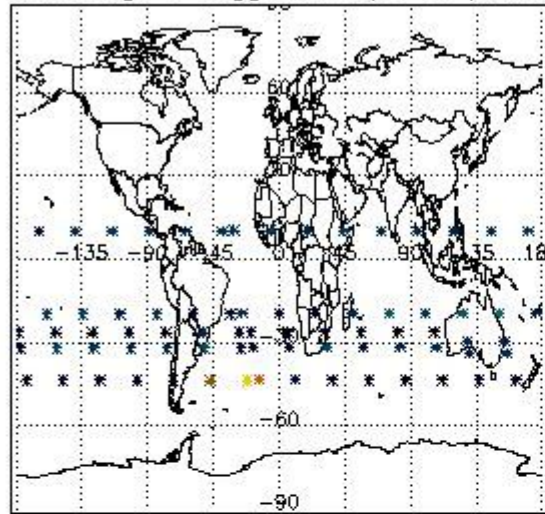
In this section it is plotted some information contained in the Quality Summary data set of the level 2 products. Only products in dark limb conditions and without errors (error flag in the MPH set to "0") are used.

3.1 Plot quality information per product (time dependant)

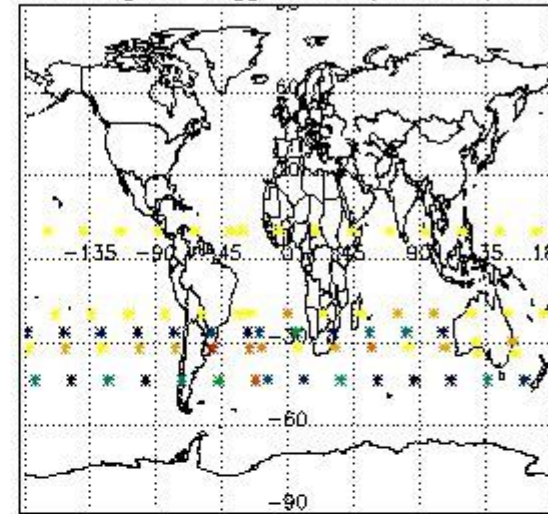


3.2 Plot quality information per product (world map)

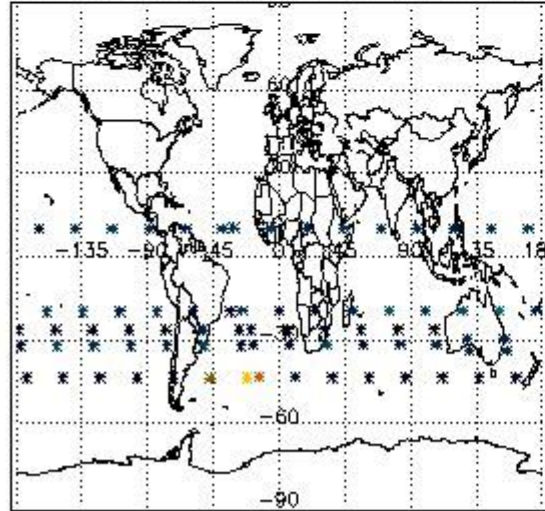
Percentage of flagged data per O3 profile



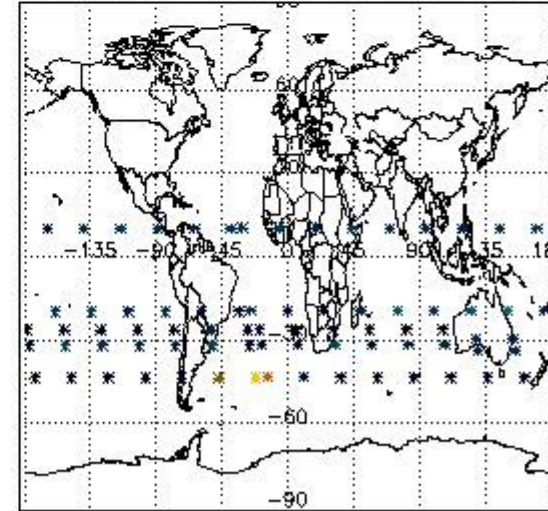
Percentage of flagged data per H2O profile



Percentage of flagged data per NO2 profile



Percentage of flagged data per NO3 profile



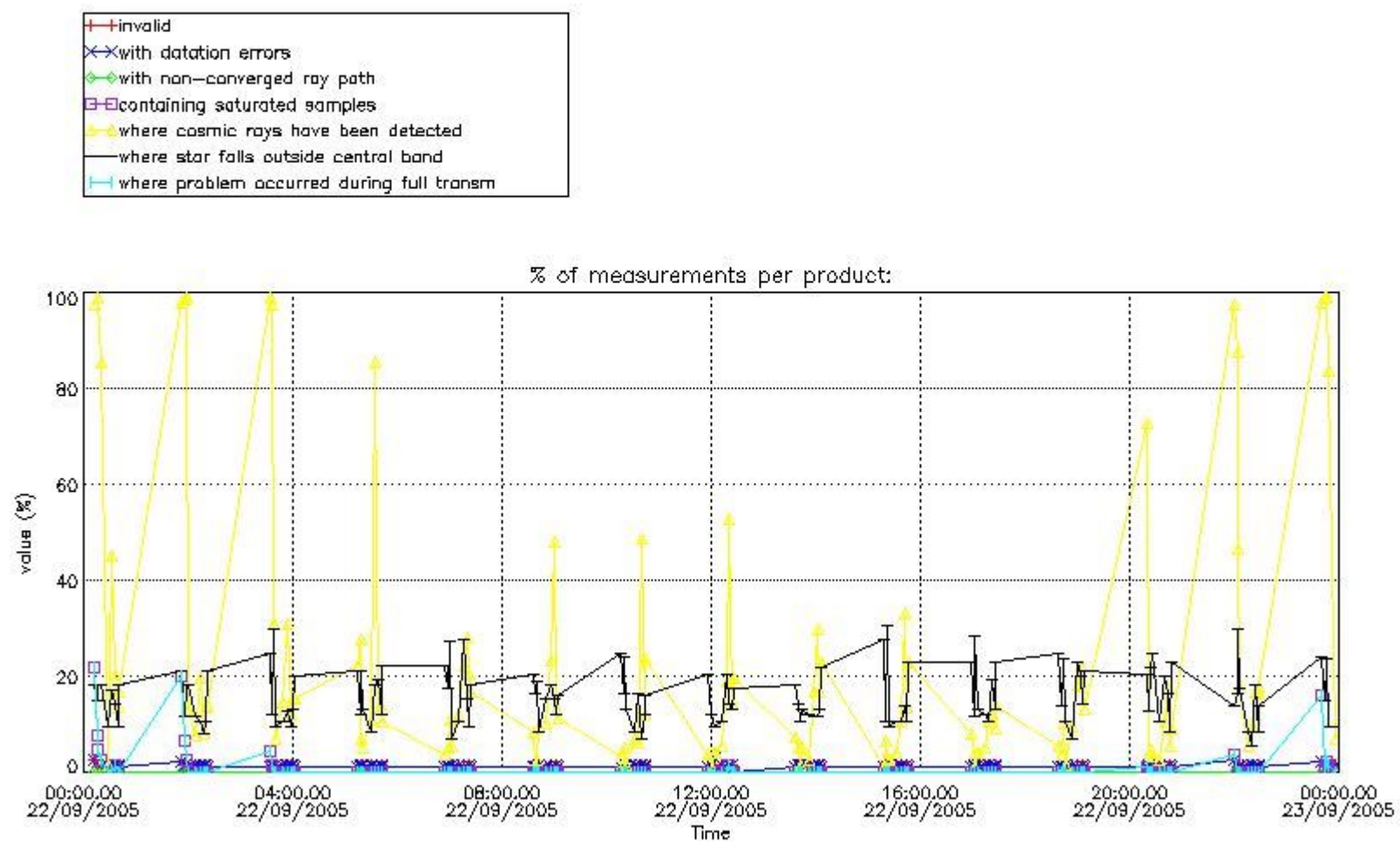
#### 4. Level 1 quality information per product

In this section it is plotted some information contained in the Quality Summary data set of the level 2 products that comes from the level 1b processing. Products without errors (error flag in the MPH set to "0") are used.

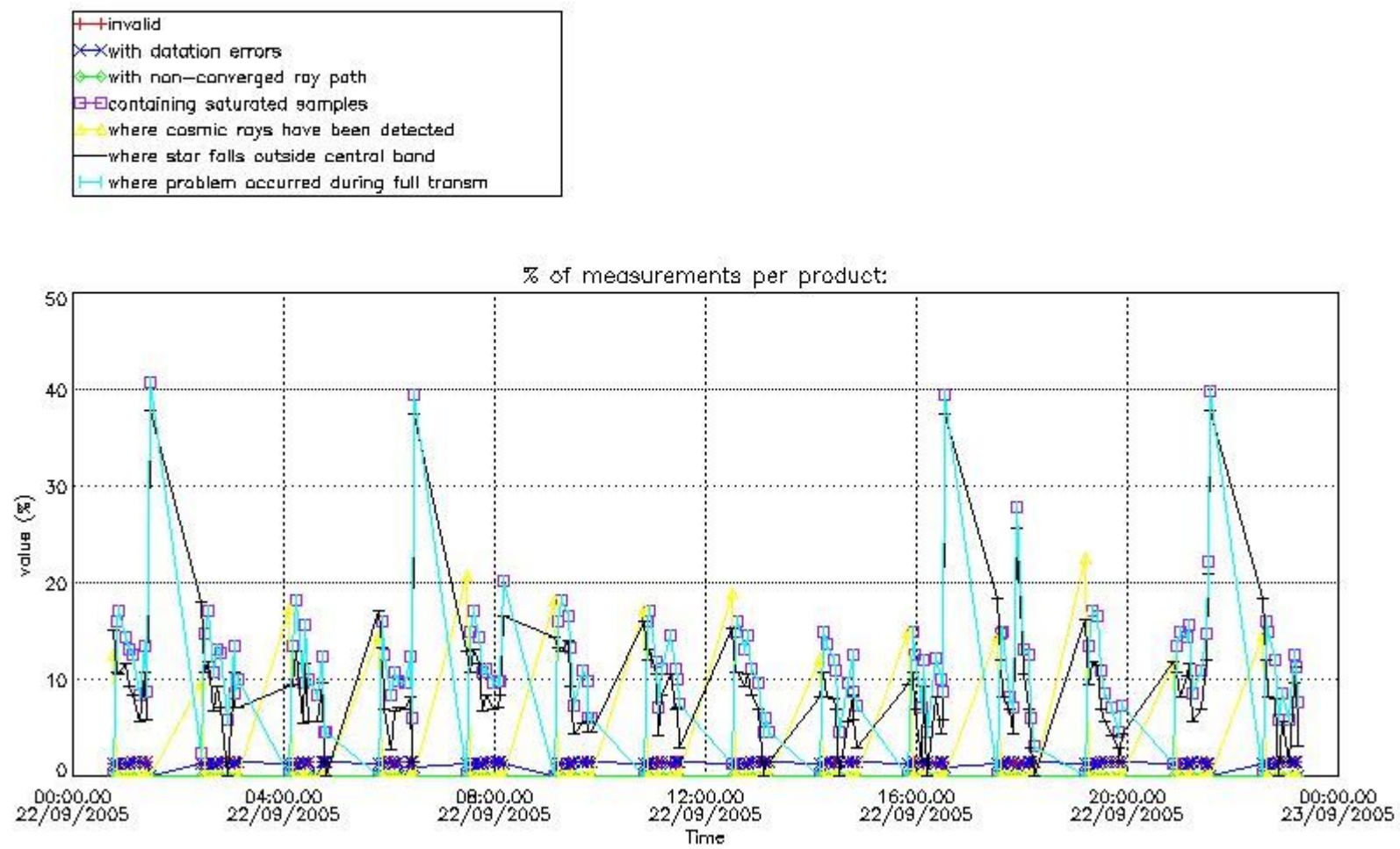
##### 4.1 Plot quality information per product (time dependant) coming from level 1b processing

##### 4.1.1 Plot level 1 quality information per product (time dependant): ENVISAT ASCENDING passes



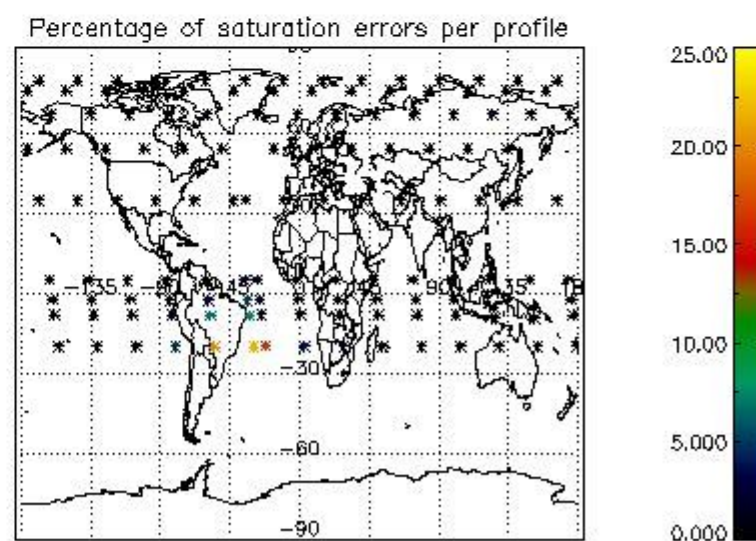
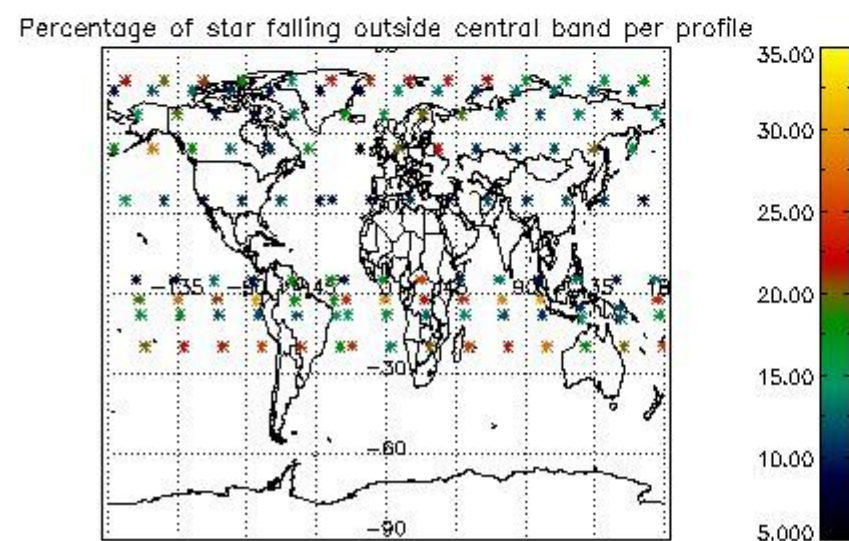
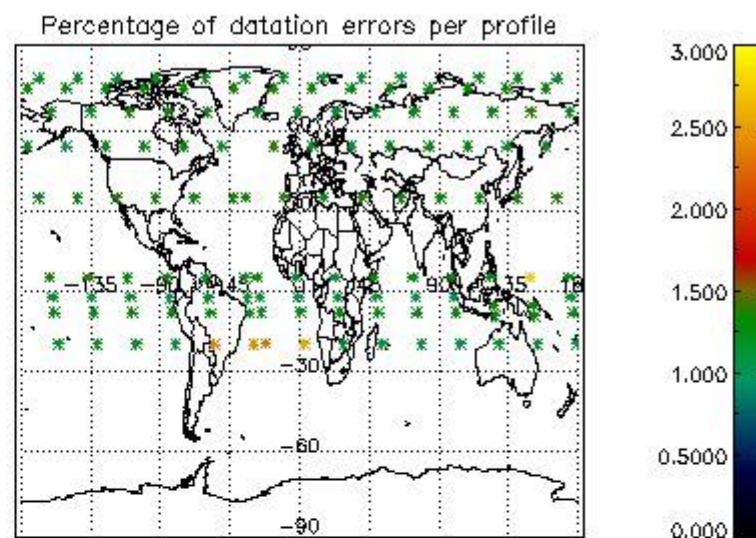
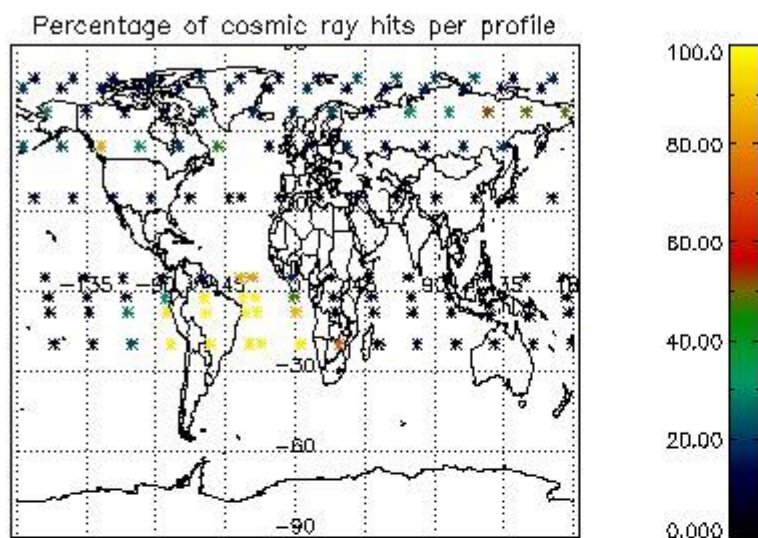


4.1.2 Plot level 1 quality information per product (time dependant): ENVI SAT DESCENDING passes



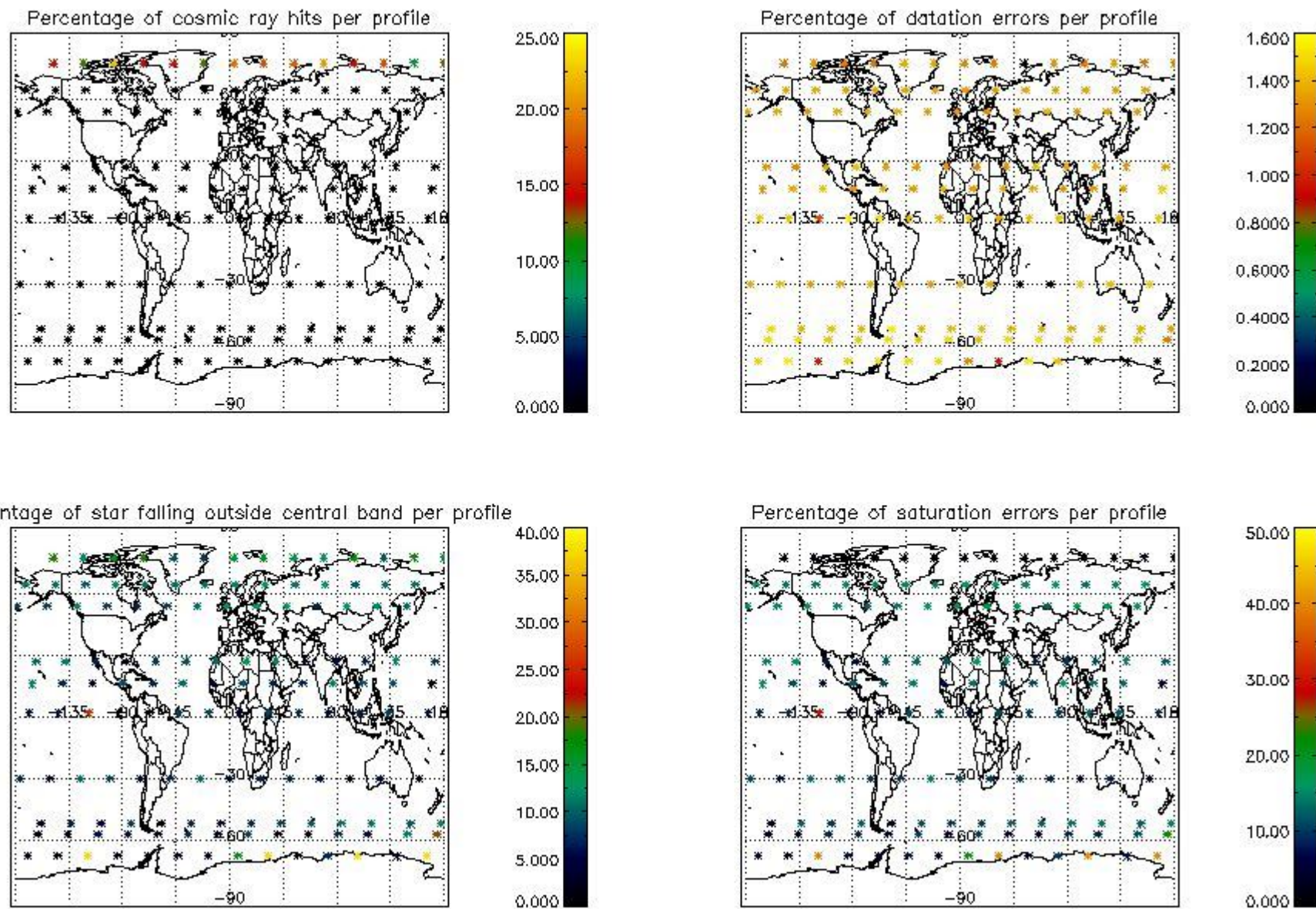
#### 4.2 Plot quality information per product coming from level 1b processing (world map)

##### 4.2.1 Plot level 1 quality information per product (world map): ENVISAT ASCENDING passes



4.2.2 Plot level 1 quality information per product (world map): ENVISAT DESCENDING passes





## 5. Trace gas profiles

### 5.1 Ozone statistics based on quality of products

The final quality of the products can be "measured" using the STD (Standard Deviation) attached to every point profile. This information is written to the parameter GOM\_NL\_\_2P/NL\_LOCAL\_SPECIES\_DENSITY/o3\_std of the level 2 products. The table below shows the statistics for given STD ranges.

The statistics are given with respect to the overall valid production:

- Products without fatal errors: GOM\_NL\_\_2P/MPH/PRODUCT\_ERR=0
- Valid point profile: GOM\_NL\_\_2P/NL\_LOCAL\_SPECIES\_DENSITY/pcd(0)=0

The 'Criteria' is applied to valid points of dark limb products:

- Products in dark limb illumination condition: GOM\_NL\_\_2P/NL\_SUMMARY\_QUALITY/obs\_ill\_cond=0
- Products without fatal errors: GOM\_NL\_\_2P/MPH/PRODUCT\_ERR=0
- Valid point profile: GOM\_NL\_\_2P/NL\_LOCAL\_SPECIES\_DENSITY/pcd(0)=0

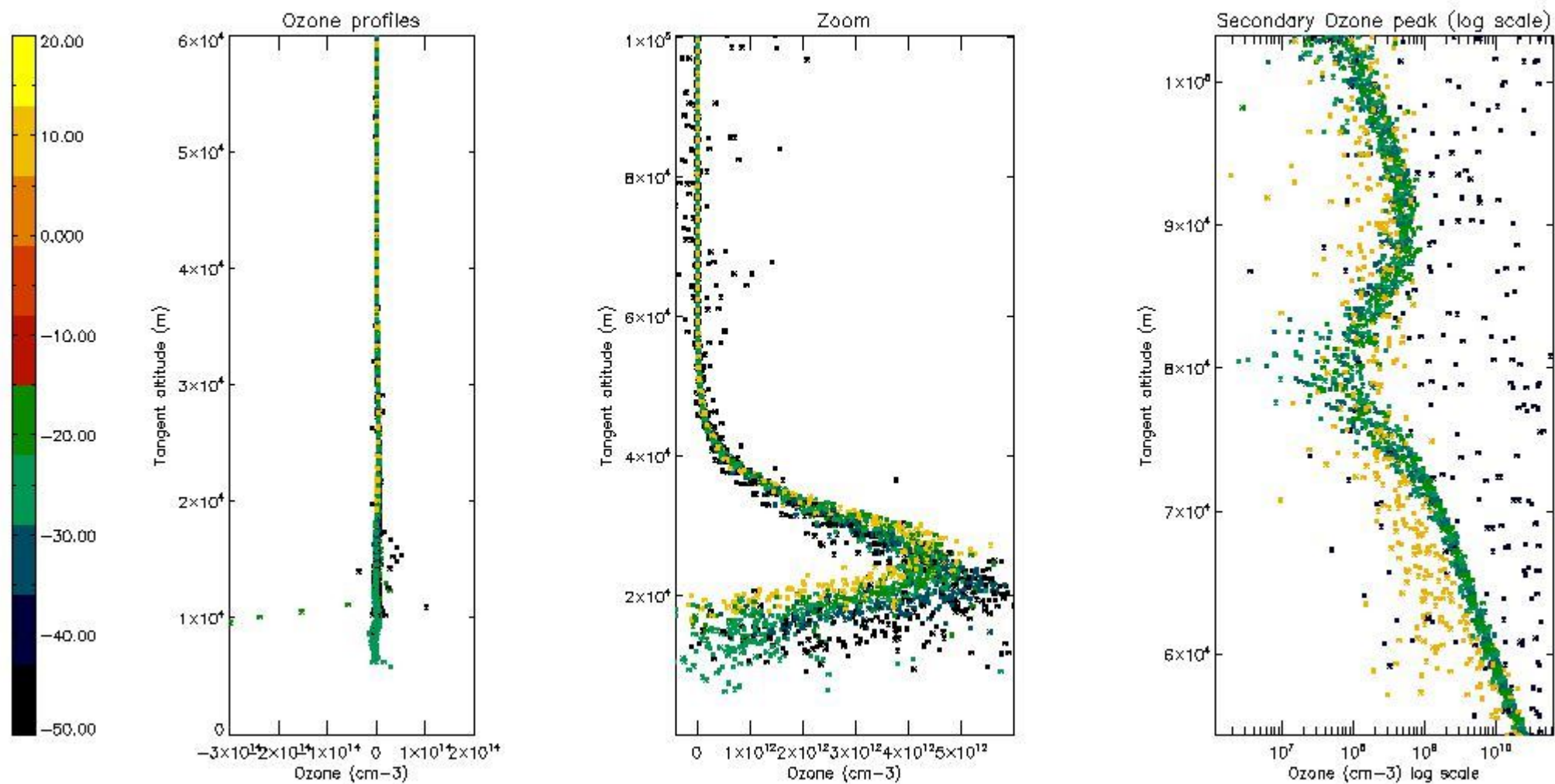
So, the table below shows the percentage of dark limb and valid observations for each criteria with respect to the overall valid daily observations.

Criteria	% of total production
All STD	30
STD < 20	15

STD < 10	12
STD < 5	5

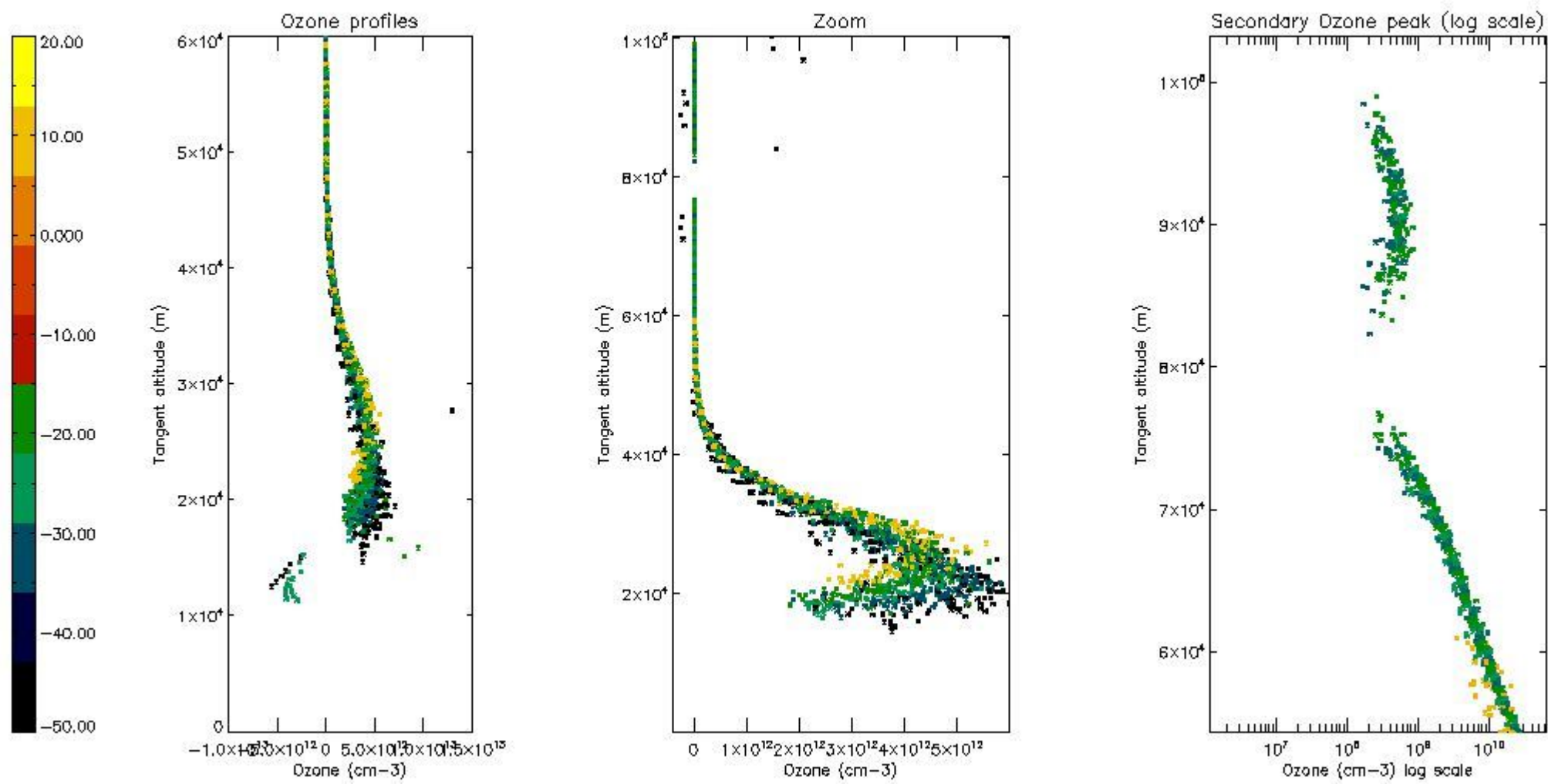
5.2 Plot ozone profiles for all STD (dark without errors)

The colorbar represents the latitude.



5.3 Plot ozone profiles where STD < 20% (dark without errors)

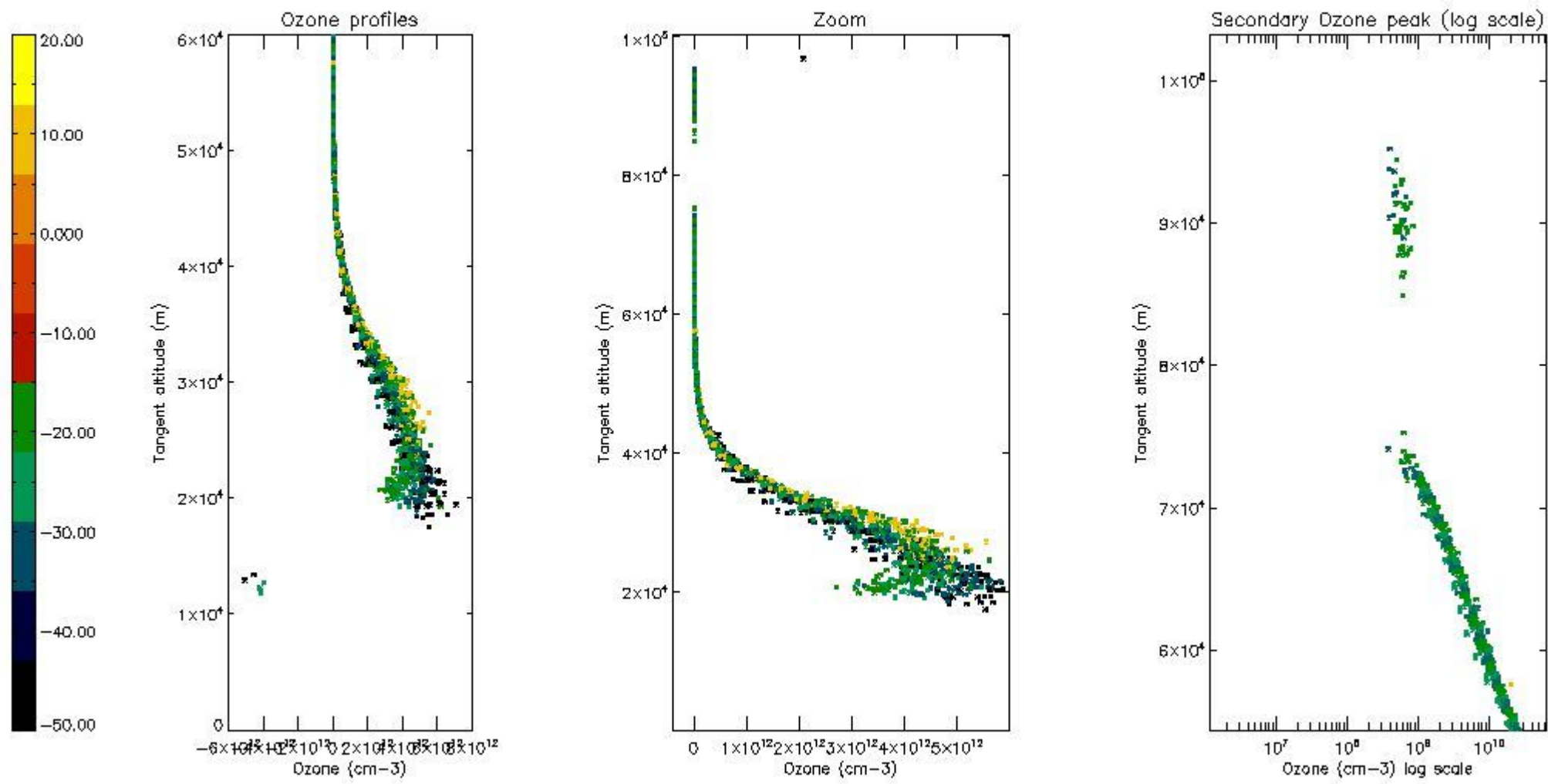
The colorbar represents the latitude.



*5.4 Plot ozone profiles where STD < 10% (dark without errors)*

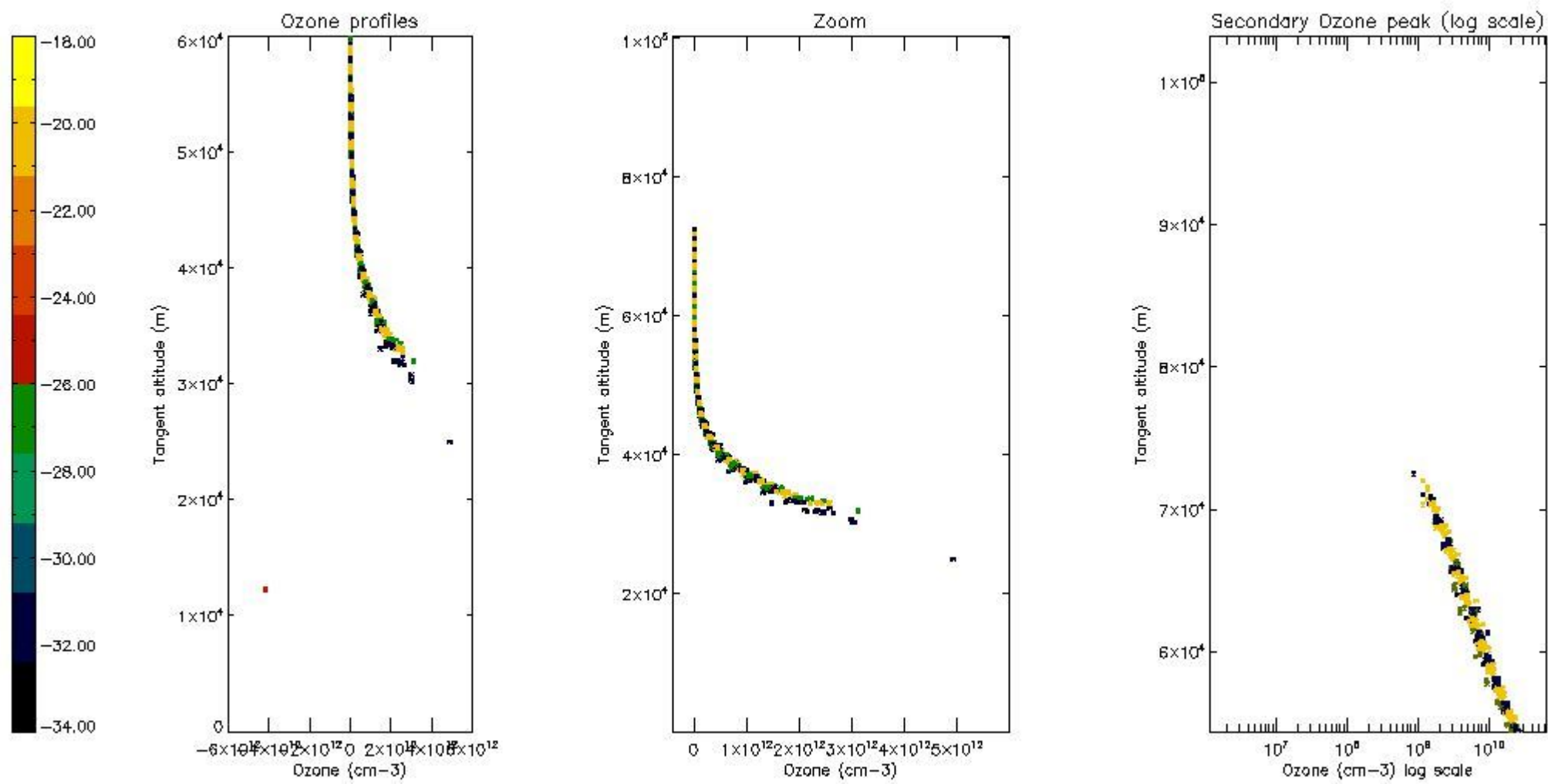
The colorbar represents the latitude.





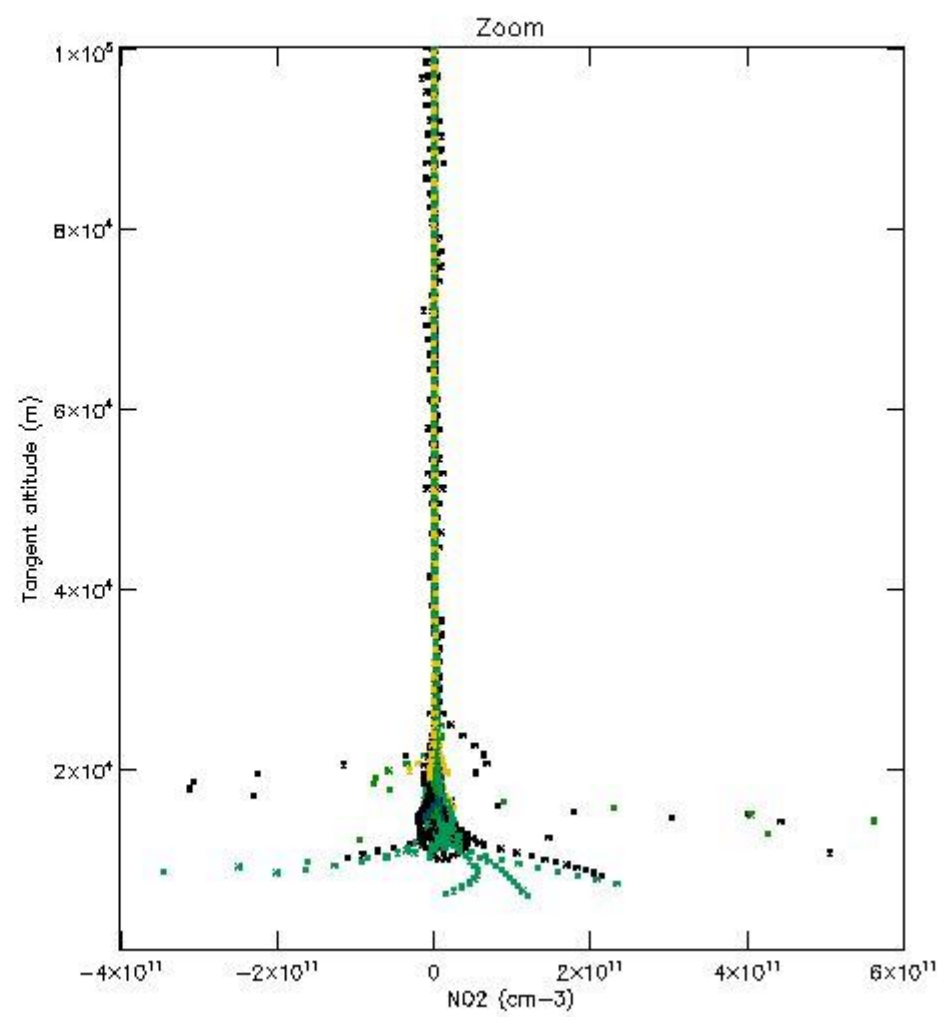
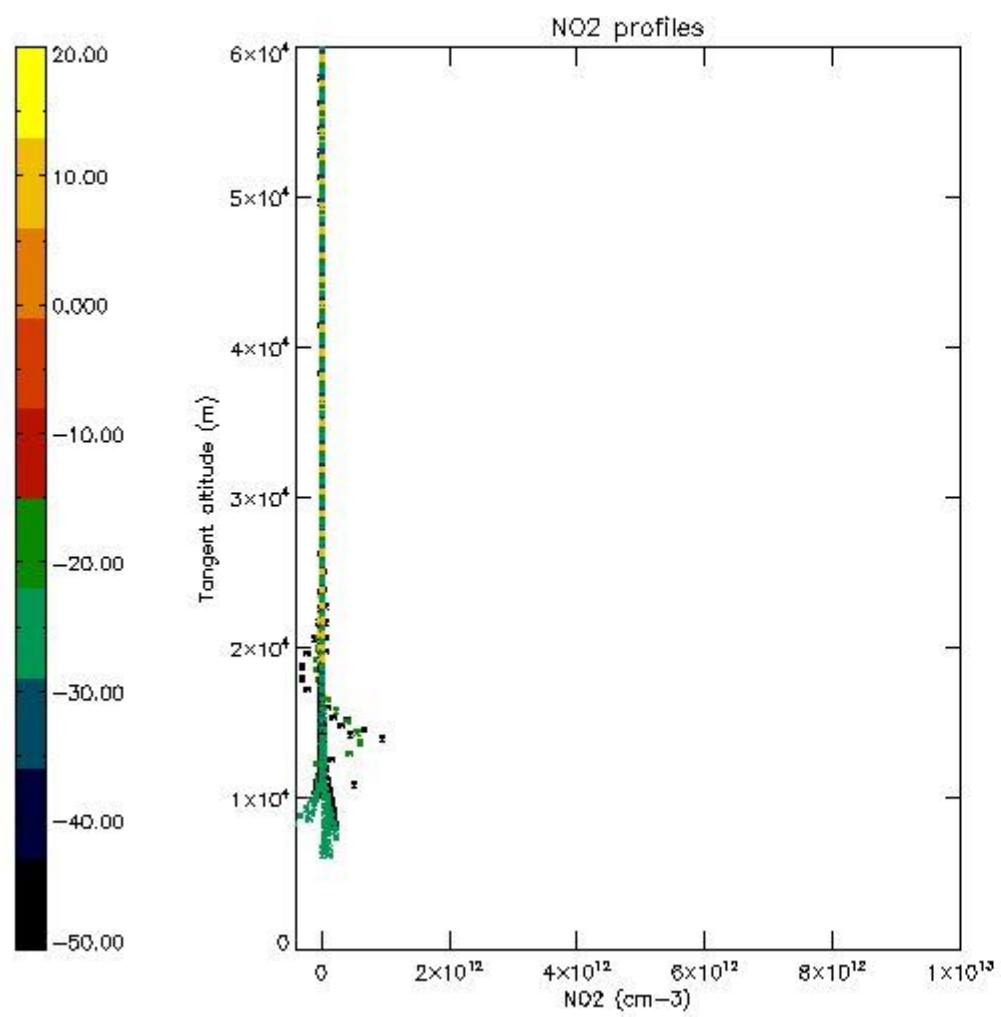
*5.5 Plot ozone profiles where  $STD < 5\%$  (dark without errors)*

The colorbar represents the latitude.



*5.6 Plot NO<sub>2</sub> profiles for all STD (dark without errors)*

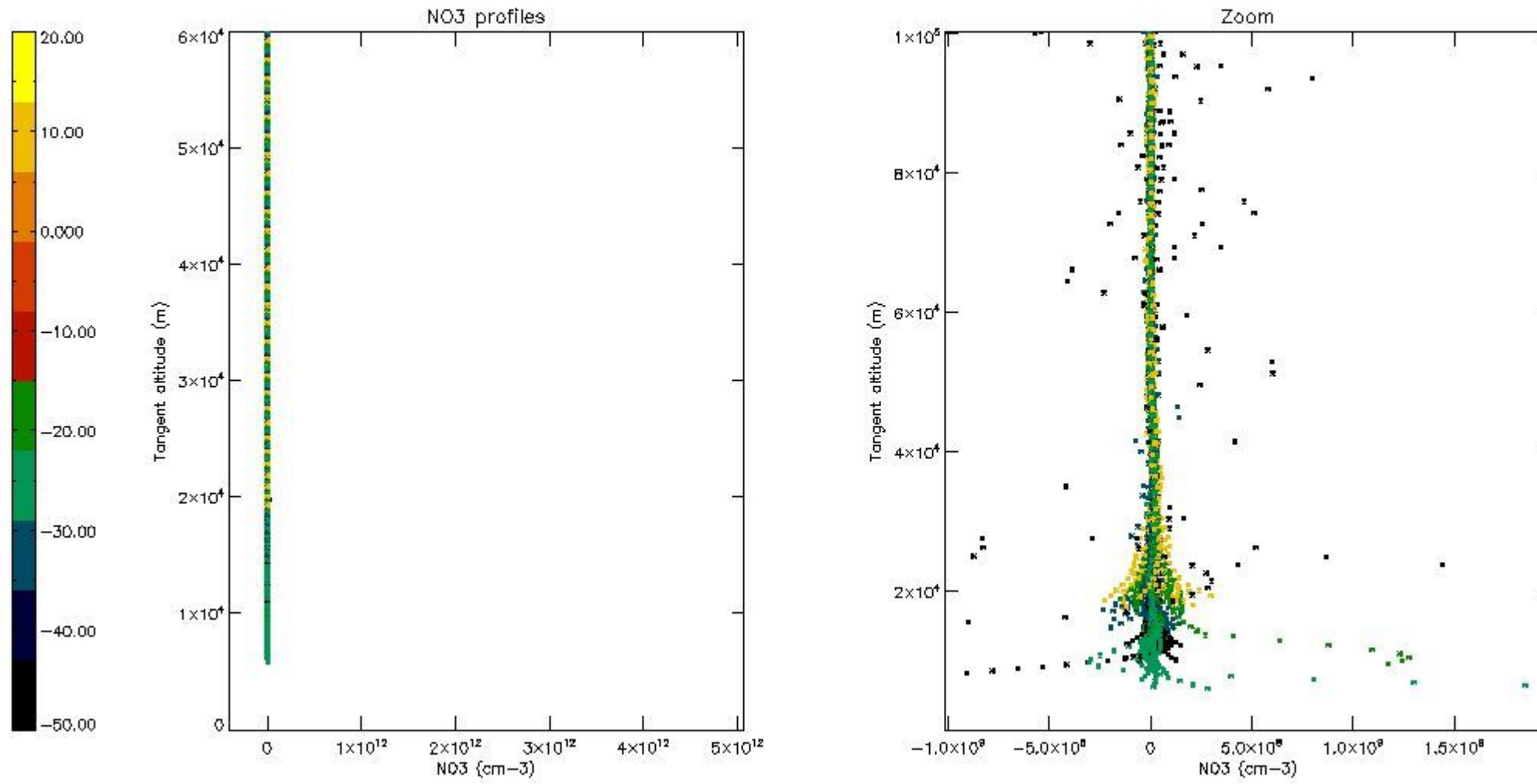
The colorbar represents the latitude.



*5.7 Plot NO3 profiles for all STD (dark without errors)*

The colorbar represents the latitude.

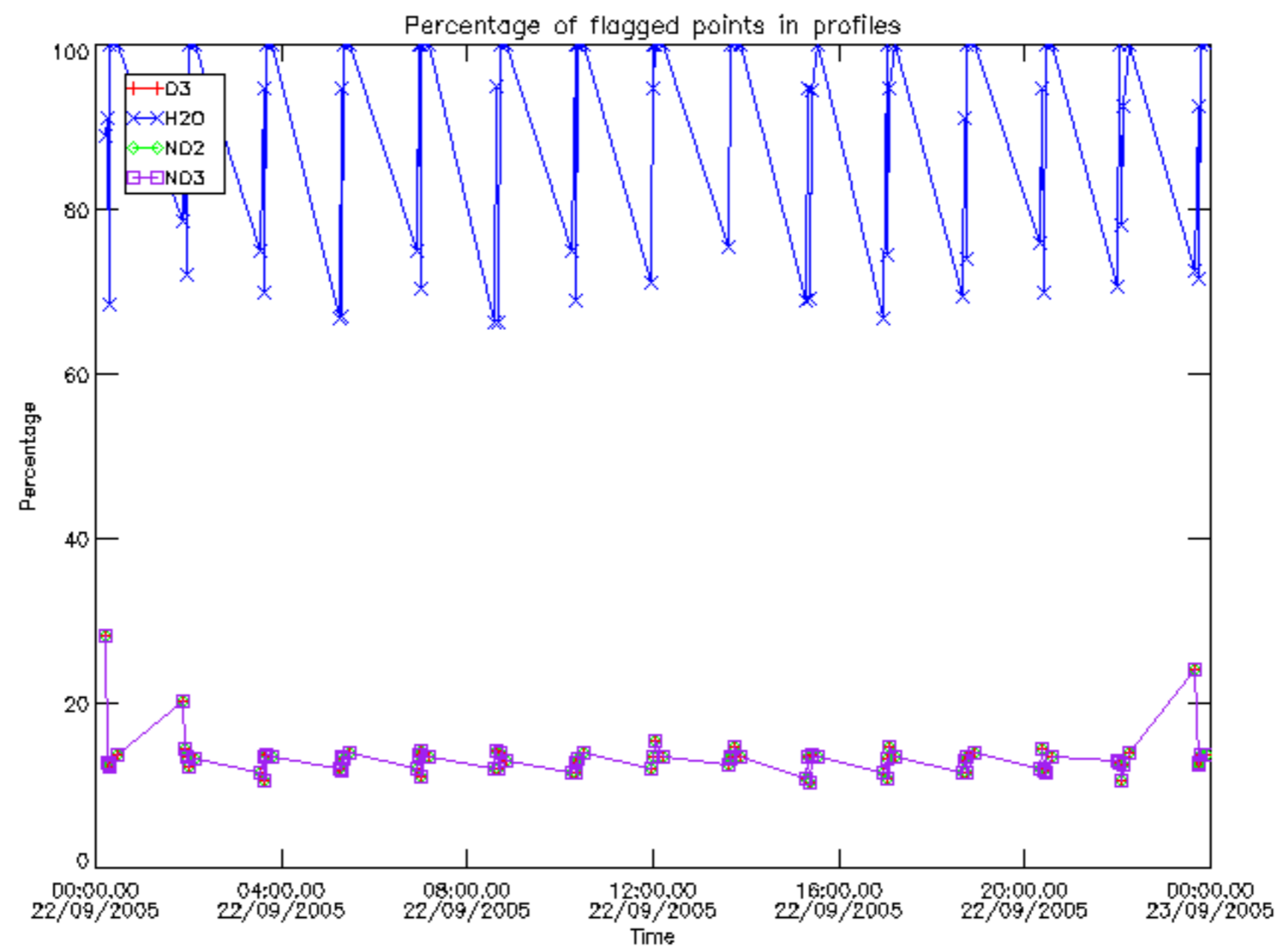




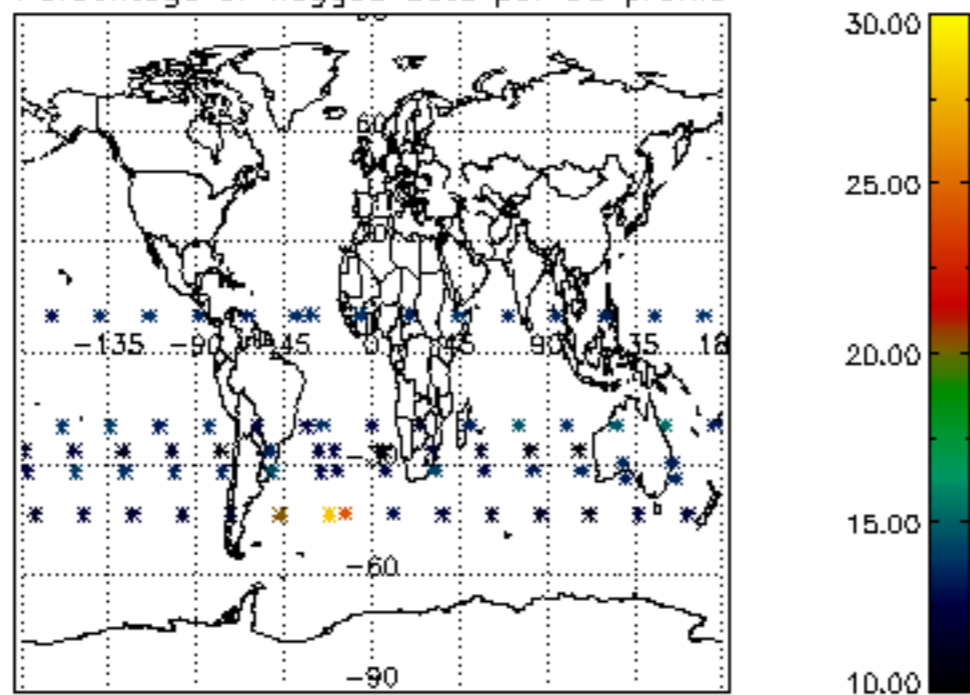
## 6. Auxiliary Data Files used for the production reported in section 2

The number reported in the third column indicates since which file (see list in section 2) the corresponding auxiliary file has been used. The fourth column is the date of those product files.

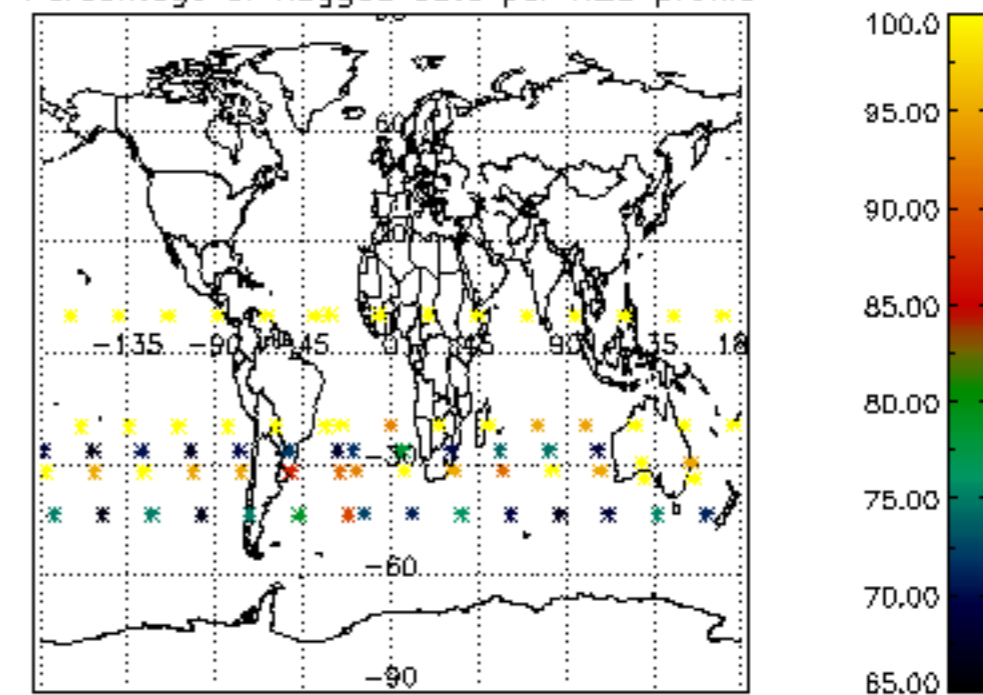
Type	Auxiliary Filename	Used since product	Used since product date
INST_PHYS_CHARACTERISTICS	GOM_INS_AXVIEC20091111_143220_20030716_120000_20500101_000000	1	22-SEP-2005 00:12:04
LEVEL-2_PROC_CONFIG	GOM_PR2_AXVIEC20091111_152718_20020301_000000_20500101_000000	1	22-SEP-2005 00:12:04
CROSS_SECTIONS_FILE	GOM_CRS_AXVIEC20091111_154832_20020301_000000_20500101_000000	1	22-SEP-2005 00:12:04



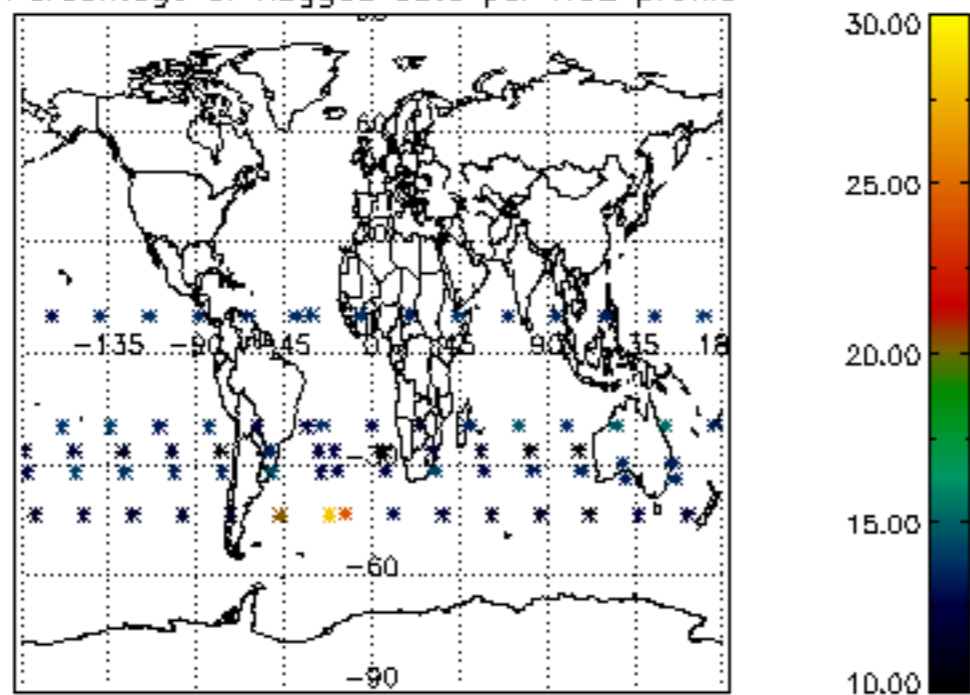
Percentage of flagged data per D3 profile



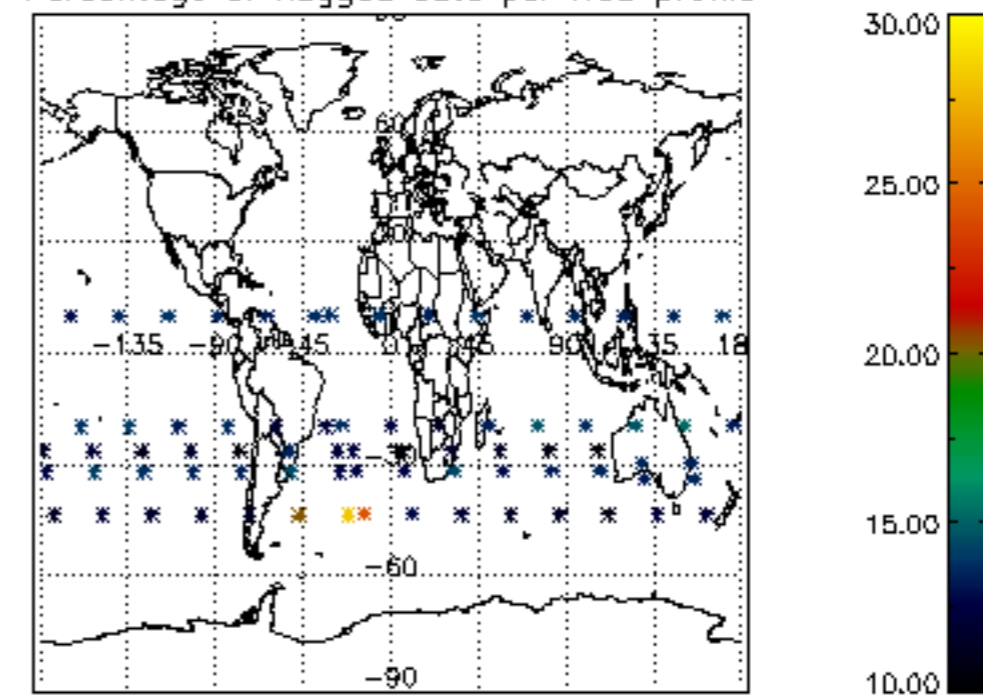
Percentage of flagged data per H2O profile



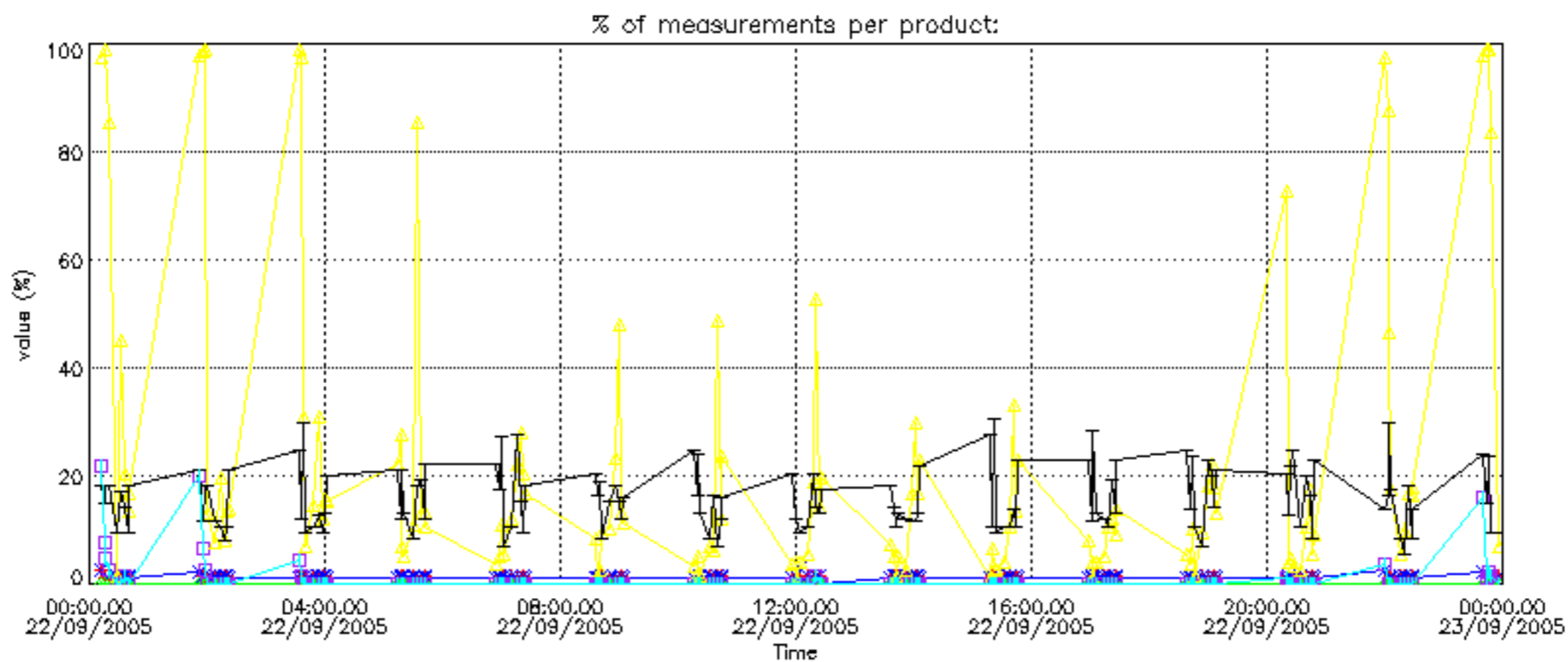
Percentage of flagged data per NO2 profile

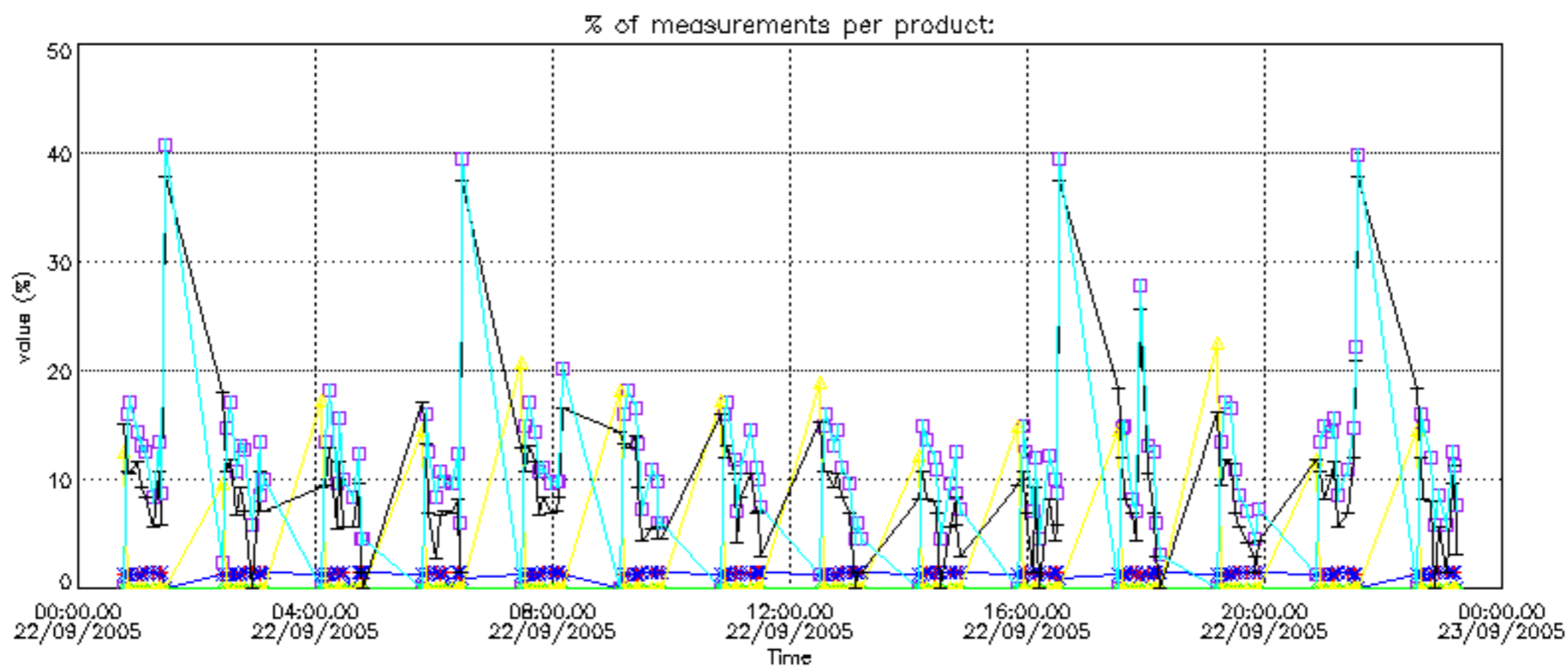


Percentage of flagged data per NO3 profile

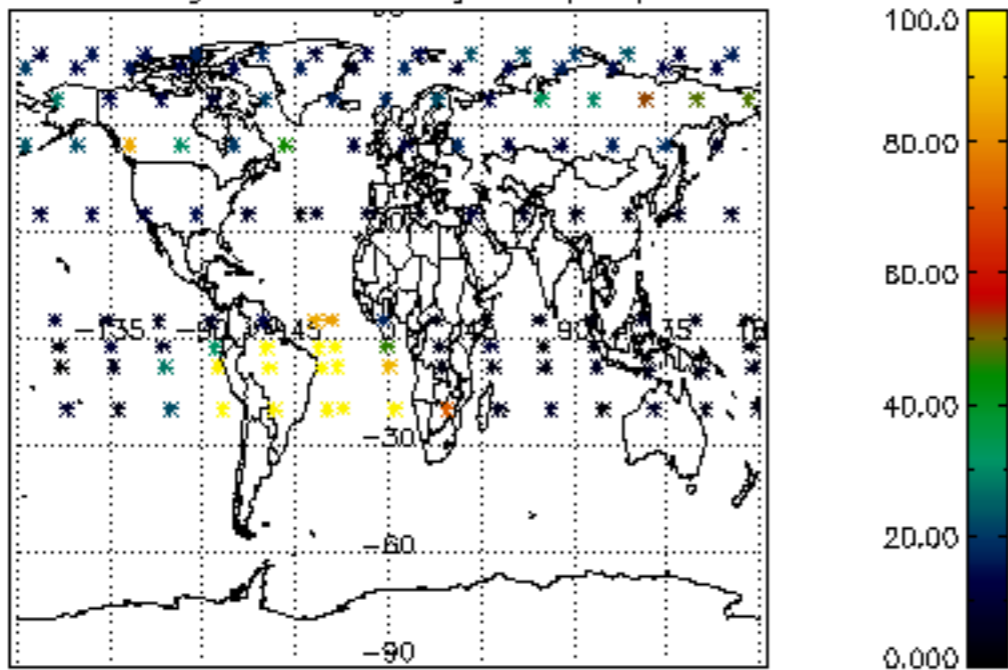




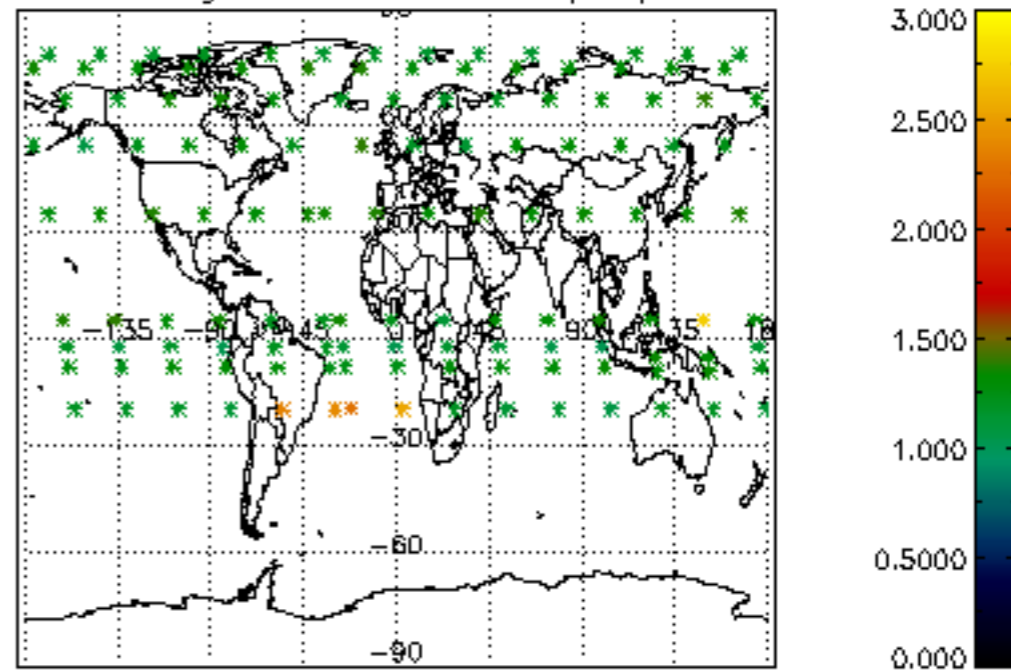




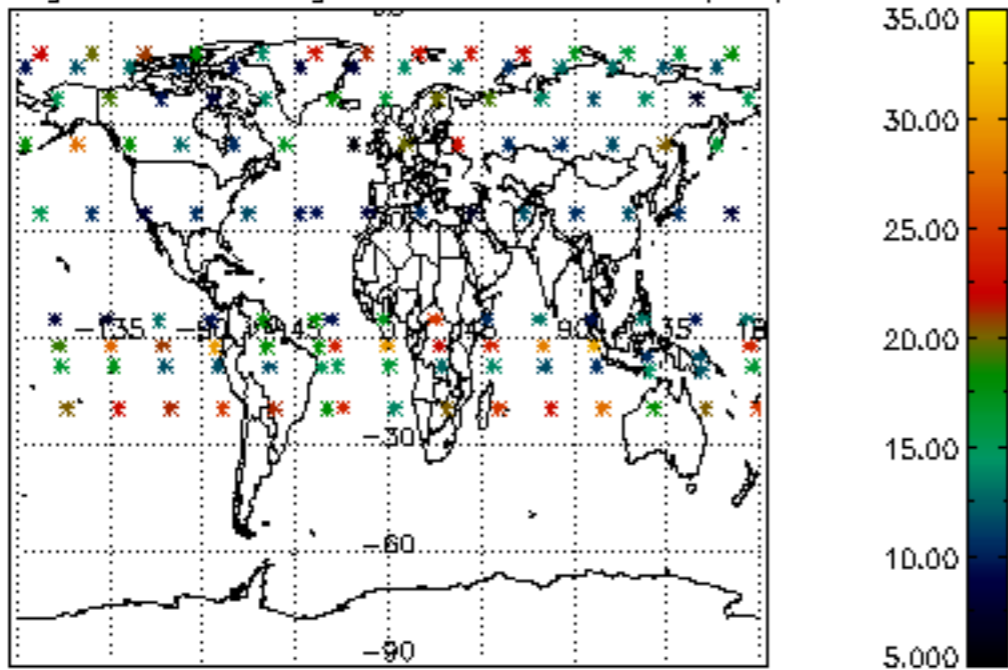
Percentage of cosmic ray hits per profile



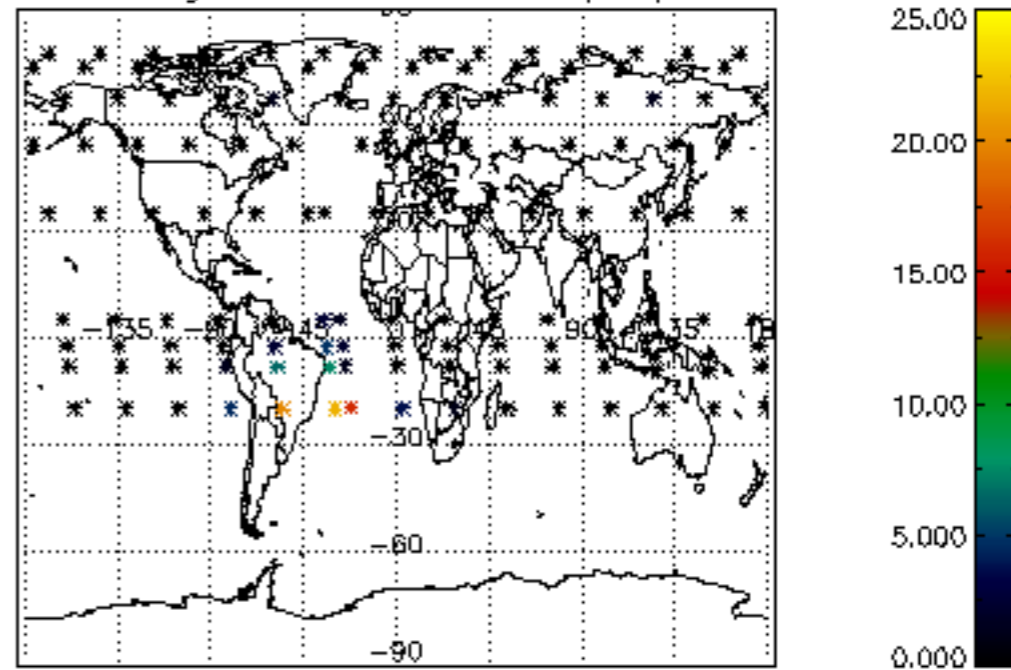
Percentage of datation errors per profile



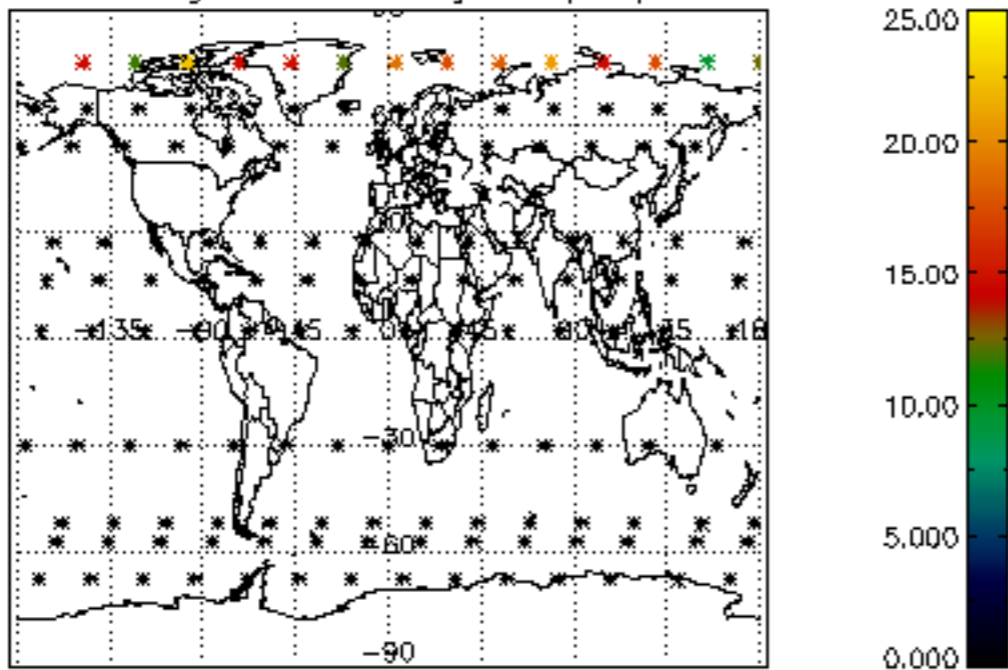
Percentage of star falling outside central band per profile



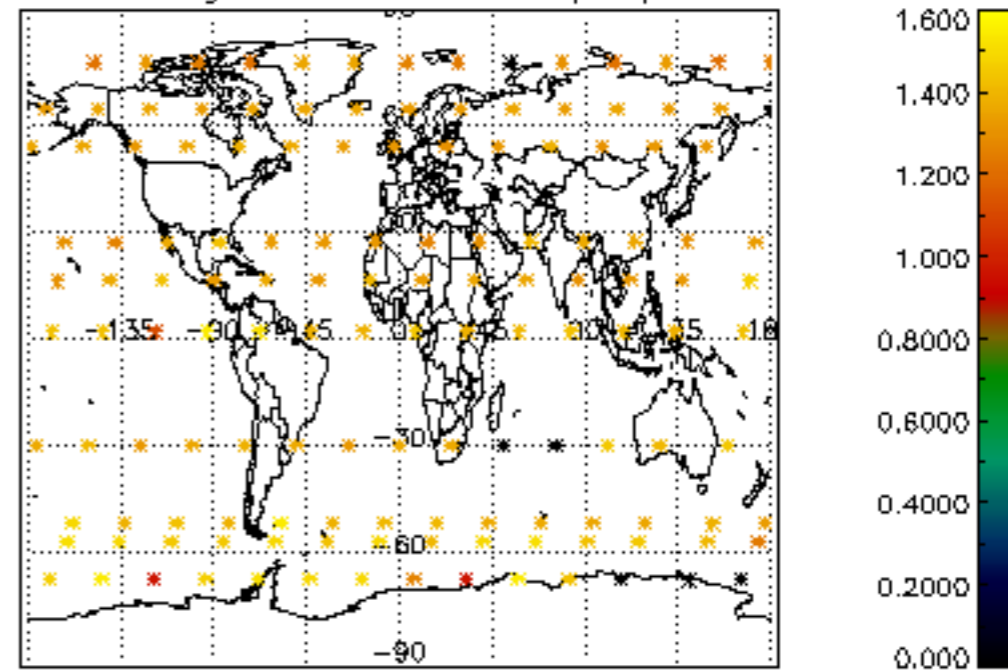
Percentage of saturation errors per profile



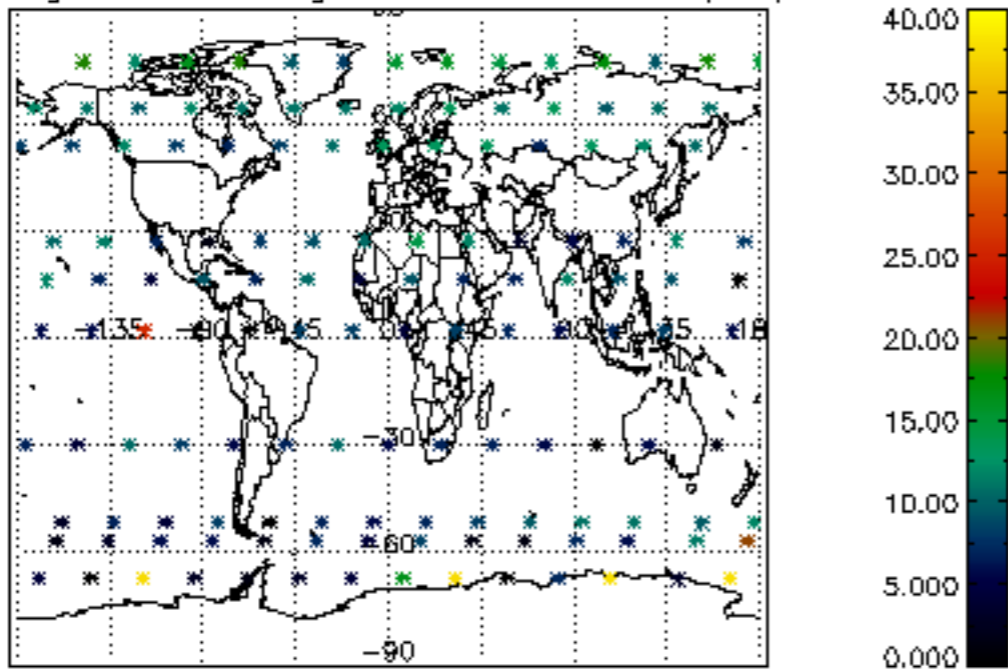
Percentage of cosmic ray hits per profile



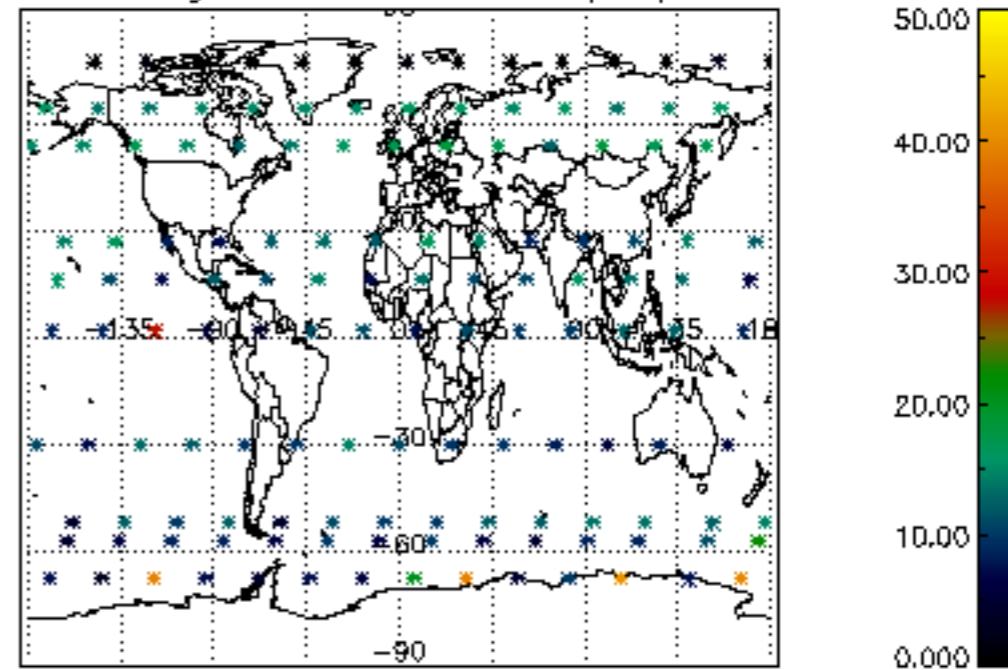
Percentage of datation errors per profile



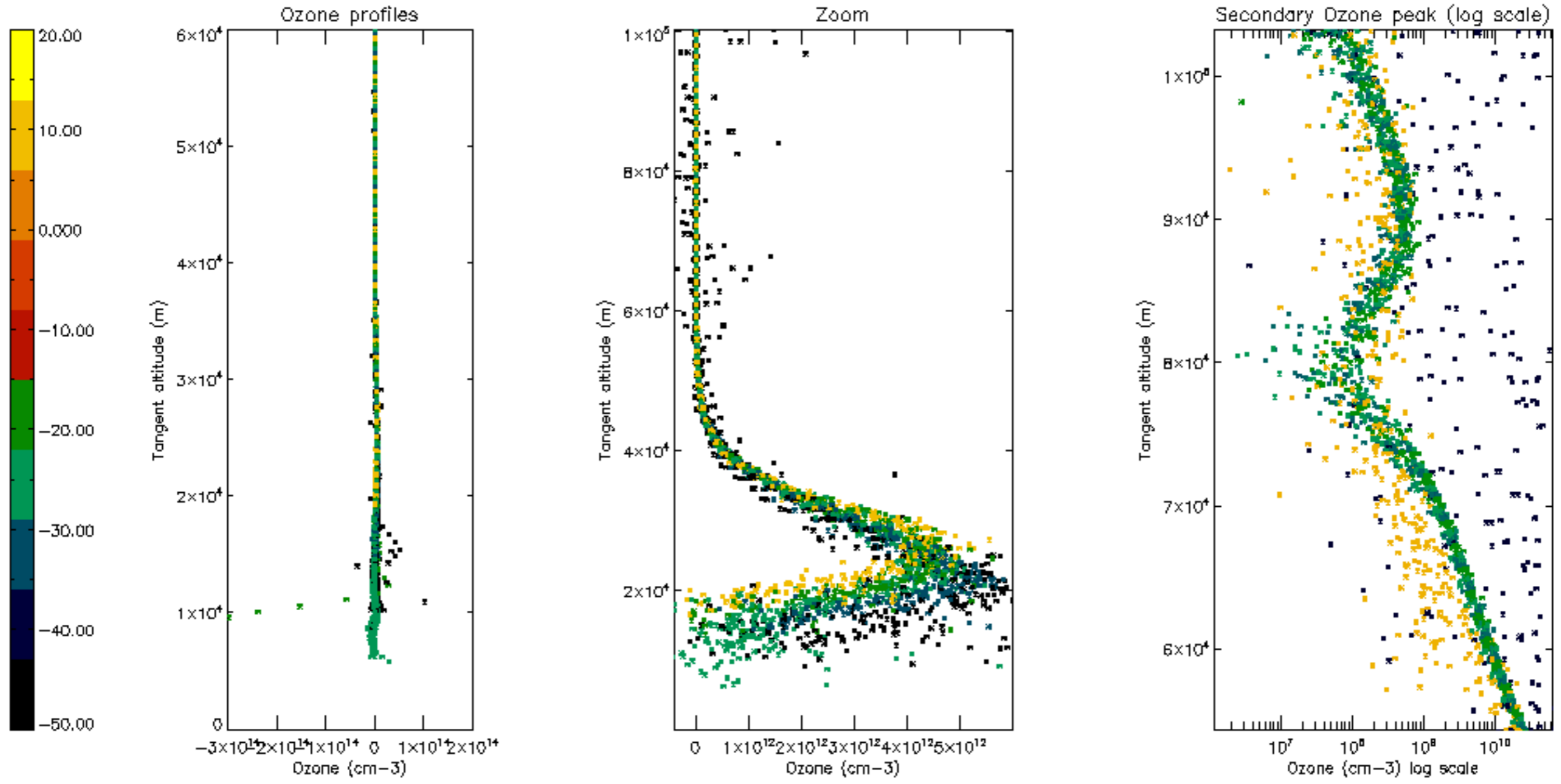
Percentage of star falling outside central band per profile

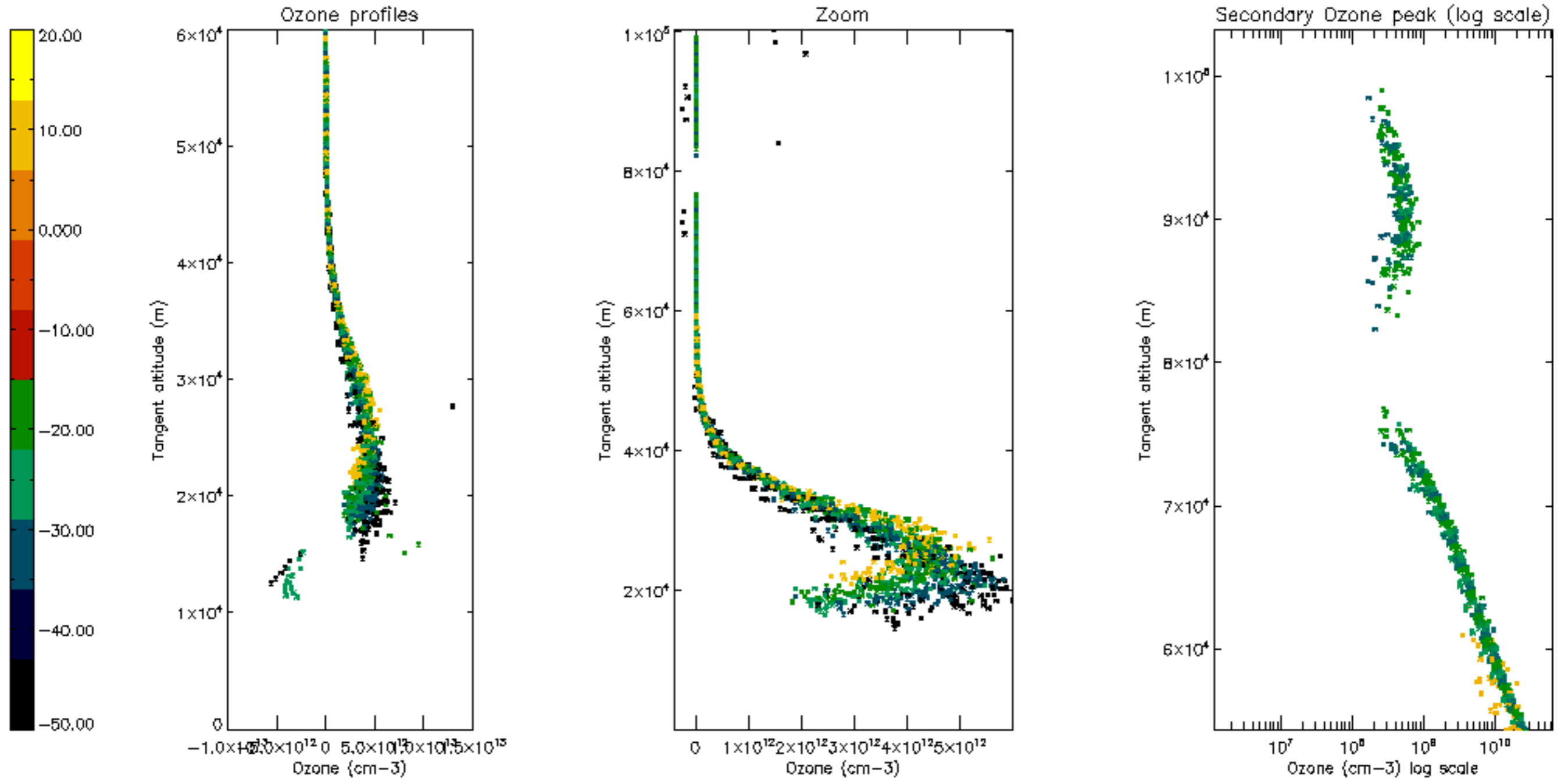


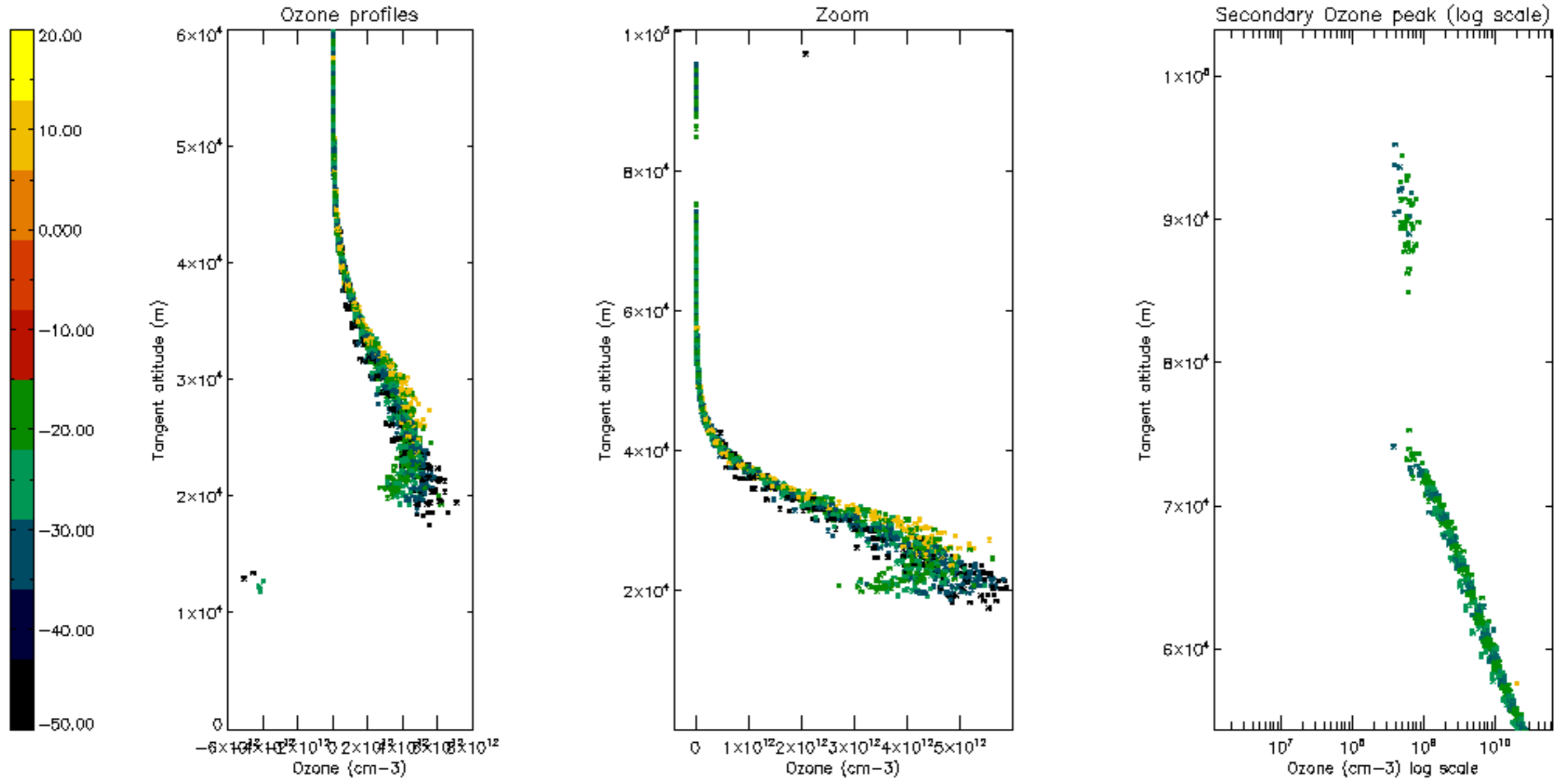
Percentage of saturation errors per profile

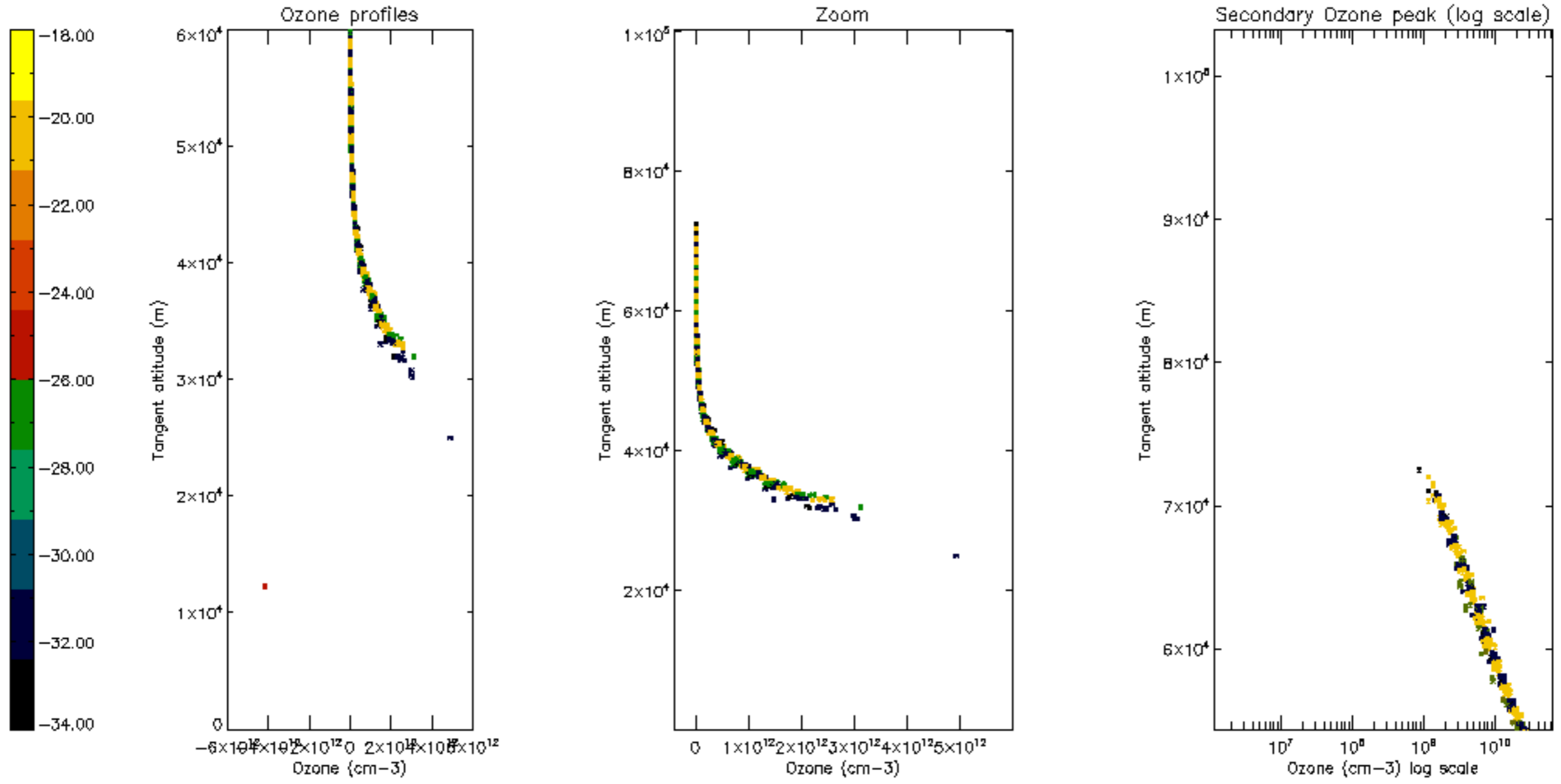




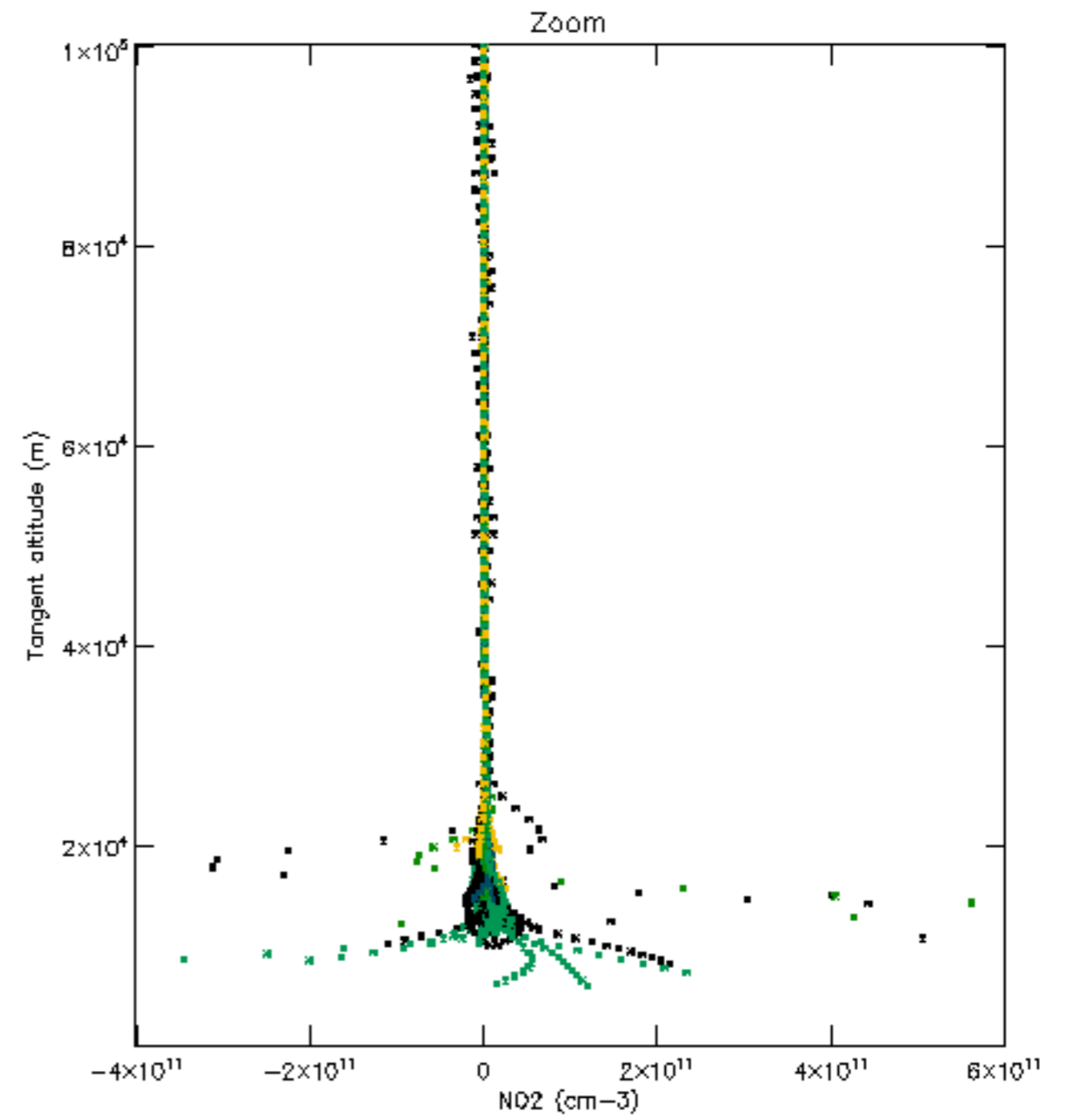
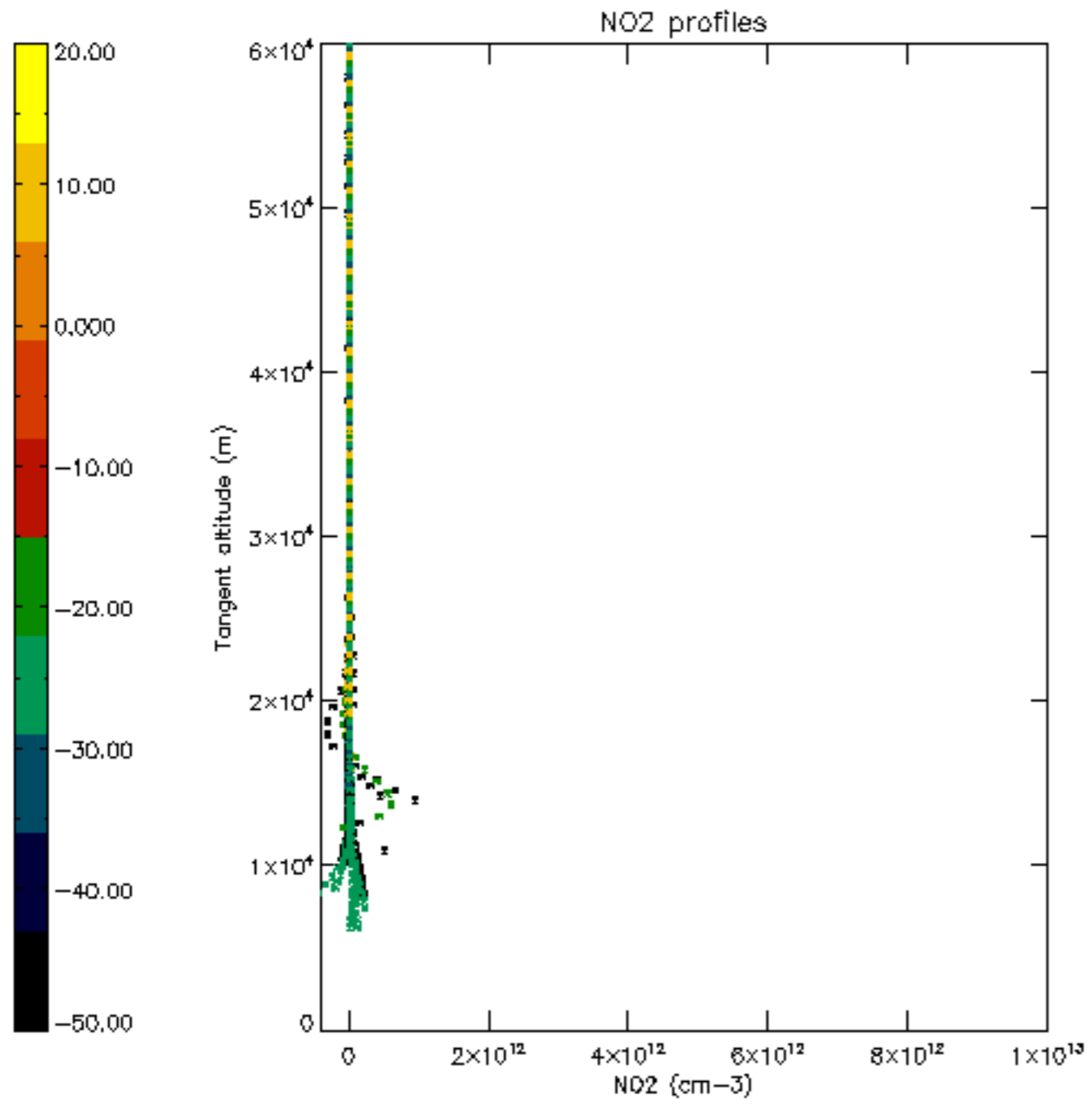


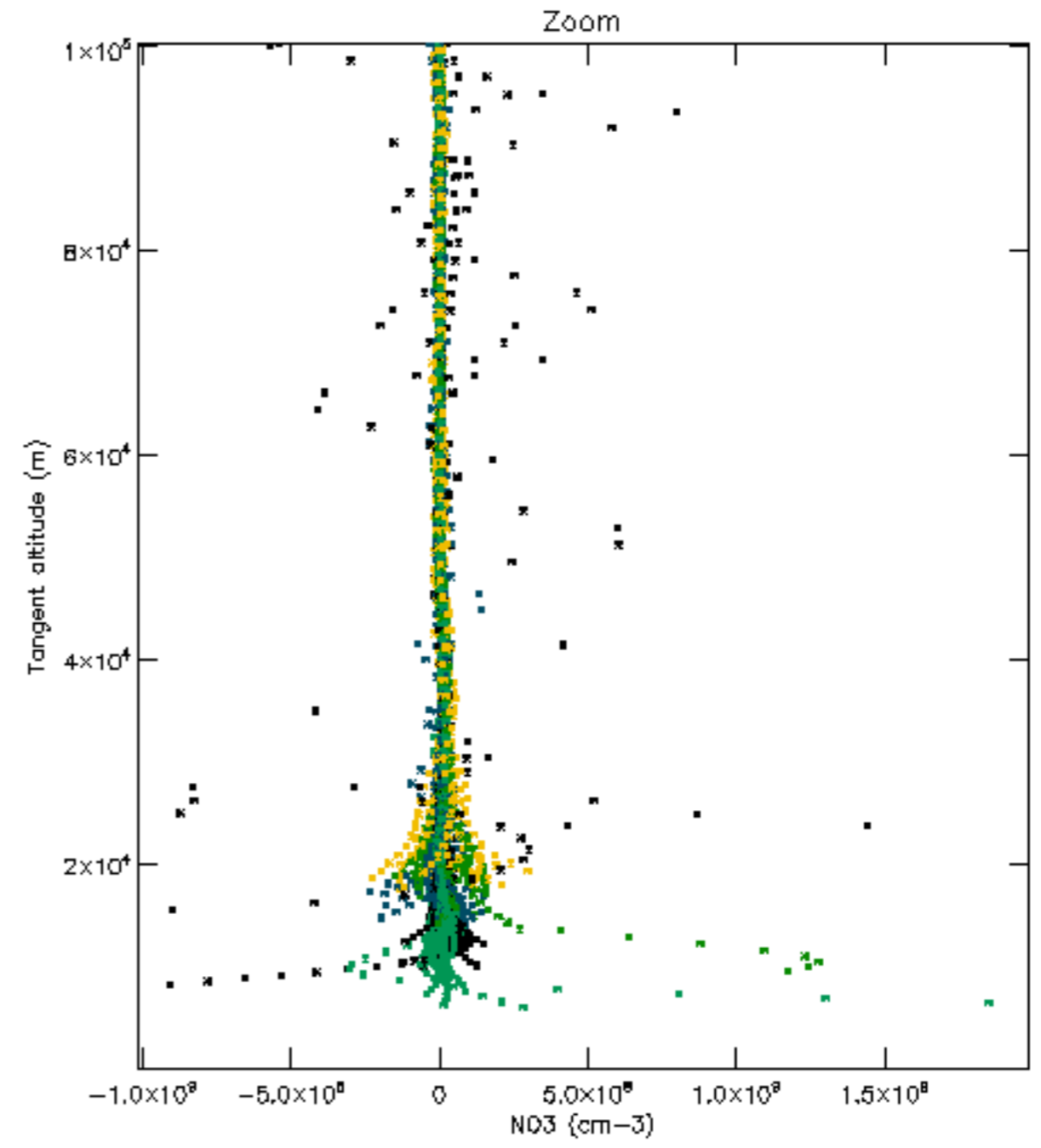
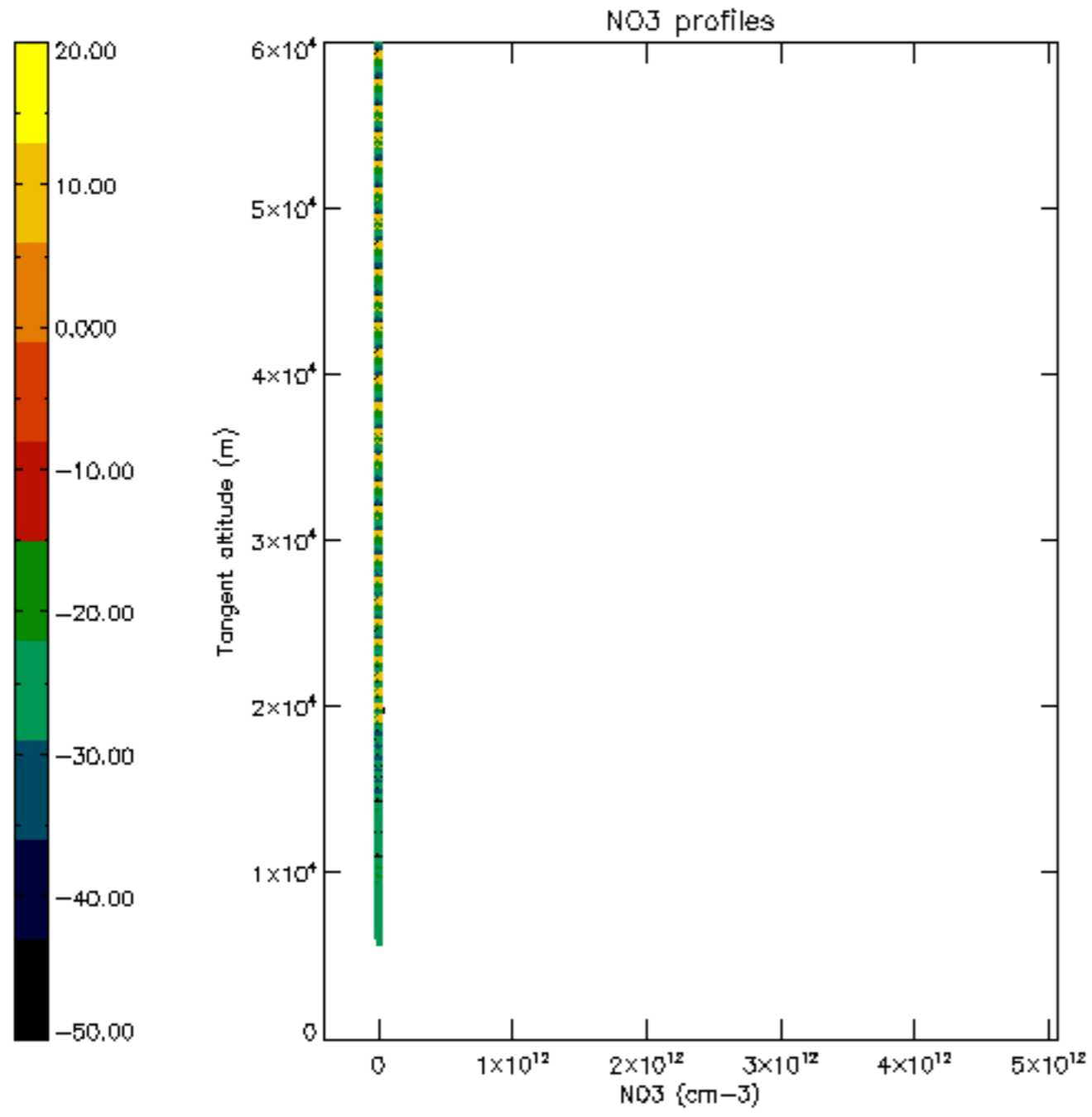


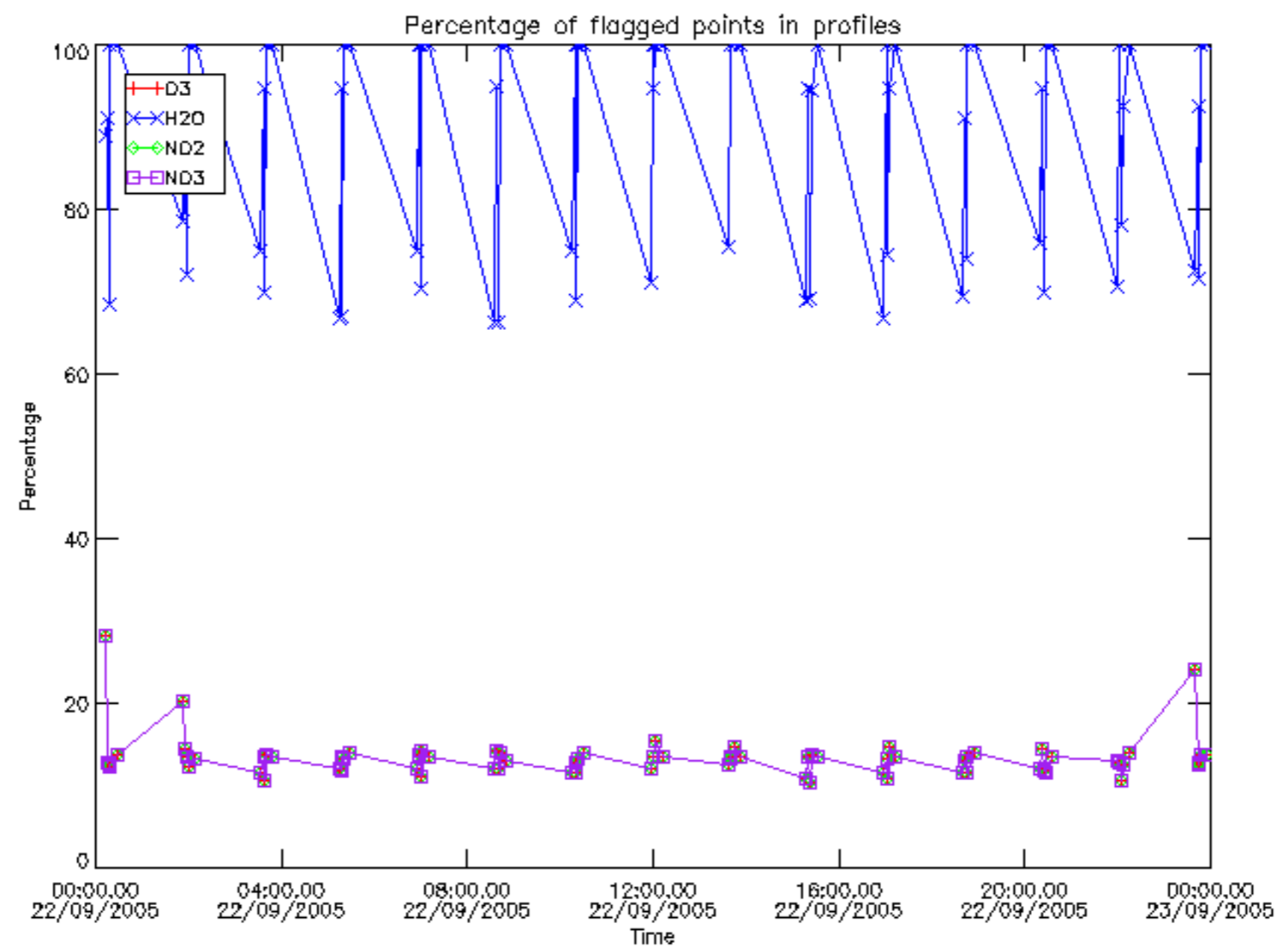




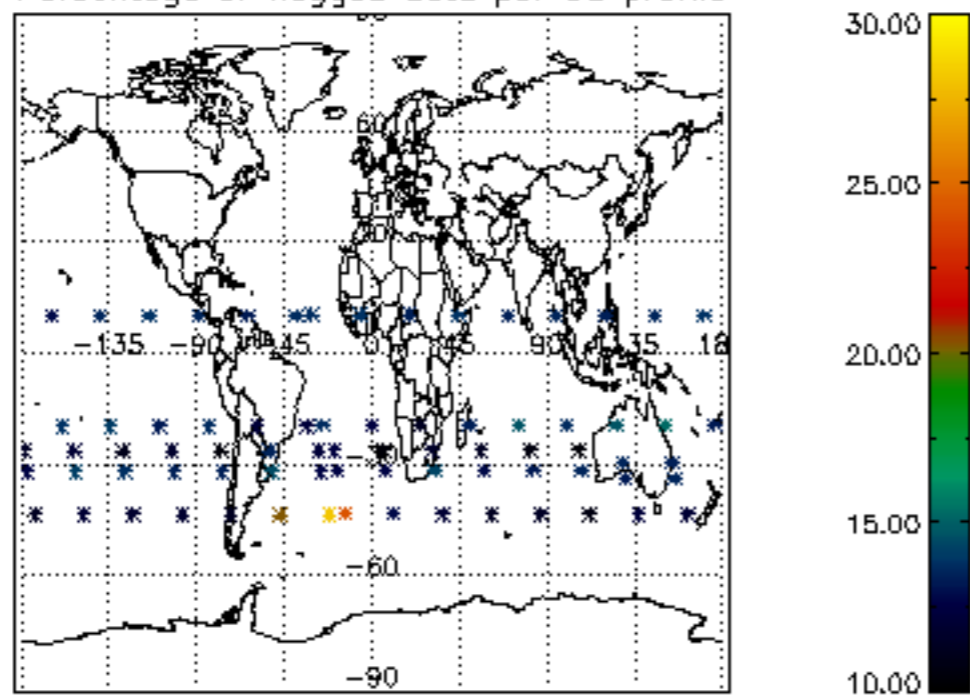




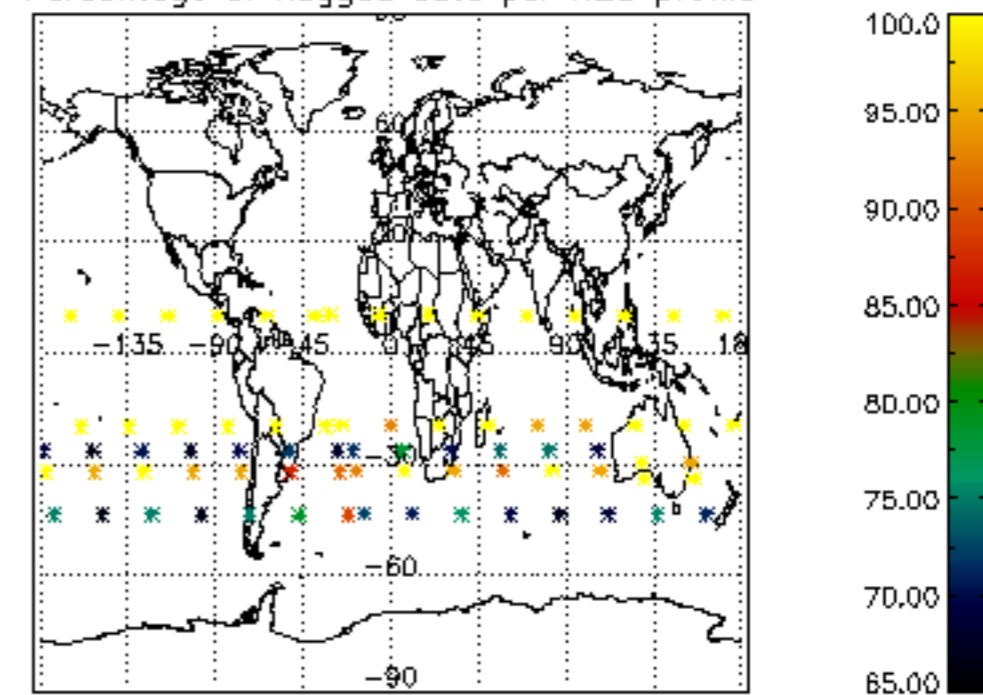




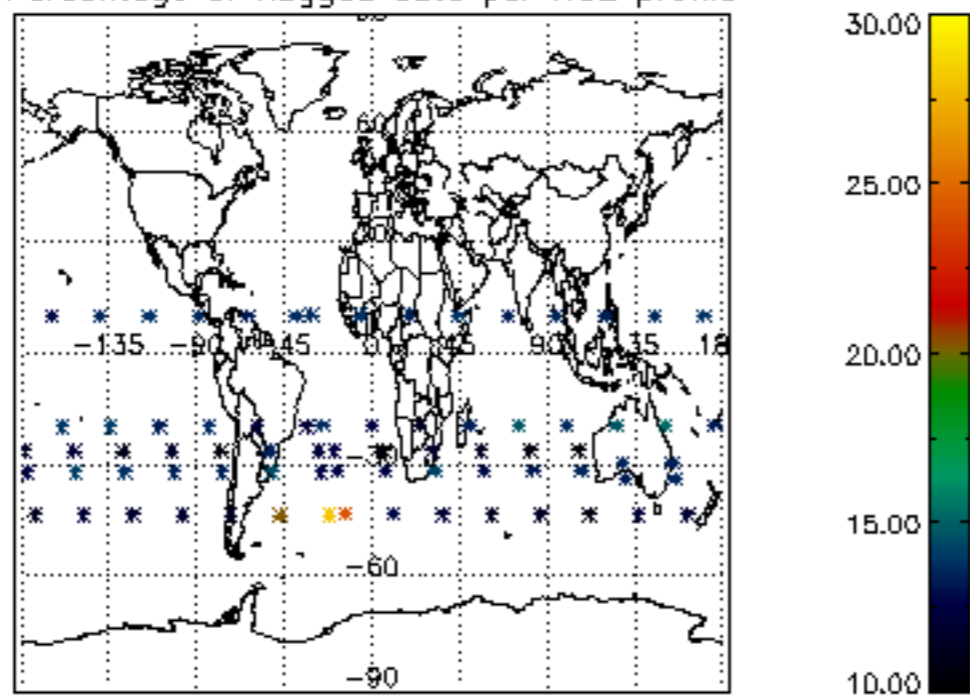
Percentage of flagged data per D3 profile



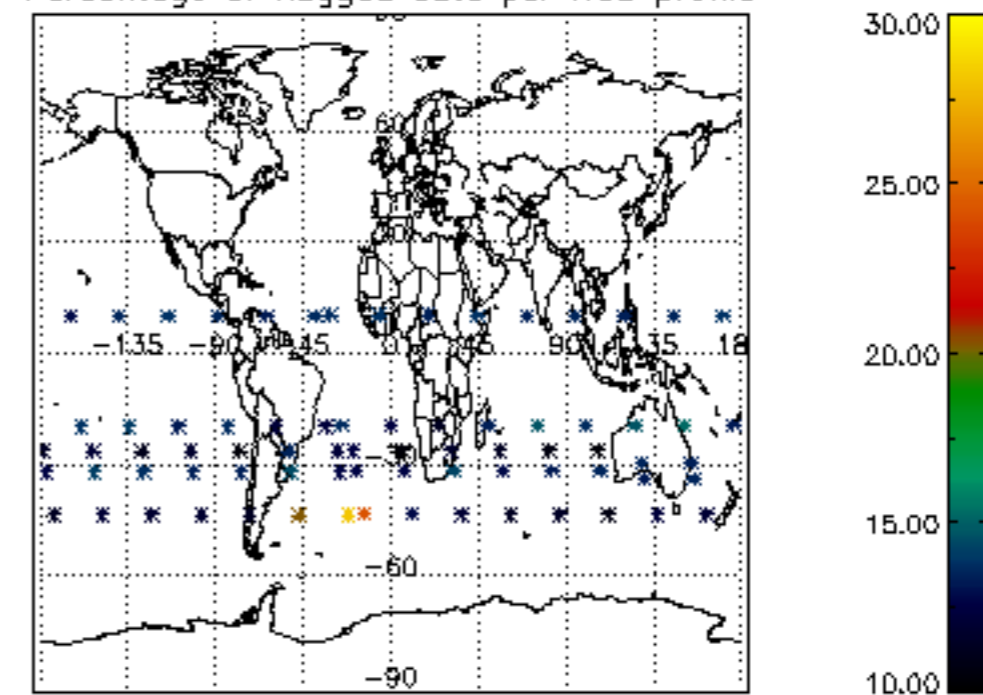
Percentage of flagged data per H2O profile



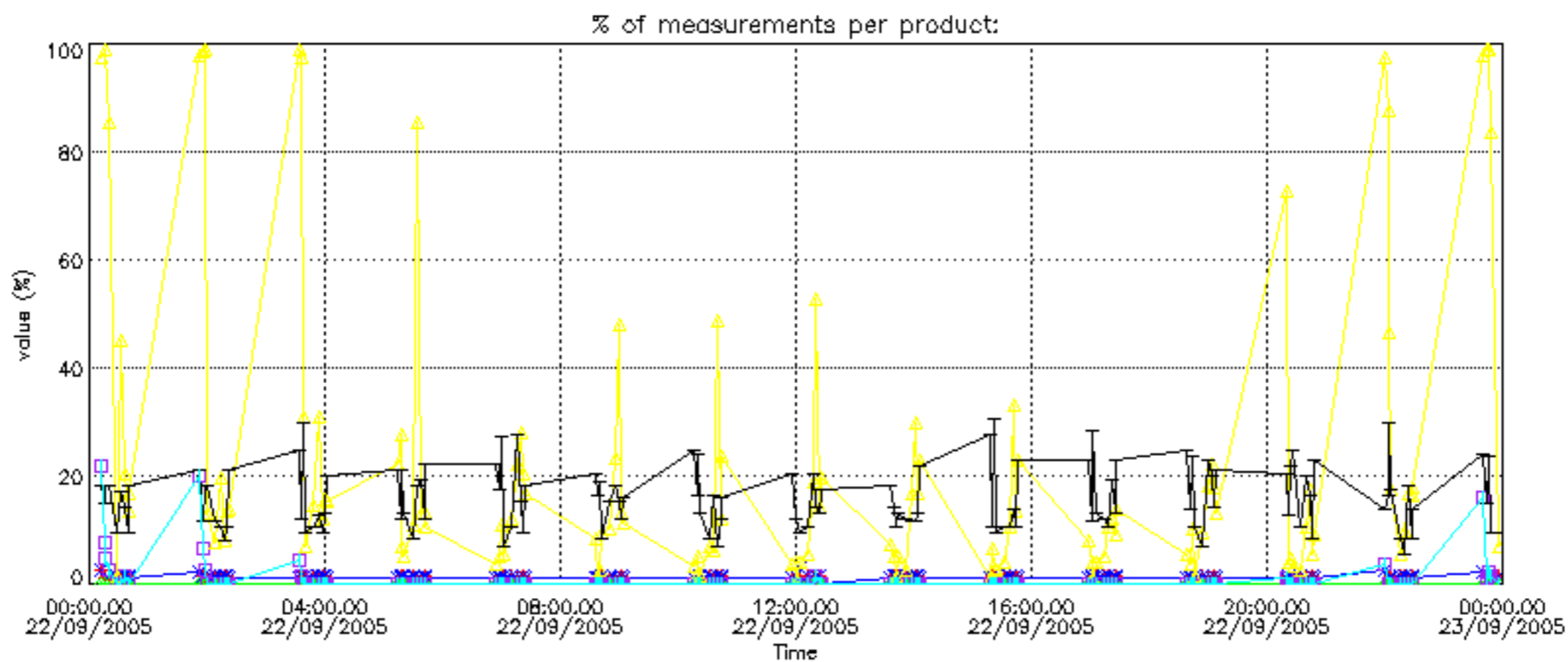
Percentage of flagged data per NO2 profile

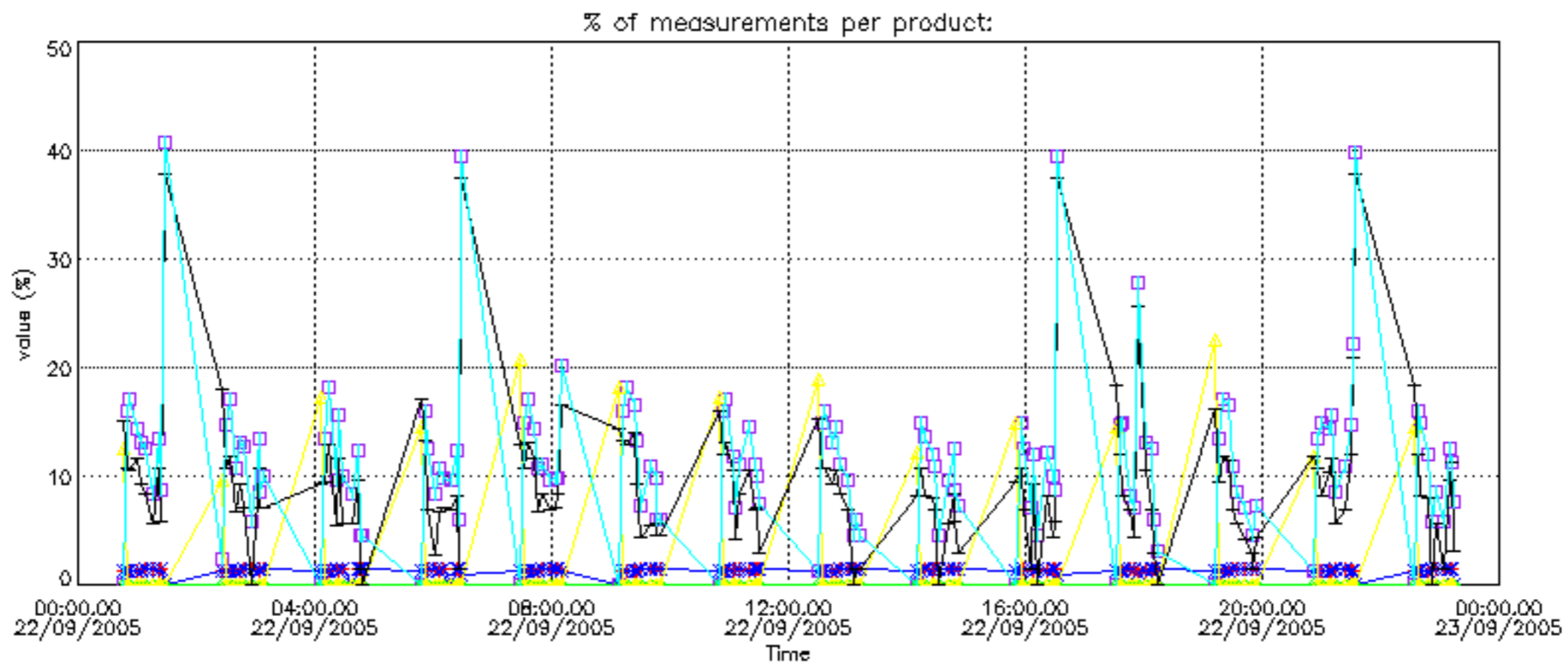


Percentage of flagged data per NO3 profile

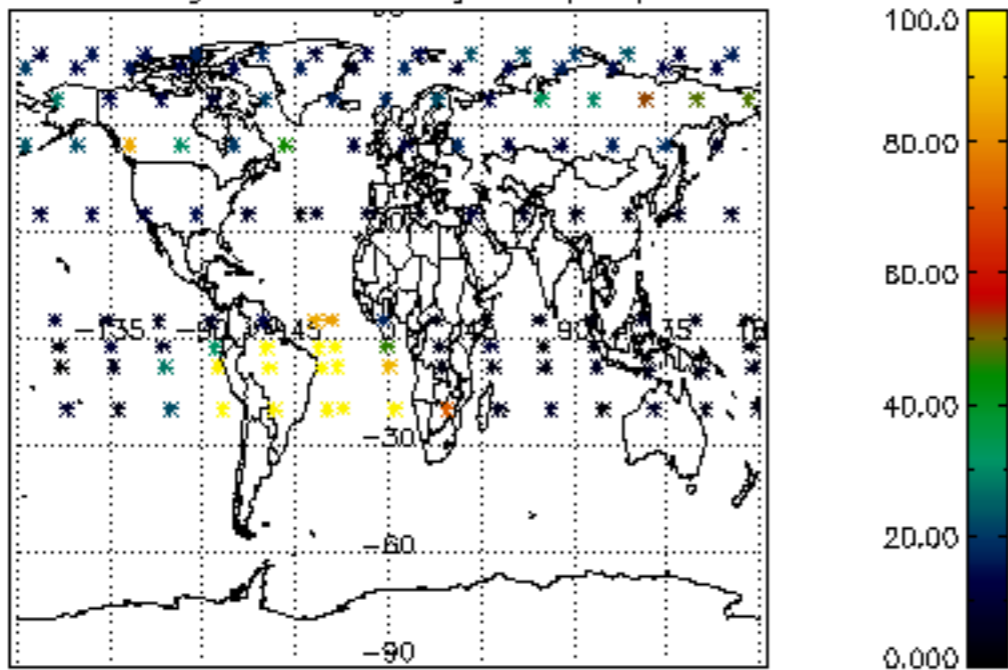




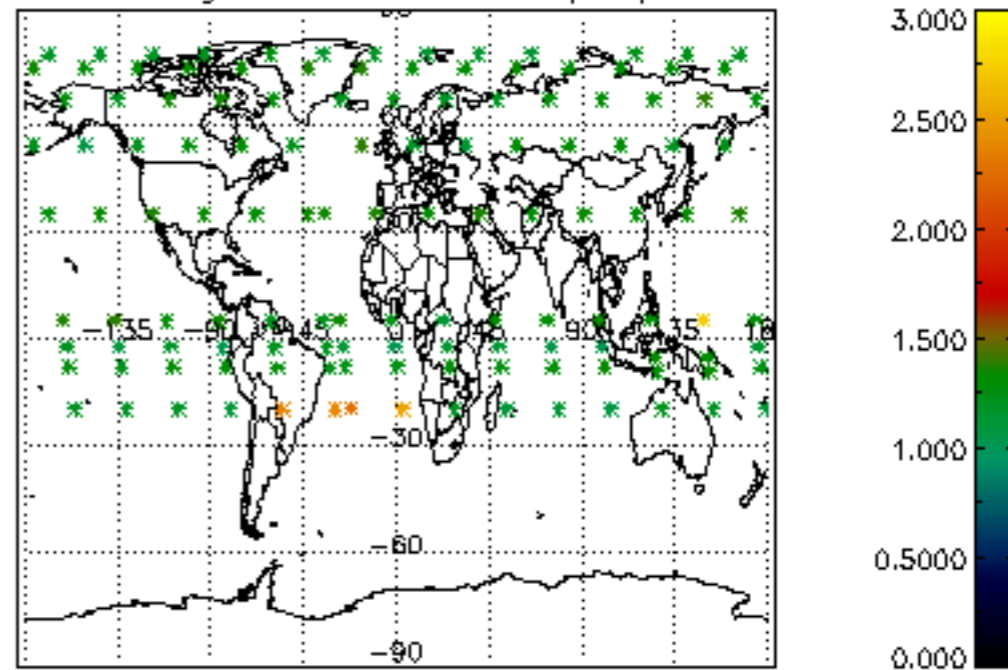




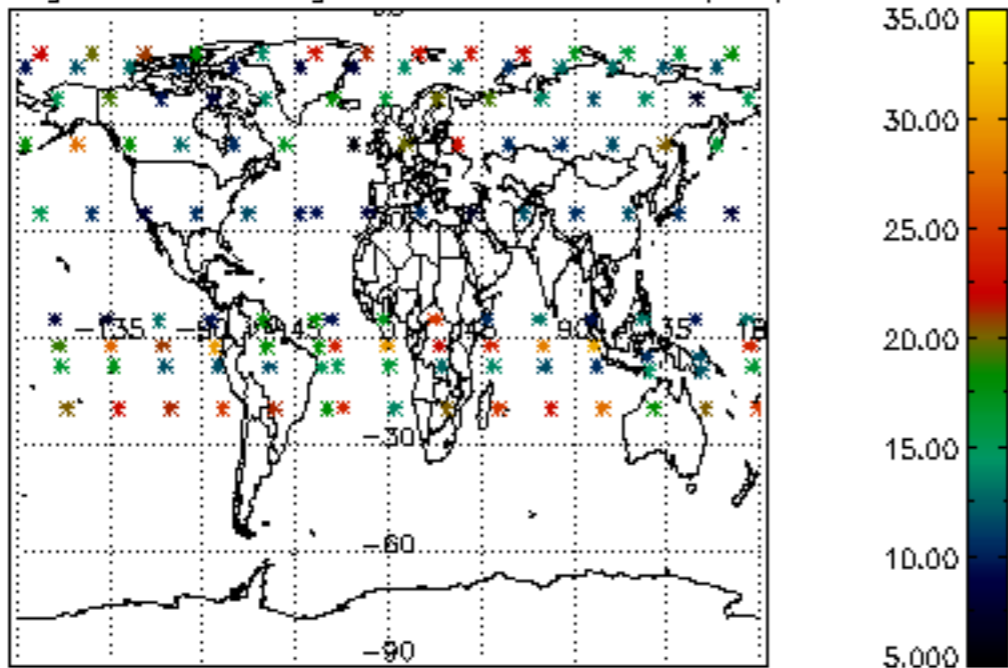
Percentage of cosmic ray hits per profile



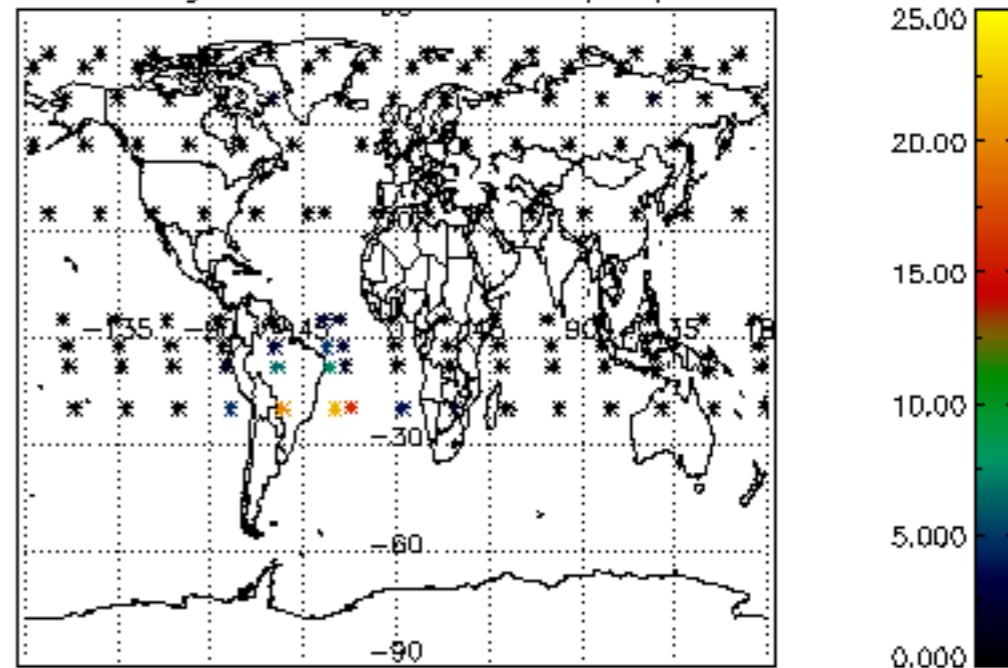
Percentage of datation errors per profile



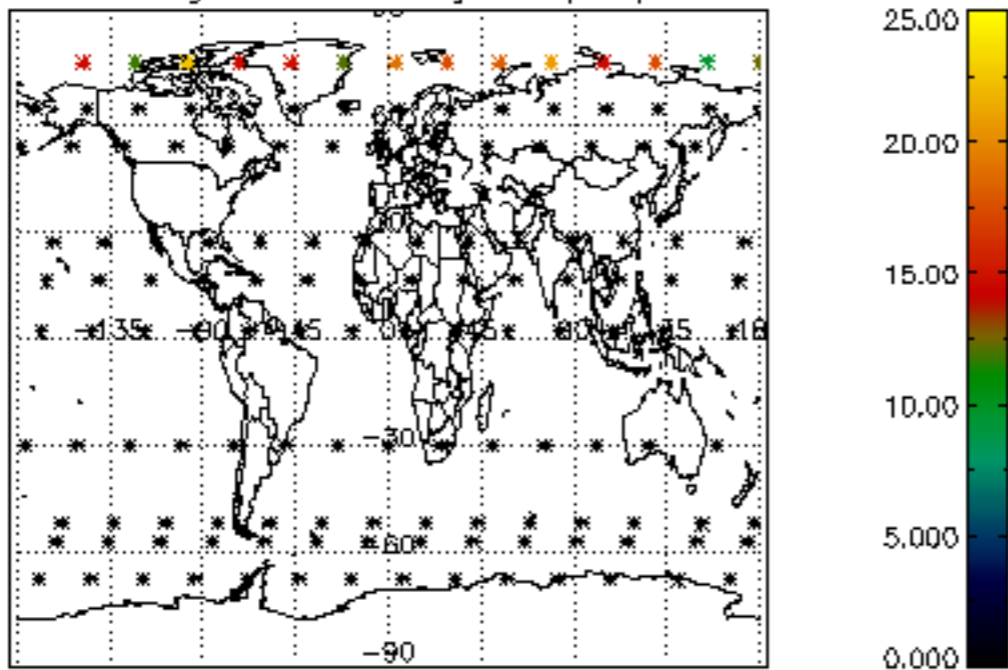
Percentage of star falling outside central band per profile



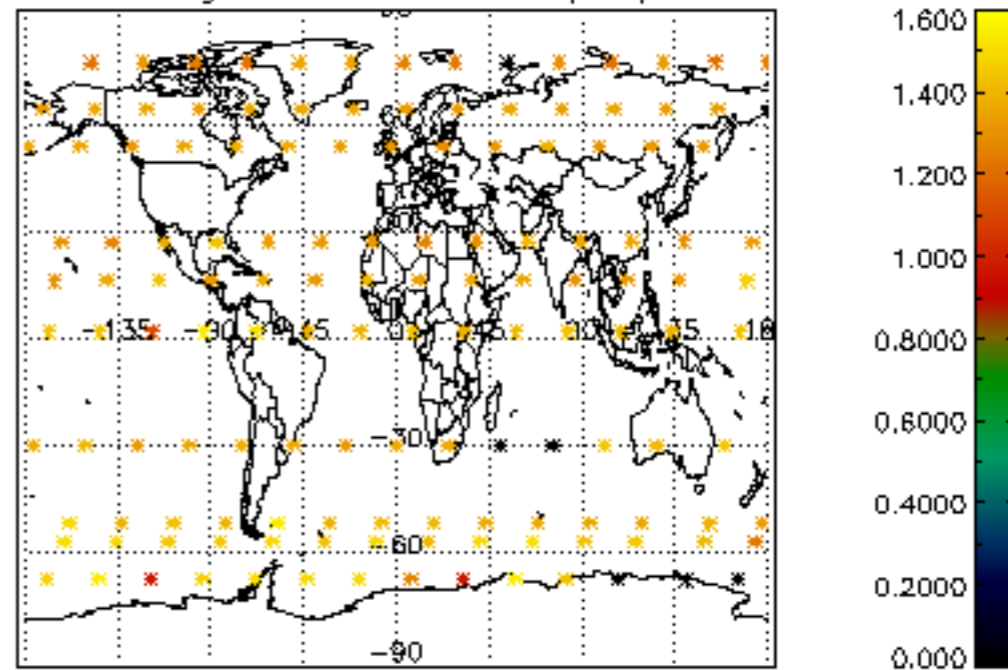
Percentage of saturation errors per profile



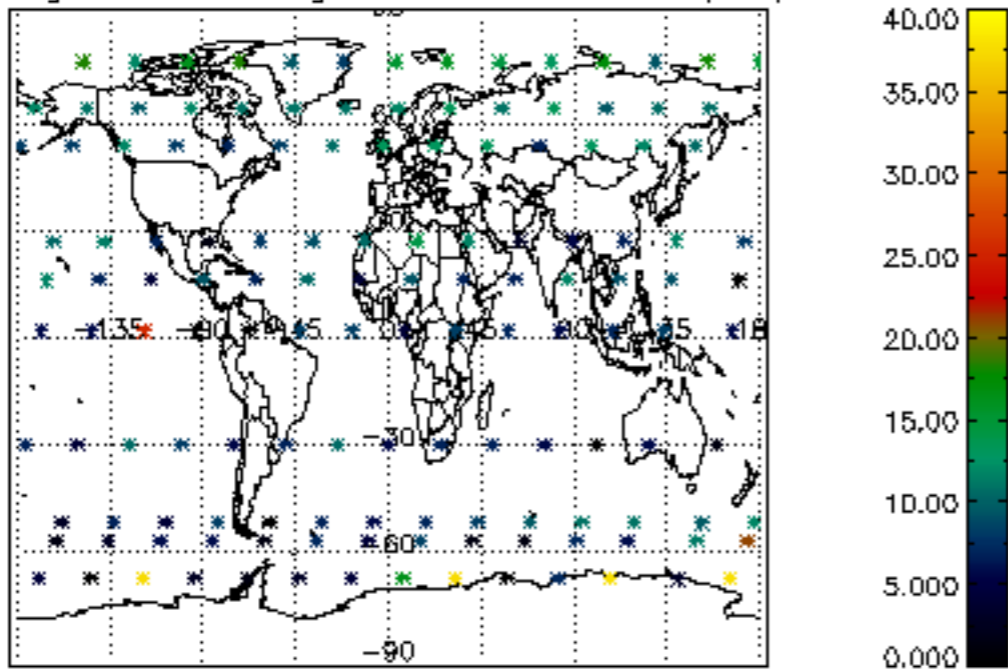
Percentage of cosmic ray hits per profile



Percentage of datation errors per profile



Percentage of star falling outside central band per profile



Percentage of saturation errors per profile

