

GOMOS Level 2 Daily Report

SUMMARY

[1. General Info](#)

[2. Summary of processed GOM_NL_2P products](#)

[3. Level 2 Quality information per product](#)

[3.1 Plot of level 2 quality information per product \(time dependant\)](#)

[3.2 Plot of level 2 quality information per product \(world map\)](#)

[4. Level 1 Quality information per product \(stored on level 2 products\)](#)

[4.1 Plot of level 1 quality information per product \(time dependant\)](#)

[4.1.1 Plot of level 1 quality information per product \(time dependant\): ASCENDING](#)

[4.1.2 Plot of level 1 quality information per product \(time dependant\): DESCENDING](#)

[4.2 Plot of level 1 quality information per product \(world map\)](#)

[4.2.1 Plot of level 1 quality information per product \(world map\): ASCENDING](#)

[4.2.2 Plot of level 1 quality information per product \(world map\): DESCENDING](#)

[5. Ozone profiles based on quality statistics and other trace gas profiles](#)

[5.1 Ozone statistics based on quality of products](#)

[5.2 Plot ozone profiles for all STD \(dark without errors\)](#)

[5.3 Plot ozone profiles where STD < 20% \(dark without errors\)](#)

[5.4. Plot ozone profiles where STD < 10% \(dark without errors\)](#)

[5.5. Plot ozone profiles where STD < 5% \(dark without errors\)](#)

[5.6 Plot NO2 profiles for all STD \(dark without errors\)](#)

[5.7 Plot NO3 profiles for all STD \(dark without errors\)](#)

[5.8 Plot H2O profiles \(only for occultations of stars 1,2,3,4,13,14,16,26,63 dark without errors\) for all STD](#)

[6. Auxiliary Data Files used for the production reported in section 2](#)

This report presents the daily analysis on parameters extracted from GOMOS level 2 data (GOM_NL__2P). It is intended to monitor some important parameters that will impact the quality of these products. A list of level 2 products (and content) that have arrived during the reporting day to the PCF is also given.

Item	Value
Time of report generation	18APR2013 11:06:02
Data source version	GOMOS/6.01
Start time of products	21-09-2005 (21SEP2005 00:00:00)
Stop time of products	22-09-2005 (22SEP2005 00:00:00)
Store outputs in DB	Yes
Nb of level 2 prods	270
Nb of prods with errors	0

2. Summary of processed GOM_NL__2P products.

Nr	Filename	UTC Start time	Limb	Duration	Star Id	Star Name	Star Mag	Star Temp	Nb Meas	Orbit	Prod. error
1	GOM_NL__2PRFIN20050921_000710_000000352041_00016_18607_6939.N1	21-SEP-2005 00:07:10	Bright	35.000	60	7Bet UMi	2.0810	3950.0	70	18607	No
2	GOM_NL__2PRFIN20050921_001325_000000352041_00016_18607_6940.N1	21-SEP-2005 00:13:25	Bright	35.000	36	50Alp UMa	1.8000	6300.0	70	18607	No
3	GOM_NL__2PRFIN20050921_001453_000000362041_00016_18607_6941.N1	21-SEP-2005 00:14:53	Bright	36.000	82	48Bet UMa	2.3650	10600.	72	18607	No
4	GOM_NL__2PRFIN20050921_001800_000000452041_00016_18607_6942.N1	21-SEP-2005 00:18:00	Bright	44.500	174	52Psi UMa	3.0040	4400.0	89	18607	No
5	GOM_NL__2PRFIN20050921_004338_000000422041_00016_18607_6943.N1	21-SEP-2005 00:43:38	Dark	41.500	65	Lam Vel	2.2040	4400.0	83	18607	No
6	GOM_NL__2PRFIN20050921_004656_000000412041_00016_18607_6944.N1	21-SEP-2005 00:46:56	Dark	41.000	46	Del Vel	1.9540	10600.	82	18607	No
7	GOM_NL__2PRFIN20050921_004829_000000442041_00016_18607_6945.N1	21-SEP-2005 00:48:29	Dark	43.500	41	Eps Car	1.8600	4100.0	87	18607	No
8	GOM_NL__2PRFIN20050921_005038_000000382041_00017_18608_6927.N1	21-SEP-2005 00:50:38	Dark	37.500	29	Bet Car	1.6720	10200.	75	18608	No
9	GOM_NL__2PRFIN20050921_005859_000000372041_00017_18608_6928.N1	21-SEP-2005 00:58:59	Dark	36.500	135	Bet Hyi	2.8200	5800.0	73	18608	No
10	GOM_NL__2PRFIN20050921_010429_000000402041_00017_18608_6929.N1	21-SEP-2005 01:04:29	Straylight	39.500	148	Alp Tuc	2.8780	4100.0	79	18608	No
11	GOM_NL__2PRFIN20050921_010814_000000382041_00017_18608_6930.N1	21-SEP-2005 01:08:14	Straylight	38.000	31	Alp Gru	1.7340	15200.	76	18608	No
12	GOM_NL__2PRFIN20050921_011102_000000392041_00017_18608_6931.N1	21-SEP-2005 01:11:02	Straylight	38.500	172	Gam Gru	3.0030	13100.	77	18608	No
13	GOM_NL__2PRFIN20050921_011231_000000422041_00017_18608_6932.N1	21-SEP-2005 01:12:31	Straylight	41.500	18	24Alp PsA	1.1660	9700.0	83	18608	No
14	GOM_NL__2PRFIN20050921_011701_000000382041_00017_18608_6933.N1	21-SEP-2005 01:17:01	Twilight_and_stray	38.000	142	49Del Cap	2.8500	8900.0	76	18608	No
15	GOM_NL__2PRFIN20050921_012111_000000382041_00017_18608_6934.N1	21-SEP-2005 01:21:11	Bright	37.500	162	34Alp Aqr	2.9440	5350.0	75	18608	No
16	GOM_NL__2PRFIN20050921_012413_000000382041_00017_18608_6935.N1	21-SEP-2005 01:24:13	Bright	38.000	61	8Eps Peg	2.1000	3900.0	76	18608	No
17	GOM_NL__2PRFIN20050921_013144_000000402041_00017_18608_6936.N1	21-SEP-2005 01:31:44	Bright	39.500	92	53Eps Cyg	2.5000	4500.0	79	18608	No
18	GOM_NL__2PRFIN20050921_013446_000000382041_00017_18608_6937.N1	21-SEP-2005 01:34:46	Bright	37.500	19	50Alp Cyg	1.2460	10500.	75	18608	No
19	GOM_NL__2PRFIN20050921_013854_000000362041_00017_18608_6938.N1	21-SEP-2005 01:38:54	Bright	35.500	89	5Alp Cep	2.4510	8000.0	71	18608	No
20	GOM_NL__2PRFIN20050921_014746_000000362041_00017_18608_6939.N1	21-SEP-2005 01:47:46	Bright	36.000	60	7Bet UMi	2.0810	3950.0	72	18608	No
21	GOM_NL__2PRFIN20050921_015401_000000352041_00017_18608_6940.N1	21-SEP-2005 01:54:01	Bright	35.000	36	50Alp UMa	1.8000	6300.0	70	18608	No
22	GOM_NL__2PRFIN20050921_015529_000000342041_00017_18608_6941.N1	21-SEP-2005 01:55:29	Bright	34.000	82	48Bet UMa	2.3650	10600.	68	18608	No
23	GOM_NL__2PRFIN20050921_015836_000000522041_00017_18608_6942.N1	21-SEP-2005 01:58:36	Bright	51.500	174	52Psi UMa	3.0040	4400.0	103	18608	No
24	GOM_NL__2PRFIN20050921_022414_000000422041_00017_18608_6943.N1	21-SEP-2005 02:24:14	Dark	41.500	65	Lam Vel	2.2040	4400.0	83	18608	No
25	GOM_NL__2PRFIN20050921_022732_000000372041_00017_18608_6944.N1	21-SEP-2005 02:27:32	Dark	37.000	46	Del Vel	1.9540	10600.	74	18608	No
26	GOM_NL__2PRFIN20050921_022906_000000472041_00017_18608_6945.N1	21-SEP-2005 02:29:06	Dark	46.500	41	Eps Car	1.8600	4100.0	93	18608	No
27	GOM_NL__2PRFIN20050921_023114_000000372041_00018_18609_6937.N1	21-SEP-2005 02:31:14	Dark	37.000	29	Bet Car	1.6720	10200.	74	18609	No
28	GOM_NL__2PRFIN20050921_023936_000000382041_00018_18609_6938.N1	21-SEP-2005 02:39:36	Dark	37.500	135	Bet Hyi	2.8200	5800.0	75	18609	No
29	GOM_NL__2PRFIN20050921_024505_000000382041_00018_18609_6939.N1	21-SEP-2005 02:45:05	Straylight	38.000	148	Alp Tuc	2.8780	4100.0	76	18609	No
30	GOM_NL__2PRFIN20050921_024850_000000382041_00018_18609_6940.N1	21-SEP-2005 02:48:50	Straylight	37.500	31	Alp Gru	1.7340	15200.	75	18609	No
31	GOM_NL__2PRFIN20050921_025138_000000372041_00018_18609_6941.N1	21-SEP-2005 02:51:38	Straylight	36.500	172	Gam Gru	3.0030	13100.	73	18609	No
32	GOM_NL__2PRFIN20050921_025307_000000442041_00018_18609_6942.N1	21-SEP-2005 02:53:07	Straylight	43.500	18	24Alp PsA	1.1660	9700.0	87	18609	No
33	GOM_NL__2PRFIN20050921_025737_000000412041_00018_18609_6943.N1	21-SEP-2005 02:57:37	Twilight_and_stray	40.500	142	49Del Cap	2.8500	8900.0	81	18609	No
34	GOM_NL__2PRFIN20050921_030147_000000372041_00018_18609_6944.N1	21-SEP-2005 03:01:47	Bright	37.000	162	34Alp Aqr	2.9440	5350.0	74	18609	No
35	GOM_NL__2PRFIN20050921_030450_000000382041_00018_18609_6945.N1	21-SEP-2005 03:04:50	Bright	37.500	61	8Eps Peg	2.1000	3900.0	75	18609	No
36	GOM_NL__2PRFIN20050921_031220_000000372041_00018_18609_6946.N1	21-SEP-2005 03:12:20	Bright	37.000	92	53Eps Cyg	2.5000	4500.0	74	18609	No
37	GOM_NL__2PRFIN20050921_031523_000000372041_00018_18609_6947.N1	21-SEP-2005 03:15:23	Bright	36.500	19	50Alp Cyg	1.2460	10500.	73	18609	No
38	GOM_NL__2PRFIN20050921_031930_000000342041_00018_18609_6948.N1	21-SEP-2005 03:19:30	Bright	33.500	89	5Alp Cep	2.4510	8000.0	67	18609	No
39	GOM_NL__2PRFIN20050921_032822_000000332041_00018_18609_6949.N1	21-SEP-2005 03:28:22	Bright	33.000	60	7Bet UMi	2.0810	3950.0	66	18609	No
40	GOM_NL__2PRFIN20050921_033437_000000372041_00018_18609_6950.N1	21-SEP-2005 03:34:37	Bright	36.500	36	50Alp UMa	1.8000	6300.0	73	18609	No
41	GOM_NL__2PRFIN20050921_033605_000000352041_00018_18609_6951.N1	21-SEP-2005 03:36:05	Bright	34.500	82	48Bet UMa	2.3650	10600.	69	18609	No
42	GOM_NL__2PRFIN20050921_033912_000000352041_00018_18609_6952.N1	21-SEP-2005 03:39:12	Bright	34.500	174	52Psi UMa	3.0040	4400.0	69	18609	No

43	GOM_NL__2PRFIN20050921_040450_000000412041_00018_18609_6953.N1	21-SEP-2005 04:04:50	Dark	40.500	65	Lam Vel	2.2040	4400.0	81	18609	No
44	GOM_NL__2PRFIN20050921_040808_000000422041_00018_18609_6954.N1	21-SEP-2005 04:08:08	Dark	41.500	46	Del Vel	1.9540	10600.	83	18609	No
45	GOM_NL__2PRFIN20050921_040942_000000462041_00018_18609_6955.N1	21-SEP-2005 04:09:42	Dark	46.000	41	Eps Car	1.8600	4100.0	92	18609	No
46	GOM_NL__2PRFIN20050921_041150_000000402041_00019_18610_6937.N1	21-SEP-2005 04:11:50	Dark	39.500	29	Bet Car	1.6720	10200.	79	18610	No
47	GOM_NL__2PRFIN20050921_042012_000000362041_00019_18610_6938.N1	21-SEP-2005 04:20:12	Dark	36.000	135	Bet Hyi	2.8200	5800.0	72	18610	No
48	GOM_NL__2PRFIN20050921_042541_000000392041_00019_18610_6939.N1	21-SEP-2005 04:25:41	Straylight	38.500	148	Alp Tuc	2.8780	4100.0	77	18610	No
49	GOM_NL__2PRFIN20050921_042926_000000362041_00019_18610_6940.N1	21-SEP-2005 04:29:26	Straylight	36.000	31	Alp Gru	1.7340	15200.	72	18610	No
50	GOM_NL__2PRFIN20050921_043214_000000372041_00019_18610_6941.N1	21-SEP-2005 04:32:14	Straylight	37.000	172	Gam Gru	3.0030	13100.	74	18610	No
51	GOM_NL__2PRFIN20050921_043343_000000442041_00019_18610_6942.N1	21-SEP-2005 04:33:43	Straylight	43.500	18	24Alp PsA	1.1660	9700.0	87	18610	No
52	GOM_NL__2PRFIN20050921_043813_000000402041_00019_18610_6943.N1	21-SEP-2005 04:38:13	Tw_i_and_stray	39.500	142	49Del Cap	2.8500	8900.0	79	18610	No
53	GOM_NL__2PRFIN20050921_044223_000000382041_00019_18610_6944.N1	21-SEP-2005 04:42:23	Bright	37.500	162	34Alp Aqr	2.9440	5350.0	75	18610	No
54	GOM_NL__2PRFIN20050921_044526_000000382041_00019_18610_6945.N1	21-SEP-2005 04:45:26	Bright	37.500	61	8Eps Peg	2.1000	3900.0	75	18610	No
55	GOM_NL__2PRFIN20050921_045256_000000392041_00019_18610_6946.N1	21-SEP-2005 04:52:56	Bright	39.000	92	53Eps Cyg	2.5000	4500.0	78	18610	No
56	GOM_NL__2PRFIN20050921_045559_000000392041_00019_18610_6947.N1	21-SEP-2005 04:55:59	Bright	39.000	19	50Alp Cyg	1.2460	10500.	78	18610	No
57	GOM_NL__2PRFIN20050921_050006_000000352041_00019_18610_6948.N1	21-SEP-2005 05:00:06	Bright	34.500	89	5Alp Cep	2.4510	8000.0	69	18610	No
58	GOM_NL__2PRFIN20050921_050859_000000362041_00019_18610_6949.N1	21-SEP-2005 05:08:59	Bright	36.000	60	7Bet UMi	2.0810	3950.0	72	18610	No
59	GOM_NL__2PRFIN20050921_051513_000000372041_00019_18610_6950.N1	21-SEP-2005 05:15:13	Bright	37.000	36	50Alp UMa	1.8000	6300.0	74	18610	No
60	GOM_NL__2PRFIN20050921_051641_000000522041_00019_18610_6951.N1	21-SEP-2005 05:16:41	Bright	52.000	82	48Bet UMa	2.3650	10600.	104	18610	No
61	GOM_NL__2PRFIN20050921_051949_000000342041_00019_18610_6952.N1	21-SEP-2005 05:19:49	Bright	33.500	174	52Psi UMa	3.0040	4400.0	67	18610	No
62	GOM_NL__2PRFIN20050921_054526_000000442041_00019_18610_6953.N1	21-SEP-2005 05:45:26	Dark	44.000	65	Lam Vel	2.2040	4400.0	88	18610	No
63	GOM_NL__2PRFIN20050921_054844_000000402041_00019_18610_6954.N1	21-SEP-2005 05:48:44	Dark	39.500	46	Del Vel	1.9540	10600.	79	18610	No
64	GOM_NL__2PRFIN20050921_055018_000000502041_00019_18610_6955.N1	21-SEP-2005 05:50:18	Dark	49.500	41	Eps Car	1.8600	4100.0	99	18610	No
65	GOM_NL__2PRFIN20050921_055226_000000392041_00020_18611_6937.N1	21-SEP-2005 05:52:26	Dark	39.000	29	Bet Car	1.6720	10200.	78	18611	No
66	GOM_NL__2PRFIN20050921_060048_000000382041_00020_18611_6938.N1	21-SEP-2005 06:00:48	Dark	38.000	135	Bet Hyi	2.8200	5800.0	76	18611	No
67	GOM_NL__2PRFIN20050921_060617_000000442041_00020_18611_6939.N1	21-SEP-2005 06:06:17	Straylight	43.500	148	Alp Tuc	2.8780	4100.0	87	18611	No
68	GOM_NL__2PRFIN20050921_061003_000000412041_00020_18611_6940.N1	21-SEP-2005 06:10:03	Straylight	41.000	31	Alp Gru	1.7340	15200.	82	18611	No
69	GOM_NL__2PRFIN20050921_061250_000000372041_00020_18611_6941.N1	21-SEP-2005 06:12:50	Straylight	37.000	172	Gam Gru	3.0030	13100.	74	18611	No
70	GOM_NL__2PRFIN20050921_061419_000000442041_00020_18611_6942.N1	21-SEP-2005 06:14:19	Straylight	44.000	18	24Alp PsA	1.1660	9700.0	88	18611	No
71	GOM_NL__2PRFIN20050921_061849_000000392041_00020_18611_6943.N1	21-SEP-2005 06:18:49	Tw_i_and_stray	39.000	142	49Del Cap	2.8500	8900.0	78	18611	No
72	GOM_NL__2PRFIN20050921_062259_000000372041_00020_18611_6944.N1	21-SEP-2005 06:22:59	Bright	37.000	162	34Alp Aqr	2.9440	5350.0	74	18611	No
73	GOM_NL__2PRFIN20050921_062602_000000382041_00020_18611_6945.N1	21-SEP-2005 06:26:02	Bright	37.500	61	8Eps Peg	2.1000	3900.0	75	18611	No
74	GOM_NL__2PRFIN20050921_063333_000000402041_00020_18611_6946.N1	21-SEP-2005 06:33:33	Bright	39.500	92	53Eps Cyg	2.5000	4500.0	79	18611	No
75	GOM_NL__2PRFIN20050921_063635_000000372041_00020_18611_6947.N1	21-SEP-2005 06:36:35	Bright	37.000	19	50Alp Cyg	1.2460	10500.	74	18611	No
76	GOM_NL__2PRFIN20050921_064042_000000362041_00020_18611_6948.N1	21-SEP-2005 06:40:42	Bright	35.500	89	5Alp Cep	2.4510	8000.0	71	18611	No
77	GOM_NL__2PRFIN20050921_064935_000000362041_00020_18611_6949.N1	21-SEP-2005 06:49:35	Bright	35.500	60	7Bet UMi	2.0810	3950.0	71	18611	No
78	GOM_NL__2PRFIN20050921_065549_000000362041_00020_18611_6950.N1	21-SEP-2005 06:55:49	Bright	36.000	36	50Alp UMa	1.8000	6300.0	72	18611	No
79	GOM_NL__2PRFIN20050921_065717_000000522041_00020_18611_6951.N1	21-SEP-2005 06:57:17	Bright	52.000	82	48Bet UMa	2.3650	10600.	104	18611	No
80	GOM_NL__2PRFIN20050921_070025_000000332041_00020_18611_6952.N1	21-SEP-2005 07:00:25	Bright	33.000	174	52Psi UMa	3.0040	4400.0	66	18611	No
81	GOM_NL__2PRFIN20050921_072602_000000412041_00020_18611_6953.N1	21-SEP-2005 07:26:02	Dark	41.000	65	Lam Vel	2.2040	4400.0	82	18611	No
82	GOM_NL__2PRFIN20050921_072921_000000382041_00020_18611_6954.N1	21-SEP-2005 07:29:21	Dark	38.000	46	Del Vel	1.9540	10600.	76	18611	No
83	GOM_NL__2PRFIN20050921_073054_000000462041_00020_18611_6955.N1	21-SEP-2005 07:30:54	Dark	46.000	41	Eps Car	1.8600	4100.0	92	18611	No
84	GOM_NL__2PRFIN20050921_073302_000000372041_00021_18612_6950.N1	21-SEP-2005 07:33:02	Dark	37.000	29	Bet Car	1.6720	10200.	74	18612	No
85	GOM_NL__2PRFIN20050921_074124_000000382041_00021_18612_6951.N1	21-SEP-2005 07:41:24	Dark	37.500	135	Bet Hyi	2.8200	5800.0	75	18612	No
86	GOM_NL__2PRFIN20050921_074653_000000432041_00021_18612_6952.N1	21-SEP-2005 07:46:53	Straylight	42.500	148	Alp Tuc	2.8780	4100.0	85	18612	No
87	GOM_NL__2PRFIN20050921_075039_000000412041_00021_18612_6953.N1	21-SEP-2005 07:50:39	Straylight	40.500	31	Alp Gru	1.7340	15200.	81	18612	No
88	GOM_NL__2PRFIN20050921_075326_000000372041_00021_18612_6954.N1	21-SEP-2005 07:53:26	Straylight	37.000	172	Gam Gru	3.0030	13100.	74	18612	No
89	GOM_NL__2PRFIN20050921_075456_000000432041_00021_18612_6955.N1	21-SEP-2005 07:54:56	Straylight	43.000	18	24Alp PsA	1.1660	9700.0	86	18612	No
90	GOM_NL__2PRFIN20050921_075925_000000402041_00021_18612_6956.N1	21-SEP-2005 07:59:25	Tw_i_and_stray	39.500	142	49Del Cap	2.8500	8900.0	79	18612	No
91	GOM_NL__2PRFIN20050921_080336_000000372041_00021_18612_6957.N1	21-SEP-2005 08:03:36	Bright	36.500	162	34Alp Aqr	2.9440	5350.0	73	18612	No
92	GOM_NL__2PRFIN20050921_080638_000000372041_00021_18612_6958.N1	21-SEP-2005 08:06:38	Bright	36.500	61	8Eps Peg	2.1000	3900.0	73	18612	No
93	GOM_NL__2PRFIN20050921_081409_000000372041_00021_18612_6959.N1	21-SEP-2005 08:14:09	Bright	36.500	92	53Eps Cyg	2.5000	4500.0	73	18612	No
94	GOM_NL__2PRFIN20050921_081711_000000372041_00021_18612_6960.N1	21-SEP-2005 08:17:11	Bright	37.000	19	50Alp Cyg	1.2460	10500.	74	18612	No
95	GOM_NL__2PRFIN20050921_082118_000000362041_00021_18612_6961.N1	21-SEP-2005 08:21:18	Bright	35.500	89	5Alp Cep	2.4510	8000.0	71	18612	No
96	GOM_NL__2PRFIN20050921_083011_000000352041_00021_18612_6962.N1	21-SEP-2005 08:30:11	Bright	35.000	60	7Bet UMi	2.0810	3950.0	70	18612	No
97	GOM_NL__2PRFIN20050921_083625_000000342041_00021_18612_6963.N1	21-SEP-2005 08:36:25	Bright	34.000	36	50Alp UMa	1.8000	6300.0	68	18612	No
98	GOM_NL__2PRFIN20050921_083753_000000362041_00021_18612_6964.N1	21-SEP-2005 08:37:53	Bright	36.000	82	48Bet UMa	2.3650	10600.	72	18612	No
99	GOM_NL__2PRFIN20050921_084101_000000342041_00021_18612_6965.N1	21-SEP-2005 08:41:01	Bright	33.500	174	52Psi UMa	3.0040	4400.0	67	18612	No
100	GOM_NL__2PRFIN20050921_090638_000000452041_00021_18612_6966.N1	21-SEP-2005 09:06:38	Dark	44.500	65	Lam Vel	2.2040	4400.0	89	18612	No
101	GOM_NL__2PRFIN20050921_090957_000000372041_00021_18612_6967.N1	21-SEP-2005 09:09:57	Dark	37.000	46	Del Vel	1.9540	10600.	74	18612	No

102	GOM_NL__2PRFIN20050921_091130_000000382041_00021_18612_6968.N1	21-SEP-2005 09:11:30	Dark	38.000	41	Eps Car	1.8600	4100.0	76	18612	No
103	GOM_NL__2PRFIN20050921_091338_000000362041_00022_18613_6950.N1	21-SEP-2005 09:13:38	Dark	36.000	29	Bet Car	1.6720	10200.	72	18613	No
104	GOM_NL__2PRFIN20050921_092200_000000372041_00022_18613_6951.N1	21-SEP-2005 09:22:00	Dark	36.500	135	Bet Hyi	2.8200	5800.0	73	18613	No
105	GOM_NL__2PRFIN20050921_092729_000000412041_00022_18613_6952.N1	21-SEP-2005 09:27:29	Straylight	41.000	148	Alp Tuc	2.8780	4100.0	82	18613	No
106	GOM_NL__2PRFIN20050921_093115_000000382041_00022_18613_6953.N1	21-SEP-2005 09:31:15	Straylight	37.500	31	Alp Gru	1.7340	15200.	75	18613	No
107	GOM_NL__2PRFIN20050921_093402_000000372041_00022_18613_6954.N1	21-SEP-2005 09:34:02	Straylight	36.500	172	Gam Gru	3.0030	13100.	73	18613	No
108	GOM_NL__2PRFIN20050921_093532_000000472041_00022_18613_6955.N1	21-SEP-2005 09:35:32	Straylight	46.500	18	24Alp PsA	1.1660	9700.0	93	18613	No
109	GOM_NL__2PRFIN20050921_094001_000000382041_00022_18613_6956.N1	21-SEP-2005 09:40:01	Tw_i_and_stray	38.000	142	49Del Cap	2.8500	8900.0	76	18613	No
110	GOM_NL__2PRFIN20050921_094412_000000372041_00022_18613_6957.N1	21-SEP-2005 09:44:12	Bright	37.000	162	34Alp Aqr	2.9440	5350.0	74	18613	No
111	GOM_NL__2PRFIN20050921_094714_000000382041_00022_18613_6958.N1	21-SEP-2005 09:47:14	Bright	37.500	61	8Eps Peg	2.1000	3900.0	75	18613	No
112	GOM_NL__2PRFIN20050921_095445_000000372041_00022_18613_6959.N1	21-SEP-2005 09:54:45	Bright	36.500	92	53Eps Cyg	2.5000	4500.0	73	18613	No
113	GOM_NL__2PRFIN20050921_095747_000000372041_00022_18613_6960.N1	21-SEP-2005 09:57:47	Bright	37.000	19	50Alp Cyg	1.2460	10500.	74	18613	No
114	GOM_NL__2PRFIN20050921_100154_000000362041_00022_18613_6961.N1	21-SEP-2005 10:01:54	Bright	36.000	89	5Alp Cep	2.4510	8000.0	72	18613	No
115	GOM_NL__2PRFIN20050921_101047_000000372041_00022_18613_6962.N1	21-SEP-2005 10:10:47	Bright	36.500	60	7Bet UMi	2.0810	3950.0	73	18613	No
116	GOM_NL__2PRFIN20050921_101702_000000372041_00022_18613_6963.N1	21-SEP-2005 10:17:02	Bright	37.000	36	50Alp UMa	1.8000	6300.0	74	18613	No
117	GOM_NL__2PRFIN20050921_101829_000000342041_00022_18613_6964.N1	21-SEP-2005 10:18:29	Bright	34.000	82	48Bet UMa	2.3650	10600.	68	18613	No
118	GOM_NL__2PRFIN20050921_102137_000000452041_00022_18613_6965.N1	21-SEP-2005 10:21:37	Bright	45.000	174	52Psi UMa	3.0040	4400.0	90	18613	No
119	GOM_NL__2PRFIN20050921_104715_000000442041_00022_18613_6966.N1	21-SEP-2005 10:47:15	Dark	43.500	65	Lam Vel	2.2040	4400.0	87	18613	No
120	GOM_NL__2PRFIN20050921_105033_000000382041_00022_18613_6967.N1	21-SEP-2005 10:50:33	Dark	37.500	46	Del Vel	1.9540	10600.	75	18613	No
121	GOM_NL__2PRFIN20050921_105207_000000442041_00022_18613_6968.N1	21-SEP-2005 10:52:07	Dark	43.500	41	Eps Car	1.8600	4100.0	87	18613	No
122	GOM_NL__2PRFIN20050921_105414_000000412041_00023_18614_6950.N1	21-SEP-2005 10:54:14	Dark	40.500	29	Bet Car	1.6720	10200.	81	18614	No
123	GOM_NL__2PRFIN20050921_110236_000000392041_00023_18614_6951.N1	21-SEP-2005 11:02:36	Dark	39.000	135	Bet Hyi	2.8200	5800.0	78	18614	No
124	GOM_NL__2PRFIN20050921_110805_000000372041_00023_18614_6952.N1	21-SEP-2005 11:08:05	Straylight	37.000	148	Alp Tuc	2.8780	4100.0	74	18614	No
125	GOM_NL__2PRFIN20050921_111151_000000372041_00023_18614_6953.N1	21-SEP-2005 11:11:51	Straylight	37.000	31	Alp Gru	1.7340	15200.	74	18614	No
126	GOM_NL__2PRFIN20050921_111438_000000372041_00023_18614_6954.N1	21-SEP-2005 11:14:38	Straylight	37.000	172	Gam Gru	3.0030	13100.	74	18614	No
127	GOM_NL__2PRFIN20050921_111608_000000442041_00023_18614_6955.N1	21-SEP-2005 11:16:08	Straylight	44.000	18	24Alp PsA	1.1660	9700.0	88	18614	No
128	GOM_NL__2PRFIN20050921_112037_000000382041_00023_18614_6956.N1	21-SEP-2005 11:20:37	Tw_i_and_stray	38.000	142	49Del Cap	2.8500	8900.0	76	18614	No
129	GOM_NL__2PRFIN20050921_112448_000000372041_00023_18614_6957.N1	21-SEP-2005 11:24:48	Bright	36.500	162	34Alp Aqr	2.9440	5350.0	73	18614	No
130	GOM_NL__2PRFIN20050921_112750_000000382041_00023_18614_6958.N1	21-SEP-2005 11:27:50	Bright	38.000	61	8Eps Peg	2.1000	3900.0	76	18614	No
131	GOM_NL__2PRFIN20050921_113521_000000382041_00023_18614_6959.N1	21-SEP-2005 11:35:21	Bright	38.000	92	53Eps Cyg	2.5000	4500.0	76	18614	No
132	GOM_NL__2PRFIN20050921_113824_000000382041_00023_18614_6960.N1	21-SEP-2005 11:38:24	Bright	37.500	19	50Alp Cyg	1.2460	10500.	75	18614	No
133	GOM_NL__2PRFIN20050921_114230_000000352041_00023_18614_6961.N1	21-SEP-2005 11:42:30	Bright	35.000	89	5Alp Cep	2.4510	8000.0	70	18614	No
134	GOM_NL__2PRFIN20050921_115123_000000362041_00023_18614_6962.N1	21-SEP-2005 11:51:23	Bright	36.000	60	7Bet UMi	2.0810	3950.0	72	18614	No
135	GOM_NL__2PRFIN20050921_115738_000000342041_00023_18614_6963.N1	21-SEP-2005 11:57:38	Bright	33.500	36	50Alp UMa	1.8000	6300.0	67	18614	No
136	GOM_NL__2PRFIN20050921_115905_000000352041_00023_18614_6964.N1	21-SEP-2005 11:59:05	Bright	35.000	82	48Bet UMa	2.3650	10600.	70	18614	No
137	GOM_NL__2PRFIN20050921_120213_000000342041_00023_18614_6965.N1	21-SEP-2005 12:02:13	Bright	34.000	174	52Psi UMa	3.0040	4400.0	68	18614	No
138	GOM_NL__2PRFIN20050921_122751_000000442041_00023_18614_6966.N1	21-SEP-2005 12:27:51	Dark	44.000	65	Lam Vel	2.2040	4400.0	88	18614	No
139	GOM_NL__2PRFIN20050921_123109_000000402041_00023_18614_6967.N1	21-SEP-2005 12:31:09	Dark	40.000	46	Del Vel	1.9540	10600.	80	18614	No
140	GOM_NL__2PRFIN20050921_123243_000000482041_00023_18614_6968.N1	21-SEP-2005 12:32:43	Dark	47.500	41	Eps Car	1.8600	4100.0	95	18614	No
141	GOM_NL__2PRFIN20050921_123450_000000412041_00024_18615_6950.N1	21-SEP-2005 12:34:50	Dark	41.000	29	Bet Car	1.6720	10200.	82	18615	No
142	GOM_NL__2PRFIN20050921_124312_000000392041_00024_18615_6951.N1	21-SEP-2005 12:43:12	Dark	39.000	135	Bet Hyi	2.8200	5800.0	78	18615	No
143	GOM_NL__2PRFIN20050921_124841_000000372041_00024_18615_6952.N1	21-SEP-2005 12:48:41	Straylight	37.000	148	Alp Tuc	2.8780	4100.0	74	18615	No
144	GOM_NL__2PRFIN20050921_125227_000000392041_00024_18615_6953.N1	21-SEP-2005 12:52:27	Straylight	39.000	31	Alp Gru	1.7340	15200.	78	18615	No
145	GOM_NL__2PRFIN20050921_125514_000000392041_00024_18615_6954.N1	21-SEP-2005 12:55:14	Straylight	38.500	172	Gam Gru	3.0030	13100.	77	18615	No
146	GOM_NL__2PRFIN20050921_125644_000000392041_00024_18615_6955.N1	21-SEP-2005 12:56:44	Straylight	38.500	18	24Alp PsA	1.1660	9700.0	77	18615	No
147	GOM_NL__2PRFIN20050921_130114_000000392041_00024_18615_6956.N1	21-SEP-2005 13:01:14	Tw_i_and_stray	39.000	142	49Del Cap	2.8500	8900.0	78	18615	No
148	GOM_NL__2PRFIN20050921_130524_000000362041_00024_18615_6957.N1	21-SEP-2005 13:05:24	Bright	36.000	162	34Alp Aqr	2.9440	5350.0	72	18615	No
149	GOM_NL__2PRFIN20050921_130826_000000372041_00024_18615_6958.N1	21-SEP-2005 13:08:26	Bright	37.000	61	8Eps Peg	2.1000	3900.0	74	18615	No
150	GOM_NL__2PRFIN20050921_131558_000000352041_00024_18615_6959.N1	21-SEP-2005 13:15:58	Bright	35.000	92	53Eps Cyg	2.5000	4500.0	70	18615	No
151	GOM_NL__2PRFIN20050921_131900_000000392041_00024_18615_6960.N1	21-SEP-2005 13:19:00	Bright	38.500	19	50Alp Cyg	1.2460	10500.	77	18615	No
152	GOM_NL__2PRFIN20050921_132306_000000332041_00024_18615_6961.N1	21-SEP-2005 13:23:06	Bright	32.500	89	5Alp Cep	2.4510	8000.0	65	18615	No
153	GOM_NL__2PRFIN20050921_133200_000000532041_00024_18615_6962.N1	21-SEP-2005 13:32:00	Bright	53.000	60	7Bet UMi	2.0810	3950.0	106	18615	No
154	GOM_NL__2PRFIN20050921_133814_000000362041_00024_18615_6963.N1	21-SEP-2005 13:38:14	Bright	36.000	36	50Alp UMa	1.8000	6300.0	72	18615	No
155	GOM_NL__2PRFIN20050921_133942_000000342041_00024_18615_6964.N1	21-SEP-2005 13:39:42	Bright	34.000	82	48Bet UMa	2.3650	10600.	68	18615	No
156	GOM_NL__2PRFIN20050921_134249_000000342041_00024_18615_6965.N1	21-SEP-2005 13:42:49	Bright	33.500	174	52Psi UMa	3.0040	4400.0	67	18615	No
157	GOM_NL__2PRFIN20050921_140827_000000442041_00024_18615_6966.N1	21-SEP-2005 14:08:27	Dark	44.000	65	Lam Vel	2.2040	4400.0	88	18615	No
158	GOM_NL__2PRFIN20050921_141145_000000392041_00024_18615_6967.N1	21-SEP-2005 14:11:45	Dark	38.500	46	Del Vel	1.9540	10600.	77	18615	No
159	GOM_NL__2PRFIN20050921_141319_000000512041_00024_18615_6968.N1	21-SEP-2005 14:13:19	Dark	51.000	41	Eps Car	1.8600	4100.0	102	18615	No
160	GOM_NL__2PRFIN20050921_141526_000000382041_00025_18616_6950.N1	21-SEP-2005 14:15:26	Dark	37.500	29	Bet Car	1.6720	10200.	75	18616	No

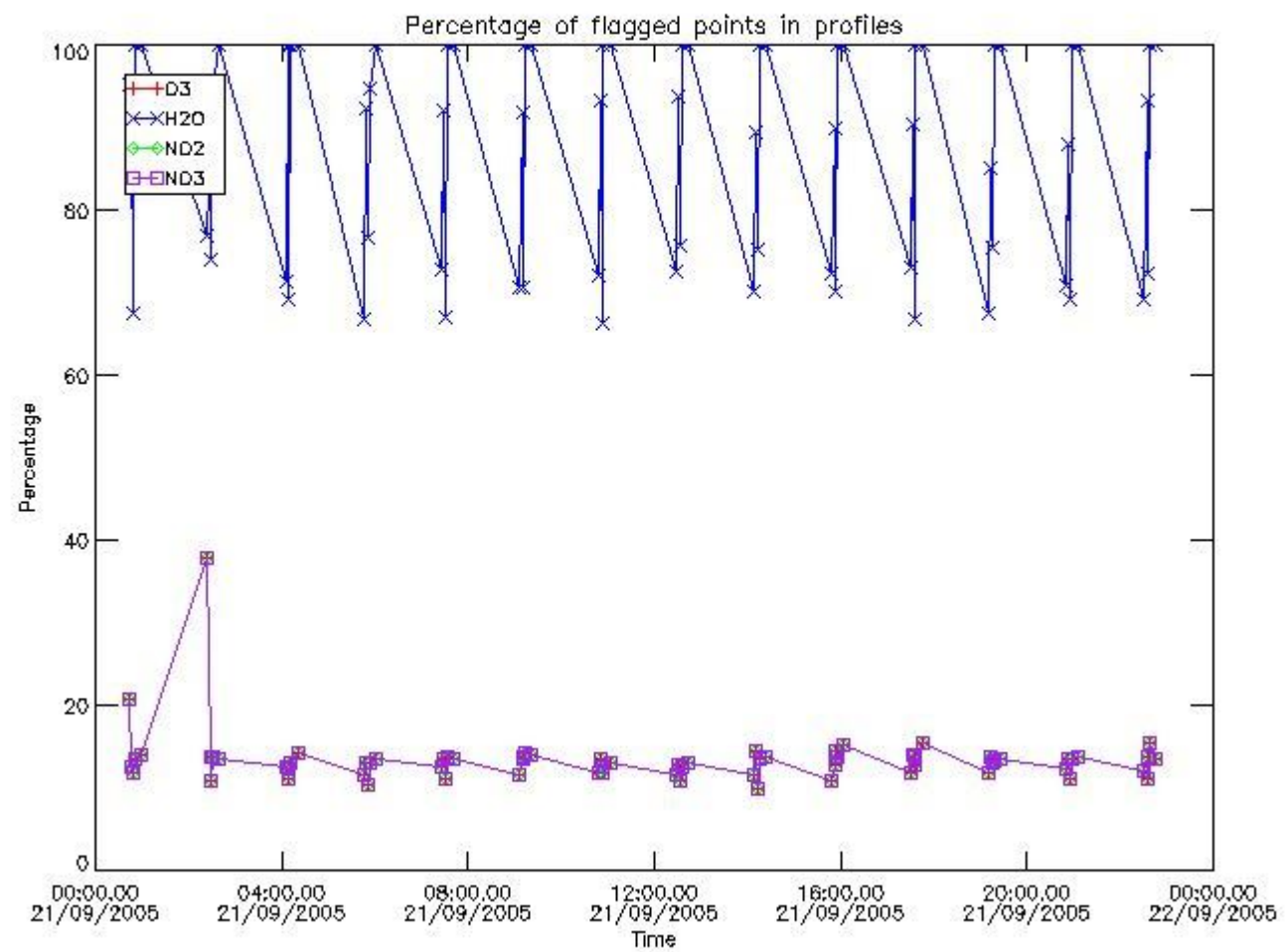
161	GOM_NL__2PRFIN20050921_142348_000000372041_00025_18616_6951.N1	21-SEP-2005 14:23:48	Dark	37.000	135	Bet Hyi	2.8200	5800.0	74	18616	No
162	GOM_NL__2PRFIN20050921_142917_000000372041_00025_18616_6952.N1	21-SEP-2005 14:29:17	Straylight	37.000	148	Alp Tuc	2.8780	4100.0	74	18616	No
163	GOM_NL__2PRFIN20050921_143303_000000422041_00025_18616_6953.N1	21-SEP-2005 14:33:03	Straylight	42.000	31	Alp Gru	1.7340	15200.	84	18616	No
164	GOM_NL__2PRFIN20050921_143550_000000392041_00025_18616_6954.N1	21-SEP-2005 14:35:50	Straylight	38.500	172	Gam Gru	3.0030	13100.	77	18616	No
165	GOM_NL__2PRFIN20050921_143720_000000432041_00025_18616_6955.N1	21-SEP-2005 14:37:20	Straylight	42.500	18	24Alp PsA	1.1660	9700.0	85	18616	No
166	GOM_NL__2PRFIN20050921_144150_000000402041_00025_18616_6956.N1	21-SEP-2005 14:41:50	Tw_i_and_stray	40.000	142	49Del Cap	2.8500	8900.0	80	18616	No
167	GOM_NL__2PRFIN20050921_144600_000000372041_00025_18616_6957.N1	21-SEP-2005 14:46:00	Bright	37.000	162	34Alp Aqr	2.9440	5350.0	74	18616	No
168	GOM_NL__2PRFIN20050921_144903_000000362041_00025_18616_6958.N1	21-SEP-2005 14:49:03	Bright	35.500	61	8Eps Peg	2.1000	3900.0	71	18616	No
169	GOM_NL__2PRFIN20050921_145634_000000352041_00025_18616_6959.N1	21-SEP-2005 14:56:34	Bright	34.500	92	53Eps Cyg	2.5000	4500.0	69	18616	No
170	GOM_NL__2PRFIN20050921_145936_000000382041_00025_18616_6960.N1	21-SEP-2005 14:59:36	Bright	37.500	19	50Alp Cyg	1.2460	10500.	75	18616	No
171	GOM_NL__2PRFIN20050921_150342_000000362041_00025_18616_6961.N1	21-SEP-2005 15:03:42	Bright	36.000	89	5Alp Cep	2.4510	8000.0	72	18616	No
172	GOM_NL__2PRFIN20050921_151236_000000362041_00025_18616_6962.N1	21-SEP-2005 15:12:36	Bright	35.500	60	7Bet UMi	2.0810	3950.0	71	18616	No
173	GOM_NL__2PRFIN20050921_151850_000000362041_00025_18616_6963.N1	21-SEP-2005 15:18:50	Bright	35.500	36	50Alp UMa	1.8000	6300.0	71	18616	No
174	GOM_NL__2PRFIN20050921_152018_000000342041_00025_18616_6964.N1	21-SEP-2005 15:20:18	Bright	33.500	82	48Bet UMa	2.3650	10600.	67	18616	No
175	GOM_NL__2PRFIN20050921_152326_000000352041_00025_18616_6965.N1	21-SEP-2005 15:23:26	Bright	35.000	174	52Psi UMa	3.0040	4400.0	70	18616	No
176	GOM_NL__2PRFIN20050921_154903_000000482041_00025_18616_6966.N1	21-SEP-2005 15:49:03	Dark	47.500	65	Lam Vel	2.2040	4400.0	95	18616	No
177	GOM_NL__2PRFIN20050921_155221_000000402041_00025_18616_6967.N1	21-SEP-2005 15:52:21	Dark	40.000	46	Del Vel	1.9540	10600.	80	18616	No
178	GOM_NL__2PRFIN20050921_155355_000000492041_00025_18616_6968.N1	21-SEP-2005 15:53:55	Dark	49.000	41	Eps Car	1.8600	4100.0	98	18616	No
179	GOM_NL__2PRFIN20050921_155602_000000372041_00026_18617_6951.N1	21-SEP-2005 15:56:02	Dark	37.000	29	Bet Car	1.6720	10200.	74	18617	No
180	GOM_NL__2PRFIN20050921_160424_000000372041_00026_18617_6952.N1	21-SEP-2005 16:04:24	Dark	37.000	135	Bet Hyi	2.8200	5800.0	74	18617	No
181	GOM_NL__2PRFIN20050921_160953_000000462041_00026_18617_6953.N1	21-SEP-2005 16:09:53	Straylight	45.500	148	Alp Tuc	2.8780	4100.0	91	18617	No
182	GOM_NL__2PRFIN20050921_161339_000000432041_00026_18617_6954.N1	21-SEP-2005 16:13:39	Straylight	42.500	31	Alp Gru	1.7340	15200.	85	18617	No
183	GOM_NL__2PRFIN20050921_161627_000000372041_00026_18617_6955.N1	21-SEP-2005 16:16:27	Straylight	37.000	172	Gam Gru	3.0030	13100.	74	18617	No
184	GOM_NL__2PRFIN20050921_161756_000000442041_00026_18617_6956.N1	21-SEP-2005 16:17:56	Straylight	43.500	18	24Alp PsA	1.1660	9700.0	87	18617	No
185	GOM_NL__2PRFIN20050921_162226_000000392041_00026_18617_6957.N1	21-SEP-2005 16:22:26	Tw_i_and_stray	39.000	142	49Del Cap	2.8500	8900.0	78	18617	No
186	GOM_NL__2PRFIN20050921_162636_000000382041_00026_18617_6958.N1	21-SEP-2005 16:26:36	Bright	37.500	162	34Alp Aqr	2.9440	5350.0	75	18617	No
187	GOM_NL__2PRFIN20050921_162939_000000372041_00026_18617_6959.N1	21-SEP-2005 16:29:39	Bright	37.000	61	8Eps Peg	2.1000	3900.0	74	18617	No
188	GOM_NL__2PRFIN20050921_163710_000000382041_00026_18617_6960.N1	21-SEP-2005 16:37:10	Bright	37.500	92	53Eps Cyg	2.5000	4500.0	75	18617	No
189	GOM_NL__2PRFIN20050921_164012_000000382041_00026_18617_6961.N1	21-SEP-2005 16:40:12	Bright	37.500	19	50Alp Cyg	1.2460	10500.	75	18617	No
190	GOM_NL__2PRFIN20050921_164418_000000362041_00026_18617_6962.N1	21-SEP-2005 16:44:18	Bright	36.000	89	5Alp Cep	2.4510	8000.0	72	18617	No
191	GOM_NL__2PRFIN20050921_165312_000000372041_00026_18617_6963.N1	21-SEP-2005 16:53:12	Bright	37.000	60	7Bet UMi	2.0810	3950.0	74	18617	No
192	GOM_NL__2PRFIN20050921_165926_000000352041_00026_18617_6964.N1	21-SEP-2005 16:59:26	Bright	34.500	36	50Alp UMa	1.8000	6300.0	69	18617	No
193	GOM_NL__2PRFIN20050921_170054_000000342041_00026_18617_6965.N1	21-SEP-2005 17:00:54	Bright	33.500	82	48Bet UMa	2.3650	10600.	67	18617	No
194	GOM_NL__2PRFIN20050921_170402_000000342041_00026_18617_6966.N1	21-SEP-2005 17:04:02	Bright	33.500	174	52Psi UMa	3.0040	4400.0	67	18617	No
195	GOM_NL__2PRFIN20050921_172939_000000432041_00026_18617_6967.N1	21-SEP-2005 17:29:39	Dark	43.000	65	Lam Vel	2.2040	4400.0	86	18617	No
196	GOM_NL__2PRFIN20050921_173258_000000372041_00026_18617_6968.N1	21-SEP-2005 17:32:58	Dark	36.500	46	Del Vel	1.9540	10600.	73	18617	No
197	GOM_NL__2PRFIN20050921_173432_000000442041_00026_18617_6969.N1	21-SEP-2005 17:34:32	Dark	44.000	41	Eps Car	1.8600	4100.0	88	18617	No
198	GOM_NL__2PRFIN20050921_173638_000000372041_00027_18618_6951.N1	21-SEP-2005 17:36:38	Dark	37.000	29	Bet Car	1.6720	10200.	74	18618	No
199	GOM_NL__2PRFIN20050921_174500_000000372041_00027_18618_6952.N1	21-SEP-2005 17:45:00	Dark	36.500	135	Bet Hyi	2.8200	5800.0	73	18618	No
200	GOM_NL__2PRFIN20050921_175029_000000452041_00027_18618_6953.N1	21-SEP-2005 17:50:29	Straylight	44.500	148	Alp Tuc	2.8780	4100.0	89	18618	No
201	GOM_NL__2PRFIN20050921_175415_000000382041_00027_18618_6954.N1	21-SEP-2005 17:54:15	Straylight	37.500	31	Alp Gru	1.7340	15200.	75	18618	No
202	GOM_NL__2PRFIN20050921_175703_000000382041_00027_18618_6955.N1	21-SEP-2005 17:57:03	Straylight	38.000	172	Gam Gru	3.0030	13100.	76	18618	No
203	GOM_NL__2PRFIN20050921_175832_000000422041_00027_18618_6956.N1	21-SEP-2005 17:58:32	Straylight	42.000	18	24Alp PsA	1.1660	9700.0	84	18618	No
204	GOM_NL__2PRFIN20050921_180302_000000392041_00027_18618_6957.N1	21-SEP-2005 18:03:02	Tw_i_and_stray	38.500	142	49Del Cap	2.8500	8900.0	77	18618	No
205	GOM_NL__2PRFIN20050921_180712_000000382041_00027_18618_6958.N1	21-SEP-2005 18:07:12	Bright	38.000	162	34Alp Aqr	2.9440	5350.0	76	18618	No
206	GOM_NL__2PRFIN20050921_181015_000000372041_00027_18618_6959.N1	21-SEP-2005 18:10:15	Bright	37.000	61	8Eps Peg	2.1000	3900.0	74	18618	No
207	GOM_NL__2PRFIN20050921_181747_000000372041_00027_18618_6960.N1	21-SEP-2005 18:17:47	Bright	36.500	92	53Eps Cyg	2.5000	4500.0	73	18618	No
208	GOM_NL__2PRFIN20050921_182049_000000372041_00027_18618_6961.N1	21-SEP-2005 18:20:49	Bright	36.500	19	50Alp Cyg	1.2460	10500.	73	18618	No
209	GOM_NL__2PRFIN20050921_182454_000000352041_00027_18618_6962.N1	21-SEP-2005 18:24:54	Bright	34.500	89	5Alp Cep	2.4510	8000.0	69	18618	No
210	GOM_NL__2PRFIN20050921_183349_000000382041_00027_18618_6963.N1	21-SEP-2005 18:33:49	Bright	37.500	60	7Bet UMi	2.0810	3950.0	75	18618	No
211	GOM_NL__2PRFIN20050921_184002_000000372041_00027_18618_6964.N1	21-SEP-2005 18:40:02	Bright	36.500	36	50Alp UMa	1.8000	6300.0	73	18618	No
212	GOM_NL__2PRFIN20050921_184130_000000342041_00027_18618_6965.N1	21-SEP-2005 18:41:30	Bright	33.500	82	48Bet UMa	2.3650	10600.	67	18618	No
213	GOM_NL__2PRFIN20050921_184438_000000332041_00027_18618_6966.N1	21-SEP-2005 18:44:38	Bright	33.000	174	52Psi UMa	3.0040	4400.0	66	18618	No
214	GOM_NL__2PRFIN20050921_191016_000000442041_00027_18618_6967.N1	21-SEP-2005 19:10:16	Dark	43.500	65	Lam Vel	2.2040	4400.0	87	18618	No
215	GOM_NL__2PRFIN20050921_191334_000000372041_00027_18618_6968.N1	21-SEP-2005 19:13:34	Dark	37.000	46	Del Vel	1.9540	10600.	74	18618	No
216	GOM_NL__2PRFIN20050921_191508_000000392041_00027_18618_6969.N1	21-SEP-2005 19:15:08	Dark	39.000	41	Eps Car	1.8600	4100.0	78	18618	No
217	GOM_NL__2PRFIN20050921_191714_000000392041_00028_18619_6951.N1	21-SEP-2005 19:17:14	Dark	38.500	29	Bet Car	1.6720	10200.	77	18619	No
218	GOM_NL__2PRFIN20050921_192537_000000382041_00028_18619_6952.N1	21-SEP-2005 19:25:37	Dark	38.000	135	Bet Hyi	2.8200	5800.0	76	18619	No
219	GOM_NL__2PRFIN20050921_193105_000000392041_00028_18619_6953.N1	21-SEP-2005 19:31:05	Straylight	38.500	148	Alp Tuc	2.8780	4100.0	77	18619	No

220	GOM_NL__2PRFIN20050921_193451_000000372041_00028_18619_6954.N1	21-SEP-2005 19:34:51	Straylight	37.000	31	Alp Gru	1.7340	15200.	74	18619	No
221	GOM_NL__2PRFIN20050921_193739_000000382041_00028_18619_6955.N1	21-SEP-2005 19:37:39	Straylight	37.500	172	Gam Gru	3.0030	13100.	75	18619	No
222	GOM_NL__2PRFIN20050921_193908_000000432041_00028_18619_6956.N1	21-SEP-2005 19:39:08	Straylight	42.500	18	24Alp PsA	1.1660	9700.0	85	18619	No
223	GOM_NL__2PRFIN20050921_194338_000000402041_00028_18619_6957.N1	21-SEP-2005 19:43:38	Tw_i_and_stray	40.000	142	49Del Cap	2.8500	8900.0	80	18619	No
224	GOM_NL__2PRFIN20050921_194748_000000372041_00028_18619_6958.N1	21-SEP-2005 19:47:48	Bright	36.500	162	34Alp Aqr	2.9440	5350.0	73	18619	No
225	GOM_NL__2PRFIN20050921_195051_000000382041_00028_18619_6959.N1	21-SEP-2005 19:50:51	Bright	37.500	61	8Eps Peg	2.1000	3900.0	75	18619	No
226	GOM_NL__2PRFIN20050921_195823_000000392041_00028_18619_6960.N1	21-SEP-2005 19:58:23	Bright	38.500	92	53Eps Cyg	2.5000	4500.0	77	18619	No
227	GOM_NL__2PRFIN20050921_200125_000000362041_00028_18619_6961.N1	21-SEP-2005 20:01:25	Bright	36.000	19	50Alp Cyg	1.2460	10500.	72	18619	No
228	GOM_NL__2PRFIN20050921_200530_000000362041_00028_18619_6962.N1	21-SEP-2005 20:05:30	Bright	35.500	89	5Alp Cep	2.4510	8000.0	71	18619	No
229	GOM_NL__2PRFIN20050921_201425_000000382041_00028_18619_6963.N1	21-SEP-2005 20:14:25	Bright	37.500	60	7Bet UMi	2.0810	3950.0	75	18619	No
230	GOM_NL__2PRFIN20050921_202038_000000342041_00028_18619_6964.N1	21-SEP-2005 20:20:38	Bright	33.500	36	50Alp UMa	1.8000	6300.0	67	18619	No
231	GOM_NL__2PRFIN20050921_202206_000000332041_00028_18619_6965.N1	21-SEP-2005 20:22:06	Bright	32.500	82	48Bet UMa	2.3650	10600.	65	18619	No
232	GOM_NL__2PRFIN20050921_202514_000000342041_00028_18619_6966.N1	21-SEP-2005 20:25:14	Bright	33.500	174	52Psi UMa	3.0040	4400.0	67	18619	No
233	GOM_NL__2PRFIN20050921_205052_000000422041_00028_18619_6967.N1	21-SEP-2005 20:50:52	Dark	41.500	65	Lam Vel	2.2040	4400.0	83	18619	No
234	GOM_NL__2PRFIN20050921_205410_000000382041_00028_18619_6968.N1	21-SEP-2005 20:54:10	Dark	37.500	46	Del Vel	1.9540	10600.	75	18619	No
235	GOM_NL__2PRFIN20050921_205544_000000462041_00028_18619_6969.N1	21-SEP-2005 20:55:44	Dark	46.000	41	Eps Car	1.8600	4100.0	92	18619	No
236	GOM_NL__2PRFIN20050921_205750_000000382041_00029_18620_6951.N1	21-SEP-2005 20:57:50	Dark	37.500	29	Bet Car	1.6720	10200.	75	18620	No
237	GOM_NL__2PRFIN20050921_210612_000000372041_00029_18620_6952.N1	21-SEP-2005 21:06:12	Dark	37.000	135	Bet Hyi	2.8200	5800.0	74	18620	No
238	GOM_NL__2PRFIN20050921_211141_000000382041_00029_18620_6953.N1	21-SEP-2005 21:11:41	Straylight	37.500	148	Alp Tuc	2.8780	4100.0	75	18620	No
239	GOM_NL__2PRFIN20050921_211527_000000432041_00029_18620_6954.N1	21-SEP-2005 21:15:27	Straylight	42.500	31	Alp Gru	1.7340	15200.	85	18620	No
240	GOM_NL__2PRFIN20050921_211815_000000382041_00029_18620_6955.N1	21-SEP-2005 21:18:15	Straylight	37.500	172	Gam Gru	3.0030	13100.	75	18620	No
241	GOM_NL__2PRFIN20050921_211944_000000412041_00029_18620_6956.N1	21-SEP-2005 21:19:44	Straylight	40.500	18	24Alp PsA	1.1660	9700.0	81	18620	No
242	GOM_NL__2PRFIN20050921_212414_000000392041_00029_18620_6957.N1	21-SEP-2005 21:24:14	Tw_i_and_stray	39.000	142	49Del Cap	2.8500	8900.0	78	18620	No
243	GOM_NL__2PRFIN20050921_212824_000000372041_00029_18620_6958.N1	21-SEP-2005 21:28:24	Bright	36.500	162	34Alp Aqr	2.9440	5350.0	73	18620	No
244	GOM_NL__2PRFIN20050921_213127_000000362041_00029_18620_6959.N1	21-SEP-2005 21:31:27	Bright	36.000	61	8Eps Peg	2.1000	3900.0	72	18620	No
245	GOM_NL__2PRFIN20050921_213859_000000372041_00029_18620_6960.N1	21-SEP-2005 21:38:59	Bright	36.500	92	53Eps Cyg	2.5000	4500.0	73	18620	No
246	GOM_NL__2PRFIN20050921_214201_000000382041_00029_18620_6961.N1	21-SEP-2005 21:42:01	Bright	37.500	19	50Alp Cyg	1.2460	10500.	75	18620	No
247	GOM_NL__2PRFIN20050921_214606_000000372041_00029_18620_6962.N1	21-SEP-2005 21:46:06	Bright	36.500	89	5Alp Cep	2.4510	8000.0	73	18620	No
248	GOM_NL__2PRFIN20050921_215501_000000362041_00029_18620_6963.N1	21-SEP-2005 21:55:01	Bright	35.500	60	7Bet UMi	2.0810	3950.0	71	18620	No
249	GOM_NL__2PRFIN20050921_220114_000000352041_00029_18620_6964.N1	21-SEP-2005 22:01:14	Bright	34.500	36	50Alp UMa	1.8000	6300.0	69	18620	No
250	GOM_NL__2PRFIN20050921_220242_000000342041_00029_18620_6965.N1	21-SEP-2005 22:02:42	Bright	34.000	82	48Bet UMa	2.3650	10600.	68	18620	No
251	GOM_NL__2PRFIN20050921_220550_000000512041_00029_18620_6966.N1	21-SEP-2005 22:05:50	Bright	51.000	174	52Psi UMa	3.0040	4400.0	102	18620	No
252	GOM_NL__2PRFIN20050921_223128_000000432041_00029_18620_6967.N1	21-SEP-2005 22:31:28	Dark	42.500	65	Lam Vel	2.2040	4400.0	85	18620	No
253	GOM_NL__2PRFIN20050921_223446_000000372041_00029_18620_6968.N1	21-SEP-2005 22:34:46	Dark	37.000	46	Del Vel	1.9540	10600.	74	18620	No
254	GOM_NL__2PRFIN20050921_223620_000000462041_00029_18620_6969.N1	21-SEP-2005 22:36:20	Dark	45.500	41	Eps Car	1.8600	4100.0	91	18620	No
255	GOM_NL__2PRFIN20050921_223826_000000372041_00030_18621_6951.N1	21-SEP-2005 22:38:26	Dark	36.500	29	Bet Car	1.6720	10200.	73	18621	No
256	GOM_NL__2PRFIN20050921_224648_000000382041_00030_18621_6952.N1	21-SEP-2005 22:46:48	Dark	38.000	135	Bet Hyi	2.8200	5800.0	76	18621	No
257	GOM_NL__2PRFIN20050921_225217_000000372041_00030_18621_6953.N1	21-SEP-2005 22:52:17	Straylight	37.000	148	Alp Tuc	2.8780	4100.0	74	18621	No
258	GOM_NL__2PRFIN20050921_225603_000000402041_00030_18621_6954.N1	21-SEP-2005 22:56:03	Straylight	39.500	31	Alp Gru	1.7340	15200.	79	18621	No
259	GOM_NL__2PRFIN20050921_225851_000000382041_00030_18621_6955.N1	21-SEP-2005 22:58:51	Straylight	37.500	172	Gam Gru	3.0030	13100.	75	18621	No
260	GOM_NL__2PRFIN20050921_230021_000000432041_00030_18621_6956.N1	21-SEP-2005 23:00:21	Straylight	43.000	18	24Alp PsA	1.1660	9700.0	86	18621	No
261	GOM_NL__2PRFIN20050921_230450_000000402041_00030_18621_6957.N1	21-SEP-2005 23:04:50	Tw_i_and_stray	40.000	142	49Del Cap	2.8500	8900.0	80	18621	No
262	GOM_NL__2PRFIN20050921_230900_000000382041_00030_18621_6958.N1	21-SEP-2005 23:09:00	Bright	37.500	162	34Alp Aqr	2.9440	5350.0	75	18621	No
263	GOM_NL__2PRFIN20050921_231203_000000382041_00030_18621_6959.N1	21-SEP-2005 23:12:03	Bright	38.000	61	8Eps Peg	2.1000	3900.0	76	18621	No
264	GOM_NL__2PRFIN20050921_231936_000000342041_00030_18621_6960.N1	21-SEP-2005 23:19:36	Bright	34.000	92	53Eps Cyg	2.5000	4500.0	68	18621	No
265	GOM_NL__2PRFIN20050921_232238_000000382041_00030_18621_6961.N1	21-SEP-2005 23:22:38	Bright	37.500	19	50Alp Cyg	1.2460	10500.	75	18621	No
266	GOM_NL__2PRFIN20050921_232642_000000362041_00030_18621_6962.N1	21-SEP-2005 23:26:42	Bright	36.000	89	5Alp Cep	2.4510	8000.0	72	18621	No
267	GOM_NL__2PRFIN20050921_233537_000000342041_00030_18621_6963.N1	21-SEP-2005 23:35:37	Bright	33.500	60	7Bet UMi	2.0810	3950.0	67	18621	No
268	GOM_NL__2PRFIN20050921_234150_000000352041_00030_18621_6964.N1	21-SEP-2005 23:41:50	Bright	35.000	36	50Alp UMa	1.8000	6300.0	70	18621	No
269	GOM_NL__2PRFIN20050921_234318_000000352041_00030_18621_6965.N1	21-SEP-2005 23:43:18	Bright	34.500	82	48Bet UMa	2.3650	10600.	69	18621	No
270	GOM_NL__2PRFIN20050921_234626_000000402041_00030_18621_6966.N1	21-SEP-2005 23:46:26	Bright	39.500	174	52Psi UMa	3.0040	4400.0	79	18621	No

3. Quality information per product

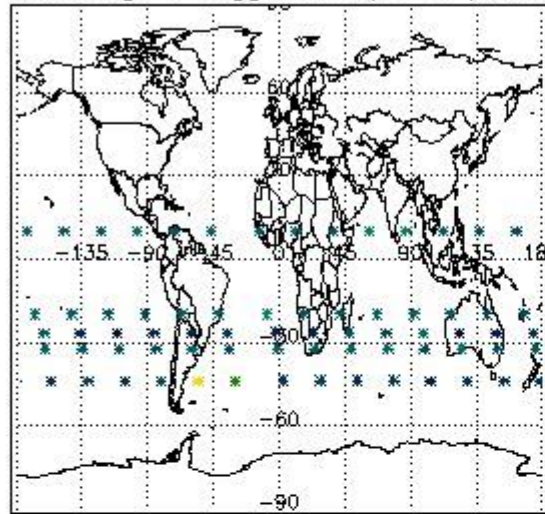
In this section it is plotted some information contained in the Quality Summary data set of the level 2 products. Only products in dark limb conditions and without errors (error flag in the MPH set to "0") are used.

3.1 Plot quality information per product (time dependant)

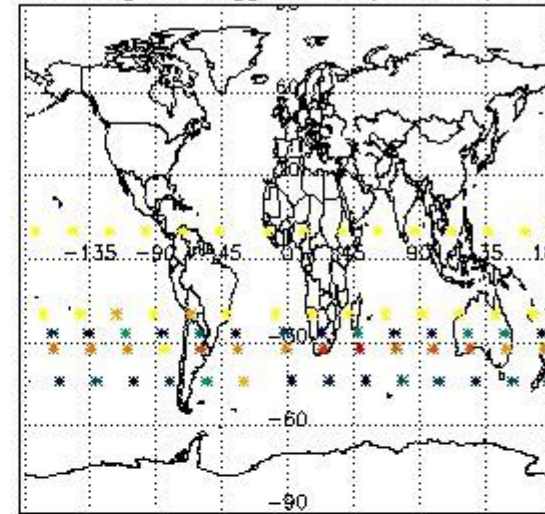


3.2 Plot quality information per product (world map)

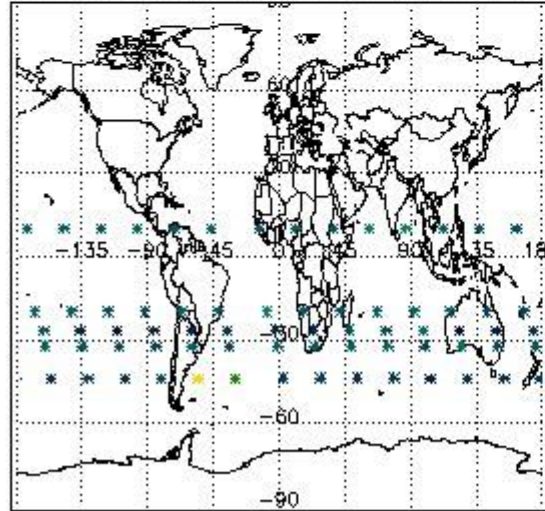
Percentage of flagged data per O3 profile



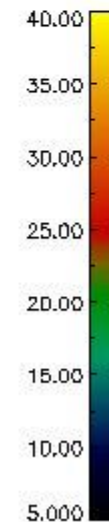
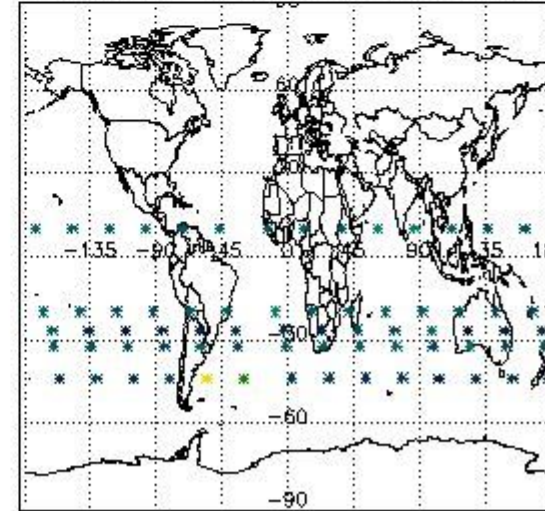
Percentage of flagged data per H2O profile



Percentage of flagged data per NO2 profile



Percentage of flagged data per NO3 profile

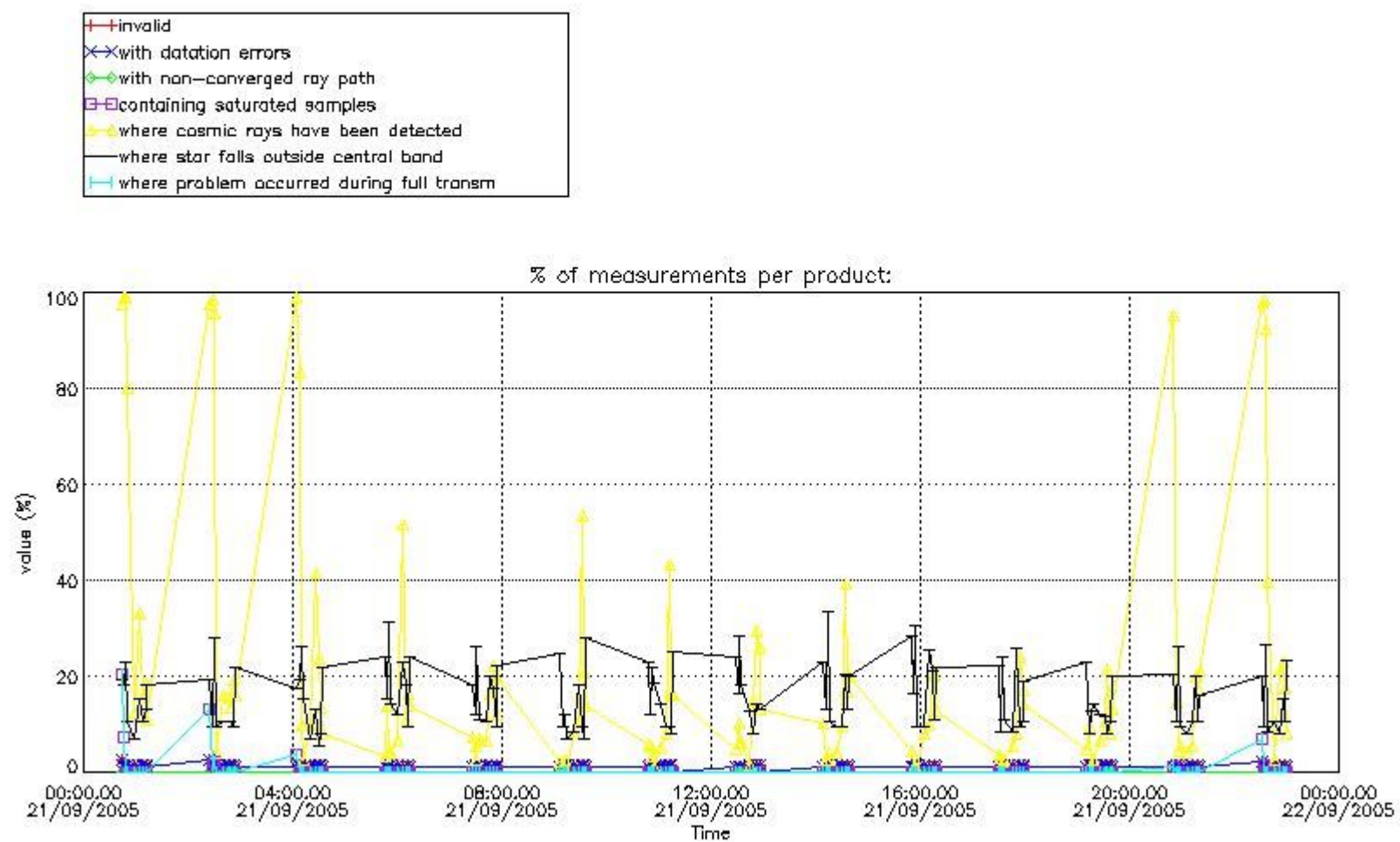


4. Level 1 quality information per product

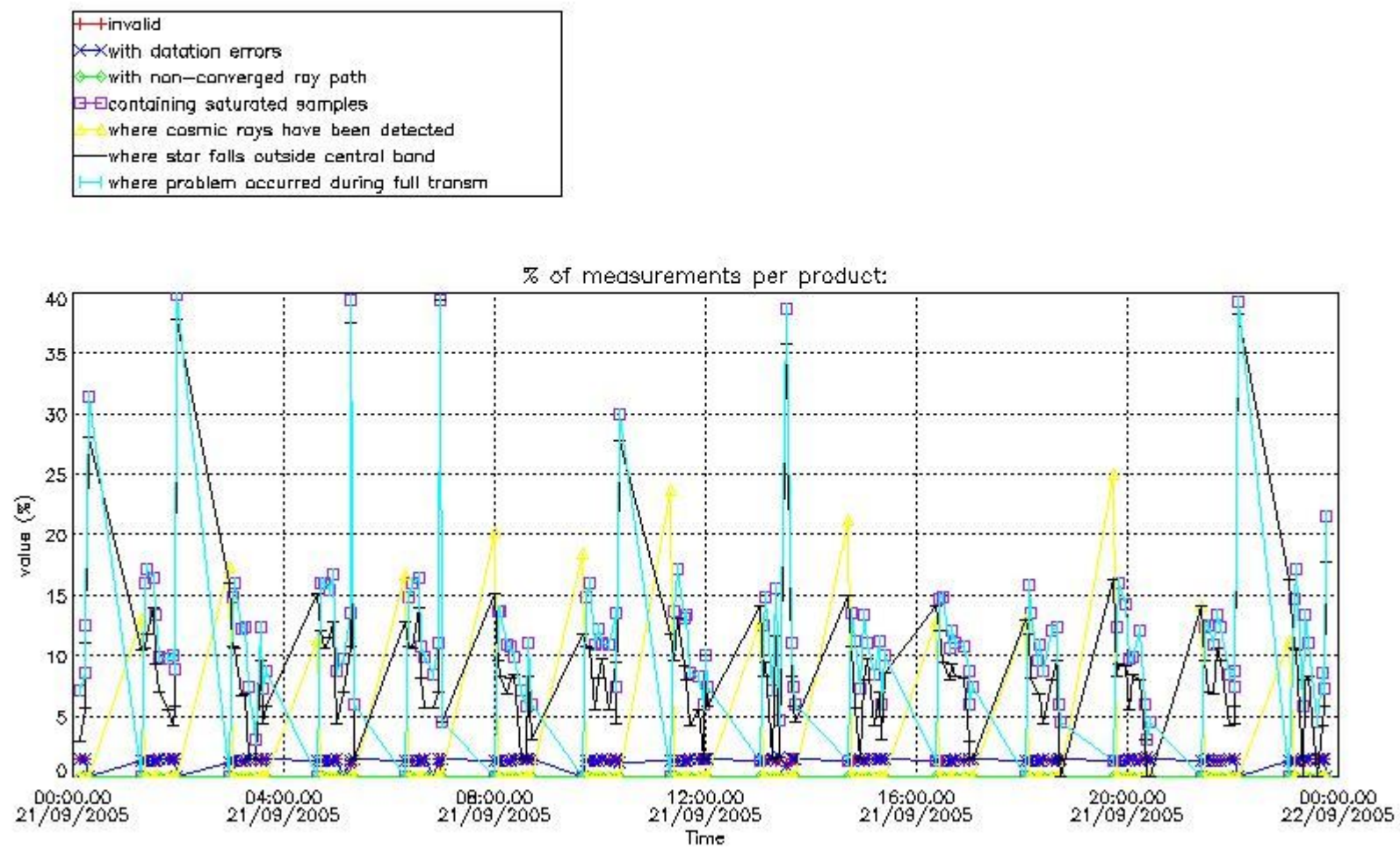
In this section it is plotted some information contained in the Quality Summary data set of the level 2 products that comes from the level 1b processing. Products without errors (error flag in the MPH set to "0") are used.

4.1 Plot quality information per product (time dependant) coming from level 1b processing

4.1.1 Plot level 1 quality information per product (time dependant): ENVISAT ASCENDING passes

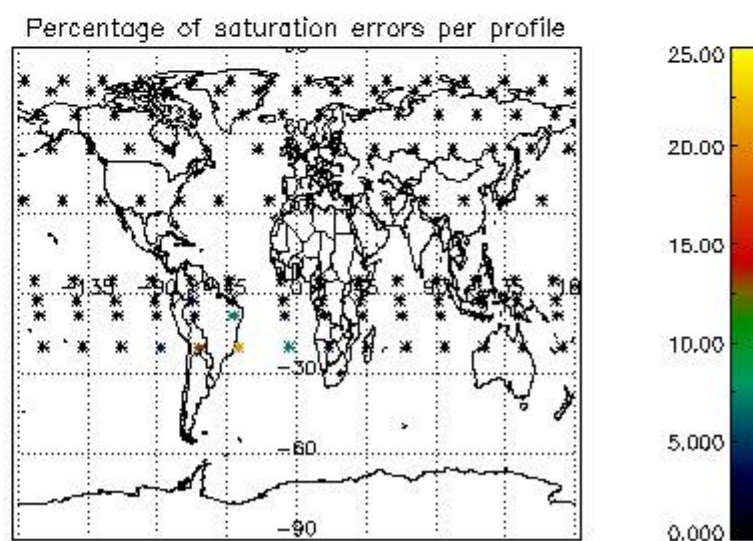
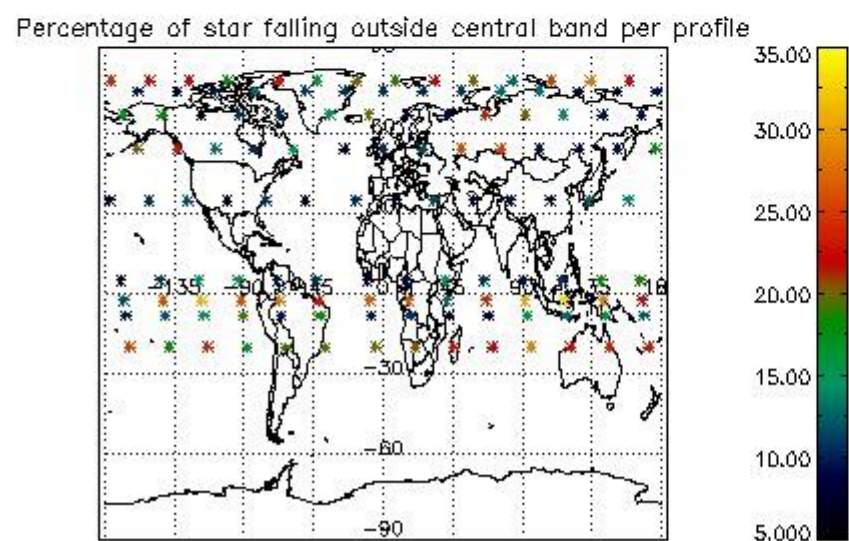
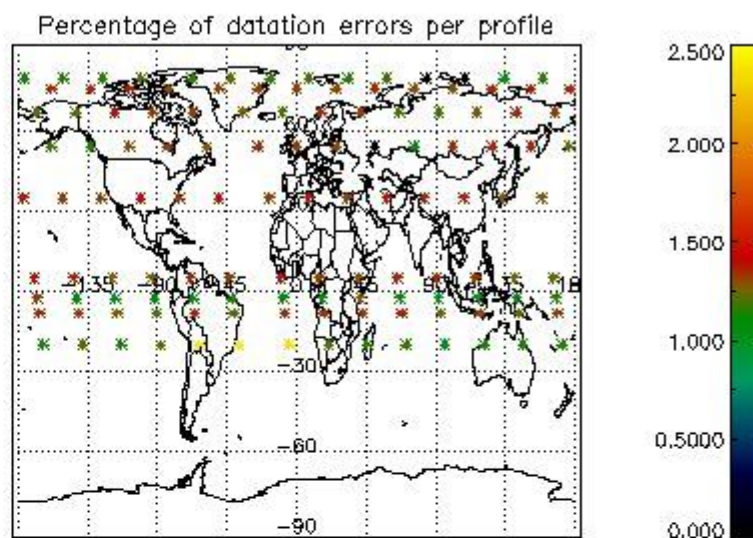
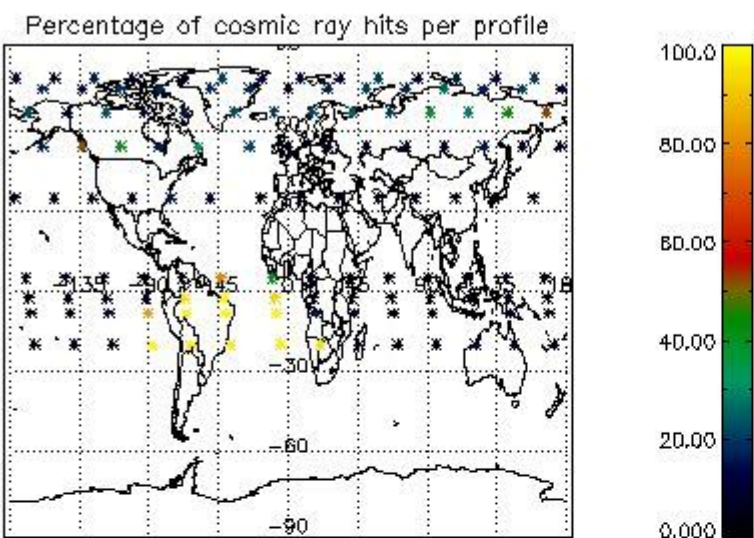


4.1.2 Plot level 1 quality information per product (time dependant): ENVI SAT DESCENDING passes



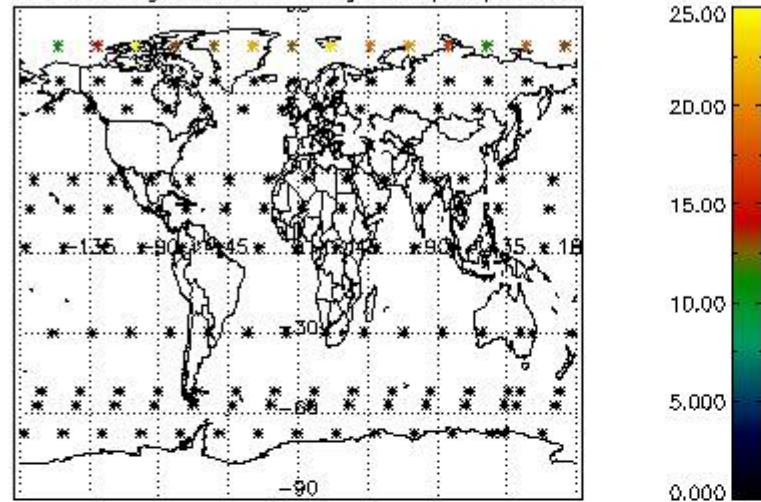
4.2 Plot quality information per product coming from level 1b processing (world map)

4.2.1 Plot level 1 quality information per product (world map): ENVISAT ASCENDING passes

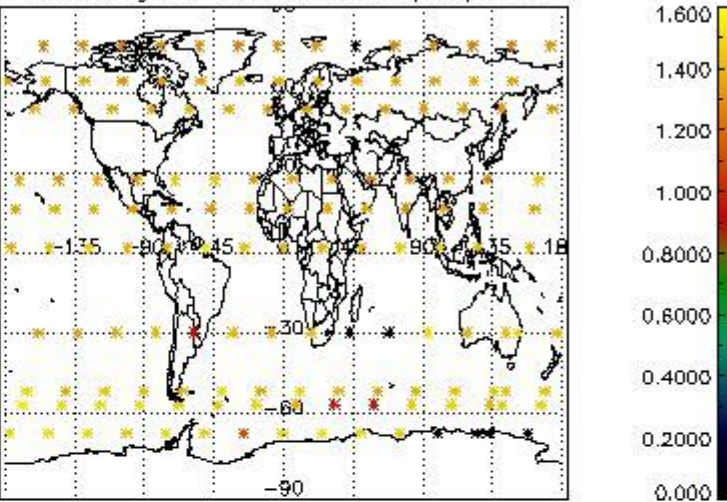


4.2.2 Plot level 1 quality information per product (world map): ENVISAT DESCENDING passes

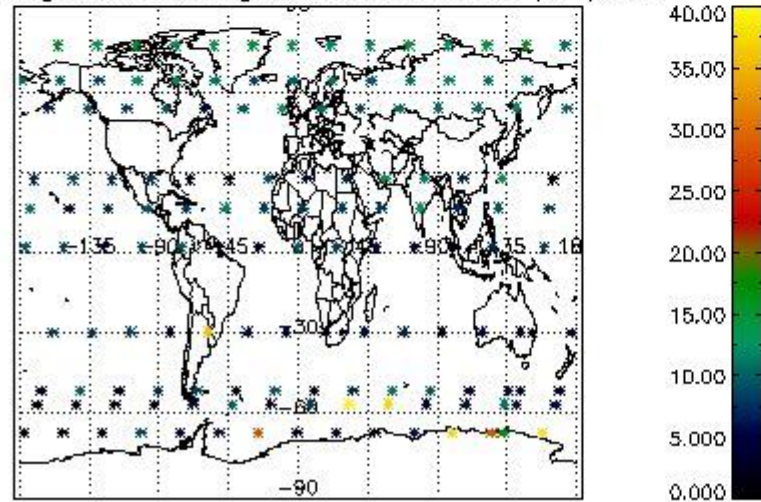
Percentage of cosmic ray hits per profile



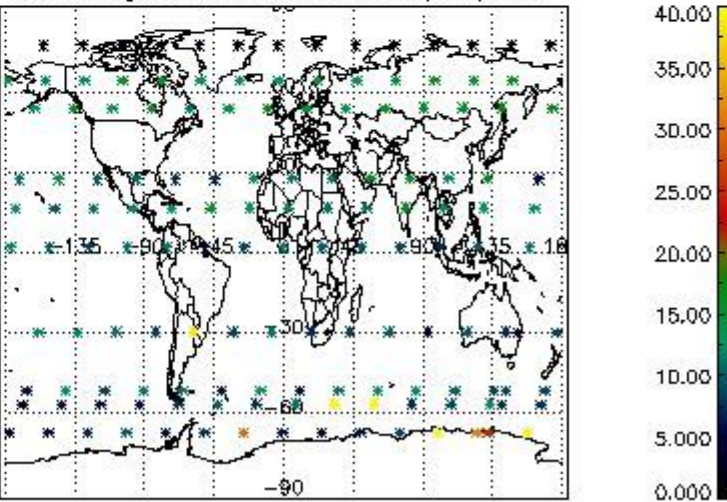
Percentage of datation errors per profile



Percentage of star falling outside central band per profile



Percentage of saturation errors per profile



5. Trace gas profiles

5.1 Ozone statistics based on quality of products

The final quality of the products can be "measured" using the STD (Standard Deviation) attached to every point profile. This information is written to the parameter GOM_NL__2P/NL_LOCAL_SPECIES_DENSITY/o3_std of the level 2 products. The table below shows the statistics for given STD ranges.

The statistics are given with respect to the overall valid production:

- Products without fatal errors: GOM_NL__2P/MPH/PRODUCT_ERR=0
- Valid point profile: GOM_NL__2P/NL_LOCAL_SPECIES_DENSITY/pcd(0)=0

The 'Criteria' is applied to valid points of dark limb products:

- Products in dark limb illumination condition: GOM_NL__2P/NL_SUMMARY_QUALITY/obs_ill_cond=0
- Products without fatal errors: GOM_NL__2P/MPH/PRODUCT_ERR=0
- Valid point profile: GOM_NL__2P/NL_LOCAL_SPECIES_DENSITY/pcd(0)=0

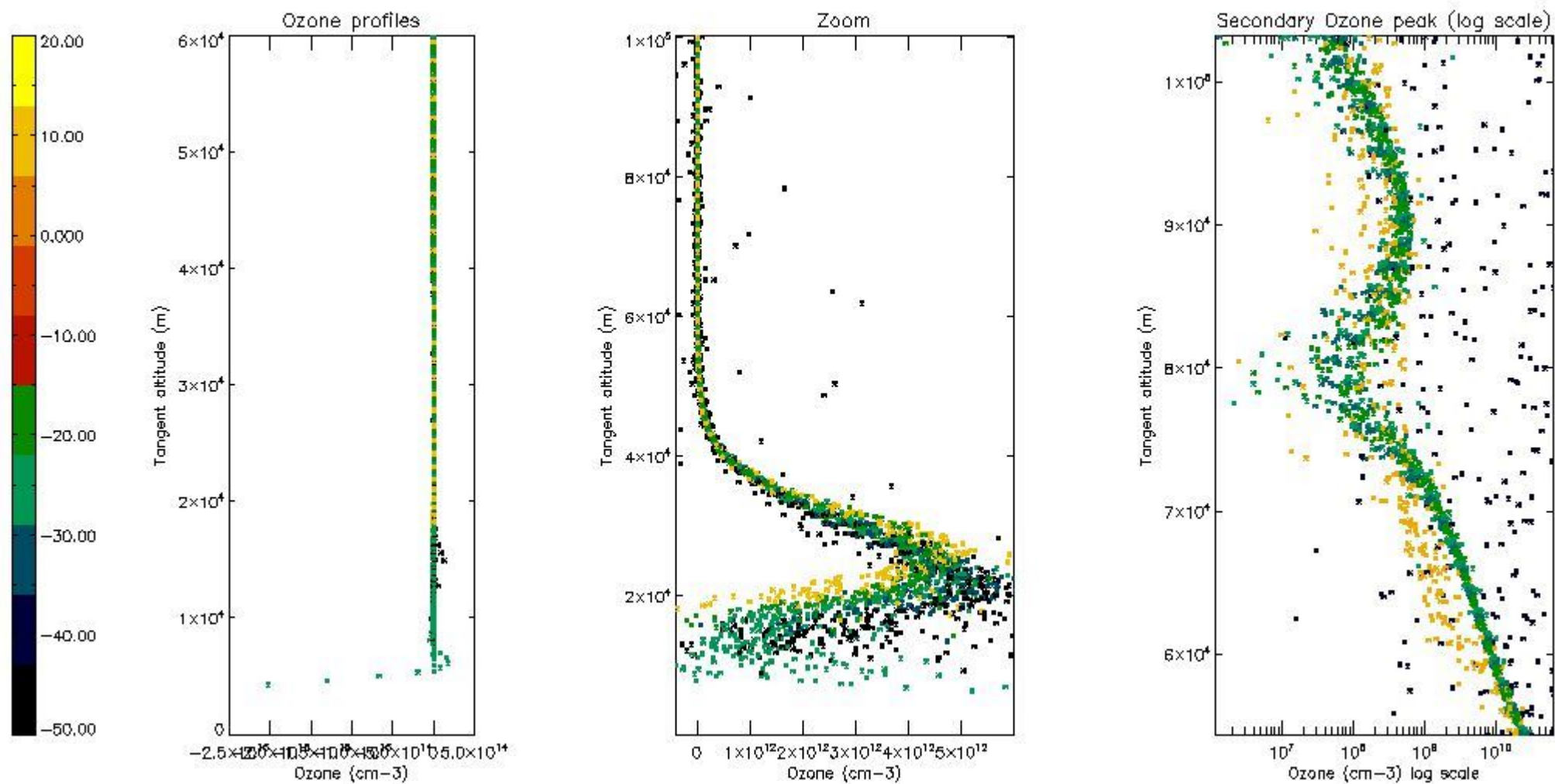
So, the table below shows the percentage of dark limb and valid observations for each criteria with respect to the overall valid daily observations.

Criteria	% of total production
All STD	28
STD < 20	14

STD < 10	11
STD < 5	5

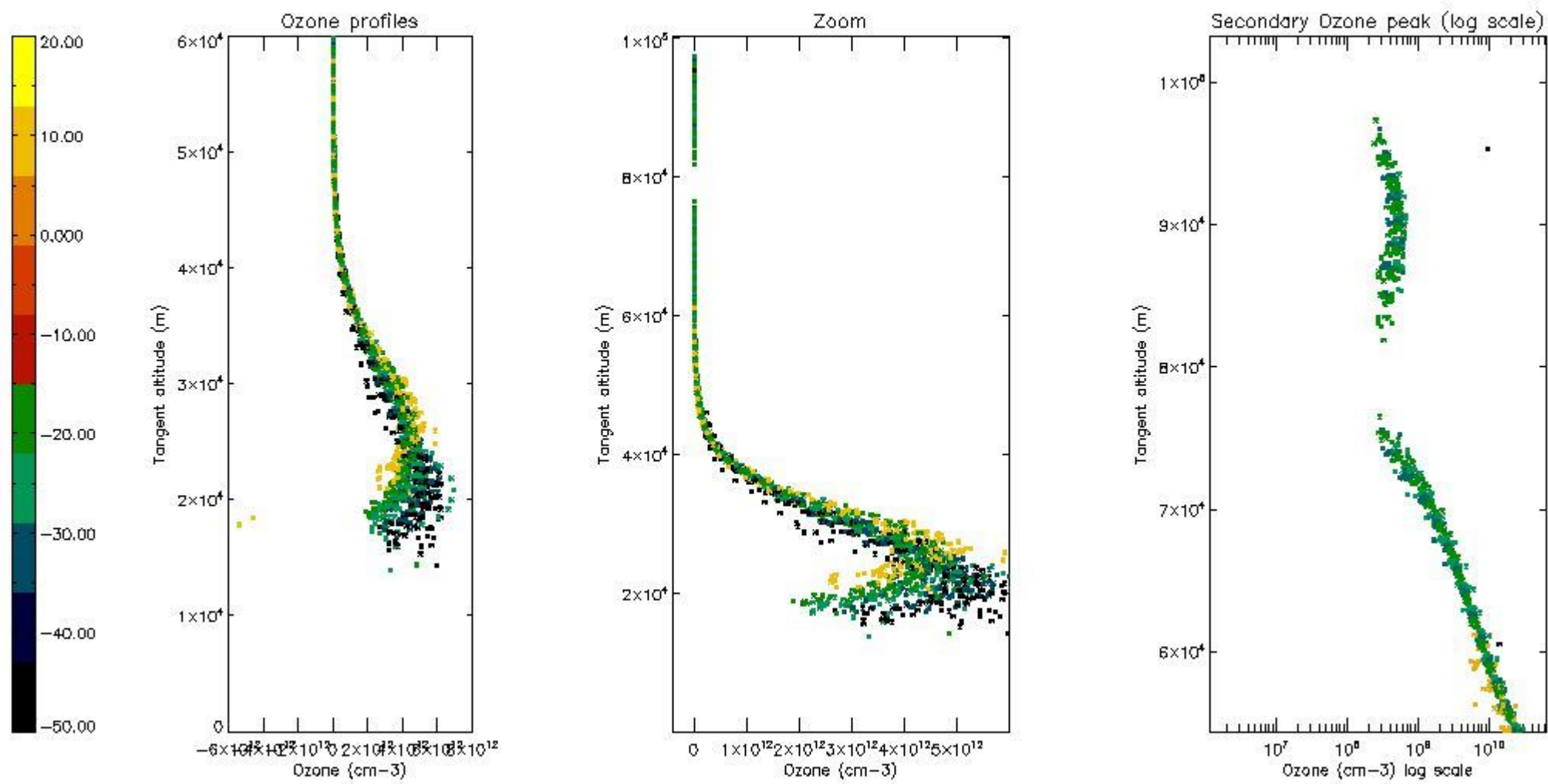
5.2 Plot ozone profiles for all STD (dark without errors)

The colorbar represents the latitude.



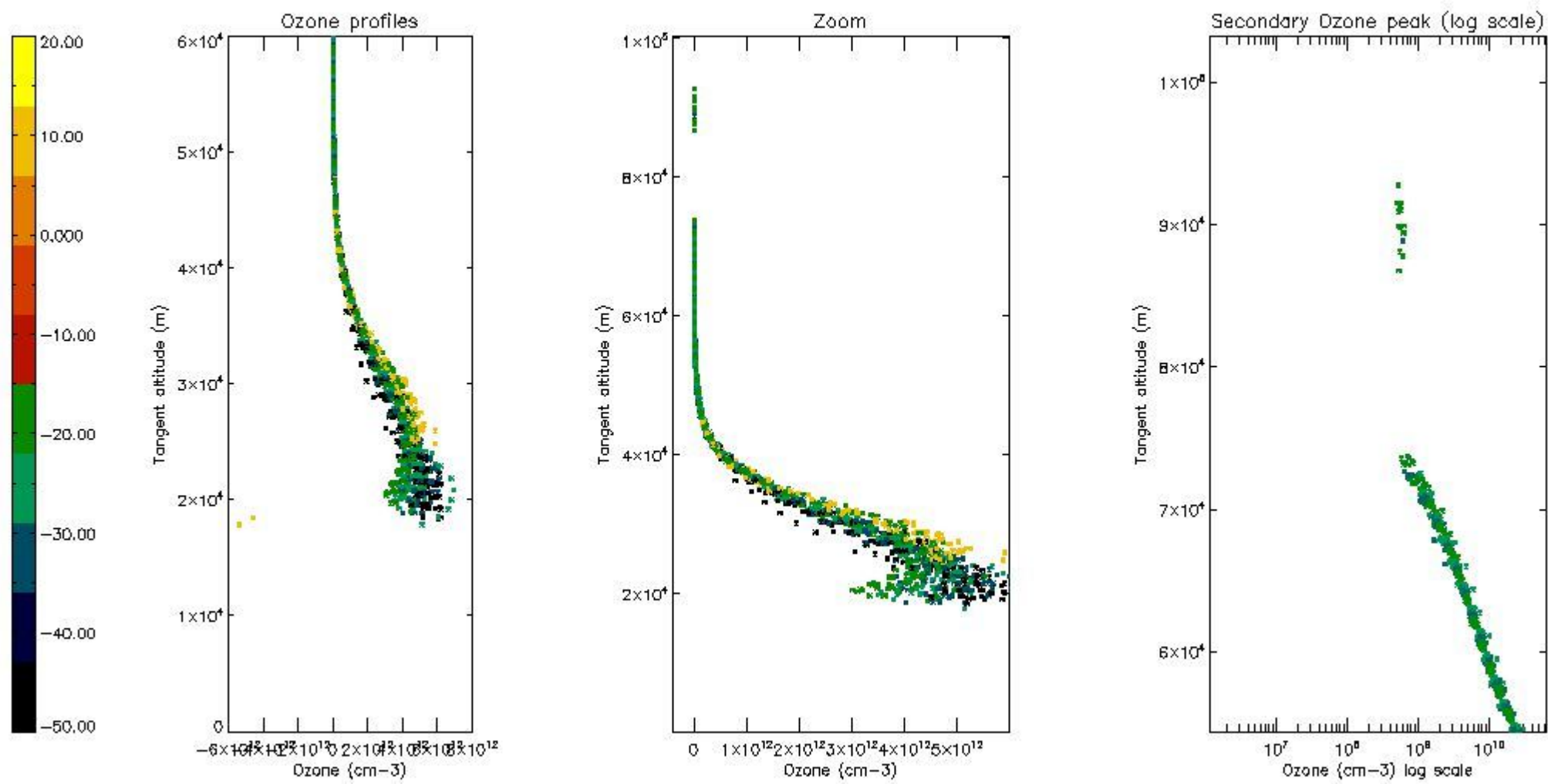
5.3 Plot ozone profiles where STD < 20% (dark without errors)

The colorbar represents the latitude.



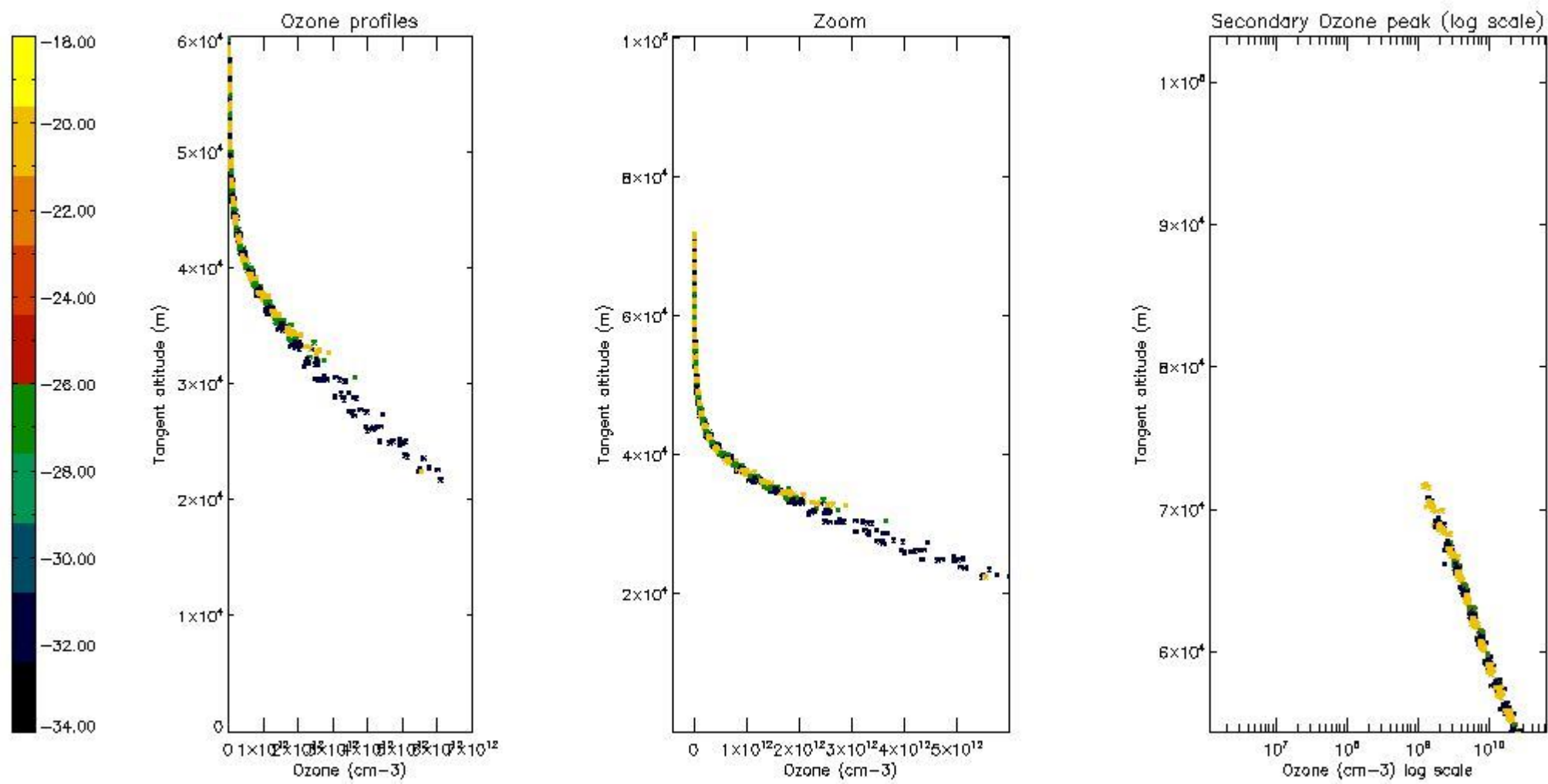
5.4 Plot ozone profiles where STD < 10% (dark without errors)

The colorbar represents the latitude.



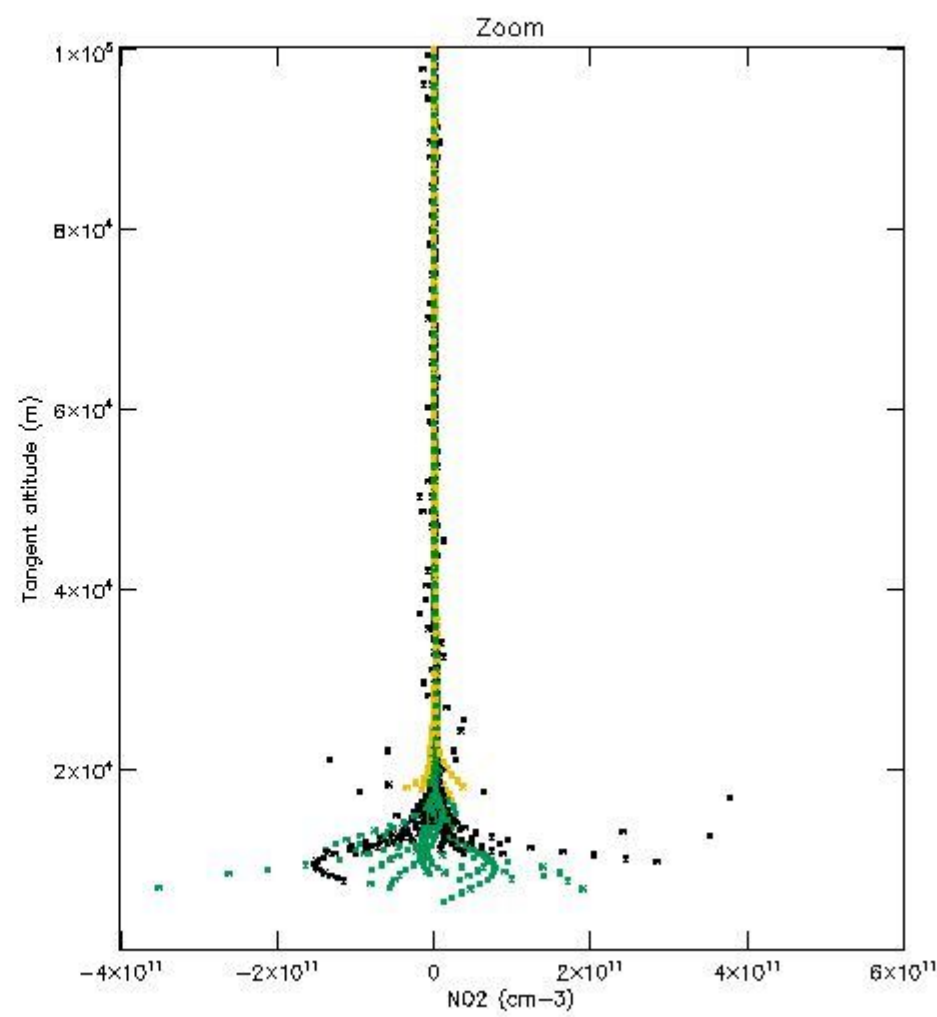
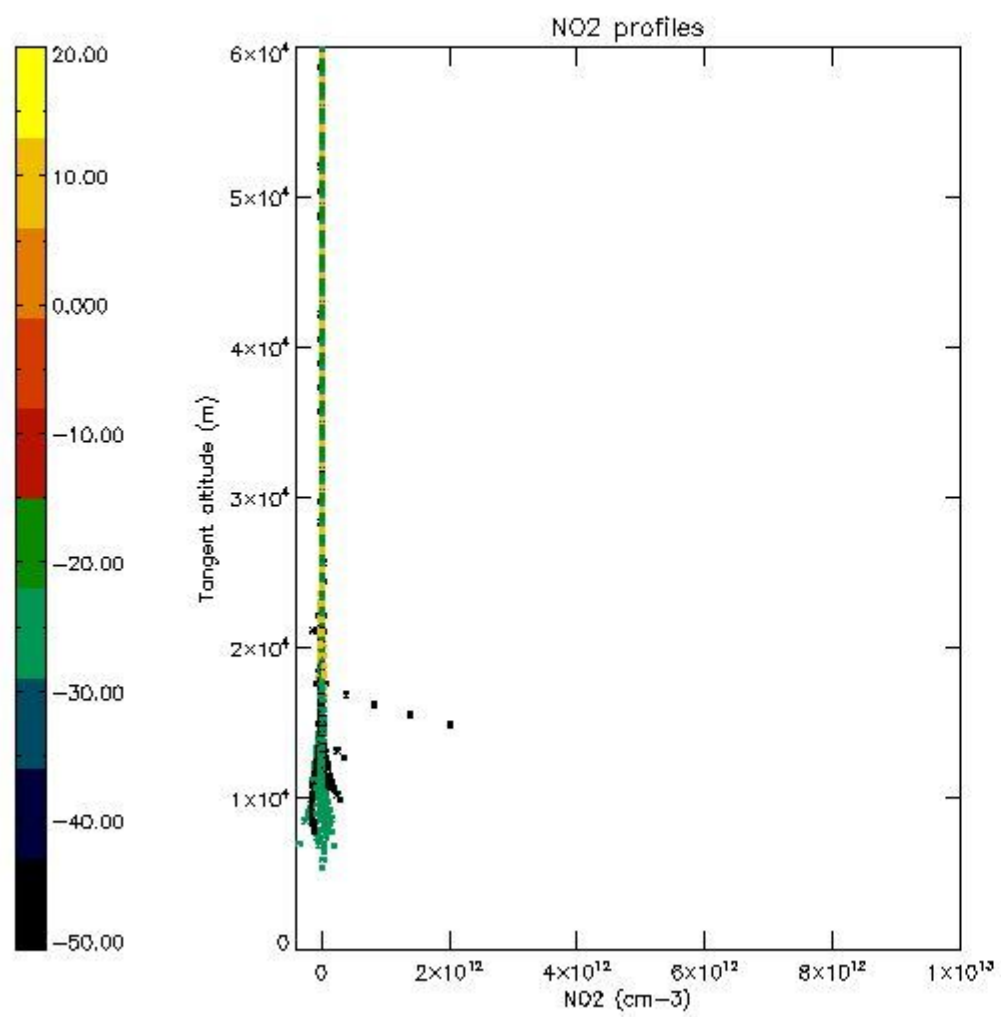
5.5 Plot ozone profiles where STD < 5% (dark without errors)

The colorbar represents the latitude.



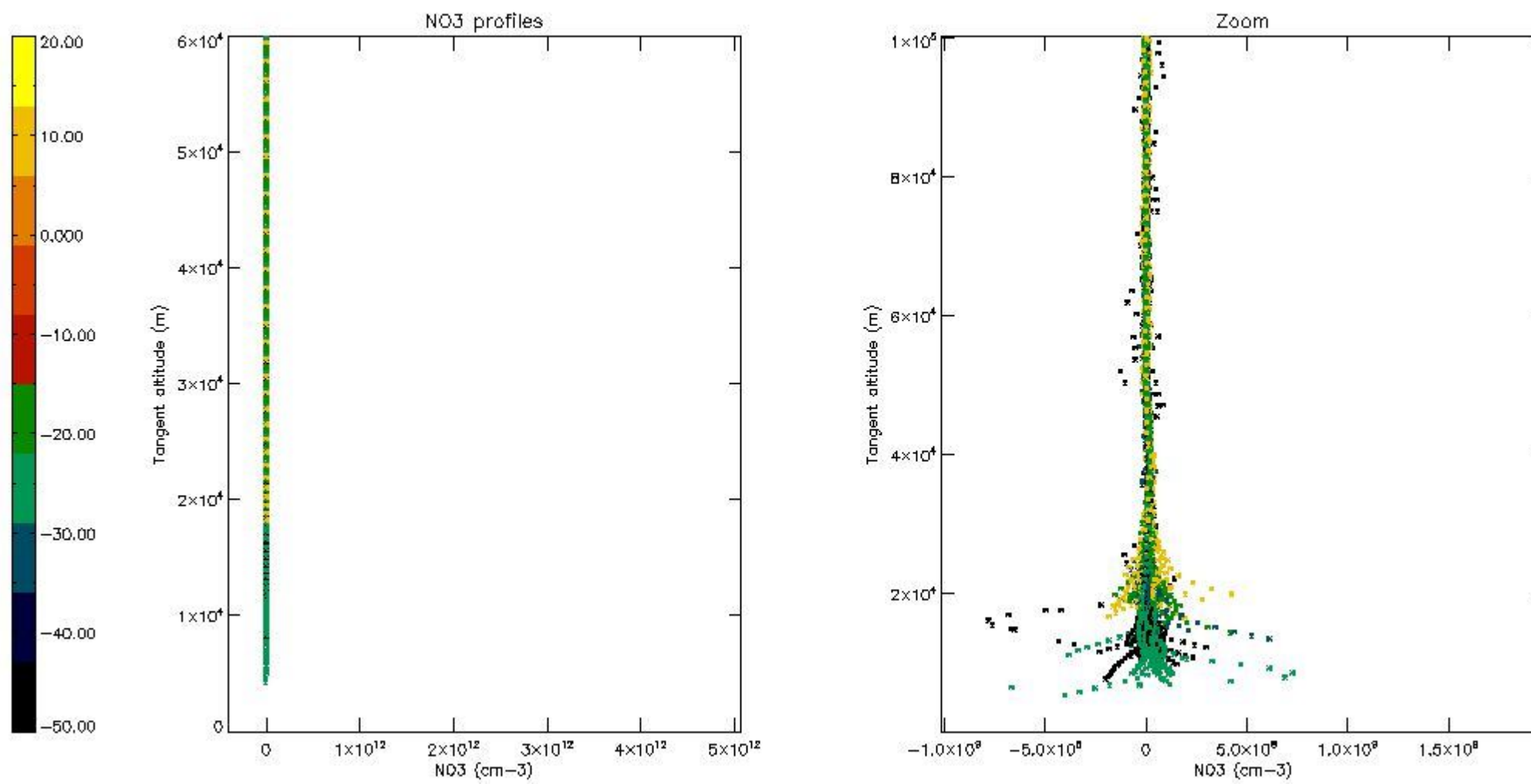
5.6 Plot NO₂ profiles for all STD (dark without errors)

The colorbar represents the latitude.



5.7 Plot NO3 profiles for all STD (dark without errors)

The colorbar represents the latitude.



6. Auxiliary Data Files used for the production reported in section 2

The number reported in the third column indicates since which file (see list in section 2) the corresponding auxiliary file has been used. The fourth column is the date of those product files.

Type	Auxiliary Filename	Used since product	Used since product date
INST_PHYS_CHARACTERISTICS	GOM_INS_AXVIEC20091111_143220_20030716_120000_20500101_000000	1	21-SEP-2005 00:07:10
LEVEL-2_PROC_CONFIG	GOM_PR2_AXVIEC20091111_152718_20020301_000000_20500101_000000	1	21-SEP-2005 00:07:10
CROSS_SECTIONS_FILE	GOM_CRS_AXVIEC20091111_154832_20020301_000000_20500101_000000	1	21-SEP-2005 00:07:10

GOMOS Level 2 Daily Report

SUMMARY

[1. General Info](#)

[2. Summary of processed GOM_NL_2P products](#)

[3. Level 2 Quality information per product](#)

[3.1 Plot of level 2 quality information per product \(time dependant\)](#)

[3.2 Plot of level 2 quality information per product \(world map\)](#)

[4. Level 1 Quality information per product \(stored on level 2 products\)](#)

[4.1 Plot of level 1 quality information per product \(time dependant\)](#)

[4.1.1 Plot of level 1 quality information per product \(time dependant\): ASCENDING](#)

[4.1.2 Plot of level 1 quality information per product \(time dependant\): DESCENDING](#)

[4.2 Plot of level 1 quality information per product \(world map\)](#)

[4.2.1 Plot of level 1 quality information per product \(world map\): ASCENDING](#)

[4.2.2 Plot of level 1 quality information per product \(world map\): DESCENDING](#)

[5. Ozone profiles based on quality statistics and other trace gas profiles](#)

[5.1 Ozone statistics based on quality of products](#)

[5.2 Plot ozone profiles for all STD \(dark without errors\)](#)

[5.3 Plot ozone profiles where STD < 20% \(dark without errors\)](#)

[5.4. Plot ozone profiles where STD < 10% \(dark without errors\)](#)

[5.5. Plot ozone profiles where STD < 5% \(dark without errors\)](#)

[5.6 Plot NO2 profiles for all STD \(dark without errors\)](#)

[5.7 Plot NO3 profiles for all STD \(dark without errors\)](#)

[5.8 Plot H2O profiles \(only for occultations of stars 1,2,3,4,13,14,16,26,63 dark without errors\) for all STD](#)

[6. Auxiliary Data Files used for the production reported in section 2](#)

This report presents the daily analysis on parameters extracted from GOMOS level 2 data (GOM_NL__2P). It is intended to monitor some important parameters that will impact the quality of these products. A list of level 2 products (and content) that have arrived during the reporting day to the PCF is also given.

Item	Value
Time of report generation	18APR2013 11:06:02
Data source version	GOMOS/6.01
Start time of products	21-09-2005 (21SEP2005 00:00:00)
Stop time of products	22-09-2005 (22SEP2005 00:00:00)
Store outputs in DB	Yes
Nb of level 2 prods	270
Nb of prods with errors	0

2. Summary of processed GOM_NL__2P products.

Nr	Filename	UTC Start time	Limb	Duration	Star Id	Star Name	Star Mag	Star Temp	Nb Meas	Orbit	Prod. error
1	GOM_NL__2PRFIN20050921_000710_000000352041_00016_18607_6939.N1	21-SEP-2005 00:07:10	Bright	35.000	60	7Bet UMi	2.0810	3950.0	70	18607	No
2	GOM_NL__2PRFIN20050921_001325_000000352041_00016_18607_6940.N1	21-SEP-2005 00:13:25	Bright	35.000	36	50Alp UMa	1.8000	6300.0	70	18607	No
3	GOM_NL__2PRFIN20050921_001453_000000362041_00016_18607_6941.N1	21-SEP-2005 00:14:53	Bright	36.000	82	48Bet UMa	2.3650	10600.	72	18607	No
4	GOM_NL__2PRFIN20050921_001800_000000452041_00016_18607_6942.N1	21-SEP-2005 00:18:00	Bright	44.500	174	52Psi UMa	3.0040	4400.0	89	18607	No
5	GOM_NL__2PRFIN20050921_004338_000000422041_00016_18607_6943.N1	21-SEP-2005 00:43:38	Dark	41.500	65	Lam Vel	2.2040	4400.0	83	18607	No
6	GOM_NL__2PRFIN20050921_004656_000000412041_00016_18607_6944.N1	21-SEP-2005 00:46:56	Dark	41.000	46	Del Vel	1.9540	10600.	82	18607	No
7	GOM_NL__2PRFIN20050921_004829_000000442041_00016_18607_6945.N1	21-SEP-2005 00:48:29	Dark	43.500	41	Eps Car	1.8600	4100.0	87	18607	No
8	GOM_NL__2PRFIN20050921_005038_000000382041_00017_18608_6927.N1	21-SEP-2005 00:50:38	Dark	37.500	29	Bet Car	1.6720	10200.	75	18608	No
9	GOM_NL__2PRFIN20050921_005859_000000372041_00017_18608_6928.N1	21-SEP-2005 00:58:59	Dark	36.500	135	Bet Hyi	2.8200	5800.0	73	18608	No
10	GOM_NL__2PRFIN20050921_010429_000000402041_00017_18608_6929.N1	21-SEP-2005 01:04:29	Straylight	39.500	148	Alp Tuc	2.8780	4100.0	79	18608	No
11	GOM_NL__2PRFIN20050921_010814_000000382041_00017_18608_6930.N1	21-SEP-2005 01:08:14	Straylight	38.000	31	Alp Gru	1.7340	15200.	76	18608	No
12	GOM_NL__2PRFIN20050921_011102_000000392041_00017_18608_6931.N1	21-SEP-2005 01:11:02	Straylight	38.500	172	Gam Gru	3.0030	13100.	77	18608	No
13	GOM_NL__2PRFIN20050921_011231_000000422041_00017_18608_6932.N1	21-SEP-2005 01:12:31	Straylight	41.500	18	24Alp PsA	1.1660	9700.0	83	18608	No
14	GOM_NL__2PRFIN20050921_011701_000000382041_00017_18608_6933.N1	21-SEP-2005 01:17:01	Twilight_and_stray	38.000	142	49Del Cap	2.8500	8900.0	76	18608	No
15	GOM_NL__2PRFIN20050921_012111_000000382041_00017_18608_6934.N1	21-SEP-2005 01:21:11	Bright	37.500	162	34Alp Aqr	2.9440	5350.0	75	18608	No
16	GOM_NL__2PRFIN20050921_012413_000000382041_00017_18608_6935.N1	21-SEP-2005 01:24:13	Bright	38.000	61	8Eps Peg	2.1000	3900.0	76	18608	No
17	GOM_NL__2PRFIN20050921_013144_000000402041_00017_18608_6936.N1	21-SEP-2005 01:31:44	Bright	39.500	92	53Eps Cyg	2.5000	4500.0	79	18608	No
18	GOM_NL__2PRFIN20050921_013446_000000382041_00017_18608_6937.N1	21-SEP-2005 01:34:46	Bright	37.500	19	50Alp Cyg	1.2460	10500.	75	18608	No
19	GOM_NL__2PRFIN20050921_013854_000000362041_00017_18608_6938.N1	21-SEP-2005 01:38:54	Bright	35.500	89	5Alp Cep	2.4510	8000.0	71	18608	No
20	GOM_NL__2PRFIN20050921_014746_000000362041_00017_18608_6939.N1	21-SEP-2005 01:47:46	Bright	36.000	60	7Bet UMi	2.0810	3950.0	72	18608	No
21	GOM_NL__2PRFIN20050921_015401_000000352041_00017_18608_6940.N1	21-SEP-2005 01:54:01	Bright	35.000	36	50Alp UMa	1.8000	6300.0	70	18608	No
22	GOM_NL__2PRFIN20050921_015529_000000342041_00017_18608_6941.N1	21-SEP-2005 01:55:29	Bright	34.000	82	48Bet UMa	2.3650	10600.	68	18608	No
23	GOM_NL__2PRFIN20050921_015836_000000522041_00017_18608_6942.N1	21-SEP-2005 01:58:36	Bright	51.500	174	52Psi UMa	3.0040	4400.0	103	18608	No
24	GOM_NL__2PRFIN20050921_022414_000000422041_00017_18608_6943.N1	21-SEP-2005 02:24:14	Dark	41.500	65	Lam Vel	2.2040	4400.0	83	18608	No
25	GOM_NL__2PRFIN20050921_022732_000000372041_00017_18608_6944.N1	21-SEP-2005 02:27:32	Dark	37.000	46	Del Vel	1.9540	10600.	74	18608	No
26	GOM_NL__2PRFIN20050921_022906_000000472041_00017_18608_6945.N1	21-SEP-2005 02:29:06	Dark	46.500	41	Eps Car	1.8600	4100.0	93	18608	No
27	GOM_NL__2PRFIN20050921_023114_000000372041_00018_18609_6937.N1	21-SEP-2005 02:31:14	Dark	37.000	29	Bet Car	1.6720	10200.	74	18609	No
28	GOM_NL__2PRFIN20050921_023936_000000382041_00018_18609_6938.N1	21-SEP-2005 02:39:36	Dark	37.500	135	Bet Hyi	2.8200	5800.0	75	18609	No
29	GOM_NL__2PRFIN20050921_024505_000000382041_00018_18609_6939.N1	21-SEP-2005 02:45:05	Straylight	38.000	148	Alp Tuc	2.8780	4100.0	76	18609	No
30	GOM_NL__2PRFIN20050921_024850_000000382041_00018_18609_6940.N1	21-SEP-2005 02:48:50	Straylight	37.500	31	Alp Gru	1.7340	15200.	75	18609	No
31	GOM_NL__2PRFIN20050921_025138_000000372041_00018_18609_6941.N1	21-SEP-2005 02:51:38	Straylight	36.500	172	Gam Gru	3.0030	13100.	73	18609	No
32	GOM_NL__2PRFIN20050921_025307_000000442041_00018_18609_6942.N1	21-SEP-2005 02:53:07	Straylight	43.500	18	24Alp PsA	1.1660	9700.0	87	18609	No
33	GOM_NL__2PRFIN20050921_025737_000000412041_00018_18609_6943.N1	21-SEP-2005 02:57:37	Twilight_and_stray	40.500	142	49Del Cap	2.8500	8900.0	81	18609	No
34	GOM_NL__2PRFIN20050921_030147_000000372041_00018_18609_6944.N1	21-SEP-2005 03:01:47	Bright	37.000	162	34Alp Aqr	2.9440	5350.0	74	18609	No
35	GOM_NL__2PRFIN20050921_030450_000000382041_00018_18609_6945.N1	21-SEP-2005 03:04:50	Bright	37.500	61	8Eps Peg	2.1000	3900.0	75	18609	No
36	GOM_NL__2PRFIN20050921_031220_000000372041_00018_18609_6946.N1	21-SEP-2005 03:12:20	Bright	37.000	92	53Eps Cyg	2.5000	4500.0	74	18609	No
37	GOM_NL__2PRFIN20050921_031523_000000372041_00018_18609_6947.N1	21-SEP-2005 03:15:23	Bright	36.500	19	50Alp Cyg	1.2460	10500.	73	18609	No
38	GOM_NL__2PRFIN20050921_031930_000000342041_00018_18609_6948.N1	21-SEP-2005 03:19:30	Bright	33.500	89	5Alp Cep	2.4510	8000.0	67	18609	No
39	GOM_NL__2PRFIN20050921_032822_000000332041_00018_18609_6949.N1	21-SEP-2005 03:28:22	Bright	33.000	60	7Bet UMi	2.0810	3950.0	66	18609	No
40	GOM_NL__2PRFIN20050921_033437_000000372041_00018_18609_6950.N1	21-SEP-2005 03:34:37	Bright	36.500	36	50Alp UMa	1.8000	6300.0	73	18609	No
41	GOM_NL__2PRFIN20050921_033605_000000352041_00018_18609_6951.N1	21-SEP-2005 03:36:05	Bright	34.500	82	48Bet UMa	2.3650	10600.	69	18609	No
42	GOM_NL__2PRFIN20050921_033912_000000352041_00018_18609_6952.N1	21-SEP-2005 03:39:12	Bright	34.500	174	52Psi UMa	3.0040	4400.0	69	18609	No

43	GOM_NL__2PRFIN20050921_040450_000000412041_00018_18609_6953.N1	21-SEP-2005 04:04:50	Dark	40.500	65	Lam Vel	2.2040	4400.0	81	18609	No
44	GOM_NL__2PRFIN20050921_040808_000000422041_00018_18609_6954.N1	21-SEP-2005 04:08:08	Dark	41.500	46	Del Vel	1.9540	10600.	83	18609	No
45	GOM_NL__2PRFIN20050921_040942_000000462041_00018_18609_6955.N1	21-SEP-2005 04:09:42	Dark	46.000	41	Eps Car	1.8600	4100.0	92	18609	No
46	GOM_NL__2PRFIN20050921_041150_000000402041_00019_18610_6937.N1	21-SEP-2005 04:11:50	Dark	39.500	29	Bet Car	1.6720	10200.	79	18610	No
47	GOM_NL__2PRFIN20050921_042012_000000362041_00019_18610_6938.N1	21-SEP-2005 04:20:12	Dark	36.000	135	Bet Hyi	2.8200	5800.0	72	18610	No
48	GOM_NL__2PRFIN20050921_042541_000000392041_00019_18610_6939.N1	21-SEP-2005 04:25:41	Straylight	38.500	148	Alp Tuc	2.8780	4100.0	77	18610	No
49	GOM_NL__2PRFIN20050921_042926_000000362041_00019_18610_6940.N1	21-SEP-2005 04:29:26	Straylight	36.000	31	Alp Gru	1.7340	15200.	72	18610	No
50	GOM_NL__2PRFIN20050921_043214_000000372041_00019_18610_6941.N1	21-SEP-2005 04:32:14	Straylight	37.000	172	Gam Gru	3.0030	13100.	74	18610	No
51	GOM_NL__2PRFIN20050921_043343_000000442041_00019_18610_6942.N1	21-SEP-2005 04:33:43	Straylight	43.500	18	24Alp PsA	1.1660	9700.0	87	18610	No
52	GOM_NL__2PRFIN20050921_043813_000000402041_00019_18610_6943.N1	21-SEP-2005 04:38:13	Tw_i_and_stray	39.500	142	49Del Cap	2.8500	8900.0	79	18610	No
53	GOM_NL__2PRFIN20050921_044223_000000382041_00019_18610_6944.N1	21-SEP-2005 04:42:23	Bright	37.500	162	34Alp Aqr	2.9440	5350.0	75	18610	No
54	GOM_NL__2PRFIN20050921_044526_000000382041_00019_18610_6945.N1	21-SEP-2005 04:45:26	Bright	37.500	61	8Eps Peg	2.1000	3900.0	75	18610	No
55	GOM_NL__2PRFIN20050921_045256_000000392041_00019_18610_6946.N1	21-SEP-2005 04:52:56	Bright	39.000	92	53Eps Cyg	2.5000	4500.0	78	18610	No
56	GOM_NL__2PRFIN20050921_045559_000000392041_00019_18610_6947.N1	21-SEP-2005 04:55:59	Bright	39.000	19	50Alp Cyg	1.2460	10500.	78	18610	No
57	GOM_NL__2PRFIN20050921_050006_000000352041_00019_18610_6948.N1	21-SEP-2005 05:00:06	Bright	34.500	89	5Alp Cep	2.4510	8000.0	69	18610	No
58	GOM_NL__2PRFIN20050921_050859_000000362041_00019_18610_6949.N1	21-SEP-2005 05:08:59	Bright	36.000	60	7Bet UMi	2.0810	3950.0	72	18610	No
59	GOM_NL__2PRFIN20050921_051513_000000372041_00019_18610_6950.N1	21-SEP-2005 05:15:13	Bright	37.000	36	50Alp UMa	1.8000	6300.0	74	18610	No
60	GOM_NL__2PRFIN20050921_051641_000000522041_00019_18610_6951.N1	21-SEP-2005 05:16:41	Bright	52.000	82	48Bet UMa	2.3650	10600.	104	18610	No
61	GOM_NL__2PRFIN20050921_051949_000000342041_00019_18610_6952.N1	21-SEP-2005 05:19:49	Bright	33.500	174	52Psi UMa	3.0040	4400.0	67	18610	No
62	GOM_NL__2PRFIN20050921_054526_000000442041_00019_18610_6953.N1	21-SEP-2005 05:45:26	Dark	44.000	65	Lam Vel	2.2040	4400.0	88	18610	No
63	GOM_NL__2PRFIN20050921_054844_000000402041_00019_18610_6954.N1	21-SEP-2005 05:48:44	Dark	39.500	46	Del Vel	1.9540	10600.	79	18610	No
64	GOM_NL__2PRFIN20050921_055018_000000502041_00019_18610_6955.N1	21-SEP-2005 05:50:18	Dark	49.500	41	Eps Car	1.8600	4100.0	99	18610	No
65	GOM_NL__2PRFIN20050921_055226_000000392041_00020_18611_6937.N1	21-SEP-2005 05:52:26	Dark	39.000	29	Bet Car	1.6720	10200.	78	18611	No
66	GOM_NL__2PRFIN20050921_060048_000000382041_00020_18611_6938.N1	21-SEP-2005 06:00:48	Dark	38.000	135	Bet Hyi	2.8200	5800.0	76	18611	No
67	GOM_NL__2PRFIN20050921_060617_000000442041_00020_18611_6939.N1	21-SEP-2005 06:06:17	Straylight	43.500	148	Alp Tuc	2.8780	4100.0	87	18611	No
68	GOM_NL__2PRFIN20050921_061003_000000412041_00020_18611_6940.N1	21-SEP-2005 06:10:03	Straylight	41.000	31	Alp Gru	1.7340	15200.	82	18611	No
69	GOM_NL__2PRFIN20050921_061250_000000372041_00020_18611_6941.N1	21-SEP-2005 06:12:50	Straylight	37.000	172	Gam Gru	3.0030	13100.	74	18611	No
70	GOM_NL__2PRFIN20050921_061419_000000442041_00020_18611_6942.N1	21-SEP-2005 06:14:19	Straylight	44.000	18	24Alp PsA	1.1660	9700.0	88	18611	No
71	GOM_NL__2PRFIN20050921_061849_000000392041_00020_18611_6943.N1	21-SEP-2005 06:18:49	Tw_i_and_stray	39.000	142	49Del Cap	2.8500	8900.0	78	18611	No
72	GOM_NL__2PRFIN20050921_062259_000000372041_00020_18611_6944.N1	21-SEP-2005 06:22:59	Bright	37.000	162	34Alp Aqr	2.9440	5350.0	74	18611	No
73	GOM_NL__2PRFIN20050921_062602_000000382041_00020_18611_6945.N1	21-SEP-2005 06:26:02	Bright	37.500	61	8Eps Peg	2.1000	3900.0	75	18611	No
74	GOM_NL__2PRFIN20050921_063333_000000402041_00020_18611_6946.N1	21-SEP-2005 06:33:33	Bright	39.500	92	53Eps Cyg	2.5000	4500.0	79	18611	No
75	GOM_NL__2PRFIN20050921_063635_000000372041_00020_18611_6947.N1	21-SEP-2005 06:36:35	Bright	37.000	19	50Alp Cyg	1.2460	10500.	74	18611	No
76	GOM_NL__2PRFIN20050921_064042_000000362041_00020_18611_6948.N1	21-SEP-2005 06:40:42	Bright	35.500	89	5Alp Cep	2.4510	8000.0	71	18611	No
77	GOM_NL__2PRFIN20050921_064935_000000362041_00020_18611_6949.N1	21-SEP-2005 06:49:35	Bright	35.500	60	7Bet UMi	2.0810	3950.0	71	18611	No
78	GOM_NL__2PRFIN20050921_065549_000000362041_00020_18611_6950.N1	21-SEP-2005 06:55:49	Bright	36.000	36	50Alp UMa	1.8000	6300.0	72	18611	No
79	GOM_NL__2PRFIN20050921_065717_000000522041_00020_18611_6951.N1	21-SEP-2005 06:57:17	Bright	52.000	82	48Bet UMa	2.3650	10600.	104	18611	No
80	GOM_NL__2PRFIN20050921_070025_000000332041_00020_18611_6952.N1	21-SEP-2005 07:00:25	Bright	33.000	174	52Psi UMa	3.0040	4400.0	66	18611	No
81	GOM_NL__2PRFIN20050921_072602_000000412041_00020_18611_6953.N1	21-SEP-2005 07:26:02	Dark	41.000	65	Lam Vel	2.2040	4400.0	82	18611	No
82	GOM_NL__2PRFIN20050921_072921_000000382041_00020_18611_6954.N1	21-SEP-2005 07:29:21	Dark	38.000	46	Del Vel	1.9540	10600.	76	18611	No
83	GOM_NL__2PRFIN20050921_073054_000000462041_00020_18611_6955.N1	21-SEP-2005 07:30:54	Dark	46.000	41	Eps Car	1.8600	4100.0	92	18611	No
84	GOM_NL__2PRFIN20050921_073302_000000372041_00021_18612_6950.N1	21-SEP-2005 07:33:02	Dark	37.000	29	Bet Car	1.6720	10200.	74	18612	No
85	GOM_NL__2PRFIN20050921_074124_000000382041_00021_18612_6951.N1	21-SEP-2005 07:41:24	Dark	37.500	135	Bet Hyi	2.8200	5800.0	75	18612	No
86	GOM_NL__2PRFIN20050921_074653_000000432041_00021_18612_6952.N1	21-SEP-2005 07:46:53	Straylight	42.500	148	Alp Tuc	2.8780	4100.0	85	18612	No
87	GOM_NL__2PRFIN20050921_075039_000000412041_00021_18612_6953.N1	21-SEP-2005 07:50:39	Straylight	40.500	31	Alp Gru	1.7340	15200.	81	18612	No
88	GOM_NL__2PRFIN20050921_075326_000000372041_00021_18612_6954.N1	21-SEP-2005 07:53:26	Straylight	37.000	172	Gam Gru	3.0030	13100.	74	18612	No
89	GOM_NL__2PRFIN20050921_075456_000000432041_00021_18612_6955.N1	21-SEP-2005 07:54:56	Straylight	43.000	18	24Alp PsA	1.1660	9700.0	86	18612	No
90	GOM_NL__2PRFIN20050921_075925_000000402041_00021_18612_6956.N1	21-SEP-2005 07:59:25	Tw_i_and_stray	39.500	142	49Del Cap	2.8500	8900.0	79	18612	No
91	GOM_NL__2PRFIN20050921_080336_000000372041_00021_18612_6957.N1	21-SEP-2005 08:03:36	Bright	36.500	162	34Alp Aqr	2.9440	5350.0	73	18612	No
92	GOM_NL__2PRFIN20050921_080638_000000372041_00021_18612_6958.N1	21-SEP-2005 08:06:38	Bright	36.500	61	8Eps Peg	2.1000	3900.0	73	18612	No
93	GOM_NL__2PRFIN20050921_081409_000000372041_00021_18612_6959.N1	21-SEP-2005 08:14:09	Bright	36.500	92	53Eps Cyg	2.5000	4500.0	73	18612	No
94	GOM_NL__2PRFIN20050921_081711_000000372041_00021_18612_6960.N1	21-SEP-2005 08:17:11	Bright	37.000	19	50Alp Cyg	1.2460	10500.	74	18612	No
95	GOM_NL__2PRFIN20050921_082118_000000362041_00021_18612_6961.N1	21-SEP-2005 08:21:18	Bright	35.500	89	5Alp Cep	2.4510	8000.0	71	18612	No
96	GOM_NL__2PRFIN20050921_083011_000000352041_00021_18612_6962.N1	21-SEP-2005 08:30:11	Bright	35.000	60	7Bet UMi	2.0810	3950.0	70	18612	No
97	GOM_NL__2PRFIN20050921_083625_000000342041_00021_18612_6963.N1	21-SEP-2005 08:36:25	Bright	34.000	36	50Alp UMa	1.8000	6300.0	68	18612	No
98	GOM_NL__2PRFIN20050921_083753_000000362041_00021_18612_6964.N1	21-SEP-2005 08:37:53	Bright	36.000	82	48Bet UMa	2.3650	10600.	72	18612	No
99	GOM_NL__2PRFIN20050921_084101_000000342041_00021_18612_6965.N1	21-SEP-2005 08:41:01	Bright	33.500	174	52Psi UMa	3.0040	4400.0	67	18612	No
100	GOM_NL__2PRFIN20050921_090638_000000452041_00021_18612_6966.N1	21-SEP-2005 09:06:38	Dark	44.500	65	Lam Vel	2.2040	4400.0	89	18612	No
101	GOM_NL__2PRFIN20050921_090957_000000372041_00021_18612_6967.N1	21-SEP-2005 09:09:57	Dark	37.000	46	Del Vel	1.9540	10600.	74	18612	No

102	GOM_NL__2PRFIN20050921_091130_000000382041_00021_18612_6968.N1	21-SEP-2005 09:11:30	Dark	38.000	41	Eps Car	1.8600	4100.0	76	18612	No
103	GOM_NL__2PRFIN20050921_091338_000000362041_00022_18613_6950.N1	21-SEP-2005 09:13:38	Dark	36.000	29	Bet Car	1.6720	10200.	72	18613	No
104	GOM_NL__2PRFIN20050921_092200_000000372041_00022_18613_6951.N1	21-SEP-2005 09:22:00	Dark	36.500	135	Bet Hyi	2.8200	5800.0	73	18613	No
105	GOM_NL__2PRFIN20050921_092729_000000412041_00022_18613_6952.N1	21-SEP-2005 09:27:29	Straylight	41.000	148	Alp Tuc	2.8780	4100.0	82	18613	No
106	GOM_NL__2PRFIN20050921_093115_000000382041_00022_18613_6953.N1	21-SEP-2005 09:31:15	Straylight	37.500	31	Alp Gru	1.7340	15200.	75	18613	No
107	GOM_NL__2PRFIN20050921_093402_000000372041_00022_18613_6954.N1	21-SEP-2005 09:34:02	Straylight	36.500	172	Gam Gru	3.0030	13100.	73	18613	No
108	GOM_NL__2PRFIN20050921_093532_000000472041_00022_18613_6955.N1	21-SEP-2005 09:35:32	Straylight	46.500	18	24Alp PsA	1.1660	9700.0	93	18613	No
109	GOM_NL__2PRFIN20050921_094001_000000382041_00022_18613_6956.N1	21-SEP-2005 09:40:01	Tw_i_and_stray	38.000	142	49Del Cap	2.8500	8900.0	76	18613	No
110	GOM_NL__2PRFIN20050921_094412_000000372041_00022_18613_6957.N1	21-SEP-2005 09:44:12	Bright	37.000	162	34Alp Aqr	2.9440	5350.0	74	18613	No
111	GOM_NL__2PRFIN20050921_094714_000000382041_00022_18613_6958.N1	21-SEP-2005 09:47:14	Bright	37.500	61	8Eps Peg	2.1000	3900.0	75	18613	No
112	GOM_NL__2PRFIN20050921_095445_000000372041_00022_18613_6959.N1	21-SEP-2005 09:54:45	Bright	36.500	92	53Eps Cyg	2.5000	4500.0	73	18613	No
113	GOM_NL__2PRFIN20050921_095747_000000372041_00022_18613_6960.N1	21-SEP-2005 09:57:47	Bright	37.000	19	50Alp Cyg	1.2460	10500.	74	18613	No
114	GOM_NL__2PRFIN20050921_100154_000000362041_00022_18613_6961.N1	21-SEP-2005 10:01:54	Bright	36.000	89	5Alp Cep	2.4510	8000.0	72	18613	No
115	GOM_NL__2PRFIN20050921_101047_000000372041_00022_18613_6962.N1	21-SEP-2005 10:10:47	Bright	36.500	60	7Bet UMi	2.0810	3950.0	73	18613	No
116	GOM_NL__2PRFIN20050921_101702_000000372041_00022_18613_6963.N1	21-SEP-2005 10:17:02	Bright	37.000	36	50Alp UMa	1.8000	6300.0	74	18613	No
117	GOM_NL__2PRFIN20050921_101829_000000342041_00022_18613_6964.N1	21-SEP-2005 10:18:29	Bright	34.000	82	48Bet UMa	2.3650	10600.	68	18613	No
118	GOM_NL__2PRFIN20050921_102137_000000452041_00022_18613_6965.N1	21-SEP-2005 10:21:37	Bright	45.000	174	52Psi UMa	3.0040	4400.0	90	18613	No
119	GOM_NL__2PRFIN20050921_104715_000000442041_00022_18613_6966.N1	21-SEP-2005 10:47:15	Dark	43.500	65	Lam Vel	2.2040	4400.0	87	18613	No
120	GOM_NL__2PRFIN20050921_105033_000000382041_00022_18613_6967.N1	21-SEP-2005 10:50:33	Dark	37.500	46	Del Vel	1.9540	10600.	75	18613	No
121	GOM_NL__2PRFIN20050921_105207_000000442041_00022_18613_6968.N1	21-SEP-2005 10:52:07	Dark	43.500	41	Eps Car	1.8600	4100.0	87	18613	No
122	GOM_NL__2PRFIN20050921_105414_000000412041_00023_18614_6950.N1	21-SEP-2005 10:54:14	Dark	40.500	29	Bet Car	1.6720	10200.	81	18614	No
123	GOM_NL__2PRFIN20050921_110236_000000392041_00023_18614_6951.N1	21-SEP-2005 11:02:36	Dark	39.000	135	Bet Hyi	2.8200	5800.0	78	18614	No
124	GOM_NL__2PRFIN20050921_110805_000000372041_00023_18614_6952.N1	21-SEP-2005 11:08:05	Straylight	37.000	148	Alp Tuc	2.8780	4100.0	74	18614	No
125	GOM_NL__2PRFIN20050921_111151_000000372041_00023_18614_6953.N1	21-SEP-2005 11:11:51	Straylight	37.000	31	Alp Gru	1.7340	15200.	74	18614	No
126	GOM_NL__2PRFIN20050921_111438_000000372041_00023_18614_6954.N1	21-SEP-2005 11:14:38	Straylight	37.000	172	Gam Gru	3.0030	13100.	74	18614	No
127	GOM_NL__2PRFIN20050921_111608_000000442041_00023_18614_6955.N1	21-SEP-2005 11:16:08	Straylight	44.000	18	24Alp PsA	1.1660	9700.0	88	18614	No
128	GOM_NL__2PRFIN20050921_112037_000000382041_00023_18614_6956.N1	21-SEP-2005 11:20:37	Tw_i_and_stray	38.000	142	49Del Cap	2.8500	8900.0	76	18614	No
129	GOM_NL__2PRFIN20050921_112448_000000372041_00023_18614_6957.N1	21-SEP-2005 11:24:48	Bright	36.500	162	34Alp Aqr	2.9440	5350.0	73	18614	No
130	GOM_NL__2PRFIN20050921_112750_000000382041_00023_18614_6958.N1	21-SEP-2005 11:27:50	Bright	38.000	61	8Eps Peg	2.1000	3900.0	76	18614	No
131	GOM_NL__2PRFIN20050921_113521_000000382041_00023_18614_6959.N1	21-SEP-2005 11:35:21	Bright	38.000	92	53Eps Cyg	2.5000	4500.0	76	18614	No
132	GOM_NL__2PRFIN20050921_113824_000000382041_00023_18614_6960.N1	21-SEP-2005 11:38:24	Bright	37.500	19	50Alp Cyg	1.2460	10500.	75	18614	No
133	GOM_NL__2PRFIN20050921_114230_000000352041_00023_18614_6961.N1	21-SEP-2005 11:42:30	Bright	35.000	89	5Alp Cep	2.4510	8000.0	70	18614	No
134	GOM_NL__2PRFIN20050921_115123_000000362041_00023_18614_6962.N1	21-SEP-2005 11:51:23	Bright	36.000	60	7Bet UMi	2.0810	3950.0	72	18614	No
135	GOM_NL__2PRFIN20050921_115738_000000342041_00023_18614_6963.N1	21-SEP-2005 11:57:38	Bright	33.500	36	50Alp UMa	1.8000	6300.0	67	18614	No
136	GOM_NL__2PRFIN20050921_115905_000000352041_00023_18614_6964.N1	21-SEP-2005 11:59:05	Bright	35.000	82	48Bet UMa	2.3650	10600.	70	18614	No
137	GOM_NL__2PRFIN20050921_120213_000000342041_00023_18614_6965.N1	21-SEP-2005 12:02:13	Bright	34.000	174	52Psi UMa	3.0040	4400.0	68	18614	No
138	GOM_NL__2PRFIN20050921_122751_000000442041_00023_18614_6966.N1	21-SEP-2005 12:27:51	Dark	44.000	65	Lam Vel	2.2040	4400.0	88	18614	No
139	GOM_NL__2PRFIN20050921_123109_000000402041_00023_18614_6967.N1	21-SEP-2005 12:31:09	Dark	40.000	46	Del Vel	1.9540	10600.	80	18614	No
140	GOM_NL__2PRFIN20050921_123243_000000482041_00023_18614_6968.N1	21-SEP-2005 12:32:43	Dark	47.500	41	Eps Car	1.8600	4100.0	95	18614	No
141	GOM_NL__2PRFIN20050921_123450_000000412041_00024_18615_6950.N1	21-SEP-2005 12:34:50	Dark	41.000	29	Bet Car	1.6720	10200.	82	18615	No
142	GOM_NL__2PRFIN20050921_124312_000000392041_00024_18615_6951.N1	21-SEP-2005 12:43:12	Dark	39.000	135	Bet Hyi	2.8200	5800.0	78	18615	No
143	GOM_NL__2PRFIN20050921_124841_000000372041_00024_18615_6952.N1	21-SEP-2005 12:48:41	Straylight	37.000	148	Alp Tuc	2.8780	4100.0	74	18615	No
144	GOM_NL__2PRFIN20050921_125227_000000392041_00024_18615_6953.N1	21-SEP-2005 12:52:27	Straylight	39.000	31	Alp Gru	1.7340	15200.	78	18615	No
145	GOM_NL__2PRFIN20050921_125514_000000392041_00024_18615_6954.N1	21-SEP-2005 12:55:14	Straylight	38.500	172	Gam Gru	3.0030	13100.	77	18615	No
146	GOM_NL__2PRFIN20050921_125644_000000392041_00024_18615_6955.N1	21-SEP-2005 12:56:44	Straylight	38.500	18	24Alp PsA	1.1660	9700.0	77	18615	No
147	GOM_NL__2PRFIN20050921_130114_000000392041_00024_18615_6956.N1	21-SEP-2005 13:01:14	Tw_i_and_stray	39.000	142	49Del Cap	2.8500	8900.0	78	18615	No
148	GOM_NL__2PRFIN20050921_130524_000000362041_00024_18615_6957.N1	21-SEP-2005 13:05:24	Bright	36.000	162	34Alp Aqr	2.9440	5350.0	72	18615	No
149	GOM_NL__2PRFIN20050921_130826_000000372041_00024_18615_6958.N1	21-SEP-2005 13:08:26	Bright	37.000	61	8Eps Peg	2.1000	3900.0	74	18615	No
150	GOM_NL__2PRFIN20050921_131558_000000352041_00024_18615_6959.N1	21-SEP-2005 13:15:58	Bright	35.000	92	53Eps Cyg	2.5000	4500.0	70	18615	No
151	GOM_NL__2PRFIN20050921_131900_000000392041_00024_18615_6960.N1	21-SEP-2005 13:19:00	Bright	38.500	19	50Alp Cyg	1.2460	10500.	77	18615	No
152	GOM_NL__2PRFIN20050921_132306_000000332041_00024_18615_6961.N1	21-SEP-2005 13:23:06	Bright	32.500	89	5Alp Cep	2.4510	8000.0	65	18615	No
153	GOM_NL__2PRFIN20050921_133200_000000532041_00024_18615_6962.N1	21-SEP-2005 13:32:00	Bright	53.000	60	7Bet UMi	2.0810	3950.0	106	18615	No
154	GOM_NL__2PRFIN20050921_133814_000000362041_00024_18615_6963.N1	21-SEP-2005 13:38:14	Bright	36.000	36	50Alp UMa	1.8000	6300.0	72	18615	No
155	GOM_NL__2PRFIN20050921_133942_000000342041_00024_18615_6964.N1	21-SEP-2005 13:39:42	Bright	34.000	82	48Bet UMa	2.3650	10600.	68	18615	No
156	GOM_NL__2PRFIN20050921_134249_000000342041_00024_18615_6965.N1	21-SEP-2005 13:42:49	Bright	33.500	174	52Psi UMa	3.0040	4400.0	67	18615	No
157	GOM_NL__2PRFIN20050921_140827_000000442041_00024_18615_6966.N1	21-SEP-2005 14:08:27	Dark	44.000	65	Lam Vel	2.2040	4400.0	88	18615	No
158	GOM_NL__2PRFIN20050921_141145_000000392041_00024_18615_6967.N1	21-SEP-2005 14:11:45	Dark	38.500	46	Del Vel	1.9540	10600.	77	18615	No
159	GOM_NL__2PRFIN20050921_141319_000000512041_00024_18615_6968.N1	21-SEP-2005 14:13:19	Dark	51.000	41	Eps Car	1.8600	4100.0	102	18615	No
160	GOM_NL__2PRFIN20050921_141526_000000382041_00025_18616_6950.N1	21-SEP-2005 14:15:26	Dark	37.500	29	Bet Car	1.6720	10200.	75	18616	No

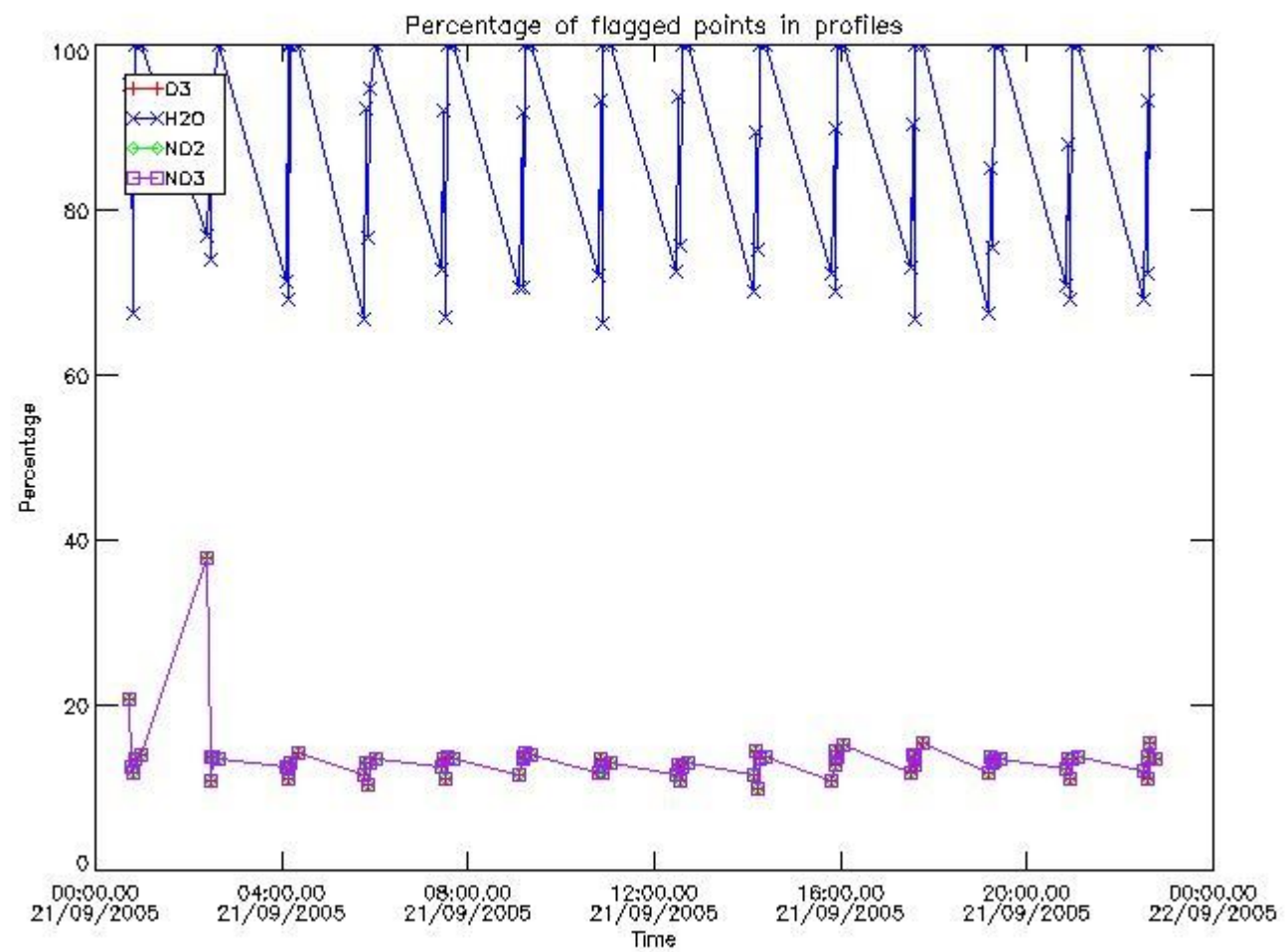
161	GOM_NL__2PRFIN20050921_142348_000000372041_00025_18616_6951.N1	21-SEP-2005 14:23:48	Dark	37.000	135	Bet Hyi	2.8200	5800.0	74	18616	No
162	GOM_NL__2PRFIN20050921_142917_000000372041_00025_18616_6952.N1	21-SEP-2005 14:29:17	Straylight	37.000	148	Alp Tuc	2.8780	4100.0	74	18616	No
163	GOM_NL__2PRFIN20050921_143303_000000422041_00025_18616_6953.N1	21-SEP-2005 14:33:03	Straylight	42.000	31	Alp Gru	1.7340	15200.	84	18616	No
164	GOM_NL__2PRFIN20050921_143550_000000392041_00025_18616_6954.N1	21-SEP-2005 14:35:50	Straylight	38.500	172	Gam Gru	3.0030	13100.	77	18616	No
165	GOM_NL__2PRFIN20050921_143720_000000432041_00025_18616_6955.N1	21-SEP-2005 14:37:20	Straylight	42.500	18	24Alp PsA	1.1660	9700.0	85	18616	No
166	GOM_NL__2PRFIN20050921_144150_000000402041_00025_18616_6956.N1	21-SEP-2005 14:41:50	Tw_i_and_stray	40.000	142	49Del Cap	2.8500	8900.0	80	18616	No
167	GOM_NL__2PRFIN20050921_144600_000000372041_00025_18616_6957.N1	21-SEP-2005 14:46:00	Bright	37.000	162	34Alp Aqr	2.9440	5350.0	74	18616	No
168	GOM_NL__2PRFIN20050921_144903_000000362041_00025_18616_6958.N1	21-SEP-2005 14:49:03	Bright	35.500	61	8Eps Peg	2.1000	3900.0	71	18616	No
169	GOM_NL__2PRFIN20050921_145634_000000352041_00025_18616_6959.N1	21-SEP-2005 14:56:34	Bright	34.500	92	53Eps Cyg	2.5000	4500.0	69	18616	No
170	GOM_NL__2PRFIN20050921_145936_000000382041_00025_18616_6960.N1	21-SEP-2005 14:59:36	Bright	37.500	19	50Alp Cyg	1.2460	10500.	75	18616	No
171	GOM_NL__2PRFIN20050921_150342_000000362041_00025_18616_6961.N1	21-SEP-2005 15:03:42	Bright	36.000	89	5Alp Cep	2.4510	8000.0	72	18616	No
172	GOM_NL__2PRFIN20050921_151236_000000362041_00025_18616_6962.N1	21-SEP-2005 15:12:36	Bright	35.500	60	7Bet UMi	2.0810	3950.0	71	18616	No
173	GOM_NL__2PRFIN20050921_151850_000000362041_00025_18616_6963.N1	21-SEP-2005 15:18:50	Bright	35.500	36	50Alp UMa	1.8000	6300.0	71	18616	No
174	GOM_NL__2PRFIN20050921_152018_000000342041_00025_18616_6964.N1	21-SEP-2005 15:20:18	Bright	33.500	82	48Bet UMa	2.3650	10600.	67	18616	No
175	GOM_NL__2PRFIN20050921_152326_000000352041_00025_18616_6965.N1	21-SEP-2005 15:23:26	Bright	35.000	174	52Psi UMa	3.0040	4400.0	70	18616	No
176	GOM_NL__2PRFIN20050921_154903_000000482041_00025_18616_6966.N1	21-SEP-2005 15:49:03	Dark	47.500	65	Lam Vel	2.2040	4400.0	95	18616	No
177	GOM_NL__2PRFIN20050921_155221_000000402041_00025_18616_6967.N1	21-SEP-2005 15:52:21	Dark	40.000	46	Del Vel	1.9540	10600.	80	18616	No
178	GOM_NL__2PRFIN20050921_155355_000000492041_00025_18616_6968.N1	21-SEP-2005 15:53:55	Dark	49.000	41	Eps Car	1.8600	4100.0	98	18616	No
179	GOM_NL__2PRFIN20050921_155602_000000372041_00026_18617_6951.N1	21-SEP-2005 15:56:02	Dark	37.000	29	Bet Car	1.6720	10200.	74	18617	No
180	GOM_NL__2PRFIN20050921_160424_000000372041_00026_18617_6952.N1	21-SEP-2005 16:04:24	Dark	37.000	135	Bet Hyi	2.8200	5800.0	74	18617	No
181	GOM_NL__2PRFIN20050921_160953_000000462041_00026_18617_6953.N1	21-SEP-2005 16:09:53	Straylight	45.500	148	Alp Tuc	2.8780	4100.0	91	18617	No
182	GOM_NL__2PRFIN20050921_161339_000000432041_00026_18617_6954.N1	21-SEP-2005 16:13:39	Straylight	42.500	31	Alp Gru	1.7340	15200.	85	18617	No
183	GOM_NL__2PRFIN20050921_161627_000000372041_00026_18617_6955.N1	21-SEP-2005 16:16:27	Straylight	37.000	172	Gam Gru	3.0030	13100.	74	18617	No
184	GOM_NL__2PRFIN20050921_161756_000000442041_00026_18617_6956.N1	21-SEP-2005 16:17:56	Straylight	43.500	18	24Alp PsA	1.1660	9700.0	87	18617	No
185	GOM_NL__2PRFIN20050921_162226_000000392041_00026_18617_6957.N1	21-SEP-2005 16:22:26	Tw_i_and_stray	39.000	142	49Del Cap	2.8500	8900.0	78	18617	No
186	GOM_NL__2PRFIN20050921_162636_000000382041_00026_18617_6958.N1	21-SEP-2005 16:26:36	Bright	37.500	162	34Alp Aqr	2.9440	5350.0	75	18617	No
187	GOM_NL__2PRFIN20050921_162939_000000372041_00026_18617_6959.N1	21-SEP-2005 16:29:39	Bright	37.000	61	8Eps Peg	2.1000	3900.0	74	18617	No
188	GOM_NL__2PRFIN20050921_163710_000000382041_00026_18617_6960.N1	21-SEP-2005 16:37:10	Bright	37.500	92	53Eps Cyg	2.5000	4500.0	75	18617	No
189	GOM_NL__2PRFIN20050921_164012_000000382041_00026_18617_6961.N1	21-SEP-2005 16:40:12	Bright	37.500	19	50Alp Cyg	1.2460	10500.	75	18617	No
190	GOM_NL__2PRFIN20050921_164418_000000362041_00026_18617_6962.N1	21-SEP-2005 16:44:18	Bright	36.000	89	5Alp Cep	2.4510	8000.0	72	18617	No
191	GOM_NL__2PRFIN20050921_165312_000000372041_00026_18617_6963.N1	21-SEP-2005 16:53:12	Bright	37.000	60	7Bet UMi	2.0810	3950.0	74	18617	No
192	GOM_NL__2PRFIN20050921_165926_000000352041_00026_18617_6964.N1	21-SEP-2005 16:59:26	Bright	34.500	36	50Alp UMa	1.8000	6300.0	69	18617	No
193	GOM_NL__2PRFIN20050921_170054_000000342041_00026_18617_6965.N1	21-SEP-2005 17:00:54	Bright	33.500	82	48Bet UMa	2.3650	10600.	67	18617	No
194	GOM_NL__2PRFIN20050921_170402_000000342041_00026_18617_6966.N1	21-SEP-2005 17:04:02	Bright	33.500	174	52Psi UMa	3.0040	4400.0	67	18617	No
195	GOM_NL__2PRFIN20050921_172939_000000432041_00026_18617_6967.N1	21-SEP-2005 17:29:39	Dark	43.000	65	Lam Vel	2.2040	4400.0	86	18617	No
196	GOM_NL__2PRFIN20050921_173258_000000372041_00026_18617_6968.N1	21-SEP-2005 17:32:58	Dark	36.500	46	Del Vel	1.9540	10600.	73	18617	No
197	GOM_NL__2PRFIN20050921_173432_000000442041_00026_18617_6969.N1	21-SEP-2005 17:34:32	Dark	44.000	41	Eps Car	1.8600	4100.0	88	18617	No
198	GOM_NL__2PRFIN20050921_173638_000000372041_00027_18618_6951.N1	21-SEP-2005 17:36:38	Dark	37.000	29	Bet Car	1.6720	10200.	74	18618	No
199	GOM_NL__2PRFIN20050921_174500_000000372041_00027_18618_6952.N1	21-SEP-2005 17:45:00	Dark	36.500	135	Bet Hyi	2.8200	5800.0	73	18618	No
200	GOM_NL__2PRFIN20050921_175029_000000452041_00027_18618_6953.N1	21-SEP-2005 17:50:29	Straylight	44.500	148	Alp Tuc	2.8780	4100.0	89	18618	No
201	GOM_NL__2PRFIN20050921_175415_000000382041_00027_18618_6954.N1	21-SEP-2005 17:54:15	Straylight	37.500	31	Alp Gru	1.7340	15200.	75	18618	No
202	GOM_NL__2PRFIN20050921_175703_000000382041_00027_18618_6955.N1	21-SEP-2005 17:57:03	Straylight	38.000	172	Gam Gru	3.0030	13100.	76	18618	No
203	GOM_NL__2PRFIN20050921_175832_000000422041_00027_18618_6956.N1	21-SEP-2005 17:58:32	Straylight	42.000	18	24Alp PsA	1.1660	9700.0	84	18618	No
204	GOM_NL__2PRFIN20050921_180302_000000392041_00027_18618_6957.N1	21-SEP-2005 18:03:02	Tw_i_and_stray	38.500	142	49Del Cap	2.8500	8900.0	77	18618	No
205	GOM_NL__2PRFIN20050921_180712_000000382041_00027_18618_6958.N1	21-SEP-2005 18:07:12	Bright	38.000	162	34Alp Aqr	2.9440	5350.0	76	18618	No
206	GOM_NL__2PRFIN20050921_181015_000000372041_00027_18618_6959.N1	21-SEP-2005 18:10:15	Bright	37.000	61	8Eps Peg	2.1000	3900.0	74	18618	No
207	GOM_NL__2PRFIN20050921_181747_000000372041_00027_18618_6960.N1	21-SEP-2005 18:17:47	Bright	36.500	92	53Eps Cyg	2.5000	4500.0	73	18618	No
208	GOM_NL__2PRFIN20050921_182049_000000372041_00027_18618_6961.N1	21-SEP-2005 18:20:49	Bright	36.500	19	50Alp Cyg	1.2460	10500.	73	18618	No
209	GOM_NL__2PRFIN20050921_182454_000000352041_00027_18618_6962.N1	21-SEP-2005 18:24:54	Bright	34.500	89	5Alp Cep	2.4510	8000.0	69	18618	No
210	GOM_NL__2PRFIN20050921_183349_000000382041_00027_18618_6963.N1	21-SEP-2005 18:33:49	Bright	37.500	60	7Bet UMi	2.0810	3950.0	75	18618	No
211	GOM_NL__2PRFIN20050921_184002_000000372041_00027_18618_6964.N1	21-SEP-2005 18:40:02	Bright	36.500	36	50Alp UMa	1.8000	6300.0	73	18618	No
212	GOM_NL__2PRFIN20050921_184130_000000342041_00027_18618_6965.N1	21-SEP-2005 18:41:30	Bright	33.500	82	48Bet UMa	2.3650	10600.	67	18618	No
213	GOM_NL__2PRFIN20050921_184438_000000332041_00027_18618_6966.N1	21-SEP-2005 18:44:38	Bright	33.000	174	52Psi UMa	3.0040	4400.0	66	18618	No
214	GOM_NL__2PRFIN20050921_191016_000000442041_00027_18618_6967.N1	21-SEP-2005 19:10:16	Dark	43.500	65	Lam Vel	2.2040	4400.0	87	18618	No
215	GOM_NL__2PRFIN20050921_191334_000000372041_00027_18618_6968.N1	21-SEP-2005 19:13:34	Dark	37.000	46	Del Vel	1.9540	10600.	74	18618	No
216	GOM_NL__2PRFIN20050921_191508_000000392041_00027_18618_6969.N1	21-SEP-2005 19:15:08	Dark	39.000	41	Eps Car	1.8600	4100.0	78	18618	No
217	GOM_NL__2PRFIN20050921_191714_000000392041_00028_18619_6951.N1	21-SEP-2005 19:17:14	Dark	38.500	29	Bet Car	1.6720	10200.	77	18619	No
218	GOM_NL__2PRFIN20050921_192537_000000382041_00028_18619_6952.N1	21-SEP-2005 19:25:37	Dark	38.000	135	Bet Hyi	2.8200	5800.0	76	18619	No
219	GOM_NL__2PRFIN20050921_193105_000000392041_00028_18619_6953.N1	21-SEP-2005 19:31:05	Straylight	38.500	148	Alp Tuc	2.8780	4100.0	77	18619	No

220	GOM_NL__2PRFIN20050921_193451_000000372041_00028_18619_6954.N1	21-SEP-2005 19:34:51	Straylight	37.000	31	Alp Gru	1.7340	15200.	74	18619	No
221	GOM_NL__2PRFIN20050921_193739_000000382041_00028_18619_6955.N1	21-SEP-2005 19:37:39	Straylight	37.500	172	Gam Gru	3.0030	13100.	75	18619	No
222	GOM_NL__2PRFIN20050921_193908_000000432041_00028_18619_6956.N1	21-SEP-2005 19:39:08	Straylight	42.500	18	24Alp PsA	1.1660	9700.0	85	18619	No
223	GOM_NL__2PRFIN20050921_194338_000000402041_00028_18619_6957.N1	21-SEP-2005 19:43:38	Tw_i_and_stray	40.000	142	49Del Cap	2.8500	8900.0	80	18619	No
224	GOM_NL__2PRFIN20050921_194748_000000372041_00028_18619_6958.N1	21-SEP-2005 19:47:48	Bright	36.500	162	34Alp Aqr	2.9440	5350.0	73	18619	No
225	GOM_NL__2PRFIN20050921_195051_000000382041_00028_18619_6959.N1	21-SEP-2005 19:50:51	Bright	37.500	61	8Eps Peg	2.1000	3900.0	75	18619	No
226	GOM_NL__2PRFIN20050921_195823_000000392041_00028_18619_6960.N1	21-SEP-2005 19:58:23	Bright	38.500	92	53Eps Cyg	2.5000	4500.0	77	18619	No
227	GOM_NL__2PRFIN20050921_200125_000000362041_00028_18619_6961.N1	21-SEP-2005 20:01:25	Bright	36.000	19	50Alp Cyg	1.2460	10500.	72	18619	No
228	GOM_NL__2PRFIN20050921_200530_000000362041_00028_18619_6962.N1	21-SEP-2005 20:05:30	Bright	35.500	89	5Alp Cep	2.4510	8000.0	71	18619	No
229	GOM_NL__2PRFIN20050921_201425_000000382041_00028_18619_6963.N1	21-SEP-2005 20:14:25	Bright	37.500	60	7Bet UMi	2.0810	3950.0	75	18619	No
230	GOM_NL__2PRFIN20050921_202038_000000342041_00028_18619_6964.N1	21-SEP-2005 20:20:38	Bright	33.500	36	50Alp UMa	1.8000	6300.0	67	18619	No
231	GOM_NL__2PRFIN20050921_202206_000000332041_00028_18619_6965.N1	21-SEP-2005 20:22:06	Bright	32.500	82	48Bet UMa	2.3650	10600.	65	18619	No
232	GOM_NL__2PRFIN20050921_202514_000000342041_00028_18619_6966.N1	21-SEP-2005 20:25:14	Bright	33.500	174	52Psi UMa	3.0040	4400.0	67	18619	No
233	GOM_NL__2PRFIN20050921_205052_000000422041_00028_18619_6967.N1	21-SEP-2005 20:50:52	Dark	41.500	65	Lam Vel	2.2040	4400.0	83	18619	No
234	GOM_NL__2PRFIN20050921_205410_000000382041_00028_18619_6968.N1	21-SEP-2005 20:54:10	Dark	37.500	46	Del Vel	1.9540	10600.	75	18619	No
235	GOM_NL__2PRFIN20050921_205544_000000462041_00028_18619_6969.N1	21-SEP-2005 20:55:44	Dark	46.000	41	Eps Car	1.8600	4100.0	92	18619	No
236	GOM_NL__2PRFIN20050921_205750_000000382041_00029_18620_6951.N1	21-SEP-2005 20:57:50	Dark	37.500	29	Bet Car	1.6720	10200.	75	18620	No
237	GOM_NL__2PRFIN20050921_210612_000000372041_00029_18620_6952.N1	21-SEP-2005 21:06:12	Dark	37.000	135	Bet Hyi	2.8200	5800.0	74	18620	No
238	GOM_NL__2PRFIN20050921_211141_000000382041_00029_18620_6953.N1	21-SEP-2005 21:11:41	Straylight	37.500	148	Alp Tuc	2.8780	4100.0	75	18620	No
239	GOM_NL__2PRFIN20050921_211527_000000432041_00029_18620_6954.N1	21-SEP-2005 21:15:27	Straylight	42.500	31	Alp Gru	1.7340	15200.	85	18620	No
240	GOM_NL__2PRFIN20050921_211815_000000382041_00029_18620_6955.N1	21-SEP-2005 21:18:15	Straylight	37.500	172	Gam Gru	3.0030	13100.	75	18620	No
241	GOM_NL__2PRFIN20050921_211944_000000412041_00029_18620_6956.N1	21-SEP-2005 21:19:44	Straylight	40.500	18	24Alp PsA	1.1660	9700.0	81	18620	No
242	GOM_NL__2PRFIN20050921_212414_000000392041_00029_18620_6957.N1	21-SEP-2005 21:24:14	Tw_i_and_stray	39.000	142	49Del Cap	2.8500	8900.0	78	18620	No
243	GOM_NL__2PRFIN20050921_212824_000000372041_00029_18620_6958.N1	21-SEP-2005 21:28:24	Bright	36.500	162	34Alp Aqr	2.9440	5350.0	73	18620	No
244	GOM_NL__2PRFIN20050921_213127_000000362041_00029_18620_6959.N1	21-SEP-2005 21:31:27	Bright	36.000	61	8Eps Peg	2.1000	3900.0	72	18620	No
245	GOM_NL__2PRFIN20050921_213859_000000372041_00029_18620_6960.N1	21-SEP-2005 21:38:59	Bright	36.500	92	53Eps Cyg	2.5000	4500.0	73	18620	No
246	GOM_NL__2PRFIN20050921_214201_000000382041_00029_18620_6961.N1	21-SEP-2005 21:42:01	Bright	37.500	19	50Alp Cyg	1.2460	10500.	75	18620	No
247	GOM_NL__2PRFIN20050921_214606_000000372041_00029_18620_6962.N1	21-SEP-2005 21:46:06	Bright	36.500	89	5Alp Cep	2.4510	8000.0	73	18620	No
248	GOM_NL__2PRFIN20050921_215501_000000362041_00029_18620_6963.N1	21-SEP-2005 21:55:01	Bright	35.500	60	7Bet UMi	2.0810	3950.0	71	18620	No
249	GOM_NL__2PRFIN20050921_220114_000000352041_00029_18620_6964.N1	21-SEP-2005 22:01:14	Bright	34.500	36	50Alp UMa	1.8000	6300.0	69	18620	No
250	GOM_NL__2PRFIN20050921_220242_000000342041_00029_18620_6965.N1	21-SEP-2005 22:02:42	Bright	34.000	82	48Bet UMa	2.3650	10600.	68	18620	No
251	GOM_NL__2PRFIN20050921_220550_000000512041_00029_18620_6966.N1	21-SEP-2005 22:05:50	Bright	51.000	174	52Psi UMa	3.0040	4400.0	102	18620	No
252	GOM_NL__2PRFIN20050921_223128_000000432041_00029_18620_6967.N1	21-SEP-2005 22:31:28	Dark	42.500	65	Lam Vel	2.2040	4400.0	85	18620	No
253	GOM_NL__2PRFIN20050921_223446_000000372041_00029_18620_6968.N1	21-SEP-2005 22:34:46	Dark	37.000	46	Del Vel	1.9540	10600.	74	18620	No
254	GOM_NL__2PRFIN20050921_223620_000000462041_00029_18620_6969.N1	21-SEP-2005 22:36:20	Dark	45.500	41	Eps Car	1.8600	4100.0	91	18620	No
255	GOM_NL__2PRFIN20050921_223826_000000372041_00030_18621_6951.N1	21-SEP-2005 22:38:26	Dark	36.500	29	Bet Car	1.6720	10200.	73	18621	No
256	GOM_NL__2PRFIN20050921_224648_000000382041_00030_18621_6952.N1	21-SEP-2005 22:46:48	Dark	38.000	135	Bet Hyi	2.8200	5800.0	76	18621	No
257	GOM_NL__2PRFIN20050921_225217_000000372041_00030_18621_6953.N1	21-SEP-2005 22:52:17	Straylight	37.000	148	Alp Tuc	2.8780	4100.0	74	18621	No
258	GOM_NL__2PRFIN20050921_225603_000000402041_00030_18621_6954.N1	21-SEP-2005 22:56:03	Straylight	39.500	31	Alp Gru	1.7340	15200.	79	18621	No
259	GOM_NL__2PRFIN20050921_225851_000000382041_00030_18621_6955.N1	21-SEP-2005 22:58:51	Straylight	37.500	172	Gam Gru	3.0030	13100.	75	18621	No
260	GOM_NL__2PRFIN20050921_230021_000000432041_00030_18621_6956.N1	21-SEP-2005 23:00:21	Straylight	43.000	18	24Alp PsA	1.1660	9700.0	86	18621	No
261	GOM_NL__2PRFIN20050921_230450_000000402041_00030_18621_6957.N1	21-SEP-2005 23:04:50	Tw_i_and_stray	40.000	142	49Del Cap	2.8500	8900.0	80	18621	No
262	GOM_NL__2PRFIN20050921_230900_000000382041_00030_18621_6958.N1	21-SEP-2005 23:09:00	Bright	37.500	162	34Alp Aqr	2.9440	5350.0	75	18621	No
263	GOM_NL__2PRFIN20050921_231203_000000382041_00030_18621_6959.N1	21-SEP-2005 23:12:03	Bright	38.000	61	8Eps Peg	2.1000	3900.0	76	18621	No
264	GOM_NL__2PRFIN20050921_231936_000000342041_00030_18621_6960.N1	21-SEP-2005 23:19:36	Bright	34.000	92	53Eps Cyg	2.5000	4500.0	68	18621	No
265	GOM_NL__2PRFIN20050921_232238_000000382041_00030_18621_6961.N1	21-SEP-2005 23:22:38	Bright	37.500	19	50Alp Cyg	1.2460	10500.	75	18621	No
266	GOM_NL__2PRFIN20050921_232642_000000362041_00030_18621_6962.N1	21-SEP-2005 23:26:42	Bright	36.000	89	5Alp Cep	2.4510	8000.0	72	18621	No
267	GOM_NL__2PRFIN20050921_233537_000000342041_00030_18621_6963.N1	21-SEP-2005 23:35:37	Bright	33.500	60	7Bet UMi	2.0810	3950.0	67	18621	No
268	GOM_NL__2PRFIN20050921_234150_000000352041_00030_18621_6964.N1	21-SEP-2005 23:41:50	Bright	35.000	36	50Alp UMa	1.8000	6300.0	70	18621	No
269	GOM_NL__2PRFIN20050921_234318_000000352041_00030_18621_6965.N1	21-SEP-2005 23:43:18	Bright	34.500	82	48Bet UMa	2.3650	10600.	69	18621	No
270	GOM_NL__2PRFIN20050921_234626_000000402041_00030_18621_6966.N1	21-SEP-2005 23:46:26	Bright	39.500	174	52Psi UMa	3.0040	4400.0	79	18621	No

3. Quality information per product

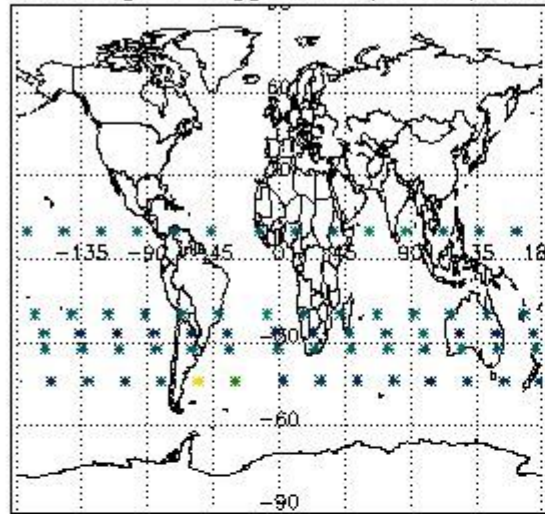
In this section it is plotted some information contained in the Quality Summary data set of the level 2 products. Only products in dark limb conditions and without errors (error flag in the MPH set to "0") are used.

3.1 Plot quality information per product (time dependant)

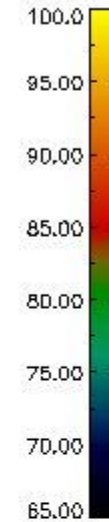
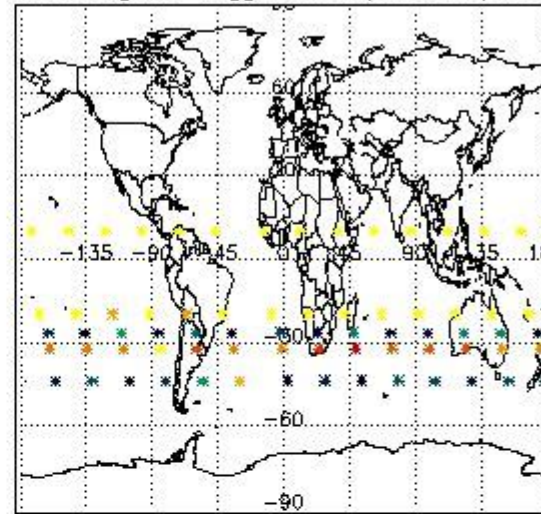


3.2 Plot quality information per product (world map)

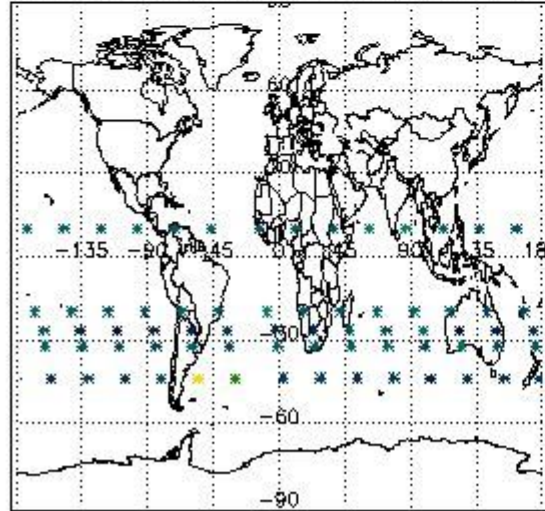
Percentage of flagged data per O3 profile



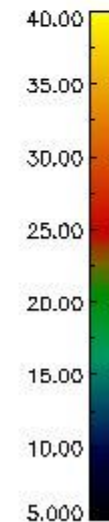
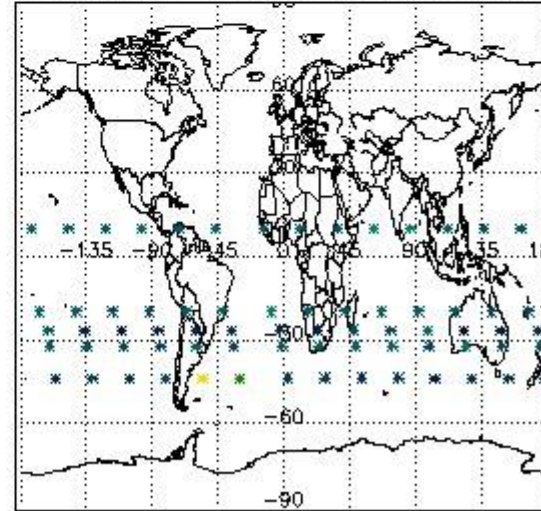
Percentage of flagged data per H2O profile



Percentage of flagged data per NO2 profile



Percentage of flagged data per NO3 profile

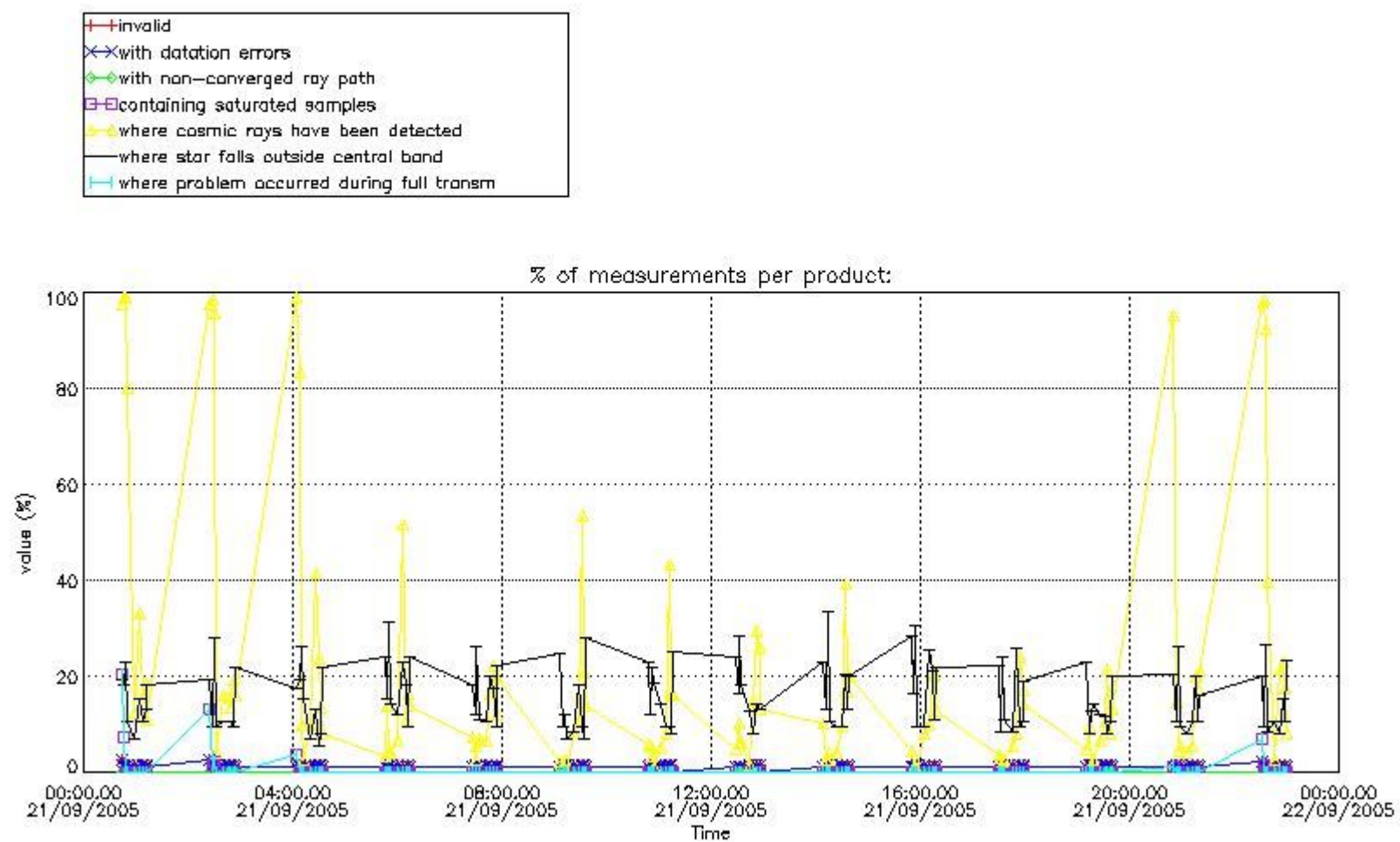


4. Level 1 quality information per product

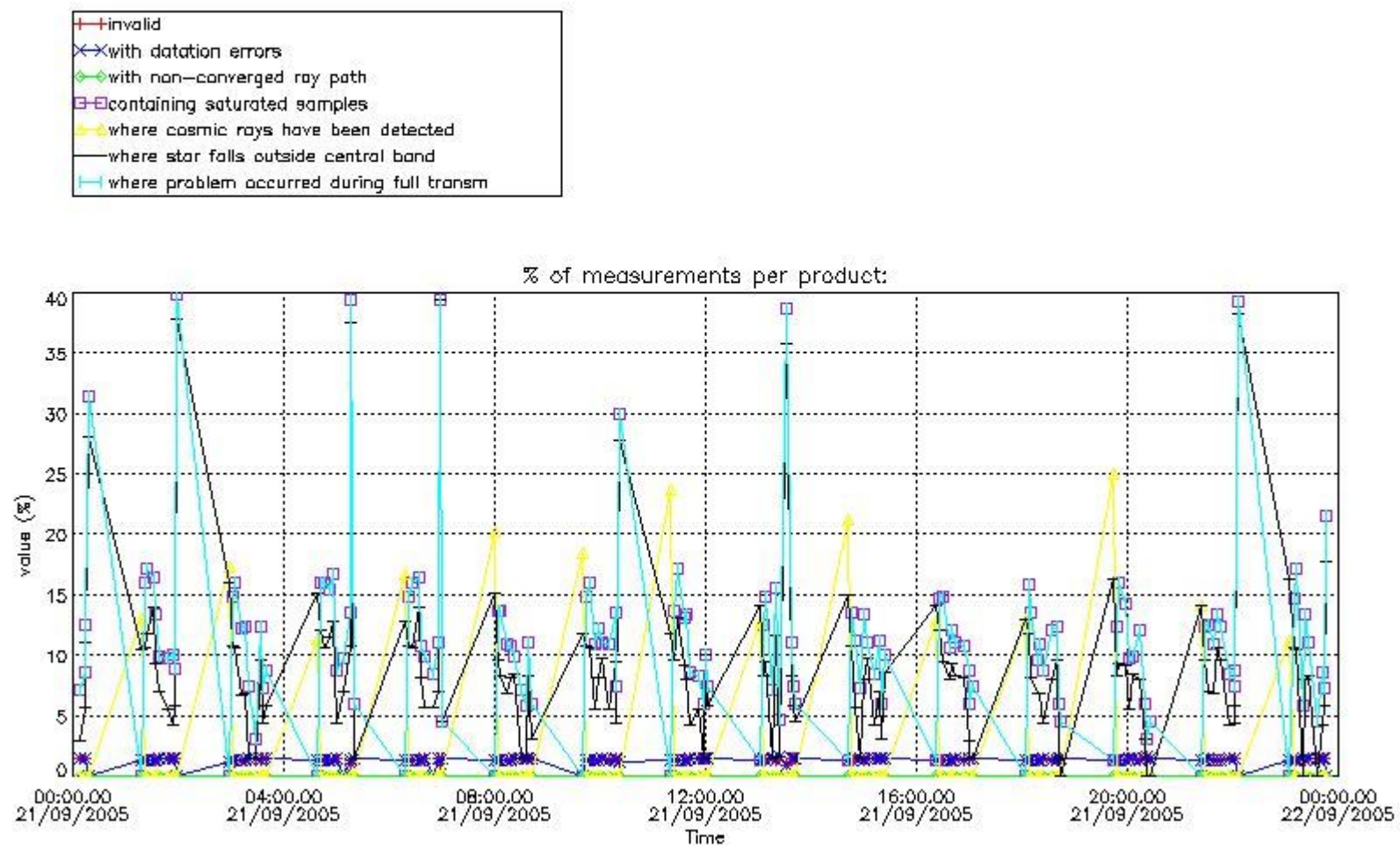
In this section it is plotted some information contained in the Quality Summary data set of the level 2 products that comes from the level 1b processing. Products without errors (error flag in the MPH set to "0") are used.

4.1 Plot quality information per product (time dependant) coming from level 1b processing

4.1.1 Plot level 1 quality information per product (time dependant): ENVISAT ASCENDING passes

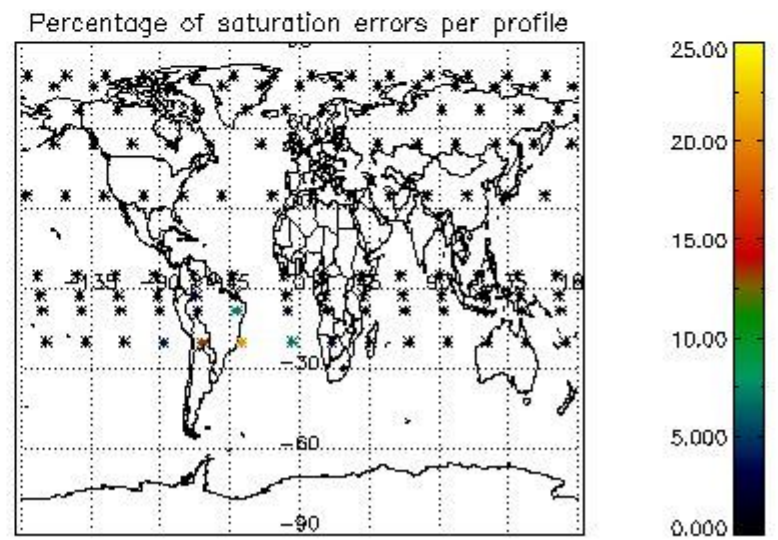
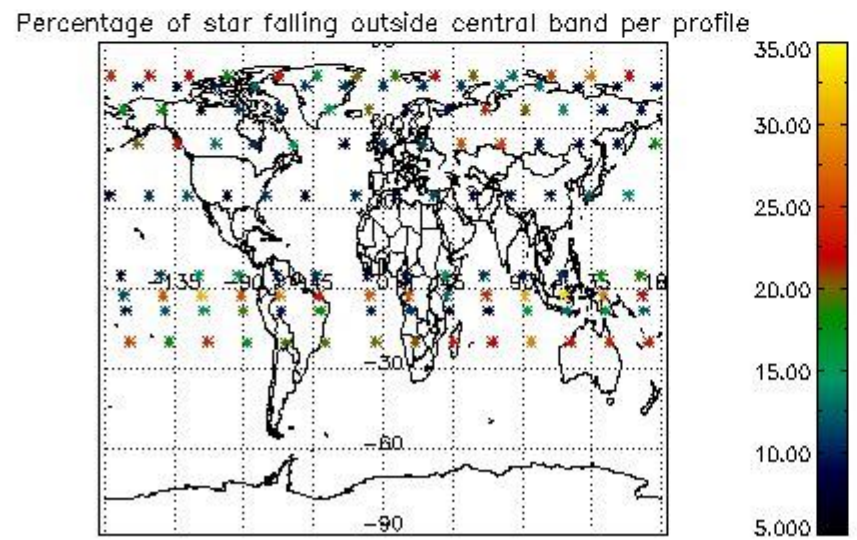
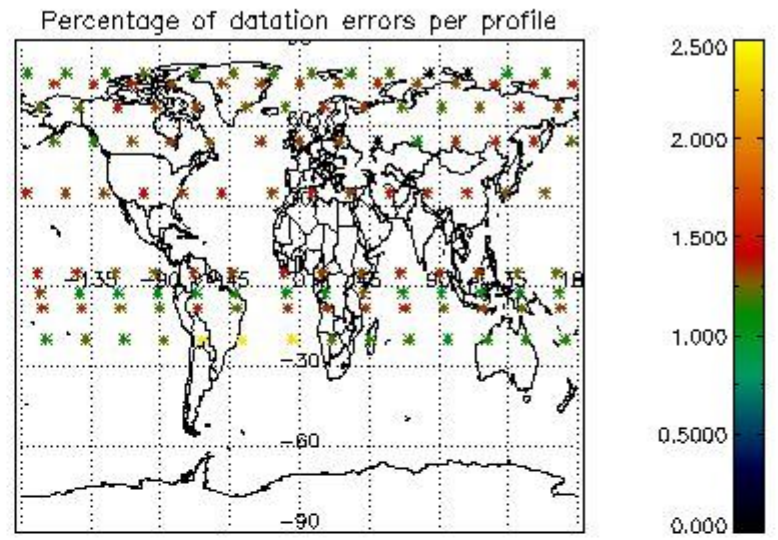
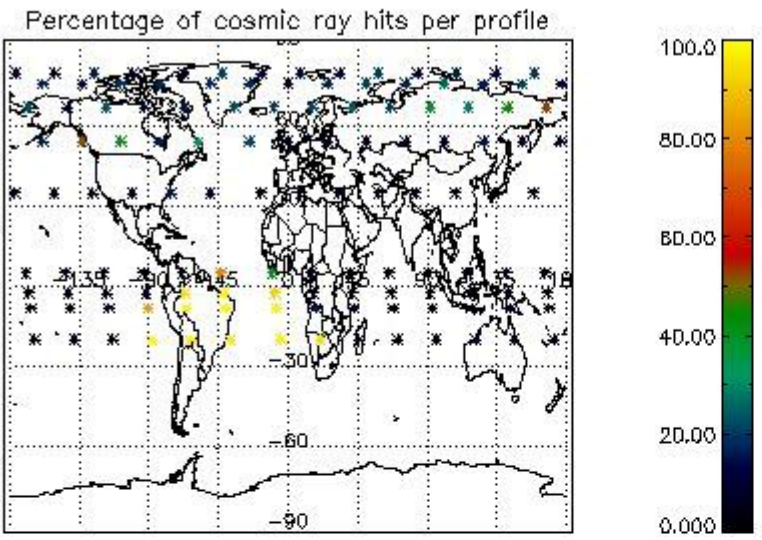


4.1.2 Plot level 1 quality information per product (time dependant): ENVI SAT DESCENDING passes

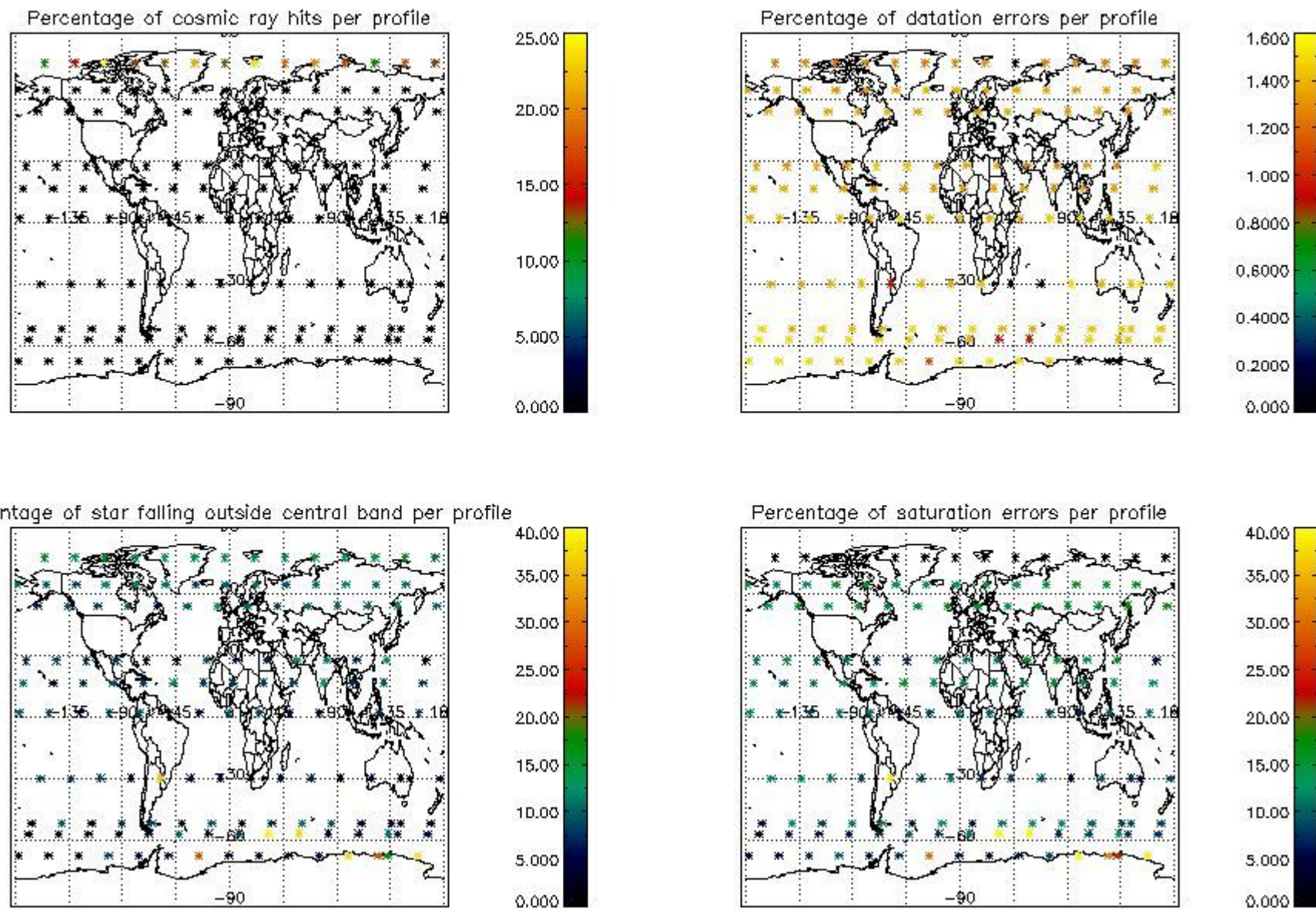


4.2 Plot quality information per product coming from level 1b processing (world map)

4.2.1 Plot level 1 quality information per product (world map): ENVISAT ASCENDING passes



4.2.2 Plot level 1 quality information per product (world map): ENVISAT DESCENDING passes



5. Trace gas profiles

5.1 Ozone statistics based on quality of products

The final quality of the products can be "measured" using the STD (Standard Deviation) attached to every point profile. This information is written to the parameter GOM_NL__2P/NL_LOCAL_SPECIES_DENSITY/o3_std of the level 2 products. The table below shows the statistics for given STD ranges.

The statistics are given with respect to the overall valid production:

- Products without fatal errors: GOM_NL__2P/MPH/PRODUCT_ERR=0
- Valid point profile: GOM_NL__2P/NL_LOCAL_SPECIES_DENSITY/pcd(0)=0

The 'Criteria' is applied to valid points of dark limb products:

- Products in dark limb illumination condition: GOM_NL__2P/NL_SUMMARY_QUALITY/obs_ill_cond=0
- Products without fatal errors: GOM_NL__2P/MPH/PRODUCT_ERR=0
- Valid point profile: GOM_NL__2P/NL_LOCAL_SPECIES_DENSITY/pcd(0)=0

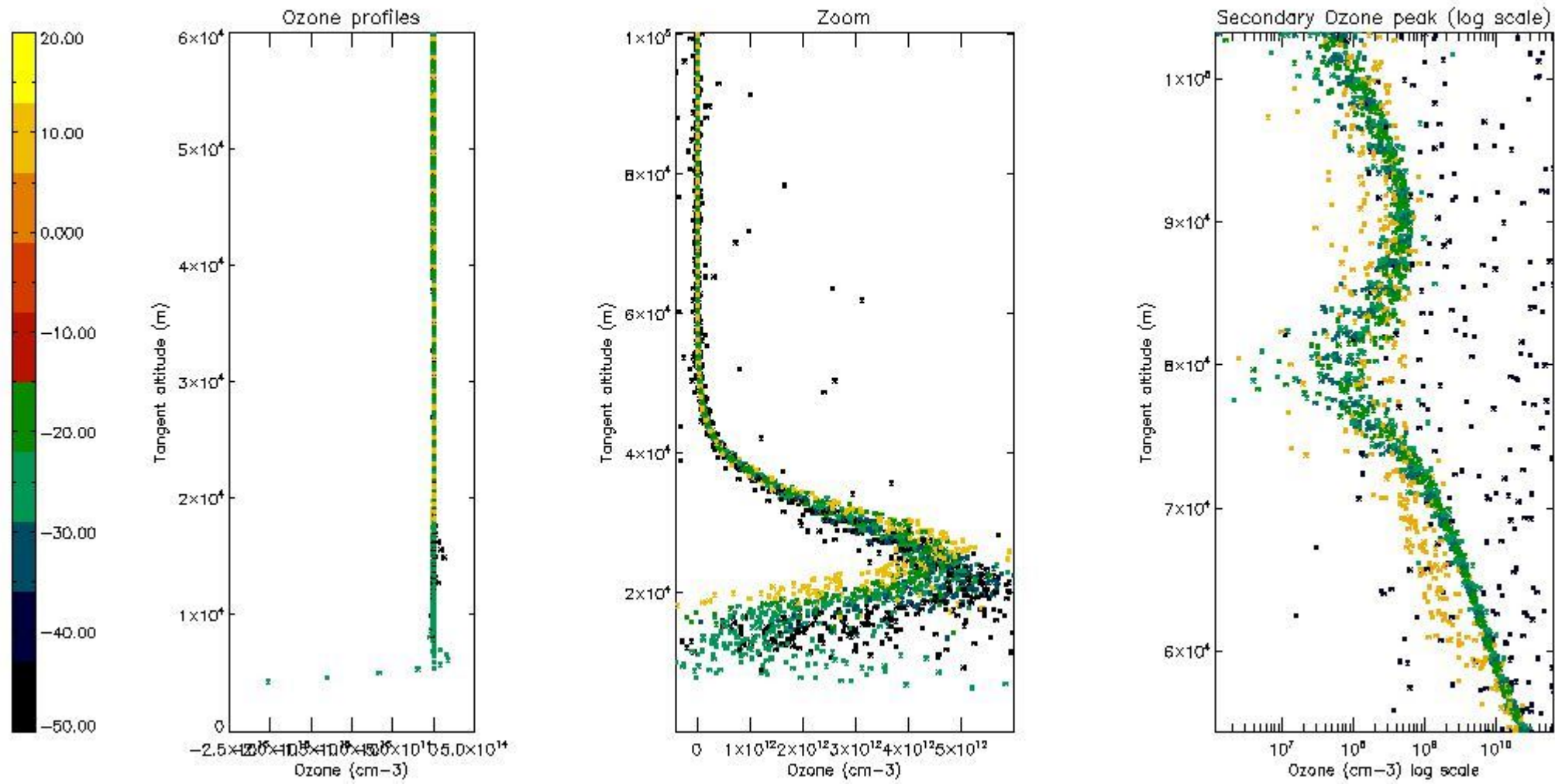
So, the table below shows the percentage of dark limb and valid observations for each criteria with respect to the overall valid daily observations.

Criteria	% of total production
All STD	28
STD < 20	14

STD < 10	11
STD < 5	5

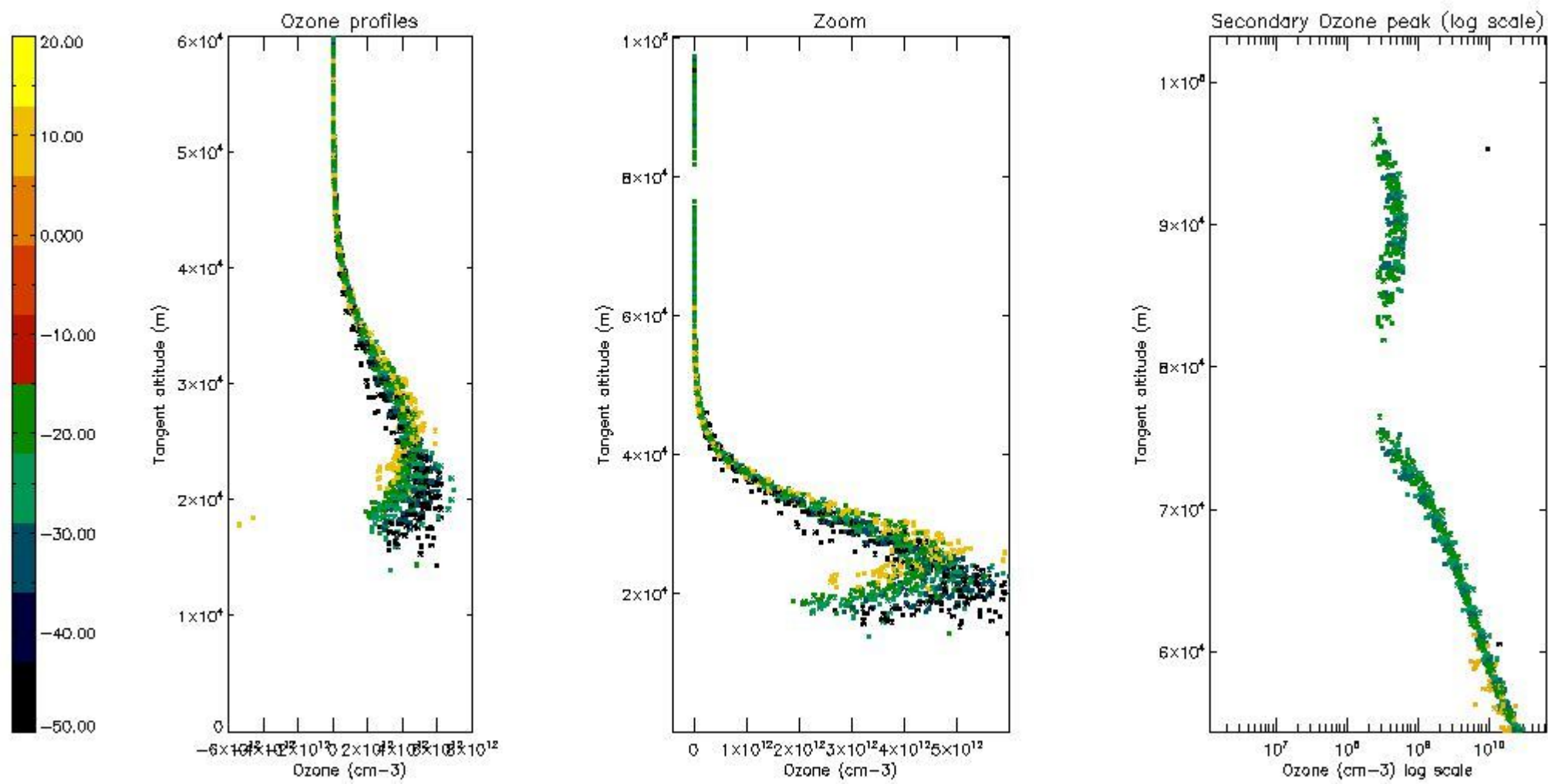
5.2 Plot ozone profiles for all STD (dark without errors)

The colorbar represents the latitude.



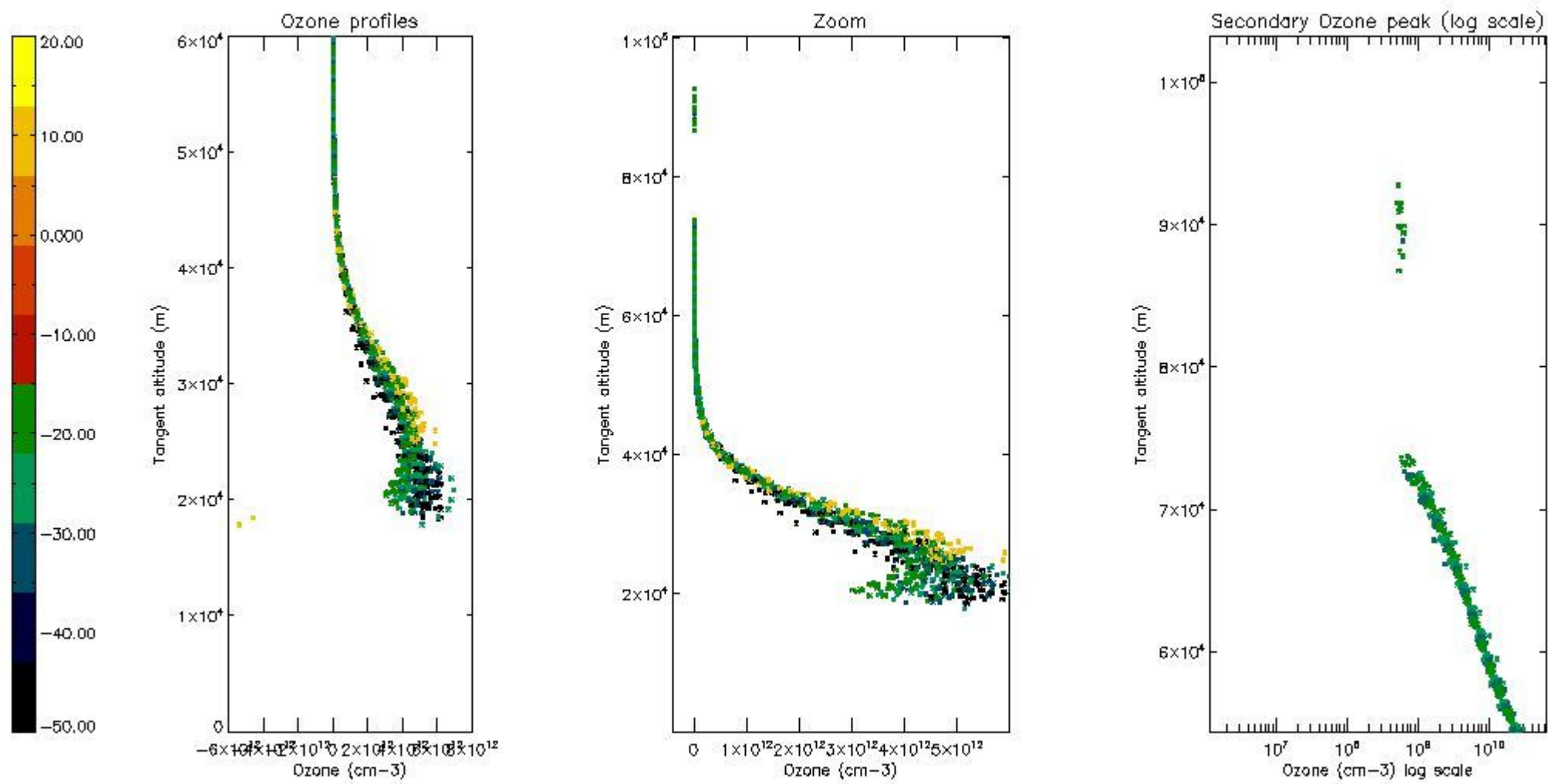
5.3 Plot ozone profiles where STD < 20% (dark without errors)

The colorbar represents the latitude.



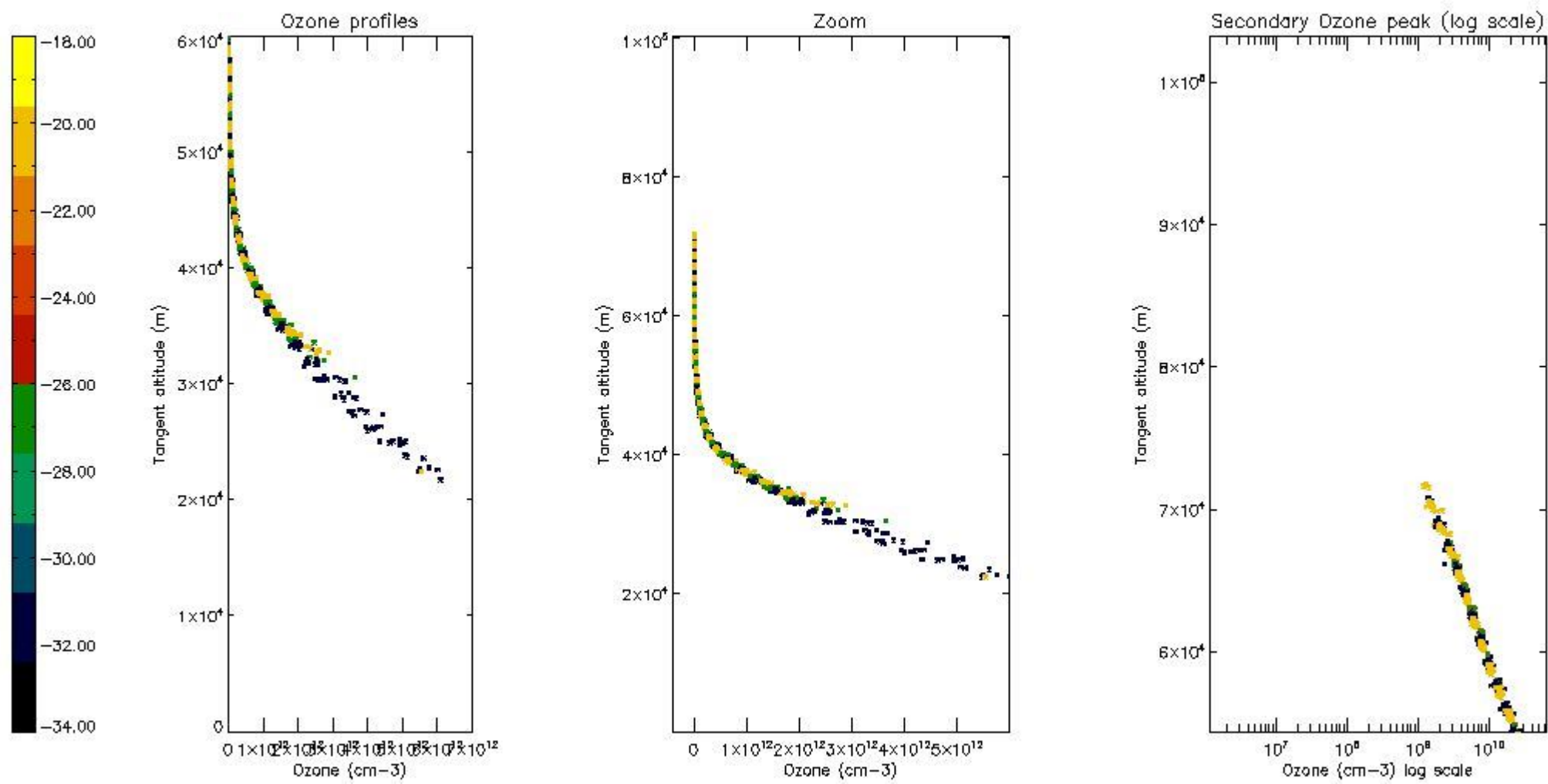
5.4 Plot ozone profiles where STD < 10% (dark without errors)

The colorbar represents the latitude.



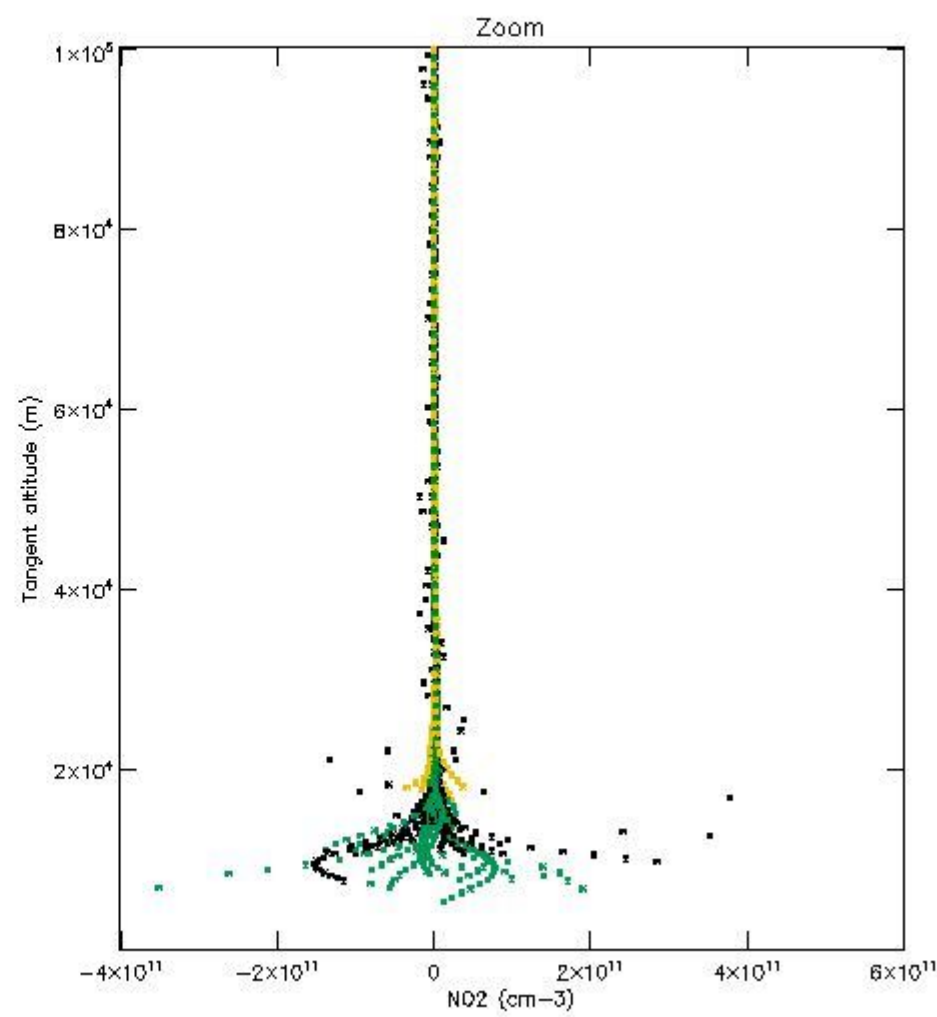
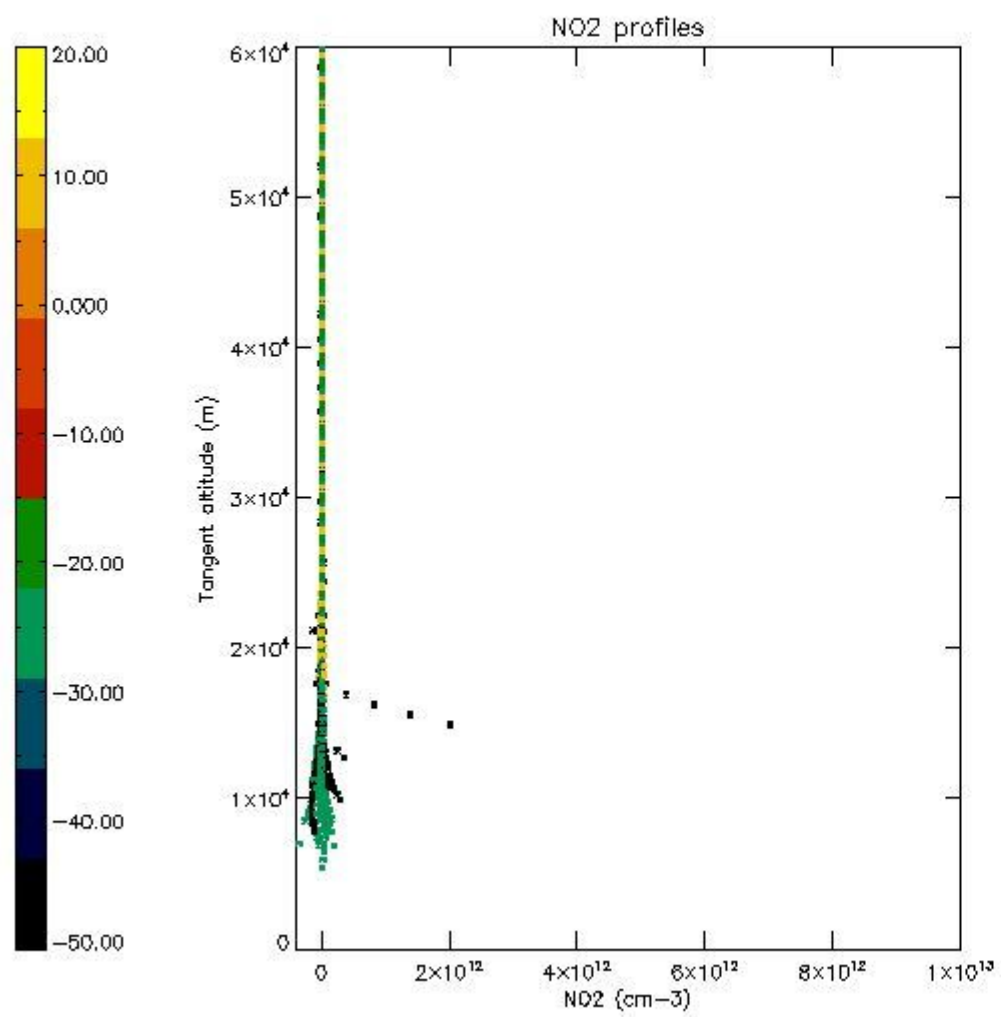
5.5 Plot ozone profiles where STD < 5% (dark without errors)

The colorbar represents the latitude.



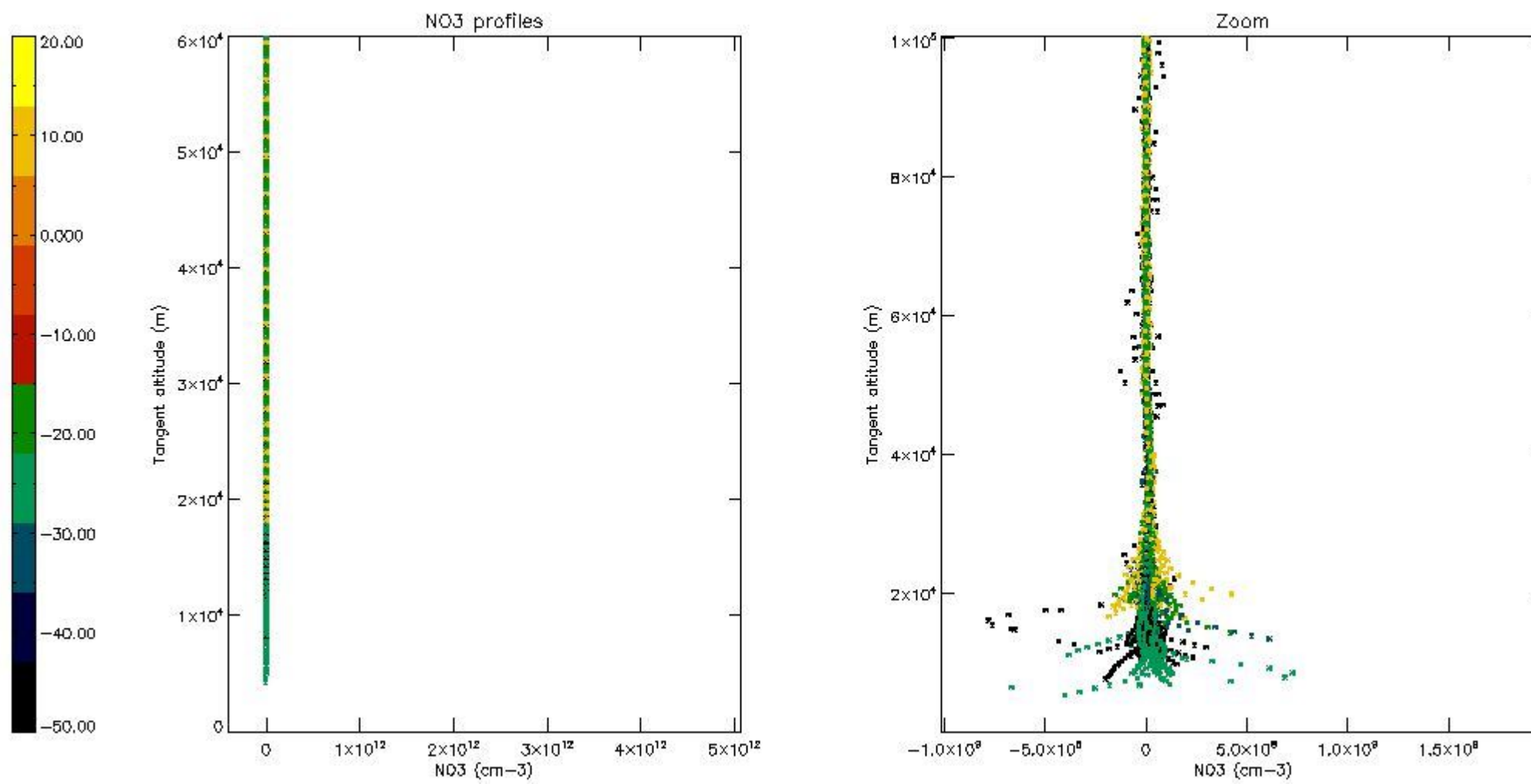
5.6 Plot NO₂ profiles for all STD (dark without errors)

The colorbar represents the latitude.



5.7 Plot NO3 profiles for all STD (dark without errors)

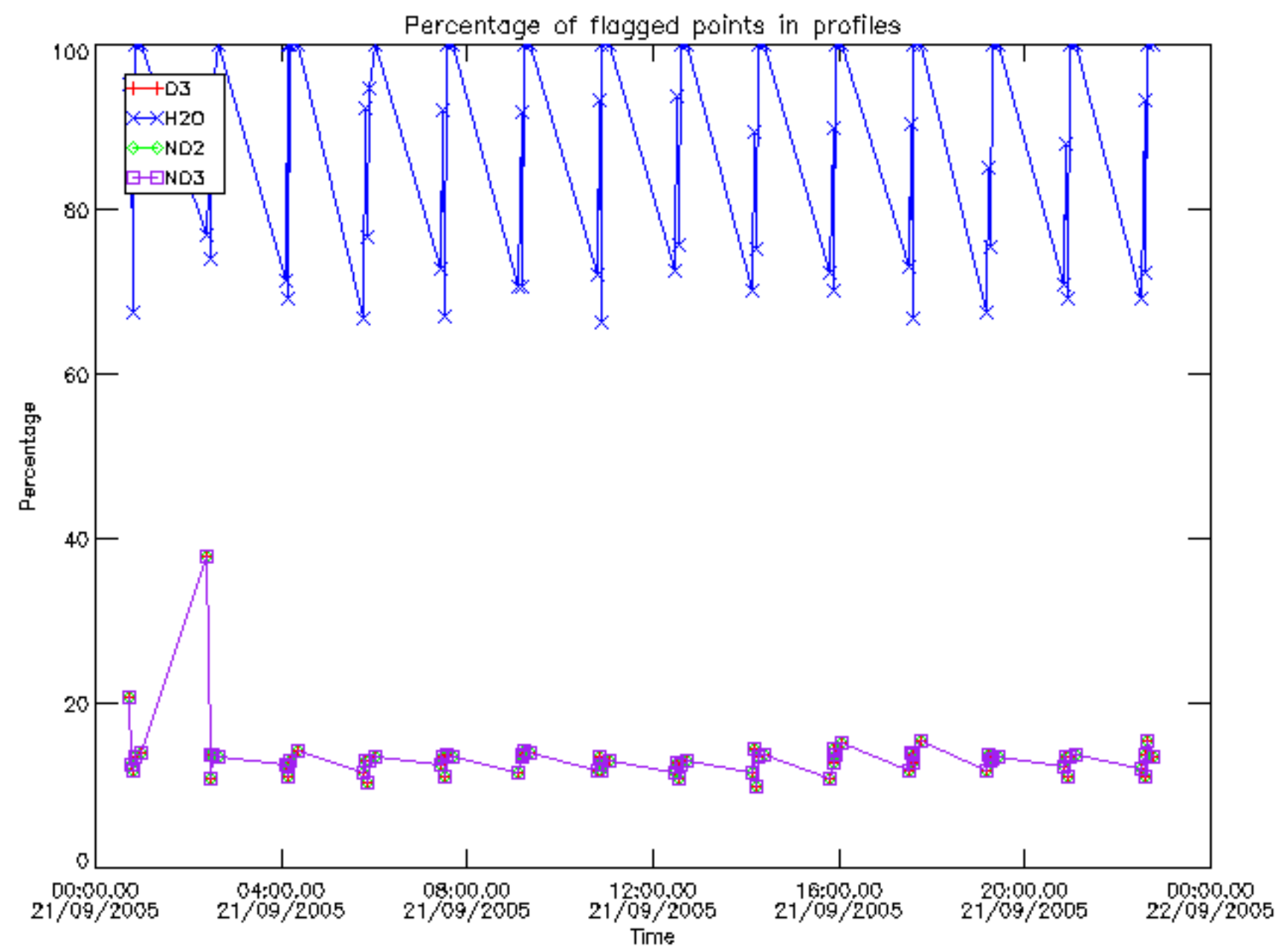
The colorbar represents the latitude.



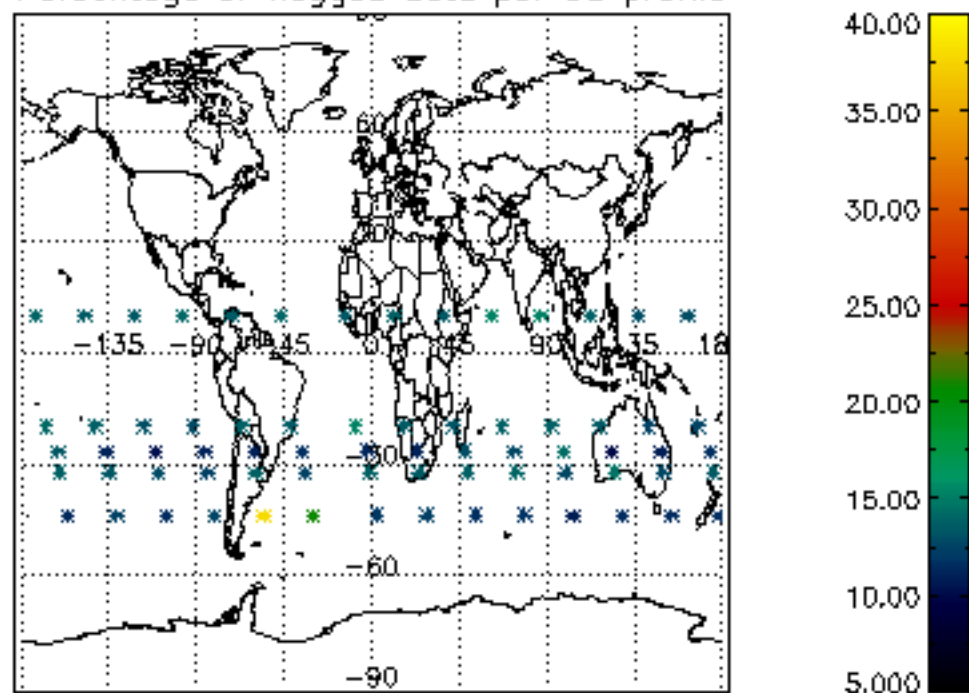
6. Auxiliary Data Files used for the production reported in section 2

The number reported in the third column indicates since which file (see list in section 2) the corresponding auxiliary file has been used. The fourth column is the date of those product files.

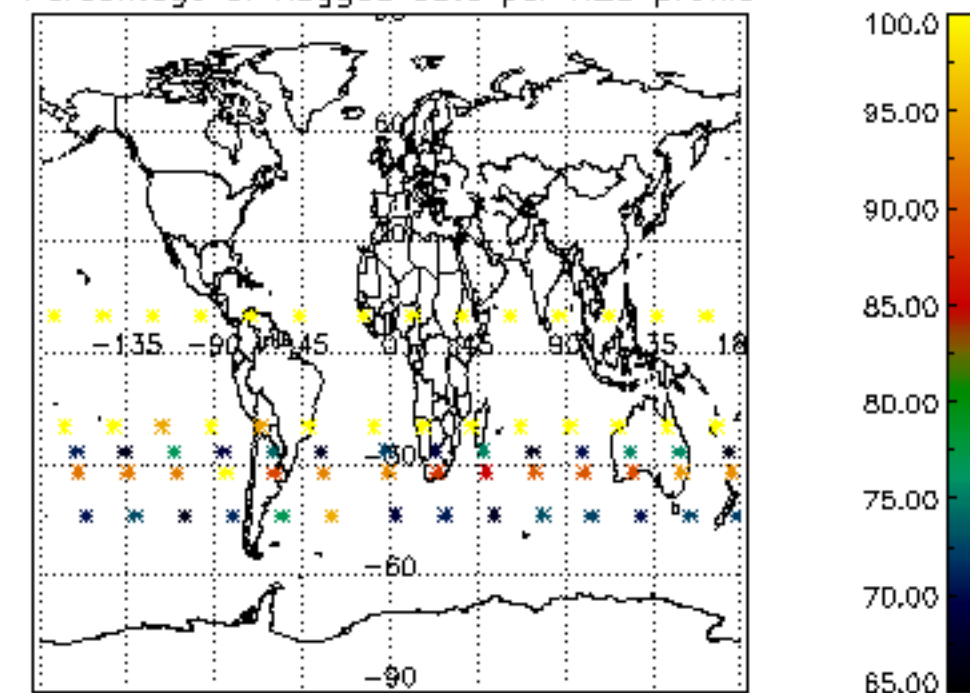
Type	Auxiliary Filename	Used since product	Used since product date
INST_PHYS_CHARACTERISTICS	GOM_INS_AXVIEC20091111_143220_20030716_120000_20500101_000000	1	21-SEP-2005 00:07:10
LEVEL-2_PROC_CONFIG	GOM_PR2_AXVIEC20091111_152718_20020301_000000_20500101_000000	1	21-SEP-2005 00:07:10
CROSS_SECTIONS_FILE	GOM_CRS_AXVIEC20091111_154832_20020301_000000_20500101_000000	1	21-SEP-2005 00:07:10



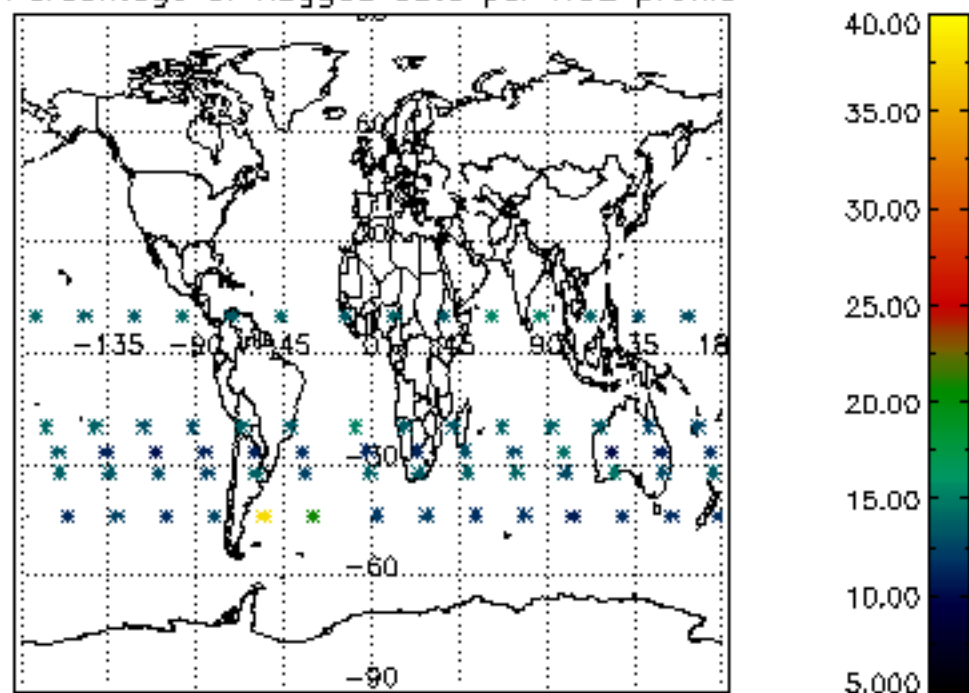
Percentage of flagged data per D3 profile



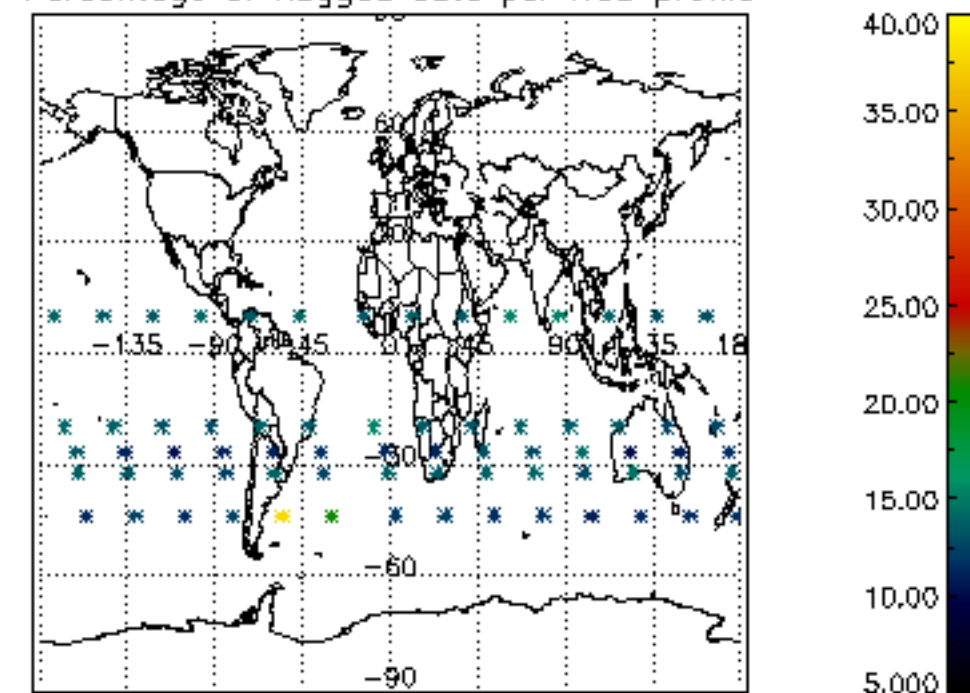
Percentage of flagged data per H2O profile

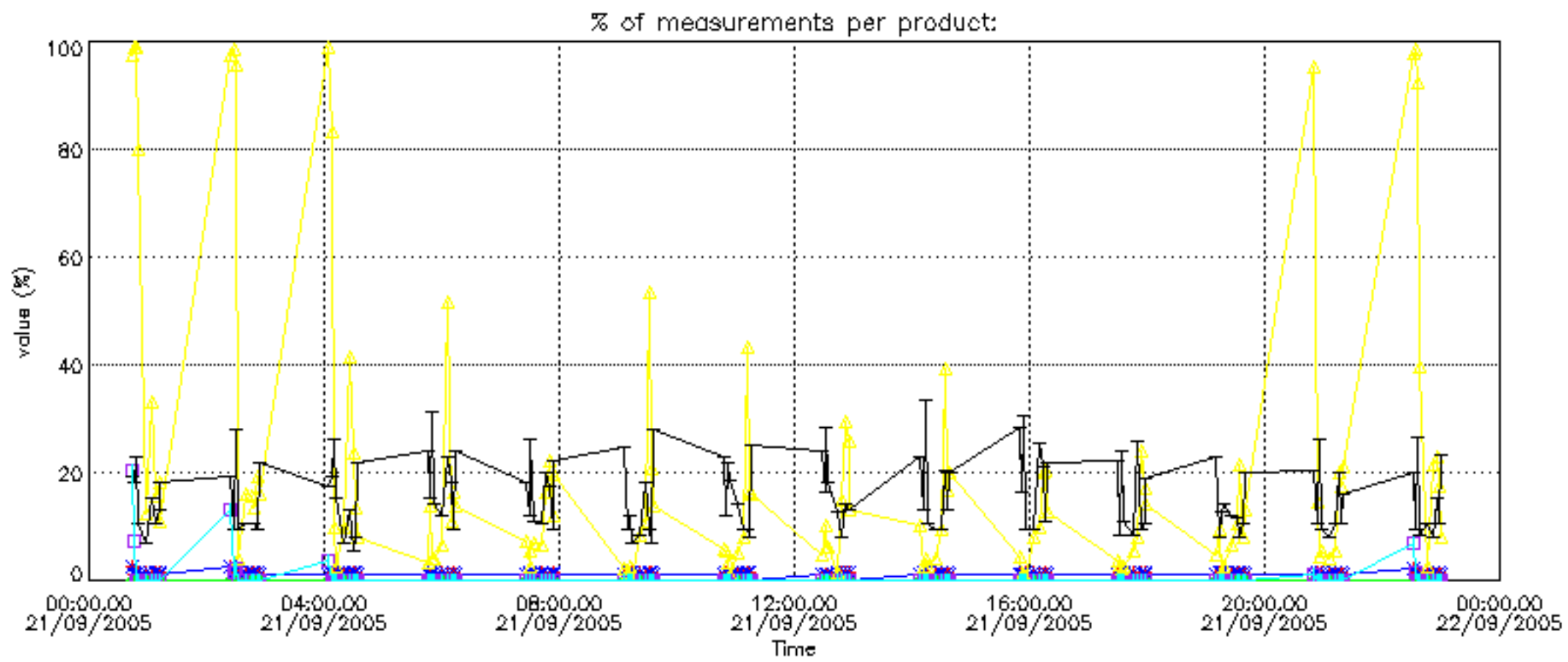


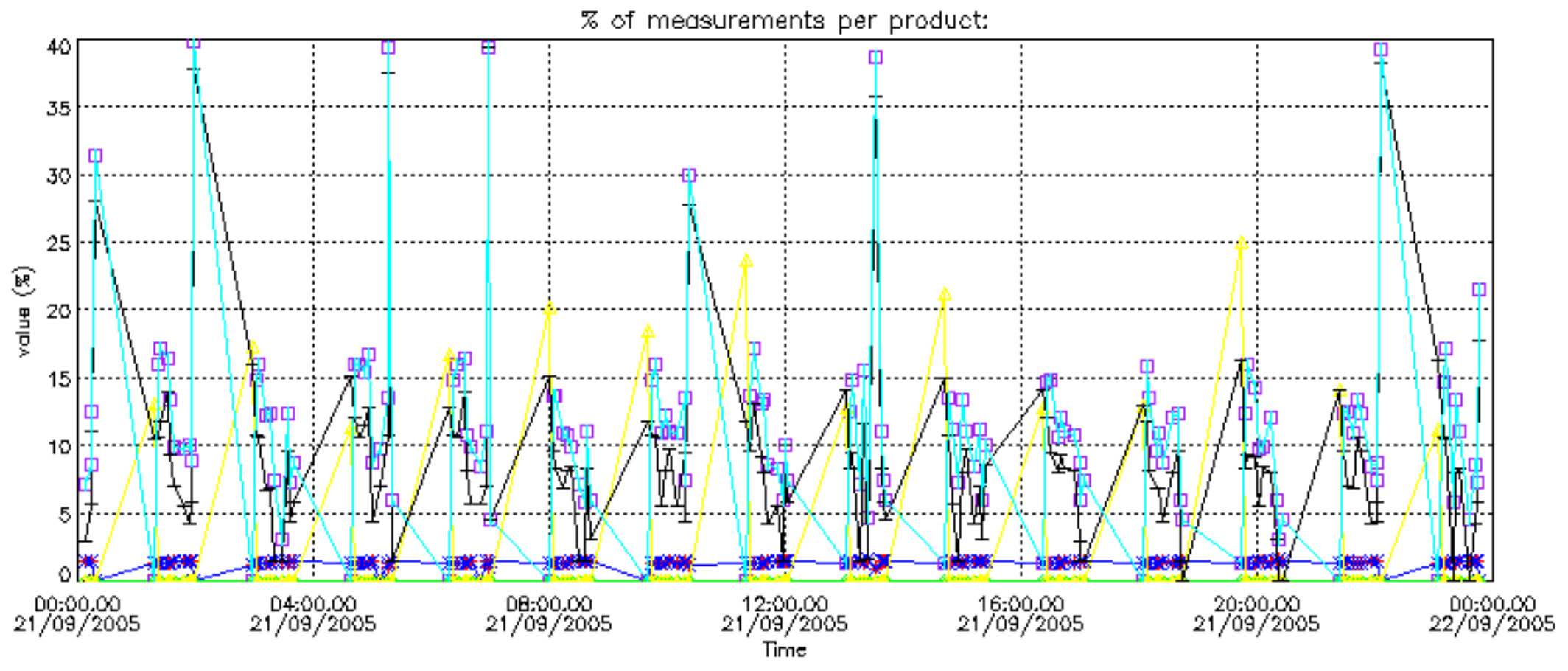
Percentage of flagged data per NO2 profile



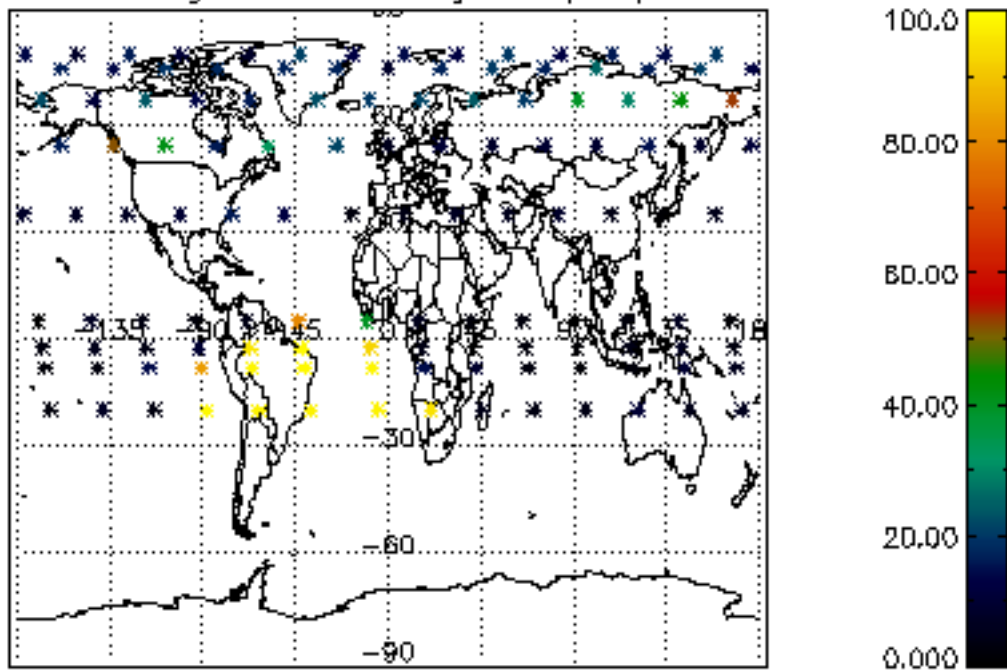
Percentage of flagged data per NO3 profile



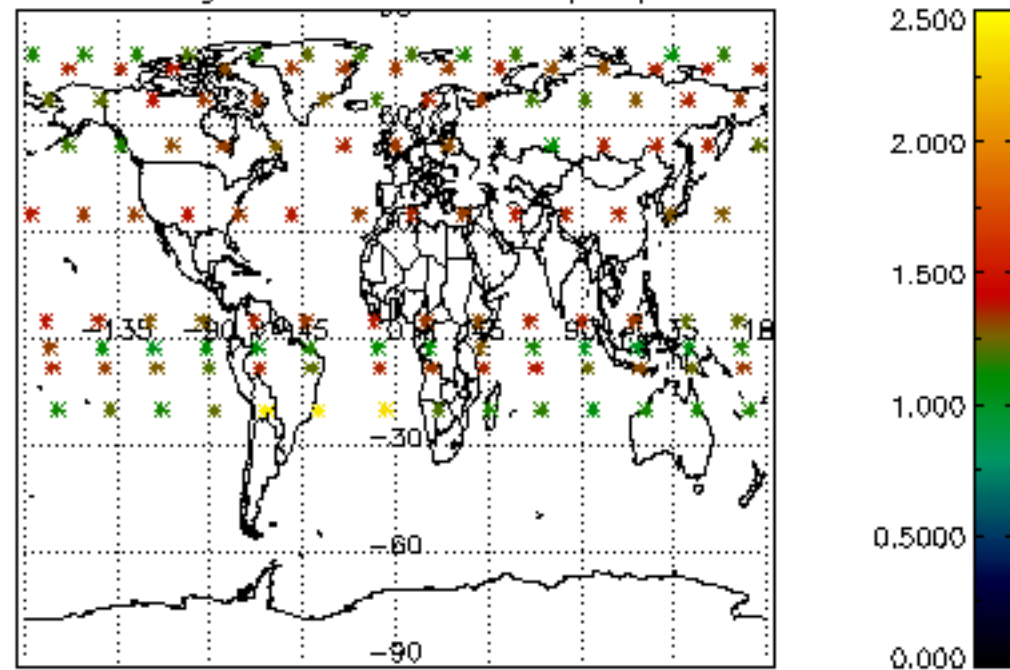




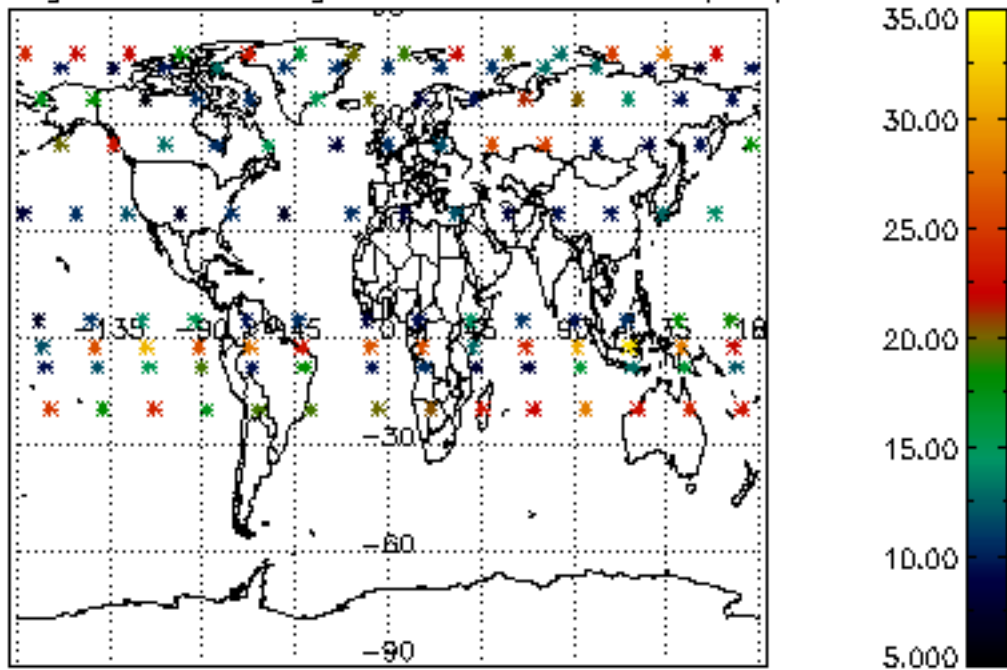
Percentage of cosmic ray hits per profile



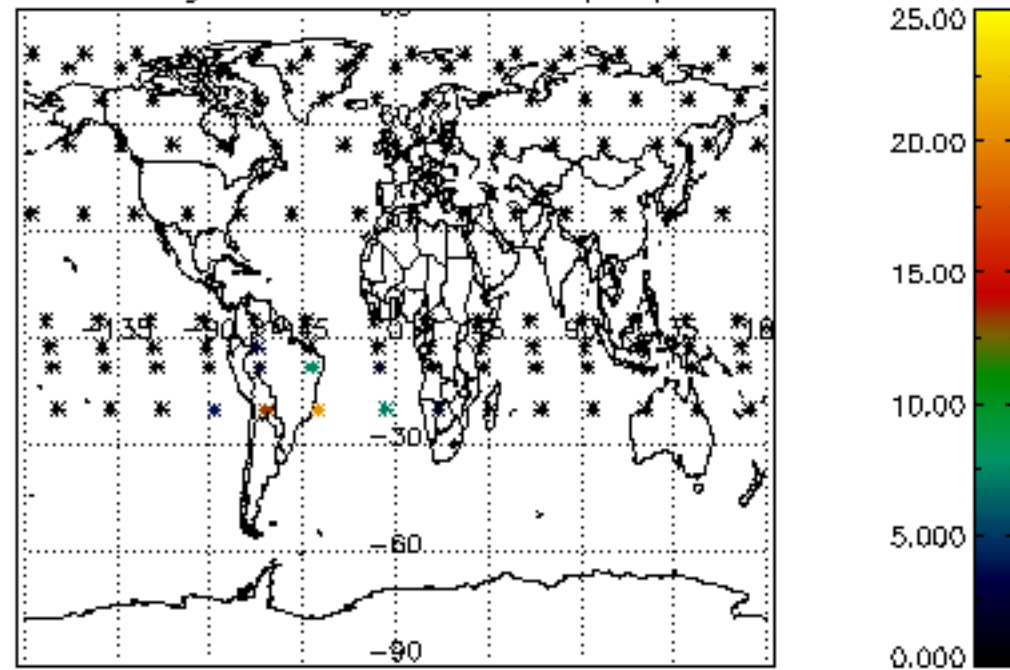
Percentage of datation errors per profile



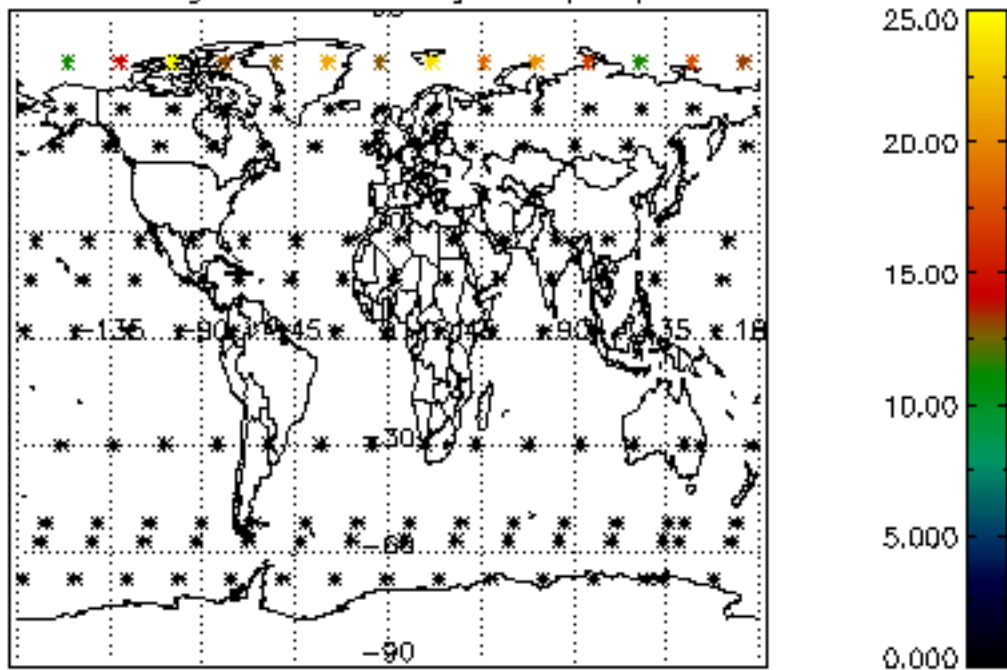
Percentage of star falling outside central band per profile



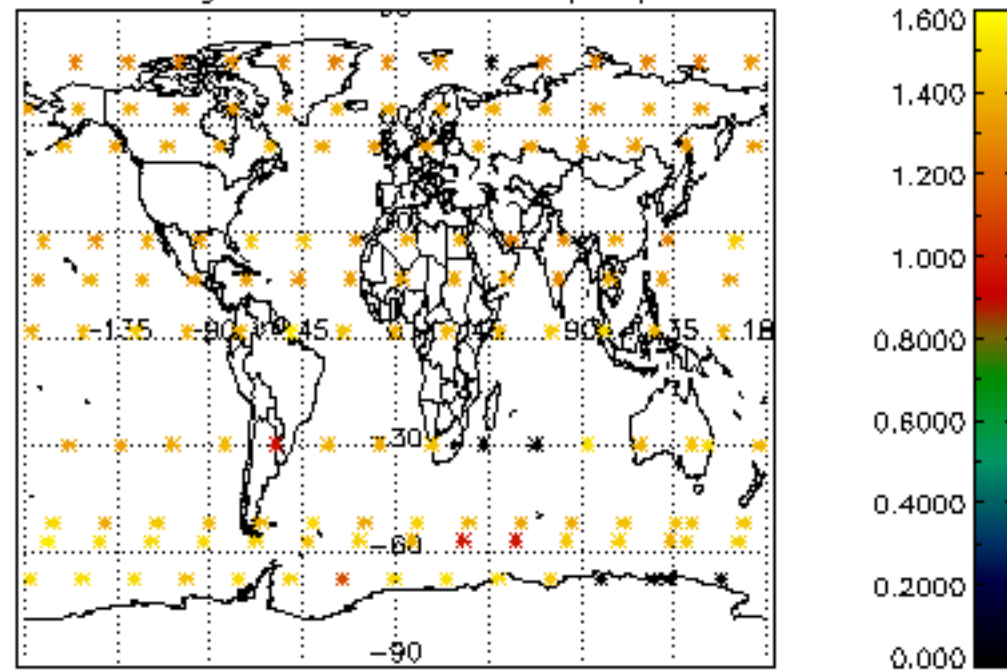
Percentage of saturation errors per profile



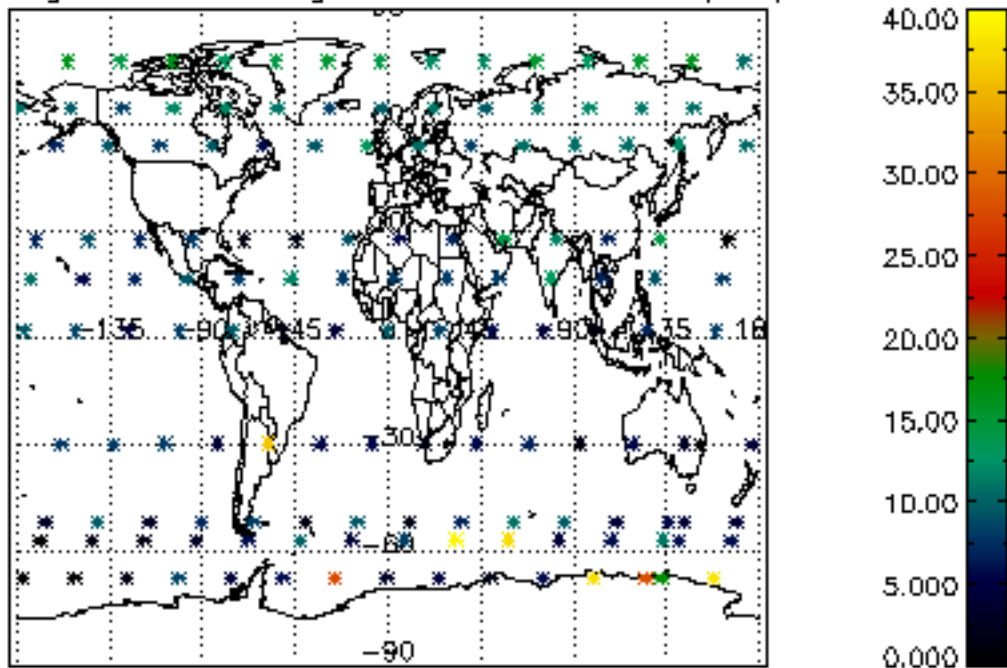
Percentage of cosmic ray hits per profile



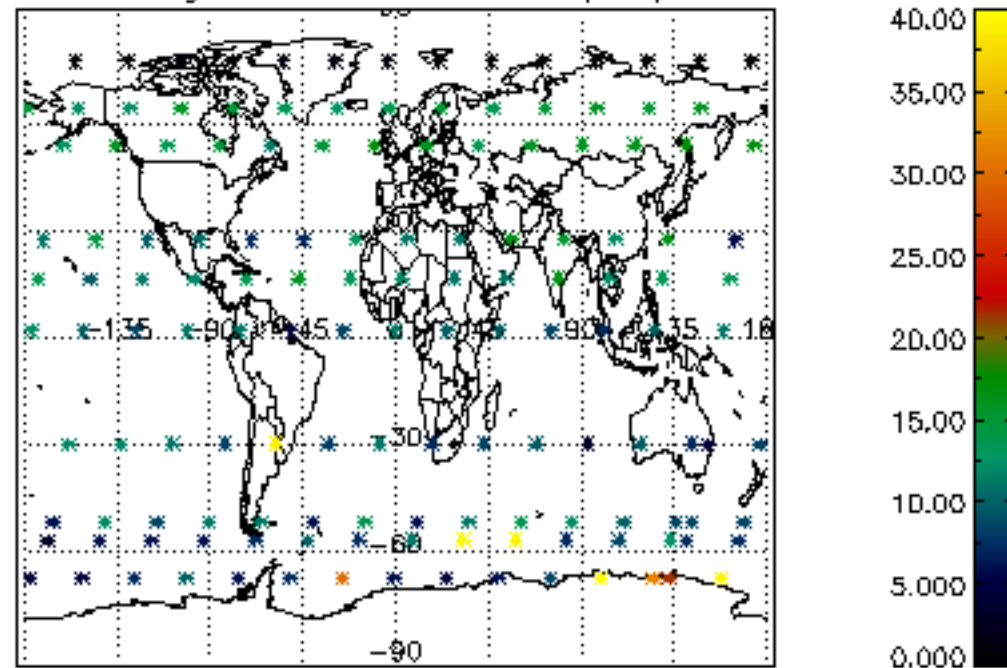
Percentage of datation errors per profile

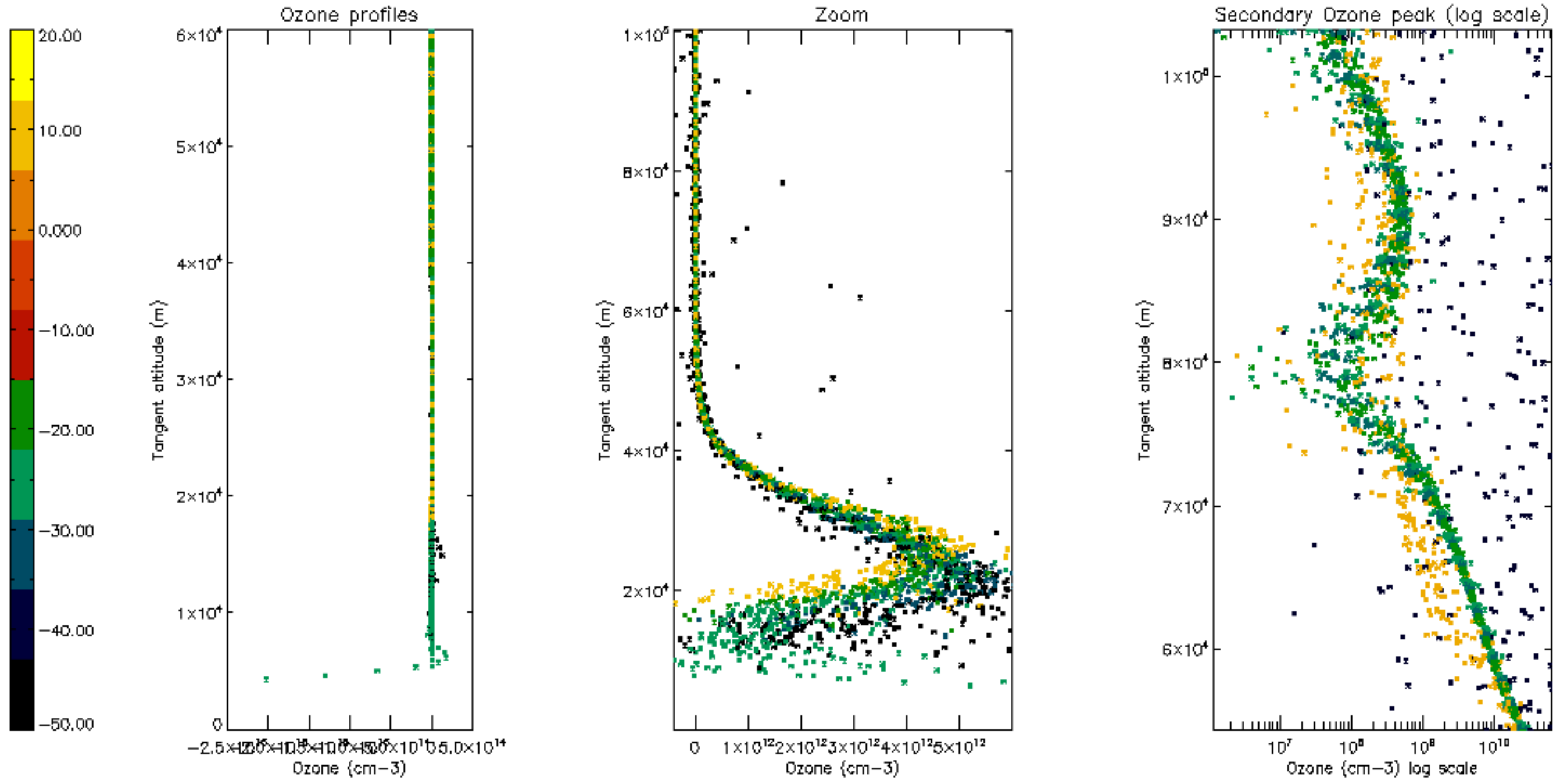


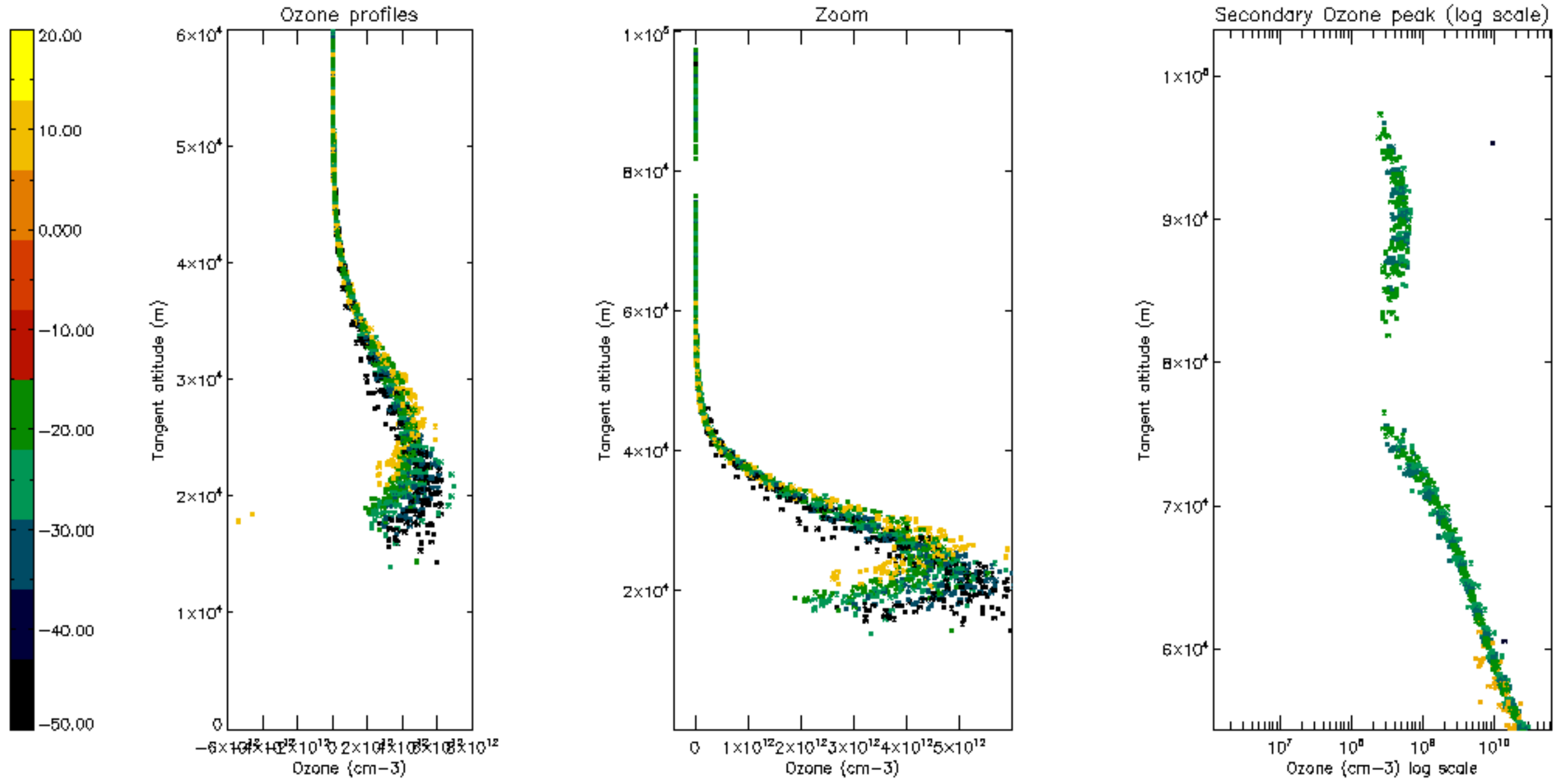
Percentage of star falling outside central band per profile

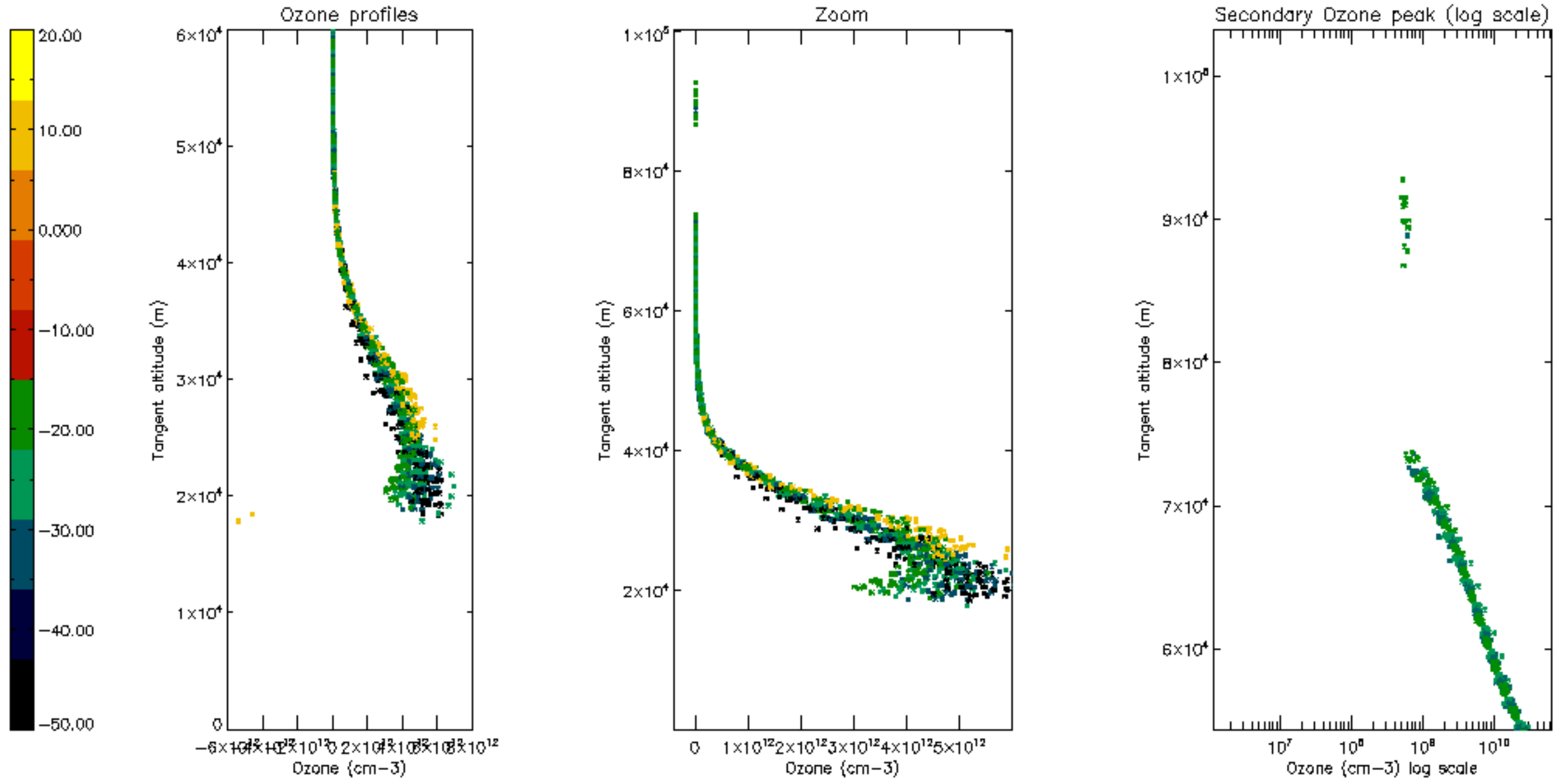


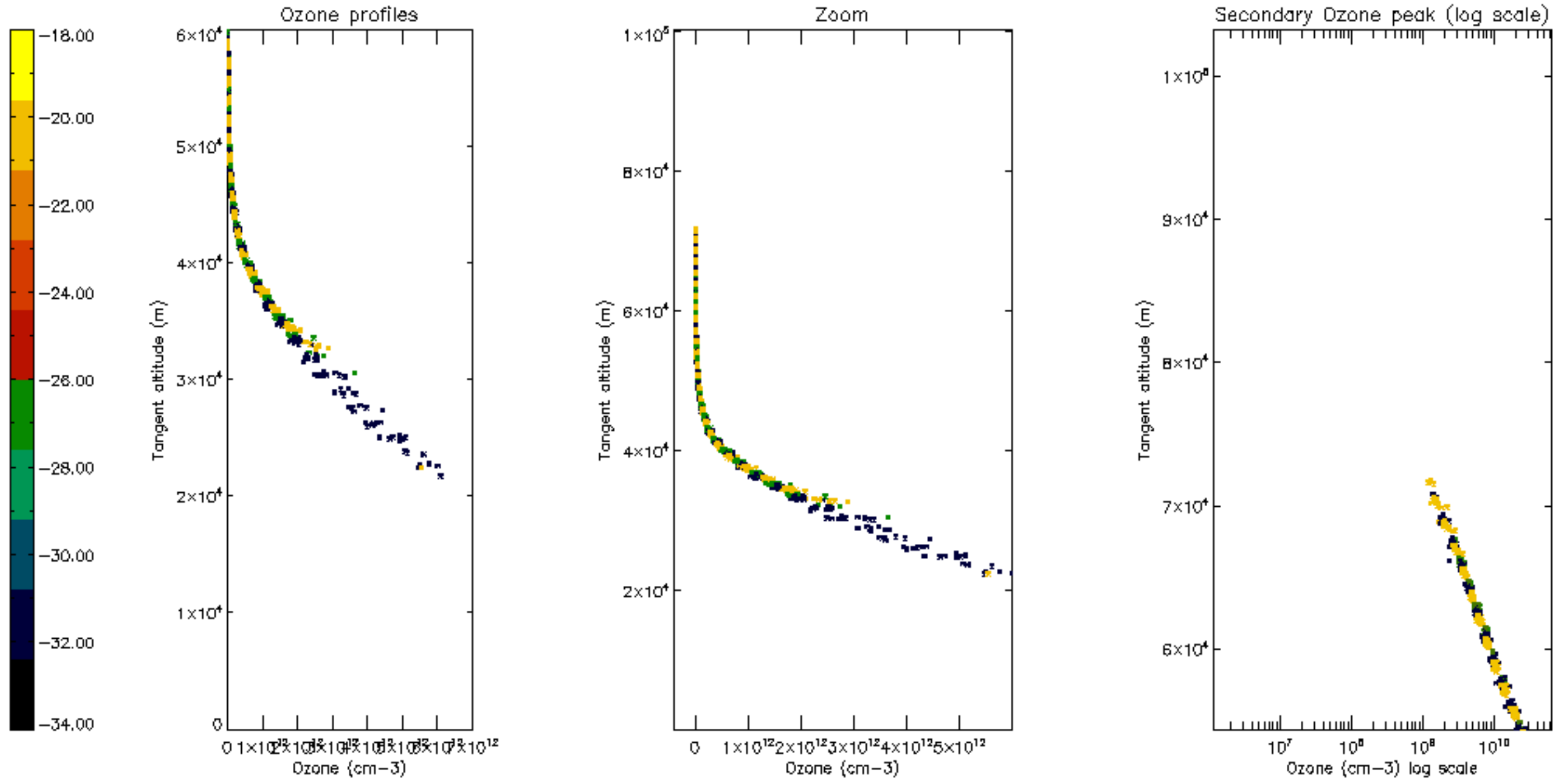
Percentage of saturation errors per profile

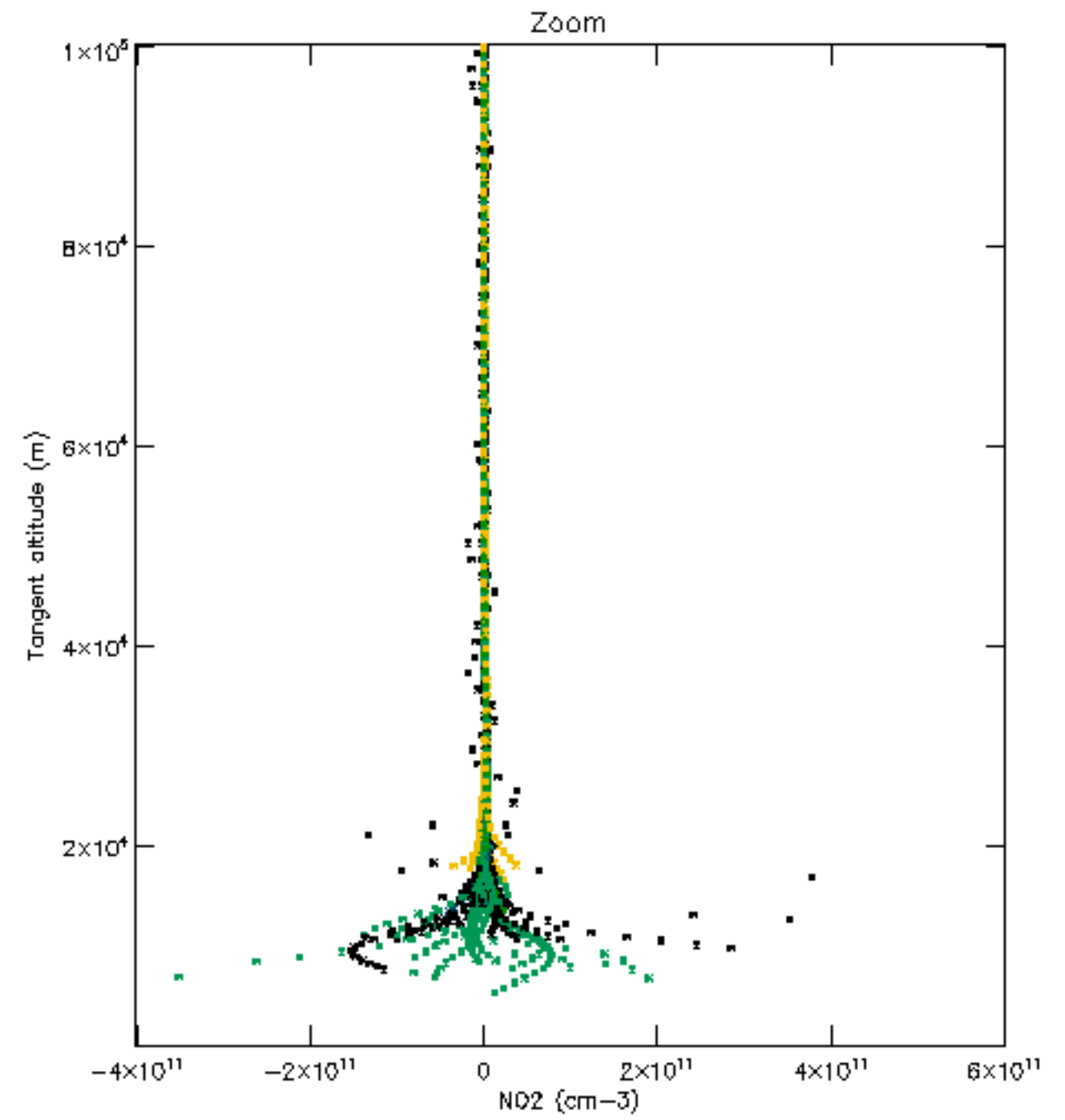
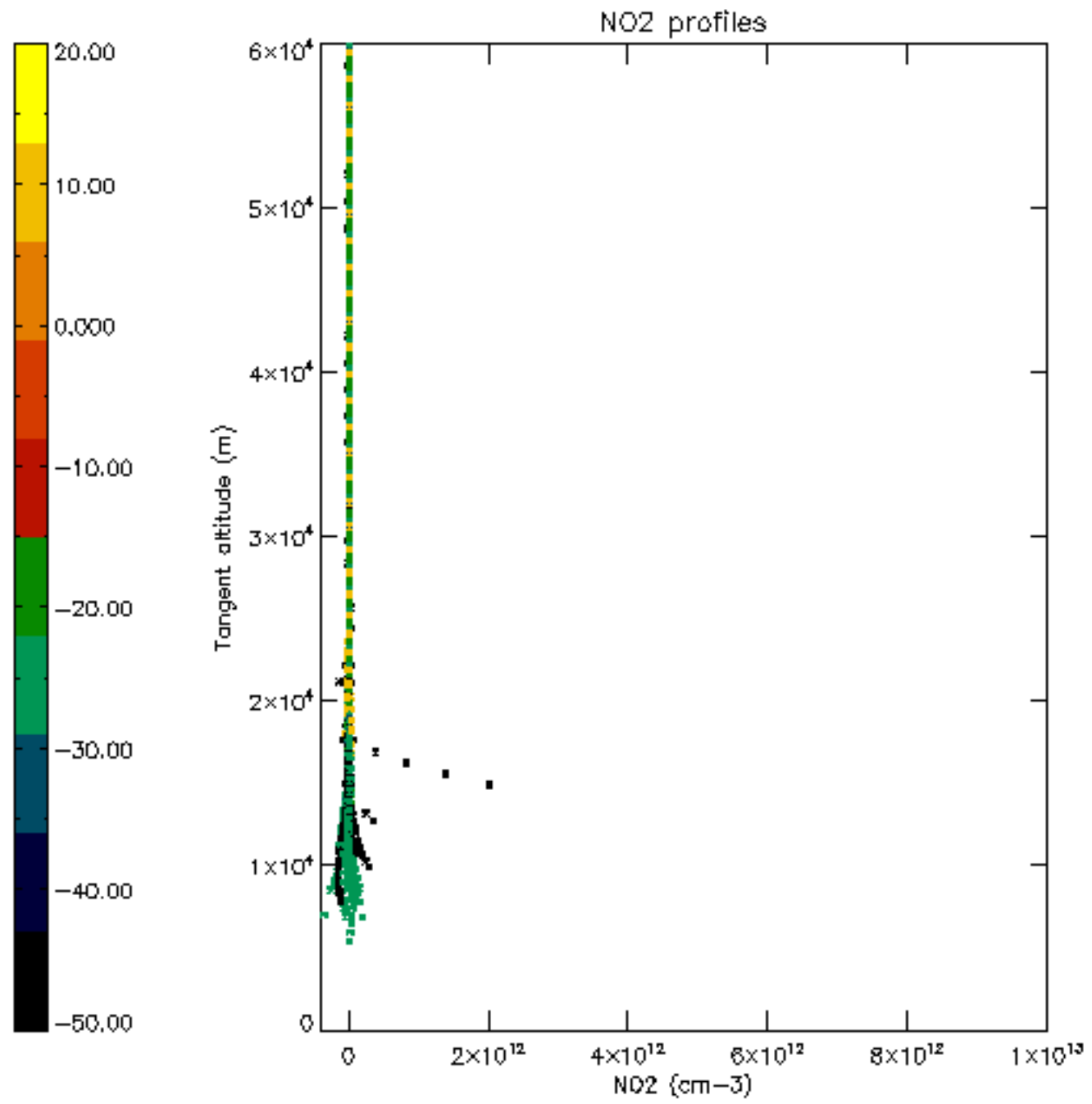


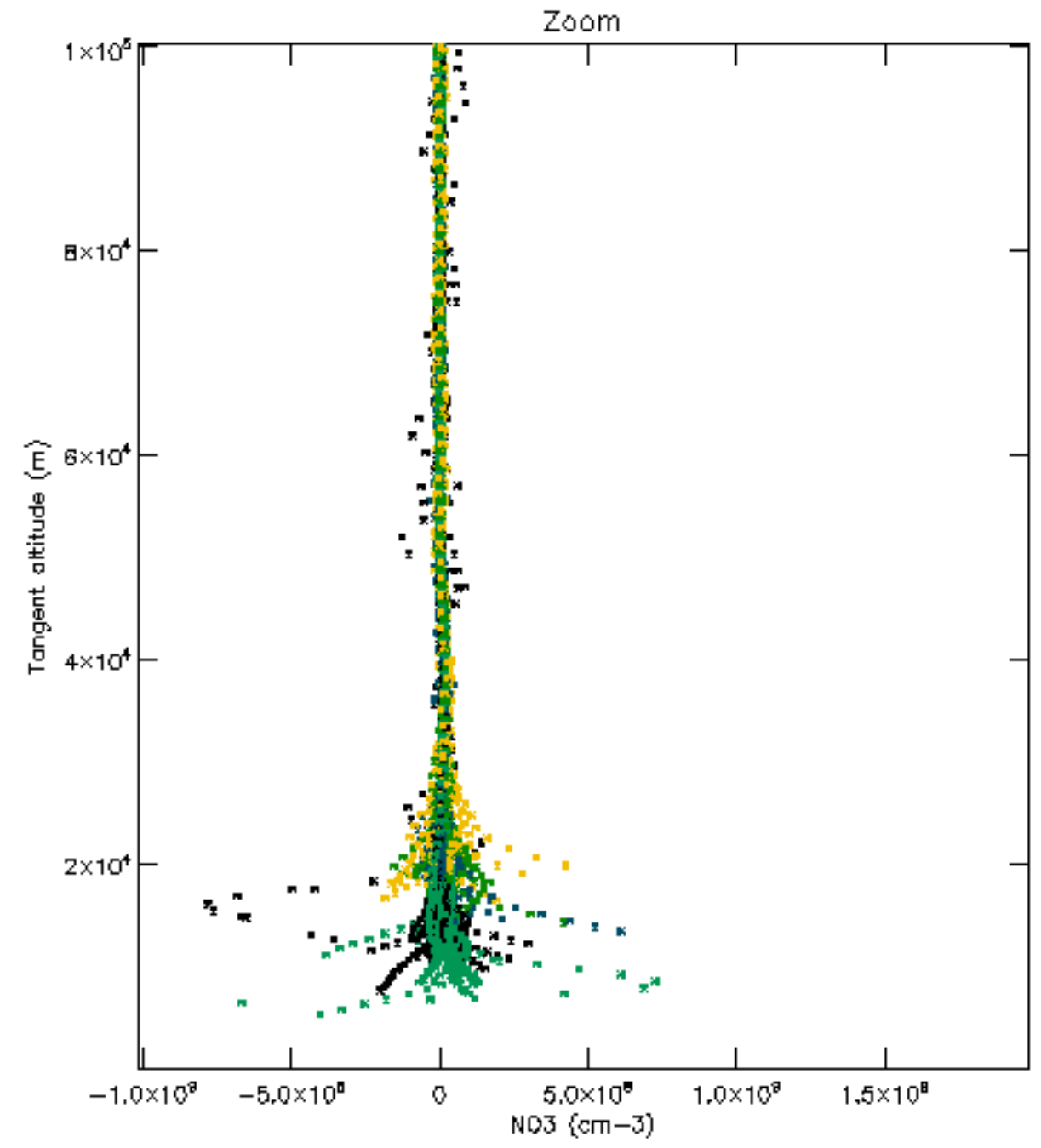
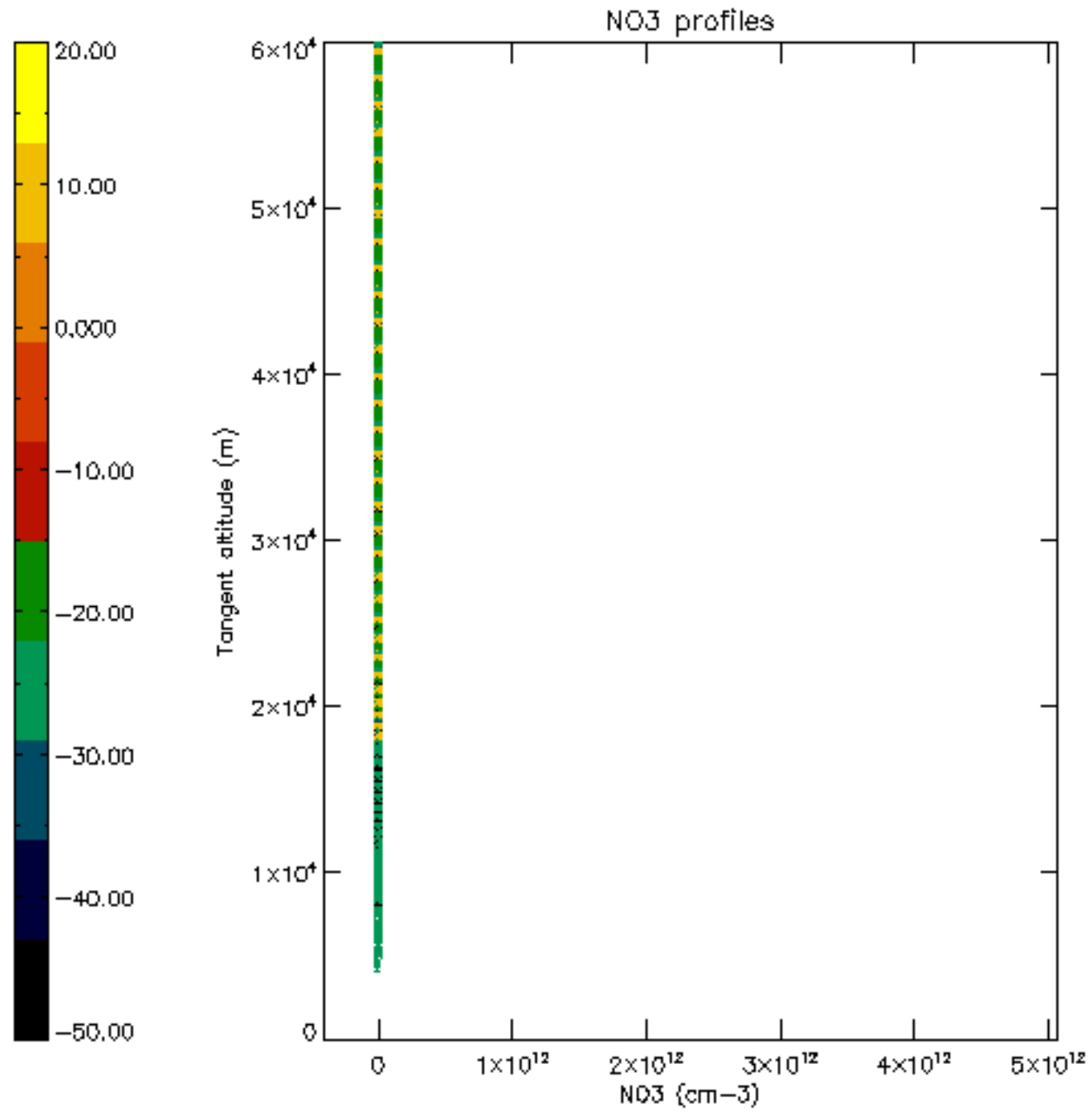


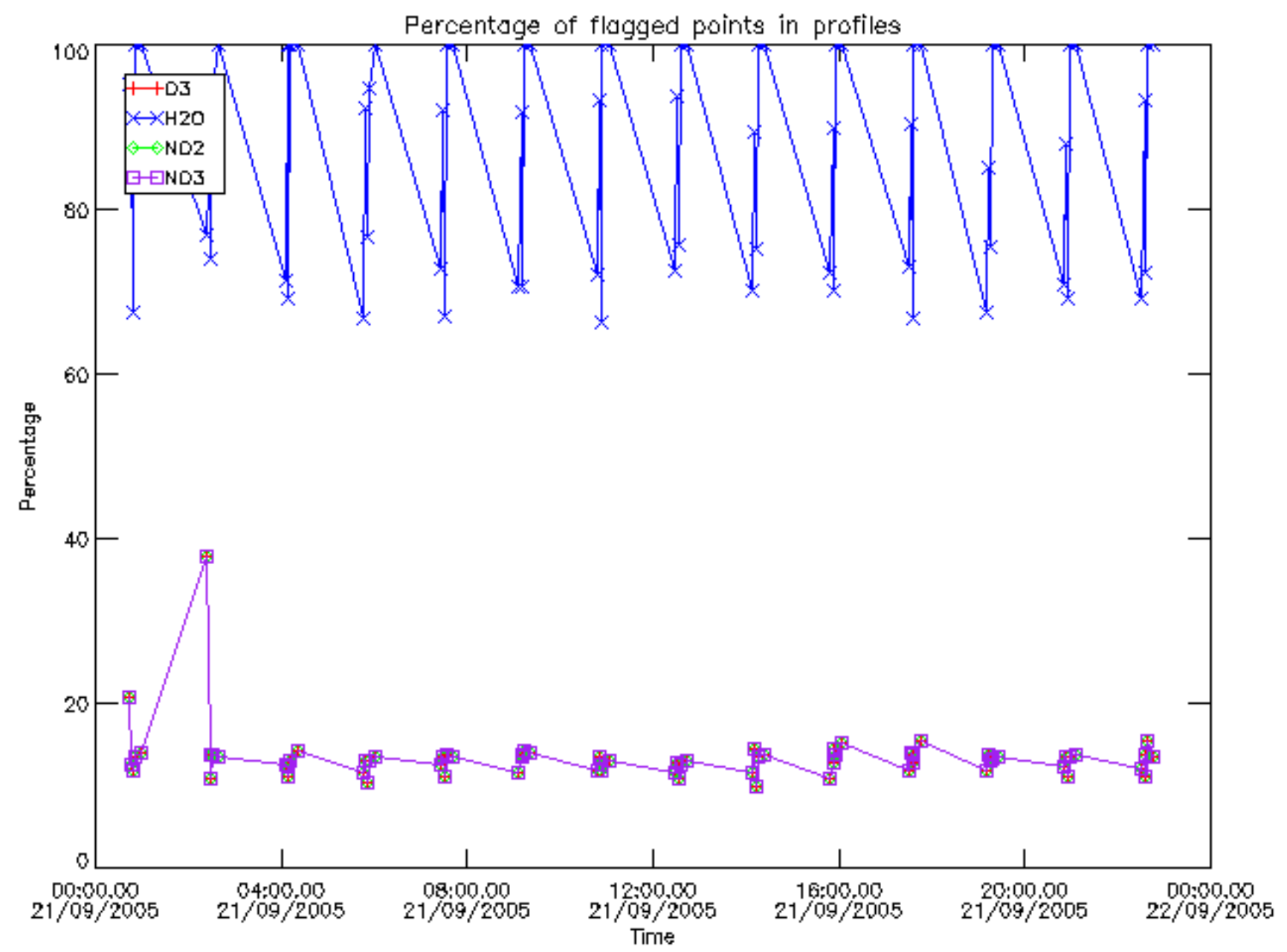




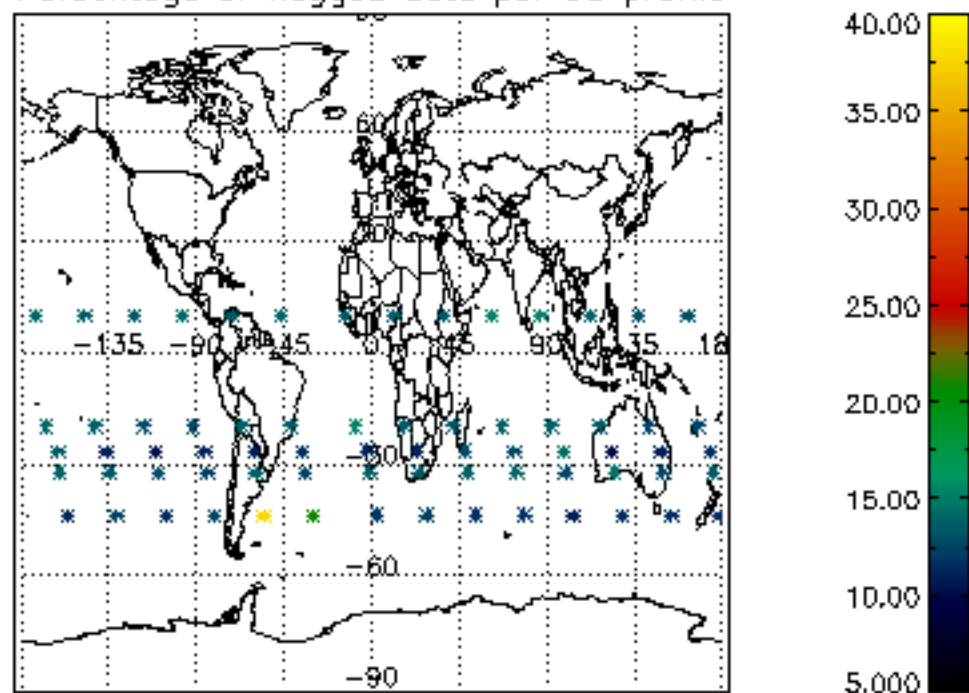




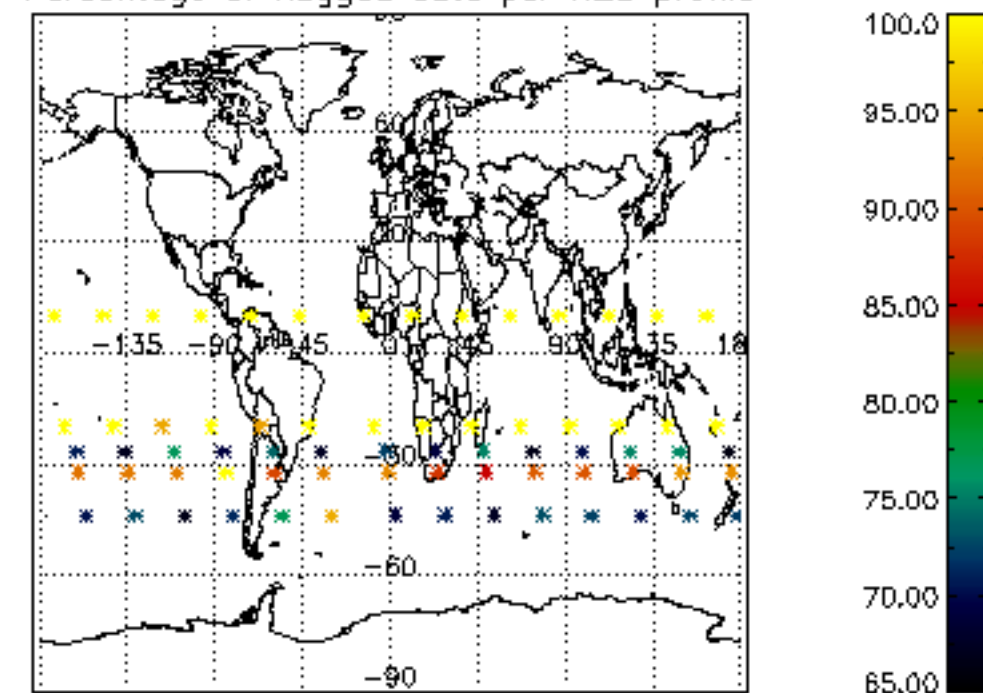




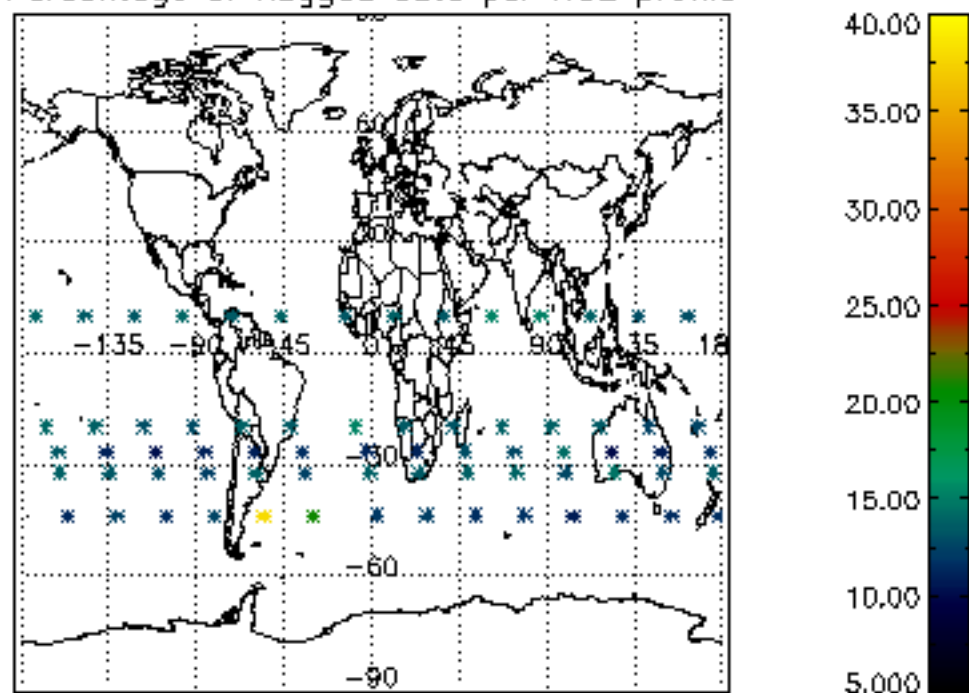
Percentage of flagged data per D3 profile



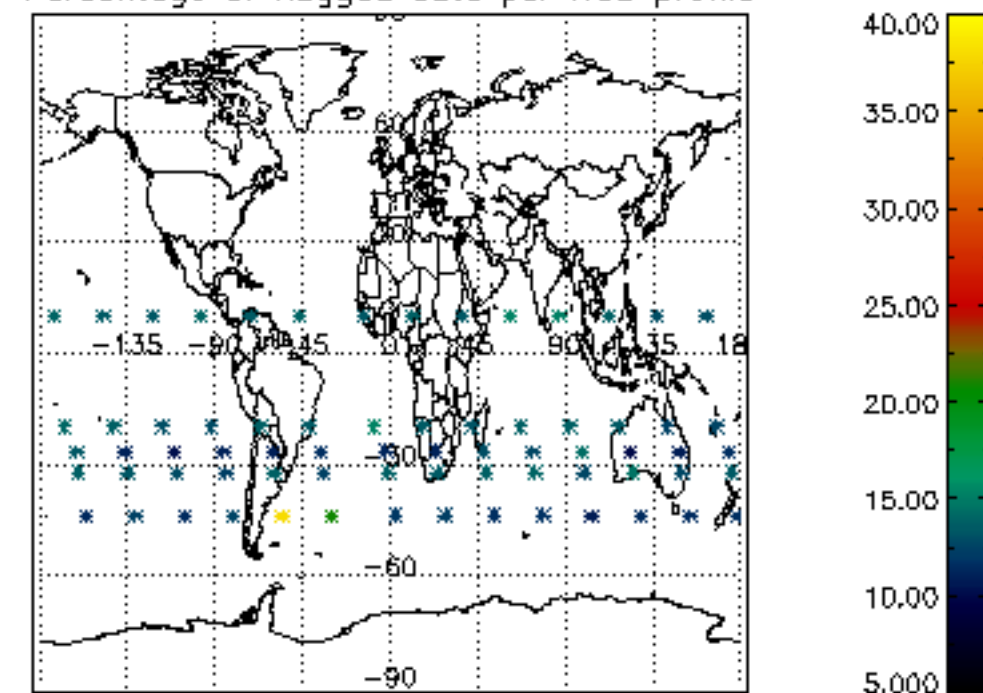
Percentage of flagged data per H2O profile

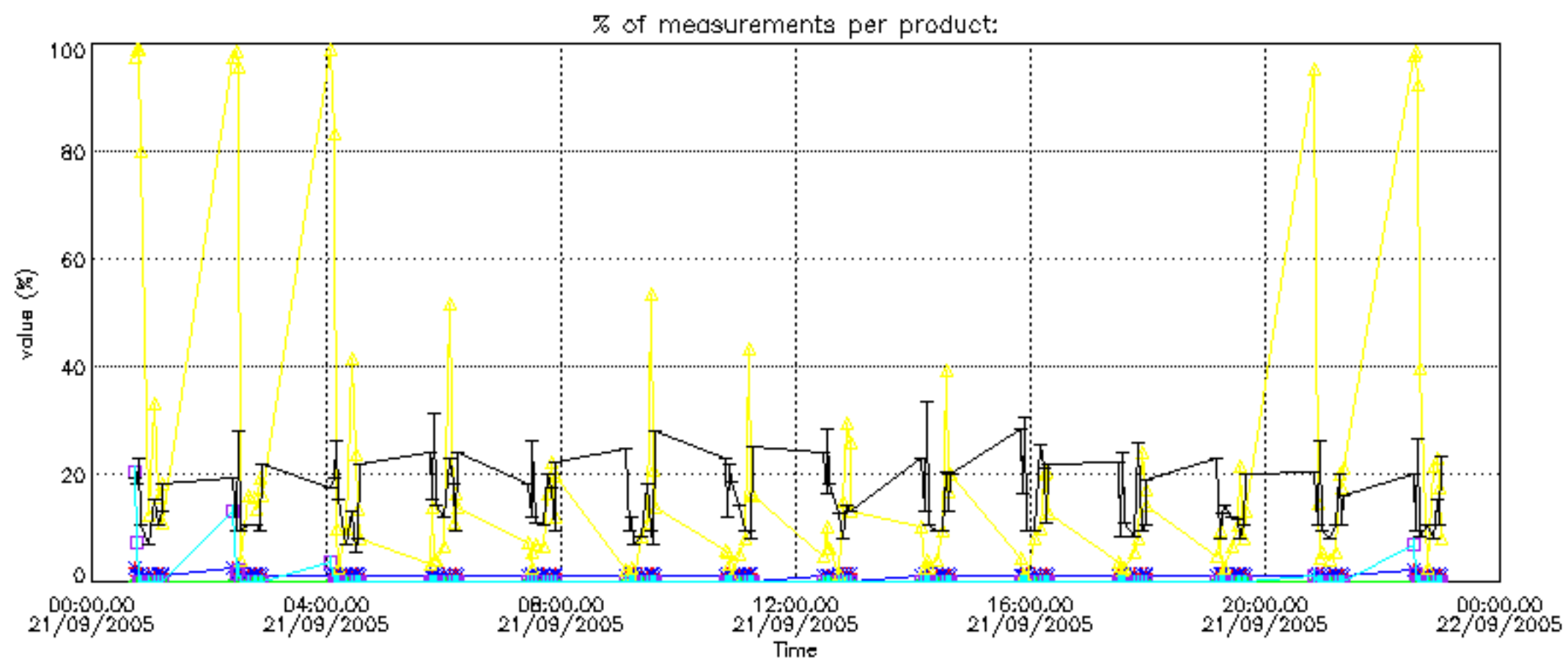
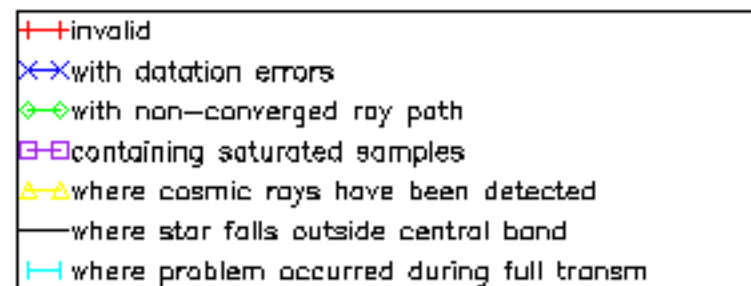


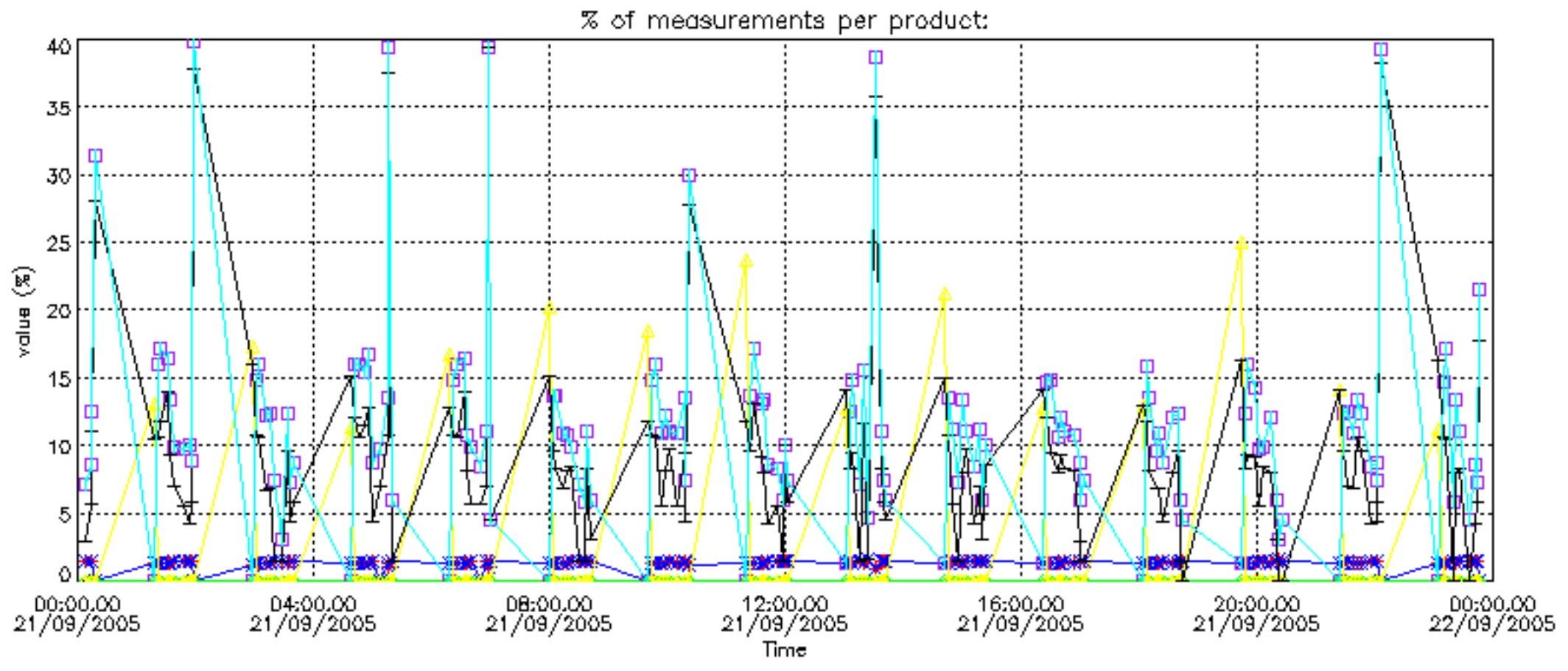
Percentage of flagged data per NO2 profile



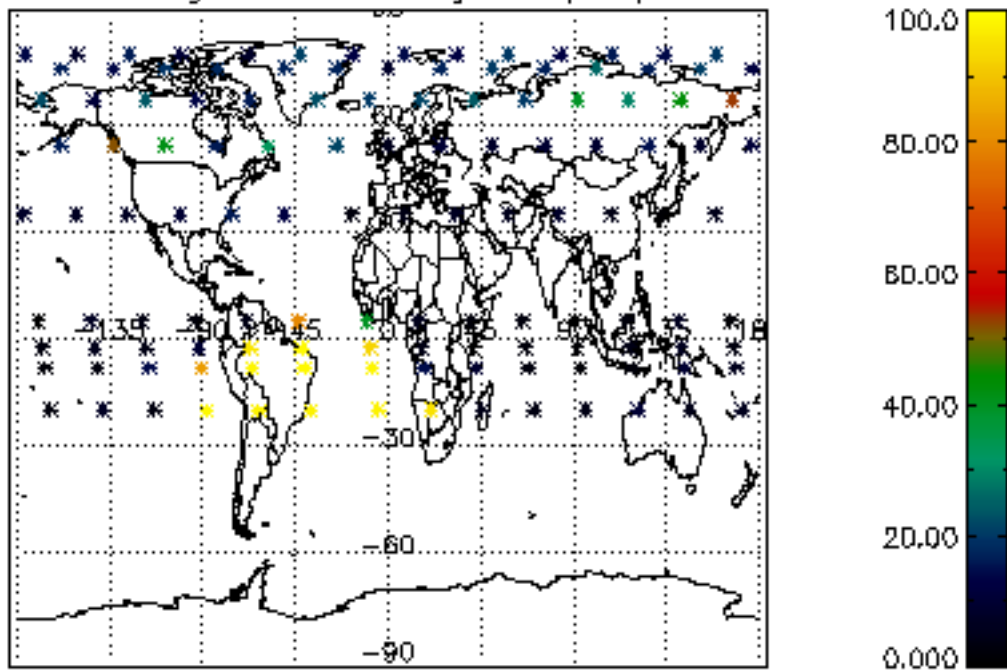
Percentage of flagged data per NO3 profile



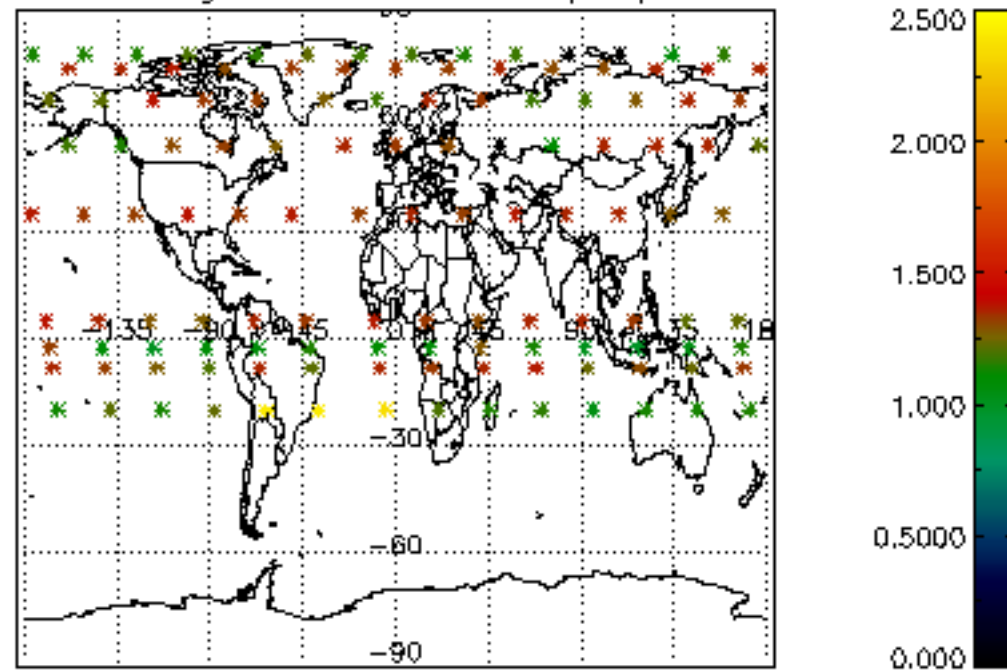




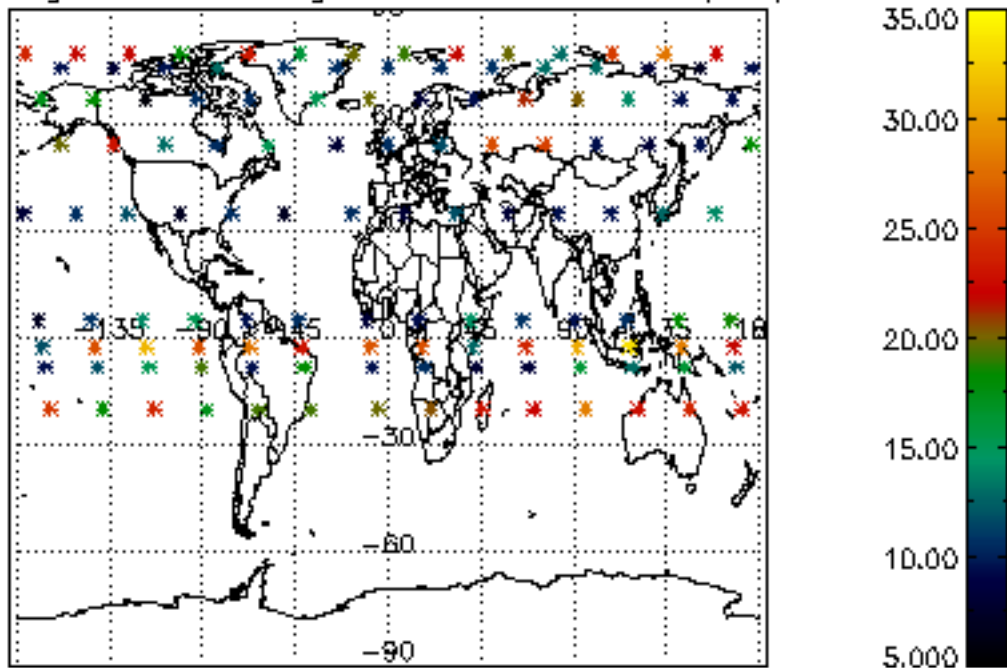
Percentage of cosmic ray hits per profile



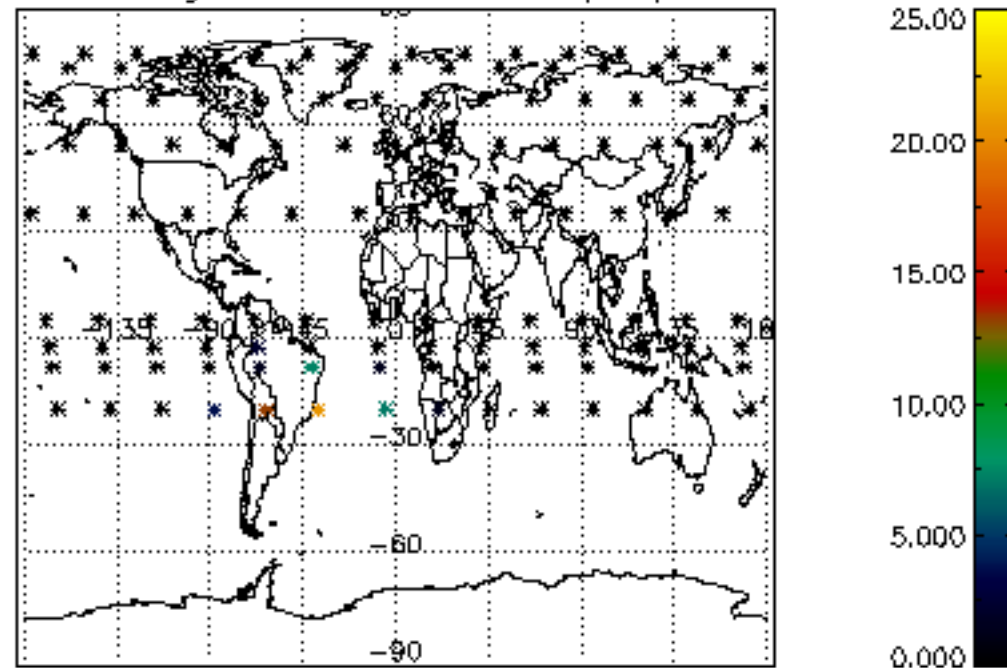
Percentage of datation errors per profile



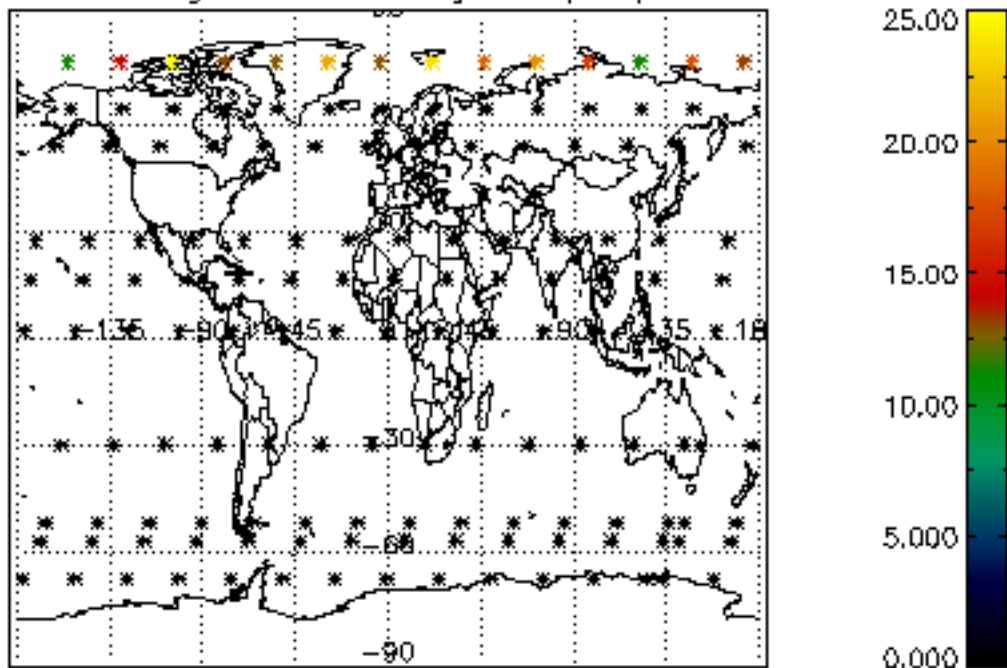
Percentage of star falling outside central band per profile



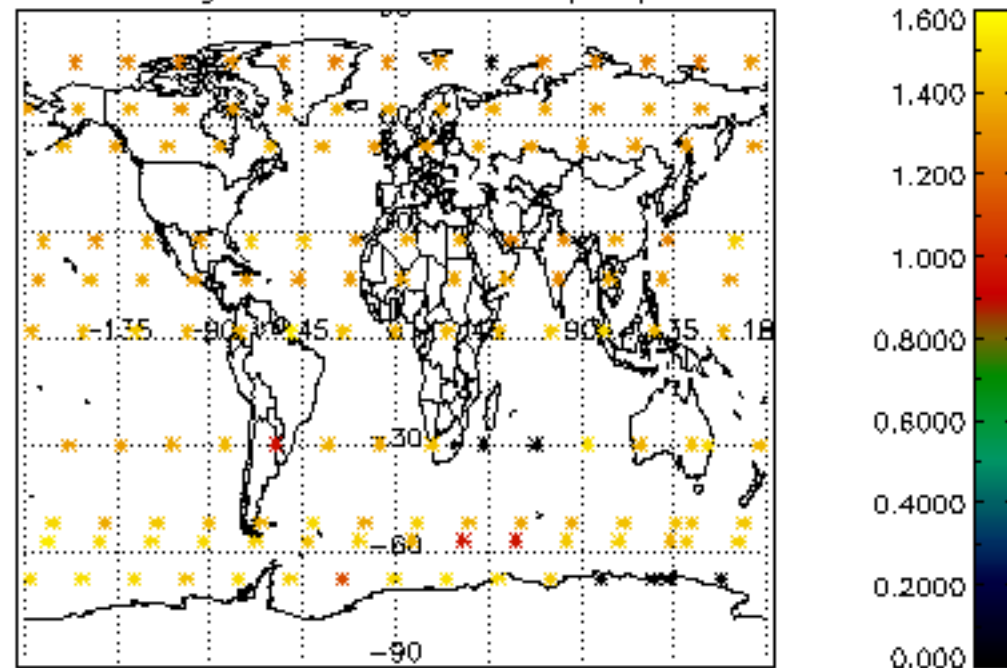
Percentage of saturation errors per profile



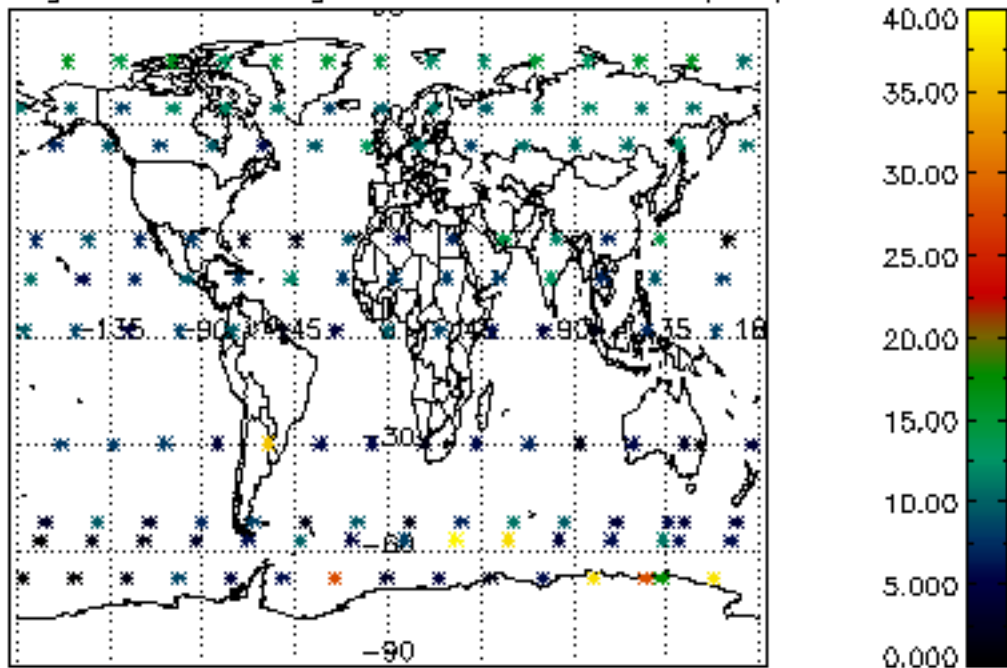
Percentage of cosmic ray hits per profile



Percentage of datation errors per profile



Percentage of star falling outside central band per profile



Percentage of saturation errors per profile

