

# GOMOS Level 2 Daily Report

## SUMMARY

### [1. General Info](#)

### [2. Summary of processed GOM\\_NL\\_2P products](#)

### [3. Level 2 Quality information per product](#)

#### [3.1 Plot of level 2 quality information per product \(time dependant\)](#)

#### [3.2 Plot of level 2 quality information per product \(world map\)](#)

### [4. Level 1 Quality information per product \(stored on level 2 products\)](#)

#### [4.1 Plot of level 1 quality information per product \(time dependant\)](#)

##### [4.1.1 Plot of level 1 quality information per product \(time dependant\): ASCENDING](#)

##### [4.1.2 Plot of level 1 quality information per product \(time dependant\): DESCENDING](#)

#### [4.2 Plot of level 1 quality information per product \(world map\)](#)

##### [4.2.1 Plot of level 1 quality information per product \(world map\): ASCENDING](#)

##### [4.2.2 Plot of level 1 quality information per product \(world map\): DESCENDING](#)

### [5. Ozone profiles based on quality statistics and other trace gas profiles](#)

#### [5.1 Ozone statistics based on quality of products](#)

#### [5.2 Plot ozone profiles for all STD \(dark without errors\)](#)

#### [5.3 Plot ozone profiles where STD < 20% \(dark without errors\)](#)

#### [5.4. Plot ozone profiles where STD < 10% \(dark without errors\)](#)

#### [5.5. Plot ozone profiles where STD < 5% \(dark without errors\)](#)

#### [5.6 Plot NO2 profiles for all STD \(dark without errors\)](#)

#### [5.7 Plot NO3 profiles for all STD \(dark without errors\)](#)

#### [5.8 Plot H2O profiles \(only for occultations of stars 1,2,3,4,13,14,16,26,63 dark without errors\) for all STD](#)

### [6. Auxiliary Data Files used for the production reported in section 2](#)

This report presents the daily analysis on parameters extracted from GOMOS level 2 data (GOM\_NL\_\_2P). It is intended to monitor some important parameters that will impact the quality of these products. A list of level 2 products (and content) that have arrived during the reporting day to the PCF is also given.

Item	Value
Time of report generation	18APR2013 11:04:33
Data source version	GOMOS/6.01
Start time of products	20-09-2005 (20SEP2005 00:00:00)
Stop time of products	21-09-2005 (21SEP2005 00:00:00)
Store outputs in DB	Yes
Nb of level 2 prods	274
Nb of prods with errors	0

## 2. Summary of processed GOM\_NL\_\_2P products.

Nr	Filename	UTC Start time	Limb	Duration	Star Id	Star Name	Star Mag	Star Temp	Nb Meas	Orbit	Prod. error
1	GOM_NL__2PRFIN20050920_000201_000000372041_00002_18593_6921.N1	20-SEP-2005 00:02:01	Straylight	37.000	172	Gam Gru	3.0030	13100.	74	18593	No
2	GOM_NL__2PRFIN20050920_000329_00000022041_00002_18593_6922.N1	20-SEP-2005 00:03:29	Straylight	2.0000	18	24Alp PsA	1.1660	9700.0	4	18593	No
3	GOM_NL__2PRFIN20050920_000759_000000422041_00002_18593_6923.N1	20-SEP-2005 00:07:59	Twilight_and_stray	41.500	142	49Del Cap	2.8500	8900.0	83	18593	No
4	GOM_NL__2PRFIN20050920_001210_000000382041_00002_18593_6924.N1	20-SEP-2005 00:12:10	Bright	37.500	162	34Alp Aqr	2.9440	5350.0	75	18593	No
5	GOM_NL__2PRFIN20050920_001512_000000372041_00002_18593_6925.N1	20-SEP-2005 00:15:12	Bright	37.000	61	8Eps Peg	2.1000	3900.0	74	18593	No
6	GOM_NL__2PRFIN20050920_002239_000000372041_00002_18593_6926.N1	20-SEP-2005 00:22:39	Bright	37.000	92	53Eps Cyg	2.5000	4500.0	74	18593	No
7	GOM_NL__2PRFIN20050920_002450_000000352041_00002_18593_6927.N1	20-SEP-2005 00:24:50	Bright	34.500	66	37Gam Cyg	2.2080	5900.0	69	18593	No
8	GOM_NL__2PRFIN20050920_002953_000000362041_00002_18593_6928.N1	20-SEP-2005 00:29:53	Bright	35.500	89	5Alp Cep	2.4510	8000.0	71	18593	No
9	GOM_NL__2PRFIN20050920_003843_000000342041_00002_18593_6929.N1	20-SEP-2005 00:38:43	Bright	33.500	60	7Bet UMi	2.0810	3950.0	67	18593	No
10	GOM_NL__2PRFIN20050920_004459_000000372041_00002_18593_6930.N1	20-SEP-2005 00:44:59	Bright	36.500	36	50Alp UMa	1.8000	6300.0	73	18593	No
11	GOM_NL__2PRFIN20050920_004627_000000352041_00002_18593_6931.N1	20-SEP-2005 00:46:27	Bright	35.000	82	48Bet UMa	2.3650	10600.	70	18593	No
12	GOM_NL__2PRFIN20050920_004934_000000332041_00002_18593_6932.N1	20-SEP-2005 00:49:34	Bright	32.500	174	52Psi UMa	3.0040	4400.0	65	18593	No
13	GOM_NL__2PRFIN20050920_011511_000000442041_00002_18593_6933.N1	20-SEP-2005 01:15:11	Dark	44.000	65	Lam Vel	2.2040	4400.0	88	18593	No
14	GOM_NL__2PRFIN20050920_011830_000000392041_00002_18593_6934.N1	20-SEP-2005 01:18:30	Dark	39.000	46	Del Vel	1.9540	10600.	78	18593	No
15	GOM_NL__2PRFIN20050920_012003_000000452041_00002_18593_6935.N1	20-SEP-2005 01:20:03	Dark	44.500	41	Eps Car	1.8600	4100.0	89	18593	No
16	GOM_NL__2PRFIN20050920_012214_000000372041_00003_18594_6662.N1	20-SEP-2005 01:22:14	Dark	36.500	29	Bet Car	1.6720	10200.	73	18594	No
17	GOM_NL__2PRFIN20050920_013034_000000402041_00003_18594_6663.N1	20-SEP-2005 01:30:34	Dark	39.500	135	Bet Hyi	2.8200	5800.0	79	18594	No
18	GOM_NL__2PRFIN20050920_013604_000000402041_00003_18594_6664.N1	20-SEP-2005 01:36:04	Straylight	40.000	148	Alp Tuc	2.8780	4100.0	80	18594	No
19	GOM_NL__2PRFIN20050920_013949_000000422041_00003_18594_6665.N1	20-SEP-2005 01:39:49	Straylight	41.500	31	Alp Gru	1.7340	15200.	83	18594	No
20	GOM_NL__2PRFIN20050920_014237_000000362041_00003_18594_6666.N1	20-SEP-2005 01:42:37	Straylight	35.500	172	Gam Gru	3.0030	13100.	71	18594	No
21	GOM_NL__2PRFIN20050920_014405_000000162041_00003_18594_6667.N1	20-SEP-2005 01:44:05	Straylight	16.000	18	24Alp PsA	1.1660	9700.0	32	18594	No
22	GOM_NL__2PRFIN20050920_014835_000000402041_00003_18594_6668.N1	20-SEP-2005 01:48:35	Twilight_and_stray	39.500	142	49Del Cap	2.8500	8900.0	79	18594	No
23	GOM_NL__2PRFIN20050920_015246_000000372041_00003_18594_6669.N1	20-SEP-2005 01:52:46	Bright	37.000	162	34Alp Aqr	2.9440	5350.0	74	18594	No
24	GOM_NL__2PRFIN20050920_015548_000000522041_00003_18594_6670.N1	20-SEP-2005 01:55:48	Bright	52.000	61	8Eps Peg	2.1000	3900.0	104	18594	No
25	GOM_NL__2PRFIN20050920_020316_000000372041_00003_18594_6671.N1	20-SEP-2005 02:03:16	Bright	36.500	92	53Eps Cyg	2.5000	4500.0	73	18594	No
26	GOM_NL__2PRFIN20050920_020527_000000402041_00003_18594_6672.N1	20-SEP-2005 02:05:27	Bright	39.500	66	37Gam Cyg	2.2080	5900.0	79	18594	No
27	GOM_NL__2PRFIN20050920_021029_000000362041_00003_18594_6673.N1	20-SEP-2005 02:10:29	Bright	35.500	89	5Alp Cep	2.4510	8000.0	71	18594	No
28	GOM_NL__2PRFIN20050920_021919_000000372041_00003_18594_6674.N1	20-SEP-2005 02:19:19	Bright	37.000	60	7Bet UMi	2.0810	3950.0	74	18594	No
29	GOM_NL__2PRFIN20050920_022535_000000352041_00003_18594_6675.N1	20-SEP-2005 02:25:35	Bright	35.000	36	50Alp UMa	1.8000	6300.0	70	18594	No
30	GOM_NL__2PRFIN20050920_022703_000000392041_00003_18594_6676.N1	20-SEP-2005 02:27:03	Bright	39.000	82	48Bet UMa	2.3650	10600.	78	18594	No
31	GOM_NL__2PRFIN20050920_023010_000000342041_00003_18594_6677.N1	20-SEP-2005 02:30:10	Bright	34.000	174	52Psi UMa	3.0040	4400.0	68	18594	No
32	GOM_NL__2PRFIN20050920_025547_000000422041_00003_18594_6678.N1	20-SEP-2005 02:55:47	Dark	42.000	65	Lam Vel	2.2040	4400.0	84	18594	No
33	GOM_NL__2PRFIN20050920_025906_000000402041_00003_18594_6679.N1	20-SEP-2005 02:59:06	Dark	40.000	46	Del Vel	1.9540	10600.	80	18594	No
34	GOM_NL__2PRFIN20050920_030039_000000432041_00003_18594_6680.N1	20-SEP-2005 03:00:39	Dark	42.500	41	Eps Car	1.8600	4100.0	85	18594	No
35	GOM_NL__2PRFIN20050920_030250_000000372041_00004_18595_6662.N1	20-SEP-2005 03:02:50	Dark	36.500	29	Bet Car	1.6720	10200.	73	18595	No
36	GOM_NL__2PRFIN20050920_031110_000000382041_00004_18595_6663.N1	20-SEP-2005 03:11:10	Dark	37.500	135	Bet Hyi	2.8200	5800.0	75	18595	No
37	GOM_NL__2PRFIN20050920_031640_000000462041_00004_18595_6664.N1	20-SEP-2005 03:16:40	Straylight	45.500	148	Alp Tuc	2.8780	4100.0	91	18595	No
38	GOM_NL__2PRFIN20050920_032025_000000382041_00004_18595_6665.N1	20-SEP-2005 03:20:25	Straylight	37.500	31	Alp Gru	1.7340	15200.	75	18595	No
39	GOM_NL__2PRFIN20050920_032313_000000372041_00004_18595_6666.N1	20-SEP-2005 03:23:13	Straylight	37.000	172	Gam Gru	3.0030	13100.	74	18595	No
40	GOM_NL__2PRFIN20050920_032441_000000162041_00004_18595_6667.N1	20-SEP-2005 03:24:41	Straylight	16.000	18	24Alp PsA	1.1660	9700.0	32	18595	No
41	GOM_NL__2PRFIN20050920_032911_000000402041_00004_18595_6668.N1	20-SEP-2005 03:29:11	Twilight_and_stray	39.500	142	49Del Cap	2.8500	8900.0	79	18595	No
42	GOM_NL__2PRFIN20050920_033322_000000372041_00004_18595_6669.N1	20-SEP-2005 03:33:22	Bright	36.500	162	34Alp Aqr	2.9440	5350.0	73	18595	No

43	GOM_NL__2PRFIN20050920_033624_000000372041_00004_18595_6670.N1	20-SEP-2005 03:36:24	Bright	36.500	61	8Eps Peg	2.1000	3900.0	73	18595	No
44	GOM_NL__2PRFIN20050920_034352_000000372041_00004_18595_6671.N1	20-SEP-2005 03:43:52	Bright	36.500	92	53Eps Cyg	2.5000	4500.0	73	18595	No
45	GOM_NL__2PRFIN20050920_034603_000000352041_00004_18595_6672.N1	20-SEP-2005 03:46:03	Bright	35.000	66	37Gam Cyg	2.2080	5900.0	70	18595	No
46	GOM_NL__2PRFIN20050920_035105_000000322041_00004_18595_6673.N1	20-SEP-2005 03:51:05	Bright	32.000	89	5Alp Cep	2.4510	8000.0	64	18595	No
47	GOM_NL__2PRFIN20050920_035955_000000332041_00004_18595_6674.N1	20-SEP-2005 03:59:55	Bright	32.500	60	7Bet UMi	2.0810	3950.0	65	18595	No
48	GOM_NL__2PRFIN20050920_040612_000000352041_00004_18595_6675.N1	20-SEP-2005 04:06:12	Bright	35.000	36	50Alp UMa	1.8000	6300.0	70	18595	No
49	GOM_NL__2PRFIN20050920_040739_000000352041_00004_18595_6676.N1	20-SEP-2005 04:07:39	Bright	35.000	82	48Bet UMa	2.3650	10600.	70	18595	No
50	GOM_NL__2PRFIN20050920_041046_000000342041_00004_18595_6677.N1	20-SEP-2005 04:10:46	Bright	33.500	174	52Psi UMa	3.0040	4400.0	67	18595	No
51	GOM_NL__2PRFIN20050920_043624_000000432041_00004_18595_6678.N1	20-SEP-2005 04:36:24	Dark	43.000	65	Lam Vel	2.2040	4400.0	86	18595	No
52	GOM_NL__2PRFIN20050920_043942_000000402041_00004_18595_6679.N1	20-SEP-2005 04:39:42	Dark	39.500	46	Del Vel	1.9540	10600.	79	18595	No
53	GOM_NL__2PRFIN20050920_044115_000000492041_00004_18595_6680.N1	20-SEP-2005 04:41:15	Dark	49.000	41	Eps Car	1.8600	4100.0	98	18595	No
54	GOM_NL__2PRFIN20050920_044326_000000382041_00005_18596_6662.N1	20-SEP-2005 04:43:26	Dark	37.500	29	Bet Car	1.6720	10200.	75	18596	No
55	GOM_NL__2PRFIN20050920_045146_000000372041_00005_18596_6663.N1	20-SEP-2005 04:51:46	Dark	36.500	135	Bet Hyi	2.8200	5800.0	73	18596	No
56	GOM_NL__2PRFIN20050920_045716_000000382041_00005_18596_6664.N1	20-SEP-2005 04:57:16	Straylight	38.000	148	Alp Tuc	2.8780	4100.0	76	18596	No
57	GOM_NL__2PRFIN20050920_050102_000000402041_00005_18596_6665.N1	20-SEP-2005 05:01:02	Straylight	39.500	31	Alp Gru	1.7340	15200.	79	18596	No
58	GOM_NL__2PRFIN20050920_050349_000000362041_00005_18596_6666.N1	20-SEP-2005 05:03:49	Straylight	35.500	172	Gam Gru	3.0030	13100.	71	18596	No
59	GOM_NL__2PRFIN20050920_050517_000000302041_00005_18596_6667.N1	20-SEP-2005 05:05:17	Straylight	30.000	18	24Alp PsA	1.1660	9700.0	60	18596	No
60	GOM_NL__2PRFIN20050920_050947_000000382041_00005_18596_6668.N1	20-SEP-2005 05:09:47	Twi_and_stray	38.000	142	49Del Cap	2.8500	8900.0	76	18596	No
61	GOM_NL__2PRFIN20050920_051358_000000372041_00005_18596_6669.N1	20-SEP-2005 05:13:58	Bright	36.500	162	34Alp Aqr	2.9440	5350.0	73	18596	No
62	GOM_NL__2PRFIN20050920_051700_000000372041_00005_18596_6670.N1	20-SEP-2005 05:17:00	Bright	37.000	61	8Eps Peg	2.1000	3900.0	74	18596	No
63	GOM_NL__2PRFIN20050920_052428_000000382041_00005_18596_6671.N1	20-SEP-2005 05:24:28	Bright	38.000	92	53Eps Cyg	2.5000	4500.0	76	18596	No
64	GOM_NL__2PRFIN20050920_052639_000000332041_00005_18596_6672.N1	20-SEP-2005 05:26:39	Bright	33.000	66	37Gam Cyg	2.2080	5900.0	66	18596	No
65	GOM_NL__2PRFIN20050920_053141_000000362041_00005_18596_6673.N1	20-SEP-2005 05:31:41	Bright	36.000	89	5Alp Cep	2.4510	8000.0	72	18596	No
66	GOM_NL__2PRFIN20050920_054032_000000362041_00005_18596_6674.N1	20-SEP-2005 05:40:32	Bright	36.000	60	7Bet UMi	2.0810	3950.0	72	18596	No
67	GOM_NL__2PRFIN20050920_054648_000000372041_00005_18596_6675.N1	20-SEP-2005 05:46:48	Bright	36.500	36	50Alp UMa	1.8000	6300.0	73	18596	No
68	GOM_NL__2PRFIN20050920_054815_000000342041_00005_18596_6676.N1	20-SEP-2005 05:48:15	Bright	33.500	82	48Bet UMa	2.3650	10600.	67	18596	No
69	GOM_NL__2PRFIN20050920_055123_000000342041_00005_18596_6677.N1	20-SEP-2005 05:51:23	Bright	33.500	174	52Psi UMa	3.0040	4400.0	67	18596	No
70	GOM_NL__2PRFIN20050920_061700_000000432041_00005_18596_6678.N1	20-SEP-2005 06:17:00	Dark	42.500	65	Lam Vel	2.2040	4400.0	85	18596	No
71	GOM_NL__2PRFIN20050920_062018_000000402041_00005_18596_6679.N1	20-SEP-2005 06:20:18	Dark	39.500	46	Del Vel	1.9540	10600.	79	18596	No
72	GOM_NL__2PRFIN20050920_062151_000000502041_00005_18596_6680.N1	20-SEP-2005 06:21:51	Dark	49.500	41	Eps Car	1.8600	4100.0	99	18596	No
73	GOM_NL__2PRFIN20050920_062402_000000382041_00006_18597_6662.N1	20-SEP-2005 06:24:02	Dark	37.500	29	Bet Car	1.6720	10200.	75	18597	No
74	GOM_NL__2PRFIN20050920_063223_000000372041_00006_18597_6663.N1	20-SEP-2005 06:32:23	Dark	37.000	135	Bet Hyi	2.8200	5800.0	74	18597	No
75	GOM_NL__2PRFIN20050920_063752_000000402041_00006_18597_6664.N1	20-SEP-2005 06:37:52	Straylight	40.000	148	Alp Tuc	2.8780	4100.0	80	18597	No
76	GOM_NL__2PRFIN20050920_064138_000000412041_00006_18597_6665.N1	20-SEP-2005 06:41:38	Straylight	41.000	31	Alp Gru	1.7340	15200.	82	18597	No
77	GOM_NL__2PRFIN20050920_064425_000000382041_00006_18597_6666.N1	20-SEP-2005 06:44:25	Straylight	37.500	172	Gam Gru	3.0030	13100.	75	18597	No
78	GOM_NL__2PRFIN20050920_064554_000000302041_00006_18597_6667.N1	20-SEP-2005 06:45:54	Straylight	30.000	18	24Alp PsA	1.1660	9700.0	60	18597	No
79	GOM_NL__2PRFIN20050920_065024_000000392041_00006_18597_6668.N1	20-SEP-2005 06:50:24	Twi_and_stray	39.000	142	49Del Cap	2.8500	8900.0	78	18597	No
80	GOM_NL__2PRFIN20050920_065434_000000372041_00006_18597_6669.N1	20-SEP-2005 06:54:34	Bright	37.000	162	34Alp Aqr	2.9440	5350.0	74	18597	No
81	GOM_NL__2PRFIN20050920_065736_000000392041_00006_18597_6670.N1	20-SEP-2005 06:57:36	Bright	38.500	61	8Eps Peg	2.1000	3900.0	77	18597	No
82	GOM_NL__2PRFIN20050920_070505_000000382041_00006_18597_6671.N1	20-SEP-2005 07:05:05	Bright	37.500	92	53Eps Cyg	2.5000	4500.0	75	18597	No
83	GOM_NL__2PRFIN20050920_070716_000000332041_00006_18597_6672.N1	20-SEP-2005 07:07:16	Bright	33.000	66	37Gam Cyg	2.2080	5900.0	66	18597	No
84	GOM_NL__2PRFIN20050920_071217_000000362041_00006_18597_6673.N1	20-SEP-2005 07:12:17	Bright	35.500	89	5Alp Cep	2.4510	8000.0	71	18597	No
85	GOM_NL__2PRFIN20050920_072108_000000392041_00006_18597_6674.N1	20-SEP-2005 07:21:08	Bright	38.500	60	7Bet UMi	2.0810	3950.0	77	18597	No
86	GOM_NL__2PRFIN20050920_072724_000000352041_00006_18597_6675.N1	20-SEP-2005 07:27:24	Bright	35.000	36	50Alp UMa	1.8000	6300.0	70	18597	No
87	GOM_NL__2PRFIN20050920_072851_000000342041_00006_18597_6676.N1	20-SEP-2005 07:28:51	Bright	33.500	82	48Bet UMa	2.3650	10600.	67	18597	No
88	GOM_NL__2PRFIN20050920_073159_000000352041_00006_18597_6677.N1	20-SEP-2005 07:31:59	Bright	35.000	174	52Psi UMa	3.0040	4400.0	70	18597	No
89	GOM_NL__2PRFIN20050920_075736_000000422041_00006_18597_6678.N1	20-SEP-2005 07:57:36	Dark	41.500	65	Lam Vel	2.2040	4400.0	83	18597	No
90	GOM_NL__2PRFIN20050920_080054_000000402041_00006_18597_6679.N1	20-SEP-2005 08:00:54	Dark	39.500	46	Del Vel	1.9540	10600.	79	18597	No
91	GOM_NL__2PRFIN20050920_080228_000000492041_00006_18597_6680.N1	20-SEP-2005 08:02:28	Dark	48.500	41	Eps Car	1.8600	4100.0	97	18597	No
92	GOM_NL__2PRFIN20050920_080438_000000422041_00007_18598_6662.N1	20-SEP-2005 08:04:38	Dark	42.000	29	Bet Car	1.6720	10200.	84	18598	No
93	GOM_NL__2PRFIN20050920_081259_000000392041_00007_18598_6663.N1	20-SEP-2005 08:12:59	Dark	38.500	135	Bet Hyi	2.8200	5800.0	77	18598	No
94	GOM_NL__2PRFIN20050920_081829_000000422041_00007_18598_6664.N1	20-SEP-2005 08:18:29	Straylight	41.500	148	Alp Tuc	2.8780	4100.0	83	18598	No
95	GOM_NL__2PRFIN20050920_082214_000000402041_00007_18598_6665.N1	20-SEP-2005 08:22:14	Straylight	40.000	31	Alp Gru	1.7340	15200.	80	18598	No
96	GOM_NL__2PRFIN20050920_082501_000000372041_00007_18598_6666.N1	20-SEP-2005 08:25:01	Straylight	37.000	172	Gam Gru	3.0030	13100.	74	18598	No
97	GOM_NL__2PRFIN20050920_082630_000000412041_00007_18598_6667.N1	20-SEP-2005 08:26:30	Straylight	41.000	18	24Alp PsA	1.1660	9700.0	82	18598	No
98	GOM_NL__2PRFIN20050920_083100_000000412041_00007_18598_6668.N1	20-SEP-2005 08:31:00	Twi_and_stray	41.000	142	49Del Cap	2.8500	8900.0	82	18598	No
99	GOM_NL__2PRFIN20050920_083510_000000372041_00007_18598_6669.N1	20-SEP-2005 08:35:10	Bright	37.000	162	34Alp Aqr	2.9440	5350.0	74	18598	No
100	GOM_NL__2PRFIN20050920_083812_000000362041_00007_18598_6670.N1	20-SEP-2005 08:38:12	Bright	36.000	61	8Eps Peg	2.1000	3900.0	72	18598	No
101	GOM_NL__2PRFIN20050920_084541_000000372041_00007_18598_6671.N1	20-SEP-2005 08:45:41	Bright	37.000	92	53Eps Cyg	2.5000	4500.0	74	18598	No

102	GOM_NL__2PRFIN20050920_084752_000000142041_00007_18598_6672.N1	20-SEP-2005 08:47:52	Twl_and_stray	14.000	66	37Gam Cyg	2.2080	5900.0	28	18598	No
103	GOM_NL__2PRFIN20050920_084844_000000372041_00007_18598_6673.N1	20-SEP-2005 08:48:44	Bright	36.500	19	50Alp Cyg	1.2460	10500.	73	18598	No
104	GOM_NL__2PRFIN20050920_085253_000000352041_00007_18598_6674.N1	20-SEP-2005 08:52:53	Bright	34.500	89	5Alp Cep	2.4510	8000.0	69	18598	No
105	GOM_NL__2PRFIN20050920_090144_000000332041_00007_18598_6675.N1	20-SEP-2005 09:01:44	Bright	33.000	60	7Bet UMi	2.0810	3950.0	66	18598	No
106	GOM_NL__2PRFIN20050920_090800_000000352041_00007_18598_6676.N1	20-SEP-2005 09:08:00	Bright	35.000	36	50Alp UMa	1.8000	6300.0	70	18598	No
107	GOM_NL__2PRFIN20050920_090928_000000522041_00007_18598_6677.N1	20-SEP-2005 09:09:28	Bright	52.000	82	48Bet UMa	2.3650	10600.	104	18598	No
108	GOM_NL__2PRFIN20050920_091235_000000352041_00007_18598_6678.N1	20-SEP-2005 09:12:35	Bright	34.500	174	52Psi UMa	3.0040	4400.0	69	18598	No
109	GOM_NL__2PRFIN20050920_093812_000000462041_00007_18598_6679.N1	20-SEP-2005 09:38:12	Dark	46.000	65	Lam Vel	2.2040	4400.0	92	18598	No
110	GOM_NL__2PRFIN20050920_094130_000000402041_00007_18598_6680.N1	20-SEP-2005 09:41:30	Dark	39.500	46	Del Vel	1.9540	10600.	79	18598	No
111	GOM_NL__2PRFIN20050920_094304_000000372041_00007_18598_6681.N1	20-SEP-2005 09:43:04	Dark	37.000	41	Eps Car	1.8600	4100.0	74	18598	No
112	GOM_NL__2PRFIN20050920_094514_000000382041_00008_18599_6662.N1	20-SEP-2005 09:45:14	Dark	38.000	29	Bet Car	1.6720	10200.	76	18599	No
113	GOM_NL__2PRFIN20050920_095335_000000382041_00008_18599_6663.N1	20-SEP-2005 09:53:35	Dark	38.000	135	Bet Hyi	2.8200	5800.0	76	18599	No
114	GOM_NL__2PRFIN20050920_095905_000000432041_00008_18599_6664.N1	20-SEP-2005 09:59:05	Straylight	43.000	148	Alp Tuc	2.8780	4100.0	86	18599	No
115	GOM_NL__2PRFIN20050920_100250_000000412041_00008_18599_6665.N1	20-SEP-2005 10:02:50	Straylight	40.500	31	Alp Gru	1.7340	15200.	81	18599	No
116	GOM_NL__2PRFIN20050920_100537_000000372041_00008_18599_6666.N1	20-SEP-2005 10:05:37	Straylight	37.000	172	Gam Gru	3.0030	13100.	74	18599	No
117	GOM_NL__2PRFIN20050920_100706_000000422041_00008_18599_6667.N1	20-SEP-2005 10:07:06	Straylight	41.500	18	24Alp PsA	1.1660	9700.0	83	18599	No
118	GOM_NL__2PRFIN20050920_101136_000000412041_00008_18599_6668.N1	20-SEP-2005 10:11:36	Twl_and_stray	40.500	142	49Del Cap	2.8500	8900.0	81	18599	No
119	GOM_NL__2PRFIN20050920_101546_000000372041_00008_18599_6669.N1	20-SEP-2005 10:15:46	Bright	37.000	162	34Alp Aqr	2.9440	5350.0	74	18599	No
120	GOM_NL__2PRFIN20050920_101848_000000362041_00008_18599_6670.N1	20-SEP-2005 10:18:48	Bright	36.000	61	8Eps Peg	2.1000	3900.0	72	18599	No
121	GOM_NL__2PRFIN20050920_102617_000000392041_00008_18599_6671.N1	20-SEP-2005 10:26:17	Bright	38.500	92	53Eps Cyg	2.5000	4500.0	77	18599	No
122	GOM_NL__2PRFIN20050920_102828_000000142041_00008_18599_6672.N1	20-SEP-2005 10:28:28	Twl_and_stray	14.000	66	37Gam Cyg	2.2080	5900.0	28	18599	No
123	GOM_NL__2PRFIN20050920_102920_000000392041_00008_18599_6673.N1	20-SEP-2005 10:29:20	Bright	39.000	19	50Alp Cyg	1.2460	10500.	78	18599	No
124	GOM_NL__2PRFIN20050920_103329_000000362041_00008_18599_6674.N1	20-SEP-2005 10:33:29	Bright	36.000	89	5Alp Cep	2.4510	8000.0	72	18599	No
125	GOM_NL__2PRFIN20050920_104220_000000362041_00008_18599_6675.N1	20-SEP-2005 10:42:20	Bright	36.000	60	7Bet UMi	2.0810	3950.0	72	18599	No
126	GOM_NL__2PRFIN20050920_104836_000000352041_00008_18599_6676.N1	20-SEP-2005 10:48:36	Bright	35.000	36	50Alp UMa	1.8000	6300.0	70	18599	No
127	GOM_NL__2PRFIN20050920_105004_000000522041_00008_18599_6677.N1	20-SEP-2005 10:50:04	Bright	52.000	82	48Bet UMa	2.3650	10600.	104	18599	No
128	GOM_NL__2PRFIN20050920_105311_000000342041_00008_18599_6678.N1	20-SEP-2005 10:53:11	Bright	34.000	174	52Psi UMa	3.0040	4400.0	68	18599	No
129	GOM_NL__2PRFIN20050920_111848_000000452041_00008_18599_6679.N1	20-SEP-2005 11:18:48	Dark	44.500	65	Lam Vel	2.2040	4400.0	89	18599	No
130	GOM_NL__2PRFIN20050920_112206_000000372041_00008_18599_6680.N1	20-SEP-2005 11:22:06	Dark	36.500	46	Del Vel	1.9540	10600.	73	18599	No
131	GOM_NL__2PRFIN20050920_112340_000000412041_00008_18599_6681.N1	20-SEP-2005 11:23:40	Dark	41.000	41	Eps Car	1.8600	4100.0	82	18599	No
132	GOM_NL__2PRFIN20050920_112550_000000382041_00009_18600_6662.N1	20-SEP-2005 11:25:50	Dark	38.000	29	Bet Car	1.6720	10200.	76	18600	No
133	GOM_NL__2PRFIN20050920_113411_000000382041_00009_18600_6663.N1	20-SEP-2005 11:34:11	Dark	37.500	135	Bet Hyi	2.8200	5800.0	75	18600	No
134	GOM_NL__2PRFIN20050920_113940_000000432041_00009_18600_6664.N1	20-SEP-2005 11:39:40	Straylight	43.000	148	Alp Tuc	2.8780	4100.0	86	18600	No
135	GOM_NL__2PRFIN20050920_114326_000000382041_00009_18600_6665.N1	20-SEP-2005 11:43:26	Straylight	37.500	31	Alp Gru	1.7340	15200.	75	18600	No
136	GOM_NL__2PRFIN20050920_114613_000000372041_00009_18600_6666.N1	20-SEP-2005 11:46:13	Straylight	36.500	172	Gam Gru	3.0030	13100.	73	18600	No
137	GOM_NL__2PRFIN20050920_114742_000000412041_00009_18600_6667.N1	20-SEP-2005 11:47:42	Straylight	40.500	18	24Alp PsA	1.1660	9700.0	81	18600	No
138	GOM_NL__2PRFIN20050920_115924_000000372041_00009_18600_6668.N1	20-SEP-2005 11:59:24	Bright	37.000	61	8Eps Peg	2.1000	3900.0	74	18600	No
139	GOM_NL__2PRFIN20050920_120653_000000382041_00009_18600_6669.N1	20-SEP-2005 12:06:53	Bright	37.500	92	53Eps Cyg	2.5000	4500.0	75	18600	No
140	GOM_NL__2PRFIN20050920_120956_000000382041_00009_18600_6670.N1	20-SEP-2005 12:09:56	Bright	38.000	19	50Alp Cyg	1.2460	10500.	76	18600	No
141	GOM_NL__2PRFIN20050920_121405_000000352041_00009_18600_6671.N1	20-SEP-2005 12:14:05	Bright	34.500	89	5Alp Cep	2.4510	8000.0	69	18600	No
142	GOM_NL__2PRFIN20050920_122256_000000362041_00009_18600_6672.N1	20-SEP-2005 12:22:56	Bright	36.000	60	7Bet UMi	2.0810	3950.0	72	18600	No
143	GOM_NL__2PRFIN20050920_122912_000000332041_00009_18600_6673.N1	20-SEP-2005 12:29:12	Bright	33.000	36	50Alp UMa	1.8000	6300.0	66	18600	No
144	GOM_NL__2PRFIN20050920_123040_000000342041_00009_18600_6674.N1	20-SEP-2005 12:30:40	Bright	33.500	82	48Bet UMa	2.3650	10600.	67	18600	No
145	GOM_NL__2PRFIN20050920_123347_000000332041_00009_18600_6675.N1	20-SEP-2005 12:33:47	Bright	33.000	174	52Psi UMa	3.0040	4400.0	66	18600	No
146	GOM_NL__2PRFIN20050920_125924_000000432041_00009_18600_6676.N1	20-SEP-2005 12:59:24	Dark	43.000	65	Lam Vel	2.2040	4400.0	86	18600	No
147	GOM_NL__2PRFIN20050920_130243_000000412041_00009_18600_6677.N1	20-SEP-2005 13:02:43	Dark	40.500	46	Del Vel	1.9540	10600.	81	18600	No
148	GOM_NL__2PRFIN20050920_130416_000000492041_00009_18600_6678.N1	20-SEP-2005 13:04:16	Dark	49.000	41	Eps Car	1.8600	4100.0	98	18600	No
149	GOM_NL__2PRFIN20050920_130626_000000382041_00010_18601_6662.N1	20-SEP-2005 13:06:26	Dark	38.000	29	Bet Car	1.6720	10200.	76	18601	No
150	GOM_NL__2PRFIN20050920_131447_000000382041_00010_18601_6663.N1	20-SEP-2005 13:14:47	Dark	37.500	135	Bet Hyi	2.8200	5800.0	75	18601	No
151	GOM_NL__2PRFIN20050920_132016_000000432041_00010_18601_6664.N1	20-SEP-2005 13:20:16	Straylight	42.500	148	Alp Tuc	2.8780	4100.0	85	18601	No
152	GOM_NL__2PRFIN20050920_132402_000000382041_00010_18601_6665.N1	20-SEP-2005 13:24:02	Straylight	38.000	31	Alp Gru	1.7340	15200.	76	18601	No
153	GOM_NL__2PRFIN20050920_132649_000000392041_00010_18601_6666.N1	20-SEP-2005 13:26:49	Straylight	38.500	172	Gam Gru	3.0030	13100.	77	18601	No
154	GOM_NL__2PRFIN20050920_132818_000000412041_00010_18601_6667.N1	20-SEP-2005 13:28:18	Straylight	41.000	18	24Alp PsA	1.1660	9700.0	82	18601	No
155	GOM_NL__2PRFIN20050920_133248_000000402041_00010_18601_6668.N1	20-SEP-2005 13:32:48	Twl_and_stray	40.000	142	49Del Cap	2.8500	8900.0	80	18601	No
156	GOM_NL__2PRFIN20050920_133658_000000382041_00010_18601_6669.N1	20-SEP-2005 13:36:58	Bright	37.500	162	34Alp Aqr	2.9440	5350.0	75	18601	No
157	GOM_NL__2PRFIN20050920_134001_000000372041_00010_18601_6670.N1	20-SEP-2005 13:40:01	Bright	36.500	61	8Eps Peg	2.1000	3900.0	73	18601	No
158	GOM_NL__2PRFIN20050920_134730_000000372041_00010_18601_6671.N1	20-SEP-2005 13:47:30	Bright	36.500	92	53Eps Cyg	2.5000	4500.0	73	18601	No
159	GOM_NL__2PRFIN20050920_135032_000000382041_00010_18601_6672.N1	20-SEP-2005 13:50:32	Bright	38.000	19	50Alp Cyg	1.2460	10500.	76	18601	No
160	GOM_NL__2PRFIN20050920_135441_000000332041_00010_18601_6673.N1	20-SEP-2005 13:54:41	Bright	33.000	89	5Alp Cep	2.4510	8000.0	66	18601	No

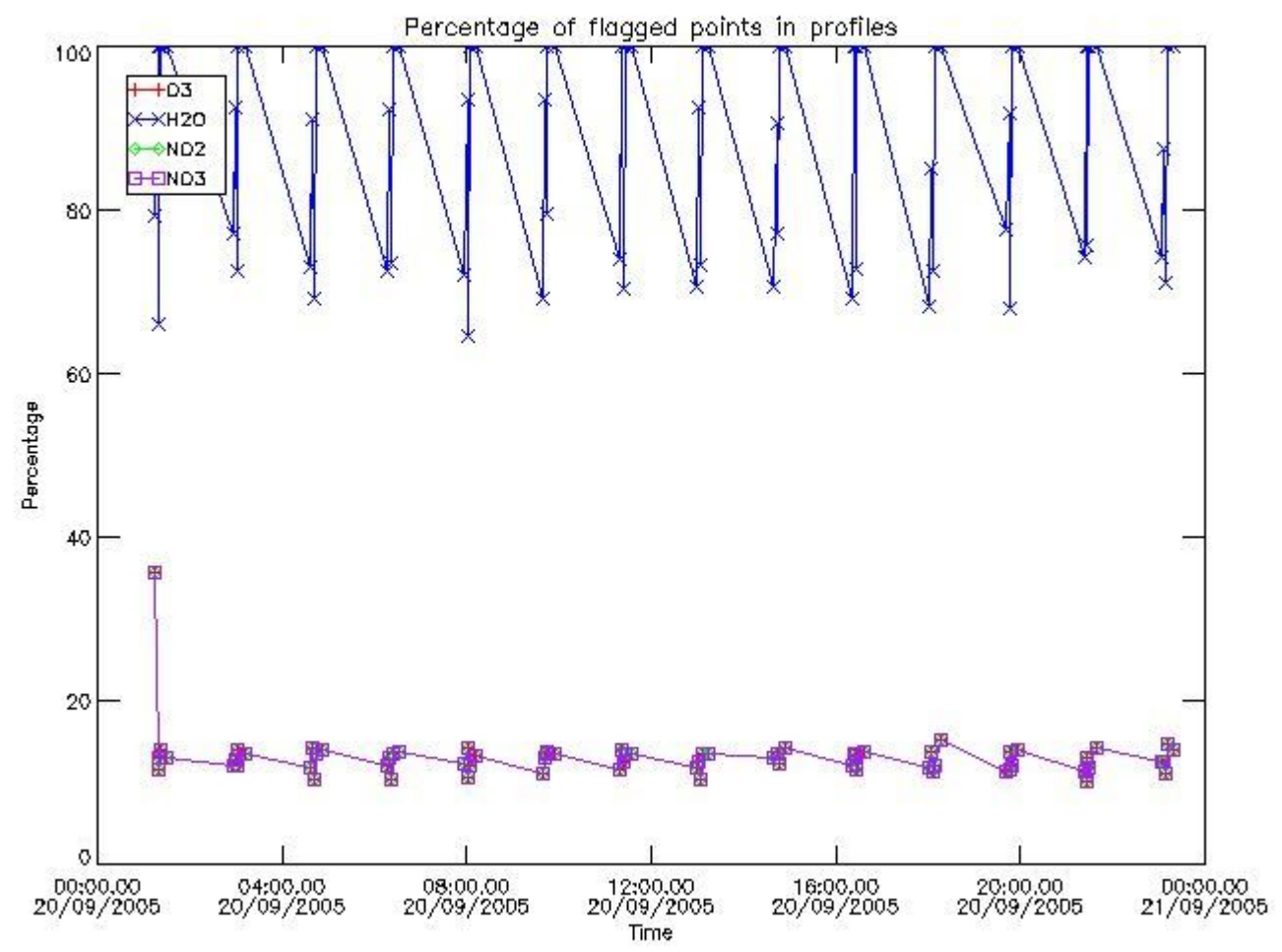


161	GOM_NL__2PRFIN20050920_140333_000000372041_00010_18601_6674.N1	20-SEP-2005 14:03:33	Bright	36.500	60	7Bet UMi	2.0810	3950.0	73	18601	No
162	GOM_NL__2PRFIN20050920_140948_000000362041_00010_18601_6675.N1	20-SEP-2005 14:09:48	Bright	36.000	36	50Alp UMa	1.8000	6300.0	72	18601	No
163	GOM_NL__2PRFIN20050920_141116_000000342041_00010_18601_6676.N1	20-SEP-2005 14:11:16	Bright	33.500	82	48Bet UMa	2.3650	10600.	67	18601	No
164	GOM_NL__2PRFIN20050920_141423_000000332041_00010_18601_6677.N1	20-SEP-2005 14:14:23	Bright	33.000	174	52Psi UMa	3.0040	4400.0	66	18601	No
165	GOM_NL__2PRFIN20050920_144001_000000402041_00010_18601_6678.N1	20-SEP-2005 14:40:01	Dark	39.500	65	Lam Vel	2.2040	4400.0	79	18601	No
166	GOM_NL__2PRFIN20050920_144319_000000382041_00010_18601_6679.N1	20-SEP-2005 14:43:19	Dark	37.500	46	Del Vel	1.9540	10600.	75	18601	No
167	GOM_NL__2PRFIN20050920_144452_000000382041_00010_18601_6680.N1	20-SEP-2005 14:44:52	Dark	37.500	41	Eps Car	1.8600	4100.0	75	18601	No
168	GOM_NL__2PRFIN20050920_144702_000000422041_00011_18602_6662.N1	20-SEP-2005 14:47:02	Dark	41.500	29	Bet Car	1.6720	10200.	83	18602	No
169	GOM_NL__2PRFIN20050920_145523_000000362041_00011_18602_6663.N1	20-SEP-2005 14:55:23	Dark	36.000	135	Bet Hyi	2.8200	5800.0	72	18602	No
170	GOM_NL__2PRFIN20050920_150052_000000402041_00011_18602_6664.N1	20-SEP-2005 15:00:52	Straylight	39.500	148	Alp Tuc	2.8780	4100.0	79	18602	No
171	GOM_NL__2PRFIN20050920_150438_000000372041_00011_18602_6665.N1	20-SEP-2005 15:04:38	Straylight	37.000	31	Alp Gru	1.7340	15200.	74	18602	No
172	GOM_NL__2PRFIN20050920_150725_000000392041_00011_18602_6666.N1	20-SEP-2005 15:07:25	Straylight	39.000	172	Gam Gru	3.0030	13100.	78	18602	No
173	GOM_NL__2PRFIN20050920_150854_000000452041_00011_18602_6667.N1	20-SEP-2005 15:08:54	Straylight	45.000	18	24Alp PsA	1.1660	9700.0	90	18602	No
174	GOM_NL__2PRFIN20050920_151324_000000392041_00011_18602_6668.N1	20-SEP-2005 15:13:24	Tw_i_and_stray	38.500	142	49Del Cap	2.8500	8900.0	77	18602	No
175	GOM_NL__2PRFIN20050920_151734_000000372041_00011_18602_6669.N1	20-SEP-2005 15:17:34	Bright	36.500	162	34Alp Aqr	2.9440	5350.0	73	18602	No
176	GOM_NL__2PRFIN20050920_152037_000000362041_00011_18602_6670.N1	20-SEP-2005 15:20:37	Bright	36.000	61	8Eps Peg	2.1000	3900.0	72	18602	No
177	GOM_NL__2PRFIN20050920_152806_000000372041_00011_18602_6671.N1	20-SEP-2005 15:28:06	Bright	37.000	92	53Eps Cyg	2.5000	4500.0	74	18602	No
178	GOM_NL__2PRFIN20050920_153109_000000382041_00011_18602_6672.N1	20-SEP-2005 15:31:09	Bright	37.500	19	50Alp Cyg	1.2460	10500.	75	18602	No
179	GOM_NL__2PRFIN20050920_153517_000000322041_00011_18602_6673.N1	20-SEP-2005 15:35:17	Bright	31.500	89	5Alp Cep	2.4510	8000.0	63	18602	No
180	GOM_NL__2PRFIN20050920_154409_000000362041_00011_18602_6674.N1	20-SEP-2005 15:44:09	Bright	36.000	60	7Bet UMi	2.0810	3950.0	72	18602	No
181	GOM_NL__2PRFIN20050920_155024_000000362041_00011_18602_6675.N1	20-SEP-2005 15:50:24	Bright	35.500	36	50Alp UMa	1.8000	6300.0	71	18602	No
182	GOM_NL__2PRFIN20050920_155152_000000342041_00011_18602_6676.N1	20-SEP-2005 15:51:52	Bright	34.000	82	48Bet UMa	2.3650	10600.	68	18602	No
183	GOM_NL__2PRFIN20050920_155459_000000522041_00011_18602_6677.N1	20-SEP-2005 15:54:59	Bright	52.000	174	52Psi UMa	3.0040	4400.0	104	18602	No
184	GOM_NL__2PRFIN20050920_162037_000000432041_00011_18602_6678.N1	20-SEP-2005 16:20:37	Dark	42.500	65	Lam Vel	2.2040	4400.0	85	18602	No
185	GOM_NL__2PRFIN20050920_162355_000000382041_00011_18602_6679.N1	20-SEP-2005 16:23:55	Dark	38.000	46	Del Vel	1.9540	10600.	76	18602	No
186	GOM_NL__2PRFIN20050920_162529_000000482041_00011_18602_6680.N1	20-SEP-2005 16:25:29	Dark	48.000	41	Eps Car	1.8600	4100.0	96	18602	No
187	GOM_NL__2PRFIN20050920_162738_000000392041_00012_18603_6662.N1	20-SEP-2005 16:27:38	Dark	38.500	29	Bet Car	1.6720	10200.	77	18603	No
188	GOM_NL__2PRFIN20050920_163559_000000372041_00012_18603_6663.N1	20-SEP-2005 16:35:59	Dark	37.000	135	Bet Hyi	2.8200	5800.0	74	18603	No
189	GOM_NL__2PRFIN20050920_164129_000000382041_00012_18603_6664.N1	20-SEP-2005 16:41:29	Straylight	37.500	148	Alp Tuc	2.8780	4100.0	75	18603	No
190	GOM_NL__2PRFIN20050920_164514_000000432041_00012_18603_6665.N1	20-SEP-2005 16:45:14	Straylight	42.500	31	Alp Gru	1.7340	15200.	85	18603	No
191	GOM_NL__2PRFIN20050920_164802_000000372041_00012_18603_6666.N1	20-SEP-2005 16:48:02	Straylight	37.000	172	Gam Gru	3.0030	13100.	74	18603	No
192	GOM_NL__2PRFIN20050920_164930_000000442041_00012_18603_6667.N1	20-SEP-2005 16:49:30	Straylight	43.500	18	24Alp PsA	1.1660	9700.0	87	18603	No
193	GOM_NL__2PRFIN20050920_165400_000000372041_00012_18603_6668.N1	20-SEP-2005 16:54:00	Tw_i_and_stray	36.500	142	49Del Cap	2.8500	8900.0	73	18603	No
194	GOM_NL__2PRFIN20050920_165811_000000372041_00012_18603_6669.N1	20-SEP-2005 16:58:11	Bright	37.000	162	34Alp Aqr	2.9440	5350.0	74	18603	No
195	GOM_NL__2PRFIN20050920_170113_000000382041_00012_18603_6670.N1	20-SEP-2005 17:01:13	Bright	37.500	61	8Eps Peg	2.1000	3900.0	75	18603	No
196	GOM_NL__2PRFIN20050920_170842_000000392041_00012_18603_6671.N1	20-SEP-2005 17:08:42	Bright	38.500	92	53Eps Cyg	2.5000	4500.0	77	18603	No
197	GOM_NL__2PRFIN20050920_171145_000000382041_00012_18603_6672.N1	20-SEP-2005 17:11:45	Bright	37.500	19	50Alp Cyg	1.2460	10500.	75	18603	No
198	GOM_NL__2PRFIN20050920_171553_000000362041_00012_18603_6673.N1	20-SEP-2005 17:15:53	Bright	35.500	89	5Alp Cep	2.4510	8000.0	71	18603	No
199	GOM_NL__2PRFIN20050920_172445_000000382041_00012_18603_6674.N1	20-SEP-2005 17:24:45	Bright	37.500	60	7Bet UMi	2.0810	3950.0	75	18603	No
200	GOM_NL__2PRFIN20050920_173101_000000442041_00012_18603_6675.N1	20-SEP-2005 17:31:01	Bright	44.000	36	50Alp UMa	1.8000	6300.0	88	18603	No
201	GOM_NL__2PRFIN20050920_173228_000000352041_00012_18603_6676.N1	20-SEP-2005 17:32:28	Bright	34.500	82	48Bet UMa	2.3650	10600.	69	18603	No
202	GOM_NL__2PRFIN20050920_173536_000000332041_00012_18603_6677.N1	20-SEP-2005 17:35:36	Bright	32.500	174	52Psi UMa	3.0040	4400.0	65	18603	No
203	GOM_NL__2PRFIN20050920_180113_000000432041_00012_18603_6678.N1	20-SEP-2005 18:01:13	Dark	43.000	65	Lam Vel	2.2040	4400.0	86	18603	No
204	GOM_NL__2PRFIN20050920_180431_000000372041_00012_18603_6679.N1	20-SEP-2005 18:04:31	Dark	37.000	46	Del Vel	1.9540	10600.	74	18603	No
205	GOM_NL__2PRFIN20050920_180605_000000502041_00012_18603_6680.N1	20-SEP-2005 18:06:05	Dark	49.500	41	Eps Car	1.8600	4100.0	99	18603	No
206	GOM_NL__2PRFIN20050920_180814_000000432041_00013_18604_6927.N1	20-SEP-2005 18:08:14	Dark	42.500	29	Bet Car	1.6720	10200.	85	18604	No
207	GOM_NL__2PRFIN20050920_181635_000000372041_00013_18604_6928.N1	20-SEP-2005 18:16:35	Dark	37.000	135	Bet Hyi	2.8200	5800.0	74	18604	No
208	GOM_NL__2PRFIN20050920_182205_000000482041_00013_18604_6929.N1	20-SEP-2005 18:22:05	Straylight	47.500	148	Alp Tuc	2.8780	4100.0	95	18604	No
209	GOM_NL__2PRFIN20050920_182550_000000422041_00013_18604_6930.N1	20-SEP-2005 18:25:50	Straylight	42.000	31	Alp Gru	1.7340	15200.	84	18604	No
210	GOM_NL__2PRFIN20050920_182838_000000382041_00013_18604_6931.N1	20-SEP-2005 18:28:38	Straylight	38.000	172	Gam Gru	3.0030	13100.	76	18604	No
211	GOM_NL__2PRFIN20050920_183007_000000392041_00013_18604_6932.N1	20-SEP-2005 18:30:07	Straylight	38.500	18	24Alp PsA	1.1660	9700.0	77	18604	No
212	GOM_NL__2PRFIN20050920_183436_000000372041_00013_18604_6933.N1	20-SEP-2005 18:34:36	Tw_i_and_stray	37.000	142	49Del Cap	2.8500	8900.0	74	18604	No
213	GOM_NL__2PRFIN20050920_183847_000000382041_00013_18604_6934.N1	20-SEP-2005 18:38:47	Bright	37.500	162	34Alp Aqr	2.9440	5350.0	75	18604	No
214	GOM_NL__2PRFIN20050920_184149_000000372041_00013_18604_6935.N1	20-SEP-2005 18:41:49	Bright	37.000	61	8Eps Peg	2.1000	3900.0	74	18604	No
215	GOM_NL__2PRFIN20050920_184919_000000372041_00013_18604_6936.N1	20-SEP-2005 18:49:19	Bright	37.000	92	53Eps Cyg	2.5000	4500.0	74	18604	No
216	GOM_NL__2PRFIN20050920_185221_000000382041_00013_18604_6937.N1	20-SEP-2005 18:52:21	Bright	37.500	19	50Alp Cyg	1.2460	10500.	75	18604	No
217	GOM_NL__2PRFIN20050920_185630_000000362041_00013_18604_6938.N1	20-SEP-2005 18:56:30	Bright	35.500	89	5Alp Cep	2.4510	8000.0	71	18604	No
218	GOM_NL__2PRFIN20050920_190521_000000362041_00013_18604_6939.N1	20-SEP-2005 19:05:21	Bright	36.000	60	7Bet UMi	2.0810	3950.0	72	18604	No
219	GOM_NL__2PRFIN20050920_191137_000000372041_00013_18604_6940.N1	20-SEP-2005 19:11:37	Bright	36.500	36	50Alp UMa	1.8000	6300.0	73	18604	No

220	GOM_NL__2PRFIN20050920_191305_000000332041_00013_18604_6941.N1	20-SEP-2005 19:13:05	Bright	33.000	82	48Bet UMa	2.3650	10600.	66	18604	No
221	GOM_NL__2PRFIN20050920_191612_000000332041_00013_18604_6942.N1	20-SEP-2005 19:16:12	Bright	32.500	174	52Psi UMa	3.0040	4400.0	65	18604	No
222	GOM_NL__2PRFIN20050920_194149_000000452041_00013_18604_6943.N1	20-SEP-2005 19:41:49	Dark	45.000	65	Lam Vel	2.2040	4400.0	90	18604	No
223	GOM_NL__2PRFIN20050920_194508_000000372041_00013_18604_6944.N1	20-SEP-2005 19:45:08	Dark	37.000	46	Del Vel	1.9540	10600.	74	18604	No
224	GOM_NL__2PRFIN20050920_194641_000000442041_00013_18604_6945.N1	20-SEP-2005 19:46:41	Dark	44.000	41	Eps Car	1.8600	4100.0	88	18604	No
225	GOM_NL__2PRFIN20050920_194850_000000422041_00014_18605_6927.N1	20-SEP-2005 19:48:50	Dark	42.000	29	Bet Car	1.6720	10200.	84	18605	No
226	GOM_NL__2PRFIN20050920_195711_000000362041_00014_18605_6928.N1	20-SEP-2005 19:57:11	Dark	36.000	135	Bet Hyi	2.8200	5800.0	72	18605	No
227	GOM_NL__2PRFIN20050920_200241_000000392041_00014_18605_6929.N1	20-SEP-2005 20:02:41	Straylight	38.500	148	Alp Tuc	2.8780	4100.0	77	18605	No
228	GOM_NL__2PRFIN20050920_200626_000000412041_00014_18605_6930.N1	20-SEP-2005 20:06:26	Straylight	40.500	31	Alp Gru	1.7340	15200.	81	18605	No
229	GOM_NL__2PRFIN20050920_200914_000000382041_00014_18605_6931.N1	20-SEP-2005 20:09:14	Straylight	37.500	172	Gam Gru	3.0030	13100.	75	18605	No
230	GOM_NL__2PRFIN20050920_201043_000000422041_00014_18605_6932.N1	20-SEP-2005 20:10:43	Straylight	42.000	18	24Alp PsA	1.1660	9700.0	84	18605	No
231	GOM_NL__2PRFIN20050920_201513_000000392041_00014_18605_6933.N1	20-SEP-2005 20:15:13	Tw_i_and_stray	39.000	142	49Del Cap	2.8500	8900.0	78	18605	No
232	GOM_NL__2PRFIN20050920_201923_000000372041_00014_18605_6934.N1	20-SEP-2005 20:19:23	Bright	36.500	162	34Alp Aqr	2.9440	5350.0	73	18605	No
233	GOM_NL__2PRFIN20050920_202225_000000372041_00014_18605_6935.N1	20-SEP-2005 20:22:25	Bright	36.500	61	8Eps Peg	2.1000	3900.0	73	18605	No
234	GOM_NL__2PRFIN20050920_202955_000000392041_00014_18605_6936.N1	20-SEP-2005 20:29:55	Bright	38.500	92	53Eps Cyg	2.5000	4500.0	77	18605	No
235	GOM_NL__2PRFIN20050920_203258_000000362041_00014_18605_6937.N1	20-SEP-2005 20:32:58	Bright	36.000	19	50Alp Cyg	1.2460	10500.	72	18605	No
236	GOM_NL__2PRFIN20050920_203706_000000362041_00014_18605_6938.N1	20-SEP-2005 20:37:06	Bright	36.000	89	5Alp Cep	2.4510	8000.0	72	18605	No
237	GOM_NL__2PRFIN20050920_204558_000000372041_00014_18605_6939.N1	20-SEP-2005 20:45:58	Bright	37.000	60	7Bet UMi	2.0810	3950.0	74	18605	No
238	GOM_NL__2PRFIN20050920_205213_000000362041_00014_18605_6940.N1	20-SEP-2005 20:52:13	Bright	35.500	36	50Alp UMa	1.8000	6300.0	71	18605	No
239	GOM_NL__2PRFIN20050920_205341_000000362041_00014_18605_6941.N1	20-SEP-2005 20:53:41	Bright	35.500	82	48Bet UMa	2.3650	10600.	71	18605	No
240	GOM_NL__2PRFIN20050920_205648_000000342041_00014_18605_6942.N1	20-SEP-2005 20:56:48	Bright	33.500	174	52Psi UMa	3.0040	4400.0	67	18605	No
241	GOM_NL__2PRFIN20050920_212225_000000452041_00014_18605_6943.N1	20-SEP-2005 21:22:25	Dark	45.000	65	Lam Vel	2.2040	4400.0	90	18605	No
242	GOM_NL__2PRFIN20050920_212544_000000392041_00014_18605_6944.N1	20-SEP-2005 21:25:44	Dark	39.000	46	Del Vel	1.9540	10600.	78	18605	No
243	GOM_NL__2PRFIN20050920_212717_000000502041_00014_18605_6945.N1	20-SEP-2005 21:27:17	Dark	50.000	41	Eps Car	1.8600	4100.0	100	18605	No
244	GOM_NL__2PRFIN20050920_212926_000000442041_00015_18606_6927.N1	20-SEP-2005 21:29:26	Dark	43.500	29	Bet Car	1.6720	10200.	87	18606	No
245	GOM_NL__2PRFIN20050920_213747_000000362041_00015_18606_6928.N1	20-SEP-2005 21:37:47	Dark	36.000	135	Bet Hyi	2.8200	5800.0	72	18606	No
246	GOM_NL__2PRFIN20050920_214317_000000442041_00015_18606_6929.N1	20-SEP-2005 21:43:17	Straylight	43.500	148	Alp Tuc	2.8780	4100.0	87	18606	No
247	GOM_NL__2PRFIN20050920_214702_000000412041_00015_18606_6930.N1	20-SEP-2005 21:47:02	Straylight	40.500	31	Alp Gru	1.7340	15200.	81	18606	No
248	GOM_NL__2PRFIN20050920_214950_000000372041_00015_18606_6931.N1	20-SEP-2005 21:49:50	Straylight	37.000	172	Gam Gru	3.0030	13100.	74	18606	No
249	GOM_NL__2PRFIN20050920_215119_000000432041_00015_18606_6932.N1	20-SEP-2005 21:51:19	Straylight	43.000	18	24Alp PsA	1.1660	9700.0	86	18606	No
250	GOM_NL__2PRFIN20050920_215549_000000412041_00015_18606_6933.N1	20-SEP-2005 21:55:49	Tw_i_and_stray	40.500	142	49Del Cap	2.8500	8900.0	81	18606	No
251	GOM_NL__2PRFIN20050920_215959_000000372041_00015_18606_6934.N1	20-SEP-2005 21:59:59	Bright	37.000	162	34Alp Aqr	2.9440	5350.0	74	18606	No
252	GOM_NL__2PRFIN20050920_220301_000000372041_00015_18606_6935.N1	20-SEP-2005 22:03:01	Bright	36.500	61	8Eps Peg	2.1000	3900.0	73	18606	No
253	GOM_NL__2PRFIN20050920_221031_000000392041_00015_18606_6936.N1	20-SEP-2005 22:10:31	Bright	39.000	92	53Eps Cyg	2.5000	4500.0	78	18606	No
254	GOM_NL__2PRFIN20050920_221334_000000372041_00015_18606_6937.N1	20-SEP-2005 22:13:34	Bright	37.000	19	50Alp Cyg	1.2460	10500.	74	18606	No
255	GOM_NL__2PRFIN20050920_221741_000000332041_00015_18606_6938.N1	20-SEP-2005 22:17:41	Bright	33.000	89	5Alp Cep	2.4510	8000.0	66	18606	No
256	GOM_NL__2PRFIN20050920_222634_000000322041_00015_18606_6939.N1	20-SEP-2005 22:26:34	Bright	32.000	60	7Bet UMi	2.0810	3950.0	64	18606	No
257	GOM_NL__2PRFIN20050920_223249_000000352041_00015_18606_6940.N1	20-SEP-2005 22:32:49	Bright	34.500	36	50Alp UMa	1.8000	6300.0	69	18606	No
258	GOM_NL__2PRFIN20050920_223417_000000442041_00015_18606_6941.N1	20-SEP-2005 22:34:17	Bright	44.000	82	48Bet UMa	2.3650	10600.	88	18606	No
259	GOM_NL__2PRFIN20050920_223724_000000342041_00015_18606_6942.N1	20-SEP-2005 22:37:24	Bright	34.000	174	52Psi UMa	3.0040	4400.0	68	18606	No
260	GOM_NL__2PRFIN20050920_230302_000000492041_00015_18606_6943.N1	20-SEP-2005 23:03:02	Dark	49.000	65	Lam Vel	2.2040	4400.0	98	18606	No
261	GOM_NL__2PRFIN20050920_230620_000000412041_00015_18606_6944.N1	20-SEP-2005 23:06:20	Dark	40.500	46	Del Vel	1.9540	10600.	81	18606	No
262	GOM_NL__2PRFIN20050920_230753_000000462041_00015_18606_6945.N1	20-SEP-2005 23:07:53	Dark	45.500	41	Eps Car	1.8600	4100.0	91	18606	No
263	GOM_NL__2PRFIN20050920_231002_000000382041_00016_18607_6927.N1	20-SEP-2005 23:10:02	Dark	38.000	29	Bet Car	1.6720	10200.	76	18607	No
264	GOM_NL__2PRFIN20050920_231823_000000372041_00016_18607_6928.N1	20-SEP-2005 23:18:23	Dark	36.500	135	Bet Hyi	2.8200	5800.0	73	18607	No
265	GOM_NL__2PRFIN20050920_232353_000000462041_00016_18607_6929.N1	20-SEP-2005 23:23:53	Straylight	46.000	148	Alp Tuc	2.8780	4100.0	92	18607	No
266	GOM_NL__2PRFIN20050920_232738_000000402041_00016_18607_6930.N1	20-SEP-2005 23:27:38	Straylight	40.000	31	Alp Gru	1.7340	15200.	80	18607	No
267	GOM_NL__2PRFIN20050920_233026_000000382041_00016_18607_6931.N1	20-SEP-2005 23:30:26	Straylight	37.500	172	Gam Gru	3.0030	13100.	75	18607	No
268	GOM_NL__2PRFIN20050920_233155_000000442041_00016_18607_6932.N1	20-SEP-2005 23:31:55	Straylight	44.000	18	24Alp PsA	1.1660	9700.0	88	18607	No
269	GOM_NL__2PRFIN20050920_233625_000000402041_00016_18607_6933.N1	20-SEP-2005 23:36:25	Tw_i_and_stray	39.500	142	49Del Cap	2.8500	8900.0	79	18607	No
270	GOM_NL__2PRFIN20050920_234035_000000372041_00016_18607_6934.N1	20-SEP-2005 23:40:35	Bright	36.500	162	34Alp Aqr	2.9440	5350.0	73	18607	No
271	GOM_NL__2PRFIN20050920_234337_000000382041_00016_18607_6935.N1	20-SEP-2005 23:43:37	Bright	38.000	61	8Eps Peg	2.1000	3900.0	76	18607	No
272	GOM_NL__2PRFIN20050920_235108_000000372041_00016_18607_6936.N1	20-SEP-2005 23:51:08	Bright	36.500	92	53Eps Cyg	2.5000	4500.0	73	18607	No
273	GOM_NL__2PRFIN20050920_235410_000000352041_00016_18607_6937.N1	20-SEP-2005 23:54:10	Bright	35.000	19	50Alp Cyg	1.2460	10500.	70	18607	No
274	GOM_NL__2PRFIN20050920_235818_000000352041_00016_18607_6938.N1	20-SEP-2005 23:58:18	Bright	35.000	89	5Alp Cep	2.4510	8000.0	70	18607	No

In this section it is plotted some information contained in the Quality Summary data set of the level 2 products. Only products in dark limb conditions and without errors (error flag in the MPH set to "0") are used.

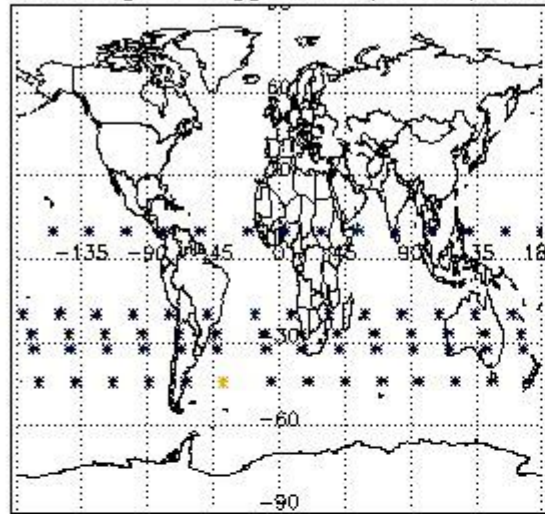
### 3.1 Plot quality information per product (time dependant)



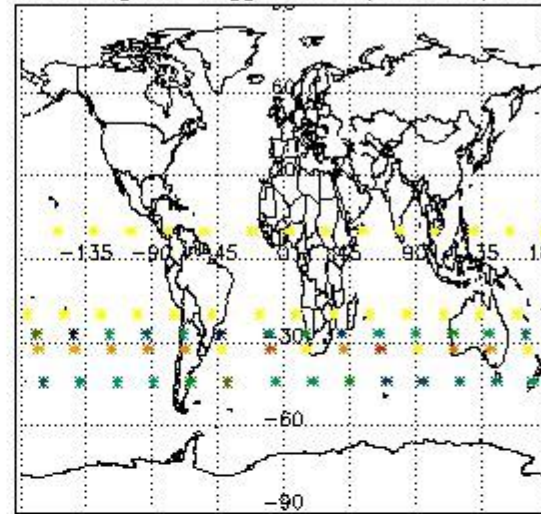
### 3.2 Plot quality information per product (world map)




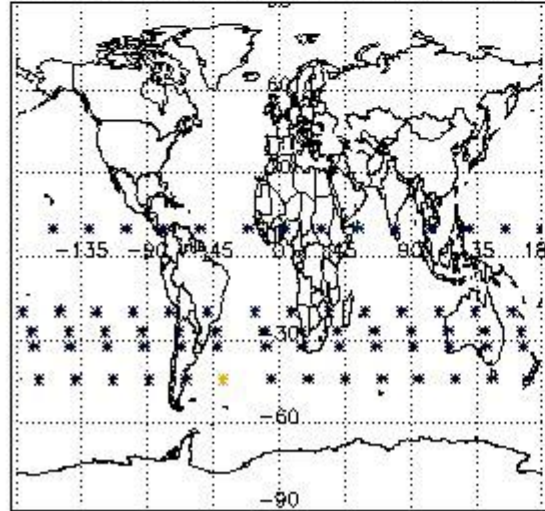
Percentage of flagged data per O3 profile



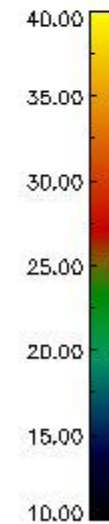
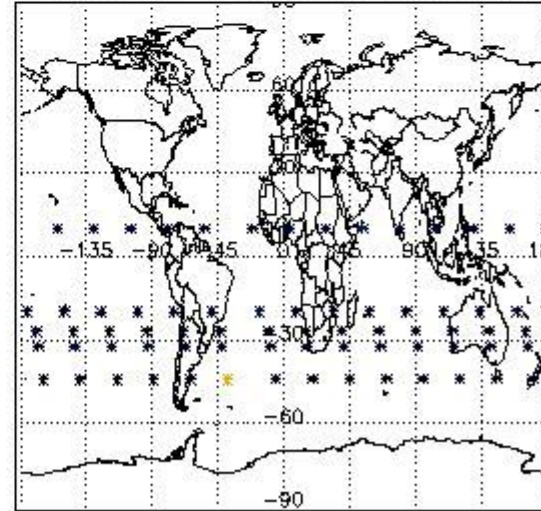
Percentage of flagged data per H2O profile



Percentage of flagged data per NO2 profile



Percentage of flagged data per NO3 profile



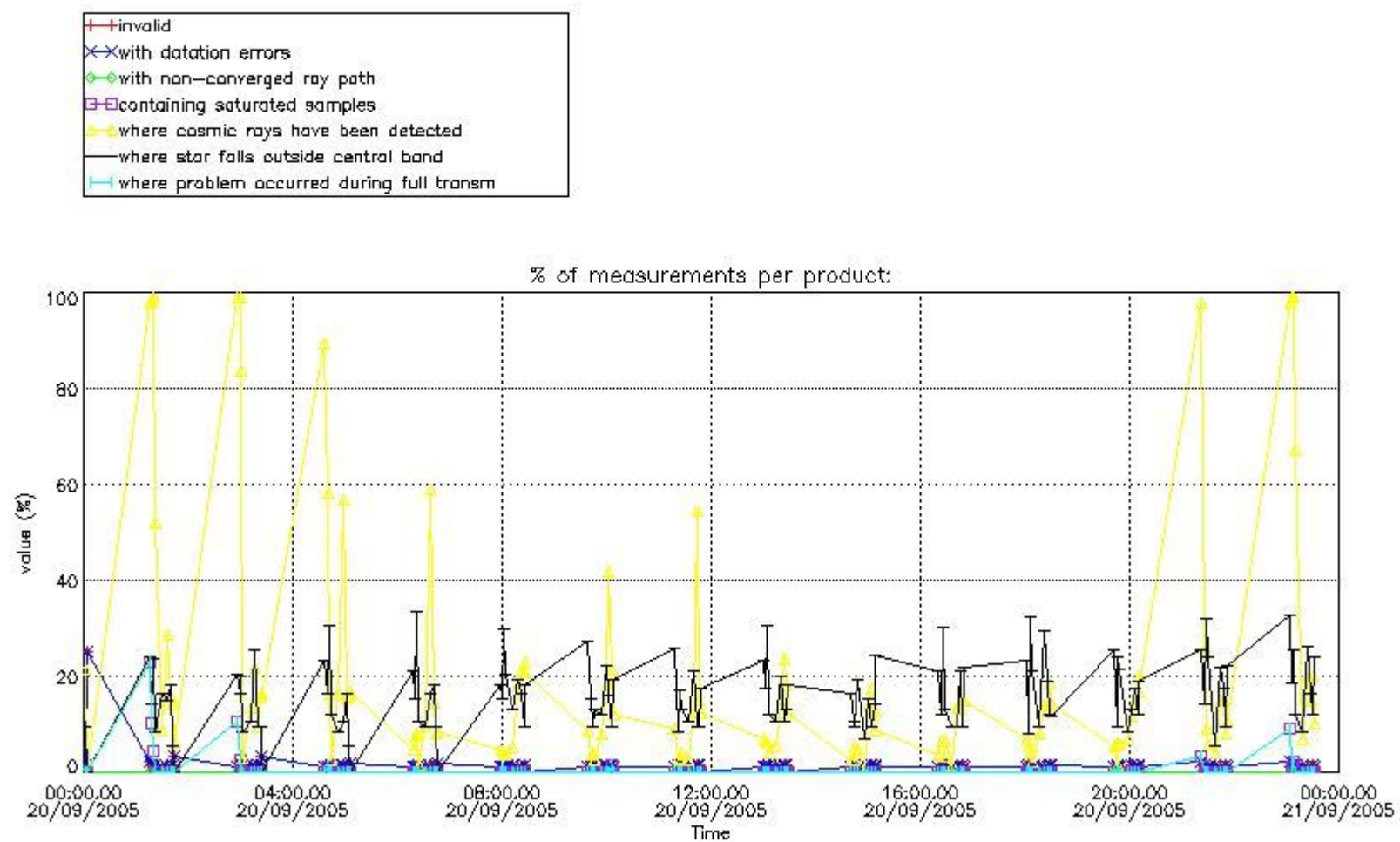
#### 4. Level 1 quality information per product

In this section it is plotted some information contained in the Quality Summary data set of the level 2 products that comes from the level 1b processing. Products without errors (error flag in the MPH set to "0") are used.

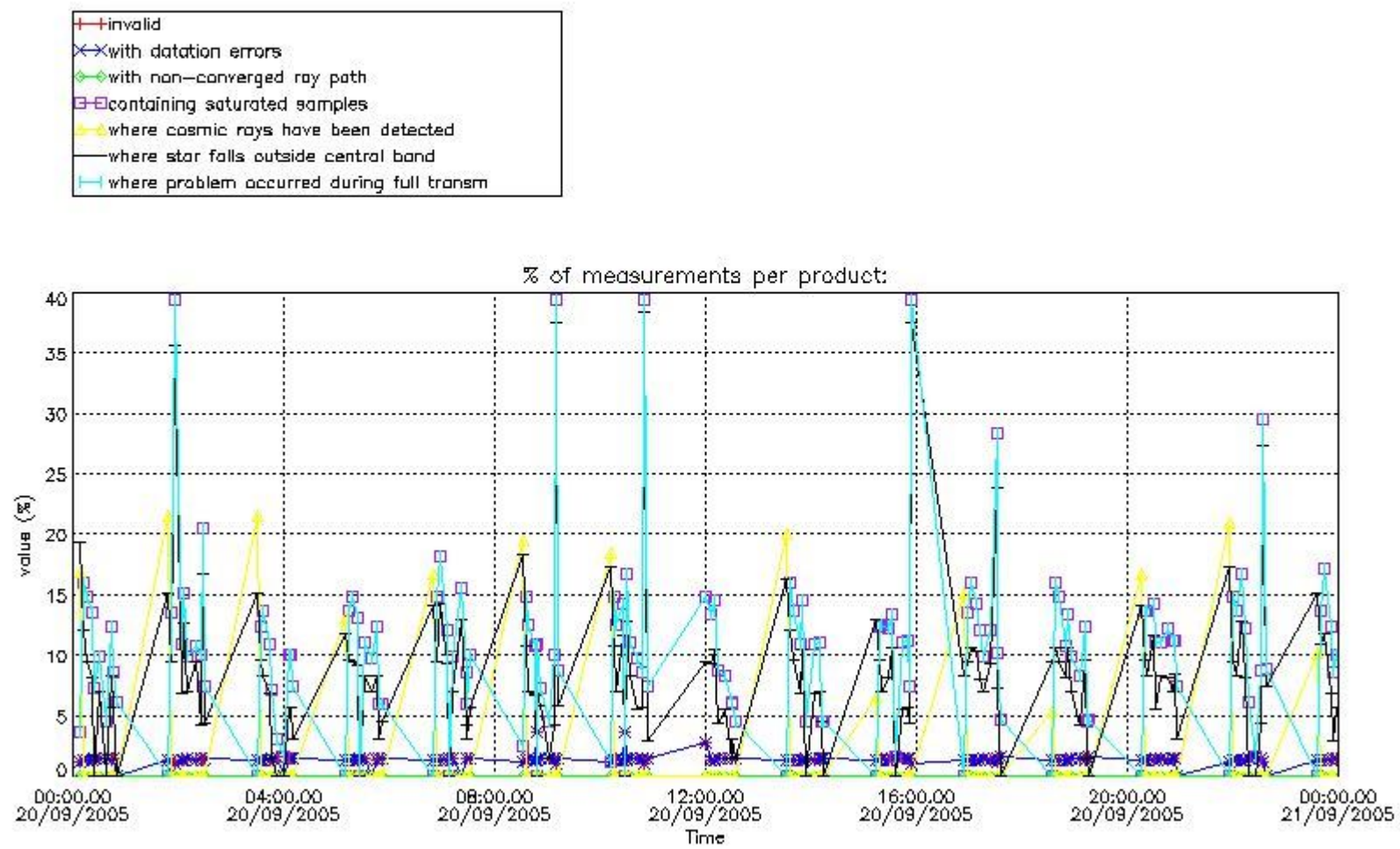
##### 4.1 Plot quality information per product (time dependant) coming from level 1b processing

###### 4.1.1 Plot level 1 quality information per product (time dependant): ENVISAT ASCENDING passes





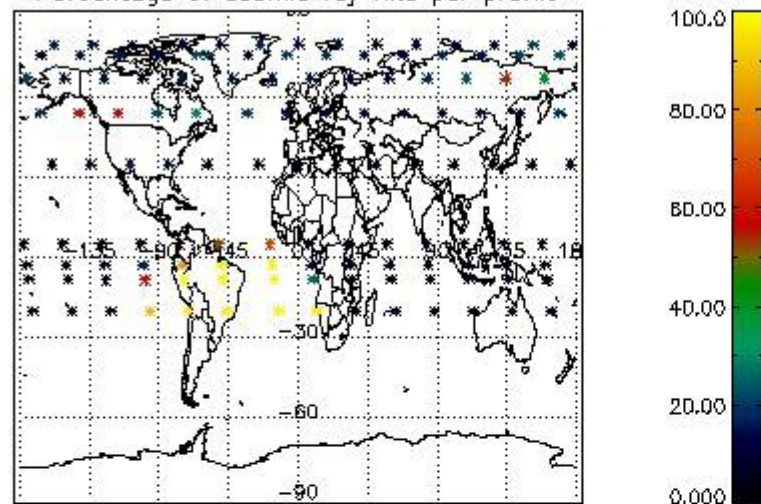
4.1.2 Plot level 1 quality information per product (time dependant): ENVI SAT DESCENDING passes



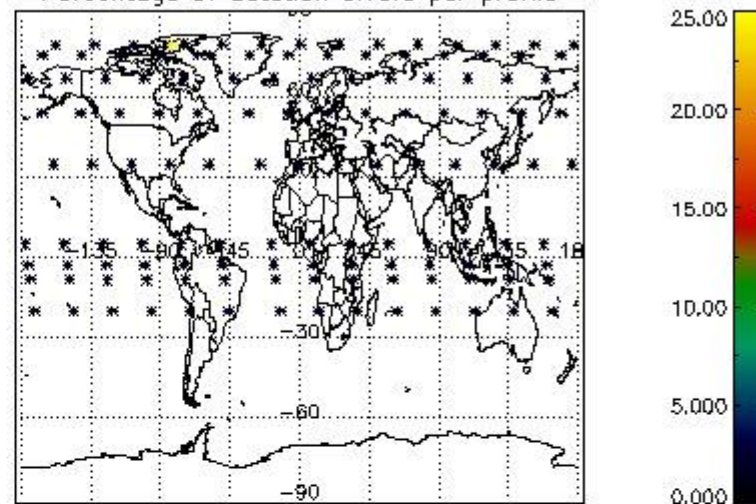
4.2 Plot quality information per product coming from level 1b processing (world map)

4.2.1 Plot level 1 quality information per product (world map): ENVISAT ASCENDING passes

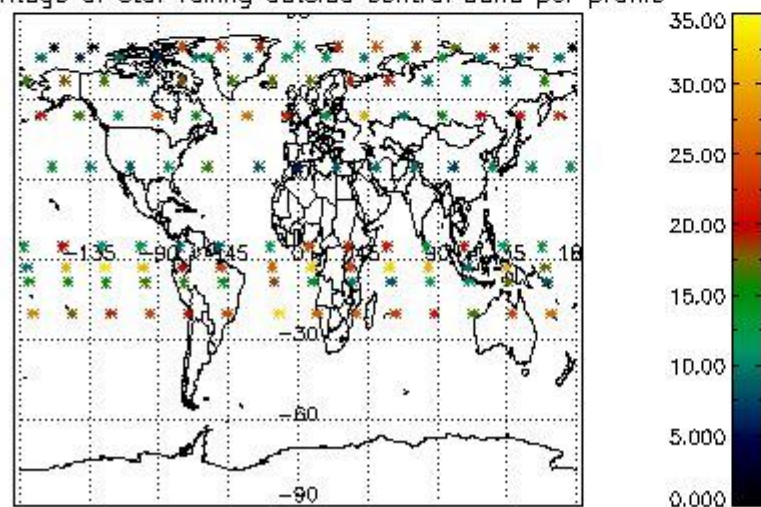
Percentage of cosmic ray hits per profile



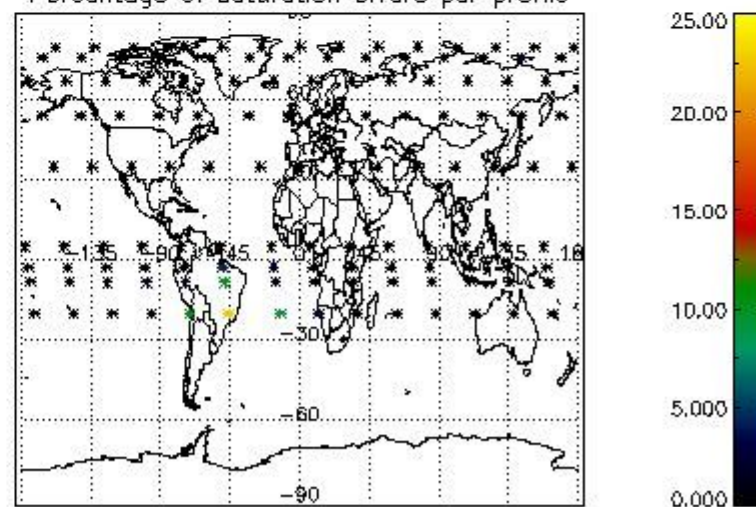
Percentage of datation errors per profile



Percentage of star falling outside central band per profile

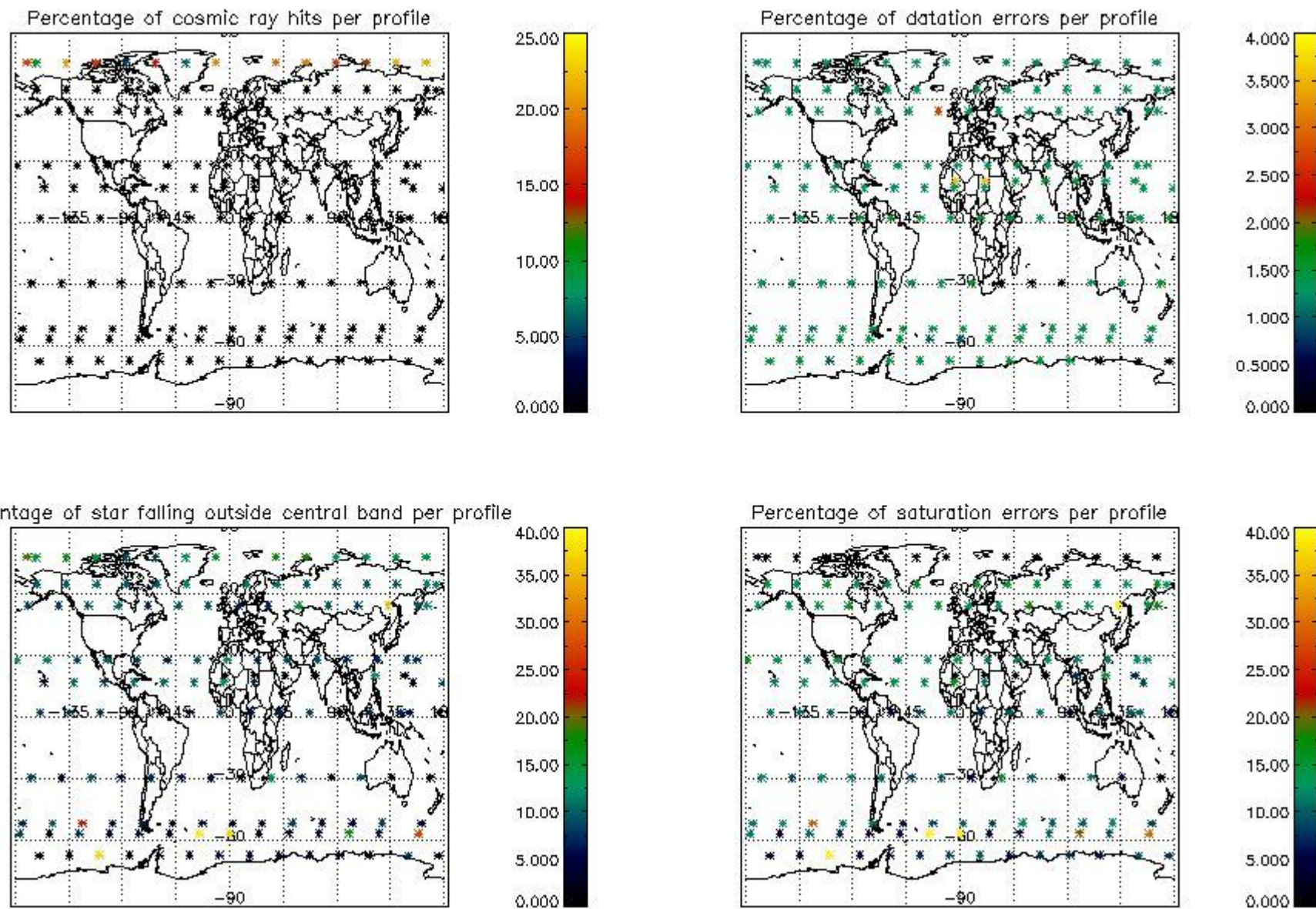


Percentage of saturation errors per profile



4.2.2 Plot level 1 quality information per product (world map): ENVISAT DESCENDING passes





## 5. Trace gas profiles

### 5.1 Ozone statistics based on quality of products

The final quality of the products can be "measured" using the STD (Standard Deviation) attached to every point profile. This information is written to the parameter GOM\_NL\_\_2P/NL\_LOCAL\_SPECIES\_DENSITY/o3\_std of the level 2 products. The table below shows the statistics for given STD ranges.

The statistics are given with respect to the overall valid production:

- Products without fatal errors: GOM\_NL\_\_2P/MPH/PRODUCT\_ERR=0
- Valid point profile: GOM\_NL\_\_2P/NL\_LOCAL\_SPECIES\_DENSITY/pcd(0)=0

The 'Criteria' is applied to valid points of dark limb products:

- Products in dark limb illumination condition: GOM\_NL\_\_2P/NL\_SUMMARY\_QUALITY/obs\_ill\_cond=0
- Products without fatal errors: GOM\_NL\_\_2P/MPH/PRODUCT\_ERR=0
- Valid point profile: GOM\_NL\_\_2P/NL\_LOCAL\_SPECIES\_DENSITY/pcd(0)=0

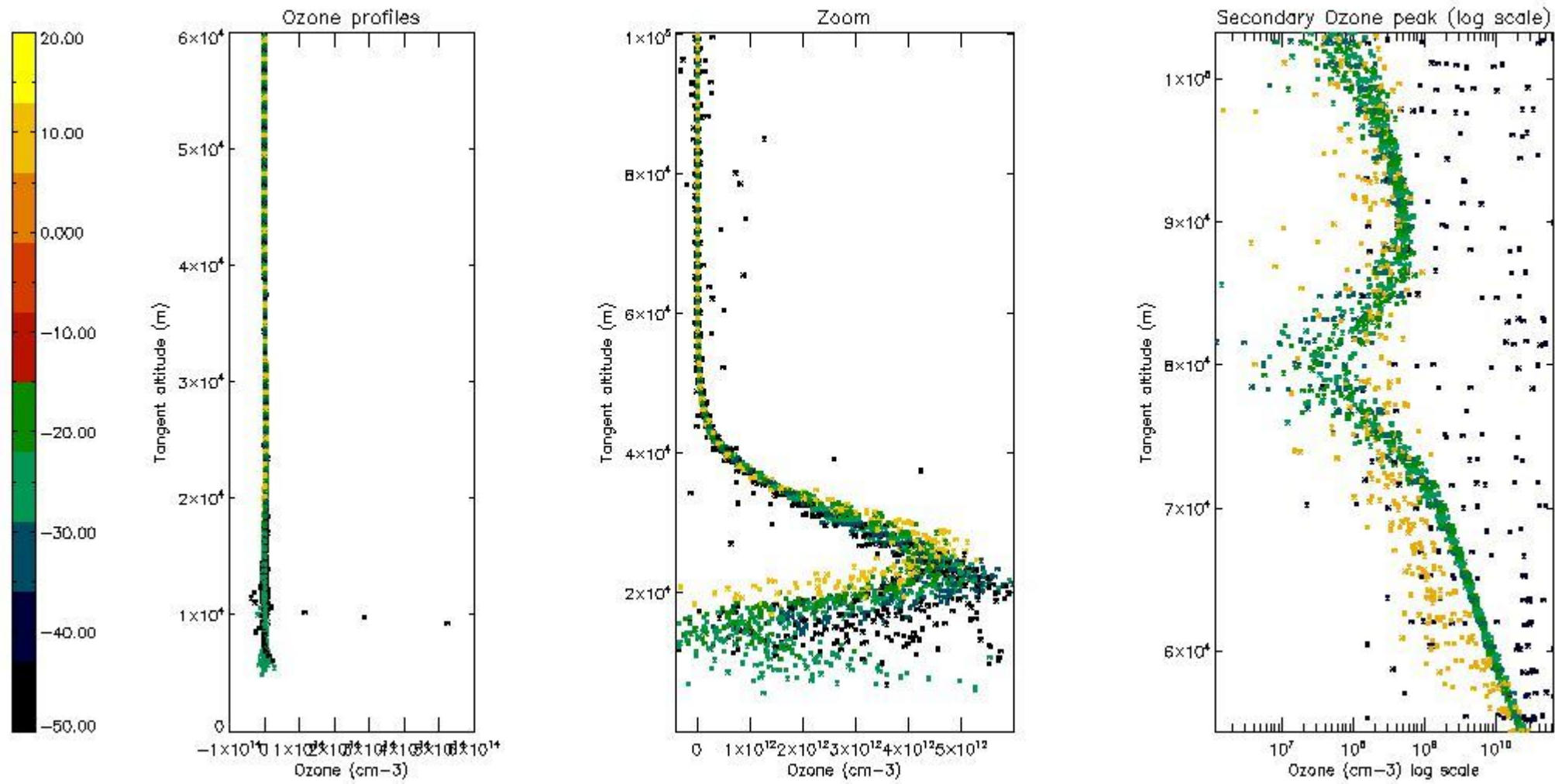
So, the table below shows the percentage of dark limb and valid observations for each criteria with respect to the overall valid daily observations.

Criteria	% of total production
All STD	28
STD < 20	14

STD < 10	11
STD < 5	6

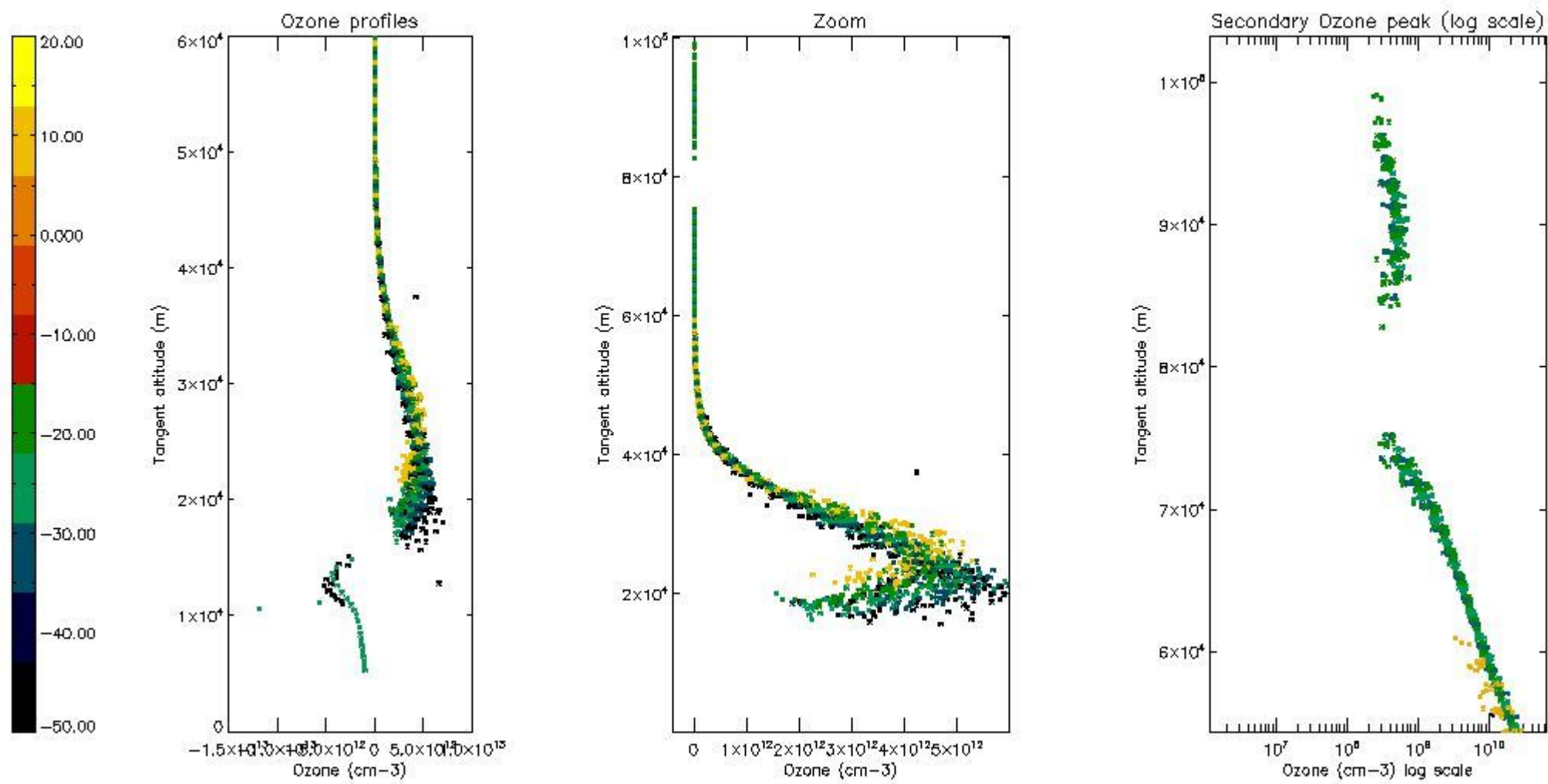
5.2 Plot ozone profiles for all STD (dark without errors)

The colorbar represents the latitude.



5.3 Plot ozone profiles where STD < 20% (dark without errors)

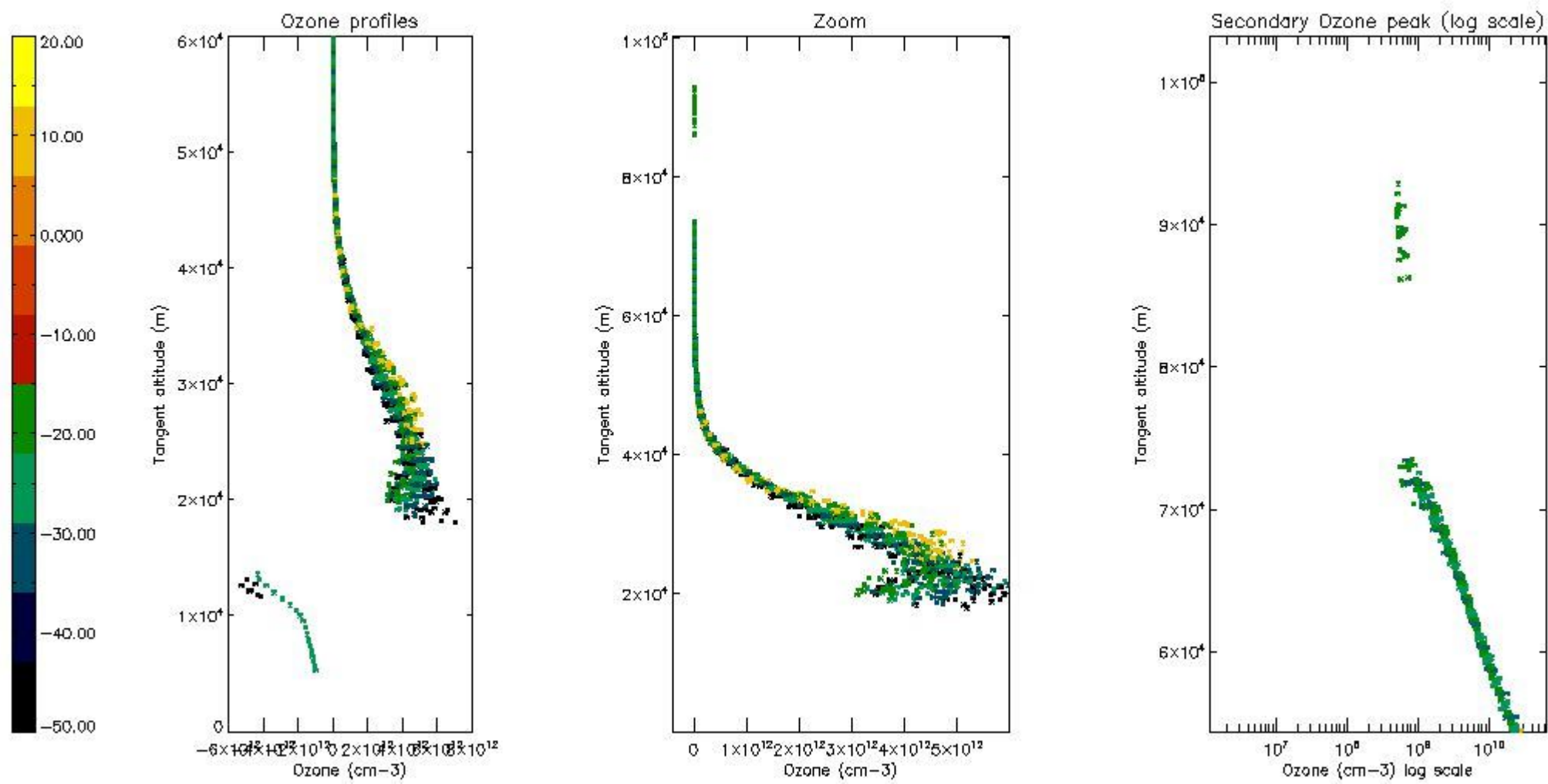
The colorbar represents the latitude.



*5.4 Plot ozone profiles where STD < 10% (dark without errors)*

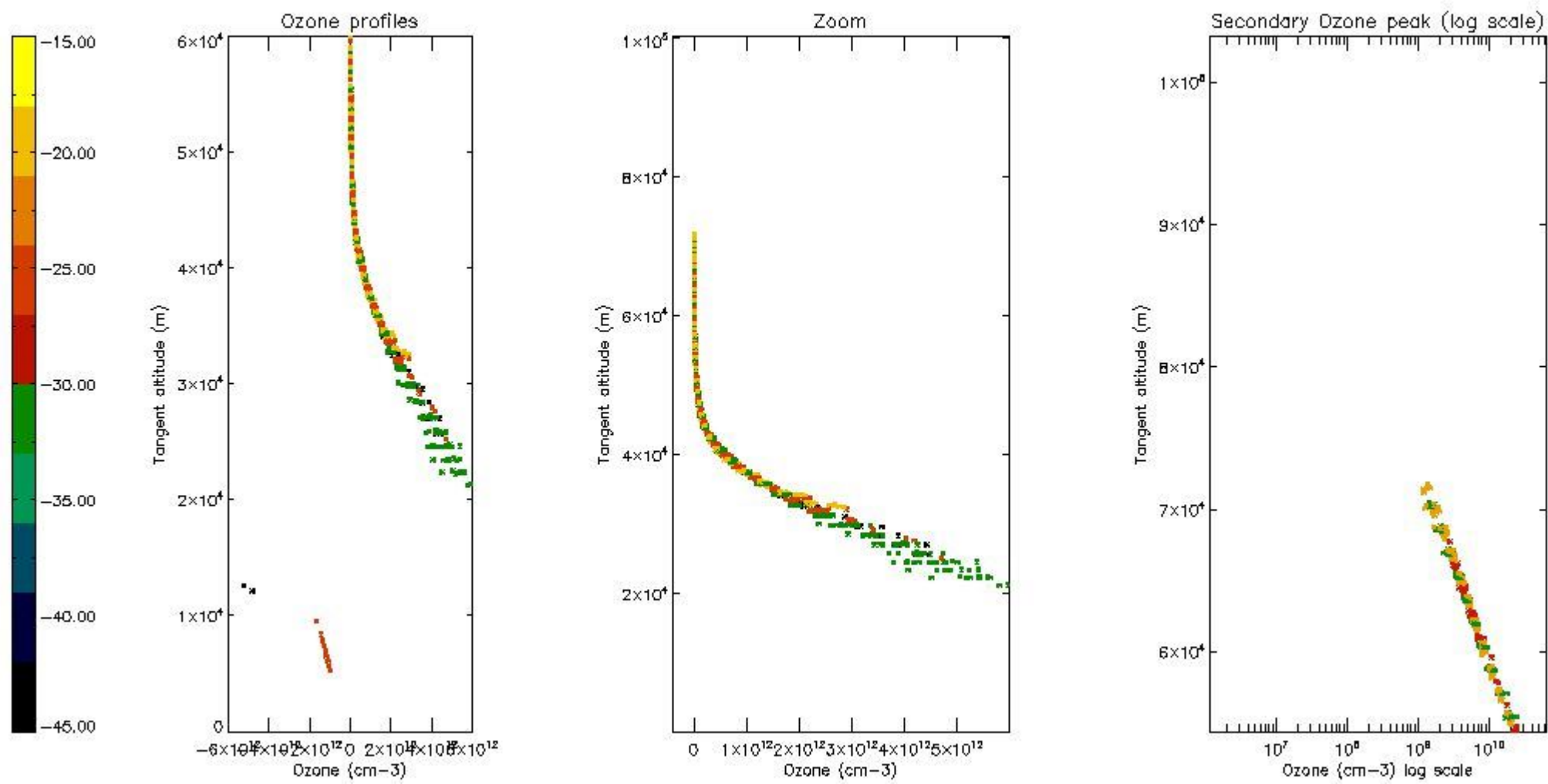
The colorbar represents the latitude.





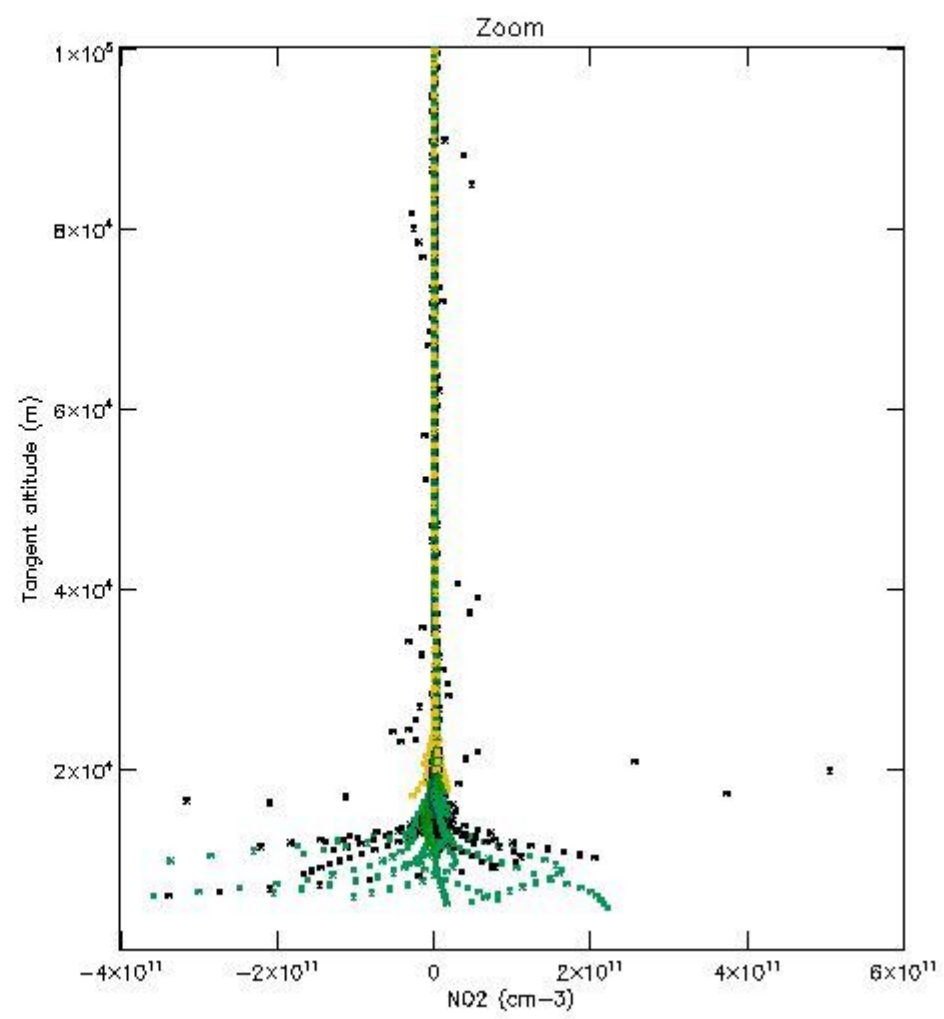
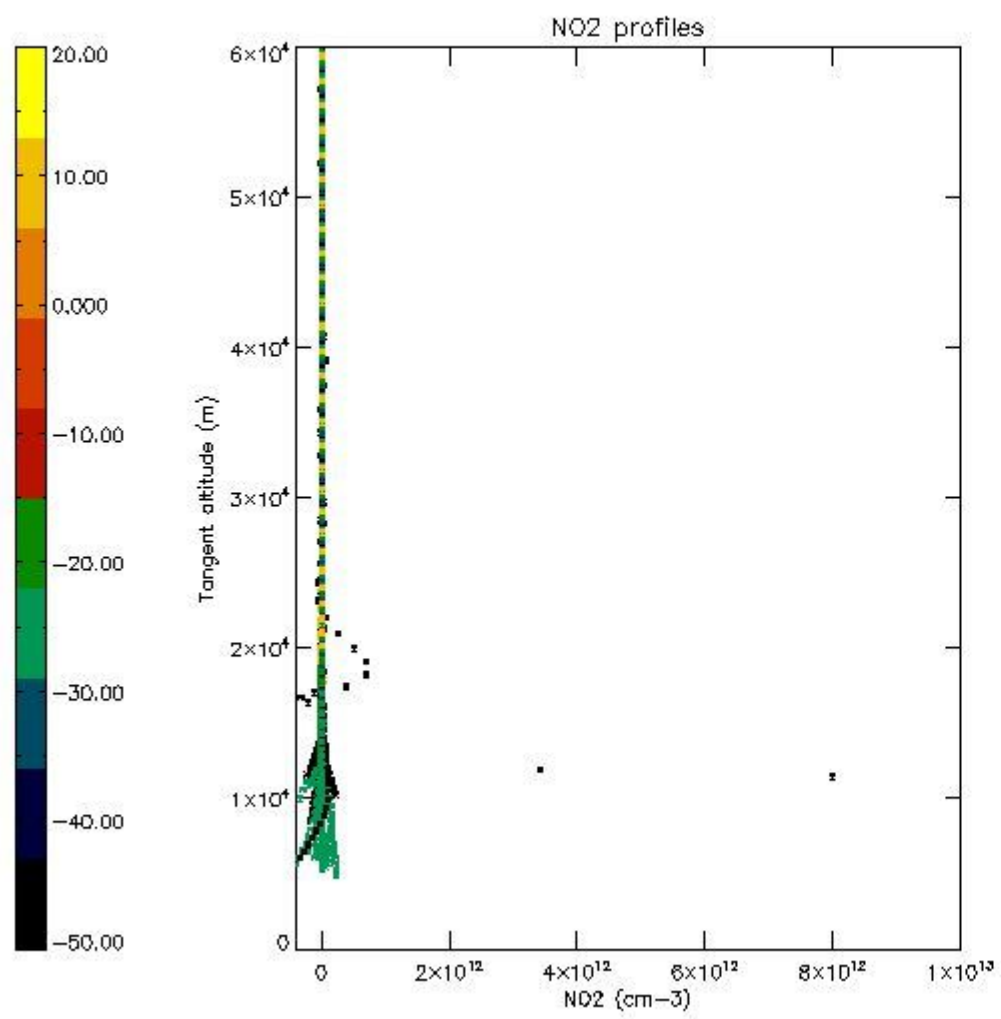
*5.5 Plot ozone profiles where STD < 5% (dark without errors)*

The colorbar represents the latitude.



*5.6 Plot NO<sub>2</sub> profiles for all STD (dark without errors)*

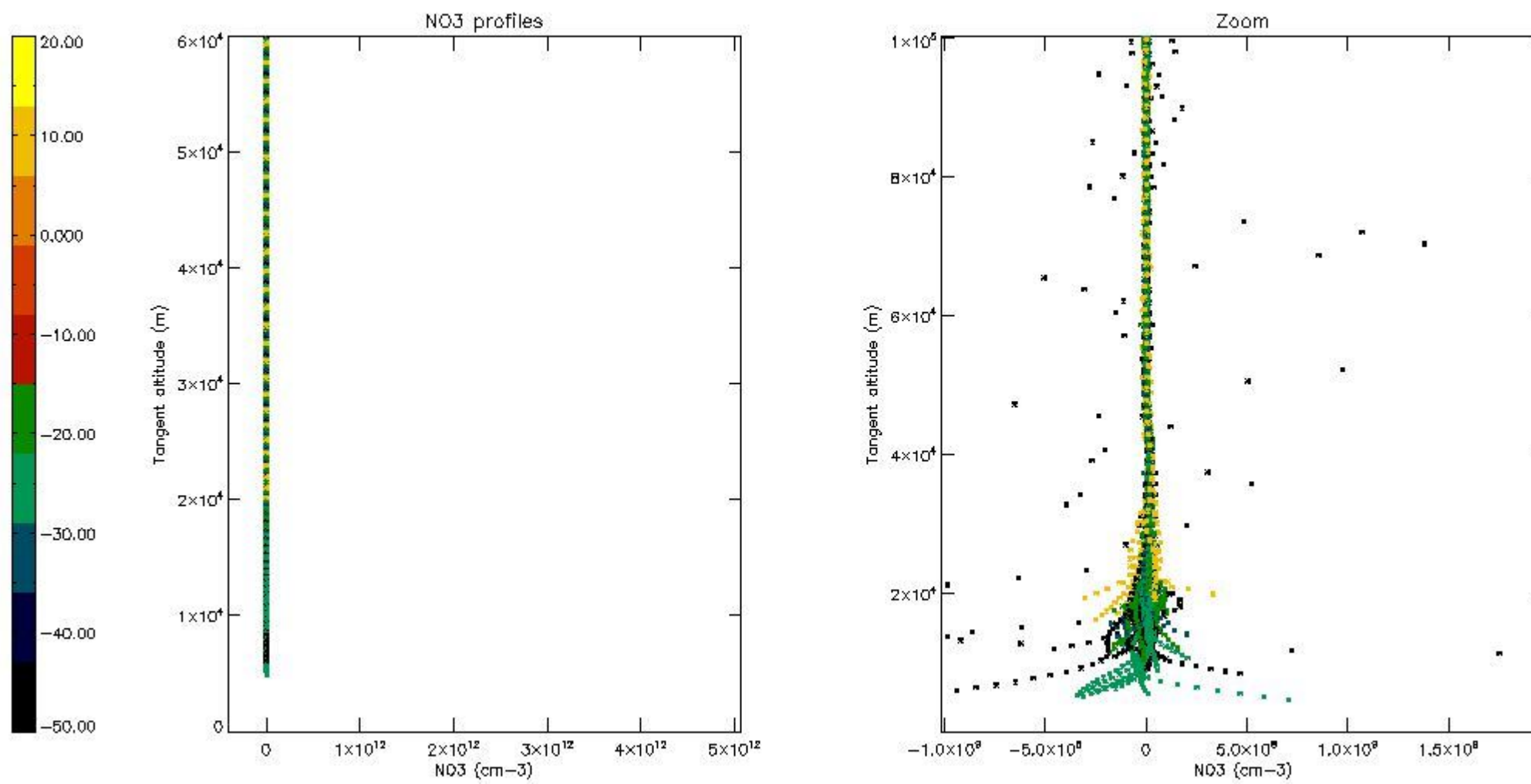
The colorbar represents the latitude.



*5.7 Plot NO3 profiles for all STD (dark without errors)*

The colorbar represents the latitude.





## 6. Auxiliary Data Files used for the production reported in section 2

The number reported in the third column indicates since which file (see list in section 2) the corresponding auxiliary file has been used. The fourth column is the date of those product files.

Type	Auxiliary Filename	Used since product	Used since product date
INST_PHYS_CHARACTERISTICS	GOM_INS_AXVIEC20091111_143220_20030716_120000_20500101_000000	1	20-SEP-2005 00:02:01
LEVEL-2_PROC_CONFIG	GOM_PR2_AXVIEC20091111_152718_20020301_000000_20500101_000000	1	20-SEP-2005 00:02:01
CROSS_SECTIONS_FILE	GOM_CRS_AXVIEC20091111_154832_20020301_000000_20500101_000000	1	20-SEP-2005 00:02:01

# GOMOS Level 2 Daily Report

## SUMMARY

### [1. General Info](#)

### [2. Summary of processed GOM\\_NL\\_2P products](#)

### [3. Level 2 Quality information per product](#)

#### [3.1 Plot of level 2 quality information per product \(time dependant\)](#)

#### [3.2 Plot of level 2 quality information per product \(world map\)](#)

### [4. Level 1 Quality information per product \(stored on level 2 products\)](#)

#### [4.1 Plot of level 1 quality information per product \(time dependant\)](#)

##### [4.1.1 Plot of level 1 quality information per product \(time dependant\): ASCENDING](#)

##### [4.1.2 Plot of level 1 quality information per product \(time dependant\): DESCENDING](#)

#### [4.2 Plot of level 1 quality information per product \(world map\)](#)

##### [4.2.1 Plot of level 1 quality information per product \(world map\): ASCENDING](#)

##### [4.2.2 Plot of level 1 quality information per product \(world map\): DESCENDING](#)

### [5. Ozone profiles based on quality statistics and other trace gas profiles](#)

#### [5.1 Ozone statistics based on quality of products](#)

#### [5.2 Plot ozone profiles for all STD \(dark without errors\)](#)

#### [5.3 Plot ozone profiles where STD < 20% \(dark without errors\)](#)

#### [5.4. Plot ozone profiles where STD < 10% \(dark without errors\)](#)

#### [5.5. Plot ozone profiles where STD < 5% \(dark without errors\)](#)

#### [5.6 Plot NO2 profiles for all STD \(dark without errors\)](#)

#### [5.7 Plot NO3 profiles for all STD \(dark without errors\)](#)

#### [5.8 Plot H2O profiles \(only for occultations of stars 1,2,3,4,13,14,16,26,63 dark without errors\) for all STD](#)

### [6. Auxiliary Data Files used for the production reported in section 2](#)

This report presents the daily analysis on parameters extracted from GOMOS level 2 data (GOM\_NL\_\_2P). It is intended to monitor some important parameters that will impact the quality of these products. A list of level 2 products (and content) that have arrived during the reporting day to the PCF is also given.

Item	Value
Time of report generation	18APR2013 11:04:33
Data source version	GOMOS/6.01
Start time of products	20-09-2005 (20SEP2005 00:00:00)
Stop time of products	21-09-2005 (21SEP2005 00:00:00)
Store outputs in DB	Yes
Nb of level 2 prods	274
Nb of prods with errors	0

## 2. Summary of processed GOM\_NL\_\_2P products.

Nr	Filename	UTC Start time	Limb	Duration	Star Id	Star Name	Star Mag	Star Temp	Nb Meas	Orbit	Prod. error
1	GOM_NL__2PRFIN20050920_000201_000000372041_00002_18593_6921.N1	20-SEP-2005 00:02:01	Straylight	37.000	172	Gam Gru	3.0030	13100.	74	18593	No
2	GOM_NL__2PRFIN20050920_000329_00000022041_00002_18593_6922.N1	20-SEP-2005 00:03:29	Straylight	2.0000	18	24Alp PsA	1.1660	9700.0	4	18593	No
3	GOM_NL__2PRFIN20050920_000759_000000422041_00002_18593_6923.N1	20-SEP-2005 00:07:59	Twilight_and_stray	41.500	142	49Del Cap	2.8500	8900.0	83	18593	No
4	GOM_NL__2PRFIN20050920_001210_000000382041_00002_18593_6924.N1	20-SEP-2005 00:12:10	Bright	37.500	162	34Alp Aqr	2.9440	5350.0	75	18593	No
5	GOM_NL__2PRFIN20050920_001512_000000372041_00002_18593_6925.N1	20-SEP-2005 00:15:12	Bright	37.000	61	8Eps Peg	2.1000	3900.0	74	18593	No
6	GOM_NL__2PRFIN20050920_002239_000000372041_00002_18593_6926.N1	20-SEP-2005 00:22:39	Bright	37.000	92	53Eps Cyg	2.5000	4500.0	74	18593	No
7	GOM_NL__2PRFIN20050920_002450_000000352041_00002_18593_6927.N1	20-SEP-2005 00:24:50	Bright	34.500	66	37Gam Cyg	2.2080	5900.0	69	18593	No
8	GOM_NL__2PRFIN20050920_002953_000000362041_00002_18593_6928.N1	20-SEP-2005 00:29:53	Bright	35.500	89	5Alp Cep	2.4510	8000.0	71	18593	No
9	GOM_NL__2PRFIN20050920_003843_000000342041_00002_18593_6929.N1	20-SEP-2005 00:38:43	Bright	33.500	60	7Bet UMi	2.0810	3950.0	67	18593	No
10	GOM_NL__2PRFIN20050920_004459_000000372041_00002_18593_6930.N1	20-SEP-2005 00:44:59	Bright	36.500	36	50Alp UMa	1.8000	6300.0	73	18593	No
11	GOM_NL__2PRFIN20050920_004627_000000352041_00002_18593_6931.N1	20-SEP-2005 00:46:27	Bright	35.000	82	48Bet UMa	2.3650	10600.	70	18593	No
12	GOM_NL__2PRFIN20050920_004934_000000332041_00002_18593_6932.N1	20-SEP-2005 00:49:34	Bright	32.500	174	52Psi UMa	3.0040	4400.0	65	18593	No
13	GOM_NL__2PRFIN20050920_011511_000000442041_00002_18593_6933.N1	20-SEP-2005 01:15:11	Dark	44.000	65	Lam Vel	2.2040	4400.0	88	18593	No
14	GOM_NL__2PRFIN20050920_011830_000000392041_00002_18593_6934.N1	20-SEP-2005 01:18:30	Dark	39.000	46	Del Vel	1.9540	10600.	78	18593	No
15	GOM_NL__2PRFIN20050920_012003_000000452041_00002_18593_6935.N1	20-SEP-2005 01:20:03	Dark	44.500	41	Eps Car	1.8600	4100.0	89	18593	No
16	GOM_NL__2PRFIN20050920_012214_000000372041_00003_18594_6662.N1	20-SEP-2005 01:22:14	Dark	36.500	29	Bet Car	1.6720	10200.	73	18594	No
17	GOM_NL__2PRFIN20050920_013034_000000402041_00003_18594_6663.N1	20-SEP-2005 01:30:34	Dark	39.500	135	Bet Hyi	2.8200	5800.0	79	18594	No
18	GOM_NL__2PRFIN20050920_013604_000000402041_00003_18594_6664.N1	20-SEP-2005 01:36:04	Straylight	40.000	148	Alp Tuc	2.8780	4100.0	80	18594	No
19	GOM_NL__2PRFIN20050920_013949_000000422041_00003_18594_6665.N1	20-SEP-2005 01:39:49	Straylight	41.500	31	Alp Gru	1.7340	15200.	83	18594	No
20	GOM_NL__2PRFIN20050920_014237_000000362041_00003_18594_6666.N1	20-SEP-2005 01:42:37	Straylight	35.500	172	Gam Gru	3.0030	13100.	71	18594	No
21	GOM_NL__2PRFIN20050920_014405_000000162041_00003_18594_6667.N1	20-SEP-2005 01:44:05	Straylight	16.000	18	24Alp PsA	1.1660	9700.0	32	18594	No
22	GOM_NL__2PRFIN20050920_014835_000000402041_00003_18594_6668.N1	20-SEP-2005 01:48:35	Twilight_and_stray	39.500	142	49Del Cap	2.8500	8900.0	79	18594	No
23	GOM_NL__2PRFIN20050920_015246_000000372041_00003_18594_6669.N1	20-SEP-2005 01:52:46	Bright	37.000	162	34Alp Aqr	2.9440	5350.0	74	18594	No
24	GOM_NL__2PRFIN20050920_015548_000000522041_00003_18594_6670.N1	20-SEP-2005 01:55:48	Bright	52.000	61	8Eps Peg	2.1000	3900.0	104	18594	No
25	GOM_NL__2PRFIN20050920_020316_000000372041_00003_18594_6671.N1	20-SEP-2005 02:03:16	Bright	36.500	92	53Eps Cyg	2.5000	4500.0	73	18594	No
26	GOM_NL__2PRFIN20050920_020527_000000402041_00003_18594_6672.N1	20-SEP-2005 02:05:27	Bright	39.500	66	37Gam Cyg	2.2080	5900.0	79	18594	No
27	GOM_NL__2PRFIN20050920_021029_000000362041_00003_18594_6673.N1	20-SEP-2005 02:10:29	Bright	35.500	89	5Alp Cep	2.4510	8000.0	71	18594	No
28	GOM_NL__2PRFIN20050920_021919_000000372041_00003_18594_6674.N1	20-SEP-2005 02:19:19	Bright	37.000	60	7Bet UMi	2.0810	3950.0	74	18594	No
29	GOM_NL__2PRFIN20050920_022535_000000352041_00003_18594_6675.N1	20-SEP-2005 02:25:35	Bright	35.000	36	50Alp UMa	1.8000	6300.0	70	18594	No
30	GOM_NL__2PRFIN20050920_022703_000000392041_00003_18594_6676.N1	20-SEP-2005 02:27:03	Bright	39.000	82	48Bet UMa	2.3650	10600.	78	18594	No
31	GOM_NL__2PRFIN20050920_023010_000000342041_00003_18594_6677.N1	20-SEP-2005 02:30:10	Bright	34.000	174	52Psi UMa	3.0040	4400.0	68	18594	No
32	GOM_NL__2PRFIN20050920_025547_000000422041_00003_18594_6678.N1	20-SEP-2005 02:55:47	Dark	42.000	65	Lam Vel	2.2040	4400.0	84	18594	No
33	GOM_NL__2PRFIN20050920_025906_000000402041_00003_18594_6679.N1	20-SEP-2005 02:59:06	Dark	40.000	46	Del Vel	1.9540	10600.	80	18594	No
34	GOM_NL__2PRFIN20050920_030039_000000432041_00003_18594_6680.N1	20-SEP-2005 03:00:39	Dark	42.500	41	Eps Car	1.8600	4100.0	85	18594	No
35	GOM_NL__2PRFIN20050920_030250_000000372041_00004_18595_6662.N1	20-SEP-2005 03:02:50	Dark	36.500	29	Bet Car	1.6720	10200.	73	18595	No
36	GOM_NL__2PRFIN20050920_031110_000000382041_00004_18595_6663.N1	20-SEP-2005 03:11:10	Dark	37.500	135	Bet Hyi	2.8200	5800.0	75	18595	No
37	GOM_NL__2PRFIN20050920_031640_000000462041_00004_18595_6664.N1	20-SEP-2005 03:16:40	Straylight	45.500	148	Alp Tuc	2.8780	4100.0	91	18595	No
38	GOM_NL__2PRFIN20050920_032025_000000382041_00004_18595_6665.N1	20-SEP-2005 03:20:25	Straylight	37.500	31	Alp Gru	1.7340	15200.	75	18595	No
39	GOM_NL__2PRFIN20050920_032313_000000372041_00004_18595_6666.N1	20-SEP-2005 03:23:13	Straylight	37.000	172	Gam Gru	3.0030	13100.	74	18595	No
40	GOM_NL__2PRFIN20050920_032441_000000162041_00004_18595_6667.N1	20-SEP-2005 03:24:41	Straylight	16.000	18	24Alp PsA	1.1660	9700.0	32	18595	No
41	GOM_NL__2PRFIN20050920_032911_000000402041_00004_18595_6668.N1	20-SEP-2005 03:29:11	Twilight_and_stray	39.500	142	49Del Cap	2.8500	8900.0	79	18595	No
42	GOM_NL__2PRFIN20050920_033322_000000372041_00004_18595_6669.N1	20-SEP-2005 03:33:22	Bright	36.500	162	34Alp Aqr	2.9440	5350.0	73	18595	No



43	GOM_NL__2PRFIN20050920_033624_000000372041_00004_18595_6670.N1	20-SEP-2005 03:36:24	Bright	36.500	61	8Eps Peg	2.1000	3900.0	73	18595	No
44	GOM_NL__2PRFIN20050920_034352_000000372041_00004_18595_6671.N1	20-SEP-2005 03:43:52	Bright	36.500	92	53Eps Cyg	2.5000	4500.0	73	18595	No
45	GOM_NL__2PRFIN20050920_034603_000000352041_00004_18595_6672.N1	20-SEP-2005 03:46:03	Bright	35.000	66	37Gam Cyg	2.2080	5900.0	70	18595	No
46	GOM_NL__2PRFIN20050920_035105_000000322041_00004_18595_6673.N1	20-SEP-2005 03:51:05	Bright	32.000	89	5Alp Cep	2.4510	8000.0	64	18595	No
47	GOM_NL__2PRFIN20050920_035955_000000332041_00004_18595_6674.N1	20-SEP-2005 03:59:55	Bright	32.500	60	7Bet UMi	2.0810	3950.0	65	18595	No
48	GOM_NL__2PRFIN20050920_040612_000000352041_00004_18595_6675.N1	20-SEP-2005 04:06:12	Bright	35.000	36	50Alp UMa	1.8000	6300.0	70	18595	No
49	GOM_NL__2PRFIN20050920_040739_000000352041_00004_18595_6676.N1	20-SEP-2005 04:07:39	Bright	35.000	82	48Bet UMa	2.3650	10600.	70	18595	No
50	GOM_NL__2PRFIN20050920_041046_000000342041_00004_18595_6677.N1	20-SEP-2005 04:10:46	Bright	33.500	174	52Psi UMa	3.0040	4400.0	67	18595	No
51	GOM_NL__2PRFIN20050920_043624_000000432041_00004_18595_6678.N1	20-SEP-2005 04:36:24	Dark	43.000	65	Lam Vel	2.2040	4400.0	86	18595	No
52	GOM_NL__2PRFIN20050920_043942_000000402041_00004_18595_6679.N1	20-SEP-2005 04:39:42	Dark	39.500	46	Del Vel	1.9540	10600.	79	18595	No
53	GOM_NL__2PRFIN20050920_044115_000000492041_00004_18595_6680.N1	20-SEP-2005 04:41:15	Dark	49.000	41	Eps Car	1.8600	4100.0	98	18595	No
54	GOM_NL__2PRFIN20050920_044326_000000382041_00005_18596_6662.N1	20-SEP-2005 04:43:26	Dark	37.500	29	Bet Car	1.6720	10200.	75	18596	No
55	GOM_NL__2PRFIN20050920_045146_000000372041_00005_18596_6663.N1	20-SEP-2005 04:51:46	Dark	36.500	135	Bet Hyi	2.8200	5800.0	73	18596	No
56	GOM_NL__2PRFIN20050920_045716_000000382041_00005_18596_6664.N1	20-SEP-2005 04:57:16	Straylight	38.000	148	Alp Tuc	2.8780	4100.0	76	18596	No
57	GOM_NL__2PRFIN20050920_050102_000000402041_00005_18596_6665.N1	20-SEP-2005 05:01:02	Straylight	39.500	31	Alp Gru	1.7340	15200.	79	18596	No
58	GOM_NL__2PRFIN20050920_050349_000000362041_00005_18596_6666.N1	20-SEP-2005 05:03:49	Straylight	35.500	172	Gam Gru	3.0030	13100.	71	18596	No
59	GOM_NL__2PRFIN20050920_050517_000000302041_00005_18596_6667.N1	20-SEP-2005 05:05:17	Straylight	30.000	18	24Alp PsA	1.1660	9700.0	60	18596	No
60	GOM_NL__2PRFIN20050920_050947_000000382041_00005_18596_6668.N1	20-SEP-2005 05:09:47	Twi_and_stray	38.000	142	49Del Cap	2.8500	8900.0	76	18596	No
61	GOM_NL__2PRFIN20050920_051358_000000372041_00005_18596_6669.N1	20-SEP-2005 05:13:58	Bright	36.500	162	34Alp Aqr	2.9440	5350.0	73	18596	No
62	GOM_NL__2PRFIN20050920_051700_000000372041_00005_18596_6670.N1	20-SEP-2005 05:17:00	Bright	37.000	61	8Eps Peg	2.1000	3900.0	74	18596	No
63	GOM_NL__2PRFIN20050920_052428_000000382041_00005_18596_6671.N1	20-SEP-2005 05:24:28	Bright	38.000	92	53Eps Cyg	2.5000	4500.0	76	18596	No
64	GOM_NL__2PRFIN20050920_052639_000000332041_00005_18596_6672.N1	20-SEP-2005 05:26:39	Bright	33.000	66	37Gam Cyg	2.2080	5900.0	66	18596	No
65	GOM_NL__2PRFIN20050920_053141_000000362041_00005_18596_6673.N1	20-SEP-2005 05:31:41	Bright	36.000	89	5Alp Cep	2.4510	8000.0	72	18596	No
66	GOM_NL__2PRFIN20050920_054032_000000362041_00005_18596_6674.N1	20-SEP-2005 05:40:32	Bright	36.000	60	7Bet UMi	2.0810	3950.0	72	18596	No
67	GOM_NL__2PRFIN20050920_054648_000000372041_00005_18596_6675.N1	20-SEP-2005 05:46:48	Bright	36.500	36	50Alp UMa	1.8000	6300.0	73	18596	No
68	GOM_NL__2PRFIN20050920_054815_000000342041_00005_18596_6676.N1	20-SEP-2005 05:48:15	Bright	33.500	82	48Bet UMa	2.3650	10600.	67	18596	No
69	GOM_NL__2PRFIN20050920_055123_000000342041_00005_18596_6677.N1	20-SEP-2005 05:51:23	Bright	33.500	174	52Psi UMa	3.0040	4400.0	67	18596	No
70	GOM_NL__2PRFIN20050920_061700_000000432041_00005_18596_6678.N1	20-SEP-2005 06:17:00	Dark	42.500	65	Lam Vel	2.2040	4400.0	85	18596	No
71	GOM_NL__2PRFIN20050920_062018_000000402041_00005_18596_6679.N1	20-SEP-2005 06:20:18	Dark	39.500	46	Del Vel	1.9540	10600.	79	18596	No
72	GOM_NL__2PRFIN20050920_062151_000000502041_00005_18596_6680.N1	20-SEP-2005 06:21:51	Dark	49.500	41	Eps Car	1.8600	4100.0	99	18596	No
73	GOM_NL__2PRFIN20050920_062402_000000382041_00006_18597_6662.N1	20-SEP-2005 06:24:02	Dark	37.500	29	Bet Car	1.6720	10200.	75	18597	No
74	GOM_NL__2PRFIN20050920_063223_000000372041_00006_18597_6663.N1	20-SEP-2005 06:32:23	Dark	37.000	135	Bet Hyi	2.8200	5800.0	74	18597	No
75	GOM_NL__2PRFIN20050920_063752_000000402041_00006_18597_6664.N1	20-SEP-2005 06:37:52	Straylight	40.000	148	Alp Tuc	2.8780	4100.0	80	18597	No
76	GOM_NL__2PRFIN20050920_064138_000000412041_00006_18597_6665.N1	20-SEP-2005 06:41:38	Straylight	41.000	31	Alp Gru	1.7340	15200.	82	18597	No
77	GOM_NL__2PRFIN20050920_064425_000000382041_00006_18597_6666.N1	20-SEP-2005 06:44:25	Straylight	37.500	172	Gam Gru	3.0030	13100.	75	18597	No
78	GOM_NL__2PRFIN20050920_064554_000000302041_00006_18597_6667.N1	20-SEP-2005 06:45:54	Straylight	30.000	18	24Alp PsA	1.1660	9700.0	60	18597	No
79	GOM_NL__2PRFIN20050920_065024_000000392041_00006_18597_6668.N1	20-SEP-2005 06:50:24	Twi_and_stray	39.000	142	49Del Cap	2.8500	8900.0	78	18597	No
80	GOM_NL__2PRFIN20050920_065434_000000372041_00006_18597_6669.N1	20-SEP-2005 06:54:34	Bright	37.000	162	34Alp Aqr	2.9440	5350.0	74	18597	No
81	GOM_NL__2PRFIN20050920_065736_000000392041_00006_18597_6670.N1	20-SEP-2005 06:57:36	Bright	38.500	61	8Eps Peg	2.1000	3900.0	77	18597	No
82	GOM_NL__2PRFIN20050920_070505_000000382041_00006_18597_6671.N1	20-SEP-2005 07:05:05	Bright	37.500	92	53Eps Cyg	2.5000	4500.0	75	18597	No
83	GOM_NL__2PRFIN20050920_070716_000000332041_00006_18597_6672.N1	20-SEP-2005 07:07:16	Bright	33.000	66	37Gam Cyg	2.2080	5900.0	66	18597	No
84	GOM_NL__2PRFIN20050920_071217_000000362041_00006_18597_6673.N1	20-SEP-2005 07:12:17	Bright	35.500	89	5Alp Cep	2.4510	8000.0	71	18597	No
85	GOM_NL__2PRFIN20050920_072108_000000392041_00006_18597_6674.N1	20-SEP-2005 07:21:08	Bright	38.500	60	7Bet UMi	2.0810	3950.0	77	18597	No
86	GOM_NL__2PRFIN20050920_072724_000000352041_00006_18597_6675.N1	20-SEP-2005 07:27:24	Bright	35.000	36	50Alp UMa	1.8000	6300.0	70	18597	No
87	GOM_NL__2PRFIN20050920_072851_000000342041_00006_18597_6676.N1	20-SEP-2005 07:28:51	Bright	33.500	82	48Bet UMa	2.3650	10600.	67	18597	No
88	GOM_NL__2PRFIN20050920_073159_000000352041_00006_18597_6677.N1	20-SEP-2005 07:31:59	Bright	35.000	174	52Psi UMa	3.0040	4400.0	70	18597	No
89	GOM_NL__2PRFIN20050920_075736_000000422041_00006_18597_6678.N1	20-SEP-2005 07:57:36	Dark	41.500	65	Lam Vel	2.2040	4400.0	83	18597	No
90	GOM_NL__2PRFIN20050920_080054_000000402041_00006_18597_6679.N1	20-SEP-2005 08:00:54	Dark	39.500	46	Del Vel	1.9540	10600.	79	18597	No
91	GOM_NL__2PRFIN20050920_080228_000000492041_00006_18597_6680.N1	20-SEP-2005 08:02:28	Dark	48.500	41	Eps Car	1.8600	4100.0	97	18597	No
92	GOM_NL__2PRFIN20050920_080438_000000422041_00007_18598_6662.N1	20-SEP-2005 08:04:38	Dark	42.000	29	Bet Car	1.6720	10200.	84	18598	No
93	GOM_NL__2PRFIN20050920_081259_000000392041_00007_18598_6663.N1	20-SEP-2005 08:12:59	Dark	38.500	135	Bet Hyi	2.8200	5800.0	77	18598	No
94	GOM_NL__2PRFIN20050920_081829_000000422041_00007_18598_6664.N1	20-SEP-2005 08:18:29	Straylight	41.500	148	Alp Tuc	2.8780	4100.0	83	18598	No
95	GOM_NL__2PRFIN20050920_082214_000000402041_00007_18598_6665.N1	20-SEP-2005 08:22:14	Straylight	40.000	31	Alp Gru	1.7340	15200.	80	18598	No
96	GOM_NL__2PRFIN20050920_082501_000000372041_00007_18598_6666.N1	20-SEP-2005 08:25:01	Straylight	37.000	172	Gam Gru	3.0030	13100.	74	18598	No
97	GOM_NL__2PRFIN20050920_082630_000000412041_00007_18598_6667.N1	20-SEP-2005 08:26:30	Straylight	41.000	18	24Alp PsA	1.1660	9700.0	82	18598	No
98	GOM_NL__2PRFIN20050920_083100_000000412041_00007_18598_6668.N1	20-SEP-2005 08:31:00	Twi_and_stray	41.000	142	49Del Cap	2.8500	8900.0	82	18598	No
99	GOM_NL__2PRFIN20050920_083510_000000372041_00007_18598_6669.N1	20-SEP-2005 08:35:10	Bright	37.000	162	34Alp Aqr	2.9440	5350.0	74	18598	No
100	GOM_NL__2PRFIN20050920_083812_000000362041_00007_18598_6670.N1	20-SEP-2005 08:38:12	Bright	36.000	61	8Eps Peg	2.1000	3900.0	72	18598	No
101	GOM_NL__2PRFIN20050920_084541_000000372041_00007_18598_6671.N1	20-SEP-2005 08:45:41	Bright	37.000	92	53Eps Cyg	2.5000	4500.0	74	18598	No

102	GOM_NL__2PRFIN20050920_084752_000000142041_00007_18598_6672.N1	20-SEP-2005 08:47:52	Twl_and_stray	14.000	66	37Gam Cyg	2.2080	5900.0	28	18598	No
103	GOM_NL__2PRFIN20050920_084844_000000372041_00007_18598_6673.N1	20-SEP-2005 08:48:44	Bright	36.500	19	50Alp Cyg	1.2460	10500.	73	18598	No
104	GOM_NL__2PRFIN20050920_085253_000000352041_00007_18598_6674.N1	20-SEP-2005 08:52:53	Bright	34.500	89	5Alp Cep	2.4510	8000.0	69	18598	No
105	GOM_NL__2PRFIN20050920_090144_000000332041_00007_18598_6675.N1	20-SEP-2005 09:01:44	Bright	33.000	60	7Bet UMi	2.0810	3950.0	66	18598	No
106	GOM_NL__2PRFIN20050920_090800_000000352041_00007_18598_6676.N1	20-SEP-2005 09:08:00	Bright	35.000	36	50Alp UMa	1.8000	6300.0	70	18598	No
107	GOM_NL__2PRFIN20050920_090928_000000522041_00007_18598_6677.N1	20-SEP-2005 09:09:28	Bright	52.000	82	48Bet UMa	2.3650	10600.	104	18598	No
108	GOM_NL__2PRFIN20050920_091235_000000352041_00007_18598_6678.N1	20-SEP-2005 09:12:35	Bright	34.500	174	52Psi UMa	3.0040	4400.0	69	18598	No
109	GOM_NL__2PRFIN20050920_093812_000000462041_00007_18598_6679.N1	20-SEP-2005 09:38:12	Dark	46.000	65	Lam Vel	2.2040	4400.0	92	18598	No
110	GOM_NL__2PRFIN20050920_094130_000000402041_00007_18598_6680.N1	20-SEP-2005 09:41:30	Dark	39.500	46	Del Vel	1.9540	10600.	79	18598	No
111	GOM_NL__2PRFIN20050920_094304_000000372041_00007_18598_6681.N1	20-SEP-2005 09:43:04	Dark	37.000	41	Eps Car	1.8600	4100.0	74	18598	No
112	GOM_NL__2PRFIN20050920_094514_000000382041_00008_18599_6662.N1	20-SEP-2005 09:45:14	Dark	38.000	29	Bet Car	1.6720	10200.	76	18599	No
113	GOM_NL__2PRFIN20050920_095335_000000382041_00008_18599_6663.N1	20-SEP-2005 09:53:35	Dark	38.000	135	Bet Hyi	2.8200	5800.0	76	18599	No
114	GOM_NL__2PRFIN20050920_095905_000000432041_00008_18599_6664.N1	20-SEP-2005 09:59:05	Straylight	43.000	148	Alp Tuc	2.8780	4100.0	86	18599	No
115	GOM_NL__2PRFIN20050920_100250_000000412041_00008_18599_6665.N1	20-SEP-2005 10:02:50	Straylight	40.500	31	Alp Gru	1.7340	15200.	81	18599	No
116	GOM_NL__2PRFIN20050920_100537_000000372041_00008_18599_6666.N1	20-SEP-2005 10:05:37	Straylight	37.000	172	Gam Gru	3.0030	13100.	74	18599	No
117	GOM_NL__2PRFIN20050920_100706_000000422041_00008_18599_6667.N1	20-SEP-2005 10:07:06	Straylight	41.500	18	24Alp PsA	1.1660	9700.0	83	18599	No
118	GOM_NL__2PRFIN20050920_101136_000000412041_00008_18599_6668.N1	20-SEP-2005 10:11:36	Twl_and_stray	40.500	142	49Del Cap	2.8500	8900.0	81	18599	No
119	GOM_NL__2PRFIN20050920_101546_000000372041_00008_18599_6669.N1	20-SEP-2005 10:15:46	Bright	37.000	162	34Alp Aqr	2.9440	5350.0	74	18599	No
120	GOM_NL__2PRFIN20050920_101848_000000362041_00008_18599_6670.N1	20-SEP-2005 10:18:48	Bright	36.000	61	8Eps Peg	2.1000	3900.0	72	18599	No
121	GOM_NL__2PRFIN20050920_102617_000000392041_00008_18599_6671.N1	20-SEP-2005 10:26:17	Bright	38.500	92	53Eps Cyg	2.5000	4500.0	77	18599	No
122	GOM_NL__2PRFIN20050920_102828_000000142041_00008_18599_6672.N1	20-SEP-2005 10:28:28	Twl_and_stray	14.000	66	37Gam Cyg	2.2080	5900.0	28	18599	No
123	GOM_NL__2PRFIN20050920_102920_000000392041_00008_18599_6673.N1	20-SEP-2005 10:29:20	Bright	39.000	19	50Alp Cyg	1.2460	10500.	78	18599	No
124	GOM_NL__2PRFIN20050920_103329_000000362041_00008_18599_6674.N1	20-SEP-2005 10:33:29	Bright	36.000	89	5Alp Cep	2.4510	8000.0	72	18599	No
125	GOM_NL__2PRFIN20050920_104220_000000362041_00008_18599_6675.N1	20-SEP-2005 10:42:20	Bright	36.000	60	7Bet UMi	2.0810	3950.0	72	18599	No
126	GOM_NL__2PRFIN20050920_104836_000000352041_00008_18599_6676.N1	20-SEP-2005 10:48:36	Bright	35.000	36	50Alp UMa	1.8000	6300.0	70	18599	No
127	GOM_NL__2PRFIN20050920_105004_000000522041_00008_18599_6677.N1	20-SEP-2005 10:50:04	Bright	52.000	82	48Bet UMa	2.3650	10600.	104	18599	No
128	GOM_NL__2PRFIN20050920_105311_000000342041_00008_18599_6678.N1	20-SEP-2005 10:53:11	Bright	34.000	174	52Psi UMa	3.0040	4400.0	68	18599	No
129	GOM_NL__2PRFIN20050920_111848_000000452041_00008_18599_6679.N1	20-SEP-2005 11:18:48	Dark	44.500	65	Lam Vel	2.2040	4400.0	89	18599	No
130	GOM_NL__2PRFIN20050920_112206_000000372041_00008_18599_6680.N1	20-SEP-2005 11:22:06	Dark	36.500	46	Del Vel	1.9540	10600.	73	18599	No
131	GOM_NL__2PRFIN20050920_112340_000000412041_00008_18599_6681.N1	20-SEP-2005 11:23:40	Dark	41.000	41	Eps Car	1.8600	4100.0	82	18599	No
132	GOM_NL__2PRFIN20050920_112550_000000382041_00009_18600_6662.N1	20-SEP-2005 11:25:50	Dark	38.000	29	Bet Car	1.6720	10200.	76	18600	No
133	GOM_NL__2PRFIN20050920_113411_000000382041_00009_18600_6663.N1	20-SEP-2005 11:34:11	Dark	37.500	135	Bet Hyi	2.8200	5800.0	75	18600	No
134	GOM_NL__2PRFIN20050920_113940_000000432041_00009_18600_6664.N1	20-SEP-2005 11:39:40	Straylight	43.000	148	Alp Tuc	2.8780	4100.0	86	18600	No
135	GOM_NL__2PRFIN20050920_114326_000000382041_00009_18600_6665.N1	20-SEP-2005 11:43:26	Straylight	37.500	31	Alp Gru	1.7340	15200.	75	18600	No
136	GOM_NL__2PRFIN20050920_114613_000000372041_00009_18600_6666.N1	20-SEP-2005 11:46:13	Straylight	36.500	172	Gam Gru	3.0030	13100.	73	18600	No
137	GOM_NL__2PRFIN20050920_114742_000000412041_00009_18600_6667.N1	20-SEP-2005 11:47:42	Straylight	40.500	18	24Alp PsA	1.1660	9700.0	81	18600	No
138	GOM_NL__2PRFIN20050920_115924_000000372041_00009_18600_6668.N1	20-SEP-2005 11:59:24	Bright	37.000	61	8Eps Peg	2.1000	3900.0	74	18600	No
139	GOM_NL__2PRFIN20050920_120653_000000382041_00009_18600_6669.N1	20-SEP-2005 12:06:53	Bright	37.500	92	53Eps Cyg	2.5000	4500.0	75	18600	No
140	GOM_NL__2PRFIN20050920_120956_000000382041_00009_18600_6670.N1	20-SEP-2005 12:09:56	Bright	38.000	19	50Alp Cyg	1.2460	10500.	76	18600	No
141	GOM_NL__2PRFIN20050920_121405_000000352041_00009_18600_6671.N1	20-SEP-2005 12:14:05	Bright	34.500	89	5Alp Cep	2.4510	8000.0	69	18600	No
142	GOM_NL__2PRFIN20050920_122256_000000362041_00009_18600_6672.N1	20-SEP-2005 12:22:56	Bright	36.000	60	7Bet UMi	2.0810	3950.0	72	18600	No
143	GOM_NL__2PRFIN20050920_122912_000000332041_00009_18600_6673.N1	20-SEP-2005 12:29:12	Bright	33.000	36	50Alp UMa	1.8000	6300.0	66	18600	No
144	GOM_NL__2PRFIN20050920_123040_000000342041_00009_18600_6674.N1	20-SEP-2005 12:30:40	Bright	33.500	82	48Bet UMa	2.3650	10600.	67	18600	No
145	GOM_NL__2PRFIN20050920_123347_000000332041_00009_18600_6675.N1	20-SEP-2005 12:33:47	Bright	33.000	174	52Psi UMa	3.0040	4400.0	66	18600	No
146	GOM_NL__2PRFIN20050920_125924_000000432041_00009_18600_6676.N1	20-SEP-2005 12:59:24	Dark	43.000	65	Lam Vel	2.2040	4400.0	86	18600	No
147	GOM_NL__2PRFIN20050920_130243_000000412041_00009_18600_6677.N1	20-SEP-2005 13:02:43	Dark	40.500	46	Del Vel	1.9540	10600.	81	18600	No
148	GOM_NL__2PRFIN20050920_130416_000000492041_00009_18600_6678.N1	20-SEP-2005 13:04:16	Dark	49.000	41	Eps Car	1.8600	4100.0	98	18600	No
149	GOM_NL__2PRFIN20050920_130626_000000382041_00010_18601_6662.N1	20-SEP-2005 13:06:26	Dark	38.000	29	Bet Car	1.6720	10200.	76	18601	No
150	GOM_NL__2PRFIN20050920_131447_000000382041_00010_18601_6663.N1	20-SEP-2005 13:14:47	Dark	37.500	135	Bet Hyi	2.8200	5800.0	75	18601	No
151	GOM_NL__2PRFIN20050920_132016_000000432041_00010_18601_6664.N1	20-SEP-2005 13:20:16	Straylight	42.500	148	Alp Tuc	2.8780	4100.0	85	18601	No
152	GOM_NL__2PRFIN20050920_132402_000000382041_00010_18601_6665.N1	20-SEP-2005 13:24:02	Straylight	38.000	31	Alp Gru	1.7340	15200.	76	18601	No
153	GOM_NL__2PRFIN20050920_132649_000000392041_00010_18601_6666.N1	20-SEP-2005 13:26:49	Straylight	38.500	172	Gam Gru	3.0030	13100.	77	18601	No
154	GOM_NL__2PRFIN20050920_132818_000000412041_00010_18601_6667.N1	20-SEP-2005 13:28:18	Straylight	41.000	18	24Alp PsA	1.1660	9700.0	82	18601	No
155	GOM_NL__2PRFIN20050920_133248_000000402041_00010_18601_6668.N1	20-SEP-2005 13:32:48	Twl_and_stray	40.000	142	49Del Cap	2.8500	8900.0	80	18601	No
156	GOM_NL__2PRFIN20050920_133658_000000382041_00010_18601_6669.N1	20-SEP-2005 13:36:58	Bright	37.500	162	34Alp Aqr	2.9440	5350.0	75	18601	No
157	GOM_NL__2PRFIN20050920_134001_000000372041_00010_18601_6670.N1	20-SEP-2005 13:40:01	Bright	36.500	61	8Eps Peg	2.1000	3900.0	73	18601	No
158	GOM_NL__2PRFIN20050920_134730_000000372041_00010_18601_6671.N1	20-SEP-2005 13:47:30	Bright	36.500	92	53Eps Cyg	2.5000	4500.0	73	18601	No
159	GOM_NL__2PRFIN20050920_135032_000000382041_00010_18601_6672.N1	20-SEP-2005 13:50:32	Bright	38.000	19	50Alp Cyg	1.2460	10500.	76	18601	No
160	GOM_NL__2PRFIN20050920_135441_000000332041_00010_18601_6673.N1	20-SEP-2005 13:54:41	Bright	33.000	89	5Alp Cep	2.4510	8000.0	66	18601	No

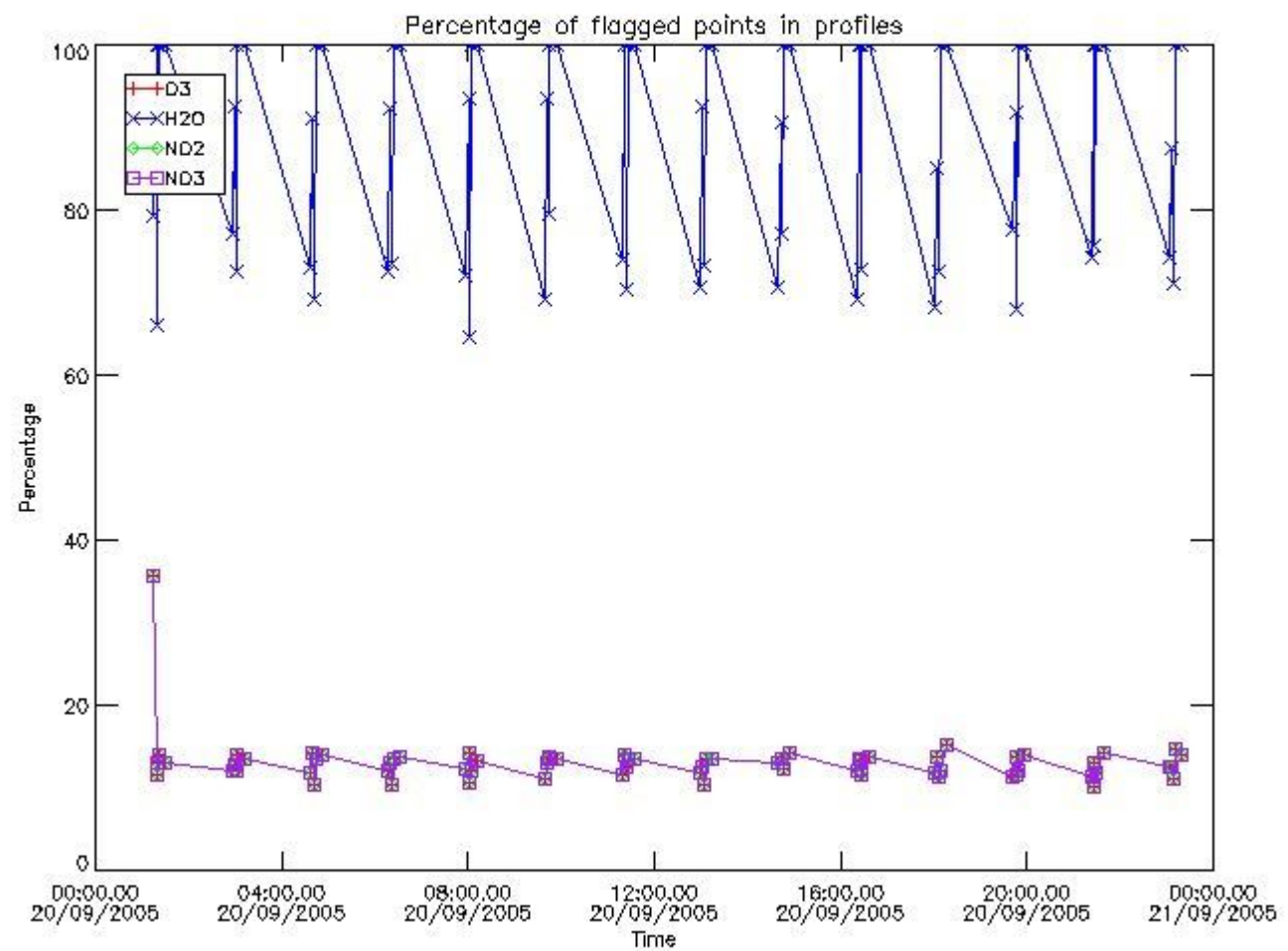
161	GOM_NL__2PRFIN20050920_140333_000000372041_00010_18601_6674.N1	20-SEP-2005 14:03:33	Bright	36.500	60	7Bet UMi	2.0810	3950.0	73	18601	No
162	GOM_NL__2PRFIN20050920_140948_000000362041_00010_18601_6675.N1	20-SEP-2005 14:09:48	Bright	36.000	36	50Alp UMa	1.8000	6300.0	72	18601	No
163	GOM_NL__2PRFIN20050920_141116_000000342041_00010_18601_6676.N1	20-SEP-2005 14:11:16	Bright	33.500	82	48Bet UMa	2.3650	10600.	67	18601	No
164	GOM_NL__2PRFIN20050920_141423_000000332041_00010_18601_6677.N1	20-SEP-2005 14:14:23	Bright	33.000	174	52Psi UMa	3.0040	4400.0	66	18601	No
165	GOM_NL__2PRFIN20050920_144001_000000402041_00010_18601_6678.N1	20-SEP-2005 14:40:01	Dark	39.500	65	Lam Vel	2.2040	4400.0	79	18601	No
166	GOM_NL__2PRFIN20050920_144319_000000382041_00010_18601_6679.N1	20-SEP-2005 14:43:19	Dark	37.500	46	Del Vel	1.9540	10600.	75	18601	No
167	GOM_NL__2PRFIN20050920_144452_000000382041_00010_18601_6680.N1	20-SEP-2005 14:44:52	Dark	37.500	41	Eps Car	1.8600	4100.0	75	18601	No
168	GOM_NL__2PRFIN20050920_144702_000000422041_00011_18602_6662.N1	20-SEP-2005 14:47:02	Dark	41.500	29	Bet Car	1.6720	10200.	83	18602	No
169	GOM_NL__2PRFIN20050920_145523_000000362041_00011_18602_6663.N1	20-SEP-2005 14:55:23	Dark	36.000	135	Bet Hyi	2.8200	5800.0	72	18602	No
170	GOM_NL__2PRFIN20050920_150052_000000402041_00011_18602_6664.N1	20-SEP-2005 15:00:52	Straylight	39.500	148	Alp Tuc	2.8780	4100.0	79	18602	No
171	GOM_NL__2PRFIN20050920_150438_000000372041_00011_18602_6665.N1	20-SEP-2005 15:04:38	Straylight	37.000	31	Alp Gru	1.7340	15200.	74	18602	No
172	GOM_NL__2PRFIN20050920_150725_000000392041_00011_18602_6666.N1	20-SEP-2005 15:07:25	Straylight	39.000	172	Gam Gru	3.0030	13100.	78	18602	No
173	GOM_NL__2PRFIN20050920_150854_000000452041_00011_18602_6667.N1	20-SEP-2005 15:08:54	Straylight	45.000	18	24Alp PsA	1.1660	9700.0	90	18602	No
174	GOM_NL__2PRFIN20050920_151324_000000392041_00011_18602_6668.N1	20-SEP-2005 15:13:24	Tw_i_and_stray	38.500	142	49Del Cap	2.8500	8900.0	77	18602	No
175	GOM_NL__2PRFIN20050920_151734_000000372041_00011_18602_6669.N1	20-SEP-2005 15:17:34	Bright	36.500	162	34Alp Aqr	2.9440	5350.0	73	18602	No
176	GOM_NL__2PRFIN20050920_152037_000000362041_00011_18602_6670.N1	20-SEP-2005 15:20:37	Bright	36.000	61	8Eps Peg	2.1000	3900.0	72	18602	No
177	GOM_NL__2PRFIN20050920_152806_000000372041_00011_18602_6671.N1	20-SEP-2005 15:28:06	Bright	37.000	92	53Eps Cyg	2.5000	4500.0	74	18602	No
178	GOM_NL__2PRFIN20050920_153109_000000382041_00011_18602_6672.N1	20-SEP-2005 15:31:09	Bright	37.500	19	50Alp Cyg	1.2460	10500.	75	18602	No
179	GOM_NL__2PRFIN20050920_153517_000000322041_00011_18602_6673.N1	20-SEP-2005 15:35:17	Bright	31.500	89	5Alp Cep	2.4510	8000.0	63	18602	No
180	GOM_NL__2PRFIN20050920_154409_000000362041_00011_18602_6674.N1	20-SEP-2005 15:44:09	Bright	36.000	60	7Bet UMi	2.0810	3950.0	72	18602	No
181	GOM_NL__2PRFIN20050920_155024_000000362041_00011_18602_6675.N1	20-SEP-2005 15:50:24	Bright	35.500	36	50Alp UMa	1.8000	6300.0	71	18602	No
182	GOM_NL__2PRFIN20050920_155152_000000342041_00011_18602_6676.N1	20-SEP-2005 15:51:52	Bright	34.000	82	48Bet UMa	2.3650	10600.	68	18602	No
183	GOM_NL__2PRFIN20050920_155459_000000522041_00011_18602_6677.N1	20-SEP-2005 15:54:59	Bright	52.000	174	52Psi UMa	3.0040	4400.0	104	18602	No
184	GOM_NL__2PRFIN20050920_162037_000000432041_00011_18602_6678.N1	20-SEP-2005 16:20:37	Dark	42.500	65	Lam Vel	2.2040	4400.0	85	18602	No
185	GOM_NL__2PRFIN20050920_162355_000000382041_00011_18602_6679.N1	20-SEP-2005 16:23:55	Dark	38.000	46	Del Vel	1.9540	10600.	76	18602	No
186	GOM_NL__2PRFIN20050920_162529_000000482041_00011_18602_6680.N1	20-SEP-2005 16:25:29	Dark	48.000	41	Eps Car	1.8600	4100.0	96	18602	No
187	GOM_NL__2PRFIN20050920_162738_000000392041_00012_18603_6662.N1	20-SEP-2005 16:27:38	Dark	38.500	29	Bet Car	1.6720	10200.	77	18603	No
188	GOM_NL__2PRFIN20050920_163559_000000372041_00012_18603_6663.N1	20-SEP-2005 16:35:59	Dark	37.000	135	Bet Hyi	2.8200	5800.0	74	18603	No
189	GOM_NL__2PRFIN20050920_164129_000000382041_00012_18603_6664.N1	20-SEP-2005 16:41:29	Straylight	37.500	148	Alp Tuc	2.8780	4100.0	75	18603	No
190	GOM_NL__2PRFIN20050920_164514_000000432041_00012_18603_6665.N1	20-SEP-2005 16:45:14	Straylight	42.500	31	Alp Gru	1.7340	15200.	85	18603	No
191	GOM_NL__2PRFIN20050920_164802_000000372041_00012_18603_6666.N1	20-SEP-2005 16:48:02	Straylight	37.000	172	Gam Gru	3.0030	13100.	74	18603	No
192	GOM_NL__2PRFIN20050920_164930_000000442041_00012_18603_6667.N1	20-SEP-2005 16:49:30	Straylight	43.500	18	24Alp PsA	1.1660	9700.0	87	18603	No
193	GOM_NL__2PRFIN20050920_165400_000000372041_00012_18603_6668.N1	20-SEP-2005 16:54:00	Tw_i_and_stray	36.500	142	49Del Cap	2.8500	8900.0	73	18603	No
194	GOM_NL__2PRFIN20050920_165811_000000372041_00012_18603_6669.N1	20-SEP-2005 16:58:11	Bright	37.000	162	34Alp Aqr	2.9440	5350.0	74	18603	No
195	GOM_NL__2PRFIN20050920_170113_000000382041_00012_18603_6670.N1	20-SEP-2005 17:01:13	Bright	37.500	61	8Eps Peg	2.1000	3900.0	75	18603	No
196	GOM_NL__2PRFIN20050920_170842_000000392041_00012_18603_6671.N1	20-SEP-2005 17:08:42	Bright	38.500	92	53Eps Cyg	2.5000	4500.0	77	18603	No
197	GOM_NL__2PRFIN20050920_171145_000000382041_00012_18603_6672.N1	20-SEP-2005 17:11:45	Bright	37.500	19	50Alp Cyg	1.2460	10500.	75	18603	No
198	GOM_NL__2PRFIN20050920_171553_000000362041_00012_18603_6673.N1	20-SEP-2005 17:15:53	Bright	35.500	89	5Alp Cep	2.4510	8000.0	71	18603	No
199	GOM_NL__2PRFIN20050920_172445_000000382041_00012_18603_6674.N1	20-SEP-2005 17:24:45	Bright	37.500	60	7Bet UMi	2.0810	3950.0	75	18603	No
200	GOM_NL__2PRFIN20050920_173101_000000442041_00012_18603_6675.N1	20-SEP-2005 17:31:01	Bright	44.000	36	50Alp UMa	1.8000	6300.0	88	18603	No
201	GOM_NL__2PRFIN20050920_173228_000000352041_00012_18603_6676.N1	20-SEP-2005 17:32:28	Bright	34.500	82	48Bet UMa	2.3650	10600.	69	18603	No
202	GOM_NL__2PRFIN20050920_173536_000000332041_00012_18603_6677.N1	20-SEP-2005 17:35:36	Bright	32.500	174	52Psi UMa	3.0040	4400.0	65	18603	No
203	GOM_NL__2PRFIN20050920_180113_000000432041_00012_18603_6678.N1	20-SEP-2005 18:01:13	Dark	43.000	65	Lam Vel	2.2040	4400.0	86	18603	No
204	GOM_NL__2PRFIN20050920_180431_000000372041_00012_18603_6679.N1	20-SEP-2005 18:04:31	Dark	37.000	46	Del Vel	1.9540	10600.	74	18603	No
205	GOM_NL__2PRFIN20050920_180605_000000502041_00012_18603_6680.N1	20-SEP-2005 18:06:05	Dark	49.500	41	Eps Car	1.8600	4100.0	99	18603	No
206	GOM_NL__2PRFIN20050920_180814_000000432041_00013_18604_6927.N1	20-SEP-2005 18:08:14	Dark	42.500	29	Bet Car	1.6720	10200.	85	18604	No
207	GOM_NL__2PRFIN20050920_181635_000000372041_00013_18604_6928.N1	20-SEP-2005 18:16:35	Dark	37.000	135	Bet Hyi	2.8200	5800.0	74	18604	No
208	GOM_NL__2PRFIN20050920_182205_000000482041_00013_18604_6929.N1	20-SEP-2005 18:22:05	Straylight	47.500	148	Alp Tuc	2.8780	4100.0	95	18604	No
209	GOM_NL__2PRFIN20050920_182550_000000422041_00013_18604_6930.N1	20-SEP-2005 18:25:50	Straylight	42.000	31	Alp Gru	1.7340	15200.	84	18604	No
210	GOM_NL__2PRFIN20050920_182838_000000382041_00013_18604_6931.N1	20-SEP-2005 18:28:38	Straylight	38.000	172	Gam Gru	3.0030	13100.	76	18604	No
211	GOM_NL__2PRFIN20050920_183007_000000392041_00013_18604_6932.N1	20-SEP-2005 18:30:07	Straylight	38.500	18	24Alp PsA	1.1660	9700.0	77	18604	No
212	GOM_NL__2PRFIN20050920_183436_000000372041_00013_18604_6933.N1	20-SEP-2005 18:34:36	Tw_i_and_stray	37.000	142	49Del Cap	2.8500	8900.0	74	18604	No
213	GOM_NL__2PRFIN20050920_183847_000000382041_00013_18604_6934.N1	20-SEP-2005 18:38:47	Bright	37.500	162	34Alp Aqr	2.9440	5350.0	75	18604	No
214	GOM_NL__2PRFIN20050920_184149_000000372041_00013_18604_6935.N1	20-SEP-2005 18:41:49	Bright	37.000	61	8Eps Peg	2.1000	3900.0	74	18604	No
215	GOM_NL__2PRFIN20050920_184919_000000372041_00013_18604_6936.N1	20-SEP-2005 18:49:19	Bright	37.000	92	53Eps Cyg	2.5000	4500.0	74	18604	No
216	GOM_NL__2PRFIN20050920_185221_000000382041_00013_18604_6937.N1	20-SEP-2005 18:52:21	Bright	37.500	19	50Alp Cyg	1.2460	10500.	75	18604	No
217	GOM_NL__2PRFIN20050920_185630_000000362041_00013_18604_6938.N1	20-SEP-2005 18:56:30	Bright	35.500	89	5Alp Cep	2.4510	8000.0	71	18604	No
218	GOM_NL__2PRFIN20050920_190521_000000362041_00013_18604_6939.N1	20-SEP-2005 19:05:21	Bright	36.000	60	7Bet UMi	2.0810	3950.0	72	18604	No
219	GOM_NL__2PRFIN20050920_191137_000000372041_00013_18604_6940.N1	20-SEP-2005 19:11:37	Bright	36.500	36	50Alp UMa	1.8000	6300.0	73	18604	No



220	GOM_NL__2PRFIN20050920_191305_000000332041_00013_18604_6941.N1	20-SEP-2005 19:13:05	Bright	33.000	82	48Bet UMa	2.3650	10600.	66	18604	No
221	GOM_NL__2PRFIN20050920_191612_000000332041_00013_18604_6942.N1	20-SEP-2005 19:16:12	Bright	32.500	174	52Psi UMa	3.0040	4400.0	65	18604	No
222	GOM_NL__2PRFIN20050920_194149_000000452041_00013_18604_6943.N1	20-SEP-2005 19:41:49	Dark	45.000	65	Lam Vel	2.2040	4400.0	90	18604	No
223	GOM_NL__2PRFIN20050920_194508_000000372041_00013_18604_6944.N1	20-SEP-2005 19:45:08	Dark	37.000	46	Del Vel	1.9540	10600.	74	18604	No
224	GOM_NL__2PRFIN20050920_194641_000000442041_00013_18604_6945.N1	20-SEP-2005 19:46:41	Dark	44.000	41	Eps Car	1.8600	4100.0	88	18604	No
225	GOM_NL__2PRFIN20050920_194850_000000422041_00014_18605_6927.N1	20-SEP-2005 19:48:50	Dark	42.000	29	Bet Car	1.6720	10200.	84	18605	No
226	GOM_NL__2PRFIN20050920_195711_000000362041_00014_18605_6928.N1	20-SEP-2005 19:57:11	Dark	36.000	135	Bet Hyi	2.8200	5800.0	72	18605	No
227	GOM_NL__2PRFIN20050920_200241_000000392041_00014_18605_6929.N1	20-SEP-2005 20:02:41	Straylight	38.500	148	Alp Tuc	2.8780	4100.0	77	18605	No
228	GOM_NL__2PRFIN20050920_200626_000000412041_00014_18605_6930.N1	20-SEP-2005 20:06:26	Straylight	40.500	31	Alp Gru	1.7340	15200.	81	18605	No
229	GOM_NL__2PRFIN20050920_200914_000000382041_00014_18605_6931.N1	20-SEP-2005 20:09:14	Straylight	37.500	172	Gam Gru	3.0030	13100.	75	18605	No
230	GOM_NL__2PRFIN20050920_201043_000000422041_00014_18605_6932.N1	20-SEP-2005 20:10:43	Straylight	42.000	18	24Alp PsA	1.1660	9700.0	84	18605	No
231	GOM_NL__2PRFIN20050920_201513_000000392041_00014_18605_6933.N1	20-SEP-2005 20:15:13	Twilight_and_stray	39.000	142	49Del Cap	2.8500	8900.0	78	18605	No
232	GOM_NL__2PRFIN20050920_201923_000000372041_00014_18605_6934.N1	20-SEP-2005 20:19:23	Bright	36.500	162	34Alp Aqr	2.9440	5350.0	73	18605	No
233	GOM_NL__2PRFIN20050920_202225_000000372041_00014_18605_6935.N1	20-SEP-2005 20:22:25	Bright	36.500	61	8Eps Peg	2.1000	3900.0	73	18605	No
234	GOM_NL__2PRFIN20050920_202955_000000392041_00014_18605_6936.N1	20-SEP-2005 20:29:55	Bright	38.500	92	53Eps Cyg	2.5000	4500.0	77	18605	No
235	GOM_NL__2PRFIN20050920_203258_000000362041_00014_18605_6937.N1	20-SEP-2005 20:32:58	Bright	36.000	19	50Alp Cyg	1.2460	10500.	72	18605	No
236	GOM_NL__2PRFIN20050920_203706_000000362041_00014_18605_6938.N1	20-SEP-2005 20:37:06	Bright	36.000	89	5Alp Cep	2.4510	8000.0	72	18605	No
237	GOM_NL__2PRFIN20050920_204558_000000372041_00014_18605_6939.N1	20-SEP-2005 20:45:58	Bright	37.000	60	7Bet UMi	2.0810	3950.0	74	18605	No
238	GOM_NL__2PRFIN20050920_205213_000000362041_00014_18605_6940.N1	20-SEP-2005 20:52:13	Bright	35.500	36	50Alp UMa	1.8000	6300.0	71	18605	No
239	GOM_NL__2PRFIN20050920_205341_000000362041_00014_18605_6941.N1	20-SEP-2005 20:53:41	Bright	35.500	82	48Bet UMa	2.3650	10600.	71	18605	No
240	GOM_NL__2PRFIN20050920_205648_000000342041_00014_18605_6942.N1	20-SEP-2005 20:56:48	Bright	33.500	174	52Psi UMa	3.0040	4400.0	67	18605	No
241	GOM_NL__2PRFIN20050920_212225_000000452041_00014_18605_6943.N1	20-SEP-2005 21:22:25	Dark	45.000	65	Lam Vel	2.2040	4400.0	90	18605	No
242	GOM_NL__2PRFIN20050920_212544_000000392041_00014_18605_6944.N1	20-SEP-2005 21:25:44	Dark	39.000	46	Del Vel	1.9540	10600.	78	18605	No
243	GOM_NL__2PRFIN20050920_212717_000000502041_00014_18605_6945.N1	20-SEP-2005 21:27:17	Dark	50.000	41	Eps Car	1.8600	4100.0	100	18605	No
244	GOM_NL__2PRFIN20050920_212926_000000442041_00015_18606_6927.N1	20-SEP-2005 21:29:26	Dark	43.500	29	Bet Car	1.6720	10200.	87	18606	No
245	GOM_NL__2PRFIN20050920_213747_000000362041_00015_18606_6928.N1	20-SEP-2005 21:37:47	Dark	36.000	135	Bet Hyi	2.8200	5800.0	72	18606	No
246	GOM_NL__2PRFIN20050920_214317_000000442041_00015_18606_6929.N1	20-SEP-2005 21:43:17	Straylight	43.500	148	Alp Tuc	2.8780	4100.0	87	18606	No
247	GOM_NL__2PRFIN20050920_214702_000000412041_00015_18606_6930.N1	20-SEP-2005 21:47:02	Straylight	40.500	31	Alp Gru	1.7340	15200.	81	18606	No
248	GOM_NL__2PRFIN20050920_214950_000000372041_00015_18606_6931.N1	20-SEP-2005 21:49:50	Straylight	37.000	172	Gam Gru	3.0030	13100.	74	18606	No
249	GOM_NL__2PRFIN20050920_215119_000000432041_00015_18606_6932.N1	20-SEP-2005 21:51:19	Straylight	43.000	18	24Alp PsA	1.1660	9700.0	86	18606	No
250	GOM_NL__2PRFIN20050920_215549_000000412041_00015_18606_6933.N1	20-SEP-2005 21:55:49	Twilight_and_stray	40.500	142	49Del Cap	2.8500	8900.0	81	18606	No
251	GOM_NL__2PRFIN20050920_215959_000000372041_00015_18606_6934.N1	20-SEP-2005 21:59:59	Bright	37.000	162	34Alp Aqr	2.9440	5350.0	74	18606	No
252	GOM_NL__2PRFIN20050920_220301_000000372041_00015_18606_6935.N1	20-SEP-2005 22:03:01	Bright	36.500	61	8Eps Peg	2.1000	3900.0	73	18606	No
253	GOM_NL__2PRFIN20050920_221031_000000392041_00015_18606_6936.N1	20-SEP-2005 22:10:31	Bright	39.000	92	53Eps Cyg	2.5000	4500.0	78	18606	No
254	GOM_NL__2PRFIN20050920_221334_000000372041_00015_18606_6937.N1	20-SEP-2005 22:13:34	Bright	37.000	19	50Alp Cyg	1.2460	10500.	74	18606	No
255	GOM_NL__2PRFIN20050920_221741_000000332041_00015_18606_6938.N1	20-SEP-2005 22:17:41	Bright	33.000	89	5Alp Cep	2.4510	8000.0	66	18606	No
256	GOM_NL__2PRFIN20050920_222634_000000322041_00015_18606_6939.N1	20-SEP-2005 22:26:34	Bright	32.000	60	7Bet UMi	2.0810	3950.0	64	18606	No
257	GOM_NL__2PRFIN20050920_223249_000000352041_00015_18606_6940.N1	20-SEP-2005 22:32:49	Bright	34.500	36	50Alp UMa	1.8000	6300.0	69	18606	No
258	GOM_NL__2PRFIN20050920_223417_000000442041_00015_18606_6941.N1	20-SEP-2005 22:34:17	Bright	44.000	82	48Bet UMa	2.3650	10600.	88	18606	No
259	GOM_NL__2PRFIN20050920_223724_000000342041_00015_18606_6942.N1	20-SEP-2005 22:37:24	Bright	34.000	174	52Psi UMa	3.0040	4400.0	68	18606	No
260	GOM_NL__2PRFIN20050920_230302_000000492041_00015_18606_6943.N1	20-SEP-2005 23:03:02	Dark	49.000	65	Lam Vel	2.2040	4400.0	98	18606	No
261	GOM_NL__2PRFIN20050920_230620_000000412041_00015_18606_6944.N1	20-SEP-2005 23:06:20	Dark	40.500	46	Del Vel	1.9540	10600.	81	18606	No
262	GOM_NL__2PRFIN20050920_230753_000000462041_00015_18606_6945.N1	20-SEP-2005 23:07:53	Dark	45.500	41	Eps Car	1.8600	4100.0	91	18606	No
263	GOM_NL__2PRFIN20050920_231002_000000382041_00016_18607_6927.N1	20-SEP-2005 23:10:02	Dark	38.000	29	Bet Car	1.6720	10200.	76	18607	No
264	GOM_NL__2PRFIN20050920_231823_000000372041_00016_18607_6928.N1	20-SEP-2005 23:18:23	Dark	36.500	135	Bet Hyi	2.8200	5800.0	73	18607	No
265	GOM_NL__2PRFIN20050920_232353_000000462041_00016_18607_6929.N1	20-SEP-2005 23:23:53	Straylight	46.000	148	Alp Tuc	2.8780	4100.0	92	18607	No
266	GOM_NL__2PRFIN20050920_232738_000000402041_00016_18607_6930.N1	20-SEP-2005 23:27:38	Straylight	40.000	31	Alp Gru	1.7340	15200.	80	18607	No
267	GOM_NL__2PRFIN20050920_233026_000000382041_00016_18607_6931.N1	20-SEP-2005 23:30:26	Straylight	37.500	172	Gam Gru	3.0030	13100.	75	18607	No
268	GOM_NL__2PRFIN20050920_233155_000000442041_00016_18607_6932.N1	20-SEP-2005 23:31:55	Straylight	44.000	18	24Alp PsA	1.1660	9700.0	88	18607	No
269	GOM_NL__2PRFIN20050920_233625_000000402041_00016_18607_6933.N1	20-SEP-2005 23:36:25	Twilight_and_stray	39.500	142	49Del Cap	2.8500	8900.0	79	18607	No
270	GOM_NL__2PRFIN20050920_234035_000000372041_00016_18607_6934.N1	20-SEP-2005 23:40:35	Bright	36.500	162	34Alp Aqr	2.9440	5350.0	73	18607	No
271	GOM_NL__2PRFIN20050920_234337_000000382041_00016_18607_6935.N1	20-SEP-2005 23:43:37	Bright	38.000	61	8Eps Peg	2.1000	3900.0	76	18607	No
272	GOM_NL__2PRFIN20050920_235108_000000372041_00016_18607_6936.N1	20-SEP-2005 23:51:08	Bright	36.500	92	53Eps Cyg	2.5000	4500.0	73	18607	No
273	GOM_NL__2PRFIN20050920_235410_000000352041_00016_18607_6937.N1	20-SEP-2005 23:54:10	Bright	35.000	19	50Alp Cyg	1.2460	10500.	70	18607	No
274	GOM_NL__2PRFIN20050920_235818_000000352041_00016_18607_6938.N1	20-SEP-2005 23:58:18	Bright	35.000	89	5Alp Cep	2.4510	8000.0	70	18607	No

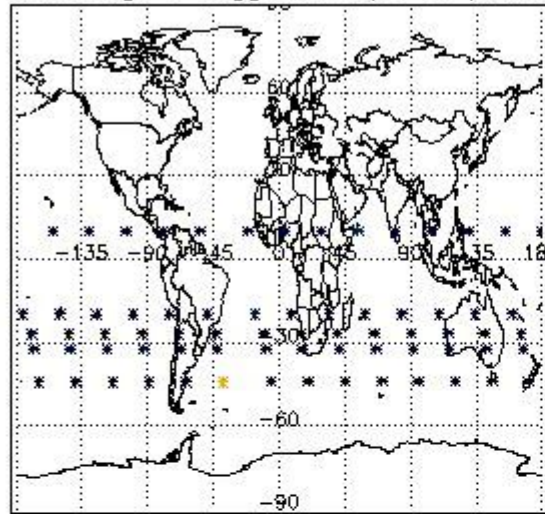
In this section it is plotted some information contained in the Quality Summary data set of the level 2 products. Only products in dark limb conditions and without errors (error flag in the MPH set to "0") are used.

### 3.1 Plot quality information per product (time dependant)

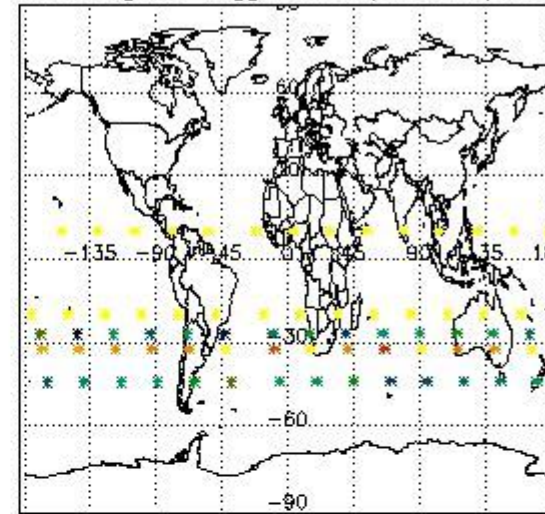


### 3.2 Plot quality information per product (world map)


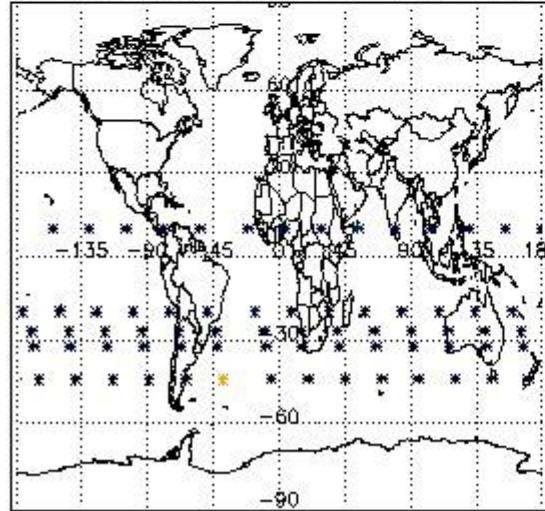
Percentage of flagged data per O3 profile



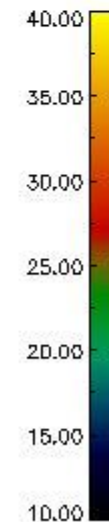
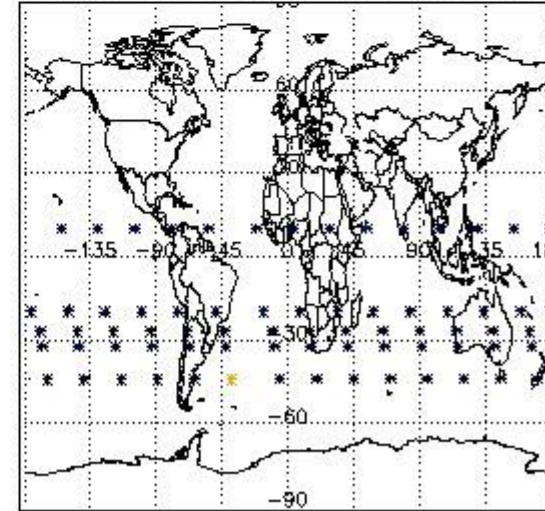
Percentage of flagged data per H2O profile



Percentage of flagged data per NO2 profile



Percentage of flagged data per NO3 profile



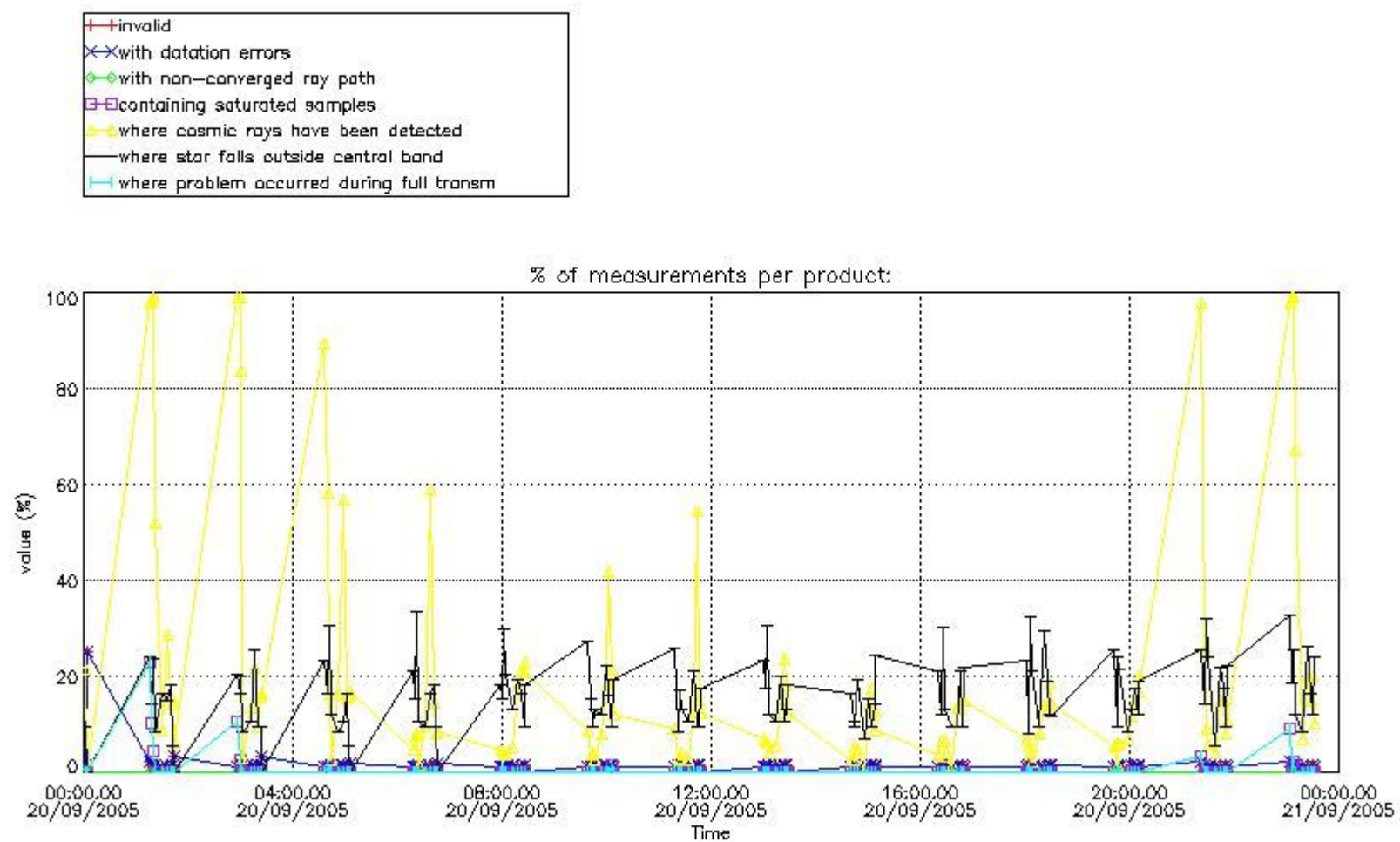
#### 4. Level 1 quality information per product

In this section it is plotted some information contained in the Quality Summary data set of the level 2 products that comes from the level 1b processing. Products without errors (error flag in the MPH set to "0") are used.

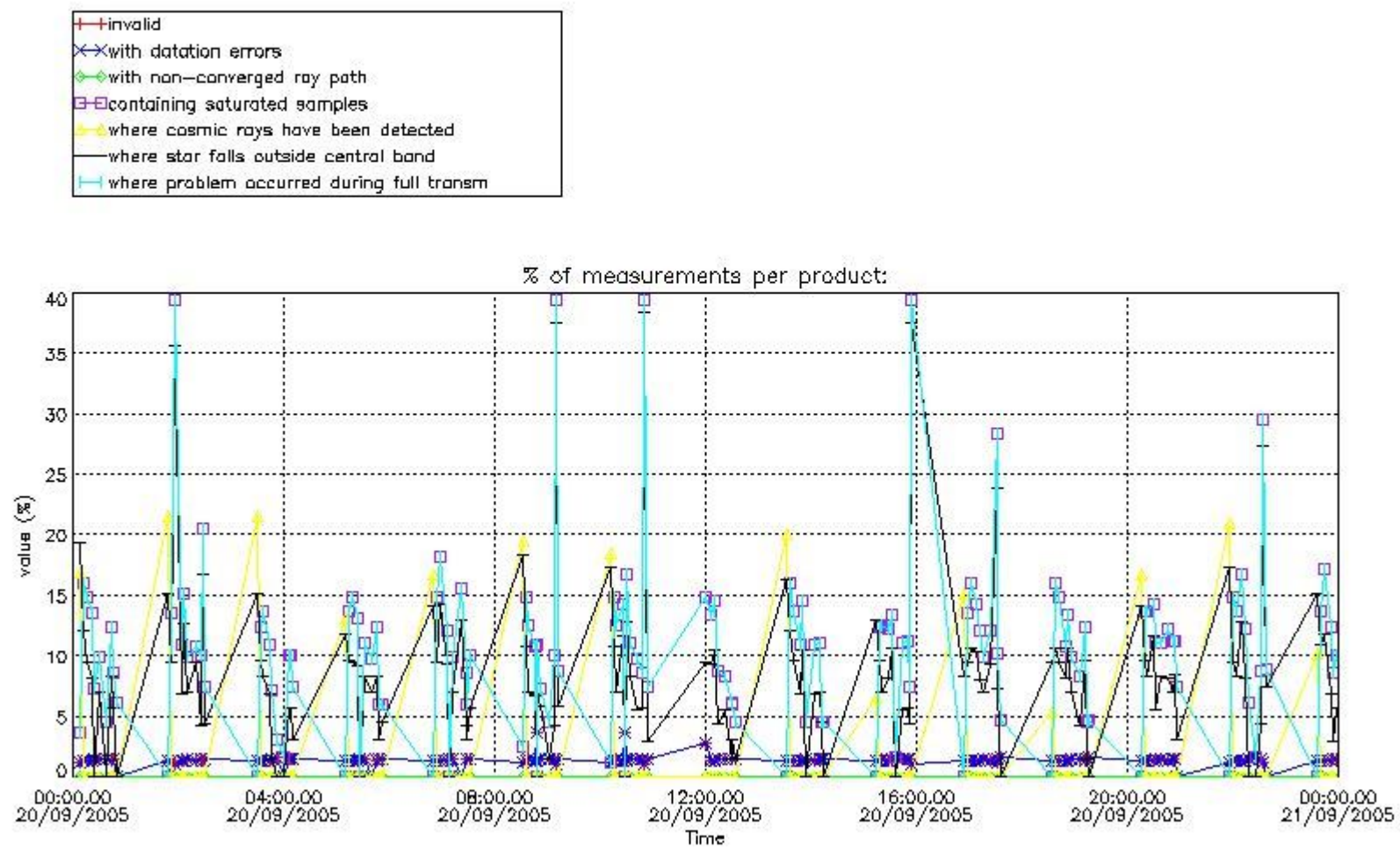
##### 4.1 Plot quality information per product (time dependant) coming from level 1b processing

###### 4.1.1 Plot level 1 quality information per product (time dependant): ENVISAT ASCENDING passes





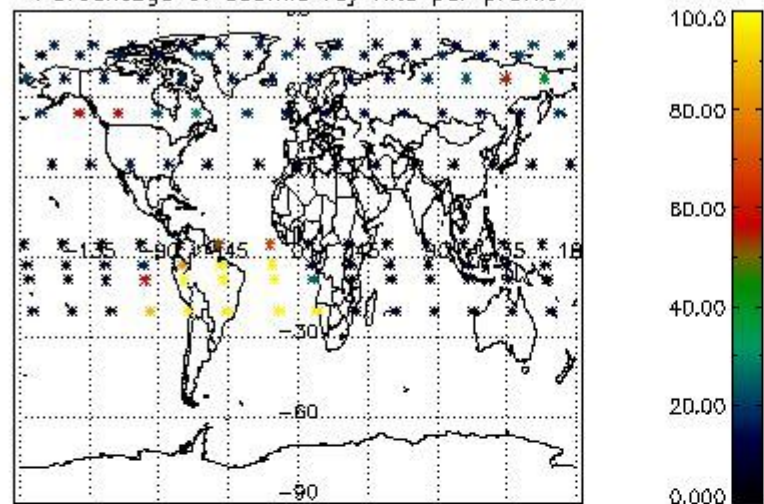
4.1.2 Plot level 1 quality information per product (time dependant): ENVI SAT DESCENDING passes



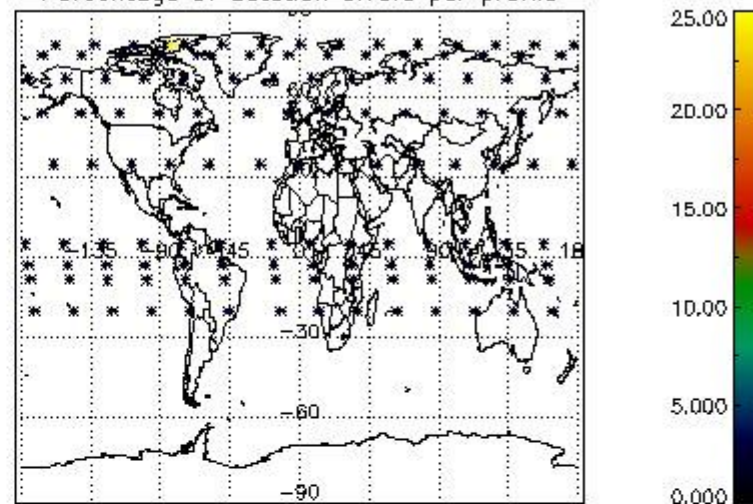
4.2 Plot quality information per product coming from level 1b processing (world map)

4.2.1 Plot level 1 quality information per product (world map): ENVISAT ASCENDING passes

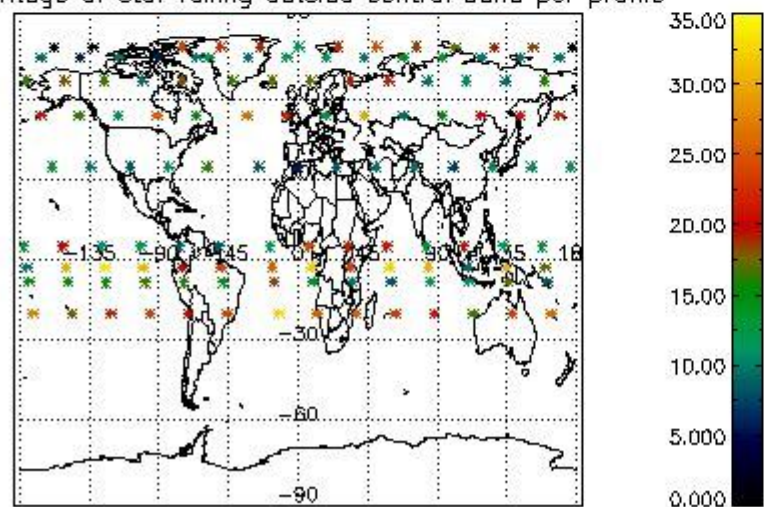
Percentage of cosmic ray hits per profile



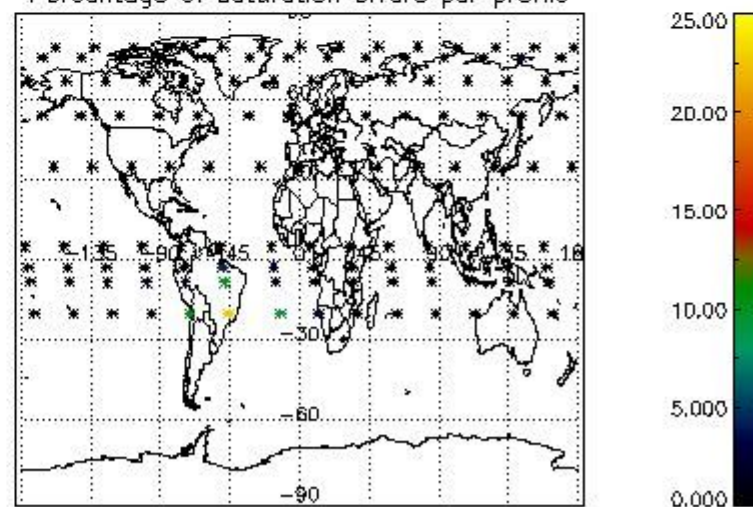
Percentage of datation errors per profile



Percentage of star falling outside central band per profile

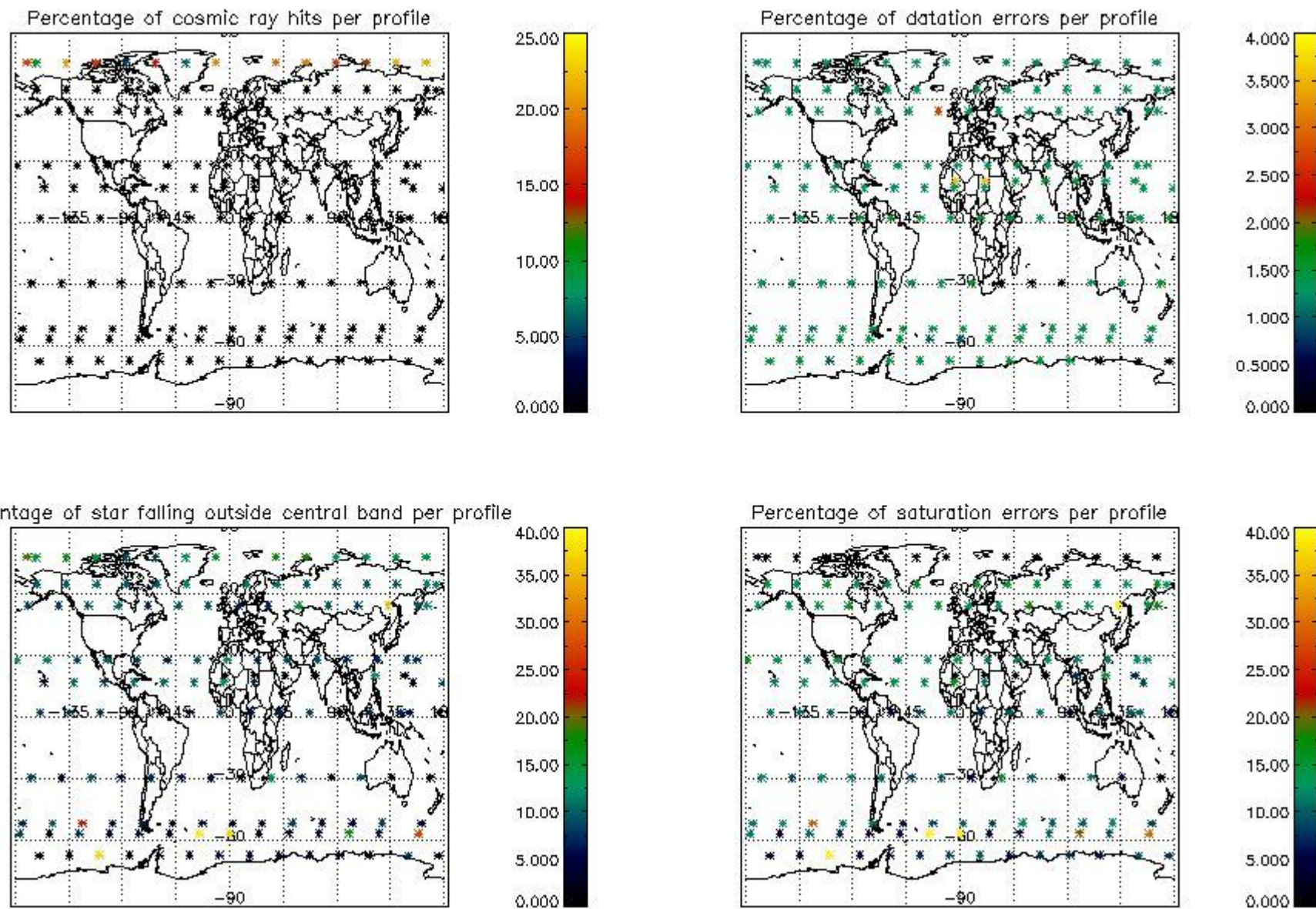


Percentage of saturation errors per profile



4.2.2 Plot level 1 quality information per product (world map): ENVISAT DESCENDING passes





## 5. Trace gas profiles

### 5.1 Ozone statistics based on quality of products

The final quality of the products can be "measured" using the STD (Standard Deviation) attached to every point profile. This information is written to the parameter GOM\_NL\_\_2P/NL\_LOCAL\_SPECIES\_DENSITY/o3\_std of the level 2 products. The table below shows the statistics for given STD ranges.

The statistics are given with respect to the overall valid production:

- Products without fatal errors: GOM\_NL\_\_2P/MPH/PRODUCT\_ERR=0
- Valid point profile: GOM\_NL\_\_2P/NL\_LOCAL\_SPECIES\_DENSITY/pcd(0)=0

The 'Criteria' is applied to valid points of dark limb products:

- Products in dark limb illumination condition: GOM\_NL\_\_2P/NL\_SUMMARY\_QUALITY/obs\_ill\_cond=0
- Products without fatal errors: GOM\_NL\_\_2P/MPH/PRODUCT\_ERR=0
- Valid point profile: GOM\_NL\_\_2P/NL\_LOCAL\_SPECIES\_DENSITY/pcd(0)=0

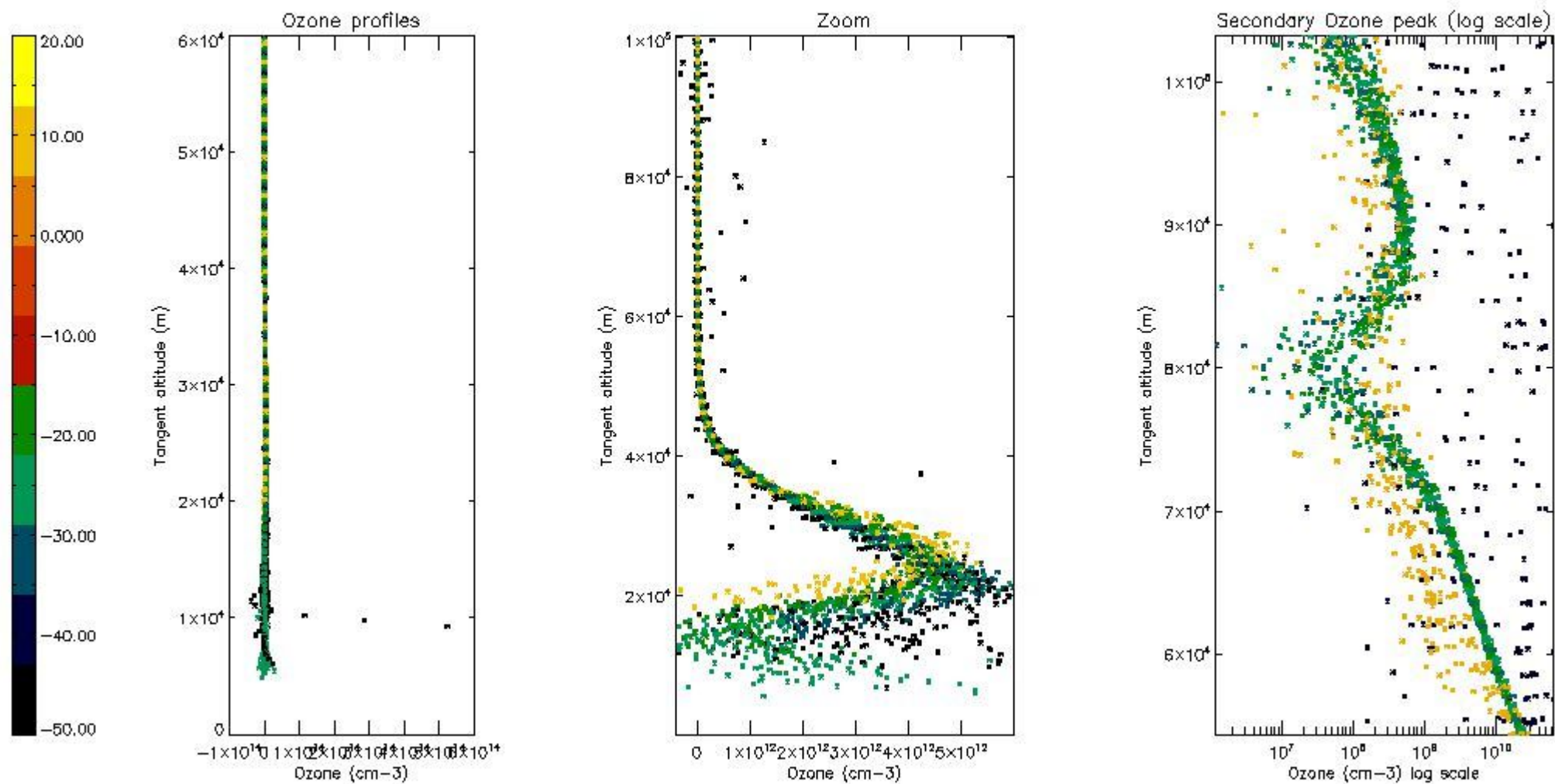
So, the table below shows the percentage of dark limb and valid observations for each criteria with respect to the overall valid daily observations.

Criteria	% of total production
All STD	28
STD < 20	14

STD < 10	11
STD < 5	6

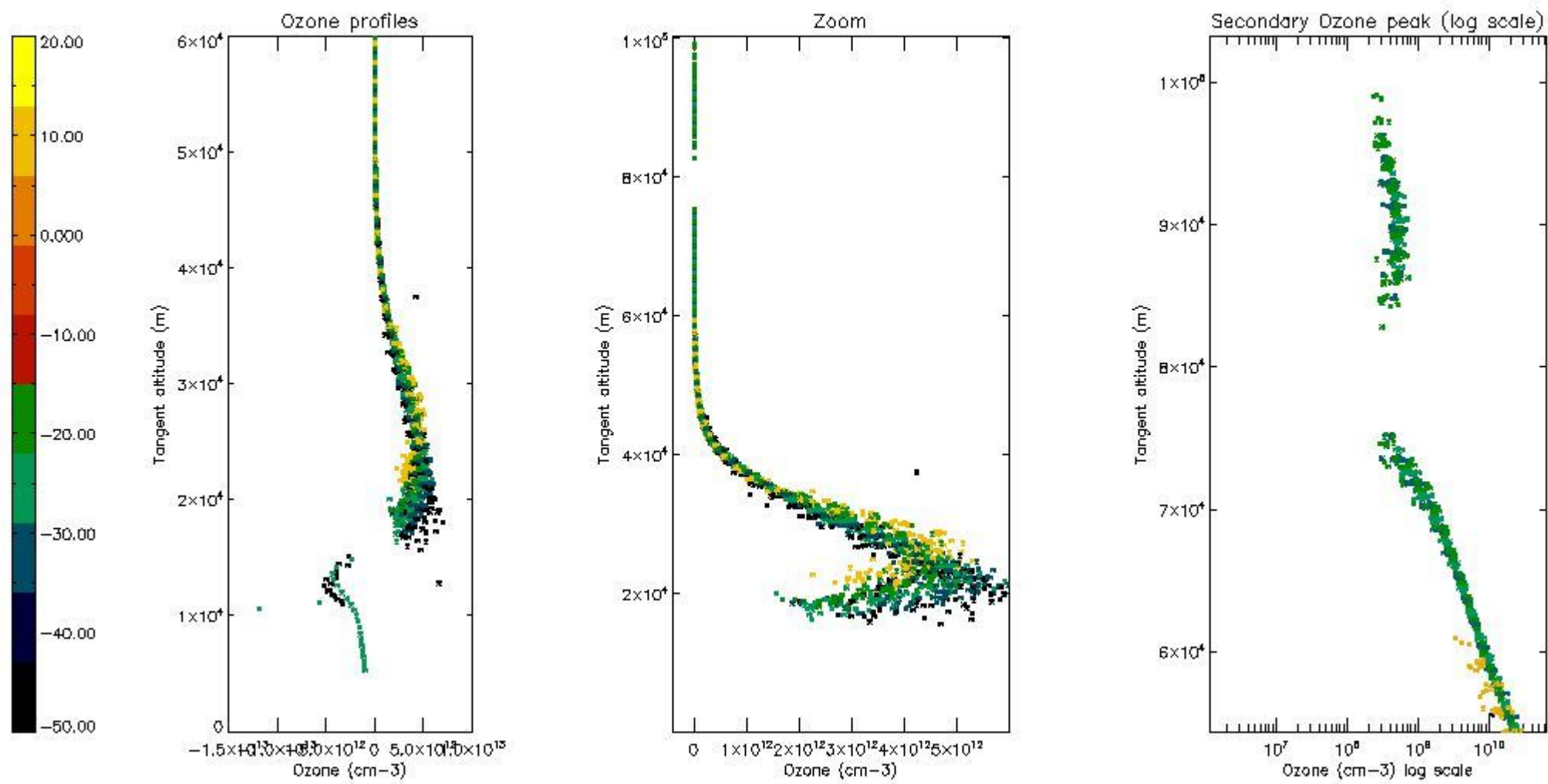
5.2 Plot ozone profiles for all STD (dark without errors)

The colorbar represents the latitude.



5.3 Plot ozone profiles where STD < 20% (dark without errors)

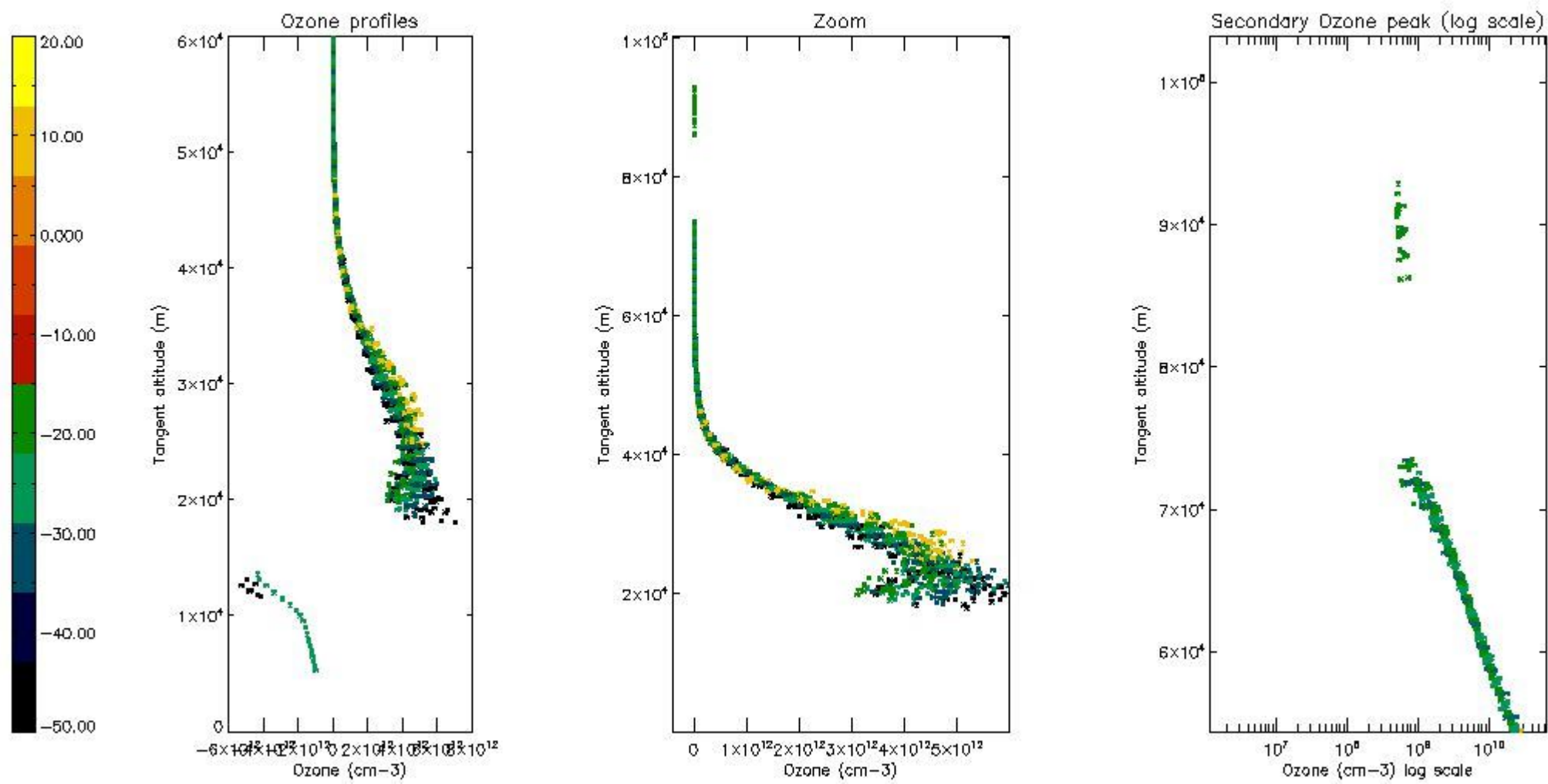
The colorbar represents the latitude.



*5.4 Plot ozone profiles where STD < 10% (dark without errors)*

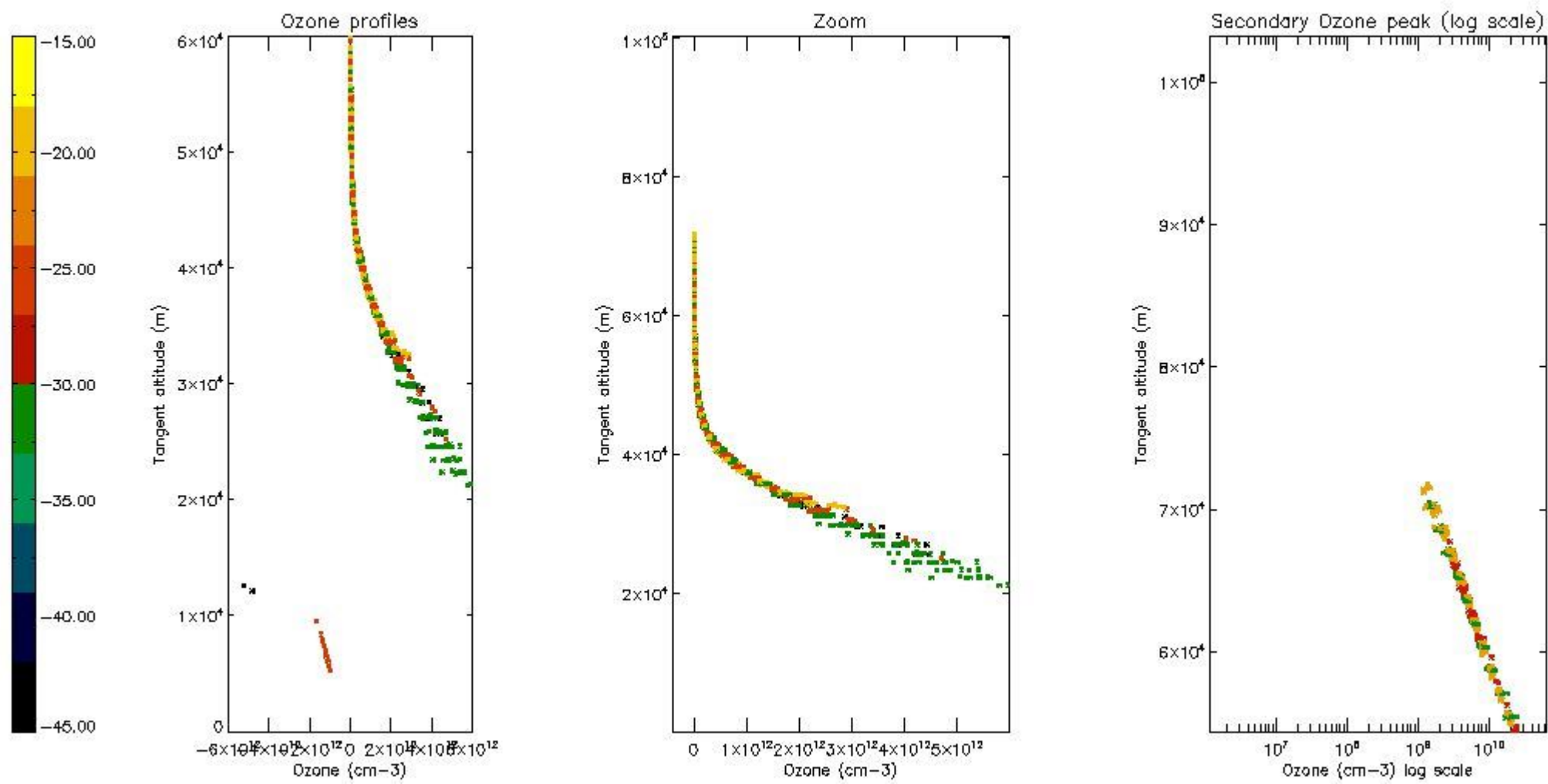
The colorbar represents the latitude.





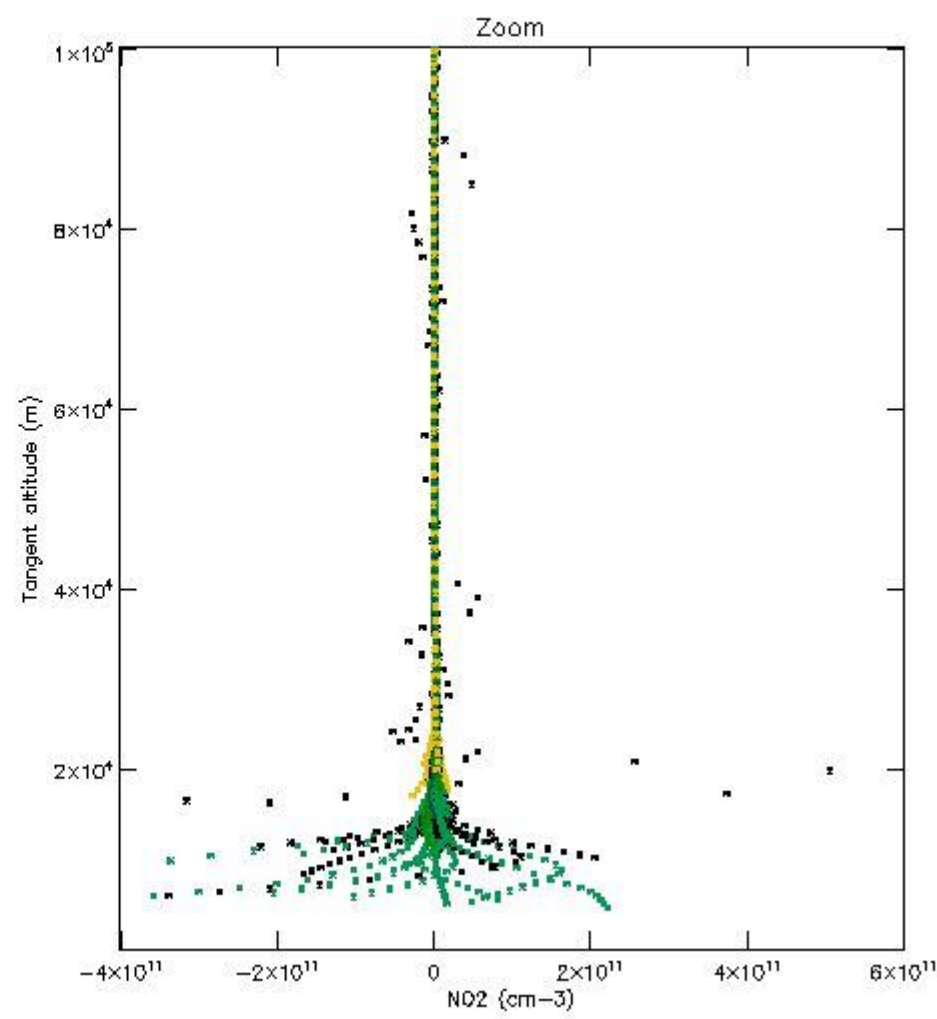
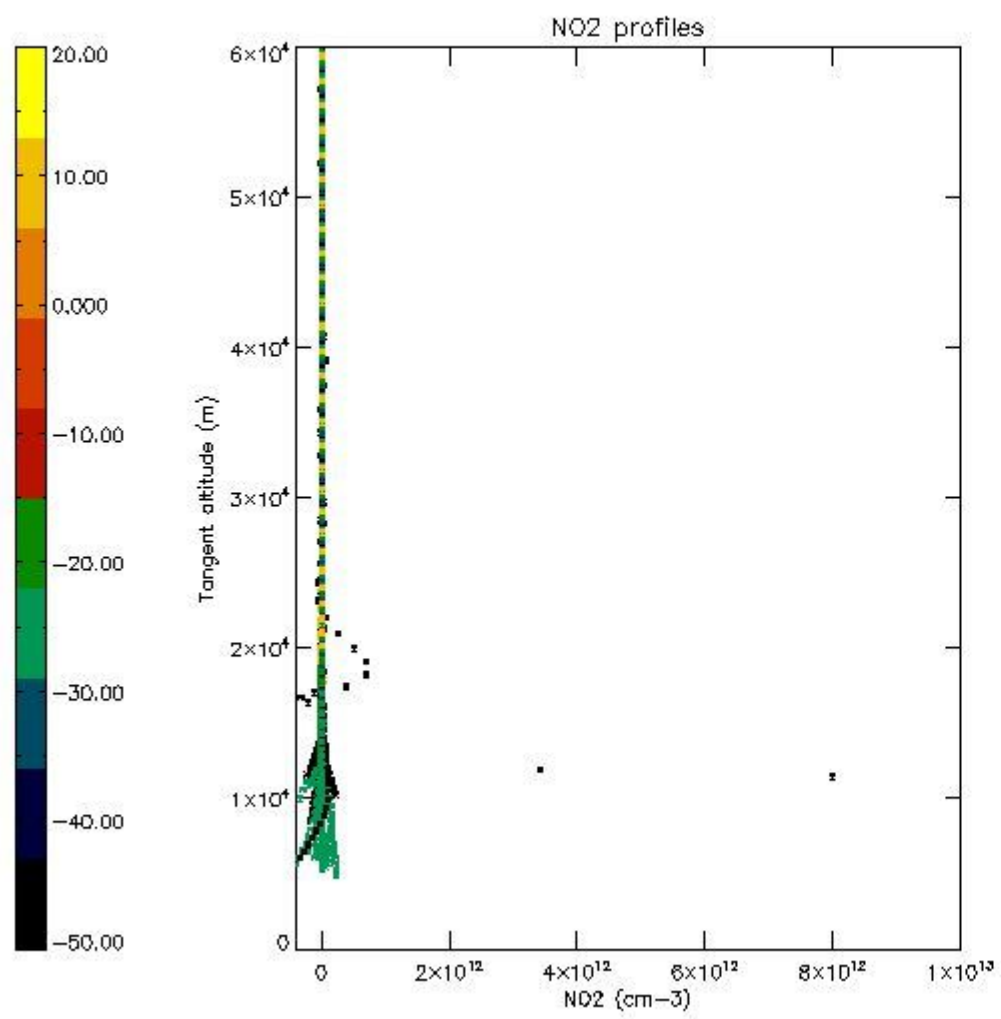
*5.5 Plot ozone profiles where STD < 5% (dark without errors)*

The colorbar represents the latitude.



*5.6 Plot NO<sub>2</sub> profiles for all STD (dark without errors)*

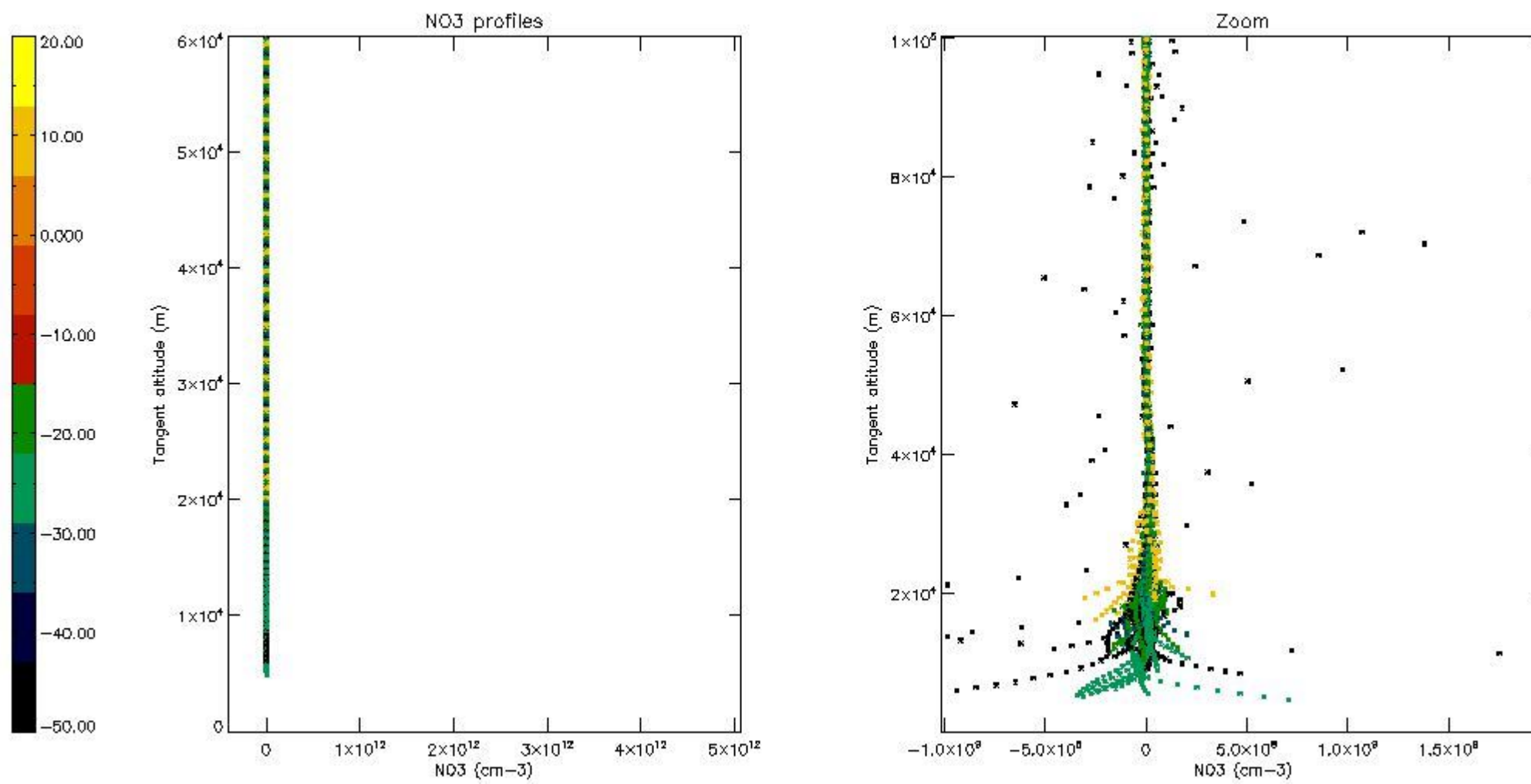
The colorbar represents the latitude.



*5.7 Plot NO3 profiles for all STD (dark without errors)*

The colorbar represents the latitude.

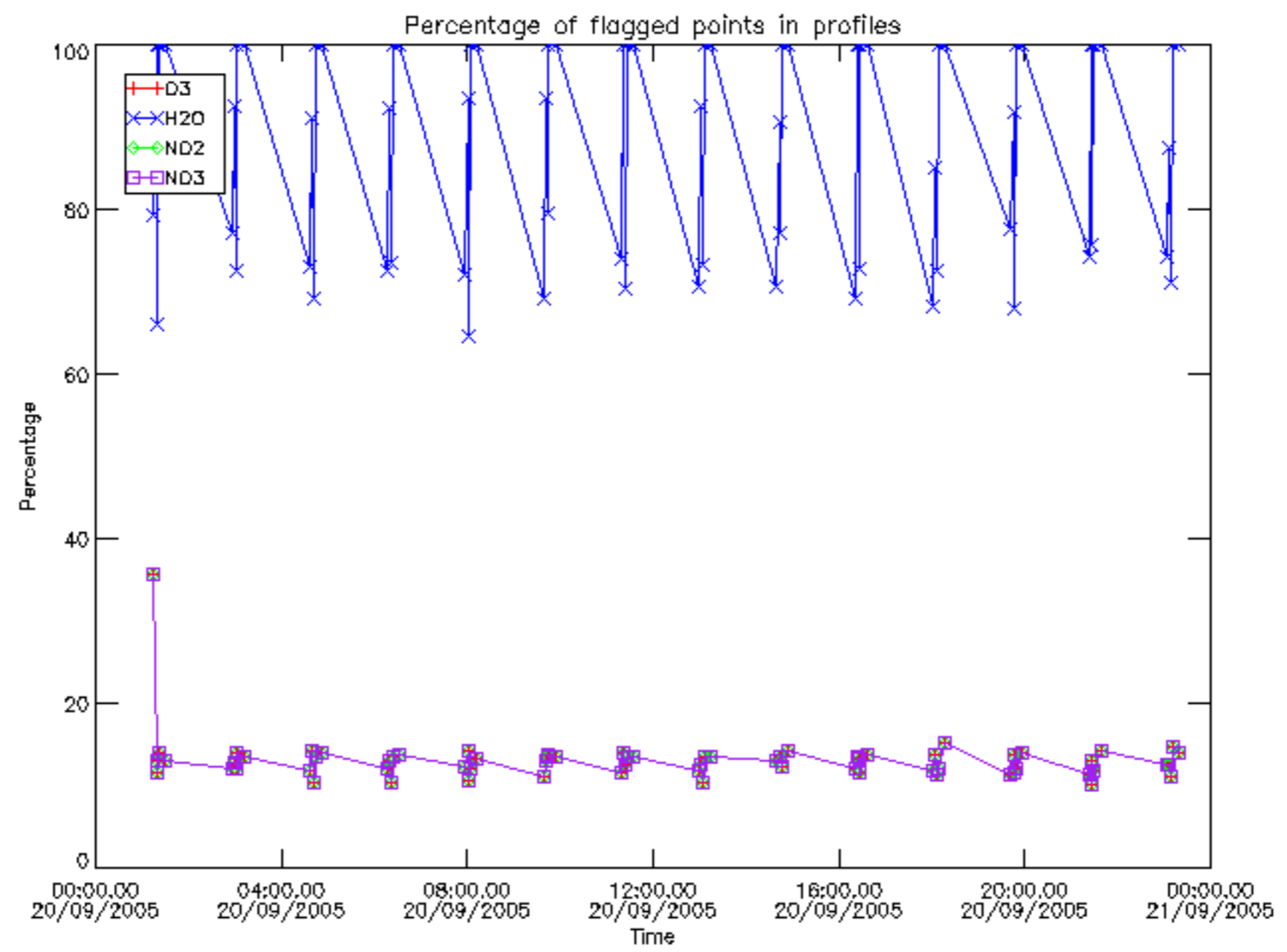




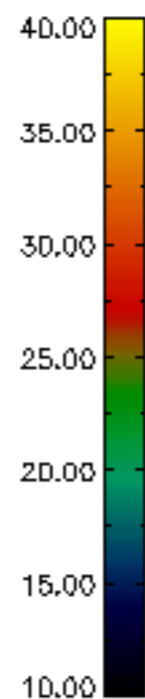
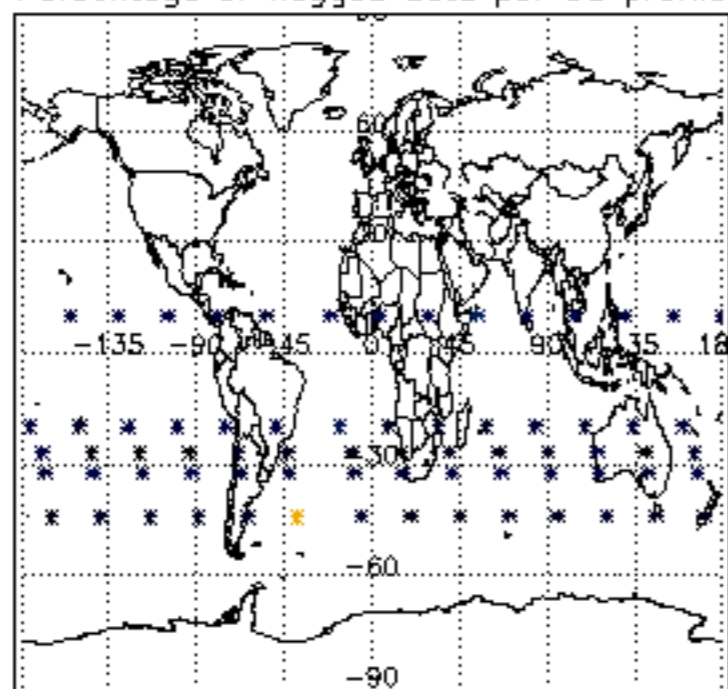
## 6. Auxiliary Data Files used for the production reported in section 2

The number reported in the third column indicates since which file (see list in section 2) the corresponding auxiliary file has been used. The fourth column is the date of those product files.

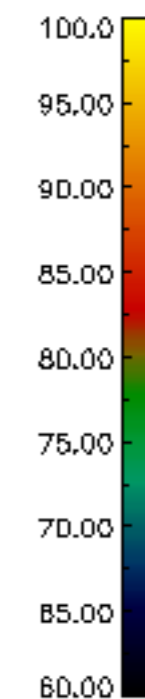
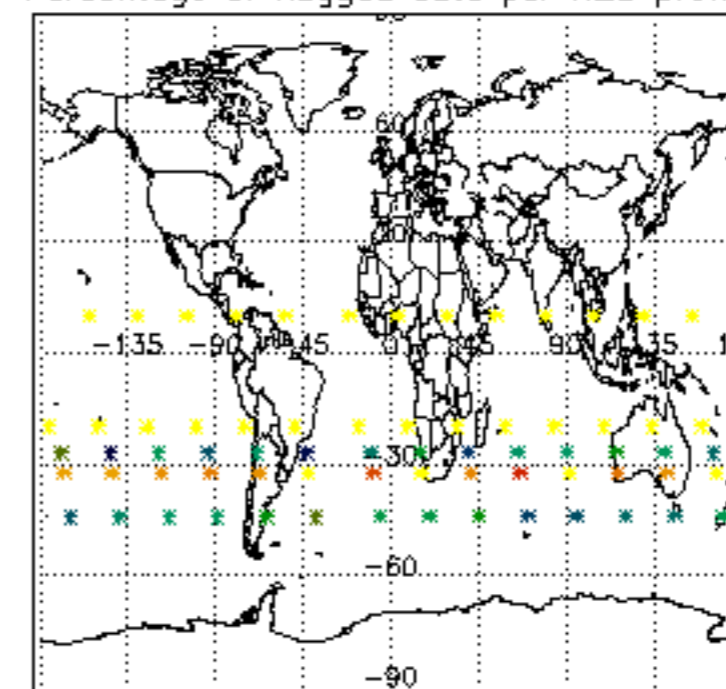
Type	Auxiliary Filename	Used since product	Used since product date
INST_PHYS_CHARACTERISTICS	GOM_INS_AXVIEC20091111_143220_20030716_120000_20500101_000000	1	20-SEP-2005 00:02:01
LEVEL-2_PROC_CONFIG	GOM_PR2_AXVIEC20091111_152718_20020301_000000_20500101_000000	1	20-SEP-2005 00:02:01
CROSS_SECTIONS_FILE	GOM_CRS_AXVIEC20091111_154832_20020301_000000_20500101_000000	1	20-SEP-2005 00:02:01



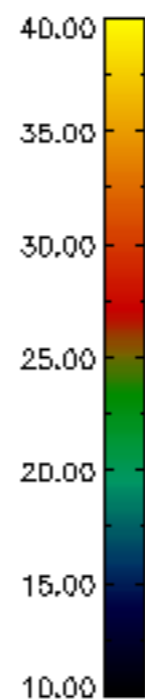
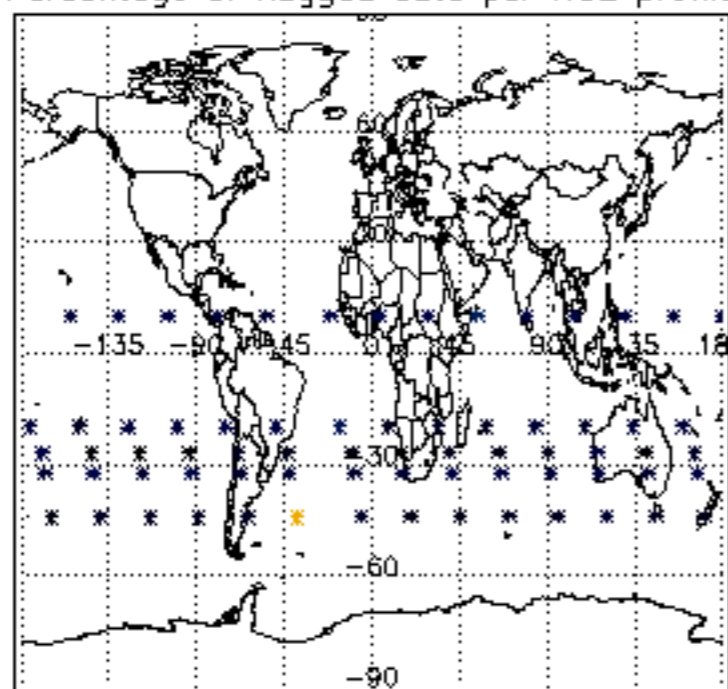
Percentage of flagged data per D3 profile



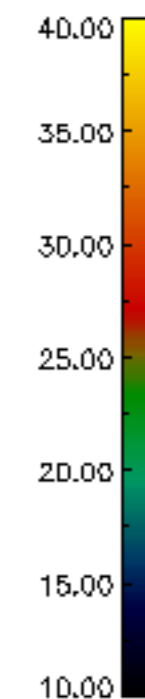
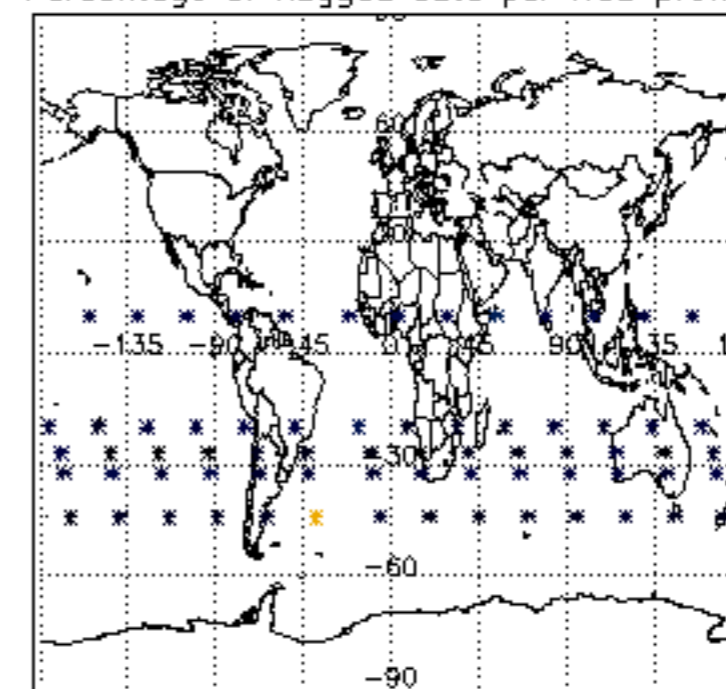
Percentage of flagged data per H2O profile



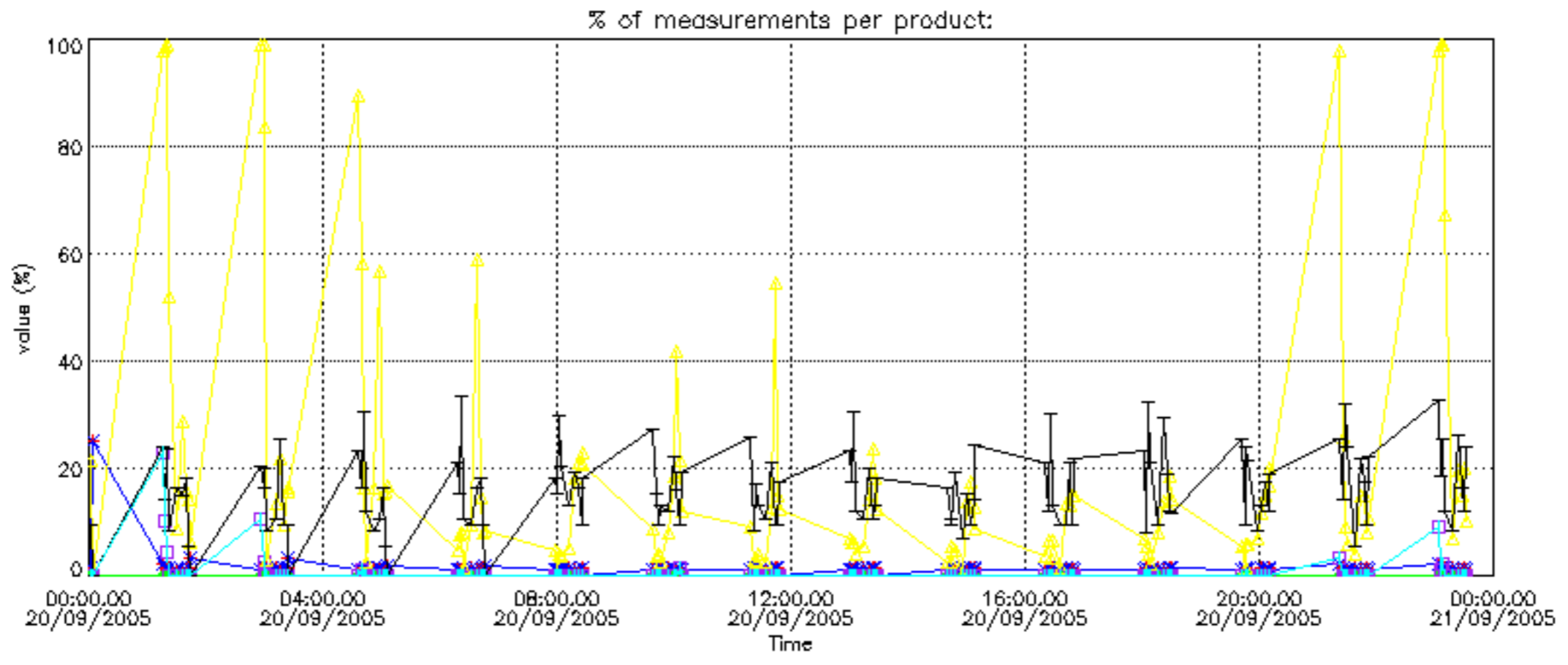
Percentage of flagged data per NO2 profile

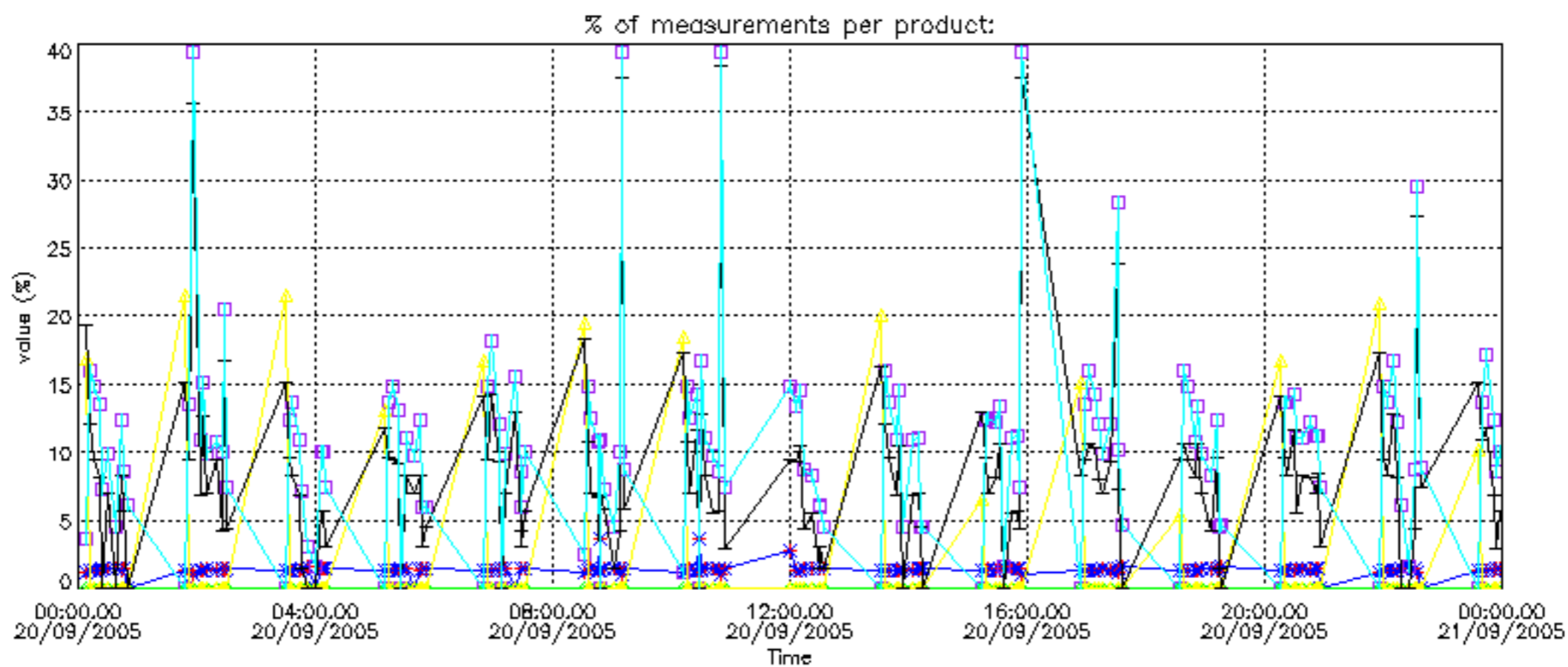


Percentage of flagged data per NO3 profile

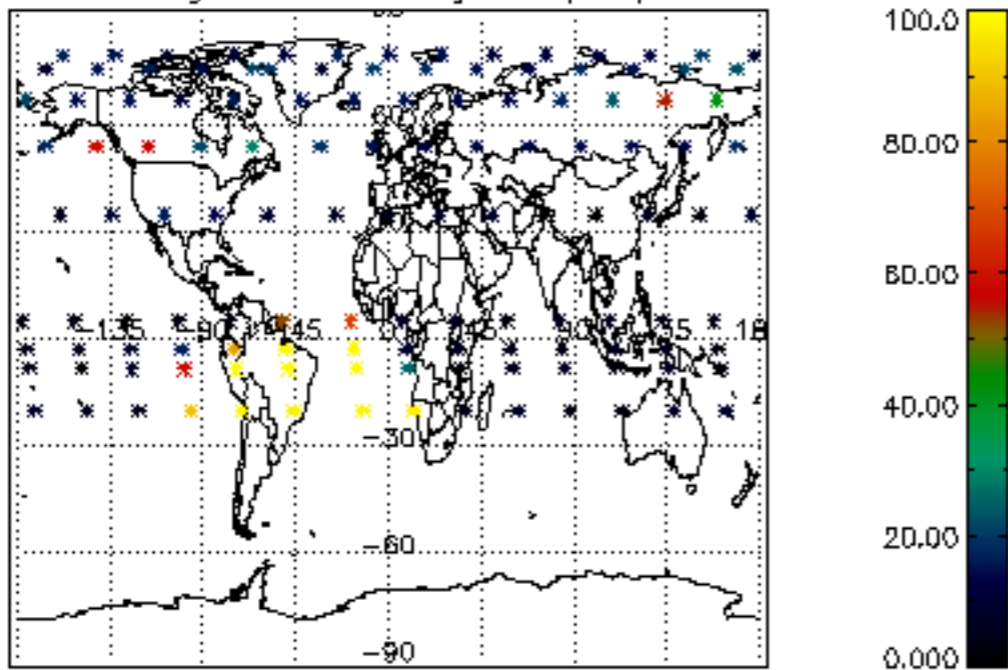




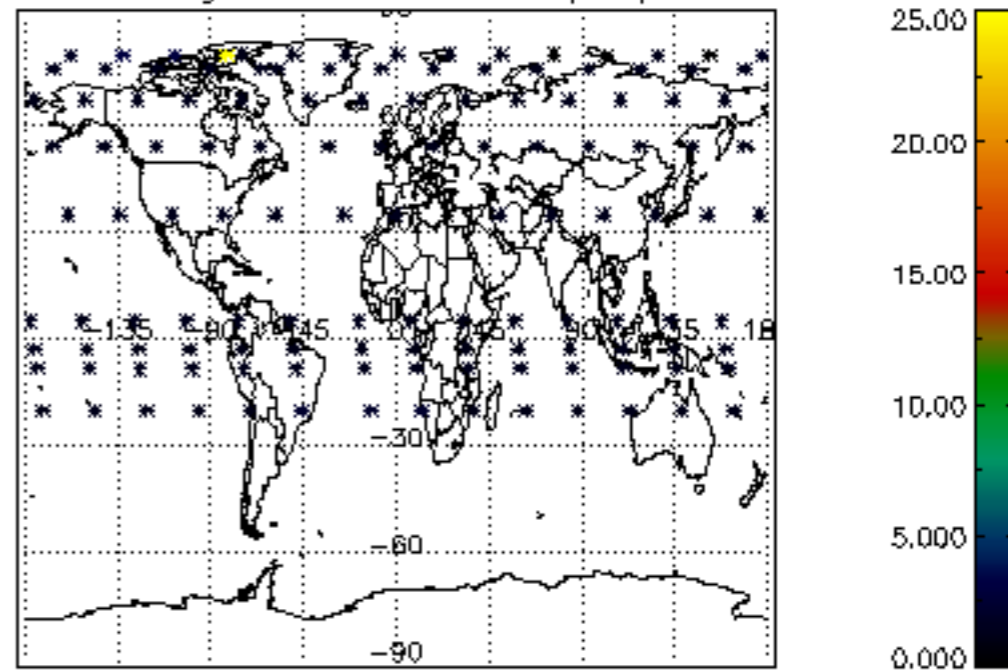




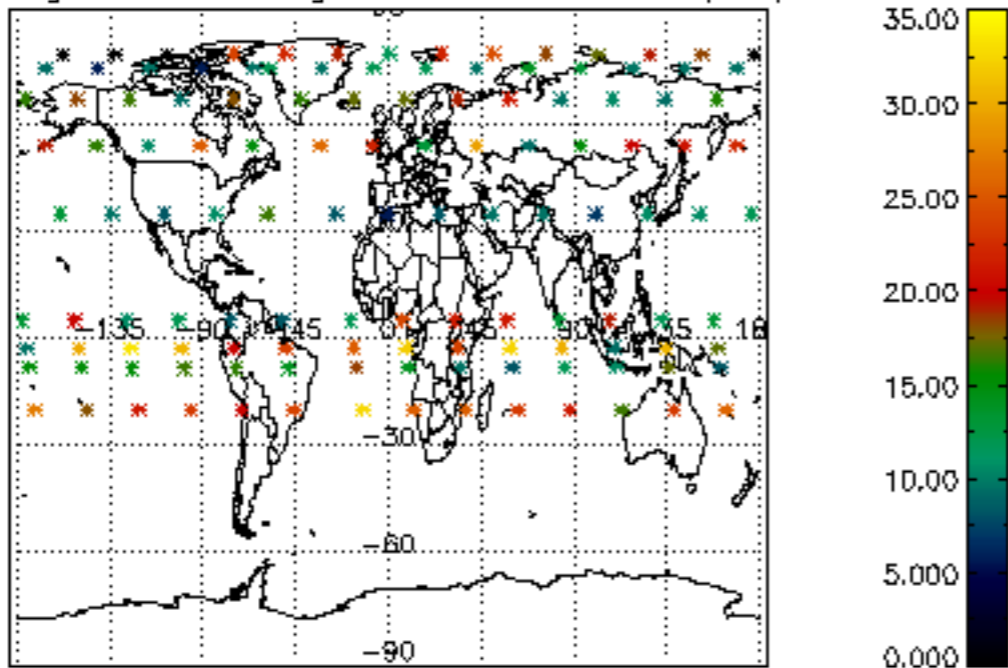
Percentage of cosmic ray hits per profile



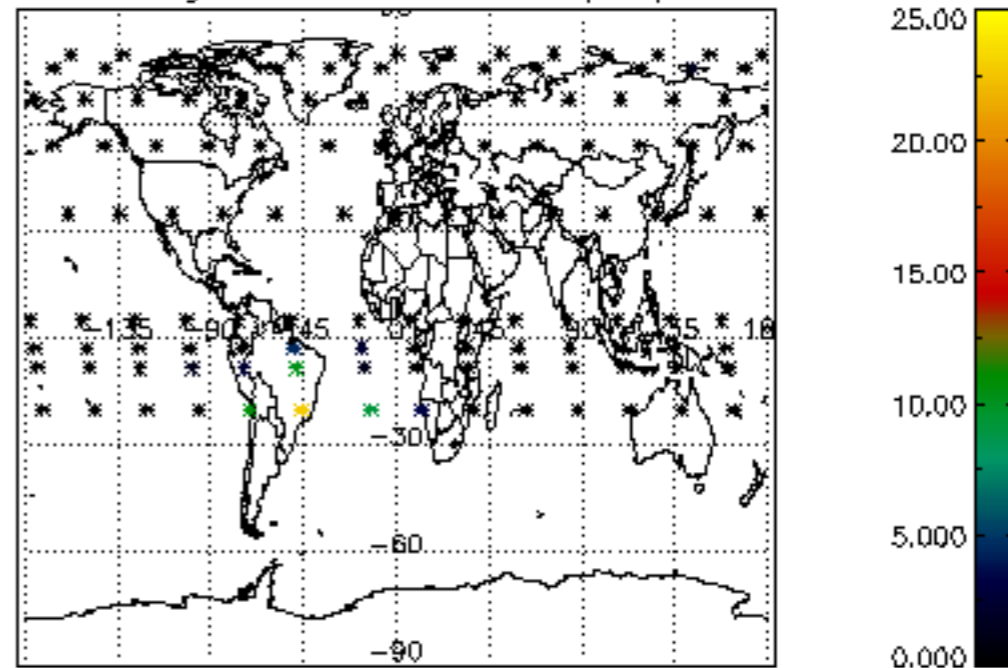
Percentage of datation errors per profile



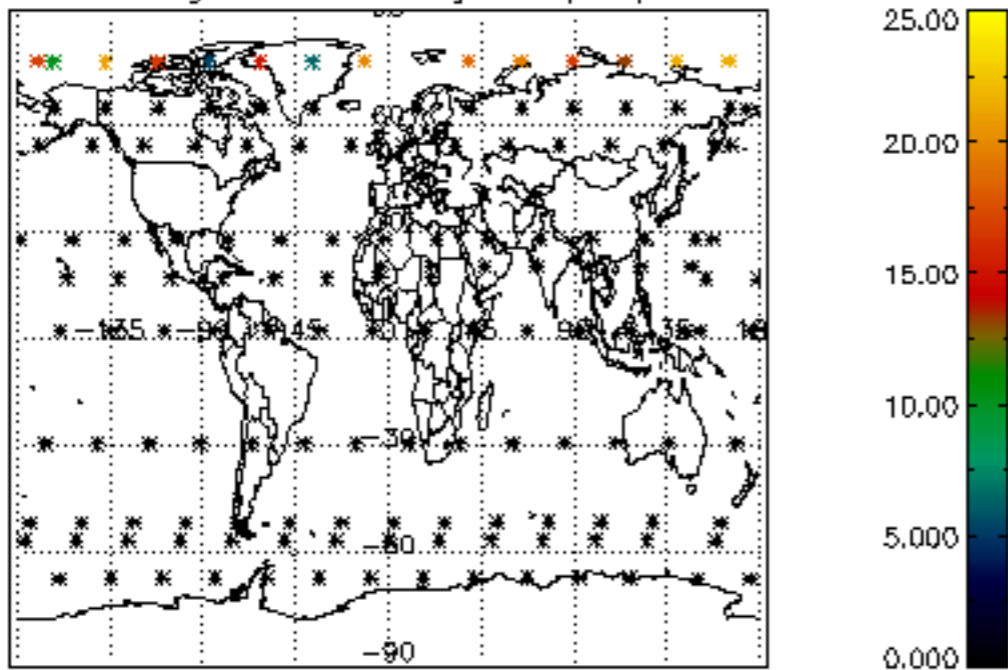
Percentage of star falling outside central band per profile



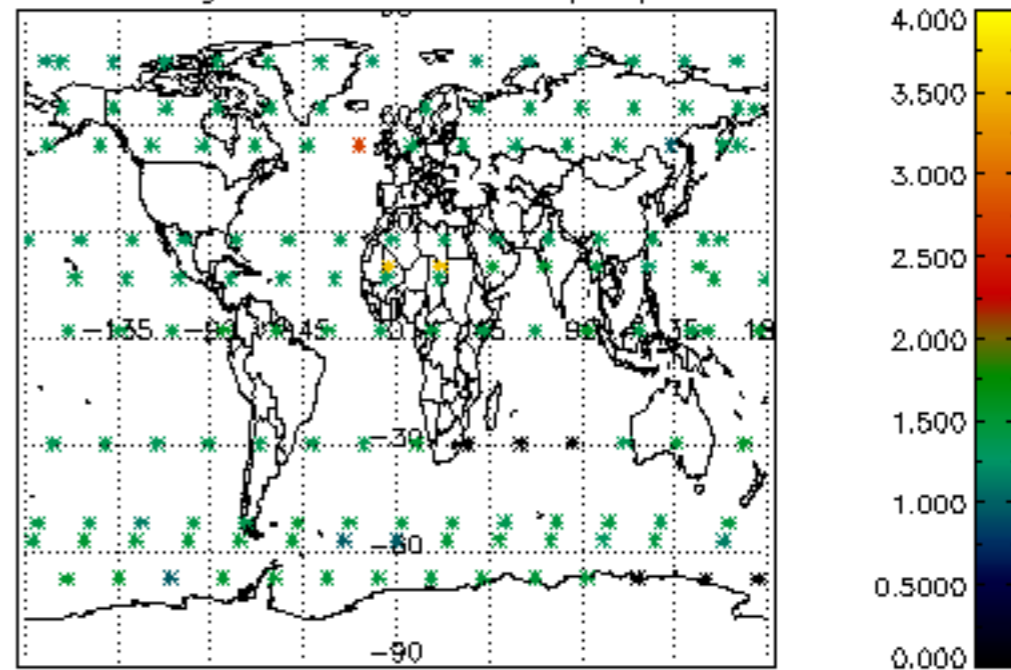
Percentage of saturation errors per profile



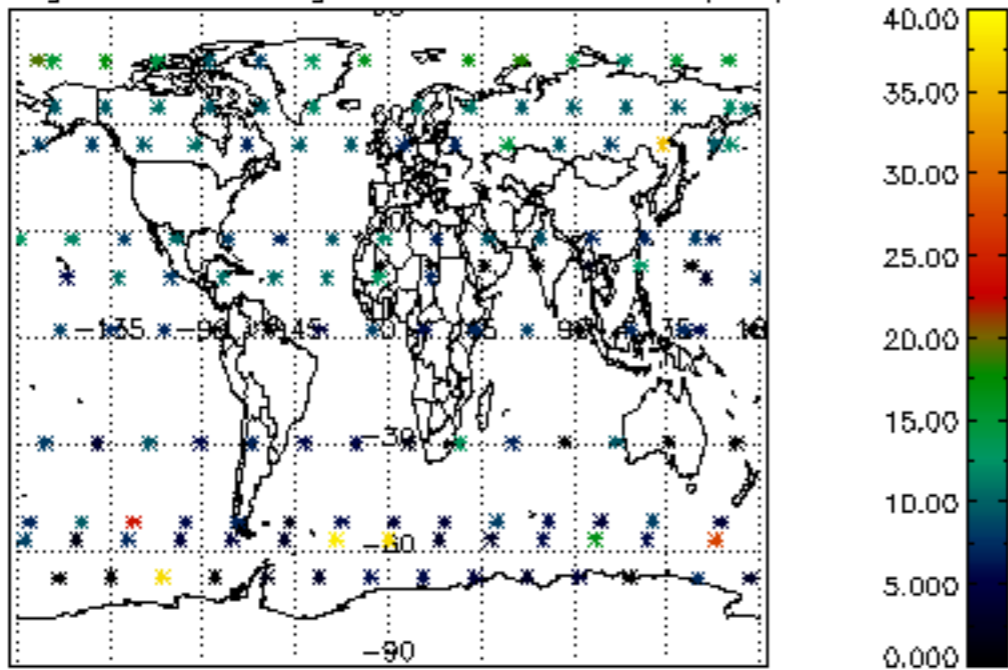
Percentage of cosmic ray hits per profile



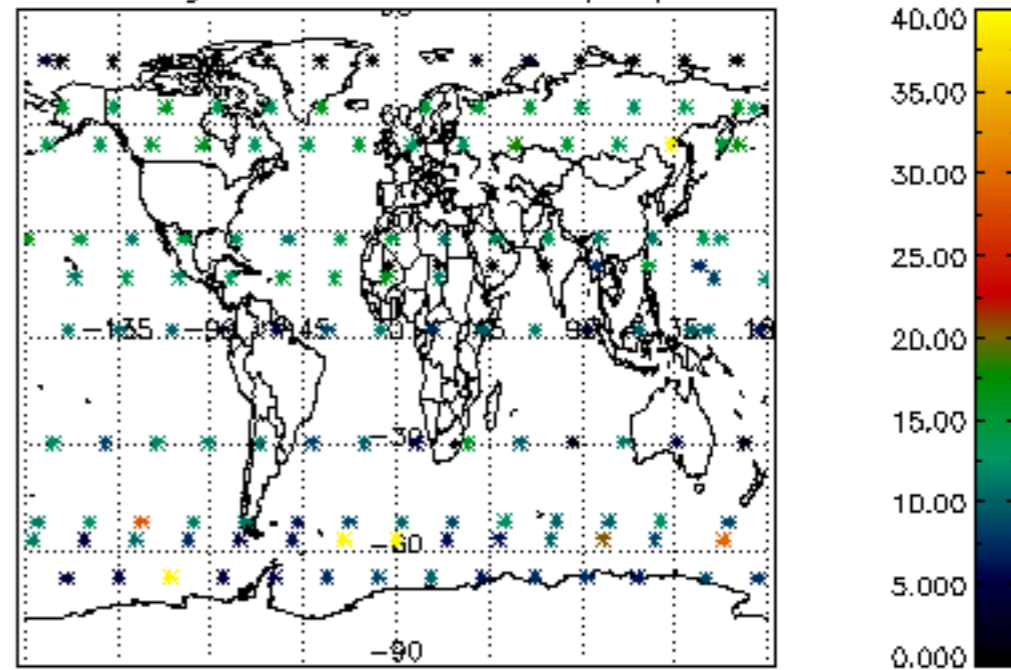
Percentage of datation errors per profile



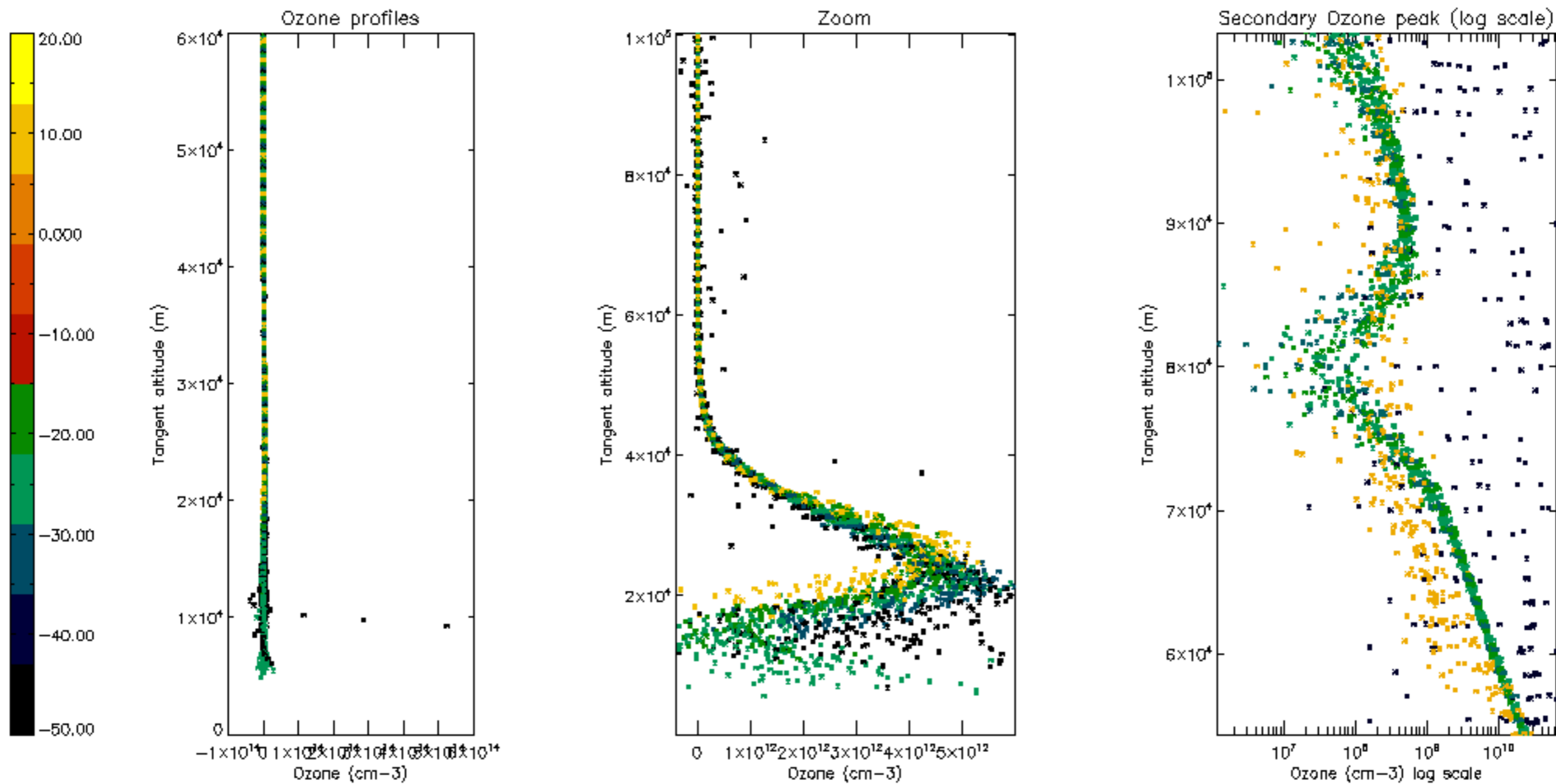
Percentage of star falling outside central band per profile

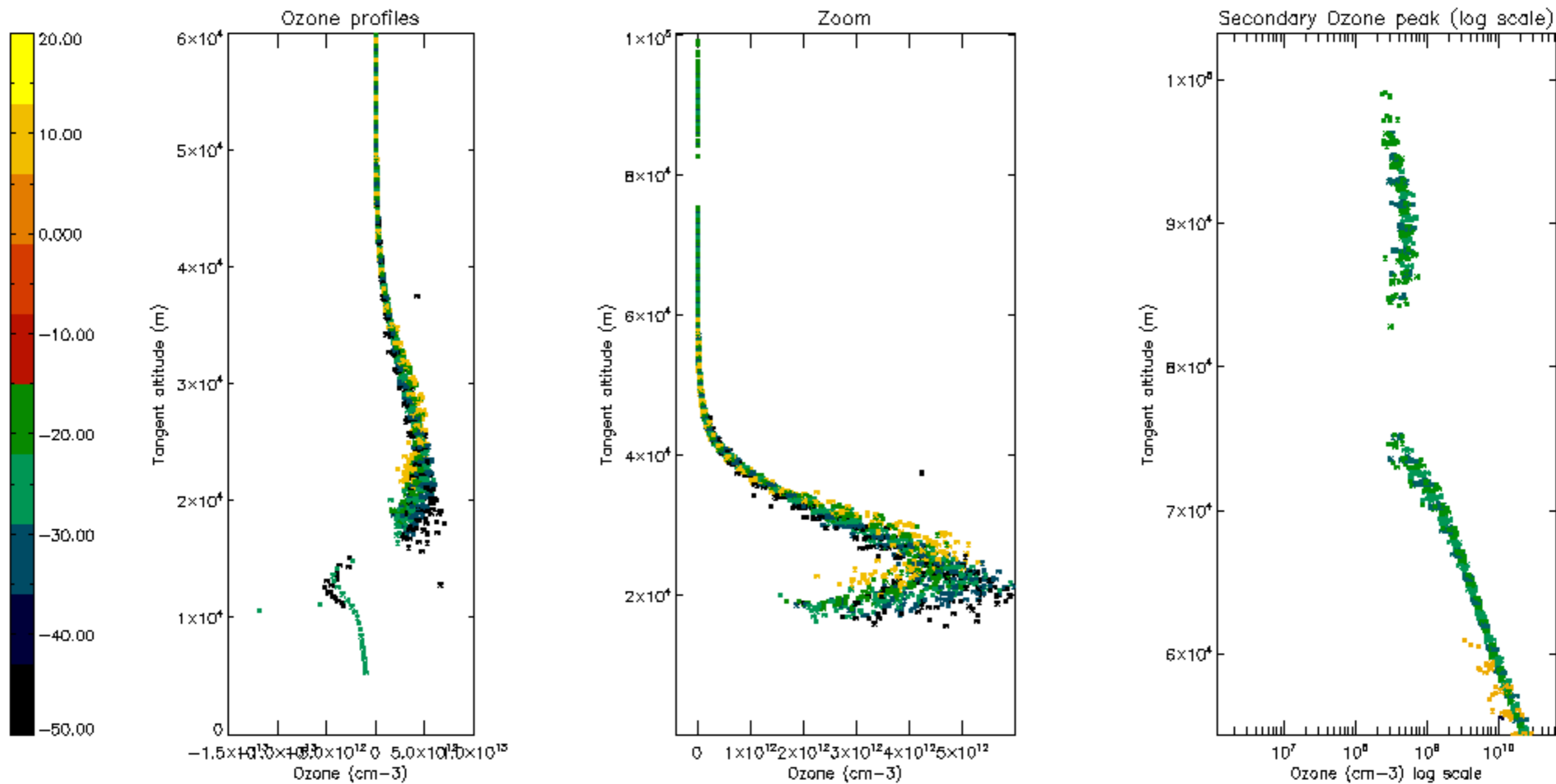


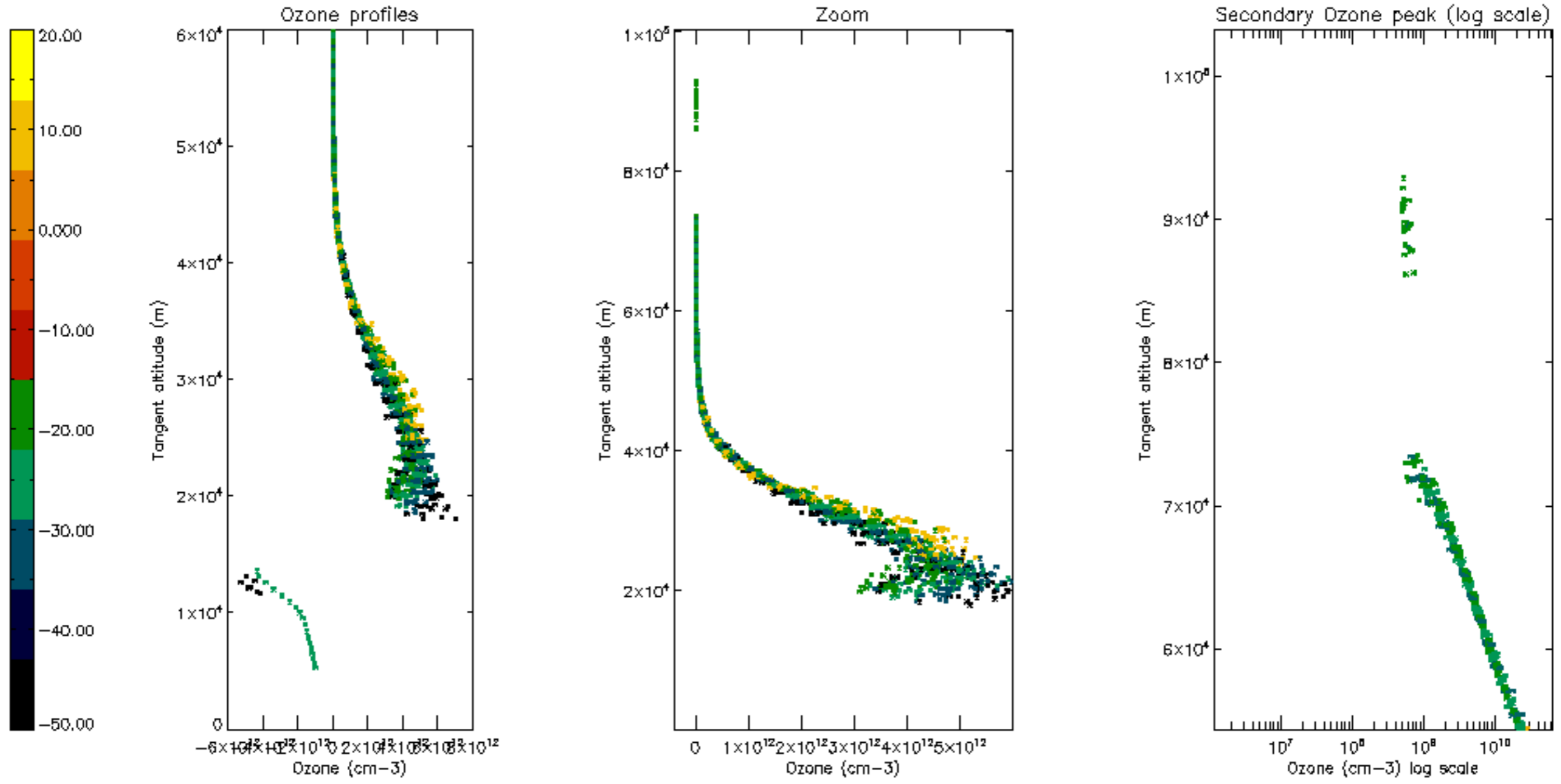
Percentage of saturation errors per profile

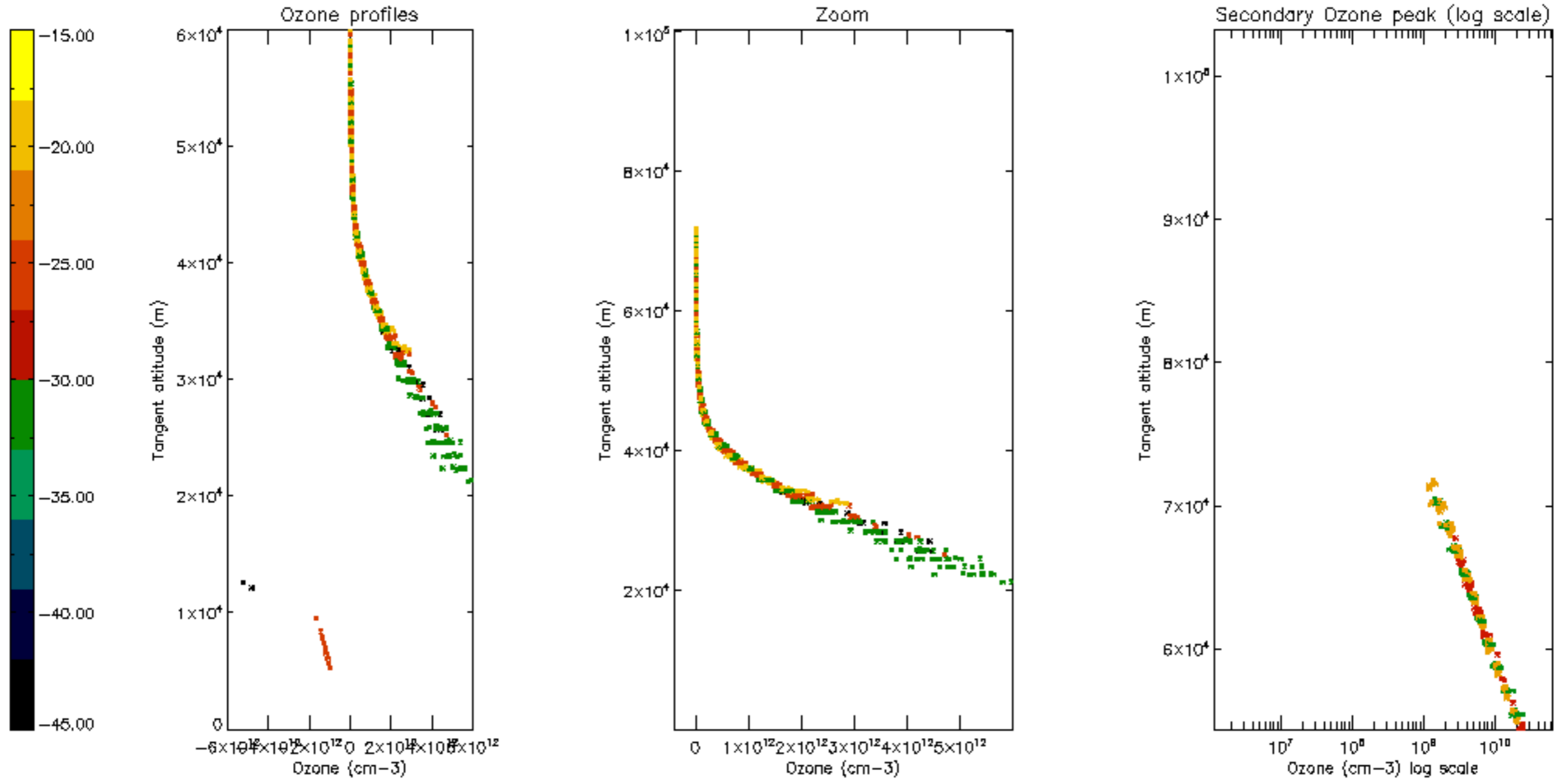




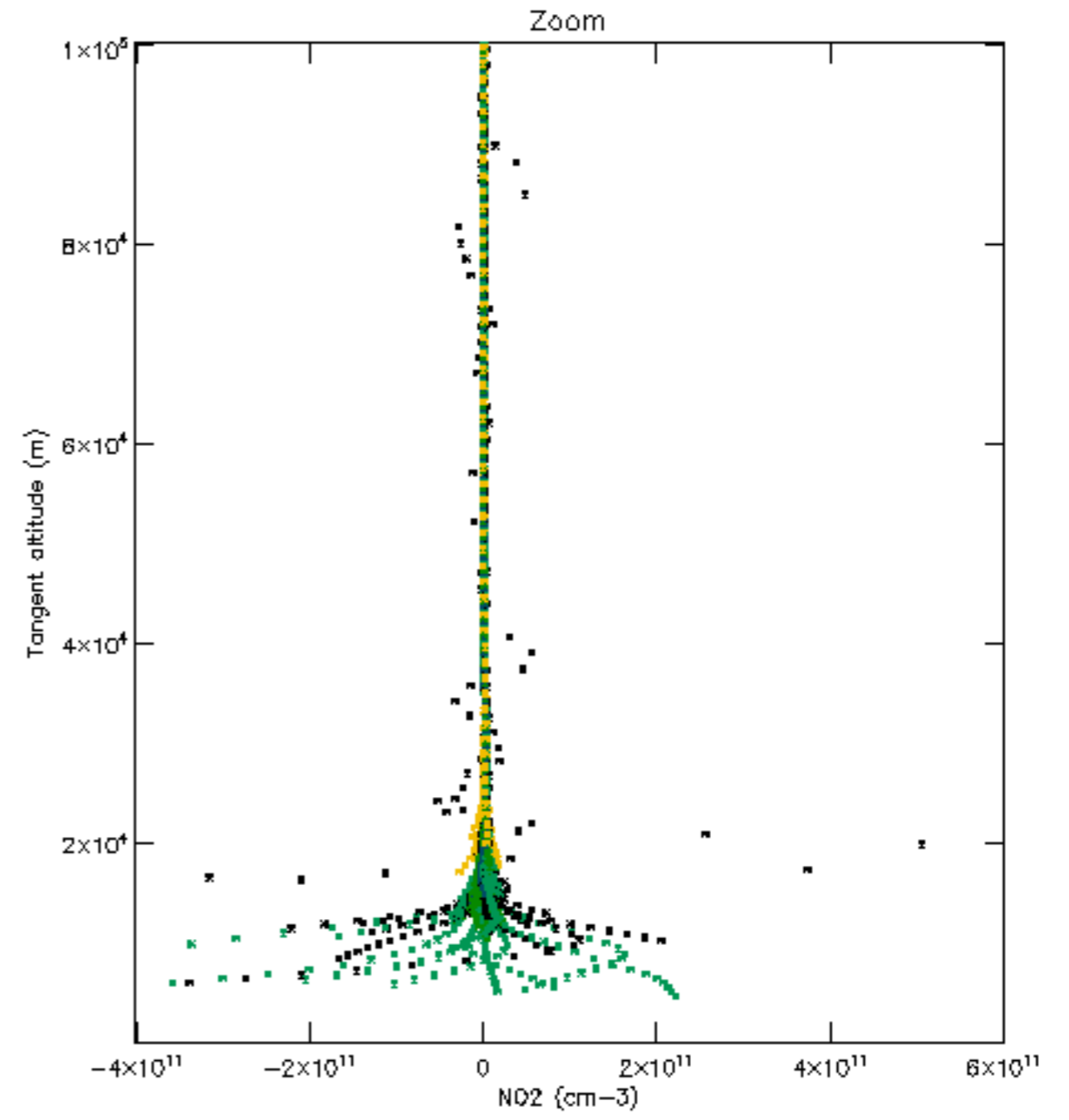
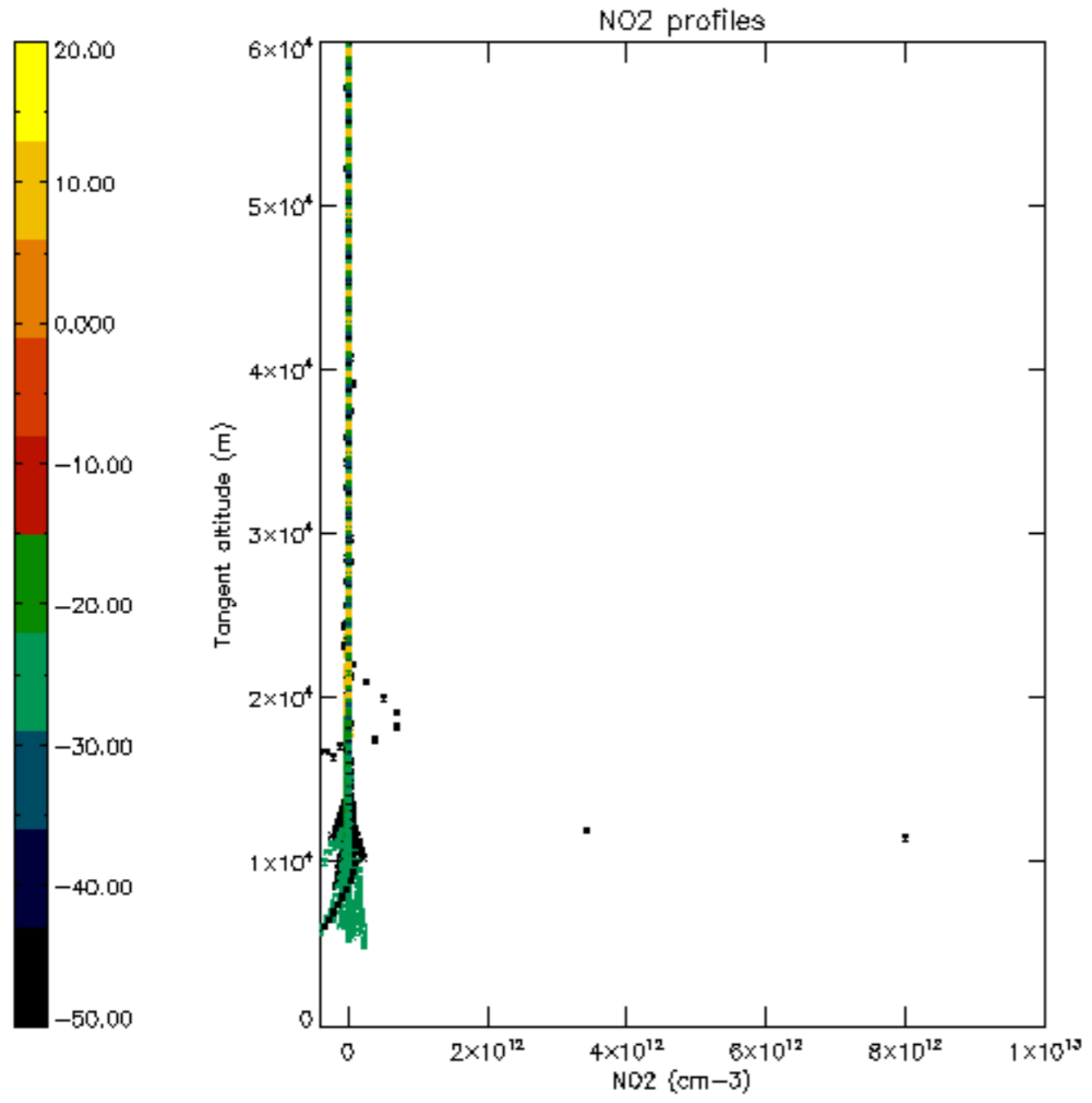


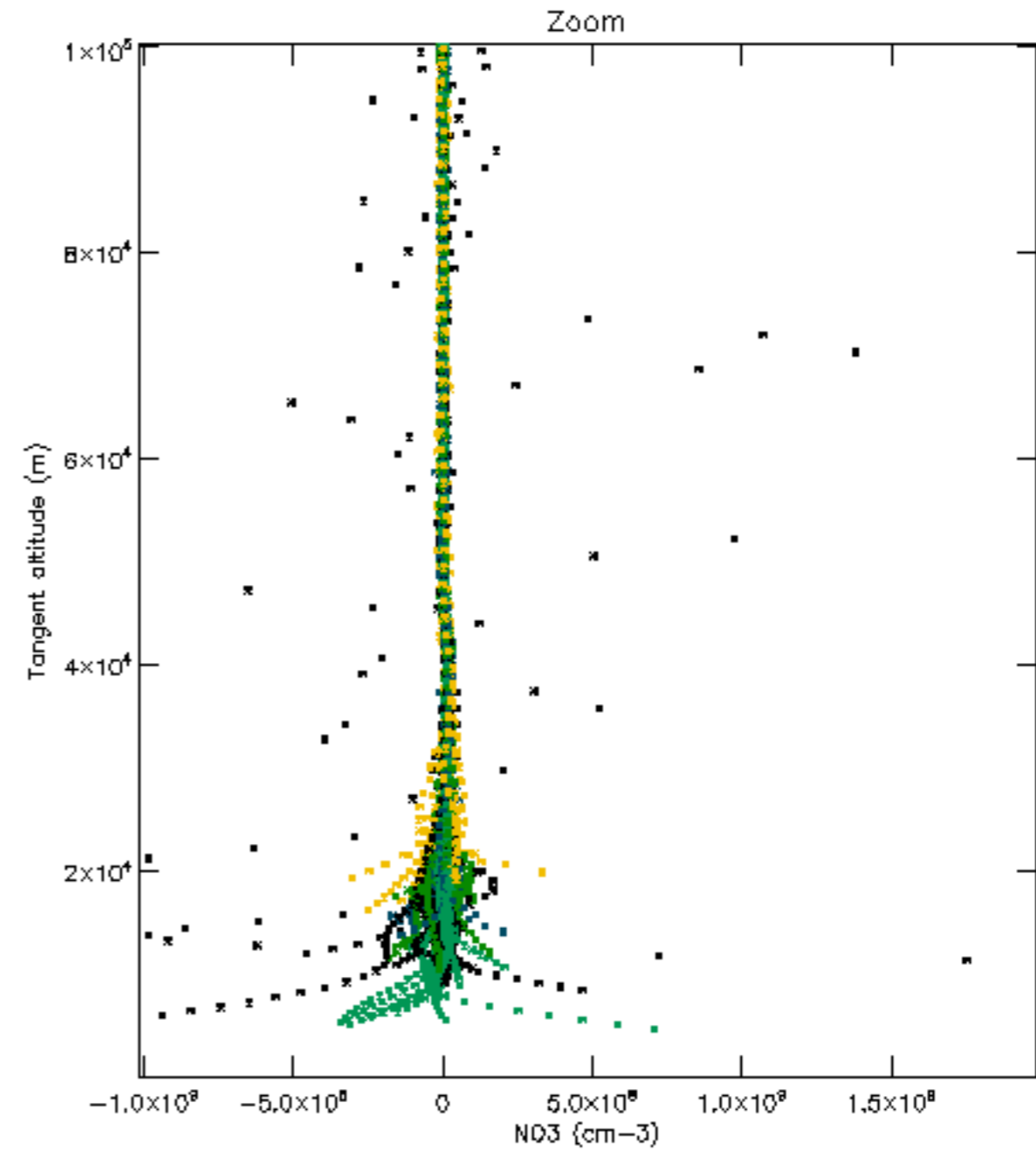
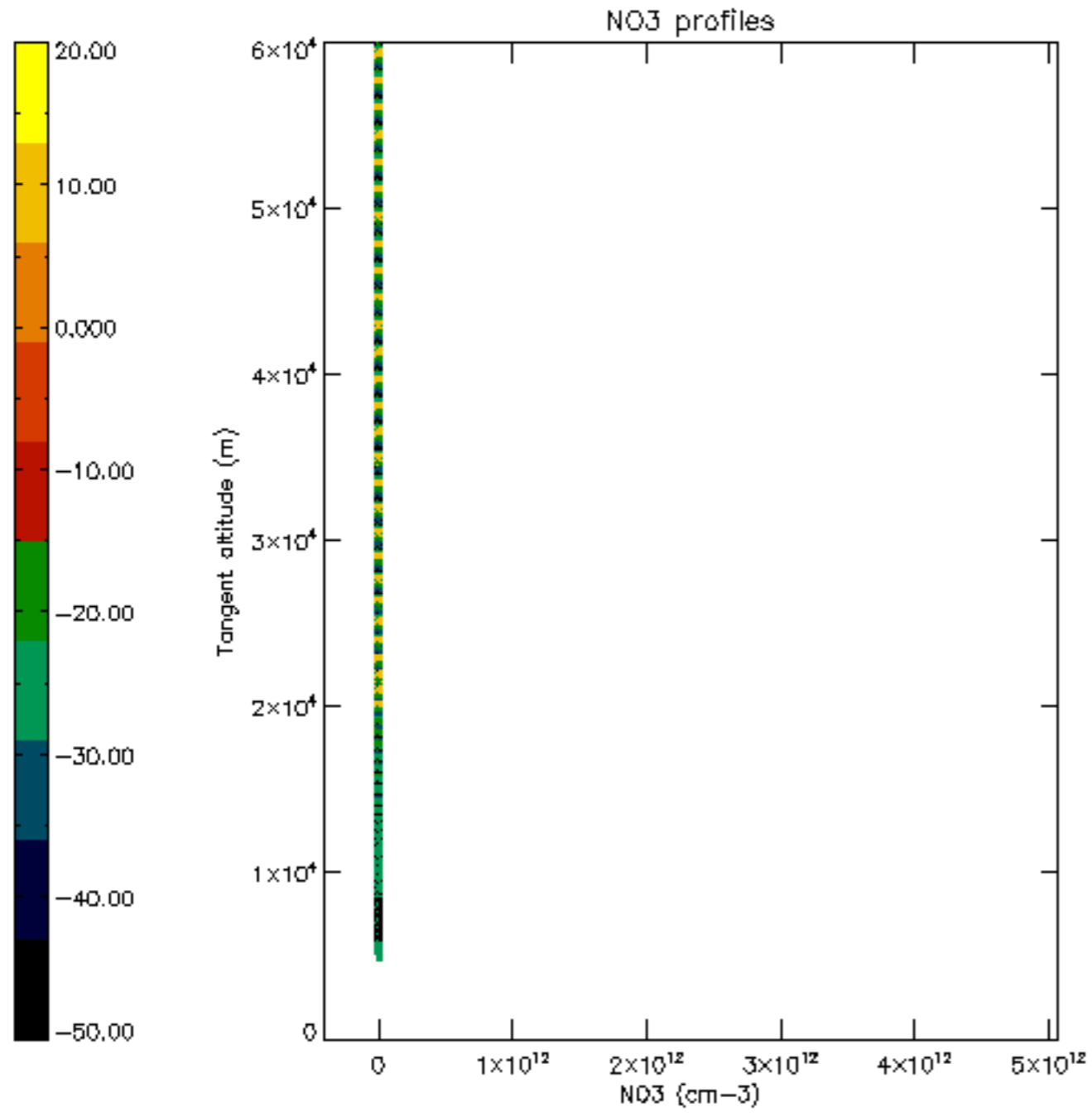


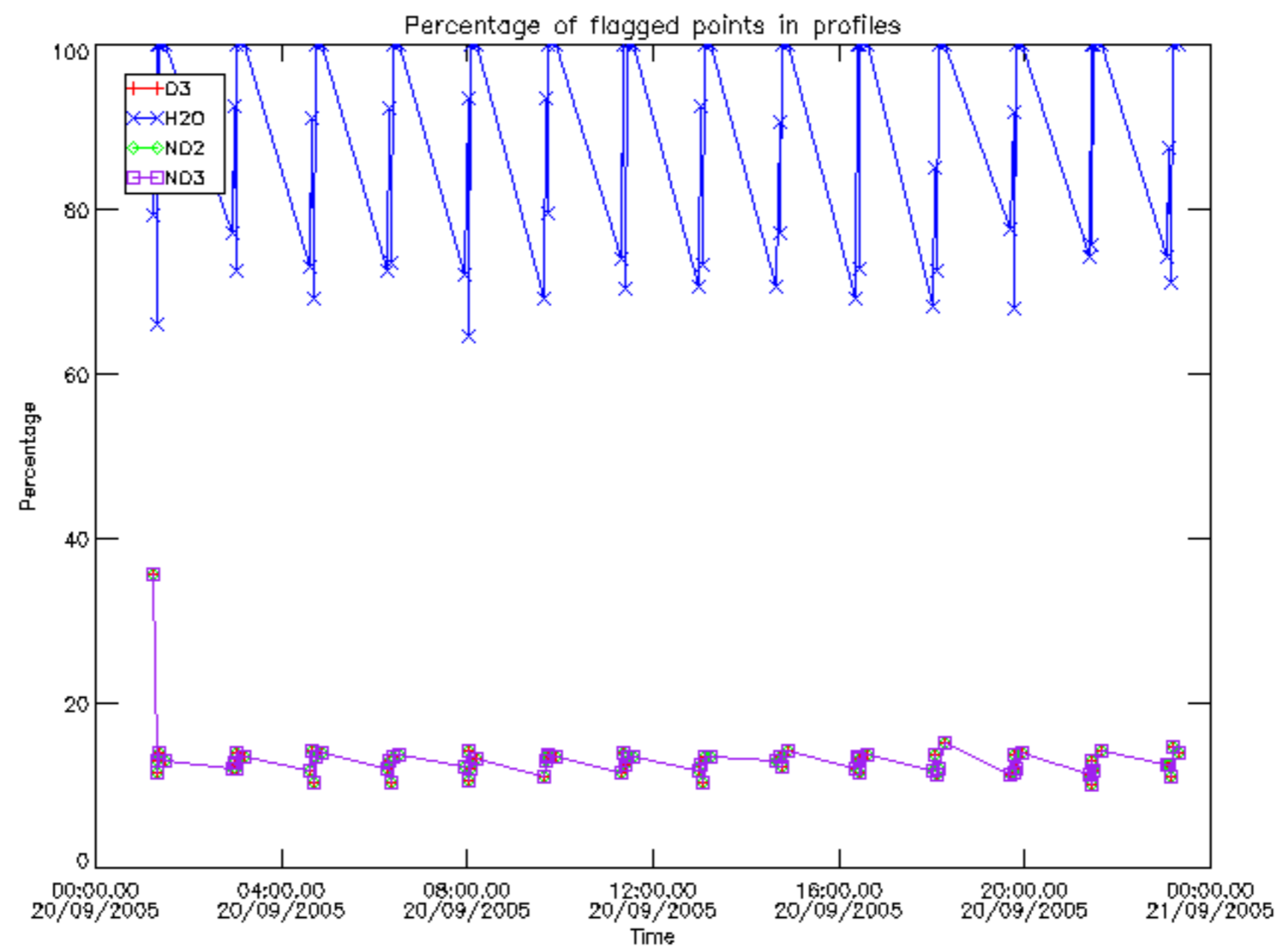




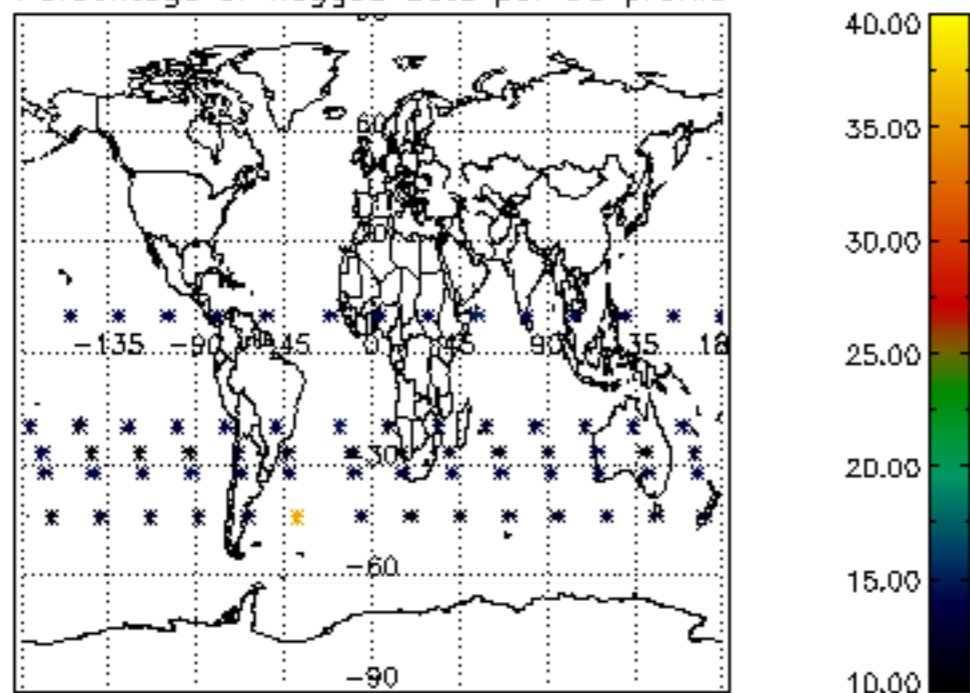




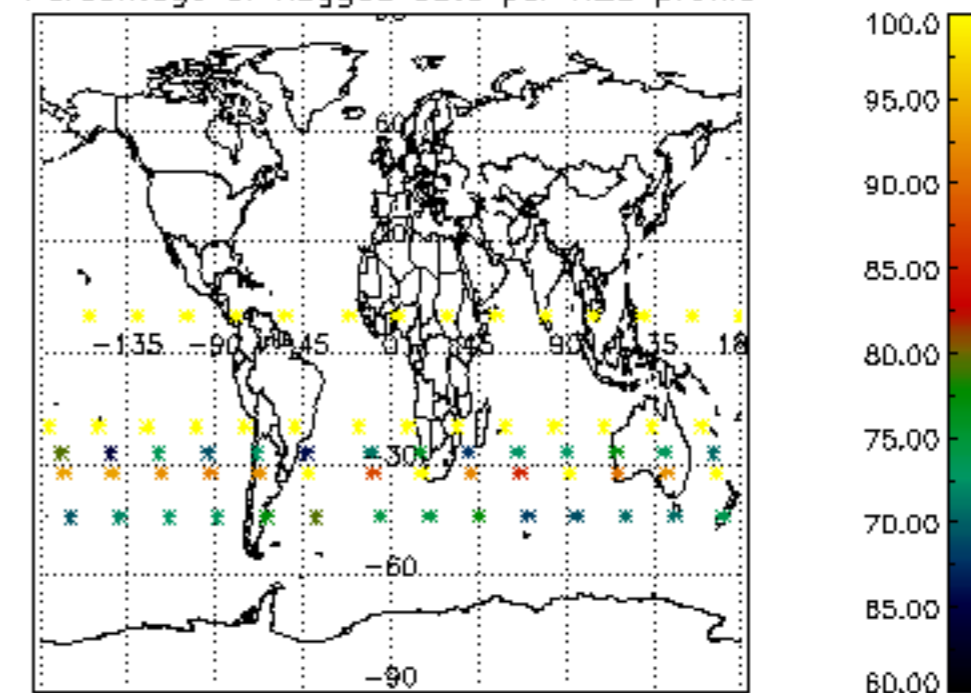




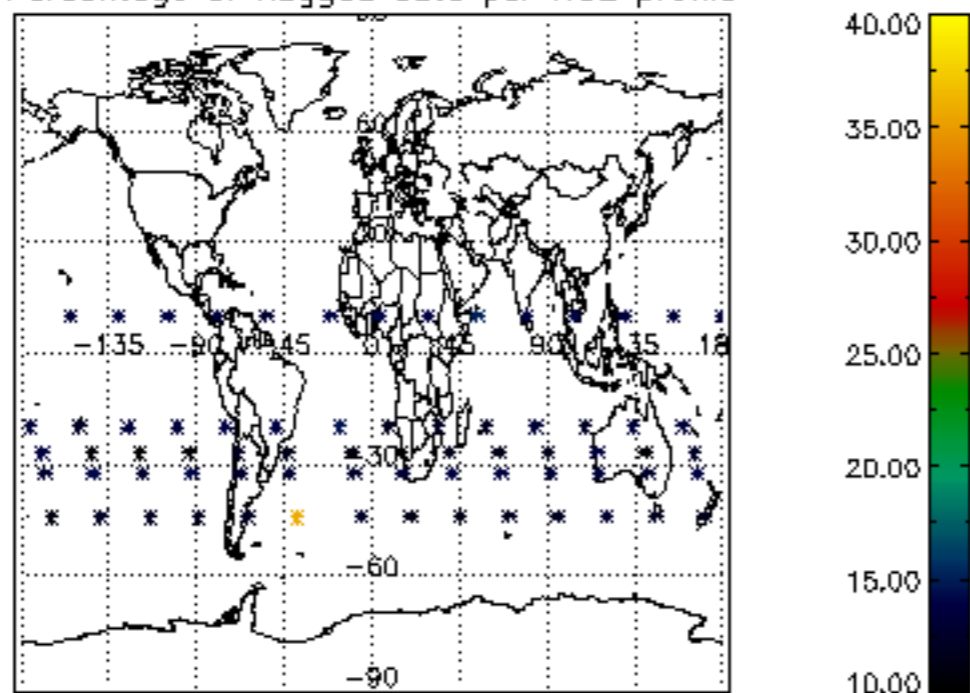
Percentage of flagged data per D3 profile



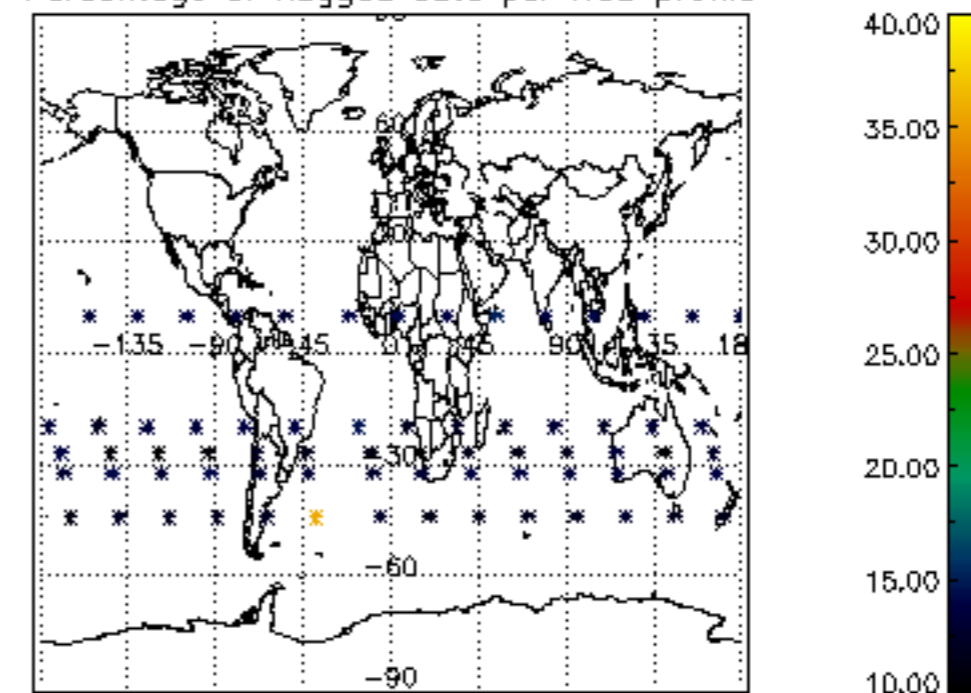
Percentage of flagged data per H2O profile



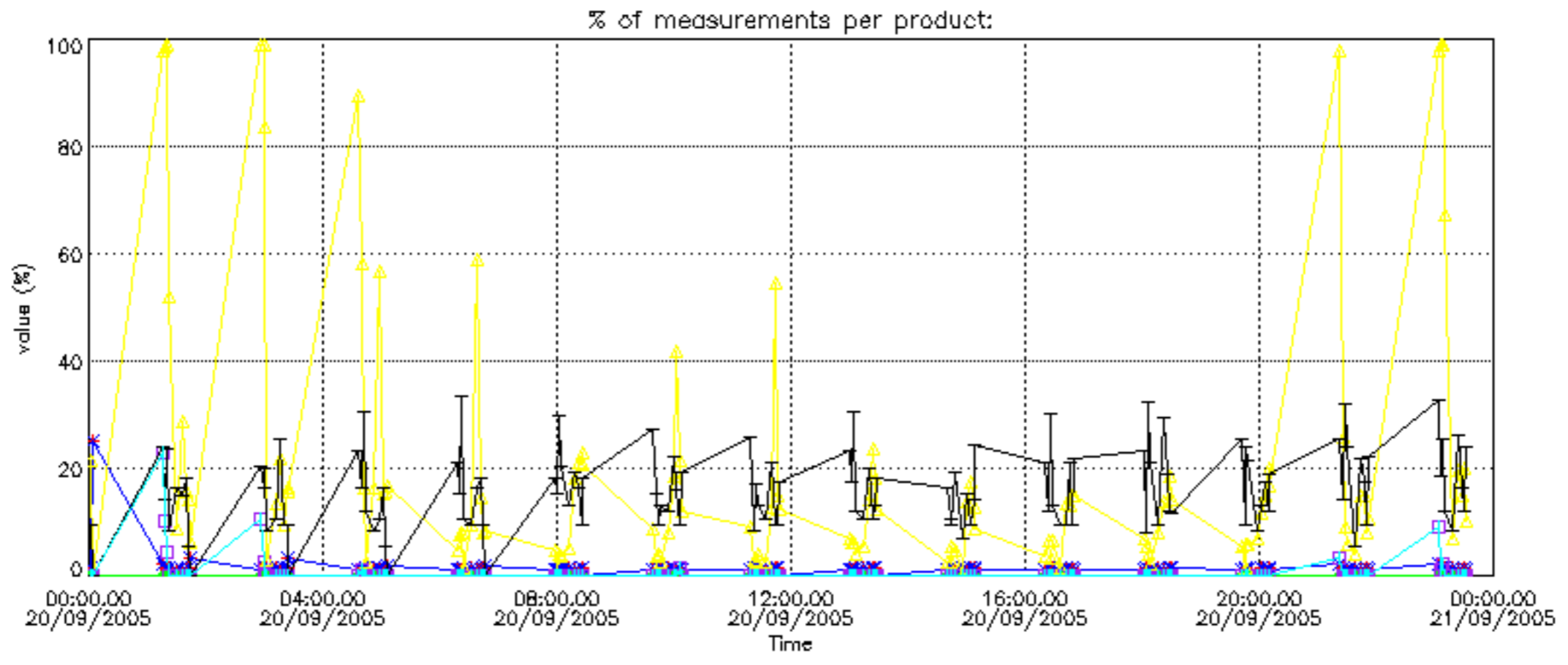
Percentage of flagged data per NO2 profile

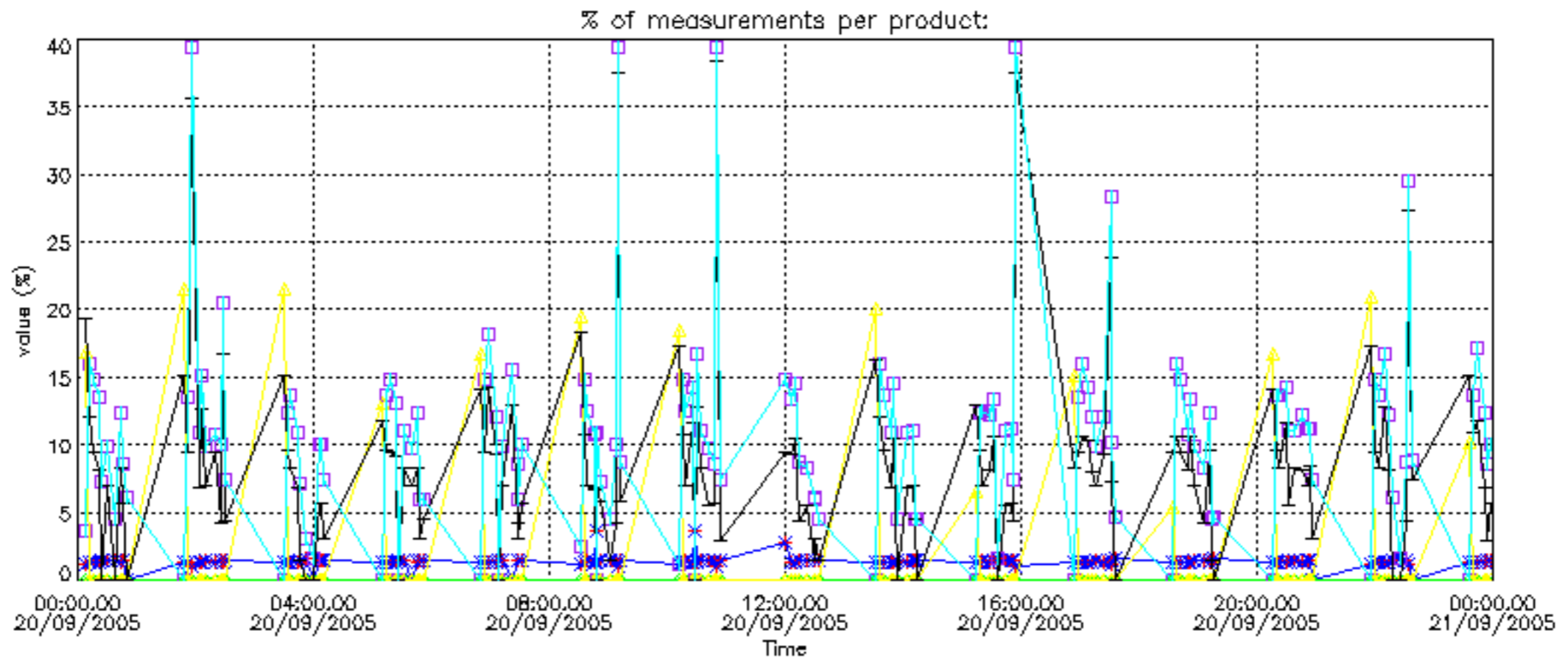


Percentage of flagged data per NO3 profile

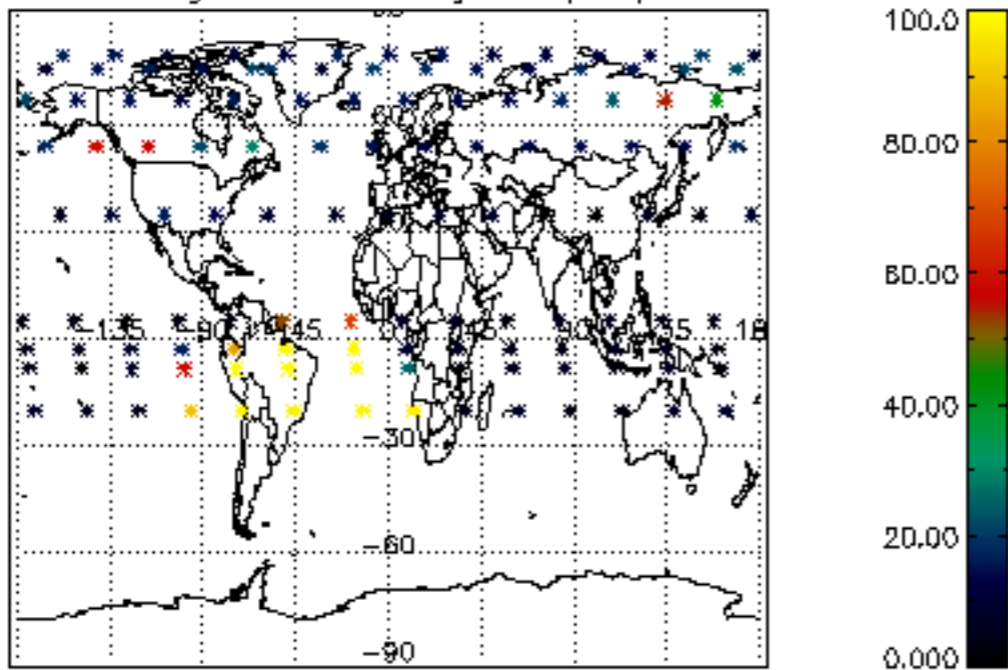




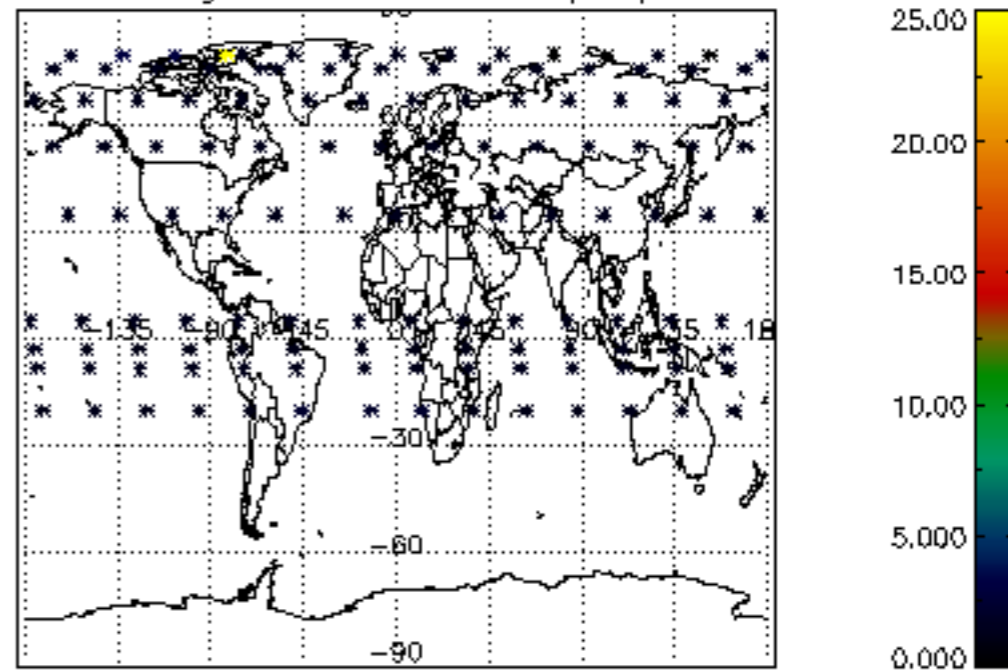




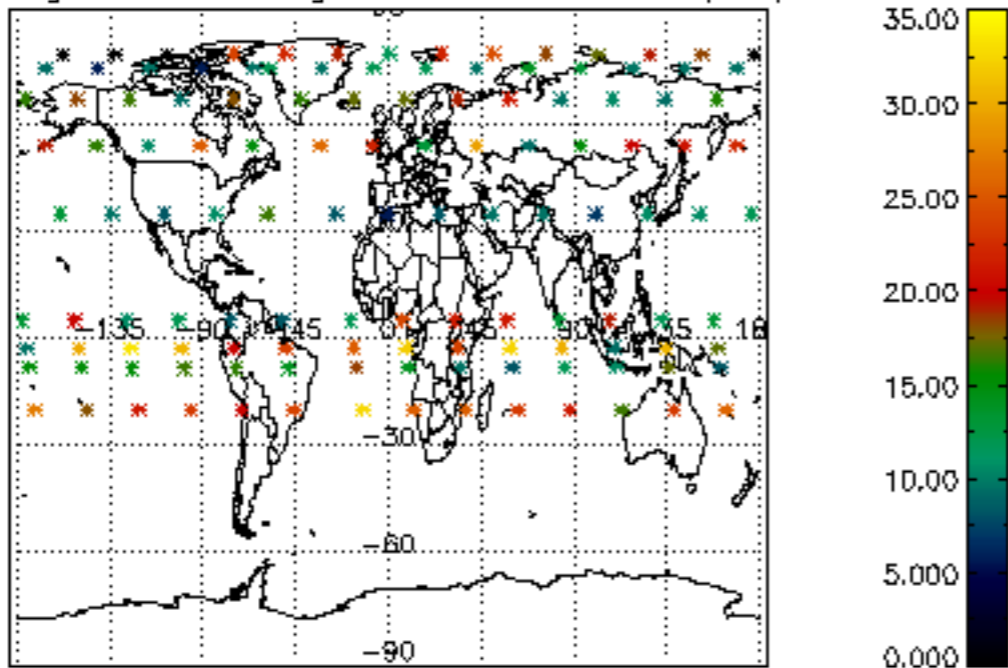
Percentage of cosmic ray hits per profile



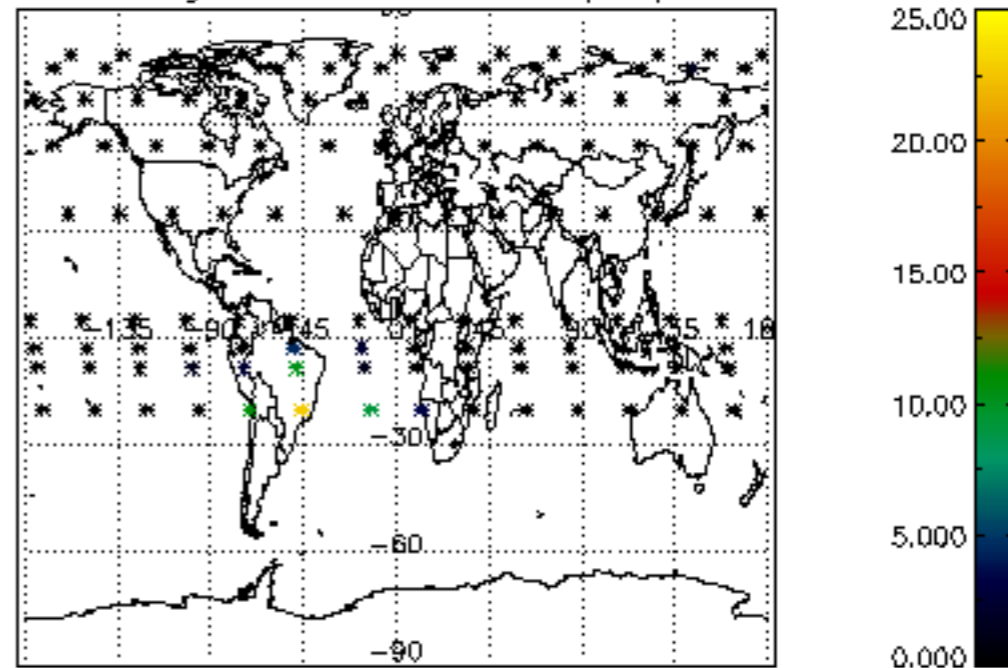
Percentage of datation errors per profile



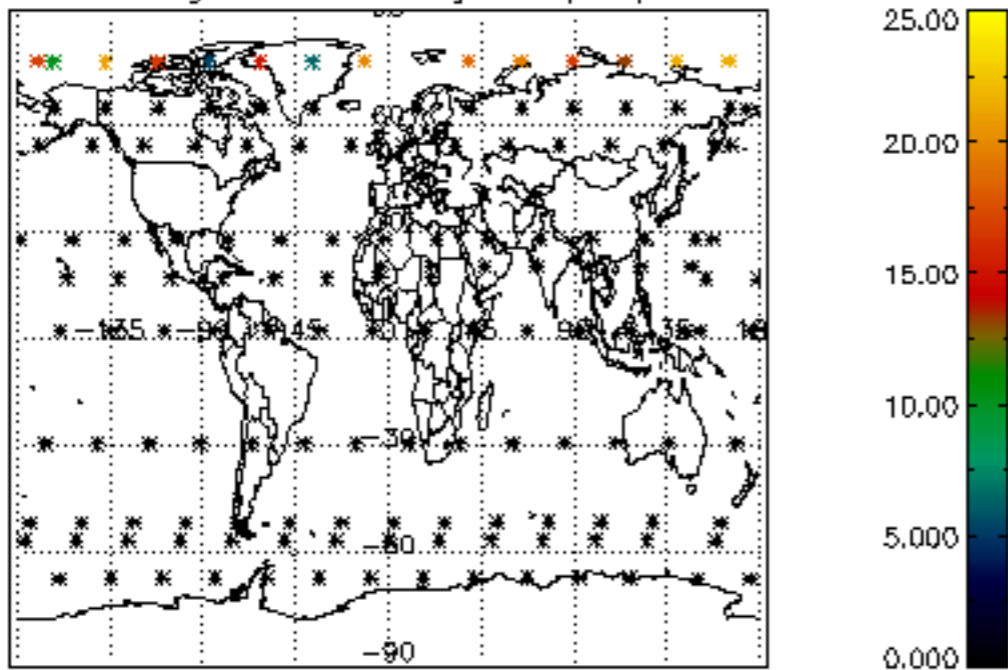
Percentage of star falling outside central band per profile



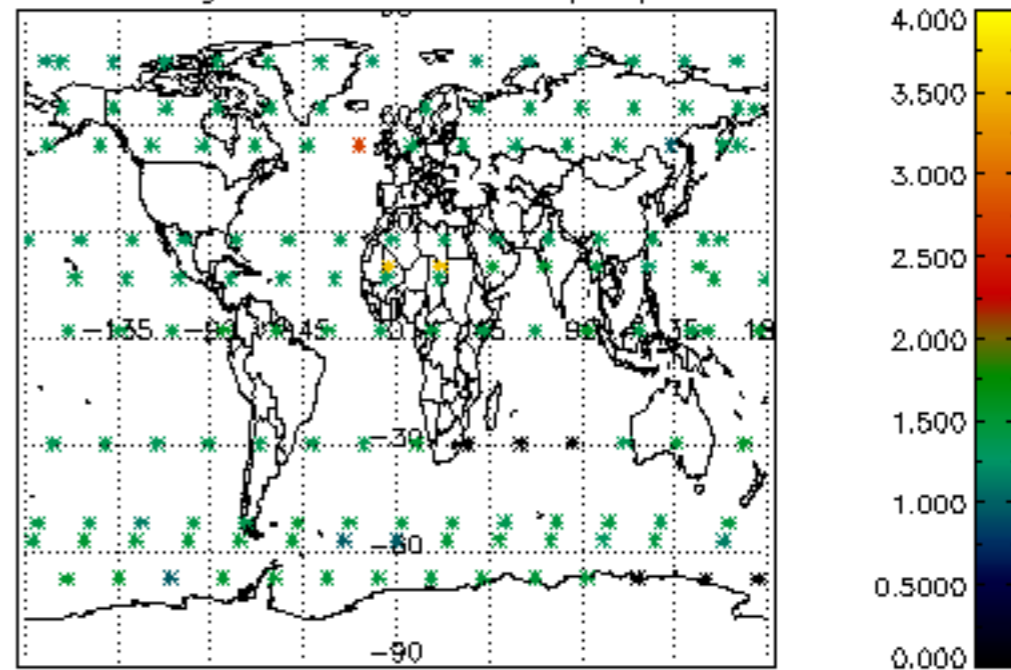
Percentage of saturation errors per profile



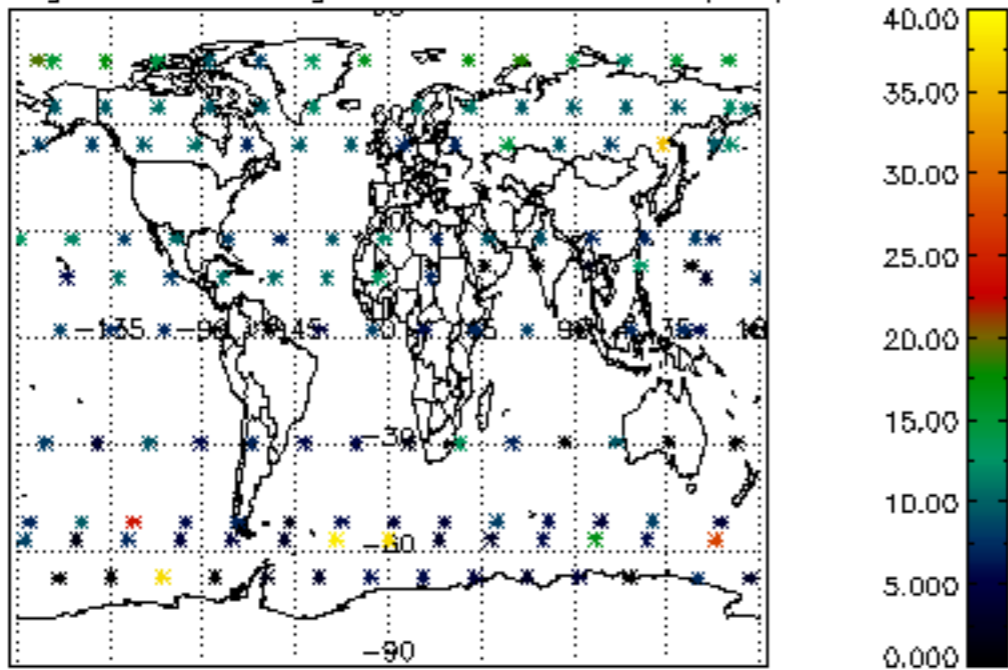
Percentage of cosmic ray hits per profile



Percentage of datation errors per profile



Percentage of star falling outside central band per profile



Percentage of saturation errors per profile

